

Average RPI Win:	239	WON-LOST	WINNING	LAST 10	STRENGTH OF	OPP. STRENGTH	TEAM	ADJ.	CONF.	ADJ CONF.
Average RPI Loss:	187	RECORD	PCT. RANK	GAMES	SCHEDULE	OF SCHEDULE	RPI	RPI	RPI	RPI
DIV. I ONLY	13- 15	197	1- 0	244	299	233	233	25	25	
DIV. I NON-CONF.	2- 5	264	0- 0	179	270	262	262	22	22	
TOTALS	RPI 1-25	RPI 26-50	W-L RECORDS	RPI 51-100	RPI 101-999	RPI 150+				
13- 15	0- 0	0- 0	OVERALL	2- 2	11- 13	11- 9				
6- 6	0- 0	0- 0	HOME	1- 1	5- 5	5- 3				
3- 8	0- 0	0- 0	AWAY	0- 1	3- 7	3- 5				
4- 1	0- 0	0- 0	NEUTRAL	1- 0	3- 1	3- 1				
2- 5	0- 0	0- 0	NON-CONFERENCE	0- 0	2- 5	2- 3				
0- 3	0- 0	0- 0	HOME	0- 0	0- 3	0- 2				
1- 1	0- 0	0- 0	AWAY	0- 0	1- 1	1- 0				
1- 1	0- 0	0- 0	NEUTRAL	0- 0	1- 1	1- 1				
11- 10	0- 0	0- 0	CONFERENCE	2- 2	9- 8	9- 6				
6- 3	0- 0	0- 0	HOME	1- 1	5- 2	5- 1				
2- 7	0- 0	0- 0	AWAY	0- 1	2- 6	2- 5				
3- 0	0- 0	0- 0	NEUTRAL	1- 0	2- 0	2- 0				

RPI 1-25			RPI 26-50			RPI 51-100			RPI 101+			Team's RPI: 233
RPI	S	Opponent	Score	RPI	S	Opponent	Score	RPI	S	Opponent	Score	
						61 A Lamar University	58 76	124 H New Mexico St.		65 67		
						61 H Lamar University	47 72	129 A Abilene Christian		55 72		
						76 H SFA	46 44	129 H Abilene Christian		68 72		
						76 N SFA	88 79	140 A Texas Tech		61 78		
								162 H Texas St.		53 60		
								166 A Nicholls St.		55 85		
								166 N Nicholls St.		69 56		
								182 A Sam Houston St.		59 61		
								182 H Sam Houston St.		76 61		
								188 N Prairie View		59 67		
								212 A UTRGV		59 49		
								212 H UTRGV		57 70		
								268 N Louisiana		64 63		
								278 A Central Ark.		73 65		
								288 A New Orleans		54 56		
								288 H New Orleans		57 51		
								288 N New Orleans		69 47		
								308 A Incarnate Word		72 77		
								308 H Incarnate Word		57 49		
								312 H McNeese		62 51		
								317 H Northwestern St.		79 55		
								323 A Southeastern La.		45 56		
								332 A Houston Baptist		70 56		
								332 H Houston Baptist		56 74		
LAST 12 Division I GAMES:												
						288 N New Orleans	69 47	129 A Abilene Christian		55 72		
						166 N Nicholls St.	69 56	61 H Lamar University		47 72		
						76 N SFA	88 79	76 H SFA		46 44		
						332 H Houston Baptist	56 74	288 A New Orleans		54 56		
						312 H McNeese	62 51	182 A Sam Houston St.		59 61		
						308 A Incarnate Word	72 77	308 H Incarnate Word		57 49		

Non-Div I Games: UNKNOWN 78 40 Schreiner 64 34 Tex. A&M Int'l 84 36 Texas Lutheran 73 49

A&M-Corpus Christi

Loss, Non-Conf, S Site, H Home A Away N Neutral

Average RPI Win:	250	WON-LOST	WINNING	LAST 10	STRENGTH OF	OPP. STRENGTH	TEAM	ADJ.	CONF.	ADJ CONF.
Average RPI Loss:	127	RECORD	PCT. RANK	GAMES	SCHEDULE	OF SCHEDULE	RPI	RPI	RPI	RPI
DIV. I ONLY	18- 9	78	1- 0	229	271	129	129	25	25	
DIV. I NON-CONF.	3- 4	199	0- 0	82	153	108	108	22	22	
TOTALS	RPI 1-25	RPI 26-50	W-L RECORDS	RPI 51-100	RPI 101-999	RPI 150+				
18- 9	0- 0	0- 0	OVERALL	1- 5	17- 4	16- 3				
6- 4	0- 0	0- 0	HOME	0- 3	6- 1	6- 1				
9- 5	0- 0	0- 0	AWAY	0- 2	9- 3	8- 2				
3- 0	0- 0	0- 0	NEUTRAL	1- 0	2- 0	2- 0				
3- 4	0- 0	0- 0	NON-CONFERENCE	0- 2	3- 2	2- 1				
0- 1	0- 0	0- 0	HOME	0- 1	0- 0	0- 0				
2- 3	0- 0	0- 0	AWAY	0- 1	2- 2	1- 1				
1- 0	0- 0	0- 0	NEUTRAL	0- 0	1- 0	1- 0				
15- 5	0- 0	0- 0	CONFERENCE	1- 3	14- 2	14- 2				
6- 3	0- 0	0- 0	HOME	0- 2	6- 1	6- 1				
7- 2	0- 0	0- 0	AWAY	0- 1	7- 1	7- 1				
2- 0	0- 0	0- 0	NEUTRAL	1- 0	1- 0	1- 0				

RPI 1-25			RPI 26-50			RPI 51-100			RPI 101+			Team's RPI: 129
RPI	S	Opponent	Score	RPI	S	Opponent	Score	RPI	S	Opponent	Score	
						61 H Lamar University	60 63	124 A New Mexico St.			58 46	
						61 N Lamar University	88 79	140 A Texas Tech			54 105	
						66 A FGCU	65 81	156 A Tulsa			63 75	
						67 H Arkansas	68 80	166 H Nicholls St.			76 66	
						76 A SFA	48 65	182 A Sam Houston St.			91 79	
						76 H SFA	55 71	182 H Sam Houston St.			63 72	
								227 N Texas Southern			81 39	
								233 A A&M-Corpus Christi			72 68	
								233 H A&M-Corpus Christi			72 55	
								259 A UTEP			70 69	
								278 A Central Ark.			67 65	
								278 H Central Ark.			77 70	
								278 N Central Ark.			82 54	
								288 A New Orleans			59 52	
								308 A Incarnate Word			71 50	
								308 H Incarnate Word			102 53	
								312 H McNeese			109 52	
								317 A Northwestern St.			72 63	
								323 A Southeastern La.			71 74	
								323 H Southeastern La.			86 66	
								332 A Houston Baptist			72 62	
LAST 12 Division I GAMES:												
						278 N Central Ark.	82 54	323 H Southeastern La.			86 66	
						61 N Lamar University	88 79	308 A Incarnate Word			71 50	
						308 H Incarnate Word	102 53	166 H Nicholls St.			76 66	
						76 A SFA	48 65	182 H Sam Houston St.			63 72	
						278 A Central Ark.	67 65	61 H Lamar University			60 63	
						233 H A&M-Corpus Christi	72 55	233 A A&M-Corpus Christi			72 68	

Non-Div I Games: Eastern N.M. 78 46 Southwest (NM) 90 47 Howard Payne 98 43 Schreiner 90 43 Abilene Christian

Loss, Non-Conf, S Site, H Home A Away N Neutral

RPI 1-25				RPI 26-50				RPI 51-100				RPI 101+				Team's RPI: 297	
RPI	S	Opponent	Score	RPI	S	Opponent	Score	RPI	S	Opponent	Score	RPI	S	Opponent	Score		
5	A	Oregon	36 82	38	A	Boise St.	48 79	55	A	New Mexico	57 78	108	A	Minnesota	50 67		
				38	H	Boise St.	60 80	62	A	Wyoming	60 80	121	H	Fresno St.	70 77		
								62	H	Wyoming	56 59	128	H	Northern Colo.	69 57		
								96	A	Northeastern	41 54	167	A	Denver	66 92		
												180	A	Utah St.	55 64		
												180	H	Utah St.	44 48		
												189	A	Portland	60 79		
												204	A	UNLV	56 66		
												204	H	UNLV	47 62		
												208	A	San Diego St.	61 70		
												208	H	San Diego St.	75 66		
												208	N	San Diego St.	55 63		
												226	H	George Mason	71 78		
												246	A	Nevada	54 79		
												246	H	Nevada	79 74		
												256	H	Navy	47 54		
												281	A	Colorado St.	48 55		
												281	H	Colorado St.	63 48		
												291	A	Army West Point	71 60		
												298	A	San Jose St.	60 73		
												298	H	San Jose St.	88 77		
												344	H	Fairleigh Dickinson	85 37		
LAST 12 Division I GAMES:																	
				208	N	San Diego St.	55 63	180	A	Utah St.	55 64						
				38	H	Boise St.	60 80	204	H	UNLV	47 62						
				246	A	Nevada	54 79	62	A	Wyoming	60 80						
				62	H	Wyoming	56 59	281	A	Colorado St.	48 55						
				298	A	San Jose St.	60 73	208	H	San Diego St.	75 66						
				121	H	Fresno St.	70 77	298	H	San Jose St.	88 77						

Air Force

Page 3

Average RPI Win: 230	WON-LOST	WINNING	LAST 10	STRENGTH OF	OPP. STRENGTH	TEAM	ADJ.	CONF.	ADJ CONF.
Average RPI Loss: 92	RECORD	PCT. RANK	GAMES	SCHEDULE	OF SCHEDULE	RPI	RPI	RPI	RPI
DIV. I ONLY	15- 14	157	0- 1	155	118	164	164	8	8
DIV. I NON-CONF.	8- 2	52	0- 0	306	307	142	142	9	9
TOTALS	RPI 1-25	RPI 26-50	W-L RECORDS	RPI 51-100	RPI 101-999	RPI 150+			
15- 14	1- 1	0- 5	OVERALL	1- 3	13- 5	13- 3			
8- 6	1- 0	0- 2	HOME	1- 2	6- 2	6- 2			
3- 8	0- 1	0- 3	AWAY	0- 1	3- 3	3- 1			
4- 0	0- 0	0- 0	NEUTRAL	0- 0	4- 0	4- 0			
8- 2	0- 0	0- 0	NON-CONFERENCE	0- 1	8- 1	8- 0			
3- 1	0- 0	0- 0	HOME	0- 1	3- 0	3- 0			
1- 1	0- 0	0- 0	AWAY	0- 0	1- 1	1- 0			
4- 0	0- 0	0- 0	NEUTRAL	0- 0	4- 0	4- 0			
7- 12	1- 1	0- 5	CONFERENCE	1- 2	5- 4	5- 3			
5- 5	1- 0	0- 2	HOME	1- 1	3- 2	3- 2			
2- 7	0- 1	0- 3	AWAY	0- 1	2- 2	2- 1			
0- 0	0- 0	0- 0	NEUTRAL	0- 0	0- 0	0- 0			

RPI 1-25				RPI 26-50				RPI 51-100				RPI 101+ Team's RPI: 164			
RPI	S	Opponent	Score	RPI	S	Opponent	Score	RPI	S	Opponent	Score	RPI	S	Opponent	Score
25	A	Buffalo	72 91	32	A	Central Mich.	71 94	74	H	Butler	47 63	122	A	Youngstown St.	61 72
25	H	Buffalo	70 59	34	A	Ohio	70 92	83	A	Kent St.	58 73	126	A	Northern Ill.	59 70
				34	H	Ohio	71 81	83	H	Kent St.	55 65	196	A	Eastern Mich.	60 67
				44	A	Miami (OH)	49 66	85	H	Toledo	70 64	196	H	Eastern Mich.	60 72
				44	H	Miami (OH)	61 67					196	H	Eastern Mich.	59 61
												203	A	N.C. A&T	49 36
												219	A	Bowling Green	83 73
												219	H	Bowling Green	74 71
												220	H	Ball St.	91 61
												244	N	Northern Ky.	77 60
												247	N	Jackson St.	74 57
												259	N	UTEP	64 57
												262	H	St. Bonaventure	67 58
												270	A	Western Mich.	72 59
												270	H	Western Mich.	69 62
												286	H	Canisius	62 53
												310	N	Oakland	85 65
												333	H	Eastern Ky.	63 54
LAST 12 Division I GAMES:															
196	H	Eastern Mich.	59 61	196	A	Eastern Mich.	60 67								
44	A	Miami (OH)	49 66	44	H	Miami (OH)	61 67								
83	H	Kent St.	55 65	220	H	Ball St.	91 61								
34	H	Ohio	71 81	270	H	Western Mich.	69 62								
219	A	Bowling Green	83 73	34	A	Ohio	70 92								
25	H	Buffalo	70 59	83	A	Kent St.	58 73								

Non-Div I Games: Malone 63 44

Akron

■ Loss,
 ■ Non-Conf, S Site,
 ■ Home
 ■ Away
 N Neutral

Alabama

Through Games Of March 16, 2019

Average RPI Win:	189	WON-LOST	WINNING	LAST 10	STRENGTH OF	OPP. STRENGTH	TEAM	ADJ.	CONF.	ADJ CONF.
Average RPI Loss:	74	RECORD	PCT. RANK	GAMES	SCHEDULE	OF SCHEDULE	RPI	RPI	RPI	RPI
DIV. I ONLY	14- 17	204	1- 1	94	66	157	157	5	5	
DIV. I NON-CONF.	8- 5	119	0- 0	175	128	154	154	5	5	
TOTALS	RPI 1-25	RPI 26-50	W-L RECORDS	RPI 51-100	RPI 101-999	RPI 150+				
14- 17	0- 5	0- 4	OVERALL	3- 4	11- 4	10- 3				
9- 6	0- 2	0- 1	HOME	2- 2	7- 1	7- 0				
3- 7	0- 2	0- 2	AWAY	0- 2	3- 1	2- 1				
2- 4	0- 1	0- 1	NEUTRAL	1- 0	1- 2	1- 2				
8- 5	0- 1	0- 0	NON-CONFERENCE	2- 2	6- 2	6- 2				
6- 1	0- 0	0- 0	HOME	1- 1	5- 0	5- 0				
1- 1	0- 0	0- 0	AWAY	0- 1	1- 0	1- 0				
1- 3	0- 1	0- 0	NEUTRAL	1- 0	0- 2	0- 2				
6- 12	0- 4	0- 4	CONFERENCE	1- 2	5- 2	4- 1				
3- 5	0- 2	0- 1	HOME	1- 1	2- 1	2- 0				
2- 6	0- 2	0- 2	AWAY	0- 1	2- 1	1- 1				
1- 1	0- 0	0- 1	NEUTRAL	0- 0	1- 0	1- 0				

RPI	S	Opponent	Score	RPI	S	Opponent	Score	RPI	S	Opponent	Score	RPI	S	Opponent	Score	Team's RPI: 157
8	H	Mississippi St.	49 65	30	A	Missouri	47 82	51	H	Clemson	76 56	112	A	Georgia	58 53	
16	A	Texas A&M	43 70	49	A	Auburn	38 77	59	H	Tennessee	86 65	112	H	Georgia	67 76	
18	A	South Carolina	59 62	49	H	Auburn	56 66	67	A	Arkansas	61 72	156	N	Tulsa	73 80	
19	N	Miami (FL)	74 101	49	N	Auburn	52 53	86	H	LSU	56 62	169	H	Tulane	69 58	
22	H	Kentucky	53 68					89	A	Utah	62 72	172	N	Louisiana Tech	62 79	
								97	N	Virginia	64 52	207	H	Grambling	73 55	
								98	H	South Alabama	67 72	209	H	Stetson	59 47	
												210	A	Vanderbilt	84 65	
												210	N	Vanderbilt	74 57	
												213	A	Florida	55 57	
												213	H	Florida	74 67	
												232	A	SMU	62 61	
												239	H	Ole Miss	46 43	
												317	H	Northwestern St.	87 73	
												323	H	Southeastern La.	88 40	
LAST 12 Division I GAMES:																
210	N	Vanderbilt	74 57	210	A	Vanderbilt	84 65									
49	N	Auburn	52 53	49	A	Auburn	38 77									
172	N	Louisiana Tech	62 79	22	H	Kentucky	53 68									
30	A	Missouri	47 82	213	A	Florida	55 57									
239	H	Ole Miss	46 43	8	H	Mississippi St.	49 65									
112	H	Georgia	67 76	112	A	Georgia	58 53									

Non-Div I Games:

Alabama

■ Loss,
 ■ Non-Conf, S Site,
 ■ Home
 ■ Away
 N Neutral

Average RPI Win:	302	WON-LOST	WINNING	LAST 10	STRENGTH OF	OPP. STRENGTH	TEAM	ADJ.	CONF.	ADJ CONF.
Average RPI Loss:	208	RECORD	PCT. RANK	GAMES	SCHEDULE	OF SCHEDULE	RPI	RPI	RPI	RPI
DIV. I ONLY	13- 17	212	0- 1	349	332	301	301	29	29	
DIV. I NON-CONF.	5- 6	177	0- 0	319	330	271	271	28	28	
TOTALS	RPI 1-25	RPI 26-50	W-L RECORDS	RPI 51-100	RPI 101-999	RPI 150+				
13- 17	0- 0	0- 0	OVERALL	0- 1	13- 16	13- 16				
6- 7	0- 0	0- 0	HOME	0- 0	6- 7	6- 7				
6- 10	0- 0	0- 0	AWAY	0- 1	6- 9	6- 9				
1- 0	0- 0	0- 0	NEUTRAL	0- 0	1- 0	1- 0				
5- 6	0- 0	0- 0	NON-CONFERENCE	0- 1	5- 5	5- 5				
2- 2	0- 0	0- 0	HOME	0- 0	2- 2	2- 2				
2- 4	0- 0	0- 0	AWAY	0- 1	2- 3	2- 3				
1- 0	0- 0	0- 0	NEUTRAL	0- 0	1- 0	1- 0				
8- 11	0- 0	0- 0	CONFERENCE	0- 0	8- 11	8- 11				
4- 5	0- 0	0- 0	HOME	0- 0	4- 5	4- 5				
4- 6	0- 0	0- 0	AWAY	0- 0	4- 6	4- 6				
0- 0	0- 0	0- 0	NEUTRAL	0- 0	0- 0	0- 0				

RPI 1-25				RPI 26-50				RPI 51-100				RPI 101+				Team's RPI: 301	
RPI	S	Opponent	Score	RPI	S	Opponent	Score	RPI	S	Opponent	Score	RPI	S	Opponent	Score		
								100	A	UAB	47	82	151	A	Kansas	54	65
												152	A	Southern U.	60	68	
												152	H	Southern U.	50	54	
												188	A	Prairie View	56	69	
												188	A	Prairie View	65	77	
												188	H	Prairie View	69	72	
												207	A	Grambling	61	71	
												207	H	Grambling	51	63	
												215	H	Jacksonville St.	48	55	
												225	A	Illinois	60	88	
												227	A	Texas Southern	45	53	
												227	H	Texas Southern	45	56	
												231	N	Jacksonville	65	60	
												235	A	North Florida	63	62	
												247	A	Jackson St.	51	69	
												247	H	Jackson St.	58	55	
												261	A	Austin Peay	58	75	
												263	A	Murray St.	59	53	
												269	A	Alabama St.	65	57	
												269	H	Alabama St.	46	60	
												305	H	Tennessee St.	67	57	
												323	H	Southeastern La.	51	48	
												329	A	Mississippi Val.	80	60	
												329	H	Mississippi Val.	78	70	
												330	H	Lipscomb	58	62	
												349	A	Ark.-Pine Bluff	78	52	
LAST 12 Division I GAMES:																	
				188	A	Prairie View	56	69				350	A	Alcorn	51	50	
				349	H	Ark.-Pine Bluff	60	54				152	A	Southern U.	60	68	
				207	A	Grambling	61	71				269	A	Alabama St.	65	57	
				247	A	Jackson St.	51	69				329	H	Mississippi Val.	78	70	
				227	H	Texas Southern	45	56				227	A	Texas Southern	45	53	
				188	H	Prairie View	69	72				188	A	Prairie View	65	77	

Non-Div I Games:

Alabama A&M

■ Loss,
 ■ Non-Conf,
 ■ S Site,
 ■ Home
 ■ A Away
 N Neutral

A
l
a
b
a
m
a
A
&
M

Alabama A&M
RPI S Opponent Score

Through Games Of March 16, 2019

RPI	S	Opponent	Score	
349	H	Ark.-Pine Bluff	60	54
350	A	Alcorn	51	50
350	H	Alcorn	87	69

A
l
a
b
a
m
a
A
&
M

Alabama A&M

Alabama St.

Through Games Of March 16, 2019

Average RPI Win:	284	WON-LOST	WINNING	LAST 10	STRENGTH OF	OPP. STRENGTH	TEAM	ADJ.	CONF.	ADJ CONF.
Average RPI Loss:	172	RECORD	PCT. RANK	GAMES	SCHEDULE	OF SCHEDULE	RPI	RPI	RPI	RPI
DIV. I ONLY	10- 19	257	0- 1	243	311	269	269	29	29	
DIV. I NON-CONF.	0- 10	336	0- 0	26	125	275	275	28	28	
TOTALS	RPI 1-25	RPI 26-50	W-L RECORDS	RPI 51-100	RPI 101-999	RPI 150+				
10- 19	0- 2	0- 1	OVERALL	0- 4	10- 12	10- 12				
6- 6	0- 1	0- 0	HOME	0- 1	6- 4	6- 4				
4- 13	0- 1	0- 1	AWAY	0- 3	4- 8	4- 8				
0- 0	0- 0	0- 0	NEUTRAL	0- 0	0- 0	0- 0				
0- 10	0- 2	0- 1	NON-CONFERENCE	0- 4	0- 3	0- 3				
0- 3	0- 1	0- 0	HOME	0- 1	0- 1	0- 1				
0- 7	0- 1	0- 1	AWAY	0- 3	0- 2	0- 2				
0- 0	0- 0	0- 0	NEUTRAL	0- 0	0- 0	0- 0				
10- 9	0- 0	0- 0	CONFERENCE	0- 0	10- 9	10- 9				
6- 3	0- 0	0- 0	HOME	0- 0	6- 3	6- 3				
4- 6	0- 0	0- 0	AWAY	0- 0	4- 6	4- 6				
0- 0	0- 0	0- 0	NEUTRAL	0- 0	0- 0	0- 0				

RPI 1-25			RPI 26-50			RPI 51-100			RPI 101+			Team's RPI: 269
RPI	S	Opponent	Score	RPI	S	Opponent	Score	RPI	S	Opponent	Score	
18	H	South Carolina	38 94	49	A	Auburn	50 83	68	A	Georgia Tech	42 69	152 A Southern U. 52 62
22	A	Kentucky	35 87					93	A	Troy	46 116	152 H Southern U. 78 61
								98	A	South Alabama	65 77	188 A Prairie View 59 71
								100	H	UAB	47 62	188 H Prairie View 67 59
												199 A North Ala. 42 68
												207 A Grambling 45 63
												207 H Grambling 72 80
												218 A Xavier 58 87
												227 A Texas Southern 58 51
												227 H Texas Southern 44 51
												247 A Jackson St. 59 75
												247 A Jackson St. 58 78
												247 H Jackson St. 74 67
												290 H Samford 51 60
												301 A Alabama A&M 60 46
												301 H Alabama A&M 57 65
												329 A Mississippi Val. 62 64
												329 H Mississippi Val. 73 67
												349 A Ark.-Pine Bluff 58 56
												349 H Ark.-Pine Bluff 73 52
												350 A Alcorn 70 58
												350 H Alcorn 76 63
LAST 12 Division I GAMES:												
247	A	Jackson St.	59 75	350	A	Alcorn	70 58					
247	A	Jackson St.	58 78	301	H	Alabama A&M	57 65					
207	A	Grambling	45 63	329	H	Mississippi Val.	73 67					
188	H	Prairie View	67 59	349	H	Ark.-Pine Bluff	73 52					
227	H	Texas Southern	44 51	188	A	Prairie View	59 71					
152	A	Southern U.	52 62	227	A	Texas Southern	58 51					

Non-Div I Games: Mobile 69 63

Alabama St.

■ Loss,
 ■ Non-Conf,
 ■ S Site,
 ■ H Home
 ■ A Away
 N Neutral

Albany (NY)

Through Games Of March 16, 2019

Average RPI Win: 273	WON-LOST	WINNING	LAST 10	STRENGTH OF	OPP. STRENGTH	TEAM	ADJ.	CONF.	ADJ CONF.
Average RPI Loss: 165	RECORD	PCT. RANK	GAMES	SCHEDULE	OF SCHEDULE	RPI	RPI	RPI	RPI
DIV. I ONLY	13- 18	217	1- 0	248	263	237	237	23	23
DIV. I NON-CONF.	3- 10	278	0- 0	238	269	287	287	25	25
TOTALS	RPI 1-25	RPI 26-50	W-L RECORDS	RPI 51-100	RPI 101-999	RPI 150+			
13- 18	0- 0	0- 1	OVERALL	0- 4	13- 13	12- 8			
7- 7	0- 0	0- 0	HOME	0- 1	7- 6	7- 3			
6- 11	0- 0	0- 1	AWAY	0- 3	6- 7	5- 5			
0- 0	0- 0	0- 0	NEUTRAL	0- 0	0- 0	0- 0			
3- 10	0- 0	0- 1	NON-CONFERENCE	0- 1	3- 8	3- 6			
1- 4	0- 0	0- 0	HOME	0- 0	1- 4	1- 3			
2- 6	0- 0	0- 1	AWAY	0- 1	2- 4	2- 3			
0- 0	0- 0	0- 0	NEUTRAL	0- 0	0- 0	0- 0			
10- 8	0- 0	0- 0	CONFERENCE	0- 3	10- 5	9- 2			
6- 3	0- 0	0- 0	HOME	0- 1	6- 2	6- 0			
4- 5	0- 0	0- 0	AWAY	0- 2	4- 3	3- 2			
0- 0	0- 0	0- 0	NEUTRAL	0- 0	0- 0	0- 0			

RPI S	Opponent	Score	RPI S	Opponent	Score	RPI S	Opponent	Score	RPI S	Opponent	Score	Team's RPI: 237
28	A Rutgers	39 65	54	A Maine	65 76	103	A Hartford	35 82				
			54	A Maine	51 66	103	H Hartford	56 68				
			54	H Maine	61 67	115	A South Fla.	37 74				
			90	A Purdue	41 53	118	H Marist	56 74				
						139	A Stony Brook	54 49				
						139	H Stony Brook	52 68				
						173	H Holy Cross	50 56				
						200	A Cornell	34 48				
						216	A Monmouth	56 64				
						249	A St. Francis Brooklyn	67 60				
						253	A Columbia	62 58				
						255	A Binghamton	71 62				
						255	H Binghamton	61 56				
						255	H Binghamton	61 56				
						267	H Manhattan	60 54				
						279	A Vermont	39 52				
						279	H Vermont	65 40				
						286	H Canisius	42 48				
						304	A UMBC	60 69				
						304	H UMBC	64 44				
						318	A New Hampshire	78 53				
						318	H New Hampshire	59 41				
						320	A Lafayette	66 67				
						327	H Central Conn. St.	53 60				
						328	A UMass Lowell	56 53				
						328	H UMass Lowell	63 56				
LAST 12 Division I GAMES:												
255	H Binghamton	61 56	54	H Maine	61 67							
54	A Maine	51 66	328	A UMass Lowell	56 53							
103	H Hartford	56 68	279	H Vermont	65 40							
318	A New Hampshire	78 53	255	A Binghamton	71 62							
304	A UMBC	60 69	318	H New Hampshire	59 41							
139	H Stony Brook	52 68	103	A Hartford	35 82							

Non-Div I Games:

Albany (NY)

Loss, Non-Conf, S Site, H Home A Away N Neutral

A

A

Non-Div I Games:

Lane

58

70

Fisk

67

64

Rust

59

78

Average RPI Win:	229	WON-LOST	WINNING	LAST 10	STRENGTH OF	OPP. STRENGTH	TEAM	ADJ.	CONF.	ADJ CONF.
Average RPI Loss:	79	RECORD	PCT. RANK	GAMES	SCHEDULE	OF SCHEDULE	RPI	RPI	RPI	RPI
DIV. I ONLY	22- 9	58	2- 0	111	205	73	73	18	18	
DIV. I NON-CONF.	4- 7	228	0- 0	57	86	162	162	21	21	
TOTALS	RPI 1-25	RPI 26-50	W-L RECORDS	RPI 51-100	RPI 101-999	RPI 150+				
22- 9	0- 1	0- 3	OVERALL	0- 2	22- 3	19- 1				
13- 2	0- 0	0- 2	HOME	0- 0	13- 0	11- 0				
9- 5	0- 0	0- 1	AWAY	0- 1	9- 3	8- 1				
0- 2	0- 1	0- 0	NEUTRAL	0- 1	0- 0	0- 0				
4- 7	0- 1	0- 1	NON-CONFERENCE	0- 2	4- 3	4- 1				
3- 1	0- 0	0- 1	HOME	0- 0	3- 0	3- 0				
1- 4	0- 0	0- 0	AWAY	0- 1	1- 3	1- 1				
0- 2	0- 1	0- 0	NEUTRAL	0- 1	0- 0	0- 0				
18- 2	0- 0	0- 2	CONFERENCE	0- 0	18- 0	15- 0				
10- 1	0- 0	0- 1	HOME	0- 0	10- 0	8- 0				
8- 1	0- 0	0- 1	AWAY	0- 0	8- 0	7- 0				
0- 0	0- 0	0- 0	NEUTRAL	0- 0	0- 0	0- 0				

RPI 1-25				RPI 26-50				RPI 51-100 Team's RPI: 73				RPI 101+			
RPI	S	Opponent	Score	RPI	S	Opponent	Score	RPI	S	Opponent	Score	RPI	S	Opponent	Score
4	N	Stanford	49 71	34	H	Ohio	67 77	66	N	FGCU	71 90	114	A	High Point	61 66
				42	A	Bucknell	56 71	97	A	Virginia	54 57	125	A	Lehigh	61 53
				42	H	Bucknell	64 65					125	H	Lehigh	68 57
												125	H	Lehigh	50 47
												145	A	Penn St.	59 80
												156	H	Tulsa	68 52
												167	A	Denver	54 83
												173	A	Holy Cross	71 44
												173	H	Holy Cross	70 58
												175	A	Boston U.	64 51
												175	H	Boston U.	50 48
												185	A	Hawaii	69 57
												226	H	George Mason	86 71
												250	A	Colgate	71 66
												250	H	Colgate	76 57
												256	A	Navy	58 45
												256	H	Navy	69 44
												266	A	Loyola Maryland	67 56
												266	H	Loyola Maryland	82 38
												291	A	Army West Point	75 62
												291	H	Army West Point	61 51
												304	H	UMBC	64 42
												320	A	Lafayette	67 57
												320	H	Lafayette	67 47
												320	H	Lafayette	60 45
LAST 12 Division I GAMES:															
320	H	Lafayette	67 47	175	H	Boston U.	50 48								
125	H	Lehigh	68 57	125	H	Lehigh	50 47								
256	H	Navy	69 44	266	A	Loyola Maryland	67 56								
42	H	Bucknell	64 65	291	A	Army West Point	75 62								
173	A	Holy Cross	71 44	250	A	Colgate	71 66								
320	A	Lafayette	67 57	173	H	Holy Cross	70 58								

Non-Div I Games:

American

■ Loss,
■ Non-Conf, S Site,
■ Home
■ Away
N Neutral

Average RPI Win:	213	WON-LOST	WINNING	LAST 10	STRENGTH OF	OPP. STRENGTH	TEAM	ADJ.	CONF.	ADJ CONF.
Average RPI Loss:	109	RECORD	PCT. RANK	GAMES	SCHEDULE	OF SCHEDULE	RPI	RPI	RPI	RPI
DIV. I ONLY	18- 14	137	1- 1	135	155	130	130	12	12	
DIV. I NON-CONF.	6- 5	143	0- 0	202	165	148	148	14	14	
TOTALS	RPI 1-25	RPI 26-50	W-L RECORDS	RPI 51-100	RPI 101-999	RPI 150+				
18- 14	0- 1	0- 0	OVERALL	2- 9	16- 4	14- 3				
11- 3	0- 0	0- 0	HOME	1- 3	10- 0	10- 0				
5- 10	0- 1	0- 0	AWAY	1- 5	4- 4	3- 3				
2- 1	0- 0	0- 0	NEUTRAL	0- 1	2- 0	1- 0				
6- 5	0- 1	0- 0	NON-CONFERENCE	0- 3	6- 1	5- 1				
5- 0	0- 0	0- 0	HOME	0- 0	5- 0	5- 0				
1- 5	0- 1	0- 0	AWAY	0- 3	1- 1	0- 1				
0- 0	0- 0	0- 0	NEUTRAL	0- 0	0- 0	0- 0				
12- 9	0- 0	0- 0	CONFERENCE	2- 6	10- 3	9- 2				
6- 3	0- 0	0- 0	HOME	1- 3	5- 0	5- 0				
4- 5	0- 0	0- 0	AWAY	1- 2	3- 3	3- 2				
2- 1	0- 0	0- 0	NEUTRAL	0- 1	2- 0	1- 0				

RPI 1-25				RPI 26-50				RPI 51-100				RPI 101+ Team's RPI: 130			
RPI	S	Opponent	Score	RPI	S	Opponent	Score	RPI	S	Opponent	Score	RPI	S	Opponent	Score
18	A	South Carolina	50 80					51	A	Clemson	48 87	144	A	Georgia St.	75 85
								60	H	Little Rock	59 74	144	N	Georgia St.	47 45
								60	N	Little Rock	64 80	150	A	Davidson	81 78
								68	A	Georgia Tech	53 71	162	A	Texas St.	62 49
								75	A	UT Arlington	94 99	162	H	Texas St.	77 56
								75	H	UT Arlington	65 72	179	A	Coastal Caro.	66 74
								93	A	Troy	66 95	179	H	Coastal Caro.	67 53
								93	H	Troy	72 83	179	N	Coastal Caro.	78 42
								98	A	South Alabama	59 50	190	H	Arkansas St.	75 67
								98	H	South Alabama	71 63	222	H	Marshall	74 52
								100	A	UAB	61 80	240	H	Elon	65 62
												242	A	ETSU	64 95
												257	H	Wofford	94 70
												268	A	Louisiana	55 73
												268	H	Louisiana	83 69
												287	A	Ga. Southern	70 52
												296	H	Col. of Charleston	80 66
												300	A	La.-Monroe	80 58
												300	H	La.-Monroe	56 51
												309	H	UNC Greensboro	68 65
LAST 12 Division I GAMES:															
				179	N	Coastal Caro.	78 42	300	H	La.-Monroe	56 51				
				60	N	Little Rock	64 80	287	A	Ga. Southern	70 52				
				144	N	Georgia St.	47 45	144	A	Georgia St.	75 85				
				98	A	South Alabama	59 50	179	A	Coastal Caro.	66 74				
				93	A	Troy	66 95	75	H	UT Arlington	65 72				
				268	H	Louisiana	83 69	162	H	Texas St.	77 56				

Non-Div I Games:

Appalachian St.

■ Loss,
 ■ Non-Conf, S Site,
 ■ Home
 ■ Away
 N Neutral

Arizona

Through Games Of March 16, 2019

Average RPI Win:	175	WON-LOST	WINNING	LAST 10	STRENGTH OF	OPP. STRENGTH	TEAM	ADJ.	CONF.	ADJ CONF.
Average RPI Loss:	40	RECORD	PCT. RANK	GAMES	SCHEDULE	OF SCHEDULE	RPI	RPI	RPI	RPI
DIV. I ONLY	18- 13	126	1- 0	58	43	80	80	2	2	
DIV. I NON-CONF.	10- 1	17	0- 0	316	257	116	116	2	2	
TOTALS	RPI 1-25	RPI 26-50	W-L RECORDS	RPI 51-100	RPI 101-999	RPI 150+				
18- 13	1- 8	1- 2	OVERALL	3- 1	13- 2	11- 1				
11- 5	1- 3	1- 1	HOME	2- 0	7- 1	6- 0				
4- 7	0- 4	0- 1	AWAY	0- 1	4- 1	3- 1				
3- 1	0- 1	0- 0	NEUTRAL	1- 0	2- 0	2- 0				
10- 1	0- 0	0- 0	NON-CONFERENCE	0- 0	10- 1	9- 0				
6- 1	0- 0	0- 0	HOME	0- 0	6- 1	5- 0				
2- 0	0- 0	0- 0	AWAY	0- 0	2- 0	2- 0				
2- 0	0- 0	0- 0	NEUTRAL	0- 0	2- 0	2- 0				
8- 12	1- 8	1- 2	CONFERENCE	3- 1	3- 1	2- 1				
5- 4	1- 3	1- 1	HOME	2- 0	1- 0	1- 0				
2- 7	0- 4	0- 1	AWAY	0- 1	2- 1	1- 1				
1- 1	0- 1	0- 0	NEUTRAL	1- 0	0- 0	0- 0				

RPI	S	Opponent	Score	RPI	S	Opponent	Score	RPI	S	Opponent	Score	RPI	S	Opponent	Score
4	A	Stanford	54 56	35	H	UCLA	93 98	53	H	Southern California	71 68	104	H	Loyola Marymount	64 66
4	H	Stanford	48 78	41	A	California	76 82	53	N	Southern California	76 48	109	H	Idaho St.	71 46
5	A	Oregon	60 93	41	H	California	60 55	89	A	Utah	64 80	136	A	Washington	69 59
5	H	Oregon	54 83					89	H	Utah	66 55	158	A	Washington St.	88 90
5	N	Oregon	63 77									178	A	Colorado	69 67
23	A	Arizona St.	47 60									178	H	Colorado	63 51
23	H	Arizona St.	51 39									187	H	Montana	100 51
24	A	Oregon St.	64 86									189	N	Portland	92 70
24	H	Oregon St.	60 65									208	A	San Diego St.	69 60
												223	H	Northern Ariz.	71 47
												259	H	UTEP	62 40
												274	A	Long Beach St.	70 43
												299	H	South Carolina St.	73 32
												308	H	Incarnate Word	84 42
												337	N	Seattle U	84 54
LAST 12 Division I GAMES:															
53	N	Southern California	76 48	178	H	Colorado	63 51								
5	N	Oregon	63 77	89	H	Utah	66 55								
24	H	Oregon St.	60 65	158	A	Washington St.	88 90								
5	H	Oregon	54 83	136	A	Washington	69 59								
41	A	California	76 82	23	A	Arizona St.	47 60								
4	A	Stanford	54 56	35	H	UCLA	93 98								

Non-Div I Games:

Arizona

Loss, Non-Conf, S Site, H Home A Away N Neutral

Average RPI Win:	127	WON-LOST	WINNING	LAST 10	STRENGTH OF	OPP. STRENGTH	TEAM	ADJ.	CONF.	ADJ CONF.
Average RPI Loss:	21	RECORD	PCT. RANK	GAMES	SCHEDULE	OF SCHEDULE	RPI	RPI	RPI	RPI
DIV. I ONLY	20- 10	78	1- 0	13	13	23	23	2	2	
DIV. I NON-CONF.	9- 2	43	0- 0	69	11	26	26	2	2	
TOTALS	RPI 1-25	RPI 26-50	W-L RECORDS	RPI 51-100	RPI 101-999	RPI 150+				
20- 10	2- 6	2- 3	OVERALL	5- 1	11- 0	10- 0				
11- 4	1- 3	1- 1	HOME	3- 0	6- 0	5- 0				
6- 4	1- 2	0- 1	AWAY	2- 1	3- 0	3- 0				
3- 2	0- 1	1- 1	NEUTRAL	0- 0	2- 0	2- 0				
9- 2	0- 2	1- 0	NON-CONFERENCE	1- 0	7- 0	6- 0				
5- 1	0- 1	0- 0	HOME	0- 0	5- 0	4- 0				
2- 0	0- 0	0- 0	AWAY	1- 0	1- 0	1- 0				
2- 1	0- 1	1- 0	NEUTRAL	0- 0	1- 0	1- 0				
11- 8	2- 4	1- 3	CONFERENCE	4- 1	4- 0	4- 0				
6- 3	1- 2	1- 1	HOME	3- 0	1- 0	1- 0				
4- 4	1- 2	0- 1	AWAY	1- 1	2- 0	2- 0				
1- 1	0- 0	0- 1	NEUTRAL	0- 0	1- 0	1- 0				

RPI S	Opponent	Score	RPI S	Opponent	Score	RPI S	Opponent	Score	RPI S	Opponent	Score
2	H Baylor	59 65	33	N Kansas St.	65 51	53	H Southern California	68 59	121	H Fresno St.	68 52
3	N Louisville	56 58	35	H UCLA	59 61	67	A Arkansas	88 85	152	H Southern U.	69 47
4	A Stanford	50 71	35	N UCLA	69 73	80	A Arizona	39 51	155	N Southern Ill.	82 38
4	H Stanford	65 72	41	A California	60 69	80	H Arizona	60 47	156	H Tulsa	70 52
5	A Oregon	71 77	41	H California	62 61	89	A Utah	65 63	158	A Washington St.	61 46
5	H Oregon	59 66				89	H Utah	60 58	172	H Louisiana Tech	80 44
24	A Oregon St.	79 76							178	A Colorado	76 70
24	H Oregon St.	66 54							178	H Colorado	66 49
									178	N Colorado	66 49
									281	A Colorado St.	70 39
									308	H Incarnate Word	81 43
LAST 12 Division I GAMES:											
178	N Colorado	66 49	41	A California	60 69						
35	N UCLA	69 73	89	H Utah	60 58						
156	H Tulsa	70 52	178	H Colorado	66 49						
5	H Oregon	59 66	158	A Washington St.	61 46						
24	H Oregon St.	66 54	80	H Arizona	60 47						
4	A Stanford	50 71	53	H Southern California	68 59						

Non-Div I Games:

Arizona St.

Team Wins Since				Through Games Of March 10, 2013						
Average RPI Win:	350	WON-LOST	WINNING	LAST 10	STRENGTH OF	OPP. STRENGTH	TEAM	ADJ.	CONF.	ADJ CONF.
Average RPI Loss:	223	RECORD	PCT. RANK	GAMES	SCHEDULE	OF SCHEDULE	RPI	RPI	RPI	RPI
DIV. I ONLY	2- 19	348	0- 1	332	342	349	349	29	29	
DIV. I NON-CONF.	0- 3	336	0- 0	35	154	281	281	28	28	
TOTALS	RPI 1-25	RPI 26-50	W-L RECORDS	RPI 51-100	RPI 101-999	RPI 150+				
2- 19	0- 1	0- 0	OVERALL	0- 0	2- 18	2- 17				
1- 8	0- 0	0- 0	HOME	0- 0	1- 8	1- 8				
1- 11	0- 1	0- 0	AWAY	0- 0	1- 10	1- 9				
0- 0	0- 0	0- 0	NEUTRAL	0- 0	0- 0	0- 0				
0- 3	0- 1	0- 0	NON-CONFERENCE	0- 0	0- 2	0- 1				
0- 0	0- 0	0- 0	HOME	0- 0	0- 0	0- 0				
0- 3	0- 1	0- 0	AWAY	0- 0	0- 2	0- 1				
0- 0	0- 0	0- 0	NEUTRAL	0- 0	0- 0	0- 0				
2- 16	0- 0	0- 0	CONFERENCE	0- 0	2- 16	2- 16				
1- 8	0- 0	0- 0	HOME	0- 0	1- 8	1- 8				
1- 8	0- 0	0- 0	AWAY	0- 0	1- 8	1- 8				
0- 0	0- 0	0- 0	NEUTRAL	0- 0	0- 0	0- 0				

RPI 1-25				RPI 26-50				RPI 51-100				RPI 101+ Team's RPI: 349			
RPI	S	Opponent	Score	RPI	S	Opponent	Score	RPI	S	Opponent	Score	RPI	S	Opponent	Score
24	A	Oregon St.	33 89									108	A	Minnesota	42 84
												152	A	Southern U.	41 73
												152	H	Southern U.	45 56
												188	A	Prairie View	46 79
												188	H	Prairie View	41 80
												207	A	Grambling	57 77
												207	H	Grambling	57 67
												227	A	Texas Southern	49 62
												227	H	Texas Southern	58 59
												247	A	Jackson St.	41 60
												247	H	Jackson St.	41 61
												258	A	Wichita St.	39 76
												269	A	Alabama St.	52 73
												269	H	Alabama St.	56 58
												301	A	Alabama A&M	54 60
												301	H	Alabama A&M	52 78
												329	A	Mississippi Val.	63 82
												329	H	Mississippi Val.	56 62
												350	A	Alcorn	59 57
												350	H	Alcorn	66 57
LAST 12 Division I GAMES:															
301	A	Alabama A&M	54 60	350	H	Alcorn	66 57								
329	A	Mississippi Val.	63 82	152	H	Southern U.	45 56								
247	H	Jackson St.	41 61	269	A	Alabama St.	52 73								
207	H	Grambling	57 67	247	A	Jackson St.	41 60								
188	A	Prairie View	46 79	207	A	Grambling	57 77								
227	A	Texas Southern	49 62	188	H	Prairie View	41 80								

[illegible]

Loss, Non-Conf, S Site, H Home A Away N Neutral

Arkansas

Through Games Of March 16, 2019

Average RPI Win:	163	WON-LOST	WINNING	LAST 10	STRENGTH OF	OPP. STRENGTH	TEAM	ADJ.	CONF.	ADJ CONF.
Average RPI Loss:	47	RECORD	PCT. RANK	GAMES	SCHEDULE	OF SCHEDULE	RPI	RPI	RPI	RPI
DIV. I ONLY	20- 14	124	1- 0	45	62	67	67	5	5	
DIV. I NON-CONF.	11- 3	56	0- 0	125	124	47	47	5	5	
TOTALS	RPI 1-25	RPI 26-50	W-L RECORDS	RPI 51-100	RPI 101-999	RPI 150+				
20- 14	2- 7	0- 3	OVERALL	3- 1	15- 3	12- 0				
9- 6	0- 3	0- 2	HOME	1- 0	8- 1	7- 0				
6- 6	0- 3	0- 1	AWAY	2- 1	4- 1	3- 0				
5- 2	2- 1	0- 0	NEUTRAL	0- 0	3- 1	2- 0				
11- 3	0- 2	0- 0	NON-CONFERENCE	2- 0	9- 1	7- 0				
6- 1	0- 1	0- 0	HOME	1- 0	5- 0	4- 0				
3- 1	0- 1	0- 0	AWAY	1- 0	2- 0	1- 0				
2- 1	0- 0	0- 0	NEUTRAL	0- 0	2- 1	2- 0				
9- 11	2- 5	0- 3	CONFERENCE	1- 1	6- 2	5- 0				
3- 5	0- 2	0- 2	HOME	0- 0	3- 1	3- 0				
3- 5	0- 2	0- 1	AWAY	1- 1	2- 1	2- 0				
3- 1	2- 1	0- 0	NEUTRAL	0- 0	1- 0	0- 0				

RPI 1-25				RPI 26-50				RPI 51-100 Team's RPI: 67				RPI 101+			
RPI	S	Opponent	Score	RPI	S	Opponent	Score	RPI	S	Opponent	Score	RPI	S	Opponent	Score
8	H	Mississippi St.	69 93	30	A	Missouri	53 71	59	A	Tennessee	80 79	112	A	Georgia	83 93
8	N	Mississippi St.	70 101	30	H	Missouri	67 73	75	A	UT Arlington	66 65	112	H	Georgia	72 80
11	A	Iowa St.	82 91	49	H	Auburn	72 75	86	A	LSU	34 71	112	N	Georgia	86 76
16	A	Texas A&M	53 66					94	H	Nebraska	84 80	127	N	Pittsburgh	54 61
16	N	Texas A&M	58 51									129	A	Abilene Christian	80 68
18	H	South Carolina	79 87									146	H	Tennessee Tech	65 42
18	N	South Carolina	95 89									156	A	Tulsa	61 59
22	A	Kentucky	59 61									157	H	Alabama	72 61
23	H	Arizona St.	85 88									160	H	Oral Roberts	74 61
												186	N	Wisconsin	69 68
												188	H	Prairie View	71 44
												210	H	Vanderbilt	83 62
												213	A	Florida	83 73
												239	A	Ole Miss	85 55
												239	H	Ole Miss	73 61
												247	H	Jackson St.	76 57
												305	N	Tennessee St.	79 55
												317	H	Northwestern St.	98 53
LAST 12 Division I GAMES:															
		112 N Georgia	86 76			239 H Ole Miss	73 61								
		18 N South Carolina	95 89			112 A Georgia	83 93								
		16 N Texas A&M	58 51			22 A Kentucky	59 61								
		8 N Mississippi St.	70 101			49 H Auburn	72 75								
		16 A Texas A&M	53 66			86 A LSU	34 71								
		30 H Missouri	67 73			18 H South Carolina	79 87								

Non-Div I Games:

Arkansas

■ Loss,
■ Non-Conf, S Site,
■ Home
■ Away
N Neutral

Arkansas St.

Through Games Of March 16, 2019

Average RPI Win:	218	WON-LOST	WINNING	LAST 10	STRENGTH OF	OPP. STRENGTH	TEAM	ADJ.	CONF.	ADJ CONF.
Average RPI Loss:	121	RECORD	PCT. RANK	GAMES	SCHEDULE	OF SCHEDULE	RPI	RPI	RPI	RPI
DIV. I ONLY	12- 18	227	0- 1	130	129	190	190	12	12	
DIV. I NON-CONF.	5- 6	177	0- 0	157	96	176	176	14	14	
TOTALS	RPI 1-25	RPI 26-50	W-L RECORDS	RPI 51-100	RPI 101-999	RPI 150+				
12- 18	0- 1	0- 2	OVERALL	3- 5	9- 10	9- 6				
9- 5	0- 0	0- 0	HOME	2- 2	7- 3	7- 2				
3- 13	0- 1	0- 2	AWAY	1- 3	2- 7	2- 4				
0- 0	0- 0	0- 0	NEUTRAL	0- 0	0- 0	0- 0				
5- 6	0- 1	0- 2	NON-CONFERENCE	0- 0	5- 3	5- 1				
4- 1	0- 0	0- 0	HOME	0- 0	4- 1	4- 1				
1- 5	0- 1	0- 2	AWAY	0- 0	1- 2	1- 0				
0- 0	0- 0	0- 0	NEUTRAL	0- 0	0- 0	0- 0				
7- 12	0- 0	0- 0	CONFERENCE	3- 5	4- 7	4- 5				
5- 4	0- 0	0- 0	HOME	2- 2	3- 2	3- 1				
2- 8	0- 0	0- 0	AWAY	1- 3	1- 5	1- 4				
0- 0	0- 0	0- 0	NEUTRAL	0- 0	0- 0	0- 0				

RPI 1-25				RPI 26-50				RPI 51-100				RPI 101+ Team's RPI: 190			
RPI	S	Opponent	Score	RPI	S	Opponent	Score	RPI	S	Opponent	Score	RPI	S	Opponent	Score
16	A	Texas A&M	56 97	30	A	Missouri	50 70	60	A	Little Rock	55 68	113	A	UT Martin	91 97
				46	A	Belmont	55 74	60	H	Little Rock	62 58	130	A	Appalachian St.	67 75
								75	A	UT Arlington	62 67	143	A	Oklahoma St.	60 62
								75	H	UT Arlington	73 100	144	H	Georgia St.	62 64
								93	A	Troy	79 87	156	H	Tulsa	73 60
								93	H	Troy	89 100	162	A	Texas St.	54 68
								98	A	South Alabama	77 64	162	H	Texas St.	62 85
								98	H	South Alabama	69 58	172	H	Louisiana Tech	70 80
												179	A	Coastal Caro.	72 88
												179	A	Coastal Caro.	49 63
												234	H	Memphis	77 66
												259	A	UTEP	67 66
												263	H	Murray St.	74 63
												268	A	Louisiana	75 73
												268	H	Louisiana	87 75
												287	H	Ga. Southern	86 75
												300	A	La.-Monroe	53 65
												300	H	La.-Monroe	64 54
												329	H	Mississippi Val.	60 57
LAST 12 Division I GAMES:															
179	A	Coastal Caro.	49 63	75	A	UT Arlington	62 67								
268	A	Louisiana	75 73	162	A	Texas St.	54 68								
300	A	La.-Monroe	53 65	93	H	Troy	89 100								
287	H	Ga. Southern	86 75	98	H	South Alabama	69 58								
144	H	Georgia St.	62 64	60	A	Little Rock	55 68								
60	H	Little Rock	62 58	179	A	Coastal Caro.	72 88								

Non-Div I Games:

Arkansas St.

■ Loss,
 ■ Non-Conf,
 ■ S Site,
 ■ H Home
 ■ A Away
 N Neutral

Army West Point

Through Games Of March 16, 2019

Average RPI Win:	285	WON-LOST	WINNING	LAST 10	STRENGTH OF	OPP. STRENGTH	TEAM	ADJ.	CONF.	ADJ CONF.
Average RPI Loss:	169	RECORD	PCT. RANK	GAMES	SCHEDULE	OF SCHEDULE	RPI	RPI	RPI	RPI
DIV. I ONLY	10- 19	257	0- 1	291	260	291	291	18	18	
DIV. I NON-CONF.	4- 6	212	0- 0	328	328	299	299	21	21	
TOTALS	RPI 1-25	RPI 26-50	W-L RECORDS	RPI 51-100	RPI 101-999	RPI 150+				
10- 19	0- 0	0- 2	OVERALL	0- 3	10- 14	10- 10				
6- 9	0- 0	0- 1	HOME	0- 1	6- 7	6- 4				
4- 10	0- 0	0- 1	AWAY	0- 2	4- 7	4- 6				
0- 0	0- 0	0- 0	NEUTRAL	0- 0	0- 0	0- 0				
4- 6	0- 0	0- 0	NON-CONFERENCE	0- 1	4- 5	4- 3				
2- 3	0- 0	0- 0	HOME	0- 0	2- 3	2- 1				
2- 3	0- 0	0- 0	AWAY	0- 1	2- 2	2- 2				
0- 0	0- 0	0- 0	NEUTRAL	0- 0	0- 0	0- 0				
6- 13	0- 0	0- 2	CONFERENCE	0- 2	6- 9	6- 7				
4- 6	0- 0	0- 1	HOME	0- 1	4- 4	4- 3				
2- 7	0- 0	0- 1	AWAY	0- 1	2- 5	2- 4				
0- 0	0- 0	0- 0	NEUTRAL	0- 0	0- 0	0- 0				

RPI S	Opponent	Score	RPI S	Opponent	Score	RPI S	Opponent	Score	RPI S	Opponent	Score	Team's RPI: 291
42	A Bucknell	66 84	42	H Bucknell	52 66	57	A TCU	38 63	117	H St. John's (NY)	49 60	
						73	A American	51 61	125	A Lehigh	46 55	
						73	H American	62 75	125	H Lehigh	50 73	
									141	H Yale	51 62	
									173	A Holy Cross	39 58	
									173	H Holy Cross	60 53	
									175	A Boston U.	51 63	
									175	H Boston U.	42 67	
									249	H St. Francis Brooklyn	69 57	
									250	A Colgate	80 85	
									250	H Colgate	58 70	
									253	A Columbia	49 70	
									255	A Binghamton	47 60	
									256	A Navy	60 48	
									256	H Navy	55 52	
									266	A Loyola Maryland	51 70	
									266	H Loyola Maryland	69 57	
									297	H Air Force	60 71	
									319	A Wagner	61 46	
									320	A Lafayette	64 40	
									320	H Lafayette	61 63	
									320	H Lafayette	65 50	
									344	H Fairleigh Dickinson	62 40	
									351	A LIU Brooklyn	57 42	
LAST 12 Division I GAMES:												
320	H Lafayette	61 63	256	A Navy	60 48							
42	A Bucknell	66 84	320	A Lafayette	64 40							
175	H Boston U.	42 67	73	H American	62 75							
250	A Colgate	80 85	266	A Loyola Maryland	51 70							
125	A Lehigh	46 55	250	H Colgate	58 70							
173	H Holy Cross	60 53	125	H Lehigh	50 73							

Non-Div I Games: Connecticut Col. 74 48

Army West Point

Loss, Non-Conf, S Site, H Home A Away N Neutral

Average RPI Win:	168	WON-LOST	WINNING	LAST 10	STRENGTH OF	OPP. STRENGTH	TEAM	ADJ.	CONF.	ADJ CONF.
Average RPI Loss:	27	RECORD	PCT. RANK	GAMES	SCHEDULE	OF SCHEDULE	RPI	RPI	RPI	RPI
DIV. I ONLY	21- 9	61	1- 0	80	52	49	49	5	5	
DIV. I NON-CONF.	11- 1	13	0- 0	207	106	34	34	5	5	
TOTALS	RPI 1-25	RPI 26-50	W-L RECORDS	RPI 51-100	RPI 101-999	RPI 150+				
21- 9	0- 6	2- 1	OVERALL	3- 2	16- 0	15- 0				
9- 5	0- 4	1- 0	HOME	0- 1	8- 0	7- 0				
9- 3	0- 1	0- 1	AWAY	3- 1	6- 0	6- 0				
3- 1	0- 1	1- 0	NEUTRAL	0- 0	2- 0	2- 0				
11- 1	0- 1	1- 0	NON-CONFERENCE	1- 0	9- 0	9- 0				
6- 0	0- 0	0- 0	HOME	0- 0	6- 0	6- 0				
3- 1	0- 1	0- 0	AWAY	1- 0	2- 0	2- 0				
2- 0	0- 0	1- 0	NEUTRAL	0- 0	1- 0	1- 0				
10- 8	0- 5	1- 1	CONFERENCE	2- 2	7- 0	6- 0				
3- 5	0- 4	1- 0	HOME	0- 1	2- 0	1- 0				
6- 2	0- 0	0- 1	AWAY	2- 1	4- 0	4- 0				
1- 1	0- 1	0- 0	NEUTRAL	0- 0	1- 0	1- 0				

RPI	S	Opponent	Score	RPI	S	Opponent	Score	Team's RPI: 49	RPI	S	Opponent	Score	RPI	S	Opponent	Score
8	H	Mississippi St.	59 85	30	A	Missouri	65 74		55	A	New Mexico	79 76	112	H	Georgia	59 58
11	A	Iowa St.	64 67	30	H	Missouri	58 54		59	A	Tennessee	62 73	154	H	Oklahoma	95 79
16	H	Texas A&M	67 69	37	N	North Carolina	86 81		59	H	Tennessee	69 78	157	A	Alabama	66 56
16	N	Texas A&M	62 64						67	A	Arkansas	75 72	157	H	Alabama	77 38
18	H	South Carolina	66 73						86	A	LSU	56 46	157	N	Alabama	53 52
22	H	Kentucky	68 78										166	H	Nicholls St.	80 59
													179	N	Coastal Caro.	84 78
													207	H	Grambling	97 48
													210	A	Vanderbilt	72 70
													213	A	Florida	64 56
													236	A	Saint Joseph's	81 70
													239	A	Ole Miss	64 51
													240	A	Elon	96 44
													268	H	Louisiana	71 59
													269	H	Alabama St.	83 50
													290	H	Samford	73 46
LAST 12 Division I GAMES:																
157	N	Alabama	53 52	30	H	Missouri	58 54		59	A	Tennessee	62 73				
16	N	Texas A&M	62 64	157	H	Alabama	77 38		67	A	Arkansas	75 72				
55	A	New Mexico	79 76	22	H	Kentucky	68 78		112	H	Georgia	59 58				
11	A	Iowa St.	64 67													
86	A	LSU	56 46													
18	H	South Carolina	66 73													

Non-Div I Games: Xavier (LA) 77 58

Auburn

Loss, Non-Conf, S Site, H Home A Away N Neutral

Average RPI Win:	253	WON-LOST	WINNING	LAST 10	STRENGTH OF	OPP. STRENGTH	TEAM	ADJ.	CONF.	ADJ CONF.
Average RPI Loss:	200	RECORD	PCT. RANK	GAMES	SCHEDULE	OF SCHEDULE	RPI	RPI	RPI	RPI
DIV. I ONLY	13- 15	197	0- 1	328	274	261	261	22	22	
DIV. I NON-CONF.	3- 6	241	0- 0	345	277	341	341	23	23	
TOTALS	RPI 1-25	RPI 26-50	W-L RECORDS	RPI 51-100	RPI 101-999	RPI 150+				
13- 15	0- 0	0- 1	OVERALL	0- 1	13- 13	10- 9				
9- 4	0- 0	0- 1	HOME	0- 0	9- 3	8- 2				
4- 10	0- 0	0- 0	AWAY	0- 1	4- 9	2- 7				
0- 1	0- 0	0- 0	NEUTRAL	0- 0	0- 1	0- 0				
3- 6	0- 0	0- 0	NON-CONFERENCE	0- 1	3- 5	3- 4				
3- 1	0- 0	0- 0	HOME	0- 0	3- 1	3- 1				
0- 5	0- 0	0- 0	AWAY	0- 1	0- 4	0- 3				
0- 0	0- 0	0- 0	NEUTRAL	0- 0	0- 0	0- 0				
10- 9	0- 0	0- 1	CONFERENCE	0- 0	10- 8	7- 5				
6- 3	0- 0	0- 1	HOME	0- 0	6- 2	5- 1				
4- 5	0- 0	0- 0	AWAY	0- 0	4- 5	2- 4				
0- 1	0- 0	0- 0	NEUTRAL	0- 0	0- 1	0- 0				

RPI 1-25			RPI 26-50			RPI 51-100			RPI 101+			Team's RPI: 261
RPI	S	Opponent	Score	RPI	S	Opponent	Score	RPI	S	Opponent	Score	
				46	H	Belmont	62 80	77	A	Cincinnati	48 69	
								113	A	UT Martin	65 74	
								113	H	UT Martin	58 59	
								131	A	Morehead St.	84 75	
								131	H	Morehead St.	81 80	
								132	A	Illinois St.	49 61	
								146	A	Tennessee Tech	72 65	
								146	N	Tennessee Tech	57 68	
								210	A	Vanderbilt	70 99	
								215	A	Jacksonville St.	56 67	
								238	A	SIUE	68 69	
								238	H	SIUE	77 65	
								241	A	Western Ill.	72 77	
								244	H	Northern Ky.	52 48	
								245	A	Southeast Mo. St.	54 64	
								245	H	Southeast Mo. St.	56 54	
								263	A	Murray St.	72 77	
								263	H	Murray St.	59 56	
								295	A	Eastern Ill.	73 60	
								295	H	Eastern Ill.	57 67	
								301	H	Alabama A&M	75 58	
								305	H	Tennessee St.	74 47	
								329	H	Mississippi Val.	89 95	
								330	H	Lipscomb	70 58	
								331	A	Evansville	52 56	
								333	A	Eastern Ky.	80 60	
								333	H	Eastern Ky.	100 65	
LAST 12 Division I GAMES:												
				146	N	Tennessee Tech	57 68	131	A	Morehead St.	84 75	
				263	A	Murray St.	72 77	295	H	Eastern Ill.	57 67	
				333	A	Eastern Ky.	80 60	238	H	SIUE	77 65	
				113	H	UT Martin	58 59	215	A	Jacksonville St.	56 67	
				245	H	Southeast Mo. St.	56 54	146	A	Tennessee Tech	72 65	
				263	H	Murray St.	59 56	46	H	Belmont	62 80	

Non-Div I Games: Christian Bros. 100 62 Trevecca Nazarene 90 78

Austin Peay

Loss, Non-Conf, S Site, H Home A Away N Neutral

BYU				STRENGTH OF SCHEDULE	OPP. STRENGTH OF SCHEDULE	TEAM RPI	ADJ. RPI	CONF. RPI	ADJ CONF. RPI
Average RPI Win:	154	WON-LOST RECORD	WINNING PCT. RANK						
Average RPI Loss:	109		LAST 10 GAMES						
DIV. I ONLY	25- 6	26	2- 0	73	102	27	27	7	7
DIV. I NON-CONF.	8- 3	72	0- 0	155	202	78	78	7	7
<hr/>									
TOTALS	RPI 1-25	RPI 26-50	W-L RECORDS	RPI 51-100	RPI 101-999	RPI 150+			
25- 6	3- 0	1- 2	OVERALL	3- 2	18- 2	14- 1			
12- 2	1- 0	0- 2	HOME	1- 0	10- 0	7- 0			
9- 4	1- 0	1- 0	AWAY	0- 2	7- 2	6- 1			
4- 0	1- 0	0- 0	NEUTRAL	2- 0	1- 0	1- 0			
8- 3	0- 0	0- 1	NON-CONFERENCE	1- 1	7- 1	6- 1			
4- 1	0- 0	0- 1	HOME	0- 0	4- 0	3- 0			
2- 2	0- 0	0- 0	AWAY	0- 1	2- 1	2- 1			
2- 0	0- 0	0- 0	NEUTRAL	1- 0	1- 0	1- 0			
17- 3	3- 0	1- 1	CONFERENCE	2- 1	11- 1	8- 0			
8- 1	1- 0	0- 1	HOME	1- 0	6- 0	4- 0			
7- 2	1- 0	1- 0	AWAY	0- 1	5- 1	4- 0			
2- 0	1- 0	0- 0	NEUTRAL	1- 0	0- 0	0- 0			

RPI 1-25				RPI 26-50				Team's RPI: 27				RPI 51-100				RPI 101+			
RPI	S	Opponent	Score	RPI	S	Opponent	Score	RPI	S	Opponent	Score	RPI	S	Opponent	Score	RPI	S	Opponent	Score
13	A	Gonzaga	66 64	41	H	California	52 70	57	N	TCU	61 58	102	A	Pacific	77 74				
13	H	Gonzaga	70 68	48	A	Saint Mary's (CA)	74 73	89	A	Utah	67 78	102	H	Pacific	75 49				
13	N	Gonzaga	82 68	48	H	Saint Mary's (CA)	75 78	99	A	Pepperdine	65 79	104	A	Loyola Marymount	58 61				
								99	H	Pepperdine	83 58	104	H	Loyola Marymount	55 44				
								99	N	Pepperdine	68 63	128	H	Northern Colo.	70 50				
												159	H	UC Riverside	72 70				
												163	A	Santa Clara	54 44				
												163	H	Santa Clara	69 64				
												180	A	Utah St.	62 57				
												181	H	Eastern Wash.	80 65				
												189	A	Portland	70 69				
												189	H	Portland	79 71				
												214	N	California Baptist	76 69				
												252	A	San Francisco	67 59				
												252	H	San Francisco	82 59				
												272	A	Southern Utah	64 67				
												273	A	San Diego	65 56				
												273	H	San Diego	80 68				
												281	H	Colorado St.	51 42				
												293	A	Utah Valley	77 51				
LAST 12 Division I GAMES:																			
				99	N	Pepperdine	68 63	189	A	Portland	70 69								
				13	N	Gonzaga	82 68	102	H	Pacific	75 49								
				163	H	Santa Clara	69 64	48	H	Saint Mary's (CA)	75 78								
				252	H	San Francisco	82 59	99	A	Pepperdine	65 79								
				273	H	San Diego	80 68	104	A	Loyola Marymount	58 61								
				13	A	Gonzaga	66 64	273	A	San Diego	65 56								

Non-Div I Games:

BYU

■ Loss,
 ■ Non-Conf, S Site,
 ■ Home
 ■ Away
 N Neutral

Average RPI Win: 170	WON-LOST	WINNING	LAST 10	STRENGTH OF	OPP. STRENGTH	TEAM	ADJ.	CONF.	ADJ CONF.
Average RPI Loss: 102	RECORD	PCT. RANK	GAMES	SCHEDULE	OF SCHEDULE	RPI	RPI	RPI	RPI
DIV. I ONLY	7- 23	305	0- 1	56	84	220	220	8	8
DIV. I NON-CONF.	4- 7	228	0- 0	111	45	199	199	9	9
TOTALS	RPI 1-25	RPI 26-50	W-L RECORDS	RPI 51-100	RPI 101-999	RPI 150+			
7- 23	0- 2	0- 6	OVERALL	3- 8	4- 7	3- 6			
5- 9	0- 1	0- 2	HOME	2- 2	3- 4	3- 3			
2- 11	0- 1	0- 3	AWAY	1- 4	1- 3	0- 3			
0- 3	0- 0	0- 1	NEUTRAL	0- 2	0- 0	0- 0			
4- 7	0- 0	0- 1	NON-CONFERENCE	2- 5	2- 1	2- 1			
3- 2	0- 0	0- 0	HOME	1- 1	2- 1	2- 1			
1- 2	0- 0	0- 0	AWAY	1- 2	0- 0	0- 0			
0- 3	0- 0	0- 1	NEUTRAL	0- 2	0- 0	0- 0			
3- 16	0- 2	0- 5	CONFERENCE	1- 3	2- 6	1- 5			
2- 7	0- 1	0- 2	HOME	1- 1	1- 3	1- 2			
1- 9	0- 1	0- 3	AWAY	0- 2	1- 3	0- 3			
0- 0	0- 0	0- 0	NEUTRAL	0- 0	0- 0	0- 0			

RPI	S	Opponent	Score	RPI	S	Opponent	Score	RPI	S	Opponent	Score	RPI	S	Opponent	Score	Team's RPI: 220
25	A	Buffalo	65 77	32	A	Central Mich.	63 81	65	A	Missouri St.	54 74	126	A	Northern Ill.	67 64	
25	H	Buffalo	58 97	32	H	Central Mich.	64 81	74	A	Butler	47 64	126	H	Northern Ill.	83 93	
				34	A	Ohio	62 94	77	H	Cincinnati	75 63	164	A	Akron	61 91	
				34	H	Ohio	75 90	78	N	Duke	62 79	196	A	Eastern Mich.	53 56	
				40	N	Quinnipiac	66 69	82	N	Fordham	70 78	196	H	Eastern Mich.	57 67	
				44	A	Miami (OH)	57 60	83	H	Kent St.	48 44	210	H	Vanderbilt	43 60	
								85	A	Toledo	63 67	219	H	Bowling Green	77 70	
								85	A	Toledo	58 65	270	A	Western Mich.	54 72	
								85	H	Toledo	62 63	270	H	Western Mich.	62 65	
								90	H	Purdue	38 80	285	H	Cleveland St.	67 62	
								95	A	Western Ky.	86 83	305	H	Tennessee St.	90 51	
LAST 12 Division I GAMES:																
85	A	Toledo	63 67	270	A	Western Mich.	54 72									
32	A	Central Mich.	63 81	32	H	Central Mich.	64 81									
40	N	Quinnipiac	66 69	85	H	Toledo	62 63									
78	N	Duke	62 79	196	A	Eastern Mich.	53 56									
196	H	Eastern Mich.	57 67	164	A	Akron	61 91									
126	A	Northern Ill.	67 64	126	H	Northern Ill.	83 93									

Non-Div I Games: Urbana 99 62

Ball St.

■ Loss,
 ■ Non-Conf,
 ■ S Site,
 ■ Home
 ■ A Away
 N Neutral

Average RPI Win: 90		WON-LOST	WINNING	LAST 10	STRENGTH OF		OPP. STRENGTH	TEAM	ADJ.	CONF.	ADJ CONF.
Average RPI Loss: 4		RECORD	PCT. RANK	GAMES	SCHEDULE		OF SCHEDULE	RPI	RPI	RPI	RPI
DIV. I ONLY		31- 1	1	1- 0	2		14	2	2	3	3
DIV. I NON-CONF.		10- 1	17	0- 0	4		29	2	2	3	3
TOTALS		RPI 1-25	RPI 26-50		W-L RECORDS		RPI 51-100	RPI 101-999		RPI 150+	
31- 1	6- 1	6- 0		OVERALL		5- 0	14- 0		8- 0		
15- 0	2- 0	2- 0		HOME		2- 0	9- 0		6- 0		
11- 1	3- 1	2- 0		AWAY		2- 0	4- 0		2- 0		
5- 0	1- 0	2- 0		NEUTRAL		1- 0	1- 0		0- 0		
10- 1	3- 1	1- 0		NON-CONFERENCE		1- 0	5- 0		4- 0		
6- 0	1- 0	0- 0		HOME		0- 0	5- 0		4- 0		
2- 1	2- 1	0- 0		AWAY		0- 0	0- 0		0- 0		
2- 0	0- 0	1- 0		NEUTRAL		1- 0	0- 0		0- 0		
21- 0	3- 0	5- 0		CONFERENCE		4- 0	9- 0		4- 0		
9- 0	1- 0	2- 0		HOME		2- 0	4- 0		2- 0		
9- 0	1- 0	2- 0		AWAY		2- 0	4- 0		2- 0		
3- 0	1- 0	1- 0		NEUTRAL		0- 0	1- 0		0- 0		

RPI 1-25				Team's RPI: 2		RPI 26-50				RPI 51-100				RPI 101+			
RPI	S	Opponent	Score	RPI	S	Opponent	Score	RPI	S	Opponent	Score	RPI	S	Opponent	Score		
4	A	Stanford	63 68	26	N	South Dakota St.	72 66	57	A	TCU	79 55	131	H	Morehead St.	96 58		
6	H	UConn	68 57	29	A	Texas	74 68	57	H	TCU	89 71	140	A	Texas Tech	73 56		
11	A	Iowa St.	73 60	29	H	Texas	64 35	70	N	Georgetown	67 46	140	H	Texas Tech	96 37		
11	H	Iowa St.	84 69	33	A	Kansas St.	71 48	79	A	West Virginia	63 57	140	N	Texas Tech	100 61		
11	N	Iowa St.	67 49	33	H	Kansas St.	65 50	79	H	West Virginia	79 47	143	A	Oklahoma St.	66 58		
18	A	South Carolina	94 69	33	N	Kansas St.	88 60					143	H	Oklahoma St.	76 44		
23	A	Arizona St.	65 59									151	A	Kansas	94 68		

Non-Div I Games:

Baylor

SENIORS				THROUGH GAMES OF MARCH 10, 1913						
Average RPI Win:	211	WON-LOST	WINNING	LAST 10	STRENGTH OF	OPP. STRENGTH	TEAM	ADJ.	CONF.	ADJ CONF.
Average RPI Loss:	77	RECORD	PCT. RANK	GAMES	SCHEDULE	OF SCHEDULE	RPI	RPI	RPI	RPI
DIV. I ONLY	26- 6	20	1- 0	142	196	46	46	22	22	
DIV. I NON-CONF.	7- 4	108	0- 0	91	26	49	49	23	23	
TOTALS	RPI 1-25	RPI 26-50	W-L RECORDS	RPI 51-100	RPI 101-999	RPI 150+				
26- 6	0- 1	0- 0	OVERALL	2- 3	24- 2	18- 0				
11- 2	0- 0	0- 0	HOME	0- 1	11- 1	9- 0				
12- 4	0- 1	0- 0	AWAY	2- 2	10- 1	8- 0				
3- 0	0- 0	0- 0	NEUTRAL	0- 0	3- 0	1- 0				
7- 4	0- 1	0- 0	NON-CONFERENCE	2- 3	5- 0	5- 0				
3- 1	0- 0	0- 0	HOME	0- 1	3- 0	3- 0				
4- 3	0- 1	0- 0	AWAY	2- 2	2- 0	2- 0				
0- 0	0- 0	0- 0	NEUTRAL	0- 0	0- 0	0- 0				
19- 2	0- 0	0- 0	CONFERENCE	0- 0	19- 2	13- 0				
8- 1	0- 0	0- 0	HOME	0- 0	8- 1	6- 0				
8- 1	0- 0	0- 0	AWAY	0- 0	8- 1	6- 0				
3- 0	0- 0	0- 0	NEUTRAL	0- 0	3- 0	1- 0				

RPI	S	Opponent	Score
9	A	NC State	62-77

RPI	S	Opponent	Score
51	A	Clemson	62-65
58	A	Wright St.	79-63
59	A	Tennessee	76-84
64	A	Middle Tenn.	45-38
85	H	Toledo	69-78

RPI	S	Opponent	Score
113	A	UT Martin	68-71
113	H	UT Martin	100-86
113	N	UT Martin	59-53
131	A	Morehead St.	77-57
131	H	Morehead St.	77-50
146	A	Tennessee Tech	99-67
146	H	Tennessee Tech	72-77
146	N	Tennessee Tech	62-48
156	H	Tulsa	78-53
168	A	Chattanooga	67-51
190	H	Arkansas St.	74-55
215	A	Jacksonville St.	64-41
215	H	Jacksonville St.	66-52
238	H	SIUE	87-54
244	A	Northern Ky.	71-53
245	A	Southeast Mo. St.	92-86
245	H	Southeast Mo. St.	91-57
245	N	Southeast Mo. St.	74-65
261	A	Austin Peay	80-62
263	A	Murray St.	65-58
295	H	Eastern Ill.	98-57
305	A	Tennessee St.	89-65
305	H	Tennessee St.	80-46
330	H	Lipscomb	83-43
333	A	Eastern Ky.	87-52
333	H	Eastern Ky.	69-43

RPI	S	Opponent	Score
146	N	Tennessee Tech	62-48
245	N	Southeast Mo. St.	74-65
113	N	UT Martin	59-53
245	A	Southeast Mo. St.	92-86
113	A	UT Martin	68-71
238	H	SIUE	87-54

RPI	S	Opponent	Score
295	H	Eastern Ill.	98-57
146	A	Tennessee Tech	99-67
305	A	Tennessee St.	89-65
131	A	Morehead St.	77-57
333	A	Eastern Ky.	87-52
113	H	UT Martin	100-86

Non-Div I Games:

Belmont

Loss, Non-Conf, S Site, H Home A Away N Neutral

Through Games of March 10, 2015				Through Games of March 10, 2015						
Average RPI Win: 289		WON-LOST	WINNING	LAST 10	STRENGTH OF	OPP. STRENGTH	TEAM	ADJ.	CONF.	ADJ CONF.
Average RPI Loss: 205		RECORD	PCT. RANK	GAMES	SCHEDULE	OF SCHEDULE	RPI	RPI	RPI	RPI
DIV. I ONLY		19- 10	88	2- 0	346	333	201	201	32	32
DIV. I NON-CONF.		5- 5	162	0- 0	313	182	211	211	32	32
TOTALS		RPI 1-25	RPI 26-50	W-L RECORDS	RPI 51-100	RPI 101-999	RPI 150+			
19- 10	0- 0		0- 0	OVERALL	0- 0	19- 10	19- 7			
8- 3	0- 0		0- 0	HOME	0- 0	8- 3	8- 3			
7- 7	0- 0		0- 0	AWAY	0- 0	7- 7	7- 4			
4- 0	0- 0		0- 0	NEUTRAL	0- 0	4- 0	4- 0			
5- 5	0- 0		0- 0	NON-CONFERENCE	0- 0	5- 5	5- 2			
3- 0	0- 0		0- 0	HOME	0- 0	3- 0	3- 0			
1- 5	0- 0		0- 0	AWAY	0- 0	1- 5	1- 2			
1- 0	0- 0		0- 0	NEUTRAL	0- 0	1- 0	1- 0			
14- 5	0- 0		0- 0	CONFERENCE	0- 0	14- 5	14- 5			
5- 3	0- 0		0- 0	HOME	0- 0	5- 3	5- 3			
6- 2	0- 0		0- 0	AWAY	0- 0	6- 2	6- 2			
3- 0	0- 0		0- 0	NEUTRAL	0- 0	3- 0	3- 0			

RPI 1-25				RPI 26-50				RPI 51-100				RPI 101+				Team's RPI: 201				
RPI	S	Opponent	Score	RPI	S	Opponent	Score	RPI	S	Opponent	Score	RPI	S	Opponent	Score					
																105	A	Charlotte	69	73
																115	A	South Fla.	39	88
																144	A	Georgia St.	57	62
																183	H	Liberty	81	76
																203	H	N.C. A&T	48	72
																205	H	UMES	52	64
																205	N	UMES	58	47
																213	A	Florida	53	64
																229	A	Howard	40	61
																229	H	Howard	76	63
																231	A	Jacksonville	58	56
																235	H	North Florida	76	60
																251	A	Norfolk St.	50	57
																251	H	Norfolk St.	65	58
																251	N	Norfolk St.	57	45
																287	A	Ga. Southern	76	77
																292	N	Kennesaw St.	64	61
																299	A	South Carolina St.	69	64
																299	H	South Carolina St.	51	57
																311	A	Morgan St.	73	69
								314	A	Coppin St.	71	65								
								314	N	Coppin St.	55	49								
								322	H	FIU	68	57								
								335	A	N.C. Central	67	50								
								335	H	N.C. Central	72	54								
								340	H	Delaware St.	67	55								
LAST 12 Division I GAMES:																				
								314	N	Coppin St.	55	49	345	A	Savannah St.	68	47			
								205	N	UMES	58	47	299	A	South Carolina St.	69	64			
								251	N	Norfolk St.	57	45	229	H	Howard	76	63			
								346	H	Florida A&M	70	60	251	H	Norfolk St.	65	58			
								299	H	South Carolina St.	51	57	203	H	N.C. A&T	48	72			
								346	A	Florida A&M	52	50	335	H	N.C. Central	72	54			

Non-Div I Games:	Flagler	74	59	Edward Waters	73	46
------------------	---------	----	----	---------------	----	----

Bethune-Cookman

Loss, Non-Conf, S Site, H Home A Away N Neutral

RPI	S	Opponent	Score	
345	A	Savannah St.	68	47
346	A	Florida A&M	52	50
346	H	Florida A&M	70	60

Bethune-Cookman

Binghamton

Through Games Of March 16, 2019

Average RPI Win:	280	WON-LOST	WINNING	LAST 10	STRENGTH OF	OPP. STRENGTH	TEAM	ADJ.	CONF.	ADJ CONF.
Average RPI Loss:	163	RECORD	PCT. RANK	GAMES	SCHEDULE	OF SCHEDULE	RPI	RPI	RPI	RPI
DIV. I ONLY	10- 18	250	0- 1	214	259	255	255	23	23	
DIV. I NON-CONF.	3- 8	267	0- 0	110	230	248	248	25	25	
TOTALS	RPI 1-25	RPI 26-50	W-L RECORDS	RPI 51-100	RPI 101-999	RPI 150+				
10- 18	0- 2	0- 1	OVERALL	0- 2	10- 13	9- 9				
6- 7	0- 0	0- 0	HOME	0- 1	6- 6	5- 4				
4- 11	0- 2	0- 1	AWAY	0- 1	4- 7	4- 5				
0- 0	0- 0	0- 0	NEUTRAL	0- 0	0- 0	0- 0				
3- 8	0- 2	0- 1	NON-CONFERENCE	0- 0	3- 5	3- 4				
3- 2	0- 0	0- 0	HOME	0- 0	3- 2	3- 1				
0- 6	0- 2	0- 1	AWAY	0- 0	0- 3	0- 3				
0- 0	0- 0	0- 0	NEUTRAL	0- 0	0- 0	0- 0				
7- 10	0- 0	0- 0	CONFERENCE	0- 2	7- 8	6- 5				
3- 5	0- 0	0- 0	HOME	0- 1	3- 4	2- 3				
4- 5	0- 0	0- 0	AWAY	0- 1	4- 4	4- 2				
0- 0	0- 0	0- 0	NEUTRAL	0- 0	0- 0	0- 0				

RPI 1-25				RPI 26-50				RPI 51-100				RPI 101+ Team's RPI: 255			
RPI	S	Opponent	Score	RPI	S	Opponent	Score	RPI	S	Opponent	Score	RPI	S	Opponent	Score
1	A	Notre Dame	53 103	34	A	Ohio	49 86	54	A	Maine	66 95	103	A	Hartford	50 63
12	A	Marquette	40 93					54	H	Maine	60 67	103	H	Hartford	73 62
												125	H	Lehigh	55 65
												139	A	Stony Brook	53 68
												139	H	Stony Brook	56 65
												170	H	Rider	57 62
												200	H	Cornell	72 61
												211	A	Dartmouth	39 63
												237	A	Albany (NY)	56 61
												237	A	Albany (NY)	56 61
												237	H	Albany (NY)	62 71
												271	A	Niagara	72 79
												279	A	Vermont	59 50
												279	H	Vermont	57 58
												291	H	Army West Point	60 47
												304	A	UMBC	58 46
												304	H	UMBC	67 45
												318	A	New Hampshire	71 62
												318	H	New Hampshire	53 54
												320	A	Lafayette	50 59
												328	A	UMass Lowell	70 50
												328	H	UMass Lowell	58 53
												344	H	Fairleigh Dickinson	73 54
LAST 12 Division I GAMES:															
237	A	Albany (NY)	56 61	318	H	New Hampshire	53 54								
54	H	Maine	60 67	139	A	Stony Brook	53 68								
103	A	Hartford	50 63	237	H	Albany (NY)	62 71								
279	A	Vermont	59 50	103	H	Hartford	73 62								
328	H	UMass Lowell	58 53	54	A	Maine	66 95								
304	A	UMBC	58 46	328	A	UMass Lowell	70 50								

Non-Div I Games: Charleston (WV) 69 62 Caldwell 73 54

Binghamton

Loss, Non-Conf, S Site, H Home A Away N Neutral

Average RPI Win:	191	WON-LOST	WINNING	LAST 10	STRENGTH OF	OPP. STRENGTH	TEAM	ADJ.	CONF.	ADJ CONF.
Average RPI Loss:	101	RECORD	PCT. RANK	GAMES	SCHEDULE	OF SCHEDULE	RPI	RPI	RPI	RPI
DIV. I ONLY	26- 4	11	2- 0	200	97	38	38	15	15	
DIV. I NON-CONF.	7- 2	58	0- 0	158	9	57	57	13	13	
TOTALS	RPI 1-25	RPI 26-50	W-L RECORDS	RPI 51-100	RPI 101-999	RPI 150+				
26- 4	0- 1	0- 0	OVERALL	5- 1	21- 2	16- 2				
12- 1	0- 1	0- 0	HOME	2- 0	10- 0	8- 0				
8- 3	0- 0	0- 0	AWAY	0- 1	8- 2	6- 2				
6- 0	0- 0	0- 0	NEUTRAL	3- 0	3- 0	2- 0				
7- 2	0- 1	0- 0	NON-CONFERENCE	2- 0	5- 1	3- 1				
3- 1	0- 1	0- 0	HOME	0- 0	3- 0	2- 0				
1- 1	0- 0	0- 0	AWAY	0- 0	1- 1	0- 1				
3- 0	0- 0	0- 0	NEUTRAL	2- 0	1- 0	1- 0				
19- 2	0- 0	0- 0	CONFERENCE	3- 1	16- 1	13- 1				
9- 0	0- 0	0- 0	HOME	2- 0	7- 0	6- 0				
7- 2	0- 0	0- 0	AWAY	0- 1	7- 1	6- 1				
3- 0	0- 0	0- 0	NEUTRAL	1- 0	2- 0	1- 0				

RPI 1-25				RPI 26-50		Team's RPI: 38		RPI 51-100				RPI 101+			
RPI	S	Opponent	Score	RPI	S	Opponent	Score	RPI	S	Opponent	Score	RPI	S	Opponent	Score
3	H	Louisville	55 74					55	H	New Mexico	70 66	121	A	Fresno St.	72 60
								62	A	Wyoming	52 64	121	H	Fresno St.	83 76
								62	H	Wyoming	72 64	121	N	Fresno St.	89 77
								62	N	Wyoming	68 51	136	A	Washington	73 69
								84	N	Idaho	91 85	149	H	CSUN	74 63
								88	N	UNI	61 60	158	A	Washington St.	71 95
												180	A	Utah St.	68 81
												181	H	Eastern Wash.	67 55
												194	N	Saint Francis (PA)	78 64
												204	A	UNLV	64 57
												204	H	UNLV	53 38
												208	A	San Diego St.	69 66
												208	H	San Diego St.	91 67
												246	A	Nevada	75 74
												246	H	Nevada	80 65
												246	N	Nevada	72 67
												272	H	Southern Utah	88 53
												281	A	Colorado St.	72 63
												281	H	Colorado St.	70 57
												297	A	Air Force	80 60
												297	H	Air Force	79 48
												298	A	San Jose St.	83 69
												298	H	San Jose St.	99 68
LAST 12 Division I GAMES:															
				121	N	Fresno St.	89 77					204	H	UNLV	53 38
				62	N	Wyoming	68 51					281	A	Colorado St.	72 63
				246	N	Nevada	72 67					180	A	Utah St.	68 81
				136	A	Washington	73 69					208	H	San Diego St.	91 67
				297	A	Air Force	80 60					121	H	Fresno St.	83 76
				55	H	New Mexico	70 66					298	A	San Jose St.	83 69

Non-Div I Games: Southern Ore. 91 46 Northwest Chrst. 93 26

Boise St.

■ Loss,
 ■ Non-Conf, S Site,
 ■ Home
 ■ Away
 N Neutral

Average RPI Win:	201	WON-LOST	WINNING	LAST 10	STRENGTH OF	OPP. STRENGTH	TEAM	ADJ.	CONF.	ADJ CONF.
Average RPI Loss:	45	RECORD	PCT. RANK	GAMES	SCHEDULE	OF SCHEDULE	RPI	RPI	RPI	RPI
DIV. I ONLY	14- 16	191	0- 1	61	32	133	133	1	1	
DIV. I NON-CONF.	11- 2	32	0- 0	233	306	105	105	1	1	
TOTALS	RPI 1-25	RPI 26-50	W-L RECORDS	RPI 51-100	RPI 101-999	RPI 150+				
14- 16	0- 8	0- 1	OVERALL	1- 5	13- 2	10- 0				
8- 9	0- 4	0- 0	HOME	1- 3	7- 2	7- 0				
4- 6	0- 4	0- 1	AWAY	0- 1	4- 0	1- 0				
2- 1	0- 0	0- 0	NEUTRAL	0- 1	2- 0	2- 0				
11- 2	0- 0	0- 0	NON-CONFERENCE	0- 0	11- 2	10- 0				
7- 2	0- 0	0- 0	HOME	0- 0	7- 2	7- 0				
2- 0	0- 0	0- 0	AWAY	0- 0	2- 0	1- 0				
2- 0	0- 0	0- 0	NEUTRAL	0- 0	2- 0	2- 0				
3- 14	0- 8	0- 1	CONFERENCE	1- 5	2- 0	0- 0				
1- 7	0- 4	0- 0	HOME	1- 3	0- 0	0- 0				
2- 6	0- 4	0- 1	AWAY	0- 1	2- 0	0- 0				
0- 1	0- 0	0- 0	NEUTRAL	0- 1	0- 0	0- 0				

RPI 1-25				RPI 26-50				RPI 51-100				RPI 101+ Team's RPI: 133			
RPI	S	Opponent	Score	RPI	S	Opponent	Score	RPI	S	Opponent	Score	RPI	S	Opponent	Score
1	A	Notre Dame	63 92	37	A	North Carolina	78 93	51	H	Clemson	58 91	108	H	Minnesota	69 77
1	H	Notre Dame	47 97					68	H	Georgia Tech	76 81	111	A	Houston	64 57
3	A	Louisville	51 87					72	H	Virginia Tech	86 95	120	H	Providence	57 61
9	H	NC State	69 85					78	H	Duke	92 90	127	A	Pittsburgh	59 55
10	A	Syracuse	69 96					97	A	Virginia	77 79	147	A	Wake Forest	65 64
10	H	Syracuse	59 76					97	N	Virginia	61 77	170	N	Rider	112 61
19	A	Miami (FL)	73 76									173	H	Holy Cross	89 63
21	H	Florida St.	71 91									175	H	Boston U.	78 51
												198	H	Campbell	76 56
												211	H	Dartmouth	99 68
												253	H	Columbia	74 60
												260	A	Rhode Island	88 64
												266	N	Loyola Maryland	73 47
												294	H	Bryant	83 46
												347	H	Saint Peter's	89 57
LAST 12 Division I GAMES:															
97	N	Virginia	61 77	1	H	Notre Dame	47 97								
170	N	Rider	112 61	10	A	Syracuse	69 96								
10	H	Syracuse	59 76	97	A	Virginia	77 79								
3	A	Louisville	51 87	72	H	Virginia Tech	86 95								
37	A	North Carolina	78 93	78	H	Duke	92 90								
51	H	Clemson	58 91	19	A	Miami (FL)	73 76								

Non-Div I Games:

Boston College

■ Loss,
 ■ Non-Conf,
 ■ S Site,
 ■ H Home
 ■ A Away
 N Neutral

Average RPI Win: 238	WON-LOST	WINNING	LAST 10	STRENGTH OF	OPP. STRENGTH	TEAM	ADJ.	CONF.	ADJ CONF.
Average RPI Loss: 148	RECORD	PCT. RANK	GAMES	SCHEDULE	OF SCHEDULE	RPI	RPI	RPI	RPI
DIV. I ONLY	15- 14	157	0- 1	205	231	175	175	18	18
DIV. I NON-CONF.	4- 6	212	0- 0	237	210	237	237	21	21
TOTALS	RPI 1-25	RPI 26-50	W-L RECORDS	RPI 51-100	RPI 101-999	RPI 150+			
15- 14	0- 0	1- 1	OVERALL	0- 4	14- 9	11- 7			
8- 6	0- 0	0- 1	HOME	0- 1	8- 4	6- 4			
7- 8	0- 0	1- 0	AWAY	0- 3	6- 5	5- 3			
0- 0	0- 0	0- 0	NEUTRAL	0- 0	0- 0	0- 0			
4- 6	0- 0	0- 0	NON-CONFERENCE	0- 2	4- 4	3- 2			
4- 0	0- 0	0- 0	HOME	0- 0	4- 0	3- 0			
0- 6	0- 0	0- 0	AWAY	0- 2	0- 4	0- 2			
0- 0	0- 0	0- 0	NEUTRAL	0- 0	0- 0	0- 0			
11- 8	0- 0	1- 1	CONFERENCE	0- 2	10- 5	8- 5			
4- 6	0- 0	0- 1	HOME	0- 1	4- 4	3- 4			
7- 2	0- 0	1- 0	AWAY	0- 1	6- 1	5- 1			
0- 0	0- 0	0- 0	NEUTRAL	0- 0	0- 0	0- 0			

RPI S	Opponent	Score	RPI S	Opponent	Score	RPI S	Opponent	Score	RPI S	Opponent	Score	Team's RPI: 175
42	A Bucknell	70 62	42	H Bucknell	58 62	73	A American	48 50	118	A Marist	57 68	
						73	H American	51 64	125	A Lehigh	52 48	
						87	A Harvard	47 67	125	H Lehigh	58 45	
						96	A Northeastern	51 81	133	A Boston College	51 78	
									138	H Delaware	72 61	
									173	A Holy Cross	69 75	
									173	H Holy Cross	70 72	
									173	H Holy Cross	61 64	
									206	A Massachusetts	55 66	
									211	A Dartmouth	44 64	
									250	A Colgate	61 53	
									250	H Colgate	72 81	
									256	A Navy	49 35	
									256	H Navy	66 55	
									266	A Loyola Maryland	64 62	
									266	H Loyola Maryland	55 59	
									282	H Brown	72 51	
									291	A Army West Point	67 42	
									291	H Army West Point	63 51	
									294	H Bryant	67 65	
									318	H New Hampshire	60 39	
									320	A Lafayette	47 44	
									320	H Lafayette	50 49	
LAST 12 Division I GAMES:												
173	H Holy Cross	70 72	173	H Holy Cross	61 64							
266	H Loyola Maryland	55 59	250	A Colgate	61 53							
291	A Army West Point	67 42	125	A Lehigh	52 48							
320	H Lafayette	50 49	42	H Bucknell	58 62							
256	H Navy	66 55	320	A Lafayette	47 44							
73	A American	48 50	256	A Navy	49 35							

Non-Div I Games:

Boston U.

■ Loss,
 ■ Non-Conf,
 ■ S Site,
 ■ Home
 ■ A Away
 N Neutral

Bowling Green

Through Games Of March 16, 2019

Average RPI Win:	211	WON-LOST	WINNING	LAST 10	STRENGTH OF	OPP. STRENGTH	TEAM	ADJ.	CONF.	ADJ CONF.
Average RPI Loss:	114	RECORD	PCT. RANK	GAMES	SCHEDULE	OF SCHEDULE	RPI	RPI	RPI	RPI
DIV. I ONLY	8- 21	285	0- 1	68	126	219	219	8	8	
DIV. I NON-CONF.	6- 4	125	0- 0	226	334	156	156	9	9	
TOTALS	RPI 1-25	RPI 26-50	W-L RECORDS	RPI 51-100	RPI 101-999	RPI 150+				
8- 21	1- 1	0- 6	OVERALL	1- 4	6- 10	6- 7				
6- 7	1- 0	0- 3	HOME	1- 1	4- 3	4- 2				
2- 13	0- 1	0- 3	AWAY	0- 3	2- 6	2- 5				
0- 1	0- 0	0- 0	NEUTRAL	0- 0	0- 1	0- 0				
6- 4	0- 0	0- 1	NON-CONFERENCE	0- 0	6- 3	6- 2				
4- 0	0- 0	0- 0	HOME	0- 0	4- 0	4- 0				
2- 3	0- 0	0- 1	AWAY	0- 0	2- 2	2- 2				
0- 1	0- 0	0- 0	NEUTRAL	0- 0	0- 1	0- 0				
2- 17	1- 1	0- 5	CONFERENCE	1- 4	0- 7	0- 5				
2- 7	1- 0	0- 3	HOME	1- 1	0- 3	0- 2				
0- 10	0- 1	0- 2	AWAY	0- 3	0- 4	0- 3				
0- 0	0- 0	0- 0	NEUTRAL	0- 0	0- 0	0- 0				

RPI 1-25				RPI 26-50				RPI 51-100				RPI 101+ Team's RPI: 219			
RPI	S	Opponent	Score	RPI	S	Opponent	Score	RPI	S	Opponent	Score	RPI	S	Opponent	Score
25	A	Buffalo	61 75	32	H	Central Mich.	54 92	83	A	Kent St.	73 77	126	A	Northern Ill.	47 88
25	H	Buffalo	78 72	34	A	Ohio	68 76	83	A	Kent St.	62 86	126	H	Northern Ill.	52 66
				34	H	Ohio	79 82	83	H	Kent St.	62 49	134	N	Mercer	63 76
				43	A	Michigan St.	69 99	85	A	Toledo	56 76	164	A	Akron	71 74
				44	A	Miami (OH)	62 75	85	H	Toledo	65 79	164	H	Akron	73 83
				44	H	Miami (OH)	75 82					177	H	Robert Morris	61 60
												179	A	Coastal Caro.	80 81
												196	A	Eastern Mich.	74 81
												218	A	Xavier	49 65
												220	A	Ball St.	70 77
												222	H	Marshall	99 76
												254	H	Loyola Chicago	88 74
												270	H	Western Mich.	82 84
												286	A	Canisius	74 53
												303	A	Valparaiso	79 72
												336	H	Detroit Mercy	79 73
LAST 12 Division I GAMES:															
83	A	Kent St.	62 86	83	A	Kent St.	73 77								
34	A	Ohio	68 76	25	H	Buffalo	78 72								
25	A	Buffalo	61 75	44	H	Miami (OH)	75 82								
83	H	Kent St.	62 49	126	A	Northern Ill.	47 88								
164	H	Akron	73 83	85	A	Toledo	56 76								
44	A	Miami (OH)	62 75	32	H	Central Mich.	54 92								

Non-Div I Games: Davis & Elkins 63 28

Bowling Green

■ Loss,
 ■ Non-Conf,
 ■ S Site,
 ■ Home
 ■ A Away
 N Neutral

Bradley

Through Games Of March 16, 2019

Average RPI Win:	257	WON-LOST	WINNING	LAST 10	STRENGTH OF	OPP. STRENGTH	TEAM	ADJ.	CONF.	ADJ CONF.
Average RPI Loss:	102	RECORD	PCT. RANK	GAMES	SCHEDULE	OF SCHEDULE	RPI	RPI	RPI	RPI
DIV. I ONLY	19- 10	88	0- 1	301	173	153	153	13	13	
DIV. I NON-CONF.	9- 1	29	0- 0	349	242	159	159	15	15	
TOTALS	RPI 1-25	RPI 26-50	W-L RECORDS	RPI 51-100	RPI 101-999	RPI 150+				
19- 10	0- 2	0- 0	OVERALL	0- 5	19- 3	16- 2				
11- 3	0- 1	0- 0	HOME	0- 2	11- 0	10- 0				
7- 6	0- 1	0- 0	AWAY	0- 3	7- 2	6- 2				
1- 1	0- 0	0- 0	NEUTRAL	0- 0	1- 1	0- 0				
9- 1	0- 0	0- 0	NON-CONFERENCE	0- 1	9- 0	8- 0				
5- 0	0- 0	0- 0	HOME	0- 0	5- 0	5- 0				
3- 1	0- 0	0- 0	AWAY	0- 1	3- 0	3- 0				
1- 0	0- 0	0- 0	NEUTRAL	0- 0	1- 0	0- 0				
10- 9	0- 2	0- 0	CONFERENCE	0- 4	10- 3	8- 2				
6- 3	0- 1	0- 0	HOME	0- 2	6- 0	5- 0				
4- 5	0- 1	0- 0	AWAY	0- 2	4- 2	3- 2				
0- 1	0- 0	0- 0	NEUTRAL	0- 0	0- 1	0- 0				

RPI 1-25				RPI 26-50				RPI 51-100				RPI 101+				Team's RPI: 153	
RPI	S	Opponent	Score	RPI	S	Opponent	Score	RPI	S	Opponent	Score	RPI	S	Opponent	Score		
17	A	Drake	63 95					65	A	Missouri St.	60 82	132	A	Illinois St.	79 68		
17	H	Drake	63 92					65	H	Missouri St.	56 68	132	H	Illinois St.	75 65		
								88	A	UNI	57 61	132	N	Illinois St.	55 61		
								88	H	UNI	78 81	138	N	Delaware	59 47		
								90	A	Purdue	61 74	155	A	Southern Ill.	55 62		
												155	H	Southern Ill.	58 53		
												241	H	Western Ill.	82 68		
												245	H	Southeast Mo. St.	85 79		
												248	A	Indiana St.	61 45		
												248	H	Indiana St.	81 80		
												254	A	Loyola Chicago	69 56		
												254	H	Loyola Chicago	71 59		
												285	A	Cleveland St.	67 65		
												295	H	Eastern Ill.	67 64		
												303	A	Valparaiso	73 76		
												303	H	Valparaiso	87 76		
												307	A	Fla. Atlantic	80 59		
												310	H	Oakland	73 64		
												326	A	Omaha	80 60		
												331	A	Evansville	75 68		
												331	H	Evansville	81 63		
												348	H	Chicago St.	89 59		
LAST 12 Division I GAMES:																	
				132	N	Illinois St.	55 61					132	H	Illinois St.	75 65		
				307	A	Fla. Atlantic	80 59					65	A	Missouri St.	60 82		
				17	A	Drake	63 95					155	A	Southern Ill.	55 62		
				88	A	UNI	57 61					331	H	Evansville	81 63		
				254	H	Loyola Chicago	71 59					248	H	Indiana St.	81 80		
				303	H	Valparaiso	87 76					254	A	Loyola Chicago	69 56		

Non-Div I Games: Rockhurst 83 40

Bradley

■ Loss,
 ■ Non-Conf, S Site,
 ■ Home
 ■ Away
 N Neutral

Average RPI Win:	269	WON-LOST	WINNING	LAST 10	STRENGTH OF	OPP. STRENGTH	TEAM	ADJ.	CONF.	ADJ CONF.
Average RPI Loss:	144	RECORD	PCT. RANK	GAMES	SCHEDULE	OF SCHEDULE	RPI	RPI	RPI	RPI
DIV. I ONLY	7- 21	300	0- 1	191	202	282	282	11	11	
DIV. I NON-CONF.	6- 8	199	0- 1	256	308	227	227	11	11	
TOTALS	RPI 1-25	RPI 26-50	W-L RECORDS	RPI 51-100	RPI 101-999	RPI 150+				
7- 21	0- 0	0- 4	OVERALL	0- 5	7- 12	6- 10				
4- 8	0- 0	0- 2	HOME	0- 2	4- 4	3- 4				
2- 13	0- 0	0- 2	AWAY	0- 3	2- 8	2- 6				
1- 0	0- 0	0- 0	NEUTRAL	0- 0	1- 0	1- 0				
6- 8	0- 0	0- 2	NON-CONFERENCE	0- 1	6- 5	6- 4				
3- 2	0- 0	0- 1	HOME	0- 0	3- 1	3- 1				
2- 6	0- 0	0- 1	AWAY	0- 1	2- 4	2- 3				
1- 0	0- 0	0- 0	NEUTRAL	0- 0	1- 0	1- 0				
1- 13	0- 0	0- 2	CONFERENCE	0- 4	1- 7	0- 6				
1- 6	0- 0	0- 1	HOME	0- 2	1- 3	0- 3				
0- 7	0- 0	0- 1	AWAY	0- 2	0- 4	0- 3				
0- 0	0- 0	0- 0	NEUTRAL	0- 0	0- 0	0- 0				

RPI S	Opponent	Score	RPI S	Opponent	Score	RPI S	Opponent	Score	RPI S	Opponent	Score	Team's RPI: 282
28	A Rutgers	52 73	52	A Penn	43 83	126	A Northern Ill.	102 109				
42	H Bucknell	78 91	52	H Penn	53 75	141	A Yale	72 84				
49	A Princeton	74 93	54	A Maine	96 102	141	H Yale	86 71				
49	H Princeton	68 88	87	A Harvard	55 98	173	A Holy Cross	89 85				
			87	H Harvard	83 100	175	A Boston U.	51 72				
						200	A Cornell	48 66				
						200	H Cornell	53 65				
						206	H Massachusetts	61 90				
						211	A Dartmouth	43 78				
						211	H Dartmouth	61 81				
						253	A Columbia	62 93				
						253	H Columbia	81 83				
						260	A Rhode Island	67 72				
						284	H Fairfield	68 49				
						294	A Bryant	57 75				
						294	N Bryant	84 68				
						318	H New Hampshire	76 70				
						327	H Central Conn. St.	68 63				
						348	A Chicago St.	90 65				
LAST 12 Division I GAMES:												
260	A Rhode Island	67 72	87	A Harvard	55 98							
52	H Penn	53 75	253	H Columbia	81 83							
49	H Princeton	68 88	200	H Cornell	53 65							
200	A Cornell	48 66	49	A Princeton	74 93							
253	A Columbia	62 93	52	A Penn	43 83							
211	A Dartmouth	43 78	87	H Harvard	83 100							

Non-Div I Games: Johnson & Wales (RI78 46 Adelphi 75 62

Brown

Loss, Non-Conf, S Site, H Home A Away N Neutral

Average RPI Win: 296	WON-LOST	WINNING	LAST 10	STRENGTH OF	OPP. STRENGTH	TEAM	ADJ.	CONF.	ADJ CONF.
Average RPI Loss: 196	RECORD	PCT. RANK	GAMES	SCHEDULE	OF SCHEDULE	RPI	RPI	RPI	RPI
DIV. I ONLY	11- 19	242	0- 1	315	319	294	294	31	31
DIV. I NON-CONF.	2- 9	297	0- 0	253	220	306	306	31	31
TOTALS	RPI 1-25	RPI 26-50	W-L RECORDS	RPI 51-100	RPI 101-999	RPI 150+			
11- 19	0- 0	0- 0	OVERALL	0- 2	11- 17	11- 14			
7- 5	0- 0	0- 0	HOME	0- 1	7- 4	7- 4			
4- 12	0- 0	0- 0	AWAY	0- 1	4- 11	4- 9			
0- 2	0- 0	0- 0	NEUTRAL	0- 0	0- 2	0- 1			
2- 9	0- 0	0- 0	NON-CONFERENCE	0- 2	2- 7	2- 4			
1- 2	0- 0	0- 0	HOME	0- 1	1- 1	1- 1			
1- 5	0- 0	0- 0	AWAY	0- 1	1- 4	1- 2			
0- 2	0- 0	0- 0	NEUTRAL	0- 0	0- 2	0- 1			
9- 10	0- 0	0- 0	CONFERENCE	0- 0	9- 10	9- 10			
6- 3	0- 0	0- 0	HOME	0- 0	6- 3	6- 3			
3- 7	0- 0	0- 0	AWAY	0- 0	3- 7	3- 7			
0- 0	0- 0	0- 0	NEUTRAL	0- 0	0- 0	0- 0			

RPI S	Opponent	Score	RPI S	Opponent	Score	RPI S	Opponent	Score	RPI S	Opponent	Score	Team's RPI: 294
						54	H Maine	57 74	103	A Hartford	57 67	
						79	A West Virginia	48 94	120	N Providence	64 72	
									133	A Boston College	46 83	
									173	H Holy Cross	62 81	
									175	A Boston U.	65 67	
									177	A Robert Morris	56 59	
									177	H Robert Morris	57 60	
									191	A Sacred Heart	48 49	
									191	H Sacred Heart	57 67	
									194	A Saint Francis (PA)	66 78	
									194	A Saint Francis (PA)	78 91	
									194	H Saint Francis (PA)	66 63	
									221	A Mt. St. Mary's	73 68	
									221	H Mt. St. Mary's	77 59	
									249	A St. Francis Brooklyn	77 101	
									249	H St. Francis Brooklyn	55 60	
									282	H Brown	75 57	
									282	N Brown	68 84	
									318	A New Hampshire	74 79	
									319	A Wagner	84 69	
									319	H Wagner	76 73	
									327	A Central Conn. St.	65 66	
									327	H Central Conn. St.	72 60	
									328	A UMass Lowell	58 57	
									344	A Fairleigh Dickinson	53 63	
									344	H Fairleigh Dickinson	68 48	
LAST 12 Division I GAMES:												
194	A	Saint Francis (PA)	78	91	221	H	Mt. St. Mary's	77	59			
120	N	Providence	64	72	344	H	Fairleigh Dickinson	68	48			
319	H	Wagner	76	73	191	H	Sacred Heart	57	67			
351	A	LIU Brooklyn	69	54	194	A	Saint Francis (PA)	66	78			
249	A	St. Francis Brooklyn	77	101	177	A	Robert Morris	56	59			
319	A	Wagner	84	69	327	A	Central Conn. St.	65	66			

Non-Div I Games:

Bryant

■ Loss,
 ■ Non-Conf,
 ■ S Site,
 ■ H Home
 ■ A Away
 N Neutral

B
r
y
a
n
t

RPI S Opponent Score

Through Games Of March 16, 2019

RPI	S	Opponent	Score	
351	A	LIU Brooklyn	69	54
351	H	LIU Brooklyn	69	62

B
r
y
a
n
t

Bryant

Average RPI Win:	217	WON-LOST	WINNING	LAST 10	STRENGTH OF	OPP. STRENGTH	TEAM	ADJ.	CONF.	ADJ CONF.
Average RPI Loss:	86	RECORD	PCT. RANK	GAMES	SCHEDULE	OF SCHEDULE	RPI	RPI	RPI	RPI
DIV. I ONLY	27- 5	13	2- 0	156	207	42	42	18	18	
DIV. I NON-CONF.	9- 3	62	0- 0	105	136	33	33	21	21	
TOTALS	RPI 1-25	RPI 26-50	W-L RECORDS	RPI 51-100	RPI 101-999	RPI 150+				
27- 5	0- 2	1- 0	OVERALL	2- 1	24- 2	21- 2				
14- 1	0- 0	1- 0	HOME	1- 0	12- 1	10- 1				
11- 4	0- 2	0- 0	AWAY	1- 1	10- 1	9- 1				
2- 0	0- 0	0- 0	NEUTRAL	0- 0	2- 0	2- 0				
9- 3	0- 2	1- 0	NON-CONFERENCE	0- 1	8- 0	7- 0				
4- 0	0- 0	1- 0	HOME	0- 0	3- 0	2- 0				
3- 3	0- 2	0- 0	AWAY	0- 1	3- 0	3- 0				
2- 0	0- 0	0- 0	NEUTRAL	0- 0	2- 0	2- 0				
18- 2	0- 0	0- 0	CONFERENCE	2- 0	16- 2	14- 2				
10- 1	0- 0	0- 0	HOME	1- 0	9- 1	8- 1				
8- 1	0- 0	0- 0	AWAY	1- 0	7- 1	6- 1				
0- 0	0- 0	0- 0	NEUTRAL	0- 0	0- 0	0- 0				

RPI S	Opponent	Score	RPI S	Opponent	Score	Team's RPI: 42	RPI S	Opponent	Score	RPI S	Opponent	Score
10	A Syracuse	56 70	40	H Quinnipiac	75 58		63	A Drexel	42 64	122	H Youngstown St.	73 68
11	A Iowa St.	61 86					73	A American	65 64	125	A Lehigh	73 68
							73	H American	71 56	125	H Lehigh	71 53
										170	H Rider	80 59
										173	A Holy Cross	60 61
										173	H Holy Cross	66 31
										173	H Holy Cross	75 71
										175	A Boston U.	62 58
										175	H Boston U.	62 70
										206	N Massachusetts	77 58
										216	A Monmouth	70 32
										250	A Colgate	90 62
										250	H Colgate	76 58
										256	A Navy	77 43
										256	H Navy	90 48
										262	A St. Bonaventure	77 46
										266	A Loyola Maryland	75 57
										266	H Loyola Maryland	88 63
										266	H Loyola Maryland	87 55
										282	A Brown	91 78
										284	N Fairfield	77 54
										291	A Army West Point	66 52
										291	H Army West Point	84 66
										320	A Lafayette	56 47
										320	H Lafayette	75 43
										324	H Iona	81 43
LAST 12 Division I GAMES:												
266	H	Loyola Maryland	88	63	266	H	Loyola Maryland	87	55			
173	H	Holy Cross	66	31	250	H	Colgate	76	58			
291	H	Army West Point	84	66	125	A	Lehigh	73	68			
73	A	American	65	64	320	H	Lafayette	75	43			
256	H	Navy	90	48	175	A	Boston U.	62	58			
173	A	Holy Cross	60	61	256	A	Navy	77	43			

Non-Div I Games:

Bucknell

■ Loss,
 ■ Non-Conf, S Site,
 ■ Home
 ■ Away
 N Neutral

Buffalo

Through Games Of March 16, 2019

Average RPI Win:	153	WON-LOST	WINNING	LAST 10	STRENGTH OF	OPP. STRENGTH	TEAM	ADJ.	CONF.	ADJ CONF.
Average RPI Loss:	77	RECORD	PCT. RANK	GAMES	SCHEDULE	OF SCHEDULE	RPI	RPI	RPI	RPI
DIV. I ONLY	23- 9	53	3- 0	39	82	25	25	8	8	
DIV. I NON-CONF.	8- 3	72	0- 0	92	108	40	40	9	9	
TOTALS	RPI 1-25	RPI 26-50	W-L RECORDS	RPI 51-100	RPI 101-999	RPI 150+				
23- 9	0- 2	6- 3	OVERALL	4- 1	13- 3	12- 2				
9- 3	0- 1	1- 2	HOME	2- 0	6- 0	5- 0				
9- 6	0- 1	2- 1	AWAY	0- 1	7- 3	7- 2				
5- 0	0- 0	3- 0	NEUTRAL	2- 0	0- 0	0- 0				
8- 3	0- 2	1- 0	NON-CONFERENCE	1- 0	6- 1	6- 0				
2- 1	0- 1	0- 0	HOME	0- 0	2- 0	2- 0				
4- 2	0- 1	0- 0	AWAY	0- 0	4- 1	4- 0				
2- 0	0- 0	1- 0	NEUTRAL	1- 0	0- 0	0- 0				
15- 6	0- 0	5- 3	CONFERENCE	3- 1	7- 2	6- 2				
7- 2	0- 0	1- 2	HOME	2- 0	4- 0	3- 0				
5- 4	0- 0	2- 1	AWAY	0- 1	3- 2	3- 2				
3- 0	0- 0	2- 0	NEUTRAL	1- 0	0- 0	0- 0				

RPI 1-25				Team's RPI: 25		RPI 26-50				RPI 51-100				RPI 101+			
RPI	S	Opponent	Score	RPI	S	Opponent	Score	RPI	S	Opponent	Score	RPI	S	Opponent	Score		
4	H	Stanford	55 62	26	N	South Dakota St.	61 55	70	N	Georgetown	73 64	119	A	Dayton	59 72		
5	A	Oregon	82 102	32	A	Central Mich.	65 76	83	A	Kent St.	53 62	126	H	Northern Ill.	93 64		
				32	H	Central Mich.	95 100	83	H	Kent St.	75 66	164	A	Akron	59 70		
				32	N	Central Mich.	82 77	83	N	Kent St.	85 52	164	H	Akron	91 72		
				34	A	Ohio	73 43	85	H	Toledo	73 63	196	A	Eastern Mich.	91 84		
				34	H	Ohio	71 74					205	A	UMES	69 63		
				34	N	Ohio	77 61					211	A	Dartmouth	75 69		
				44	A	Miami (OH)	66 59					219	A	Bowling Green	72 78		
				44	H	Miami (OH)	86 61					219	H	Bowling Green	75 61		
LAST 12 Division I GAMES:																	
				32	N	Central Mich.	82 77	34	A	Ohio	73 43						
				34	N	Ohio	77 61	164	A	Akron	59 70						
				83	N	Kent St.	85 52	32	H	Central Mich.	95 100						
				83	A	Kent St.	53 62	219	A	Bowling Green	72 78						
				219	H	Bowling Green	75 61	83	H	Kent St.	75 66						
				44	H	Miami (OH)	86 61	85	H	Toledo	73 63						

Non-Div I Games:

Buffalo

■ Loss,
■ Non-Conf,
■ S Site,
■ H Home
■ A Away
N Neutral

Average RPI Win: 161	WON-LOST	WINNING	LAST 10	STRENGTH OF	OPP. STRENGTH	TEAM	ADJ.	CONF.	ADJ CONF.
Average RPI Loss: 71	RECORD	PCT. RANK	GAMES	SCHEDULE	OF SCHEDULE	RPI	RPI	RPI	RPI
DIV. I ONLY	21- 9	61	0- 1	125	65	74	74	6	6
DIV. I NON-CONF.	10- 1	17	0- 0	291	176	69	69	4	4
TOTALS	RPI 1-25	RPI 26-50	W-L RECORDS	RPI 51-100	RPI 101-999	RPI 150+			
21- 9	1- 3	0- 1	OVERALL	5- 2	15- 3	10- 0			
12- 4	0- 2	0- 0	HOME	2- 1	10- 1	7- 0			
7- 4	1- 1	0- 1	AWAY	3- 0	3- 2	2- 0			
2- 1	0- 0	0- 0	NEUTRAL	0- 1	2- 0	1- 0			
10- 1	0- 0	0- 1	NON-CONFERENCE	0- 0	10- 0	8- 0			
7- 0	0- 0	0- 0	HOME	0- 0	7- 0	6- 0			
1- 1	0- 0	0- 1	AWAY	0- 0	1- 0	1- 0			
2- 0	0- 0	0- 0	NEUTRAL	0- 0	2- 0	1- 0			
11- 8	1- 3	0- 0	CONFERENCE	5- 2	5- 3	2- 0			
5- 4	0- 2	0- 0	HOME	2- 1	3- 1	1- 0			
6- 3	1- 1	0- 0	AWAY	3- 0	2- 2	1- 0			
0- 1	0- 0	0- 0	NEUTRAL	0- 1	0- 0	0- 0			

RPI	S	Opponent	Score	RPI	S	Opponent	Score	RPI	S	Opponent	Score	RPI	S	Opponent	Score
12	A	Marquette	61 57	47	A	Indiana	46 66	56	A	Villanova	63 55	101	N	Ohio St.	66 53
12	H	Marquette	58 87					56	H	Villanova	62 60	117	A	St. John's (NY)	73 68
20	A	DePaul	62 76					70	A	Georgetown	59 50	117	H	St. John's (NY)	66 45
20	H	DePaul	78 86					70	H	Georgetown	42 72	120	A	Providence	68 74
								91	A	Creighton	75 43	120	H	Providence	63 66
								91	H	Creighton	66 46	132	H	Illinois St.	58 56
								91	N	Creighton	51 60	142	A	Seton Hall	62 83
												142	H	Seton Hall	62 59
												164	A	Akron	63 47
												196	N	Eastern Mich.	73 63
												218	A	Xavier	63 41
												218	H	Xavier	63 38
												220	H	Ball St.	64 47
												241	H	Western Ill.	92 51
												248	H	Indiana St.	72 49
												263	H	Murray St.	86 65
												295	H	Eastern Ill.	72 37
												328	H	UMass Lowell	89 36
LAST 12 Division I GAMES:															
91	N	Creighton	51 60	91	H	Creighton	66 46								
56	H	Villanova	62 60	218	H	Xavier	63 38								
70	H	Georgetown	42 72	142	A	Seton Hall	62 83								
20	A	DePaul	62 76	117	A	St. John's (NY)	73 68								
12	A	Marquette	61 57	12	H	Marquette	58 87								
120	H	Providence	63 66	20	H	DePaul	78 86								

Non-Div I Games:

Butler

■ Loss,
 ■ Non-Conf,
 ■ S Site,
 ■ H Home
 ■ A Away
 N Neutral

CSU Bakersfield

Through Games Of March 16, 2019

Average RPI Win:	281	WON-LOST	WINNING	LAST 10	STRENGTH OF	OPP. STRENGTH	TEAM	ADJ.	CONF.	ADJ CONF.
Average RPI Loss:	214	RECORD	PCT. RANK	GAMES	SCHEDULE	OF SCHEDULE	RPI	RPI	RPI	RPI
DIV. I ONLY	12- 17	222	1- 0	327	325	276	276	30	30	
DIV. I NON-CONF.	2- 9	297	0- 0	264	255	301	301	30	30	
TOTALS	RPI 1-25	RPI 26-50	W-L RECORDS	RPI 51-100	RPI 101-999	RPI 150+				
12- 17	0- 1	0- 0	OVERALL	1- 0	11- 16	11- 14				
6- 4	0- 0	0- 0	HOME	1- 0	5- 4	5- 3				
5- 12	0- 1	0- 0	AWAY	0- 0	5- 11	5- 10				
1- 1	0- 0	0- 0	NEUTRAL	0- 0	1- 1	1- 1				
2- 9	0- 1	0- 0	NON-CONFERENCE	1- 0	1- 8	1- 8				
1- 1	0- 0	0- 0	HOME	1- 0	0- 1	0- 1				
1- 8	0- 1	0- 0	AWAY	0- 0	1- 7	1- 7				
0- 0	0- 0	0- 0	NEUTRAL	0- 0	0- 0	0- 0				
10- 8	0- 0	0- 0	CONFERENCE	0- 0	10- 8	10- 6				
5- 3	0- 0	0- 0	HOME	0- 0	5- 3	5- 2				
4- 4	0- 0	0- 0	AWAY	0- 0	4- 4	4- 3				
1- 1	0- 0	0- 0	NEUTRAL	0- 0	1- 1	1- 1				

RPI S	Opponent	Score	RPI S	Opponent	Score	RPI S	Opponent	Score	RPI S	Opponent	Score	Team's RPI: 276
24	A Oregon St.	52 92				58	H Wright St.	76 74	124	A New Mexico St.	48 61	
									124	H New Mexico St.	59 61	
									159	H UC Riverside	67 79	
									170	A UC Irvine	78 85	
									176	A North Texas	59 71	
									212	A UTRGV	56 64	
									212	H UTRGV	68 63	
									212	N UTRGV	58 69	
									214	A California Baptist	43 67	
									214	H California Baptist	45 68	
									228	A UMKC	67 57	
									228	H UMKC	85 71	
									232	A SMU	43 49	
									259	A UTEP	47 53	
									264	A Cal St. Fullerton	56 64	
									289	A UC Santa Barbara	56 48	
									293	A Utah Valley	70 78	
									293	H Utah Valley	92 73	
									298	A San Jose St.	72 82	
									326	A Omaha	46 53	
									337	A Seattle U	70 60	
									337	H Seattle U	58 68	
									342	A Grand Canyon	59 46	
									342	H Grand Canyon	51 37	
									342	N Grand Canyon	73 59	
									348	A Chicago St.	67 56	
LAST 12 Division I GAMES:												
			342	N Grand Canyon	73 59		228	H UMKC	85 71			
			212	N UTRGV	58 69		348	H Chicago St.	80 47			
			293	H Utah Valley	92 73		212	A UTRGV	56 64			
			337	H Seattle U	58 68		124	A New Mexico St.	48 61			
			342	H Grand Canyon	51 37		342	A Grand Canyon	59 46			
			214	A California Baptist	43 67		214	H California Baptist	45 68			

Non-Div I Games: Whittier 74 46 Westcliff 91 37

CSU Bakersfield

Loss, Non-Conf, S Site, H Home A Away N Neutral

RPI	S	Opponent	Score
348	H	Chicago St.	80 47

C
S
U
B
a
k
e
r
s
f
i
e
l
d

C
S
U
B
a
k
e
r
s
f
i
e
l
d

CSU Bakersfield

Average RPI Win:	242	WON-LOST	WINNING	LAST 10	STRENGTH OF	OPP. STRENGTH	TEAM	ADJ.	CONF.	ADJ CONF.
Average RPI Loss:	103	RECORD	PCT. RANK	GAMES	SCHEDULE	OF SCHEDULE	RPI	RPI	RPI	RPI
DIV. I ONLY	16- 15	163	0- 1	141	164	149	149	20	20	
DIV. I NON-CONF.	6- 8	199	0- 0	87	38	141	141	20	20	
TOTALS	RPI 1-25	RPI 26-50	W-L RECORDS	RPI 51-100	RPI 101-999	RPI 150+				
16- 15	0- 2	0- 2	OVERALL	0- 5	16- 6	16- 5				
10- 4	0- 0	0- 0	HOME	0- 2	10- 2	10- 1				
6- 10	0- 2	0- 2	AWAY	0- 3	6- 3	6- 3				
0- 1	0- 0	0- 0	NEUTRAL	0- 0	0- 1	0- 1				
6- 8	0- 2	0- 2	NON-CONFERENCE	0- 3	6- 1	6- 0				
4- 2	0- 0	0- 0	HOME	0- 1	4- 1	4- 0				
2- 6	0- 2	0- 2	AWAY	0- 2	2- 0	2- 0				
0- 0	0- 0	0- 0	NEUTRAL	0- 0	0- 0	0- 0				
10- 7	0- 0	0- 0	CONFERENCE	0- 2	10- 5	10- 5				
6- 2	0- 0	0- 0	HOME	0- 1	6- 1	6- 1				
4- 4	0- 0	0- 0	AWAY	0- 1	4- 3	4- 3				
0- 1	0- 0	0- 0	NEUTRAL	0- 0	0- 1	0- 1				

RPI 1-25				RPI 26-50				RPI 51-100				RPI 101+ Team's RPI: 149			
RPI	S	Opponent	Score	RPI	S	Opponent	Score	RPI	S	Opponent	Score	RPI	S	Opponent	Score
4	A	Stanford	43 69	38	A	Boise St.	63 74	53	A	Southern California	42 58	104	H	Loyola Marymount	53 72
17	A	Drake	63 73	41	A	California	42 67	71	A	UC Davis	54 70	158	H	Washington St.	65 52
								71	H	UC Davis	49 60	159	A	UC Riverside	51 63
								84	A	Idaho	73 88	159	H	UC Riverside	69 56
								87	H	Harvard	55 75	163	A	Santa Clara	53 38
												170	A	UC Irvine	61 65
												170	H	UC Irvine	68 58
												170	N	UC Irvine	57 59
												185	A	Hawaii	49 29
												185	H	Hawaii	68 69
												208	H	San Diego St.	77 74
												214	H	California Baptist	73 67
												264	A	Cal St. Fullerton	73 64
												264	H	Cal St. Fullerton	74 44
												274	A	Long Beach St.	51 37
												274	H	Long Beach St.	60 45
												289	A	UC Santa Barbara	60 61
												289	H	UC Santa Barbara	73 65
												298	H	San Jose St.	76 40
												316	A	Cal Poly	61 49
												316	H	Cal Poly	68 52
												326	A	Omaha	64 52
LAST 12 Division I GAMES:															
170	N	UC Irvine	57 59	274	H	Long Beach St.	60 45								
87	H	Harvard	55 75	264	A	Cal St. Fullerton	73 64								
185	H	Hawaii	68 69	316	H	Cal Poly	68 52								
170	H	UC Irvine	68 58	289	A	UC Santa Barbara	60 61								
316	A	Cal Poly	61 49	71	A	UC Davis	54 70								
159	A	UC Riverside	51 63	264	H	Cal St. Fullerton	74 44								

Non-Div I Games:

CSUN

■ Loss,
 ■ Non-Conf,
 ■ S Site,
 ■ Home
 ■ A Away
 N Neutral

Average RPI Win: 269	WON-LOST	WINNING	LAST 10	STRENGTH OF	OPP. STRENGTH	TEAM	ADJ.	CONF.	ADJ CONF.
Average RPI Loss: 160	RECORD	PCT. RANK	GAMES	SCHEDULE	OF SCHEDULE	RPI	RPI	RPI	RPI
DIV. I ONLY	5- 21	324	0- 1	246	177	316	316	20	20
DIV. I NON-CONF.	2- 8	293	0- 0	257	55	294	294	20	20
TOTALS	RPI 1-25	RPI 26-50	W-L RECORDS	RPI 51-100	RPI 101-999	RPI 150+			
5- 21	0- 1	0- 2	OVERALL	0- 3	5- 15	5- 12			
4- 8	0- 0	0- 1	HOME	0- 2	4- 5	4- 4			
1- 12	0- 1	0- 1	AWAY	0- 1	1- 9	1- 7			
0- 1	0- 0	0- 0	NEUTRAL	0- 0	0- 1	0- 1			
2- 8	0- 1	0- 2	NON-CONFERENCE	0- 1	2- 4	2- 3			
1- 3	0- 0	0- 1	HOME	0- 1	1- 1	1- 1			
1- 4	0- 1	0- 1	AWAY	0- 0	1- 2	1- 1			
0- 1	0- 0	0- 0	NEUTRAL	0- 0	0- 1	0- 1			
3- 13	0- 0	0- 0	CONFERENCE	0- 2	3- 11	3- 9			
3- 5	0- 0	0- 0	HOME	0- 1	3- 4	3- 3			
0- 8	0- 0	0- 0	AWAY	0- 1	0- 7	0- 6			
0- 0	0- 0	0- 0	NEUTRAL	0- 0	0- 0	0- 0			

RPI 1-25				RPI 26-50				RPI 51-100				RPI 101+				Team's RPI: 316	
RPI	S	Opponent	Score	RPI	S	Opponent	Score	RPI	S	Opponent	Score	RPI	S	Opponent	Score		
24	A	Oregon St.	54 79	35	A	UCLA	35 81	71	A	UC Davis	54 87	121	A	Fresno St.	58 76		
				48	H	Saint Mary's (CA)	51 69	71	H	UC Davis	61 85	149	A	CSUN	52 68		
								99	H	Pepperdine	63 70	149	H	CSUN	49 61		
												159	A	UC Riverside	66 80		
												159	H	UC Riverside	68 75		
												170	A	UC Irvine	57 73		
												170	H	UC Irvine	59 75		
												181	H	Eastern Wash.	59 55		
												185	A	Hawaii	52 70		
												185	H	Hawaii	54 71		
												225	H	Illinois	51 74		
												252	N	San Francisco	62 65		
												264	A	Cal St. Fullerton	64 78		
												264	H	Cal St. Fullerton	69 58		
												265	A	Sacramento St.	85 88		
												274	A	Long Beach St.	58 61		
												274	H	Long Beach St.	66 59		
												289	A	UC Santa Barbara	42 44		
												289	H	UC Santa Barbara	75 67		
												337	A	Seattle U	60 50		
LAST 12 Division I GAMES:																	
				71	A	UC Davis	54 87	149	A	CSUN	52 68						
				149	H	CSUN	49 61	71	H	UC Davis	61 85						
				289	A	UC Santa Barbara	42 44	274	H	Long Beach St.	66 59						
				264	H	Cal St. Fullerton	69 58	185	A	Hawaii	52 70						
				159	H	UC Riverside	68 75	170	A	UC Irvine	57 73						
				159	A	UC Riverside	66 80	185	H	Hawaii	54 71						

Non-Div I Games: Academy of Art 87 65

Cal Poly

■ Loss,
 ■ Non-Conf,
 ■ S Site,
 ■ Home
 ■ A Away
 N Neutral

Average RPI Win:	266	WON-LOST	WINNING	LAST 10	STRENGTH OF	OPP. STRENGTH	TEAM	ADJ.	CONF.	ADJ CONF.
Average RPI Loss:	173	RECORD	PCT. RANK	GAMES	SCHEDULE	OF SCHEDULE	RPI	RPI	RPI	RPI
DIV. I ONLY	13- 16	207	0- 1	324	241	264	264	20	20	
DIV. I NON-CONF.	7- 5	132	0- 0	322	293	230	230	20	20	
TOTALS	RPI 1-25	RPI 26-50	W-L RECORDS	RPI 51-100	RPI 101-999	RPI 150+				
13- 16	0- 0	0- 0	OVERALL	0- 2	13- 14	13- 10				
7- 7	0- 0	0- 0	HOME	0- 1	7- 6	7- 4				
6- 8	0- 0	0- 0	AWAY	0- 1	6- 7	6- 5				
0- 1	0- 0	0- 0	NEUTRAL	0- 0	0- 1	0- 1				
7- 5	0- 0	0- 0	NON-CONFERENCE	0- 0	7- 5	7- 3				
3- 3	0- 0	0- 0	HOME	0- 0	3- 3	3- 2				
4- 2	0- 0	0- 0	AWAY	0- 0	4- 2	4- 1				
0- 0	0- 0	0- 0	NEUTRAL	0- 0	0- 0	0- 0				
6- 11	0- 0	0- 0	CONFERENCE	0- 2	6- 9	6- 7				
4- 4	0- 0	0- 0	HOME	0- 1	4- 3	4- 2				
2- 6	0- 0	0- 0	AWAY	0- 1	2- 5	2- 4				
0- 1	0- 0	0- 0	NEUTRAL	0- 0	0- 1	0- 1				

RPI S	Opponent	Score	RPI S	Opponent	Score	RPI S	Opponent	Score	RPI S	Opponent	Score	Team's RPI: 264
						71	A UC Davis	51 75	102	H Pacific	64 72	
						71	H UC Davis	39 75	136	A Washington	74 83	
									149	A CSUN	44 74	
									149	H CSUN	64 73	
									159	A UC Riverside	59 62	
									159	H UC Riverside	67 75	
									163	H Santa Clara	60 64	
									170	A UC Irvine	61 65	
									170	H UC Irvine	67 58	
									185	A Hawaii	55 70	
									185	H Hawaii	72 68	
									189	A Portland	74 83	
									208	H San Diego St.	72 83	
									211	H Dartmouth	67 62	
									214	A California Baptist	79 65	
									253	A Columbia	61 58	
									274	A Long Beach St.	50 47	
									274	H Long Beach St.	53 59	
									274	N Long Beach St.	54 60	
									276	H CSU Bakersfield	64 56	
									289	A UC Santa Barbara	59 52	
									289	H UC Santa Barbara	74 62	
									293	H Utah Valley	56 55	
									316	A Cal Poly	58 69	
									316	H Cal Poly	78 64	
									337	A Seattle U	57 54	
LAST 12 Division I GAMES:												
			274	N Long Beach St.	54 60	289	H UC Santa Barbara	74 62				
			159	H UC Riverside	67 75	149	H CSUN	64 73				
			274	A Long Beach St.	50 47	170	A UC Irvine	61 65				
			185	A Hawaii	55 70	159	A UC Riverside	59 62				
			170	H UC Irvine	67 58	274	H Long Beach St.	53 59				
			316	A Cal Poly	58 69	149	A CSUN	44 74				

Non-Div I Games: Antelope Valley 77 65

Cal St. Fullerton

■ Loss,
■ Non-Conf,
■ S Site,
■ Home
■ A Away
N Neutral

RPI	S	Opponent	Score
347	A	Saint Peter's	69 45

California

Through Games Of March 16, 2019

Average RPI Win:	126	WON-LOST	WINNING	LAST 10	STRENGTH OF	OPP. STRENGTH	TEAM	ADJ.	CONF.	ADJ CONF.
Average RPI Loss:	37	RECORD	PCT. RANK	GAMES	SCHEDULE	OF SCHEDULE	RPI	RPI	RPI	RPI
DIV. I ONLY	19- 12	108	1- 0	32	3	41	41	2	2	
DIV. I NON-CONF.	9- 2	43	0- 0	77	25	30	30	2	2	
TOTALS	RPI 1-25	RPI 26-50	W-L RECORDS	RPI 51-100	RPI 101-999	RPI 150+				
19- 12	2- 6	2- 2	OVERALL	2- 4	13- 0	7- 0				
9- 5	2- 3	0- 1	HOME	2- 1	5- 0	2- 0				
7- 6	0- 2	2- 1	AWAY	0- 3	5- 0	3- 0				
3- 1	0- 1	0- 0	NEUTRAL	0- 0	3- 0	2- 0				
9- 2	0- 1	2- 0	NON-CONFERENCE	0- 1	7- 0	3- 0				
3- 2	0- 1	0- 0	HOME	0- 1	3- 0	1- 0				
4- 0	0- 0	2- 0	AWAY	0- 0	2- 0	1- 0				
2- 0	0- 0	0- 0	NEUTRAL	0- 0	2- 0	1- 0				
10- 10	2- 5	0- 2	CONFERENCE	2- 3	6- 0	4- 0				
6- 3	2- 2	0- 1	HOME	2- 0	2- 0	1- 0				
3- 6	0- 2	0- 1	AWAY	0- 3	3- 0	2- 0				
1- 1	0- 1	0- 0	NEUTRAL	0- 0	1- 0	1- 0				

RPI 1-25				RPI 26-50				Team's RPI: 41	RPI 51-100				RPI 101+			
RPI	S	Opponent	Score	RPI	S	Opponent	Score		RPI	S	Opponent	Score	RPI	S	Opponent	Score
4	A	Stanford	50 75	27	A	BYU	70 52		53	A	Southern California	76 86	102	N	Pacific	81 69
4	H	Stanford	81 80	35	A	UCLA	74 80		53	H	Southern California	66 59	111	H	Houston	80 79
4	N	Stanford	54 72	35	H	UCLA	79 84		80	A	Arizona	55 60	136	A	Washington	71 65
5	H	Oregon	82 105	48	A	Saint Mary's (CA)	81 78		80	H	Arizona	82 76	136	H	Washington	79 70
6	H	UConn	66 76						87	H	Harvard	79 85	145	A	Penn St.	75 58
23	A	Arizona St.	61 62						89	A	Utah	74 87	149	H	CSUN	67 42
23	H	Arizona St.	69 60										158	A	Washington St.	80 58
24	H	Oregon St.	74 82										158	H	Washington St.	77 63
													158	N	Washington St.	77 58
													169	N	Tulane	65 57
													178	A	Colorado	80 60
													273	A	San Diego	70 53
													289	H	UC Santa Barbara	69 45
LAST 12 Division I GAMES:																
158	N	Washington St.	77 58	35	A	UCLA	74 80		53	A	Southern California	76 86				
4	N	Stanford	54 72	24	H	Oregon St.	74 82		5	H	Oregon	82 105				
158	A	Washington St.	80 58	4	A	Stanford	50 75		4	H	Stanford	81 80				
136	A	Washington	71 65													
80	H	Arizona	82 76													
23	H	Arizona St.	69 60													

Non-Div I Games:

California

■ Loss,
■ Non-Conf,
■ S Site,
■ H Home
■ A Away
N Neutral

Average RPI Win:	287	WON-LOST	WINNING	LAST 10	STRENGTH OF	OPP. STRENGTH	TEAM	ADJ.	CONF.	ADJ CONF.
Average RPI Loss:	183	RECORD	PCT. RANK	GAMES	SCHEDULE	OF SCHEDULE	RPI	RPI	RPI	RPI
DIV. I ONLY	14- 11	140	0- 1	319	323	214	214	30	30	
DIV. I NON-CONF.	3- 6	241	0- 0	204	247	234	234	30	30	
TOTALS	RPI 1-25	RPI 26-50	W-L RECORDS	RPI 51-100	RPI 101-999	RPI 150+				
14- 11	0- 0	0- 1	OVERALL	0- 0	14- 10	14- 6				
7- 4	0- 0	0- 0	HOME	0- 0	7- 4	7- 2				
7- 6	0- 0	0- 0	AWAY	0- 0	7- 6	7- 4				
0- 1	0- 0	0- 1	NEUTRAL	0- 0	0- 0	0- 0				
3- 6	0- 0	0- 1	NON-CONFERENCE	0- 0	3- 5	3- 3				
1- 2	0- 0	0- 0	HOME	0- 0	1- 2	1- 1				
2- 3	0- 0	0- 0	AWAY	0- 0	2- 3	2- 2				
0- 1	0- 0	0- 1	NEUTRAL	0- 0	0- 0	0- 0				
11- 5	0- 0	0- 0	CONFERENCE	0- 0	11- 5	11- 3				
6- 2	0- 0	0- 0	HOME	0- 0	6- 2	6- 1				
5- 3	0- 0	0- 0	AWAY	0- 0	5- 3	5- 2				
0- 0	0- 0	0- 0	NEUTRAL	0- 0	0- 0	0- 0				

RPI 1-25				RPI 26-50				RPI 51-100				RPI 101+				Team's RPI: 214	
RPI	S	Opponent	Score	RPI	S	Opponent	Score	RPI	S	Opponent	Score	RPI	S	Opponent	Score		
				27	N	BYU	69 76					109	H	Idaho St.	57 72		
												124	A	New Mexico St.	69 76		
												124	H	New Mexico St.	64 92		
												149	A	CSUN	67 73		
												159	H	UC Riverside	65 57		
												208	A	San Diego St.	67 83		
												212	A	UTRGV	56 60		
												212	H	UTRGV	66 63		
												223	A	Northern Ariz.	88 91		
												228	A	UMKC	95 92		
												228	H	UMKC	74 78		
												264	H	Cal St. Fullerton	65 79		
												274	A	Long Beach St.	85 83		
												276	A	CSU Bakersfield	68 45		
												276	H	CSU Bakersfield	67 43		
												289	A	UC Santa Barbara	76 64		
												293	A	Utah Valley	92 74		
												293	H	Utah Valley	83 54		
												337	A	Seattle U	86 64		
												337	H	Seattle U	100 83		
LAST 12 Division I GAMES:																	
				124	H	New Mexico St.	64 92					228	A	UMKC	95 92		
				212	H	UTRGV	66 63					348	A	Chicago St.	93 67		
				293	A	Utah Valley	92 74					337	H	Seattle U	100 83		
				337	A	Seattle U	86 64					293	H	Utah Valley	83 54		
				276	H	CSU Bakersfield	67 43					342	A	Grand Canyon	71 75		
				342	H	Grand Canyon	93 50					276	A	CSU Bakersfield	68 45		

Non-Div I Games: La Sierra 91 44 Notre Dame de Namur 80 47 Westcliff 133 43 Fresno Pacific 93 71
California Baptist

Average RPI Win:	289	WON-LOST	WINNING	LAST 10	STRENGTH OF	OPP. STRENGTH	TEAM	ADJ.	CONF.	ADJ CONF.
Average RPI Loss:	162	RECORD	PCT. RANK	GAMES	SCHEDULE	OF SCHEDULE	RPI	RPI	RPI	RPI
DIV. I ONLY	19- 11	100	1- 0	326	309	198	198	27	27	
DIV. I NON-CONF.	6- 3	91	0- 0	337	325	232	232	29	29	
TOTALS	RPI 1-25	RPI 26-50	W-L RECORDS	RPI 51-100	RPI 101-999	RPI 150+				
19- 11	0- 0	0- 0	OVERALL	0- 2	19- 9	19- 5				
8- 6	0- 0	0- 0	HOME	0- 1	8- 5	8- 3				
8- 5	0- 0	0- 0	AWAY	0- 1	8- 4	8- 2				
3- 0	0- 0	0- 0	NEUTRAL	0- 0	3- 0	3- 0				
6- 3	0- 0	0- 0	NON-CONFERENCE	0- 0	6- 3	6- 1				
2- 2	0- 0	0- 0	HOME	0- 0	2- 2	2- 1				
3- 1	0- 0	0- 0	AWAY	0- 0	3- 1	3- 0				
1- 0	0- 0	0- 0	NEUTRAL	0- 0	1- 0	1- 0				
13- 8	0- 0	0- 0	CONFERENCE	0- 2	13- 6	13- 4				
6- 4	0- 0	0- 0	HOME	0- 1	6- 3	6- 2				
5- 4	0- 0	0- 0	AWAY	0- 1	5- 3	5- 2				
2- 0	0- 0	0- 0	NEUTRAL	0- 0	2- 0	2- 0				

RPI S	Opponent	Score	RPI S	Opponent	Score	RPI S	Opponent	Score	RPI S	Opponent	Score	Team's RPI: 198
						81	A Radford	57 61	110	H Old Dominion	59 83	
						81	H Radford	52 56	114	A High Point	60 65	
									114	H High Point	69 70	
									133	A Boston College	56 76	
									174	A UNC Asheville	52 60	
									174	H UNC Asheville	49 48	
									202	A Hampton	50 61	
									202	H Hampton	52 46	
									202 N	Hampton	85 63	
									229	H Howard	64 69	
									243	A Gardner-Webb	69 63	
									243	H Gardner-Webb	38 52	
									251	A Norfolk St.	57 49	
									280	A Charleston So.	60 58	
									280	H Charleston So.	52 51	
									280 N	Charleston So.	55 44	
									296	H Col. of Charleston	66 65	
									306	A Winthrop	76 67	
									306	H Winthrop	46 59	
									309	H UNC Greensboro	53 49	
									315	H Presbyterian	51 46	
									322	A FIU	59 54	
									326 N	Omaha	65 52	
									338	A Longwood	66 60	
									338	H Longwood	54 49	
									341	A Western Caro.	63 37	
LAST 12 Division I GAMES:												
			338	H Longwood	54 49		306	A Winthrop	76 67			
			202 N	Hampton	85 63		81	A Radford	57 61			
			280 N	Charleston So.	55 44		280	H Charleston So.	52 51			
			322	A FIU	59 54		243	A Gardner-Webb	69 63			
			114	H High Point	69 70		202	A Hampton	50 61			
			343	A USC Upstate	59 49		174	H UNC Asheville	49 48			

Non-Div I Games: William Peace 65 36 Columbia (SC) 93 46

Campbell

Loss, Non-Conf, S Site, H Home A Away N Neutral

RPI	S	Opponent	Score	
343	A	USC Upstate	59	49
343	H	USC Upstate	61	41

C
a
m
p
b
e
l
l

C
a
m
p
b
e
l
l

Campbell

Cambridge				Through Games Of March 10, 1913						
Average RPI Win:	279	WON-LOST	WINNING	LAST 10	STRENGTH OF	OPP. STRENGTH	TEAM	ADJ.	CONF.	ADJ CONF.
Average RPI Loss:	182	RECORD	PCT. RANK	GAMES	SCHEDULE	OF SCHEDULE	RPI	RPI	RPI	RPI
DIV. I ONLY	11- 19	242	0- 1	298	264	286	286	26	26	
DIV. I NON-CONF.	2- 9	297	0- 0	258	214	318	318	27	27	
TOTALS	RPI 1-25		RPI 26-50	W-L RECORDS		RPI 51-100	RPI 101-999		RPI 150+	
11- 19	0- 1		0- 3	OVERALL		0- 0	11- 15		11- 12	
7- 8	0- 1		0- 2	HOME		0- 0	7- 5		7- 3	
4- 10	0- 0		0- 1	AWAY		0- 0	4- 9		4- 8	
0- 1	0- 0		0- 0	NEUTRAL		0- 0	0- 1		0- 1	
2- 9	0- 1		0- 1	NON-CONFERENCE		0- 0	2- 7		2- 6	
1- 5	0- 1		0- 1	HOME		0- 0	1- 3		1- 2	
1- 4	0- 0		0- 0	AWAY		0- 0	1- 4		1- 4	
0- 0	0- 0		0- 0	NEUTRAL		0- 0	0- 0		0- 0	
9- 10	0- 0		0- 2	CONFERENCE		0- 0	9- 8		9- 6	
6- 3	0- 0		0- 1	HOME		0- 0	6- 2		6- 1	
3- 6	0- 0		0- 1	AWAY		0- 0	3- 5		3- 4	
0- 1	0- 0		0- 0	NEUTRAL		0- 0	0- 1		0- 1	

[illegible]

Non-Div I Games:

Canisius

Loss, Non-Conf, S Site, H Home A Away N Neutral

General Team				Through Games Of March 10, 1913						
Average RPI Win:	302	WON-LOST	WINNING	LAST 10	STRENGTH OF	OPP. STRENGTH	TEAM	ADJ.	CONF.	ADJ CONF.
Average RPI Loss:	151	RECORD	PCT. RANK	GAMES	SCHEDULE	OF SCHEDULE	RPI	RPI	RPI	RPI
DIV. I ONLY	8- 18	272	1- 0	225	286	278	278	25	25	
DIV. I NON-CONF.	1- 5	311	0- 0	182	81	256	256	22	22	
TOTALS	RPI 1-25	RPI 26-50	W-L RECORDS	RPI 51-100	RPI 101-999	RPI 150+				
8- 18	0- 1	0- 1	OVERALL	0- 4	8- 12	8- 9				
4- 6	0- 0	0- 0	HOME	0- 2	4- 4	4- 3				
3- 11	0- 1	0- 1	AWAY	0- 2	3- 7	3- 6				
1- 1	0- 0	0- 0	NEUTRAL	0- 0	1- 1	1- 0				
1- 5	0- 1	0- 1	NON-CONFERENCE	0- 1	1- 2	1- 2				
0- 1	0- 0	0- 0	HOME	0- 1	0- 0	0- 0				
1- 4	0- 1	0- 1	AWAY	0- 0	1- 2	1- 2				
0- 0	0- 0	0- 0	NEUTRAL	0- 0	0- 0	0- 0				
7- 13	0- 0	0- 0	CONFERENCE	0- 3	7- 10	7- 7				
4- 5	0- 0	0- 0	HOME	0- 1	4- 4	4- 3				
2- 7	0- 0	0- 0	AWAY	0- 2	2- 5	2- 4				
1- 1	0- 0	0- 0	NEUTRAL	0- 0	1- 1	1- 0				

RPI 1-25				RPI 26-50				RPI 51-100				RPI 101+				Team's RPI: 278	
RPI	S	Opponent	Score	RPI	S	Opponent	Score	RPI	S	Opponent	Score	RPI	S	Opponent	Score		
16	A	Texas A&M	27 84	33	A	Kansas St.	54 70	61	A	Lamar University	37 57	129	A	Abilene Christian	70 77		
								76	A	SFA	43 79	129	H	Abilene Christian	65 67		
								76	H	SFA	53 59	129	N	Abilene Christian	54 82		
								98	H	South Alabama	50 58	154	A	Oklahoma	52 65		
												166	A	Nicholls St.	52 68		
												166	H	Nicholls St.	60 64		
												182	A	Sam Houston St.	62 66		
												182	H	Sam Houston St.	59 71		
												182	N	Sam Houston St.	76 71		
												233	H	A&M-Corpus Christi	65 73		
												247	A	Jackson St.	56 65		
												288	A	New Orleans	62 60		
												308	H	Incarnate Word	74 43		
												312	H	McNeese	76 45		
												317	A	Northwestern St.	74 78		
												317	H	Northwestern St.	74 52		
												323	A	Southeastern La.	53 62		
												323	H	Southeastern La.	75 33		
												332	A	Houston Baptist	77 58		
												350	A	Alcorn	57 46		
LAST 12 Division I GAMES:																	
				182	N	Sam Houston St.	76 71	166	A	Nicholls St.	52 68						
				129	N	Abilene Christian	54 82	312	H	McNeese	76 45						
				317	A	Northwestern St.	74 78	332	A	Houston Baptist	77 58						
				182	H	Sam Houston St.	59 71	323	H	Southeastern La.	75 33						
				129	H	Abilene Christian	65 67	317	H	Northwestern St.	74 52						
				76	A	SFA	43 79	76	H	SFA	53 59						

[illegible]

■ Loss, ■ Non-Conf, S Site, H Home A Away N Neutral

GENERAL CONF. DIV.				THROUGH GAMES OF MARCH 10, 1913						
Average RPI Win:	294	WON-LOST	WINNING	LAST 10	STRENGTH OF	OPP. STRENGTH	TEAM	ADJ.	CONF.	ADJ CONF.
Average RPI Loss:	210	RECORD	PCT. RANK	GAMES	SCHEDULE	OF SCHEDULE	RPI	RPI	RPI	RPI
DIV. I ONLY	7- 21	300	0- 1	304	328	327	327	31	31	
DIV. I NON-CONF.	3- 7	256	0- 0	185	208	236	236	31	31	

TOTALS	RPI 1-25		RPI 26-50	W-L RECORDS	RPI 51-100	RPI 101-999		RPI 150+		
7- 21	0- 1		0- 1	OVERALL	0- 0	7- 19		7- 16		
4- 9	0- 1		0- 0	HOME	0- 0	4- 8		4- 6		
3- 12	0- 0		0- 1	AWAY	0- 0	3- 11		3- 10		
0- 0	0- 0		0- 0	NEUTRAL	0- 0	0- 0		0- 0		
3- 7	0- 1		0- 1	NON-CONFERENCE	0- 0	3- 5		3- 2		
1- 3	0- 1		0- 0	HOME	0- 0	1- 2		1- 0		
2- 4	0- 0		0- 1	AWAY	0- 0	2- 3		2- 2		
0- 0	0- 0		0- 0	NEUTRAL	0- 0	0- 0		0- 0		
4- 14	0- 0		0- 0	CONFERENCE	0- 0	4- 14		4- 14		
3- 6	0- 0		0- 0	HOME	0- 0	3- 6		3- 6		
1- 8	0- 0		0- 0	AWAY	0- 0	1- 8		1- 8		
0- 0	0- 0		0- 0	NEUTRAL	0- 0	0- 0		0- 0		

RPI 1-25					
RPI	S	Opponent	Score		
25	H	Buffalo	69	82	
RPI 26-50					
RPI	S	Opponent	Score		
28	A	Rutgers	44	73	
RPI 51-100					
RPI	S	Opponent	Score		
Team's RPI: 327					
RPI	S	Opponent	Score		
103	H	Hartford	52	54	
125	H	Lehigh	62	88	
141	A	Yale	46	58	
177	A	Robert Morris	40	60	
177	H	Robert Morris	57	64	
191	A	Sacred Heart	61	66	
191	H	Sacred Heart	46	73	
194	A	Saint Francis (PA)	68	83	
194	H	Saint Francis (PA)	73	62	
206	A	Massachusetts	59	74	
221	A	Mt. St. Mary's	53	84	
221	H	Mt. St. Mary's	44	61	
237	A	Albany (NY)	60	53	
249	A	St. Francis Brooklyn	58	70	
249	H	St. Francis Brooklyn	69	83	
282	A	Brown	63	68	
294	A	Bryant	60	72	
294	H	Bryant	66	65	
311	A	Morgan St.	60	36	
318	H	New Hampshire	56	47	
319	A	Wagner	62	70	
319	H	Wagner	63	75	
344	A	Fairleigh Dickinson	67	74	
344	H	Fairleigh Dickinson	63	66	
351	A	LIU Brooklyn	72	59	
351	H	LIU Brooklyn	63	57	
351	H	LIU Brooklyn	63	57	
LAST 12 Division I GAMES:					
249	H	St. Francis Brooklyn	69	83	
344	H	Fairleigh Dickinson	63	66	
351	A	LIU Brooklyn	72	59	
221	H	Mt. St. Mary's	44	61	
191	H	Sacred Heart	46	73	
249	A	St. Francis Brooklyn	58	70	
319	A	Wagner	62	70	
177	A	Robert Morris	40	60	
194	A	Saint Francis (PA)	68	83	
294	H	Bryant	66	65	
351	H	LIU Brooklyn	63	57	
294	A	Bryant	60	72	

Non-Div I Games:

Central Conn. St.

Loss, Non-Conf, S Site, H Home A Away N Neutral

Central Mich.

Through Games Of March 16, 2019

Average RPI Win:	149	WON-LOST	WINNING	LAST 10	STRENGTH OF	OPP. STRENGTH	TEAM	ADJ.	CONF.	ADJ CONF.
Average RPI Loss:	55	RECORD	PCT. RANK	GAMES	SCHEDULE	OF SCHEDULE	RPI	RPI	RPI	RPI
DIV. I ONLY	25- 7	35	1- 1	59	74	32	32	8	8	
DIV. I NON-CONF.	9- 3	62	0- 0	85	6	41	41	9	9	
TOTALS	RPI 1-25	RPI 26-50	W-L RECORDS	RPI 51-100	RPI 101-999	RPI 150+				
25- 7	4- 2	2- 3	OVERALL	4- 1	15- 1	13- 1				
10- 4	2- 1	0- 3	HOME	2- 0	6- 0	5- 0				
13- 1	2- 0	2- 0	AWAY	2- 1	7- 0	6- 0				
2- 2	0- 1	0- 0	NEUTRAL	0- 0	2- 1	2- 1				
9- 3	2- 1	1- 1	NON-CONFERENCE	2- 0	4- 1	4- 1				
3- 2	1- 1	0- 1	HOME	1- 0	1- 0	1- 0				
5- 0	1- 0	1- 0	AWAY	1- 0	2- 0	2- 0				
1- 1	0- 0	0- 0	NEUTRAL	0- 0	1- 1	1- 1				
16- 4	2- 1	1- 2	CONFERENCE	2- 1	11- 0	9- 0				
7- 2	1- 0	0- 2	HOME	1- 0	5- 0	4- 0				
8- 1	1- 0	1- 0	AWAY	1- 1	5- 0	4- 0				
1- 1	0- 1	0- 0	NEUTRAL	0- 0	1- 0	1- 0				

RPI 1-25				RPI 26-50				Team's RPI: 32	RPI 51-100				RPI 101+			
RPI	S	Opponent	Score	RPI	S	Opponent	Score		RPI	S	Opponent	Score	RPI	S	Opponent	Score
3	H	Louisville	68 72	26	H	South Dakota St.	71 80		83	A	Kent St.	82 75	126	A	Northern Ill.	89 66
15	H	UCF	75 68	34	A	Ohio	88 70		85	A	Toledo	59 62	126	H	Northern Ill.	76 52
19	A	Miami (FL)	90 80	34	H	Ohio	75 78		85	H	Toledo	78 45	164	H	Akron	94 71
25	A	Buffalo	100 95	40	A	Quinnipiac	67 52		95	H	Western Ky.	108 90	168	N	Chattanooga	73 50
25	H	Buffalo	76 65	44	H	Miami (OH)	67 70		97	A	Virginia	74 61	169	N	Tulane	57 68
25	N	Buffalo	77 82										196	A	Eastern Mich.	87 60
													196	H	Eastern Mich.	71 61
													196	N	Eastern Mich.	88 80
													210	A	Vanderbilt	66 57
													219	A	Bowling Green	92 54
													220	A	Ball St.	81 64
													220	H	Ball St.	81 63
													270	A	Western Mich.	87 53
													270	H	Western Mich.	88 57
													310	H	Oakland	104 61
													324	A	Iona	82 39
LAST 12 Division I GAMES:																
		25 N Buffalo	77 82			220 A Ball St.	81 64									
		196 N Eastern Mich.	88 80			126 H Northern Ill.	76 52									
		220 H Ball St.	81 63			25 A Buffalo	100 95									
		85 H Toledo	78 45			270 A Western Mich.	87 53									
		270 H Western Mich.	88 57			34 H Ohio	75 78									
		196 A Eastern Mich.	87 60			25 H Buffalo	76 65									

Non-Div I Games:

Central Mich.

■ Loss,
■ Non-Conf, S Site,
■ Home
■ Away
N Neutral

Charleston So.

Through Games Of March 16, 2019

Average RPI Win:	278	WON-LOST	WINNING	LAST 10	STRENGTH OF	OPP. STRENGTH	TEAM	ADJ.	CONF.	ADJ CONF.
Average RPI Loss:	195	RECORD	PCT. RANK	GAMES	SCHEDULE	OF SCHEDULE	RPI	RPI	RPI	RPI
DIV. I ONLY	11- 18	240	1- 0	289	317	280	280	27	27	
DIV. I NON-CONF.	0- 8	336	0- 0	278	303	349	349	29	29	
TOTALS	RPI 1-25	RPI 26-50	W-L RECORDS	RPI 51-100	RPI 101-999	RPI 150+				
11- 18	0- 0	0- 0	OVERALL	0- 1	11- 17	10- 12				
6- 7	0- 0	0- 0	HOME	0- 1	6- 6	6- 3				
5- 10	0- 0	0- 0	AWAY	0- 0	5- 10	4- 8				
0- 1	0- 0	0- 0	NEUTRAL	0- 0	0- 1	0- 1				
0- 8	0- 0	0- 0	NON-CONFERENCE	0- 0	0- 8	0- 5				
0- 3	0- 0	0- 0	HOME	0- 0	0- 3	0- 1				
0- 5	0- 0	0- 0	AWAY	0- 0	0- 5	0- 4				
0- 0	0- 0	0- 0	NEUTRAL	0- 0	0- 0	0- 0				
11- 10	0- 0	0- 0	CONFERENCE	0- 1	11- 9	10- 7				
6- 4	0- 0	0- 0	HOME	0- 1	6- 3	6- 2				
5- 5	0- 0	0- 0	AWAY	0- 0	5- 5	4- 4				
0- 1	0- 0	0- 0	NEUTRAL	0- 0	0- 1	0- 1				

RPI S	Opponent	Score	RPI S	Opponent	Score	RPI S	Opponent	Score	RPI S	Opponent	Score	Team's RPI: 280
						81	H Radford	41 67	112	A Georgia	75 83	
									114	A High Point	64 71	
									114	A High Point	65 61	
									114	H High Point	62 69	
									146	H Tennessee Tech	55 77	
									150	H Davidson	34 72	
									174	A UNC Asheville	45 62	
									174	H UNC Asheville	70 59	
									198	A Campbell	51 52	
									198	H Campbell	58 60	
									198	N Campbell	44 55	
									202	A Hampton	72 57	
									202	H Hampton	66 74	
									213	A Florida	60 70	
									231	H Jacksonville	58 68	
									235	A North Florida	76 82	
									243	A Gardner-Webb	65 75	
									243	H Gardner-Webb	66 58	
									296	A Col. of Charleston	52 79	
									299	A South Carolina St.	58 67	
									306	A Winthrop	52 57	
									306	H Winthrop	67 57	
									315	A Presbyterian	63 55	
									338	A Longwood	81 74	
									338	H Longwood	79 67	
									343	A USC Upstate	78 75	
LAST 12 Division I GAMES:												
343	H	USC Upstate	67	52	243	H	Gardner-Webb	66	58			
114	A	High Point	65	61	198	A	Campbell	51	52			
198	N	Campbell	44	55	202	A	Hampton	72	57			
338	H	Longwood	79	67	114	H	High Point	62	69			
306	H	Winthrop	67	57	343	H	USC Upstate	74	62			
174	A	UNC Asheville	45	62	174	H	UNC Asheville	70	59			

Non-Div I Games: Converse 101 50 Columbia (SC) 89 57 Erskine 74 50

Charleston So.

Loss, Non-Conf, S Site, H Home A Away N Neutral






















































RPI	S	Opponent	Score
343	H	USC Upstate	74 62
343	H	USC Upstate	67 52

Charleston So.

C
h
a
r
l
e
s
t
o
n
S
o
.



C
h
a
r
l
e
s
t
o
n
S
o
.

Average RPI Win: 197	WON-LOST	WINNING	LAST 10	STRENGTH OF	OPP. STRENGTH	TEAM	ADJ.	CONF.	ADJ CONF.
Average RPI Loss: 126	RECORD	PCT. RANK	GAMES	SCHEDULE	OF SCHEDULE	RPI	RPI	RPI	RPI
DIV. I ONLY	18- 12	115	1- 0	87	194	105	105	14	14
DIV. I NON-CONF.	8- 4	91	0- 0	45	258	58	58	17	17
TOTALS	RPI 1-25	RPI 26-50	W-L RECORDS	RPI 51-100	RPI 101-999	RPI 150+			
18- 12	0- 0	0- 1	OVERALL	2- 5	16- 6	12- 4			
13- 2	0- 0	0- 0	HOME	2- 1	11- 1	9- 0			
3- 9	0- 0	0- 1	AWAY	0- 3	3- 5	1- 4			
2- 1	0- 0	0- 0	NEUTRAL	0- 1	2- 0	2- 0			
8- 4	0- 0	0- 0	NON-CONFERENCE	1- 2	7- 2	5- 0			
6- 1	0- 0	0- 0	HOME	1- 0	5- 1	4- 0			
1- 3	0- 0	0- 0	AWAY	0- 2	1- 1	0- 0			
1- 0	0- 0	0- 0	NEUTRAL	0- 0	1- 0	1- 0			
10- 8	0- 0	0- 1	CONFERENCE	1- 3	9- 4	7- 4			
7- 1	0- 0	0- 0	HOME	1- 1	6- 0	5- 0			
2- 6	0- 0	0- 1	AWAY	0- 1	2- 4	1- 4			
1- 1	0- 0	0- 0	NEUTRAL	0- 1	1- 0	1- 0			

RPI S	Opponent	Score	RPI S	Opponent	Score	RPI S	Opponent	Score	RPI S	Opponent	Score	Team's RPI: 105
			30  Rice	51  61		58  Wright St.	88 85		110  Old Dominion	60 53		
						64  Middle Tenn.	55  62		110  Old Dominion	69 59		
						82  Fordham	64  71		125  Lehigh	62 60		
						95  Western Ky.	58  76		134  Mercer	40  57		
						97  Virginia	61  65		147  Wake Forest	43  69		
						100  UAB	60 56		150  Davidson	78 66		
						100 N UAB	55  70		172  Louisiana Tech	51  88		
									172 N Louisiana Tech	55 46		
									174  UNC Asheville	70 53		
									176  North Texas	63  68		
									183 N Liberty	63 61		
									192  East Carolina	52 46		
									195  Southern Miss.	54  65		
									195  Southern Miss.	59 46		
									201  Bethune-Cookman	73 69		
									222  Marshall	62  63		
									257  Wofford	85 63		
									259  UTEP	62 39		
									302  UTSA	66 54		
									307  Fla. Atlantic	68 47		
									322  FIU	62 53		
									322  FIU	69 54		
LAST 12 Division I GAMES:												
			172 N Louisiana Tech	55 46		110  Old Dominion	69 59					
			100 N UAB	55  70		100  UAB	60 56					
			125  Lehigh	62 60		64  Middle Tenn.	55  62					
			195  Southern Miss.	59 46		176  North Texas	63  68					
			322  FIU	62 53		30  Rice	51  61					
			110  Old Dominion	60 53		259  UTEP	62 39					

Non-Div I Games:

Charlotte

 Loss,
  Non-Conf, S Site,
  Home
  Away
 N Neutral

Chattanooga

Through Games Of March 16, 2019

Average RPI Win: 246	WON-LOST	WINNING	LAST 10	STRENGTH OF	OPP. STRENGTH	TEAM	ADJ.	CONF.	ADJ CONF.
Average RPI Loss: 116	RECORD	PCT. RANK	GAMES	SCHEDULE	OF SCHEDULE	RPI	RPI	RPI	RPI
DIV. I ONLY	13- 17	212	1- 1	79	228	168	168	28	28
DIV. I NON-CONF.	4- 10	264	0- 0	2	51	84	84	24	24
TOTALS	RPI 1-25	RPI 26-50	W-L RECORDS	RPI 51-100	RPI 101-999	RPI 150+			
13- 17	0- 3	0- 3	OVERALL	1- 2	12- 9	12- 5			
7- 6	0- 2	0- 2	HOME	0- 0	7- 2	7- 0			
3- 8	0- 1	0- 0	AWAY	0- 1	3- 6	3- 4			
3- 3	0- 0	0- 1	NEUTRAL	1- 1	2- 1	2- 1			
4- 10	0- 3	0- 3	NON-CONFERENCE	1- 2	3- 2	3- 0			
1- 5	0- 2	0- 2	HOME	0- 0	1- 1	1- 0			
1- 3	0- 1	0- 0	AWAY	0- 1	1- 1	1- 0			
2- 2	0- 0	0- 1	NEUTRAL	1- 1	1- 0	1- 0			
9- 7	0- 0	0- 0	CONFERENCE	0- 0	9- 7	9- 5			
6- 1	0- 0	0- 0	HOME	0- 0	6- 1	6- 0			
2- 5	0- 0	0- 0	AWAY	0- 0	2- 5	2- 4			
1- 1	0- 0	0- 0	NEUTRAL	0- 0	1- 1	1- 1			

RPI 1-25				RPI 26-50				RPI 51-100				RPI 101+ Team's RPI: 168			
RPI	S	Opponent	Score	RPI	S	Opponent	Score	RPI	S	Opponent	Score	RPI	S	Opponent	Score
3	H	Louisville	49 75	26	H	South Dakota St.	54 71	54	N	Maine	66 61	113	H	UT Martin	79 81
9	H	NC State	58 78	32	N	Central Mich.	50 73	64	N	Middle Tenn.	47 58	128	A	Northern Colo.	65 68
15	A	UCF	37 75	46	H	Belmont	51 67	72	A	Virginia Tech	59 74	134	A	Mercer	58 65
												134	H	Mercer	56 62
												183	H	Liberty	75 60
												184	N	Saint Louis	71 61
												193	A	Furman	54 61
												193	H	Furman	73 53
												193	N	Furman	67 73
												202	A	Hampton	58 50
												242	A	ETSU	54 64
												242	H	ETSU	76 67
												257	A	Wofford	60 64
												257	H	Wofford	89 82
												290	A	Samford	73 63
												290	H	Samford	61 56
												309	A	UNC Greensboro	49 53
												309	H	UNC Greensboro	64 54
												309	N	UNC Greensboro	72 62
												341	A	Western Caro.	65 50
												341	H	Western Caro.	72 58
LAST 12 Division I GAMES:															
		309 N UNC Greensboro	72 62			290 H Samford	61 56								
		193 N Furman	67 73			257 A Wofford	60 64								
		54 N Maine	66 61			193 A Furman	54 61								
		341 A Western Caro.	65 50			242 A ETSU	54 64								
		309 A UNC Greensboro	49 53			309 H UNC Greensboro	64 54								
		134 H Mercer	56 62			341 H Western Caro.	72 58								

Non-Div I Games: Lee 61 55

Chattanooga

Loss, Non-Conf, S Site, H Home A Away N Neutral

Average RPI Win: 340		WON-LOST	WINNING	LAST 10	STRENGTH OF	OPP. STRENGTH	TEAM	ADJ.	CONF.	ADJ CONF.
Average RPI Loss: 221		RECORD	PCT. RANK	GAMES	SCHEDULE	OF SCHEDULE	RPI	RPI	RPI	RPI
DIV. I ONLY		2- 28	350	0- 1	293	335	348	348	30	30
DIV. I NON-CONF.		0- 13	336	0- 0	251	319	346	346	30	30
TOTALS		RPI 1-25	RPI 26-50	W-L RECORDS	RPI 51-100	RPI 101-999	RPI 150+			
2- 28	0- 0		0- 0	OVERALL	0- 1	2- 27	2- 21			
2- 11	0- 0		0- 0	HOME	0- 1	2- 10	2- 9			
0- 15	0- 0		0- 0	AWAY	0- 0	0- 15	0- 11			
0- 2	0- 0		0- 0	NEUTRAL	0- 0	0- 2	0- 1			
0- 13	0- 0		0- 0	NON-CONFERENCE	0- 1	0- 12	0- 9			
0- 5	0- 0		0- 0	HOME	0- 1	0- 4	0- 4			
0- 7	0- 0		0- 0	AWAY	0- 0	0- 7	0- 4			
0- 1	0- 0		0- 0	NEUTRAL	0- 0	0- 1	0- 1			
2- 15	0- 0		0- 0	CONFERENCE	0- 0	2- 15	2- 12			
2- 6	0- 0		0- 0	HOME	0- 0	2- 6	2- 5			
0- 8	0- 0		0- 0	AWAY	0- 0	0- 8	0- 7			
0- 1	0- 0		0- 0	NEUTRAL	0- 0	0- 1	0- 0			

[illegible]

Non-Div I Games:

Chicago St.

Loss, Non-Conf, S Site, H Home A Away N Neutral

RPI	S	Opponent	Score	
337	H	Seattle U	64	61
342	A	Grand Canyon	49	84
342	H	Grand Canyon	50	48

Chicago St.

C
h
i
c
a
g
o
s
t
.

C
h
i
c
a
g
o
s
t
.

Average RPI Win:	194	WON-LOST	WINNING	LAST 10	STRENGTH OF	OPP. STRENGTH	TEAM	ADJ.	CONF.	ADJ CONF.
Average RPI Loss:	81	RECORD	PCT. RANK	GAMES	SCHEDULE	OF SCHEDULE	RPI	RPI	RPI	RPI
DIV. I ONLY	21- 10	73	1- 0	127	87	77	77	9	9	
DIV. I NON-CONF.	8- 5	119	0- 0	211	155	153	153	8	8	
TOTALS	RPI 1-25	RPI 26-50	W-L RECORDS	RPI 51-100	RPI 101-999	RPI 150+				
21- 10	0- 4	0- 1	OVERALL	1- 0	20- 5	16- 2				
14- 2	0- 1	0- 0	HOME	1- 0	13- 1	10- 0				
6- 7	0- 2	0- 1	AWAY	0- 0	6- 4	5- 2				
1- 1	0- 1	0- 0	NEUTRAL	0- 0	1- 0	1- 0				
8- 5	0- 0	0- 1	NON-CONFERENCE	1- 0	7- 4	6- 1				
7- 1	0- 0	0- 0	HOME	1- 0	6- 1	5- 0				
1- 4	0- 0	0- 1	AWAY	0- 0	1- 3	1- 1				
0- 0	0- 0	0- 0	NEUTRAL	0- 0	0- 0	0- 0				
13- 5	0- 4	0- 0	CONFERENCE	0- 0	13- 1	10- 1				
7- 1	0- 1	0- 0	HOME	0- 0	7- 0	5- 0				
5- 3	0- 2	0- 0	AWAY	0- 0	5- 1	4- 1				
1- 1	0- 1	0- 0	NEUTRAL	0- 0	1- 0	1- 0				

RPI 1-25				RPI 26-50				RPI 51-100 Team's RPI: 77				RPI 101+			
RPI	S	Opponent	Score	RPI	S	Opponent	Score	RPI	S	Opponent	Score	RPI	S	Opponent	Score
6	A	UConn	38 82	44	A	Miami (OH)	65 78	92	H	VCU	66 54	101	A	Ohio St.	56 69
6	H	UConn	55 65									110	H	Old Dominion	72 76
15	A	UCF	55 56									111	H	Houston	68 57
15	N	UCF	58 66									115	A	South Fla.	57 56
												115	H	South Fla.	57 43
												127	A	Pittsburgh	48 65
												141	H	Yale	66 52
												156	A	Tulsa	70 50
												156	H	Tulsa	74 47
												165	A	Temple	70 78
												165	H	Temple	72 52
												169	A	Tulane	80 65
												184	A	Saint Louis	51 50
												192	A	East Carolina	68 57
												218	H	Xavier	79 61
												220	A	Ball St.	63 75
												229	H	Howard	85 51
												232	H	SMU	69 57
												234	A	Memphis	89 69
												234	H	Memphis	80 56
												234	N	Memphis	68 48
												242	H	ETSU	77 64
												258	H	Wichita St.	82 54
												261	H	Austin Peay	69 48
												330	H	Lipscomb	71 55
LAST 12 Division I GAMES:															
234	N	Memphis	68 48	165	A	Temple	70 78								
15	N	UCF	58 66	234	A	Memphis	89 69								
169	A	Tulane	80 65	258	H	Wichita St.	82 54								
115	H	South Fla.	57 43	6	H	UConn	55 65								
192	A	East Carolina	68 57	115	A	South Fla.	57 56								
156	H	Tulsa	74 47	234	H	Memphis	80 56								

Non-Div I Games:

Cincinnati

■ Loss,
■ Non-Conf,
■ S Site,
■ H Home
■ A Away
N Neutral

Average RPI Win:	132	WON-LOST	WINNING	LAST 10	STRENGTH OF	OPP. STRENGTH	TEAM	ADJ.	CONF.	ADJ CONF.
Average RPI Loss:	49	RECORD	PCT. RANK	GAMES	SCHEDULE	OF SCHEDULE	RPI	RPI	RPI	RPI
DIV. I ONLY	19- 12	108	1- 0	29	21	51	51	1	1	
DIV. I NON-CONF.	9- 4	85	0- 0	169	116	117	117	1	1	
TOTALS	RPI 1-25	RPI 26-50	W-L RECORDS	RPI 51-100	RPI 101-999	RPI 150+				
19- 12	3- 6	1- 1	OVERALL	4- 3	11- 2	6- 1				
12- 5	1- 3	1- 1	HOME	3- 0	7- 1	5- 0				
5- 5	2- 2	0- 0	AWAY	0- 2	3- 1	0- 1				
2- 2	0- 1	0- 0	NEUTRAL	1- 1	1- 0	1- 0				
9- 4	0- 1	1- 0	NON-CONFERENCE	0- 1	8- 2	6- 1				
8- 1	0- 0	1- 0	HOME	0- 0	7- 1	5- 0				
0- 2	0- 1	0- 0	AWAY	0- 0	0- 1	0- 1				
1- 1	0- 0	0- 0	NEUTRAL	0- 1	1- 0	1- 0				
10- 8	3- 5	0- 1	CONFERENCE	4- 2	3- 0	0- 0				
4- 4	1- 3	0- 1	HOME	3- 0	0- 0	0- 0				
5- 3	2- 1	0- 0	AWAY	0- 2	3- 0	0- 0				
1- 1	0- 1	0- 0	NEUTRAL	1- 0	0- 0	0- 0				

RPI	S	Opponent	Score	RPI	S	Opponent	Score	RPI	S	Opponent	Score	RPI	S	Opponent	Score
1	H	Notre Dame	63 101	37	H	North Carolina	64 70	59	N	Tennessee	66 78	114	H	High Point	83 64
3	H	Louisville	44 76	46	H	Belmont	65 62	68	A	Georgia Tech	53 75	127	A	Pittsburgh	65 59
3	N	Louisville	67 75					68	H	Georgia Tech	71 61	130	H	Appalachian St.	87 48
9	A	NC State	51 54					72	H	Virginia Tech	73 66	133	A	Boston College	91 58
10	H	Syracuse	75 84					72	N	Virginia Tech	80 79	147	A	Wake Forest	69 53
18	A	South Carolina	57 69					78	A	Duke	59 63	150	H	Davidson	80 90
19	A	Miami (FL)	76 67					97	H	Virginia	71 65	154	N	Oklahoma	74 62
21	A	Florida St.	57 45									157	A	Alabama	56 76
21	H	Florida St.	73 68									222	H	Marshall	68 54
												225	H	Illinois	69 67
												257	H	Wofford	85 77
												260	H	Rhode Island	80 67
												330	H	Lipscomb	68 26
LAST 12 Division I GAMES:															
72	N	Virginia Tech	80 79	133	A	Boston College	91 58								
3	N	Louisville	67 75	21	H	Florida St.	73 68								
154	N	Oklahoma	74 62	37	H	North Carolina	64 70								
78	A	Duke	59 63	147	A	Wake Forest	69 53								
72	H	Virginia Tech	73 66	3	H	Louisville	44 76								
68	A	Georgia Tech	53 75	1	H	Notre Dame	63 101								

Non-Div I Games:

Clemson

■ Loss,
■ Non-Conf,
■ S Site,
■ H Home
■ A Away
N Neutral

Average RPI Win:	293	WON-LOST	WINNING	LAST 10	STRENGTH OF	OPP. STRENGTH	TEAM	ADJ.	CONF.	ADJ CONF.
Average RPI Loss:	141	RECORD	PCT. RANK	GAMES	SCHEDULE	OF SCHEDULE	RPI	RPI	RPI	RPI
DIV. I ONLY	8- 20	282	0- 1	233	221	285	285	21	21	
DIV. I NON-CONF.	1- 8	322	0- 0	151	216	312	312	19	19	
TOTALS	RPI 1-25	RPI 26-50	W-L RECORDS	RPI 51-100	RPI 101-999	RPI 150+				
8- 20	0- 0	0- 1	OVERALL	0- 6	8- 13	7- 9				
5- 7	0- 0	0- 0	HOME	0- 3	5- 4	4- 2				
3- 12	0- 0	0- 1	AWAY	0- 3	3- 8	3- 6				
0- 1	0- 0	0- 0	NEUTRAL	0- 0	0- 1	0- 1				
1- 8	0- 0	0- 1	NON-CONFERENCE	0- 1	1- 6	0- 6				
1- 2	0- 0	0- 0	HOME	0- 1	1- 1	0- 1				
0- 5	0- 0	0- 1	AWAY	0- 0	0- 4	0- 4				
0- 1	0- 0	0- 0	NEUTRAL	0- 0	0- 1	0- 1				
7- 12	0- 0	0- 0	CONFERENCE	0- 5	7- 7	7- 3				
4- 5	0- 0	0- 0	HOME	0- 2	4- 3	4- 1				
3- 7	0- 0	0- 0	AWAY	0- 3	3- 4	3- 2				
0- 0	0- 0	0- 0	NEUTRAL	0- 0	0- 0	0- 0				

RPI 1-25				RPI 26-50				RPI 51-100				RPI 101+ Team's RPI: 285			
RPI	S	Opponent	Score	RPI	S	Opponent	Score	RPI	S	Opponent	Score	RPI	S	Opponent	Score
				34	A	Ohio	54 72					122	A	Youngstown St.	55 73
								58	A	Wright St.	52 78	122	H	Youngstown St.	61 74
								58	H	Wright St.	65 70	132	H	Illinois St.	67 63
								69	A	Green Bay	30 73	135	A	IUPUI	36 64
								69	A	Green Bay	53 62	135	H	IUPUI	50 75
								69	H	Green Bay	63 76	153	H	Bradley	65 67
								85	H	Toledo	60 65	169	N	Tulane	72 81
												196	A	Eastern Mich.	63 69
												197	A	Milwaukee	53 59
												197	H	Milwaukee	60 78
												220	A	Ball St.	62 67
												222	A	Marshall	64 86
												244	A	Northern Ky.	55 74
												244	H	Northern Ky.	76 47
												273	A	San Diego	82 83
												310	A	Oakland	64 62
												310	H	Oakland	98 90
												336	A	Detroit Mercy	67 49
												336	H	Detroit Mercy	67 51
												339	A	UIC	74 48
												339	H	UIC	71 53
LAST 12 Division I GAMES:															
				69	A	Green Bay	30 73	135	A	IUPUI	36 64				
				122	H	Youngstown St.	61 74	339	A	UIC	74 48				
				244	A	Northern Ky.	55 74	310	H	Oakland	98 90				
				58	A	Wright St.	52 78	336	H	Detroit Mercy	67 51				
				69	H	Green Bay	63 76	122	A	Youngstown St.	55 73				
				197	H	Milwaukee	60 78	58	H	Wright St.	65 70				

Non-Div I Games: Lake Erie 79 49 Salem (WV) 113 81

Cleveland St.

■ Loss,
 ■ Non-Conf,
 ■ S Site,
 ■ Home
 ■ A Away
 N Neutral

Average RPI Win:	245	WON-LOST	WINNING	LAST 10	STRENGTH OF	OPP. STRENGTH	TEAM	ADJ.	CONF.	ADJ CONF.
Average RPI Loss:	111	RECORD	PCT. RANK	GAMES	SCHEDULE	OF SCHEDULE	RPI	RPI	RPI	RPI
DIV. I ONLY	15- 14	157	1- 0	202	188	179	179	12	12	
DIV. I NON-CONF.	6- 3	91	0- 0	281	300	170	170	14	14	
TOTALS	RPI 1-25	RPI 26-50	W-L RECORDS	RPI 51-100	RPI 101-999	RPI 150+				
15- 14	0- 0	0- 2	OVERALL	0- 7	15- 5	13- 3				
9- 5	0- 0	0- 0	HOME	0- 4	9- 1	8- 1				
6- 6	0- 0	0- 0	AWAY	0- 3	6- 3	5- 2				
0- 3	0- 0	0- 2	NEUTRAL	0- 0	0- 1	0- 0				
6- 3	0- 0	0- 2	NON-CONFERENCE	0- 0	6- 1	6- 1				
4- 0	0- 0	0- 0	HOME	0- 0	4- 0	4- 0				
2- 1	0- 0	0- 0	AWAY	0- 0	2- 1	2- 1				
0- 2	0- 0	0- 2	NEUTRAL	0- 0	0- 0	0- 0				
9- 11	0- 0	0- 0	CONFERENCE	0- 7	9- 4	7- 2				
5- 5	0- 0	0- 0	HOME	0- 4	5- 1	4- 1				
4- 5	0- 0	0- 0	AWAY	0- 3	4- 2	3- 1				
0- 1	0- 0	0- 0	NEUTRAL	0- 0	0- 1	0- 0				

RPI 1-25				RPI 26-50				RPI 51-100				RPI 101+ Team's RPI: 179			
RPI	S	Opponent	Score	RPI	S	Opponent	Score	RPI	S	Opponent	Score	RPI	S	Opponent	Score
				30	N	Rice	52 56	60	H	Little Rock	47 60	130	A	Appalachian St.	53 67
				49	N	Auburn	78 84	75	A	UT Arlington	53 79	130	H	Appalachian St.	74 66
								75	H	UT Arlington	64 67	130	N	Appalachian St.	42 78
								93	A	Troy	76 89	144	A	Georgia St.	67 62
								93	H	Troy	81 82	159	A	UC Riverside	43 62
								98	A	South Alabama	50 67	162	A	Texas St.	58 73
								98	H	South Alabama	78 88	162	H	Texas St.	77 70
												190	H	Arkansas St.	88 72
												190	H	Arkansas St.	63 49
												219	H	Bowling Green	81 80
												234	H	Memphis	90 71
												268	A	Louisiana	76 58
												268	H	Louisiana	67 62
												287	A	Ga. Southern	76 73
												299	H	South Carolina St.	57 44
												300	A	La.-Monroe	79 54
												300	H	La.-Monroe	57 60
												309	A	UNC Greensboro	78 71
												335	A	N.C. Central	89 66
												341	H	Western Caro.	77 59
LAST 12 Division I GAMES:															
				190	H	Arkansas St.	63 49	144	A	Georgia St.	67 62				
				130	N	Appalachian St.	42 78	287	A	Ga. Southern	76 73				
				93	A	Troy	76 89	130	H	Appalachian St.	74 66				
				98	A	South Alabama	50 67	162	H	Texas St.	77 70				
				300	H	La.-Monroe	57 60	75	H	UT Arlington	64 67				
				268	H	Louisiana	67 62	268	A	Louisiana	76 58				

Non-Div I Games: N.C. Wesleyan 126 65 Meredith 128 39

Coastal Caro.

■ Loss,
 ■ Non-Conf, S Site,
 ■ Home
 ■ Away
 N Neutral

Average RPI Win:	244	WON-LOST	WINNING	LAST 10	STRENGTH OF	OPP. STRENGTH	TEAM	ADJ.	CONF.	ADJ CONF.
Average RPI Loss:	157	RECORD	PCT. RANK	GAMES	SCHEDULE	OF SCHEDULE	RPI	RPI	RPI	RPI
DIV. I ONLY	6- 23	318	0- 1	160	219	296	296	10	10	
DIV. I NON-CONF.	3- 7	256	0- 0	286	351	320	320	10	10	
TOTALS	RPI 1-25	RPI 26-50	W-L RECORDS	RPI 51-100	RPI 101-999	RPI 150+				
6- 23	0- 0	0- 2	OVERALL	0- 4	6- 17	6- 10				
4- 10	0- 0	0- 1	HOME	0- 2	4- 7	4- 4				
2- 12	0- 0	0- 1	AWAY	0- 2	2- 9	2- 5				
0- 1	0- 0	0- 0	NEUTRAL	0- 0	0- 1	0- 1				
3- 7	0- 0	0- 0	NON-CONFERENCE	0- 0	3- 7	3- 6				
2- 3	0- 0	0- 0	HOME	0- 0	2- 3	2- 3				
1- 4	0- 0	0- 0	AWAY	0- 0	1- 4	1- 3				
0- 0	0- 0	0- 0	NEUTRAL	0- 0	0- 0	0- 0				
3- 16	0- 0	0- 2	CONFERENCE	0- 4	3- 10	3- 4				
2- 7	0- 0	0- 1	HOME	0- 2	2- 4	2- 1				
1- 8	0- 0	0- 1	AWAY	0- 2	1- 5	1- 2				
0- 1	0- 0	0- 0	NEUTRAL	0- 0	0- 1	0- 1				

RPI 1-25			RPI 26-50			RPI 51-100			RPI 101+			Team's RPI: 296			
RPI	S	Opponent	Score	RPI	S	Opponent	Score	RPI	S	Opponent	Score	RPI	S	Opponent	Score
				36	A	James Madison	35 76	63	A	Drexel	53 76	107	A	Towson	61 87
				36	H	James Madison	50 91	63	H	Drexel	42 65	107	H	Towson	61 77
								96	A	Northeastern	69 81	123	A	UNCW	49 71
								96	H	Northeastern	56 87	123	H	UNCW	62 66
												130	A	Appalachian St.	66 80
												138	A	Delaware	50 74
												138	H	Delaware	60 72
												161	A	William & Mary	66 54
												161	H	William & Mary	79 77
												161	N	William & Mary	41 61
												193	H	Furman	67 70
												198	A	Campbell	65 66
												226	A	George Mason	52 66
												230	A	Hofstra	49 68
												230	H	Hofstra	70 62
												240	A	Elon	68 76
												240	H	Elon	52 72
												257	A	Wofford	58 78
												280	H	Charleston So.	79 52
												299	H	South Carolina St.	75 51
												306	H	Winthrop	64 71
												315	H	Presbyterian	65 71
												330	A	Lipscomb	65 63
LAST 12 Division I GAMES:															
				161	N	William & Mary	41 61	107	A	Towson	61 87				
				123	H	UNCW	62 66	36	A	James Madison	35 76				
				96	A	Northeastern	69 81	240	H	Elon	52 72				
				230	A	Hofstra	49 68	161	H	William & Mary	79 77				
				63	H	Drexel	42 65	230	H	Hofstra	70 62				
				138	H	Delaware	60 72	96	H	Northeastern	56 87				

Non-Div I Games: North Greenville 95 62

Col. of Charleston

■ Loss,
 ■ Non-Conf, S Site,
 ■ Home
 ■ Away
 N Neutral

Average RPI Win:	276	WON-LOST	WINNING	LAST 10	STRENGTH OF	OPP. STRENGTH	TEAM	ADJ.	CONF.	ADJ CONF.
Average RPI Loss:	166	RECORD	PCT. RANK	GAMES	SCHEDULE	OF SCHEDULE	RPI	RPI	RPI	RPI
DIV. I ONLY	12- 17	222	0- 1	268	269	250	250	18	18	
DIV. I NON-CONF.	4- 6	212	0- 0	331	340	304	304	21	21	
TOTALS	RPI 1-25	RPI 26-50	W-L RECORDS	RPI 51-100	RPI 101-999	RPI 150+				
12- 17	0- 0	0- 2	OVERALL	0- 2	12- 13	12- 8				
6- 7	0- 0	0- 1	HOME	0- 1	6- 5	6- 4				
6- 10	0- 0	0- 1	AWAY	0- 1	6- 8	6- 4				
0- 0	0- 0	0- 0	NEUTRAL	0- 0	0- 0	0- 0				
4- 6	0- 0	0- 0	NON-CONFERENCE	0- 0	4- 6	4- 4				
3- 1	0- 0	0- 0	HOME	0- 0	3- 1	3- 1				
1- 5	0- 0	0- 0	AWAY	0- 0	1- 5	1- 3				
0- 0	0- 0	0- 0	NEUTRAL	0- 0	0- 0	0- 0				
8- 11	0- 0	0- 2	CONFERENCE	0- 2	8- 7	8- 4				
3- 6	0- 0	0- 1	HOME	0- 1	3- 4	3- 3				
5- 5	0- 0	0- 1	AWAY	0- 1	5- 3	5- 1				
0- 0	0- 0	0- 0	NEUTRAL	0- 0	0- 0	0- 0				

RPI S	Opponent	Score	RPI S	Opponent	Score	RPI S	Opponent	Score	RPI S	Opponent	Score	Team's RPI: 250
42	A Bucknell	58 76	42	H Bucknell	62 90	73	A American	57 76	119	A Dayton	58 67	
						73	H American	66 71	125	A Lehigh	58 86	
									125	A Lehigh	68 78	
									125	H Lehigh	63 75	
									141	A Yale	61 80	
									173	A Holy Cross	70 67	
									173	H Holy Cross	67 80	
									175	A Boston U.	81 72	
									175	H Boston U.	53 61	
									226	A George Mason	61 64	
									253	H Columbia	84 71	
									256	A Navy	52 67	
									256	H Navy	49 62	
									266	A Loyola Maryland	58 47	
									266	H Loyola Maryland	73 64	
									271	A Niagara	69 74	
									277	A Siena	53 55	
									286	H Canisius	67 53	
									291	A Army West Point	70 58	
									291	H Army West Point	85 80	
									320	A Lafayette	77 67	
									320	H Lafayette	60 49	
									325	H NJIT	53 71	
									328	A UMass Lowell	61 52	
									344	H Fairleigh Dickinson	71 52	
LAST 12 Division I GAMES:												
125	A Lehigh	68 78	42	A Bucknell	58 76	175	H Boston U.	53 61	320	A Lafayette	77 67	
320	A Lafayette	77 67	256	A Navy	52 67	73	H American	66 71	325	H NJIT	53 71	
173	H Holy Cross	67 80	291	A Army West Point	70 58	266	H Loyola Maryland	73 64	328	A UMass Lowell	61 52	
291	H Army West Point	85 80	125	H Lehigh	63 75							

Non-Div I Games:

Colgate

■ Loss,
 ■ Non-Conf,
 ■ S Site,
 ■ H Home
 ■ A Away
 N Neutral

Average RPI Win:	185	WON-LOST	WINNING	LAST 10	STRENGTH OF	OPP. STRENGTH	TEAM	ADJ.	CONF.	ADJ CONF.
Average RPI Loss:	59	RECORD	PCT. RANK	GAMES	SCHEDULE	OF SCHEDULE	RPI	RPI	RPI	RPI
DIV. I ONLY	12- 18	227	0- 1	91	26	178	178	2	2	
DIV. I NON-CONF.	10- 1	17	0- 0	214	175	43	43	2	2	
TOTALS	RPI 1-25	RPI 26-50	W-L RECORDS	RPI 51-100	RPI 101-999	RPI 150+				
12- 18	0- 7	1- 3	OVERALL	2- 5	9- 3	8- 1				
10- 7	0- 2	1- 2	HOME	2- 2	7- 1	6- 0				
1- 10	0- 4	0- 1	AWAY	0- 3	1- 2	1- 1				
1- 1	0- 1	0- 0	NEUTRAL	0- 0	1- 0	1- 0				
10- 1	0- 1	1- 0	NON-CONFERENCE	1- 0	8- 0	7- 0				
8- 0	0- 0	1- 0	HOME	1- 0	6- 0	5- 0				
1- 1	0- 1	0- 0	AWAY	0- 0	1- 0	1- 0				
1- 0	0- 0	0- 0	NEUTRAL	0- 0	1- 0	1- 0				
2- 17	0- 6	0- 3	CONFERENCE	1- 5	1- 3	1- 1				
2- 7	0- 2	0- 2	HOME	1- 2	1- 1	1- 0				
0- 9	0- 3	0- 1	AWAY	0- 3	0- 2	0- 1				
0- 1	0- 1	0- 0	NEUTRAL	0- 0	0- 0	0- 0				

RPI	S	Opponent	Score	RPI	S	Opponent	Score	RPI	S	Opponent	Score	RPI	S	Opponent	Score	Team's RPI: 178
4	H	Stanford	69 80	35	A	UCLA	50 84	53	A	Southern California	77 84	128	H	Northern Colo.	77 69	
5	A	Oregon	43 102	35	H	UCLA	60 64	53	H	Southern California	81 76	136	A	Washington	58 68	
19	A	Miami (FL)	58 73	37	H	North Carolina	86 74	80	A	Arizona	51 63	136	H	Washington	46 60	
23	A	Arizona St.	49 66	41	H	California	60 80	80	H	Arizona	67 69	158	A	Washington St.	48 74	
23	H	Arizona St.	70 76					89	A	Utah	59 78	158	H	Washington St.	72 61	
23	N	Arizona St.	49 66					89	H	Utah	61 76	180	N	Utah St.	78 68	
24	A	Oregon St.	65 89					99	H	Pepperdine	80 65	188	H	Prairie View	79 38	
												246	A	Nevada	65 52	
												256	H	Navy	59 43	
												281	H	Colorado St.	59 40	
												290	H	Samford	81 39	
												298	H	San Jose St.	76 64	
LAST 12 Division I GAMES:																
23	N	Arizona St.	49 66	23	A	Arizona St.	49 66									
35	A	UCLA	50 84	53	H	Southern California	81 76									
53	A	Southern California	77 84	35	H	UCLA	60 64									
136	H	Washington	46 60	5	A	Oregon	43 102									
158	H	Washington St.	72 61	24	A	Oregon St.	65 89									
80	A	Arizona	51 63	41	H	California	60 80									

Non-Div I Games:

Colorado

■ Loss,
■ Non-Conf,
■ S Site,
■ H Home
■ A Away
N Neutral

Average RPI Win:	221	WON-LOST	WINNING	LAST 10	STRENGTH OF	OPP. STRENGTH	TEAM	ADJ.	CONF.	ADJ CONF.
Average RPI Loss:	135	RECORD	PCT. RANK	GAMES	SCHEDULE	OF SCHEDULE	RPI	RPI	RPI	RPI
DIV. I ONLY	6- 22	311	0- 1	93	153	281	281	15	15	
DIV. I NON-CONF.	4- 5	190	0- 0	37	143	157	157	13	13	
TOTALS	RPI 1-25	RPI 26-50	W-L RECORDS	RPI 51-100	RPI 101-999	RPI 150+				
6- 22	0- 2	0- 3	OVERALL	0- 4	6- 13	6- 10				
6- 9	0- 1	0- 1	HOME	0- 2	6- 5	6- 3				
0- 12	0- 1	0- 2	AWAY	0- 2	0- 7	0- 6				
0- 1	0- 0	0- 0	NEUTRAL	0- 0	0- 1	0- 1				
4- 5	0- 2	0- 1	NON-CONFERENCE	0- 0	4- 2	4- 1				
4- 2	0- 1	0- 0	HOME	0- 0	4- 1	4- 0				
0- 3	0- 1	0- 1	AWAY	0- 0	0- 1	0- 1				
0- 0	0- 0	0- 0	NEUTRAL	0- 0	0- 0	0- 0				
2- 17	0- 0	0- 2	CONFERENCE	0- 4	2- 11	2- 9				
2- 7	0- 0	0- 1	HOME	0- 2	2- 4	2- 3				
0- 9	0- 0	0- 1	AWAY	0- 2	0- 6	0- 5				
0- 1	0- 0	0- 0	NEUTRAL	0- 0	0- 1	0- 1				

RPI 1-25				RPI 26-50				RPI 51-100				RPI 101+ Team's RPI: 281			
RPI	S	Opponent	Score	RPI	S	Opponent	Score	RPI	S	Opponent	Score	RPI	S	Opponent	Score
13	A	Gonzaga	39 50	27	A	BYU	42 51	55	A	New Mexico	58 70	121	A	Fresno St.	54 57
23	H	Arizona St.	39 70	38	A	Boise St.	57 70	55	H	New Mexico	56 79	121	H	Fresno St.	55 66
				38	H	Boise St.	63 72	62	A	Wyoming	32 56	128	H	Northern Colo.	47 53
								62	H	Wyoming	49 60	167	H	Denver	84 79
												178	A	Colorado	40 59
												180	A	Utah St.	59 70
												180	H	Utah St.	53 72
												180	N	Utah St.	59 62
												200	H	Cornell	56 53
												204	A	UNLV	45 60
												204	H	UNLV	52 49
												208	A	San Diego St.	45 54
												223	H	Northern Ariz.	65 54
												235	H	North Florida	61 59
												246	A	Nevada	57 68
												246	H	Nevada	38 62
												297	A	Air Force	48 63
												297	H	Air Force	55 48
												298	H	San Jose St.	70 78
LAST 12 Division I GAMES:															
180	N	Utah St.	59 62	298	H	San Jose St.	70 78								
204	A	UNLV	45 60	208	A	San Diego St.	45 54								
180	A	Utah St.	59 70	62	H	Wyoming	49 60								
55	H	New Mexico	56 79	246	A	Nevada	57 68								
38	H	Boise St.	63 72	297	H	Air Force	55 48								
62	A	Wyoming	32 56	38	A	Boise St.	57 70								

Non-Div I Games: Chadron St. 91 38 Eastern N.M. 72 46

Colorado St.

Loss, Non-Conf, S Site, H Home A Away N Neutral

Average RPI Win: 214	WON-LOST	WINNING	LAST 10	STRENGTH OF	OPP. STRENGTH	TEAM	ADJ.	CONF.	ADJ CONF.
Average RPI Loss: 154	RECORD	PCT. RANK	GAMES	SCHEDULE	OF SCHEDULE	RPI	RPI	RPI	RPI
DIV. I ONLY	8- 19	276	0- 1	145	189	253	253	11	11
DIV. I NON-CONF.	4- 9	252	0- 0	223	285	264	264	11	11
TOTALS	RPI 1-25	RPI 26-50	W-L RECORDS	RPI 51-100	RPI 101-999	RPI 150+			
8- 19	0- 0	0- 2	OVERALL	1- 4	7- 13	6- 9			
5- 7	0- 0	0- 1	HOME	1- 1	4- 5	4- 3			
3- 12	0- 0	0- 1	AWAY	0- 3	3- 8	2- 6			
0- 0	0- 0	0- 0	NEUTRAL	0- 0	0- 0	0- 0			
4- 9	0- 0	0- 0	NON-CONFERENCE	0- 1	4- 8	3- 6			
2- 3	0- 0	0- 0	HOME	0- 0	2- 3	2- 2			
2- 6	0- 0	0- 0	AWAY	0- 1	2- 5	1- 4			
0- 0	0- 0	0- 0	NEUTRAL	0- 0	0- 0	0- 0			
4- 10	0- 0	0- 2	CONFERENCE	1- 3	3- 5	3- 3			
3- 4	0- 0	0- 1	HOME	1- 1	2- 2	2- 1			
1- 6	0- 0	0- 1	AWAY	0- 2	1- 3	1- 2			
0- 0	0- 0	0- 0	NEUTRAL	0- 0	0- 0	0- 0			

RPI S	Opponent	Score	RPI S	Opponent	Score	RPI S	Opponent	Score	RPI S	Opponent	Score	Team's RPI: 253
49	A Princeton	59 65	49	H Princeton	64 79	52	A Penn	56 79	111	H Houston	72 83	
						52	H Penn	60 72	133	A Boston College	60 74	
						82	A Fordham	49 68	134	A Mercer	72 68	
						87	A Harvard	56 69	141	A Yale	61 69	
						87	H Harvard	75 65	141	H Yale	54 67	
									197	A Milwaukee	65 78	
									200	A Cornell	51 60	
									200	H Cornell	65 57	
									202	H Hampton	88 63	
									211	A Dartmouth	48 60	
									211	H Dartmouth	69 70	
									225	A Illinois	69 76	
									230	A Hofstra	65 63	
									236	A Saint Joseph's	61 68	
									237	H Albany (NY)	58 62	
									250	A Colgate	71 84	
									264	H Cal St. Fullerton	58 61	
									282	A Brown	83 81	
									282	H Brown	93 62	
									291	H Army West Point	70 49	
LAST 12 Division I GAMES:												
87	A Harvard	56 69	282	A Brown	83 81							
211	A Dartmouth	48 60	141	A Yale	61 69							
141	H Yale	54 67	211	H Dartmouth	69 70							
282	H Brown	93 62	87	H Harvard	75 65							
49	A Princeton	59 65	52	H Penn	60 72							
52	A Penn	56 79	49	H Princeton	64 79							

Non-Div I Games:

Columbia

■ Loss,
 ■ Non-Conf,
 ■ S Site,
 ■ H Home
 ■ A Away
 N Neutral

Average RPI Win: 318	WON-LOST	WINNING	LAST 10	STRENGTH OF	OPP. STRENGTH	TEAM	ADJ.	CONF.	ADJ CONF.
Average RPI Loss: 198	RECORD	PCT. RANK	GAMES	SCHEDULE	OF SCHEDULE	RPI	RPI	RPI	RPI
DIV. I ONLY	5- 25	331	1- 0	209	337	314	314	32	32
DIV. I NON-CONF.	0- 12	336	0- 0	16	160	244	244	32	32
TOTALS	RPI 1-25	RPI 26-50	W-L RECORDS	RPI 51-100	RPI 101-999	RPI 150+			
5- 25	0- 2	0- 1	OVERALL	0- 4	5- 18	5- 16			
2- 7	0- 0	0- 0	HOME	0- 0	2- 7	2- 7			
2- 16	0- 2	0- 1	AWAY	0- 3	2- 10	2- 8			
1- 2	0- 0	0- 0	NEUTRAL	0- 1	1- 1	1- 1			
0- 12	0- 2	0- 1	NON-CONFERENCE	0- 4	0- 5	0- 3			
0- 1	0- 0	0- 0	HOME	0- 0	0- 1	0- 1			
0- 10	0- 2	0- 1	AWAY	0- 3	0- 4	0- 2			
0- 1	0- 0	0- 0	NEUTRAL	0- 1	0- 0	0- 0			
5- 13	0- 0	0- 0	CONFERENCE	0- 0	5- 13	5- 13			
2- 6	0- 0	0- 0	HOME	0- 0	2- 6	2- 6			
2- 6	0- 0	0- 0	AWAY	0- 0	2- 6	2- 6			
1- 1	0- 0	0- 0	NEUTRAL	0- 0	1- 1	1- 1			

RPI 1-25				RPI 26-50				RPI 51-100				RPI 101+ Team's RPI: 314			
RPI	S	Opponent	Score	RPI	S	Opponent	Score	RPI	S	Opponent	Score	RPI	S	Opponent	Score
8	A	Mississippi St.	38 110	34	A	Ohio	62 87	66	A	FGCU	61 93	108	A	Minnesota	52 84
14	A	Maryland	36 93					79	A	West Virginia	37 78	110	A	Old Dominion	51 81
								97	A	Virginia	41 55	201	H	Bethune-Cookman	65 71
								100	N	UAB	61 86	201	N	Bethune-Cookman	49 55
												203	A	N.C. A&T	42 66
												205	A	UMES	54 74
												222	A	Marshall	67 88
												229	H	Howard	81 88
												251	A	Norfolk St.	54 51
												251	H	Norfolk St.	63 68
												271	A	Niagara	69 71
												299	A	South Carolina St.	55 60
												299	H	South Carolina St.	59 75
												304	H	UMBC	52 57
												311	A	Morgan St.	47 70
												311	H	Morgan St.	57 74
												311	N	Morgan St.	50 48
												335	A	N.C. Central	57 62
												340	A	Delaware St.	71 57
												340	H	Delaware St.	85 59
												345	A	Savannah St.	57 68
												345	H	Savannah St.	70 76
												346	H	Florida A&M	73 53
LAST 12 Division I GAMES:															
		311 N Morgan St.	50 48			205 A UMES	54 74								
		201 N Bethune-Cookman	49 55			299 A South Carolina St.	55 60								
		311 A Morgan St.	47 70			345 A Savannah St.	57 68								
		251 A Norfolk St.	54 51			311 H Morgan St.	57 74								
		340 H Delaware St.	85 59			201 H Bethune-Cookman	65 71								
		229 H Howard	81 88			346 H Florida A&M	73 53								

Non-Div I Games:

Coppin St.

■ Loss,
 ■ Non-Conf,
 ■ S Site,
 ■ Home
 ■ A Away
 N Neutral

Average RPI Win: 250	WON-LOST	WINNING	LAST 10	STRENGTH OF	OPP. STRENGTH	TEAM	ADJ.	CONF.	ADJ CONF.
Average RPI Loss: 128	RECORD	PCT. RANK	GAMES	SCHEDULE	OF SCHEDULE	RPI	RPI	RPI	RPI
DIV. I ONLY	12- 14	202	0- 1	215	190	200	200	11	11
DIV. I NON-CONF.	6- 5	143	0- 0	305	324	212	212	11	11
TOTALS	RPI 1-25	RPI 26-50	W-L RECORDS	RPI 51-100	RPI 101-999	RPI 150+			
12- 14	0- 0	0- 3	OVERALL	0- 4	12- 7	10- 4			
8- 4	0- 0	0- 1	HOME	0- 2	8- 1	7- 1			
4- 9	0- 0	0- 1	AWAY	0- 2	4- 6	3- 3			
0- 1	0- 0	0- 1	NEUTRAL	0- 0	0- 0	0- 0			
6- 5	0- 0	0- 0	NON-CONFERENCE	0- 0	6- 5	6- 2			
5- 0	0- 0	0- 0	HOME	0- 0	5- 0	5- 0			
1- 5	0- 0	0- 0	AWAY	0- 0	1- 5	1- 2			
0- 0	0- 0	0- 0	NEUTRAL	0- 0	0- 0	0- 0			
6- 9	0- 0	0- 3	CONFERENCE	0- 4	6- 2	4- 2			
3- 4	0- 0	0- 1	HOME	0- 2	3- 1	2- 1			
3- 4	0- 0	0- 1	AWAY	0- 2	3- 1	2- 1			
0- 1	0- 0	0- 1	NEUTRAL	0- 0	0- 0	0- 0			

RPI S	Opponent	Score	RPI S	Opponent	Score	RPI S	Opponent	Score	RPI S	Opponent	Score	Team's RPI: 200
49	A Princeton	64 68	49	H Princeton	46 75	52	A Penn	58 69	108	A Minnesota	45 65	
49	H Princeton		49	N Princeton	47 68	52	H Penn	46 59	125	A Lehigh	54 67	
						87	A Harvard	38 80	139	A Stony Brook	61 63	
						87	H Harvard	61 68	141	A Yale	43 41	
									141	H Yale	66 56	
									202	H Hampton	79 53	
									211	A Dartmouth	57 47	
									211	H Dartmouth	56 63	
									237	H Albany (NY)	48 34	
									253	A Columbia	57 65	
									253	H Columbia	60 51	
									255	A Binghamton	61 72	
									262	H St. Bonaventure	58 44	
									281	A Colorado St.	53 56	
									282	A Brown	65 53	
									282	H Brown	66 48	
									320	A Lafayette	62 59	
									328	H UMass Lowell	63 54	
									340	H Delaware St.	94 59	
LAST 12 Division I GAMES:												
49	N Princeton	47 68	49	A Princeton	64 68							
211	A Dartmouth	57 47	141	A Yale	43 41							
87	A Harvard	38 80	282	A Brown	65 53							
282	H Brown	66 48	87	H Harvard	61 68							
141	H Yale	66 56	211	H Dartmouth	56 63							
52	A Penn	58 69	49	H Princeton	46 75							

Non-Div I Games:

Cornell

Creighton

Through Games Of March 16, 2019

Average RPI Win:	154	WON-LOST	WINNING	LAST 10	STRENGTH OF	OPP. STRENGTH	TEAM	ADJ.	CONF.	ADJ CONF.
Average RPI Loss:	60	RECORD	PCT. RANK	GAMES	SCHEDULE	OF SCHEDULE	RPI	RPI	RPI	RPI
DIV. I ONLY	15- 16	181	1- 0	37	56	91	91	6	6	
DIV. I NON-CONF.	6- 5	143	0- 0	100	47	100	100	4	4	
TOTALS	RPI 1-25	RPI 26-50	W-L RECORDS	RPI 51-100	RPI 101-999	RPI 150+				
15- 16	2- 5	0- 2	OVERALL	3- 6	10- 3	6- 0				
6- 7	1- 2	0- 1	HOME	2- 2	3- 2	2- 0				
6- 9	1- 3	0- 1	AWAY	0- 4	5- 1	3- 0				
3- 0	0- 0	0- 0	NEUTRAL	1- 0	2- 0	1- 0				
6- 5	0- 2	0- 2	NON-CONFERENCE	1- 1	5- 0	4- 0				
2- 2	0- 1	0- 1	HOME	1- 0	1- 0	1- 0				
2- 3	0- 1	0- 1	AWAY	0- 1	2- 0	2- 0				
2- 0	0- 0	0- 0	NEUTRAL	0- 0	2- 0	1- 0				
9- 11	2- 3	0- 0	CONFERENCE	2- 5	5- 3	2- 0				
4- 5	1- 1	0- 0	HOME	1- 2	2- 2	1- 0				
4- 6	1- 2	0- 0	AWAY	0- 3	3- 1	1- 0				
1- 0	0- 0	0- 0	NEUTRAL	1- 0	0- 0	0- 0				

RPI S	Opponent	Score	RPI S	Opponent	Score	RPI S	Opponent	Score	RPI S	Opponent	Score
12	A Marquette	67 85	26	A South Dakota St.	48 74	56	A Villanova	62 67	115	N South Fla.	83 76
12	H Marquette	71 65	39	H South Dakota	65 77	56	H Villanova	52 54	117	A St. John's (NY)	65 63
17	H Drake	69 85				70	A Georgetown	53 62	117	H St. John's (NY)	45 51
20	A DePaul	85 82				70	H Georgetown	65 38	120	A Providence	73 64
20	A DePaul	69 80				74	A Butler	46 66	120	H Providence	63 77
20	H DePaul	67 74				74	H Butler	43 75	142	A Seton Hall	75 82
21	A Florida St.	52 71				74	N Butler	60 51	142	H Seton Hall	80 71
						88	A UNI	55 65	210	N Vanderbilt	75 55
						94	H Nebraska	74 65	218	A Xavier	53 52
									218	H Xavier	66 62
									258	A Wichita St.	83 71
									321	A North Dakota St.	86 51
									326	H Omaha	66 51
LAST 12 Division I GAMES:											
74	N Butler	60 51	74	A Butler	46 66						
20	A DePaul	69 80	142	H Seton Hall	80 71						
20	H DePaul	67 74	117	H St. John's (NY)	45 51						
12	H Marquette	71 65	56	A Villanova	62 67						
120	A Providence	73 64	70	A Georgetown	53 62						
218	A Xavier	53 52	120	H Providence	63 77						

Non-Div I Games:

Creighton

Loss, Non-Conf, S Site, H Home A Away N Neutral

Average RPI Win:	255	WON-LOST	WINNING	LAST 10	STRENGTH OF	OPP. STRENGTH	TEAM	ADJ.	CONF.	ADJ CONF.
Average RPI Loss:	126	RECORD	PCT. RANK	GAMES	SCHEDULE	OF SCHEDULE	RPI	RPI	RPI	RPI
DIV. I ONLY	13- 14	189	0- 1	265	149	211	211	11	11	
DIV. I NON-CONF.	7- 6	153	0- 1	323	238	245	245	11	11	
TOTALS	RPI 1-25	RPI 26-50	W-L RECORDS	RPI 51-100	RPI 101-999	RPI 150+				
13- 14	0- 1	0- 2	OVERALL	0- 5	13- 6	12- 4				
8- 5	0- 1	0- 1	HOME	0- 2	8- 1	7- 1				
5- 7	0- 0	0- 1	AWAY	0- 2	5- 4	5- 2				
0- 2	0- 0	0- 0	NEUTRAL	0- 1	0- 1	0- 1				
7- 6	0- 1	0- 0	NON-CONFERENCE	0- 1	7- 4	7- 3				
5- 1	0- 1	0- 0	HOME	0- 0	5- 0	5- 0				
2- 3	0- 0	0- 0	AWAY	0- 0	2- 3	2- 2				
0- 2	0- 0	0- 0	NEUTRAL	0- 1	0- 1	0- 1				
6- 8	0- 0	0- 2	CONFERENCE	0- 4	6- 2	5- 1				
3- 4	0- 0	0- 1	HOME	0- 2	3- 1	2- 1				
3- 4	0- 0	0- 1	AWAY	0- 2	3- 1	3- 0				
0- 0	0- 0	0- 0	NEUTRAL	0- 0	0- 0	0- 0				

RPI S	Opponent	Score	RPI S	Opponent	Score	RPI S	Opponent	Score	RPI S	Opponent	Score	Team's RPI: 211
25	H Buffalo	69 75	49	A Princeton	47 64	52	A Penn	52 56	133	A Boston College	68 99	
			49	H Princeton	75 82	52	H Penn	44 60	141	A Yale	49 64	
						64	N Middle Tenn.	58 70	141	H Yale	56 54	
						87	A Harvard	46 56	175	H Boston U.	64 44	
						87	H Harvard	57 73	200	A Cornell	63 56	
									200	H Cornell	47 57	
									253	A Columbia	70 69	
									253	H Columbia	60 48	
									255	H Binghamton	63 39	
									264	A Cal St. Fullerton	62 67	
									266	H Loyola Maryland	54 41	
									273	A San Diego	76 78	
									279	A Vermont	66 42	
									282	A Brown	81 61	
									282	H Brown	78 43	
									284	H Fairfield	59 46	
									289	N UC Santa Barbara	56 62	
									318	A New Hampshire	62 42	
									328	H UMass Lowell	70 54	
LAST 12 Division I GAMES:												
289	N	UC Santa Barbara	56	62	141	H	Yale	56	54			
200	H	Cornell	47	57	49	H	Princeton	75	82			
253	H	Columbia	60	48	52	H	Penn	44	60			
52	A	Penn	52	56	253	A	Columbia	70	69			
49	A	Princeton	47	64	200	A	Cornell	63	56			
282	H	Brown	78	43	141	A	Yale	49	64			

Non-Div I Games:

Dartmouth

■ Loss,
■ Non-Conf,
■ S Site,
■ H Home
■ A Away
N Neutral

RPI 1-25					
RPI	S	Opponent	Score		
9	A	NC State	45	75	
RPI 26-50					
RPI	S	Opponent	Score		
49	A	Princeton	57	65	
RPI 51-100					
RPI	S	Opponent	Score		
51	A	Clemson	90	80	
82	A	Fordham	60	56	
82	H	Fordham	42	58	
92	A	VCU	54	61	
RPI 101+					
RPI	S	Opponent	Score		
105	A	Charlotte	66	78	
114	H	High Point	71	62	
119	A	Dayton	69	83	
119	N	Dayton	67	84	
130	H	Appalachian St.	78	81	
137	A	Duquesne	62	47	
161	H	William & Mary	76	65	
174	A	UNC Asheville	56	69	
184	H	Saint Louis	60	57	
206	A	Massachusetts	64	49	
206	H	Massachusetts	58	70	
217	A	George Washington	62	42	
226	H	George Mason	67	59	
236	A	Saint Joseph's	54	66	
240	A	Elon	72	73	
243	A	Gardner-Webb	49	54	
260	A	Rhode Island	77	67	
260	H	Rhode Island	58	64	
262	H	St. Bonaventure	67	55	
262	H	St. Bonaventure	74	49	
275	H	Richmond	78	55	
280	A	Charleston So.	72	34	
283	H	La Salle	80	61	
315	H	Presbyterian	83	56	
Team's RPI: 150					
LAST 12 Division I GAMES:					
119	N	Dayton	67	84	
262	H	St. Bonaventure	74	49	
92	A	VCU	54	61	
260	H	Rhode Island	58	64	
184	H	Saint Louis	60	57	
119	A	Dayton	69	83	
206	A	Massachusetts	64	49	
82	H	Fordham	42	58	
262	H	St. Bonaventure	67	55	
236	A	Saint Joseph's	54	66	
283	H	La Salle	80	61	
217	A	George Washington	62	42	

Non-Div I Games:	Queens (NC)	80	47
------------------	-------------	----	----

Page 72

Average RPI Win: 197	WON-LOST	WINNING	LAST 10	STRENGTH OF	OPP. STRENGTH	TEAM	ADJ.	CONF.	ADJ CONF.
Average RPI Loss: 103	RECORD	PCT. RANK	GAMES	SCHEDULE	OF SCHEDULE	RPI	RPI	RPI	RPI
DIV. I ONLY	17- 13	131	2- 0	101	127	119	119	17	17
DIV. I NON-CONF.	5- 6	177	0- 0	20	39	94	94	16	16
TOTALS	RPI 1-25	RPI 26-50	W-L RECORDS	RPI 51-100	RPI 101-999	RPI 150+			
17- 13	1- 2	0- 1	OVERALL	3- 6	13- 4	11- 3			
13- 1	1- 0	0- 0	HOME	2- 1	10- 0	9- 0			
2- 10	0- 2	0- 1	AWAY	0- 3	2- 4	2- 3			
2- 2	0- 0	0- 0	NEUTRAL	1- 2	1- 0	0- 0			
5- 6	1- 2	0- 1	NON-CONFERENCE	2- 3	2- 0	2- 0			
4- 1	1- 0	0- 0	HOME	1- 1	2- 0	2- 0			
0- 4	0- 2	0- 1	AWAY	0- 1	0- 0	0- 0			
1- 1	0- 0	0- 0	NEUTRAL	1- 1	0- 0	0- 0			
12- 7	0- 0	0- 0	CONFERENCE	1- 3	11- 4	9- 3			
9- 0	0- 0	0- 0	HOME	1- 0	8- 0	7- 0			
2- 6	0- 0	0- 0	AWAY	0- 2	2- 4	2- 3			
1- 1	0- 0	0- 0	NEUTRAL	0- 1	1- 0	0- 0			

RPI 1-25				RPI 26-50				RPI 51-100				RPI 101+ Team's RPI: 119			
RPI	S	Opponent	Score	RPI	S	Opponent	Score	RPI	S	Opponent	Score	RPI	S	Opponent	Score
14	A	Maryland	71 82	36	A	James Madison	55 68	68	N	Georgia Tech	85 66	137	A	Duquesne	57 85
18	A	South Carolina	55 65					69	A	Green Bay	35 51	150	H	Davidson	83 69
25	H	Buffalo	72 59					72	N	Virginia Tech	57 69	150	N	Davidson	84 67
								82	A	Fordham	48 57	184	A	Saint Louis	65 68
								82	H	Fordham	72 50	184	H	Saint Louis	73 57
								85	H	Toledo	70 49	206	H	Massachusetts	75 47
								92	A	VCU	62 64	217	A	George Washington	45 46
								92	N	VCU	52 61	217	H	George Washington	62 53
								96	H	Northeastern	79 84	226	A	George Mason	51 54
												236	H	Saint Joseph's	72 65
												250	H	Colgate	67 58
												260	A	Rhode Island	74 62
												262	A	St. Bonaventure	62 49
												275	H	Richmond	71 50
												283	H	La Salle	65 38
												283	H	La Salle	84 45
												331	H	Evansville	69 30
LAST 12 Division I GAMES:															
283	H	La Salle	65 38	150	H	Davidson	83 69	217	H	George Washington	62 53				
150	N	Davidson	84 67	92	A	VCU	62 64	137	A	Duquesne	57 85				
92	N	VCU	52 61	275	H	Richmond	71 50	260	A	Rhode Island	74 62				
184	H	Saint Louis	73 57												
82	A	Fordham	48 57												
226	A	George Mason	51 54												

Non-Div I Games:

Dayton

■ Loss,
 ■ Non-Conf,
 ■ S Site,
 ■ H Home
 ■ A Away
 N Neutral

Average RPI Win: 125	WON-LOST	WINNING	LAST 10	STRENGTH OF	OPP. STRENGTH	TEAM	ADJ.	CONF.	ADJ CONF.
Average RPI Loss: 39	RECORD	PCT. RANK	GAMES	SCHEDULE	OF SCHEDULE	RPI	RPI	RPI	RPI
DIV. I ONLY	26- 7	32	1- 0	43	27	20	20	6	6
DIV. I NON-CONF.	9- 3	62	0- 0	73	10	38	38	4	4
TOTALS	RPI 1-25	RPI 26-50	W-L RECORDS	RPI 51-100	RPI 101-999	RPI 150+			
26- 7	1- 5	2- 0	OVERALL	9- 1	14- 1	7- 0			
14- 4	1- 2	0- 0	HOME	5- 1	8- 1	4- 0			
10- 2	0- 2	0- 0	AWAY	4- 0	6- 0	3- 0			
2- 1	0- 1	2- 0	NEUTRAL	0- 0	0- 0	0- 0			
9- 3	0- 3	2- 0	NON-CONFERENCE	1- 0	6- 0	5- 0			
5- 1	0- 1	0- 0	HOME	1- 0	4- 0	3- 0			
2- 1	0- 1	0- 0	AWAY	0- 0	2- 0	2- 0			
2- 1	0- 1	2- 0	NEUTRAL	0- 0	0- 0	0- 0			
17- 4	1- 2	0- 0	CONFERENCE	8- 1	8- 1	2- 0			
9- 3	1- 1	0- 0	HOME	4- 1	4- 1	1- 0			
8- 1	0- 1	0- 0	AWAY	4- 0	4- 0	1- 0			
0- 0	0- 0	0- 0	NEUTRAL	0- 0	0- 0	0- 0			

RPI	S	Opponent	Score	RPI	S	Opponent	Score	RPI	S	Opponent	Score	RPI	S	Opponent	Score
1	H	Notre Dame	77 101	33	N	Kansas St.	79 59	56	A	Villanova	66 59	116	H	Northwestern	76 60
6	A	UConn	63 99	49	N	Princeton	82 67	56	H	Villanova	93 70	117	A	St. John's (NY)	70 62
10	N	Syracuse	81 83					69	H	Green Bay	73 64	117	H	St. John's (NY)	73 64
12	A	Marquette	63 96					70	A	Georgetown	69 64	120	A	Providence	76 61
12	H	Marquette	74 73					70	H	Georgetown	76 71	120	H	Providence	85 60
12	H	Marquette	87 93					74	A	Butler	86 78	120	H	Providence	88 62
								74	H	Butler	76 62	142	A	Seton Hall	94 85
								91	A	Creighton	74 67	142	H	Seton Hall	73 84
								91	H	Creighton	82 85	154	A	Oklahoma	87 76
								91	H	Creighton	80 69	165	H	Temple	102 88
												218	A	Xavier	73 71
												218	H	Xavier	81 48
												254	A	Loyola Chicago	102 76
												305	H	Tennessee St.	95 73
												345	H	Savannah St.	124 61
LAST 12 Division I GAMES:															
120	H	Providence	85 60	218	H	Xavier	81 48								
12	H	Marquette	74 73	117	A	St. John's (NY)	70 62								
91	H	Creighton	80 69	142	A	Seton Hall	94 85								
91	A	Creighton	74 67	70	H	Georgetown	76 71								
120	A	Providence	76 61	56	H	Villanova	93 70								
74	H	Butler	76 62	12	H	Marquette	87 93								

Non-Div I Games:

DePaul

■ Loss,
■ Non-Conf,
■ S Site,
■ H Home
■ A Away
N Neutral

Delaware

Through Games Of March 16, 2019

Average RPI Win:	218	WON-LOST	WINNING	LAST 10	STRENGTH OF	OPP. STRENGTH	TEAM	ADJ.	CONF.	ADJ CONF.
Average RPI Loss:	97	RECORD	PCT. RANK	GAMES	SCHEDULE	OF SCHEDULE	RPI	RPI	RPI	RPI
DIV. I ONLY	16- 15	163	0- 1	92	168	138	138	10	10	
DIV. I NON-CONF.	5- 7	206	0- 0	115	292	181	181	10	10	
TOTALS	RPI 1-25	RPI 26-50	W-L RECORDS	RPI 51-100	RPI 101-999	RPI 150+				
16- 15	0- 2	0- 2	OVERALL	1- 4	15- 7	13- 3				
8- 6	0- 2	0- 1	HOME	1- 1	7- 2	6- 0				
6- 7	0- 0	0- 1	AWAY	0- 3	6- 3	5- 2				
2- 2	0- 0	0- 0	NEUTRAL	0- 0	2- 2	2- 1				
5- 7	0- 2	0- 0	NON-CONFERENCE	0- 1	5- 4	5- 3				
2- 2	0- 2	0- 0	HOME	0- 0	2- 0	2- 0				
1- 3	0- 0	0- 0	AWAY	0- 1	1- 2	1- 2				
2- 2	0- 0	0- 0	NEUTRAL	0- 0	2- 2	2- 1				
11- 8	0- 0	0- 2	CONFERENCE	1- 3	10- 3	8- 0				
6- 4	0- 0	0- 1	HOME	1- 1	5- 2	4- 0				
5- 4	0- 0	0- 1	AWAY	0- 2	5- 1	4- 0				
0- 0	0- 0	0- 0	NEUTRAL	0- 0	0- 0	0- 0				

RPI 1-25			RPI 26-50			RPI 51-100			RPI 101+			Team's RPI: 138
RPI	S	Opponent	Score	RPI	S	Opponent	Score	RPI	S	Opponent	Score	
14	H	Maryland	53 77	36	A	James Madison	51 56	63	A	Drexel	41 58	107 A Towson 70 57
15	H	UCF	60 71	36	H	James Madison	43 68	63	H	Drexel	40 57	107 H Towson 49 59
								88	A	UNI	67 79	107 H Towson 48 56
								96	A	Northeastern	62 75	123 A UNCW 64 72
								96	H	Northeastern	77 63	123 H UNCW 65 53
												148 N Montana St. 60 69
												153 N Bradley 47 59
												161 A William & Mary 70 59
												161 H William & Mary 68 52
												166 N Nicholls St. 71 56
												175 A Boston U. 61 72
												226 A George Mason 46 72
												230 A Hofstra 78 59
												230 H Hofstra 57 47
												236 H Saint Joseph's 48 39
												240 A Elon 74 63
												240 H Elon 71 59
												243 H Gardner-Webb 69 45
												296 A Col. of Charleston 72 60
												296 H Col. of Charleston 74 50
												320 N Lafayette 65 47
												340 A Delaware St. 85 77
LAST 12 Division I GAMES:												
107	H	Towson	49 59	240	H	Elon	71 59					
320	N	Lafayette	65 47	123	A	UNCW	64 72					
166	N	Nicholls St.	71 56	296	A	Col. of Charleston	72 60					
36	A	James Madison	51 56	230	H	Hofstra	57 47					
107	A	Towson	70 57	96	H	Northeastern	77 63					
161	H	William & Mary	68 52	63	A	Drexel	41 58					

Non-Div I Games:

Delaware

Loss, Non-Conf, S Site, H Home A Away N Neutral

Average RPI Win:	289	WON-LOST	WINNING	LAST 10	STRENGTH OF	OPP. STRENGTH	TEAM	ADJ.	CONF.	ADJ CONF.
Average RPI Loss:	219	RECORD	PCT. RANK	GAMES	SCHEDULE	OF SCHEDULE	RPI	RPI	RPI	RPI
DIV. I ONLY	5- 21	324	0- 1	305	343	340	340	32	32	
DIV. I NON-CONF.	0- 9	336	0- 0	118	215	321	321	32	32	
TOTALS	RPI 1-25	RPI 26-50	W-L RECORDS	RPI 51-100	RPI 101-999	RPI 150+				
5- 21	0- 0	0- 1	OVERALL	0- 1	5- 19	5- 17				
5- 5	0- 0	0- 1	HOME	0- 0	5- 4	5- 3				
0- 15	0- 0	0- 0	AWAY	0- 1	0- 14	0- 13				
0- 1	0- 0	0- 0	NEUTRAL	0- 0	0- 1	0- 1				
0- 9	0- 0	0- 1	NON-CONFERENCE	0- 1	0- 7	0- 5				
0- 2	0- 0	0- 1	HOME	0- 0	0- 1	0- 0				
0- 7	0- 0	0- 0	AWAY	0- 1	0- 6	0- 5				
0- 0	0- 0	0- 0	NEUTRAL	0- 0	0- 0	0- 0				
5- 12	0- 0	0- 0	CONFERENCE	0- 0	5- 12	5- 12				
5- 3	0- 0	0- 0	HOME	0- 0	5- 3	5- 3				
0- 8	0- 0	0- 0	AWAY	0- 0	0- 8	0- 8				
0- 1	0- 0	0- 0	NEUTRAL	0- 0	0- 1	0- 1				

RPI 1-25				RPI 26-50				RPI 51-100				RPI 101+				Team's RPI: 340
RPI	S	Opponent	Score	RPI	S	Opponent	Score	RPI	S	Opponent	Score	RPI	S	Opponent	Score	
				36	H	James Madison	57 103	92	A	VCU	55 97	117	A	St. John's (NY)	44 82	
												138	H	Delaware	77 85	
												165	A	Temple	61 75	
												177	A	Robert Morris	63 64	
												200	A	Cornell	59 94	
												201	A	Bethune-Cookman	55 67	
												203	A	N.C. A&T	49 72	
												203	H	N.C. A&T	47 67	
												205	A	UMES	58 69	
												205	H	UMES	65 62	
												218	A	Xavier	59 80	
												222	A	Marshall	63 75	
												229	A	Howard	62 78	
												251	A	Norfolk St.	50 63	
												251	H	Norfolk St.	59 56	
												299	H	South Carolina St.	60 63	
												311	H	Morgan St.	62 57	
												314	A	Coppin St.	59 85	
												314	H	Coppin St.	57 71	
												335	A	N.C. Central	64 65	
												335	H	N.C. Central	71 61	
												335	N	N.C. Central	64 80	
												345	H	Savannah St.	66 58	
												346	A	Florida A&M	52 57	
LAST 12 Division I GAMES:																
				335	N	N.C. Central	64 80	335	A	N.C. Central	64 65					
				205	A	UMES	58 69	203	A	N.C. A&T	49 72					
				251	H	Norfolk St.	59 56	299	H	South Carolina St.	60 63					
				311	H	Morgan St.	62 57	345	H	Savannah St.	66 58					
				314	A	Coppin St.	59 85	229	A	Howard	62 78					
				205	H	UMES	65 62	346	A	Florida A&M	52 57					

Non-Div I Games: Post 65 53 Cheyney 79 59

Delaware St.

■ Loss,
 ■ Non-Conf,
 ■ S Site,
 ■ Home
 ■ A Away
 N Neutral

Average RPI Win: 224	WON-LOST	WINNING	LAST 10	STRENGTH OF	OPP. STRENGTH	TEAM	ADJ.	CONF.	ADJ CONF.
Average RPI Loss: 156	RECORD	PCT. RANK	GAMES	SCHEDULE	OF SCHEDULE	RPI	RPI	RPI	RPI
DIV. I ONLY	17- 13	131	0- 1	247	201	167	167	19	19
DIV. I NON-CONF.	7- 6	153	0- 0	170	190	161	161	18	18
TOTALS	RPI 1-25	RPI 26-50	W-L RECORDS	RPI 51-100	RPI 101-999	RPI 150+			
17- 13	0- 0	1- 3	OVERALL	2- 2	14- 8	13- 6			
13- 2	0- 0	1- 1	HOME	2- 0	10- 1	9- 1			
4- 10	0- 0	0- 2	AWAY	0- 2	4- 6	4- 4			
0- 1	0- 0	0- 0	NEUTRAL	0- 0	0- 1	0- 1			
7- 6	0- 0	0- 0	NON-CONFERENCE	2- 2	5- 4	4- 2			
6- 1	0- 0	0- 0	HOME	2- 0	4- 1	3- 1			
1- 5	0- 0	0- 0	AWAY	0- 2	1- 3	1- 1			
0- 0	0- 0	0- 0	NEUTRAL	0- 0	0- 0	0- 0			
10- 7	0- 0	1- 3	CONFERENCE	0- 0	9- 4	9- 4			
7- 1	0- 0	1- 1	HOME	0- 0	6- 0	6- 0			
3- 5	0- 0	0- 2	AWAY	0- 0	3- 3	3- 3			
0- 1	0- 0	0- 0	NEUTRAL	0- 0	0- 1	0- 1			

RPI 1-25				RPI 26-50				RPI 51-100				RPI 101+ Team's RPI: 167			
RPI	S	Opponent	Score	RPI	S	Opponent	Score	RPI	S	Opponent	Score	RPI	S	Opponent	Score
				26	A	South Dakota St.	59 76	61	H	Lamar University	117 110	104	H	Loyola Marymount	104 75
				26	H	South Dakota St.	67 83	62	A	Wyoming	74 78	124	A	New Mexico St.	64 66
				39	A	South Dakota	58 73	73	H	American	83 54	128	A	Northern Colo.	66 74
				39	H	South Dakota	104 99	94	A	Nebraska	71 96	160	A	Oral Roberts	66 74
												160	H	Oral Roberts	93 76
												224	A	North Dakota	92 91
												224	H	North Dakota	87 66
												224	N	North Dakota	67 80
												228	H	UMKC	92 75
												241	A	Western Ill.	78 87
												241	H	Western Ill.	94 85
												262	H	St. Bonaventure	76 62
												272	A	Southern Utah	71 70
												281	A	Colorado St.	79 84
												290	H	Samford	83 87
												297	H	Air Force	92 66
												321	A	North Dakota St.	87 67
												321	H	North Dakota St.	81 54
												326	A	Omaha	95 68
												326	H	Omaha	82 76
												334	A	Purdue Fort Wayne	55 70
												334	H	Purdue Fort Wayne	82 62
LAST 12 Division I GAMES:															
				224	N	North Dakota	67 80	321	A	North Dakota St.	87 67				
				326	H	Omaha	82 76	160	A	Oral Roberts	66 74				
				241	H	Western Ill.	94 85	26	H	South Dakota St.	67 83				
				224	A	North Dakota	92 91	334	A	Purdue Fort Wayne	55 70				
				39	A	South Dakota	58 73	160	H	Oral Roberts	93 76				
				334	H	Purdue Fort Wayne	82 62	321	H	North Dakota St.	81 54				

Non-Div I Games:

Denver

■ Loss,
 ■ Non-Conf,
 ■ S Site,
 ■ Home
 ■ A Away
 N Neutral

Detroit Mercy

Through Games Of March 16, 2019

Average RPI Win:	315	WON-LOST	WINNING	LAST 10	STRENGTH OF	OPP. STRENGTH	TEAM	ADJ.	CONF.	ADJ CONF.
Average RPI Loss:	175	RECORD	PCT. RANK	GAMES	SCHEDULE	OF SCHEDULE	RPI	RPI	RPI	RPI
DIV. I ONLY	3- 25	343	0- 1	295	203	336	336	21	21	
DIV. I NON-CONF.	1- 9	326	0- 0	262	157	329	329	19	19	
TOTALS	RPI 1-25	RPI 26-50	W-L RECORDS	RPI 51-100	RPI 101-999	RPI 150+				
3- 25	0- 0	0- 2	OVERALL	0- 5	3- 18	3- 13				
1- 11	0- 0	0- 1	HOME	0- 2	1- 8	1- 6				
2- 14	0- 0	0- 1	AWAY	0- 3	2- 10	2- 7				
0- 0	0- 0	0- 0	NEUTRAL	0- 0	0- 0	0- 0				
1- 9	0- 0	0- 2	NON-CONFERENCE	0- 1	1- 6	1- 5				
0- 3	0- 0	0- 1	HOME	0- 0	0- 2	0- 2				
1- 6	0- 0	0- 1	AWAY	0- 1	1- 4	1- 3				
0- 0	0- 0	0- 0	NEUTRAL	0- 0	0- 0	0- 0				
2- 16	0- 0	0- 0	CONFERENCE	0- 4	2- 12	2- 8				
1- 8	0- 0	0- 0	HOME	0- 2	1- 6	1- 4				
1- 8	0- 0	0- 0	AWAY	0- 2	1- 6	1- 4				
0- 0	0- 0	0- 0	NEUTRAL	0- 0	0- 0	0- 0				

RPI S	Opponent	Score	RPI S	Opponent	Score	RPI S	Opponent	Score	RPI S	Opponent	Score	Team's RPI: 336
44	H Miami (OH)	59 78	58	A Wright St.	59 78	101	A Ohio St.	41 55				
45	A Michigan	62 95	58	H Wright St.	73 76	122	A Youngstown St.	45 91				
			69	A Green Bay	37 82	122	H Youngstown St.	59 85				
			69	H Green Bay	40 65	135	A IUPUI	47 82				
			85	A Toledo	60 77	135	H IUPUI	41 58				
						196	A Eastern Mich.	53 60				
						197	A Milwaukee	34 59				
						197	H Milwaukee	44 62				
						219	A Bowling Green	73 79				
						244	A Northern Ky.	56 68				
						244	H Northern Ky.	63 81				
						254	A Loyola Chicago	43 52				
						267	A Manhattan	58 56				
						270	H Western Mich.	44 54				
						285	A Cleveland St.	51 67				
						285	H Cleveland St.	49 67				
						310	A Oakland	67 74				
						310	H Oakland	65 76				
						326	H Omaha	42 51				
						339	A UIC	42 36				
						339	H UIC	62 45				
LAST 12 Division I GAMES:												
244	H Northern Ky.	63 81	310	H Oakland	65 76							
58	H Wright St.	73 76	122	A Youngstown St.	45 91							
69	A Green Bay	37 82	285	A Cleveland St.	51 67							
197	A Milwaukee	34 59	58	A Wright St.	59 78							
135	H IUPUI	41 58	244	A Northern Ky.	56 68							
339	H UIC	62 45	197	H Milwaukee	44 62							

Non-Div I Games: Mich.-Dearborn 68 60

Detroit Mercy

Loss, Non-Conf, S Site, H Home A Away N Neutral

Drake

Through Games Of March 16, 2019

Average RPI Win:	173	WON-LOST	WINNING	LAST 10	STRENGTH OF	OPP. STRENGTH	TEAM	ADJ.	CONF.	ADJ CONF.
Average RPI Loss:	22	RECORD	PCT. RANK	GAMES	SCHEDULE	OF SCHEDULE	RPI	RPI	RPI	RPI
DIV. I ONLY	26- 5	15	1- 0	57	98	17	17	13	13	
DIV. I NON-CONF.	7- 4	108	0- 0	8	2	12	12	15	15	
TOTALS	RPI 1-25	RPI 26-50	W-L RECORDS	RPI 51-100	RPI 101-999	RPI 150+				
26- 5	1- 3	2- 1	OVERALL	5- 1	18- 0	14- 0				
10- 2	0- 1	1- 0	HOME	1- 1	8- 0	6- 0				
12- 2	0- 1	0- 1	AWAY	4- 0	8- 0	7- 0				
4- 1	1- 1	1- 0	NEUTRAL	0- 0	2- 0	1- 0				
7- 4	1- 3	2- 1	NON-CONFERENCE	2- 0	2- 0	1- 0				
2- 1	0- 1	1- 0	HOME	0- 0	1- 0	0- 0				
3- 2	0- 1	0- 1	AWAY	2- 0	1- 0	1- 0				
2- 1	1- 1	1- 0	NEUTRAL	0- 0	0- 0	0- 0				
19- 1	0- 0	0- 0	CONFERENCE	3- 1	16- 0	13- 0				
8- 1	0- 0	0- 0	HOME	1- 1	7- 0	6- 0				
9- 0	0- 0	0- 0	AWAY	2- 0	7- 0	6- 0				
2- 0	0- 0	0- 0	NEUTRAL	0- 0	2- 0	1- 0				

RPI S	Opponent	Score	RPI S	Opponent	Score	RPI S	Opponent	Score	RPI S	Opponent	Score
1 N	Notre Dame	64 82	26 A	South Dakota St.	71 80	65 A	Missouri St.	70 61	132 A	Illinois St.	82 64
7 H	Iowa	82 91	28 N	Rutgers	69 59	65 H	Missouri St.	79 85	132 H	Illinois St.	88 61
11 A	Iowa St.	81 86	39 H	South Dakota	76 64	88 A	UNI	88 64	132 N	Illinois St.	65 54
18 N	South Carolina	90 85				88 H	UNI	76 61	149 H	CSUN	73 63
						91 A	Creighton	85 69	153 A	Bradley	92 63
						94 A	Nebraska	83 77	153 H	Bradley	95 63
									155 A	Southern Ill.	71 64
									155 H	Southern Ill.	94 66
									241 A	Western Ill.	98 71
									248 A	Indiana St.	70 68
									248 H	Indiana St.	96 77
									254 A	Loyola Chicago	83 55
									254 H	Loyola Chicago	69 60
									303 A	Valparaiso	88 62
									303 H	Valparaiso	84 53
									303 N	Valparaiso	86 58
									331 A	Evansville	78 47
									331 H	Evansville	66 39
LAST 12 Division I GAMES:											
132 N	Illinois St.	65 54	65 A	Missouri St.	70 61						
303 N	Valparaiso	86 58	155 A	Southern Ill.	71 64						
18 N	South Carolina	90 85	248 H	Indiana St.	96 77						
1 N	Notre Dame	64 82	331 H	Evansville	66 39						
153 H	Bradley	95 63	88 H	UNI	76 61						
132 H	Illinois St.	88 61	254 A	Loyola Chicago	83 55						

Non-Div I Games: Clarke 91 43

Drake

Loss, Non-Conf, S Site, H Home A Away N Neutral

Average RPI Win:	195	WON-LOST	WINNING	LAST 10	STRENGTH OF	OPP. STRENGTH	TEAM	ADJ.	CONF.	ADJ CONF.
Average RPI Loss:	75	RECORD	PCT. RANK	GAMES	SCHEDULE	OF SCHEDULE	RPI	RPI	RPI	RPI
DIV. I ONLY	24- 8	46	1- 0	95	148	63	63	10	10	
DIV. I NON-CONF.	8- 3	72	0- 0	116	262	82	82	10	10	
TOTALS	RPI 1-25	RPI 26-50	W-L RECORDS	RPI 51-100	RPI 101-999	RPI 150+				
24- 8	0- 0	1- 3	OVERALL	3- 2	20- 3	15- 1				
9- 5	0- 0	1- 2	HOME	1- 1	7- 2	5- 1				
12- 1	0- 0	0- 1	AWAY	1- 0	11- 0	8- 0				
3- 2	0- 0	0- 0	NEUTRAL	1- 1	2- 1	2- 0				
8- 3	0- 0	1- 1	NON-CONFERENCE	0- 2	7- 0	7- 0				
3- 2	0- 0	1- 1	HOME	0- 1	2- 0	2- 0				
4- 0	0- 0	0- 0	AWAY	0- 0	4- 0	4- 0				
1- 1	0- 0	0- 0	NEUTRAL	0- 1	1- 0	1- 0				
16- 5	0- 0	0- 2	CONFERENCE	3- 0	13- 3	8- 1				
6- 3	0- 0	0- 1	HOME	1- 0	5- 2	3- 1				
8- 1	0- 0	0- 1	AWAY	1- 0	7- 0	4- 0				
2- 1	0- 0	0- 0	NEUTRAL	1- 0	1- 1	1- 0				

RPI S	Opponent	Score	RPI S	Opponent	Score	RPI S	Opponent	Score	RPI S	Opponent	Score
36	A James Madison	47 58	36	H James Madison	35 51	40	H Quinnipiac	52 56	42	H Bucknell	64 42
52	H Penn	39 55	58	N Wright St.	63 71	96	A Northeastern	61 59	96	H Northeastern	76 45
96	N Northeastern	73 69	96	N Northeastern	73 69	107	A Towson	77 44	107	H Towson	54 55
107	N Towson	49 53	107	N Towson	71 60	123	A UNCW	65 53	123	H UNCW	67 55
123	A UNCW	65 53	123	H UNCW	67 55	138	A Delaware	57 40	138	H Delaware	58 41
161	A William & Mary	62 58	161	H William & Mary	72 77	161	N William & Mary	71 60	230	A Hofstra	61 49
230	A Hofstra	61 49	230	H Hofstra	62 39	236	H Saint Joseph's	51 34	240	A Elon	59 44
240	A Elon	68 45	240	H Elon	68 45	243	H Gardner-Webb	65 48	267	A Manhattan	53 39
267	A Manhattan	53 39	275	A Richmond	58 35	277	N Siena	51 39	279	A Vermont	60 44
279	A Vermont	60 44	283	A La Salle	58 43	296	A Col. of Charleston	65 42	296	H Col. of Charleston	76 53
296	A Col. of Charleston	65 42	296	H Col. of Charleston	76 53						

LAST 12 Division I GAMES:

161	N William & Mary	71 60	240	H Elon	68 45
96	N Northeastern	73 69	161	H William & Mary	72 77
107	N Towson	49 53	296	A Col. of Charleston	65 42
279	A Vermont	60 44	123	A UNCW	65 53
107	A Towson	77 44	96	H Northeastern	76 45
36	A James Madison	47 58	230	H Hofstra	62 39

Non-Div I Games:

Drexel

■ Loss,
 ■ Non-Conf,
 ■ S Site,
 ■ Home
 ■ A Away
 N Neutral

Average RPI Win:	130	WON-LOST	WINNING	LAST 10	STRENGTH OF	OPP. STRENGTH	TEAM	ADJ.	CONF.	ADJ CONF.
Average RPI Loss:	51	RECORD	PCT. RANK	GAMES	SCHEDULE	OF SCHEDULE	RPI	RPI	RPI	RPI
DIV. I ONLY	15- 15	167	1- 0	34	5	78	78	1	1	
DIV. I NON-CONF.	8- 4	91	0- 0	80	52	55	55	1	1	
TOTALS	RPI 1-25	RPI 26-50	W-L RECORDS	RPI 51-100	RPI 101-999	RPI 150+				
15- 15	0- 8	2- 1	OVERALL	3- 3	10- 3	5- 0				
9- 4	0- 3	1- 0	HOME	2- 1	6- 0	3- 0				
4- 8	0- 4	1- 0	AWAY	1- 2	2- 2	1- 0				
2- 3	0- 1	0- 1	NEUTRAL	0- 0	2- 1	1- 0				
8- 4	0- 1	0- 1	NON-CONFERENCE	2- 0	6- 2	5- 0				
5- 0	0- 0	0- 0	HOME	1- 0	4- 0	3- 0				
2- 2	0- 1	0- 0	AWAY	1- 0	1- 1	1- 0				
1- 2	0- 0	0- 1	NEUTRAL	0- 0	1- 1	1- 0				
7- 11	0- 7	2- 0	CONFERENCE	1- 3	4- 1	0- 0				
4- 4	0- 3	1- 0	HOME	1- 1	2- 0	0- 0				
2- 6	0- 3	1- 0	AWAY	0- 2	1- 1	0- 0				
1- 1	0- 1	0- 0	NEUTRAL	0- 0	1- 0	0- 0				

RPI 1-25				RPI 26-50				RPI 51-100 Team's RPI: 78				RPI 101+			
RPI	S	Opponent	Score	RPI	S	Opponent	Score	RPI	S	Opponent	Score	RPI	S	Opponent	Score
1	A	Notre Dame	61 89	30	N	Missouri	54 62	51	H	Clemson	63 59	116	A	Northwestern	58 84
3	H	Louisville	51 73	37	A	North Carolina	85 69	54	A	Maine	66 63	118	H	Marist	64 56
9	A	NC State	51 63	37	H	North Carolina	62 44	66	H	FGCU	57 41	127	H	Pittsburgh	74 55
10	H	Syracuse	55 64					68	A	Georgia Tech	64 70	127	N	Pittsburgh	86 64
19	H	Miami (FL)	50 58					72	H	Virginia Tech	57 64	133	A	Boston College	90 92
21	A	Florida St.	62 66					97	A	Virginia	47 53	136	N	Washington	64 71
21	N	Florida St.	41 51									147	A	Wake Forest	55 44
24	A	Oregon St.	57 71									147	H	Wake Forest	66 52
												186	A	Wisconsin	60 53
												192	H	East Carolina	83 66
												204	H	UNLV	66 38
												220	N	Ball St.	79 62
												240	H	Elon	81 64
LAST 12 Division I GAMES:															
127	N	Pittsburgh	86 64	147	A	Wake Forest	55 44								
21	N	Florida St.	41 51	1	A	Notre Dame	61 89								
30	N	Missouri	54 62	72	H	Virginia Tech	57 64								
220	N	Ball St.	79 62	97	A	Virginia	47 53								
37	H	North Carolina	62 44	37	A	North Carolina	85 69								
51	H	Clemson	63 59	127	H	Pittsburgh	74 55								

Non-Div I Games:

Duke

■ Loss,
 ■ Non-Conf, S Site,
 ■ Home
 ■ Away
 N Neutral

Average RPI Win:	209	WON-LOST	WINNING	LAST 10	STRENGTH OF	OPP. STRENGTH	TEAM	ADJ.	CONF.	ADJ CONF.
Average RPI Loss:	110	RECORD	PCT. RANK	GAMES	SCHEDULE	OF SCHEDULE	RPI	RPI	RPI	RPI
DIV. I ONLY	19- 13	122	1- 0	193	105	137	137	17	17	
DIV. I NON-CONF.	6- 7	172	0- 0	94	15	122	122	16	16	
TOTALS	RPI 1-25	RPI 26-50	W-L RECORDS	RPI 51-100	RPI 101-999	RPI 150+				
19- 13	0- 2	0- 1	OVERALL	2- 4	17- 6	15- 4				
9- 5	0- 1	0- 0	HOME	1- 0	8- 4	7- 2				
9- 5	0- 0	0- 1	AWAY	1- 3	8- 1	7- 1				
1- 3	0- 1	0- 0	NEUTRAL	0- 1	1- 1	1- 1				
6- 7	0- 2	0- 1	NON-CONFERENCE	1- 2	5- 2	4- 1				
3- 2	0- 1	0- 0	HOME	0- 0	3- 1	3- 0				
3- 3	0- 0	0- 1	AWAY	1- 2	2- 0	1- 0				
0- 2	0- 1	0- 0	NEUTRAL	0- 0	0- 1	0- 1				
13- 6	0- 0	0- 0	CONFERENCE	1- 2	12- 4	11- 3				
6- 3	0- 0	0- 0	HOME	1- 0	5- 3	4- 2				
6- 2	0- 0	0- 0	AWAY	0- 1	6- 1	6- 1				
1- 1	0- 0	0- 0	NEUTRAL	0- 1	1- 0	1- 0				

RPI S	Opponent	Score	RPI S	Opponent	Score	RPI S	Opponent	Score	RPI S	Opponent	Score	Team's RPI: 137
10 N	Syracuse	71 87	29 A	Texas	41 78	57 A	TCU	48 61	119 H	Dayton	85 57	
15 H	UCF	63 71				82 A	Fordham	46 57	127 H	Pittsburgh	58 66	
						82 N	Fordham	34 76	145 A	Penn St.	64 58	
						83 A	Kent St.	77 72	150 H	Davidson	47 62	
						85 A	Toledo	52 65	165 H	Temple	54 53	
						92 H	VCU	71 68	183 N	Liberty	51 55	
									184 H	Saint Louis	63 67	
									184 N	Saint Louis	72 51	
									194 A	Saint Francis (PA)	93 73	
									206 A	Massachusetts	66 69	
									217 A	George Washington	64 53	
									217 H	George Washington	54 55	
									221 H	Mt. St. Mary's	73 64	
									226 A	George Mason	60 57	
									236 A	Saint Joseph's	67 56	
									236 H	Saint Joseph's	81 73	
									242 H	ETSU	66 58	
									260 A	Rhode Island	75 58	
									260 H	Rhode Island	106 69	
									262 A	St. Bonaventure	60 54	
									262 H	St. Bonaventure	80 64	
									275 H	Richmond	80 54	
									283 A	La Salle	66 62	
LAST 12 Division I GAMES:												
260 H	Rhode Island	106 69	236 A	Saint Joseph's	67 56							
184 N	Saint Louis	72 51	260 A	Rhode Island	75 58							
82 N	Fordham	34 76	184 H	Saint Louis	63 67							
262 H	St. Bonaventure	80 64	119 H	Dayton	85 57							
217 A	George Washington	64 53	206 A	Massachusetts	66 69							
92 H	VCU	71 68	82 A	Fordham	46 57							

Non-Div I Games:

Duquesne

■ Loss,
 ■ Non-Conf,
 ■ S Site,
 ■ Home
 ■ A Away
 N Neutral

Average RPI Win:	254	WON-LOST	WINNING	LAST 10	STRENGTH OF	OPP. STRENGTH	TEAM	ADJ.	CONF.	ADJ CONF.
Average RPI Loss:	131	RECORD	PCT. RANK	GAMES	SCHEDULE	OF SCHEDULE	RPI	RPI	RPI	RPI
DIV. I ONLY	10- 21	265	0- 1	110	226	242	242	28	28	
DIV. I NON-CONF.	2- 14	319	0- 0	23	90	222	222	24	24	
TOTALS	RPI 1-25	RPI 26-50	W-L RECORDS	RPI 51-100	RPI 101-999	RPI 150+				
10- 21	0- 1	0- 2	OVERALL	0- 6	10- 12	9- 7				
8- 5	0- 0	0- 0	HOME	0- 1	8- 4	7- 1				
2- 12	0- 0	0- 1	AWAY	0- 4	2- 7	2- 5				
0- 4	0- 1	0- 1	NEUTRAL	0- 1	0- 1	0- 1				
2- 14	0- 1	0- 2	NON-CONFERENCE	0- 6	2- 5	1- 2				
2- 4	0- 0	0- 0	HOME	0- 1	2- 3	1- 1				
0- 7	0- 0	0- 1	AWAY	0- 4	0- 2	0- 1				
0- 3	0- 1	0- 1	NEUTRAL	0- 1	0- 0	0- 0				
8- 7	0- 0	0- 0	CONFERENCE	0- 0	8- 7	8- 5				
6- 1	0- 0	0- 0	HOME	0- 0	6- 1	6- 0				
2- 5	0- 0	0- 0	AWAY	0- 0	2- 5	2- 4				
0- 1	0- 0	0- 0	NEUTRAL	0- 0	0- 1	0- 1				

RPI S	Opponent	Score	RPI S	Opponent	Score	RPI S	Opponent	Score	RPI S	Opponent	Score	Team's RPI: 242
18 N	South Carolina	55 101	28 N	Rutgers	44 68	59 A	Tennessee	61 80	111 H	Houston	77 84	
			43 A	Michigan St.	53 75	77 A	Cincinnati	64 77	114 H	High Point	65 73	
						81 A	Radford	64 79	130 H	Appalachian St.	95 64	
						93 H	Troy	66 84	134 A	Mercer	41 64	
						95 N	Western Ky.	68 82	134 H	Mercer	77 83	
						98 A	South Alabama	74 81	137 A	Duquesne	58 66	
									168 A	Chattanooga	67 76	
									168 H	Chattanooga	64 54	
									174 A	UNC Asheville	55 56	
									183 H	Liberty	86 89	
									193 A	Furman	55 57	
									193 H	Furman	75 70	
									203 H	N.C. A&T	61 56	
									257 A	Wofford	74 77	
									257 H	Wofford	92 79	
									257 N	Wofford	66 75	
									290 A	Samford	58 79	
									290 H	Samford	71 50	
									309 A	UNC Greensboro	72 67	
									309 H	UNC Greensboro	85 76	
									341 A	Western Caro.	72 41	
									341 H	Western Caro.	88 80	
LAST 12 Division I GAMES:												
257 N	Wofford	66 75	134 H	Mercer	77 83							
28 N	Rutgers	44 68	193 A	Furman	55 57							
95 N	Western Ky.	68 82	257 A	Wofford	74 77							
309 A	UNC Greensboro	72 67	168 H	Chattanooga	64 54							
341 A	Western Caro.	72 41	341 H	Western Caro.	88 80							
290 H	Samford	71 50	309 H	UNC Greensboro	85 76							

Non-Div I Games:

ETSU

■ Loss,
■ Non-Conf,
■ S Site,
■ H Home
■ A Away
N Neutral

East Carolina

Through Games Of March 16, 2019

Average RPI Win:	242	WON-LOST	WINNING	LAST 10	STRENGTH OF	OPP. STRENGTH	TEAM	ADJ.	CONF.	ADJ CONF.
Average RPI Loss:	119	RECORD	PCT. RANK	GAMES	SCHEDULE	OF SCHEDULE	RPI	RPI	RPI	RPI
DIV. I ONLY	16- 15	163	1- 0	240	116	192	192	9	9	
DIV. I NON-CONF.	9- 4	85	0- 0	310	266	186	186	8	8	
TOTALS	RPI 1-25	RPI 26-50	W-L RECORDS	RPI 51-100	RPI 101-999	RPI 150+				
16- 15	0- 3	0- 0	OVERALL	0- 2	16- 10	15- 6				
11- 5	0- 1	0- 0	HOME	0- 1	11- 3	10- 1				
2- 9	0- 1	0- 0	AWAY	0- 1	2- 7	2- 5				
3- 1	0- 1	0- 0	NEUTRAL	0- 0	3- 0	3- 0				
9- 4	0- 0	0- 0	NON-CONFERENCE	0- 1	9- 3	8- 1				
7- 1	0- 0	0- 0	HOME	0- 0	7- 1	6- 0				
0- 3	0- 0	0- 0	AWAY	0- 1	0- 2	0- 1				
2- 0	0- 0	0- 0	NEUTRAL	0- 0	2- 0	2- 0				
7- 11	0- 3	0- 0	CONFERENCE	0- 1	7- 7	7- 5				
4- 4	0- 1	0- 0	HOME	0- 1	4- 2	4- 1				
2- 6	0- 1	0- 0	AWAY	0- 0	2- 5	2- 4				
1- 1	0- 1	0- 0	NEUTRAL	0- 0	1- 0	1- 0				

RPI	S	Opponent	Score	RPI	S	Opponent	Score	RPI	S	Opponent	Score	RPI	S	Opponent	Score	Team's RPI: 192
6	A	UConn	55 118					77	H	Cincinnati	57 68	105	A	Charlotte	46 52	
6	N	UConn	65 92					78	A	Duke	66 83	111	A	Houston	52 63	
15	H	UCF	58 61									115	H	South Fla.	50 63	
												123	H	UNCW	68 71	
												147	H	Wake Forest	70 61	
												156	A	Tulsa	64 60	
												156	H	Tulsa	55 75	
												161	A	William & Mary	43 63	
												165	A	Temple	62 84	
												169	A	Tulane	57 68	
												169	H	Tulane	63 61	
												183	H	Liberty	66 63	
												205	H	UMES	84 69	
												216	H	Monmouth	73 67	
												232	A	SMU	64 54	
												232	H	SMU	67 61	
												232	N	SMU	50 48	
												234	A	Memphis	46 58	
												234	H	Memphis	68 59	
												258	A	Wichita St.	47 57	
												258	H	Wichita St.	78 56	
												292	H	Kennesaw St.	68 56	
												299	N	South Carolina St.	71 63	
												338	N	Longwood	61 52	
												342	H	Grand Canyon	59 47	
												343	H	USC Upstate	63 53	
LAST 12 Division I GAMES:																
232	N	SMU	50 48	111	A	Houston	52 63	232	A	SMU	64 54	299	N	South Carolina St.	71 63	
6	N	UConn	65 92	234	H	Memphis	68 59	6	A	UConn	55 118	342	H	Grand Canyon	59 47	
232	H	SMU	67 61	169	H	Tulane	63 61	258	A	Wichita St.	47 57	343	H	USC Upstate	63 53	
156	A	Tulsa	64 60													
77	H	Cincinnati	57 68													
115	H	South Fla.	50 63													

Non-Div I Games:

East Carolina

Loss, Non-Conf, S Site, H Home A Away N Neutral

Average RPI Win:	251	WON-LOST	WINNING	LAST 10	STRENGTH OF	OPP. STRENGTH	TEAM	ADJ.	CONF.	ADJ CONF.
Average RPI Loss:	189	RECORD	PCT. RANK	GAMES	SCHEDULE	OF SCHEDULE	RPI	RPI	RPI	RPI
DIV. I ONLY	8- 18	272	0- 1	258	291	295	295	22	22	
DIV. I NON-CONF.	3- 5	227	0- 0	269	280	252	252	23	23	
TOTALS	RPI 1-25	RPI 26-50	W-L RECORDS	RPI 51-100	RPI 101-999	RPI 150+				
8- 18	0- 0	0- 1	OVERALL	0- 1	8- 16	7- 11				
6- 5	0- 0	0- 0	HOME	0- 0	6- 5	5- 3				
1- 13	0- 0	0- 1	AWAY	0- 1	1- 11	1- 8				
1- 0	0- 0	0- 0	NEUTRAL	0- 0	1- 0	1- 0				
3- 5	0- 0	0- 0	NON-CONFERENCE	0- 1	3- 4	3- 3				
2- 0	0- 0	0- 0	HOME	0- 0	2- 0	2- 0				
0- 5	0- 0	0- 0	AWAY	0- 1	0- 4	0- 3				
1- 0	0- 0	0- 0	NEUTRAL	0- 0	1- 0	1- 0				
5- 13	0- 0	0- 1	CONFERENCE	0- 0	5- 12	4- 8				
4- 5	0- 0	0- 0	HOME	0- 0	4- 5	3- 3				
1- 8	0- 0	0- 1	AWAY	0- 0	1- 7	1- 5				
0- 0	0- 0	0- 0	NEUTRAL	0- 0	0- 0	0- 0				

RPI 1-25			RPI 26-50			RPI 51-100			RPI 101+			Team's RPI: 295
RPI	S	Opponent	Score	RPI	S	Opponent	Score	RPI	S	Opponent	Score	
				46	A	Belmont	57 98	74	A	Butler	37 72	
								113	A	UT Martin	66 90	
								113	H	UT Martin	77 71	
								126	A	Northern Ill.	59 78	
								131	H	Morehead St.	57 67	
								146	A	Tennessee Tech	88 99	
								146	H	Tennessee Tech	51 68	
								153	A	Bradley	64 67	
								155	A	Southern Ill.	59 73	
								215	A	Jacksonville St.	49 78	
								215	H	Jacksonville St.	52 49	
								238	A	SIUE	62 78	
								238	H	SIUE	56 65	
								241	N	Western Ill.	64 62	
								245	A	Southeast Mo. St.	57 72	
								245	H	Southeast Mo. St.	54 80	
								248	H	Indiana St.	63 39	
								261	A	Austin Peay	67 57	
								261	H	Austin Peay	60 73	
								263	A	Murray St.	51 60	
								263	H	Murray St.	75 67	
								303	A	Valparaiso	60 62	
								305	A	Tennessee St.	66 70	
								333	H	Eastern Ky.	80 60	
								334	H	Purdue Fort Wayne	72 63	
LAST 12 Division I GAMES:												
				146	H	Tennessee Tech	51 68	261	A	Austin Peay	67 57	
				215	H	Jacksonville St.	52 49	263	A	Murray St.	51 60	
				305	A	Tennessee St.	66 70	131	H	Morehead St.	57 67	
				46	A	Belmont	57 98	333	H	Eastern Ky.	80 60	
				245	H	Southeast Mo. St.	54 80	245	A	Southeast Mo. St.	57 72	
				238	A	SIUE	62 78	113	A	UT Martin	66 90	

Non-Div I Games: Lincoln Christian 97 34 Eureka 104 48 Oakland City 102 43

Eastern Ill.

Loss, Non-Conf, S Site, H Home A Away N Neutral

Average RPI Win:	0	WON-LOST	WINNING	LAST 10	STRENGTH OF	OPP. STRENGTH	TEAM	ADJ.	CONF.	ADJ CONF.
Average RPI Loss:	175	RECORD	PCT. RANK	GAMES	SCHEDULE	OF SCHEDULE	RPI	RPI	RPI	RPI
DIV. I ONLY	0- 27	351	0- 1	126	254	333	333	22	22	
DIV. I NON-CONF.	0- 9	336	0- 1	41	158	283	283	23	23	
TOTALS	RPI 1-25	RPI 26-50	W-L RECORDS	RPI 51-100	RPI 101-999	RPI 150+				
0- 27	0- 1	0- 4	OVERALL	0- 2	0- 20	0- 15				
0- 11	0- 0	0- 1	HOME	0- 0	0- 10	0- 7				
0- 14	0- 0	0- 3	AWAY	0- 1	0- 10	0- 8				
0- 2	0- 1	0- 0	NEUTRAL	0- 1	0- 0	0- 0				
0- 9	0- 1	0- 2	NON-CONFERENCE	0- 2	0- 4	0- 4				
0- 2	0- 0	0- 0	HOME	0- 0	0- 2	0- 2				
0- 5	0- 0	0- 2	AWAY	0- 1	0- 2	0- 2				
0- 2	0- 1	0- 0	NEUTRAL	0- 1	0- 0	0- 0				
0- 18	0- 0	0- 2	CONFERENCE	0- 0	0- 16	0- 11				
0- 9	0- 0	0- 1	HOME	0- 0	0- 8	0- 5				
0- 9	0- 0	0- 1	AWAY	0- 0	0- 8	0- 6				
0- 0	0- 0	0- 0	NEUTRAL	0- 0	0- 0	0- 0				

RPI 1-25				RPI 26-50				RPI 51-100				RPI 101+ Team's RPI: 333			
RPI	S	Opponent	Score	RPI	S	Opponent	Score	RPI	S	Opponent	Score	RPI	S	Opponent	Score
21	N	Florida St.	45 62	34	A	Ohio	60 100	79	A	West Virginia	29 78	113	H	UT Martin	61 87
				44	A	Miami (OH)	44 60	79	N	West Virginia	39 81	131	A	Morehead St.	52 68
				46	A	Belmont	43 69					131	H	Morehead St.	61 64
				46	H	Belmont	52 87					146	A	Tennessee Tech	57 77
												146	H	Tennessee Tech	68 81
												164	A	Akron	54 63
												184	H	Saint Louis	43 70
												215	A	Jacksonville St.	64 69
												215	H	Jacksonville St.	44 53
												226	H	George Mason	75 91
												238	A	SIUE	55 74
												245	H	Southeast Mo. St.	42 52
												261	A	Austin Peay	65 100
												261	H	Austin Peay	60 80
												263	A	Murray St.	63 81
												263	H	Murray St.	63 76
												270	A	Western Mich.	53 64
												295	A	Eastern Ill.	60 80
												305	A	Tennessee St.	38 60
												305	H	Tennessee St.	31 57
LAST 12 Division I GAMES:															
				79	N	West Virginia	39 81	263	H	Murray St.	63 76				
				131	H	Morehead St.	61 64	305	H	Tennessee St.	31 57				
				261	H	Austin Peay	60 80	46	H	Belmont	52 87				
				215	A	Jacksonville St.	64 69	238	A	SIUE	55 74				
				146	A	Tennessee Tech	57 77	295	A	Eastern Ill.	60 80				
				131	A	Morehead St.	52 68	146	H	Tennessee Tech	68 81				

Non-Div I Games: Brescia 70 41 Ky. Christian 90 35

Eastern Ky.

Loss, Non-Conf, S Site, H Home A Away N Neutral

Average RPI Win:	245	WON-LOST	WINNING	LAST 10	STRENGTH OF	OPP. STRENGTH	TEAM	ADJ.	CONF.	ADJ CONF.
Average RPI Loss:	99	RECORD	PCT. RANK	GAMES	SCHEDULE	OF SCHEDULE	RPI	RPI	RPI	RPI
DIV. I ONLY	13- 17	212	1- 0	196	104	196	196	8	8	
DIV. I NON-CONF.	6- 4	125	0- 0	343	246	263	263	9	9	
TOTALS	RPI 1-25	RPI 26-50	W-L RECORDS	RPI 51-100	RPI 101-999	RPI 150+				
13- 17	0- 2	0- 5	OVERALL	0- 5	13- 5	12- 3				
8- 5	0- 1	0- 1	HOME	0- 2	8- 1	7- 0				
5- 8	0- 0	0- 3	AWAY	0- 2	5- 3	5- 2				
0- 4	0- 1	0- 1	NEUTRAL	0- 1	0- 1	0- 1				
6- 4	0- 1	0- 0	NON-CONFERENCE	0- 1	6- 2	5- 2				
4- 0	0- 0	0- 0	HOME	0- 0	4- 0	3- 0				
2- 1	0- 0	0- 0	AWAY	0- 0	2- 1	2- 1				
0- 3	0- 1	0- 0	NEUTRAL	0- 1	0- 1	0- 1				
7- 13	0- 1	0- 5	CONFERENCE	0- 4	7- 3	7- 1				
4- 5	0- 1	0- 1	HOME	0- 2	4- 1	4- 0				
3- 7	0- 0	0- 3	AWAY	0- 2	3- 2	3- 1				
0- 1	0- 0	0- 1	NEUTRAL	0- 0	0- 0	0- 0				

RPI 1-25				RPI 26-50				RPI 51-100				RPI 101+				Team's RPI: 196	
RPI	S	Opponent	Score	RPI	S	Opponent	Score	RPI	S	Opponent	Score	RPI	S	Opponent	Score		
11	N	Iowa St.	59 85	32	A	Central Mich.	61 71	74	N	Butler	63 73	126	A	Northern Ill.	60 70		
25	H	Buffalo	84 91	32	H	Central Mich.	60 87	83	A	Kent St.	64 71	126	H	Northern Ill.	65 68		
				32	N	Central Mich.	80 88	83	H	Kent St.	54 67	132	H	Illinois St.	50 41		
				34	A	Ohio	44 85	85	A	Toledo	43 63	164	A	Akron	61 59		
				44	A	Miami (OH)	58 63	85	H	Toledo	67 70	164	A	Akron	72 60		
												164	H	Akron	67 60		
												219	H	Bowling Green	81 74		
												220	A	Ball St.	67 57		
												220	H	Ball St.	56 53		
												225	A	Illinois	66 72		
												270	A	Western Mich.	68 71		
												270	H	Western Mich.	64 61		
												285	H	Cleveland St.	69 63		
												309	N	UNC Greensboro	44 49		
												334	A	Purdue Fort Wayne	87 72		
												336	H	Detroit Mercy	60 53		
												338	A	Longwood	64 45		
												339	H	UIC	52 38		
LAST 12 Division I GAMES:																	
				164	A	Akron	61 59	270	A	Western Mich.	68 71						
				32	N	Central Mich.	80 88	164	H	Akron	67 60						
				220	A	Ball St.	67 57	220	H	Ball St.	56 53						
				85	H	Toledo	67 70	83	H	Kent St.	54 67						
				32	H	Central Mich.	60 87	85	A	Toledo	43 63						
				126	A	Northern Ill.	60 70	44	A	Miami (OH)	58 63						

Non-Div I Games: Northwood 53 39

Eastern Mich.

■ Loss,
 ■ Non-Conf,
 ■ S Site,
 ■ Home
 ■ A Away
 N Neutral

Average RPI Win:	208	WON-LOST	WINNING	LAST 10	STRENGTH OF	OPP. STRENGTH	TEAM	ADJ.	CONF.	ADJ CONF.
Average RPI Loss:	131	RECORD	PCT. RANK	GAMES	SCHEDULE	OF SCHEDULE	RPI	RPI	RPI	RPI
DIV. I ONLY	12- 20	241	2- 0	89	193	181	181	16	16	
DIV. I NON-CONF.	0- 8	336	0- 0	13	109	239	239	12	12	
TOTALS	RPI 1-25	RPI 26-50	W-L RECORDS	RPI 51-100	RPI 101-999	RPI 150+				
12- 20	0- 2	0- 2	OVERALL	0- 3	12- 13	8- 5				
3- 10	0- 1	0- 0	HOME	0- 2	3- 7	3- 2				
6- 7	0- 0	0- 2	AWAY	0- 1	6- 4	4- 2				
3- 3	0- 1	0- 0	NEUTRAL	0- 0	3- 2	1- 1				
0- 8	0- 2	0- 2	NON-CONFERENCE	0- 1	0- 3	0- 2				
0- 3	0- 1	0- 0	HOME	0- 1	0- 1	0- 0				
0- 3	0- 0	0- 2	AWAY	0- 0	0- 1	0- 1				
0- 2	0- 1	0- 0	NEUTRAL	0- 0	0- 1	0- 1				
12- 12	0- 0	0- 0	CONFERENCE	0- 2	12- 10	8- 3				
3- 7	0- 0	0- 0	HOME	0- 1	3- 6	3- 2				
6- 4	0- 0	0- 0	AWAY	0- 1	6- 3	4- 1				
3- 1	0- 0	0- 0	NEUTRAL	0- 0	3- 1	1- 0				

RPI 1-25				RPI 26-50				RPI 51-100				RPI 101+ Team's RPI: 181			
RPI	S	Opponent	Score	RPI	S	Opponent	Score	RPI	S	Opponent	Score	RPI	S	Opponent	Score
13	H	Gonzaga	51 63	27	A	BYU	65 80	84	A	Idaho	68 84	106	A	Portland St.	57 76
24	N	Oregon St.	45 93	38	A	Boise St.	55 67	84	H	Idaho	74 75	106	H	Portland St.	64 76
								89	H	Utah	51 95	106	N	Portland St.	59 61
												109	A	Idaho St.	48 63
												109	H	Idaho St.	45 74
												109	N	Idaho St.	67 65
												121	H	Fresno St.	58 68
												128	A	Northern Colo.	76 72
												128	H	Northern Colo.	62 67
												128	N	Northern Colo.	59 57
												148	A	Montana St.	89 87
												148	H	Montana St.	47 61
												159	N	UC Riverside	45 57
												187	A	Montana	68 62
												187	H	Montana	67 64
												223	A	Northern Ariz.	64 62
												223	H	Northern Ariz.	81 76
												265	A	Sacramento St.	71 62
												265	H	Sacramento St.	70 73
												272	A	Southern Utah	63 73
												272	H	Southern Utah	80 66
												313	A	Weber St.	64 58
												313	H	Weber St.	66 70
												313	N	Weber St.	81 74
												316	A	Cal Poly	55 59
LAST 12 Division I GAMES:															
				313	N	Weber St.	81 74					106	A	Portland St.	57 76
				128	N	Northern Colo.	59 57					265	A	Sacramento St.	71 62
				109	N	Idaho St.	67 65					223	H	Northern Ariz.	81 76
				106	N	Portland St.	59 61					272	H	Southern Utah	80 66
				313	H	Weber St.	66 70					84	H	Idaho	74 75
				109	H	Idaho St.	45 74					128	A	Northern Colo.	76 72

Non-Div I Games: Eastern Ore. 66 45

Eastern Wash.

■ Loss,
■ Non-Conf,
■ S Site,
■ H Home
■ A Away
N Neutral

Average RPI Win: 243	WON-LOST	WINNING	LAST 10	STRENGTH OF	OPP. STRENGTH	TEAM	ADJ.	CONF.	ADJ CONF.
Average RPI Loss: 114	RECORD	PCT. RANK	GAMES	SCHEDULE	OF SCHEDULE	RPI	RPI	RPI	RPI
DIV. I ONLY	8- 21	285	0- 1	109	132	240	240	10	10
DIV. I NON-CONF.	4- 6	212	0- 0	120	236	182	182	10	10
TOTALS	RPI 1-25	RPI 26-50	W-L RECORDS	RPI 51-100	RPI 101-999	RPI 150+			
8- 21	0- 0	0- 4	OVERALL	0- 5	8- 12	7- 4			
4- 10	0- 0	0- 3	HOME	0- 2	4- 5	3- 1			
4- 10	0- 0	0- 1	AWAY	0- 3	4- 6	4- 2			
0- 1	0- 0	0- 0	NEUTRAL	0- 0	0- 1	0- 1			
4- 6	0- 0	0- 2	NON-CONFERENCE	0- 1	4- 3	3- 1			
2- 3	0- 0	0- 2	HOME	0- 0	2- 1	1- 0			
2- 3	0- 0	0- 0	AWAY	0- 1	2- 2	2- 1			
0- 0	0- 0	0- 0	NEUTRAL	0- 0	0- 0	0- 0			
4- 15	0- 0	0- 2	CONFERENCE	0- 4	4- 9	4- 3			
2- 7	0- 0	0- 1	HOME	0- 2	2- 4	2- 1			
2- 7	0- 0	0- 1	AWAY	0- 2	2- 4	2- 1			
0- 1	0- 0	0- 0	NEUTRAL	0- 0	0- 1	0- 1			

RPI S	Opponent	Score	RPI S	Opponent	Score	RPI S	Opponent	Score	RPI S	Opponent	Score	Team's RPI: 240
36	A James Madison	30 82	63	A Drexel	45 68	107	A Towson	58 59				
36	H James Madison	46 74	63	H Drexel	44 59	107	H Towson	50 59				
37	H North Carolina	69 100	78	A Duke	64 81	118	H Marist	57 61				
49	H Auburn	44 96	96	A Northeastern	71 79	123	A UNCW	51 76				
			96	H Northeastern	57 83	123	H UNCW	70 75				
						130	A Appalachian St.	62 65				
						138	A Delaware	59 71				
						138	H Delaware	63 74				
						150	H Davidson	73 72				
						161	A William & Mary	60 65				
						161	H William & Mary	59 64				
						202	A Hampton	77 62				
						203	H N.C. A&T	73 64				
						230	A Hofstra	77 64				
						230	H Hofstra	55 52				
						230	N Hofstra	75 77				
						296	A Col. of Charleston	72 52				
						296	H Col. of Charleston	76 68				
						306	A Winthrop	57 58				
						335	A N.C. Central	83 54				
LAST 12 Division I GAMES:												
230	N Hofstra	75 77	36	H James Madison	46 74							
96	H Northeastern	57 83	161	H William & Mary	59 64							
230	H Hofstra	55 52	296	A Col. of Charleston	72 52							
63	A Drexel	45 68	123	A UNCW	51 76							
138	A Delaware	59 71	138	H Delaware	63 74							
107	H Towson	50 59	63	H Drexel	44 59							

Non-Div I Games: Chowan

88 74

Elon

Evansville

Through Games Of March 16, 2019

Average RPI Win: 290	WON-LOST	WINNING	LAST 10	STRENGTH OF	OPP. STRENGTH	TEAM	ADJ.	CONF.	ADJ CONF.
Average RPI Loss: 177	RECORD	PCT. RANK	GAMES	SCHEDULE	OF SCHEDULE	RPI	RPI	RPI	RPI
DIV. I ONLY	4- 26	341	0- 1	256	239	331	331	13	13
DIV. I NON-CONF.	2- 9	297	0- 0	330	338	345	345	15	15
TOTALS	RPI 1-25	RPI 26-50	W-L RECORDS	RPI 51-100	RPI 101-999	RPI 150+			
4- 26	0- 2	0- 0	OVERALL	0- 4	4- 20	4- 16			
2- 12	0- 1	0- 0	HOME	0- 2	2- 9	2- 8			
2- 13	0- 1	0- 0	AWAY	0- 2	2- 10	2- 7			
0- 1	0- 0	0- 0	NEUTRAL	0- 0	0- 1	0- 1			
2- 9	0- 0	0- 0	NON-CONFERENCE	0- 0	2- 9	2- 7			
1- 4	0- 0	0- 0	HOME	0- 0	1- 4	1- 4			
1- 5	0- 0	0- 0	AWAY	0- 0	1- 5	1- 3			
0- 0	0- 0	0- 0	NEUTRAL	0- 0	0- 0	0- 0			
2- 17	0- 2	0- 0	CONFERENCE	0- 4	2- 11	2- 9			
1- 8	0- 1	0- 0	HOME	0- 2	1- 5	1- 4			
1- 8	0- 1	0- 0	AWAY	0- 2	1- 5	1- 4			
0- 1	0- 0	0- 0	NEUTRAL	0- 0	0- 1	0- 1			

RPI 1-25				RPI 26-50				RPI 51-100				RPI 101+ Team's RPI: 331			
RPI	S	Opponent	Score	RPI	S	Opponent	Score	RPI	S	Opponent	Score	RPI	S	Opponent	Score
17	A	Drake	39 66					65	A	Missouri St.	66 88	119	A	Dayton	30 69
17	H	Drake	47 78					65	H	Missouri St.	46 88	131	A	Morehead St.	63 85
								88	A	UNI	46 95	132	A	Illinois St.	59 82
								88	H	UNI	46 74	132	H	Illinois St.	61 72
												153	A	Bradley	63 81
												153	H	Bradley	68 75
												155	A	Southern Ill.	47 67
												155	H	Southern Ill.	60 80
												186	A	Wisconsin	60 96
												222	A	Marshall	65 72
												238	H	SIUE	45 54
												245	H	Southeast Mo. St.	50 54
												248	A	Indiana St.	59 56
												248	H	Indiana St.	69 76
												254	A	Loyola Chicago	56 61
												254	H	Loyola Chicago	51 71
												254 N	Loyola Chicago	80 90	
												261	H	Austin Peay	56 52
												263	A	Murray St.	53 81
												303	A	Valparaiso	49 93
												303	H	Valparaiso	77 65
												334	H	Purdue Fort Wayne	66 72
												339	H	UIC	54 62
												348	A	Chicago St.	67 58
LAST 12 Division I GAMES:															
254 N	Loyola Chicago	80 90	254 H	Loyola Chicago	51 71										
155 H	Southern Ill.	60 80	303 H	Valparaiso	77 65										
65 H	Missouri St.	46 88	153 A	Bradley	63 81										
248 A	Indiana St.	59 56	132 A	Illinois St.	59 82										
88 A	UNI	46 95	248 H	Indiana St.	69 76										
17 A	Drake	39 66	17 H	Drake	47 78										

Non-Div I Games:

Evansville

Loss, Non-Conf, S Site, H Home A Away N Neutral

Average RPI Win:	238	WON-LOST	WINNING	LAST 10	STRENGTH OF	OPP. STRENGTH	TEAM	ADJ.	CONF.	ADJ CONF.
Average RPI Loss:	52	RECORD	PCT. RANK	GAMES	SCHEDULE	OF SCHEDULE	RPI	RPI	RPI	RPI
DIV. I ONLY	25- 4	12	2- 0	239	222	66	66	24	24	
DIV. I NON-CONF.	7- 4	108	0- 0	65	77	66	66	26	26	
TOTALS	RPI 1-25	RPI 26-50	W-L RECORDS	RPI 51-100	RPI 101-999	RPI 150+				
25- 4	0- 1	0- 1	OVERALL	1- 2	24- 0	22- 0				
14- 1	0- 0	0- 0	HOME	0- 1	14- 0	12- 0				
10- 2	0- 0	0- 1	AWAY	0- 1	10- 0	10- 0				
1- 1	0- 1	0- 0	NEUTRAL	1- 0	0- 0	0- 0				
7- 4	0- 1	0- 1	NON-CONFERENCE	1- 2	6- 0	4- 0				
4- 1	0- 0	0- 0	HOME	0- 1	4- 0	2- 0				
2- 2	0- 0	0- 1	AWAY	0- 1	2- 0	2- 0				
1- 1	0- 1	0- 0	NEUTRAL	1- 0	0- 0	0- 0				
18- 0	0- 0	0- 0	CONFERENCE	0- 0	18- 0	18- 0				
10- 0	0- 0	0- 0	HOME	0- 0	10- 0	10- 0				
8- 0	0- 0	0- 0	AWAY	0- 0	8- 0	8- 0				
0- 0	0- 0	0- 0	NEUTRAL	0- 0	0- 0	0- 0				

RPI 1-25				RPI 26-50				RPI 51-100				Team's RPI: 66	RPI 101+			
RPI	S	Opponent	Score	RPI	S	Opponent	Score	RPI	S	Opponent	Score		RPI	S	Opponent	Score
4	N	Stanford	65 88	26	A	South Dakota St.	62 80	73	N	American	90 71		111	H	Houston	76 71
								78	A	Duke	41 57		129	H	Abilene Christian	81 65
								100	H	UAB	60 62		183	A	Liberty	65 64
													183	H	Liberty	68 50
													185	A	Hawaii	73 67
													194	A	Saint Francis (PA)	83 69
													199	A	North Ala.	68 52
													199	H	North Ala.	76 51
													209	A	Stetson	73 40
													209	H	Stetson	61 42
													231	A	Jacksonville	68 62
													231	H	Jacksonville	82 58
													235	A	North Florida	105 66
													235	H	North Florida	80 48
													292	A	Kennesaw St.	69 46
													292	H	Kennesaw St.	77 48
													292	H	Kennesaw St.	79 48
													314	H	Coppin St.	93 61
													322	H	FIU	100 58
													325	A	NJIT	67 35
													325	H	NJIT	58 45
													325	H	NJIT	61 42
													330	A	Lipscomb	80 46
													330	H	Lipscomb	82 40
LAST 12 Division I GAMES:																
				325	H	NJIT	58 45					209	A	Stetson	73 40	
				292	H	Kennesaw St.	77 48					325	H	NJIT	61 42	
				209	H	Stetson	61 42					183	A	Liberty	65 64	
				231	A	Jacksonville	68 62					199	H	North Ala.	76 51	
				292	H	Kennesaw St.	79 48					231	H	Jacksonville	82 58	
				330	A	Lipscomb	80 46					325	A	NJIT	67 35	

Non-Div I Games: Fla. Memorial 99 68 Johnson & Wales (FI109 64

FGCU

Loss, Non-Conf, S Site, H Home A Away N Neutral

Average RPI Win:	323	WON-LOST	WINNING	LAST 10	STRENGTH OF	OPP. STRENGTH	TEAM	ADJ.	CONF.	ADJ CONF.
Average RPI Loss:	156	RECORD	PCT. RANK	GAMES	SCHEDULE	OF SCHEDULE	RPI	RPI	RPI	RPI
DIV. I ONLY	5- 23	328	0- 1	169	245	322	322	14	14	
DIV. I NON-CONF.	3- 9	271	0- 1	156	344	303	303	17	17	
TOTALS	RPI 1-25	RPI 26-50	W-L RECORDS	RPI 51-100	RPI 101-999	RPI 150+				
5- 23	0- 1	0- 1	OVERALL	0- 5	5- 16	5- 12				
5- 12	0- 1	0- 0	HOME	0- 4	5- 7	5- 5				
0- 11	0- 0	0- 1	AWAY	0- 1	0- 9	0- 7				
0- 0	0- 0	0- 0	NEUTRAL	0- 0	0- 0	0- 0				
3- 9	0- 1	0- 0	NON-CONFERENCE	0- 2	3- 6	3- 5				
3- 6	0- 1	0- 0	HOME	0- 1	3- 4	3- 3				
0- 3	0- 0	0- 0	AWAY	0- 1	0- 2	0- 2				
0- 0	0- 0	0- 0	NEUTRAL	0- 0	0- 0	0- 0				
2- 14	0- 0	0- 1	CONFERENCE	0- 3	2- 10	2- 7				
2- 6	0- 0	0- 0	HOME	0- 3	2- 3	2- 2				
0- 8	0- 0	0- 1	AWAY	0- 0	0- 7	0- 5				
0- 0	0- 0	0- 0	NEUTRAL	0- 0	0- 0	0- 0				

RPI	S	Opponent	Score	RPI	S	Opponent	Score	RPI	S	Opponent	Score	RPI	S	Opponent	Score	Team's RPI: 322
19	H	Miami (FL)	43 94	30	A	Rice	44 76	64	H	Middle Tenn.	43 49	105	A	Charlotte	54 69	
								66	A	FGCU	58 100	105	H	Charlotte	53 62	
								95	H	Western Ky.	82 94	110	A	Old Dominion	68 95	
								98	H	South Alabama	77 84	144	H	Georgia St.	61 67	
								100	H	UAB	59 83	172	A	Louisiana Tech	72 90	
												176	A	North Texas	50 75	
												195	A	Southern Miss.	57 71	
												198	H	Campbell	54 59	
												201	A	Bethune-Cookman	57 68	
												222	A	Marshall	42 87	
												222	H	Marshall	58 86	
												229	H	Howard	62 89	
												231	H	Jacksonville	62 73	
												235	A	North Florida	53 62	
												259	H	UTEP	55 60	
												302	H	UTSA	51 40	
												307	A	Fla. Atlantic	55 77	
												307	H	Fla. Atlantic	56 49	
												311	H	Morgan St.	59 50	
												346	H	Florida A&M	77 54	
												350	H	Alcorn	75 40	
LAST 12 Division I GAMES:																
98	H	South Alabama	77 84	30	A	Rice	44 76	259	H	UTEP	55 60	172	A	Louisiana Tech	72 90	
198	H	Campbell	54 59	302	H	UTSA	51 40	195	A	Southern Miss.	57 71	307	A	Fla. Atlantic	55 77	
222	A	Marshall	42 87	195	A	Southern Miss.	57 71	307	A	Fla. Atlantic	55 77					
105	H	Charlotte	53 62													
307	H	Fla. Atlantic	56 49													
176	A	North Texas	50 75													

Non-Div I Games: Palm Beach Atl. 63 66

FIU

Loss, Non-Conf, S Site, H Home A Away N Neutral

Fairfield

Through Games Of March 16, 2019

Average RPI Win:	304	WON-LOST	WINNING	LAST 10	STRENGTH OF	OPP. STRENGTH	TEAM	ADJ.	CONF.	ADJ CONF.
Average RPI Loss:	175	RECORD	PCT. RANK	GAMES	SCHEDULE	OF SCHEDULE	RPI	RPI	RPI	RPI
DIV. I ONLY	11- 20	254	1- 1	284	293	284	284	26	26	
DIV. I NON-CONF.	3- 8	267	0- 0	298	311	314	314	27	27	
TOTALS	RPI 1-25	RPI 26-50	W-L RECORDS	RPI 51-100	RPI 101-999	RPI 150+				
11- 20	0- 0	0- 4	OVERALL	0- 1	11- 15	11- 13				
5- 7	0- 0	0- 1	HOME	0- 1	5- 5	5- 4				
4- 9	0- 0	0- 1	AWAY	0- 0	4- 8	4- 7				
2- 4	0- 0	0- 2	NEUTRAL	0- 0	2- 2	2- 2				
3- 8	0- 0	0- 1	NON-CONFERENCE	0- 1	3- 6	3- 6				
1- 2	0- 0	0- 0	HOME	0- 1	1- 1	1- 1				
1- 3	0- 0	0- 0	AWAY	0- 0	1- 3	1- 3				
1- 3	0- 0	0- 1	NEUTRAL	0- 0	1- 2	1- 2				
8- 12	0- 0	0- 3	CONFERENCE	0- 0	8- 9	8- 7				
4- 5	0- 0	0- 1	HOME	0- 0	4- 4	4- 3				
3- 6	0- 0	0- 1	AWAY	0- 0	3- 5	3- 4				
1- 1	0- 0	0- 1	NEUTRAL	0- 0	1- 0	1- 0				

RPI S	Opponent	Score	RPI S	Opponent	Score	RPI S	Opponent	Score	RPI S	Opponent	Score	Team's RPI: 284
40	A Quinnipiac	36 81	40	H Quinnipiac	40 48	96	H Northeastern	50 59	118	A Marist	44 85	
40	H Quinnipiac	40 48	40	N Quinnipiac	48 63				118	H Marist	46 56	
40	N Quinnipiac	48 63	42	N Bucknell	54 77				161	H William & Mary	54 60	
									170	A Rider	59 62	
									170	H Rider	53 60	
									193	N Furman	70 77	
									206	N Massachusetts	49 59	
									211	A Dartmouth	46 59	
									216	H Monmouth	63 73	
									218	A Xavier	35 48	
									267	A Manhattan	41 47	
									271	A Niagara	68 71	
									271	H Niagara	55 54	
									271	N Niagara	74 69	
									275	A Richmond	58 40	
									277	A Siena	66 40	
									277	H Siena	59 55	
									282	A Brown	49 68	
									286	A Canisius	50 53	
									286	H Canisius	72 65	
									324	A Iona	55 42	
									324	H Iona	67 56	
									339	N UIC	68 60	
									347	A Saint Peter's	69 61	
									347	H Saint Peter's	65 68	
									351	H LIU Brooklyn	71 43	
LAST 12 Division I GAMES:												
271	N Niagara	74 69	40	H Quinnipiac	40 48							
40	N Quinnipiac	48 63	277	A Siena	66 40							
170	H Rider	53 60	271	H Niagara	55 54							
324	H Iona	67 56	286	H Canisius	72 65							
347	A Saint Peter's	69 61	216	H Monmouth	63 73							
118	A Marist	44 85	267	A Manhattan	41 47							

Non-Div I Games:

Fairfield

■ Loss,
 ■ Non-Conf,
 ■ S Site,
 ■ Home
 ■ A Away
 N Neutral

RPI	S	Opponent	Score	
351	A	LIU Brooklyn	69	52
351	H	LIU Brooklyn	68	49

F
a
i
r
l
e
i
g
h
D
i
c
k
i
n
s
o
n

F
a
i
r
l
e
i
g
h
D
i
c
k
i
n
s
o
n

Fairleigh Dickinson

Average RPI Win:	299	WON-LOST	WINNING	LAST 10	STRENGTH OF	OPP. STRENGTH	TEAM	ADJ.	CONF.	ADJ CONF.
Average RPI Loss:	150	RECORD	PCT. RANK	GAMES	SCHEDULE	OF SCHEDULE	RPI	RPI	RPI	RPI
DIV. I ONLY	5- 25	331	0- 1	140	200	307	307	14	14	
DIV. I NON-CONF.	3- 10	278	0- 0	173	312	290	290	17	17	
TOTALS	RPI 1-25	RPI 26-50	W-L RECORDS	RPI 51-100	RPI 101-999	RPI 150+				
5- 25	0- 0	0- 2	OVERALL	0- 5	5- 18	5- 13				
4- 12	0- 0	0- 0	HOME	0- 3	4- 9	4- 7				
1- 12	0- 0	0- 2	AWAY	0- 2	1- 8	1- 6				
0- 1	0- 0	0- 0	NEUTRAL	0- 0	0- 1	0- 0				
3- 10	0- 0	0- 1	NON-CONFERENCE	0- 1	3- 8	3- 7				
2- 6	0- 0	0- 0	HOME	0- 0	2- 6	2- 5				
1- 4	0- 0	0- 1	AWAY	0- 1	1- 2	1- 2				
0- 0	0- 0	0- 0	NEUTRAL	0- 0	0- 0	0- 0				
2- 15	0- 0	0- 1	CONFERENCE	0- 4	2- 10	2- 6				
2- 6	0- 0	0- 0	HOME	0- 3	2- 3	2- 2				
0- 8	0- 0	0- 1	AWAY	0- 1	0- 6	0- 4				
0- 1	0- 0	0- 0	NEUTRAL	0- 0	0- 1	0- 0				

RPI S	Opponent	Score	RPI S	Opponent	Score	RPI S	Opponent	Score	RPI S	Opponent	Score	Team's RPI: 307
30	A Rice	35 63	43	A Michigan St.	74 89	60	A Little Rock	38 61	105	A Charlotte	47 68	
						64	A Middle Tenn.	48 74	110	A Old Dominion	53 87	
						64	H Middle Tenn.	55 74	110	H Old Dominion	64 68	
						95	H Western Ky.	50 81	110	N Old Dominion	32 60	
						100	H UAB	64 89	144	H Georgia St.	59 75	
									153	H Bradley	59 80	
									169	A Tulane	45 88	
									172	A Louisiana Tech	55 86	
									176	A North Texas	62 82	
									184	H Saint Louis	61 93	
									193	A Furman	57 73	
									195	A Southern Miss.	45 67	
									202	H Hampton	68 72	
									203	H N.C. A&T	65 67	
									222	H Marshall	67 72	
									259	H UTEP	44 70	
									270	H Western Mich.	59 69	
									275	H Richmond	69 55	
									277	A Siena	70 66	
									302	H UTSA	86 70	
									320	H Lafayette	53 49	
									322	A FIU	49 56	
									322	H FIU	77 55	
LAST 12 Division I GAMES:												
110	N Old Dominion	32 60	30	A Rice	35 63							
184	H Saint Louis	61 93	176	A North Texas	62 82							
153	H Bradley	59 80	302	H UTSA	86 70							
110	H Old Dominion	64 68	259	H UTEP	44 70							
64	A Middle Tenn.	48 74	195	A Southern Miss.	45 67							
322	A FIU	49 56	172	A Louisiana Tech	55 86							

Non-Div I Games:

Average RPI Win:	200	WON-LOST	WINNING	LAST 10	STRENGTH OF	OPP. STRENGTH	TEAM	ADJ.	CONF.	ADJ CONF.
Average RPI Loss:	89	RECORD	PCT. RANK	GAMES	SCHEDULE	OF SCHEDULE	RPI	RPI	RPI	RPI
DIV. I ONLY	8- 23	297	0- 1	60	69	213	213	5	5	
DIV. I NON-CONF.	4- 9	252	0- 0	127	189	247	247	5	5	
TOTALS	RPI 1-25	RPI 26-50	W-L RECORDS	RPI 51-100	RPI 101-999	RPI 150+				
8- 23	0- 6	1- 3	OVERALL	0- 5	7- 9	6- 4				
6- 9	0- 3	1- 1	HOME	0- 2	5- 3	4- 1				
1- 12	0- 3	0- 1	AWAY	0- 2	1- 6	1- 3				
1- 2	0- 0	0- 1	NEUTRAL	0- 1	1- 0	1- 0				
4- 9	0- 1	0- 1	NON-CONFERENCE	0- 2	4- 5	3- 2				
4- 3	0- 0	0- 0	HOME	0- 1	4- 2	3- 1				
0- 5	0- 1	0- 1	AWAY	0- 0	0- 3	0- 1				
0- 1	0- 0	0- 0	NEUTRAL	0- 1	0- 0	0- 0				
4- 14	0- 5	1- 2	CONFERENCE	0- 3	3- 4	3- 2				
2- 6	0- 3	1- 1	HOME	0- 1	1- 1	1- 0				
1- 7	0- 2	0- 0	AWAY	0- 2	1- 3	1- 2				
1- 1	0- 0	0- 1	NEUTRAL	0- 0	1- 0	1- 0				

RPI	S	Opponent	Score	RPI	S	Opponent	Score	RPI	S	Opponent	Score	RPI	S	Opponent	Score	Team's RPI: 213
8	H	Mississippi St.	42 90	30	H	Missouri	58 56	59	A	Tennessee	50 67	101	A	Ohio St.	41 46	
16	H	Texas A&M	62 80	30	N	Missouri	56 87	67	H	Arkansas	73 83	112	A	Georgia	58 93	
18	A	South Carolina	40 71	47	A	Indiana	64 83	86	A	LSU	51 69	112	H	Georgia	57 69	
18	H	South Carolina	77 96	49	H	Auburn	56 64	89	N	Utah	58 74	116	H	Northwestern	74 83	
21	A	Florida St.	56 63					96	H	Northeastern	66 79	134	A	Mercer	82 92	
22	A	Kentucky	51 62									140	H	Texas Tech	72 67	
												157	A	Alabama	67 74	
												157	H	Alabama	57 55	
												201	H	Bethune-Cookman	64 53	
												204	A	UNLV	53 56	
												210	A	Vanderbilt	78 66	
												239	A	Ole Miss	66 76	
												239	N	Ole Miss	64 57	
												243	H	Gardner-Webb	58 60	
												280	H	Charleston So.	70 60	
												346	H	Florida A&M	62 38	
LAST 12 Division I GAMES:																
		30	N	Missouri	56	87		86	A	LSU	51	69				
		239	N	Ole Miss	64	57		18	H	South Carolina	77	96				
		204	A	UNLV	53	56		112	A	Georgia	58	93				
		210	A	Vanderbilt	78	66		157	H	Alabama	57	55				
		112	H	Georgia	57	69		22	A	Kentucky	51	62				
		16	H	Texas A&M	62	80		59	A	Tennessee	50	67				

Non-Div I Games:

Florida

■ Loss,
 ■ Non-Conf, S Site,
 ■ Home
 ■ Away
 N Neutral

Average RPI Win: 243		WON-LOST	WINNING	LAST 10	STRENGTH OF	OPP. STRENGTH	TEAM	ADJ.	CONF.	ADJ CONF.
Average RPI Loss: 234		RECORD	PCT. RANK	GAMES	SCHEDULE	OF SCHEDULE	RPI	RPI	RPI	RPI
DIV. I ONLY		3- 25	343	0- 1	306	341	346	346	32	32
DIV. I NON-CONF.		1- 10	329	0- 0	267	184	339	339	32	32
TOTALS	RPI 1-25		RPI 26-50		W-L RECORDS		RPI 51-100		RPI 101-999	RPI 150+
3- 25	0- 1		1- 0		OVERALL		0- 1		2- 23	2- 23
2- 8	0- 0		1- 0		HOME		0- 0		1- 8	1- 8
1- 13	0- 1		0- 0		AWAY		0- 1		1- 11	1- 11
0- 4	0- 0		0- 0		NEUTRAL		0- 0		0- 4	0- 4
1- 10	0- 1		1- 0		NON-CONFERENCE		0- 1		0- 8	0- 8
1- 1	0- 0		1- 0		HOME		0- 0		0- 1	0- 1
0- 6	0- 1		0- 0		AWAY		0- 1		0- 4	0- 4
0- 3	0- 0		0- 0		NEUTRAL		0- 0		0- 3	0- 3
2- 15	0- 0		0- 0		CONFERENCE		0- 0		2- 15	2- 15
1- 7	0- 0		0- 0		HOME		0- 0		1- 7	1- 7
1- 7	0- 0		0- 0		AWAY		0- 0		1- 7	1- 7
0- 1	0- 0		0- 0		NEUTRAL		0- 0		0- 1	0- 1

RPI 1-25			
RPI	S	Opponent	Score
19	A	Miami (FL)	54 103
RPI 26-50			
RPI	S	Opponent	Score
44	H	Miami (OH)	57 56
RPI 51-100			
RPI	S	Opponent	Score
59	A	Tennessee	31 96
Team's RPI: 346			
RPI	S	Opponent	Score
169	N	Tulane	34 78
201	A	Bethune-Cookman	60 70
201	H	Bethune-Cookman	50 52
203	A	N.C. A&T	53 77
203	H	N.C. A&T	48 56
205	H	UMES	36 68
209	A	Stetson	44 69
213	A	Florida	38 62
215	H	Jacksonville St.	31 62
229	A	Howard	68 74
229	H	Howard	59 81
229	N	Howard	53 59
235	A	North Florida	53 64
251	A	Norfolk St.	58 60
251	H	Norfolk St.	45 69
270	N	Western Mich.	50 69
299	A	South Carolina St.	48 61
311	A	Morgan St.	71 75
314	A	Coppin St.	53 73
322	A	FIU	54 77
326	N	Omaha	50 57
335	H	N.C. Central	57 64
340	H	Delaware St.	57 52
345	A	Savannah St.	60 55
345	H	Savannah St.	50 54
LAST 12 Division I GAMES:			
229	N	Howard	53 59
326	N	Omaha	50 57
201	A	Bethune-Cookman	60 70
203	A	N.C. A&T	53 77
201	H	Bethune-Cookman	50 52
299	A	South Carolina St.	48 61
345	A	Savannah St.	60 55
251	H	Norfolk St.	45 69
229	H	Howard	59 81
335	H	N.C. Central	57 64
203	H	N.C. A&T	48 56
311	A	Morgan St.	71 75

Non-Div I Games:	Edward Waters	70	64
------------------	---------------	----	----

Florida A&M

Loss, Non-Conf, S Site, H Home A Away N Neutral

Average RPI Win:	122	WON-LOST	WINNING	LAST 10	STRENGTH OF	OPP. STRENGTH	TEAM	ADJ.	CONF.	ADJ CONF.
Average RPI Loss:	29	RECORD	PCT. RANK	GAMES	SCHEDULE	OF SCHEDULE	RPI	RPI	RPI	RPI
DIV. I ONLY	23- 8	49	0- 1	35	11	21	21	1	1	
DIV. I NON-CONF.	12- 1	11	0- 0	149	84	31	31	1	1	
TOTALS	RPI 1-25	RPI 26-50	W-L RECORDS	RPI 51-100	RPI 101-999	RPI 150+				
23- 8	3- 5	1- 0	OVERALL	7- 3	12- 0	5- 0				
12- 4	2- 2	0- 0	HOME	3- 2	7- 0	3- 0				
8- 3	0- 2	1- 0	AWAY	3- 1	4- 0	1- 0				
3- 1	1- 1	0- 0	NEUTRAL	1- 0	1- 0	1- 0				
12- 1	1- 0	0- 0	NON-CONFERENCE	2- 1	9- 0	5- 0				
7- 1	0- 0	0- 0	HOME	2- 1	5- 0	3- 0				
3- 0	0- 0	0- 0	AWAY	0- 0	3- 0	1- 0				
2- 0	1- 0	0- 0	NEUTRAL	0- 0	1- 0	1- 0				
11- 7	2- 5	1- 0	CONFERENCE	5- 2	3- 0	0- 0				
5- 3	2- 2	0- 0	HOME	1- 1	2- 0	0- 0				
5- 3	0- 2	1- 0	AWAY	3- 1	1- 0	0- 0				
1- 1	0- 1	0- 0	NEUTRAL	1- 0	0- 0	0- 0				

RPI	S	Opponent	Score	RPI	S	Opponent	Score	RPI	S	Opponent	Score	RPI	S	Opponent	Score
1	A	Notre Dame	70 97	37	A	North Carolina	64 63	51	A	Clemson	68 73	117	A	St. John's (NY)	57 53
3	H	Louisville	49 68					51	H	Clemson	45 57	127	H	Pittsburgh	78 46
7	N	Iowa	71 67					68	A	Georgia Tech	64 55	133	A	Boston College	91 71
9	H	NC State	75 70					72	A	Virginia Tech	56 54	134	A	Mercer	57 56
9	N	NC State	62 69					78	H	Duke	66 62	144	H	Georgia St.	79 43
10	H	Syracuse	88 94					78	N	Duke	51 41	145	H	Penn St.	87 58
19	A	Miami (FL)	54 64					86	H	LSU	45 58	147	H	Wake Forest	85 61
19	H	Miami (FL)	62 58					91	H	Creighton	71 52	197	A	Milwaukee	87 62
								93	H	Troy	103 67	213	H	Florida	63 56
								97	A	Virginia	63 61	231	H	Jacksonville	79 46
												235	H	North Florida	74 53
												333	N	Eastern Ky.	62 45
LAST 12 Division I GAMES:															
9	N	NC State	62 69	127	H	Pittsburgh	78 46								
78	N	Duke	51 41	51	A	Clemson	68 73								
7	N	Iowa	71 67	1	A	Notre Dame	70 97								
68	A	Georgia Tech	64 55	9	H	NC State	75 70								
10	H	Syracuse	88 94	147	H	Wake Forest	85 61								
19	A	Miami (FL)	54 64	19	H	Miami (FL)	62 58								

Non-Div I Games:

Florida St.

■ Loss,
■ Non-Conf, S Site,
■ Home
■ Away
N Neutral

Average RPI Win: 197	WON-LOST	WINNING	LAST 10	STRENGTH OF	OPP. STRENGTH	TEAM	ADJ.	CONF.	ADJ CONF.
Average RPI Loss: 104	RECORD	PCT. RANK	GAMES	SCHEDULE	OF SCHEDULE	RPI	RPI	RPI	RPI
DIV. I ONLY	25- 8	44	3- 0	206	114	82	82	17	17
DIV. I NON-CONF.	9- 5	104	0- 0	235	24	133	133	16	16
TOTALS	RPI 1-25	RPI 26-50	W-L RECORDS	RPI 51-100	RPI 101-999	RPI 150+			
25- 8	0- 0	0- 1	OVERALL	3- 3	22- 4	16- 0			
12- 3	0- 0	0- 0	HOME	2- 1	10- 2	7- 0			
8- 4	0- 0	0- 0	AWAY	0- 2	8- 2	7- 0			
5- 1	0- 0	0- 1	NEUTRAL	1- 0	4- 0	2- 0			
9- 5	0- 0	0- 1	NON-CONFERENCE	2- 2	7- 2	5- 0			
6- 1	0- 0	0- 0	HOME	2- 0	4- 1	3- 0			
1- 3	0- 0	0- 0	AWAY	0- 2	1- 1	1- 0			
2- 1	0- 0	0- 1	NEUTRAL	0- 0	2- 0	1- 0			
16- 3	0- 0	0- 0	CONFERENCE	1- 1	15- 2	11- 0			
6- 2	0- 0	0- 0	HOME	0- 1	6- 1	4- 0			
7- 1	0- 0	0- 0	AWAY	0- 0	7- 1	6- 0			
3- 0	0- 0	0- 0	NEUTRAL	1- 0	2- 0	1- 0			

RPI S	Opponent	Score	RPI S	Opponent	Score	RPI S	Opponent	Score	RPI S	Opponent	Score
29 N	Texas	54 72	54 H	Maine	72 64	105 H	Charlotte	71 64	105 H	Charlotte	71 64
			64 H	Middle Tenn.	61 49	119 A	Dayton	50 72	119 A	Dayton	50 72
			70 A	Georgetown	38 58	119 H	Dayton	57 48	119 H	Dayton	57 48
			92 H	VCU	44 47	127 A	Pittsburgh	62 65	127 A	Pittsburgh	62 65
			92 N	VCU	62 47	136 N	Washington	65 57	136 N	Washington	65 57
			96 A	Northeastern	54 58	137 H	Duquesne	57 46	137 H	Duquesne	57 46
						137 N	Duquesne	76 34	137 N	Duquesne	76 34
						145 H	Penn St.	55 72	145 H	Penn St.	55 72
						150 A	Davidson	58 42	150 A	Davidson	58 42
						150 H	Davidson	56 60	150 H	Davidson	56 60
						184 A	Saint Louis	56 53	184 A	Saint Louis	56 53
						184 H	Saint Louis	54 51	184 H	Saint Louis	54 51
						206 H	Massachusetts	76 64	206 H	Massachusetts	76 64
						206 N	Massachusetts	73 62	206 N	Massachusetts	73 62
						217 A	George Washington	50 38	217 A	George Washington	50 38
						220 N	Ball St.	78 70	220 N	Ball St.	78 70
						226 H	George Mason	64 53	226 H	George Mason	64 53
						236 A	Saint Joseph's	51 41	236 A	Saint Joseph's	51 41
						253 H	Columbia	68 49	253 H	Columbia	68 49
						260 A	Rhode Island	56 38	260 A	Rhode Island	56 38
						262 A	St. Bonaventure	53 44	262 A	St. Bonaventure	53 44
						267 H	Manhattan	65 61	267 H	Manhattan	65 61
						275 H	Richmond	60 48	275 H	Richmond	60 48
						283 A	La Salle	65 54	283 A	La Salle	65 54
						319 H	Wagner	80 59	319 H	Wagner	80 59
						324 A	Iona	57 40	324 A	Iona	57 40
LAST 12 Division I GAMES:											
206 N	Massachusetts	73 62	236 A	Saint Joseph's	51 41						
137 N	Duquesne	76 34	119 H	Dayton	57 48						
92 N	VCU	62 47	206 H	Massachusetts	76 64						
64 H	Middle Tenn.	61 49	262 A	St. Bonaventure	53 44						
29 N	Texas	54 72	150 A	Davidson	58 42						
136 N	Washington	65 57	226 H	George Mason	64 53						

Non-Div I Games:

Fordham

■ Loss,
■ Non-Conf, S Site,
■ Home
■ Away
N Neutral

Fresno St.

Through Games Of March 16, 2019

Average RPI Win:	202	WON-LOST	WINNING	LAST 10	STRENGTH OF	OPP. STRENGTH	TEAM	ADJ.	CONF.	ADJ CONF.
Average RPI Loss:	110	RECORD	PCT. RANK	GAMES	SCHEDULE	OF SCHEDULE	RPI	RPI	RPI	RPI
DIV. I ONLY	17- 12	125	1- 1	134	120	121	121	15	15	
DIV. I NON-CONF.	5- 4	139	0- 0	153	44	107	107	13	13	
TOTALS	RPI 1-25	RPI 26-50	W-L RECORDS	RPI 51-100	RPI 101-999	RPI 150+				
17- 12	0- 1	0- 4	OVERALL	3- 3	14- 4	14- 4				
9- 4	0- 0	0- 1	HOME	2- 1	7- 2	7- 2				
8- 7	0- 1	0- 2	AWAY	1- 2	7- 2	7- 2				
0- 1	0- 0	0- 1	NEUTRAL	0- 0	0- 0	0- 0				
5- 4	0- 1	0- 1	NON-CONFERENCE	1- 1	4- 1	4- 1				
4- 0	0- 0	0- 0	HOME	1- 0	3- 0	3- 0				
1- 4	0- 1	0- 1	AWAY	0- 1	1- 1	1- 1				
0- 0	0- 0	0- 0	NEUTRAL	0- 0	0- 0	0- 0				
12- 8	0- 0	0- 3	CONFERENCE	2- 2	10- 3	10- 3				
5- 4	0- 0	0- 1	HOME	1- 1	4- 2	4- 2				
7- 3	0- 0	0- 1	AWAY	1- 1	6- 1	6- 1				
0- 1	0- 0	0- 1	NEUTRAL	0- 0	0- 0	0- 0				

RPI S	Opponent	Score	RPI S	Opponent	Score	RPI S	Opponent	Score	RPI S	Opponent	Score	Team's RPI: 121
23	A Arizona St.	52 68	35	A UCLA	80 89	53	A Southern California	61 62	163	H Santa Clara	80 53	
			38	A Boise St.	76 83	55	A New Mexico	73 82	180	A Utah St.	64 53	
			38	H Boise St.	60 72	55	H New Mexico	77 70	180	H Utah St.	70 59	
			38	N Boise St.	77 89	62	A Wyoming	66 64	181	A Eastern Wash.	68 58	
						62	H Wyoming	56 63	197	H Milwaukee	65 48	
						75	H UT Arlington	70 61	204	A UNLV	66 55	
									204	H UNLV	73 55	
									208	A San Diego St.	87 81	
									208	H San Diego St.	58 59	
									223	A Northern Ariz.	73 86	
									246	A Nevada	79 63	
									246	H Nevada	41 57	
									281	A Colorado St.	66 55	
									281	H Colorado St.	57 54	
									297	A Air Force	77 70	
									298	A San Jose St.	57 65	
									298	H San Jose St.	77 48	
									316	H Cal Poly	76 58	
LAST 12 Division I GAMES:												
204	A UNLV	66 55	297	A Air Force	77 70							
38	N Boise St.	77 89	55	H New Mexico	77 70							
298	A San Jose St.	57 65	38	A Boise St.	76 83							
208	H San Diego St.	58 59	204	H UNLV	73 55							
62	A Wyoming	66 64	180	A Utah St.	64 53							
246	H Nevada	41 57	55	A New Mexico	73 82							

Non-Div I Games: Stanislaus St. 86 51 Fresno Pacific 90 51

Fresno St.

Loss, Non-Conf, S Site, H Home A Away N Neutral

Average RPI Win:	276	WON-LOST	WINNING	LAST 10	STRENGTH OF	OPP. STRENGTH	TEAM	ADJ.	CONF.	ADJ CONF.
Average RPI Loss:	150	RECORD	PCT. RANK	GAMES	SCHEDULE	OF SCHEDULE	RPI	RPI	RPI	RPI
DIV. I ONLY	18- 12	115	2- 1	325	244	193	193	28	28	
DIV. I NON-CONF.	7- 6	153	0- 0	275	204	210	210	24	24	
TOTALS	RPI 1-25	RPI 26-50	W-L RECORDS	RPI 51-100	RPI 101-999	RPI 150+				
18- 12	0- 2	0- 0	OVERALL	0- 1	18- 9	18- 5				
11- 2	0- 0	0- 0	HOME	0- 1	11- 1	11- 0				
4- 8	0- 2	0- 0	AWAY	0- 0	4- 6	4- 4				
3- 2	0- 0	0- 0	NEUTRAL	0- 0	3- 2	3- 1				
7- 6	0- 2	0- 0	NON-CONFERENCE	0- 1	7- 3	7- 2				
5- 1	0- 0	0- 0	HOME	0- 1	5- 0	5- 0				
1- 4	0- 2	0- 0	AWAY	0- 0	1- 2	1- 1				
1- 1	0- 0	0- 0	NEUTRAL	0- 0	1- 1	1- 1				
11- 6	0- 0	0- 0	CONFERENCE	0- 0	11- 6	11- 3				
6- 1	0- 0	0- 0	HOME	0- 0	6- 1	6- 0				
3- 4	0- 0	0- 0	AWAY	0- 0	3- 4	3- 3				
2- 1	0- 0	0- 0	NEUTRAL	0- 0	2- 1	2- 0				

RPI	S	Opponent	Score	RPI	S	Opponent	Score	RPI	S	Opponent	Score	RPI	S	Opponent	Score	Team's RPI: 193
8	A	Mississippi St.	41 106					64	H	Middle Tenn.	71 78	112	A	Georgia	38 61	
18	A	South Carolina	53 66									134	A	Mercer	62 66	
												134	H	Mercer	60 75	
												134	N	Mercer	63 66	
												168	A	Chattanooga	53 73	
												168	H	Chattanooga	61 54	
												168	N	Chattanooga	73 67	
												174	H	UNC Asheville	58 47	
												241	N	Western Ill.	78 85	
												242	A	ETSU	70 75	
												242	H	ETSU	57 55	
												243	H	Gardner-Webb	70 57	
												257	A	Wofford	75 84	
												257	H	Wofford	63 50	
												284	N	Fairfield	77 70	
												290	A	Samford	74 41	
												290	H	Samford	57 36	
												290	N	Samford	67 52	
												292	A	Kennesaw St.	63 74	
												296	A	Col. of Charleston	70 67	
												307	H	Fla. Atlantic	73 57	
												309	A	UNC Greensboro	59 49	
												309	H	UNC Greensboro	64 61	
												315	H	Presbyterian	76 68	
												341	A	Western Caro.	53 28	
												341	H	Western Caro.	65 55	
LAST 12 Division I GAMES:																
290	N	Samford	67 52	242	H	ETSU	57 55									
168	N	Chattanooga	73 67	168	H	Chattanooga	61 54									
134	N	Mercer	63 66	309	A	UNC Greensboro	59 49									
290	A	Samford	74 41	341	A	Western Caro.	53 28									
134	A	Mercer	62 66	134	H	Mercer	60 75									
257	A	Wofford	75 84	290	H	Samford	57 36									

Non-Div I Games: Coker 71 42 North Greenville 74 78

Furman

Loss, Non-Conf, S Site, H Home A Away N Neutral

F
u
r
m
a
n

RPI S Furman Score

Through Games Of March 16, 2019

RPI	S	Opponent	Score
343	H	USC Upstate	78 67

F
u
r
m
a
n

Furman

Ga. Southern

Through Games Of March 16, 2019

Average RPI Win:	266	WON-LOST	WINNING	LAST 10	STRENGTH OF	OPP. STRENGTH	TEAM	ADJ.	CONF.	ADJ CONF.
Average RPI Loss:	155	RECORD	PCT. RANK	GAMES	SCHEDULE	OF SCHEDULE	RPI	RPI	RPI	RPI
DIV. I ONLY	6- 22	311	0- 1	146	252	287	287	12	12	
DIV. I NON-CONF.	4- 6	212	0- 0	193	349	223	223	14	14	
TOTALS	RPI 1-25	RPI 26-50	W-L RECORDS	RPI 51-100	RPI 101-999	RPI 150+				
6- 22	0- 0	0- 0	OVERALL	0- 8	6- 14	6- 8				
3- 10	0- 0	0- 0	HOME	0- 3	3- 7	3- 4				
3- 12	0- 0	0- 0	AWAY	0- 5	3- 7	3- 4				
0- 0	0- 0	0- 0	NEUTRAL	0- 0	0- 0	0- 0				
4- 6	0- 0	0- 0	NON-CONFERENCE	0- 1	4- 5	4- 2				
2- 2	0- 0	0- 0	HOME	0- 0	2- 2	2- 1				
2- 4	0- 0	0- 0	AWAY	0- 1	2- 3	2- 1				
0- 0	0- 0	0- 0	NEUTRAL	0- 0	0- 0	0- 0				
2- 16	0- 0	0- 0	CONFERENCE	0- 7	2- 9	2- 6				
1- 8	0- 0	0- 0	HOME	0- 3	1- 5	1- 3				
1- 8	0- 0	0- 0	AWAY	0- 4	1- 4	1- 3				
0- 0	0- 0	0- 0	NEUTRAL	0- 0	0- 0	0- 0				

RPI S	Opponent	Score	RPI S	Opponent	Score	RPI S	Opponent	Score	RPI S	Opponent	Score	Team's RPI: 287
60	A Little Rock	51 80	112	A Georgia	38 81	60	A Little Rock	51 80	112	A Georgia	38 81	
72	A Virginia Tech	49 78	130	H Appalachian St.	52 70	72	A Virginia Tech	49 78	130	H Appalachian St.	52 70	
75	A UT Arlington	48 81	134	H Mercer	72 79	75	A UT Arlington	48 81	134	H Mercer	72 79	
75	H UT Arlington	53 74	139	A Stony Brook	43 72	75	H UT Arlington	53 74	139	A Stony Brook	43 72	
93	A Troy	78 100	144	A Georgia St.	66 73	93	A Troy	78 100	144	A Georgia St.	66 73	
93	H Troy	81 97	144	H Georgia St.	66 83	93	H Troy	81 97	144	H Georgia St.	66 83	
98	A South Alabama	60 73	162	A Texas St.	65 55	98	A South Alabama	60 73	162	A Texas St.	65 55	
98	H South Alabama	53 69	162	H Texas St.	52 64	98	H South Alabama	53 69	162	H Texas St.	52 64	
			179	H Coastal Caro.	73 76				179	H Coastal Caro.	73 76	
			190	A Arkansas St.	75 86				190	A Arkansas St.	75 86	
			201	H Bethune-Cookman	77 76				201	H Bethune-Cookman	77 76	
			257	H Wofford	65 81				257	H Wofford	65 81	
			268	A Louisiana	48 59				268	A Louisiana	48 59	
			268	H Louisiana	79 71				268	H Louisiana	79 71	
			292	A Kennesaw St.	59 78				292	A Kennesaw St.	59 78	
			300	A La.-Monroe	57 58				300	A La.-Monroe	57 58	
			300	H La.-Monroe	62 80				300	H La.-Monroe	62 80	
			306	H Winthrop	64 55				306	H Winthrop	64 55	
			315	A Presbyterian	69 68				315	A Presbyterian	69 68	
			345	A Savannah St.	82 71				345	A Savannah St.	82 71	
LAST 12 Division I GAMES:												
144	A Georgia St.	66 73	98	A South Alabama	60 73							
190	A Arkansas St.	75 86	300	H La.-Monroe	62 80							
60	A Little Rock	51 80	268	H Louisiana	79 71							
130	H Appalachian St.	52 70	144	H Georgia St.	66 83							
179	H Coastal Caro.	73 76	162	A Texas St.	65 55							
93	A Troy	78 100	75	A UT Arlington	48 81							

Non-Div I Games: Coastal Ga. 68 46

Ga. Southern

■ Loss,
 ■ Non-Conf,
 ■ S Site,
 ■ Home
 ■ A Away
 N Neutral

Average RPI Win:	271	WON-LOST	WINNING	LAST 10	STRENGTH OF	OPP. STRENGTH	TEAM	ADJ.	CONF.	ADJ CONF.
Average RPI Loss:	187	RECORD	PCT. RANK	GAMES	SCHEDULE	OF SCHEDULE	RPI	RPI	RPI	RPI
DIV. I ONLY	13- 15	197	0- 1	300	303	243	243	27	27	
DIV. I NON-CONF.	3- 6	241	0- 0	209	276	233	233	29	29	
TOTALS	RPI 1-25	RPI 26-50	W-L RECORDS	RPI 51-100	RPI 101-999	RPI 150+				
13- 15	0- 0	0- 0	OVERALL	0- 2	13- 13	12- 9				
7- 5	0- 0	0- 0	HOME	0- 0	7- 5	6- 3				
6- 10	0- 0	0- 0	AWAY	0- 2	6- 8	6- 6				
0- 0	0- 0	0- 0	NEUTRAL	0- 0	0- 0	0- 0				
3- 6	0- 0	0- 0	NON-CONFERENCE	0- 1	3- 5	2- 3				
1- 2	0- 0	0- 0	HOME	0- 0	1- 2	0- 1				
2- 4	0- 0	0- 0	AWAY	0- 1	2- 3	2- 2				
0- 0	0- 0	0- 0	NEUTRAL	0- 0	0- 0	0- 0				
10- 9	0- 0	0- 0	CONFERENCE	0- 1	10- 8	10- 6				
6- 3	0- 0	0- 0	HOME	0- 0	6- 3	6- 2				
4- 6	0- 0	0- 0	AWAY	0- 1	4- 5	4- 4				
0- 0	0- 0	0- 0	NEUTRAL	0- 0	0- 0	0- 0				

RPI S	Opponent	Score	RPI S	Opponent	Score	RPI S	Opponent	Score	RPI S	Opponent	Score	Team's RPI: 243
						63	A Drexel	48 65	114	A High Point	70 78	
						81	A Radford	69 79	114	H High Point	61 78	
									131	H Morehead St.	69 84	
									138	A Delaware	45 69	
									150	H Davidson	54 49	
									174	A UNC Asheville	56 72	
									174	H UNC Asheville	69 59	
									193	A Furman	57 70	
									198	A Campbell	52 38	
									198	H Campbell	63 69	
									202	A Hampton	80 82	
									202	H Hampton	68 46	
									213	A Florida	60 58	
									221	H Mt. St. Mary's	62 69	
									257	A Wofford	53 59	
									280	A Charleston So.	58 66	
									280	H Charleston So.	75 65	
									306	A Winthrop	65 52	
									306	H Winthrop	62 64	
									315	A Presbyterian	66 58	
									315	H Presbyterian	67 62	
									338	A Longwood	79 85	
									338	H Longwood	80 78	
									341	A Western Caro.	62 52	
									343	A USC Upstate	75 67	
									343	H USC Upstate	92 72	
LAST 12 Division I GAMES:												
			174	A UNC Asheville	56 72				198	H Campbell	63 69	
			343	A USC Upstate	75 67				306	A Winthrop	65 52	
			315	H Presbyterian	67 62				338	H Longwood	80 78	
			280	A Charleston So.	58 66				81	A Radford	69 79	
			114	A High Point	70 78				338	A Longwood	79 85	
			202	H Hampton	68 46				280	H Charleston So.	75 65	

Non-Div I Games: Converse 79 51 Pfeiffer 82 46 Warren Wilson 100 37

Gardner-Webb

Loss, Non-Conf, S Site, H Home A Away N Neutral

George Mason

Through Games Of March 16, 2019

Average RPI Win:	239	WON-LOST	WINNING	LAST 10	STRENGTH OF	OPP. STRENGTH	TEAM	ADJ.	CONF.	ADJ CONF.
Average RPI Loss:	168	RECORD	PCT. RANK	GAMES	SCHEDULE	OF SCHEDULE	RPI	RPI	RPI	RPI
DIV. I ONLY	16- 14	148	0- 1	334	157	226	226	17	17	
DIV. I NON-CONF.	8- 5	119	0- 0	315	180	185	185	16	16	
TOTALS	RPI 1-25	RPI 26-50	W-L RECORDS	RPI 51-100	RPI 101-999	RPI 150+				
16- 14	0- 0	0- 0	OVERALL	0- 3	16- 11	14- 7				
10- 5	0- 0	0- 0	HOME	0- 1	10- 4	8- 2				
6- 9	0- 0	0- 0	AWAY	0- 2	6- 7	6- 5				
0- 0	0- 0	0- 0	NEUTRAL	0- 0	0- 0	0- 0				
8- 5	0- 0	0- 0	NON-CONFERENCE	0- 1	8- 4	7- 2				
5- 1	0- 0	0- 0	HOME	0- 0	5- 1	4- 0				
3- 4	0- 0	0- 0	AWAY	0- 1	3- 3	3- 2				
0- 0	0- 0	0- 0	NEUTRAL	0- 0	0- 0	0- 0				
8- 9	0- 0	0- 0	CONFERENCE	0- 2	8- 7	7- 5				
5- 4	0- 0	0- 0	HOME	0- 1	5- 3	4- 2				
3- 5	0- 0	0- 0	AWAY	0- 1	3- 4	3- 3				
0- 0	0- 0	0- 0	NEUTRAL	0- 0	0- 0	0- 0				

RPI S	Opponent	Score	RPI S	Opponent	Score	RPI S	Opponent	Score	RPI S	Opponent	Score	Team's RPI: 226
						73	A American	71 86	111	H Houston	56 66	
						82	A Fordham	53 64	119	H Dayton	54 51	
						92	H VCU	38 62	136	A Washington	52 81	
									137	H Duquesne	57 60	
									138	H Delaware	72 46	
									150	A Davidson	59 67	
									151	A Kansas	56 77	
									184	A Saint Louis	53 60	
									205	H UMES	70 49	
									206	A Massachusetts	70 52	
									206	H Massachusetts	80 86	
									217	A George Washington	64 60	
									217	H George Washington	61 46	
									228	A UMKC	91 84	
									229	A Howard	59 73	
									236	H Saint Joseph's	68 59	
									250	H Colgate	64 61	
									260	H Rhode Island	75 69	
									262	A St. Bonaventure	55 64	
									262	H St. Bonaventure	57 68	
									266	H Loyola Maryland	70 38	
									275	A Richmond	67 52	
									283	A La Salle	71 77	
									283	H La Salle	59 42	
									296	H Col. of Charleston	66 52	
									297	A Air Force	78 71	
LAST 12 Division I GAMES:												
206	H	Massachusetts	80	86	283	H	La Salle	59	42			
283	A	La Salle	71	77	82	A	Fordham	53	64			
236	H	Saint Joseph's	68	59	217	H	George Washington	61	46			
119	H	Dayton	54	51	262	A	St. Bonaventure	55	64			
275	A	Richmond	67	52	184	A	Saint Louis	53	60			
92	H	VCU	38	62	260	H	Rhode Island	75	69			

Non-Div I Games:

George Mason

■ Loss,
 ■ Non-Conf,
 ■ S Site,
 ■ H Home
 ■ A Away
 N Neutral

RPI	S	Opponent	Score
333	A	Eastern Ky.	91 75

G
e
o
r
g
e
M
a
s
o
n

G
e
o
r
g
e
M
a
s
o
n

George Mason

Average RPI Win:	175	WON-LOST	WINNING	LAST 10	STRENGTH OF	OPP. STRENGTH	TEAM	ADJ.	CONF.	ADJ CONF.
Average RPI Loss:	150	RECORD	PCT. RANK	GAMES	SCHEDULE	OF SCHEDULE	RPI	RPI	RPI	RPI
DIV. I ONLY	10- 20	262	0- 1	106	145	217	217	17	17	
DIV. I NON-CONF.	3- 10	278	0- 0	39	75	216	216	16	16	
TOTALS	RPI 1-25	RPI 26-50	W-L RECORDS	RPI 51-100	RPI 101-999	RPI 150+				
10- 20	0- 2	1- 1	OVERALL	1- 3	8- 14	5- 9				
6- 9	0- 1	1- 0	HOME	1- 2	4- 6	2- 3				
4- 9	0- 0	0- 1	AWAY	0- 0	4- 8	3- 6				
0- 2	0- 1	0- 0	NEUTRAL	0- 1	0- 0	0- 0				
3- 10	0- 2	1- 1	NON-CONFERENCE	0- 2	2- 5	1- 3				
3- 4	0- 1	1- 0	HOME	0- 1	2- 2	1- 1				
0- 4	0- 0	0- 1	AWAY	0- 0	0- 3	0- 2				
0- 2	0- 1	0- 0	NEUTRAL	0- 1	0- 0	0- 0				
7- 10	0- 0	0- 0	CONFERENCE	1- 1	6- 9	4- 6				
3- 5	0- 0	0- 0	HOME	1- 1	2- 4	1- 2				
4- 5	0- 0	0- 0	AWAY	0- 0	4- 5	3- 4				
0- 0	0- 0	0- 0	NEUTRAL	0- 0	0- 0	0- 0				

RPI 1-25				RPI 26-50				RPI 51-100				RPI 101+ Team's RPI: 217			
RPI	S	Opponent	Score	RPI	S	Opponent	Score	RPI	S	Opponent	Score	RPI	S	Opponent	Score
9	N	NC State	61 69	36	A	James Madison	37 50	56	H	Villanova	45 60	107	H	Towson	76 63
14	H	Maryland	30 69	49	H	Princeton	64 49	68	N	Georgia Tech	55 70	115	A	South Fla.	30 63
								82	H	Fordham	38 50	119	A	Dayton	53 62
								92	H	VCU	57 48	119	H	Dayton	46 45
												134	H	Mercer	53 61
												137	A	Duquesne	55 54
												137	H	Duquesne	53 64
												150	H	Davidson	42 62
												161	A	William & Mary	59 73
												184	A	Saint Louis	44 60
												206	A	Massachusetts	66 59
												216	H	Monmouth	51 55
												226	A	George Mason	46 61
												226	H	George Mason	60 64
												234	H	Memphis	51 38
												236	A	Saint Joseph's	49 61
												236	H	Saint Joseph's	38 41
												260	A	Rhode Island	64 59
												262	H	St. Bonaventure	57 44
												275	A	Richmond	48 56
												283	A	La Salle	67 59
												324	A	Iona	43 52
LAST 12 Division I GAMES:															
236	A	Saint Joseph's	49 61	236	H	Saint Joseph's	38 41								
275	A	Richmond	48 56	226	A	George Mason	46 61								
137	H	Duquesne	53 64	184	A	Saint Louis	44 60								
262	H	St. Bonaventure	57 44	150	H	Davidson	42 62								
206	A	Massachusetts	66 59	137	A	Duquesne	55 54								
119	A	Dayton	53 62	92	H	VCU	57 48								

Non-Div I Games:

George Washington

■ Loss,
 ■ Non-Conf,
 ■ S Site,
 ■ H Home
 ■ A Away
 N Neutral

Georgetown

Through Games Of March 16, 2019

Average RPI Win:	146	WON-LOST	WINNING	LAST 10	STRENGTH OF	OPP. STRENGTH	TEAM	ADJ.	CONF.	ADJ CONF.
Average RPI Loss:	48	RECORD	PCT. RANK	GAMES	SCHEDULE	OF SCHEDULE	RPI	RPI	RPI	RPI
DIV. I ONLY	16- 15	163	1- 0	18	55	70	70	6	6	
DIV. I NON-CONF.	6- 5	143	0- 0	19	49	70	70	4	4	
TOTALS	RPI 1-25	RPI 26-50	W-L RECORDS	RPI 51-100	RPI 101-999	RPI 150+				
16- 15	0- 8	0- 1	OVERALL	5- 4	11- 2	6- 0				
10- 5	0- 3	0- 0	HOME	3- 2	7- 0	3- 0				
5- 7	0- 2	0- 1	AWAY	1- 2	4- 2	3- 0				
1- 3	0- 3	0- 0	NEUTRAL	1- 0	0- 0	0- 0				
6- 5	0- 3	0- 1	NON-CONFERENCE	1- 1	5- 0	4- 0				
4- 2	0- 1	0- 0	HOME	1- 1	3- 0	2- 0				
2- 1	0- 0	0- 1	AWAY	0- 0	2- 0	2- 0				
0- 2	0- 2	0- 0	NEUTRAL	0- 0	0- 0	0- 0				
10- 10	0- 5	0- 0	CONFERENCE	4- 3	6- 2	2- 0				
6- 3	0- 2	0- 0	HOME	2- 1	4- 0	1- 0				
3- 6	0- 2	0- 0	AWAY	1- 2	2- 2	1- 0				
1- 1	0- 1	0- 0	NEUTRAL	1- 0	0- 0	0- 0				

RPI 1-25				RPI 26-50				RPI 51-100				RPI 101+			
RPI	S	Opponent	Score	RPI	S	Opponent	Score	RPI	S	Opponent	Score	RPI	S	Opponent	Score
2	N	Baylor	46 67	36	A	James Madison	57 69	56	A	Villanova	43 91	117	A	St. John's (NY)	51 59
9	H	NC State	65 76					56	H	Villanova	68 63	117	H	St. John's (NY)	82 80
12	A	Marquette	52 59					56	N	Villanova	76 67	120	A	Providence	68 52
12	H	Marquette	62 72					74	A	Butler	72 42	120	H	Providence	61 56
12	N	Marquette	62 75					74	H	Butler	50 59	127	H	Pittsburgh	70 41
20	A	DePaul	71 76					82	H	Fordham	58 38	142	A	Seton Hall	63 76
20	H	DePaul	64 69					91	A	Creighton	38 65	142	H	Seton Hall	51 43
25	N	Buffalo	64 73					91	H	Creighton	62 53	170	A	Rider	79 49
								92	H	VCU	45 47	205	H	UMES	74 55
												218	A	Xavier	67 64
												218	H	Xavier	68 61
												266	H	Loyola Maryland	45 30
												275	A	Richmond	73 53
LAST 12 Division I GAMES:															
56	N	Villanova	76 67	56	A	Villanova	43 91								
12	N	Marquette	62 75	20	A	DePaul	71 76								
218	A	Xavier	67 64	12	A	Marquette	52 59								
74	A	Butler	72 42	120	H	Providence	61 56								
117	H	St. John's (NY)	82 80	91	H	Creighton	62 53								
142	H	Seton Hall	51 43	142	A	Seton Hall	63 76								

Non-Div I Games:

Georgetown

■ Loss,
 ■ Non-Conf, S Site,
 ■ Home
 ■ Away
 N Neutral

Average RPI Win:	207	WON-LOST	WINNING	LAST 10	STRENGTH OF	OPP. STRENGTH	TEAM	ADJ.	CONF.	ADJ CONF.
Average RPI Loss:	45	RECORD	PCT. RANK	GAMES	SCHEDULE	OF SCHEDULE	RPI	RPI	RPI	RPI
DIV. I ONLY	18- 12	115	0- 1	119	77	112	112	5	5	
DIV. I NON-CONF.	9- 4	85	0- 0	239	248	137	137	5	5	
TOTALS	RPI 1-25	RPI 26-50	W-L RECORDS	RPI 51-100	RPI 101-999	RPI 150+				
18- 12	0- 5	0- 3	OVERALL	4- 3	14- 1	13- 1				
13- 3	0- 2	0- 0	HOME	3- 0	10- 1	9- 1				
4- 7	0- 2	0- 3	AWAY	1- 2	3- 0	3- 0				
1- 2	0- 1	0- 0	NEUTRAL	0- 1	1- 0	1- 0				
9- 4	0- 1	0- 1	NON-CONFERENCE	0- 2	9- 0	8- 0				
8- 0	0- 0	0- 0	HOME	0- 0	8- 0	7- 0				
0- 3	0- 0	0- 1	AWAY	0- 2	0- 0	0- 0				
1- 1	0- 1	0- 0	NEUTRAL	0- 0	1- 0	1- 0				
9- 8	0- 4	0- 2	CONFERENCE	4- 1	5- 1	5- 1				
5- 3	0- 2	0- 0	HOME	3- 0	2- 1	2- 1				
4- 4	0- 2	0- 2	AWAY	1- 0	3- 0	3- 0				
0- 1	0- 0	0- 0	NEUTRAL	0- 1	0- 0	0- 0				

RPI	S	Opponent	Score	RPI	S	Opponent	Score	RPI	S	Opponent	Score	RPI	S	Opponent	Score	Team's RPI: 112
8	A	Mississippi St.	71 80	30	A	Missouri	35 61	56	A	Villanova	56 62	134	H	Mercer	67 60	
14	N	Maryland	51 58	35	A	UCLA	69 80	59	H	Tennessee	66 62	157	A	Alabama	76 67	
16	H	Texas A&M	66 76	49	A	Auburn	58 59	67	A	Arkansas	80 72	157	H	Alabama	53 58	
18	A	South Carolina	57 65					67	H	Arkansas	93 83	193	H	Furman	61 38	
22	H	Kentucky	53 58					67	N	Arkansas	76 86	210	A	Vanderbilt	71 64	
								68	A	Georgia Tech	53 63	213	A	Florida	69 57	
								86	H	LSU	63 50	213	H	Florida	93 58	
												239	H	Ole Miss	78 56	
												262	H	St. Bonaventure	67 40	
												280	H	Charleston So.	83 75	
												287	H	Ga. Southern	81 38	
												306	H	Winthrop	85 39	
												311	N	Morgan St.	60 33	
												315	H	Presbyterian	83 59	
												330	H	Lipscomb	77 45	
LAST 12 Division I GAMES:																
67	N	Arkansas	76 86	18	A	South Carolina	57 65									
22	H	Kentucky	53 58	213	H	Florida	93 58									
213	A	Florida	69 57	49	A	Auburn	58 59									
157	A	Alabama	76 67	67	A	Arkansas	80 72									
67	H	Arkansas	93 83	157	H	Alabama	53 58									
239	H	Ole Miss	78 56	16	H	Texas A&M	66 76									

Non-Div I Games:

Georgia

■ Loss,
 ■ Non-Conf,
 ■ S Site,
 ■ Home
 ■ A Away
 N Neutral

Georgia St.

Through Games Of March 16, 2019

Average RPI Win:	232	WON-LOST	WINNING	LAST 10	STRENGTH OF	OPP. STRENGTH	TEAM	ADJ.	CONF.	ADJ CONF.
Average RPI Loss:	113	RECORD	PCT. RANK	GAMES	SCHEDULE	OF SCHEDULE	RPI	RPI	RPI	RPI
DIV. I ONLY	17- 13	131	0- 1	181	179	144	144	12	12	
DIV. I NON-CONF.	6- 5	143	0- 0	215	249	166	166	14	14	
TOTALS	RPI 1-25	RPI 26-50	W-L RECORDS	RPI 51-100	RPI 101-999	RPI 150+				
17- 13	0- 1	0- 1	OVERALL	3- 6	14- 5	13- 4				
10- 4	0- 0	0- 0	HOME	2- 2	8- 2	7- 2				
7- 8	0- 1	0- 1	AWAY	1- 4	6- 2	6- 2				
0- 1	0- 0	0- 0	NEUTRAL	0- 0	0- 1	0- 0				
6- 5	0- 1	0- 1	NON-CONFERENCE	0- 2	6- 1	6- 1				
4- 1	0- 0	0- 0	HOME	0- 1	4- 0	4- 0				
2- 4	0- 1	0- 1	AWAY	0- 1	2- 1	2- 1				
0- 0	0- 0	0- 0	NEUTRAL	0- 0	0- 0	0- 0				
11- 8	0- 0	0- 0	CONFERENCE	3- 4	8- 4	7- 3				
6- 3	0- 0	0- 0	HOME	2- 1	4- 2	3- 2				
5- 4	0- 0	0- 0	AWAY	1- 3	4- 1	4- 1				
0- 1	0- 0	0- 0	NEUTRAL	0- 0	0- 1	0- 0				

RPI 1-25				RPI 26-50				RPI 51-100				RPI 101+ Team's RPI: 144			
RPI	S	Opponent	Score	RPI	S	Opponent	Score	RPI	S	Opponent	Score	RPI	S	Opponent	Score
21	A	Florida St.	43 79	30	A	Rice	49 66	60	A	Little Rock	50 82	130	H	Appalachian St.	85 75
								64	A	Middle Tenn.	54 69	130	N	Appalachian St.	45 47
								68	H	Georgia Tech	71 78	162	A	Texas St.	57 34
								75	A	UT Arlington	45 69	162	H	Texas St.	60 69
								75	H	UT Arlington	50 48	179	H	Coastal Caro.	62 67
								93	A	Troy	85 70	190	A	Arkansas St.	64 62
								93	H	Troy	84 80	201	H	Bethune-Cookman	62 57
								98	A	South Alabama	59 62	215	A	Jacksonville St.	56 61
								98	H	South Alabama	59 68	268	A	Louisiana	54 57
												268	H	Louisiana	74 71
												287	A	Ga. Southern	83 66
												287	H	Ga. Southern	73 66
												292	H	Kennesaw St.	79 73
												300	A	La.-Monroe	56 41
												300	H	La.-Monroe	68 46
												307	A	Fla. Atlantic	75 59
												309	H	UNC Greensboro	70 63
												322	A	FIU	67 61
												335	H	N.C. Central	65 54
LAST 12 Division I GAMES:															
130	N	Appalachian St.	45 47	98	A	South Alabama	59 62								
287	H	Ga. Southern	73 66	93	A	Troy	85 70								
60	A	Little Rock	50 82	268	H	Louisiana	74 71								
190	A	Arkansas St.	64 62	300	H	La.-Monroe	68 46								
179	H	Coastal Caro.	62 67	287	A	Ga. Southern	83 66								
130	H	Appalachian St.	85 75	75	A	UT Arlington	45 69								

Non-Div I Games:

Georgia St.

■ Loss,
 ■ Non-Conf,
 S Site,
 ■ Home
 ■ Away
 N Neutral

Average RPI Win:	155	WON-LOST	WINNING	LAST 10	STRENGTH OF	OPP. STRENGTH	TEAM	ADJ.	CONF.	ADJ CONF.
Average RPI Loss:	40	RECORD	PCT. RANK	GAMES	SCHEDULE	OF SCHEDULE	RPI	RPI	RPI	RPI
DIV. I ONLY	17- 13	131	0- 1	47	20	68	68	1	1	
DIV. I NON-CONF.	10- 3	59	0- 0	180	177	71	71	1	1	
TOTALS	RPI 1-25	RPI 26-50	W-L RECORDS	RPI 51-100	RPI 101-999	RPI 150+				
17- 13	1- 7	0- 2	OVERALL	3- 2	13- 2	5- 0				
11- 3	1- 3	0- 0	HOME	3- 0	7- 0	4- 0				
3- 8	0- 4	0- 1	AWAY	0- 2	3- 1	0- 0				
3- 2	0- 0	0- 1	NEUTRAL	0- 0	3- 1	1- 0				
10- 3	0- 1	0- 0	NON-CONFERENCE	0- 0	10- 2	5- 0				
6- 0	0- 0	0- 0	HOME	0- 0	6- 0	4- 0				
1- 2	0- 1	0- 0	AWAY	0- 0	1- 1	0- 0				
3- 1	0- 0	0- 0	NEUTRAL	0- 0	3- 1	1- 0				
7- 10	1- 6	0- 2	CONFERENCE	3- 2	3- 0	0- 0				
5- 3	1- 3	0- 0	HOME	3- 0	1- 0	0- 0				
2- 6	0- 3	0- 1	AWAY	0- 2	2- 0	0- 0				
0- 1	0- 0	0- 1	NEUTRAL	0- 0	0- 0	0- 0				

RPI 1-25				RPI 26-50				RPI 51-100				Team's RPI: 68		RPI 101+			
RPI	S	Opponent	Score	RPI	S	Opponent	Score	RPI	S	Opponent	Score			RPI	S	Opponent	Score
1	A	Notre Dame	50 90	37	A	North Carolina	90 91	51	A	Clemson	61 71			109	N	Idaho St.	74 51
1	H	Notre Dame	55 76	37	N	North Carolina	73 80	51	H	Clemson	75 53			111	A	Houston	89 95
3	A	Louisville	44 61					72	H	Virginia Tech	76 68			112	H	Georgia	63 53
9	H	NC State	60 68					78	H	Duke	70 64			119	N	Dayton	66 85
10	H	Syracuse	65 55					97	A	Virginia	45 53			127	H	Pittsburgh	67 55
14	A	Maryland	54 67											130	H	Appalachian St.	71 53
19	A	Miami (FL)	56 69											133	A	Boston College	81 76
21	H	Florida St.	55 64											142	N	Seton Hall	84 73
														144	A	Georgia St.	78 71
														147	A	Wake Forest	60 46
														217	N	George Washington	70 55
														257	H	Wofford	81 40
														269	H	Alabama St.	69 42
														292	H	Kennesaw St.	60 35
														341	H	Western Caro.	84 49
LAST 12 Division I GAMES:																	
				37	N	North Carolina	73 80					147	A	Wake Forest	60 46		
				21	H	Florida St.	55 64					127	H	Pittsburgh	67 55		
				19	A	Miami (FL)	56 69					1	A	Notre Dame	50 90		
				97	A	Virginia	45 53					37	A	North Carolina	90 91		
				51	H	Clemson	75 53					9	H	NC State	60 68		
				72	H	Virginia Tech	76 68					10	H	Syracuse	65 55		

Non-Div I Games:

Georgia Tech

■ Loss,
 ■ Non-Conf,
 ■ S Site,
 ■ H Home
 ■ A Away
 N Neutral

Gonzaga

Through Games Of March 16, 2019

Average RPI Win:	139	WON-LOST	WINNING	LAST 10	STRENGTH OF	OPP. STRENGTH	TEAM	ADJ.	CONF.	ADJ CONF.
Average RPI Loss:	21	RECORD	PCT. RANK	GAMES	SCHEDULE	OF SCHEDULE	RPI	RPI	RPI	RPI
DIV. I ONLY	28- 4	7	1- 1	51	68	13	13	7	7	
DIV. I NON-CONF.	11- 1	13	0- 0	51	5	11	11	7	7	
TOTALS	RPI 1-25	RPI 26-50	W-L RECORDS	RPI 51-100	RPI 101-999	RPI 150+				
28- 4	1- 1	4- 3	OVERALL	5- 0	18- 0	13- 0				
14- 1	1- 0	1- 1	HOME	2- 0	10- 0	7- 0				
11- 1	0- 0	1- 1	AWAY	2- 0	8- 0	6- 0				
3- 2	0- 1	2- 1	NEUTRAL	1- 0	0- 0	0- 0				
11- 1	1- 1	1- 0	NON-CONFERENCE	3- 0	6- 0	5- 0				
6- 0	1- 0	0- 0	HOME	1- 0	4- 0	3- 0				
3- 0	0- 0	0- 0	AWAY	1- 0	2- 0	2- 0				
2- 1	0- 1	1- 0	NEUTRAL	1- 0	0- 0	0- 0				
17- 3	0- 0	3- 3	CONFERENCE	2- 0	12- 0	8- 0				
8- 1	0- 0	1- 1	HOME	1- 0	6- 0	4- 0				
8- 1	0- 0	1- 1	AWAY	1- 0	6- 0	4- 0				
1- 1	0- 0	1- 1	NEUTRAL	0- 0	0- 0	0- 0				

RPI 1-25				RPI 26-50				RPI 51-100				RPI 101+			
RPI	S	Opponent	Score	RPI	S	Opponent	Score	RPI	S	Opponent	Score	RPI	S	Opponent	Score
1	N	Notre Dame	65 81	27	A	BYU	68 70	65	A	Missouri St.	70 67	102	A	Pacific	63 51
4	H	Stanford	79 73	27	H	BYU	64 66	84	H	Idaho	88 51	102	H	Pacific	88 65
				27	N	BYU	68 82	95	N	Western Ky.	76 55	104	A	Loyola Marymount	78 53
				28	N	Rutgers	57 40	99	A	Pepperdine	79 54	104	H	Loyola Marymount	68 58
				48	A	Saint Mary's (CA)	66 52	99	H	Pepperdine	83 60	109	H	Idaho St.	70 51
				48	H	Saint Mary's (CA)	74 62					158	H	Washington St.	76 53
				48	N	Saint Mary's (CA)	78 77					163	A	Santa Clara	74 61
												163	H	Santa Clara	78 61
												181	A	Eastern Wash.	63 51
												187	H	Montana	76 52
												189	A	Portland	93 62
												189	H	Portland	97 71
												204	A	UNLV	70 59
												252	A	San Francisco	64 44
												252	H	San Francisco	78 51
												273	A	San Diego	86 61
												273	H	San Diego	71 44
												281	H	Colorado St.	50 39
LAST 12 Division I GAMES:															
				48	N	Saint Mary's (CA)	78 77	252	A	San Francisco	64 44				
				27	N	BYU	68 82	163	A	Santa Clara	74 61				
				95	N	Western Ky.	76 55	27	H	BYU	64 66				
				28	N	Rutgers	57 40	273	H	San Diego	71 44				
				104	H	Loyola Marymount	68 58	189	A	Portland	93 62				
				99	H	Pepperdine	83 60	48	A	Saint Mary's (CA)	66 52				

Non-Div I Games:

Gonzaga

■ Loss,
 ■ Non-Conf, S Site,
 ■ Home
 ■ Away
 N Neutral

Grambling

Through Games Of March 16, 2019

Average RPI Win:	254	WON-LOST	WINNING	LAST 10	STRENGTH OF	OPP. STRENGTH	TEAM	ADJ.	CONF.	ADJ CONF.
Average RPI Loss:	174	RECORD	PCT. RANK	GAMES	SCHEDULE	OF SCHEDULE	RPI	RPI	RPI	RPI
DIV. I ONLY	16- 16	167	1- 1	283	295	207	207	29	29	
DIV. I NON-CONF.	3- 9	271	0- 0	114	82	208	208	28	28	
TOTALS	RPI 1-25	RPI 26-50	W-L RECORDS	RPI 51-100	RPI 101-999	RPI 150+				
16- 16	0- 0	1- 2	OVERALL	0- 1	15- 13	14- 11				
8- 3	0- 0	0- 0	HOME	0- 0	8- 3	8- 3				
6- 11	0- 0	0- 1	AWAY	0- 1	6- 9	6- 7				
2- 2	0- 0	1- 1	NEUTRAL	0- 0	1- 1	0- 1				
3- 9	0- 0	1- 2	NON-CONFERENCE	0- 1	2- 6	1- 4				
1- 0	0- 0	0- 0	HOME	0- 0	1- 0	1- 0				
0- 8	0- 0	0- 1	AWAY	0- 1	0- 6	0- 4				
2- 1	0- 0	1- 1	NEUTRAL	0- 0	1- 0	0- 0				
13- 7	0- 0	0- 0	CONFERENCE	0- 0	13- 7	13- 7				
7- 3	0- 0	0- 0	HOME	0- 0	7- 3	7- 3				
6- 3	0- 0	0- 0	AWAY	0- 0	6- 3	6- 3				
0- 1	0- 0	0- 0	NEUTRAL	0- 0	0- 1	0- 1				

RPI S	Opponent	Score	RPI S	Opponent	Score	RPI S	Opponent	Score	RPI S	Opponent	Score	Team's RPI: 207
39 N	South Dakota	53 67	75 A	UT Arlington	54 78	104 N	Loyola Marymount	62 61				
47 N	Indiana	65 62				115 A	South Fla.	50 67				
49 A	Auburn	48 97				143 A	Oklahoma St.	40 86				
						151 A	Kansas	45 76				
						152 A	Southern U.	65 71				
						152 H	Southern U.	81 86				
						152 N	Southern U.	69 71				
						157 A	Alabama	55 73				
						188 A	Prairie View	64 63				
						188 H	Prairie View	73 57				
						195 A	Southern Miss.	47 68				
						227 A	Texas Southern	75 67				
						227 H	Texas Southern	72 55				
						227 H	Texas Southern	72 61				
						247 A	Jackson St.	60 89				
						247 H	Jackson St.	74 77				
						258 A	Wichita St.	61 70				
						269 A	Alabama St.	80 72				
						269 H	Alabama St.	63 45				
						301 A	Alabama A&M	63 51				
						301 H	Alabama A&M	71 61				
						312 H	McNeese	75 51				
						329 A	Mississippi Val.	61 79				
						329 H	Mississippi Val.	52 54				
						349 A	Ark.-Pine Bluff	67 57				
						349 H	Ark.-Pine Bluff	77 57				
LAST 12 Division I GAMES:												
227 H	Texas Southern	72 61	247 A	Jackson St.	60 89							
152 N	Southern U.	69 71	188 H	Prairie View	73 57							
301 H	Alabama A&M	71 61	227 H	Texas Southern	72 55							
269 H	Alabama St.	63 45	350 A	Alcorn	79 63							
329 A	Mississippi Val.	61 79	152 A	Southern U.	65 71							
349 A	Ark.-Pine Bluff	67 57	329 H	Mississippi Val.	52 54							

Non-Div I Games:

Grambling

■ Loss,
 ■ Non-Conf,
 ■ S Site,
 ■ Home
 ■ A Away
 N Neutral

RPI	S	Opponent	Score	
350	A	Alcorn	79	63
350	H	Alcorn	61	56

G
r
a
m
b
l
i
n
g

G
r
a
m
b
l
i
n
g

Grambling

Average RPI Win:	282	WON-LOST	WINNING	LAST 10	STRENGTH OF	OPP. STRENGTH	TEAM	ADJ.	CONF.	ADJ CONF.
Average RPI Loss:	230	RECORD	PCT. RANK	GAMES	SCHEDULE	OF SCHEDULE	RPI	RPI	RPI	RPI
DIV. I ONLY	7- 20	295	0- 1	344	327	342	342	30	30	
DIV. I NON-CONF.	2- 8	293	0- 0	325	286	344	344	30	30	
TOTALS	RPI 1-25	RPI 26-50	W-L RECORDS	RPI 51-100	RPI 101-999	RPI 150+				
7- 20	0- 0	0- 0	OVERALL	0- 0	7- 20	6- 17				
6- 7	0- 0	0- 0	HOME	0- 0	6- 7	5- 6				
1- 12	0- 0	0- 0	AWAY	0- 0	1- 12	1- 10				
0- 1	0- 0	0- 0	NEUTRAL	0- 0	0- 1	0- 1				
2- 8	0- 0	0- 0	NON-CONFERENCE	0- 0	2- 8	2- 6				
2- 3	0- 0	0- 0	HOME	0- 0	2- 3	2- 2				
0- 5	0- 0	0- 0	AWAY	0- 0	0- 5	0- 4				
0- 0	0- 0	0- 0	NEUTRAL	0- 0	0- 0	0- 0				
5- 12	0- 0	0- 0	CONFERENCE	0- 0	5- 12	4- 11				
4- 4	0- 0	0- 0	HOME	0- 0	4- 4	3- 4				
1- 7	0- 0	0- 0	AWAY	0- 0	1- 7	1- 6				
0- 1	0- 0	0- 0	NEUTRAL	0- 0	0- 1	0- 1				

[illegible]

Non-Div I Games:

Grand Canyon

■ Loss, ■ Non-Conf, S Site, H Home A Away N Neutral

RPI	S	Opponent	Score
351	H	LIU Brooklyn	65 62

G
r
a
n
d
C
a
n
y
o
n

G
r
a
n
d
C
a
n
y
o
n

Grand Canyon

Average RPI Win:	216	WON-LOST	WINNING	LAST 10	STRENGTH OF	OPP. STRENGTH	TEAM	ADJ.	CONF.	ADJ CONF.
Average RPI Loss:	65	RECORD	PCT. RANK	GAMES	SCHEDULE	OF SCHEDULE	RPI	RPI	RPI	RPI
DIV. I ONLY	21- 9	61	1- 0	105	186	69	69	21	21	
DIV. I NON-CONF.	4- 5	190	0- 0	3	17	36	36	19	19	
TOTALS	RPI 1-25	RPI 26-50	W-L RECORDS	RPI 51-100	RPI 101-999	RPI 150+				
21- 9	0- 2	1- 2	OVERALL	2- 2	18- 3	14- 0				
12- 2	0- 0	0- 0	HOME	2- 0	10- 2	8- 0				
8- 6	0- 2	1- 2	AWAY	0- 1	7- 1	6- 0				
1- 1	0- 0	0- 0	NEUTRAL	0- 1	1- 0	0- 0				
4- 5	0- 2	1- 2	NON-CONFERENCE	1- 0	2- 1	1- 0				
3- 1	0- 0	0- 0	HOME	1- 0	2- 1	1- 0				
1- 4	0- 2	1- 2	AWAY	0- 0	0- 0	0- 0				
0- 0	0- 0	0- 0	NEUTRAL	0- 0	0- 0	0- 0				
17- 4	0- 0	0- 0	CONFERENCE	1- 2	16- 2	13- 0				
9- 1	0- 0	0- 0	HOME	1- 0	8- 1	7- 0				
7- 2	0- 0	0- 0	AWAY	0- 1	7- 1	6- 0				
1- 1	0- 0	0- 0	NEUTRAL	0- 1	1- 0	0- 0				

RPI 1-25				RPI 26-50				RPI 51-100				Team's RPI: 69	RPI 101+			
RPI	S	Opponent	Score	RPI	S	Opponent	Score	RPI	S	Opponent	Score		RPI	S	Opponent	Score
12	A	Marquette	54 80	26	A	South Dakota St.	47 77	54	H	Maine	70 39		116	H	Northwestern	55 57
20	A	DePaul	64 73	30	A	Missouri	56 49	58	A	Wright St.	67 85		119	H	Dayton	51 35
				39	A	South Dakota	49 55	58	H	Wright St.	56 37		122	A	Youngstown St.	59 70
								58	N	Wright St.	52 55		122	H	Youngstown St.	60 42
													122	N	Youngstown St.	55 53
													135	A	IUPUI	45 43
													135	H	IUPUI	63 67
													186	H	Wisconsin	55 46
													197	A	Milwaukee	76 62
													197	H	Milwaukee	59 45
													244	A	Northern Ky.	81 61
													244	H	Northern Ky.	70 42
													285	A	Cleveland St.	76 63
													285	H	Cleveland St.	73 30
													285	H	Cleveland St.	62 53
													310	A	Oakland	77 53
													310	H	Oakland	72 32
													336	A	Detroit Mercy	65 40
													336	H	Detroit Mercy	82 37
													339	A	UIC	77 53
													339	H	UIC	62 32
LAST 12 Division I GAMES:																
				285	H	Cleveland St.	73 30			310	H	Oakland	72 32			
				122	N	Youngstown St.	55 53			285	A	Cleveland St.	76 63			
						58	N	Wright St.	52 55			122	A	Youngstown St.	59 70	
				339	A	UIC	77 53			58	H	Wright St.	56 37			
				135	A	IUPUI	45 43			244	H	Northern Ky.	70 42			
				336	H	Detroit Mercy	82 37			197	H	Milwaukee	59 45			

Non-Div I Games: Wis.-Parkside 81 32

Green Bay

■ Loss,
■ Non-Conf,
■ S Site,
■ Home
■ A Away
N Neutral

Average RPI Win: 258	WON-LOST	WINNING	LAST 10	STRENGTH OF	OPP. STRENGTH	TEAM	ADJ.	CONF.	ADJ CONF.
Average RPI Loss: 174	RECORD	PCT. RANK	GAMES	SCHEDULE	OF SCHEDULE	RPI	RPI	RPI	RPI
DIV. I ONLY	15- 14	157	0- 1	255	289	202	202	27	27
DIV. I NON-CONF.	3- 7	256	0- 0	240	144	280	280	29	29
TOTALS	RPI 1-25	RPI 26-50	W-L RECORDS	RPI 51-100	RPI 101-999	RPI 150+			
15- 14	0- 1	1- 0	OVERALL	1- 2	13- 11	13- 9			
9- 4	0- 0	1- 0	HOME	1- 0	7- 4	7- 3			
6- 7	0- 1	0- 0	AWAY	0- 1	6- 5	6- 4			
0- 3	0- 0	0- 0	NEUTRAL	0- 1	0- 2	0- 2			
3- 7	0- 1	1- 0	NON-CONFERENCE	0- 1	2- 5	2- 5			
2- 2	0- 0	1- 0	HOME	0- 0	1- 2	1- 2			
1- 3	0- 1	0- 0	AWAY	0- 0	1- 2	1- 2			
0- 2	0- 0	0- 0	NEUTRAL	0- 1	0- 1	0- 1			
12- 7	0- 0	0- 0	CONFERENCE	1- 1	11- 6	11- 4			
7- 2	0- 0	0- 0	HOME	1- 0	6- 2	6- 1			
5- 4	0- 0	0- 0	AWAY	0- 1	5- 3	5- 2			
0- 1	0- 0	0- 0	NEUTRAL	0- 0	0- 1	0- 1			

RPI 1-25				RPI 26-50				RPI 51-100				RPI 101+ Team's RPI: 202			
RPI	S	Opponent	Score	RPI	S	Opponent	Score	RPI	S	Opponent	Score	RPI	S	Opponent	Score
9	A	NC State	51 83	36	H	James Madison	72 65	76	N	SFA	68 70	114	A	High Point	73 82
								81	A	Radford	59 84	114	H	High Point	98 104
								81	H	Radford	68 54	168	H	Chattanooga	50 58
												174	A	UNC Asheville	61 58
												198	A	Campbell	46 52
												198	H	Campbell	61 50
												198	N	Campbell	63 85
												200	A	Cornell	53 79
												240	H	Elon	62 77
												243	A	Gardner-Webb	46 68
												243	H	Gardner-Webb	82 80
												253	A	Columbia	63 88
												265	N	Sacramento St.	61 65
												280	A	Charleston So.	74 66
												280	H	Charleston So.	57 72
												290	H	Samford	64 57
												306	A	Winthrop	84 63
												306	H	Winthrop	88 63
												307	A	Fla. Atlantic	72 68
												315	A	Presbyterian	82 68
												315	H	Presbyterian	79 62
												338	A	Longwood	86 70
												338	H	Longwood	66 40
												343	H	USC Upstate	67 43
LAST 12 Division I GAMES:															
				198	N	Campbell	63 85					338	A	Longwood	86 70
				265	N	Sacramento St.	61 65					243	A	Gardner-Webb	46 68
				306	H	Winthrop	88 63					280	H	Charleston So.	57 72
				81	A	Radford	59 84					198	H	Campbell	61 50
				114	H	High Point	98 104					315	H	Presbyterian	79 62
				315	A	Presbyterian	82 68					114	A	High Point	73 82

Non-Div I Games: Mid-Atlantic Christl15 48

Hampton

■ Loss,
 ■ Non-Conf,
 ■ S Site,
 ■ Home
 ■ A Away
 N Neutral

Average RPI Win:	249	WON-LOST	WINNING	LAST 10	STRENGTH OF	OPP. STRENGTH	TEAM	ADJ.	CONF.	ADJ CONF.
Average RPI Loss:	74	RECORD	PCT. RANK	GAMES	SCHEDULE	OF SCHEDULE	RPI	RPI	RPI	RPI
DIV. I ONLY	23- 10	67	1- 1	174	220	103	103	23	23	
DIV. I NON-CONF.	7- 7	162	0- 0	131	102	143	143	25	25	
TOTALS	RPI 1-25	RPI 26-50	W-L RECORDS	RPI 51-100	RPI 101-999	RPI 150+				
23- 10	0- 2	0- 2	OVERALL	2- 4	21- 2	18- 2				
14- 2	0- 0	0- 2	HOME	2- 0	12- 0	10- 0				
9- 6	0- 1	0- 0	AWAY	0- 4	9- 1	8- 1				
0- 2	0- 1	0- 0	NEUTRAL	0- 0	0- 1	0- 1				
7- 7	0- 2	0- 2	NON-CONFERENCE	1- 2	6- 1	6- 1				
4- 2	0- 0	0- 2	HOME	1- 0	3- 0	3- 0				
3- 3	0- 1	0- 0	AWAY	0- 2	3- 0	3- 0				
0- 2	0- 1	0- 0	NEUTRAL	0- 0	0- 1	0- 1				
16- 3	0- 0	0- 0	CONFERENCE	1- 2	15- 1	12- 1				
10- 0	0- 0	0- 0	HOME	1- 0	9- 0	7- 0				
6- 3	0- 0	0- 0	AWAY	0- 2	6- 1	5- 1				
0- 0	0- 0	0- 0	NEUTRAL	0- 0	0- 0	0- 0				

RPI 1-25				RPI 26-50				RPI 51-100				RPI 101+ Team's RPI: 103			
RPI	S	Opponent	Score	RPI	S	Opponent	Score	RPI	S	Opponent	Score	RPI	S	Opponent	Score
3	N	Louisville	69 86	43	H	Michigan St.	66 74	54	A	Maine	58 78	139	A	Stony Brook	64 36
19	A	Miami (FL)	62 75	49	H	Princeton	38 75	54	A	Maine	48 68	139	H	Stony Brook	64 59
								54	H	Maine	49 46	139	H	Stony Brook	73 62
								55	A	New Mexico	65 72	155	N	Southern Ill.	50 72
								56	A	Villanova	41 59	161	H	William & Mary	50 45
								87	H	Harvard	73 60	237	A	Albany (NY)	68 56
												237	H	Albany (NY)	82 35
												255	A	Binghamton	62 73
												255	H	Binghamton	63 50
												260	A	Rhode Island	65 51
												279	A	Vermont	76 48
												279	H	Vermont	61 32
												294	H	Bryant	67 57
												304	A	UMBC	66 52
												304	H	UMBC	65 48
												304	H	UMBC	92 47
												311	H	Morgan St.	80 59
												318	A	New Hampshire	66 48
												318	H	New Hampshire	56 49
												325	A	NJIT	84 53
												327	A	Central Conn. St.	54 52
												328	A	UMass Lowell	66 44
												328	H	UMass Lowell	69 45
LAST 12 Division I GAMES:															
139	H	Stony Brook	64 59	255	H	Binghamton	63 50	328	H	UMass Lowell	69 45				
54	A	Maine	48 68	318	H	New Hampshire	56 49	279	A	Vermont	76 48				
304	H	UMBC	65 48	54	A	Maine	58 78	304	H	UMBC	92 47				
55	A	New Mexico	65 72												
19	A	Miami (FL)	62 75												
237	A	Albany (NY)	68 56												

Non-Div I Games:

Hartford

■ Loss,
 ■ Non-Conf, S Site,
 ■ Home
 ■ Away
 N Neutral

Average RPI Win:	202	WON-LOST	WINNING	LAST 10	STRENGTH OF	OPP. STRENGTH	TEAM	ADJ.	CONF.	ADJ CONF.
Average RPI Loss:	76	RECORD	PCT. RANK	GAMES	SCHEDULE	OF SCHEDULE	RPI	RPI	RPI	RPI
DIV. I ONLY	16- 12	129	0- 1	62	117	87	87	11	11	
DIV. I NON-CONF.	7- 6	153	0- 0	54	57	77	77	11	11	
TOTALS	RPI 1-25	RPI 26-50	W-L RECORDS	RPI 51-100	RPI 101-999	RPI 150+				
16- 12	0- 1	1- 4	OVERALL	1- 4	14- 3	12- 1				
8- 4	0- 0	0- 3	HOME	1- 1	7- 0	6- 0				
7- 7	0- 1	1- 1	AWAY	0- 2	6- 3	5- 1				
1- 1	0- 0	0- 0	NEUTRAL	0- 1	1- 0	1- 0				
7- 6	0- 1	1- 2	NON-CONFERENCE	0- 2	6- 1	5- 0				
2- 3	0- 0	0- 2	HOME	0- 1	2- 0	2- 0				
4- 3	0- 1	1- 0	AWAY	0- 1	3- 1	2- 0				
1- 0	0- 0	0- 0	NEUTRAL	0- 0	1- 0	1- 0				
9- 6	0- 0	0- 2	CONFERENCE	1- 2	8- 2	7- 1				
6- 1	0- 0	0- 1	HOME	1- 0	5- 0	4- 0				
3- 4	0- 0	0- 1	AWAY	0- 1	3- 2	3- 1				
0- 1	0- 0	0- 0	NEUTRAL	0- 1	0- 0	0- 0				

RPI	S	Opponent	Score	RPI	S	Opponent	Score	RPI	S	Opponent	Score	RPI	S	Opponent	Score
1	A	Notre Dame	58 103	28	H	Rutgers	49 60	52	A	Penn	70 75	103	A	Hartford	60 73
				40	H	Quinnipiac	67 72	52	H	Penn	80 72	141	A	Yale	62 65
				41	A	California	85 79	52	N	Penn	62 91	141	H	Yale	83 69
				49	A	Princeton	58 61	54	H	Maine	60 67	149	A	CSUN	75 55
				49	H	Princeton	71 75	90	A	Purdue	65 66	175	H	Boston U.	67 47
												200	A	Cornell	68 61
												200	H	Cornell	80 38
												211	A	Dartmouth	73 57
												211	H	Dartmouth	56 46
												215	N	Jacksonville St.	69 62
												253	A	Columbia	65 75
												253	H	Columbia	69 56
												260	A	Rhode Island	80 47
												277	A	Siena	73 54
												282	A	Brown	100 83
												282	H	Brown	98 55
												283	H	La Salle	88 43
LAST 12 Division I GAMES:															
				52	N	Penn	62 91	141	H	Yale	83 69				
				149	A	CSUN	75 55	282	H	Brown	98 55				
				253	H	Columbia	69 56	52	H	Penn	80 72				
				200	H	Cornell	80 38	49	H	Princeton	71 75				
				49	A	Princeton	58 61	200	A	Cornell	68 61				
				52	A	Penn	70 75	253	A	Columbia	65 75				

Non-Div I Games:

Harvard

 Loss,
 Non-Conf,
 S Site,
 H Home
 A Away
N Neutral

RPI 1-25				RPI 26-50				RPI 51-100				RPI 101+			
RPI	S	Opponent	Score	RPI	S	Opponent	Score	RPI	S	Opponent	Score	RPI	S	Opponent	Score
4	H	Stanford	59 81					66	H	FGCU	67 73	149	A	CSUN	69 68
								71	A	UC Davis	46 72	149	H	CSUN	29 49
								71	H	UC Davis	65 60	159	A	UC Riverside	51 44
								71	N	UC Davis	50 58	159	H	UC Riverside	55 60
								73	H	American	57 69	159	N	UC Riverside	66 58
								84	H	Idaho	69 61	170	A	UC Irvine	70 68
								89	N	Utah	48 73	170	H	UC Irvine	48 53
								99	H	Pepperdine	64 65	189	H	Portland	65 72
												204	A	UNLV	66 61
												208	A	San Diego St.	57 58
												246	A	Nevada	78 79
												264	A	Cal St. Fullerton	68 72
												264	H	Cal St. Fullerton	70 55
												273	A	San Diego	50 58
												274	A	Long Beach St.	40 56
												274	H	Long Beach St.	63 49
												289	A	UC Santa Barbara	47 35
												289	H	UC Santa Barbara	72 49
												316	A	Cal Poly	71 54
												316	H	Cal Poly	70 52
												337	H	Seattle U	67 51
LAST 12 Division I GAMES:															
				159	N	UC Riverside	66 58	71	A	UC Davis	46 72				
				71	N	UC Davis	50 58	170	H	UC Irvine	48 53				
				89	N	Utah	48 73	274	H	Long Beach St.	63 49				
				149	A	CSUN	69 68	289	H	UC Santa Barbara	72 49				
				159	A	UC Riverside	51 44	274	A	Long Beach St.	40 56				
				264	H	Cal St. Fullerton	70 55	170	A	UC Irvine	70 68				

Non-Div I Games:	Hawaii Pacific	66	51
------------------	----------------	----	----

Page 122

High Point

Through Games Of March 16, 2019

Average RPI Win:	259	WON-LOST	WINNING	LAST 10	STRENGTH OF	OPP. STRENGTH	TEAM	ADJ.	CONF.	ADJ CONF.
Average RPI Loss:	110	RECORD	PCT. RANK	GAMES	SCHEDULE	OF SCHEDULE	RPI	RPI	RPI	RPI
DIV. I ONLY	20- 8	56	0- 1	221	294	114	114	27	27	
DIV. I NON-CONF.	5- 4	139	0- 0	130	187	104	104	29	29	
TOTALS	RPI 1-25	RPI 26-50	W-L RECORDS	RPI 51-100	RPI 101-999	RPI 150+				
20- 8	0- 1	0- 1	OVERALL	1- 3	19- 3	19- 2				
12- 2	0- 0	0- 0	HOME	1- 1	11- 1	11- 1				
8- 6	0- 1	0- 1	AWAY	0- 2	8- 2	8- 1				
0- 0	0- 0	0- 0	NEUTRAL	0- 0	0- 0	0- 0				
5- 4	0- 1	0- 1	NON-CONFERENCE	1- 1	4- 1	4- 0				
4- 0	0- 0	0- 0	HOME	1- 0	3- 0	3- 0				
1- 4	0- 1	0- 1	AWAY	0- 1	1- 1	1- 0				
0- 0	0- 0	0- 0	NEUTRAL	0- 0	0- 0	0- 0				
15- 4	0- 0	0- 0	CONFERENCE	0- 2	15- 2	15- 2				
8- 2	0- 0	0- 0	HOME	0- 1	8- 1	8- 1				
7- 2	0- 0	0- 0	AWAY	0- 1	7- 1	7- 1				
0- 0	0- 0	0- 0	NEUTRAL	0- 0	0- 0	0- 0				

RPI 1-25				RPI 26-50				RPI 51-100				RPI 101+ Team's RPI: 114			
RPI	S	Opponent	Score	RPI	S	Opponent	Score	RPI	S	Opponent	Score	RPI	S	Opponent	Score
22	A	Kentucky	49 71	44	A	Miami (OH)	55 68	51	A	Clemson	64 83	150	A	Davidson	62 71
								73	H	American	66 61	174	A	UNC Asheville	56 67
								81	A	Radford	58 80	174	H	UNC Asheville	82 81
								81	H	Radford	79 84	198	A	Campbell	70 69
												198	H	Campbell	65 60
												202	A	Hampton	104 98
												202	H	Hampton	82 73
												242	A	ETSU	73 65
												243	A	Gardner-Webb	78 61
												243	H	Gardner-Webb	78 70
												251	H	Norfolk St.	83 51
												280	A	Charleston So.	69 62
												280	H	Charleston So.	71 64
												280	H	Charleston So.	61 65
												306	H	Winthrop	56 54
												309	H	UNC Greensboro	82 75
												315	A	Presbyterian	70 63
												315	H	Presbyterian	79 40
												335	H	N.C. Central	80 69
												338	A	Longwood	65 54
												338	H	Longwood	70 47
												343	A	USC Upstate	87 61
LAST 12 Division I GAMES:															
280	H	Charleston So.	61 65	315	A	Presbyterian	70 63								
198	A	Campbell	70 69	280	A	Charleston So.	69 62								
174	H	UNC Asheville	82 81	81	H	Radford	79 84								
202	A	Hampton	104 98	338	A	Longwood	65 54								
338	H	Longwood	70 47	202	H	Hampton	82 73								
243	H	Gardner-Webb	78 70	306	H	Winthrop	56 54								

Non-Div I Games: Greensboro 102 50 Mars Hill 86 36

High Point

Loss, Non-Conf, S Site, H Home A Away N Neutral

Hofstra

Through Games Of March 16, 2019

Average RPI Win: 214	WON-LOST	WINNING	LAST 10	STRENGTH OF	OPP. STRENGTH	TEAM	ADJ.	CONF.	ADJ CONF.
Average RPI Loss: 140	RECORD	PCT. RANK	GAMES	SCHEDULE	OF SCHEDULE	RPI	RPI	RPI	RPI
DIV. I ONLY	10- 22	268	1- 0	128	175	230	230	10	10
DIV. I NON-CONF.	5- 6	177	0- 0	203	333	200	200	10	10
TOTALS	RPI 1-25	RPI 26-50	W-L RECORDS	RPI 51-100	RPI 101-999	RPI 150+			
10- 22	0- 0	1- 2	OVERALL	2- 3	7- 17	7- 8			
3- 9	0- 0	0- 1	HOME	1- 1	2- 7	2- 4			
4- 10	0- 0	0- 1	AWAY	1- 1	3- 8	3- 4			
3- 3	0- 0	1- 0	NEUTRAL	0- 1	2- 2	2- 0			
5- 6	0- 0	0- 0	NON-CONFERENCE	0- 1	5- 5	5- 3			
1- 2	0- 0	0- 0	HOME	0- 0	1- 2	1- 2			
3- 2	0- 0	0- 0	AWAY	0- 0	3- 2	3- 1			
1- 2	0- 0	0- 0	NEUTRAL	0- 1	1- 1	1- 0			
5- 16	0- 0	1- 2	CONFERENCE	2- 2	2- 12	2- 5			
2- 7	0- 0	0- 1	HOME	1- 1	1- 5	1- 2			
1- 8	0- 0	0- 1	AWAY	1- 1	0- 6	0- 3			
2- 1	0- 0	1- 0	NEUTRAL	0- 0	1- 1	1- 0			

RPI S	Opponent	Score	RPI S	Opponent	Score	RPI S	Opponent	Score	RPI S	Opponent	Score	Team's RPI: 230
36	A James Madison	54 77	58	N Wright St.	64 93	107	A Towson	68 92				
36	H James Madison	44 59	63	A Drexel	39 62	107	H Towson	56 68				
36	N James Madison	57 50	63	H Drexel	49 61	107	N Towson	48 69				
			96	A Northeastern	63 62	118	N Marist	57 71				
			96	H Northeastern	78 61	123	A UNCW	54 89				
						123	H UNCW	51 61				
						138	A Delaware	47 57				
						138	H Delaware	59 78				
						139	A Stony Brook	49 77				
						161	A William & Mary	72 83				
						161	H William & Mary	55 60				
						173	A Holy Cross	66 72				
						191	H Sacred Heart	64 70				
						209	N Stetson	53 50				
						240	A Elon	52 55				
						240	H Elon	64 77				
						240	N Elon	77 75				
						253	H Columbia	63 65				
						262	A St. Bonaventure	67 59				
						277	A Siena	57 50				
						296	A Col. of Charleston	62 70				
						296	H Col. of Charleston	68 49				
						304	A UMBC	45 42				
						324	H Iona	74 49				
LAST 12 Division I GAMES:												
240	N Elon	77 75	296	H Col. of Charleston	68 49							
36	N James Madison	57 50	96	A Northeastern	63 62							
107	N Towson	48 69	138	A Delaware	47 57							
161	A William & Mary	72 83	63	A Drexel	39 62							
240	A Elon	52 55	36	H James Madison	44 59							
123	H UNCW	51 61	107	H Towson	56 68							

Non-Div I Games: Wilmington (DE) 77 56

Hofstra

Loss, Non-Conf, S Site, H Home A Away N Neutral

Holy Cross

Through Games Of March 16, 2019

Average RPI Win:	238	WON-LOST	WINNING	LAST 10	STRENGTH OF	OPP. STRENGTH	TEAM	ADJ.	CONF.	ADJ CONF.
Average RPI Loss:	179	RECORD	PCT. RANK	GAMES	SCHEDULE	OF SCHEDULE	RPI	RPI	RPI	RPI
DIV. I ONLY	18- 13	126	1- 1	273	240	173	173	18	18	
DIV. I NON-CONF.	8- 3	72	0- 0	341	298	202	202	21	21	
TOTALS	RPI 1-25	RPI 26-50	W-L RECORDS	RPI 51-100	RPI 101-999	RPI 150+				
18- 13	0- 0	1- 2	OVERALL	0- 2	17- 9	17- 6				
11- 4	0- 0	1- 0	HOME	0- 1	10- 3	10- 2				
7- 9	0- 0	0- 2	AWAY	0- 1	7- 6	7- 4				
0- 0	0- 0	0- 0	NEUTRAL	0- 0	0- 0	0- 0				
8- 3	0- 0	0- 0	NON-CONFERENCE	0- 0	8- 3	8- 2				
5- 1	0- 0	0- 0	HOME	0- 0	5- 1	5- 1				
3- 2	0- 0	0- 0	AWAY	0- 0	3- 2	3- 1				
0- 0	0- 0	0- 0	NEUTRAL	0- 0	0- 0	0- 0				
10- 10	0- 0	1- 2	CONFERENCE	0- 2	9- 6	9- 4				
6- 3	0- 0	1- 0	HOME	0- 1	5- 2	5- 1				
4- 7	0- 0	0- 2	AWAY	0- 1	4- 4	4- 3				
0- 0	0- 0	0- 0	NEUTRAL	0- 0	0- 0	0- 0				

RPI S	Opponent	Score	RPI S	Opponent	Score	RPI S	Opponent	Score	RPI S	Opponent	Score	Team's RPI: 173
42	A Bucknell	71 75	73	A American	58 70	125	A Lehigh	55 64				
42	A Bucknell	31 66	73	H American	44 71	125	H Lehigh	74 79				
42	H Bucknell	61 60				133	A Boston College	63 89				
						170	H Rider	71 61				
						175	A Boston U.	64 61				
						175	A Boston U.	72 70				
						175	H Boston U.	75 69				
						230	H Hofstra	72 66				
						237	A Albany (NY)	56 50				
						250	A Colgate	80 67				
						250	H Colgate	67 70				
						256	A Navy	47 54				
						256	H Navy	47 44				
						260	H Rhode Island	73 65				
						266	A Loyola Maryland	58 48				
						266	H Loyola Maryland	78 60				
						267	H Manhattan	61 53				
						279	A Vermont	65 40				
						282	H Brown	85 89				
						291	A Army West Point	53 60				
						291	H Army West Point	58 39				
						294	A Bryant	81 62				
						318	A New Hampshire	62 74				
						320	A Lafayette	63 73				
						320	H Lafayette	56 53				
						328	H UMass Lowell	63 54				
LAST 12 Division I GAMES:												
175	A Boston U.	72 70	291	A Army West Point	53 60							
42	A Bucknell	31 66	175	A Boston U.	64 61							
125	H Lehigh	74 79	256	H Navy	47 44							
250	A Colgate	80 67	266	A Loyola Maryland	58 48							
73	H American	44 71	320	H Lafayette	56 53							
42	H Bucknell	61 60	73	A American	58 70							

Non-Div I Games:

Holy Cross

■ Loss,
 ■ Non-Conf, S Site,
 ■ Home
 ■ Away
 N Neutral

Average RPI Win:	203	WON-LOST	WINNING	LAST 10	STRENGTH OF	OPP. STRENGTH	TEAM	ADJ.	CONF.	ADJ CONF.
Average RPI Loss:	71	RECORD	PCT. RANK	GAMES	SCHEDULE	OF SCHEDULE	RPI	RPI	RPI	RPI
DIV. I ONLY	15- 15	167	0- 1	63	83	111	111	9	9	
DIV. I NON-CONF.	6- 7	172	0- 0	84	115	121	121	8	8	
TOTALS	RPI 1-25	RPI 26-50	W-L RECORDS	RPI 51-100	RPI 101-999	RPI 150+				
15- 15	0- 5	0- 1	OVERALL	1- 4	14- 5	13- 2				
6- 7	0- 3	0- 0	HOME	1- 2	5- 2	5- 0				
9- 7	0- 2	0- 1	AWAY	0- 2	9- 2	8- 2				
0- 1	0- 0	0- 0	NEUTRAL	0- 0	0- 1	0- 0				
6- 7	0- 1	0- 1	NON-CONFERENCE	1- 3	5- 2	5- 1				
1- 4	0- 1	0- 0	HOME	1- 2	0- 1	0- 0				
5- 3	0- 0	0- 1	AWAY	0- 1	5- 1	5- 1				
0- 0	0- 0	0- 0	NEUTRAL	0- 0	0- 0	0- 0				
9- 8	0- 4	0- 0	CONFERENCE	0- 1	9- 3	8- 1				
5- 3	0- 2	0- 0	HOME	0- 0	5- 1	5- 0				
4- 4	0- 2	0- 0	AWAY	0- 1	4- 1	3- 1				
0- 1	0- 0	0- 0	NEUTRAL	0- 0	0- 1	0- 0				

RPI 1-25				RPI 26-50				RPI 51-100				RPI 101+ Team's RPI: 111			
RPI	S	Opponent	Score	RPI	S	Opponent	Score	RPI	S	Opponent	Score	RPI	S	Opponent	Score
6	A	UConn	61 83	41	A	California	79 80	55	H	New Mexico	84 89	115	A	South Fla.	54 52
6	H	UConn	61 81					66	A	FGCU	71 76	115	H	South Fla.	49 59
15	A	UCF	56 58					68	H	Georgia Tech	95 89	115	N	South Fla.	55 72
15	H	UCF	50 59					75	H	UT Arlington	61 65	133	H	Boston College	57 64
16	H	Texas A&M	52 68					77	A	Cincinnati	57 68	156	H	Tulsa	76 44
												165	A	Temple	65 76
												165	H	Temple	78 65
												169	H	Tulane	83 82
												172	A	Louisiana Tech	88 100
												192	H	East Carolina	63 52
												195	A	Southern Miss.	61 44
												226	A	George Mason	66 56
												232	A	SMU	72 61
												232	H	SMU	69 68
												234	A	Memphis	59 57
												242	A	ETSU	84 77
												253	A	Columbia	83 72
												258	A	Wichita St.	66 58
												308	A	Incarinate Word	79 60
LAST 12 Division I GAMES:															
		115 N South Fla.	55 72			192 H East Carolina	63 52								
		15 H UCF	50 59			115 A South Fla.	54 52								
		6 A UConn	61 83			165 A Temple	65 76								
		115 H South Fla.	49 59			232 H SMU	69 68								
		234 A Memphis	59 57			15 A UCF	56 58								
		169 H Tulane	83 82			156 H Tulsa	76 44								

Non-Div I Games:

Houston

■ Loss,
 ■ Non-Conf, S Site,
 ■ Home
 ■ Away
 N Neutral

Houston Baptist

Through Games Of March 16, 2019

Average RPI Win:	287	WON-LOST	WINNING	LAST 10	STRENGTH OF	OPP. STRENGTH	TEAM	ADJ.	CONF.	ADJ CONF.
Average RPI Loss:	193	RECORD	PCT. RANK	GAMES	SCHEDULE	OF SCHEDULE	RPI	RPI	RPI	RPI
DIV. I ONLY	5- 19	316	0- 0	309	272	332	332	25	25	
DIV. I NON-CONF.	1- 5	311	0- 0	295	168	337	337	22	22	
TOTALS	RPI 1-25	RPI 26-50	W-L RECORDS	RPI 51-100	RPI 101-999	RPI 150+				
5- 19	0- 0	0- 0	OVERALL	0- 3	5- 16	5- 13				
3- 8	0- 0	0- 0	HOME	0- 1	3- 7	3- 6				
2- 11	0- 0	0- 0	AWAY	0- 2	2- 9	2- 7				
0- 0	0- 0	0- 0	NEUTRAL	0- 0	0- 0	0- 0				
1- 5	0- 0	0- 0	NON-CONFERENCE	0- 0	1- 5	1- 3				
1- 1	0- 0	0- 0	HOME	0- 0	1- 1	1- 1				
0- 4	0- 0	0- 0	AWAY	0- 0	0- 4	0- 2				
0- 0	0- 0	0- 0	NEUTRAL	0- 0	0- 0	0- 0				
4- 14	0- 0	0- 0	CONFERENCE	0- 3	4- 11	4- 10				
2- 7	0- 0	0- 0	HOME	0- 1	2- 6	2- 5				
2- 7	0- 0	0- 0	AWAY	0- 2	2- 5	2- 5				
0- 0	0- 0	0- 0	NEUTRAL	0- 0	0- 0	0- 0				

RPI 1-25			RPI 26-50			RPI 51-100			RPI 101+			Team's RPI: 332		
RPI	S	Opponent	Score	RPI	S	Opponent	Score	RPI	S	Opponent	Score			
								61	A	Lamar University	50	63		
								61	H	Lamar University	49	97		
								76	A	SFA	53	65		
										129	H	Abilene Christian	62	72
										140	A	Texas Tech	76	82
										143	A	Oklahoma St.	44	77
										160	H	Oral Roberts	56	74
										166	A	Nicholls St.	54	77
										166	H	Nicholls St.	55	58
										176	A	North Texas	75	100
										182	A	Sam Houston St.	64	83
										182	H	Sam Houston St.	63	74
										233	A	A&M-Corpus Christi	74	56
										233	H	A&M-Corpus Christi	56	70
										258	A	Wichita St.	50	68
										278	H	Central Ark.	58	77
										288	H	New Orleans	83	74
										300	H	La.-Monroe	68	60
										308	A	Incarnate Word	67	52
										308	H	Incarnate Word	60	59
										312	A	McNeese	71	81
										312	H	McNeese	67	72
										317	A	Northwestern St.	46	63
										323	A	Southeastern La.	65	73
LAST 12 Division I GAMES:														
233	A	A&M-Corpus Christi	74	56	166	H	Nicholls St.	55	58					
308	A	Incarnate Word	67	52	278	H	Central Ark.	58	77					
312	H	McNeese	67	72	76	A	SFA	53	65					
61	H	Lamar University	49	97	233	H	A&M-Corpus Christi	56	70					
182	A	Sam Houston St.	64	83	308	H	Incarnate Word	60	59					
317	A	Northwestern St.	46	63	312	A	McNeese	71	81					

Non-Div I Games: Howard Payne 93 60 Tex. A&M Int'l 81 48 McMurry 92 41 Southwest (NM) 100 57
Houston Baptist

Loss, Non-Conf, S Site, H Home A Away N Neutral

Average RPI Win: 301	WON-LOST	WINNING	LAST 10	STRENGTH OF	OPP. STRENGTH	TEAM	ADJ.	CONF.	ADJ CONF.
Average RPI Loss: 198	RECORD	PCT. RANK	GAMES	SCHEDULE	OF SCHEDULE	RPI	RPI	RPI	RPI
DIV. I ONLY	18- 13	126	1- 0	342	347	229	229	32	32
DIV. I NON-CONF.	7- 6	153	0- 0	287	313	195	195	32	32
TOTALS	RPI 1-25	RPI 26-50	W-L RECORDS	RPI 51-100	RPI 101-999	RPI 150+			
18- 13	0- 0	0- 1	OVERALL	0- 1	18- 11	18- 10			
8- 4	0- 0	0- 0	HOME	0- 0	8- 4	8- 3			
9- 8	0- 0	0- 1	AWAY	0- 1	9- 6	9- 6			
1- 1	0- 0	0- 0	NEUTRAL	0- 0	1- 1	1- 1			
7- 6	0- 0	0- 1	NON-CONFERENCE	0- 1	7- 4	7- 3			
2- 2	0- 0	0- 0	HOME	0- 0	2- 2	2- 1			
5- 4	0- 0	0- 1	AWAY	0- 1	5- 2	5- 2			
0- 0	0- 0	0- 0	NEUTRAL	0- 0	0- 0	0- 0			
11- 7	0- 0	0- 0	CONFERENCE	0- 0	11- 7	11- 7			
6- 2	0- 0	0- 0	HOME	0- 0	6- 2	6- 2			
4- 4	0- 0	0- 0	AWAY	0- 0	4- 4	4- 4			
1- 1	0- 0	0- 0	NEUTRAL	0- 0	1- 1	1- 1			

RPI S	Opponent	Score	RPI S	Opponent	Score	RPI S	Opponent	Score	RPI S	Opponent	Score	Team's RPI: 229
			37 A	North Carolina	63 85	77 A	Cincinnati	51 85	134 H	Mercer	70 85	
									161 A	William & Mary	75 88	
									198 A	Campbell	69 64	
									201 A	Bethune-Cookman	63 76	
									201 H	Bethune-Cookman	61 40	
									203 H	N.C. A&T	58 63	
									205 A	UMES	72 80	
									205 H	UMES	73 80	
									226 H	George Mason	73 59	
									251 A	Norfolk St.	59 74	
									251 H	Norfolk St.	74 70	
									251 N	Norfolk St.	51 72	
									271 A	Niagara	68 61	
									275 A	Richmond	60 67	
									277 H	Siena	81 86	
									283 A	La Salle	57 54	
									299 A	South Carolina St.	63 72	
									311 A	Morgan St.	74 62	
									311 H	Morgan St.	79 56	
									314 A	Coppin St.	88 81	
									322 A	FIU	89 62	
									325 H	NJIT	77 57	
									335 H	N.C. Central	80 70	
									340 H	Delaware St.	78 62	
									344 A	Fairleigh Dickinson	79 58	
									345 A	Savannah St.	106 70	
LAST 12 Division I GAMES:												
			346 N	Florida A&M	59 53	335 H	N.C. Central	80 70				
			251 N	Norfolk St.	51 72	203 H	N.C. A&T	58 63				
			251 A	Norfolk St.	59 74	201 A	Bethune-Cookman	63 76				
			345 A	Savannah St.	106 70	346 A	Florida A&M	81 59				
			311 A	Morgan St.	74 62	251 H	Norfolk St.	74 70				
			314 A	Coppin St.	88 81	205 H	UMES	73 80				

Non-Div I Games:

Howard

■ Loss,
 ■ Non-Conf,
 ■ S Site,
 ■ Home
 ■ A Away
 N Neutral

H
o
w
a
r
d

RPI S Opponent Score

Through Games Of March 16, 2019

RPI	S	Opponent	Score	
346	A	Florida A&M	81	59
346	H	Florida A&M	74	68
346	N	Florida A&M	59	53

H
o
w
a
r
d

Howard

Average RPI Win:	242	WON-LOST	WINNING	LAST 10	STRENGTH OF	OPP. STRENGTH	TEAM	ADJ.	CONF.	ADJ CONF.
Average RPI Loss:	98	RECORD	PCT. RANK	GAMES	SCHEDULE	OF SCHEDULE	RPI	RPI	RPI	RPI
DIV. I ONLY	19- 11	100	1- 0	218	198	135	135	21	21	
DIV. I NON-CONF.	5- 5	162	0- 0	89	94	101	101	19	19	
TOTALS	RPI 1-25	RPI 26-50	W-L RECORDS	RPI 51-100	RPI 101-999	RPI 150+				
19- 11	0- 1	0- 1	OVERALL	2- 5	17- 4	15- 3				
9- 4	0- 0	0- 1	HOME	0- 3	9- 0	7- 0				
9- 6	0- 1	0- 0	AWAY	1- 1	8- 4	8- 3				
1- 1	0- 0	0- 0	NEUTRAL	1- 1	0- 0	0- 0				
5- 5	0- 1	0- 1	NON-CONFERENCE	1- 1	4- 2	3- 2				
1- 2	0- 0	0- 1	HOME	0- 1	1- 0	0- 0				
3- 3	0- 1	0- 0	AWAY	0- 0	3- 2	3- 2				
1- 0	0- 0	0- 0	NEUTRAL	1- 0	0- 0	0- 0				
14- 6	0- 0	0- 0	CONFERENCE	1- 4	13- 2	12- 1				
8- 2	0- 0	0- 0	HOME	0- 2	8- 0	7- 0				
6- 3	0- 0	0- 0	AWAY	1- 1	5- 2	5- 1				
0- 1	0- 0	0- 0	NEUTRAL	0- 1	0- 0	0- 0				

RPI 1-25				RPI 26-50				RPI 51-100				RPI 101+ Team's RPI: 135			
RPI	S	Opponent	Score	RPI	S	Opponent	Score	RPI	S	Opponent	Score	RPI	S	Opponent	Score
7	A	Iowa	58 72	34	H	Ohio	66 73	58	A	Wright St.	59 66	113	H	UT Martin	73 72
								58	H	Wright St.	75 78	122	A	Youngstown St.	52 70
								58	N	Wright St.	51 60	122	H	Youngstown St.	64 44
								69	A	Green Bay	67 63	155	A	Southern Ill.	73 78
								69	H	Green Bay	43 45	186	A	Wisconsin	64 65
								88	H	UNI	40 53	197	A	Milwaukee	67 66
								92	N	VCU	63 61	197	H	Milwaukee	76 55
												239	A	Ole Miss	66 58
												244	A	Northern Ky.	57 60
												244	H	Northern Ky.	60 44
												244	H	Northern Ky.	70 48
												248	A	Indiana St.	64 59
												285	A	Cleveland St.	75 50
												285	H	Cleveland St.	64 36
												302	A	UTSA	58 50
												310	A	Oakland	76 70
												310	H	Oakland	82 53
												336	A	Detroit Mercy	58 41
												336	H	Detroit Mercy	82 47
												339	A	UIC	73 44
												339	H	UIC	71 43
LAST 12 Division I GAMES:															
244	H	Northern Ky.	60 44	310	A	Oakland	76 70	285	H	Cleveland St.	64 36				
58	N	Wright St.	51 60	122	H	Youngstown St.	64 44	58	A	Wright St.	59 66				
197	H	Milwaukee	76 55	244	A	Northern Ky.	57 60	69	A	Green Bay	67 63				
69	H	Green Bay	43 45												
339	A	UIC	73 44												
336	A	Detroit Mercy	58 41												

Non-Div I Games: Purdue Northwest 101 40

IUPUI

■ Loss,
 ■ Non-Conf, S Site,
 ■ Home
 ■ Away
 N Neutral

Idaho

Through Games Of March 16, 2019

Average RPI Win:	204	WON-LOST	WINNING	LAST 10	STRENGTH OF	OPP. STRENGTH	TEAM	ADJ.	CONF.	ADJ CONF.
Average RPI Loss:	112	RECORD	PCT. RANK	GAMES	SCHEDULE	OF SCHEDULE	RPI	RPI	RPI	RPI
DIV. I ONLY	20- 11	94	1- 0	116	150	84	84	16	16	
DIV. I NON-CONF.	3- 6	241	0- 0	48	34	131	131	12	12	
TOTALS	RPI 1-25	RPI 26-50	W-L RECORDS	RPI 51-100	RPI 101-999	RPI 150+				
20- 11	0- 2	0- 1	OVERALL	0- 1	20- 7	13- 3				
10- 2	0- 0	0- 0	HOME	0- 0	10- 2	7- 0				
9- 7	0- 2	0- 0	AWAY	0- 1	9- 4	5- 3				
1- 2	0- 0	0- 1	NEUTRAL	0- 0	1- 1	1- 0				
3- 6	0- 2	0- 1	NON-CONFERENCE	0- 1	3- 2	1- 2				
2- 0	0- 0	0- 0	HOME	0- 0	2- 0	1- 0				
1- 5	0- 2	0- 0	AWAY	0- 1	1- 2	0- 2				
0- 1	0- 0	0- 1	NEUTRAL	0- 0	0- 0	0- 0				
17- 5	0- 0	0- 0	CONFERENCE	0- 0	17- 5	12- 1				
8- 2	0- 0	0- 0	HOME	0- 0	8- 2	6- 0				
8- 2	0- 0	0- 0	AWAY	0- 0	8- 2	5- 1				
1- 1	0- 0	0- 0	NEUTRAL	0- 0	1- 1	1- 0				

RPI 1-25				RPI 26-50				RPI 51-100 Team's RPI: 84				RPI 101+			
RPI	S	Opponent	Score	RPI	S	Opponent	Score	RPI	S	Opponent	Score	RPI	S	Opponent	Score
4	A	Stanford	71 115	38	N	Boise St.	85 91	62	A	Wyoming	61 64	106	A	Portland St.	81 68
13	A	Gonzaga	51 88									106	H	Portland St.	80 78
												106	N	Portland St.	59 75
												109	A	Idaho St.	86 72
												109	H	Idaho St.	67 73
												128	A	Northern Colo.	72 77
												128	H	Northern Colo.	72 86
												140	A	Texas Tech	88 77
												148	A	Montana St.	82 66
												148	H	Montana St.	90 65
												149	H	CSUN	88 73
												181	A	Eastern Wash.	75 74
												181	H	Eastern Wash.	84 68
												185	A	Hawaii	61 69
												187	A	Montana	79 82
												187	H	Montana	76 68
												223	A	Northern Ariz.	86 69
												223	H	Northern Ariz.	90 72
												223	N	Northern Ariz.	90 73
												252	H	San Francisco	70 63
												265	A	Sacramento St.	69 65
												265	H	Sacramento St.	104 66
												272	A	Southern Utah	82 70
												272	H	Southern Utah	77 49
												274	A	Long Beach St.	63 70
												313	A	Weber St.	79 74
LAST 12 Division I GAMES:															
223	N	Northern Ariz.	90 73	272	H	Southern Utah	77 49								
106	N	Portland St.	59 75	223	H	Northern Ariz.	90 72								
109	H	Idaho St.	67 73	181	A	Eastern Wash.	75 74								
313	H	Weber St.	86 78	128	A	Northern Colo.	72 77								
265	A	Sacramento St.	69 65	148	H	Montana St.	90 65								
106	A	Portland St.	81 68	187	H	Montana	76 68								

Non-Div I Games:

Idaho

■ Loss,
■ Non-Conf,
■ S Site,
■ Home
■ A Away
N Neutral

RPI S Opponent Score

RPI	S	Opponent	Score
313	H	Weber St.	86 78

I
d
a
h
o

I
d
a
h
o

Idaho

Average RPI Win:	209	WON-LOST	WINNING	LAST 10	STRENGTH OF	OPP. STRENGTH	TEAM	ADJ.	CONF.	ADJ CONF.
Average RPI Loss:	118	RECORD	PCT. RANK	GAMES	SCHEDULE	OF SCHEDULE	RPI	RPI	RPI	RPI
DIV. I ONLY	19- 10	88	0- 1	162	172	109	109	16	16	
DIV. I NON-CONF.	4- 4	162	0- 0	59	171	90	90	12	12	
TOTALS	RPI 1-25	RPI 26-50	W-L RECORDS	RPI 51-100	RPI 101-999	RPI 150+				
19- 10	0- 1	0- 0	OVERALL	2- 4	17- 5	13- 3				
9- 3	0- 0	0- 0	HOME	1- 1	8- 2	6- 1				
9- 5	0- 1	0- 0	AWAY	1- 2	8- 2	6- 1				
1- 2	0- 0	0- 0	NEUTRAL	0- 1	1- 1	1- 1				
4- 4	0- 1	0- 0	NON-CONFERENCE	1- 3	3- 0	3- 0				
2- 0	0- 0	0- 0	HOME	1- 0	1- 0	1- 0				
1- 3	0- 1	0- 0	AWAY	0- 2	1- 0	1- 0				
1- 1	0- 0	0- 0	NEUTRAL	0- 1	1- 0	1- 0				
15- 6	0- 0	0- 0	CONFERENCE	1- 1	14- 5	10- 3				
7- 3	0- 0	0- 0	HOME	0- 1	7- 2	5- 1				
8- 2	0- 0	0- 0	AWAY	1- 0	7- 2	5- 1				
0- 1	0- 0	0- 0	NEUTRAL	0- 0	0- 1	0- 1				

RPI 1-25				RPI 26-50				RPI 51-100				RPI 101+ Team's RPI: 109			
RPI	S	Opponent	Score	RPI	S	Opponent	Score	RPI	S	Opponent	Score	RPI	S	Opponent	Score
13	A	Gonzaga	51 70					68	N	Georgia Tech	51 74	106	A	Portland St.	58 57
								80	A	Arizona	46 71	106	H	Portland St.	72 54
								84	A	Idaho	73 67	128	A	Northern Colo.	56 60
								84	H	Idaho	72 86	128	H	Northern Colo.	59 61
								89	A	Utah	60 74	148	A	Montana St.	62 49
								99	H	Pepperdine	65 63	148	H	Montana St.	61 43
												181	A	Eastern Wash.	74 45
												181	H	Eastern Wash.	63 48
												181	N	Eastern Wash.	65 67
												187	A	Montana	59 60
												187	H	Montana	50 34
												214	A	California Baptist	72 57
												223	A	Northern Ariz.	80 69
												223	H	Northern Ariz.	77 81
												265	A	Sacramento St.	56 42
												265	H	Sacramento St.	73 43
												272	A	Southern Utah	69 57
												272	H	Southern Utah	80 47
												292	N	Kennesaw St.	60 49
												293	H	Utah Valley	80 68
												313	A	Weber St.	70 57
												313	H	Weber St.	84 57
LAST 12 Division I GAMES:															
181	N	Eastern Wash.	65 67	187	A	Montana	59 60								
84	A	Idaho	73 67	148	A	Montana St.	62 49								
181	A	Eastern Wash.	74 45	272	H	Southern Utah	80 47								
128	H	Northern Colo.	59 61	223	H	Northern Ariz.	77 81								
313	H	Weber St.	84 57	106	A	Portland St.	58 57								
106	H	Portland St.	72 54	265	A	Sacramento St.	56 42								

Non-Div I Games: Benedictine Mesa 88 51

Idaho St.

Loss, Non-Conf, S Site, H Home A Away N Neutral

Average RPI Win:	241	WON-LOST	WINNING	LAST 10	STRENGTH OF	OPP. STRENGTH	TEAM	ADJ.	CONF.	ADJ CONF.
Average RPI Loss:	82	RECORD	PCT. RANK	GAMES	SCHEDULE	OF SCHEDULE	RPI	RPI	RPI	RPI
DIV. I ONLY	10- 20	262	0- 1	112	78	225	225	4	4	
DIV. I NON-CONF.	8- 3	72	0- 0	307	260	189	189	6	6	
<hr/>										
TOTALS	RPI 1-25	RPI 26-50	W-L RECORDS	RPI 51-100	RPI 101-999	RPI 150+				
10- 20	0- 4	0- 5	OVERALL	0- 4	10- 7	9- 2				
8- 9	0- 2	0- 4	HOME	0- 1	8- 2	8- 0				
2- 9	0- 2	0- 1	AWAY	0- 2	2- 4	1- 1				
0- 2	0- 0	0- 0	NEUTRAL	0- 1	0- 1	0- 1				
8- 3	0- 0	0- 1	NON-CONFERENCE	0- 1	8- 1	8- 1				
7- 1	0- 0	0- 1	HOME	0- 0	7- 0	7- 0				
1- 1	0- 0	0- 0	AWAY	0- 1	1- 0	1- 0				
0- 1	0- 0	0- 0	NEUTRAL	0- 0	0- 1	0- 1				
2- 17	0- 4	0- 4	CONFERENCE	0- 3	2- 6	1- 1				
1- 8	0- 2	0- 3	HOME	0- 1	1- 2	1- 0				
1- 8	0- 2	0- 1	AWAY	0- 1	1- 4	0- 1				
0- 1	0- 0	0- 0	NEUTRAL	0- 1	0- 0	0- 0				

RPI 1-25				RPI 26-50				RPI 51-100				RPI 101+ Team's RPI: 225			
RPI	S	Opponent	Score	RPI	S	Opponent	Score	RPI	S	Opponent	Score	RPI	S	Opponent	Score
7	A	Iowa	66 88	28	H	Rutgers	60 71	51	A	Clemson	67 69	101	A	Ohio St.	70 78
7	H	Iowa	75 94	30	H	Missouri	45 67	90	A	Purdue	50 72	108	A	Minnesota	66 62
14	A	Maryland	62 71	43	A	Michigan St.	60 77	90	N	Purdue	60 72	116	A	Northwestern	45 68
14	H	Maryland	66 80	45	H	Michigan	56 70	94	H	Nebraska	67 77	116	H	Northwestern	56 64
				47	H	Indiana	83 85					145	A	Penn St.	48 62
												145	H	Penn St.	65 76
												186	A	Wisconsin	67 75
												186	H	Wisconsin	78 68
												196	H	Eastern Mich.	72 66
												238	H	SIUE	74 57
												248	H	Indiana St.	75 57
												253	H	Columbia	76 69
												263	H	Murray St.	84 52
												265	N	Sacramento St.	107 109
												301	H	Alabama A&M	88 60
												303	H	Valparaiso	73 54
												316	A	Cal Poly	74 51
<hr/>															
LAST 12 Division I GAMES:															
		90	N	Purdue	60	72				186	H	Wisconsin	78	68	
		14	A	Maryland	62	71				90	A	Purdue	50	72	
		145	H	Penn St.	65	76				14	H	Maryland	66	80	
		186	A	Wisconsin	67	75				101	A	Ohio St.	70	78	
		45	H	Michigan	56	70				116	H	Northwestern	56	64	
		7	A	Iowa	66	88				43	A	Michigan St.	60	77	

Non-Div I Games:

Illinois

■ Loss,
 ■ Non-Conf,
 ■ S Site,
 ■ H Home
 ■ A Away
 N Neutral

Average RPI Win:	218	WON-LOST	WINNING	LAST 10	STRENGTH OF	OPP. STRENGTH	TEAM	ADJ.	CONF.	ADJ CONF.
Average RPI Loss:	143	RECORD	PCT. RANK	GAMES	SCHEDULE	OF SCHEDULE	RPI	RPI	RPI	RPI
DIV. I ONLY	18- 12	115	0- 1	182	216	132	132	13	13	
DIV. I NON-CONF.	6- 4	125	0- 0	299	309	177	177	15	15	
TOTALS	RPI 1-25	RPI 26-50	W-L RECORDS	RPI 51-100	RPI 101-999	RPI 150+				
18- 12	0- 3	0- 0	OVERALL	3- 2	15- 7	15- 7				
10- 3	0- 1	0- 0	HOME	1- 1	9- 1	9- 1				
7- 8	0- 1	0- 0	AWAY	2- 1	5- 6	5- 6				
1- 1	0- 1	0- 0	NEUTRAL	0- 0	1- 0	1- 0				
6- 4	0- 0	0- 0	NON-CONFERENCE	0- 1	6- 3	6- 3				
4- 0	0- 0	0- 0	HOME	0- 0	4- 0	4- 0				
2- 4	0- 0	0- 0	AWAY	0- 1	2- 3	2- 3				
0- 0	0- 0	0- 0	NEUTRAL	0- 0	0- 0	0- 0				
12- 8	0- 3	0- 0	CONFERENCE	3- 1	9- 4	9- 4				
6- 3	0- 1	0- 0	HOME	1- 1	5- 1	5- 1				
5- 4	0- 1	0- 0	AWAY	2- 0	3- 3	3- 3				
1- 1	0- 1	0- 0	NEUTRAL	0- 0	1- 0	1- 0				

RPI 1-25			RPI 26-50			RPI 51-100			RPI 101+			Team's RPI: 132
RPI	S	Opponent	Score	RPI	S	Opponent	Score	RPI	S	Opponent	Score	
17	A	Drake	61 88					153	A	Bradley	65 75	
17	H	Drake	64 82					153	H	Bradley	68 79	
17	N	Drake	54 65					153	N	Bradley	61 55	
								155	A	Southern Ill.	68 66	
								155	H	Southern Ill.	60 52	
								184	H	Saint Louis	72 67	
								196	A	Eastern Mich.	41 50	
								224	H	North Dakota	67 55	
								228	A	UMKC	62 55	
								238	A	SIUE	61 68	
								244	A	Northern Ky.	58 53	
								248	A	Indiana St.	44 59	
								248	H	Indiana St.	78 70	
								254	A	Loyola Chicago	59 62	
								254	H	Loyola Chicago	65 52	
								261	H	Austin Peay	61 49	
								285	A	Cleveland St.	63 67	
								303	A	Valparaiso	70 67	
								303	H	Valparaiso	74 53	
								310	H	Oakland	62 56	
								331	A	Evansville	72 61	
								331	H	Evansville	82 59	
LAST 12 Division I GAMES:												
		17 N Drake	54 65			153 A Bradley	65 75					
		153 N Bradley	61 55			155 A Southern Ill.	68 66					
		88 A UNI	54 53			65 A Missouri St.	60 56					
		17 A Drake	61 88			248 H Indiana St.	78 70					
		303 H Valparaiso	74 53			331 H Evansville	82 59					
		254 H Loyola Chicago	65 52			303 A Valparaiso	70 67					

Non-Div I Games: Maryville (MO) 61 52

Illinois St.

Loss, Non-Conf, S Site, H Home A Away N Neutral

Average RPI Win:	295	WON-LOST	WINNING	LAST 10	STRENGTH OF	OPP. STRENGTH	TEAM	ADJ.	CONF.	ADJ CONF.
Average RPI Loss:	162	RECORD	PCT. RANK	GAMES	SCHEDULE	OF SCHEDULE	RPI	RPI	RPI	RPI
DIV. I ONLY	5- 24	329	0- 1	148	273	308	308	25	25	
DIV. I NON-CONF.	0- 11	336	0- 0	79	185	300	300	22	22	
TOTALS	RPI 1-25	RPI 26-50	W-L RECORDS	RPI 51-100	RPI 101-999	RPI 150+				
5- 24	0- 1	0- 2	OVERALL	0- 6	5- 15	5- 11				
4- 9	0- 0	0- 1	HOME	0- 3	4- 5	4- 3				
1- 15	0- 1	0- 1	AWAY	0- 3	1- 10	1- 8				
0- 0	0- 0	0- 0	NEUTRAL	0- 0	0- 0	0- 0				
0- 11	0- 1	0- 2	NON-CONFERENCE	0- 2	0- 6	0- 4				
0- 4	0- 0	0- 1	HOME	0- 1	0- 2	0- 1				
0- 7	0- 1	0- 1	AWAY	0- 1	0- 4	0- 3				
0- 0	0- 0	0- 0	NEUTRAL	0- 0	0- 0	0- 0				
5- 13	0- 0	0- 0	CONFERENCE	0- 4	5- 9	5- 7				
4- 5	0- 0	0- 0	HOME	0- 2	4- 3	4- 2				
1- 8	0- 0	0- 0	AWAY	0- 2	1- 6	1- 5				
0- 0	0- 0	0- 0	NEUTRAL	0- 0	0- 0	0- 0				

RPI S	Opponent	Score	RPI S	Opponent	Score	RPI S	Opponent	Score	RPI S	Opponent	Score	Team's RPI: 308
23	A Arizona St.	43 81	30	H Rice	63 74	61	A Lamar University	53 79	108	A Minnesota	39 75	
			39	A South Dakota	43 96	61	H Lamar University	51 77	111	H Houston	60 79	
						75	H UT Arlington	49 97	129	A Abilene Christian	53 102	
						76	A SFA	48 65	129	H Abilene Christian	50 71	
						76	H SFA	56 66	166	A Nicholls St.	62 86	
						80	A Arizona	42 84	182	H Sam Houston St.	56 76	
									206	A Massachusetts	59 71	
									208	A San Diego St.	38 81	
									233	A A&M-Corpus Christi	49 57	
									233	H A&M-Corpus Christi	77 72	
									278	A Central Ark.	43 74	
									288	A New Orleans	55 58	
									288	H New Orleans	81 69	
									312	A McNeese	68 66	
									313	H Weber St.	64 72	
									317	H Northwestern St.	100 91	
									323	H Southeastern La.	76 69	
									332	A Houston Baptist	59 60	
									332	H Houston Baptist	52 67	
									342	A Grand Canyon	63 74	
LAST 12 Division I GAMES:												
129	A Abilene Christian	53 102	129	H Abilene Christian	50 71							
332	H Houston Baptist	52 67	323	H Southeastern La.	76 69							
233	H A&M-Corpus Christi	77 72	233	A A&M-Corpus Christi	49 57							
317	H Northwestern St.	100 91	288	A New Orleans	55 58							
76	A SFA	48 65	332	A Houston Baptist	59 60							
61	A Lamar University	53 79	288	H New Orleans	81 69							

Non-Div I Games:

Incarnate Word

Indiana

Through Games Of March 16, 2019

Average RPI Win:	124	WON-LOST	WINNING	LAST 10	STRENGTH OF	OPP. STRENGTH	TEAM	ADJ.	CONF.	ADJ CONF.
Average RPI Loss:	75	RECORD	PCT. RANK	GAMES	SCHEDULE	OF SCHEDULE	RPI	RPI	RPI	RPI
DIV. I ONLY	20- 12	104	1- 0	38	60	47	47	4	4	
DIV. I NON-CONF.	11- 1	13	0- 0	113	93	21	21	6	6	
TOTALS	RPI 1-25	RPI 26-50	W-L RECORDS	RPI 51-100	RPI 101-999	RPI 150+				
20- 12	1- 2	4- 4	OVERALL	4- 1	11- 5	6- 1				
11- 4	1- 1	2- 1	HOME	3- 0	5- 2	3- 0				
6- 6	0- 0	1- 3	AWAY	1- 1	4- 2	3- 0				
3- 2	0- 1	1- 0	NEUTRAL	0- 0	2- 1	0- 1				
11- 1	0- 0	2- 0	NON-CONFERENCE	2- 0	7- 1	4- 1				
6- 0	0- 0	0- 0	HOME	2- 0	4- 0	3- 0				
3- 0	0- 0	1- 0	AWAY	0- 0	2- 0	1- 0				
2- 1	0- 0	1- 0	NEUTRAL	0- 0	1- 1	0- 1				
9- 11	1- 2	2- 4	CONFERENCE	2- 1	4- 4	2- 0				
5- 4	1- 1	2- 1	HOME	1- 0	1- 2	0- 0				
3- 6	0- 0	0- 3	AWAY	1- 1	2- 2	2- 0				
1- 1	0- 1	0- 0	NEUTRAL	0- 0	1- 0	0- 0				

RPI 1-25				RPI 26-50				Team's RPI: 47	RPI 51-100				RPI 101+			
RPI	S	Opponent	Score	RPI	S	Opponent	Score		RPI	S	Opponent	Score	RPI	S	Opponent	Score
7	H	Iowa	75 73	28	A	Rutgers	64 69		65	H	Missouri St.	98 74	101	A	Ohio St.	50 55
7	N	Iowa	61 70	28	H	Rutgers	61 69		74	H	Butler	66 46	104	N	Loyola Marymount	67 43
14	H	Maryland	56 76	35	A	UCLA	67 65		90	A	Purdue	53 56	108	H	Minnesota	61 65
				39	N	South Dakota	68 60		90	H	Purdue	73 51	108	N	Minnesota	66 58
				43	A	Michigan St.	61 77		94	A	Nebraska	82 78	116	A	Northwestern	49 69
				43	H	Michigan St.	68 64						116	H	Northwestern	69 75
				45	A	Michigan	58 67						126	H	Northern Ill.	91 73
				45	H	Michigan	70 60						145	H	Penn St.	83 75
													147	A	Wake Forest	87 73
													186	A	Wisconsin	75 68
													197	H	Milwaukee	68 66
													207	N	Grambling	62 65
													213	H	Florida	83 64
													225	A	Illinois	85 83
													235	H	North Florida	75 52
													310	A	Oakland	59 32
LAST 12 Division I GAMES:																
108	N	Minnesota	66 58	45	A	Michigan	58 67									
7	N	Iowa	61 70	43	A	Michigan St.	61 77									
90	H	Purdue	73 51	108	H	Minnesota	61 65									
116	A	Northwestern	49 69	94	A	Nebraska	82 78									
7	H	Iowa	75 73	28	A	Rutgers	64 69									
28	H	Rutgers	61 69	14	H	Maryland	56 76									

Non-Div I Games:

Indiana

■ Loss,
 ■ Non-Conf, S Site,
 ■ Home
 ■ Away
 N Neutral

Average RPI Win:	256	WON-LOST	WINNING	LAST 10	STRENGTH OF	OPP. STRENGTH	TEAM	ADJ.	CONF.	ADJ CONF.
Average RPI Loss:	157	RECORD	PCT. RANK	GAMES	SCHEDULE	OF SCHEDULE	RPI	RPI	RPI	RPI
DIV. I ONLY	10- 19	257	0- 1	219	233	248	248	13	13	
DIV. I NON-CONF.	5- 5	162	0- 0	274	336	197	197	15	15	
TOTALS	RPI 1-25	RPI 26-50	W-L RECORDS	RPI 51-100	RPI 101-999	RPI 150+				
10- 19	0- 2	0- 0	OVERALL	0- 5	10- 12	9- 10				
3- 8	0- 1	0- 0	HOME	0- 2	3- 5	2- 4				
7- 9	0- 1	0- 0	AWAY	0- 3	7- 5	7- 4				
0- 2	0- 0	0- 0	NEUTRAL	0- 0	0- 2	0- 2				
5- 5	0- 0	0- 0	NON-CONFERENCE	0- 1	5- 4	5- 3				
1- 1	0- 0	0- 0	HOME	0- 0	1- 1	1- 0				
4- 3	0- 0	0- 0	AWAY	0- 1	4- 2	4- 2				
0- 1	0- 0	0- 0	NEUTRAL	0- 0	0- 1	0- 1				
5- 14	0- 2	0- 0	CONFERENCE	0- 4	5- 8	4- 7				
2- 7	0- 1	0- 0	HOME	0- 2	2- 4	1- 4				
3- 6	0- 1	0- 0	AWAY	0- 2	3- 3	3- 2				
0- 1	0- 0	0- 0	NEUTRAL	0- 0	0- 1	0- 1				

RPI 1-25				RPI 26-50				RPI 51-100				RPI 101+ Team's RPI: 248			
RPI	S	Opponent	Score	RPI	S	Opponent	Score	RPI	S	Opponent	Score	RPI	S	Opponent	Score
17	A	Drake	77 96					65	A	Missouri St.	58 71	132	A	Illinois St.	70 78
17	H	Drake	68 70					65	H	Missouri St.	66 76	132	H	Illinois St.	59 44
								74	A	Butler	49 72	135	H	IUPUI	59 64
								88	A	UNI	63 71	153	A	Bradley	80 81
								88	H	UNI	51 71	153	H	Bradley	45 61
												155	A	Southern Ill.	61 58
												155	H	Southern Ill.	61 80
												170	N	UC Irvine	61 77
												184	A	Saint Louis	60 56
												222	A	Marshall	62 53
												225	A	Illinois	57 75
												245	A	Southeast Mo. St.	62 51
												254	A	Loyola Chicago	54 56
												254	H	Loyola Chicago	36 44
												295	A	Eastern Ill.	39 63
												303	A	Valparaiso	86 82
												303	H	Valparaiso	67 59
												303	N	Valparaiso	77 79
												331	A	Evansville	76 69
												331	H	Evansville	56 59
												339	H	UIC	60 53
												342	A	Grand Canyon	88 81
LAST 12 Division I GAMES:															
				303	N	Valparaiso	77 79					303	H	Valparaiso	67 59
				65	H	Missouri St.	66 76					254	H	Loyola Chicago	36 44
				155	H	Southern Ill.	61 80					132	A	Illinois St.	70 78
				331	H	Evansville	56 59					153	A	Bradley	80 81
				17	A	Drake	77 96					331	A	Evansville	76 69
				88	A	UNI	63 71					88	H	UNI	51 71

Non-Div I Games: Davenport 79 43

Indiana St.

Average RPI Win: 281	WON-LOST	WINNING	LAST 10	STRENGTH OF	OPP. STRENGTH	TEAM	ADJ.	CONF.	ADJ CONF.
Average RPI Loss: 183	RECORD	PCT. RANK	GAMES	SCHEDULE	OF SCHEDULE	RPI	RPI	RPI	RPI
DIV. I ONLY	5- 26	335	1- 0	220	265	324	324	26	26
DIV. I NON-CONF.	1- 10	329	0- 0	53	103	276	276	27	27
TOTALS	RPI 1-25	RPI 26-50	W-L RECORDS	RPI 51-100	RPI 101-999	RPI 150+			
5- 26	0- 0	0- 3	OVERALL	0- 3	5- 20	5- 17			
2- 13	0- 0	0- 2	HOME	0- 2	2- 9	2- 7			
2- 12	0- 0	0- 1	AWAY	0- 1	2- 10	2- 9			
1- 1	0- 0	0- 0	NEUTRAL	0- 0	1- 1	1- 1			
1- 10	0- 0	0- 2	NON-CONFERENCE	0- 3	1- 5	1- 3			
1- 5	0- 0	0- 1	HOME	0- 2	1- 2	1- 0			
0- 5	0- 0	0- 1	AWAY	0- 1	0- 3	0- 3			
0- 0	0- 0	0- 0	NEUTRAL	0- 0	0- 0	0- 0			
4- 16	0- 0	0- 1	CONFERENCE	0- 0	4- 15	4- 14			
1- 8	0- 0	0- 1	HOME	0- 0	1- 7	1- 7			
2- 7	0- 0	0- 0	AWAY	0- 0	2- 7	2- 6			
1- 1	0- 0	0- 0	NEUTRAL	0- 0	1- 1	1- 1			

RPI S	Opponent	Score	RPI S	Opponent	Score	RPI S	Opponent	Score	RPI S	Opponent	Score	Team's RPI: 324
32	H Central Mich.	39 82	52	H Penn	43 66	117	H St. John's (NY)	35 61				
40	H Quinnipiac	39 76	82	H Fordham	40 57	118	A Marist	36 76				
42	A Bucknell	43 81	85	A Toledo	38 84	139	H Stony Brook	51 53				
						151	A Kansas	44 75				
						165	A Temple	39 59				
						170	A Rider	64 75				
						170	H Rider	58 66				
						170	N Rider	46 54				
						216	A Monmouth	52 51				
						216	H Monmouth	38 55				
						217	H George Washington	52 43				
						230	A Hofstra	49 74				
						267	A Manhattan	33 55				
						267	H Manhattan	52 54				
						271	A Niagara	53 72				
						271	H Niagara	46 58				
						277	A Siena	47 59				
						277	H Siena	45 66				
						277	N Siena	75 64				
						284	A Fairfield	56 67				
						284	H Fairfield	42 55				
						286	A Canisius	47 67				
						286	H Canisius	40 48				
						347	A Saint Peter's	58 53				
						347	H Saint Peter's	61 57				
LAST 12 Division I GAMES:												
277	N Siena	75 64	216	A Monmouth	52 51							
170	N Rider	46 54	170	A Rider	64 75							
347	A Saint Peter's	58 53	277	H Siena	45 66							
284	A Fairfield	56 67	271	A Niagara	53 72							
267	H Manhattan	52 54	286	A Canisius	47 67							
347	H Saint Peter's	61 57	40	H Quinnipiac	39 76							

Non-Div I Games:

Iona

■ Loss,
■ Non-Conf,
■ S Site,
■ H Home
■ A Away
N Neutral

Average RPI Win:	104	WON-LOST	WINNING	LAST 10	STRENGTH OF	OPP. STRENGTH	TEAM	ADJ.	CONF.	ADJ CONF.
Average RPI Loss:	41	RECORD	PCT. RANK	GAMES	SCHEDULE	OF SCHEDULE	RPI	RPI	RPI	RPI
DIV. I ONLY	26- 6	20	1- 0	8	40	7	7	4	4	
DIV. I NON-CONF.	9- 2	43	0- 0	10	33	9	9	6	6	
TOTALS	RPI 1-25	RPI 26-50	W-L RECORDS	RPI 51-100	RPI 101-999	RPI 150+				
26- 6	4- 2	5- 3	OVERALL	6- 1	11- 0	6- 0				
15- 0	2- 0	3- 0	HOME	3- 0	7- 0	5- 0				
7- 5	1- 1	0- 3	AWAY	2- 1	4- 0	1- 0				
4- 1	1- 1	2- 0	NEUTRAL	1- 0	0- 0	0- 0				
9- 2	2- 2	0- 0	NON-CONFERENCE	3- 0	4- 0	3- 0				
6- 0	1- 0	0- 0	HOME	1- 0	4- 0	3- 0				
2- 1	1- 1	0- 0	AWAY	1- 0	0- 0	0- 0				
1- 1	0- 1	0- 0	NEUTRAL	1- 0	0- 0	0- 0				
17- 4	2- 0	5- 3	CONFERENCE	3- 1	7- 0	3- 0				
9- 0	1- 0	3- 0	HOME	2- 0	3- 0	2- 0				
5- 4	0- 0	0- 3	AWAY	1- 1	4- 0	1- 0				
3- 0	1- 0	2- 0	NEUTRAL	0- 0	0- 0	0- 0				

RPI	S	Opponent	Score	RPI	S	Opponent	Score	RPI	S	Opponent	Score	RPI	S	Opponent	Score
1	A	Notre Dame	71 105	28	H	Rutgers	72 66	79	N	West Virginia	84 81	101	A	Ohio St.	78 52
11	H	Iowa St.	73 70	28	N	Rutgers	72 67	88	H	UNI	83 57	108	A	Minnesota	81 63
14	H	Maryland	86 73	43	A	Michigan St.	70 84	90	A	Purdue	57 62	116	H	Northwestern	74 50
14	N	Maryland	90 76	43	H	Michigan St.	86 71	90	H	Purdue	72 58	135	H	IUPUI	72 58
17	A	Drake	91 82	45	A	Michigan	81 90	94	A	Nebraska	74 58	145	A	Penn St.	81 61
21	N	Florida St.	67 71	45	H	Michigan	75 61	94	H	Nebraska	77 71	160	H	Oral Roberts	90 77
				47	A	Indiana	73 75	95	A	Western Ky.	104 67	177	H	Robert Morris	92 63
				47	N	Indiana	70 61					186	H	Wisconsin	71 53
												225	A	Illinois	94 75
												225	H	Illinois	88 66
												335	H	N.C. Central	106 39
LAST 12 Division I GAMES:															
				47	N	Indiana	70 61	47	A	Indiana	73 75				
				28	N	Rutgers	72 67	14	H	Maryland	86 73				
				14	N	Maryland	90 76	225	H	Illinois	88 66				
				21	N	Florida St.	67 71	101	A	Ohio St.	78 52				
				116	H	Northwestern	74 50	43	H	Michigan St.	86 71				
				94	A	Nebraska	74 58	145	A	Penn St.	81 61				

Non-Div I Games:

Iowa

■ Loss,
■ Non-Conf, S Site,
■ Home
■ Away
N Neutral

Average RPI Win: 111		WON-LOST	WINNING	LAST 10	STRENGTH OF		OPP. STRENGTH	TEAM	ADJ.	CONF.	ADJ CONF.
Average RPI Loss: 27		RECORD	PCT. RANK	GAMES	SCHEDULE		OF SCHEDULE	RPI	RPI	RPI	RPI
DIV. I ONLY		25- 8	44	1- 0	5		25	11	11	3	3
DIV. I NON-CONF.		10- 2	37	0- 0	12		80	10	10	3	3
TOTALS		RPI 1-25	RPI 26-50		W-L RECORDS		RPI 51-100	RPI 101-999		RPI 150+	
25- 8	2- 4	6- 2		OVERALL		3- 2	14- 0		9- 0		
16- 2	2- 1	3- 1		HOME		3- 0	8- 0		5- 0		
6- 5	0- 2	2- 1		AWAY		0- 2	4- 0		2- 0		
3- 1	0- 1	1- 0		NEUTRAL		0- 0	2- 0		2- 0		
10- 2	2- 1	2- 1		NON-CONFERENCE		1- 0	5- 0		4- 0		
9- 0	2- 0	2- 0		HOME		1- 0	4- 0		3- 0		
0- 2	0- 1	0- 1		AWAY		0- 0	0- 0		0- 0		
1- 0	0- 0	0- 0		NEUTRAL		0- 0	1- 0		1- 0		
15- 6	0- 3	4- 1		CONFERENCE		2- 2	9- 0		5- 0		
7- 2	0- 1	1- 1		HOME		2- 0	4- 0		2- 0		
6- 3	0- 1	2- 0		AWAY		0- 2	4- 0		2- 0		
2- 1	0- 1	1- 0		NEUTRAL		0- 0	1- 0		1- 0		

RPI S	Opponent	Score	RPI S	Opponent	Score	RPI S	Opponent	Score	RPI S	Opponent	Score
2	A Baylor	69 84	29	A Texas	82 73	57	A TCU	69 76	126	H Northern Ill.	70 60
2	H Baylor	60 73	29	H Texas	62 64	57	H TCU	92 54	140	A Texas Tech	64 62
2	N Baylor	49 67	29	N Texas	75 69	67	H Arkansas	91 82	140	H Texas Tech	105 66
7	A Iowa	70 73	33	A Kansas St.	81 52	79	A West Virginia	64 73	143	A Oklahoma St.	84 71
17	H Drake	86 81	33	H Kansas St.	96 58	79	H West Virginia	77 61	143	H Oklahoma St.	89 67
19	H Miami (FL)	75 52	39	A South Dakota	59 64				151	A Kansas	82 73
			42	H Bucknell	86 61				151	H Kansas	69 49
			49	H Auburn	67 64				151 N	Kansas	75 58
									154	A Oklahoma	91 70
									154	H Oklahoma	104 78
									188	H Prairie View	94 46
									196 N	Eastern Mich.	85 59
									224	H North Dakota	87 35
									271	H Niagara	95 35
LAST 12 Division I GAMES:											
151 N	Kansas	75 58	151	H Kansas	69 49						
29 N	Texas	75 69	29	A Texas	82 73						
2 N	Baylor	49 67	140	A Texas Tech	64 62						
126	H Northern Ill.	70 60	2	H Baylor	60 73						
49	H Auburn	67 64	154	A Oklahoma	91 70						
19	H Miami (FL)	75 52	143	H Oklahoma St.	89 67						

Non-Div I Games:

Iowa St.

Average RPI Win:	281	WON-LOST	WINNING	LAST 10	STRENGTH OF	OPP. STRENGTH	TEAM	ADJ.	CONF.	ADJ CONF.
Average RPI Loss:	187	RECORD	PCT. RANK	GAMES	SCHEDULE	OF SCHEDULE	RPI	RPI	RPI	RPI
DIV. I ONLY	16- 14	148	1- 0	337	310	247	247	29	29	
DIV. I NON-CONF.	2- 7	288	0- 0	260	197	297	297	28	28	
TOTALS	RPI 1-25	RPI 26-50	W-L RECORDS	RPI 51-100	RPI 101-999	RPI 150+				
16- 14	0- 1	0- 0	OVERALL	0- 2	16- 11	16- 11				
9- 3	0- 0	0- 0	HOME	0- 0	9- 3	9- 3				
5- 9	0- 1	0- 0	AWAY	0- 2	5- 6	5- 6				
2- 2	0- 0	0- 0	NEUTRAL	0- 0	2- 2	2- 2				
2- 7	0- 1	0- 0	NON-CONFERENCE	0- 2	2- 4	2- 4				
1- 1	0- 0	0- 0	HOME	0- 0	1- 1	1- 1				
0- 5	0- 1	0- 0	AWAY	0- 2	0- 2	0- 2				
1- 1	0- 0	0- 0	NEUTRAL	0- 0	1- 1	1- 1				
14- 7	0- 0	0- 0	CONFERENCE	0- 0	14- 7	14- 7				
8- 2	0- 0	0- 0	HOME	0- 0	8- 2	8- 2				
5- 4	0- 0	0- 0	AWAY	0- 0	5- 4	5- 4				
1- 1	0- 0	0- 0	NEUTRAL	0- 0	1- 1	1- 1				

RPI S	Opponent	Score	RPI S	Opponent	Score	RPI S	Opponent	Score	RPI S	Opponent	Score	Team's RPI: 247
8	A Mississippi St.	38 105				67	A Arkansas	57 76	152	A Southern U.	59 52	
						75	A UT Arlington	63 99	152	H Southern U.	74 76	
									152	N Southern U.	41 45	
									164	N Akron	57 74	
									188	A Prairie View	57 76	
									188	H Prairie View	80 89	
									188	N Prairie View	75 63	
									207	A Grambling	77 74	
									207	H Grambling	89 60	
									227	A Texas Southern	67 76	
									227	H Texas Southern	73 64	
									234	A Memphis	67 68	
									268	A Louisiana	61 68	
									269	A Alabama St.	67 74	
									269	H Alabama St.	75 59	
									269	H Alabama St.	78 58	
									278	H Central Ark.	65 56	
									301	A Alabama A&M	55 58	
									301	H Alabama A&M	69 51	
									323	H Southeastern La.	45 50	
									329	A Mississippi Val.	87 86	
									329	H Mississippi Val.	87 56	
									339	N UIC	72 57	
									349	A Ark.-Pine Bluff	61 41	
									349	H Ark.-Pine Bluff	60 41	
									350	A Alcorn	82 61	
LAST 12 Division I GAMES:												
269	H	Alabama St.	75	59	329	A	Mississippi Val.	87	86			
152	N	Southern U.	41	45	207	H	Grambling	89	60			
188	N	Prairie View	75	63	227	H	Texas Southern	73	64			
269	H	Alabama St.	78	58	188	H	Prairie View	80	89			
301	H	Alabama A&M	69	51	152	A	Southern U.	59	52			
349	A	Ark.-Pine Bluff	61	41	350	A	Alcorn	82	61			

Non-Div I Games: Spring Hill 105 57 Millsaps 88 38

Jackson St.

Loss, Non-Conf, S Site, H Home A Away N Neutral

RPI S Opponent Score

RPI S Opponent Score
350 H Alcorn 88 66

J
a
c
k
s
o
n
s
t
.

J
a
c
k
s
o
n
s
t
.

Jackson St.

Jacksonville

Through Games Of March 16, 2019

Average RPI Win:	273	WON-LOST	WINNING	LAST 10	STRENGTH OF	OPP. STRENGTH	TEAM	ADJ.	CONF.	ADJ CONF.
Average RPI Loss:	171	RECORD	PCT. RANK	GAMES	SCHEDULE	OF SCHEDULE	RPI	RPI	RPI	RPI
DIV. I ONLY	11- 16	225	0- 1	232	288	231	231	24	24	
DIV. I NON-CONF.	4- 6	212	0- 0	135	299	172	172	26	26	
TOTALS	RPI 1-25	RPI 26-50	W-L RECORDS	RPI 51-100	RPI 101-999	RPI 150+				
11- 16	0- 2	0- 0	OVERALL	0- 2	11- 12	10- 10				
5- 5	0- 0	0- 0	HOME	0- 1	5- 4	4- 4				
6- 9	0- 2	0- 0	AWAY	0- 1	6- 6	6- 5				
0- 2	0- 0	0- 0	NEUTRAL	0- 0	0- 2	0- 1				
4- 6	0- 2	0- 0	NON-CONFERENCE	0- 0	4- 4	3- 2				
1- 1	0- 0	0- 0	HOME	0- 0	1- 1	0- 1				
3- 3	0- 2	0- 0	AWAY	0- 0	3- 1	3- 0				
0- 2	0- 0	0- 0	NEUTRAL	0- 0	0- 2	0- 1				
7- 10	0- 0	0- 0	CONFERENCE	0- 2	7- 8	7- 8				
4- 4	0- 0	0- 0	HOME	0- 1	4- 3	4- 3				
3- 6	0- 0	0- 0	AWAY	0- 1	3- 5	3- 5				
0- 0	0- 0	0- 0	NEUTRAL	0- 0	0- 0	0- 0				

RPI 1-25				RPI 26-50				RPI 51-100				RPI 101+ Team's RPI: 231			
RPI	S	Opponent	Score	RPI	S	Opponent	Score	RPI	S	Opponent	Score	RPI	S	Opponent	Score
16	A	Texas A&M	53 73					66	A	FGCU	58 82	110	N	Old Dominion	76 78
21	A	Florida St.	46 79					66	H	FGCU	62 68	134	H	Mercer	71 66
												145	A	Penn St.	61 80
												183	A	Liberty	53 65
												183	A	Liberty	64 52
												183	H	Liberty	75 85
												199	A	North Ala.	59 68
												199	H	North Ala.	59 62
												201	H	Bethune-Cookman	56 58
												209	A	Stetson	46 54
												209	H	Stetson	56 69
												235	A	North Florida	80 72
												235	H	North Florida	75 63
												280	A	Charleston So.	68 58
												292	A	Kennesaw St.	55 75
												292	H	Kennesaw St.	68 53
												301	N	Alabama A&M	60 65
												322	A	FIU	73 62
												325	A	NJIT	61 56
												325	H	NJIT	69 55
												330	A	Lipscomb	58 61
												330	H	Lipscomb	62 47
												345	A	Savannah St.	68 58
LAST 12 Division I GAMES:															
183	A	Liberty	53 65	330	A	Lipscomb	58 61								
66	H	FGCU	62 68	292	H	Kennesaw St.	68 53								
199	A	North Ala.	59 68	66	A	FGCU	58 82								
325	H	NJIT	69 55	209	H	Stetson	56 69								
235	H	North Florida	75 63	183	H	Liberty	75 85								
209	A	Stetson	46 54	235	A	North Florida	80 72								

Non-Div I Games: Webber Int'l 73 39 Edward Waters 100 48 Warner 105 55

Jacksonville

Loss, Non-Conf, S Site, H Home A Away N Neutral

Average RPI Win:	272	WON-LOST	WINNING	LAST 10	STRENGTH OF	OPP. STRENGTH	TEAM	ADJ.	CONF.	ADJ CONF.
Average RPI Loss:	138	RECORD	PCT. RANK	GAMES	SCHEDULE	OF SCHEDULE	RPI	RPI	RPI	RPI
DIV. I ONLY	14- 15	186	0- 1	281	227	215	215	22	22	
DIV. I NON-CONF.	5- 5	162	0- 0	282	149	207	207	23	23	
TOTALS	RPI 1-25	RPI 26-50	W-L RECORDS	RPI 51-100	RPI 101-999	RPI 150+				
14- 15	0- 0	0- 3	OVERALL	0- 2	14- 10	12- 4				
6- 6	0- 0	0- 2	HOME	0- 1	6- 3	4- 2				
8- 6	0- 0	0- 1	AWAY	0- 0	8- 5	8- 1				
0- 3	0- 0	0- 0	NEUTRAL	0- 1	0- 2	0- 1				
5- 5	0- 0	0- 1	NON-CONFERENCE	0- 2	5- 2	4- 1				
1- 2	0- 0	0- 1	HOME	0- 1	1- 0	0- 0				
4- 1	0- 0	0- 0	AWAY	0- 0	4- 1	4- 0				
0- 2	0- 0	0- 0	NEUTRAL	0- 1	0- 1	0- 1				
9- 10	0- 0	0- 2	CONFERENCE	0- 0	9- 8	8- 3				
5- 4	0- 0	0- 1	HOME	0- 0	5- 3	4- 2				
4- 5	0- 0	0- 1	AWAY	0- 0	4- 4	4- 1				
0- 1	0- 0	0- 0	NEUTRAL	0- 0	0- 1	0- 0				

RPI S	Opponent	Score	RPI S	Opponent	Score	RPI S	Opponent	Score	RPI S	Opponent	Score	Team's RPI: 215
44	H Miami (OH)	41 58	87	N Harvard	62 69	113	A UT Martin	72 77				
46	A Belmont	52 66	93	H Troy	63 89	131	A Morehead St.	55 66				
46	H Belmont	41 64				131	H Morehead St.	68 57				
						131	N Morehead St.	60 77				
						140	A Texas Tech	58 71				
						144	H Georgia St.	61 56				
						146	A Tennessee Tech	59 62				
						146	H Tennessee Tech	49 66				
						158	N Washington St.	51 64				
						238	A SIUE	68 61				
						238	H SIUE	47 51				
						239	A Ole Miss	60 49				
						245	A Southeast Mo. St.	56 39				
						261	H Austin Peay	67 56				
						263	H Murray St.	59 64				
						295	A Eastern Ill.	49 52				
						295	H Eastern Ill.	78 49				
						301	A Alabama A&M	55 48				
						305	A Tennessee St.	62 52				
						305	H Tennessee St.	76 73				
						330	A Lipscomb	58 46				
						333	A Eastern Ky.	53 44				
						333	H Eastern Ky.	69 64				
						346	A Florida A&M	62 31				
LAST 12 Division I GAMES:												
131	N Morehead St.	60 77	305	H Tennessee St.	76 73							
158	N Washington St.	51 64	146	A Tennessee Tech	59 62							
238	A SIUE	68 61	245	A Southeast Mo. St.	56 39							
295	A Eastern Ill.	49 52	113	A UT Martin	72 77							
333	H Eastern Ky.	69 64	261	H Austin Peay	67 56							
131	H Morehead St.	68 57	263	H Murray St.	59 64							

Non-Div I Games: Montevallo 84 52

Jacksonville St.

■ Loss,
 ■ Non-Conf,
 ■ S Site,
 ■ Home
 ■ A Away
 N Neutral

Average RPI Win: 173	WON-LOST	WINNING	LAST 10	STRENGTH OF	OPP. STRENGTH	TEAM	ADJ.	CONF.	ADJ CONF.
Average RPI Loss: 143	RECORD	PCT. RANK	GAMES	SCHEDULE	OF SCHEDULE	RPI	RPI	RPI	RPI
DIV. I ONLY	25- 5	18	0- 1	149	111	36	36	10	10
DIV. I NON-CONF.	8- 3	72	0- 0	187	138	64	64	10	10
TOTALS	RPI 1-25	RPI 26-50	W-L RECORDS	RPI 51-100	RPI 101-999	RPI 150+			
25- 5	0- 1	0- 0	OVERALL	5- 0	20- 4	13- 2			
14- 0	0- 0	0- 0	HOME	3- 0	11- 0	6- 0			
11- 4	0- 1	0- 0	AWAY	2- 0	9- 3	7- 1			
0- 1	0- 0	0- 0	NEUTRAL	0- 0	0- 1	0- 1			
8- 3	0- 1	0- 0	NON-CONFERENCE	1- 0	7- 2	5- 1			
5- 0	0- 0	0- 0	HOME	1- 0	4- 0	2- 0			
3- 3	0- 1	0- 0	AWAY	0- 0	3- 2	3- 1			
0- 0	0- 0	0- 0	NEUTRAL	0- 0	0- 0	0- 0			
17- 2	0- 0	0- 0	CONFERENCE	4- 0	13- 2	8- 1			
9- 0	0- 0	0- 0	HOME	2- 0	7- 0	4- 0			
8- 1	0- 0	0- 0	AWAY	2- 0	6- 1	4- 0			
0- 1	0- 0	0- 0	NEUTRAL	0- 0	0- 1	0- 1			

RPI S	Opponent	Score	RPI S	Opponent	Score	Team's RPI: 36	RPI S	Opponent	Score	RPI S	Opponent	Score	RPI S	Opponent	Score
14	A Maryland	63 87					63	A Drexel	51 35	107	A Towson	63 56			
							63	H Drexel	58 47	107	H Towson	71 59			
							70	H Georgetown	69 57	117	H St. John's (NY)	64 51			
							96	A Northeastern	58 51	119	H Dayton	68 55			
							96	H Northeastern	84 49	123	A UNCW	63 66			
										123	H UNCW	58 51			
										138	A Delaware	68 43			
										138	H Delaware	56 51			
										147	A Wake Forest	49 50			
										161	A William & Mary	78 65			
										161	H William & Mary	65 48			
										177	A Robert Morris	59 36			
										183	A Liberty	74 53			
										202	A Hampton	65 72			
										217	H George Washington	50 37			
										230	A Hofstra	59 44			
										230	H Hofstra	77 54			
										230	N Hofstra	50 57			
										240	A Elon	74 46			
										240	H Elon	82 30			
										296	A Col. of Charleston	91 50			
										296	H Col. of Charleston	76 35			
										306	H Winthrop	56 39			
										340	A Delaware St.	103 57			
LAST 12 Division I GAMES:															
230	N	Hofstra	50	57	123	H	UNCW	58	51						
138	H	Delaware	56	51	296	H	Col. of Charleston	76	35						
63	H	Drexel	58	47	230	A	Hofstra	59	44						
107	A	Towson	63	56	96	A	Northeastern	58	51						
161	A	William & Mary	78	65	107	H	Towson	71	59						
240	A	Elon	74	46	240	H	Elon	82	30						

Non-Div I Games:

James Madison

■ Loss,
■ Non-Conf, S Site,
■ Home
■ Away
N Neutral

Kansas

Through Games Of March 16, 2019

Average RPI Win:	186	WON-LOST	WINNING	LAST 10	STRENGTH OF	OPP. STRENGTH	TEAM	ADJ.	CONF.	ADJ CONF.
Average RPI Loss:	67	RECORD	PCT. RANK	GAMES	SCHEDULE	OF SCHEDULE	RPI	RPI	RPI	RPI
DIV. I ONLY	13- 18	217	1- 1	69	31	151	151	3	3	
DIV. I NON-CONF.	10- 1	17	0- 0	247	232	51	51	3	3	
TOTALS	RPI 1-25	RPI 26-50	W-L RECORDS	RPI 51-100	RPI 101-999	RPI 150+				
13- 18	0- 5	1- 3	OVERALL	1- 5	11- 5	9- 1				
8- 8	0- 2	0- 2	HOME	0- 2	8- 2	8- 0				
2- 9	0- 2	1- 1	AWAY	1- 3	0- 3	0- 1				
3- 1	0- 1	0- 0	NEUTRAL	0- 0	3- 0	1- 0				
10- 1	0- 0	0- 0	NON-CONFERENCE	1- 1	9- 0	8- 0				
7- 0	0- 0	0- 0	HOME	0- 0	7- 0	7- 0				
1- 1	0- 0	0- 0	AWAY	1- 1	0- 0	0- 0				
2- 0	0- 0	0- 0	NEUTRAL	0- 0	2- 0	1- 0				
3- 17	0- 5	1- 3	CONFERENCE	0- 4	2- 5	1- 1				
1- 8	0- 2	0- 2	HOME	0- 2	1- 2	1- 0				
1- 8	0- 2	1- 1	AWAY	0- 2	0- 3	0- 1				
1- 1	0- 1	0- 0	NEUTRAL	0- 0	1- 0	0- 0				

RPI	S	Opponent	Score	RPI	S	Opponent	Score	RPI	S	Opponent	Score	RPI	S	Opponent	Score	Team's RPI: 151
2	A	Baylor	40 80	29	A	Texas	43 62	57	A	TCU	53 58	116	N	Northwestern	66 57	
2	H	Baylor	68 94	29	H	Texas	73 91	57	H	TCU	66 76	140	A	Texas Tech	66 69	
11	A	Iowa St.	49 69	33	A	Kansas St.	61 54	79	A	West Virginia	50 71	140	H	Texas Tech	71 75	
11	H	Iowa St.	73 82	33	H	Kansas St.	62 72	79	H	West Virginia	61 75	143	A	Oklahoma St.	52 72	
11	N	Iowa St.	58 75					86	A	LSU	68 61	143	H	Oklahoma St.	62 72	
								94	A	Nebraska	52 58	143	N	Oklahoma St.	76 66	
												154	A	Oklahoma	67 78	
												154	H	Oklahoma	88 79	
												158	N	Washington St.	71 63	
												160	H	Oral Roberts	70 58	
												207	H	Grambling	76 45	
												226	H	George Mason	77 56	
												228	H	UMKC	67 55	
												279	H	Vermont	77 36	
												301	H	Alabama A&M	65 54	
												324	H	Iona	75 44	
LAST 12 Division I GAMES:																
143	N	Oklahoma St.	76 66	143	A	Oklahoma St.	52 72									
11	N	Iowa St.	58 75	2	A	Baylor	40 80									
116	N	Northwestern	66 57	140	H	Texas Tech	71 75									
11	A	Iowa St.	49 69	154	A	Oklahoma	67 78									
79	H	West Virginia	61 75	29	H	Texas	73 91									
57	H	TCU	66 76	33	H	Kansas St.	62 72									

Non-Div I Games:

Kansas

Loss, Non-Conf, S Site, H Home A Away N Neutral

Average RPI Win:	132	WON-LOST	WINNING	LAST 10	STRENGTH OF	OPP. STRENGTH	TEAM	ADJ.	CONF.	ADJ CONF.
Average RPI Loss:	33	RECORD	PCT. RANK	GAMES	SCHEDULE	OF SCHEDULE	RPI	RPI	RPI	RPI
DIV. I ONLY	21- 11	86	1- 0	17	17	33	33	3	3	
DIV. I NON-CONF.	9- 3	62	0- 0	67	30	45	45	3	3	
TOTALS	RPI 1-25	RPI 26-50	W-L RECORDS	RPI 51-100	RPI 101-999	RPI 150+				
21- 11	0- 8	3- 0	OVERALL	6- 2	12- 1	8- 1				
12- 4	0- 2	1- 0	HOME	3- 1	8- 1	6- 1				
7- 3	0- 2	1- 0	AWAY	2- 1	4- 0	2- 0				
2- 4	0- 4	1- 0	NEUTRAL	1- 0	0- 0	0- 0				
9- 3	0- 3	1- 0	NON-CONFERENCE	3- 0	5- 0	5- 0				
7- 0	0- 0	0- 0	HOME	2- 0	5- 0	5- 0				
1- 0	0- 0	0- 0	AWAY	1- 0	0- 0	0- 0				
1- 3	0- 3	1- 0	NEUTRAL	0- 0	0- 0	0- 0				
12- 8	0- 5	2- 0	CONFERENCE	3- 2	7- 1	3- 1				
5- 4	0- 2	1- 0	HOME	1- 1	3- 1	1- 1				
6- 3	0- 2	1- 0	AWAY	1- 1	4- 0	2- 0				
1- 1	0- 1	0- 0	NEUTRAL	1- 0	0- 0	0- 0				

RPI 1-25				RPI 26-50				Team's RPI: 33		RPI 51-100				RPI 101+			
RPI	S	Opponent	Score	RPI	S	Opponent	Score		RPI	S	Opponent	Score	RPI	S	Opponent	Score	
2	A	Baylor	50 65	29	A	Texas	69 60		57	A	TCU	75 72	140	A	Texas Tech	66 62	
2	H	Baylor	48 71	29	H	Texas	87 69		57	H	TCU	47 61	140	H	Texas Tech	75 67	
2	N	Baylor	60 88	49	N	Princeton	80 61		60	A	Little Rock	53 47	143	A	Oklahoma St.	68 58	
10	N	Syracuse	61 70						61	H	Lamar University	73 55	143	H	Oklahoma St.	59 48	
11	A	Iowa St.	58 96						79	A	West Virginia	30 60	151	A	Kansas	72 62	
11	H	Iowa St.	52 81						79	H	West Virginia	90 79	151	H	Kansas	54 61	
20	N	DePaul	59 79						79	N	West Virginia	72 59	154	A	Oklahoma	83 75	
23	N	Arizona St.	51 65						88	H	UNI	72 62	154	H	Oklahoma	86 56	
</																	

Kennesaw St.

Through Games Of March 16, 2019

Average RPI Win:	264	WON-LOST	WINNING	LAST 10	STRENGTH OF	OPP. STRENGTH	TEAM	ADJ.	CONF.	ADJ CONF.
Average RPI Loss:	176	RECORD	PCT. RANK	GAMES	SCHEDULE	OF SCHEDULE	RPI	RPI	RPI	RPI
DIV. I ONLY	8- 22	290	1- 0	194	292	292	292	24	24	
DIV. I NON-CONF.	3- 9	271	0- 0	148	295	274	274	26	26	
TOTALS	RPI 1-25	RPI 26-50	W-L RECORDS	RPI 51-100	RPI 101-999	RPI 150+				
8- 22	0- 0	0- 1	OVERALL	0- 4	8- 17	8- 13				
6- 4	0- 0	0- 0	HOME	0- 1	6- 3	6- 3				
1- 14	0- 0	0- 0	AWAY	0- 3	1- 11	1- 8				
1- 4	0- 0	0- 1	NEUTRAL	0- 0	1- 3	1- 2				
3- 9	0- 0	0- 1	NON-CONFERENCE	0- 1	3- 7	3- 3				
2- 0	0- 0	0- 0	HOME	0- 0	2- 0	2- 0				
0- 5	0- 0	0- 0	AWAY	0- 1	0- 4	0- 1				
1- 4	0- 0	0- 1	NEUTRAL	0- 0	1- 3	1- 2				
5- 13	0- 0	0- 0	CONFERENCE	0- 3	5- 10	5- 10				
4- 4	0- 0	0- 0	HOME	0- 1	4- 3	4- 3				
1- 9	0- 0	0- 0	AWAY	0- 2	1- 7	1- 7				
0- 0	0- 0	0- 0	NEUTRAL	0- 0	0- 0	0- 0				

RPI S	Opponent	Score	RPI S	Opponent	Score	RPI S	Opponent	Score	RPI S	Opponent	Score	Team's RPI: 292
43 N	Michigan St.	51 75	66 A	FGCU	48 79	109 N	Idaho St.	49 60				
			66 A	FGCU	48 77	134 A	Mercer	48 64				
			66 H	FGCU	46 69	142 A	Seton Hall	80 102				
			68 A	Georgia Tech	35 60	144 A	Georgia St.	73 79				
						183 A	Liberty	55 68				
						183 H	Liberty	61 67				
						192 A	East Carolina	56 68				
						193 H	Furman	74 63				
						199 A	North Ala.	55 80				
						199 H	North Ala.	74 72				
						201 N	Bethune-Cookman	61 64				
						209 A	Stetson	67 59				
						209 A	Stetson	69 76				
						209 H	Stetson	45 58				
						231 A	Jacksonville	53 68				
						231 H	Jacksonville	75 55				
						235 A	North Florida	66 74				
						235 H	North Florida	60 71				
						287 H	Ga. Southern	78 59				
						304 N	UMBC	53 57				
						325 A	NJIT	60 66				
						325 H	NJIT	70 47				
						330 A	Lipscomb	69 72				
						330 H	Lipscomb	67 36				
						335 N	N.C. Central	78 54				
LAST 12 Division I GAMES:												
209 A	Stetson	67 59	199 H	North Ala.	74 72							
66 A	FGCU	48 77	330 H	Lipscomb	67 36							
330 A	Lipscomb	69 72	235 A	North Florida	66 74							
209 H	Stetson	45 58	325 H	NJIT	70 47							
183 A	Liberty	55 68	231 A	Jacksonville	53 68							
66 A	FGCU	48 79	209 A	Stetson	69 76							

Non-Div I Games: Middle Ga. St. 80 70

Kennesaw St.

Loss, Non-Conf, S Site, H Home A Away N Neutral

Average RPI Win:	190	WON-LOST	WINNING	LAST 10	STRENGTH OF	OPP. STRENGTH	TEAM	ADJ.	CONF.	ADJ CONF.
Average RPI Loss:	73	RECORD	PCT. RANK	GAMES	SCHEDULE	OF SCHEDULE	RPI	RPI	RPI	RPI
DIV. I ONLY	18- 12	115	1- 0	81	93	83	83	8	8	
DIV. I NON-CONF.	6- 4	125	0- 0	143	162	97	97	9	9	
TOTALS	RPI 1-25	RPI 26-50	W-L RECORDS	RPI 51-100	RPI 101-999	RPI 150+				
18- 12	1- 3	1- 5	OVERALL	1- 1	15- 3	13- 2				
11- 3	1- 0	1- 2	HOME	0- 0	9- 1	7- 0				
7- 8	0- 2	0- 3	AWAY	1- 1	6- 2	6- 2				
0- 1	0- 1	0- 0	NEUTRAL	0- 0	0- 0	0- 0				
6- 4	0- 1	0- 1	NON-CONFERENCE	0- 1	6- 1	5- 0				
3- 1	0- 0	0- 0	HOME	0- 0	3- 1	2- 0				
3- 3	0- 1	0- 1	AWAY	0- 1	3- 0	3- 0				
0- 0	0- 0	0- 0	NEUTRAL	0- 0	0- 0	0- 0				
12- 8	1- 2	1- 4	CONFERENCE	1- 0	9- 2	8- 2				
8- 2	1- 0	1- 2	HOME	0- 0	6- 0	5- 0				
4- 5	0- 1	0- 2	AWAY	1- 0	3- 2	3- 2				
0- 1	0- 1	0- 0	NEUTRAL	0- 0	0- 0	0- 0				

RPI 1-25				RPI 26-50				RPI 51-100				Team's RPI: 83	RPI 101+			
RPI	S	Opponent	Score	RPI	S	Opponent	Score	RPI	S	Opponent	Score		RPI	S	Opponent	Score
9	A	NC State	61 78	32	H	Central Mich.	75 82	58	A	Wright St.	55 61		122	H	Youngstown St.	62 34
25	A	Buffalo	66 75	34	A	Ohio	81 83	85	A	Toledo	58 47		126	H	Northern Ill.	87 78
25	H	Buffalo	62 53	34	H	Ohio	67 69						137	H	Duquesne	72 77
25	N	Buffalo	52 85	37	A	North Carolina	60 73						164	A	Akron	65 55
				44	A	Miami (OH)	63 79						164	H	Akron	73 58
				44	H	Miami (OH)	67 58						177	A	Robert Morris	54 46
													196	A	Eastern Mich.	67 54
													196	H	Eastern Mich.	71 64
													219	A	Bowling Green	49 62
													219	H	Bowling Green	77 73
													219	H	Bowling Green	86 62
													220	A	Ball St.	44 48
													244	H	Northern Ky.	62 61
													262	A	St. Bonaventure	76 64
													270	A	Western Mich.	56 52
													270	H	Western Mich.	55 51
													310	H	Oakland	75 65
													325	A	NJIT	57 40
LAST 12 Division I GAMES:																
219	H	Bowling Green	86 62	34	H	Ohio	67 69									
25	N	Buffalo	52 85	270	A	Western Mich.	56 52									
25	H	Buffalo	62 53	219	H	Bowling Green	77 73									
164	A	Akron	65 55	196	A	Eastern Mich.	67 54									
219	A	Bowling Green	49 62	25	A	Buffalo	66 75									
44	H	Miami (OH)	67 58	270	H	Western Mich.	55 51									

Non-Div I Games: Clarion 92 38

Kent St.

■ Loss,
 ■ Non-Conf,
 ■ S Site,
 ■ Home
 ■ A Away
 N Neutral

Kentucky

Through Games Of March 16, 2019

Average RPI Win: 132		WON-LOST	WINNING	LAST 10	STRENGTH OF	OPP. STRENGTH	TEAM	ADJ.	CONF.	ADJ CONF.
Average RPI Loss: 47		RECORD	PCT. RANK	GAMES	SCHEDULE	OF SCHEDULE	RPI	RPI	RPI	RPI
DIV. I ONLY		24- 7	38	0- 1	44	39	22	22	5	5
DIV. I NON-CONF.		13- 1	9	0- 0	96	70	16	16	5	5
TOTALS		RPI 1-25	RPI 26-50		W-L RECORDS		RPI 51-100	RPI 101-999	RPI 150+	
24- 7	1- 5	4- 1		OVERALL		6- 0	13- 1	9- 1		
15- 3	0- 2	1- 0		HOME		4- 0	10- 1	8- 1		
6- 3	1- 3	1- 0		AWAY		2- 0	2- 0	1- 0		
3- 1	0- 0	2- 1		NEUTRAL		0- 0	1- 0	0- 0		
13- 1	0- 1	2- 0		NON-CONFERENCE		2- 0	9- 0	6- 0		
10- 0	0- 0	0- 0		HOME		2- 0	8- 0	6- 0		
0- 1	0- 1	0- 0		AWAY		0- 0	0- 0	0- 0		
3- 0	0- 0	2- 0		NEUTRAL		0- 0	1- 0	0- 0		
11- 6	1- 4	2- 1		CONFERENCE		4- 0	4- 1	3- 1		
5- 3	0- 2	1- 0		HOME		2- 0	2- 1	2- 1		
6- 2	1- 2	1- 0		AWAY		2- 0	2- 0	1- 0		
0- 1	0- 0	0- 1		NEUTRAL		0- 0	0- 0	0- 0		

RPI	S	Opponent	Score	RPI	S	Opponent	Score	RPI	S	Opponent	Score	RPI	S	Opponent	Score
3	A	Louisville	75 80	30	H	Missouri	52 41	59	A	Tennessee	73 71	112	A	Georgia	58 53
8	A	Mississippi St.	71 86	30	N	Missouri	68 70	64	H	Middle Tenn.	72 55	114	H	High Point	71 49
16	A	Texas A&M	71 73	35	N	UCLA	75 74	67	H	Arkansas	61 59	115	N	South Fla.	85 63
16	H	Texas A&M	55 62	37	N	North Carolina	85 75	86	A	LSU	64 60	131	H	Morehead St.	87 57
18	A	South Carolina	65 57	49	A	Auburn	78 68	86	H	LSU	57 52	152	H	Southern U.	91 41
18	H	South Carolina	70 74					97	H	Virginia	63 51	157	A	Alabama	68 53
												191	H	Sacred Heart	71 43
												210	H	Vanderbilt	77 55
												213	H	Florida	62 51
												239	H	Ole Miss	49 55
												260	H	Rhode Island	75 52
												263	H	Murray St.	88 49
												269	H	Alabama St.	87 35
												341	H	Western Caro.	99 39
LAST 12 Division I GAMES:															
30	N	Missouri	68 70	157	A	Alabama	68 53								
112	A	Georgia	58 53	49	A	Auburn	78 68								
16	H	Texas A&M	55 62	213	H	Florida	62 51								
86	H	LSU	57 52	18	H	South Carolina	70 74								
18	A	South Carolina	65 57	16	A	Texas A&M	71 73								
67	H	Arkansas	61 59	30	H	Missouri	52 41								

Non-Div I Games:

Kentucky

■ Loss,
 ■ Non-Conf, S Site,
 ■ Home
 ■ Away
 N Neutral

Average RPI Win:	232	WON-LOST	WINNING	LAST 10	STRENGTH OF	OPP. STRENGTH	TEAM	ADJ.	CONF.	ADJ CONF.
Average RPI Loss:	262	RECORD	PCT. RANK	GAMES	SCHEDULE	OF SCHEDULE	RPI	RPI	RPI	RPI
DIV. I ONLY	4- 25	339	0- 1	343	350	351	351	31	31	
DIV. I NON-CONF.	1- 10	329	0- 0	334	348	350	350	31	31	
TOTALS	RPI 1-25	RPI 26-50	W-L RECORDS	RPI 51-100	RPI 101-999	RPI 150+				
4- 25	0- 0	0- 1	OVERALL	0- 0	4- 24	4- 23				
3- 10	0- 0	0- 0	HOME	0- 0	3- 10	3- 10				
1- 14	0- 0	0- 1	AWAY	0- 0	1- 13	1- 12				
0- 1	0- 0	0- 0	NEUTRAL	0- 0	0- 1	0- 1				
1- 10	0- 0	0- 1	NON-CONFERENCE	0- 0	1- 9	1- 8				
1- 3	0- 0	0- 0	HOME	0- 0	1- 3	1- 3				
0- 6	0- 0	0- 1	AWAY	0- 0	0- 5	0- 4				
0- 1	0- 0	0- 0	NEUTRAL	0- 0	0- 1	0- 1				
3- 15	0- 0	0- 0	CONFERENCE	0- 0	3- 15	3- 15				
2- 7	0- 0	0- 0	HOME	0- 0	2- 7	2- 7				
1- 8	0- 0	0- 0	AWAY	0- 0	1- 8	1- 8				
0- 0	0- 0	0- 0	NEUTRAL	0- 0	0- 0	0- 0				

RPI S	Opponent	Score	RPI S	Opponent	Score	RPI S	Opponent	Score	RPI S	Opponent	Score	Team's RPI: 351
45	A Michigan	38 83							125	A Lehigh	38 72	
									170	N UC Irvine	71 84	
									177	A Robert Morris	54 71	
									177	H Robert Morris	37 89	
									191	A Sacred Heart	53 75	
									191	H Sacred Heart	69 64	
									194	A Saint Francis (PA)	75 69	
									194	H Saint Francis (PA)	66 80	
									221	A Mt. St. Mary's	45 61	
									221	H Mt. St. Mary's	71 61	
									249	A St. Francis Brooklyn	64 87	
									249	H St. Francis Brooklyn	67 79	
									267	A Manhattan	46 61	
									284	A Fairfield	43 71	
									291	H Army West Point	42 57	
									294	A Bryant	62 69	
									294	H Bryant	54 69	
									319	A Wagner	62 72	
									319	H Wagner	62 66	
									320	H Lafayette	55 50	
									325	H NJIT	51 72	
									327	A Central Conn. St.	57 63	
									327	H Central Conn. St.	59 72	
									328	H UMass Lowell	64 69	
									342	A Grand Canyon	62 65	
									344	A Fairleigh Dickinson	49 68	
LAST 12 Division I GAMES:												
344	A Fairleigh Dickinson	49 68	249	A St. Francis Brooklyn	64 87							
294	H Bryant	54 69	221	H Mt. St. Mary's	71 61							
327	H Central Conn. St.	59 72	319	H Wagner	62 66							
177	A Robert Morris	54 71	319	A Wagner	62 72							
194	A Saint Francis (PA)	75 69	327	A Central Conn. St.	57 63							
191	H Sacred Heart	69 64	221	A Mt. St. Mary's	45 61							

Non-Div I Games:

LIU Brooklyn

■ Loss,
 ■ Non-Conf,
 ■ S Site,
 ■ Home
 ■ A Away
 N Neutral

RPI	S	Opponent	Score
344	H	Fairleigh Dickinson	52 69
347	A	Saint Peter's	59 86

L
I
U
B
r
o
o
k
l
y
n

L
I
U
B
r
o
o
k
l
y
n

LIU Brooklyn

Average RPI Win:	157	WON-LOST	WINNING	LAST 10	STRENGTH OF	OPP. STRENGTH	TEAM	ADJ.	CONF.	ADJ CONF.
Average RPI Loss:	55	RECORD	PCT. RANK	GAMES	SCHEDULE	OF SCHEDULE	RPI	RPI	RPI	RPI
DIV. I ONLY	16- 13	142	0- 1	36	63	86	86	5	5	
DIV. I NON-CONF.	9- 3	62	0- 0	137	161	86	86	5	5	
<hr/>										
TOTALS	RPI 1-25	RPI 26-50	W-L RECORDS	RPI 51-100	RPI 101-999	RPI 150+				
16- 13	2- 6	1- 2	OVERALL	2- 2	11- 3	9- 2				
11- 6	1- 3	1- 1	HOME	2- 0	7- 2	5- 2				
5- 6	1- 3	0- 1	AWAY	0- 1	4- 1	4- 0				
0- 1	0- 0	0- 0	NEUTRAL	0- 1	0- 0	0- 0				
9- 3	1- 0	0- 1	NON-CONFERENCE	1- 0	7- 2	5- 2				
7- 2	0- 0	0- 0	HOME	1- 0	6- 2	4- 2				
2- 1	1- 0	0- 1	AWAY	0- 0	1- 0	1- 0				
0- 0	0- 0	0- 0	NEUTRAL	0- 0	0- 0	0- 0				
7- 10	1- 6	1- 1	CONFERENCE	1- 2	4- 1	4- 0				
4- 4	1- 3	1- 1	HOME	1- 0	1- 0	1- 0				
3- 5	0- 3	0- 0	AWAY	0- 1	3- 1	3- 0				
0- 1	0- 0	0- 0	NEUTRAL	0- 1	0- 0	0- 0				

RPI 1-25				RPI 26-50				RPI 51-100				Team's RPI: 86				RPI 101+			
RPI	S	Opponent	Score	RPI	S	Opponent	Score	RPI	S	Opponent	Score	RPI	S	Opponent	Score	RPI	S	Opponent	Score
8	A	Mississippi St.	56 76	28	A	Rutgers	43 57	59	A	Tennessee	65 74	112	A	Georgia	50 63				
8	H	Mississippi St.	35 68	30	H	Missouri	61 51	59	N	Tennessee	66 69	115	H	South Fla.	78 49				
16	A	Texas A&M	55 59	49	H	Auburn	46 56	60	H	Little Rock	60 45	128	H	Northern Colo.	62 57				
16	H	Texas A&M	63 52					67	H	Arkansas	71 34	151	H	Kansas	61 68				
18	H	South Carolina	53 76									157	A	Alabama	62 56				
21	A	Florida St.	58 45									166	H	Nicholls St.	76 44				
22	A	Kentucky	52 57									169	H	Tulane	54 56				
22	H	Kentucky	60 64									182	H	Sam Houston St.	66 52				
												210	A	Vanderbilt	79 68				
												213	H	Florida	69 51				
												239	A	Ole Miss	55 41				
												268	A	Louisiana	76 54				
												312	H	McNeese	86 36				
												323	H	Southeastern La.	72 52				
LAST 12 Division I GAMES:																			
				59	N	Tennessee	66 69	16	A	Texas A&M	55 59								
				49	H	Auburn	46 56	67	H	Arkansas	71 34								
				8	A	Mississippi St.	56 76	30	H	Missouri	61 51								
				22	A	Kentucky	52 57	8	H	Mississippi St.	35 68								
				213	H	Florida	69 51	59	A	Tennessee	65 74								
				210	A	Vanderbilt	79 68	157	A	Alabama	62 56								

Non-Div I Games:

LSU

■ Loss,
 ■ Non-Conf,
 ■ S Site,
 ■ Home
 ■ Away
 N Neutral

LasalleLasalle

La Salle

Page 155

Average RPI Win:	274	WON-LOST	WINNING	LAST 10	STRENGTH OF	OPP. STRENGTH	TEAM	ADJ.	CONF.	ADJ CONF.
Average RPI Loss:	168	RECORD	PCT. RANK	GAMES	SCHEDULE	OF SCHEDULE	RPI	RPI	RPI	RPI
DIV. I ONLY	8- 19	276	0- 1	310	197	300	300	12	12	
DIV. I NON-CONF.	4- 5	190	0- 0	347	341	302	302	14	14	
TOTALS	RPI 1-25	RPI 26-50	W-L RECORDS	RPI 51-100	RPI 101-999	RPI 150+				
8- 19	0- 0	0- 0	OVERALL	0- 5	8- 14	8- 9				
4- 8	0- 0	0- 0	HOME	0- 2	4- 6	4- 4				
4- 11	0- 0	0- 0	AWAY	0- 3	4- 8	4- 5				
0- 0	0- 0	0- 0	NEUTRAL	0- 0	0- 0	0- 0				
4- 5	0- 0	0- 0	NON-CONFERENCE	0- 0	4- 5	4- 4				
2- 1	0- 0	0- 0	HOME	0- 0	2- 1	2- 1				
2- 4	0- 0	0- 0	AWAY	0- 0	2- 4	2- 3				
0- 0	0- 0	0- 0	NEUTRAL	0- 0	0- 0	0- 0				
4- 14	0- 0	0- 0	CONFERENCE	0- 5	4- 9	4- 5				
2- 7	0- 0	0- 0	HOME	0- 2	2- 5	2- 3				
2- 7	0- 0	0- 0	AWAY	0- 3	2- 4	2- 2				
0- 0	0- 0	0- 0	NEUTRAL	0- 0	0- 0	0- 0				

RPI 1-25				RPI 26-50				RPI 51-100				RPI 101+				Team's RPI: 300	
RPI	S	Opponent	Score	RPI	S	Opponent	Score	RPI	S	Opponent	Score	RPI	S	Opponent	Score		
								60	A	Little Rock	44	63	130	A	Appalachian St.	51	56
								60	H	Little Rock	38	57	130	H	Appalachian St.	58	80
								75	H	UT Arlington	56	60	140	A	Texas Tech	42	86
								93	A	Troy	56	78	144	A	Georgia St.	46	68
								98	A	South Alabama	49	77	144	H	Georgia St.	41	56
													162	H	Texas St.	51	62
													166	H	Nicholls St.	54	55
													179	A	Coastal Caro.	60	57
													179	H	Coastal Caro.	54	79
													190	A	Arkansas St.	54	64
													190	H	Arkansas St.	65	53
													232	A	SMU	38	49
													268	A	Louisiana	45	52
													268	H	Louisiana	52	55
													287	A	Ga. Southern	80	62
													287	H	Ga. Southern	58	57
													288	A	New Orleans	57	44
													312	H	McNeese	69	60
													317	A	Northwestern St.	63	55
													323	A	Southeastern La.	42	49
													329	H	Mississippi Val.	72	65
													332	A	Houston Baptist	60	68
LAST 12 Division I GAMES:																	
				60	H	Little Rock	38	57					268	H	Louisiana	52	55
				190	H	Arkansas St.	65	53					287	A	Ga. Southern	80	62
				179	A	Coastal Caro.	60	57					144	A	Georgia St.	46	68
				130	A	Appalachian St.	51	56					130	H	Appalachian St.	58	80
				75	H	UT Arlington	56	60					179	H	Coastal Caro.	54	79
				162	H	Texas St.	51	62					98	A	South Alabama	49	77

Non-Div I Games: LSU-Alexandria 93 62 Ark.-Monticello 70 39

La.-Monroe

Loss, Non-Conf, S Site, H Home A Away N Neutral

Lafayette

Through Games Of March 16, 2019

Average RPI Win:	261	WON-LOST	WINNING	LAST 10	STRENGTH OF	OPP. STRENGTH	TEAM	ADJ.	CONF.	ADJ CONF.
Average RPI Loss:	198	RECORD	PCT. RANK	GAMES	SCHEDULE	OF SCHEDULE	RPI	RPI	RPI	RPI
DIV. I ONLY	8- 23	297	1- 0	308	270	320	320	18	18	
DIV. I NON-CONF.	5- 6	177	0- 0	348	343	326	326	21	21	
TOTALS	RPI 1-25	RPI 26-50	W-L RECORDS	RPI 51-100	RPI 101-999	RPI 150+				
8- 23	0- 0	0- 2	OVERALL	0- 3	8- 18	8- 15				
5- 9	0- 0	0- 1	HOME	0- 1	5- 7	5- 6				
3- 13	0- 0	0- 1	AWAY	0- 2	3- 10	3- 9				
0- 1	0- 0	0- 0	NEUTRAL	0- 0	0- 1	0- 0				
5- 6	0- 0	0- 0	NON-CONFERENCE	0- 0	5- 6	5- 5				
3- 2	0- 0	0- 0	HOME	0- 0	3- 2	3- 2				
2- 3	0- 0	0- 0	AWAY	0- 0	2- 3	2- 3				
0- 1	0- 0	0- 0	NEUTRAL	0- 0	0- 1	0- 0				
3- 17	0- 0	0- 2	CONFERENCE	0- 3	3- 12	3- 10				
2- 7	0- 0	0- 1	HOME	0- 1	2- 5	2- 4				
1- 10	0- 0	0- 1	AWAY	0- 2	1- 7	1- 6				
0- 0	0- 0	0- 0	NEUTRAL	0- 0	0- 0	0- 0				

RPI S	Opponent	Score	RPI S	Opponent	Score	RPI S	Opponent	Score	RPI S	Opponent	Score	Team's RPI: 320
42	A Bucknell	43 75	42	H Bucknell	47 56	73	A American	45 60	125	A Lehigh	50 67	
						73	A American	47 67	125	H Lehigh	43 70	
						73	H American	57 67	138	N Delaware	47 65	
									173	A Holy Cross	53 56	
									173	H Holy Cross	73 63	
									175	A Boston U.	49 50	
									175	H Boston U.	44 47	
									200	H Cornell	59 62	
									216	H Monmouth	73 69	
									237	H Albany (NY)	67 66	
									250	A Colgate	49 60	
									250	H Colgate	67 77	
									255	H Binghamton	59 50	
									256	A Navy	53 65	
									256	H Navy	55 42	
									266	A Loyola Maryland	50 62	
									266	H Loyola Maryland	52 55	
									267	A Manhattan	49 60	
									291	A Army West Point	50 65	
									291	A Army West Point	63 61	
									291	H Army West Point	40 64	
									307	A Fla. Atlantic	49 53	
									319	A Wagner	66 43	
									344	A Fairleigh Dickinson	63 57	
									347	H Saint Peter's	60 62	
									351	A LIU Brooklyn	50 55	
LAST 12 Division I GAMES:												
291	A Army West Point	63 61	73	H American	57 67	256	A Navy	53 65	266	H Loyola Maryland	52 55	
73	A American	47 67	291	H Army West Point	40 64	42	A Bucknell	43 75	173	A Holy Cross	53 56	
138	N Delaware	47 65	42	A Bucknell	43 75							
250	H Colgate	67 77	173	A Holy Cross	53 56							
125	A Lehigh	50 67										
175	A Boston U.	49 50										

Non-Div I Games:

Lafayette

Loss, Non-Conf, S Site, H Home A Away N Neutral

Average RPI Win:	235	WON-LOST	WINNING	LAST 10	STRENGTH OF	OPP. STRENGTH	TEAM	ADJ.	CONF.	ADJ CONF.
Average RPI Loss:	75	RECORD	PCT. RANK	GAMES	SCHEDULE	OF SCHEDULE	RPI	RPI	RPI	RPI
DIV. I ONLY	20- 6	42	0- 1	166	236	61	61	25	25	
DIV. I NON-CONF.	3- 4	199	0- 0	11	16	32	32	22	22	

TOTALS	RPI 1-25	RPI 26-50	W-L RECORDS	RPI 51-100	RPI 101-999	RPI 150+
20- 6	1- 1	0- 2	OVERALL	1- 1	18- 2	16- 1
10- 0	0- 0	0- 0	HOME	1- 0	9- 0	8- 0
10- 4	1- 1	0- 1	AWAY	0- 1	9- 1	8- 1
0- 2	0- 0	0- 1	NEUTRAL	0- 0	0- 1	0- 0
3- 4	1- 1	0- 2	NON-CONFERENCE	0- 0	2- 1	1- 1
1- 0	0- 0	0- 0	HOME	0- 0	1- 0	0- 0
2- 3	1- 1	0- 1	AWAY	0- 0	1- 1	1- 1
0- 1	0- 0	0- 1	NEUTRAL	0- 0	0- 0	0- 0
17- 2	0- 0	0- 0	CONFERENCE	1- 1	16- 1	15- 0
9- 0	0- 0	0- 0	HOME	1- 0	8- 0	8- 0
8- 1	0- 0	0- 0	AWAY	0- 1	8- 0	7- 0
0- 1	0- 0	0- 0	NEUTRAL	0- 0	0- 1	0- 0

RPI 1-25				RPI 26-50				RPI 51-100				RPI 101+			
RPI	S	Opponent	Score	RPI	S	Opponent	Score	RPI	S	Opponent	Score	RPI	S	Opponent	Score
8	A	Mississippi St.	53 104	33	A	Kansas St.	55 73	76	A	SFA	58 70	102	H	Pacific	82 66
16	A	Texas A&M	74 68	34	N	Ohio	62 87	76	H	SFA	62 46	129	A	Abilene Christian	63 60
Team's RPI: 61															
LAST 12 Division I GAMES:															
129 N Abilene Christian				79	88	182 H Sam Houston St.				81	76	332 H Houston Baptist			
312 H McNeese				81	68	317 A Northwestern St.				94	70	332 H Houston Baptist			
76 H SFA				62	46	76 A SFA				58	70	332 H Houston Baptist			
332 A Houston Baptist				97	49	129 A Abilene Christian				63	60				
233 A A&M-Corpus Christi				72	47	312 A McNeese				64	62				
308 H Incarnate Word				79	53	166 H Nicholls St.				78	65				

Non-Div I Games: LeTourneau 104 27 Louisiana Col. 94 43 McMurry 100 37 Howard Payne 93 37
Lamar University

Loss, Non-Conf, S Site, H Home A Away N Neutral

Average RPI Win: 258	WON-LOST	WINNING	LAST 10	STRENGTH OF	OPP. STRENGTH	TEAM	ADJ.	CONF.	ADJ CONF.
Average RPI Loss: 82	RECORD	PCT. RANK	GAMES	SCHEDULE	OF SCHEDULE	RPI	RPI	RPI	RPI
DIV. I ONLY	20- 10	78	1- 1	183	237	125	125	18	18
DIV. I NON-CONF.	7- 3	83	0- 0	176	240	128	128	21	21
<hr/>									
TOTALS	RPI 1-25	RPI 26-50	W-L RECORDS	RPI 51-100	RPI 101-999	RPI 150+			
20- 10	0- 1	0- 2	OVERALL	0- 4	20- 3	20- 2			
12- 5	0- 0	0- 1	HOME	0- 2	12- 2	12- 1			
8- 5	0- 1	0- 1	AWAY	0- 2	8- 1	8- 1			
0- 0	0- 0	0- 0	NEUTRAL	0- 0	0- 0	0- 0			
7- 3	0- 1	0- 0	NON-CONFERENCE	0- 1	7- 1	7- 0			
5- 2	0- 0	0- 0	HOME	0- 1	5- 1	5- 0			
2- 1	0- 1	0- 0	AWAY	0- 0	2- 0	2- 0			
0- 0	0- 0	0- 0	NEUTRAL	0- 0	0- 0	0- 0			
13- 7	0- 0	0- 2	CONFERENCE	0- 3	13- 2	13- 2			
7- 3	0- 0	0- 1	HOME	0- 1	7- 1	7- 1			
6- 4	0- 0	0- 1	AWAY	0- 2	6- 1	6- 1			
0- 0	0- 0	0- 0	NEUTRAL	0- 0	0- 0	0- 0			

RPI 1-25				RPI 26-50				RPI 51-100				RPI 101+ Team's RPI: 125			
RPI	S	Opponent	Score	RPI	S	Opponent	Score	RPI	S	Opponent	Score	RPI	S	Opponent	Score
1	A	Notre Dame	68 95	42	A	Bucknell	53 71	56	H	Villanova	48 70	105	H	Charlotte	60 62
				42	H	Bucknell	68 73	73	A	American	57 68	173	A	Holy Cross	79 74
								73	A	American	47 50	173	H	Holy Cross	64 55
								73	H	American	53 61	175	A	Boston U.	45 58
												175	H	Boston U.	48 52
												191	H	Sacred Heart	70 66
												200	H	Cornell	67 54
												216	H	Monmouth	63 48
												250	A	Colgate	75 63
												250	H	Colgate	86 58
												250	H	Colgate	78 68
												251	H	Norfolk St.	62 41
												255	A	Binghamton	65 55
												256	A	Navy	56 38
												256	H	Navy	66 55
												266	A	Loyola Maryland	65 46
												266	H	Loyola Maryland	51 42
												291	A	Army West Point	73 50
												291	H	Army West Point	55 46
												320	A	Lafayette	70 43
												320	H	Lafayette	67 50
												327	A	Central Conn. St.	88 62
												351	H	LIU Brooklyn	72 38
<hr/>															
LAST 12 Division I GAMES:															
250	H	Colgate	78 68	291	H	Army West Point	55 46	250	A	Colgate	75 63				
73	A	American	57 68	73	A	American	47 50	42	H	Bucknell	68 73				
105	H	Charlotte	60 62	175	H	Boston U.	48 52	256	H	Navy	66 55				
173	A	Holy Cross	79 74												
320	H	Lafayette	67 50												
266	A	Loyola Maryland	65 46												

Non-Div I Games: Kutztown 73 39

Lehigh

■ Loss,
 ■ Non-Conf,
 ■ S Site,
 ■ H Home
 ■ A Away
 N Neutral

RPI 1-25			
RPI	S	Opponent	Score
15	N	UCF	45 53
RPI 26-50			
RPI	S	Opponent	Score
36	H	James Madison	53 74
RPI 51-100			
RPI	S	Opponent	Score
66	A	FGCU	50 68
66	H	FGCU	64 65
72	H	Virginia Tech	61 72
RPI 101+			
RPI	S	Opponent	Score
105	N	Charlotte	61 63
137	N	Duquesne	55 51
168	A	Chattanooga	60 75
192	A	East Carolina	63 66
194	H	Saint Francis (PA)	82 53
199	A	North Ala.	61 57
199	H	North Ala.	61 48
201	A	Bethune-Cookman	76 81
209	A	Stetson	52 69
209	H	Stetson	56 68
231	A	Jacksonville	85 75
231	H	Jacksonville	52 64
231	H	Jacksonville	65 53
235	A	North Florida	54 66
235	H	North Florida	65 51
235	H	North Florida	69 53
242	A	ETSU	89 86
251	N	Norfolk St.	53 66
292	A	Kennesaw St.	67 61
292	H	Kennesaw St.	68 55
309	A	UNC Greensboro	45 48
325	A	NJIT	58 39
325	H	NJIT	58 47
330	A	Lipscomb	77 60
330	H	Lipscomb	74 60

Loss, Non-Conf, S Site, H Home A Away N Neutral

Average RPI Win:	282	WON-LOST	WINNING	LAST 10	STRENGTH OF	OPP. STRENGTH	TEAM	ADJ.	CONF.	ADJ CONF.
Average RPI Loss:	187	RECORD	PCT. RANK	GAMES	SCHEDULE	OF SCHEDULE	RPI	RPI	RPI	RPI
DIV. I ONLY	4- 25	339	1- 0	207	290	330	330	24	24	
DIV. I NON-CONF.	2- 11	316	0- 0	139	297	285	285	26	26	
TOTALS	RPI 1-25	RPI 26-50	W-L RECORDS	RPI 51-100	RPI 101-999	RPI 150+				
4- 25	0- 0	0- 1	OVERALL	0- 4	4- 20	4- 16				
3- 10	0- 0	0- 0	HOME	0- 1	3- 9	3- 7				
1- 15	0- 0	0- 1	AWAY	0- 3	1- 11	1- 9				
0- 0	0- 0	0- 0	NEUTRAL	0- 0	0- 0	0- 0				
2- 11	0- 0	0- 1	NON-CONFERENCE	0- 2	2- 8	2- 4				
1- 4	0- 0	0- 0	HOME	0- 0	1- 4	1- 2				
1- 7	0- 0	0- 1	AWAY	0- 2	1- 4	1- 2				
0- 0	0- 0	0- 0	NEUTRAL	0- 0	0- 0	0- 0				
2- 14	0- 0	0- 0	CONFERENCE	0- 2	2- 12	2- 12				
2- 6	0- 0	0- 0	HOME	0- 1	2- 5	2- 5				
0- 8	0- 0	0- 0	AWAY	0- 1	0- 7	0- 7				
0- 0	0- 0	0- 0	NEUTRAL	0- 0	0- 0	0- 0				

RPI S	Opponent	Score	RPI S	Opponent	Score	RPI S	Opponent	Score	RPI S	Opponent	Score	Team's RPI: 330
46	A Belmont	43 83	51	A Clemson	26 68	112	A Georgia	45 77				
			66	A FGCU	40 82	113	H UT Martin	53 62				
			66	H FGCU	46 80	131	A Morehead St.	44 79				
			77	A Cincinnati	55 71	146	H Tennessee Tech	52 67				
						183	A Liberty	60 74				
						183	H Liberty	60 77				
						199	A North Ala.	50 71				
						199	H North Ala.	60 81				
						209	A Stetson	49 76				
						209	H Stetson	65 80				
						215	H Jacksonville St.	46 58				
						231	A Jacksonville	47 62				
						231	H Jacksonville	61 58				
						235	A North Florida	66 72				
						235	H North Florida	53 68				
						261	A Austin Peay	58 70				
						263	A Murray St.	61 97				
						292	A Kennesaw St.	36 67				
						292	H Kennesaw St.	72 69				
						296	H Col. of Charleston	63 65				
						301	A Alabama A&M	62 58				
						305	H Tennessee St.	64 62				
						325	A NJIT	67 80				
						325	H NJIT	53 69				
LAST 12 Division I GAMES:												
292	H Kennesaw St.	72 69	231	H Jacksonville	61 58							
199	A North Ala.	50 71	235	A North Florida	66 72							
325	H NJIT	53 69	199	H North Ala.	60 81							
66	H FGCU	46 80	183	H Liberty	60 77							
292	A Kennesaw St.	36 67	209	A Stetson	49 76							
183	A Liberty	60 74	66	A FGCU	40 82							

Non-Div I Games:

Lipscomb

■ Loss,
 ■ Non-Conf,
 ■ S Site,
 ■ Home
 ■ A Away
 N Neutral

Little Rock

Through Games Of March 16, 2019

Average RPI Win:	179	WON-LOST	WINNING	LAST 10	STRENGTH OF	OPP. STRENGTH	TEAM	ADJ.	CONF.	ADJ CONF.
Average RPI Loss:	78	RECORD	PCT. RANK	GAMES	SCHEDULE	OF SCHEDULE	RPI	RPI	RPI	RPI
DIV. I ONLY	21- 10	73	2- 0	65	106	60	60	12	12	
DIV. I NON-CONF.	4- 7	228	0- 0	46	13	135	135	14	14	
TOTALS	RPI 1-25	RPI 26-50	W-L RECORDS	RPI 51-100	RPI 101-999	RPI 150+				
21- 10	0- 2	0- 2	OVERALL	6- 4	15- 2	12- 2				
10- 5	0- 2	0- 2	HOME	3- 1	7- 0	6- 0				
9- 5	0- 0	0- 0	AWAY	2- 3	7- 2	6- 2				
2- 0	0- 0	0- 0	NEUTRAL	1- 0	1- 0	0- 0				
4- 7	0- 2	0- 2	NON-CONFERENCE	0- 3	4- 0	4- 0				
1- 5	0- 2	0- 2	HOME	0- 1	1- 0	1- 0				
3- 2	0- 0	0- 0	AWAY	0- 2	3- 0	3- 0				
0- 0	0- 0	0- 0	NEUTRAL	0- 0	0- 0	0- 0				
17- 3	0- 0	0- 0	CONFERENCE	6- 1	11- 2	8- 2				
9- 0	0- 0	0- 0	HOME	3- 0	6- 0	5- 0				
6- 3	0- 0	0- 0	AWAY	2- 1	4- 2	3- 2				
2- 0	0- 0	0- 0	NEUTRAL	1- 0	1- 0	0- 0				

RPI S	Opponent	Score	RPI S	Opponent	Score	RPI S	Opponent	Score	RPI S	Opponent	Score
8	H Mississippi St.	63 98	30	H Rice	65 79	65	A Missouri St.	44 48	130	A Appalachian St.	74 59
16	H Texas A&M	40 61	33	H Kansas St.	47 53	75	A UT Arlington	62 61	130	N Appalachian St.	80 64
						75	H UT Arlington	68 65	144	H Georgia St.	82 50
						86	A LSU	45 60	156	A Tulsa	63 53
						93	A Troy	66 71	162	A Texas St.	48 50
						93	H Troy	76 72	162	H Texas St.	62 47
						95	H Western Ky.	56 68	172	A Louisiana Tech	69 58
						98	A South Alabama	65 42	179	A Coastal Caro.	60 47
						98	H South Alabama	47 44	190	A Arkansas St.	58 62
						98	N South Alabama	57 56	190	H Arkansas St.	68 55
									234	A Memphis	63 60
									268	A Louisiana	62 49
									268	H Louisiana	62 48
									287	H Ga. Southern	80 51
									300	A La.-Monroe	57 38
									300	H La.-Monroe	63 44
									307	H Fla. Atlantic	61 38
LAST 12 Division I GAMES:											
130	N Appalachian St.	80 64	190	A Arkansas St.	58 62						
98	N South Alabama	57 56	162	A Texas St.	48 50						
300	A La.-Monroe	57 38	75	A UT Arlington	62 61						
268	A Louisiana	62 49	98	H South Alabama	47 44						
144	H Georgia St.	82 50	93	H Troy	76 72						
287	H Ga. Southern	80 51	190	H Arkansas St.	68 55						

Non-Div I Games:

Little Rock

Loss, Non-Conf, S Site, H Home A Away N Neutral

Average RPI Win:	231	WON-LOST	WINNING	LAST 10	STRENGTH OF	OPP. STRENGTH	TEAM	ADJ.	CONF.	ADJ CONF.
Average RPI Loss:	157	RECORD	PCT. RANK	GAMES	SCHEDULE	OF SCHEDULE	RPI	RPI	RPI	RPI
DIV. I ONLY	9- 22	279	1- 0	170	214	274	274	20	20	
DIV. I NON-CONF.	3- 10	278	0- 0	128	121	261	261	20	20	
TOTALS	RPI 1-25	RPI 26-50	W-L RECORDS	RPI 51-100	RPI 101-999	RPI 150+				
9- 22	0- 1	0- 0	OVERALL	1- 6	8- 15	8- 11				
5- 11	0- 0	0- 0	HOME	1- 4	4- 7	4- 6				
3- 10	0- 1	0- 0	AWAY	0- 2	3- 7	3- 4				
1- 1	0- 0	0- 0	NEUTRAL	0- 0	1- 1	1- 1				
3- 10	0- 1	0- 0	NON-CONFERENCE	1- 4	2- 5	2- 3				
2- 6	0- 0	0- 0	HOME	1- 3	1- 3	1- 3				
1- 4	0- 1	0- 0	AWAY	0- 1	1- 2	1- 0				
0- 0	0- 0	0- 0	NEUTRAL	0- 0	0- 0	0- 0				
6- 12	0- 0	0- 0	CONFERENCE	0- 2	6- 10	6- 8				
3- 5	0- 0	0- 0	HOME	0- 1	3- 4	3- 3				
2- 6	0- 0	0- 0	AWAY	0- 1	2- 5	2- 4				
1- 1	0- 0	0- 0	NEUTRAL	0- 0	1- 1	1- 1				

RPI	S	Opponent	Score	RPI	S	Opponent	Score	RPI	S	Opponent	Score	RPI	S	Opponent	Score	Team's RPI: 274
5	A	Oregon	48 110					53	H	Southern California	50 86	104	A	Loyola Marymount	62 71	
								71	A	UC Davis	50 70	148	A	Montana St.	62 85	
								71	H	UC Davis	49 66	149	A	CSUN	45 60	
								80	H	Arizona	43 70	149	H	CSUN	37 51	
								84	H	Idaho	70 63	159	A	UC Riverside	63 45	
								88	H	UNI	64 71	159	H	UC Riverside	59 73	
								89	A	Utah	59 82	159	N	UC Riverside	50 67	
												170	A	UC Irvine	60 65	
												170	H	UC Irvine	46 48	
												180	A	Utah St.	50 48	
												185	A	Hawaii	49 63	
												185	H	Hawaii	56 40	
												214	H	California Baptist	83 85	
												246	H	Nevada	67 76	
												264	A	Cal St. Fullerton	59 53	
												264	H	Cal St. Fullerton	47 50	
												264	N	Cal St. Fullerton	60 54	
												273	H	San Diego	56 60	
												289	A	UC Santa Barbara	54 60	
												289	H	UC Santa Barbara	62 53	
												316	A	Cal Poly	59 66	
												316	H	Cal Poly	61 58	
												342	H	Grand Canyon	57 50	
LAST 12 Division I GAMES:																
264	N	Cal St. Fullerton	60 54	149	A	CSUN	45 60									
159	N	UC Riverside	50 67	185	A	Hawaii	49 63									
170	A	UC Irvine	60 65	170	H	UC Irvine	46 48									
264	H	Cal St. Fullerton	47 50	185	H	Hawaii	56 40									
71	H	UC Davis	49 66	316	A	Cal Poly	59 66									
289	H	UC Santa Barbara	62 53	264	A	Cal St. Fullerton	59 53									

Non-Div I Games:

Long Beach St.

■ Loss,
 ■ Non-Conf, S Site,
 ■ Home
 ■ Away
 N Neutral

Average RPI Win:	264	WON-LOST	WINNING	LAST 10	STRENGTH OF	OPP. STRENGTH	TEAM	ADJ.	CONF.	ADJ CONF.
Average RPI Loss:	201	RECORD	PCT. RANK	GAMES	SCHEDULE	OF SCHEDULE	RPI	RPI	RPI	RPI
DIV. I ONLY	3- 27	346	0- 1	213	320	338	338	27	27	
DIV. I NON-CONF.	1- 10	329	0- 0	141	331	322	322	29	29	
TOTALS	RPI 1-25	RPI 26-50	W-L RECORDS	RPI 51-100	RPI 101-999	RPI 150+				
3- 27	0- 0	0- 0	OVERALL	0- 4	3- 23	3- 19				
3- 11	0- 0	0- 0	HOME	0- 1	3- 10	3- 9				
0- 15	0- 0	0- 0	AWAY	0- 3	0- 12	0- 9				
0- 1	0- 0	0- 0	NEUTRAL	0- 0	0- 1	0- 1				
1- 10	0- 0	0- 0	NON-CONFERENCE	0- 2	1- 8	1- 6				
1- 4	0- 0	0- 0	HOME	0- 0	1- 4	1- 4				
0- 5	0- 0	0- 0	AWAY	0- 2	0- 3	0- 1				
0- 1	0- 0	0- 0	NEUTRAL	0- 0	0- 1	0- 1				
2- 17	0- 0	0- 0	CONFERENCE	0- 2	2- 15	2- 13				
2- 7	0- 0	0- 0	HOME	0- 1	2- 6	2- 5				
0- 10	0- 0	0- 0	AWAY	0- 1	0- 9	0- 8				
0- 0	0- 0	0- 0	NEUTRAL	0- 0	0- 0	0- 0				

RPI S	Opponent	Score	RPI S	Opponent	Score	RPI S	Opponent	Score	RPI S	Opponent	Score	Team's RPI: 338
						72	A Virginia Tech	39 93	110	A Old Dominion	48 69	
						81	A Radford	52 81	114	A High Point	47 70	
						81	H Radford	34 68	114	H High Point	54 65	
						92	A VCU	55 84	123	A UNCW	33 35	
									174	A UNC Asheville	55 80	
									174	H UNC Asheville	57 68	
									192	N East Carolina	52 61	
									194	H Saint Francis (PA)	88 91	
									196	H Eastern Mich.	45 64	
									198	A Campbell	49 54	
									198	H Campbell	60 66	
									202	A Hampton	40 66	
									202	H Hampton	70 86	
									205	H UMES	83 71	
									243	A Gardner-Webb	78 80	
									243	H Gardner-Webb	85 79	
									251	A Norfolk St.	42 74	
									257	H Wofford	72 101	
									280	A Charleston So.	67 79	
									280	H Charleston So.	74 81	
									306	A Winthrop	69 77	
									315	A Presbyterian	66 81	
									315	H Presbyterian	60 64	
									319	H Wagner	60 86	
									343	A USC Upstate	67 72	
									343	H USC Upstate	80 58	
LAST 12 Division I GAMES:												
			198	A Campbell	49 54		174	H UNC Asheville	57 68			
			110	A Old Dominion	48 69		81	A Radford	52 81			
			280	A Charleston So.	67 79		343	H USC Upstate	80 58			
			315	H Presbyterian	60 64		243	A Gardner-Webb	78 80			
			114	A High Point	47 70		114	H High Point	54 65			
			202	H Hampton	70 86		243	H Gardner-Webb	85 79			

Non-Div I Games:

Longwood

■ Loss,
 ■ Non-Conf,
 ■ S Site,
 ■ H Home
 ■ A Away
 N Neutral

Average RPI Win:	246	WON-LOST	WINNING	LAST 10	STRENGTH OF	OPP. STRENGTH	TEAM	ADJ.	CONF.	ADJ CONF.
Average RPI Loss:	137	RECORD	PCT. RANK	GAMES	SCHEDULE	OF SCHEDULE	RPI	RPI	RPI	RPI
DIV. I ONLY	7- 22	303	0- 1	131	159	268	268	12	12	
DIV. I NON-CONF.	2- 8	293	0- 0	107	196	250	250	14	14	
TOTALS	RPI 1-25	RPI 26-50	W-L RECORDS	RPI 51-100	RPI 101-999	RPI 150+				
7- 22	0- 1	0- 1	OVERALL	0- 8	7- 12	5- 10				
5- 8	0- 0	0- 0	HOME	0- 4	5- 4	3- 4				
2- 13	0- 1	0- 1	AWAY	0- 4	2- 7	2- 5				
0- 1	0- 0	0- 0	NEUTRAL	0- 0	0- 1	0- 1				
2- 8	0- 1	0- 1	NON-CONFERENCE	0- 2	2- 4	2- 4				
1- 3	0- 0	0- 0	HOME	0- 2	1- 1	1- 1				
1- 4	0- 1	0- 1	AWAY	0- 0	1- 2	1- 2				
0- 1	0- 0	0- 0	NEUTRAL	0- 0	0- 1	0- 1				
5- 14	0- 0	0- 0	CONFERENCE	0- 6	5- 8	3- 6				
4- 5	0- 0	0- 0	HOME	0- 2	4- 3	2- 3				
1- 9	0- 0	0- 0	AWAY	0- 4	1- 5	1- 3				
0- 0	0- 0	0- 0	NEUTRAL	0- 0	0- 0	0- 0				

RPI 1-25				RPI 26-50				RPI 51-100				RPI 101+				Team's RPI: 268
RPI	S	Opponent	Score	RPI	S	Opponent	Score	RPI	S	Opponent	Score	RPI	S	Opponent	Score	
8	A	Mississippi St.	36 104	49	A	Auburn	59 71	60	A	Little Rock	48 62	130	A	Appalachian St.	69 83	
								60	H	Little Rock	49 62	130	H	Appalachian St.	73 55	
								61	H	Lamar University	77 79	144	A	Georgia St.	71 74	
								75	H	UT Arlington	61 76	144	H	Georgia St.	57 54	
								86	H	LSU	54 76	162	H	Texas St.	65 71	
								93	A	Troy	64 90	179	A	Coastal Caro.	62 67	
								98	A	South Alabama	61 73	179	H	Coastal Caro.	58 76	
								98	A	South Alabama	60 83	182	H	Sam Houston St.	62 68	
												190	A	Arkansas St.	75 87	
												190	H	Arkansas St.	73 75	
												212	A	UTRGV	60 75	
												233	N	A&M-Corpus Christi	63 64	
												239	A	Ole Miss	57 79	
												247	H	Jackson St.	68 61	
												287	A	Ga. Southern	71 79	
												287	H	Ga. Southern	59 48	
												300	A	La.-Monroe	55 52	
												300	H	La.-Monroe	52 45	
												312	A	McNeese	70 59	
LAST 12 Division I GAMES:																
98	A	South Alabama	61 73	300	A	La.-Monroe	55 52									
190	H	Arkansas St.	73 75	144	A	Georgia St.	71 74									
60	H	Little Rock	49 62	287	A	Ga. Southern	71 79									
130	A	Appalachian St.	69 83	179	H	Coastal Caro.	58 76									
179	A	Coastal Caro.	62 67	130	H	Appalachian St.	73 55									
162	H	Texas St.	65 71	75	H	UT Arlington	61 76									

Non-Div I Games: Dillard

69 72

Louisiana

■ Loss,
 ■ Non-Conf,
 ■ S Site,
 ■ Home
 ■ A Away
 N Neutral

Average RPI Win:	220	WON-LOST	WINNING	LAST 10	STRENGTH OF	OPP. STRENGTH	TEAM	ADJ.	CONF.	ADJ CONF.
Average RPI Loss:	129	RECORD	PCT. RANK	GAMES	SCHEDULE	OF SCHEDULE	RPI	RPI	RPI	RPI
DIV. I ONLY	13- 16	207	0- 1	137	134	172	172	14	14	
DIV. I NON-CONF.	7- 5	132	0- 0	252	118	158	158	17	17	
TOTALS	RPI 1-25	RPI 26-50	W-L RECORDS	RPI 51-100	RPI 101-999	RPI 150+				
13- 16	0- 1	0- 2	OVERALL	1- 5	12- 8	10- 6				
7- 5	0- 0	0- 1	HOME	0- 2	7- 2	5- 1				
5- 9	0- 1	0- 1	AWAY	1- 2	4- 5	4- 5				
1- 2	0- 0	0- 0	NEUTRAL	0- 1	1- 1	1- 0				
7- 5	0- 1	0- 0	NON-CONFERENCE	0- 2	7- 2	6- 2				
3- 1	0- 0	0- 0	HOME	0- 1	3- 0	2- 0				
3- 3	0- 1	0- 0	AWAY	0- 0	3- 2	3- 2				
1- 1	0- 0	0- 0	NEUTRAL	0- 1	1- 0	1- 0				
6- 11	0- 0	0- 2	CONFERENCE	1- 3	5- 6	4- 4				
4- 4	0- 0	0- 1	HOME	0- 1	4- 2	3- 1				
2- 6	0- 0	0- 1	AWAY	1- 2	1- 3	1- 3				
0- 1	0- 0	0- 0	NEUTRAL	0- 0	0- 1	0- 0				

RPI 1-25				RPI 26-50				RPI 51-100				RPI 101+				Team's RPI: 172	
RPI	S	Opponent	Score	RPI	S	Opponent	Score	RPI	S	Opponent	Score	RPI	S	Opponent	Score		
23	A	Arizona St.	44 80	30	A	Rice	42 78	60	H	Little Rock	58 69	105	H	Charlotte	88 51		
				30	H	Rice	51 61	64	A	Middle Tenn.	38 75	105	N	Charlotte	46 55		
								65	N	Missouri St.	70 82	110	H	Old Dominion	59 70		
								95	A	Western Ky.	76 81	111	H	Houston	100 88		
								100	A	UAB	73 68	157	N	Alabama	79 62		
								100	H	UAB	69 95	176	H	North Texas	54 65		
												190	A	Arkansas St.	80 70		
												195	A	Southern Miss.	70 74		
												195	H	Southern Miss.	106 85		
												222	A	Marshall	88 90		
												228	A	UMKC	70 80		
												234	A	Memphis	66 50		
												239	H	Ole Miss	80 71		
												258	A	Wichita St.	56 70		
												259	A	UTEP	74 64		
												302	A	UTSA	68 70		
												307	H	Fla. Atlantic	86 55		
												312	A	McNeese	89 48		
												322	H	FIU	90 72		
												323	H	Southeastern La.	72 53		
LAST 12 Division I GAMES:																	
				105	N	Charlotte	46 55			259	A	UTEP	74 64				
				157	N	Alabama	79 62			195	H	Southern Miss.	106 85				
				100	H	UAB	69 95			322	H	FIU	90 72				
				30	A	Rice	42 78			307	H	Fla. Atlantic	86 55				
				195	A	Southern Miss.	70 74			95	A	Western Ky.	76 81				
				302	A	UTSA	68 70			222	A	Marshall	88 90				

Non-Div I Games: LSU-Alexandria 112 70

Louisiana Tech

■ Loss,
 ■ Non-Conf,
 ■ S Site,
 ■ Home
 ■ A Away
 N Neutral

Louisville

Through Games Of March 16, 2019

Average RPI Win:	83	WON-LOST	WINNING	LAST 10	STRENGTH OF	OPP. STRENGTH	TEAM	ADJ.	CONF.	ADJ CONF.
Average RPI Loss:	7	RECORD	PCT. RANK	GAMES	SCHEDULE	OF SCHEDULE	RPI	RPI	RPI	RPI
DIV. I ONLY	29- 3	5	2- 1	6	2	3	3	1	1	
DIV. I NON-CONF.	13- 0	1	0- 0	15	22	4	4	1	1	
TOTALS	RPI 1-25	RPI 26-50	W-L RECORDS	RPI 51-100	RPI 101-999	RPI 150+				
29- 3	7- 3	4- 0	OVERALL	9- 0	9- 0	3- 0				
14- 1	4- 1	2- 0	HOME	3- 0	5- 0	2- 0				
11- 1	1- 1	2- 0	AWAY	5- 0	3- 0	1- 0				
4- 1	2- 1	0- 0	NEUTRAL	1- 0	1- 0	0- 0				
13- 0	3- 0	3- 0	NON-CONFERENCE	2- 0	5- 0	3- 0				
7- 0	2- 0	1- 0	HOME	1- 0	3- 0	2- 0				
4- 0	0- 0	2- 0	AWAY	1- 0	1- 0	1- 0				
2- 0	1- 0	0- 0	NEUTRAL	0- 0	1- 0	0- 0				
16- 3	4- 3	1- 0	CONFERENCE	7- 0	4- 0	0- 0				
7- 1	2- 1	1- 0	HOME	2- 0	2- 0	0- 0				
7- 1	1- 1	0- 0	AWAY	4- 0	2- 0	0- 0				
2- 1	1- 1	0- 0	NEUTRAL	1- 0	0- 0	0- 0				

RPI	S	Opponent	Score	RPI	S	Opponent	Score	RPI	S	Opponent	Score	RPI	S	Opponent	Score
1	A	Notre Dame	68 82	32	A	Central Mich.	72 68	51	A	Clemson	76 44	103	N	Hartford	86 69
1	N	Notre Dame	79 99	37	H	North Carolina	73 66	51	N	Clemson	75 67	113	H	UT Martin	102 62
6	H	UConn	78 69	38	A	Boise St.	74 55	68	H	Georgia Tech	61 44	127	A	Pittsburgh	67 40
9	H	NC State	92 62	44	H	Miami (OH)	95 73	72	A	Virginia Tech	72 63	127	H	Pittsburgh	70 42
9	N	NC State	78 68					78	A	Duke	73 51	133	H	Boston College	87 51
10	H	Syracuse	76 51					94	H	Nebraska	85 68	147	A	Wake Forest	73 49
19	H	Miami (FL)	73 79					95	A	Western Ky.	102 80	168	A	Chattanooga	75 49
21	A	Florida St.	68 49					97	A	Virginia	71 49	244	H	Northern Ky.	92 59
22	H	Kentucky	80 75					97	H	Virginia	91 43	305	H	Tennessee St.	107 52
23	N	Arizona St.	58 56												
LAST 12 Division I GAMES:															
51	N	Clemson	75 67	97	A	Virginia	71 49								
1	N	Notre Dame	79 99	19	H	Miami (FL)	73 79								
9	N	NC State	78 68	72	A	Virginia Tech	72 63								
127	A	Pittsburgh	67 40	10	H	Syracuse	76 51								
9	H	NC State	92 62	51	A	Clemson	76 44								
133	H	Boston College	87 51	6	H	UConn	78 69								

Non-Div I Games:

Louisville

■ Loss,
 ■ Non-Conf,
 ■ S Site,
 ■ Home
 ■ A Away
 N Neutral

Average RPI Win:	291	WON-LOST	WINNING	LAST 10	STRENGTH OF	OPP. STRENGTH	TEAM	ADJ.	CONF.	ADJ CONF.
Average RPI Loss:	119	RECORD	PCT. RANK	GAMES	SCHEDULE	OF SCHEDULE	RPI	RPI	RPI	RPI
DIV. I ONLY	13- 18	217	1- 1	279	191	254	254	13	13	
DIV. I NON-CONF.	6- 5	143	0- 0	336	274	277	277	15	15	
TOTALS	RPI 1-25	RPI 26-50	W-L RECORDS	RPI 51-100	RPI 101-999	RPI 150+				
13- 18	0- 3	0- 0	OVERALL	0- 6	13- 9	12- 7				
8- 7	0- 2	0- 0	HOME	0- 2	8- 3	7- 3				
4- 10	0- 1	0- 0	AWAY	0- 3	4- 6	4- 4				
1- 1	0- 0	0- 0	NEUTRAL	0- 1	1- 0	1- 0				
6- 5	0- 1	0- 0	NON-CONFERENCE	0- 1	6- 3	6- 2				
4- 2	0- 1	0- 0	HOME	0- 0	4- 1	4- 1				
2- 3	0- 0	0- 0	AWAY	0- 1	2- 2	2- 1				
0- 0	0- 0	0- 0	NEUTRAL	0- 0	0- 0	0- 0				
7- 13	0- 2	0- 0	CONFERENCE	0- 5	7- 6	6- 5				
4- 5	0- 1	0- 0	HOME	0- 2	4- 2	3- 2				
2- 7	0- 1	0- 0	AWAY	0- 2	2- 4	2- 3				
1- 1	0- 0	0- 0	NEUTRAL	0- 1	1- 0	1- 0				

RPI 1-25				RPI 26-50				RPI 51-100				RPI 101+ Team's RPI: 254			
RPI	S	Opponent	Score	RPI	S	Opponent	Score	RPI	S	Opponent	Score	RPI	S	Opponent	Score
17	A	Drake	60 69					65	A	Missouri St.	49 84	122	A	Youngstown St.	63 74
17	H	Drake	55 83					65	H	Missouri St.	58 85	132	A	Illinois St.	52 65
20	H	DePaul	76 102					65	N	Missouri St.	50 59	132	H	Illinois St.	62 59
								88	A	UNI	52 64	153	A	Bradley	59 71
								88	H	UNI	65 71	153	H	Bradley	56 69
								90	A	Purdue	41 65	155	A	Southern Ill.	63 74
												155	H	Southern Ill.	41 64
												219	A	Bowling Green	74 88
												228	H	UMKC	74 88
												238	H	SIUE	56 43
												248	A	Indiana St.	44 36
												248	H	Indiana St.	56 54
												270	A	Western Mich.	64 53
												303	A	Valparaiso	74 81
												303	H	Valparaiso	80 54
												331	A	Evansville	71 51
												331	H	Evansville	61 56
												331	N	Evansville	90 80
												334	H	Purdue Fort Wayne	81 67
												336	H	Detroit Mercy	52 43
												339	A	UIC	75 60
												348	H	Chicago St.	76 40
LAST 12 Division I GAMES:															
				65	N	Missouri St.	50 59					155	H	Southern Ill.	41 64
				331	N	Evansville	90 80					331	A	Evansville	71 51
				303	A	Valparaiso	74 81					248	A	Indiana St.	44 36
				153	A	Bradley	59 71					17	H	Drake	55 83
				132	A	Illinois St.	52 65					88	H	UNI	65 71
				65	H	Missouri St.	58 85					153	H	Bradley	56 69

Non-Div I Games:

Loyola Chicago

■ Loss,
■ Non-Conf,
■ S Site,
■ H Home
■ A Away
N Neutral

Average RPI Win: 262		WON-LOST	WINNING	LAST 10	STRENGTH OF	OPP. STRENGTH	TEAM	ADJ.	CONF.	ADJ CONF.
Average RPI Loss: 155		RECORD	PCT. RANK	GAMES	SCHEDULE	OF SCHEDULE	RPI	RPI	RPI	RPI
DIV. I ONLY		7- 24	307	1- 1	129	238	266	266	18	18
DIV. I NON-CONF.		1- 10	329	0- 0	138	233	288	288	21	21
TOTALS	RPI 1-25	RPI 26-50		W-L RECORDS		RPI 51-100	RPI 101-999	RPI 150+		
7- 24	0- 1	0- 3		OVERALL		0- 3	7- 17	7- 13		
3- 10	0- 0	0- 1		HOME		0- 1	3- 8	3- 7		
4- 13	0- 1	0- 2		AWAY		0- 2	4- 8	4- 6		
0- 1	0- 0	0- 0		NEUTRAL		0- 0	0- 1	0- 0		
1- 10	0- 1	0- 0		NON-CONFERENCE		0- 1	1- 8	1- 6		
0- 3	0- 0	0- 0		HOME		0- 0	0- 3	0- 3		
1- 6	0- 1	0- 0		AWAY		0- 1	1- 4	1- 3		
0- 1	0- 0	0- 0		NEUTRAL		0- 0	0- 1	0- 0		
6- 14	0- 0	0- 3		CONFERENCE		0- 2	6- 9	6- 7		
3- 7	0- 0	0- 1		HOME		0- 1	3- 5	3- 4		
3- 7	0- 0	0- 2		AWAY		0- 1	3- 4	3- 3		
0- 0	0- 0	0- 0		NEUTRAL		0- 0	0- 0	0- 0		

[illegible]

Non-Div I Games:

Loyola Maryland

Loss, Non-Conf, S Site, H Home A Away N Neutral

Average RPI Win:	172	WON-LOST	WINNING	LAST 10	STRENGTH OF	OPP. STRENGTH	TEAM	ADJ.	CONF.	ADJ CONF.
Average RPI Loss:	93	RECORD	PCT. RANK	GAMES	SCHEDULE	OF SCHEDULE	RPI	RPI	RPI	RPI
DIV. I ONLY	18- 14	137	1- 1	75	94	104	104	7	7	
DIV. I NON-CONF.	7- 5	132	0- 0	72	180	95	95	7	7	
TOTALS	RPI 1-25	RPI 26-50	W-L RECORDS	RPI 51-100	RPI 101-999	RPI 150+				
18- 14	0- 2	3- 5	OVERALL	2- 2	13- 5	11- 4				
9- 5	0- 1	3- 0	HOME	1- 1	5- 3	5- 2				
8- 5	0- 1	0- 2	AWAY	1- 1	7- 1	5- 1				
1- 4	0- 0	0- 3	NEUTRAL	0- 0	1- 1	1- 1				
7- 5	0- 0	1- 2	NON-CONFERENCE	2- 0	4- 3	3- 3				
4- 1	0- 0	1- 0	HOME	1- 0	2- 1	2- 1				
3- 1	0- 0	0- 0	AWAY	1- 0	2- 1	1- 1				
0- 3	0- 0	0- 2	NEUTRAL	0- 0	0- 1	0- 1				
11- 9	0- 2	2- 3	CONFERENCE	0- 2	9- 2	8- 1				
5- 4	0- 1	2- 0	HOME	0- 1	3- 2	3- 1				
5- 4	0- 1	0- 2	AWAY	0- 1	5- 0	4- 0				
1- 1	0- 0	0- 1	NEUTRAL	0- 0	1- 0	1- 0				

RPI 1-25				RPI 26-50				RPI 51-100				RPI 101+ Team's RPI: 104			
RPI	S	Opponent	Score	RPI	S	Opponent	Score	RPI	S	Opponent	Score	RPI	S	Opponent	Score
13	A	Gonzaga	58 68	27	A	BYU	44 55	71	H	UC Davis	60 53	102	A	Pacific	72 67
13	H	Gonzaga	53 78	27	H	BYU	61 58	80	A	Arizona	66 64	102	H	Pacific	75 81
				35	H	UCLA	69 63	99	A	Pepperdine	86 95	149	A	CSUN	72 53
				39	N	South Dakota	40 67	99	H	Pepperdine	55 73	163	A	Santa Clara	69 60
				47	N	Indiana	43 67					163	H	Santa Clara	75 83
				48	A	Saint Mary's (CA)	62 86					167	A	Denver	75 104
				48	H	Saint Mary's (CA)	69 56					177	H	Robert Morris	61 53
				48	N	Saint Mary's (CA)	38 70					189	A	Portland	70 54
												189	H	Portland	76 58
												207	N	Grambling	61 62
												223	H	Northern Ariz.	62 63
												252	A	San Francisco	73 66
												252	H	San Francisco	66 58
												252	N	San Francisco	66 45
												273	A	San Diego	69 52
												273	H	San Diego	83 57
												274	H	Long Beach St.	71 62
												289	A	UC Santa Barbara	70 57
LAST 12 Division I GAMES:															
				252	N	San Francisco	66 45	48	H	Saint Mary's (CA)	69 56				
				48	N	Saint Mary's (CA)	38 70	99	H	Pepperdine	55 73				
				177	H	Robert Morris	61 53	252	A	San Francisco	73 66				
				13	A	Gonzaga	58 68	163	A	Santa Clara	69 60				
				189	A	Portland	70 54	273	H	San Diego	83 57				
				102	H	Pacific	75 81	27	H	BYU	61 58				

Non-Div I Games:

Loyola Marymount

■ Loss,
 ■ Non-Conf,
 ■ S Site,
 ■ H Home
 ■ A Away
 N Neutral

Average RPI Win: 221	WON-LOST	WINNING	LAST 10	STRENGTH OF	OPP. STRENGTH	TEAM	ADJ.	CONF.	ADJ CONF.
Average RPI Loss: 86	RECORD	PCT. RANK	GAMES	SCHEDULE	OF SCHEDULE	RPI	RPI	RPI	RPI
DIV. I ONLY	25- 7	35	1- 0	144	215	54	54	23	23
DIV. I NON-CONF.	7- 6	153	0- 0	33	76	52	52	25	25
TOTALS	RPI 1-25	RPI 26-50	W-L RECORDS	RPI 51-100	RPI 101-999	RPI 150+			
25- 7	0- 1	1- 0	OVERALL	3- 4	21- 2	17- 1			
13- 1	0- 0	0- 0	HOME	1- 1	12- 0	9- 0			
10- 5	0- 1	1- 0	AWAY	1- 3	8- 1	7- 0			
2- 1	0- 0	0- 0	NEUTRAL	1- 0	1- 1	1- 1			
7- 6	0- 1	1- 0	NON-CONFERENCE	3- 4	3- 1	3- 1			
2- 1	0- 0	0- 0	HOME	1- 1	1- 0	1- 0			
3- 4	0- 1	1- 0	AWAY	1- 3	1- 0	1- 0			
2- 1	0- 0	0- 0	NEUTRAL	1- 0	1- 1	1- 1			
18- 1	0- 0	0- 0	CONFERENCE	0- 0	18- 1	14- 0			
11- 0	0- 0	0- 0	HOME	0- 0	11- 0	8- 0			
7- 1	0- 0	0- 0	AWAY	0- 0	7- 1	6- 0			
0- 0	0- 0	0- 0	NEUTRAL	0- 0	0- 0	0- 0			

RPI 1-25				RPI 26-50				RPI 51-100 Team's RPI: 54				RPI 101+			
RPI	S	Opponent	Score	RPI	S	Opponent	Score	RPI	S	Opponent	Score	RPI	S	Opponent	Score
9	A	NC State	46 84	37	A	North Carolina	85 73	52	N	Penn	47 46	103	A	Hartford	46 49
								69	A	Green Bay	39 70	103	H	Hartford	78 58
								78	H	Duke	63 66	103	H	Hartford	68 48
								82	A	Fordham	64 72	139	A	Stony Brook	68 54
								85	H	Toledo	73 59	139	H	Stony Brook	71 61
								87	A	Harvard	67 60	168	N	Chattanooga	61 66
								96	A	Northeastern	55 63	203	N	N.C. A&T	58 52
												237	A	Albany (NY)	67 61
												237	H	Albany (NY)	66 51
												237	H	Albany (NY)	76 65
												255	A	Binghamton	67 60
												255	H	Binghamton	95 66
												279	A	Vermont	63 51
												279	H	Vermont	66 45
												282	H	Brown	102 96
												294	A	Bryant	74 57
												304	A	UMBC	58 45
												304	H	UMBC	84 44
												318	A	New Hampshire	69 45
												318	H	New Hampshire	67 46
												318	H	New Hampshire	69 36
												328	A	UMass Lowell	60 41
												328	H	UMass Lowell	79 45
LAST 12 Division I GAMES:															
103	H	Hartford	68 48	139	H	Stony Brook	71 61								
318	H	New Hampshire	69 36	237	A	Albany (NY)	67 61								
237	H	Albany (NY)	66 51	103	H	Hartford	78 58								
168	N	Chattanooga	61 66	304	A	UMBC	58 45								
255	A	Binghamton	67 60	279	H	Vermont	66 45								
328	A	UMass Lowell	60 41	318	A	New Hampshire	69 45								

Non-Div I Games:

Maine

■ Loss,
 ■ Non-Conf, S Site,
 ■ Home
 ■ Away
 N Neutral

Average RPI Win:	291	WON-LOST	WINNING	LAST 10	STRENGTH OF	OPP. STRENGTH	TEAM	ADJ.	CONF.	ADJ CONF.
Average RPI Loss:	176	RECORD	PCT. RANK	GAMES	SCHEDULE	OF SCHEDULE	RPI	RPI	RPI	RPI
DIV. I ONLY	12- 19	236	1- 0	230	324	267	267	26	26	
DIV. I NON-CONF.	2- 9	297	0- 0	147	346	317	317	27	27	
TOTALS	RPI 1-25	RPI 26-50	W-L RECORDS	RPI 51-100	RPI 101-999	RPI 150+				
12- 19	0- 0	0- 2	OVERALL	0- 3	12- 14	11- 11				
7- 9	0- 0	0- 1	HOME	0- 2	7- 6	7- 4				
4- 9	0- 0	0- 1	AWAY	0- 1	4- 7	3- 7				
1- 1	0- 0	0- 0	NEUTRAL	0- 0	1- 1	1- 0				
2- 9	0- 0	0- 0	NON-CONFERENCE	0- 3	2- 6	2- 5				
2- 5	0- 0	0- 0	HOME	0- 2	2- 3	2- 2				
0- 4	0- 0	0- 0	AWAY	0- 1	0- 3	0- 3				
0- 0	0- 0	0- 0	NEUTRAL	0- 0	0- 0	0- 0				
10- 10	0- 0	0- 2	CONFERENCE	0- 0	10- 8	9- 6				
5- 4	0- 0	0- 1	HOME	0- 0	5- 3	5- 2				
4- 5	0- 0	0- 1	AWAY	0- 0	4- 4	3- 4				
1- 1	0- 0	0- 0	NEUTRAL	0- 0	1- 1	1- 0				

RPI S	Opponent	Score	RPI S	Opponent	Score	RPI S	Opponent	Score	RPI S	Opponent	Score	Team's RPI: 267
40	A Quinnipiac	42 59	40	H Quinnipiac	39 64	58	H Wright St.	44 60	118	A Marist	69 51	
						63	H Drexel	39 53	118	H Marist	51 62	
						82	A Fordham	61 65	118	N Marist	51 65	
									139	H Stony Brook	48 79	
									170	A Rider	60 57	
									170	H Rider	63 73	
									173	A Holy Cross	53 61	
									191	H Sacred Heart	46 74	
									216	A Monmouth	63 71	
									237	A Albany (NY)	54 60	
									249	A St. Francis Brooklyn	65 73	
									271	A Niagara	51 61	
									271	H Niagara	54 58	
									277	A Siena	56 62	
									277	H Siena	52 48	
									284	H Fairfield	47 41	
									286	A Canisius	44 47	
									286	H Canisius	53 33	
									320	H Lafayette	60 49	
									324	A Iona	54 52	
									324	H Iona	55 33	
									336	H Detroit Mercy	56 58	
									347	A Saint Peter's	62 44	
									347	H Saint Peter's	62 46	
									347	N Saint Peter's	62 41	
									351	H LIU Brooklyn	61 46	
LAST 12 Division I GAMES:												
347	N Saint Peter's	62 41	170	A Rider	60 57							
118	N Marist	51 65	40	H Quinnipiac	39 64							
286	H Canisius	53 33	216	A Monmouth	63 71							
40	A Quinnipiac	42 59	347	A Saint Peter's	62 44							
347	H Saint Peter's	62 46	118	H Marist	51 62							
324	A Iona	54 52	277	H Siena	52 48							

Non-Div I Games:

Manhattan

■ Loss,
 ■ Non-Conf,
 ■ S Site,
 ■ Home
 ■ A Away
 N Neutral

Average RPI Win: 246	WON-LOST	WINNING	LAST 10	STRENGTH OF	OPP. STRENGTH	TEAM	ADJ.	CONF.	ADJ CONF.
Average RPI Loss: 112	RECORD	PCT. RANK	GAMES	SCHEDULE	OF SCHEDULE	RPI	RPI	RPI	RPI
DIV. I ONLY	23- 10	67	2- 1	208	246	118	118	26	26
DIV. I NON-CONF.	8- 4	91	0- 0	184	148	98	98	27	27
TOTALS	RPI 1-25	RPI 26-50	W-L RECORDS	RPI 51-100	RPI 101-999	RPI 150+			
23- 10	0- 0	0- 4	OVERALL	1- 2	22- 4	22- 4			
9- 4	0- 0	0- 1	HOME	1- 0	8- 3	8- 3			
10- 4	0- 0	0- 2	AWAY	0- 1	10- 1	10- 1			
4- 2	0- 0	0- 1	NEUTRAL	0- 1	4- 0	4- 0			
8- 4	0- 0	0- 1	NON-CONFERENCE	1- 2	7- 1	7- 1			
3- 1	0- 0	0- 0	HOME	1- 0	2- 1	2- 1			
3- 2	0- 0	0- 1	AWAY	0- 1	3- 0	3- 0			
2- 1	0- 0	0- 0	NEUTRAL	0- 1	2- 0	2- 0			
15- 6	0- 0	0- 3	CONFERENCE	0- 0	15- 3	15- 3			
6- 3	0- 0	0- 1	HOME	0- 0	6- 2	6- 2			
7- 2	0- 0	0- 1	AWAY	0- 0	7- 1	7- 1			
2- 1	0- 0	0- 1	NEUTRAL	0- 0	2- 0	2- 0			

RPI S	Opponent	Score	RPI S	Opponent	Score	RPI S	Opponent	Score	RPI S	Opponent	Score	Team's RPI: 118
40	A Quinnipiac	66 78	40	H Quinnipiac	69 76	58	N Wright St.	60 76	165	H Temple	74 68	
40	N Quinnipiac	51 81	40	N Quinnipiac	51 81	78	A Duke	56 64	170	A Rider	64 70	
49	A Princeton	57 60	49	A Princeton	57 60	96	H Northeastern	90 84	170	H Rider	58 68	
									170	N Rider	62 52	
									175	H Boston U.	68 57	
									206	H Massachusetts	55 70	
									209	N Stetson	76 69	
									216	A Monmouth	69 45	
									216	H Monmouth	69 45	
									230	N Hofstra	71 57	
									237	A Albany (NY)	74 56	
									240	A Elon	61 57	
									256	A Navy	72 48	
									267	A Manhattan	62 51	
									267	H Manhattan	51 69	
									267	N Manhattan	65 51	
									271	A Niagara	87 58	
									271	H Niagara	82 69	
									277	A Siena	73 58	
									277	H Siena	88 59	
									284	A Fairfield	56 46	
									284	H Fairfield	85 44	
									286	A Canisius	71 66	
									286	H Canisius	66 50	
									324	H Iona	76 36	
									347	A Saint Peter's	62 42	
LAST 12 Division I GAMES:												
267	N Manhattan	65 51	284	H Fairfield	85 44							
170	N Rider	62 52	286	H Canisius	66 50							
40	N Quinnipiac	51 81	170	A Rider	64 70							
271	H Niagara	82 69	267	A Manhattan	62 51							
216	A Monmouth	69 45	277	A Siena	73 58							
40	A Quinnipiac	66 78	170	H Rider	58 68							

Non-Div I Games:

Marist

■ Loss,
 ■ Non-Conf,
 ■ S Site,
 ■ H Home
 ■ A Away
 N Neutral

Average RPI Win:	116	WON-LOST	WINNING	LAST 10	STRENGTH OF	OPP. STRENGTH	TEAM	ADJ.	CONF.	ADJ CONF.
Average RPI Loss:	47	RECORD	PCT. RANK	GAMES	SCHEDULE	OF SCHEDULE	RPI	RPI	RPI	RPI
DIV. I ONLY	26- 7	32	1- 1	22	42	12	12	6	6	
DIV. I NON-CONF.	9- 3	62	0- 0	21	28	20	20	4	4	
TOTALS	RPI 1-25	RPI 26-50	W-L RECORDS	RPI 51-100	RPI 101-999	RPI 150+				
26- 7	2- 4	2- 0	OVERALL	9- 2	13- 1	5- 0				
15- 2	1- 1	2- 0	HOME	5- 1	7- 0	3- 0				
9- 5	1- 3	0- 0	AWAY	3- 1	5- 1	2- 0				
2- 0	0- 0	0- 0	NEUTRAL	1- 0	1- 0	0- 0				
9- 3	0- 3	2- 0	NON-CONFERENCE	2- 0	5- 0	3- 0				
7- 1	0- 1	2- 0	HOME	2- 0	3- 0	2- 0				
2- 2	0- 2	0- 0	AWAY	0- 0	2- 0	1- 0				
0- 0	0- 0	0- 0	NEUTRAL	0- 0	0- 0	0- 0				
17- 4	2- 1	0- 0	CONFERENCE	7- 2	8- 1	2- 0				
8- 1	1- 0	0- 0	HOME	3- 1	4- 0	1- 0				
7- 3	1- 1	0- 0	AWAY	3- 1	3- 1	1- 0				
2- 0	0- 0	0- 0	NEUTRAL	1- 0	1- 0	0- 0				

RPI 1-25				Team's RPI: 12		RPI 26-50				RPI 51-100				RPI 101+			
RPI	S	Opponent	Score	RPI	S	Opponent	Score	RPI	S	Opponent	Score	RPI	S	Opponent	Score		
1	H	Notre Dame	63 87	26	H	South Dakota St.	91 52	56	A	Villanova	91 55	116	A	Northwestern	76 57		
8	A	Mississippi St.	82 87	45	H	Michigan	85 74	56	H	Villanova	93 55	117	A	St. John's (NY)	74 81		
19	A	Miami (FL)	55 63					69	H	Green Bay	80 54	117	H	St. John's (NY)	83 73		
20	A	DePaul	73 74					70	A	Georgetown	72 62	117	N	St. John's (NY)	88 57		
20	A	DePaul	93 87					70	H	Georgetown	59 52	120	A	Providence	80 57		
20	H	DePaul	96 63					70	N	Georgetown	75 62	120	H	Providence	85 46		
								74	A	Butler	87 58	142	A	Seton Hall	109 63		
								74	H	Butler	57 61	142	H	Seton Hall	96 60		
								88	H	UNI	102 61	148	H	Montana St.	100 52		
								91	A	Creighton	65 71	197	A	Milwaukee	83 74		
								91	H	Creighton	85 67	218	A	Xavier	90 44		
												218	H	Xavier	79 53		
												255	H	Binghamton	93 40		
												339	H	UIC	96 32		
LAST 12 Division I GAMES:																	
117	N	St. John's (NY)	88 57	91	A	Creighton	65 71										
20	A	DePaul	73 74	218	H	Xavier	79 53										
70	N	Georgetown	75 62	74	H	Butler	57 61										
88	H	UNI	102 61	142	A	Seton Hall	109 63										
19	A	Miami (FL)	55 63	117	A	St. John's (NY)	74 81										
120	A	Providence	80 57	56	H	Villanova	93 55										

Non-Div I Games:

Marquette

■ Loss,
 ■ Non-Conf, S Site,
 ■ Home
 ■ Away
 N Neutral

Marshall

Through Games Of March 16, 2019

Average RPI Win:	248	WON-LOST	WINNING	LAST 10	STRENGTH OF	OPP. STRENGTH	TEAM	ADJ.	CONF.	ADJ CONF.
Average RPI Loss:	141	RECORD	PCT. RANK	GAMES	SCHEDULE	OF SCHEDULE	RPI	RPI	RPI	RPI
DIV. I ONLY	15- 14	157	0- 1	312	130	222	222	14	14	
DIV. I NON-CONF.	5- 7	206	0- 0	339	199	328	328	17	17	
TOTALS	RPI 1-25	RPI 26-50	W-L RECORDS	RPI 51-100	RPI 101-999	RPI 150+				
15- 14	0- 0	0- 1	OVERALL	1- 4	14- 9	12- 6				
10- 5	0- 0	0- 1	HOME	0- 1	10- 3	8- 2				
5- 8	0- 0	0- 0	AWAY	1- 3	4- 5	4- 3				
0- 1	0- 0	0- 0	NEUTRAL	0- 0	0- 1	0- 1				
5- 7	0- 0	0- 0	NON-CONFERENCE	0- 1	5- 6	5- 4				
5- 2	0- 0	0- 0	HOME	0- 0	5- 2	5- 1				
0- 5	0- 0	0- 0	AWAY	0- 1	0- 4	0- 3				
0- 0	0- 0	0- 0	NEUTRAL	0- 0	0- 0	0- 0				
10- 7	0- 0	0- 1	CONFERENCE	1- 3	9- 3	7- 2				
5- 3	0- 0	0- 1	HOME	0- 1	5- 1	3- 1				
5- 3	0- 0	0- 0	AWAY	1- 2	4- 1	4- 0				
0- 1	0- 0	0- 0	NEUTRAL	0- 0	0- 1	0- 1				

RPI 1-25			RPI 26-50			RPI 51-100			RPI 101+			Team's RPI: 222
RPI	S	Opponent	Score	RPI	S	Opponent	Score	RPI	S	Opponent	Score	
				30	H	Rice	67 79	51	A	Clemson	54 68	105 H Charlotte 63 62
								64	A	Middle Tenn.	59 53	107 H Towson 69 76
								95	A	Western Ky.	55 85	110 A Old Dominion 53 79
								95	H	Western Ky.	66 69	110 H Old Dominion 57 48
								100	A	UAB	59 77	130 A Appalachian St. 52 74
												155 A Southern Ill. 49 58
												172 H Louisiana Tech 90 88
												176 H North Texas 67 55
												186 A Wisconsin 49 67
												195 H Southern Miss. 52 64
												219 A Bowling Green 76 99
												248 H Indiana St. 53 62
												259 A UTEP 63 60
												259 N UTEP 56 64
												285 H Cleveland St. 86 64
												302 A UTSA 79 72
												305 H Tennessee St. 80 59
												307 A Fla. Atlantic 72 67
												314 H Coppin St. 88 67
												322 A FIU 86 58
												322 H FIU 87 42
												331 H Evansville 72 65
												340 H Delaware St. 75 63
LAST 12 Division I GAMES:												
				259	N	UTEP	56 64	30	H	Rice	67 79	
				322	H	FIU	87 42	176	H	North Texas	67 55	
				110	A	Old Dominion	53 79	302	A	UTSA	79 72	
				95	H	Western Ky.	66 69	259	A	UTEP	63 60	
				64	A	Middle Tenn.	59 53	195	H	Southern Miss.	52 64	
				100	A	UAB	59 77	172	H	Louisiana Tech	90 88	

Non-Div I Games: Bluefield St. 82 29

Marshall

Loss, Non-Conf, S Site, H Home A Away N Neutral

Maryland

Through Games Of March 16, 2019

Average RPI Win:	134	WON-LOST	WINNING	LAST 10	STRENGTH OF	OPP. STRENGTH	TEAM	ADJ.	CONF.	ADJ CONF.
Average RPI Loss:	21	RECORD	PCT. RANK	GAMES	SCHEDULE	OF SCHEDULE	RPI	RPI	RPI	RPI
DIV. I ONLY	28- 4	7	1- 0	72	44	14	14	4	4	
DIV. I NON-CONF.	11- 0	1	0- 0	206	100	24	24	6	6	
TOTALS	RPI 1-25	RPI 26-50	W-L RECORDS	RPI 51-100	RPI 101-999	RPI 150+				
28- 4	1- 2	6- 2	OVERALL	4- 0	17- 0	8- 0				
14- 1	0- 0	2- 1	HOME	2- 0	10- 0	5- 0				
10- 2	1- 1	2- 1	AWAY	2- 0	5- 0	2- 0				
4- 1	0- 1	2- 0	NEUTRAL	0- 0	2- 0	1- 0				
11- 0	1- 0	1- 0	NON-CONFERENCE	1- 0	8- 0	5- 0				
6- 0	0- 0	1- 0	HOME	1- 0	4- 0	3- 0				
3- 0	1- 0	0- 0	AWAY	0- 0	2- 0	1- 0				
2- 0	0- 0	0- 0	NEUTRAL	0- 0	2- 0	1- 0				
17- 4	0- 2	5- 2	CONFERENCE	3- 0	9- 0	3- 0				
8- 1	0- 0	1- 1	HOME	1- 0	6- 0	2- 0				
7- 2	0- 1	2- 1	AWAY	2- 0	3- 0	1- 0				
2- 1	0- 1	2- 0	NEUTRAL	0- 0	0- 0	0- 0				

RPI 1-25				Team's RPI: 14		RPI 26-50				RPI 51-100				RPI 101+			
RPI	S	Opponent	Score	RPI	S	Opponent	Score	RPI	S	Opponent	Score	RPI	S	Opponent	Score		
7	A	Iowa	73 86	28	A	Rutgers	62 48	68	H	Georgia Tech	67 54	101	A	Ohio St.	70 57		
7	N	Iowa	76 90	28	H	Rutgers	65 73	90	A	Purdue	58 55	101	H	Ohio St.	75 69		
18	A	South Carolina	85 61	36	H	James Madison	87 63	94	A	Nebraska	81 63	108	H	Minnesota	71 69		
				43	A	Michigan St.	60 77	94	H	Nebraska	89 63	112	N	Georgia	58 51		
				43	N	Michigan St.	71 55					116	H	Northwestern	72 57		
				45	H	Michigan	83 69					119	H	Dayton	82 71		
				45	N	Michigan	73 72					138	A	Delaware	77 53		
				47	A	Indiana	76 56					145	A	Penn St.	77 61		
												145	H	Penn St.	79 67		
												186	H	Wisconsin	75 57		
												217	A	George Washington	69 30		
												225	A	Illinois	80 66		
												225	H	Illinois	71 62		
												266	H	Loyola Maryland	83 48		
												304	H	UMBC	92 61		
												311	N	Morgan St.	68 44		
												314	H	Coppin St.	93 36		
LAST 12 Division I GAMES:																	
		43	N	Michigan St.	71	55		7	A	Iowa	73	86					
		45	N	Michigan	73	72		94	H	Nebraska	89	63					
		7	N	Iowa	76	90		28	A	Rutgers	62	48					
		225	H	Illinois	71	62		116	H	Northwestern	72	57					
		90	A	Purdue	58	55		225	A	Illinois	80	66					
		108	H	Minnesota	71	69		186	H	Wisconsin	75	57					

Non-Div I Games:

Maryland

Loss, Non-Conf, S Site, H Home A Away N Neutral

Through Games Of March 16, 2019

RPI 1-25					
RPI	S	Opponent	Score		
42	N	Bucknell	58	77	
RPI 26-50					
RPI	S	Opponent	Score		
82	A	Fordham	64	76	
82	N	Fordham	62	73	
92	A	VCU	48	52	
96	A	Northeastern	52	53	
RPI 51-100					
RPI	S	Opponent	Score		
107	A	Towson	53	78	
118	A	Marist	70	55	
119	A	Dayton	47	75	
137	H	Duquesne	69	66	
150	A	Davidson	70	58	
150	H	Davidson	49	64	
175	H	Boston U.	66	55	
184	H	Saint Louis	70	66	
191	H	Sacred Heart	78	61	
212	H	UTRGV	74	70	
217	H	George Washington	59	66	
224	H	North Dakota	52	59	
226	A	George Mason	86	80	
226	H	George Mason	52	70	
236	A	Saint Joseph's	54	55	
260	A	Rhode Island	57	53	
260	H	Rhode Island	56	34	
262	H	St. Bonaventure	63	64	
275	A	Richmond	58	62	
275	H	Richmond	64	38	
277	A	Siena	59	64	
282	A	Brown	90	61	
283	A	La Salle	74	60	
284	N	Fairfield	59	49	
308	H	Incarnate Word	71	59	
327	H	Central Conn. St.	74	59	
Team's RPI: 206					
LAST 12 Division I GAMES:					
226	A	George Mason	86	80	
82	N	Fordham	62	73	
260	A	Rhode Island	57	53	
275	H	Richmond	64	38	
82	A	Fordham	64	76	
217	H	George Washington	59	66	
150	H	Davidson	49	64	
236	A	Saint Joseph's	54	55	
260	H	Rhode Island	56	34	
137	H	Duquesne	69	66	
275	A	Richmond	58	62	
92	A	VCU	48	52	

Massachusetts

Page 177

RPI	S	Opponent	Score
328	H	UMass Lowell	59 62

Massachusetts

M
a
s
s
a
c
h
u
s
e
t
t
s

M
a
s
s
a
c
h
u
s
e
t
t
s

McNeese

Through Games Of March 16, 2019

Average RPI Win:	295	WON-LOST	WINNING	LAST 10	STRENGTH OF	OPP. STRENGTH	TEAM	ADJ.	CONF.	ADJ CONF.
Average RPI Loss:	186	RECORD	PCT. RANK	GAMES	SCHEDULE	OF SCHEDULE	RPI	RPI	RPI	RPI
DIV. I ONLY	5- 21	324	0- 1	250	296	312	312	25	25	
DIV. I NON-CONF.	0- 8	336	0- 0	100	173	316	316	22	22	
TOTALS	RPI 1-25	RPI 26-50	W-L RECORDS	RPI 51-100	RPI 101-999	RPI 150+				
5- 21	0- 0	0- 2	OVERALL	0- 5	5- 14	5- 13				
2- 9	0- 0	0- 0	HOME	0- 2	2- 7	2- 7				
3- 12	0- 0	0- 2	AWAY	0- 3	3- 7	3- 6				
0- 0	0- 0	0- 0	NEUTRAL	0- 0	0- 0	0- 0				
0- 8	0- 0	0- 2	NON-CONFERENCE	0- 2	0- 4	0- 4				
0- 2	0- 0	0- 0	HOME	0- 0	0- 2	0- 2				
0- 6	0- 0	0- 2	AWAY	0- 2	0- 2	0- 2				
0- 0	0- 0	0- 0	NEUTRAL	0- 0	0- 0	0- 0				
5- 13	0- 0	0- 0	CONFERENCE	0- 3	5- 10	5- 9				
2- 7	0- 0	0- 0	HOME	0- 2	2- 5	2- 5				
3- 6	0- 0	0- 0	AWAY	0- 1	3- 5	3- 4				
0- 0	0- 0	0- 0	NEUTRAL	0- 0	0- 0	0- 0				

RPI 1-25				RPI 26-50				RPI 51-100				RPI 101+				Team's RPI: 312	
RPI	S	Opponent	Score	RPI	S	Opponent	Score	RPI	S	Opponent	Score	RPI	S	Opponent	Score		
29	A	Texas	40 96	61	A	Lamar University	68 81	129	A	Abilene Christian	52 109						
30	A	Rice	65 93	61	H	Lamar University	62 64	166	A	Nicholls St.	69 68						
				76	H	SFA	48 97	166	H	Nicholls St.	55 78						
				86	A	LSU	36 86	172	H	Louisiana Tech	48 89						
				100	A	UAB	48 91	182	H	Sam Houston St.	80 93						
								207	A	Grambling	51 75						
								233	A	A&M-Corpus Christi	51 62						
								268	H	Louisiana	59 70						
								278	A	Central Ark.	45 76						
								288	A	New Orleans	76 88						
								288	H	New Orleans	60 64						
								300	A	La.-Monroe	60 69						
								308	H	Incarnate Word	66 68						
								317	A	Northwestern St.	63 82						
								317	H	Northwestern St.	73 89						
								323	A	Southeastern La.	75 70						
								323	H	Southeastern La.	62 56						
								332	A	Houston Baptist	72 67						
								332	H	Houston Baptist	81 71						
LAST 12 Division I GAMES:																	
61	A	Lamar University	68 81	323	A	Southeastern La.	75 70										
233	A	A&M-Corpus Christi	51 62	76	H	SFA	48 97										
332	A	Houston Baptist	72 67	317	H	Northwestern St.	73 89										
166	H	Nicholls St.	55 78	182	H	Sam Houston St.	80 93										
288	H	New Orleans	60 64	61	H	Lamar University	62 64										
278	A	Central Ark.	45 76	332	H	Houston Baptist	81 71										

Non-Div I Games: LSU-Alexandria 60 68 Southern-N.O. 106 54 Louisiana Col. 86 68

McNeese

Loss, Non-Conf, S Site, H Home A Away N Neutral

Average RPI Win:	210	WON-LOST	WINNING	LAST 10	STRENGTH OF	OPP. STRENGTH	TEAM	ADJ.	CONF.	ADJ CONF.
Average RPI Loss:	141	RECORD	PCT. RANK	GAMES	SCHEDULE	OF SCHEDULE	RPI	RPI	RPI	RPI
DIV. I ONLY	11- 20	254	1- 0	136	146	234	234	9	9	
DIV. I NON-CONF.	5- 8	224	0- 0	189	315	265	265	8	8	
TOTALS	RPI 1-25	RPI 26-50	W-L RECORDS	RPI 51-100	RPI 101-999	RPI 150+				
11- 20	0- 2	0- 0	OVERALL	0- 6	11- 12	9- 11				
6- 10	0- 1	0- 0	HOME	0- 3	6- 6	6- 5				
3- 9	0- 1	0- 0	AWAY	0- 2	3- 6	2- 6				
2- 1	0- 0	0- 0	NEUTRAL	0- 1	2- 0	1- 0				
5- 8	0- 0	0- 0	NON-CONFERENCE	0- 3	5- 5	4- 5				
4- 4	0- 0	0- 0	HOME	0- 2	4- 2	4- 2				
0- 4	0- 0	0- 0	AWAY	0- 1	0- 3	0- 3				
1- 0	0- 0	0- 0	NEUTRAL	0- 0	1- 0	0- 0				
6- 12	0- 2	0- 0	CONFERENCE	0- 3	6- 7	5- 6				
2- 6	0- 1	0- 0	HOME	0- 1	2- 4	2- 3				
3- 5	0- 1	0- 0	AWAY	0- 1	3- 3	2- 3				
1- 1	0- 0	0- 0	NEUTRAL	0- 1	1- 0	1- 0				

RPI	S	Opponent	Score	RPI	S	Opponent	Score	RPI	S	Opponent	Score	RPI	S	Opponent	Score	Team's RPI: 234
6	A	UConn	45 102					60	H	Little Rock	60 63	111	H	Houston	57 59	
15	H	UCF	55 68					77	A	Cincinnati	56 80	115	A	South Fla.	47 40	
								77	H	Cincinnati	69 89	134	N	Mercer	59 53	
								77	N	Cincinnati	48 68	156	A	Tulsa	39 46	
								85	H	Toledo	48 58	156	H	Tulsa	59 56	
								100	A	UAB	54 85	165	H	Temple	53 84	
												165	N	Temple	59 58	
												169	A	Tulane	65 59	
												169	H	Tulane	61 62	
												172	H	Louisiana Tech	50 66	
												179	A	Coastal Caro.	71 90	
												190	A	Arkansas St.	66 77	
												192	A	East Carolina	59 68	
												192	H	East Carolina	58 46	
												217	A	George Washington	38 51	
												232	A	SMU	48 71	
												245	H	Southeast Mo. St.	69 57	
												247	H	Jackson St.	68 67	
												258	A	Wichita St.	71 50	
												258	H	Wichita St.	48 57	
												288	H	New Orleans	59 66	
												290	H	Samford	53 48	
												335	H	N.C. Central	77 56	
LAST 12 Division I GAMES:																
165	N	Temple	59 58	169	A	Tulane	65 59									
77	N	Cincinnati	48 68	77	H	Cincinnati	69 89									
165	H	Temple	53 84	192	A	East Carolina	59 68									
232	A	SMU	48 71	258	H	Wichita St.	48 57									
111	H	Houston	57 59	156	H	Tulsa	59 56									
6	A	UConn	45 102	169	H	Tulane	61 62									

Non-Div I Games:

Memphis

■ Loss,
 ■ Non-Conf,
 ■ S Site,
 ■ Home
 ■ A Away
 N Neutral

Average RPI Win:	245	WON-LOST	WINNING	LAST 10	STRENGTH OF	OPP. STRENGTH	TEAM	ADJ.	CONF.	ADJ CONF.
Average RPI Loss:	145	RECORD	PCT. RANK	GAMES	SCHEDULE	OF SCHEDULE	RPI	RPI	RPI	RPI
DIV. I ONLY	25- 7	35	2- 0	329	212	134	134	28	28	
DIV. I NON-CONF.	8- 7	160	0- 0	266	78	198	198	24	24	
TOTALS	RPI 1-25	RPI 26-50	W-L RECORDS	RPI 51-100	RPI 101-999	RPI 150+				
25- 7	0- 2	0- 0	OVERALL	0- 0	25- 5	24- 3				
11- 3	0- 2	0- 0	HOME	0- 0	11- 1	10- 1				
10- 3	0- 0	0- 0	AWAY	0- 0	10- 3	10- 1				
4- 1	0- 0	0- 0	NEUTRAL	0- 0	4- 1	4- 1				
8- 7	0- 2	0- 0	NON-CONFERENCE	0- 0	8- 5	7- 3				
4- 3	0- 2	0- 0	HOME	0- 0	4- 1	3- 1				
3- 3	0- 0	0- 0	AWAY	0- 0	3- 3	3- 1				
1- 1	0- 0	0- 0	NEUTRAL	0- 0	1- 1	1- 1				
17- 0	0- 0	0- 0	CONFERENCE	0- 0	17- 0	17- 0				
7- 0	0- 0	0- 0	HOME	0- 0	7- 0	7- 0				
7- 0	0- 0	0- 0	AWAY	0- 0	7- 0	7- 0				
3- 0	0- 0	0- 0	NEUTRAL	0- 0	3- 0	3- 0				

RPI	S	Opponent	Score	RPI	S	Opponent	Score	RPI	S	Opponent	Score	RPI	S	Opponent	Score	Team's RPI: 134
15	H	UCF	42 76					105	H	Charlotte	57 40					
21	H	Florida St.	56 57					112	A	Georgia	60 67					
								147	A	Wake Forest	54 69					
								168	A	Chattanooga	62 56					
								168	H	Chattanooga	65 58					
								174	H	UNC Asheville	61 47					
								193	A	Furman	75 60					
								193	H	Furman	66 62					
								193	N	Furman	66 63					
								213	H	Florida	92 82					
								217	A	George Washington	61 53					
								219	N	Bowling Green	76 63					
								229	A	Howard	85 70					
								231	A	Jacksonville	66 71					
								234	N	Memphis	53 59					
								242	A	ETSU	83 77					
								242	H	ETSU	64 41					
								253	H	Columbia	68 72					
								257	A	Wofford	81 79					
								257	H	Wofford	65 59					
								257	N	Wofford	69 51					
								287	A	Ga. Southern	79 72					
								290	A	Samford	68 52					
								290	H	Samford	76 68					
								292	H	Kennesaw St.	64 48					
								309	A	UNC Greensboro	71 58					
LAST 12 Division I GAMES:																
341	N	Western Caro.	55 32	242	A	ETSU	83 77									
193	N	Furman	66 63	341	H	Western Caro.	71 55									
257	N	Wofford	69 51	309	H	UNC Greensboro	85 73									
257	H	Wofford	65 59	290	A	Samford	68 52									
193	H	Furman	66 62	193	A	Furman	75 60									
168	A	Chattanooga	62 56	257	A	Wofford	81 79									

Non-Div I Games:

Mercer

■ Loss,
 ■ Non-Conf,
 ■ S Site,
 ■ H Home
 ■ A Away
 N Neutral

M
e
r
c
e
r

Mercer
 RPI S Opponent Score

Through Games Of March 16, 2019

RPI	S	Opponent	Score	
309	H	UNC Greensboro	85	73
341	A	Western Caro.	69	67
341	H	Western Caro.	71	55
341	N	Western Caro.	55	32

M
e
r
c
e
r

Mercer

Average RPI Win:	123	WON-LOST	WINNING	LAST 10	STRENGTH OF	OPP. STRENGTH	TEAM	ADJ.	CONF.	ADJ CONF.
Average RPI Loss:	37	RECORD	PCT. RANK	GAMES	SCHEDULE	OF SCHEDULE	RPI	RPI	RPI	RPI
DIV. I ONLY	24- 8	46	0- 1	41	12	19	19	1	1	
DIV. I NON-CONF.	12- 3	52	0- 0	154	56	56	56	1	1	
TOTALS	RPI 1-25	RPI 26-50	W-L RECORDS	RPI 51-100	RPI 101-999	RPI 150+				
24- 8	5- 4	1- 1	OVERALL	6- 3	12- 0	8- 0				
16- 2	3- 0	1- 1	HOME	5- 1	7- 0	5- 0				
6- 5	2- 3	0- 0	AWAY	1- 2	3- 0	1- 0				
2- 1	0- 1	0- 0	NEUTRAL	0- 0	2- 0	2- 0				
12- 3	1- 1	0- 1	NON-CONFERENCE	2- 1	9- 0	8- 0				
9- 1	1- 0	0- 1	HOME	2- 0	6- 0	5- 0				
1- 2	0- 1	0- 0	AWAY	0- 1	1- 0	1- 0				
2- 0	0- 0	0- 0	NEUTRAL	0- 0	2- 0	2- 0				
12- 5	4- 3	1- 0	CONFERENCE	4- 2	3- 0	0- 0				
7- 1	2- 0	1- 0	HOME	3- 1	1- 0	0- 0				
5- 3	2- 2	0- 0	AWAY	1- 1	2- 0	0- 0				
0- 1	0- 1	0- 0	NEUTRAL	0- 0	0- 0	0- 0				

RPI	S	Opponent	Score	RPI	S	Opponent	Score	RPI	S	Opponent	Score	RPI	S	Opponent	Score
1	H	Notre Dame	72 65	32	H	Central Mich.	80 90	51	H	Clemson	67 76	103	H	Hartford	75 62
3	A	Louisville	79 73	37	H	North Carolina	76 68	68	H	Georgia Tech	69 56	127	A	Pittsburgh	65 51
9	A	NC State	68 70					72	A	Virginia Tech	65 73	133	H	Boston College	76 73
10	A	Syracuse	84 71					72	H	Virginia Tech	68 61	147	A	Wake Forest	72 57
10	N	Syracuse	85 92					76	H	SFA	81 60	157	N	Alabama	101 74
11	A	Iowa St.	52 75					78	A	Duke	58 50	165	H	Temple	73 61
12	H	Marquette	63 55					90	A	Purdue	63 74	178	H	Colorado	73 58
21	A	Florida St.	58 62					94	H	Nebraska	82 68	205	H	UMES	71 53
21	H	Florida St.	64 54					97	H	Virginia	72 59	210	N	Vanderbilt	90 65
												288	H	New Orleans	78 38
												322	A	FIU	94 43
												346	H	Florida A&M	103 54
LAST 12 Division I GAMES:															
10	N	Syracuse	85 92	21	H	Florida St.	64 54								
103	H	Hartford	75 62	72	A	Virginia Tech	65 73								
12	H	Marquette	63 55	3	A	Louisville	79 73								
11	A	Iowa St.	52 75	127	A	Pittsburgh	65 51								
9	A	NC State	68 70	1	H	Notre Dame	72 65								
68	H	Georgia Tech	69 56	97	H	Virginia	72 59								

Non-Div I Games:

Miami (FL)

■ Loss,
■ Non-Conf, S Site,
■ Home
■ Away
N Neutral

Average RPI Win:	181	WON-LOST	WINNING	LAST 10	STRENGTH OF	OPP. STRENGTH	TEAM	ADJ.	CONF.	ADJ CONF.
Average RPI Loss:	85	RECORD	PCT. RANK	GAMES	SCHEDULE	OF SCHEDULE	RPI	RPI	RPI	RPI
DIV. I ONLY	22- 8	50	1- 1	104	109	44	44	8	8	
DIV. I NON-CONF.	8- 2	52	0- 0	327	279	125	125	9	9	
TOTALS	RPI 1-25	RPI 26-50	W-L RECORDS	RPI 51-100	RPI 101-999	RPI 150+				
22- 8	0- 3	2- 2	OVERALL	5- 1	15- 2	13- 1				
10- 2	0- 1	0- 1	HOME	3- 0	7- 0	5- 0				
11- 5	0- 2	2- 0	AWAY	1- 1	8- 2	8- 1				
1- 1	0- 0	0- 1	NEUTRAL	1- 0	0- 0	0- 0				
8- 2	0- 1	0- 0	NON-CONFERENCE	1- 0	7- 1	6- 1				
3- 0	0- 0	0- 0	HOME	1- 0	2- 0	1- 0				
5- 2	0- 1	0- 0	AWAY	0- 0	5- 1	5- 1				
0- 0	0- 0	0- 0	NEUTRAL	0- 0	0- 0	0- 0				
14- 6	0- 2	2- 2	CONFERENCE	4- 1	8- 1	7- 0				
7- 2	0- 1	0- 1	HOME	2- 0	5- 0	4- 0				
6- 3	0- 1	2- 0	AWAY	1- 1	3- 1	3- 0				
1- 1	0- 0	0- 1	NEUTRAL	1- 0	0- 0	0- 0				

RPI 1-25				RPI 26-50				Team's RPI: 44	RPI 51-100				RPI 101+			
RPI	S	Opponent	Score	RPI	S	Opponent	Score		RPI	S	Opponent	Score	RPI	S	Opponent	Score
3	A	Louisville	73 95	32	A	Central Mich.	70 67		77	H	Cincinnati	78 65	114	H	High Point	68 55
25	A	Buffalo	61 86	34	A	Ohio	67 61		83	A	Kent St.	58 67	126	A	Northern Ill.	71 82
25	H	Buffalo	59 66	34	H	Ohio	66 70		83	H	Kent St.	79 63	126	H	Northern Ill.	70 45
				34	N	Ohio	48 74		85	A	Toledo	65 56	164	A	Akron	67 61
									85	H	Toledo	65 64	164	H	Akron	66 49
									85	N	Toledo	72 54	196	H	Eastern Mich.	63 58
													215	A	Jacksonville St.	58 41
													219	A	Bowling Green	82 75
													219	H	Bowling Green	75 62
													220	H	Ball St.	60 57
													270	A	Western Mich.	81 62
													286	A	Canisius	62 59
													303	A	Valparaiso	68 47
													333	H	Eastern Ky.	60 44
													336	A	Detroit Mercy	78 59
													339	A	UIC	65 56
													346	A	Florida A&M	56 57
LAST 12 Division I GAMES:																
				85	N	Toledo	72 54		219	H	Bowling Green	75 62				
				34	N	Ohio	48 74		85	A	Toledo	65 56				
				164	H	Akron	66 49		164	A	Akron	67 61				
				34	H	Ohio	66 70		126	H	Northern Ill.	70 45				
				25	A	Buffalo	61 86		219	A	Bowling Green	82 75				
				83	A	Kent St.	58 67		196	H	Eastern Mich.	63 58				

Non-Div I Games: Ohio Dominican 74 29

Miami (OH)

■ Loss,
 ■ Non-Conf, S Site,
 ■ Home
 ■ Away
 N Neutral

Average RPI Win:	169	WON-LOST	WINNING	LAST 10	STRENGTH OF	OPP. STRENGTH	TEAM	ADJ.	CONF.	ADJ CONF.
Average RPI Loss:	37	RECORD	PCT. RANK	GAMES	SCHEDULE	OF SCHEDULE	RPI	RPI	RPI	RPI
DIV. I ONLY	21- 11	86	1- 0	66	64	45	45	4	4	
DIV. I NON-CONF.	9- 3	62	0- 0	236	113	85	85	6	6	
TOTALS	RPI 1-25	RPI 26-50	W-L RECORDS	RPI 51-100	RPI 101-999	RPI 150+				
21- 11	1- 5	3- 4	OVERALL	1- 2	16- 0	11- 0				
13- 1	1- 0	2- 1	HOME	1- 0	9- 0	6- 0				
5- 8	0- 4	0- 2	AWAY	0- 2	5- 0	4- 0				
3- 2	0- 1	1- 1	NEUTRAL	0- 0	2- 0	1- 0				
9- 3	0- 2	1- 1	NON-CONFERENCE	0- 0	8- 0	7- 0				
5- 0	0- 0	0- 0	HOME	0- 0	5- 0	5- 0				
2- 2	0- 2	0- 0	AWAY	0- 0	2- 0	2- 0				
2- 1	0- 0	1- 1	NEUTRAL	0- 0	1- 0	0- 0				
12- 8	1- 3	2- 3	CONFERENCE	1- 2	8- 0	4- 0				
8- 1	1- 0	2- 1	HOME	1- 0	4- 0	1- 0				
3- 6	0- 2	0- 2	AWAY	0- 2	3- 0	2- 0				
1- 1	0- 1	0- 0	NEUTRAL	0- 0	1- 0	1- 0				

RPI 1-25				RPI 26-50				Team's RPI: 45	RPI 51-100				RPI 101+			
RPI	S	Opponent	Score	RPI	S	Opponent	Score		RPI	S	Opponent	Score	RPI	S	Opponent	Score
7	A	Iowa	61 75	28	H	Rutgers	86 76		90	A	Purdue	70 71	101	H	Ohio St.	62 58
7	H	Iowa	90 81	29	N	Texas	52 69		94	A	Nebraska	56 70	108	H	Minnesota	76 60
9	A	NC State	55 66	30	N	Missouri	70 54		94	H	Nebraska	67 61	116	H	Northwestern	79 78
12	A	Marquette	74 85	43	A	Michigan St.	64 74						136	N	Washington	80 73
14	A	Maryland	69 83	43	H	Michigan St.	73 77						145	A	Penn St.	66 62
14	N	Maryland	72 73	47	A	Indiana	60 70						152	H	Southern U.	76 35
				47	H	Indiana	67 58						186	A	Wisconsin	76 70
LAST 12 Division I GAMES:																
				186	N	Wisconsin	73 65		28	H	Rutgers	86 76				
				14	N	Maryland	72 73		225	A	Illinois	70 56				
				136	N	Washington	80 73		47	H	Indiana	67 58				
				29	N	Texas	52 69		145	A	Penn St.	66 62				
				186	H	Wisconsin	59 49		94	H	Nebraska	67 61				
				43	A	Michigan St.	64 74		186	A	Wisconsin	76 70				

Non-Div I Games:

Michigan

Average RPI Win: 135		WON-LOST	WINNING	LAST 10	STRENGTH OF	OPP. STRENGTH	TEAM	ADJ.	CONF.	ADJ CONF.
Average RPI Loss: 74		RECORD	PCT. RANK	GAMES	SCHEDULE	OF SCHEDULE	RPI	RPI	RPI	RPI
DIV. I ONLY		20- 11	94	1- 0	50	41	43	43	4	4
DIV. I NON-CONF.		10- 1	17	0- 0	191	35	35	35	6	6
TOTALS		RPI 1-25	RPI 26-50	W-L RECORDS	RPI 51-100	RPI 101-999	RPI 150+			
20- 11	3- 3		3- 2	OVERALL	3- 1	11- 5	7- 1			
15- 1	3- 0		2- 0	HOME	3- 0	7- 1	5- 0			
3- 8	0- 1		1- 2	AWAY	0- 1	2- 4	1- 1			
2- 2	0- 2		0- 0	NEUTRAL	0- 0	2- 0	1- 0			
10- 1	1- 1		0- 0	NON-CONFERENCE	2- 0	7- 0	6- 0			
7- 0	1- 0		0- 0	HOME	2- 0	4- 0	4- 0			
2- 0	0- 0		0- 0	AWAY	0- 0	2- 0	1- 0			
1- 1	0- 1		0- 0	NEUTRAL	0- 0	1- 0	1- 0			
10- 10	2- 2		3- 2	CONFERENCE	1- 1	4- 5	1- 1			
8- 1	2- 0		2- 0	HOME	1- 0	3- 1	1- 0			
1- 8	0- 1		1- 2	AWAY	0- 1	0- 4	0- 1			
1- 1	0- 1		0- 0	NEUTRAL	0- 0	1- 0	0- 0			

RPI 1-25				RPI 26-50				Team's RPI: 43				RPI 51-100				RPI 101+			
RPI	S	Opponent	Score	RPI	S	Opponent	Score	RPI	S	Opponent	Score	RPI	S	Opponent	Score	RPI	S	Opponent	Score
5	H	Oregon	88 82	28	A	Rutgers	62 76	58	H	Wright St.	84 68	101	A	Ohio St.	55 65				
7	A	Iowa	71 86	45	A	Michigan	77 73	90	H	Purdue	74 66	101	H	Ohio St.	70 77				
7	H	Iowa	84 70	45	H	Michigan	74 64	94	A	Nebraska	71 82	103	A	Hartford	74 66				
9	N	NC State	74 78	47	A	Indiana	64 68	97	H	Virginia	91 66	108	A	Minnesota	63 81				
14	H	Maryland	77 60	47	H	Indiana	77 61					108	H	Minnesota	86 68				
14	N	Maryland	55 71									116	A	Northwestern	62 70				
												116	N	Northwestern	68 52				
												145	H	Penn St.	57 48				
												186	A	Wisconsin	62 79				
												219	H	Bowling Green	99 69				
												225	H	Illinois	77 60				
												227	H	Texas Southern	91 45				
												242	H	ETSU	75 53				
												292	N	Kennesaw St.	75 51				
												307	H	Fla. Atlantic	89 74				
												310	A	Oakland	102 58				
LAST 12 Division I GAMES:																			
116	N	Northwestern	68 52	186	A	Wisconsin	62 79												
14	N	Maryland	55 71	47	H	Indiana	77 61												
108	A	Minnesota	63 81	7	A	Iowa	71 86												
45	H	Michigan	74 64	90	H	Purdue	74 66												
101	H	Ohio St.	70 77	145	H	Penn St.	57 48												
94	A	Nebraska	71 82	45	A	Michigan	77 73												

Non-Div I Games:

Michigan St.

Loss, Non-Conf, S Site, H Home A Away N Neutral

Middle Tenn.

Through Games Of March 16, 2019

Average RPI Win:	201	WON-LOST	WINNING	LAST 10	STRENGTH OF	OPP. STRENGTH	TEAM	ADJ.	CONF.	ADJ CONF.
Average RPI Loss:	88	RECORD	PCT. RANK	GAMES	SCHEDULE	OF SCHEDULE	RPI	RPI	RPI	RPI
DIV. I ONLY	22- 10	71	2- 0	82	170	64	64	14	14	
DIV. I NON-CONF.	9- 4	85	0- 0	76	221	46	46	17	17	
TOTALS	RPI 1-25	RPI 26-50	W-L RECORDS	RPI 51-100	RPI 101-999	RPI 150+				
22- 10	0- 1	0- 3	OVERALL	4- 3	18- 3	16- 1				
10- 3	0- 0	0- 2	HOME	2- 0	8- 1	7- 1				
8- 6	0- 1	0- 0	AWAY	1- 3	7- 2	6- 0				
4- 1	0- 0	0- 1	NEUTRAL	1- 0	3- 0	3- 0				
9- 4	0- 1	0- 1	NON-CONFERENCE	1- 1	8- 1	7- 0				
4- 1	0- 0	0- 1	HOME	0- 0	4- 0	3- 0				
3- 3	0- 1	0- 0	AWAY	1- 1	2- 1	2- 0				
2- 0	0- 0	0- 0	NEUTRAL	0- 0	2- 0	2- 0				
13- 6	0- 0	0- 2	CONFERENCE	3- 2	10- 2	9- 1				
6- 2	0- 0	0- 1	HOME	2- 0	4- 1	4- 1				
5- 3	0- 0	0- 0	AWAY	0- 2	5- 1	4- 0				
2- 1	0- 0	0- 1	NEUTRAL	1- 0	1- 0	1- 0				

RPI 1-25				RPI 26-50				RPI 51-100				RPI 101+			
RPI	S	Opponent	Score	RPI	S	Opponent	Score	RPI	S	Opponent	Score	RPI	S	Opponent	Score
22	A	Kentucky	55 72	30	H	Rice	47 60	82	A	Fordham	49 61	105	A	Charlotte	62 55
				30	N	Rice	54 69	93	A	Troy	67 64	110	A	Old Dominion	65 70
				46	H	Belmont	38 45	95	A	Western Ky.	56 67	144	H	Georgia St.	69 54
								95	H	Western Ky.	81 69	146	A	Tennessee Tech	64 68
								100	A	UAB	72 77	168	N	Chattanooga	58 47
								100	H	UAB	60 44	172	H	Louisiana Tech	75 38
								100	N	UAB	75 65	174	H	UNC Asheville	67 46
												176	H	North Texas	61 46
												193	A	Furman	78 71
												195	H	Southern Miss.	66 49
												204	A	UNLV	66 62
												210	H	Vanderbilt	65 58
												211	N	Dartmouth	70 58
												222	H	Marshall	53 59
												259	A	UTEP	79 49
												259	N	UTEP	66 44
												302	A	UTSA	72 52
												307	A	Fla. Atlantic	74 55
												307	H	Fla. Atlantic	74 48
												322	A	FIU	49 43
												329	H	Mississippi Val.	101 51
LAST 12 Division I GAMES:															
				259	N	UTEP	66 44	307	H	Fla. Atlantic	74 48				
				100	N	UAB	75 65	100	A	UAB	72 77				
				30	N	Rice	54 69	222	H	Marshall	53 59				
				82	A	Fordham	49 61	95	H	Western Ky.	81 69				
				204	A	UNLV	66 62	110	A	Old Dominion	65 70				
				95	A	Western Ky.	56 67	105	A	Charlotte	62 55				

Non-Div I Games:

Middle Tenn.

■ Loss,
 ■ Non-Conf,
 ■ S Site,
 ■ Home
 ■ A Away
 N Neutral

Average RPI Win: 280		WON-LOST	WINNING	LAST 10	STRENGTH OF	OPP. STRENGTH	TEAM	ADJ.	CONF.	ADJ CONF.
Average RPI Loss: 96		RECORD	PCT. RANK	GAMES	SCHEDULE	OF SCHEDULE	RPI	RPI	RPI	RPI
DIV. I ONLY		15- 15	167	0- 1	263	184	197	197	21	21
DIV. I NON-CONF.		5- 6	177	0- 0	192	89	184	184	19	19
TOTALS		RPI 1-25	RPI 26-50		W-L RECORDS		RPI 51-100	RPI 101-999	RPI 150+	
15- 15	0- 2	0- 2		OVERALL		0- 4	15- 7	14- 2		
8- 6	0- 2	0- 0		HOME		0- 2	8- 2	7- 1		
6- 9	0- 0	0- 2		AWAY		0- 2	6- 5	6- 1		
1- 0	0- 0	0- 0		NEUTRAL		0- 0	1- 0	1- 0		
5- 6		0- 2		NON-CONFERENCE		0- 0	5- 2	5- 1		
2- 3	0- 2	0- 0		HOME		0- 0	2- 1	2- 1		
2- 3	0- 0	0- 2		AWAY		0- 0	2- 1	2- 0		
1- 0	0- 0	0- 0		NEUTRAL		0- 0	1- 0	1- 0		
10- 9		0- 0		CONFERENCE		0- 4	10- 5	9- 1		
6- 3	0- 0	0- 0		HOME		0- 2	6- 1	5- 0		
4- 6	0- 0	0- 0		AWAY		0- 2	4- 4	4- 1		
0- 0	0- 0	0- 0		NEUTRAL		0- 0	0- 0	0- 0		

RPI 1-25				RPI 26-50				RPI 51-100				RPI 101+ Team's RPI: 197			
RPI	S	Opponent	Score	RPI	S	Opponent	Score	RPI	S	Opponent	Score	RPI	S	Opponent	Score
12	H	Marquette	74 83	47	A	Indiana	66 68	58	A	Wright St.	57 61	121	A	Fresno St.	48 65
21	H	Florida St.	62 87	48	A	Saint Mary's (CA)	71 73	58	H	Wright St.	69 73	122	A	Youngstown St.	58 64
								69	A	Green Bay	45 59	122	A	Youngstown St.	47 67
								69	H	Green Bay	62 76	122	H	Youngstown St.	71 68
												135	A	IUPUI	55 76
												135	H	IUPUI	66 67
												159	N	UC Riverside	56 54
												186	H	Wisconsin	57 68
												224	A	North Dakota	64 46
												244	A	Northern Ky.	54 55
												244	H	Northern Ky.	59 38
												253	H	Columbia	78 65
												285	A	Cleveland St.	78 60
												285	H	Cleveland St.	59 53
												310	A	Oakland	79 52
												310	H	Oakland	83 53
												321	A	North Dakota St.	57 55
												334	H	Purdue Fort Wayne	70 48
												336	A	Detroit Mercy	62 44
												336	H	Detroit Mercy	59 34
												339	A	UIC	48 37
												339	H	UIC	72 53
LAST 12 Division I GAMES:															
				122	A	Youngstown St.	58 64					285	A	Cleveland St.	78 60
				135	A	IUPUI	55 76					244	H	Northern Ky.	59 38
				339	A	UIC	48 37					58	H	Wright St.	69 73
				310	H	Oakland	83 53					69	A	Green Bay	45 59
				336	H	Detroit Mercy	59 34					339	H	UIC	72 53
				122	A	Youngstown St.	47 67					135	H	IUPUI	66 67

Non-Div I Games:

Milwaukee

Loss, Non-Conf, S Site, H Home A Away N Neutral

Average RPI Win:	182	WON-LOST	WINNING	LAST 10	STRENGTH OF	OPP. STRENGTH	TEAM	ADJ.	CONF.	ADJ CONF.
Average RPI Loss:	69	RECORD	PCT. RANK	GAMES	SCHEDULE	OF SCHEDULE	RPI	RPI	RPI	RPI
DIV. I ONLY	20- 10	78	0- 1	173	67	108	108	4	4	
DIV. I NON-CONF.	11- 0	1	0- 0	346	174	110	110	6	6	
TOTALS	RPI 1-25	RPI 26-50	W-L RECORDS	RPI 51-100	RPI 101-999	RPI 150+				
20- 10	1- 2	3- 4	OVERALL	1- 2	15- 2	11- 1				
14- 4	1- 1	2- 0	HOME	0- 1	11- 2	9- 1				
6- 5	0- 1	1- 3	AWAY	1- 1	4- 0	2- 0				
0- 1	0- 0	0- 1	NEUTRAL	0- 0	0- 0	0- 0				
11- 0	1- 0	0- 0	NON-CONFERENCE	0- 0	10- 0	9- 0				
9- 0	1- 0	0- 0	HOME	0- 0	8- 0	8- 0				
2- 0	0- 0	0- 0	AWAY	0- 0	2- 0	1- 0				
0- 0	0- 0	0- 0	NEUTRAL	0- 0	0- 0	0- 0				
9- 10	0- 2	3- 4	CONFERENCE	1- 2	5- 2	2- 1				
5- 4	0- 1	2- 0	HOME	0- 1	3- 2	1- 1				
4- 5	0- 1	1- 3	AWAY	1- 1	2- 0	1- 0				
0- 1	0- 0	0- 1	NEUTRAL	0- 0	0- 0	0- 0				

RPI	S	Opponent	Score	RPI	S	Opponent	Score	RPI	S	Opponent	Score	RPI	S	Opponent	Score	Team's RPI: 108
7	H	Iowa	63 81	28	A	Rutgers	54 60	90	A	Purdue	65 45	101	H	Ohio St.	55 65	
10	H	Syracuse	72 68	28	H	Rutgers	60 46	90	H	Purdue	53 64	116	A	Northwestern	61 54	
14	A	Maryland	69 71	43	A	Michigan St.	68 86	94	A	Nebraska	57 63	116	H	Northwestern	73 64	
				43	H	Michigan St.	81 63					133	A	Boston College	77 69	
				45	A	Michigan	60 76					145	H	Penn St.	97 67	
				47	A	Indiana	65 61					186	A	Wisconsin	78 50	
				47	N	Indiana	58 66					186	H	Wisconsin	74 56	
												200	H	Cornell	65 45	
												218	A	Xavier	78 53	
												225	H	Illinois	62 66	
												260	H	Rhode Island	91 71	
												273	H	San Diego	53 48	
												297	H	Air Force	67 50	
												308	H	Incarinate Word	75 39	
												314	H	Coppin St.	84 52	
												318	H	New Hampshire	70 47	
												349	H	Ark.-Pine Bluff	84 42	
LAST 12 Division I GAMES:																
				47	N	Indiana	58 66					116	H	Northwestern	73 64	
				43	H	Michigan St.	81 63					47	A	Indiana	65 61	
				28	A	Rutgers	54 60					28	H	Rutgers	60 46	
				14	A	Maryland	69 71					116	A	Northwestern	61 54	
				145	H	Penn St.	97 67					101	H	Ohio St.	55 65	
				90	A	Purdue	65 45					90	H	Purdue	53 64	

Non-Div I Games:

Minnesota

■ Loss,
■ Non-Conf,
■ S Site,
■ H Home
■ A Away
N Neutral

Mississippi St.

Through Games Of March 16, 2019

Average RPI Win:	120	WON-LOST	WINNING	LAST 10	STRENGTH OF	OPP. STRENGTH	TEAM	ADJ.	CONF.	ADJ CONF.
Average RPI Loss:	18	RECORD	PCT. RANK	GAMES	SCHEDULE	OF SCHEDULE	RPI	RPI	RPI	RPI
DIV. I ONLY	30- 2	3	3- 0	46	30	8	8	5	5	
DIV. I NON-CONF.	12- 1	11	0- 0	78	46	14	14	5	5	
TOTALS	RPI 1-25	RPI 26-50	W-L RECORDS	RPI 51-100	RPI 101-999	RPI 150+				
30- 2	5- 1	3- 1	OVERALL	9- 0	13- 0	11- 0				
14- 1	3- 0	0- 1	HOME	3- 0	8- 0	7- 0				
13- 1	2- 1	2- 0	AWAY	4- 0	5- 0	4- 0				
3- 0	0- 0	1- 0	NEUTRAL	2- 0	0- 0	0- 0				
12- 1	1- 1	1- 0	NON-CONFERENCE	3- 0	7- 0	6- 0				
7- 0	1- 0	0- 0	HOME	1- 0	5- 0	5- 0				
5- 1	0- 1	1- 0	AWAY	2- 0	2- 0	1- 0				
0- 0	0- 0	0- 0	NEUTRAL	0- 0	0- 0	0- 0				
18- 1	4- 0	2- 1	CONFERENCE	6- 0	6- 0	5- 0				
7- 1	2- 0	0- 1	HOME	2- 0	3- 0	2- 0				
8- 0	2- 0	1- 0	AWAY	2- 0	3- 0	3- 0				
3- 0	0- 0	1- 0	NEUTRAL	2- 0	0- 0	0- 0				

RPI 1-25				RPI 26-50				RPI 51-100				RPI 101+			
RPI	S	Opponent	Score	RPI	S	Opponent	Score	RPI	S	Opponent	Score	RPI	S	Opponent	Score
5	A	Oregon	74 82	29	A	Texas	67 49	59	H	Tennessee	91 63	112	H	Georgia	80 71
12	H	Marquette	87 82	30	H	Missouri	67 75	59	N	Tennessee	83 68	136	A	Washington	103 56
16	A	Texas A&M	92 64	30	N	Missouri	71 56	60	A	Little Rock	98 63	157	A	Alabama	65 49
18	A	South Carolina	68 64	49	A	Auburn	85 59	61	H	Lamar University	104 53	193	H	Furman	106 41
18	H	South Carolina	89 74					67	A	Arkansas	93 69	195	A	Southern Miss.	86 42
22	H	Kentucky	86 71					67	N	Arkansas	101 70	210	H	Vanderbilt	86 70
								86	A	LSU	68 35	213	A	Florida	90 42
								86	H	LSU	76 56	239	A	Ole Miss	80 66
								97	A	Virginia	72 44	239	H	Ole Miss	80 49
												245	H	Southeast Mo. St.	88 53
												247	H	Jackson St.	105 38
												268	H	Louisiana	104 36
												314	H	Coppin St.	110 38
LAST 12 Division I GAMES:															
				59	N	Tennessee	83 68	239	A	Ole Miss	80 66				
				30	N	Missouri	71 56	16	A	Texas A&M	92 64				
				67	N	Arkansas	101 70	30	H	Missouri	67 75				
				18	A	South Carolina	68 64	59	H	Tennessee	91 63				
				86	H	LSU	76 56	157	A	Alabama	65 49				
				210	H	Vanderbilt	86 70	86	A	LSU	68 35				

Non-Div I Games:

Mississippi St.

■ Loss,
 ■ Non-Conf,
 ■ S Site,
 ■ H Home
 ■ A Away
 N Neutral

Average RPI Win:	274	WON-LOST	WINNING	LAST 10	STRENGTH OF	OPP. STRENGTH	TEAM	ADJ.	CONF.	ADJ CONF.
Average RPI Loss:	207	RECORD	PCT. RANK	GAMES	SCHEDULE	OF SCHEDULE	RPI	RPI	RPI	RPI
DIV. I ONLY	6- 24	320	0- 1	285	336	329	329	29	29	
DIV. I NON-CONF.	1- 10	329	0- 0	99	317	278	278	28	28	
TOTALS	RPI 1-25	RPI 26-50	W-L RECORDS	RPI 51-100	RPI 101-999	RPI 150+				
6- 24	0- 0	0- 0	OVERALL	0- 3	6- 21	6- 20				
3- 7	0- 0	0- 0	HOME	0- 0	3- 7	3- 7				
3- 16	0- 0	0- 0	AWAY	0- 2	3- 14	3- 13				
0- 1	0- 0	0- 0	NEUTRAL	0- 1	0- 0	0- 0				
1- 10	0- 0	0- 0	NON-CONFERENCE	0- 3	1- 7	1- 6				
0- 1	0- 0	0- 0	HOME	0- 0	0- 1	0- 1				
1- 8	0- 0	0- 0	AWAY	0- 2	1- 6	1- 5				
0- 1	0- 0	0- 0	NEUTRAL	0- 1	0- 0	0- 0				
5- 14	0- 0	0- 0	CONFERENCE	0- 0	5- 14	5- 14				
3- 6	0- 0	0- 0	HOME	0- 0	3- 6	3- 6				
2- 8	0- 0	0- 0	AWAY	0- 0	2- 8	2- 8				
0- 0	0- 0	0- 0	NEUTRAL	0- 0	0- 0	0- 0				

RPI S	Opponent	Score	RPI S	Opponent	Score	RPI S	Opponent	Score	RPI S	Opponent	Score	Team's RPI: 329
57	A TCU	47	96	113	A UT Martin	51	110	152	A Southern U.	44	51	
64	A Middle Tenn.	51	101	152	A Southern U.	67	74	152	H Southern U.	46	67	
93	N Troy	54	75	166	A Nicholls St.	47	72	188	A Prairie View	55	91	
				188	H Prairie View	65	75	190	A Arkansas St.	57	60	
				195	A Southern Miss.	60	67	199	H North Ala.	72	86	
				207	A Grambling	54	52	207	H Grambling	79	61	
				227	A Texas Southern	45	73	227	H Texas Southern	50	68	
				232	A SMU	47	62	247	A Jackson St.	56	87	
				247	H Jackson St.	86	87	261	A Austin Peay	95	89	
				269	A Alabama St.	67	73	269	H Alabama St.	64	62	
				300	A La.-Monroe	65	72	301	A Alabama A&M	70	78	
				301	H Alabama A&M	60	80	349	A Ark.-Pine Bluff	62	56	
				349	H Ark.-Pine Bluff	82	63	350	A Alcorn	63	73	
				152	A Southern U.	44	51	152	H Southern U.	46	67	
				349	H Ark.-Pine Bluff	82	63	350	H Alcorn	80	81	
				207	H Grambling	79	61	269	A Alabama St.	67	73	
				247	H Jackson St.	86	87	301	A Alabama A&M	70	78	
				227	A Texas Southern	45	73	207	A Grambling	54	52	
				188	A Prairie View	55	91	247	A Jackson St.	56	87	

LAST 12 Division I GAMES:

Non-Div I Games:

Mississippi Val.

■ Loss,
 ■ Non-Conf,
 ■ S Site,
 ■ H Home
 ■ A Away
 N Neutral

RPI	S	Opponent	Score
350	H	Alcorn	80 81

Mississippi Val.
a
l
.

M
i
s
s
i
s
s
i
p
p
i
V
a
l
.

M
i
s
s
i
s
s
i
p
p
i
V
a
l
.

Average RPI Win:	128	WON-LOST	WINNING	LAST 10	STRENGTH OF	OPP. STRENGTH	TEAM	ADJ.	CONF.	ADJ CONF.
Average RPI Loss:	61	RECORD	PCT. RANK	GAMES	SCHEDULE	OF SCHEDULE	RPI	RPI	RPI	RPI
DIV. I ONLY	23- 10	67	2- 0	26	59	30	30	5	5	
DIV. I NON-CONF.	11- 3	56	0- 0	64	112	39	39	5	5	
TOTALS	RPI 1-25	RPI 26-50	W-L RECORDS	RPI 51-100	RPI 101-999	RPI 150+				
23- 10	3- 3	2- 3	OVERALL	6- 3	12- 1	11- 1				
12- 3	1- 0	1- 1	HOME	2- 2	8- 0	7- 0				
7- 5	1- 2	0- 1	AWAY	3- 1	3- 1	3- 1				
4- 2	1- 1	1- 1	NEUTRAL	1- 0	1- 0	1- 0				
11- 3	0- 0	1- 2	NON-CONFERENCE	3- 1	7- 0	7- 0				
5- 2	0- 0	0- 1	HOME	1- 1	4- 0	4- 0				
4- 0	0- 0	0- 0	AWAY	1- 0	3- 0	3- 0				
2- 1	0- 0	1- 1	NEUTRAL	1- 0	0- 0	0- 0				
12- 7	3- 3	1- 1	CONFERENCE	3- 2	5- 1	4- 1				
7- 1	1- 0	1- 0	HOME	1- 1	4- 0	3- 0				
3- 5	1- 2	0- 1	AWAY	2- 1	0- 1	0- 1				
2- 1	1- 1	0- 0	NEUTRAL	0- 0	1- 0	1- 0				

RPI	S	Opponent	Score	RPI	S	Opponent	Score	Team's RPI: 30	RPI	S	Opponent	Score	RPI	S	Opponent	Score
8	A	Mississippi St.	75 67	39	H	South Dakota	61 74		59	A	Tennessee	66 64	112	H	Georgia	61 35
8	N	Mississippi St.	56 71	40	N	Quinnipiac	65 51		59	H	Tennessee	60 62	157	H	Alabama	82 47
16	H	Texas A&M	70 65	45	N	Michigan	54 70		65	H	Missouri St.	65 61	162	H	Texas St.	69 50
18	A	South Carolina	65 79	49	A	Auburn	54 58		67	A	Arkansas	73 67	184	A	Saint Louis	74 62
22	A	Kentucky	41 52	49	H	Auburn	74 65		67	H	Arkansas	71 53	190	H	Arkansas St.	70 50
22	N	Kentucky	70 68						69	H	Green Bay	49 56	210	H	Vanderbilt	69 46
									78	N	Duke	62 54	213	A	Florida	56 58
									79	A	West Virginia	68 51	213	N	Florida	87 56
									86	A	LSU	51 61	225	A	Illinois	67 45
													228	H	UMKC	66 59
													238	H	SIUE	59 36
													239	H	Ole Miss	78 55
													241	A	Western Ill.	89 64
LAST 12 Division I GAMES:																
213	N	Florida	87 56	67	A	Arkansas	73 67									
22	N	Kentucky	70 68	49	A	Auburn	54 58									
8	N	Mississippi St.	56 71	59	H	Tennessee	60 62									
78	N	Duke	62 54	8	A	Mississippi St.	75 67									
40	N	Quinnipiac	65 51	210	H	Vanderbilt	69 46									
157	H	Alabama	82 47	16	H	Texas A&M	70 65									

Non-Div I Games:

Missouri

■ Loss,
■ Non-Conf, S Site,
■ Home
■ Away
N Neutral

Average RPI Win:	193	WON-LOST	WINNING	LAST 10	STRENGTH OF	OPP. STRENGTH	TEAM	ADJ.	CONF.	ADJ CONF.
Average RPI Loss:	97	RECORD	PCT. RANK	GAMES	SCHEDULE	OF SCHEDULE	RPI	RPI	RPI	RPI
DIV. I ONLY	22- 9	58	1- 0	98	137	65	65	13	13	
DIV. I NON-CONF.	4- 7	228	0- 0	83	42	175	175	15	15	
TOTALS	RPI 1-25	RPI 26-50	W-L RECORDS	RPI 51-100	RPI 101-999	RPI 150+				
22- 9	1- 2	0- 3	OVERALL	4- 0	17- 4	16- 3				
9- 4	0- 2	0- 1	HOME	2- 0	7- 1	7- 0				
9- 5	1- 0	0- 2	AWAY	1- 0	7- 3	6- 3				
4- 0	0- 0	0- 0	NEUTRAL	1- 0	3- 0	3- 0				
4- 7	0- 1	0- 3	NON-CONFERENCE	1- 0	3- 3	3- 3				
2- 2	0- 1	0- 1	HOME	1- 0	1- 0	1- 0				
0- 5	0- 0	0- 2	AWAY	0- 0	0- 3	0- 3				
2- 0	0- 0	0- 0	NEUTRAL	0- 0	2- 0	2- 0				
18- 2	1- 1	0- 0	CONFERENCE	3- 0	14- 1	13- 0				
7- 2	0- 1	0- 0	HOME	1- 0	6- 1	6- 0				
9- 0	1- 0	0- 0	AWAY	1- 0	7- 0	6- 0				
2- 0	0- 0	0- 0	NEUTRAL	1- 0	1- 0	1- 0				

RPI 1-25				RPI 26-50				RPI 51-100				Team's RPI: 65		RPI 101+			
RPI	S	Opponent	Score	RPI	S	Opponent	Score	RPI	S	Opponent	Score			RPI	S	Opponent	Score
13	H	Gonzaga	67 70	30	A	Missouri	61 65	60	H	Little Rock	48 44			132	A	Illinois St.	59 47
17	A	Drake	85 79	39	H	South Dakota	74 85	88	A	UNI	63 58			132	H	Illinois St.	56 60
17	H	Drake	61 70	47	A	Indiana	74 98	88	H	UNI	58 48			153	A	Bradley	68 56
								88	N	UNI	89 64			153	H	Bradley	82 60
														155	A	Southern Ill.	70 58
														155	H	Southern Ill.	66 51
														163	A	Santa Clara	73 77
														172	N	Louisiana Tech	82 70
														176	A	North Texas	76 83
														220	H	Ball St.	74 54
														238	N	SIUE	68 65
														248	A	Indiana St.	76 66
														248	H	Indiana St.	71 58
														254	A	Loyola Chicago	85 58
														254	H	Loyola Chicago	84 49
														254	N	Loyola Chicago	59 50
														258	A	Wichita St.	60 63
														303	A	Valparaiso	77 58
														303	H	Valparaiso	108 63
														331	A	Evansville	88 46
														331	H	Evansville	88 66
LAST 12 Division I GAMES:																	
				88	N	UNI	89 64	254	A	Loyola Chicago	85 58						
				254	N	Loyola Chicago	59 50	303	A	Valparaiso	77 58						
				248	A	Indiana St.	76 66	153	H	Bradley	82 60						
				331	A	Evansville	88 46	132	H	Illinois St.	56 60						
				17	H	Drake	61 70	155	A	Southern Ill.	70 58						
				88	H	UNI	58 48	88	A	UNI	63 58						

Non-Div I Games:

Missouri St.

■ Loss,
 ■ Non-Conf,
 ■ S Site,
 ■ H Home
 ■ A Away
 N Neutral

[illegible]

Non-Div I Games:

Average RPI Win:	206	WON-LOST	WINNING	LAST 10	STRENGTH OF	OPP. STRENGTH	TEAM	ADJ.	CONF.	ADJ CONF.
Average RPI Loss:	141	RECORD	PCT. RANK	GAMES	SCHEDULE	OF SCHEDULE	RPI	RPI	RPI	RPI
DIV. I ONLY	13- 16	207	0- 1	151	168	187	187	16	16	
DIV. I NON-CONF.	4- 4	162	0- 0	34	129	80	80	12	12	
TOTALS	RPI 1-25	RPI 26-50	W-L RECORDS	RPI 51-100	RPI 101-999	RPI 150+				
13- 16	0- 1	0- 1	OVERALL	2- 2	11- 12	8- 5				
9- 4	0- 0	0- 1	HOME	2- 0	7- 3	4- 1				
3- 11	0- 1	0- 0	AWAY	0- 2	3- 8	3- 3				
1- 1	0- 0	0- 0	NEUTRAL	0- 0	1- 1	1- 1				
4- 4	0- 1	0- 1	NON-CONFERENCE	1- 1	3- 1	2- 0				
2- 1	0- 0	0- 1	HOME	1- 0	1- 0	0- 0				
1- 3	0- 1	0- 0	AWAY	0- 1	1- 1	1- 0				
1- 0	0- 0	0- 0	NEUTRAL	0- 0	1- 0	1- 0				
9- 12	0- 0	0- 0	CONFERENCE	1- 1	8- 11	6- 5				
7- 3	0- 0	0- 0	HOME	1- 0	6- 3	4- 1				
2- 8	0- 0	0- 0	AWAY	0- 1	2- 7	2- 3				
0- 1	0- 0	0- 0	NEUTRAL	0- 0	0- 1	0- 1				

RPI 1-25				RPI 26-50				RPI 51-100				RPI 101+				Team's RPI: 187	
RPI	S	Opponent	Score	RPI	S	Opponent	Score	RPI	S	Opponent	Score	RPI	S	Opponent	Score		
13	A	Gonzaga	52 76	39	H	South Dakota	41 64	71	H	UC Davis	62 56	106	A	Portland St.	60 78		
								80	A	Arizona	51 100	106	H	Portland St.	73 70		
								84	A	Idaho	68 76	109	A	Idaho St.	34 50		
								84	H	Idaho	82 79	109	H	Idaho St.	60 59		
												126	H	Northern Ill.	86 70		
												128	A	Northern Colo.	61 79		
												128	H	Northern Colo.	62 73		
												136	A	Washington	54 69		
												148	A	Montana St.	52 74		
												148	H	Montana St.	71 75		
												181	A	Eastern Wash.	64 67		
												181	H	Eastern Wash.	62 68		
												194	N	Saint Francis (PA)	79 77		
												223	A	Northern Ariz.	65 82		
												223	H	Northern Ariz.	78 62		
												265	A	Sacramento St.	88 86		
												265	H	Sacramento St.	75 67		
												272	A	Southern Utah	56 71		
												272	H	Southern Utah	79 57		
												272	N	Southern Utah	56 64		
												313	A	Weber St.	72 60		
												313	H	Weber St.	64 56		
												342	A	Grand Canyon	69 47		
LAST 12 Division I GAMES:																	
				272	N	Southern Utah	56 64					272	A	Southern Utah	56 71		
				194	N	Saint Francis (PA)	79 77					128	A	Northern Colo.	61 79		
				71	H	UC Davis	62 56					148	H	Montana St.	71 75		
				265	H	Sacramento St.	75 67					109	H	Idaho St.	60 59		
				106	H	Portland St.	73 70					313	H	Weber St.	64 56		
				223	A	Northern Ariz.	65 82					181	A	Eastern Wash.	64 67		

Non-Div I Games: Providence (MT) 90 45

Montana

Loss, Non-Conf, S Site, H Home A Away N Neutral

Average RPI Win:	234	WON-LOST	WINNING	LAST 10	STRENGTH OF	OPP. STRENGTH	TEAM	ADJ.	CONF.	ADJ CONF.
Average RPI Loss:	98	RECORD	PCT. RANK	GAMES	SCHEDULE	OF SCHEDULE	RPI	RPI	RPI	RPI
DIV. I ONLY	15- 15	167	0- 1	123	160	148	148	16	16	
DIV. I NON-CONF.	4- 5	190	0- 0	52	66	103	103	12	12	
TOTALS	RPI 1-25	RPI 26-50	W-L RECORDS	RPI 51-100	RPI 101-999	RPI 150+				
15- 15	0- 1	0- 1	OVERALL	0- 5	15- 8	13- 2				
7- 6	0- 0	0- 1	HOME	0- 1	7- 4	7- 1				
7- 8	0- 1	0- 0	AWAY	0- 4	7- 3	6- 1				
1- 1	0- 0	0- 0	NEUTRAL	0- 0	1- 1	0- 0				
4- 5	0- 1	0- 1	NON-CONFERENCE	0- 3	4- 0	3- 0				
2- 1	0- 0	0- 1	HOME	0- 0	2- 0	2- 0				
1- 4	0- 1	0- 0	AWAY	0- 3	1- 0	1- 0				
1- 0	0- 0	0- 0	NEUTRAL	0- 0	1- 0	0- 0				
11- 10	0- 0	0- 0	CONFERENCE	0- 2	11- 8	10- 2				
5- 5	0- 0	0- 0	HOME	0- 1	5- 4	5- 1				
6- 4	0- 0	0- 0	AWAY	0- 1	6- 3	5- 1				
0- 1	0- 0	0- 0	NEUTRAL	0- 0	0- 1	0- 0				

RPI 1-25				RPI 26-50				RPI 51-100				RPI 101+				Team's RPI: 148	
RPI	S	Opponent	Score	RPI	S	Opponent	Score	RPI	S	Opponent	Score	RPI	S	Opponent	Score		
12	A	Marquette	52 100	26	H	South Dakota St.	67 88	57	A	TCU	49 71	106	A	Portland St.	53 55		
								62	A	Wyoming	58 66	106	H	Portland St.	55 68		
								76	A	SFA	53 60	106	N	Portland St.	56 68		
								84	A	Idaho	65 90	109	A	Idaho St.	43 61		
								84	H	Idaho	66 82	109	H	Idaho St.	49 62		
												128	A	Northern Colo.	79 66		
												128	H	Northern Colo.	73 84		
												138	N	Delaware	69 60		
												162	A	Texas St.	67 59		
												181	A	Eastern Wash.	61 47		
												181	H	Eastern Wash.	87 89		
												187	A	Montana	75 71		
												187	H	Montana	74 52		
												223	A	Northern Ariz.	72 76		
												223	H	Northern Ariz.	80 70		
												265	A	Sacramento St.	69 53		
												265	H	Sacramento St.	64 58		
												272	A	Southern Utah	70 55		
												272	H	Southern Utah	69 64		
												274	H	Long Beach St.	85 62		
LAST 12 Division I GAMES:																	
				106	N	Portland St.	56 68					187	A	Montana	75 71		
				162	A	Texas St.	67 59					313	H	Weber St.	72 59		
				106	H	Portland St.	55 68					109	H	Idaho St.	49 62		
				265	H	Sacramento St.	64 58					84	A	Idaho	65 90		
				272	A	Southern Utah	70 55					181	A	Eastern Wash.	61 47		
				223	A	Northern Ariz.	72 76					128	H	Northern Colo.	73 84		

Non-Div I Games: Carroll (MT) 64 48

Montana St.

Loss, Non-Conf, S Site, H Home A Away N Neutral

Average RPI Win: 250	WON-LOST	WINNING	LAST 10	STRENGTH OF	OPP. STRENGTH	TEAM	ADJ.	CONF.	ADJ CONF.
Average RPI Loss: 141	RECORD	PCT. RANK	GAMES	SCHEDULE	OF SCHEDULE	RPI	RPI	RPI	RPI
DIV. I ONLY	21- 10	73	1- 1	235	284	131	131	22	22
DIV. I NON-CONF.	7- 4	108	0- 0	198	290	119	119	23	23
TOTALS	RPI 1-25	RPI 26-50	W-L RECORDS	RPI 51-100	RPI 101-999	RPI 150+			
21- 10	0- 2	0- 2	OVERALL	1- 0	20- 6	17- 5			
11- 3	0- 0	0- 1	HOME	0- 0	11- 2	9- 2			
9- 6	0- 2	0- 1	AWAY	1- 0	8- 3	7- 3			
1- 1	0- 0	0- 0	NEUTRAL	0- 0	1- 1	1- 0			
7- 4	0- 2	0- 0	NON-CONFERENCE	1- 0	6- 2	6- 2			
4- 1	0- 0	0- 0	HOME	0- 0	4- 1	4- 1			
3- 3	0- 2	0- 0	AWAY	1- 0	2- 1	2- 1			
0- 0	0- 0	0- 0	NEUTRAL	0- 0	0- 0	0- 0			
14- 6	0- 0	0- 2	CONFERENCE	0- 0	14- 4	11- 3			
7- 2	0- 0	0- 1	HOME	0- 0	7- 1	5- 1			
6- 3	0- 0	0- 1	AWAY	0- 0	6- 2	5- 2			
1- 1	0- 0	0- 0	NEUTRAL	0- 0	1- 1	1- 0			

RPI 1-25				RPI 26-50				RPI 51-100				RPI 101+ Team's RPI: 131			
RPI	S	Opponent	Score	RPI	S	Opponent	Score	RPI	S	Opponent	Score	RPI	S	Opponent	Score
2	A	Baylor	58 96	46	A	Belmont	50 77	81	A	Radford	79 72	113	H	UT Martin	85 75
22	A	Kentucky	57 87	46	H	Belmont	57 77					113	N	UT Martin	58 68
												146	A	Tennessee Tech	73 70
												146	H	Tennessee Tech	77 56
												194	A	Saint Francis (PA)	83 89
												203	A	N.C. A&T	72 67
												215	A	Jacksonville St.	57 68
												215	H	Jacksonville St.	66 55
												215	N	Jacksonville St.	77 60
												238	A	SIUE	73 67
												243	A	Gardner-Webb	84 69
												245	H	Southeast Mo. St.	82 54
												249	H	St. Francis Brooklyn	94 101
												261	A	Austin Peay	80 81
												261	H	Austin Peay	75 84
												263	A	Murray St.	83 61
												263	H	Murray St.	80 71
												295	A	Eastern Ill.	67 57
												303	H	Valparaiso	68 62
												305	A	Tennessee St.	85 62
												305	H	Tennessee St.	71 55
												330	H	Lipscomb	79 44
												331	H	Evansville	85 63
												333	A	Eastern Ky.	64 61
												333	H	Eastern Ky.	68 52
												348	H	Chicago St.	104 68
LAST 12 Division I GAMES:															
				215	N	Jacksonville St.	77 60					333	H	Eastern Ky.	68 52
				113	N	UT Martin	58 68					261	H	Austin Peay	75 84
				333	A	Eastern Ky.	64 61					46	H	Belmont	57 77
				263	H	Murray St.	80 71					305	H	Tennessee St.	71 55
				146	A	Tennessee Tech	73 70					295	A	Eastern Ill.	67 57
				215	A	Jacksonville St.	57 68					238	A	SIUE	73 67

Non-Div I Games: Alice Lloyd 121 56 Ky. Christian 119 28

Morehead St.

■ Loss,
 ■ Non-Conf,
 ■ S Site,
 ■ Home
 ■ A Away
 N Neutral

Average RPI Win: 309		WON-LOST	WINNING	LAST 10	STRENGTH OF	OPP. STRENGTH	TEAM	ADJ.	CONF.	ADJ CONF.
Average RPI Loss: 203		RECORD	PCT. RANK	GAMES	SCHEDULE	OF SCHEDULE	RPI	RPI	RPI	RPI
DIV. I ONLY		9- 20	269	0- 1	320	329	311	311	32	32
DIV. I NON-CONF.		1- 11	335	0- 0	178	211	327	327	32	32
TOTALS		RPI 1-25	RPI 26-50	W-L RECORDS	RPI 51-100	RPI 101-999	RPI 150+			
9- 20	0- 1		0- 1	OVERALL	0- 3	9- 15	9- 13			
5- 6	0- 0		0- 0	HOME	0- 0	5- 6	5- 6			
4- 10	0- 0		0- 1	AWAY	0- 3	4- 6	4- 5			
0- 4	0- 1		0- 0	NEUTRAL	0- 0	0- 3	0- 2			
1- 11	0- 1		0- 1	NON-CONFERENCE	0- 3	1- 6	1- 4			
1- 2	0- 0		0- 0	HOME	0- 0	1- 2	1- 2			
0- 6	0- 0		0- 1	AWAY	0- 3	0- 2	0- 1			
0- 3	0- 1		0- 0	NEUTRAL	0- 0	0- 2	0- 1			
8- 9	0- 0		0- 0	CONFERENCE	0- 0	8- 9	8- 9			
4- 4	0- 0		0- 0	HOME	0- 0	4- 4	4- 4			
4- 4	0- 0		0- 0	AWAY	0- 0	4- 4	4- 4			
0- 1	0- 0		0- 0	NEUTRAL	0- 0	0- 1	0- 1			

RPI 1-25			
RPI	S	Opponent	Score
14	N	Maryland	44 68
RPI 26-50			
RPI	S	Opponent	Score
45	A	Michigan	47 70
RPI 51-100			
RPI	S	Opponent	Score
76	A	SFA	42 69
79	A	West Virginia	37 72
95	A	Western Ky.	43 90
RPI 101+			
RPI	S	Opponent	Score
103	A	Hartford	59 80
112	N	Georgia	33 60
201	H	Bethune-Cookman	69 73
203	A	N.C. A&T	29 62
205	A	UMES	57 53
205	H	UMES	68 73
229	A	Howard	56 79
229	H	Howard	62 74
251	H	Norfolk St.	49 64
271	N	Niagara	57 67
299	A	South Carolina St.	63 61
299	H	South Carolina St.	62 51
304	H	UMBC	68 73
314	A	Coppin St.	74 57
314	H	Coppin St.	70 47
314	N	Coppin St.	48 50
322	A	FIU	50 59
327	H	Central Conn. St.	36 60
328	H	UMass Lowell	61 49
335	A	N.C. Central	65 62
340	A	Delaware St.	57 62
345	A	Savannah St.	35 53
345	H	Savannah St.	63 47
346	H	Florida A&M	75 71
Team's RPI: 311			
LAST 12 Division I GAMES:			
314	N	Coppin St.	48 50
271	N	Niagara	57 67
314	H	Coppin St.	70 47
205	A	UMES	57 53
340	A	Delaware St.	57 62
229	H	Howard	62 74
251	H	Norfolk St.	49 64
345	A	Savannah St.	35 53
299	A	South Carolina St.	63 61
314	A	Coppin St.	74 57
346	H	Florida A&M	75 71
201	H	Bethune-Cookman	69 73

Non-Div I Games:	Lincoln (PA)	46	51	Washington Adventis	60	43
------------------	--------------	----	----	---------------------	----	----

Morgan St.

Loss, Non-Conf, S Site, H Home A Away N Neutral

Average RPI Win: 263
Average RPI Loss: 204

Average RPI Win: 263		WON-LOST	WINNING	LAST 10	STRENGTH OF	OPP. STRENGTH	TEAM	ADJ.	CONF.	ADJ CONF.
Average RPI Loss: 204		RECORD	PCT. RANK	GAMES	SCHEDULE	OF SCHEDULE	RPI	RPI	RPI	RPI
DIV. I ONLY		14- 16	191	1- 0	262	345	221	221	31	31
DIV. I NON-CONF.		5- 5	162	0- 0	102	264	109	109	31	31
TOTALS	RPI 1-25	RPI 26-50		W-L RECORDS		RPI 51-100	RPI 101-999	RPI 150+		
14- 16	0- 0	0- 1		OVERALL		1- 1	13- 14	12- 13		
8- 4	0- 0	0- 0		HOME		1- 0	7- 4	6- 4		
6- 12	0- 0	0- 1		AWAY		0- 1	6- 10	6- 9		
0- 0	0- 0	0- 0		NEUTRAL		0- 0	0- 0	0- 0		
5- 5	0- 0	0- 1		NON-CONFERENCE		1- 1	4- 3	3- 2		
2- 1	0- 0	0- 0		HOME		1- 0	1- 1	0- 1		
3- 4	0- 0	0- 1		AWAY		0- 1	3- 2	3- 1		
0- 0	0- 0	0- 0		NEUTRAL		0- 0	0- 0	0- 0		
9- 11	0- 0	0- 0		CONFERENCE		0- 0	9- 11	9- 11		
6- 3	0- 0	0- 0		HOME		0- 0	6- 3	6- 3		
3- 8	0- 0	0- 0		AWAY		0- 0	3- 8	3- 8		
0- 0	0- 0	0- 0		NEUTRAL		0- 0	0- 0	0- 0		

[illegible]

Non-Div I Games: Washington Col. 74 50

Mt. St. Mary's

Loss, Non-Conf, S Site, H Home A Away N Neutral

RPI	S	Opponent	Score
351	H	LIU Brooklyn	61 45

Mt. St. Mary's

M
t
.
S
t
.
M
a
r
y
'
s

M
t
.
S
t
.
M
a
r
y
'
s

Average RPI Win:	267	WON-LOST	WINNING	LAST 10	STRENGTH OF	OPP. STRENGTH	TEAM	ADJ.	CONF.	ADJ CONF.
Average RPI Loss:	165	RECORD	PCT. RANK	GAMES	SCHEDULE	OF SCHEDULE	RPI	RPI	RPI	RPI
DIV. I ONLY	11- 17	233	0- 1	270	247	263	263	22	22	
DIV. I NON-CONF.	2- 7	288	0- 0	271	147	323	323	23	23	
TOTALS	RPI 1-25	RPI 26-50	W-L RECORDS	RPI 51-100	RPI 101-999	RPI 150+				
11- 17	0- 1	0- 1	OVERALL	0- 2	11- 13	10- 8				
8- 5	0- 0	0- 1	HOME	0- 0	8- 4	7- 3				
3- 11	0- 1	0- 0	AWAY	0- 2	3- 8	3- 5				
0- 1	0- 0	0- 0	NEUTRAL	0- 0	0- 1	0- 0				
2- 7	0- 1	0- 0	NON-CONFERENCE	0- 2	2- 4	2- 4				
2- 2	0- 0	0- 0	HOME	0- 0	2- 2	2- 2				
0- 5	0- 1	0- 0	AWAY	0- 2	0- 2	0- 2				
0- 0	0- 0	0- 0	NEUTRAL	0- 0	0- 0	0- 0				
9- 10	0- 0	0- 1	CONFERENCE	0- 0	9- 9	8- 4				
6- 3	0- 0	0- 1	HOME	0- 0	6- 2	5- 1				
3- 6	0- 0	0- 0	AWAY	0- 0	3- 6	3- 3				
0- 1	0- 0	0- 0	NEUTRAL	0- 0	0- 1	0- 0				

RPI 1-25				RPI 26-50				RPI 51-100				RPI 101+ Team's RPI: 263			
RPI	S	Opponent	Score	RPI	S	Opponent	Score	RPI	S	Opponent	Score	RPI	S	Opponent	Score
22	A	Kentucky	49 88	46	H	Belmont	58 65	59	A	Tennessee	77 98	113	A	UT Martin	67 75
								74	A	Butler	65 86	113	H	UT Martin	76 73
												113	N	UT Martin	56 77
												131	A	Morehead St.	71 80
												131	H	Morehead St.	61 83
												146	A	Tennessee Tech	65 74
												155	H	Southern Ill.	59 65
												190	A	Arkansas St.	63 74
												215	A	Jacksonville St.	64 59
												225	A	Illinois	52 84
												238	A	SIUE	54 71
												238	H	SIUE	81 75
												245	A	Southeast Mo. St.	64 59
												245	H	Southeast Mo. St.	82 74
												261	A	Austin Peay	56 59
												261	H	Austin Peay	77 72
												295	A	Eastern Ill.	67 75
												295	H	Eastern Ill.	60 51
												301	H	Alabama A&M	53 59
												305	H	Tennessee St.	61 65
												330	H	Lipscomb	97 61
												331	H	Evansville	81 53
												333	A	Eastern Ky.	76 63
												333	H	Eastern Ky.	81 63
LAST 12 Division I GAMES:															
				113	N	UT Martin	56 77	333	A	Eastern Ky.	76 63				
				261	H	Austin Peay	77 72	238	H	SIUE	81 75				
				131	A	Morehead St.	71 80	295	H	Eastern Ill.	60 51				
				245	H	Southeast Mo. St.	82 74	146	A	Tennessee Tech	65 74				
				113	H	UT Martin	76 73	215	A	Jacksonville St.	64 59				
				261	A	Austin Peay	56 59	305	H	Tennessee St.	61 65				

Non-Div I Games: Oakland City 113 55 Bethel (TN) 86 50

Murray St.

Loss, Non-Conf, S Site, H Home A Away N Neutral

Average RPI Win:	299	WON-LOST	WINNING	LAST 10	STRENGTH OF	OPP. STRENGTH	TEAM	ADJ.	CONF.	ADJ CONF.
Average RPI Loss:	167	RECORD	PCT. RANK	GAMES	SCHEDULE	OF SCHEDULE	RPI	RPI	RPI	RPI
DIV. I ONLY	19- 10	88	1- 0	345	326	203	203	32	32	
DIV. I NON-CONF.	2- 9	297	0- 0	292	135	309	309	32	32	
TOTALS	RPI 1-25	RPI 26-50	W-L RECORDS	RPI 51-100	RPI 101-999	RPI 150+				
19- 10	0- 0	0- 0	OVERALL	0- 3	19- 7	19- 5				
8- 3	0- 0	0- 0	HOME	0- 1	8- 2	8- 1				
10- 4	0- 0	0- 0	AWAY	0- 1	10- 3	10- 3				
1- 3	0- 0	0- 0	NEUTRAL	0- 1	1- 2	1- 1				
2- 9	0- 0	0- 0	NON-CONFERENCE	0- 3	2- 6	2- 4				
0- 3	0- 0	0- 0	HOME	0- 1	0- 2	0- 1				
2- 4	0- 0	0- 0	AWAY	0- 1	2- 3	2- 3				
0- 2	0- 0	0- 0	NEUTRAL	0- 1	0- 1	0- 0				
17- 1	0- 0	0- 0	CONFERENCE	0- 0	17- 1	17- 1				
8- 0	0- 0	0- 0	HOME	0- 0	8- 0	8- 0				
8- 0	0- 0	0- 0	AWAY	0- 0	8- 0	8- 0				
1- 1	0- 0	0- 0	NEUTRAL	0- 0	1- 1	1- 1				

RPI 1-25			RPI 26-50			RPI 51-100			RPI 101+ Team's RPI: 203		
RPI	S	Opponent	Score	RPI	S	Opponent	Score	RPI	S	Opponent	Score
								131	H	Morehead St.	67 72
						54 N Maine	52 58	141	N	Yale	49 59
						92 H VCU	48 54	164	H	Akron	36 49
						97 A Virginia	57 67	201	A	Bethune-Cookman	72 48
								205	A	UMES	51 49
								205	H	UMES	70 58
								229	A	Howard	63 58
								240	A	Elon	64 73
								242	A	ETSU	56 61
								251	A	Norfolk St.	49 44
								251	N	Norfolk St.	43 60
								256	A	Navy	49 72
								299	A	South Carolina St.	58 44
								299	H	South Carolina St.	59 52
								307	A	Fla. Atlantic	67 65
								311	H	Morgan St.	62 29
								314	H	Coppin St.	66 42
								335	A	N.C. Central	52 49
								335	H	N.C. Central	86 52
								335	N	N.C. Central	79 49
								340	A	Delaware St.	67 47
								340	H	Delaware St.	72 49
								341	A	Western Caro.	69 51
								345	H	Savannah St.	73 69
								346	A	Florida A&M	56 48
								346	H	Florida A&M	77 53
LAST 12 Division I GAMES:											
						335 N N.C. Central	79 49	299	H	South Carolina St.	59 52
						251 N Norfolk St.	43 60	251	A	Norfolk St.	49 44
						141 N Yale	49 59	229	A	Howard	63 58
						335 H N.C. Central	86 52	205	H	UMES	70 58
						346 H Florida A&M	77 53	340	H	Delaware St.	72 49
						345 H Savannah St.	73 69	201	A	Bethune-Cookman	72 48

Non-Div I Games: Winston-Salem 60 56 Johnson C. Smith 50 53

N.C. A&T

Loss, Non-Conf, S Site, H Home A Away N Neutral

WON-LOST				WINNING		LAST 10		STRENGTH OF		OPP. STRENGTH		TEAM		ADJ.		CONF.		ADJ CONF.	
Average RPI Win: 325		WON-LOST		WINNING		LAST 10		STRENGTH OF		OPP. STRENGTH		TEAM		ADJ.		CONF.		ADJ CONF.	
Average RPI Loss: 220		RECORD		PCT. RANK		GAMES		SCHEDULE		OF SCHEDULE		RPI		RPI		RPI		RPI	
DIV. I ONLY		8- 22		290		1- 0		335		348		335		335		32		32	
DIV. I NON-CONF.		2- 10		311		0- 0		283		281		340		340		32		32	
TOTALS		RPI 1-25		RPI 26-50		W-L RECORDS		RPI 51-100		RPI 101-999		RPI 150+							
8- 22		0- 1		0- 0		OVERALL		0- 0		8- 21		8- 18							
5- 9		0- 0		0- 0		HOME		0- 0		5- 9		5- 8							
2- 11		0- 1		0- 0		AWAY		0- 0		2- 10		2- 8							
1- 2		0- 0		0- 0		NEUTRAL		0- 0		1- 2		1- 2							
2- 10		0- 1		0- 0		NON-CONFERENCE		0- 0		2- 9		2- 6							
2- 4		0- 0		0- 0		HOME		0- 0		2- 4		2- 3							
0- 5		0- 1		0- 0		AWAY		0- 0		0- 4		0- 2							
0- 1		0- 0		0- 0		NEUTRAL		0- 0		0- 1		0- 1							
6- 12		0- 0		0- 0		CONFERENCE		0- 0		6- 12		6- 12							
3- 5		0- 0		0- 0		HOME		0- 0		3- 5		3- 5							
2- 6		0- 0		0- 0		AWAY		0- 0		2- 6		2- 6							
1- 1		0- 0		0- 0		NEUTRAL		0- 0		1- 1		1- 1							

[illegible]

Non-Div I Games:	Wilberforce	55	49
------------------	-------------	----	----

N.C. Central

■ Loss, ■ Non-Conf, S Site, H Home A Away N Neutral

RPI	S	Opponent	Score	
345	A	Savannah St.	71	67
345	H	Savannah St.	77	65
346	A	Florida A&M	64	57

N.C. Central

N
.
C
.
C
e
n
t
r
a
l

N
.
C
.
C
e
n
t
r
a
l

N
C
S
t
a
t
e

NC State				Through Games Of March 16, 2019							
Average RPI Win:	96	WON-LOST	WINNING	LAST 10	STRENGTH OF	OPP. STRENGTH	TEAM	ADJ.	CONF.	ADJ CONF.	
Average RPI Loss:	13	RECORD	PCT. RANK	GAMES	SCHEDULE	OF SCHEDULE	RPI	RPI	RPI	RPI	
DIV. I ONLY	26- 5	15	1- 0	14	8	9	9	1	1		
DIV. I NON-CONF.	13- 0	1	0- 0	36	58	6	6	1	1		
<hr/>											
TOTALS	RPI 1-25	RPI 26-50	W-L RECORDS	RPI 51-100	RPI 101-999	RPI 150+					
26- 5	3- 4	4- 1	OVERALL	9- 0	10- 0	4- 0					
15- 2	1- 1	2- 1	HOME	6- 0	6- 0	2- 0					
8- 2	1- 2	1- 0	AWAY	3- 0	3- 0	1- 0					
3- 1	1- 1	1- 0	NEUTRAL	0- 0	1- 0	1- 0					
13- 0	0- 0	3- 0	NON-CONFERENCE	4- 0	6- 0	4- 0					
9- 0	0- 0	2- 0	HOME	3- 0	4- 0	2- 0					
2- 0	0- 0	0- 0	AWAY	1- 0	1- 0	1- 0					
2- 0	0- 0	1- 0	NEUTRAL	0- 0	1- 0	1- 0					
13- 5	3- 4	1- 1	CONFERENCE	5- 0	4- 0	0- 0					
6- 2	1- 1	0- 1	HOME	3- 0	2- 0	0- 0					
6- 2	1- 2	1- 0	AWAY	2- 0	2- 0	0- 0					
1- 1	1- 1	0- 0	NEUTRAL	0- 0	0- 0	0- 0					
<hr/>											
RPI 1-25		Team's RPI: 9	RPI 26-50		RPI 51-100		RPI 101+				
RPI	S	Opponent	Score	RPI	S	Opponent	Score	RPI	S	Opponent	Score
1	H	Notre Dame	72 95	37	A	North Carolina	74 69	51	H	Clemson	54 51
3	A	Louisville	62 92	37	H	North Carolina	51 64	54	H	Maine	84 46
3	N	Louisville	68 78	43	N	Michigan St.	78 74	68	A	Georgia Tech	68 60
10	A	Syracuse	77 73	45	H	Michigan	66 55	70	A	Georgetown	76 65
19	H	Miami (FL)	70 68	46	H	Belmont	77 62	72	H	Virginia Tech	70 61
21	A	Florida St.	70 75					78	H	Duke	63 51
21	N	Florida St.	69 62					81	H	Radford	75 58
								83	H	Kent St.	78 61
								97	A	Virginia	66 38

N
C
S
t
a
t
e

Non-Div I Games:

NC State

Average RPI Win:	316	WON-LOST	WINNING	LAST 10	STRENGTH OF	OPP. STRENGTH	TEAM	ADJ.	CONF.	ADJ CONF.
Average RPI Loss:	189	RECORD	PCT. RANK	GAMES	SCHEDULE	OF SCHEDULE	RPI	RPI	RPI	RPI
DIV. I ONLY	6- 24	320	0- 1	266	302	325	325	24	24	
DIV. I NON-CONF.	3- 10	278	0- 0	279	342	315	315	26	26	
TOTALS	RPI 1-25	RPI 26-50	W-L RECORDS	RPI 51-100	RPI 101-999	RPI 150+				
6- 24	0- 0	0- 0	OVERALL	0- 6	6- 18	6- 17				
3- 10	0- 0	0- 0	HOME	0- 2	3- 8	3- 7				
3- 14	0- 0	0- 0	AWAY	0- 4	3- 10	3- 10				
0- 0	0- 0	0- 0	NEUTRAL	0- 0	0- 0	0- 0				
3- 10	0- 0	0- 0	NON-CONFERENCE	0- 3	3- 7	3- 6				
1- 4	0- 0	0- 0	HOME	0- 1	1- 3	1- 2				
2- 6	0- 0	0- 0	AWAY	0- 2	2- 4	2- 4				
0- 0	0- 0	0- 0	NEUTRAL	0- 0	0- 0	0- 0				
3- 14	0- 0	0- 0	CONFERENCE	0- 3	3- 11	3- 11				
2- 6	0- 0	0- 0	HOME	0- 1	2- 5	2- 5				
1- 8	0- 0	0- 0	AWAY	0- 2	1- 6	1- 6				
0- 0	0- 0	0- 0	NEUTRAL	0- 0	0- 0	0- 0				

RPI S	Opponent	Score	RPI S	Opponent	Score	RPI S	Opponent	Score	RPI S	Opponent	Score	Team's RPI: 325
52	A Penn	42 85	66	A FGCU	45 58	66	A FGCU	42 61	103	H Hartford	53 84	
66	H FGCU	35 67	66	H FGCU	35 67	79	A West Virginia	50 95	170	A Rider	46 67	
83	H Kent St.	40 57	79	A West Virginia	50 95	83	H Kent St.	40 57	183	A Liberty	47 58	
									183	H Liberty	39 58	
									199	A North Ala.	60 72	
									199	H North Ala.	54 77	
									209	A Stetson	48 74	
									209	H Stetson	47 56	
									229	A Howard	57 77	
									231	A Jacksonville	55 69	
									231	H Jacksonville	56 61	
									235	A North Florida	46 54	
									235	H North Florida	59 78	
									245	H Southeast Mo. St.	58 68	
									250	A Colgate	71 53	
									279	H Vermont	63 71	
									292	A Kennesaw St.	47 70	
									292	H Kennesaw St.	66 60	
									330	A Lipscomb	69 53	
									330	H Lipscomb	80 67	
									341	H Western Caro.	79 71	
									344	A Fairleigh Dickinson	43 64	
									347	A Saint Peter's	57 70	
									351	A LIU Brooklyn	72 51	
LAST 12 Division I GAMES:												
66	A FGCU	45 58	235	H North Florida	59 78	66	A FGCU	42 61	292	A Kennesaw St.	47 70	
235	A North Florida	46 54	66	A FGCU	42 61	292	A Kennesaw St.	47 70	183	A Liberty	47 58	
183	H Liberty	39 58	292	A Kennesaw St.	47 70	183	A Liberty	47 58	66	H FGCU	35 67	
330	A Lipscomb	69 53	183	A Liberty	47 58	66	H FGCU	35 67	199	H North Ala.	54 77	
231	A Jacksonville	55 69	66	H FGCU	35 67	199	H North Ala.	54 77				
209	H Stetson	47 56	199	H North Ala.	54 77							

Non-Div I Games:

NJIT

■ Loss,
 ■ Non-Conf,
 ■ S Site,
 ■ Home
 ■ Away
 N Neutral

Average RPI Win: 241	WON-LOST	WINNING	LAST 10	STRENGTH OF	OPP. STRENGTH	TEAM	ADJ.	CONF.	ADJ CONF.
Average RPI Loss: 171	RECORD	PCT. RANK	GAMES	SCHEDULE	OF SCHEDULE	RPI	RPI	RPI	RPI
DIV. I ONLY	9- 19	266	0- 1	184	255	256	256	18	18
DIV. I NON-CONF.	4- 5	190	0- 0	129	320	174	174	21	21
TOTALS	RPI 1-25	RPI 26-50	W-L RECORDS	RPI 51-100	RPI 101-999	RPI 150+			
9- 19	0- 0	0- 2	OVERALL	0- 3	9- 14	9- 11			
5- 8	0- 0	0- 1	HOME	0- 2	5- 5	5- 3			
4- 11	0- 0	0- 1	AWAY	0- 1	4- 9	4- 8			
0- 0	0- 0	0- 0	NEUTRAL	0- 0	0- 0	0- 0			
4- 5	0- 0	0- 0	NON-CONFERENCE	0- 1	4- 4	4- 3			
2- 2	0- 0	0- 0	HOME	0- 1	2- 1	2- 0			
2- 3	0- 0	0- 0	AWAY	0- 0	2- 3	2- 3			
0- 0	0- 0	0- 0	NEUTRAL	0- 0	0- 0	0- 0			
5- 14	0- 0	0- 2	CONFERENCE	0- 2	5- 10	5- 8			
3- 6	0- 0	0- 1	HOME	0- 1	3- 4	3- 3			
2- 8	0- 0	0- 1	AWAY	0- 1	2- 6	2- 5			
0- 0	0- 0	0- 0	NEUTRAL	0- 0	0- 0	0- 0			

RPI 1-25				RPI 26-50				RPI 51-100				RPI 101+ Team's RPI: 256			
RPI	S	Opponent	Score	RPI	S	Opponent	Score	RPI	S	Opponent	Score	RPI	S	Opponent	Score
				42	A	Bucknell	48 90	52	H	Penn	61 65	118	H	Marist	48 72
				42	H	Bucknell	43 77	73	A	American	44 69	125	A	Lehigh	55 66
								73	H	American	45 58	125	H	Lehigh	38 56
												170	A	Rider	66 60
												173	A	Holy Cross	44 47
												173	H	Holy Cross	54 47
												175	A	Boston U.	55 66
												175	H	Boston U.	35 49
												178	A	Colorado	43 59
												203	H	N.C. A&T	72 49
												216	A	Monmouth	67 68
												236	H	Saint Joseph's	49 48
												250	A	Colgate	62 49
												250	H	Colgate	67 52
												251	A	Norfolk St.	58 65
												266	A	Loyola Maryland	58 46
												266	A	Loyola Maryland	45 58
												266	H	Loyola Maryland	50 55
												291	A	Army West Point	52 55
												291	H	Army West Point	48 60
												297	A	Air Force	54 47
												320	A	Lafayette	42 55
												320	H	Lafayette	65 53
LAST 12 Division I GAMES:															
				266	A	Loyola Maryland	45 58					291	H	Army West Point	48 60
				73	A	American	44 69					173	A	Holy Cross	44 47
				266	H	Loyola Maryland	50 55					250	H	Colgate	67 52
				42	A	Bucknell	48 90					125	A	Lehigh	55 66
				175	A	Boston U.	55 66					42	H	Bucknell	43 77
				320	H	Lafayette	65 53					175	H	Boston U.	35 49

Non-Div I Games: Catholic

81 36

Navy

Nebraska

Through Games Of March 16, 2019

Average RPI Win:	143	WON-LOST	WINNING	LAST 10	STRENGTH OF	OPP. STRENGTH	TEAM	ADJ.	CONF.	ADJ CONF.
Average RPI Loss:	57	RECORD	PCT. RANK	GAMES	SCHEDULE	OF SCHEDULE	RPI	RPI	RPI	RPI
DIV. I ONLY	14- 16	191	0- 1	24	37	94	94	4	4	
DIV. I NON-CONF.	5- 6	177	0- 0	93	23	144	144	6	6	
TOTALS	RPI 1-25	RPI 26-50	W-L RECORDS	RPI 51-100	RPI 101-999	RPI 150+				
14- 16	0- 7	2- 3	OVERALL	3- 3	9- 3	5- 2				
8- 6	0- 3	2- 2	HOME	1- 0	5- 1	4- 0				
5- 9	0- 4	0- 1	AWAY	1- 2	4- 2	1- 2				
1- 1	0- 0	0- 0	NEUTRAL	1- 1	0- 0	0- 0				
5- 6	0- 3	0- 0	NON-CONFERENCE	1- 2	4- 1	4- 1				
4- 1	0- 1	0- 0	HOME	0- 0	4- 0	4- 0				
0- 5	0- 2	0- 0	AWAY	0- 2	0- 1	0- 1				
1- 0	0- 0	0- 0	NEUTRAL	1- 0	0- 0	0- 0				
9- 10	0- 4	2- 3	CONFERENCE	2- 1	5- 2	1- 1				
4- 5	0- 2	2- 2	HOME	1- 0	1- 1	0- 0				
5- 4	0- 2	0- 1	AWAY	1- 0	4- 1	1- 1				
0- 1	0- 0	0- 0	NEUTRAL	0- 1	0- 0	0- 0				

RPI	S	Opponent	Score	RPI	S	Opponent	Score	RPI	S	Opponent	Score	RPI	S	Opponent	Score
3	A	Louisville	68 85	28	H	Rutgers	56 62	67	A	Arkansas	80 84	101	A	Ohio St.	78 69
7	A	Iowa	71 77	43	H	Michigan St.	82 71	81	N	Radford	77 39	108	H	Minnesota	63 57
7	H	Iowa	58 74	45	A	Michigan	61 67	90	A	Purdue	84 64	116	A	Northwestern	71 64
14	A	Maryland	63 89	45	H	Michigan	70 56	90	H	Purdue	67 61	116	H	Northwestern	54 58
14	H	Maryland	63 81	47	H	Indiana	78 82	90	N	Purdue	71 75	145	A	Penn St.	79 74
17	H	Drake	77 83					91	A	Creighton	65 74	151	H	Kansas	58 52
19	A	Miami (FL)	68 82									158	A	Washington St.	84 87
												167	H	Denver	96 71
												186	A	Wisconsin	69 70
												225	A	Illinois	77 67
												298	H	San Jose St.	96 63
												343	H	USC Upstate	87 64
LAST 12 Division I GAMES:															
		90 N Purdue	71 75			90 H Purdue	67 61								
		145 A Penn St.	79 74			45 A Michigan	61 67								
		7 H Iowa	58 74			47 H Indiana	78 82								
		116 A Northwestern	71 64			90 A Purdue	84 64								
		43 H Michigan St.	82 71			186 A Wisconsin	69 70								
		14 A Maryland	63 89			116 H Northwestern	54 58								

Non-Div I Games:

Nebraska

■ Loss,
■ Non-Conf, S Site,
■ Home
■ Away
N Neutral

Nevada

Through Games Of March 16, 2019

Average RPI Win: 253	WON-LOST	WINNING	LAST 10	STRENGTH OF	OPP. STRENGTH	TEAM	ADJ.	CONF.	ADJ CONF.
Average RPI Loss: 121	RECORD	PCT. RANK	GAMES	SCHEDULE	OF SCHEDULE	RPI	RPI	RPI	RPI
DIV. I ONLY	11- 19	242	1- 0	190	133	246	246	15	15
DIV. I NON-CONF.	3- 7	256	0- 0	220	111	284	284	13	13
TOTALS	RPI 1-25	RPI 26-50	W-L RECORDS	RPI 51-100	RPI 101-999	RPI 150+			
11- 19	0- 0	0- 3	OVERALL	0- 6	11- 10	10- 7			
6- 9	0- 0	0- 1	HOME	0- 4	6- 4	6- 2			
4- 7	0- 0	0- 1	AWAY	0- 1	4- 5	3- 5			
1- 3	0- 0	0- 1	NEUTRAL	0- 1	1- 1	1- 0			
3- 7	0- 0	0- 0	NON-CONFERENCE	0- 3	3- 4	3- 2			
2- 4	0- 0	0- 0	HOME	0- 2	2- 2	2- 1			
1- 1	0- 0	0- 0	AWAY	0- 0	1- 1	1- 1			
0- 2	0- 0	0- 0	NEUTRAL	0- 1	0- 1	0- 0			
8- 12	0- 0	0- 3	CONFERENCE	0- 3	8- 6	7- 5			
4- 5	0- 0	0- 1	HOME	0- 2	4- 2	4- 1			
3- 6	0- 0	0- 1	AWAY	0- 1	3- 4	2- 4			
1- 1	0- 0	0- 1	NEUTRAL	0- 0	1- 0	1- 0			

RPI S	Opponent	Score	RPI S	Opponent	Score	RPI S	Opponent	Score	RPI S	Opponent	Score	Team's RPI: 246
38	A Boise St.	65 80	38	H Boise St.	74 75	53	H Southern California	51 72	121	A Fresno St.	57 41	
38	H Boise St.		38	N Boise St.	67 72	55	A New Mexico	74 85	121	H Fresno St.	63 79	
						55	H New Mexico	64 66	126	N Northern Ill.	69 98	
						62	H Wyoming	51 55	140	H Texas Tech	67 86	
						71	N UC Davis	68 84	163	A Santa Clara	48 56	
						89	H Utah	52 74	178	H Colorado	52 65	
									180	A Utah St.	76 79	
									180	H Utah St.	59 71	
									185	H Hawaii	79 78	
									204	A UNLV	58 67	
									204	H UNLV	70 62	
									208	A San Diego St.	61 64	
									208	H San Diego St.	74 69	
									274	A Long Beach St.	76 67	
									281	A Colorado St.	62 38	
									281	H Colorado St.	68 57	
									297	A Air Force	74 79	
									297	H Air Force	79 54	
									298	A San Jose St.	52 49	
									298	N San Jose St.	78 68	
									337	H Seattle U	67 54	
LAST 12 Division I GAMES:												
298	N San Jose St.	78 68	204	A UNLV	58 67							
38	N Boise St.	67 72	121	A Fresno St.	57 41							
126	N Northern Ill.	69 98	208	H San Diego St.	74 69							
208	A San Diego St.	61 64	62	H Wyoming	51 55							
297	H Air Force	79 54	55	A New Mexico	74 85							
180	H Utah St.	59 71	281	H Colorado St.	68 57							

Non-Div I Games: Stanislaus St. 75 52

Nevada

■ Loss,
 ■ Non-Conf, S Site,
 ■ Home
 ■ Away
 N Neutral

New Hampshire

Through Games Of March 16, 2019

Average RPI Win:	276	WON-LOST	WINNING	LAST 10	STRENGTH OF	OPP. STRENGTH	TEAM	ADJ.	CONF.	ADJ CONF.
Average RPI Loss:	184	RECORD	PCT. RANK	GAMES	SCHEDULE	OF SCHEDULE	RPI	RPI	RPI	RPI
DIV. I ONLY	5- 24	329	0- 1	226	278	318	318	23	23	
DIV. I NON-CONF.	2- 10	311	0- 0	213	291	324	324	25	25	
TOTALS	RPI 1-25	RPI 26-50	W-L RECORDS	RPI 51-100	RPI 101-999	RPI 150+				
5- 24	0- 0	0- 1	OVERALL	0- 4	5- 19	5- 13				
3- 10	0- 0	0- 1	HOME	0- 1	3- 8	3- 6				
2- 14	0- 0	0- 0	AWAY	0- 3	2- 11	2- 7				
0- 0	0- 0	0- 0	NEUTRAL	0- 0	0- 0	0- 0				
2- 10	0- 0	0- 1	NON-CONFERENCE	0- 1	2- 8	2- 6				
2- 3	0- 0	0- 1	HOME	0- 0	2- 2	2- 2				
0- 7	0- 0	0- 0	AWAY	0- 1	0- 6	0- 4				
0- 0	0- 0	0- 0	NEUTRAL	0- 0	0- 0	0- 0				
3- 14	0- 0	0- 0	CONFERENCE	0- 3	3- 11	3- 7				
1- 7	0- 0	0- 0	HOME	0- 1	1- 6	1- 4				
2- 7	0- 0	0- 0	AWAY	0- 2	2- 5	2- 3				
0- 0	0- 0	0- 0	NEUTRAL	0- 0	0- 0	0- 0				

RPI 1-25				RPI 26-50				RPI 51-100				RPI 101+				Team's RPI: 318	
RPI	S	Opponent	Score	RPI	S	Opponent	Score	RPI	S	Opponent	Score	RPI	S	Opponent	Score		
				49	H	Princeton	42 90	54	A	Maine	46 67	103	A	Hartford	49 56		
								54	A	Maine	36 69	103	H	Hartford	48 66		
								54	H	Maine	45 69	108	A	Minnesota	47 70		
								96	A	Northeastern	54 69	115	A	South Fla.	36 79		
												139	A	Stony Brook	37 67		
												139	H	Stony Brook	63 82		
												173	H	Holy Cross	74 62		
												175	A	Boston U.	39 60		
												191	H	Sacred Heart	60 71		
												211	H	Dartmouth	42 62		
												237	A	Albany (NY)	41 59		
												237	H	Albany (NY)	53 78		
												255	A	Binghamton	54 53		
												255	H	Binghamton	62 71		
												279	A	Vermont	60 69		
												279	H	Vermont	50 51		
												282	A	Brown	70 76		
												294	H	Bryant	79 74		
												304	A	UMBC	62 64		
												304	H	UMBC	47 55		
LAST 12 Division I GAMES:																	
				54	A	Maine	36 69	255	A	Binghamton	54 53	321	A	North Dakota St.	51 56		
				304	H	UMBC	47 55	328	H	UMass Lowell	54 46	327	A	Central Conn. St.	47 56		
				237	H	Albany (NY)	53 78	54	H	Maine	45 69	328	A	UMass Lowell	56 53		
				103	A	Hartford	49 56	237	A	Albany (NY)	41 59	328	H	UMass Lowell	54 46		
				139	A	Stony Brook	37 67	304	A	UMBC	62 64						
				279	H	Vermont	50 51	103	H	Hartford	48 66						

Non-Div I Games: U New England 68 44

New Hampshire

■ Loss,
 ■ Non-Conf,
 ■ S Site,
 ■ Home
 ■ A Away
 N Neutral

Non-Conference				Through Games Of March 10, 2013						
Average RPI Win:	190	WON-LOST	WINNING	LAST 10	STRENGTH OF	OPP. STRENGTH	TEAM	ADJ.	CONF.	ADJ CONF.
Average RPI Loss:	138	RECORD	PCT. RANK	GAMES	SCHEDULE	OF SCHEDULE	RPI	RPI	RPI	RPI
DIV. I ONLY	24- 6	27	0- 1	167	142	55	55	15	15	
DIV. I NON-CONF.	10- 1	17	0- 0	66	178	22	22	13	13	
TOTALS	RPI 1-25		RPI 26-50	W-L RECORDS		RPI 51-100	RPI 101-999		RPI 150+	
24- 6	0- 0		0- 2	OVERALL		3- 0	21- 4		16- 3	
16- 1	0- 0		0- 1	HOME		2- 0	14- 0		11- 0	
8- 4	0- 0		0- 1	AWAY		1- 0	7- 3		5- 2	
0- 1	0- 0		0- 0	NEUTRAL		0- 0	0- 1		0- 1	
10- 1	0- 0		0- 1	NON-CONFERENCE		1- 0	9- 0		5- 0	
7- 1	0- 0		0- 1	HOME		1- 0	6- 0		4- 0	
3- 0	0- 0		0- 0	AWAY		0- 0	3- 0		1- 0	
0- 0	0- 0		0- 0	NEUTRAL		0- 0	0- 0		0- 0	
14- 5	0- 0		0- 1	CONFERENCE		2- 0	12- 4		11- 3	
9- 0	0- 0		0- 0	HOME		1- 0	8- 0		7- 0	
5- 4	0- 0		0- 1	AWAY		1- 0	4- 3		4- 2	
0- 1	0- 0		0- 0	NEUTRAL		0- 0	0- 1		0- 1	

[illegible]

Non-Div I Games:

New Mexico

Loss, Non-Conf, S Site, H Home A Away N Neutral

New Mexico St.

Through Games Of March 16, 2019

Average RPI Win:	271	WON-LOST	WINNING	LAST 10	STRENGTH OF	OPP. STRENGTH	TEAM	ADJ.	CONF.	ADJ CONF.
Average RPI Loss:	140	RECORD	PCT. RANK	GAMES	SCHEDULE	OF SCHEDULE	RPI	RPI	RPI	RPI
DIV. I ONLY	24- 6	27	1- 0	313	331	124	124	30	30	
DIV. I NON-CONF.	6- 5	143	0- 0	163	294	146	146	30	30	
TOTALS	RPI 1-25	RPI 26-50	W-L RECORDS	RPI 51-100	RPI 101-999	RPI 150+				
24- 6	0- 0	0- 0	OVERALL	0- 3	24- 3	24- 2				
9- 2	0- 0	0- 0	HOME	0- 1	9- 1	9- 0				
11- 3	0- 0	0- 0	AWAY	0- 1	11- 2	11- 2				
4- 1	0- 0	0- 0	NEUTRAL	0- 1	4- 0	4- 0				
6- 5	0- 0	0- 0	NON-CONFERENCE	0- 3	6- 2	6- 1				
1- 2	0- 0	0- 0	HOME	0- 1	1- 1	1- 0				
4- 2	0- 0	0- 0	AWAY	0- 1	4- 1	4- 1				
1- 1	0- 0	0- 0	NEUTRAL	0- 1	1- 0	1- 0				
18- 1	0- 0	0- 0	CONFERENCE	0- 0	18- 1	18- 1				
8- 0	0- 0	0- 0	HOME	0- 0	8- 0	8- 0				
7- 1	0- 0	0- 0	AWAY	0- 0	7- 1	7- 1				
3- 0	0- 0	0- 0	NEUTRAL	0- 0	3- 0	3- 0				

RPI S	Opponent	Score	RPI S	Opponent	Score	RPI S	Opponent	Score	RPI S	Opponent	Score	Team's RPI: 124
						55 A	New Mexico	58 83	129 H	Abilene Christian	46 58	
						55 H	New Mexico	50 75	159 A	UC Riverside	64 65	
						98 N	South Alabama	67 68	167 H	Denver	66 64	
									212 A	UTRGV	70 67	
									212 H	UTRGV	71 63	
									212 N	UTRGV	76 73	
									214 A	California Baptist	92 64	
									214 H	California Baptist	76 69	
									228 A	UMKC	90 86	
									228 H	UMKC	68 61	
									228 N	UMKC	91 80	
									233 A	A&M-Corpus Christi	67 65	
									259 A	UTEP	69 65	
									270 A	Western Mich.	66 54	
									276 A	CSU Bakersfield	61 59	
									276 H	CSU Bakersfield	61 48	
									289 A	UC Santa Barbara	81 73	
									293 A	Utah Valley	72 63	
									293 H	Utah Valley	58 52	
									337 A	Seattle U	83 72	
									337 H	Seattle U	75 55	
									342 A	Grand Canyon	51 54	
									342 H	Grand Canyon	81 52	
									348 A	Chicago St.	87 66	
									348 H	Chicago St.	77 54	
									348 N	Chicago St.	90 54	
LAST 12 Division I GAMES:												
			348 N	Chicago St.	90 54		228 H	UMKC	68 61			
			212 N	UTRGV	76 73		212 A	UTRGV	70 67			
			228 N	UMKC	91 80		337 A	Seattle U	83 72			
			350 N	Alcorn	82 64		293 A	Utah Valley	72 63			
			214 A	California Baptist	92 64		342 H	Grand Canyon	81 52			
			348 H	Chicago St.	77 54		276 H	CSU Bakersfield	61 48			

Non-Div I Games: Tex. Permian Basin 70 38 Northern N.M. 101 51

New Mexico St.

Loss, Non-Conf, S Site, H Home A Away N Neutral

RPI	S	Opponent	Score
350	N	Alcorn	82 64

New Mexico St.

New Mexico St.

New Mexico St.

New Orleans

Through Games Of March 16, 2019

Average RPI Win:	298	WON-LOST	WINNING	LAST 10	STRENGTH OF	OPP. STRENGTH	TEAM	ADJ.	CONF.	ADJ CONF.
Average RPI Loss:	179	RECORD	PCT. RANK	GAMES	SCHEDULE	OF SCHEDULE	RPI	RPI	RPI	RPI
DIV. I ONLY	9- 16	249	0- 1	316	276	288	288	25	25	
DIV. I NON-CONF.	1- 5	311	0- 0	186	68	253	253	22	22	
TOTALS	RPI 1-25	RPI 26-50	W-L RECORDS	RPI 51-100	RPI 101-999	RPI 150+				
9- 16	0- 1	0- 1	OVERALL	0- 2	9- 12	9- 10				
5- 5	0- 0	0- 0	HOME	0- 1	5- 4	5- 3				
4- 10	0- 1	0- 1	AWAY	0- 1	4- 7	4- 6				
0- 1	0- 0	0- 0	NEUTRAL	0- 0	0- 1	0- 1				
1- 5	0- 1	0- 1	NON-CONFERENCE	0- 0	1- 3	1- 2				
0- 1	0- 0	0- 0	HOME	0- 0	0- 1	0- 1				
1- 4	0- 1	0- 1	AWAY	0- 0	1- 2	1- 1				
0- 0	0- 0	0- 0	NEUTRAL	0- 0	0- 0	0- 0				
8- 11	0- 0	0- 0	CONFERENCE	0- 2	8- 9	8- 8				
5- 4	0- 0	0- 0	HOME	0- 1	5- 3	5- 2				
3- 6	0- 0	0- 0	AWAY	0- 1	3- 5	3- 5				
0- 1	0- 0	0- 0	NEUTRAL	0- 0	0- 1	0- 1				

RPI S	Opponent	Score	RPI S	Opponent	Score	RPI S	Opponent	Score	RPI S	Opponent	Score	Team's RPI: 288
19	A Miami (FL)	38 78	30	A Rice	56 67	61	H Lamar University	57 79	127	A Pittsburgh	38 90	
						76	A SFA	38 97	129	H Abilene Christian	52 59	
									166	A Nicholls St.	58 66	
									166	H Nicholls St.	62 76	
									182	A Sam Houston St.	62 86	
									218	A Xavier	45 61	
									233	A A&M-Corpus Christi	51 57	
									233	H A&M-Corpus Christi	56 54	
									233 N	A&M-Corpus Christi	47 69	
									234	A Memphis	66 59	
									278	H Central Ark.	60 62	
									300	H La.-Monroe	44 57	
									308	A Incarnate Word	69 81	
									308	H Incarnate Word	58 55	
									312	A McNeese	64 60	
									312	H McNeese	88 76	
									317	A Northwestern St.	67 62	
									317	H Northwestern St.	84 73	
									323	A Southeastern La.	61 58	
									323	H Southeastern La.	46 45	
									332	A Houston Baptist	74 83	
LAST 12 Division I GAMES:												
233 N	A&M-Corpus Christi	47 69	233	H	A&M-Corpus Christi	56 54						
323	H Southeastern La.	46 45	166	H	Nicholls St.	62 76						
166	A Nicholls St.	58 66	317	H	Northwestern St.	84 73						
182	A Sam Houston St.	62 86	308	H	Incarnate Word	58 55						
312	A McNeese	64 60	317	A	Northwestern St.	67 62						
323	A Southeastern La.	61 58	308	A	Incarnate Word	69 81						

Non-Div I Games: Dillard 68 59 Centenary (LA) 104 42 Trinity Baptist 93 38

New Orleans

Loss, Non-Conf, S Site, H Home A Away N Neutral

Niagara

Through Games Of March 16, 2019

Average RPI Win:	298	WON-LOST	WINNING	LAST 10	STRENGTH OF	OPP. STRENGTH	TEAM	ADJ.	CONF.	ADJ CONF.
Average RPI Loss:	160	RECORD	PCT. RANK	GAMES	SCHEDULE	OF SCHEDULE	RPI	RPI	RPI	RPI
DIV. I ONLY	12- 19	236	0- 1	274	248	271	271	26	26	
DIV. I NON-CONF.	4- 8	241	0- 0	194	137	258	258	27	27	
TOTALS	RPI 1-25	RPI 26-50	W-L RECORDS	RPI 51-100	RPI 101-999	RPI 150+				
12- 19	0- 3	0- 2	OVERALL	0- 1	12- 13	12- 10				
8- 6	0- 0	0- 1	HOME	0- 0	8- 5	8- 4				
3- 11	0- 3	0- 1	AWAY	0- 1	3- 6	3- 5				
1- 2	0- 0	0- 0	NEUTRAL	0- 0	1- 2	1- 1				
4- 8	0- 3	0- 0	NON-CONFERENCE	0- 1	4- 4	4- 3				
3- 2	0- 0	0- 0	HOME	0- 0	3- 2	3- 2				
0- 5	0- 3	0- 0	AWAY	0- 1	0- 1	0- 1				
1- 1	0- 0	0- 0	NEUTRAL	0- 0	1- 1	1- 0				
8- 11	0- 0	0- 2	CONFERENCE	0- 0	8- 9	8- 7				
5- 4	0- 0	0- 1	HOME	0- 0	5- 3	5- 2				
3- 6	0- 0	0- 1	AWAY	0- 0	3- 5	3- 4				
0- 1	0- 0	0- 0	NEUTRAL	0- 0	0- 1	0- 1				

RPI 1-25				RPI 26-50				RPI 51-100				RPI 101+ Team's RPI: 271			
RPI	S	Opponent	Score	RPI	S	Opponent	Score	RPI	S	Opponent	Score	RPI	S	Opponent	Score
10	A	Syracuse	45 94	40	A	Quinnipiac	42 62	79	A	West Virginia	32 84	118	A	Marist	69 82
11	A	Iowa St.	35 95	40	H	Quinnipiac	55 96					118	H	Marist	58 87
25	A	Buffalo	61 88									141	N	Yale	64 67
												170	H	Rider	64 79
												216	A	Monmouth	54 76
												216	H	Monmouth	81 88
												229	H	Howard	61 68
												236	A	Saint Joseph's	54 68
												250	H	Colgate	74 69
												255	H	Binghamton	79 72
												262	H	St. Bonaventure	48 76
												267	A	Manhattan	58 54
												267	H	Manhattan	61 51
												277	A	Siena	61 67
												284	A	Fairfield	54 55
												284	H	Fairfield	71 68
												284	N	Fairfield	69 74
												286	A	Canisius	51 52
												286	H	Canisius	74 52
												311	N	Morgan St.	67 57
												314	H	Coppin St.	71 69
												324	A	Iona	58 46
												324	H	Iona	72 53
												347	A	Saint Peter's	75 66
												347	H	Saint Peter's	81 57
LAST 12 Division I GAMES:															
284	N	Fairfield	69 74	216	H	Monmouth	81 88								
311	N	Morgan St.	67 57	277	A	Siena	61 67								
141	N	Yale	64 67	286	H	Canisius	74 52								
118	A	Marist	69 82	284	A	Fairfield	54 55								
286	A	Canisius	51 52	40	A	Quinnipiac	42 62								
170	H	Rider	64 79	324	H	Iona	72 53								

Non-Div I Games:

Niagara

■ Loss,
 ■ Non-Conf, S Site,
 ■ Home
 ■ Away
 N Neutral

Average RPI Win:	290	WON-LOST	WINNING	LAST 10	STRENGTH OF	OPP. STRENGTH	TEAM	ADJ.	CONF.	ADJ CONF.
Average RPI Loss:	129	RECORD	PCT. RANK	GAMES	SCHEDULE	OF SCHEDULE	RPI	RPI	RPI	RPI
DIV. I ONLY	18- 11	107	0- 1	321	262	166	166	25	25	
DIV. I NON-CONF.	4- 6	212	0- 0	197	98	165	165	22	22	
TOTALS	RPI 1-25	RPI 26-50	W-L RECORDS	RPI 51-100	RPI 101-999	RPI 150+				
18- 11	0- 1	0- 1	OVERALL	0- 3	18- 6	18- 4				
9- 1	0- 0	0- 0	HOME	0- 0	9- 1	9- 1				
8- 8	0- 1	0- 1	AWAY	0- 3	8- 3	8- 2				
1- 2	0- 0	0- 0	NEUTRAL	0- 0	1- 2	1- 1				
4- 6	0- 1	0- 1	NON-CONFERENCE	0- 1	4- 3	4- 2				
1- 0	0- 0	0- 0	HOME	0- 0	1- 0	1- 0				
2- 5	0- 1	0- 1	AWAY	0- 1	2- 2	2- 2				
1- 1	0- 0	0- 0	NEUTRAL	0- 0	1- 1	1- 0				
14- 5	0- 0	0- 0	CONFERENCE	0- 2	14- 3	14- 2				
8- 1	0- 0	0- 0	HOME	0- 0	8- 1	8- 1				
6- 3	0- 0	0- 0	AWAY	0- 2	6- 1	6- 0				
0- 1	0- 0	0- 0	NEUTRAL	0- 0	0- 1	0- 1				

RPI 1-25				RPI 26-50				RPI 51-100				RPI 101+ Team's RPI: 166			
RPI	S	Opponent	Score	RPI	S	Opponent	Score	RPI	S	Opponent	Score	RPI	S	Opponent	Score
2	A	Baylor	39 100	49	A	Auburn	59 80	61	A	Lamar University	65 78	129	A	Abilene Christian	66 76
								76	A	SFA	62 70	138	N	Delaware	56 71
								86	A	LSU	44 76	162	A	Texas St.	67 72
												169	A	Tulane	46 71
												182	H	Sam Houston St.	84 81
												227	N	Texas Southern	58 57
												233	H	A&M-Corpus Christi	85 55
												233	N	A&M-Corpus Christi	56 69
												259	A	UTEP	58 56
												278	A	Central Ark.	64 60
												278	H	Central Ark.	68 52
												288	A	New Orleans	76 62
												288	H	New Orleans	66 58
												300	A	La.-Monroe	55 54
												308	H	Incarnate Word	86 62
												312	A	McNeese	78 55
												312	H	McNeese	68 69
												317	A	Northwestern St.	89 67
												317	H	Northwestern St.	97 86
												323	A	Southeastern La.	73 66
												323	H	Southeastern La.	72 55
												329	H	Mississippi Val.	72 47
												332	A	Houston Baptist	58 55
												332	H	Houston Baptist	77 54
LAST 12 Division I GAMES:															
233	N	A&M-Corpus Christi	56 69	312	A	McNeese	78 55								
138	N	Delaware	56 71	278	H	Central Ark.	68 52								
162	A	Texas St.	67 72	182	H	Sam Houston St.	84 81								
323	H	Southeastern La.	72 55	332	A	Houston Baptist	58 55								
317	A	Northwestern St.	89 67	129	A	Abilene Christian	66 76								
288	H	New Orleans	66 58	288	A	New Orleans	76 62								

Non-Div I Games: Southern-N.O. 86 49 William Carey 86 45

Nicholls St.

Loss, Non-Conf, S Site, H Home A Away N Neutral

Non-Confer. Div.				Through Games Of March 10, 2015						
Average RPI Win:	285	WON-LOST	WINNING	LAST 10	STRENGTH OF	OPP. STRENGTH	TEAM	ADJ.	CONF.	ADJ CONF.
Average RPI Loss:	205	RECORD	PCT. RANK	GAMES	SCHEDULE	OF SCHEDULE	RPI	RPI	RPI	RPI
DIV. I ONLY	15- 15	167	0- 1	322	338	251	251	32	32	
DIV. I NON-CONF.	3- 8	267	0- 0	270	194	296	296	32	32	

TOTALS	RPI 1-25	RPI 26-50		W-L RECORDS		RPI 51-100	RPI 101-999	RPI 150+		
15- 15	0- 0	0- 0		OVERALL		0- 0	15- 15	15- 11		
7- 5	0- 0	0- 0		HOME		0- 0	7- 5	7- 5		
5- 9	0- 0	0- 0		AWAY		0- 0	5- 9	5- 5		
3- 1	0- 0	0- 0		NEUTRAL		0- 0	3- 1	3- 1		
3- 8	0- 0	0- 0		NON-CONFERENCE		0- 0	3- 8	3- 4		
2- 2	0- 0	0- 0		HOME		0- 0	2- 2	2- 2		
0- 6	0- 0	0- 0		AWAY		0- 0	0- 6	0- 2		
1- 0	0- 0	0- 0		NEUTRAL		0- 0	1- 0	1- 0		
12- 7	0- 0	0- 0		CONFERENCE		0- 0	12- 7	12- 7		
5- 3	0- 0	0- 0		HOME		0- 0	5- 3	5- 3		
5- 3	0- 0	0- 0		AWAY		0- 0	5- 3	5- 3		
2- 1	0- 0	0- 0		NEUTRAL		0- 0	2- 1	2- 1		

[illegible]

Non-Div I Games:	Cheyney	93	40	Saint Augustine's	71	38
------------------	---------	----	----	-------------------	----	----

Norfolk St.

Loss, Non-Conf, S Site, H Home A Away N Neutral

RPI	S	Opponent	Score	
340	H	Delaware St.	63	50
345	A	Savannah St.	78	42
346	A	Florida A&M	69	45
346	H	Florida A&M	60	58

Norfolk St.

N
o
r
f
o
l
k
S
t
.

N
o
r
f
o
l
k
S
t
.

Average RPI Win:	276	WON-LOST	WINNING	LAST 10	STRENGTH OF	OPP. STRENGTH	TEAM	ADJ.	CONF.	ADJ CONF.
Average RPI Loss:	182	RECORD	PCT. RANK	GAMES	SCHEDULE	OF SCHEDULE	RPI	RPI	RPI	RPI
DIV. I ONLY	15- 8	93	0- 1	347	266	199	199	24	24	
DIV. I NON-CONF.	5- 1	37	0- 0	351	251	196	196	26	26	
TOTALS	RPI 1-25	RPI 26-50	W-L RECORDS	RPI 51-100	RPI 101-999	RPI 150+				
15- 8	0- 0	0- 0	OVERALL	0- 2	15- 6	15- 6				
7- 3	0- 0	0- 0	HOME	0- 1	7- 2	7- 2				
6- 5	0- 0	0- 0	AWAY	0- 1	6- 4	6- 4				
2- 0	0- 0	0- 0	NEUTRAL	0- 0	2- 0	2- 0				
5- 1	0- 0	0- 0	NON-CONFERENCE	0- 0	5- 1	5- 1				
1- 0	0- 0	0- 0	HOME	0- 0	1- 0	1- 0				
2- 1	0- 0	0- 0	AWAY	0- 0	2- 1	2- 1				
2- 0	0- 0	0- 0	NEUTRAL	0- 0	2- 0	2- 0				
10- 7	0- 0	0- 0	CONFERENCE	0- 2	10- 5	10- 5				
6- 3	0- 0	0- 0	HOME	0- 1	6- 2	6- 2				
4- 4	0- 0	0- 0	AWAY	0- 1	4- 3	4- 3				
0- 0	0- 0	0- 0	NEUTRAL	0- 0	0- 0	0- 0				

RPI 1-25				RPI 26-50				RPI 51-100				RPI 101+ Team's RPI: 199					
RPI	S	Opponent	Score	RPI	S	Opponent	Score	RPI	S	Opponent	Score	RPI	S	Opponent	Score		
								66	A	FGCU	51	76	183	A	Liberty	48	61
								66	H	FGCU	52	68	183	H	Liberty	57	61
													209	A	Stetson	59	69
													209	H	Stetson	71	55
													210	A	Vanderbilt	74	71
													218	A	Xavier	81	94
													231	A	Jacksonville	62	59
													231	H	Jacksonville	68	59
													235	A	North Florida	70	64
													235	H	North Florida	77	62
													235	H	North Florida	53	55
													245	N	Southeast Mo. St.	80	67
													269	H	Alabama St.	68	42
													292	A	Kennesaw St.	72	74
													292	H	Kennesaw St.	80	55
													325	A	NJIT	77	54
													325	H	NJIT	72	60
													329	A	Mississippi Val.	86	72
													330	A	Lipscomb	81	60
													330	H	Lipscomb	71	50
													341	N	Western Caro.	89	66
LAST 12 Division I GAMES:																	
235	H	North Florida	53	55	183	H	Liberty	57	61								
183	A	Liberty	48	61	235	H	North Florida	77	62								
330	H	Lipscomb	71	50	66	A	FGCU	51	76								
231	H	Jacksonville	68	59	330	A	Lipscomb	81	60								
209	A	Stetson	59	69	325	A	NJIT	77	54								
292	A	Kennesaw St.	72	74	292	H	Kennesaw St.	80	55								

Non-Div I Games: Stillman 99 43 Martin Methodist 79 48 Lane 98 57 Blue Mountain (MS) 70 42 North Ala.

North Carolina

Through Games Of March 16, 2019

Average RPI Win:	106	WON-LOST	WINNING	LAST 10	STRENGTH OF	OPP. STRENGTH	TEAM	ADJ.	CONF.	ADJ CONF.
Average RPI Loss:	54	RECORD	PCT. RANK	GAMES	SCHEDULE	OF SCHEDULE	RPI	RPI	RPI	RPI
DIV. I ONLY	18- 14	137	1- 0	9	10	37	37	1	1	
DIV. I NON-CONF.	9- 5	104	0- 0	38	79	50	50	1	1	
TOTALS	RPI 1-25	RPI 26-50	W-L RECORDS	RPI 51-100	RPI 101-999	RPI 150+				
18- 14	2- 7	2- 1	OVERALL	7- 3	7- 3	3- 1				
10- 4	1- 2	0- 0	HOME	4- 2	5- 0	2- 0				
4- 7	1- 3	0- 0	AWAY	2- 1	1- 3	1- 1				
4- 3	0- 2	2- 1	NEUTRAL	1- 0	1- 0	0- 0				
9- 5	0- 1	2- 1	NON-CONFERENCE	2- 1	5- 2	3- 1				
5- 1	0- 0	0- 0	HOME	2- 1	3- 0	2- 0				
1- 2	0- 0	0- 0	AWAY	0- 0	1- 2	1- 1				
3- 2	0- 1	2- 1	NEUTRAL	0- 0	1- 0	0- 0				
9- 9	2- 6	0- 0	CONFERENCE	5- 2	2- 1	0- 0				
5- 3	1- 2	0- 0	HOME	2- 1	2- 0	0- 0				
3- 5	1- 3	0- 0	AWAY	2- 1	0- 1	0- 0				
1- 1	0- 1	0- 0	NEUTRAL	1- 0	0- 0	0- 0				

RPI 1-25				RPI 26-50				RPI 51-100				RPI 101+			
RPI	S	Opponent	Score	RPI	S	Opponent	Score	RPI	S	Opponent	Score	RPI	S	Opponent	Score
1	H	Notre Dame	78 73	30	N	Rice	71 50	51	A	Clemson	70 64	101	A	Ohio St.	69 76
1	N	Notre Dame	77 95	35	N	UCLA	83 49	54	H	Maine	73 85	115	N	South Fla.	71 69
3	A	Louisville	66 73	49	N	Auburn	81 86	68	H	Georgia Tech	91 90	123	H	UNCW	82 55
9	A	NC State	64 51					68	N	Georgia Tech	80 73	127	A	Pittsburgh	78 91
9	H	NC State	69 74					72	A	Virginia Tech	81 69	133	H	Boston College	93 78
10	A	Syracuse	77 90					78	A	Duke	44 62	147	H	Wake Forest	84 61
19	A	Miami (FL)	68 76					78	H	Duke	69 85	178	A	Colorado	74 86
21	H	Florida St.	63 64					83	H	Kent St.	73 60	229	H	Howard	85 63
22	N	Kentucky	75 85					92	H	VCU	59 47	240	A	Elon	100 69
								97	H	Virginia	70 53	309	H	UNC Greensboro	83 62
LAST 12 Division I GAMES:															
68	N	Georgia Tech	80 73	127	A	Pittsburgh	78 91								
1	N	Notre Dame	77 95	51	A	Clemson	70 64								
78	A	Duke	44 62	78	H	Duke	69 85								
9	H	NC State	69 74	9	A	NC State	64 51								
133	H	Boston College	93 78	68	H	Georgia Tech	91 90								
97	H	Virginia	70 53	1	H	Notre Dame	78 73								

Non-Div I Games:

North Carolina

Loss, Non-Conf, S Site, H Home A Away N Neutral

North Dakota

Through Games Of March 16, 2019

Average RPI Win:	273	WON-LOST	WINNING	LAST 10	STRENGTH OF	OPP. STRENGTH	TEAM	ADJ.	CONF.	ADJ CONF.
Average RPI Loss:	133	RECORD	PCT. RANK	GAMES	SCHEDULE	OF SCHEDULE	RPI	RPI	RPI	RPI
DIV. I ONLY	11- 19	242	1- 1	217	174	224	224	19	19	
DIV. I NON-CONF.	4- 8	241	0- 0	228	88	203	203	18	18	
TOTALS	RPI 1-25	RPI 26-50	W-L RECORDS	RPI 51-100	RPI 101-999	RPI 150+				
11- 19	0- 2	0- 5	OVERALL	0- 1	11- 11	11- 9				
3- 6	0- 0	0- 2	HOME	0- 0	3- 4	3- 4				
5- 12	0- 2	0- 2	AWAY	0- 1	5- 7	5- 5				
3- 1	0- 0	0- 1	NEUTRAL	0- 0	3- 0	3- 0				
4- 8	0- 2	0- 0	NON-CONFERENCE	0- 1	4- 5	4- 3				
0- 1	0- 0	0- 0	HOME	0- 0	0- 1	0- 1				
2- 7	0- 2	0- 0	AWAY	0- 1	2- 4	2- 2				
2- 0	0- 0	0- 0	NEUTRAL	0- 0	2- 0	2- 0				
7- 11	0- 0	0- 5	CONFERENCE	0- 0	7- 6	7- 6				
3- 5	0- 0	0- 2	HOME	0- 0	3- 3	3- 3				
3- 5	0- 0	0- 2	AWAY	0- 0	3- 3	3- 3				
1- 1	0- 0	0- 1	NEUTRAL	0- 0	1- 0	1- 0				

RPI	S	Opponent	Score	RPI	S	Opponent	Score	RPI	S	Opponent	Score	RPI	S	Opponent	Score	Team's RPI: 224
10	A	Syracuse	49 85	26	A	South Dakota St.	58 81	88	A	UNI	60 64	132	A	Illinois St.	55 67	
11	A	Iowa St.	35 87	26	H	South Dakota St.	48 66					145	A	Penn St.	68 75	
				39	A	South Dakota	54 87					160	A	Oral Roberts	75 67	
				39	H	South Dakota	50 80					160	H	Oral Roberts	58 80	
				39	N	South Dakota	61 84					167	A	Denver	66 87	
												167	H	Denver	91 92	
												167	N	Denver	80 67	
												197	H	Milwaukee	46 64	
												206	A	Massachusetts	59 52	
												209	A	Stetson	63 74	
												241	A	Western Ill.	90 111	
												241	H	Western Ill.	80 92	
												252	N	San Francisco	100 97	
												260	A	Rhode Island	63 77	
												270	N	Western Mich.	62 50	
												303	A	Valparaiso	62 56	
												321	A	North Dakota St.	57 69	
												321	H	North Dakota St.	70 58	
												326	A	Omaha	69 68	
												326	H	Omaha	68 57	
												334	A	Purdue Fort Wayne	74 58	
												334	H	Purdue Fort Wayne	79 60	
LAST 12 Division I GAMES:																
		167	N	Denver	80	67				26	A	South Dakota St.	58	81		
		39	N	South Dakota	61	84				321	H	North Dakota St.	70	58		
		39	A	South Dakota	54	87				326	A	Omaha	69	68		
		334	A	Purdue Fort Wayne	74	58				241	A	Western Ill.	90	111		
		167	H	Denver	91	92				39	H	South Dakota	50	80		
		160	H	Oral Roberts	58	80				321	A	North Dakota St.	57	69		

Non-Div I Games: Mayville St. 84 50

North Dakota

Loss, Non-Conf, S Site, H Home A Away N Neutral

Average RPI Win:	291	WON-LOST	WINNING	LAST 10	STRENGTH OF	OPP. STRENGTH	TEAM	ADJ.	CONF.	ADJ CONF.
Average RPI Loss:	160	RECORD	PCT. RANK	GAMES	SCHEDULE	OF SCHEDULE	RPI	RPI	RPI	RPI
DIV. I ONLY	6- 22	311	0- 1	264	208	321	321	19	19	
DIV. I NON-CONF.	2- 9	297	0- 0	300	201	333	333	18	18	
TOTALS	RPI 1-25	RPI 26-50	W-L RECORDS	RPI 51-100	RPI 101-999	RPI 150+				
6- 22	0- 0	0- 5	OVERALL	0- 1	6- 16	6- 14				
5- 7	0- 0	0- 2	HOME	0- 1	5- 4	5- 4				
1- 12	0- 0	0- 2	AWAY	0- 0	1- 10	1- 8				
0- 3	0- 0	0- 1	NEUTRAL	0- 0	0- 2	0- 2				
2- 9	0- 0	0- 0	NON-CONFERENCE	0- 1	2- 8	2- 6				
1- 3	0- 0	0- 0	HOME	0- 1	1- 2	1- 2				
1- 4	0- 0	0- 0	AWAY	0- 0	1- 4	1- 2				
0- 2	0- 0	0- 0	NEUTRAL	0- 0	0- 2	0- 2				
4- 13	0- 0	0- 5	CONFERENCE	0- 0	4- 8	4- 8				
4- 4	0- 0	0- 2	HOME	0- 0	4- 2	4- 2				
0- 8	0- 0	0- 2	AWAY	0- 0	0- 6	0- 6				
0- 1	0- 0	0- 1	NEUTRAL	0- 0	0- 0	0- 0				

RPI 1-25				RPI 26-50				RPI 51-100				RPI 101+				Team's RPI: 321	
RPI	S	Opponent	Score	RPI	S	Opponent	Score	RPI	S	Opponent	Score	RPI	S	Opponent	Score		
				26	A	South Dakota St.	33 86	91	H	Creighton	51 86	102	A	Pacific	68 75		
				26	H	South Dakota St.	48 88					126	A	Northern Ill.	63 81		
				39	A	South Dakota	57 76					160	A	Oral Roberts	72 101		
				39	H	South Dakota	41 67					160	H	Oral Roberts	54 65		
				39	N	South Dakota	51 74					167	A	Denver	54 81		
												167	H	Denver	67 87		
												176	N	North Texas	78 92		
												186	A	Wisconsin	53 64		
												197	H	Milwaukee	55 57		
												209	A	Stetson	59 60		
												224	A	North Dakota	58 70		
												224	H	North Dakota	69 57		
												228	H	UMKC	59 69		
												241	A	Western Ill.	70 82		
												241	H	Western Ill.	68 60		
												252	N	San Francisco	42 75		
												303	A	Valparaiso	51 48		
												318	H	New Hampshire	56 51		
												326	A	Omaha	61 78		
												326	H	Omaha	55 48		
												334	A	Purdue Fort Wayne	46 66		
												334	H	Purdue Fort Wayne	70 54		
LAST 12 Division I GAMES:																	
				39	N	South Dakota	51 74	167	H	Denver	67 87						
				334	A	Purdue Fort Wayne	46 66	224	A	North Dakota	58 70						
				39	A	South Dakota	57 76	241	A	Western Ill.	70 82						
				326	H	Omaha	55 48	160	A	Oral Roberts	72 101						
				26	H	South Dakota St.	48 88	26	A	South Dakota St.	33 86						
				160	H	Oral Roberts	54 65	224	H	North Dakota	69 57						

Non-Div I Games: Mayville St. 49 43

North Dakota St.

Loss, Non-Conf, S Site, H Home A Away N Neutral

North Florida

Through Games Of March 16, 2019

Average RPI Win:	280	WON-LOST	WINNING	LAST 10	STRENGTH OF	OPP. STRENGTH	TEAM	ADJ.	CONF.	ADJ CONF.
Average RPI Loss:	175	RECORD	PCT. RANK	GAMES	SCHEDULE	OF SCHEDULE	RPI	RPI	RPI	RPI
DIV. I ONLY	13- 14	189	1- 0	303	285	235	235	24	24	
DIV. I NON-CONF.	3- 6	241	0- 0	318	253	319	319	26	26	
TOTALS	RPI 1-25	RPI 26-50	W-L RECORDS	RPI 51-100	RPI 101-999	RPI 150+				
13- 14	0- 1	0- 1	OVERALL	0- 2	13- 10	13- 10				
8- 4	0- 0	0- 0	HOME	0- 1	8- 3	8- 3				
5- 10	0- 1	0- 1	AWAY	0- 1	5- 7	5- 7				
0- 0	0- 0	0- 0	NEUTRAL	0- 0	0- 0	0- 0				
3- 6	0- 1	0- 1	NON-CONFERENCE	0- 0	3- 4	3- 4				
3- 1	0- 0	0- 0	HOME	0- 0	3- 1	3- 1				
0- 5	0- 1	0- 1	AWAY	0- 0	0- 3	0- 3				
0- 0	0- 0	0- 0	NEUTRAL	0- 0	0- 0	0- 0				
10- 8	0- 0	0- 0	CONFERENCE	0- 2	10- 6	10- 6				
5- 3	0- 0	0- 0	HOME	0- 1	5- 2	5- 2				
5- 5	0- 0	0- 0	AWAY	0- 1	5- 4	5- 4				
0- 0	0- 0	0- 0	NEUTRAL	0- 0	0- 0	0- 0				

RPI 1-25					RPI 26-50					RPI 51-100					RPI 101+					Team's RPI: 235	
RPI	S	Opponent	Score		RPI	S	Opponent	Score		RPI	S	Opponent	Score		RPI	S	Opponent	Score			
21	A	Florida St.	53	74	47	A	Indiana	52	75	66	A	FGCU	48	80	183	A	Liberty	51	65		
										66	H	FGCU	66	105	183	A	Liberty	53	69		
															183	H	Liberty	66	54		
															199	A	North Ala.	55	53		
															199	A	North Ala.	62	77		
															199	H	North Ala.	64	70		
															201	A	Bethune-Cookman	60	76		
															209	A	Stetson	75	62		
															209	H	Stetson	71	57		
															231	A	Jacksonville	63	75		
															231	H	Jacksonville	72	80		
															239	A	Ole Miss	69	82		
															280	H	Charleston So.	82	76		
															281	A	Colorado St.	59	61		
															292	A	Kennesaw St.	71	60		
															292	H	Kennesaw St.	74	66		
															301	H	Alabama A&M	62	63		
															322	H	FIU	62	53		
															325	A	NJIT	78	59		
															325	H	NJIT	54	46		
															330	A	Lipscomb	68	53		
															330	H	Lipscomb	72	66		
															346	H	Florida A&M	64	53		
LAST 12 Division I GAMES:																					
199	A	North Ala.	55	53	325	A	NJIT	78	59												
183	A	Liberty	51	65	292	H	Kennesaw St.	74	66												
325	H	NJIT	54	46	199	A	North Ala.	62	77												
209	A	Stetson	75	62	330	H	Lipscomb	72	66												
183	H	Liberty	66	54	292	A	Kennesaw St.	71	60												
231	A	Jacksonville	63	75	66	A	FGCU	48	80												

Non-Div I Games: Warner 67 36 Trinity Baptist 99 40

North Florida

Loss, Non-Conf, S Site, H Home A Away N Neutral

North Texas

Through Games Of March 16, 2019

Average RPI Win:	220	WON-LOST	WINNING	LAST 10	STRENGTH OF	OPP. STRENGTH	TEAM	ADJ.	CONF.	ADJ CONF.
Average RPI Loss:	119	RECORD	PCT. RANK	GAMES	SCHEDULE	OF SCHEDULE	RPI	RPI	RPI	RPI
DIV. I ONLY	12- 15	210	1- 0	107	136	176	176	14	14	
DIV. I NON-CONF.	4- 5	190	0- 0	167	150	218	218	17	17	
TOTALS	RPI 1-25	RPI 26-50	W-L RECORDS	RPI 51-100	RPI 101-999	RPI 150+				
12- 15	0- 0	0- 5	OVERALL	2- 4	10- 6	9- 5				
7- 6	0- 0	0- 2	HOME	1- 1	6- 3	5- 2				
3- 7	0- 0	0- 2	AWAY	1- 2	2- 3	2- 3				
2- 2	0- 0	0- 1	NEUTRAL	0- 1	2- 0	2- 0				
4- 5	0- 0	0- 2	NON-CONFERENCE	1- 1	3- 2	3- 2				
3- 2	0- 0	0- 1	HOME	1- 0	2- 1	2- 1				
0- 2	0- 0	0- 1	AWAY	0- 0	0- 1	0- 1				
1- 1	0- 0	0- 0	NEUTRAL	0- 1	1- 0	1- 0				
8- 10	0- 0	0- 3	CONFERENCE	1- 3	7- 4	6- 3				
4- 4	0- 0	0- 1	HOME	0- 1	4- 2	3- 1				
3- 5	0- 0	0- 1	AWAY	1- 2	2- 2	2- 2				
1- 1	0- 0	0- 1	NEUTRAL	0- 0	1- 0	1- 0				

RPI 1-25				RPI 26-50				RPI 51-100				RPI 101+				Team's RPI: 176
RPI	S	Opponent	Score	RPI	S	Opponent	Score	RPI	S	Opponent	Score	RPI	S	Opponent	Score	
				29	H	Texas	54 64	62	N	Wyoming	49 53	105	H	Charlotte	68 63	
				30	A	Rice	52 64	64	A	Middle Tenn.	46 61	110	H	Old Dominion	71 72	
				30	H	Rice	47 59	65	H	Missouri St.	83 76	172	A	Louisiana Tech	65 54	
				30	N	Rice	43 61	95	A	Western Ky.	76 67	180	H	Utah St.	41 57	
				33	A	Kansas St.	42 60	95	H	Western Ky.	66 71	195	A	Southern Miss.	62 48	
								100	A	UAB	60 70	195	N	Southern Miss.	49 46	
												222	A	Marshall	55 67	
												232	A	SMU	66 73	
												259	A	UTEP	51 59	
												259	H	UTEP	70 51	
												276	H	CSU Bakersfield	71 59	
												302	H	UTSA	54 57	
												307	H	Fla. Atlantic	82 62	
												321	N	North Dakota St.	92 78	
												322	H	FIU	75 50	
												332	H	Houston Baptist	100 75	
LAST 12 Division I GAMES:																
				195	N	Southern Miss.	49 46	307	H	Fla. Atlantic	82 62					
				30	N	Rice	43 61	95	A	Western Ky.	76 67					
				259	A	UTEP	51 59	222	A	Marshall	55 67					
				95	H	Western Ky.	66 71	105	H	Charlotte	68 63					
				30	H	Rice	47 59	110	H	Old Dominion	71 72					
				322	H	FIU	75 50	64	A	Middle Tenn.	46 61					

Non-Div I Games: Mid-Amer. Christian82 35 Xavier (LA) 59 46 Okla. Panhandle 93 52

North Texas

Loss, Non-Conf, S Site, H Home A Away N Neutral

Northeastern

Through Games Of March 16, 2019

Average RPI Win:	188	WON-LOST	WINNING	LAST 10	STRENGTH OF	OPP. STRENGTH	TEAM	ADJ.	CONF.	ADJ CONF.
Average RPI Loss:	110	RECORD	PCT. RANK	GAMES	SCHEDULE	OF SCHEDULE	RPI	RPI	RPI	RPI
DIV. I ONLY	20- 11	94	1- 0	122	125	96	96	10	10	
DIV. I NON-CONF.	10- 1	17	0- 0	159	213	27	27	10	10	
TOTALS	RPI 1-25	RPI 26-50	W-L RECORDS	RPI 51-100	RPI 101-999	RPI 150+				
20- 11	0- 0	0- 2	OVERALL	2- 3	18- 6	12- 2				
12- 3	0- 0	0- 1	HOME	2- 1	10- 1	7- 1				
7- 7	0- 0	0- 1	AWAY	0- 1	7- 5	5- 1				
1- 1	0- 0	0- 0	NEUTRAL	0- 1	1- 0	0- 0				
10- 1	0- 0	0- 0	NON-CONFERENCE	2- 0	8- 1	6- 0				
6- 0	0- 0	0- 0	HOME	2- 0	4- 0	4- 0				
4- 1	0- 0	0- 0	AWAY	0- 0	4- 1	2- 0				
0- 0	0- 0	0- 0	NEUTRAL	0- 0	0- 0	0- 0				
10- 10	0- 0	0- 2	CONFERENCE	0- 3	10- 5	6- 2				
6- 3	0- 0	0- 1	HOME	0- 1	6- 1	3- 1				
3- 6	0- 0	0- 1	AWAY	0- 1	3- 4	3- 1				
1- 1	0- 0	0- 0	NEUTRAL	0- 1	1- 0	0- 0				

RPI S	Opponent	Score	RPI S	Opponent	Score	RPI S	Opponent	Score	RPI S	Opponent	Score
36	A James Madison	49 84	36	H James Madison	51 58	54	H Maine	63 55	107	A Towson	83 88
						63	A Drexel	45 76	107	H Towson	77 68
						63	H Drexel	59 61	118	A Marist	84 90
						63	N Drexel	69 73	119	A Dayton	84 79
						82	H Fordham	58 54	120	A Providence	65 59
									123	A UNCW	70 83
									123	H UNCW	83 54
									123	N UNCW	75 64
									138	A Delaware	63 77
									138	H Delaware	75 62
									161	A William & Mary	75 71
									161	H William & Mary	88 74
									175	H Boston U.	81 51
									206	H Massachusetts	53 52
									213	A Florida	79 66
									230	A Hofstra	61 78
									230	H Hofstra	62 63
									240	A Elon	83 57
									240	H Elon	79 71
									284	A Fairfield	59 50
									296	A Col. of Charleston	87 56
									296	H Col. of Charleston	81 69
									297	H Air Force	54 41
									318	H New Hampshire	69 54
LAST 12 Division I GAMES:											
123	N UNCW	75 64	230	H Hofstra	62 63						
63	N Drexel	69 73	63	A Drexel	45 76						
240	A Elon	83 57	138	A Delaware	63 77						
161	A William & Mary	75 71	107	H Towson	77 68						
296	H Col. of Charleston	81 69	36	H James Madison	51 58						
123	H UNCW	83 54	123	A UNCW	70 83						

Non-Div I Games:

Northeastern

■ Loss,
 ■ Non-Conf,
 ■ S Site,
 ■ H Home
 ■ A Away
 N Neutral

Average RPI Win:	214	WON-LOST	WINNING	LAST 10	STRENGTH OF	OPP. STRENGTH	TEAM	ADJ.	CONF.	ADJ CONF.
Average RPI Loss:	151	RECORD	PCT. RANK	GAMES	SCHEDULE	OF SCHEDULE	RPI	RPI	RPI	RPI
DIV. I ONLY	13- 18	217	1- 1	236	144	223	223	16	16	
DIV. I NON-CONF.	4- 5	190	0- 0	248	91	201	201	12	12	
TOTALS	RPI 1-25	RPI 26-50	W-L RECORDS	RPI 51-100	RPI 101-999	RPI 150+				
13- 18	0- 0	0- 0	OVERALL	0- 5	13- 13	8- 7				
7- 6	0- 0	0- 0	HOME	0- 2	7- 4	4- 2				
5- 10	0- 0	0- 0	AWAY	0- 2	5- 8	3- 4				
1- 2	0- 0	0- 0	NEUTRAL	0- 1	1- 1	1- 1				
4- 5	0- 0	0- 0	NON-CONFERENCE	0- 2	4- 3	2- 2				
2- 1	0- 0	0- 0	HOME	0- 1	2- 0	1- 0				
2- 3	0- 0	0- 0	AWAY	0- 1	2- 2	1- 1				
0- 1	0- 0	0- 0	NEUTRAL	0- 0	0- 1	0- 1				
9- 13	0- 0	0- 0	CONFERENCE	0- 3	9- 10	6- 5				
5- 5	0- 0	0- 0	HOME	0- 1	5- 4	3- 2				
3- 7	0- 0	0- 0	AWAY	0- 1	3- 6	2- 3				
1- 1	0- 0	0- 0	NEUTRAL	0- 1	1- 0	1- 0				

RPI S	Opponent	Score	RPI S	Opponent	Score	RPI S	Opponent	Score	RPI S	Opponent	Score	Team's RPI: 223
						55	H New Mexico	55 84	104	A Loyola Marymount	63 62	
						80	A Arizona	47 71	106	A Portland St.	55 72	
						84	A Idaho	72 90	106	H Portland St.	59 74	
						84	H Idaho	69 86	109	A Idaho St.	81 77	
						84	N Idaho	73 90	109	H Idaho St.	69 80	
									121	H Fresno St.	86 73	
									128	A Northern Colo.	53 63	
									128	H Northern Colo.	79 68	
									136	A Washington	59 81	
									148	A Montana St.	70 80	
									148	H Montana St.	76 72	
									181	A Eastern Wash.	76 81	
									181	H Eastern Wash.	62 64	
									187	A Montana	62 78	
									187	H Montana	82 65	
									214	H California Baptist	91 88	
									232	N SMU	48 55	
									265	A Sacramento St.	61 65	
									265	H Sacramento St.	71 69	
									265	N Sacramento St.	74 69	
									272	A Southern Utah	78 69	
									272	H Southern Utah	76 82	
									281	A Colorado St.	54 65	
									313	A Weber St.	75 64	
									313	H Weber St.	74 64	
									337	A Seattle U	65 58	
LAST 12 Division I GAMES:												
			265	N Sacramento St.	74 69	181	A Eastern Wash.	76 81				
			84	N Idaho	73 90	84	A Idaho	72 90				
			232	N SMU	48 55	265	H Sacramento St.	71 69				
			128	H Northern Colo.	79 68	106	H Portland St.	59 74				
			187	H Montana	82 65	313	A Weber St.	75 64				
			148	H Montana St.	76 72	109	A Idaho St.	81 77				

Non-Div I Games:

Northern Ariz.

■ Loss,
■ Non-Conf, S Site,
■ Home
■ Away
N Neutral

NORTHSHORE COLLEGE				THROUGH GAMES OF MARCH 10, 2013						
Average RPI Win:	199	WON-LOST	WINNING	LAST 10	STRENGTH OF	OPP. STRENGTH	TEAM	ADJ.	CONF.	ADJ CONF.
Average RPI Loss:	174	RECORD	PCT. RANK	GAMES	SCHEDULE	OF SCHEDULE	RPI	RPI	RPI	RPI
DIV. I ONLY	21- 10	73	1- 1	280	123	128	128	16	16	
DIV. I NON-CONF.	5- 4	139	0- 0	293	54	160	160	12	12	
TOTALS	RPI 1-25	RPI 26-50	W-L RECORDS	RPI 51-100	RPI 101-999	RPI 150+				
21- 10	0- 0	0- 1	OVERALL	2- 1	19- 8	15- 6				
10- 3	0- 0	0- 0	HOME	1- 0	9- 3	7- 2				
10- 6	0- 0	0- 1	AWAY	1- 1	9- 4	7- 3				
1- 1	0- 0	0- 0	NEUTRAL	0- 0	1- 1	1- 1				
5- 4	0- 0	0- 1	NON-CONFERENCE	0- 1	5- 2	5- 2				
3- 0	0- 0	0- 0	HOME	0- 0	3- 0	3- 0				
2- 4	0- 0	0- 1	AWAY	0- 1	2- 2	2- 2				
0- 0	0- 0	0- 0	NEUTRAL	0- 0	0- 0	0- 0				
16- 6	0- 0	0- 0	CONFERENCE	2- 0	14- 6	10- 4				
7- 3	0- 0	0- 0	HOME	1- 0	6- 3	4- 2				
8- 2	0- 0	0- 0	AWAY	1- 0	7- 2	5- 1				
1- 1	0- 0	0- 0	NEUTRAL	0- 0	1- 1	1- 1				

[illegible]

Non-Div I Games:

Northern Colo.

Loss, Non-Conf, S Site, H Home A Away N Neutral

RPI	S	Opponent	Score
313	H	Weber St.	54 55

Northern Colo. .

N
o
r
t
h
e
r
n
C
o
l
o
.

N
o
r
t
h
e
r
n
C
o
l
o
.

Average RPI Win:	217	WON-LOST	WINNING	LAST 10	STRENGTH OF	OPP. STRENGTH	TEAM	ADJ.	CONF.	ADJ CONF.
Average RPI Loss:	76	RECORD	PCT. RANK	GAMES	SCHEDULE	OF SCHEDULE	RPI	RPI	RPI	RPI
DIV. I ONLY	19- 13	122	1- 0	152	95	126	126	8	8	
DIV. I NON-CONF.	8- 4	91	0- 0	290	133	149	149	9	9	
TOTALS	RPI 1-25	RPI 26-50	W-L RECORDS	RPI 51-100	RPI 101-999	RPI 150+				
19- 13	0- 2	1- 6	OVERALL	2- 2	16- 3	15- 3				
13- 3	0- 0	1- 2	HOME	2- 0	10- 1	9- 1				
4- 9	0- 2	0- 3	AWAY	0- 2	4- 2	4- 2				
2- 1	0- 0	0- 1	NEUTRAL	0- 0	2- 0	2- 0				
8- 4	0- 1	0- 1	NON-CONFERENCE	1- 0	7- 2	6- 2				
6- 0	0- 0	0- 0	HOME	1- 0	5- 0	4- 0				
0- 4	0- 1	0- 1	AWAY	0- 0	0- 2	0- 2				
2- 0	0- 0	0- 0	NEUTRAL	0- 0	2- 0	2- 0				
11- 9	0- 1	1- 5	CONFERENCE	1- 2	9- 1	9- 1				
7- 3	0- 0	1- 2	HOME	1- 0	5- 1	5- 1				
4- 5	0- 1	0- 2	AWAY	0- 2	4- 0	4- 0				
0- 1	0- 0	0- 1	NEUTRAL	0- 0	0- 0	0- 0				

RPI 1-25				RPI 26-50				RPI 51-100				RPI 101+				Team's RPI: 126
RPI	S	Opponent	Score	RPI	S	Opponent	Score	RPI	S	Opponent	Score	RPI	S	Opponent	Score	
11	A	Iowa St.	60 70	32	A	Central Mich.	52 76	83	A	Kent St.	78 87	141	H	Yale	89 80	
25	A	Buffalo	64 93	32	H	Central Mich.	66 89	85	A	Toledo	53 64	155	A	Southern Ill.	73 82	
				34	H	Ohio	53 69	85	H	Toledo	54 52	164	H	Akron	70 59	
				34	N	Ohio	56 72	88	H	UNI	70 59	187	A	Montana	70 86	
				44	A	Miami (OH)	45 70					196	A	Eastern Mich.	68 65	
				44	H	Miami (OH)	82 71					196	H	Eastern Mich.	70 60	
				47	A	Indiana	73 91					219	A	Bowling Green	66 52	
												219	H	Bowling Green	88 47	
												220	A	Ball St.	93 83	
												220	H	Ball St.	64 67	
												241	N	Western Ill.	86 61	
												246	N	Nevada	98 69	
												270	A	Western Mich.	74 71	
												270	H	Western Mich.	70 69	
												270	H	Western Mich.	77 64	
												282	H	Brown	109 102	
												295	H	Eastern Ill.	78 59	
												321	H	North Dakota St.	81 63	
												348	H	Chicago St.	114 52	
LAST 12 Division I GAMES:																
				270	H	Western Mich.	70 69					220	H	Ball St.	64 67	
				34	N	Ohio	56 72					85	A	Toledo	53 64	
				246	N	Nevada	98 69					196	H	Eastern Mich.	70 60	
				88	H	UNI	70 59					32	A	Central Mich.	52 76	
				11	A	Iowa St.	60 70					85	H	Toledo	54 52	
				270	A	Western Mich.	74 71					44	A	Miami (OH)	45 70	

Non-Div I Games:

Northern Ill.

■ Loss,
■ Non-Conf,
■ S Site,
■ H Home
■ A Away
N Neutral

Average RPI Win:	271	WON-LOST	WINNING	LAST 10	STRENGTH OF	OPP. STRENGTH	TEAM	ADJ.	CONF.	ADJ CONF.
Average RPI Loss:	129	RECORD	PCT. RANK	GAMES	SCHEDULE	OF SCHEDULE	RPI	RPI	RPI	RPI
DIV. I ONLY	10- 18	250	0- 1	187	213	244	244	21	21	
DIV. I NON-CONF.	0- 9	336	0- 0	62	105	291	291	19	19	
TOTALS	RPI 1-25	RPI 26-50	W-L RECORDS	RPI 51-100	RPI 101-999	RPI 150+				
10- 18	0- 1	0- 1	OVERALL	0- 6	10- 10	8- 5				
7- 4	0- 0	0- 1	HOME	0- 2	7- 1	5- 0				
3- 11	0- 1	0- 0	AWAY	0- 3	3- 7	3- 3				
0- 3	0- 0	0- 0	NEUTRAL	0- 1	0- 2	0- 2				
0- 9	0- 1	0- 1	NON-CONFERENCE	0- 2	0- 5	0- 3				
0- 2	0- 0	0- 1	HOME	0- 0	0- 1	0- 0				
0- 4	0- 1	0- 0	AWAY	0- 1	0- 2	0- 1				
0- 3	0- 0	0- 0	NEUTRAL	0- 1	0- 2	0- 2				
10- 9	0- 0	0- 0	CONFERENCE	0- 4	10- 5	8- 2				
7- 2	0- 0	0- 0	HOME	0- 2	7- 0	5- 0				
3- 7	0- 0	0- 0	AWAY	0- 2	3- 5	3- 2				
0- 0	0- 0	0- 0	NEUTRAL	0- 0	0- 0	0- 0				

RPI 1-25				RPI 26-50				RPI 51-100				RPI 101+ Team's RPI: 244			
RPI	S	Opponent	Score	RPI	S	Opponent	Score	RPI	S	Opponent	Score	RPI	S	Opponent	Score
3	A	Louisville	59 92	46	H	Belmont	53 71	58	A	Wright St.	56 78	120	A	Providence	43 48
								58	H	Wright St.	55 61	122	A	Youngstown St.	66 77
								69	A	Green Bay	42 70	122	H	Youngstown St.	65 62
								69	H	Green Bay	61 81	132	H	Illinois St.	53 58
								83	A	Kent St.	61 62	135	A	IUPUI	44 60
								99	N	Pepperdine	46 51	135	A	IUPUI	48 70
												135	H	IUPUI	60 57
												164	N	Akron	60 77
												197	A	Milwaukee	38 59
												197	H	Milwaukee	55 54
												261	A	Austin Peay	48 52
												283	N	La Salle	56 74
												285	A	Cleveland St.	47 76
												285	H	Cleveland St.	74 55
												310	A	Oakland	74 63
												310	H	Oakland	72 50
												336	A	Detroit Mercy	81 63
												336	H	Detroit Mercy	68 56
												339	A	UIC	67 49
												339	H	UIC	78 44
LAST 12 Division I GAMES:															
135	A	IUPUI	44 60	197	A	Milwaukee	38 59								
336	A	Detroit Mercy	81 63	69	A	Green Bay	42 70								
310	A	Oakland	74 63	339	H	UIC	78 44								
285	H	Cleveland St.	74 55	135	H	IUPUI	60 57								
122	H	Youngstown St.	65 62	310	H	Oakland	72 50								
58	A	Wright St.	56 78	336	H	Detroit Mercy	68 56								

Non-Div I Games: Alderson Broadus 73 32

Northern Ky.

■ Loss,
 ■ Non-Conf,
 ■ S Site,
 ■ Home
 ■ Away
 N Neutral

Northwestern

Through Games Of March 16, 2019

Average RPI Win: 158		WON-LOST	WINNING	LAST 10	STRENGTH OF	OPP. STRENGTH	TEAM	ADJ.	CONF.	ADJ CONF.
Average RPI Loss: 67		RECORD	PCT. RANK	GAMES	SCHEDULE	OF SCHEDULE	RPI	RPI	RPI	RPI
DIV. I ONLY		16- 14	148	0- 1	86	47	116	116	4	4
DIV. I NON-CONF.		7- 4	108	0- 0	229	40	155	155	6	6
TOTALS		RPI 1-25	RPI 26-50	W-L RECORDS	RPI 51-100	RPI 101-999	RPI 150+			
16- 14	0- 4		3- 3	OVERALL	3- 3	10- 4	7- 1			
10- 5	0- 1		2- 0	HOME	1- 2	7- 2	4- 0			
5- 7	0- 3		1- 2	AWAY	2- 1	2- 1	2- 0			
1- 2	0- 0		0- 1	NEUTRAL	0- 0	1- 1	1- 1			
7- 4	0- 2		0- 0	NON-CONFERENCE	2- 0	5- 2	4- 1			
4- 2	0- 1		0- 0	HOME	1- 0	3- 1	2- 0			
2- 1	0- 1		0- 0	AWAY	1- 0	1- 0	1- 0			
1- 1	0- 0		0- 0	NEUTRAL	0- 0	1- 1	1- 1			
9- 10	0- 2		3- 3	CONFERENCE	1- 3	5- 2	3- 0			
6- 3	0- 0		2- 0	HOME	0- 2	4- 1	2- 0			
3- 6	0- 2		1- 2	AWAY	1- 1	1- 1	1- 0			
0- 1	0- 0		0- 1	NEUTRAL	0- 0	0- 0	0- 0			

RPI 1-25				RPI 26-50				RPI 51-100				RPI 101+ Team's RPI: 116			
RPI	S	Opponent	Score	RPI	S	Opponent	Score	RPI	S	Opponent	Score	RPI	S	Opponent	Score
7	A	Iowa	50 74	28	A	Rutgers	41 45	69	A	Green Bay	57 55	101	H	Ohio St.	76 59
12	H	Marquette	57 76	43	H	Michigan St.	70 62	78	H	Duke	84 58	108	A	Minnesota	64 73
14	A	Maryland	57 72	43	N	Michigan St.	52 68	90	A	Purdue	58 61	108	H	Minnesota	54 61
20	A	DePaul	60 76	45	A	Michigan	78 79	90	H	Purdue	54 57	113	H	UT Martin	90 64
				47	A	Indiana	75 69	94	A	Nebraska	58 54	127	H	Pittsburgh	49 52
				47	H	Indiana	69 49	94	H	Nebraska	64 71	145	H	Penn St.	78 63
												151	N	Kansas	57 66
												186	H	Wisconsin	72 46
												213	A	Florida	83 74
												225	A	Illinois	64 56
												225	H	Illinois	68 45
												258	N	Wichita St.	65 43
												339	H	UIC	87 44
												348	H	Chicago St.	97 35
LAST 12 Division I GAMES:															
43	N	Michigan St.	52 68	145	H	Penn St.	78 63								
151	N	Kansas	57 66	108	A	Minnesota	64 73								
7	A	Iowa	50 74	14	A	Maryland	57 72								
47	H	Indiana	69 49	101	H	Ohio St.	76 59								
94	H	Nebraska	64 71	108	H	Minnesota	54 61								
90	A	Purdue	58 61	225	A	Illinois	64 56								

Non-Div I Games:

Northwestern

■ Loss,
 ■ Non-Conf,
 ■ S Site,
 ■ H Home
 ■ A Away
 N Neutral

Average RPI Win:	319	WON-LOST	WINNING	LAST 10	STRENGTH OF	OPP. STRENGTH	TEAM	ADJ.	CONF.	ADJ CONF.
Average RPI Loss:	175	RECORD	PCT. RANK	GAMES	SCHEDULE	OF SCHEDULE	RPI	RPI	RPI	RPI
DIV. I ONLY	7- 18	284	0- 0	317	279	317	317	25	25	
DIV. I NON-CONF.	1- 6	318	0- 0	303	97	338	338	22	22	
TOTALS	RPI 1-25	RPI 26-50	W-L RECORDS	RPI 51-100	RPI 101-999	RPI 150+				
7- 18	0- 0	0- 1	OVERALL	0- 4	7- 13	7- 12				
5- 6	0- 0	0- 0	HOME	0- 2	5- 4	5- 3				
2- 12	0- 0	0- 1	AWAY	0- 2	2- 9	2- 9				
0- 0	0- 0	0- 0	NEUTRAL	0- 0	0- 0	0- 0				
1- 6	0- 0	0- 1	NON-CONFERENCE	0- 1	1- 4	1- 4				
1- 1	0- 0	0- 0	HOME	0- 0	1- 1	1- 1				
0- 5	0- 0	0- 1	AWAY	0- 1	0- 3	0- 3				
0- 0	0- 0	0- 0	NEUTRAL	0- 0	0- 0	0- 0				
6- 12	0- 0	0- 0	CONFERENCE	0- 3	6- 9	6- 8				
4- 5	0- 0	0- 0	HOME	0- 2	4- 3	4- 2				
2- 7	0- 0	0- 0	AWAY	0- 1	2- 6	2- 6				
0- 0	0- 0	0- 0	NEUTRAL	0- 0	0- 0	0- 0				

RPI 1-25				RPI 26-50				RPI 51-100				RPI 101+				Team's RPI: 317
RPI	S	Opponent	Score	RPI	S	Opponent	Score	RPI	S	Opponent	Score	RPI	S	Opponent	Score	
				29	A	Texas	66 104	61	H	Lamar University	70 94	129	H	Abilene Christian	63 72	
								67	A	Arkansas	53 98	154	A	Oklahoma	56 93	
								76	A	SFA	56 84	157	A	Alabama	73 87	
								76	H	SFA	67 87	166	A	Nicholls St.	86 97	
												166	H	Nicholls St.	67 89	
												182	A	Sam Houston St.	55 66	
												195	A	Southern Miss.	54 69	
												233	A	A&M-Corpus Christi	55 79	
												278	A	Central Ark.	52 74	
												278	H	Central Ark.	78 74	
												288	A	New Orleans	73 84	
												288	H	New Orleans	62 67	
												300	H	La.-Monroe	55 63	
												308	A	Incarinate Word	91 100	
												312	A	McNeese	89 73	
												312	H	McNeese	82 63	
												323	A	Southeastern La.	60 56	
												323	H	Southeastern La.	58 47	
												332	H	Houston Baptist	63 46	
												350	H	Alcorn	78 65	
LAST 12 Division I GAMES:																
				278	H	Central Ark.	78 74	61	H	Lamar University	70 94					
				166	H	Nicholls St.	67 89	312	A	McNeese	89 73					
				323	A	Southeastern La.	60 56	288	A	New Orleans	73 84					
				308	A	Incarinate Word	91 100	278	A	Central Ark.	52 74					
				332	H	Houston Baptist	63 46	288	H	New Orleans	62 67					
				76	H	SFA	67 87	323	H	Southeastern La.	58 47					

Non-Div I Games: Loyola (LA) 71 66 Central Baptist 82 56 LeTourneau 100 40 Centenary (LA) 94 51 Northwestern St.

Average RPI Win:	64	WON-LOST	WINNING	LAST 10	STRENGTH OF	OPP. STRENGTH	TEAM	ADJ.	CONF.	ADJ CONF.
Average RPI Loss:	21	RECORD	PCT. RANK	GAMES	SCHEDULE	OF SCHEDULE	RPI	RPI	RPI	RPI
DIV. I ONLY	30- 3	4	1- 0	1	1	1	1	1	1	1
DIV. I NON-CONF.	13- 1	9	0- 0	1	7	1	1	1	1	1
TOTALS	RPI 1-25	RPI 26-50	W-L RECORDS	RPI 51-100	RPI 101-999	RPI 150+				
30- 3	12- 2	1- 1	OVERALL	11- 0	6- 0	1- 0				
14- 1	3- 1	0- 0	HOME	6- 0	5- 0	1- 0				
10- 2	4- 1	0- 1	AWAY	5- 0	1- 0	0- 0				
6- 0	5- 0	1- 0	NEUTRAL	0- 0	0- 0	0- 0				
13- 1	6- 1	0- 0	NON-CONFERENCE	5- 0	2- 0	1- 0				
6- 1	1- 1	0- 0	HOME	3- 0	2- 0	1- 0				
4- 0	2- 0	0- 0	AWAY	2- 0	0- 0	0- 0				
3- 0	3- 0	0- 0	NEUTRAL	0- 0	0- 0	0- 0				
17- 2	6- 1	1- 1	CONFERENCE	6- 0	4- 0	0- 0				
8- 0	2- 0	0- 0	HOME	3- 0	3- 0	0- 0				
6- 2	2- 1	0- 1	AWAY	3- 0	1- 0	0- 0				
3- 0	2- 0	1- 0	NEUTRAL	0- 0	0- 0	0- 0				

RPI S	Opponent	Score	RPI S	Opponent	Score	RPI S	Opponent	Score	RPI S	Opponent	Score
3	H Louisville	82 68	37	A North Carolina	73 78	51	A Clemson	101 63	125	H Lehigh	95 68
3	N Louisville	99 79	37	N North Carolina	95 77	52	H Penn	75 55	127	H Pittsburgh	100 44
6	H UConn	71 89				59	A Tennessee	77 62	133	A Boston College	97 47
7	H Iowa	105 71				68	A Georgia Tech	76 55	133	H Boston College	92 63
9	A NC State	95 72				68	H Georgia Tech	90 50	147	H Wake Forest	78 48
10	A Syracuse	98 68				72	A Virginia Tech	80 51	255	H Binghamton	103 53
10	N Syracuse	91 66				78	H Duke	89 61			
12	A Marquette	87 63				85	A Toledo	72 56			
13	N Gonzaga	81 65				87	H Harvard	103 58			
17	N Drake	82 64				95	H Western Ky.	94 53			
19	A Miami (FL)	65 72				97	H Virginia	103 66			
20	A DePaul	101 77									
21	H Florida St.	97 70									
24	N Oregon St.	91 81									
LAST 12 Division I GAMES:											
	37	N North Carolina	95	77	10	A Syracuse	98	68			
		3	N Louisville	99	79	78	H Duke	89	61		
		10	N Syracuse	91	66	9	A NC State	95	72		
		24	N Oregon St.	91	81	133	A Boston College	97	47		
		17	N Drake	82	64	21	H Florida St.	97	70		
		97	H Virginia	103	66	19	A Miami (FL)	65	72		

Non-Div I Games:

Notre Dame

Average RPI Win:	324	WON-LOST	WINNING	LAST 10	STRENGTH OF	OPP. STRENGTH	TEAM	ADJ.	CONF.	ADJ CONF.
Average RPI Loss:	138	RECORD	PCT. RANK	GAMES	SCHEDULE	OF SCHEDULE	RPI	RPI	RPI	RPI
DIV. I ONLY	4- 24	338	0- 1	147	209	310	310	21	21	
DIV. I NON-CONF.	1- 8	322	0- 0	40	83	249	249	19	19	
TOTALS	RPI 1-25	RPI 26-50	W-L RECORDS	RPI 51-100	RPI 101-999	RPI 150+				
4- 24	0- 0	0- 4	OVERALL	0- 6	4- 14	4- 9				
3- 10	0- 0	0- 3	HOME	0- 2	3- 5	3- 3				
1- 13	0- 0	0- 1	AWAY	0- 4	1- 8	1- 5				
0- 1	0- 0	0- 0	NEUTRAL	0- 0	0- 1	0- 1				
1- 8	0- 0	0- 4	NON-CONFERENCE	0- 1	1- 3	1- 2				
1- 3	0- 0	0- 3	HOME	0- 0	1- 0	1- 0				
0- 4	0- 0	0- 1	AWAY	0- 1	0- 2	0- 1				
0- 1	0- 0	0- 0	NEUTRAL	0- 0	0- 1	0- 1				
3- 16	0- 0	0- 0	CONFERENCE	0- 5	3- 11	3- 7				
2- 7	0- 0	0- 0	HOME	0- 2	2- 5	2- 3				
1- 9	0- 0	0- 0	AWAY	0- 3	1- 6	1- 4				
0- 0	0- 0	0- 0	NEUTRAL	0- 0	0- 0	0- 0				

RPI S	Opponent	Score	RPI S	Opponent	Score	RPI S	Opponent	Score	RPI S	Opponent	Score	Team's RPI: 310
32	A Central Mich.	61 104	58	A Wright St.	58 69	122	A Youngstown St.	61 76				
43	H Michigan St.	58 102	58	A Wright St.	60 83	122	H Youngstown St.	55 69				
45	H Michigan	59 85	58	H Wright St.	64 73	132	A Illinois St.	56 62				
47	H Indiana	32 59	69	A Green Bay	32 72	135	A IUPUI	53 82				
			69	H Green Bay	53 77	135	H IUPUI	70 76				
			83	A Kent St.	65 75	153	A Bradley	64 73				
						164	N Akron	65 85				
						197	A Milwaukee	53 83				
						197	H Milwaukee	52 79				
						244	A Northern Ky.	50 72				
						244	H Northern Ky.	63 74				
						285	A Cleveland St.	90 98				
						285	H Cleveland St.	62 64				
						286	H Canisius	71 60				
						336	A Detroit Mercy	76 65				
						336	H Detroit Mercy	74 67				
						339	A UIC	65 69				
						339	H UIC	74 57				
LAST 12 Division I GAMES:												
58	A Wright St.	60 83	135	H IUPUI	70 76							
58	H Wright St.	64 73	336	A Detroit Mercy	76 65							
244	H Northern Ky.	63 74	285	A Cleveland St.	90 98							
197	A Milwaukee	53 83	122	A Youngstown St.	61 76							
69	A Green Bay	32 72	244	A Northern Ky.	50 72							
339	H UIC	74 57	58	A Wright St.	58 69							

Non-Div I Games: Grace Bible (MI) 94 48 Rochester College 64 46

Oakland

Loss, Non-Conf, S Site, H Home A Away N Neutral

Average RPI Win:	164	WON-LOST	WINNING	LAST 10	STRENGTH OF	OPP. STRENGTH	TEAM	ADJ.	CONF.	ADJ CONF.
Average RPI Loss:	42	RECORD	PCT. RANK	GAMES	SCHEDULE	OF SCHEDULE	RPI	RPI	RPI	RPI
DIV. I ONLY	27- 5	13	2- 1	96	88	34	34	8	8	
DIV. I NON-CONF.	11- 0	1	0- 0	273	192	44	44	9	9	
TOTALS	RPI 1-25	RPI 26-50	W-L RECORDS	RPI 51-100	RPI 101-999	RPI 150+				
27- 5	1- 2	3- 2	OVERALL	5- 1	18- 0	14- 0				
12- 3	0- 1	0- 2	HOME	2- 0	10- 0	9- 0				
11- 1	1- 0	2- 0	AWAY	2- 1	6- 0	4- 0				
4- 1	0- 1	1- 0	NEUTRAL	1- 0	2- 0	1- 0				
11- 0	0- 0	0- 0	NON-CONFERENCE	3- 0	8- 0	6- 0				
6- 0	0- 0	0- 0	HOME	1- 0	5- 0	4- 0				
3- 0	0- 0	0- 0	AWAY	1- 0	2- 0	1- 0				
2- 0	0- 0	0- 0	NEUTRAL	1- 0	1- 0	1- 0				
16- 5	1- 2	3- 2	CONFERENCE	2- 1	10- 0	8- 0				
6- 3	0- 1	0- 2	HOME	1- 0	5- 0	5- 0				
8- 1	1- 0	2- 0	AWAY	1- 1	4- 0	3- 0				
2- 1	0- 1	1- 0	NEUTRAL	0- 0	1- 0	0- 0				

RPI 1-25				RPI 26-50				Team's RPI: 34	RPI 51-100				RPI 101+			
RPI	S	Opponent	Score	RPI	S	Opponent	Score		RPI	S	Opponent	Score	RPI	S	Opponent	Score
25	A	Buffalo	74 71	32	A	Central Mich.	78 75		61	N	Lamar University	87 62	123	H	UNCW	95 72
25	H	Buffalo	43 73	32	H	Central Mich.	70 88		73	A	American	77 67	126	A	Northern Ill.	69 53
25	N	Buffalo	61 77	44	A	Miami (OH)	70 66		83	A	Kent St.	69 67	126	N	Northern Ill.	72 56
				44	H	Miami (OH)	61 67		83	H	Kent St.	83 81	135	A	IUPUI	73 66
				44	N	Miami (OH)	74 48		85	A	Toledo	50 76	164	A	Akron	81 71
									90	H	Purdue	80 73	164	H	Akron	92 70
													196	H	Eastern Mich.	85 44
													219	A	Bowling Green	82 79
													219	H	Bowling Green	76 68
													220	A	Ball St.	90 75
													220	H	Ball St.	94 62
													255	H	Binghamton	86 49
													262	N	St. Bonaventure	70 53
													270	H	Western Mich.	70 56
													275	A	Richmond	109 58
													285	H	Cleveland St.	72 54
													314	H	Coppin St.	87 62
													333	H	Eastern Ky.	100 60
LAST 12 Division I GAMES:																
126	N	Northern Ill.	72 56	25	H	Buffalo	43 73									
44	N	Miami (OH)	74 48	83	A	Kent St.	69 67									
25	N	Buffalo	61 77	270	H	Western Mich.	70 56									
219	H	Bowling Green	76 68	85	A	Toledo	50 76									
44	A	Miami (OH)	70 66	32	A	Central Mich.	78 75									
164	A	Akron	81 71	164	H	Akron	92 70									

Non-Div I Games:

Ohio

Average RPI Win:	130	WON-LOST	WINNING	LAST 10	STRENGTH OF	OPP. STRENGTH	TEAM	ADJ.	CONF.	ADJ CONF.
Average RPI Loss:	71	RECORD	PCT. RANK	GAMES	SCHEDULE	OF SCHEDULE	RPI	RPI	RPI	RPI
DIV. I ONLY	14- 14	167	0- 1	40	33	101	101	4	4	
DIV. I NON-CONF.	4- 5	190	0- 0	126	12	183	183	6	6	
TOTALS	RPI 1-25	RPI 26-50	W-L RECORDS	RPI 51-100	RPI 101-999	RPI 150+				
14- 14	0- 4	5- 2	OVERALL	1- 4	8- 4	5- 1				
9- 5	0- 2	3- 1	HOME	1- 1	5- 1	4- 0				
5- 6	0- 2	2- 1	AWAY	0- 1	3- 2	1- 0				
0- 3	0- 0	0- 0	NEUTRAL	0- 2	0- 1	0- 1				
4- 5	0- 1	1- 0	NON-CONFERENCE	1- 2	2- 2	2- 0				
4- 1	0- 0	1- 0	HOME	1- 0	2- 1	2- 0				
0- 2	0- 1	0- 0	AWAY	0- 0	0- 1	0- 0				
0- 2	0- 0	0- 0	NEUTRAL	0- 2	0- 0	0- 0				
10- 9	0- 3	4- 2	CONFERENCE	0- 2	6- 2	3- 1				
5- 4	0- 2	2- 1	HOME	0- 1	3- 0	2- 0				
5- 4	0- 1	2- 1	AWAY	0- 1	3- 1	1- 0				
0- 1	0- 0	0- 0	NEUTRAL	0- 0	0- 1	0- 1				

RPI	S	Opponent	Score	RPI	S	Opponent	Score	RPI	S	Opponent	Score	RPI	S	Opponent	Score	Team's RPI: 101
6	A	UConn	53 85	28	A	Rutgers	59 39	72	N	Virginia Tech	73 81	108	A	Minnesota	65 55	
7	H	Iowa	52 78	28	H	Rutgers	56 66	74	N	Butler	53 66	115	H	South Fla.	47 71	
14	A	Maryland	69 75	37	H	North Carolina	76 69	77	H	Cincinnati	69 56	116	A	Northwestern	59 76	
14	H	Maryland	57 70	43	A	Michigan St.	77 70	90	A	Purdue	42 60	136	A	Washington	59 69	
				43	H	Michigan St.	65 55	94	H	Nebraska	69 78	145	A	Penn St.	76 71	
				45	A	Michigan	58 62					145	H	Penn St.	78 73	
				47	H	Indiana	55 50					186	A	Wisconsin	61 50	
												186	H	Wisconsin	70 68	
												186	N	Wisconsin	63 73	
												213	H	Florida	46 41	
												225	H	Illinois	78 70	
												336	H	Detroit Mercy	55 41	
LAST 12 Division I GAMES:																
186	N	Wisconsin	63 73	7	H	Iowa	52 78									
28	H	Rutgers	56 66	145	H	Penn St.	78 73									
186	A	Wisconsin	61 50	116	A	Northwestern	59 76									
43	A	Michigan St.	77 70	225	H	Illinois	78 70									
186	H	Wisconsin	70 68	108	A	Minnesota	65 55									
28	A	Rutgers	59 39	14	H	Maryland	57 70									

Non-Div I Games:

Ohio St.

■ Loss,
■ Non-Conf,
■ S Site,
■ H Home
■ A Away
N Neutral

Average RPI Win:	179	WON-LOST	WINNING	LAST 10	STRENGTH OF	OPP. STRENGTH	TEAM	ADJ.	CONF.	ADJ CONF.
Average RPI Loss:	60	RECORD	PCT. RANK	GAMES	SCHEDULE	OF SCHEDULE	RPI	RPI	RPI	RPI
DIV. I ONLY	8- 22	290	0- 1	15	23	154	154	3	3	
DIV. I NON-CONF.	4- 7	228	0- 0	28	62	147	147	3	3	
TOTALS	RPI 1-25	RPI 26-50	W-L RECORDS	RPI 51-100	RPI 101-999	RPI 150+				
8- 22	0- 6	0- 5	OVERALL	2- 6	6- 5	4- 1				
6- 8	0- 4	0- 2	HOME	1- 2	5- 0	3- 0				
2- 11	0- 2	0- 3	AWAY	1- 2	1- 4	1- 1				
0- 3	0- 0	0- 0	NEUTRAL	0- 2	0- 1	0- 0				
4- 7	0- 2	0- 1	NON-CONFERENCE	1- 3	3- 1	3- 0				
3- 2	0- 2	0- 0	HOME	1- 0	2- 0	2- 0				
1- 3	0- 0	0- 1	AWAY	0- 1	1- 1	1- 0				
0- 2	0- 0	0- 0	NEUTRAL	0- 2	0- 0	0- 0				
4- 15	0- 4	0- 4	CONFERENCE	1- 3	3- 4	1- 1				
3- 6	0- 2	0- 2	HOME	0- 2	3- 0	1- 0				
1- 8	0- 2	0- 2	AWAY	1- 1	0- 3	0- 1				
0- 1	0- 0	0- 0	NEUTRAL	0- 0	0- 1	0- 0				

RPI 1-25				RPI 26-50				RPI 51-100				RPI 101+ Team's RPI: 154			
RPI	S	Opponent	Score	RPI	S	Opponent	Score	RPI	S	Opponent	Score	RPI	S	Opponent	Score
2	A	Baylor	53 87	29	A	Texas	63 73	51	N	Clemson	62 74	115	A	South Fla.	70 87
2	H	Baylor	53 74	29	H	Texas	67 76	55	A	New Mexico	80 84	140	A	Texas Tech	82 88
6	H	UConn	63 72	33	A	Kansas St.	56 86	57	A	TCU	71 86	140	H	Texas Tech	66 61
11	A	Iowa St.	78 104	33	H	Kansas St.	75 83	57	H	TCU	63 76	140	N	Texas Tech	84 104
11	H	Iowa St.	70 91	49	A	Auburn	79 95	79	A	West Virginia	80 69	143	A	Oklahoma St.	74 84
20	H	DePaul	76 87					79	H	West Virginia	55 66	143	H	Oklahoma St.	75 66
								95	H	Western Ky.	90 83	151	A	Kansas	79 88
								100	N	UAB	84 89	151	H	Kansas	78 67
												232	A	SMU	77 61
												278	H	Central Ark.	65 52
												317	H	Northwestern St.	93 56
LAST 12 Division I GAMES:															
140	N	Texas Tech	84 104	11	H	Iowa St.	70 91								
51	N	Clemson	62 74	2	A	Baylor	53 87								
140	A	Texas Tech	82 88	151	H	Kansas	78 67								
57	H	TCU	63 76	33	H	Kansas St.	75 83								
143	H	Oklahoma St.	75 66	143	A	Oklahoma St.	74 84								
79	A	West Virginia	80 69	29	H	Texas	67 76								

Non-Div I Games:

Oklahoma

■ Loss,
■ Non-Conf,
■ S Site,
■ H Home
■ A Away
N Neutral

Average RPI Win:	186	WON-LOST	WINNING	LAST 10	STRENGTH OF	OPP. STRENGTH	TEAM	ADJ.	CONF.	ADJ CONF.
Average RPI Loss:	57	RECORD	PCT. RANK	GAMES	SCHEDULE	OF SCHEDULE	RPI	RPI	RPI	RPI
DIV. I ONLY	14- 16	191	0- 1	66	36	143	143	3	3	
DIV. I NON-CONF.	9- 2	43	0- 0	218	206	96	96	3	3	
TOTALS	RPI 1-25	RPI 26-50	W-L RECORDS	RPI 51-100	RPI 101-999	RPI 150+				
14- 16	0- 4	0- 5	OVERALL	1- 4	13- 3	12- 2				
12- 6	0- 2	0- 2	HOME	1- 2	11- 0	10- 0				
2- 9	0- 2	0- 3	AWAY	0- 2	2- 2	2- 1				
0- 1	0- 0	0- 0	NEUTRAL	0- 0	0- 1	0- 1				
9- 2	0- 0	0- 1	NON-CONFERENCE	0- 1	9- 0	9- 0				
8- 1	0- 0	0- 0	HOME	0- 1	8- 0	8- 0				
1- 1	0- 0	0- 1	AWAY	0- 0	1- 0	1- 0				
0- 0	0- 0	0- 0	NEUTRAL	0- 0	0- 0	0- 0				
5- 14	0- 4	0- 4	CONFERENCE	1- 3	4- 3	3- 2				
4- 5	0- 2	0- 2	HOME	1- 1	3- 0	2- 0				
1- 8	0- 2	0- 2	AWAY	0- 2	1- 2	1- 1				
0- 1	0- 0	0- 0	NEUTRAL	0- 0	0- 1	0- 1				

RPI S	Opponent	Score	RPI S	Opponent	Score	RPI S	Opponent	Score	RPI S	Opponent	Score	Team's RPI: 143
2	A Baylor	44 76	29	A Texas	51 60	57	A TCU	55 69	140	A Texas Tech	78 90	
2	H Baylor	58 66	29	H Texas	55 61	57	H TCU	75 71	140	H Texas Tech	65 57	
11	A Iowa St.	67 89	33	A Kansas St.	48 59	59	H Tennessee	63 76	151	A Kansas	72 62	
11	H Iowa St.	71 84	33	H Kansas St.	58 68	79	A West Virginia	58 67	151	H Kansas	72 52	
			35	A UCLA	59 71	79	H West Virginia	54 77	151	N Kansas	66 76	
									154	A Oklahoma	66 75	
									154	H Oklahoma	84 74	
									159	H UC Riverside	76 51	
									160	H Oral Roberts	89 69	
									162	H Texas St.	66 55	
									188	H Prairie View	70 50	
									190	H Arkansas St.	62 60	
									207	H Grambling	86 40	
									258	A Wichita St.	60 47	
									290	H Samford	82 62	
									332	H Houston Baptist	77 44	
LAST 12 Division I GAMES:												
151	N Kansas	66 76	11	A Iowa St.	67 89							
33	H Kansas St.	58 68	29	H Texas	55 61							
2	A Baylor	44 76	140	A Texas Tech	78 90							
154	A Oklahoma	66 75	154	H Oklahoma	84 74							
151	H Kansas	72 52	57	A TCU	55 69							
79	H West Virginia	54 77	2	H Baylor	58 66							

Non-Div I Games:

Oklahoma St.

■ Loss,
 ■ Non-Conf,
 ■ S Site,
 ■ H Home
 ■ A Away
 N Neutral

Old Dominion

Through Games Of March 16, 2019

Average RPI Win:	220	WON-LOST	WINNING	LAST 10	STRENGTH OF	OPP. STRENGTH	TEAM	ADJ.	CONF.	ADJ CONF.
Average RPI Loss:	91	RECORD	PCT. RANK	GAMES	SCHEDULE	OF SCHEDULE	RPI	RPI	RPI	RPI
DIV. I ONLY	21- 10	73	1- 1	188	131	110	110	14	14	
DIV. I NON-CONF.	10- 3	59	0- 0	132	169	60	60	17	17	
TOTALS	RPI 1-25	RPI 26-50	W-L RECORDS	RPI 51-100	RPI 101-999	RPI 150+				
21- 10	0- 1	0- 2	OVERALL	3- 4	18- 3	17- 1				
11- 3	0- 0	0- 0	HOME	2- 2	9- 1	9- 0				
7- 5	0- 1	0- 1	AWAY	1- 1	6- 2	6- 1				
3- 2	0- 0	0- 1	NEUTRAL	0- 1	3- 0	2- 0				
10- 3	0- 1	0- 1	NON-CONFERENCE	2- 1	8- 0	7- 0				
5- 1	0- 0	0- 0	HOME	1- 1	4- 0	4- 0				
3- 1	0- 1	0- 0	AWAY	1- 0	2- 0	2- 0				
2- 1	0- 0	0- 1	NEUTRAL	0- 0	2- 0	1- 0				
11- 7	0- 0	0- 1	CONFERENCE	1- 3	10- 3	10- 1				
6- 2	0- 0	0- 0	HOME	1- 1	5- 1	5- 0				
4- 4	0- 0	0- 1	AWAY	0- 1	4- 2	4- 1				
1- 1	0- 0	0- 0	NEUTRAL	0- 1	1- 0	1- 0				

RPI 1-25				RPI 26-50				RPI 51-100				RPI 101+ Team's RPI: 110			
RPI	S	Opponent	Score	RPI	S	Opponent	Score	RPI	S	Opponent	Score	RPI	S	Opponent	Score
9	A	NC State	56 85	30	A	Rice	42 48	64	H	Middle Tenn.	70 65	105	A	Charlotte	59 69
				48	N	Saint Mary's (CA)	65 83	77	A	Cincinnati	76 72	105	H	Charlotte	53 60
								92	H	VCU	60 57	146	N	Tennessee Tech	80 73
								95	A	Western Ky.	60 75	161	H	William & Mary	83 69
								95	N	Western Ky.	60 74	169	A	Tulane	56 48
								97	H	Virginia	67 73	172	A	Louisiana Tech	70 59
								100	H	UAB	61 69	176	A	North Texas	72 71
												195	A	Southern Miss.	53 50
												198	A	Campbell	83 59
												222	A	Marshall	48 57
												222	H	Marshall	79 53
												231	N	Jacksonville	78 76
												251	H	Norfolk St.	69 53
												259	H	UTEP	78 59
												302	H	UTSA	72 47
												307	A	Fla. Atlantic	68 64
												307	H	Fla. Atlantic	87 53
												307	N	Fla. Atlantic	60 32
												314	H	Coppin St.	81 51
												322	H	FIU	95 68
												338	H	Longwood	69 48
LAST 12 Division I GAMES:															
				307	N	Fla. Atlantic	60 32	105	H	Charlotte	53 60				
				95	N	Western Ky.	60 74	105	A	Charlotte	59 69				
				338	H	Longwood	69 48	64	H	Middle Tenn.	70 65				
				48	N	Saint Mary's (CA)	65 83	100	H	UAB	61 69				
				307	A	Fla. Atlantic	68 64	30	A	Rice	42 48				
				222	H	Marshall	79 53	176	A	North Texas	72 71				

Non-Div I Games:

Old Dominion

■ Loss,
■ Non-Conf,
■ S Site,
■ H Home
■ A Away
N Neutral

Average RPI Win:	220	WON-LOST	WINNING	LAST 10	STRENGTH OF	OPP. STRENGTH	TEAM	ADJ.	CONF.	ADJ CONF.
Average RPI Loss:	90	RECORD	PCT. RANK	GAMES	SCHEDULE	OF SCHEDULE	RPI	RPI	RPI	RPI
DIV. I ONLY	9- 22	279	0- 1	88	75	239	239	5	5	
DIV. I NON-CONF.	6- 8	199	0- 0	161	217	254	254	5	5	
TOTALS	RPI 1-25	RPI 26-50	W-L RECORDS	RPI 51-100	RPI 101-999	RPI 150+				
9- 22	1- 5	0- 2	OVERALL	0- 7	8- 8	8- 5				
8- 10	0- 2	0- 1	HOME	0- 5	8- 2	8- 1				
1- 8	1- 2	0- 1	AWAY	0- 1	0- 4	0- 3				
0- 4	0- 1	0- 0	NEUTRAL	0- 1	0- 2	0- 1				
6- 8	0- 1	0- 0	NON-CONFERENCE	0- 3	6- 4	6- 2				
6- 4	0- 0	0- 0	HOME	0- 2	6- 2	6- 1				
0- 1	0- 0	0- 0	AWAY	0- 0	0- 1	0- 1				
0- 3	0- 1	0- 0	NEUTRAL	0- 1	0- 1	0- 0				
3- 14	1- 4	0- 2	CONFERENCE	0- 4	2- 4	2- 3				
2- 6	0- 2	0- 1	HOME	0- 3	2- 0	2- 0				
1- 7	1- 2	0- 1	AWAY	0- 1	0- 3	0- 2				
0- 1	0- 0	0- 0	NEUTRAL	0- 0	0- 1	0- 1				

RPI 1-25				RPI 26-50				RPI 51-100				RPI 101+ Team's RPI: 239			
RPI	S	Opponent	Score	RPI	S	Opponent	Score	RPI	S	Opponent	Score	RPI	S	Opponent	Score
6	N	UConn	50 90	30	A	Missouri	55 78	57	H	TCU	50 55	112	A	Georgia	56 78
8	A	Mississippi St.	49 80	49	H	Auburn	51 64	59	H	Tennessee	56 81	117	N	St. John's (NY)	59 64
8	H	Mississippi St.	66 80					67	A	Arkansas	61 73	135	H	IUPUI	58 66
16	H	Texas A&M	60 72					67	H	Arkansas	55 85	157	A	Alabama	43 46
18	A	South Carolina	42 76					86	H	LSU	41 55	165	H	Temple	62 55
22	A	Kentucky	55 49					90	N	Purdue	59 70	172	A	Louisiana Tech	71 80
								93	H	Troy	54 71	210	A	Vanderbilt	68 80
												210	H	Vanderbilt	65 60
												213	H	Florida	76 66
												213	N	Florida	57 64
												215	H	Jacksonville St.	49 60
												235	H	North Florida	82 69
												251	H	Norfolk St.	60 42
												268	H	Louisiana	79 57
												270	H	Western Mich.	69 66
												345	H	Savannah St.	74 51
LAST 12 Division I GAMES:															
213	N	Florida	57 64	210	H	Vanderbilt	65 60								
59	H	Tennessee	56 81	18	A	South Carolina	42 76								
157	A	Alabama	43 46	16	H	Texas A&M	60 72								
67	A	Arkansas	61 73	49	H	Auburn	51 64								
8	H	Mississippi St.	66 80	8	A	Mississippi St.	49 80								
112	A	Georgia	56 78	210	A	Vanderbilt	68 80								

Non-Div I Games:

Ole Miss

■ Loss,
 ■ Non-Conf, S Site,
 ■ Home
 ■ Away
 N Neutral

Average RPI Win:	326	WON-LOST	WINNING	LAST 10	STRENGTH OF	OPP. STRENGTH	TEAM	ADJ.	CONF.	ADJ CONF.
Average RPI Loss:	154	RECORD	PCT. RANK	GAMES	SCHEDULE	OF SCHEDULE	RPI	RPI	RPI	RPI
DIV. I ONLY	6- 21	310	1- 0	282	232	326	326	19	19	
DIV. I NON-CONF.	4- 7	228	1- 0	276	265	279	279	18	18	
TOTALS	RPI 1-25	RPI 26-50	W-L RECORDS	RPI 51-100	RPI 101-999	RPI 150+				
6- 21	0- 0	0- 5	OVERALL	0- 2	6- 14	6- 12				
4- 8	0- 0	0- 2	HOME	0- 0	4- 6	4- 5				
1- 12	0- 0	0- 3	AWAY	0- 2	1- 7	1- 6				
1- 1	0- 0	0- 0	NEUTRAL	0- 0	1- 1	1- 1				
4- 7	0- 0	0- 1	NON-CONFERENCE	0- 2	4- 4	4- 2				
2- 2	0- 0	0- 0	HOME	0- 0	2- 2	2- 1				
1- 4	0- 0	0- 1	AWAY	0- 2	1- 1	1- 0				
1- 1	0- 0	0- 0	NEUTRAL	0- 0	1- 1	1- 1				
2- 14	0- 0	0- 4	CONFERENCE	0- 0	2- 10	2- 10				
2- 6	0- 0	0- 2	HOME	0- 0	2- 4	2- 4				
0- 8	0- 0	0- 2	AWAY	0- 0	0- 6	0- 6				
0- 0	0- 0	0- 0	NEUTRAL	0- 0	0- 0	0- 0				

RPI S	Opponent	Score	RPI S	Opponent	Score	RPI S	Opponent	Score	RPI S	Opponent	Score	Team's RPI: 326
26	A South Dakota St.	47 81	26	H South Dakota St.	38 82	88	A UNI	50 79	148	A Montana St.	56 59	
33	A Kansas St.	46 61	39	A South Dakota	33 78	91	A Creighton	51 66	149	H CSUN	52 64	
39	H South Dakota	49 80							153	H Bradley	60 80	
									160	A Oral Roberts	64 65	
									160	H Oral Roberts	56 71	
									167	A Denver	76 82	
									167	H Denver	68 95	
									198	N Campbell	52 65	
									224	A North Dakota	57 68	
									224	H North Dakota	68 69	
									241	A Western Ill.	70 78	
									241	H Western Ill.	67 79	
									276	H CSU Bakersfield	53 46	
									321	A North Dakota St.	48 55	
									321	H North Dakota St.	78 61	
									334	A Purdue Fort Wayne	48 56	
									334	H Purdue Fort Wayne	70 61	
									336	A Detroit Mercy	51 42	
									343	H USC Upstate	96 69	
									346	N Florida A&M	57 50	
LAST 12 Division I GAMES:												
346	N Florida A&M	57 50	241	H Western Ill.	67 79							
167	A Denver	76 82	39	A South Dakota	33 78							
160	A Oral Roberts	64 65	224	H North Dakota	68 69							
321	A North Dakota St.	48 55	26	A South Dakota St.	47 81							
334	H Purdue Fort Wayne	70 61	334	A Purdue Fort Wayne	48 56							
26	H South Dakota St.	38 82	39	H South Dakota	49 80							

Non-Div I Games: Peru St. 91 44 Graceland (IA) 81 39

Omaha

Loss, Non-Conf, S Site, H Home A Away N Neutral

Oral Roberts

Through Games Of March 16, 2019

Average RPI Win:	266	WON-LOST	WINNING	LAST 10	STRENGTH OF	OPP. STRENGTH	TEAM	ADJ.	CONF.	ADJ CONF.
Average RPI Loss:	88	RECORD	PCT. RANK	GAMES	SCHEDULE	OF SCHEDULE	RPI	RPI	RPI	RPI
DIV. I ONLY	16- 13	142	0- 1	223	156	160	160	19	19	
DIV. I NON-CONF.	5- 6	177	0- 0	199	71	171	171	18	18	
TOTALS	RPI 1-25	RPI 26-50	W-L RECORDS	RPI 51-100	RPI 101-999	RPI 150+				
16- 13	0- 1	0- 5	OVERALL	0- 2	16- 5	16- 4				
7- 5	0- 0	0- 2	HOME	0- 1	7- 2	7- 2				
8- 7	0- 1	0- 2	AWAY	0- 1	8- 3	8- 2				
1- 1	0- 0	0- 1	NEUTRAL	0- 0	1- 0	1- 0				
5- 6	0- 1	0- 0	NON-CONFERENCE	0- 2	5- 3	5- 2				
2- 2	0- 0	0- 0	HOME	0- 1	2- 1	2- 1				
3- 4	0- 1	0- 0	AWAY	0- 1	3- 2	3- 1				
0- 0	0- 0	0- 0	NEUTRAL	0- 0	0- 0	0- 0				
11- 7	0- 0	0- 5	CONFERENCE	0- 0	11- 2	11- 2				
5- 3	0- 0	0- 2	HOME	0- 0	5- 1	5- 1				
5- 3	0- 0	0- 2	AWAY	0- 0	5- 1	5- 1				
1- 1	0- 0	0- 1	NEUTRAL	0- 0	1- 0	1- 0				

RPI 1-25				RPI 26-50				RPI 51-100				RPI 101+				Team's RPI: 160	
RPI	S	Opponent	Score	RPI	S	Opponent	Score	RPI	S	Opponent	Score	RPI	S	Opponent	Score		
7	A	Iowa	77 90	26	A	South Dakota St.	55 68	67	A	Arkansas	61 74	143	A	Oklahoma St.	69 89		
				26	H	South Dakota St.	65 74	75	H	UT Arlington	62 80	151	A	Kansas	58 70		
				26	N	South Dakota St.	55 86					156	H	Tulsa	68 76		
				39	A	South Dakota	64 75					162	A	Texas St.	81 64		
				39	H	South Dakota	72 76					167	A	Denver	76 93		
												167	H	Denver	74 66		
												182	A	Sam Houston St.	73 62		
												224	A	North Dakota	80 58		
												224	H	North Dakota	67 75		
												228	H	UMKC	75 64		
												241	A	Western Ill.	92 85		
												241	H	Western Ill.	68 64		
												241	N	Western Ill.	68 64		
												272	H	Southern Utah	64 59		
												321	A	North Dakota St.	65 54		
												321	H	North Dakota St.	101 72		
												326	A	Omaha	71 56		
												326	H	Omaha	65 64		
												332	A	Houston Baptist	74 56		
												334	A	Purdue Fort Wayne	72 61		
												334	H	Purdue Fort Wayne	66 56		
LAST 12 Division I GAMES:																	
				26	N	South Dakota St.	55 86	39	A	South Dakota	64 75						
				241	N	Western Ill.	68 64	167	H	Denver	74 66						
				326	H	Omaha	65 64	26	H	South Dakota St.	65 74						
				241	A	Western Ill.	92 85	334	H	Purdue Fort Wayne	66 56						
				224	A	North Dakota	80 58	321	H	North Dakota St.	101 72						
				321	A	North Dakota St.	65 54	167	A	Denver	76 93						

Non-Div I Games: Harris-Stowe 74 46 Cent. Christian (KS94 47

Oral Roberts

Loss, Non-Conf, S Site, H Home A Away N Neutral

Oregon

Through Games Of March 16, 2019

Average RPI Win:	92	WON-LOST	WINNING	LAST 10	STRENGTH OF	OPP. STRENGTH	TEAM	ADJ.	CONF.	ADJ CONF.
Average RPI Loss:	27	RECORD	PCT. RANK	GAMES	SCHEDULE	OF SCHEDULE	RPI	RPI	RPI	RPI
DIV. I ONLY	28- 4	7	2- 0	11	9	5	5	2	2	
DIV. I NON-CONF.	10- 1	17	0- 0	22	37	7	7	2	2	
TOTALS	RPI 1-25	RPI 26-50	W-L RECORDS	RPI 51-100	RPI 101-999	RPI 150+				
28- 4	7- 2	5- 2	OVERALL	6- 0	10- 0	8- 0				
14- 1	5- 0	0- 1	HOME	3- 0	6- 0	5- 0				
11- 2	2- 1	4- 1	AWAY	2- 0	3- 0	2- 0				
3- 1	0- 1	1- 0	NEUTRAL	1- 0	1- 0	1- 0				
10- 1	3- 0	2- 1	NON-CONFERENCE	0- 0	5- 0	5- 0				
6- 0	3- 0	0- 0	HOME	0- 0	3- 0	3- 0				
3- 1	0- 0	2- 1	AWAY	0- 0	1- 0	1- 0				
1- 0	0- 0	0- 0	NEUTRAL	0- 0	1- 0	1- 0				
18- 3	4- 2	3- 1	CONFERENCE	6- 0	5- 0	3- 0				
8- 1	2- 0	0- 1	HOME	3- 0	3- 0	2- 0				
8- 1	2- 1	2- 0	AWAY	2- 0	2- 0	1- 0				
2- 1	0- 1	1- 0	NEUTRAL	1- 0	0- 0	0- 0				

RPI S	Opponent	Score	RPI S	Opponent	Score	RPI S	Opponent	Score	RPI S	Opponent	Score
4	A Stanford	88 48	26	A South Dakota St.	87 79	53	A Southern California	93 53	136	A Washington	76 57
4	N Stanford	57 64	35	A UCLA	72 52	53	H Southern California	96 78	136	H Washington	84 71
8	H Mississippi St.	82 74	35	H UCLA	69 74	80	A Arizona	83 54	158	A Washington St.	79 64
10	H Syracuse	75 73	35	N UCLA	88 83	80	H Arizona	93 60	158	H Washington St.	98 58
23	A Arizona St.	66 59	41	A California	105 82	80	N Arizona	77 63	159	N UC Riverside	94 44
23	H Arizona St.	77 71	43	A Michigan St.	82 88	89	H Utah	87 65	170	H UC Irvine	115 69
24	A Oregon St.	62 67	48	A Saint Mary's (CA)	79 55				178	H Colorado	102 43
24	H Oregon St.	77 68							180	A Utah St.	88 58
25	H Buffalo	102 82							274	H Long Beach St.	110 48
									297	H Air Force	82 36
LAST 12 Division I GAMES:											
80	N Arizona	77 63	35	H UCLA	69 74						
35	N UCLA	88 83	24	A Oregon St.	62 67						
4	N Stanford	57 64	24	H Oregon St.	77 68						
23	A Arizona St.	66 59	4	A Stanford	88 48						
80	A Arizona	83 54	41	A California	105 82						
53	H Southern California	96 78	178	H Colorado	102 43						

Non-Div I Games: Alas. Fairbanks 115 36

Oregon

Loss, Non-Conf, S Site, H Home A Away N Neutral

Average RPI Win:	127	WON-LOST	WINNING	LAST 10	STRENGTH OF	OPP. STRENGTH	TEAM	ADJ.	CONF.	ADJ CONF.
Average RPI Loss:	30	RECORD	PCT. RANK	GAMES	SCHEDULE	OF SCHEDULE	RPI	RPI	RPI	RPI
DIV. I ONLY	24- 7	38	0- 1	70	4	24	24	2	2	
DIV. I NON-CONF.	10- 2	37	0- 0	188	20	62	62	2	2	
TOTALS	RPI 1-25	RPI 26-50	W-L RECORDS	RPI 51-100	RPI 101-999	RPI 150+				
24- 7	2- 6	4- 0	OVERALL	7- 0	11- 1	9- 0				
15- 1	1- 1	2- 0	HOME	4- 0	8- 0	7- 0				
6- 3	0- 3	2- 0	AWAY	2- 0	2- 0	1- 0				
3- 3	1- 2	0- 0	NEUTRAL	1- 0	1- 1	1- 0				
10- 2	1- 2	1- 0	NON-CONFERENCE	2- 0	6- 0	6- 0				
7- 0	0- 0	1- 0	HOME	1- 0	5- 0	5- 0				
0- 0	0- 0	0- 0	AWAY	0- 0	0- 0	0- 0				
3- 2	1- 2	0- 0	NEUTRAL	1- 0	1- 0	1- 0				
14- 5	1- 4	3- 0	CONFERENCE	5- 0	5- 1	3- 0				
8- 1	1- 1	1- 0	HOME	3- 0	3- 0	2- 0				
6- 3	0- 3	2- 0	AWAY	2- 0	2- 0	1- 0				
0- 1	0- 0	0- 0	NEUTRAL	0- 0	0- 1	0- 0				

RPI	S	Opponent	Score	RPI	S	Opponent	Score	RPI	S	Opponent	Score	RPI	S	Opponent	Score
1	N	Notre Dame	81 91	35	A	UCLA	83 73	53	A	Southern California	76 52	136	A	Washington	86 39
4	A	Stanford	44 61	35	H	UCLA	75 72	53	H	Southern California	68 61	136	H	Washington	78 67
5	A	Oregon	68 77	41	A	California	82 74	78	H	Duke	71 57	136	N	Washington	67 68
5	H	Oregon	67 62	48	H	Saint Mary's (CA)	89 56	80	A	Arizona	65 60	158	A	Washington St.	52 35
16	N	Texas A&M	70 76					80	H	Arizona	86 64	158	H	Washington St.	76 69
18	N	South Carolina	70 68					89	H	Utah	71 63	163	H	Santa Clara	82 31
23	A	Arizona St.	54 66					95	N	Western Ky.	74 60	178	H	Colorado	89 65
23	H	Arizona St.	76 79									181	N	Eastern Wash.	93 45
												276	H	CSU Bakersfield	92 52
												283	H	La Salle	100 46
												316	H	Cal Poly	79 54
												349	H	Ark.-Pine Bluff	89 33
LAST 12 Division I GAMES:															
136	N	Washington	67 68	53	H	Southern California	68 61								
1	N	Notre Dame	81 91	5	H	Oregon	67 62								
18	N	South Carolina	70 68	5	A	Oregon	68 77								
80	A	Arizona	65 60	41	A	California	82 74								
23	A	Arizona St.	54 66	4	A	Stanford	44 61								
35	H	UCLA	75 72	89	H	Utah	71 63								

Non-Div I Games:

Oregon St.

Average RPI Win:	203	WON-LOST	WINNING	LAST 10	STRENGTH OF	OPP. STRENGTH	TEAM	ADJ.	CONF.	ADJ CONF.
Average RPI Loss:	59	RECORD	PCT. RANK	GAMES	SCHEDULE	OF SCHEDULE	RPI	RPI	RPI	RPI
DIV. I ONLY	18- 12	115	1- 1	100	100	102	102	7	7	
DIV. I NON-CONF.	7- 3	83	0- 0	160	198	75	75	7	7	
TOTALS	RPI 1-25	RPI 26-50	W-L RECORDS	RPI 51-100	RPI 101-999	RPI 150+				
18- 12	0- 3	1- 4	OVERALL	3- 3	14- 2	13- 1				
9- 4	0- 1	1- 1	HOME	2- 0	6- 2	6- 1				
8- 6	0- 2	0- 2	AWAY	1- 2	7- 0	6- 0				
1- 2	0- 0	0- 1	NEUTRAL	0- 1	1- 0	1- 0				
7- 3	0- 1	0- 1	NON-CONFERENCE	2- 1	5- 0	5- 0				
4- 0	0- 0	0- 0	HOME	1- 0	3- 0	3- 0				
3- 2	0- 1	0- 0	AWAY	1- 1	2- 0	2- 0				
0- 1	0- 0	0- 1	NEUTRAL	0- 0	0- 0	0- 0				
11- 9	0- 2	1- 3	CONFERENCE	1- 2	9- 2	8- 1				
5- 4	0- 1	1- 1	HOME	1- 0	3- 2	3- 1				
5- 4	0- 1	0- 2	AWAY	0- 1	5- 0	4- 0				
1- 1	0- 0	0- 0	NEUTRAL	0- 1	1- 0	1- 0				

RPI	S	Opponent	Score	RPI	S	Opponent	Score	RPI	S	Opponent	Score	RPI	S	Opponent	Score	Team's RPI: 102
13	A	Gonzaga	65 88	27	A	BYU	49 75	61	A	Lamar University	66 82	104	A	Loyola Marymount	81 75	
13	H	Gonzaga	51 63	27	H	BYU	74 77	62	H	Wyoming	70 64	104	H	Loyola Marymount	67 72	
15	A	UCF	57 64	41	N	California	69 81	71	A	UC Davis	83 80	163	A	Santa Clara	74 70	
				48	A	Saint Mary's (CA)	62 75	99	A	Pepperdine	76 96	163	H	Santa Clara	83 88	
				48	H	Saint Mary's (CA)	76 67	99	H	Pepperdine	78 67	163	N	Santa Clara	76 60	
								99	N	Pepperdine	84 87	189	A	Portland	76 66	
												189	H	Portland	87 77	
												252	A	San Francisco	85 75	
												252	H	San Francisco	74 48	
												264	A	Cal St. Fullerton	72 64	
												273	A	San Diego	70 53	
												273	H	San Diego	79 47	
												289	H	UC Santa Barbara	69 53	
												298	A	San Jose St.	91 67	
												321	H	North Dakota St.	75 68	
												337	H	Seattle U	75 61	
LAST 12 Division I GAMES:																
163	N	Santa Clara	76 60	252	H	San Francisco	74 48									
99	N	Pepperdine	84 87	27	A	BYU	49 75									
48	A	Saint Mary's (CA)	62 75	273	A	San Diego	70 53									
104	A	Loyola Marymount	81 75	189	H	Portland	87 77									
99	A	Pepperdine	76 96	13	H	Gonzaga	51 63									
163	H	Santa Clara	83 88	99	H	Pepperdine	78 67									

Non-Div I Games:

Pacific

■ Loss,
■ Non-Conf,
■ S Site,
■ H Home
■ A Away
N Neutral

Average RPI Win:	206	WON-LOST	WINNING	LAST 10	STRENGTH OF	OPP. STRENGTH	TEAM	ADJ.	CONF.	ADJ CONF.
Average RPI Loss:	49	RECORD	PCT. RANK	GAMES	SCHEDULE	OF SCHEDULE	RPI	RPI	RPI	RPI
DIV. I ONLY	22- 5	19	1- 0	179	115	52	52	11	11	
DIV. I NON-CONF.	9- 3	62	0- 0	219	107	88	88	11	11	
TOTALS	RPI 1-25	RPI 26-50	W-L RECORDS	RPI 51-100	RPI 101-999	RPI 150+				
22- 5	0- 1	1- 1	OVERALL	3- 3	18- 0	16- 0				
10- 2	0- 0	0- 1	HOME	1- 1	9- 0	8- 0				
11- 2	0- 1	1- 0	AWAY	1- 1	9- 0	8- 0				
1- 1	0- 0	0- 0	NEUTRAL	1- 1	0- 0	0- 0				
9- 3	0- 1	0- 0	NON-CONFERENCE	1- 2	8- 0	8- 0				
4- 1	0- 0	0- 0	HOME	0- 1	4- 0	4- 0				
5- 1	0- 1	0- 0	AWAY	1- 0	4- 0	4- 0				
0- 1	0- 0	0- 0	NEUTRAL	0- 1	0- 0	0- 0				
13- 2	0- 0	1- 1	CONFERENCE	2- 1	10- 0	8- 0				
6- 1	0- 0	0- 1	HOME	1- 0	5- 0	4- 0				
6- 1	0- 0	1- 0	AWAY	0- 1	5- 0	4- 0				
1- 0	0- 0	0- 0	NEUTRAL	1- 0	0- 0	0- 0				

RPI 1-25				RPI 26-50				RPI 51-100				Team's RPI: 52	RPI 101+			
RPI	S	Opponent	Score	RPI	S	Opponent	Score	RPI	S	Opponent	Score		RPI	S	Opponent	Score
1	A	Notre Dame	55 75	49	A	Princeton	66 60	54	N	Maine	46 47		141	A	Yale	65 56
				49	H	Princeton	53 68	56	H	Villanova	50 58		141	H	Yale	54 48
								63	A	Drexel	55 39		165	H	Temple	71 62
								87	A	Harvard	72 80		200	A	Cornell	59 46
								87	H	Harvard	75 70		200	H	Cornell	69 58
								87	N	Harvard	91 62		209	A	Stetson	75 53
													211	A	Dartmouth	60 44
													211	H	Dartmouth	56 52
													236	H	Saint Joseph's	65 45
													253	A	Columbia	72 60
													253	H	Columbia	79 56
													256	A	Navy	65 61
													277	A	Siena	58 51
													282	A	Brown	75 53
													282	H	Brown	83 43
													283	H	La Salle	65 34
													324	A	Iona	66 43
													325	H	NJIT	85 42
LAST 12 Division I GAMES:																
				87	N	Harvard	91 62	200	H	Cornell	69 58					
				282	A	Brown	75 53	253	H	Columbia	79 56					
				141	A	Yale	65 56	87	A	Harvard	72 80					
				211	H	Dartmouth	56 52	211	A	Dartmouth	60 44					
				87	H	Harvard	75 70	141	H	Yale	54 48					
				49	H	Princeton	53 68	282	H	Brown	83 43					

Non-Div I Games: Haverford 81 46

Penn

Average RPI Win:	163	WON-LOST	WINNING	LAST 10	STRENGTH OF	OPP. STRENGTH	TEAM	ADJ.	CONF.	ADJ CONF.
Average RPI Loss:	71	RECORD	PCT. RANK	GAMES	SCHEDULE	OF SCHEDULE	RPI	RPI	RPI	RPI
DIV. I ONLY	12- 18	227	0- 1	33	71	145	145	4	4	
DIV. I NON-CONF.	7- 4	108	0- 0	43	123	92	92	6	6	
TOTALS	RPI 1-25	RPI 26-50	W-L RECORDS	RPI 51-100	RPI 101-999	RPI 150+				
12- 18	0- 4	1- 6	OVERALL	3- 1	8- 7	7- 1				
9- 9	0- 2	1- 3	HOME	2- 1	6- 3	5- 0				
3- 8	0- 2	0- 3	AWAY	1- 0	2- 3	2- 0				
0- 1	0- 0	0- 0	NEUTRAL	0- 0	0- 1	0- 1				
7- 4	0- 1	1- 1	NON-CONFERENCE	2- 0	4- 2	3- 0				
6- 3	0- 0	1- 1	HOME	1- 0	4- 2	3- 0				
1- 1	0- 1	0- 0	AWAY	1- 0	0- 0	0- 0				
0- 0	0- 0	0- 0	NEUTRAL	0- 0	0- 0	0- 0				
5- 14	0- 3	0- 5	CONFERENCE	1- 1	4- 5	4- 1				
3- 6	0- 2	0- 2	HOME	1- 1	2- 1	2- 0				
2- 7	0- 1	0- 3	AWAY	0- 0	2- 3	2- 0				
0- 1	0- 0	0- 0	NEUTRAL	0- 0	0- 1	0- 1				

RPI	S	Opponent	Score	RPI	S	Opponent	Score	RPI	S	Opponent	Score	RPI	S	Opponent	Score	Team's RPI: 145
7	H	Iowa	61 81	28	A	Rutgers	61 74	73	H	American	80 59	101	A	Ohio St.	73 78	
14	A	Maryland	67 79	28	H	Rutgers	61 69	82	A	Fordham	72 55	101	H	Ohio St.	71 76	
14	H	Maryland	61 77	41	H	California	58 75	90	H	Purdue	72 61	108	A	Minnesota	67 97	
21	A	Florida St.	58 87	43	A	Michigan St.	48 57	94	H	Nebraska	74 79	116	A	Northwestern	63 78	
				45	H	Michigan	62 66					120	H	Providence	74 72	
				47	A	Indiana	75 83					137	H	Duquesne	58 64	
				49	H	Princeton	79 71					139	H	Stony Brook	70 81	
												186	A	Wisconsin	65 59	
												186	H	Wisconsin	71 64	
												186	N	Wisconsin	57 65	
												224	H	North Dakota	75 68	
												225	A	Illinois	76 65	
												225	H	Illinois	62 48	
												231	H	Jacksonville	80 61	
												262	H	St. Bonaventure	80 65	
LAST 12 Division I GAMES:																
186	N	Wisconsin	57 65	45	H	Michigan	62 66									
94	H	Nebraska	74 79	101	A	Ohio St.	73 78									
225	A	Illinois	76 65	7	H	Iowa	61 81									
90	H	Purdue	72 61	43	A	Michigan St.	48 57									
108	A	Minnesota	67 97	28	H	Rutgers	61 69									
116	A	Northwestern	63 78	186	A	Wisconsin	65 59									

Non-Div I Games:

Penn St.

■ Loss,
■ Non-Conf,
■ S Site,
■ H Home
■ A Away
N Neutral

Pepperdine

Through Games Of March 16, 2019

Average RPI Win:	195	WON-LOST	WINNING	LAST 10	STRENGTH OF	OPP. STRENGTH	TEAM	ADJ.	CONF.	ADJ CONF.
Average RPI Loss:	101	RECORD	PCT. RANK	GAMES	SCHEDULE	OF SCHEDULE	RPI	RPI	RPI	RPI
DIV. I ONLY	19- 11	100	1- 1	180	90	99	99	7	7	
DIV. I NON-CONF.	6- 4	125	0- 0	344	219	213	213	7	7	
TOTALS	RPI 1-25	RPI 26-50	W-L RECORDS	RPI 51-100	RPI 101-999	RPI 150+				
19- 11	0- 2	2- 3	OVERALL	0- 0	17- 6	13- 3				
9- 1	0- 1	2- 0	HOME	0- 0	7- 0	5- 0				
7- 8	0- 1	0- 2	AWAY	0- 0	7- 5	6- 2				
3- 2	0- 0	0- 1	NEUTRAL	0- 0	3- 1	2- 1				
6- 4	0- 0	0- 0	NON-CONFERENCE	0- 0	6- 4	6- 2				
1- 0	0- 0	0- 0	HOME	0- 0	1- 0	1- 0				
3- 3	0- 0	0- 0	AWAY	0- 0	3- 3	3- 1				
2- 1	0- 0	0- 0	NEUTRAL	0- 0	2- 1	2- 1				
13- 7	0- 2	2- 3	CONFERENCE	0- 0	11- 2	7- 1				
8- 1	0- 1	2- 0	HOME	0- 0	6- 0	4- 0				
4- 5	0- 1	0- 2	AWAY	0- 0	4- 2	3- 1				
1- 1	0- 0	0- 1	NEUTRAL	0- 0	1- 0	0- 0				

RPI S Opponent	Score	RPI S Opponent	Score	RPI S Opponent	Score	Team's RPI: 99	RPI S Opponent	Score
13 A Gonzaga	60 83	27 A BYU	58 83				102 A Pacific	67 78
13 H Gonzaga	54 79	27 H BYU	79 65				102 H Pacific	96 76
		27 N BYU	63 68				102 N Pacific	87 84
		48 A Saint Mary's (CA)	68 79				104 A Loyola Marymount	73 55
		48 H Saint Mary's (CA)	77 72				104 H Loyola Marymount	95 86
							109 A Idaho St.	63 65
							120 A Providence	47 66
							163 A Santa Clara	76 74
							163 H Santa Clara	74 48
							178 A Colorado	65 80
							185 A Hawaii	65 64
							189 A Portland	63 85
							189 H Portland	82 68
							244 N Northern Ky.	51 46
							252 A San Francisco	72 66
							252 H San Francisco	69 50
							265 N Sacramento St.	113 97
							273 A San Diego	74 55
							273 H San Diego	88 65
							283 N La Salle	55 62
							313 H Weber St.	68 47
							316 A Cal Poly	70 63
							337 A Seattle U	78 64
LAST 12 Division I GAMES:								
102 N Pacific	87 84	104 A Loyola Marymount	73 55					
27 N BYU	63 68	163 A Santa Clara	76 74					
189 A Portland	63 85	252 A San Francisco	72 66					
13 A Gonzaga	60 83	27 H BYU	79 65					
48 H Saint Mary's (CA)	77 72	273 H San Diego	88 65					
102 H Pacific	96 76	102 A Pacific	67 78					

Non-Div I Games: Cal St. L.A. 80 56

Pepperdine

Loss, Non-Conf, S Site, H Home A Away N Neutral

Average RPI Win:	143	WON-LOST	WINNING	LAST 10	STRENGTH OF	OPP. STRENGTH	TEAM	ADJ.	CONF.	ADJ CONF.
Average RPI Loss:	56	RECORD	PCT. RANK	GAMES	SCHEDULE	OF SCHEDULE	RPI	RPI	RPI	RPI
DIV. I ONLY	11- 20	254	0- 1	19	19	127	127	1	1	
DIV. I NON-CONF.	9- 5	104	0- 0	63	120	83	83	1	1	
TOTALS	RPI 1-25	RPI 26-50	W-L RECORDS	RPI 51-100	RPI 101-999	RPI 150+				
11- 20	0- 9	1- 0	OVERALL	3- 8	7- 3	3- 1				
6- 10	0- 4	1- 0	HOME	2- 4	3- 2	2- 0				
3- 8	0- 5	0- 0	AWAY	0- 3	3- 0	0- 0				
2- 2	0- 0	0- 0	NEUTRAL	1- 1	1- 1	1- 1				
9- 5	0- 1	0- 0	NON-CONFERENCE	3- 2	6- 2	3- 1				
5- 3	0- 1	0- 0	HOME	2- 1	3- 1	2- 0				
2- 1	0- 0	0- 0	AWAY	0- 1	2- 0	0- 0				
2- 1	0- 0	0- 0	NEUTRAL	1- 0	1- 1	1- 1				
2- 15	0- 8	1- 0	CONFERENCE	0- 6	1- 1	0- 0				
1- 7	0- 3	1- 0	HOME	0- 3	0- 1	0- 0				
1- 7	0- 5	0- 0	AWAY	0- 2	1- 0	0- 0				
0- 1	0- 0	0- 0	NEUTRAL	0- 1	0- 0	0- 0				

RPI 1-25				RPI 26-50				RPI 51-100				RPI 101+ Team's RPI: 127			
RPI	S	Opponent	Score	RPI	S	Opponent	Score	RPI	S	Opponent	Score	RPI	S	Opponent	Score
1	A	Notre Dame	44 100	37	H	North Carolina	91 78	51	H	Clemson	59 65	116	A	Northwestern	52 49
3	A	Louisville	42 70					67	N	Arkansas	61 54	122	H	Youngstown St.	55 64
3	H	Louisville	40 67					68	A	Georgia Tech	55 67	123	H	UNCW	60 56
9	A	NC State	34 63					70	A	Georgetown	41 70	133	H	Boston College	55 59
10	A	Syracuse	63 90					72	H	Virginia Tech	58 74	137	A	Duquesne	66 58
10	H	Syracuse	50 82					77	H	Cincinnati	65 48	147	A	Wake Forest	70 64
15	H	UCF	58 61					78	A	Duke	55 74	186	N	Wisconsin	42 57
19	H	Miami (FL)	51 65					78	N	Duke	64 86	194	H	Saint Francis (PA)	78 75
21	A	Florida St.	46 78					79	H	West Virginia	43 77	288	H	New Orleans	90 38
								82	H	Fordham	65 62	305	N	Tennessee St.	78 56
								97	H	Virginia	57 74				
LAST 12 Division I GAMES:															
				78	N	Duke	64 86	19	H	Miami (FL)	51 65				
				3	H	Louisville	40 67	68	A	Georgia Tech	55 67				
				147	A	Wake Forest	70 64	78	A	Duke	55 74				
				10	A	Syracuse	63 90	72	H	Virginia Tech	58 74				
				21	A	Florida St.	46 78	3	A	Louisville	42 70				
				37	H	North Carolina	91 78	97	H	Virginia	57 74				

Non-Div I Games:

Pittsburgh

■ Loss,
 ■ Non-Conf,
 ■ S Site,
 ■ H Home
 ■ A Away
 N Neutral

Average RPI Win:	244	WON-LOST	WINNING	LAST 10	STRENGTH OF	OPP. STRENGTH	TEAM	ADJ.	CONF.	ADJ CONF.
Average RPI Loss:	95	RECORD	PCT. RANK	GAMES	SCHEDULE	OF SCHEDULE	RPI	RPI	RPI	RPI
DIV. I ONLY	11- 17	233	0- 1	132	112	189	189	7	7	
DIV. I NON-CONF.	6- 3	91	0- 0	212	327	138	138	7	7	
TOTALS	RPI 1-25	RPI 26-50	W-L RECORDS	RPI 51-100	RPI 101-999	RPI 150+				
11- 17	0- 2	0- 4	OVERALL	1- 2	10- 9	10- 4				
6- 7	0- 1	0- 2	HOME	1- 0	5- 4	5- 2				
5- 8	0- 1	0- 2	AWAY	0- 1	5- 4	5- 1				
0- 2	0- 0	0- 0	NEUTRAL	0- 1	0- 1	0- 1				
6- 3	0- 0	0- 0	NON-CONFERENCE	0- 1	6- 2	6- 1				
3- 1	0- 0	0- 0	HOME	0- 0	3- 1	3- 1				
3- 1	0- 0	0- 0	AWAY	0- 0	3- 1	3- 0				
0- 1	0- 0	0- 0	NEUTRAL	0- 1	0- 0	0- 0				
5- 14	0- 2	0- 4	CONFERENCE	1- 1	4- 7	4- 3				
3- 6	0- 1	0- 2	HOME	1- 0	2- 3	2- 1				
2- 7	0- 1	0- 2	AWAY	0- 1	2- 3	2- 1				
0- 1	0- 0	0- 0	NEUTRAL	0- 0	0- 1	0- 1				

RPI 1-25				RPI 26-50				RPI 51-100				RPI 101+ Team's RPI: 189			
RPI	S	Opponent	Score	RPI	S	Opponent	Score	RPI	S	Opponent	Score	RPI	S	Opponent	Score
13	A	Gonzaga	71 97	27	A	BYU	71 79	80	N	Arizona	70 92	102	A	Pacific	77 87
13	H	Gonzaga	62 93	27	H	BYU	69 70	99	A	Pepperdine	68 82	102	H	Pacific	66 76
				48	A	Saint Mary's (CA)	85 113	99	H	Pepperdine	85 63	104	A	Loyola Marymount	58 76
				48	H	Saint Mary's (CA)	91 98					104	H	Loyola Marymount	54 70
												106	A	Portland St.	79 92
												163	A	Santa Clara	68 106
												163	H	Santa Clara	66 72
												170	H	UC Irvine	69 84
												180	H	Utah St.	61 54
												185	A	Hawaii	72 65
												252	A	San Francisco	69 66
												252	H	San Francisco	78 73
												252	N	San Francisco	69 76
												264	H	Cal St. Fullerton	83 74
												273	A	San Diego	69 60
												273	H	San Diego	96 74
												293	A	Utah Valley	65 60
												297	H	Air Force	79 60
												313	A	Weber St.	89 73
LAST 12 Division I GAMES:															
252	N	San Francisco	69 76	27	H	BYU	69 70								
99	H	Pepperdine	85 63	13	H	Gonzaga	62 93								
104	H	Loyola Marymount	54 70	102	A	Pacific	77 87								
163	A	Santa Clara	68 106	48	A	Saint Mary's (CA)	85 113								
252	A	San Francisco	69 66	252	H	San Francisco	78 73								
273	H	San Diego	96 74	163	H	Santa Clara	66 72								

Non-Div I Games: Warner Pacific 98 63 Willamette 82 27

Portland

Average RPI Win:	218	WON-LOST	WINNING	LAST 10	STRENGTH OF	OPP. STRENGTH	TEAM	ADJ.	CONF.	ADJ CONF.
Average RPI Loss:	124	RECORD	PCT. RANK	GAMES	SCHEDULE	OF SCHEDULE	RPI	RPI	RPI	RPI
DIV. I ONLY	24- 7	38	3- 0	267	187	106	106	16	16	
DIV. I NON-CONF.	7- 1	30	0- 0	317	310	145	145	12	12	
TOTALS	RPI 1-25	RPI 26-50	W-L RECORDS	RPI 51-100	RPI 101-999	RPI 150+				
24- 7	0- 0	0- 0	OVERALL	2- 2	22- 5	18- 2				
13- 3	0- 0	0- 0	HOME	1- 1	12- 2	10- 1				
8- 4	0- 0	0- 0	AWAY	0- 1	8- 3	7- 1				
3- 0	0- 0	0- 0	NEUTRAL	1- 0	2- 0	1- 0				
7- 1	0- 0	0- 0	NON-CONFERENCE	1- 0	6- 1	6- 1				
5- 1	0- 0	0- 0	HOME	1- 0	4- 1	4- 1				
2- 0	0- 0	0- 0	AWAY	0- 0	2- 0	2- 0				
0- 0	0- 0	0- 0	NEUTRAL	0- 0	0- 0	0- 0				
17- 6	0- 0	0- 0	CONFERENCE	1- 2	16- 4	12- 1				
8- 2	0- 0	0- 0	HOME	0- 1	8- 1	6- 0				
6- 4	0- 0	0- 0	AWAY	0- 1	6- 3	5- 1				
3- 0	0- 0	0- 0	NEUTRAL	1- 0	2- 0	1- 0				

RPI 1-25			RPI 26-50			RPI 51-100			RPI 101+			Team's RPI: 106
RPI	S	Opponent	Score	RPI	S	Opponent	Score	RPI	S	Opponent	Score	
						71 H UC Davis	65 50	109 A Idaho St.		54 72		
						84 A Idaho	78 80	109 H Idaho St.		57 58		
						84 H Idaho	68 81	128 A Northern Colo.		63 79		
						84 N Idaho	75 59	128 H Northern Colo.		85 66		
								148 A Montana St.		68 55		
								148 H Montana St.		55 53		
								148 N Montana St.		68 56		
								170 H UC Irvine		68 73		
								181 A Eastern Wash.		76 64		
								181 H Eastern Wash.		76 57		
								181 N Eastern Wash.		61 59		
								187 A Montana		70 73		
								187 H Montana		78 60		
								189 H Portland		92 79		
								204 H UNLV		58 49		
								223 A Northern Ariz.		74 59		
								223 H Northern Ariz.		72 55		
								259 A UTEP		89 61		
								265 A Sacramento St.		75 57		
								265 H Sacramento St.		74 58		
								272 A Southern Utah		81 56		
								272 H Southern Utah		63 49		
								298 H San Jose St.		80 51		
								313 A Weber St.		77 59		
								313 H Weber St.		65 38		
								337 H Seattle U		68 43		
LAST 12 Division I GAMES:												
						148 N Montana St.	68 56	84 H Idaho		68 81		
						84 N Idaho	75 59	265 A Sacramento St.		75 57		
						181 N Eastern Wash.	61 59	109 A Idaho St.		54 72		
						148 A Montana St.	68 55	272 A Southern Utah		81 56		
						187 A Montana	70 73	223 A Northern Ariz.		74 59		
						181 H Eastern Wash.	76 57	128 H Northern Colo.		85 66		

Non-Div I Games: Warner Pacific 102 49

Portland St.

■ Loss,
 ■ Non-Conf, S Site,
 ■ Home
 ■ Away
 N Neutral

RPI	S	Opponent	Score
342	A	Grand Canyon	60 55

Portland St.

Prairie View

Through Games Of March 16, 2019

Average RPI Win:	284	WON-LOST	WINNING	LAST 10	STRENGTH OF	OPP. STRENGTH	TEAM	ADJ.	CONF.	ADJ CONF.
Average RPI Loss:	157	RECORD	PCT. RANK	GAMES	SCHEDULE	OF SCHEDULE	RPI	RPI	RPI	RPI
DIV. I ONLY	15- 13	146	1- 0	272	305	188	188	29	29	
DIV. I NON-CONF.	1- 7	319	0- 0	31	27	205	205	28	28	
TOTALS	RPI 1-25	RPI 26-50	W-L RECORDS	RPI 51-100	RPI 101-999	RPI 150+				
15- 13	0- 2	0- 1	OVERALL	0- 1	15- 9	15- 8				
8- 3	0- 0	0- 1	HOME	0- 0	8- 2	8- 2				
6- 9	0- 2	0- 0	AWAY	0- 1	6- 6	6- 5				
1- 1	0- 0	0- 0	NEUTRAL	0- 0	1- 1	1- 1				
1- 7	0- 2	0- 1	NON-CONFERENCE	0- 1	1- 3	1- 2				
0- 1	0- 0	0- 1	HOME	0- 0	0- 0	0- 0				
0- 6	0- 2	0- 0	AWAY	0- 1	0- 3	0- 2				
1- 0	0- 0	0- 0	NEUTRAL	0- 0	1- 0	1- 0				
14- 6	0- 0	0- 0	CONFERENCE	0- 0	14- 6	14- 6				
8- 2	0- 0	0- 0	HOME	0- 0	8- 2	8- 2				
6- 3	0- 0	0- 0	AWAY	0- 0	6- 3	6- 3				
0- 1	0- 0	0- 0	NEUTRAL	0- 0	0- 1	0- 1				

RPI S	Opponent	Score	RPI S	Opponent	Score	RPI S	Opponent	Score	RPI S	Opponent	Score	Team's RPI: 188
11 A	Iowa St.	46 94	30 H	Rice	58 68	67 A	Arkansas	44 71	143 A	Oklahoma St.	50 70	
16 A	Texas A&M	57 70							152 A	Southern U.	55 54	
									152 H	Southern U.	63 52	
									178 A	Colorado	38 79	
									207 A	Grambling	57 73	
									207 H	Grambling	63 64	
									212 A	UTRGV	50 57	
									227 A	Texas Southern	67 73	
									227 H	Texas Southern	44 52	
									233 N	A&M-Corpus Christi	67 59	
									247 A	Jackson St.	89 80	
									247 H	Jackson St.	76 57	
									247 N	Jackson St.	63 75	
									269 A	Alabama St.	59 67	
									269 H	Alabama St.	71 59	
									301 A	Alabama A&M	72 69	
									301 H	Alabama A&M	77 65	
									301 H	Alabama A&M	69 56	
									329 A	Mississippi Val.	75 65	
									329 H	Mississippi Val.	91 55	
									349 A	Ark.-Pine Bluff	80 41	
									349 H	Ark.-Pine Bluff	79 46	
									350 A	Alcorn	82 61	
									350 H	Alcorn	90 61	
LAST 12 Division I GAMES:												
301 H	Alabama A&M	69 56	349 H	Ark.-Pine Bluff	79 46							
247 N	Jackson St.	63 75	329 H	Mississippi Val.	91 55							
350 H	Alcorn	90 61	207 A	Grambling	57 73							
152 H	Southern U.	63 52	247 A	Jackson St.	89 80							
269 A	Alabama St.	59 67	227 A	Texas Southern	67 73							
301 A	Alabama A&M	72 69	269 H	Alabama St.	71 59							

Non-Div I Games: Jarvis Christian 117 32 Arlington Baptist 105 31

Prairie View

Loss, Non-Conf, S Site, H Home A Away N Neutral

Presbyterian

Through Games Of March 16, 2019

Average RPI Win:	317	WON-LOST	WINNING	LAST 10	STRENGTH OF	OPP. STRENGTH	TEAM	ADJ.	CONF.	ADJ CONF.
Average RPI Loss:	188	RECORD	PCT. RANK	GAMES	SCHEDULE	OF SCHEDULE	RPI	RPI	RPI	RPI
DIV. I ONLY	7- 24	307	1- 0	297	300	315	315	27	27	
DIV. I NON-CONF.	2- 9	297	0- 0	294	268	325	325	29	29	
TOTALS	RPI 1-25	RPI 26-50	W-L RECORDS	RPI 51-100	RPI 101-999	RPI 150+				
7- 24	0- 0	0- 0	OVERALL	0- 4	7- 20	7- 15				
3- 9	0- 0	0- 0	HOME	0- 1	3- 8	3- 7				
4- 15	0- 0	0- 0	AWAY	0- 3	4- 12	4- 8				
0- 0	0- 0	0- 0	NEUTRAL	0- 0	0- 0	0- 0				
2- 9	0- 0	0- 0	NON-CONFERENCE	0- 1	2- 8	2- 5				
1- 2	0- 0	0- 0	HOME	0- 0	1- 2	1- 2				
1- 7	0- 0	0- 0	AWAY	0- 1	1- 6	1- 3				
0- 0	0- 0	0- 0	NEUTRAL	0- 0	0- 0	0- 0				
5- 15	0- 0	0- 0	CONFERENCE	0- 3	5- 12	5- 10				
2- 7	0- 0	0- 0	HOME	0- 1	2- 6	2- 5				
3- 8	0- 0	0- 0	AWAY	0- 2	3- 6	3- 5				
0- 0	0- 0	0- 0	NEUTRAL	0- 0	0- 0	0- 0				

RPI 1-25			RPI 26-50			RPI 51-100				RPI 101+			Team's RPI: 315		
RPI	S	Opponent	Score	RPI	S	Opponent	Score	RPI	S	Opponent	Score	RPI	S	Opponent	Score
								59	A	Tennessee	49 97	112	A	Georgia	59 83
								81	A	Radford	49 60	114	A	High Point	40 79
								81	A	Radford	49 59	114	H	High Point	63 70
								81	H	Radford	43 48	123	A	UNCW	48 63
												150	A	Davidson	56 83
												174	A	UNC Asheville	45 51
												174	H	UNC Asheville	43 52
												193	A	Furman	68 76
												198	A	Campbell	46 51
												202	A	Hampton	62 79
												202	H	Hampton	68 82
												210	A	Vanderbilt	43 78
												243	A	Gardner-Webb	62 67
												243	H	Gardner-Webb	58 66
												257	H	Wofford	61 50
												280	H	Charleston So.	55 63
												287	H	Ga. Southern	68 69
												290	A	Samford	54 75
												296	A	Col. of Charleston	71 65
												299	H	South Carolina St.	48 57
LAST 12 Division I GAMES:															
306	A	Winthrop	64 52	343	A	USC Upstate	66 58	306	A	Winthrop	52 55				
81	A	Radford	49 60	114	H	High Point	63 70	306	H	Winthrop	54 62				
81	H	Radford	43 48	174	A	UNC Asheville	45 51	338	A	Longwood	64 60				
243	A	Gardner-Webb	62 67	306	H	Winthrop	54 62	338	H	Longwood	81 66				
338	A	Longwood	64 60	202	A	Hampton	62 79	343	A	USC Upstate	66 58				
202	H	Hampton	68 82	280	H	Charleston So.	55 63								

Non-Div I Games:

Presbyterian

Loss, Non-Conf, S Site, H Home A Away N Neutral

RPI S Opponent Score

RPI	S	Opponent	Score
343	H	USC Upstate	70 54

P
r
e
s
b
y
t
e
r
i
a
n

P
r
e
s
b
y
t
e
r
i
a
n

Presbyterian

Average RPI Win:	182	WON-LOST	WINNING	LAST 10	STRENGTH OF	OPP. STRENGTH	TEAM	ADJ.	CONF.	ADJ CONF.
Average RPI Loss:	91	RECORD	PCT. RANK	GAMES	SCHEDULE	OF SCHEDULE	RPI	RPI	RPI	RPI
DIV. I ONLY	21- 9	61	1- 0	77	119	49	49	11	11	
DIV. I NON-CONF.	8- 7	160	0- 0	56	72	73	73	11	11	
TOTALS	RPI 1-25	RPI 26-50	W-L RECORDS	RPI 51-100	RPI 101-999	RPI 150+				
21- 9	0- 2	1- 1	OVERALL	3- 2	17- 4	13- 1				
8- 3	0- 0	1- 0	HOME	1- 1	6- 2	4- 0				
12- 3	0- 0	0- 0	AWAY	2- 1	10- 2	8- 1				
1- 3	0- 2	0- 1	NEUTRAL	0- 0	1- 0	1- 0				
8- 7	0- 2	1- 1	NON-CONFERENCE	0- 1	7- 3	4- 1				
3- 1	0- 0	1- 0	HOME	0- 0	2- 1	0- 0				
5- 3	0- 0	0- 0	AWAY	0- 1	5- 2	4- 1				
0- 3	0- 2	0- 1	NEUTRAL	0- 0	0- 0	0- 0				
13- 2	0- 0	0- 0	CONFERENCE	3- 1	10- 1	9- 0				
5- 2	0- 0	0- 0	HOME	1- 1	4- 1	4- 0				
7- 0	0- 0	0- 0	AWAY	2- 0	5- 0	4- 0				
1- 0	0- 0	0- 0	NEUTRAL	0- 0	1- 0	1- 0				

RPI 1-25				RPI 26-50				Team's RPI: 49				RPI 51-100				RPI 101+			
RPI	S	Opponent	Score	RPI	S	Opponent	Score	RPI	S	Opponent	Score	RPI	S	Opponent	Score	RPI	S	Opponent	Score
10	N	Syracuse	61 92	33	N	Kansas St.	61 80	52	A	Penn	68 53	103	A	Hartford	75 38				
20	N	DePaul	67 82	40	H	Quinnipiac	54 42	52	H	Penn	60 66	118	H	Marist	60 57				
								56	A	Villanova	46 67	141	A	Yale	80 68				
								87	A	Harvard	75 71	141	H	Yale	86 96				
								87	H	Harvard	61 58	142	H	Seton Hall	66 70				
												145	A	Penn St.	71 79				
												150	H	Davidson	65 57				
												170	A	Rider	89 65				
												200	A	Cornell	75 46				
												200	H	Cornell	68 64				
												200	N	Cornell	68 47				
												211	A	Dartmouth	82 75				
												211	H	Dartmouth	64 47				
												216	A	Monmouth	79 47				
												217	A	George Washington	49 64				
												249	A	St. Francis Brooklyn	83 64				
												253	A	Columbia	79 64				
												253	H	Columbia	65 59				
												282	A	Brown	88 68				
												282	H	Brown	93 74				
												318	A	New Hampshire	90 42				
LAST 12 Division I GAMES:																			
200	N	Cornell	68 47	253	H	Columbia	65 59												
141	A	Yale	80 68	200	H	Cornell	68 64												
282	A	Brown	88 68	211	A	Dartmouth	82 75												
87	H	Harvard	61 58	87	A	Harvard	75 71												
211	H	Dartmouth	64 47	282	H	Brown	93 74												
52	A	Penn	68 53	141	H	Yale	86 96												

Non-Div I Games:

Princeton

■ Loss,
■ Non-Conf,
■ S Site,
■ H Home
■ A Away
N Neutral

Providence

Through Games Of March 16, 2019

Average RPI Win:	172	WON-LOST	WINNING	LAST 10	STRENGTH OF	OPP. STRENGTH	TEAM	ADJ.	CONF.	ADJ CONF.
Average RPI Loss:	78	RECORD	PCT. RANK	GAMES	SCHEDULE	OF SCHEDULE	RPI	RPI	RPI	RPI
DIV. I ONLY	17- 15	155	1- 1	85	73	120	120	6	6	
DIV. I NON-CONF.	8- 4	91	0- 0	227	205	150	150	4	4	
TOTALS	RPI 1-25	RPI 26-50	W-L RECORDS	RPI 51-100	RPI 101-999	RPI 150+				
17- 15	0- 5	0- 1	OVERALL	5- 5	12- 4	8- 1				
9- 7	0- 2	0- 1	HOME	3- 3	6- 1	4- 0				
6- 8	0- 3	0- 0	AWAY	2- 2	4- 3	2- 1				
2- 0	0- 0	0- 0	NEUTRAL	0- 0	2- 0	2- 0				
8- 4	0- 0	0- 1	NON-CONFERENCE	1- 1	7- 2	5- 1				
5- 2	0- 0	0- 1	HOME	1- 1	4- 0	3- 0				
2- 2	0- 0	0- 0	AWAY	0- 0	2- 2	1- 1				
1- 0	0- 0	0- 0	NEUTRAL	0- 0	1- 0	1- 0				
9- 11	0- 5	0- 0	CONFERENCE	4- 4	5- 2	3- 0				
4- 5	0- 2	0- 0	HOME	2- 2	2- 1	1- 0				
4- 6	0- 3	0- 0	AWAY	2- 2	2- 1	1- 0				
1- 0	0- 0	0- 0	NEUTRAL	0- 0	1- 0	1- 0				

RPI S Opponent	Score	RPI S Opponent	Score	RPI S Opponent	Score	RPI S Opponent	Score	Team's RPI: 120
12 A Marquette	46 85	40 H Quinnipiac	44 48	56 A Villanova	33 53	117 A St. John's (NY)	67 66	
12 H Marquette	57 80			56 H Villanova	67 61	117 H St. John's (NY)	57 60	
20 A DePaul	62 88			70 A Georgetown	56 61	133 A Boston College	61 57	
20 A DePaul	60 85			70 H Georgetown	52 68	141 H Yale	59 42	
20 H DePaul	61 76			74 A Butler	66 63	142 A Seton Hall	73 79	
				74 H Butler	74 68	142 H Seton Hall	82 75	
				91 A Creighton	77 63	145 A Penn St.	72 74	
				91 H Creighton	64 73	191 H Sacred Heart	62 52	
				96 H Northeastern	59 65	218 A Xavier	63 55	
				99 H Pepperdine	66 47	218 H Xavier	71 58	
						218 N Xavier	70 62	
						244 H Northern Ky.	48 43	
						260 A Rhode Island	65 72	
						283 H La Salle	77 47	
						294 N Bryant	72 64	
						328 A UMass Lowell	71 47	
LAST 12 Division I GAMES:								
218 N Xavier	70 62	74 A Butler	66 63					
20 A DePaul	60 85	218 A Xavier	63 55					
294 N Bryant	72 64	117 H St. John's (NY)	57 60					
12 H Marquette	57 80	142 H Seton Hall	82 75					
20 H DePaul	61 76	70 A Georgetown	56 61					
91 H Creighton	64 73	56 A Villanova	33 53					

Non-Div I Games:

Providence

■ Loss,
■ Non-Conf,
■ S Site,
■ H Home
■ A Away
N Neutral

Through Games Of March 10, 1915										
Average RPI Win:	151	WON-LOST	WINNING	LAST 10	STRENGTH OF	OPP. STRENGTH	TEAM	ADJ.	CONF.	ADJ CONF.
Average RPI Loss:	65	RECORD	PCT. RANK	GAMES	SCHEDULE	OF SCHEDULE	RPI	RPI	RPI	RPI
DIV. I ONLY	19- 15	141	1- 0	53	50	90	90	4	4	
DIV. I NON-CONF.	9- 4	85	0- 0	119	65	89	89	6	6	

TOTALS	RPI 1-25		RPI 26-50	W-L RECORDS		RPI 51-100	RPI 101-999		RPI 150+	
19- 15	2- 4		2- 5	OVERALL		2- 2	13- 4		9- 1	
13- 4	2- 2		2- 0	HOME		1- 1	8- 1		6- 0	
3- 8	0- 1		0- 4	AWAY		0- 1	3- 2		1- 1	
3- 3	0- 1		0- 1	NEUTRAL		1- 0	2- 1		2- 0	
9- 4	1- 2		0- 1	NON-CONFERENCE		1- 0	7- 1		7- 0	
7- 1	1- 1		0- 0	HOME		1- 0	5- 0		5- 0	
1- 1	0- 0		0- 1	AWAY		0- 0	1- 0		1- 0	
1- 2	0- 1		0- 0	NEUTRAL		0- 0	1- 1		1- 0	
10- 11	1- 2		2- 4	CONFERENCE		1- 2	6- 3		2- 1	
6- 3	1- 1		2- 0	HOME		0- 1	3- 1		1- 0	
2- 7	0- 1		0- 3	AWAY		0- 1	2- 2		0- 1	
2- 1	0- 0		0- 1	NEUTRAL		1- 0	1- 0		1- 0	

RPI S	Opponent	Score	RPI S	Opponent	Score	RPI S	Opponent	Score	RPI S	Opponent	Score
6 N	UConn	40 86	28 A	Rutgers	63 65	87 H	Harvard	66 65	101 H	Ohio St.	60 42
7 A	Iowa	58 72	28 N	Rutgers	49 64	94 A	Nebraska	61 67	108 A	Minnesota	64 53
7 H	Iowa	62 57	34 A	Ohio	73 80	94 H	Nebraska	64 84	108 H	Minnesota	45 65
14 H	Maryland	55 58	43 A	Michigan St.	66 74	94 N	Nebraska	75 71	116 A	Northwestern	57 54
18 H	South Carolina	73 82	45 H	Michigan	71 70				116 H	Northwestern	61 58
19 H	Miami (FL)	74 63	47 A	Indiana	51 73				117 N	St. John's (NY)	62 68
			47 H	Indiana	56 53				145 A	Penn St.	61 72
									153 H	Bradley	74 61
									186 A	Wisconsin	69 76
									220 A	Ball St.	80 38
									225 H	Illinois	72 50
									225 N	Illinois	72 60
									237 H	Albany (NY)	53 41
									239 N	Ole Miss	70 59
									241 H	Western Ill.	81 60
									254 H	Loyola Chicago	65 41
									334 H	Purdue Fort Wayne	78 44
LAST 12 Division I GAMES:											
225 N	Illinois	72 60	116 H	Northwestern	61 58						
94 N	Nebraska	75 71	108 H	Minnesota	45 65						
28 N	Rutgers	49 64	94 A	Nebraska	61 67						
47 A	Indiana	51 73	225 H	Illinois	72 50						
14 H	Maryland	55 58	43 A	Michigan St.	66 74						
145 A	Penn St.	61 72	94 H	Nebraska	64 84						

Non-Div I Games:

Purdue

Average RPI Win:	286	WON-LOST	WINNING	LAST 10	STRENGTH OF	OPP. STRENGTH	TEAM	ADJ.	CONF.	ADJ CONF.
Average RPI Loss:	185	RECORD	PCT. RANK	GAMES	SCHEDULE	OF SCHEDULE	RPI	RPI	RPI	RPI
DIV. I ONLY	4- 22	336	0- 1	294	235	334	334	19	19	
DIV. I NON-CONF.	1- 8	322	0- 0	338	314	348	348	18	18	
TOTALS	RPI 1-25	RPI 26-50	W-L RECORDS	RPI 51-100	RPI 101-999	RPI 150+				
4- 22	0- 0	0- 5	OVERALL	0- 1	4- 16	4- 16				
3- 8	0- 0	0- 2	HOME	0- 0	3- 6	3- 6				
1- 13	0- 0	0- 2	AWAY	0- 1	1- 10	1- 10				
0- 1	0- 0	0- 1	NEUTRAL	0- 0	0- 0	0- 0				
1- 8	0- 0	0- 0	NON-CONFERENCE	0- 1	1- 7	1- 7				
0- 3	0- 0	0- 0	HOME	0- 0	0- 3	0- 3				
1- 5	0- 0	0- 0	AWAY	0- 1	1- 4	1- 4				
0- 0	0- 0	0- 0	NEUTRAL	0- 0	0- 0	0- 0				
3- 14	0- 0	0- 5	CONFERENCE	0- 0	3- 9	3- 9				
3- 5	0- 0	0- 2	HOME	0- 0	3- 3	3- 3				
0- 8	0- 0	0- 2	AWAY	0- 0	0- 6	0- 6				
0- 1	0- 0	0- 1	NEUTRAL	0- 0	0- 0	0- 0				

RPI 1-25				RPI 26-50				RPI 51-100				RPI 101+				Team's RPI: 334	
RPI	S	Opponent	Score	RPI	S	Opponent	Score	RPI	S	Opponent	Score	RPI	S	Opponent	Score		
				26	A	South Dakota St.	68 92	90	A	Purdue	44 78	160	A	Oral Roberts	56 66		
				26	H	South Dakota St.	52 85					160	H	Oral Roberts	61 72		
				26	N	South Dakota St.	50 88					167	A	Denver	62 82		
				39	A	South Dakota	51 69					167	H	Denver	70 55		
				39	H	South Dakota	49 71					196	H	Eastern Mich.	72 87		
												197	A	Milwaukee	48 70		
												224	A	North Dakota	60 79		
												224	H	North Dakota	58 74		
												238	H	SIUE	49 57		
												241	A	Western Ill.	59 73		
												241	H	Western Ill.	61 90		
												254	A	Loyola Chicago	67 81		
												270	A	Western Mich.	61 69		
												295	A	Eastern Ill.	63 72		
												303	H	Valparaiso	64 68		
												321	A	North Dakota St.	54 70		
												321	H	North Dakota St.	66 46		
												326	A	Omaha	61 70		
												326	H	Omaha	56 48		
												331	A	Evansville	72 66		
LAST 12 Division I GAMES:																	
				26	N	South Dakota St.	50 88	241	H	Western Ill.	61 90						
				321	H	North Dakota St.	66 46	39	H	South Dakota	49 71						
				224	H	North Dakota	58 74	160	A	Oral Roberts	56 66						
				26	A	South Dakota St.	68 92	167	H	Denver	70 55						
				326	A	Omaha	61 70	326	H	Omaha	56 48						
				167	A	Denver	62 82	241	A	Western Ill.	59 73						

Non-Div I Games: Taylor (IN) 84 74 Goshen 86 45 Ind.-Kokomo 87 50

Purdue Fort Wayne

Loss, Non-Conf, S Site, H Home A Away N Neutral

Average RPI Win: 237	WON-LOST	WINNING	LAST 10	STRENGTH OF	OPP. STRENGTH	TEAM	ADJ.	CONF.	ADJ CONF.
Average RPI Loss: 122	RECORD	PCT. RANK	GAMES	SCHEDULE	OF SCHEDULE	RPI	RPI	RPI	RPI
DIV. I ONLY	24- 6	27	1- 0	242	268	81	81	27	27
DIV. I NON-CONF.	5- 5	162	0- 0	109	67	112	112	29	29
TOTALS	RPI 1-25	RPI 26-50	W-L RECORDS	RPI 51-100	RPI 101-999	RPI 150+			
24- 6	0- 1	0- 0	OVERALL	2- 2	22- 3	20- 2			
13- 1	0- 0	0- 0	HOME	0- 0	13- 1	12- 0			
10- 4	0- 1	0- 0	AWAY	2- 1	8- 2	7- 2			
1- 1	0- 0	0- 0	NEUTRAL	0- 1	1- 0	1- 0			
5- 5	0- 1	0- 0	NON-CONFERENCE	2- 2	3- 2	3- 1			
2- 1	0- 0	0- 0	HOME	0- 0	2- 1	2- 0			
2- 3	0- 1	0- 0	AWAY	2- 1	0- 1	0- 1			
1- 1	0- 0	0- 0	NEUTRAL	0- 1	1- 0	1- 0			
19- 1	0- 0	0- 0	CONFERENCE	0- 0	19- 1	17- 1			
11- 0	0- 0	0- 0	HOME	0- 0	11- 0	10- 0			
8- 1	0- 0	0- 0	AWAY	0- 0	8- 1	7- 1			
0- 0	0- 0	0- 0	NEUTRAL	0- 0	0- 0	0- 0			

RPI 1-25				RPI 26-50				RPI 51-100 Team's RPI: 81				RPI 101+			
RPI	S	Opponent	Score	RPI	S	Opponent	Score	RPI	S	Opponent	Score	RPI	S	Opponent	Score
9	A	NC State	58 75					72	A	Virginia Tech	44 55	114	A	High Point	84 79
								92	A	VCU	54 49	114	H	High Point	80 58
								94	N	Nebraska	39 77	131	H	Morehead St.	72 79
								97	A	Virginia	57 44	165	N	Temple	56 50
												174	A	UNC Asheville	45 44
												174	H	UNC Asheville	59 52
												174	H	UNC Asheville	60 46
												198	A	Campbell	56 52
												198	H	Campbell	61 57
												202	A	Hampton	54 68
												202	H	Hampton	84 59
												221	A	Mt. St. Mary's	77 89
												242	H	ETSU	79 64
												243	H	Gardner-Webb	79 69
												280	A	Charleston So.	67 41
												299	H	South Carolina St.	61 31
												306	A	Winthrop	79 57
												306	H	Winthrop	70 49
												315	A	Presbyterian	48 43
												315	H	Presbyterian	59 49
												315	H	Presbyterian	60 49
												338	A	Longwood	68 34
												338	H	Longwood	81 52
												343	A	USC Upstate	82 41
												343	H	USC Upstate	55 43
LAST 12 Division I GAMES:															
174	H	UNC Asheville	59 52	198	H	Campbell	61 57								
315	H	Presbyterian	60 49	306	A	Winthrop	79 57								
315	A	Presbyterian	48 43	338	H	Longwood	81 52								
202	H	Hampton	84 59	114	A	High Point	84 79								
343	H	USC Upstate	55 43	243	H	Gardner-Webb	79 69								
174	A	UNC Asheville	45 44	343	A	USC Upstate	82 41								

Non-Div I Games: Shepherd

60 46

Radford

■ Loss,
 ■ Non-Conf,
 ■ S Site,
 ■ Home
 ■ A Away
 N Neutral

Average RPI Win:	211	WON-LOST	WINNING	LAST 10	STRENGTH OF	OPP. STRENGTH	TEAM	ADJ.	CONF.	ADJ CONF.
Average RPI Loss:	157	RECORD	PCT. RANK	GAMES	SCHEDULE	OF SCHEDULE	RPI	RPI	RPI	RPI
DIV. I ONLY	8- 21	285	0- 1	176	167	260	260	17	17	
DIV. I NON-CONF.	5- 7	206	0- 0	98	131	167	167	16	16	
TOTALS	RPI 1-25	RPI 26-50	W-L RECORDS	RPI 51-100	RPI 101-999	RPI 150+				
8- 21	0- 1	0- 0	OVERALL	0- 4	8- 16	6- 9				
3- 11	0- 0	0- 0	HOME	0- 2	3- 9	2- 4				
5- 10	0- 1	0- 0	AWAY	0- 2	5- 7	4- 5				
0- 0	0- 0	0- 0	NEUTRAL	0- 0	0- 0	0- 0				
5- 7	0- 1	0- 0	NON-CONFERENCE	0- 2	5- 4	4- 1				
3- 3	0- 0	0- 0	HOME	0- 1	3- 2	2- 0				
2- 4	0- 1	0- 0	AWAY	0- 1	2- 2	2- 1				
0- 0	0- 0	0- 0	NEUTRAL	0- 0	0- 0	0- 0				
3- 14	0- 0	0- 0	CONFERENCE	0- 2	3- 12	2- 8				
0- 8	0- 0	0- 0	HOME	0- 1	0- 7	0- 4				
3- 6	0- 0	0- 0	AWAY	0- 1	3- 5	2- 4				
0- 0	0- 0	0- 0	NEUTRAL	0- 0	0- 0	0- 0				

RPI 1-25					
RPI	S	Opponent	Score		
22	A	Kentucky	52	75	
RPI 26-50					
RPI	S	Opponent	Score		
RPI 51-100					
RPI	S	Opponent	Score		
51	A	Clemson	67	80	
82	H	Fordham	38	56	
87	H	Harvard	47	80	
92	A	VCU	39	74	
RPI 101+					
RPI	S	Opponent	Team's RPI:	260	
103	H	Hartford	51	65	
108	A	Minnesota	71	91	
119	H	Dayton	62	74	
120	H	Providence	72	65	
133	H	Boston College	64	88	
137	A	Duquesne	69	106	
137	H	Duquesne	58	75	
150	A	Davidson	64	58	
150	H	Davidson	67	77	
173	A	Holy Cross	65	73	
177	A	Robert Morris	46	41	
184	A	Saint Louis	68	56	
206	A	Massachusetts	34	56	
206	H	Massachusetts	53	57	
217	H	George Washington	59	64	
224	H	North Dakota	77	63	
226	A	George Mason	69	75	
236	H	Saint Joseph's	48	55	
262	A	St. Bonaventure	61	62	
262	H	St. Bonaventure	68	84	
275	A	Richmond	66	60	
279	A	Vermont	61	58	
282	H	Brown	72	67	
283	A	La Salle	71	77	
LAST 12 Division I GAMES:					
137	A	Duquesne	69	106	
282	H	Brown	72	67	
206	H	Massachusetts	53	57	
150	A	Davidson	64	58	
236	H	Saint Joseph's	48	55	
262	A	St. Bonaventure	61	62	
137	H	Duquesne	58	75	
206	A	Massachusetts	34	56	
283	A	La Salle	71	77	
119	H	Dayton	62	74	
262	H	St. Bonaventure	68	84	
226	A	George Mason	69	75	

Non-Div I Games:

Rhode Island

Loss, Non-Conf, S Site, H Home A Away N Neutral

Average RPI Win:	191	WON-LOST	WINNING	LAST 10	STRENGTH OF	OPP. STRENGTH	TEAM	ADJ.	CONF.	ADJ CONF.
Average RPI Loss:	29	RECORD	PCT. RANK	GAMES	SCHEDULE	OF SCHEDULE	RPI	RPI	RPI	RPI
DIV. I ONLY	28- 3	6	3- 0	172	110	30	30	14	14	
DIV. I NON-CONF.	9- 3	62	0- 0	183	110	65	65	17	17	
TOTALS	RPI 1-25	RPI 26-50	W-L RECORDS	RPI 51-100	RPI 101-999	RPI 150+				
28- 3	0- 1	0- 2	OVERALL	6- 0	22- 0	19- 0				
13- 0	0- 0	0- 0	HOME	0- 0	13- 0	10- 0				
11- 2	0- 1	0- 1	AWAY	4- 0	7- 0	7- 0				
4- 1	0- 0	0- 1	NEUTRAL	2- 0	2- 0	2- 0				
9- 3	0- 1	0- 2	NON-CONFERENCE	1- 0	8- 0	7- 0				
5- 0	0- 0	0- 0	HOME	0- 0	5- 0	4- 0				
3- 2	0- 1	0- 1	AWAY	1- 0	2- 0	2- 0				
1- 1	0- 0	0- 1	NEUTRAL	0- 0	1- 0	1- 0				
19- 0	0- 0	0- 0	CONFERENCE	5- 0	14- 0	12- 0				
8- 0	0- 0	0- 0	HOME	0- 0	8- 0	6- 0				
8- 0	0- 0	0- 0	AWAY	3- 0	5- 0	5- 0				
3- 0	0- 0	0- 0	NEUTRAL	2- 0	1- 0	1- 0				

RPI 1-25				RPI 26-50				Team's RPI: 30				RPI 51-100				RPI 101+			
RPI	S	Opponent	Score	RPI	S	Opponent	Score	RPI	S	Opponent	Score	RPI	S	Opponent	Score	RPI	S	Opponent	Score
16	A	Texas A&M	54 65	35	A	UCLA	50 59	60	A	Little Rock	79 65	105	H	Charlotte	61 51				
				37	N	North Carolina	50 71	64	A	Middle Tenn.	60 47	110	H	Old Dominion	48 42				
								64	N	Middle Tenn.	69 54	144	H	Georgia St.	66 49				
								95	A	Western Ky.	68 46	172	A	Louisiana Tech	61 51				
								95	N	Western Ky.	64 57	172	H	Louisiana Tech	78 42				
								100	A	UAB	55 43	176	A	North Texas	59 47				
												176	H	North Texas	64 52				
												176	N	North Texas	61 43				
												179	N	Coastal Caro.	56 52				
												188	A	Prairie View	68 58				
												195	A	Southern Miss.	58 47				
												222	A	Marshall	79 67				
												227	H	Texas Southern	76 71				
												232	H	SMU	66 52				
												259	H	UTEP	76 42				
												288	H	New Orleans	67 56				
												302	A	UTSA	72 46				
												302	H	UTSA	85 54				
												307	H	Fla. Atlantic	63 35				
												308	A	Incarnate Word	74 63				
												312	H	McNeese	93 65				
												322	H	FIU	76 44				
LAST 12 Division I GAMES:																			
176	N	North Texas	61 43	307	H	Fla. Atlantic	63 35												
95	N	Western Ky.	64 57	322	H	FIU	76 44												
64	N	Middle Tenn.	69 54	222	A	Marshall	79 67												
302	A	UTSA	72 46	95	A	Western Ky.	68 46												
172	H	Louisiana Tech	78 42	110	H	Old Dominion	48 42												
176	A	North Texas	59 47	105	H	Charlotte	61 51												

Non-Div I Games:

Rice

Average RPI Win:	248	WON-LOST	WINNING	LAST 10	STRENGTH OF	OPP. STRENGTH	TEAM	ADJ.	CONF.	ADJ CONF.
Average RPI Loss:	139	RECORD	PCT. RANK	GAMES	SCHEDULE	OF SCHEDULE	RPI	RPI	RPI	RPI
DIV. I ONLY	9- 21	274	0- 1	161	158	275	275	17	17	
DIV. I NON-CONF.	3- 10	278	0- 0	108	117	270	270	16	16	
TOTALS	RPI 1-25	RPI 26-50	W-L RECORDS	RPI 51-100	RPI 101-999	RPI 150+				
9- 21	0- 1	0- 2	OVERALL	0- 6	9- 12	9- 8				
8- 7	0- 0	0- 1	HOME	0- 3	8- 3	8- 3				
1- 13	0- 1	0- 1	AWAY	0- 2	1- 9	1- 5				
0- 1	0- 0	0- 0	NEUTRAL	0- 1	0- 0	0- 0				
3- 10	0- 1	0- 2	NON-CONFERENCE	0- 3	3- 4	3- 3				
3- 4	0- 0	0- 1	HOME	0- 2	3- 1	3- 1				
0- 5	0- 1	0- 1	AWAY	0- 0	0- 3	0- 2				
0- 1	0- 0	0- 0	NEUTRAL	0- 1	0- 0	0- 0				
6- 11	0- 0	0- 0	CONFERENCE	0- 3	6- 8	6- 5				
5- 3	0- 0	0- 0	HOME	0- 1	5- 2	5- 2				
1- 8	0- 0	0- 0	AWAY	0- 2	1- 6	1- 3				
0- 0	0- 0	0- 0	NEUTRAL	0- 0	0- 0	0- 0				

RPI 1-25				RPI 26-50				RPI 51-100				RPI 101+ Team's RPI: 275			
RPI	S	Opponent	Score	RPI	S	Opponent	Score	RPI	S	Opponent	Score	RPI	S	Opponent	Score
15	A	UCF	48 70	34	H	Ohio	58 109	63	H	Drexel	35 58	119	A	Dayton	50 71
				40	A	Quinnipiac	48 65	70	H	Georgetown	53 73	137	A	Duquesne	54 80
								72	N	Virginia Tech	57 85	147	A	Wake Forest	48 62
								82	A	Fordham	48 60	150	A	Davidson	55 78
								92	A	VCU	37 58	161	A	William & Mary	55 65
								92	H	VCU	43 68	184	A	Saint Louis	48 78
												184	A	Saint Louis	49 58
												205	H	UMES	57 55
												206	A	Massachusetts	38 64
												206	H	Massachusetts	62 58
												217	H	George Washington	56 48
												226	H	George Mason	52 67
												229	H	Howard	67 60
												236	H	Saint Joseph's	46 45
												260	H	Rhode Island	60 66
												262	H	St. Bonaventure	57 49
												283	A	La Salle	74 60
												283	H	La Salle	56 51
												284	H	Fairfield	40 58
												307	A	Fla. Atlantic	55 69
												309	H	UNC Greensboro	59 48
LAST 12 Division I GAMES:															
184	A	Saint Louis	49 58	262	H	St. Bonaventure	57 49								
217	H	George Washington	56 48	92	A	VCU	37 58								
206	A	Massachusetts	38 64	119	A	Dayton	50 71								
283	H	La Salle	56 51	206	H	Massachusetts	62 58								
226	H	George Mason	52 67	283	A	La Salle	74 60								
184	A	Saint Louis	48 78	236	H	Saint Joseph's	46 45								

Non-Div I Games:

Richmond

■ Loss,
 ■ Non-Conf,
 S Site,
 ■ Home
 ■ Away
 N Neutral

Average RPI Win: 265		WON-LOST	WINNING	LAST 10	STRENGTH OF	OPP. STRENGTH	TEAM	ADJ.	CONF.	ADJ CONF.
Average RPI Loss: 146		RECORD	PCT. RANK	GAMES	SCHEDULE	OF SCHEDULE	RPI	RPI	RPI	RPI
DIV. I ONLY		19- 12	108	0- 1	271	256	170	170	26	26
DIV. I NON-CONF.		4- 7	228	0- 0	225	193	242	242	27	27
TOTALS		RPI 1-25	RPI 26-50	W-L RECORDS	RPI 51-100	RPI 101-999	RPI 150+			
19- 12	0- 0		0- 4	OVERALL	0- 1	19- 7	17- 5			
8- 6	0- 0		0- 2	HOME	0- 1	8- 3	7- 3			
10- 4	0- 0		0- 2	AWAY	0- 0	10- 2	9- 2			
1- 2	0- 0		0- 0	NEUTRAL	0- 0	1- 2	1- 0			
4- 7	0- 0		0- 2	NON-CONFERENCE	0- 1	4- 4	4- 3			
2- 3	0- 0		0- 1	HOME	0- 1	2- 1	2- 1			
2- 3	0- 0		0- 1	AWAY	0- 0	2- 2	2- 2			
0- 1	0- 0		0- 0	NEUTRAL	0- 0	0- 1	0- 0			
15- 5	0- 0		0- 2	CONFERENCE	0- 0	15- 3	13- 2			
6- 3	0- 0		0- 1	HOME	0- 0	6- 2	5- 2			
8- 1	0- 0		0- 1	AWAY	0- 0	8- 0	7- 0			
1- 1	0- 0		0- 0	NEUTRAL	0- 0	1- 1	1- 0			

[illegible]

Non-Div I Games:

Rider

Loss, Non-Conf, S Site, H Home A Away N Neutral

Average RPI Win:	288	WON-LOST	WINNING	LAST 10	STRENGTH OF	OPP. STRENGTH	TEAM	ADJ.	CONF.	ADJ CONF.
Average RPI Loss:	148	RECORD	PCT. RANK	GAMES	SCHEDULE	OF SCHEDULE	RPI	RPI	RPI	RPI
DIV. I ONLY	20- 10	78	2- 0	318	306	177	177	31	31	
DIV. I NON-CONF.	2- 8	293	0- 0	221	85	313	313	31	31	
TOTALS	RPI 1-25	RPI 26-50	W-L RECORDS	RPI 51-100	RPI 101-999	RPI 150+				
20- 10	0- 1	0- 1	OVERALL	0- 1	20- 7	20- 5				
13- 3	0- 0	0- 1	HOME	0- 1	13- 1	13- 1				
7- 6	0- 1	0- 0	AWAY	0- 0	7- 5	7- 3				
0- 1	0- 0	0- 0	NEUTRAL	0- 0	0- 1	0- 1				
2- 8	0- 1	0- 1	NON-CONFERENCE	0- 1	2- 5	2- 3				
2- 3	0- 0	0- 1	HOME	0- 1	2- 1	2- 1				
0- 4	0- 1	0- 0	AWAY	0- 0	0- 3	0- 1				
0- 1	0- 0	0- 0	NEUTRAL	0- 0	0- 1	0- 1				
18- 2	0- 0	0- 0	CONFERENCE	0- 0	18- 2	18- 2				
11- 0	0- 0	0- 0	HOME	0- 0	11- 0	11- 0				
7- 2	0- 0	0- 0	AWAY	0- 0	7- 2	7- 2				
0- 0	0- 0	0- 0	NEUTRAL	0- 0	0- 0	0- 0				

RPI 1-25				RPI 26-50				RPI 51-100				RPI 101+ Team's RPI: 177			
RPI	S	Opponent	Score	RPI	S	Opponent	Score	RPI	S	Opponent	Score	RPI	S	Opponent	Score
7	A	Iowa	63 92	36	H	James Madison	36 59	83	H	Kent St.	46 54	104	A	Loyola Marymount	53 61
												122	A	Youngstown St.	59 69
												191	A	Sacred Heart	45 54
												191	H	Sacred Heart	64 46
												194	A	Saint Francis (PA)	66 60
												194	H	Saint Francis (PA)	66 53
												219	A	Bowling Green	60 61
												221	A	Mt. St. Mary's	55 61
												221	H	Mt. St. Mary's	70 58
												221	H	Mt. St. Mary's	69 65
												232	N	SMU	55 60
												249	A	St. Francis Brooklyn	75 56
												249	H	St. Francis Brooklyn	74 57
												260	H	Rhode Island	41 46
												283	H	La Salle	67 39
												294	A	Bryant	60 57
												294	H	Bryant	59 56
												319	A	Wagner	77 57
												319	H	Wagner	69 46
												327	A	Central Conn. St.	64 57
												327	H	Central Conn. St.	60 40
												340	H	Delaware St.	64 63
												344	A	Fairleigh Dickinson	63 43
												344	H	Fairleigh Dickinson	71 49
												344	H	Fairleigh Dickinson	64 38
												351	A	LIU Brooklyn	89 37
LAST 12 Division I GAMES:															
344	H	Fairleigh Dickinson	64 38	351	H	LIU Brooklyn	71 54	249	H	St. Francis Brooklyn	74 57				
221	H	Mt. St. Mary's	69 65	194	A	Saint Francis (PA)	66 60	221	A	Mt. St. Mary's	55 61				
104	A	Loyola Marymount	53 61	327	H	Central Conn. St.	60 40	294	H	Bryant	59 56				
194	H	Saint Francis (PA)	66 53												
191	A	Sacred Heart	45 54												
319	A	Wagner	77 57												

Non-Div I Games: Pitt.-Johnstown 73 53

Robert Morris

■ Loss,
 ■ Non-Conf,
 ■ S Site,
 ■ H Home
 ■ A Away
 N Neutral

RPI	S	Opponent	Score
351	H	LIU Brooklyn	71 54

R
o
b
e
r
t
M
o
r
r
i
s

R
o
b
e
r
t
M
o
r
r
i
s

Robert Morris

Average RPI Win:	138	WON-LOST	WINNING	LAST 10	STRENGTH OF	OPP. STRENGTH	TEAM	ADJ.	CONF.	ADJ CONF.
Average RPI Loss:	43	RECORD	PCT. RANK	GAMES	SCHEDULE	OF SCHEDULE	RPI	RPI	RPI	RPI
DIV. I ONLY	22- 9	58	1- 0	27	61	28	28	4	4	
DIV. I NON-CONF.	8- 3	72	0- 0	86	119	61	61	6	6	
TOTALS	RPI 1-25	RPI 26-50	W-L RECORDS	RPI 51-100	RPI 101-999	RPI 150+				
22- 9	1- 5	3- 1	OVERALL	5- 1	13- 2	7- 0				
13- 2	0- 1	2- 0	HOME	2- 0	9- 1	5- 0				
7- 4	1- 1	1- 1	AWAY	2- 1	3- 1	1- 0				
2- 3	0- 3	0- 0	NEUTRAL	1- 0	1- 0	1- 0				
8- 3	0- 2	0- 0	NON-CONFERENCE	2- 1	6- 0	5- 0				
6- 0	0- 0	0- 0	HOME	1- 0	5- 0	4- 0				
1- 1	0- 0	0- 0	AWAY	1- 1	0- 0	0- 0				
1- 2	0- 2	0- 0	NEUTRAL	0- 0	1- 0	1- 0				
14- 6	1- 3	3- 1	CONFERENCE	3- 0	7- 2	2- 0				
7- 2	0- 1	2- 0	HOME	1- 0	4- 1	1- 0				
6- 3	1- 1	1- 1	AWAY	1- 0	3- 1	1- 0				
1- 1	0- 1	0- 0	NEUTRAL	1- 0	0- 0	0- 0				

RPI 1-25				RPI 26-50				Team's RPI: 28		RPI 51-100				RPI 101+			
RPI	S	Opponent	Score	RPI	S	Opponent	Score		RPI	S	Opponent	Score	RPI	S	Opponent	Score	
7	A	Iowa	66 72	43	H	Michigan St.	76 62		72	A	Virginia Tech	51 67	101	A	Ohio St.	66 56	
7	N	Iowa	67 72	45	A	Michigan	76 86		86	H	LSU	57 43	101	H	Ohio St.	39 59	
13	N	Gonzaga	40 57	47	A	Indiana	69 61		87	A	Harvard	60 49	108	A	Minnesota	46 60	
14	A	Maryland	73 65	47	H	Indiana	69 64		90	H	Purdue	65 63	108	H	Minnesota	60 54	
14	H	Maryland	48 62						90	N	Purdue	64 49	116	H	Northwestern	45 41	
17	N	Drake	59 69						94	A	Nebraska	62 56	139	H	Stony Brook	61 47	
													145	A	Penn St.	69 61	
													145	H	Penn St.	74 61	
													186	H	Wisconsin	73 53	
													194	H	Saint Francis (PA)	96 52	
													225	A	Illinois	71 60	
													237	H	Albany (NY)	65 39	
													242	N	ETSU	68 44	
													282	H	Brown	73 52	
													327	H	Central Conn. St.	73 44	
LAST 12 Division I GAMES:																	
				90	N	Purdue	64 49		186	H	Wisconsin	73 53					
				7	N	Iowa	67 72		45	A	Michigan	76 86					
				242	N	ETSU	68 44		47	A	Indiana	69 61					
				13	N	Gonzaga	40 57		101	H	Ohio St.	39 59					
				101	A	Ohio St.	66 56		14	H	Maryland	48 62					
				108	H	Minnesota	60 54		108	A	Minnesota	46 60					

Non-Div I Games:

Rutgers

■ Loss,
■ Non-Conf, S Site,
■ Home
■ Away
N Neutral

Average RPI Win:	232	WON-LOST	WINNING	LAST 10	STRENGTH OF	OPP. STRENGTH	TEAM	ADJ.	CONF.	ADJ CONF.
Average RPI Loss:	124	RECORD	PCT. RANK	GAMES	SCHEDULE	OF SCHEDULE	RPI	RPI	RPI	RPI
DIV. I ONLY	22- 6	34	0- 1	228	261	76	76	25	25	
DIV. I NON-CONF.	6- 3	91	0- 0	111	170	72	72	22	22	
TOTALS	RPI 1-25	RPI 26-50	W-L RECORDS	RPI 51-100	RPI 101-999	RPI 150+				
22- 6	0- 1	0- 0	OVERALL	1- 2	21- 3	17- 2				
14- 0	0- 0	0- 0	HOME	1- 0	13- 0	10- 0				
7- 5	0- 1	0- 0	AWAY	0- 2	7- 2	6- 1				
1- 1	0- 0	0- 0	NEUTRAL	0- 0	1- 1	1- 1				
6- 3	0- 1	0- 0	NON-CONFERENCE	0- 1	6- 1	4- 0				
5- 0	0- 0	0- 0	HOME	0- 0	5- 0	3- 0				
0- 3	0- 1	0- 0	AWAY	0- 1	0- 1	0- 0				
1- 0	0- 0	0- 0	NEUTRAL	0- 0	1- 0	1- 0				
16- 3	0- 0	0- 0	CONFERENCE	1- 1	15- 2	13- 2				
9- 0	0- 0	0- 0	HOME	1- 0	8- 0	7- 0				
7- 2	0- 0	0- 0	AWAY	0- 1	7- 1	6- 1				
0- 1	0- 0	0- 0	NEUTRAL	0- 0	0- 1	0- 1				

RPI 1-25				RPI 26-50				RPI 51-100 Team's RPI: 76				RPI 101+			
RPI	S	Opponent	Score	RPI	S	Opponent	Score	RPI	S	Opponent	Score	RPI	S	Opponent	Score
19	A	Miami (FL)	60 81					55	A	New Mexico	33 74	129	A	Abilene Christian	71 55
								61	A	Lamar University	46 62	129	H	Abilene Christian	65 48
								61	H	Lamar University	70 58	140	A	Texas Tech	69 77
												141	H	Yale	67 57
												148	H	Montana St.	60 53
												156	H	Tulsa	76 34
												166	H	Nicholls St.	70 62
												182	A	Sam Houston St.	78 68
												182	H	Sam Houston St.	83 75
												202	N	Hampton	70 68
												227	H	Texas Southern	74 55
												233	A	A&M-Corpus Christi	44 46
												233	N	A&M-Corpus Christi	79 88
												278	A	Central Ark.	59 53
												278	H	Central Ark.	79 43
												288	H	New Orleans	97 38
												308	A	Incarinate Word	66 56
												308	H	Incarinate Word	65 48
												311	H	Morgan St.	69 42
												312	A	McNeese	97 48
												317	A	Northwestern St.	87 67
												317	H	Northwestern St.	84 56
												323	A	Southeastern La.	62 51
												332	H	Houston Baptist	65 53
LAST 12 Division I GAMES:															
233	N	A&M-Corpus Christi	79 88	278	H	Central Ark.	79 43								
55	A	New Mexico	33 74	308	H	Incarinate Word	65 48								
141	H	Yale	67 57	233	A	A&M-Corpus Christi	44 46								
182	H	Sam Houston St.	83 75	317	A	Northwestern St.	87 67								
129	H	Abilene Christian	65 48	312	A	McNeese	97 48								
61	A	Lamar University	46 62	61	H	Lamar University	70 58								

Non-Div I Games: Wiley 97 38 Cameron 86 59 Our Lady of the Lak93 77

SFA

Loss, Non-Conf, S Site, H Home A Away N Neutral

SIUE										
Average RPI Win:	272	WON-LOST	WINNING	LAST 10	STRENGTH OF	OPP. STRENGTH	TEAM	ADJ.	CONF.	ADJ CONF.
Average RPI Loss:	173	RECORD	PCT. RANK	GAMES	SCHEDULE	OF SCHEDULE	RPI	RPI	RPI	RPI
DIV. I ONLY	12- 16	216	0- 1	292	282	238	238	22	22	
DIV. I NON-CONF.	4- 6	212	0- 0	312	254	228	228	23	23	
TOTALS	RPI 1-25	RPI 26-50	W-L RECORDS	RPI 51-100	RPI 101-999	RPI 150+				
12- 16	0- 0	0- 2	OVERALL	0- 1	12- 13	10- 9				
6- 4	0- 0	0- 0	HOME	0- 0	6- 4	4- 2				
6- 11	0- 0	0- 2	AWAY	0- 0	6- 9	6- 7				
0- 1	0- 0	0- 0	NEUTRAL	0- 1	0- 0	0- 0				
4- 6	0- 0	0- 1	NON-CONFERENCE	0- 1	4- 4	3- 4				
1- 0	0- 0	0- 0	HOME	0- 0	1- 0	0- 0				
3- 5	0- 0	0- 1	AWAY	0- 0	3- 4	3- 4				
0- 1	0- 0	0- 0	NEUTRAL	0- 1	0- 0	0- 0				
8- 10	0- 0	0- 1	CONFERENCE	0- 0	8- 9	7- 5				
5- 4	0- 0	0- 0	HOME	0- 0	5- 4	4- 2				
3- 6	0- 0	0- 1	AWAY	0- 0	3- 5	3- 3				
0- 0	0- 0	0- 0	NEUTRAL	0- 0	0- 0	0- 0				

RPI 1-25			RPI 26-50			RPI 51-100			RPI 101+ Team's RPI: 238		
RPI	S	Opponent	Score	RPI	S	Opponent	Score	RPI	S	Opponent	Score
30	A	Missouri	36 59	65	N	Missouri St.	65 68	113	A	UT Martin	55 68
46	A	Belmont	54 87					113	H	UT Martin	48 75
								131	H	Morehead St.	67 73
								132	H	Illinois St.	68 61
								146	A	Tennessee Tech	55 79
								146	H	Tennessee Tech	63 61
								184	A	Saint Louis	56 63
								215	A	Jacksonville St.	51 47
								215	H	Jacksonville St.	61 68
								225	A	Illinois	57 74
								228	A	UMKC	75 80
								245	A	Southeast Mo. St.	58 63
								245	H	Southeast Mo. St.	52 62
								254	A	Loyola Chicago	43 56
								261	A	Austin Peay	65 77
								261	H	Austin Peay	69 68
								263	A	Murray St.	75 81
								263	H	Murray St.	71 54
								295	A	Eastern Ill.	65 56
								295	H	Eastern Ill.	78 62
								305	A	Tennessee St.	66 55
								331	A	Evansville	54 45
								333	H	Eastern Ky.	74 55
								334	A	Purdue Fort Wayne	57 49
								348	A	Chicago St.	82 66
LAST 12 Division I GAMES:											
215	H	Jacksonville St.	61 68	263	A	Murray St.	75 81				
146	H	Tennessee Tech	63 61	261	A	Austin Peay	65 77				
46	A	Belmont	54 87	333	H	Eastern Ky.	74 55				
305	A	Tennessee St.	66 55	131	H	Morehead St.	67 73				
113	H	UT Martin	48 75	113	A	UT Martin	55 68				
295	H	Eastern Ill.	78 62	245	A	Southeast Mo. St.	58 63				

Non-Div I Games: McKendree 64 63

SIUE

■ Loss,
 ■ Non-Conf,
 ■ S Site,
 ■ Home
 ■ A Away
 N Neutral

Average RPI Win:	220	WON-LOST	WINNING	LAST 10	STRENGTH OF	OPP. STRENGTH	TEAM	ADJ.	CONF.	ADJ CONF.
Average RPI Loss:	127	RECORD	PCT. RANK	GAMES	SCHEDULE	OF SCHEDULE	RPI	RPI	RPI	RPI
DIV. I ONLY	11- 19	242	0- 1	124	135	232	232	9	9	
DIV. I NON-CONF.	6- 7	172	0- 0	172	284	226	226	8	8	
TOTALS	RPI 1-25	RPI 26-50	W-L RECORDS	RPI 51-100	RPI 101-999	RPI 150+				
11- 19	0- 3	0- 1	OVERALL	0- 3	11- 12	10- 9				
8- 8	0- 1	0- 0	HOME	0- 1	8- 6	7- 5				
1- 10	0- 2	0- 1	AWAY	0- 2	1- 5	1- 3				
2- 1	0- 0	0- 0	NEUTRAL	0- 0	2- 1	2- 1				
6- 7	0- 0	0- 1	NON-CONFERENCE	0- 2	6- 4	6- 3				
4- 4	0- 0	0- 0	HOME	0- 1	4- 3	4- 3				
0- 3	0- 0	0- 1	AWAY	0- 1	0- 1	0- 0				
2- 0	0- 0	0- 0	NEUTRAL	0- 0	2- 0	2- 0				
5- 12	0- 3	0- 0	CONFERENCE	0- 1	5- 8	4- 6				
4- 4	0- 1	0- 0	HOME	0- 0	4- 3	3- 2				
1- 7	0- 2	0- 0	AWAY	0- 1	1- 4	1- 3				
0- 1	0- 0	0- 0	NEUTRAL	0- 0	0- 1	0- 1				

RPI 1-25				RPI 26-50				RPI 51-100				RPI 101+ Team's RPI: 232			
RPI	S	Opponent	Score	RPI	S	Opponent	Score	RPI	S	Opponent	Score	RPI	S	Opponent	Score
6	A	UConn	39 79	30	A	Rice	52 66	57	A	TCU	63 65	111	A	Houston	68 69
15	A	UCF	43 55					75	H	UT Arlington	41 66	111	H	Houston	61 72
15	H	UCF	54 66					77	A	Cincinnati	57 69	115	H	South Fla.	46 44
												128	A	Northern Colo.	57 58
												154	H	Oklahoma	61 77
												156	A	Tulsa	35 49
												157	H	Alabama	61 62
												165	H	Temple	53 52
												169	A	Tulane	64 60
												169	H	Tulane	43 61
												176	H	North Texas	73 66
												177	N	Robert Morris	60 55
												192	A	East Carolina	61 67
												192	H	East Carolina	54 64
												192	N	East Carolina	48 50
												223	N	Northern Ariz.	55 48
												234	H	Memphis	71 48
												258	A	Wichita St.	42 53
												258	H	Wichita St.	78 50
												276	H	CSU Bakersfield	49 43
												300	H	La.-Monroe	49 38
												323	H	Southeastern La.	62 63
												329	H	Mississippi Val.	62 47
LAST 12 Division I GAMES:															
192	N	East Carolina	48 50	258	A	Wichita St.	42 53								
223	N	Northern Ariz.	55 48	192	H	East Carolina	54 64								
192	A	East Carolina	61 67	15	H	UCF	54 66								
234	H	Memphis	71 48	156	A	Tulsa	35 49								
169	A	Tulane	64 60	111	A	Houston	68 69								
165	H	Temple	53 52	115	H	South Fla.	46 44								

Non-Div I Games:

SMU

■ Loss,
 ■ Non-Conf,
 ■ S Site,
 ■ Home
 ■ Away
 N Neutral

Sacramento St.

Through Games Of March 16, 2019

Average RPI Win:	257	WON-LOST	WINNING	LAST 10	STRENGTH OF	OPP. STRENGTH	TEAM	ADJ.	CONF.	ADJ CONF.
Average RPI Loss:	138	RECORD	PCT. RANK	GAMES	SCHEDULE	OF SCHEDULE	RPI	RPI	RPI	RPI
DIV. I ONLY	9- 19	266	0- 1	212	192	265	265	16	16	
DIV. I NON-CONF.	3- 4	199	0- 0	168	244	221	221	12	12	
TOTALS	RPI 1-25	RPI 26-50	W-L RECORDS	RPI 51-100	RPI 101-999	RPI 150+				
9- 19	0- 0	0- 0	OVERALL	0- 5	9- 14	9- 6				
4- 9	0- 0	0- 0	HOME	0- 2	4- 7	4- 3				
3- 8	0- 0	0- 0	AWAY	0- 2	3- 6	3- 2				
2- 2	0- 0	0- 0	NEUTRAL	0- 1	2- 1	2- 1				
3- 4	0- 0	0- 0	NON-CONFERENCE	0- 3	3- 1	3- 1				
1- 2	0- 0	0- 0	HOME	0- 1	1- 1	1- 1				
0- 1	0- 0	0- 0	AWAY	0- 1	0- 0	0- 0				
2- 1	0- 0	0- 0	NEUTRAL	0- 1	2- 0	2- 0				
6- 15	0- 0	0- 0	CONFERENCE	0- 2	6- 13	6- 5				
3- 7	0- 0	0- 0	HOME	0- 1	3- 6	3- 2				
3- 7	0- 0	0- 0	AWAY	0- 1	3- 6	3- 2				
0- 1	0- 0	0- 0	NEUTRAL	0- 0	0- 1	0- 1				

RPI S	Opponent	Score	RPI S	Opponent	Score	RPI S	Opponent	Score	RPI S	Opponent	Score	Team's RPI: 265
						55	A New Mexico	53 85	106	A Portland St.	58 74	
						71	H UC Davis	60 109	106	H Portland St.	57 75	
						84	A Idaho	66 104	109	A Idaho St.	43 73	
						84	H Idaho	65 69	109	H Idaho St.	42 56	
						99	N Pepperdine	97 113	128	A Northern Colo.	69 82	
									128	H Northern Colo.	61 71	
									148	A Montana St.	58 64	
									148	H Montana St.	53 69	
									181	A Eastern Wash.	73 70	
									181	H Eastern Wash.	62 71	
									187	A Montana	67 75	
									187	H Montana	86 88	
									202	N Hampton	65 61	
									223	A Northern Ariz.	69 71	
									223	H Northern Ariz.	65 61	
									223	N Northern Ariz.	69 74	
									225	N Illinois	109 107	
									252	H San Francisco	75 86	
									272	A Southern Utah	75 69	
									272	H Southern Utah	77 76	
									313	A Weber St.	78 69	
									313	H Weber St.	77 62	
									316	H Cal Poly	88 85	
LAST 12 Division I GAMES:												
			223	N Northern Ariz.	69 74	106	H Portland St.	57 75				
			202	N Hampton	65 61	313	A Weber St.	78 69				
			187	A Montana	67 75	223	A Northern Ariz.	69 71				
			148	A Montana St.	58 64	272	A Southern Utah	75 69				
			84	H Idaho	65 69	128	H Northern Colo.	61 71				
			181	H Eastern Wash.	62 71	106	A Portland St.	58 74				

Non-Div I Games: Antelope Valley 86 80

Sacramento St.

Loss, Non-Conf, S Site, H Home A Away N Neutral

Sacred Heart

Through Games Of March 16, 2019

Average RPI Win:	284	WON-LOST	WINNING	LAST 10	STRENGTH OF	OPP. STRENGTH	TEAM	ADJ.	CONF.	ADJ CONF.
Average RPI Loss:	186	RECORD	PCT. RANK	GAMES	SCHEDULE	OF SCHEDULE	RPI	RPI	RPI	RPI
DIV. I ONLY	19- 12	108	0- 1	314	330	191	191	31	31	
DIV. I NON-CONF.	4- 7	228	0- 0	205	252	217	217	31	31	
TOTALS	RPI 1-25	RPI 26-50	W-L RECORDS	RPI 51-100	RPI 101-999	RPI 150+				
19- 12	0- 1	0- 0	OVERALL	0- 0	19- 11	19- 8				
10- 5	0- 0	0- 0	HOME	0- 0	10- 5	10- 4				
9- 7	0- 1	0- 0	AWAY	0- 0	9- 6	9- 4				
0- 0	0- 0	0- 0	NEUTRAL	0- 0	0- 0	0- 0				
4- 7	0- 1	0- 0	NON-CONFERENCE	0- 0	4- 6	4- 3				
1- 3	0- 0	0- 0	HOME	0- 0	1- 3	1- 2				
3- 4	0- 1	0- 0	AWAY	0- 0	3- 3	3- 1				
0- 0	0- 0	0- 0	NEUTRAL	0- 0	0- 0	0- 0				
15- 5	0- 0	0- 0	CONFERENCE	0- 0	15- 5	15- 5				
9- 2	0- 0	0- 0	HOME	0- 0	9- 2	9- 2				
6- 3	0- 0	0- 0	AWAY	0- 0	6- 3	6- 3				
0- 0	0- 0	0- 0	NEUTRAL	0- 0	0- 0	0- 0				

RPI 1-25				RPI 26-50				RPI 51-100				RPI 101+ Team's RPI: 191			
RPI	S	Opponent	Score	RPI	S	Opponent	Score	RPI	S	Opponent	Score	RPI	S	Opponent	Score
22	A	Kentucky	43 71									120	A	Providence	52 62
												125	A	Lehigh	66 70
												139	H	Stony Brook	58 73
												177	A	Robert Morris	46 64
												177	H	Robert Morris	54 45
												194	A	Saint Francis (PA)	68 85
												194	H	Saint Francis (PA)	60 68
												194	H	Saint Francis (PA)	77 51
												206	A	Massachusetts	61 78
												216	H	Monmouth	50 55
												221	A	Mt. St. Mary's	53 46
												221	H	Mt. St. Mary's	76 41
												230	A	Hofstra	70 64
												236	H	Saint Joseph's	44 61
												249	A	St. Francis Brooklyn	68 66
												249	H	St. Francis Brooklyn	53 56
												267	A	Manhattan	74 46
												277	H	Siena	72 50
												294	A	Bryant	67 57
												294	H	Bryant	49 48
												318	A	New Hampshire	71 60
												319	A	Wagner	80 68
												319	H	Wagner	68 51
												319	H	Wagner	72 64
												327	A	Central Conn. St.	73 46
												327	H	Central Conn. St.	66 61
LAST 12 Division I GAMES:															
194	H	Saint Francis (PA)	60 68	327	A	Central Conn. St.	73 46								
319	H	Wagner	68 51	351	A	LIU Brooklyn	64 69								
221	A	Mt. St. Mary's	53 46	294	A	Bryant	67 57								
177	H	Robert Morris	54 45	344	H	Fairleigh Dickinson	68 62								
194	H	Saint Francis (PA)	77 51	221	H	Mt. St. Mary's	76 41								
344	A	Fairleigh Dickinson	82 63	249	H	St. Francis Brooklyn	53 56								

Non-Div I Games:

Sacred Heart

■ Loss,
 ■ Non-Conf,
 ■ S Site,
 ■ Home
 ■ A Away
 N Neutral

RPI	S	Opponent	Score	
344	A	Fairleigh Dickinson	82	63
344	H	Fairleigh Dickinson	68	62
351	A	LIU Brooklyn	64	69
351	H	LIU Brooklyn	75	53

Sacred Heart

Saint Francis (PA)

Through Games Of March 16, 2019

Average RPI Win:	276	WON-LOST	WINNING	LAST 10	STRENGTH OF	OPP. STRENGTH	TEAM	ADJ.	CONF.	ADJ CONF.
Average RPI Loss:	166	RECORD	PCT. RANK	GAMES	SCHEDULE	OF SCHEDULE	RPI	RPI	RPI	RPI
DIV. I ONLY	15- 16	181	2- 0	201	314	194	194	31	31	
DIV. I NON-CONF.	2- 9	297	0- 0	27	95	193	193	31	31	
TOTALS	RPI 1-25	RPI 26-50	W-L RECORDS	RPI 51-100	RPI 101-999	RPI 150+				
15- 16	0- 1	0- 2	OVERALL	0- 1	15- 12	14- 9				
9- 4	0- 0	0- 0	HOME	0- 1	9- 3	8- 2				
6- 10	0- 1	0- 1	AWAY	0- 0	6- 8	6- 6				
0- 2	0- 0	0- 1	NEUTRAL	0- 0	0- 1	0- 1				
2- 9	0- 1	0- 2	NON-CONFERENCE	0- 1	2- 5	1- 2				
1- 2	0- 0	0- 0	HOME	0- 1	1- 1	0- 0				
1- 5	0- 1	0- 1	AWAY	0- 0	1- 3	1- 1				
0- 2	0- 0	0- 1	NEUTRAL	0- 0	0- 1	0- 1				
13- 7	0- 0	0- 0	CONFERENCE	0- 0	13- 7	13- 7				
8- 2	0- 0	0- 0	HOME	0- 0	8- 2	8- 2				
5- 5	0- 0	0- 0	AWAY	0- 0	5- 5	5- 5				
0- 0	0- 0	0- 0	NEUTRAL	0- 0	0- 0	0- 0				

RPI 1-25				RPI 26-50				RPI 51-100				RPI 101+ Team's RPI: 194			
RPI	S	Opponent	Score	RPI	S	Opponent	Score	RPI	S	Opponent	Score	RPI	S	Opponent	Score
2	A	Baylor	58 116	28	A	Rutgers	52 96	66	H	FGCU	69 83	122	A	Youngstown St.	56 80
				38	N	Boise St.	64 78					127	A	Pittsburgh	75 78
												131	H	Morehead St.	89 83
												137	H	Duquesne	73 93
												177	A	Robert Morris	53 66
												177	H	Robert Morris	60 66
												183	A	Liberty	53 82
												187	N	Montana	77 79
												191	A	Sacred Heart	68 60
												191	A	Sacred Heart	51 77
												191	H	Sacred Heart	85 68
												221	A	Mt. St. Mary's	83 72
												221	H	Mt. St. Mary's	68 66
												249	A	St. Francis Brooklyn	65 78
												249	H	St. Francis Brooklyn	86 84
												294	A	Bryant	63 66
												294	H	Bryant	78 66
												294	H	Bryant	91 78
												319	A	Wagner	67 58
												319	H	Wagner	107 70
												327	A	Central Conn. St.	62 73
												327	H	Central Conn. St.	83 68
												338	A	Longwood	91 88
												344	A	Fairleigh Dickinson	77 65
												344	H	Fairleigh Dickinson	75 64
												351	A	LIU Brooklyn	80 66
LAST 12 Division I GAMES:															
294	H	Bryant	91 78	249	H	St. Francis Brooklyn	86 84	351	H	LIU Brooklyn	69 75	177	H	Robert Morris	60 66
191	A	Sacred Heart	68 60	344	A	Fairleigh Dickinson	77 65	294	H	Bryant	78 66	344	H	Fairleigh Dickinson	75 64
187	N	Montana	77 79	327	H	Central Conn. St.	83 68								
177	A	Robert Morris	53 66												
319	A	Wagner	67 58												
191	A	Sacred Heart	51 77												

Non-Div I Games: Seton Hill 86 74

Saint Francis (PA)

■ Loss,
 ■ Non-Conf,
 ■ S Site,
 ■ Home
 ■ A Away
 N Neutral

S
a
i
n
t
F
r
a
n
c
i
s
(
P
A
)

RPI S Saint Francis (PA) Score

Through Games Of March 16, 2019

RPI	S	Opponent	Score
351	H	LIU Brooklyn	69 75

Saint Francis (PA)
P
A
)

Saint Joseph's

Through Games Of March 16, 2019

Average RPI Win:	238	WON-LOST	WINNING	LAST 10	STRENGTH OF	OPP. STRENGTH	TEAM	ADJ.	CONF.	ADJ CONF.
Average RPI Loss:	131	RECORD	PCT. RANK	GAMES	SCHEDULE	OF SCHEDULE	RPI	RPI	RPI	RPI
DIV. I ONLY	12- 19	236	1- 1	175	166	236	236	17	17	
DIV. I NON-CONF.	4- 9	252	0- 0	136	164	241	241	16	16	
TOTALS	RPI 1-25	RPI 26-50	W-L RECORDS	RPI 51-100	RPI 101-999	RPI 150+				
12- 19	0- 0	0- 1	OVERALL	0- 7	12- 11	11- 6				
8- 9	0- 0	0- 1	HOME	0- 3	8- 5	7- 3				
4- 9	0- 0	0- 0	AWAY	0- 3	4- 6	4- 3				
0- 1	0- 0	0- 0	NEUTRAL	0- 1	0- 0	0- 0				
4- 9	0- 0	0- 1	NON-CONFERENCE	0- 3	4- 5	4- 3				
3- 5	0- 0	0- 1	HOME	0- 1	3- 3	3- 2				
1- 4	0- 0	0- 0	AWAY	0- 2	1- 2	1- 1				
0- 0	0- 0	0- 0	NEUTRAL	0- 0	0- 0	0- 0				
8- 10	0- 0	0- 0	CONFERENCE	0- 4	8- 6	7- 3				
5- 4	0- 0	0- 0	HOME	0- 2	5- 2	4- 1				
3- 5	0- 0	0- 0	AWAY	0- 1	3- 4	3- 2				
0- 1	0- 0	0- 0	NEUTRAL	0- 1	0- 0	0- 0				

RPI S	Opponent	Score	RPI S	Opponent	Score	RPI S	Opponent	Score	RPI S	Opponent	Score	Team's RPI: 236
49	H Auburn	70 81	52	A Penn	45 65	107	H Towson	52 73				
			56	H Villanova	35 47	119	A Dayton	65 72				
			63	A Drexel	34 51	137	A Duquesne	73 81				
			82	H Fordham	41 51	137	H Duquesne	56 67				
			92	A VCU	40 59	138	A Delaware	39 48				
			92	H VCU	47 65	150	H Davidson	66 54				
			92	N VCU	47 58	165	H Temple	52 58				
						170	H Rider	54 56				
						184	H Saint Louis	49 62				
						191	A Sacred Heart	61 44				
						206	H Massachusetts	55 54				
						217	A George Washington	41 38				
						217	H George Washington	61 49				
						226	A George Mason	59 68				
						253	H Columbia	68 61				
						256	A Navy	48 49				
						260	A Rhode Island	55 48				
						262	H St. Bonaventure	66 41				
						266	H Loyola Maryland	49 46				
						271	H Niagara	68 54				
						275	A Richmond	45 46				
						283	A La Salle	64 63				
						283	H La Salle	60 57				
LAST 12 Division I GAMES:												
217	H George Washington	61 49	137	H Duquesne	56 67							
92	N VCU	47 58	283	A La Salle	64 63							
266	H Loyola Maryland	49 46	206	H Massachusetts	55 54							
82	H Fordham	41 51	217	A George Washington	41 38							
226	A George Mason	59 68	150	H Davidson	66 54							
260	A Rhode Island	55 48	92	H VCU	47 65							

Non-Div I Games:

Saint Joseph's

■ Loss,
 ■ Non-Conf,
 ■ S Site,
 ■ H Home
 ■ A Away
 N Neutral

Saint Louis

Through Games Of March 16, 2019

Average RPI Win:	217	WON-LOST	WINNING	LAST 10	STRENGTH OF	OPP. STRENGTH	TEAM	ADJ.	CONF.	ADJ CONF.
Average RPI Loss:	130	RECORD	PCT. RANK	GAMES	SCHEDULE	OF SCHEDULE	RPI	RPI	RPI	RPI
DIV. I ONLY	15- 16	181	1- 0	197	122	184	184	17	17	
DIV. I NON-CONF.	5- 8	224	0- 0	224	48	225	225	16	16	
TOTALS	RPI 1-25	RPI 26-50	W-L RECORDS	RPI 51-100	RPI 101-999	RPI 150+				
15- 16	0- 1	0- 1	OVERALL	2- 4	13- 10	11- 5				
9- 6	0- 1	0- 1	HOME	1- 2	8- 2	7- 2				
6- 7	0- 0	0- 0	AWAY	1- 2	5- 5	4- 2				
0- 3	0- 0	0- 0	NEUTRAL	0- 0	0- 3	0- 1				
5- 8	0- 1	0- 1	NON-CONFERENCE	1- 1	4- 5	4- 3				
2- 4	0- 1	0- 1	HOME	0- 1	2- 1	2- 1				
3- 2	0- 0	0- 0	AWAY	1- 0	2- 2	2- 1				
0- 2	0- 0	0- 0	NEUTRAL	0- 0	0- 2	0- 1				
10- 8	0- 0	0- 0	CONFERENCE	1- 3	9- 5	7- 2				
7- 2	0- 0	0- 0	HOME	1- 1	6- 1	5- 1				
3- 5	0- 0	0- 0	AWAY	0- 2	3- 3	2- 1				
0- 1	0- 0	0- 0	NEUTRAL	0- 0	0- 1	0- 0				

RPI 1-25				RPI 26-50				RPI 51-100				RPI 101+ Team's RPI: 184			
RPI	S	Opponent	Score	RPI	S	Opponent	Score	RPI	S	Opponent	Score	RPI	S	Opponent	Score
6	H	UConn	42 98	30	H	Missouri	62 74	77	H	Cincinnati	50 51	119	A	Dayton	57 73
								82	A	Fordham	51 54	119	H	Dayton	68 65
								82	H	Fordham	53 56	132	A	Illinois St.	67 72
								92	A	VCU	47 57	137	A	Duquesne	67 63
								92	H	VCU	76 60	137	N	Duquesne	51 72
								97	A	Virginia	67 65	141	N	Yale	52 58
												150	A	Davidson	57 60
												155	H	Southern Ill.	62 58
												156	A	Tulsa	75 86
												168	N	Chattanooga	61 71
												206	A	Massachusetts	66 70
												217	H	George Washington	60 44
												226	H	George Mason	60 53
												236	A	Saint Joseph's	62 49
												238	H	SIUE	63 56
												248	H	Indiana St.	56 60
												260	H	Rhode Island	56 68
												262	A	St. Bonaventure	62 45
												275	H	Richmond	78 48
												275	H	Richmond	58 49
												283	H	La Salle	69 58
												307	A	Fla. Atlantic	93 61
												333	A	Eastern Ky.	70 43
LAST 12 Division I GAMES:															
275	H	Richmond	58 49	275	H	Richmond	78 48								
137	N	Duquesne	51 72	137	A	Duquesne	67 63								
307	A	Fla. Atlantic	93 61	283	H	La Salle	69 58								
119	A	Dayton	57 73	82	A	Fordham	51 54								
92	H	VCU	76 60	217	H	George Washington	60 44								
150	A	Davidson	57 60	226	H	George Mason	60 53								

Non-Div I Games:

Saint Louis

■ Loss,
 ■ Non-Conf,
 ■ S Site,
 ■ H Home
 ■ A Away
 N Neutral

Saint Mary's (CA)

Through Games Of March 16, 2019

Average RPI Win:	174	WON-LOST	WINNING	LAST 10	STRENGTH OF	OPP. STRENGTH	TEAM	ADJ.	CONF.	ADJ CONF.
Average RPI Loss:	47	RECORD	PCT. RANK	GAMES	SCHEDULE	OF SCHEDULE	RPI	RPI	RPI	RPI
DIV. I ONLY	20- 11	94	1- 1	54	81	48	48	7	7	
DIV. I NON-CONF.	7- 4	108	0- 0	71	53	63	63	7	7	
TOTALS	RPI 1-25	RPI 26-50	W-L RECORDS	RPI 51-100	RPI 101-999	RPI 150+				
20- 11	0- 5	1- 2	OVERALL	2- 2	17- 2	13- 0				
9- 4	0- 2	0- 2	HOME	2- 0	7- 0	5- 0				
8- 6	0- 2	1- 0	AWAY	0- 2	7- 2	7- 0				
3- 1	0- 1	0- 0	NEUTRAL	0- 0	3- 0	1- 0				
7- 4	0- 2	0- 1	NON-CONFERENCE	1- 1	6- 0	5- 0				
2- 2	0- 1	0- 1	HOME	1- 0	1- 0	1- 0				
3- 2	0- 1	0- 0	AWAY	0- 1	3- 0	3- 0				
2- 0	0- 0	0- 0	NEUTRAL	0- 0	2- 0	1- 0				
13- 7	0- 3	1- 1	CONFERENCE	1- 1	11- 2	8- 0				
7- 2	0- 1	0- 1	HOME	1- 0	6- 0	4- 0				
5- 4	0- 1	1- 0	AWAY	0- 1	4- 2	4- 0				
1- 1	0- 1	0- 0	NEUTRAL	0- 0	1- 0	0- 0				

RPI 1-25				RPI 26-50				Team's RPI: 48	RPI 51-100				RPI 101+			
RPI	S	Opponent	Score	RPI	S	Opponent	Score		RPI	S	Opponent	Score	RPI	S	Opponent	Score
5	H	Oregon	55 79	27	A	BYU	78 75		62	H	Wyoming	90 84	102	A	Pacific	67 76
13	A	Gonzaga	62 74	27	H	BYU	73 74		71	A	UC Davis	74 76	102	H	Pacific	75 62
13	H	Gonzaga	52 66	41	H	California	78 81		99	A	Pepperdine	72 77	104	A	Loyola Marymount	56 69
13	N	Gonzaga	77 78						99	H	Pepperdine	79 68	104	H	Loyola Marymount	86 62
24	A	Oregon St.	56 89										104	N	Loyola Marymount	70 38
													110	N	Old Dominion	83 65
													158	A	Washington St.	70 64
													162	N	Texas St.	89 62
													163	A	Santa Clara	83 59
													163	H	Santa Clara	81 68
													189	A	Portland	98 91
													189	H	Portland	113 85
													197	H	Milwaukee	73 71
													252	A	San Francisco	80 65
													252	H	San Francisco	88 63
													273	A	San Diego	80 49
													273	H	San Diego	74 60
													289	A	UC Santa Barbara	80 55
													316	A	Cal Poly	69 51
LAST 12 Division I GAMES:																
104	N	Loyola Marymount	70 38	252	H	San Francisco	88 63									
13	N	Gonzaga	77 78	163	H	Santa Clara	81 68									
110	N	Old Dominion	83 65	273	A	San Diego	80 49									
102	H	Pacific	75 62	27	A	BYU	78 75									
99	A	Pepperdine	72 77	13	H	Gonzaga	52 66									
104	A	Loyola Marymount	56 69	189	H	Portland	113 85									

Non-Div I Games:

Saint Mary's (CA)

■ Loss,
 ■ Non-Conf,
 ■ S Site,
 ■ Home
 ■ Away
 N Neutral

Saint Peter's

Through Games Of March 16, 2019

Average RPI Win:	324	WON-LOST	WINNING	LAST 10	STRENGTH OF	OPP. STRENGTH	TEAM	ADJ.	CONF.	ADJ CONF.
Average RPI Loss:	233	RECORD	PCT. RANK	GAMES	SCHEDULE	OF SCHEDULE	RPI	RPI	RPI	RPI
DIV. I ONLY	6- 24	320	0- 1	350	308	347	347	26	26	
DIV. I NON-CONF.	5- 6	177	0- 0	342	347	308	308	27	27	
TOTALS	RPI 1-25	RPI 26-50	W-L RECORDS	RPI 51-100	RPI 101-999	RPI 150+				
6- 24	0- 0	0- 1	OVERALL	0- 0	6- 23	6- 19				
4- 10	0- 0	0- 0	HOME	0- 0	4- 10	4- 9				
2- 13	0- 0	0- 1	AWAY	0- 0	2- 12	2- 9				
0- 1	0- 0	0- 0	NEUTRAL	0- 0	0- 1	0- 1				
5- 6	0- 0	0- 0	NON-CONFERENCE	0- 0	5- 6	5- 3				
4- 1	0- 0	0- 0	HOME	0- 0	4- 1	4- 1				
1- 5	0- 0	0- 0	AWAY	0- 0	1- 5	1- 2				
0- 0	0- 0	0- 0	NEUTRAL	0- 0	0- 0	0- 0				
1- 18	0- 0	0- 1	CONFERENCE	0- 0	1- 17	1- 16				
0- 9	0- 0	0- 0	HOME	0- 0	0- 9	0- 8				
1- 8	0- 0	0- 1	AWAY	0- 0	1- 7	1- 7				
0- 1	0- 0	0- 0	NEUTRAL	0- 0	0- 1	0- 1				

RPI 1-25			RPI 26-50			RPI 51-100			RPI 101+			Team's RPI: 347
RPI	S	Opponent	Score	RPI	S	Opponent	Score	RPI	S	Opponent	Score	
				40	A	Quinnipiac	45 90					
								118	H	Marist	42 62	
								133	A	Boston College	57 89	
								141	A	Yale	56 72	
								142	A	Seton Hall	47 90	
								170	A	Rider	38 60	
								170	H	Rider	43 78	
								216	A	Monmouth	50 70	
								216	H	Monmouth	59 76	
								249	A	St. Francis Brooklyn	70 74	
								264	H	Cal St. Fullerton	45 69	
								267	A	Manhattan	46 62	
								267	H	Manhattan	44 62	
								267	N	Manhattan	41 62	
								271	A	Niagara	57 81	
								271	H	Niagara	66 75	
								277	A	Siena	46 50	
								277	H	Siena	57 84	
								284	A	Fairfield	68 65	
								284	H	Fairfield	61 69	
								286	A	Canisius	59 78	
								286	H	Canisius	62 75	
								319	H	Wagner	69 57	
								320	A	Lafayette	62 60	
								324	A	Iona	57 61	
								324	H	Iona	53 58	
								325	H	NJIT	70 57	
LAST 12 Division I GAMES:												
				267	N	Manhattan	41 62	324	A	Iona	57 61	
				216	H	Monmouth	59 76	170	H	Rider	43 78	
				324	H	Iona	53 58	267	H	Manhattan	44 62	
				267	A	Manhattan	46 62	286	A	Canisius	59 78	
				284	H	Fairfield	61 69	271	A	Niagara	57 81	
				216	A	Monmouth	50 70	277	A	Siena	46 50	

Non-Div I Games:

Saint Peter's

■ Loss,
 ■ Non-Conf,
 ■ S Site,
 ■ H Home
 ■ A Away
 N Neutral

RPI	S	Opponent	Score	
328	A	UMass Lowell	57	59
344	H	Fairleigh Dickinson	75	58
351	H	LIU Brooklyn	86	59

Saint Peter's

Average RPI Win:	276	WON-LOST	WINNING	LAST 10	STRENGTH OF	OPP. STRENGTH	TEAM	ADJ.	CONF.	ADJ CONF.
Average RPI Loss:	133	RECORD	PCT. RANK	GAMES	SCHEDULE	OF SCHEDULE	RPI	RPI	RPI	RPI
DIV. I ONLY	13- 13	167	0- 1	222	275	182	182	25	25	
DIV. I NON-CONF.	2- 5	264	0- 0	140	156	191	191	22	22	
TOTALS	RPI 1-25	RPI 26-50	W-L RECORDS	RPI 51-100	RPI 101-999	RPI 150+				
13- 13	0- 0	0- 0	OVERALL	0- 7	13- 6	12- 5				
6- 4	0- 0	0- 0	HOME	0- 2	6- 2	6- 1				
7- 7	0- 0	0- 0	AWAY	0- 4	7- 3	6- 3				
0- 2	0- 0	0- 0	NEUTRAL	0- 1	0- 1	0- 1				
2- 5	0- 0	0- 0	NON-CONFERENCE	0- 3	2- 2	2- 2				
0- 1	0- 0	0- 0	HOME	0- 0	0- 1	0- 1				
2- 3	0- 0	0- 0	AWAY	0- 2	2- 1	2- 1				
0- 1	0- 0	0- 0	NEUTRAL	0- 1	0- 0	0- 0				
11- 8	0- 0	0- 0	CONFERENCE	0- 4	11- 4	10- 3				
6- 3	0- 0	0- 0	HOME	0- 2	6- 1	6- 0				
5- 4	0- 0	0- 0	AWAY	0- 2	5- 2	4- 2				
0- 1	0- 0	0- 0	NEUTRAL	0- 0	0- 1	0- 1				

RPI S	Opponent	Score	RPI S	Opponent	Score	RPI S	Opponent	Score	RPI S	Opponent	Score	Team's RPI: 182
						57	A TCU	59 72	129	A Abilene Christian	72 63	
						61	A Lamar University	76 81	129	H Abilene Christian	79 91	
						61	H Lamar University	72 83	160	H Oral Roberts	62 73	
						76	A SFA	75 83	166	A Nicholls St.	81 84	
						76	H SFA	68 78	195	A Southern Miss.	65 61	
						86	A LSU	52 66	233	A A&M-Corpus Christi	61 76	
						93	N Troy	79 84	233	H A&M-Corpus Christi	61 59	
									258	A Wichita St.	55 63	
									268	A Louisiana	68 62	
									278	A Central Ark.	71 59	
									278	H Central Ark.	66 62	
									278	N Central Ark.	71 76	
									288	H New Orleans	86 62	
									308	A Incarnate Word	76 56	
									312	A McNeese	93 80	
									317	H Northwestern St.	66 55	
									323	H Southeastern La.	94 63	
									332	A Houston Baptist	74 63	
									332	H Houston Baptist	83 64	
LAST 12 Division I GAMES:												
278	N	Central Ark.	71	76	61	A	Lamar University	76	81			
76	A	SFA	75	83	233	H	A&M-Corpus Christi	61	59			
278	A	Central Ark.	71	59	129	A	Abilene Christian	72	63			
288	H	New Orleans	86	62	312	A	McNeese	93	80			
332	H	Houston Baptist	83	64	76	H	SFA	68	78			
166	A	Nicholls St.	81	84	323	H	Southeastern La.	94	63			

Non-Div I Games: UNKNOWN 94 46 Wiley 101 63 Jarvis Christian 100 55

Sam Houston St.

Loss, Non-Conf, S Site, H Home A Away N Neutral

Average RPI Win:	280	WON-LOST	WINNING	LAST 10	STRENGTH OF	OPP. STRENGTH	TEAM	ADJ.	CONF.	ADJ CONF.
Average RPI Loss:	175	RECORD	PCT. RANK	GAMES	SCHEDULE	OF SCHEDULE	RPI	RPI	RPI	RPI
DIV. I ONLY	8- 20	282	0- 1	269	267	290	290	28	28	
DIV. I NON-CONF.	3- 10	278	0- 0	173	229	238	238	24	24	
TOTALS	RPI 1-25	RPI 26-50	W-L RECORDS	RPI 51-100	RPI 101-999	RPI 150+				
8- 20	0- 0	0- 1	OVERALL	0- 2	8- 17	8- 13				
5- 4	0- 0	0- 0	HOME	0- 1	5- 3	5- 2				
3- 15	0- 0	0- 1	AWAY	0- 1	3- 13	3- 10				
0- 1	0- 0	0- 0	NEUTRAL	0- 0	0- 1	0- 1				
3- 10	0- 0	0- 1	NON-CONFERENCE	0- 2	3- 7	3- 5				
1- 1	0- 0	0- 0	HOME	0- 1	1- 0	1- 0				
2- 9	0- 0	0- 1	AWAY	0- 1	2- 7	2- 5				
0- 0	0- 0	0- 0	NEUTRAL	0- 0	0- 0	0- 0				
5- 10	0- 0	0- 0	CONFERENCE	0- 0	5- 10	5- 8				
4- 3	0- 0	0- 0	HOME	0- 0	4- 3	4- 2				
1- 6	0- 0	0- 0	AWAY	0- 0	1- 6	1- 5				
0- 1	0- 0	0- 0	NEUTRAL	0- 0	0- 1	0- 1				

RPI S	Opponent	Score	RPI S	Opponent	Score	RPI S	Opponent	Score	RPI S	Opponent	Score	Team's RPI: 290
49	A Auburn	46 73	93	A Troy	52 72	113	A UT Martin	68 89	134	A Mercer	68 76	
			100	H UAB	41 66	134	H Mercer	52 68	143	A Oklahoma St.	62 82	
						167	A Denver	87 83	168	A Chattanooga	56 61	
						168	H Chattanooga	63 73	178	A Colorado	39 81	
						193	A Furman	36 57	193	H Furman	41 74	
						193	N Furman	52 67	195	A Southern Miss.	40 76	
						202	A Hampton	57 64	210	A Vanderbilt	52 77	
						234	A Memphis	48 53	242	A ETSU	50 71	
						242	H ETSU	79 58	257	A Wofford	62 71	
						257	H Wofford	79 62	269	A Alabama St.	60 51	
						309	A UNC Greensboro	54 55	309	H UNC Greensboro	57 53	
						315	H Presbyterian	75 54	341	A Western Caro.	75 42	
						341	H Western Caro.	58 43				
LAST 12 Division I GAMES:												
193	N Furman	52 67	341	H Western Caro.	58 43							
193	H Furman	41 74	134	H Mercer	52 68							
257	H Wofford	79 62	257	A Wofford	62 71							
242	A ETSU	50 71	193	A Furman	36 57							
168	A Chattanooga	56 61	168	H Chattanooga	63 73							
309	H UNC Greensboro	57 53	242	H ETSU	79 58							

Non-Div I Games: Rhodes 71 54 Montevallo 73 47

Samford

Loss, Non-Conf, S Site, H Home A Away N Neutral

Average RPI Win:	235	WON-LOST	WINNING	LAST 10	STRENGTH OF	OPP. STRENGTH	TEAM	ADJ.	CONF.	ADJ CONF.
Average RPI Loss:	117	RECORD	PCT. RANK	GAMES	SCHEDULE	OF SCHEDULE	RPI	RPI	RPI	RPI
DIV. I ONLY	8- 21	285	0- 1	185	89	273	273	7	7	
DIV. I NON-CONF.	6- 4	125	0- 0	321	191	219	219	7	7	
TOTALS	RPI 1-25	RPI 26-50	W-L RECORDS	RPI 51-100	RPI 101-999	RPI 150+				
8- 21	0- 2	0- 5	OVERALL	0- 2	8- 12	8- 7				
6- 9	0- 1	0- 3	HOME	0- 1	6- 4	6- 2				
2- 11	0- 1	0- 2	AWAY	0- 1	2- 7	2- 4				
0- 1	0- 0	0- 0	NEUTRAL	0- 0	0- 1	0- 1				
6- 4	0- 0	0- 1	NON-CONFERENCE	0- 0	6- 3	6- 2				
5- 1	0- 0	0- 1	HOME	0- 0	5- 0	5- 0				
1- 3	0- 0	0- 0	AWAY	0- 0	1- 3	1- 2				
0- 0	0- 0	0- 0	NEUTRAL	0- 0	0- 0	0- 0				
2- 17	0- 2	0- 4	CONFERENCE	0- 2	2- 9	2- 5				
1- 8	0- 1	0- 2	HOME	0- 1	1- 4	1- 2				
1- 8	0- 1	0- 2	AWAY	0- 1	1- 4	1- 2				
0- 1	0- 0	0- 0	NEUTRAL	0- 0	0- 1	0- 1				

RPI	S	Opponent	Score	RPI	S	Opponent	Score	RPI	S	Opponent	Score	RPI	S	Opponent	Score	Team's RPI: 273
13	A	Gonzaga	44 71	27	A	BYU	68 80	99	A	Pepperdine	65 88	102	A	Pacific	47 79	
13	H	Gonzaga	61 86	27	H	BYU	56 65	99	H	Pepperdine	55 74	102	H	Pacific	53 70	
				41	H	California	53 70					104	A	Loyola Marymount	57 83	
				48	A	Saint Mary's (CA)	60 74					104	H	Loyola Marymount	52 69	
				48	H	Saint Mary's (CA)	49 80					108	A	Minnesota	48 53	
												163	A	Santa Clara	57 49	
												163	H	Santa Clara	68 77	
												163	N	Santa Clara	59 63	
												185	H	Hawaii	58 50	
												189	A	Portland	74 96	
												189	H	Portland	60 69	
												208	H	San Diego St.	72 71	
												211	H	Dartmouth	78 76	
												252	A	San Francisco	57 68	
												252	H	San Francisco	66 59	
												272	A	Southern Utah	59 69	
												274	A	Long Beach St.	60 56	
												285	H	Cleveland St.	83 82	
												298	H	San Jose St.	83 79	
												302	A	UTSA	77 87	
LAST 12 Division I GAMES:																
				163	N	Santa Clara	59 63	48	H	Saint Mary's (CA)	49 80					
				252	H	San Francisco	66 59	102	H	Pacific	53 70					
				163	H	Santa Clara	68 77	104	A	Loyola Marymount	57 83					
				27	A	BYU	68 80	99	A	Pepperdine	65 88					
				189	A	Portland	74 96	27	H	BYU	56 65					
				13	A	Gonzaga	44 71	13	H	Gonzaga	61 86					

Non-Div I Games: Cal St. San B'dino 76 58

San Diego

Loss, Non-Conf, S Site, H Home A Away N Neutral

Average RPI Win:	212	WON-LOST	WINNING	LAST 10	STRENGTH OF	OPP. STRENGTH	TEAM	ADJ.	CONF.	ADJ CONF.
Average RPI Loss:	156	RECORD	PCT. RANK	GAMES	SCHEDULE	OF SCHEDULE	RPI	RPI	RPI	RPI
DIV. I ONLY	14- 18	211	2- 0	195	171	208	208	15	15	
DIV. I NON-CONF.	5- 6	177	0- 0	250	235	229	229	13	13	
TOTALS	RPI 1-25	RPI 26-50	W-L RECORDS	RPI 51-100	RPI 101-999	RPI 150+				
14- 18	0- 0	0- 2	OVERALL	2- 5	12- 11	11- 9				
8- 7	0- 0	0- 1	HOME	1- 2	7- 4	7- 3				
4- 10	0- 0	0- 1	AWAY	0- 2	4- 7	3- 6				
2- 1	0- 0	0- 0	NEUTRAL	1- 1	1- 0	1- 0				
5- 6	0- 0	0- 0	NON-CONFERENCE	0- 2	5- 4	5- 3				
3- 3	0- 0	0- 0	HOME	0- 2	3- 1	3- 1				
2- 3	0- 0	0- 0	AWAY	0- 0	2- 3	2- 2				
0- 0	0- 0	0- 0	NEUTRAL	0- 0	0- 0	0- 0				
9- 12	0- 0	0- 2	CONFERENCE	2- 3	7- 7	6- 6				
5- 4	0- 0	0- 1	HOME	1- 0	4- 3	4- 2				
2- 7	0- 0	0- 1	AWAY	0- 2	2- 4	1- 4				
2- 1	0- 0	0- 0	NEUTRAL	1- 1	1- 0	1- 0				

RPI S	Opponent	Score	RPI S	Opponent	Score	RPI S	Opponent	Score	RPI S	Opponent	Score	Team's RPI: 208
38	A Boise St.	67 91	38	H Boise St.	66 69	55	A New Mexico	62 70	121	A Fresno St.	59 58	
						55	H New Mexico	61 59	121	H Fresno St.	81 87	
						55	N New Mexico	70 61	149	A CSUN	74 77	
						57	H TCU	64 81	163	A Santa Clara	43 60	
						62	A Wyoming	45 87	170	A UC Irvine	78 70	
						62	N Wyoming	70 75	180	A Utah St.	56 54	
						80	H Arizona	60 69	180	H Utah St.	52 65	
									185	H Hawaii	58 57	
									204	A UNLV	57 71	
									204	H UNLV	49 62	
									214	H California Baptist	83 67	
									246	A Nevada	69 74	
									246	H Nevada	64 61	
									264	A Cal St. Fullerton	83 72	
									273	A San Diego	71 72	
									281	H Colorado St.	54 45	
									289	H UC Santa Barbara	58 63	
									297	A Air Force	66 75	
									297	H Air Force	70 61	
									297	N Air Force	63 55	
									298	A San Jose St.	76 84	
									298	H San Jose St.	69 68	
									308	H Incarnate Word	81 38	
LAST 12 Division I GAMES:												
297	N Air Force	63 55	180	H Utah St.	52 65							
55	N New Mexico	70 61	204	H UNLV	49 62							
62	N Wyoming	70 75	246	A Nevada	69 74							
246	H Nevada	64 61	38	A Boise St.	67 91							
121	A Fresno St.	59 58	281	H Colorado St.	54 45							
298	A San Jose St.	76 84	180	A Utah St.	56 54							

Non-Div I Games:

San Diego St.

San Francisco

Through Games Of March 16, 2019

Average RPI Win:	261	WON-LOST	WINNING	LAST 10	STRENGTH OF	OPP. STRENGTH	TEAM	ADJ.	CONF.	ADJ CONF.
Average RPI Loss:	102	RECORD	PCT. RANK	GAMES	SCHEDULE	OF SCHEDULE	RPI	RPI	RPI	RPI
DIV. I ONLY	7- 24	307	1- 1	108	92	252	252	7	7	
DIV. I NON-CONF.	4- 7	228	0- 0	200	179	231	231	7	7	
TOTALS	RPI 1-25	RPI 26-50	W-L RECORDS	RPI 51-100	RPI 101-999	RPI 150+				
7- 24	0- 3	0- 4	OVERALL	0- 5	7- 12	7- 6				
2- 11	0- 1	0- 2	HOME	0- 3	2- 5	2- 2				
2- 11	0- 2	0- 2	AWAY	0- 2	2- 5	2- 3				
3- 2	0- 0	0- 0	NEUTRAL	0- 0	3- 2	3- 1				
4- 7	0- 1	0- 0	NON-CONFERENCE	0- 3	4- 3	4- 2				
1- 3	0- 0	0- 0	HOME	0- 2	1- 1	1- 0				
1- 3	0- 1	0- 0	AWAY	0- 1	1- 1	1- 1				
2- 1	0- 0	0- 0	NEUTRAL	0- 0	2- 1	2- 1				
3- 17	0- 2	0- 4	CONFERENCE	0- 2	3- 9	3- 4				
1- 8	0- 1	0- 2	HOME	0- 1	1- 4	1- 2				
1- 8	0- 1	0- 2	AWAY	0- 1	1- 4	1- 2				
1- 1	0- 0	0- 0	NEUTRAL	0- 0	1- 1	1- 0				

RPI 1-25				RPI 26-50				RPI 51-100				RPI 101+				Team's RPI: 252
RPI	S	Opponent	Score	RPI	S	Opponent	Score	RPI	S	Opponent	Score	RPI	S	Opponent	Score	
4	A	Stanford	62 96	27	A	BYU	59 82	71	H	UC Davis	68 70	102	A	Pacific	48 74	
13	A	Gonzaga	51 78	27	H	BYU	59 67	75	H	UT Arlington	73 80	102	H	Pacific	75 85	
13	H	Gonzaga	44 64	48	A	Saint Mary's (CA)	63 88	84	A	Idaho	63 70	104	A	Loyola Marymount	58 66	
				48	H	Saint Mary's (CA)	65 80	99	A	Pepperdine	50 69	104	H	Loyola Marymount	66 73	
								99	H	Pepperdine	66 72	104	N	Loyola Marymount	45 66	
												128	H	Northern Colo.	63 68	
												158	A	Washington St.	61 91	
												163	A	Santa Clara	57 49	
												163	H	Santa Clara	66 71	
												189	A	Portland	73 78	
												189	H	Portland	66 69	
												189	N	Portland	76 69	
												224	N	North Dakota	97 100	
												265	A	Sacramento St.	86 75	
												273	A	San Diego	59 66	
												273	H	San Diego	68 57	
												298	H	San Jose St.	85 63	
												316	N	Cal Poly	65 62	
												321	N	North Dakota St.	75 42	
LAST 12 Division I GAMES:																
189	N	Portland	76 69	48	A	Saint Mary's (CA)	63 88									
104	N	Loyola Marymount	45 66	102	A	Pacific	48 74									
273	A	San Diego	59 66	104	H	Loyola Marymount	66 73									
27	A	BYU	59 82	99	H	Pepperdine	66 72									
13	H	Gonzaga	44 64	163	A	Santa Clara	57 49									
189	H	Portland	66 69	189	A	Portland	73 78									

Non-Div I Games:

San Francisco

 Loss,
 Non-Conf,
 S Site,
 H Home
 A Away
N Neutral

Average RPI Win:	227	WON-LOST	WINNING	LAST 10	STRENGTH OF	OPP. STRENGTH	TEAM	ADJ.	CONF.	ADJ CONF.
Average RPI Loss:	152	RECORD	PCT. RANK	GAMES	SCHEDULE	OF SCHEDULE	RPI	RPI	RPI	RPI
DIV. I ONLY	6- 23	318	0- 1	168	152	298	298	15	15	
DIV. I NON-CONF.	1- 9	326	0- 0	243	186	336	336	13	13	
TOTALS	RPI 1-25	RPI 26-50	W-L RECORDS	RPI 51-100	RPI 101-999	RPI 150+				
6- 23	0- 0	0- 2	OVERALL	0- 5	6- 16	5- 12				
5- 8	0- 0	0- 1	HOME	0- 2	5- 5	4- 4				
1- 14	0- 0	0- 1	AWAY	0- 3	1- 10	1- 7				
0- 1	0- 0	0- 0	NEUTRAL	0- 0	0- 1	0- 1				
1- 9	0- 0	0- 0	NON-CONFERENCE	0- 1	1- 8	1- 5				
1- 3	0- 0	0- 0	HOME	0- 0	1- 3	1- 2				
0- 6	0- 0	0- 0	AWAY	0- 1	0- 5	0- 3				
0- 0	0- 0	0- 0	NEUTRAL	0- 0	0- 0	0- 0				
5- 14	0- 0	0- 2	CONFERENCE	0- 4	5- 8	4- 7				
4- 5	0- 0	0- 1	HOME	0- 2	4- 2	3- 2				
1- 8	0- 0	0- 1	AWAY	0- 2	1- 5	1- 4				
0- 1	0- 0	0- 0	NEUTRAL	0- 0	0- 1	0- 1				

RPI 1-25				RPI 26-50				RPI 51-100				RPI 101+				Team's RPI: 298
RPI	S	Opponent	Score	RPI	S	Opponent	Score	RPI	S	Opponent	Score	RPI	S	Opponent	Score	
				38	A	Boise St.	68 99	55	A	New Mexico	72 110	102	H	Pacific	67 91	
				38	H	Boise St.	69 83	55	H	New Mexico	60 79	106	A	Portland St.	51 80	
								62	A	Wyoming	56 85	121	A	Fresno St.	48 77	
								62	H	Wyoming	56 70	121	H	Fresno St.	65 57	
								94	A	Nebraska	63 96	149	A	CSUN	40 76	
												163	H	Santa Clara	56 62	
												170	H	UC Irvine	66 74	
												178	A	Colorado	64 76	
												180	A	Utah St.	49 82	
												180	H	Utah St.	68 59	
												204	A	UNLV	70 74	
												204	H	UNLV	43 53	
												208	A	San Diego St.	68 69	
												208	H	San Diego St.	84 76	
												246	H	Nevada	49 52	
												246	N	Nevada	68 78	
												252	A	San Francisco	63 85	
												273	A	San Diego	79 83	
												276	H	CSU Bakersfield	82 72	
												281	A	Colorado St.	78 70	
												297	A	Air Force	77 88	
												297	H	Air Force	73 60	
LAST 12 Division I GAMES:																
				246	N	Nevada	68 78	281	A	Colorado St.	78 70					
				121	H	Fresno St.	65 57	204	A	UNLV	70 74					
				62	A	Wyoming	56 85	55	H	New Mexico	60 79					
				208	H	San Diego St.	84 76	38	H	Boise St.	69 83					
				55	A	New Mexico	72 110	208	A	San Diego St.	68 69					
				297	H	Air Force	73 60	180	H	Utah St.	68 59					

Non-Div I Games: San Fran. St. 66 73

San Jose St.

Santa Clara

Through Games Of March 16, 2019

Average RPI Win:	216	WON-LOST	WINNING	LAST 10	STRENGTH OF	OPP. STRENGTH	TEAM	ADJ.	CONF.	ADJ CONF.
Average RPI Loss:	91	RECORD	PCT. RANK	GAMES	SCHEDULE	OF SCHEDULE	RPI	RPI	RPI	RPI
DIV. I ONLY	13- 17	212	1- 1	114	96	163	163	7	7	
DIV. I NON-CONF.	6- 4	125	0- 0	190	203	132	132	7	7	
TOTALS	RPI 1-25	RPI 26-50	W-L RECORDS	RPI 51-100	RPI 101-999	RPI 150+				
13- 17	0- 3	0- 4	OVERALL	1- 3	12- 7	10- 2				
5- 9	0- 1	0- 2	HOME	1- 1	4- 5	4- 2				
7- 7	0- 2	0- 2	AWAY	0- 2	7- 1	5- 0				
1- 1	0- 0	0- 0	NEUTRAL	0- 0	1- 1	1- 0				
6- 4	0- 1	0- 0	NON-CONFERENCE	1- 1	5- 2	5- 0				
4- 1	0- 0	0- 0	HOME	1- 0	3- 1	3- 0				
2- 3	0- 1	0- 0	AWAY	0- 1	2- 1	2- 0				
0- 0	0- 0	0- 0	NEUTRAL	0- 0	0- 0	0- 0				
7- 13	0- 2	0- 4	CONFERENCE	0- 2	7- 5	5- 2				
1- 8	0- 1	0- 2	HOME	0- 1	1- 4	1- 2				
5- 4	0- 1	0- 2	AWAY	0- 1	5- 0	3- 0				
1- 1	0- 0	0- 0	NEUTRAL	0- 0	1- 1	1- 0				

RPI 1-25				RPI 26-50				RPI 51-100				RPI 101+ Team's RPI: 163			
RPI	S	Opponent	Score	RPI	S	Opponent	Score	RPI	S	Opponent	Score	RPI	S	Opponent	Score
13	A	Gonzaga	61 78	27	A	BYU	64 69	53	A	Southern California	46 77	102	A	Pacific	88 83
13	H	Gonzaga	61 74	27	H	BYU	44 54	65	H	Missouri St.	77 73	102	H	Pacific	70 74
24	A	Oregon St.	31 82	48	A	Saint Mary's (CA)	68 81	99	A	Pepperdine	48 74	102	N	Pacific	60 76
				48	H	Saint Mary's (CA)	59 83	99	H	Pepperdine	74 76	104	A	Loyola Marymount	83 75
LAST 12 Division I GAMES:															
273	N	San Diego	63 59	102	A	Pacific	88 83	208	H	San Diego St.	60 43	104	H	Loyola Marymount	60 69
102	N	Pacific	60 76	48	A	Saint Mary's (CA)	68 81	246	H	Nevada	56 48	121	A	Fresno St.	53 80
27	A	BYU	64 69	99	H	Pepperdine	74 76	149	H	CSUN	38 53	189	A	Portland	72 66
273	A	San Diego	77 68	104	H	Loyola Marymount	60 69	189	H	Portland	106 68	208	H	San Diego St.	60 43
189	H	Portland	106 68	252	H	San Francisco	49 57	246	H	Nevada	56 48	252	A	San Francisco	71 66
13	H	Gonzaga	61 74	13	A	Gonzaga	61 78	252	H	San Francisco	49 57	264	A	Cal St. Fullerton	64 60
								273	A	San Diego	77 68	273	A	San Diego	77 68
								273	H	San Diego	49 57	273	H	San Diego	49 57
								273	N	San Diego	63 59	298	A	San Jose St.	62 56
								342	H	Grand Canyon	75 55				

Non-Div I Games: Sonoma St. 98 38

Santa Clara

Loss, Non-Conf, S Site, H Home A Away N Neutral

Average RPI Win:	317	WON-LOST	WINNING	LAST 10	STRENGTH OF	OPP. STRENGTH	TEAM	ADJ.	CONF.	ADJ CONF.
Average RPI Loss:	244	RECORD	PCT. RANK	GAMES	SCHEDULE	OF SCHEDULE	RPI	RPI	RPI	RPI
DIV. I ONLY	5- 19	316	0- 1	348	344	345	345	32	32	
DIV. I NON-CONF.	0- 7	336	0- 0	232	134	342	342	32	32	
TOTALS	RPI 1-25	RPI 26-50	W-L RECORDS	RPI 51-100	RPI 101-999	RPI 150+				
5- 19	0- 1	0- 1	OVERALL	0- 0	5- 17	5- 17				
2- 9	0- 0	0- 0	HOME	0- 0	2- 9	2- 9				
3- 9	0- 1	0- 1	AWAY	0- 0	3- 7	3- 7				
0- 1	0- 0	0- 0	NEUTRAL	0- 0	0- 1	0- 1				
0- 7	0- 1	0- 1	NON-CONFERENCE	0- 0	0- 5	0- 5				
0- 3	0- 0	0- 0	HOME	0- 0	0- 3	0- 3				
0- 4	0- 1	0- 1	AWAY	0- 0	0- 2	0- 2				
0- 0	0- 0	0- 0	NEUTRAL	0- 0	0- 0	0- 0				
5- 12	0- 0	0- 0	CONFERENCE	0- 0	5- 12	5- 12				
2- 6	0- 0	0- 0	HOME	0- 0	2- 6	2- 6				
3- 5	0- 0	0- 0	AWAY	0- 0	3- 5	3- 5				
0- 1	0- 0	0- 0	NEUTRAL	0- 0	0- 1	0- 1				

RPI 1-25				RPI 26-50				RPI 51-100				RPI 101+ Team's RPI: 345			
RPI	S	Opponent	Score	RPI	S	Opponent	Score	RPI	S	Opponent	Score	RPI	S	Opponent	Score
20	A	DePaul	61 124	26	A	South Dakota St.	49 97					201	H	Bethune-Cookman	47 68
												203	A	N.C. A&T	69 73
												205	A	UMES	46 78
												227	H	Texas Southern	41 65
												229	H	Howard	70 106
												231	H	Jacksonville	58 68
												239	A	Ole Miss	51 74
												251	H	Norfolk St.	42 78
												258	A	Wichita St.	50 66
												287	H	Ga. Southern	71 82
												299	A	South Carolina St.	65 64
												299	H	South Carolina St.	60 71
												299	N	South Carolina St.	53 62
												311	A	Morgan St.	47 63
												311	H	Morgan St.	53 35
												314	A	Coppin St.	76 70
												314	H	Coppin St.	68 57
												335	A	N.C. Central	65 77
												335	H	N.C. Central	67 71
												340	A	Delaware St.	58 66
												346	A	Florida A&M	54 50
												346	H	Florida A&M	55 60
LAST 12 Division I GAMES:															
				299	N	South Carolina St.	53 62					346	H	Florida A&M	55 60
				299	A	South Carolina St.	65 64					311	H	Morgan St.	53 35
				229	H	Howard	70 106					314	H	Coppin St.	68 57
				203	A	N.C. A&T	69 73					205	A	UMES	46 78
				335	A	N.C. Central	65 77					340	A	Delaware St.	58 66
				201	H	Bethune-Cookman	47 68					335	H	N.C. Central	67 71

Non-Div I Games: Carver 101 49 Wesleyan (GA) 155 26

Savannah St.

■ Loss,
 ■ Non-Conf,
 ■ S Site,
 ■ Home
 ■ A Away
 N Neutral

Seattle U

Seattle U

Page 291

Average RPI Win:	187	WON-LOST	WINNING	LAST 10	STRENGTH OF	OPP. STRENGTH	TEAM	ADJ.	CONF.	ADJ CONF.
Average RPI Loss:	78	RECORD	PCT. RANK	GAMES	SCHEDULE	OF SCHEDULE	RPI	RPI	RPI	RPI
DIV. I ONLY	15- 15	167	0- 1	103	76	142	142	6	6	
DIV. I NON-CONF.	8- 3	72	0- 0	259	241	123	123	4	4	
TOTALS	RPI 1-25	RPI 26-50	W-L RECORDS	RPI 51-100	RPI 101-999	RPI 150+				
15- 15	1- 4	1- 1	OVERALL	3- 6	10- 4	7- 2				
11- 4	0- 2	0- 0	HOME	3- 1	8- 1	6- 1				
3- 9	1- 2	1- 1	AWAY	0- 4	1- 2	0- 1				
1- 2	0- 0	0- 0	NEUTRAL	0- 1	1- 1	1- 0				
8- 3	0- 1	1- 1	NON-CONFERENCE	0- 1	7- 0	7- 0				
6- 0	0- 0	0- 0	HOME	0- 0	6- 0	6- 0				
1- 2	0- 1	1- 1	AWAY	0- 0	0- 0	0- 0				
1- 1	0- 0	0- 0	NEUTRAL	0- 1	1- 0	1- 0				
7- 12	1- 3	0- 0	CONFERENCE	3- 5	3- 4	0- 2				
5- 4	0- 2	0- 0	HOME	3- 1	2- 1	0- 1				
2- 7	1- 1	0- 0	AWAY	0- 4	1- 2	0- 1				
0- 1	0- 0	0- 0	NEUTRAL	0- 0	0- 1	0- 0				

RPI 1-25				RPI 26-50				RPI 51-100				RPI 101+ Team's RPI: 142			
RPI	S	Opponent	Score	RPI	S	Opponent	Score	RPI	S	Opponent	Score	RPI	S	Opponent	Score
6	A	UConn	61 99	35	A	UCLA	62 78	56	A	Villanova	68 73	117	A	St. John's (NY)	76 72
12	A	Marquette	60 96	49	A	Princeton	70 66	56	H	Villanova	66 70	117	H	St. John's (NY)	77 67
12	H	Marquette	63 109					68	N	Georgia Tech	73 84	117	N	St. John's (NY)	51 76
20	A	DePaul	84 73					70	A	Georgetown	43 51	120	A	Providence	75 82
20	H	DePaul	85 94					70	H	Georgetown	76 63	120	H	Providence	79 73
								74	A	Butler	59 62	218	A	Xavier	62 63
								74	H	Butler	83 62	218	H	Xavier	76 80
								91	A	Creighton	71 80	249	H	St. Francis Brooklyn	100 77
								91	H	Creighton	82 75	292	H	Kennesaw St.	102 80
												302	H	UTSA	84 53
												309	N	UNC Greensboro	71 64
												319	H	Wagner	95 40
												328	H	UMass Lowell	90 57
												347	H	Saint Peter's	90 47
LAST 12 Division I GAMES:															
117	N	St. John's (NY)	51 76	91	A	Creighton	71 80								
117	A	St. John's (NY)	76 72	120	A	Providence	75 82								
56	A	Villanova	68 73	74	H	Butler	83 62								
70	A	Georgetown	43 51	218	H	Xavier	76 80								
12	H	Marquette	63 109	70	H	Georgetown	76 63								
20	H	DePaul	85 94	56	H	Villanova	66 70								

Non-Div I Games:

Seton Hall

■ Loss,
■ Non-Conf,
■ S Site,
■ H Home
■ A Away
N Neutral

Average RPI Win:	282	WON-LOST	WINNING	LAST 10	STRENGTH OF	OPP. STRENGTH	TEAM	ADJ.	CONF.	ADJ CONF.
Average RPI Loss:	179	RECORD	PCT. RANK	GAMES	SCHEDULE	OF SCHEDULE	RPI	RPI	RPI	RPI
DIV. I ONLY	12- 18	227	0- 1	286	287	277	277	26	26	
DIV. I NON-CONF.	4- 7	228	0- 0	208	289	269	269	27	27	
TOTALS	RPI 1-25	RPI 26-50	W-L RECORDS	RPI 51-100	RPI 101-999	RPI 150+				
12- 18	0- 0	0- 2	OVERALL	0- 3	12- 13	12- 11				
6- 9	0- 0	0- 1	HOME	0- 2	6- 6	6- 5				
5- 7	0- 0	0- 1	AWAY	0- 0	5- 6	5- 5				
1- 2	0- 0	0- 0	NEUTRAL	0- 1	1- 1	1- 1				
4- 7	0- 0	0- 0	NON-CONFERENCE	0- 3	4- 4	4- 4				
2- 4	0- 0	0- 0	HOME	0- 2	2- 2	2- 2				
1- 2	0- 0	0- 0	AWAY	0- 0	1- 2	1- 2				
1- 1	0- 0	0- 0	NEUTRAL	0- 1	1- 0	1- 0				
8- 11	0- 0	0- 2	CONFERENCE	0- 0	8- 9	8- 7				
4- 5	0- 0	0- 1	HOME	0- 0	4- 4	4- 3				
4- 5	0- 0	0- 1	AWAY	0- 0	4- 4	4- 3				
0- 1	0- 0	0- 0	NEUTRAL	0- 0	0- 1	0- 1				

RPI S	Opponent	Score	RPI S	Opponent	Score	RPI S	Opponent	Score	RPI S	Opponent	Score	Team's RPI: 277
40	A Quinnipiac	31 68	40	H Quinnipiac	38 67	52	H Penn	51 58	118	A Marist	59 88	
						63	N Drexel	39 51	118	H Marist	58 73	
						87	H Harvard	54 73	170	A Rider	54 77	
									170	H Rider	52 55	
									191	A Sacred Heart	50 72	
									206	H Massachusetts	64 59	
									216	A Monmouth	77 68	
									216	H Monmouth	54 56	
									229	A Howard	86 81	
									230	H Hofstra	50 57	
									250	H Colgate	55 53	
									262	A St. Bonaventure	58 74	
									267	A Manhattan	48 52	
									267	H Manhattan	62 56	
									271	H Niagara	67 61	
									284	A Fairfield	55 59	
									284	H Fairfield	40 66	
									286	A Canisius	78 66	
									307	H Fla. Atlantic	66 70	
									319	N Wagner	74 71	
									324	A Iona	66 45	
									324	H Iona	59 47	
									324	N Iona	64 75	
									347	A Saint Peter's	84 57	
									347	H Saint Peter's	50 46	
LAST 12 Division I GAMES:												
324	N Iona	64 75	284	H Fairfield	40 66							
319	N Wagner	74 71	216	H Monmouth	54 56							
40	H Quinnipiac	38 67	324	A Iona	66 45							
170	A Rider	54 77	267	A Manhattan	48 52							
286	A Canisius	78 66	118	H Marist	58 73							
271	H Niagara	67 61	284	A Fairfield	55 59							

Non-Div I Games:

Siena

South Alabama

Through Games Of March 16, 2019

Average RPI Win:	206	WON-LOST	WINNING	LAST 10	STRENGTH OF	OPP. STRENGTH	TEAM	ADJ.	CONF.	ADJ CONF.
Average RPI Loss:	115	RECORD	PCT. RANK	GAMES	SCHEDULE	OF SCHEDULE	RPI	RPI	RPI	RPI
DIV. I ONLY	22- 10	71	1- 0	163	161	98	98	12	12	
DIV. I NON-CONF.	9- 0	1	0- 0	284	275	48	48	14	14	
TOTALS	RPI 1-25	RPI 26-50	W-L RECORDS	RPI 51-100	RPI 101-999	RPI 150+				
22- 10	0- 0	0- 0	OVERALL	3- 5	19- 5	16- 3				
10- 3	0- 0	0- 0	HOME	1- 1	9- 2	8- 1				
8- 6	0- 0	0- 0	AWAY	0- 3	8- 3	7- 2				
4- 1	0- 0	0- 0	NEUTRAL	2- 1	2- 0	1- 0				
9- 0	0- 0	0- 0	NON-CONFERENCE	0- 0	9- 0	8- 0				
3- 0	0- 0	0- 0	HOME	0- 0	3- 0	3- 0				
5- 0	0- 0	0- 0	AWAY	0- 0	5- 0	5- 0				
1- 0	0- 0	0- 0	NEUTRAL	0- 0	1- 0	0- 0				
13- 10	0- 0	0- 0	CONFERENCE	3- 5	10- 5	8- 3				
7- 3	0- 0	0- 0	HOME	1- 1	6- 2	5- 1				
3- 6	0- 0	0- 0	AWAY	0- 3	3- 3	2- 2				
3- 1	0- 0	0- 0	NEUTRAL	2- 1	1- 0	1- 0				

RPI S	Opponent	Score	RPI S	Opponent	Score	RPI S	Opponent	Score	Team's RPI: 98	RPI S	Opponent	Score
						60	A Little Rock	44 47		124	N New Mexico St.	68 67
						60	H Little Rock	42 65		130	A Appalachian St.	63 71
						60	N Little Rock	56 57		130	H Appalachian St.	50 59
						75	A UT Arlington	51 72		144	A Georgia St.	68 59
						75	N UT Arlington	57 50		144	H Georgia St.	62 59
						93	A Troy	58 66		152	A Southern U.	53 49
						93	H Troy	80 77		157	A Alabama	72 67
						93	N Troy	87 74		162	A Texas St.	45 77
										162	N Texas St.	68 67
										179	A Coastal Caro.	88 78
										179	H Coastal Caro.	67 50
										190	A Arkansas St.	58 69
										190	H Arkansas St.	64 77
										195	H Southern Miss.	77 68
										242	H ETSU	81 74
										268	H Louisiana	83 60
										268	H Louisiana	73 61
										269	H Alabama St.	77 65
										278	A Central Ark.	58 50
										287	A Ga. Southern	69 53
										287	H Ga. Southern	73 60
										300	H La.-Monroe	77 49
										305	A Tennessee St.	78 56
										322	A FIU	84 77
LAST 12 Division I GAMES:												
			268	H Louisiana	73 61		130	H Appalachian St.	50 59			
			162	N Texas St.	68 67		179	H Coastal Caro.	67 50			
			93	N Troy	87 74		162	A Texas St.	45 77			
			60	N Little Rock	56 57		75	A UT Arlington	51 72			
			75	N UT Arlington	57 50		93	A Troy	58 66			
			322	A FIU	84 77		144	H Georgia St.	62 59			

Non-Div I Games: Faulkner 97 40 Spring Hill 75 57

South Alabama

Loss, Non-Conf, S Site, H Home A Away N Neutral

Average RPI Win:	130	WON-LOST	WINNING	LAST 10	STRENGTH OF	OPP. STRENGTH	TEAM	ADJ.	CONF.	ADJ CONF.
Average RPI Loss:	19	RECORD	PCT. RANK	GAMES	SCHEDULE	OF SCHEDULE	RPI	RPI	RPI	RPI
DIV. I ONLY	21- 9	61	0- 1	10	29	18	18	5	5	
DIV. I NON-CONF.	8- 5	119	0- 0	14	19	37	37	5	5	
TOTALS	RPI 1-25	RPI 26-50	W-L RECORDS	RPI 51-100	RPI 101-999	RPI 150+				
21- 9	2- 8	2- 0	OVERALL	5- 1	12- 0	9- 0				
11- 4	0- 4	1- 0	HOME	1- 0	9- 0	6- 0				
9- 2	2- 2	1- 0	AWAY	4- 0	2- 0	2- 0				
1- 3	0- 2	0- 0	NEUTRAL	0- 1	1- 0	1- 0				
8- 5	0- 5	0- 0	NON-CONFERENCE	2- 0	6- 0	4- 0				
5- 2	0- 2	0- 0	HOME	1- 0	4- 0	2- 0				
2- 1	0- 1	0- 0	AWAY	1- 0	1- 0	1- 0				
1- 2	0- 2	0- 0	NEUTRAL	0- 0	1- 0	1- 0				
13- 4	2- 3	2- 0	CONFERENCE	3- 1	6- 0	5- 0				
6- 2	0- 2	1- 0	HOME	0- 0	5- 0	4- 0				
7- 1	2- 1	1- 0	AWAY	3- 0	1- 0	1- 0				
0- 1	0- 0	0- 0	NEUTRAL	0- 1	0- 0	0- 0				

RPI	S	Opponent	Score	RPI	S	Opponent	Score	RPI	S	Opponent	Score	RPI	S	Opponent	Score
2	H	Baylor	69 94	30	H	Missouri	79 65	51	H	Clemson	69 57	112	H	Georgia	65 57
6	A	UConn	79 97	49	A	Auburn	73 66	59	A	Tennessee	82 67	119	H	Dayton	65 55
8	A	Mississippi St.	74 89					67	A	Arkansas	87 79	130	H	Appalachian St.	80 50
8	H	Mississippi St.	64 68					67	N	Arkansas	89 95	157	H	Alabama	62 59
14	H	Maryland	61 85					86	A	LSU	76 53	165	H	Temple	88 60
16	A	Texas A&M	60 57					90	A	Purdue	82 73	193	H	Furman	66 53
17	N	Drake	85 90									210	H	Vanderbilt	80 69
22	A	Kentucky	74 70									213	A	Florida	96 77
22	H	Kentucky	57 65									213	H	Florida	71 40
24	N	Oregon St.	68 70									239	H	Ole Miss	76 42
												242	N	ETSU	101 55
												269	A	Alabama St.	94 38
LAST 12 Division I GAMES:															
67	N	Arkansas	89 95	22	H	Kentucky	57 65								
17	N	Drake	85 90	213	A	Florida	96 77								
24	N	Oregon St.	68 70	112	H	Georgia	65 57								
8	H	Mississippi St.	64 68	6	A	UConn	79 97								
49	A	Auburn	73 66	239	H	Ole Miss	76 42								
59	A	Tennessee	82 67	67	A	Arkansas	87 79								

Non-Div I Games:

South Carolina

■ Loss,
■ Non-Conf, S Site,
■ Home
■ Away
N Neutral

Average RPI Win:	304	WON-LOST	WINNING	LAST 10	STRENGTH OF	OPP. STRENGTH	TEAM	ADJ.	CONF.	ADJ CONF.
Average RPI Loss:	220	RECORD	PCT. RANK	GAMES	SCHEDULE	OF SCHEDULE	RPI	RPI	RPI	RPI
DIV. I ONLY	14- 16	191	1- 0	351	346	299	299	32	32	
DIV. I NON-CONF.	5- 7	206	0- 0	329	273	289	289	32	32	
TOTALS	RPI 1-25	RPI 26-50	W-L RECORDS	RPI 51-100	RPI 101-999	RPI 150+				
14- 16	0- 0	0- 0	OVERALL	0- 2	14- 14	14- 13				
6- 6	0- 0	0- 0	HOME	0- 0	6- 6	6- 6				
7- 7	0- 0	0- 0	AWAY	0- 2	7- 5	7- 5				
1- 3	0- 0	0- 0	NEUTRAL	0- 0	1- 3	1- 2				
5- 7	0- 0	0- 0	NON-CONFERENCE	0- 2	5- 5	5- 4				
3- 1	0- 0	0- 0	HOME	0- 0	3- 1	3- 1				
2- 4	0- 0	0- 0	AWAY	0- 2	2- 2	2- 2				
0- 2	0- 0	0- 0	NEUTRAL	0- 0	0- 2	0- 1				
9- 9	0- 0	0- 0	CONFERENCE	0- 0	9- 9	9- 9				
3- 5	0- 0	0- 0	HOME	0- 0	3- 5	3- 5				
5- 3	0- 0	0- 0	AWAY	0- 0	5- 3	5- 3				
1- 1	0- 0	0- 0	NEUTRAL	0- 0	1- 1	1- 1				

RPI 1-25				RPI 26-50				RPI 51-100				RPI 101+				Team's RPI: 299	
RPI	S	Opponent	Score	RPI	S	Opponent	Score	RPI	S	Opponent	Score	RPI	S	Opponent	Score		
								80	A	Arizona	32	73	147	N	Wake Forest	44	58
								81	A	Radford	31	61	179	A	Coastal Caro.	44	57
												192	N	East Carolina	63	71	
												201	A	Bethune-Cookman	57	51	
												201	H	Bethune-Cookman	64	69	
												203	A	N.C. A&T	52	59	
												203	H	N.C. A&T	44	58	
												204	H	UNLV	58	49	
												205	A	UMES	43	63	
												205	N	UMES	34	57	
												229	H	Howard	72	63	
												251	H	Norfolk St.	50	57	
												280	H	Charleston So.	67	58	
												296	A	Col. of Charleston	51	75	
												306	H	Winthrop	50	58	
												311	A	Morgan St.	51	62	
												311	H	Morgan St.	61	63	
												314	A	Coppin St.	75	59	
												314	H	Coppin St.	60	55	
												315	A	Presbyterian	57	48	
												335	A	N.C. Central	72	60	
												340	A	Delaware St.	63	60	
												341	A	Western Caro.	54	39	
												343	H	USC Upstate	71	66	
												345	A	Savannah St.	71	60	
												345	H	Savannah St.	64	65	
LAST 12 Division I GAMES:																	
				345	N	Savannah St.	62	53	203	A	N.C. A&T	52	59				
				205	N	UMES	34	57	346	H	Florida A&M	61	48				
				204	H	UNLV	58	49	201	H	Bethune-Cookman	64	69				
				345	H	Savannah St.	64	65	314	H	Coppin St.	60	55				
				201	A	Bethune-Cookman	57	51	311	H	Morgan St.	61	63				
				335	A	N.C. Central	72	60	340	A	Delaware St.	63	60				

Non-Div I Games: Voorhees 88 61 UNKNOWN 67 51

South Carolina St.

■ Loss,
 ■ Non-Conf,
 ■ S Site,
 ■ Home
 ■ A Away
 N Neutral

S
o
u
t
h
C
a
r
o
l
i
n
a
s
t
.

RPI S Opponent South Carolina St.
Score

Through Games Of March 16, 2019

RPI	S	Opponent	Score
345	N	Savannah St.	62 53
346	H	Florida A&M	61 48

S
o
u
t
h
C
a
r
o
l
i
n
a
s
t
.

South Carolina st.
S
t
.

South Dakota

Through Games Of March 16, 2019

Average RPI Win:	203	WON-LOST	WINNING	LAST 10	STRENGTH OF	OPP. STRENGTH	TEAM	ADJ.	CONF.	ADJ CONF.
Average RPI Loss:	57	RECORD	PCT. RANK	GAMES	SCHEDULE	OF SCHEDULE	RPI	RPI	RPI	RPI
DIV. I ONLY	26- 5	15	1- 1	159	138	39	39	19	19	
DIV. I NON-CONF.	10- 2	37	0- 0	44	21	15	15	18	18	
TOTALS	RPI 1-25	RPI 26-50	W-L RECORDS	RPI 51-100	RPI 101-999	RPI 150+				
26- 5	1- 1	2- 3	OVERALL	3- 0	20- 1	19- 1				
11- 0	1- 0	1- 0	HOME	1- 0	8- 0	8- 0				
10- 3	0- 1	1- 1	AWAY	2- 0	7- 1	7- 1				
5- 2	0- 0	0- 2	NEUTRAL	0- 0	5- 0	4- 0				
10- 2	1- 1	1- 1	NON-CONFERENCE	3- 0	5- 0	4- 0				
3- 0	1- 0	0- 0	HOME	1- 0	1- 0	1- 0				
4- 1	0- 1	1- 0	AWAY	2- 0	1- 0	1- 0				
3- 1	0- 0	0- 1	NEUTRAL	0- 0	3- 0	2- 0				
16- 3	0- 0	1- 2	CONFERENCE	0- 0	15- 1	15- 1				
8- 0	0- 0	1- 0	HOME	0- 0	7- 0	7- 0				
6- 2	0- 0	0- 1	AWAY	0- 0	6- 1	6- 1				
2- 1	0- 0	0- 1	NEUTRAL	0- 0	2- 0	2- 0				

RPI 1-25				RPI 26-50				Team's RPI: 39				RPI 51-100				RPI 101+			
RPI	S	Opponent	Score	RPI	S	Opponent	Score	RPI	S	Opponent	Score	RPI	S	Opponent	Score	RPI	S	Opponent	Score
11	H	Iowa St.	64 59	26	A	South Dakota St.	78 82	65	A	Missouri St.	85 74	104	N	Loyola Marymount	67 40				
17	A	Drake	64 76	26	H	South Dakota St.	105 98	69	H	Green Bay	55 49	160	A	Oral Roberts	76 72				
				26	N	South Dakota St.	71 83	91	A	Creighton	77 65	160	H	Oral Roberts	75 64				
				30	A	Missouri	74 61					167	A	Denver	99 104				
				47	N	Indiana	60 68					167	H	Denver	73 58				
												187	A	Montana	64 41				
												207	N	Grambling	67 53				
												224	A	North Dakota	80 50				
												224	H	North Dakota	87 54				
												224	N	North Dakota	84 61				
												241	A	Western Ill.	83 61				
												241	H	Western Ill.	92 49				
												258	N	Wichita St.	73 64				
												308	H	Incarinate Word	96 43				
												321	A	North Dakota St.	67 41				
												321	H	North Dakota St.	76 57				
												321	N	North Dakota St.	74 51				
												326	A	Omaha	80 49				
												326	H	Omaha	78 33				
												334	A	Purdue Fort Wayne	71 49				
												334	H	Purdue Fort Wayne	69 51				
LAST 12 Division I GAMES:																			
				224	N	North Dakota	84 61			167	H	Denver	73 58						
				26	N	South Dakota St.	71 83			241	A	Western Ill.	83 61						
				321	N	North Dakota St.	74 51			160	H	Oral Roberts	75 64						
				224	H	North Dakota	87 54			326	H	Omaha	78 33						
				321	H	North Dakota St.	76 57			334	A	Purdue Fort Wayne	71 49						
				26	A	South Dakota St.	78 82			241	H	Western Ill.	92 49						

Non-Div I Games: St. Mary (NE) 112 52 Bellevue 79 40

South Dakota

Loss, Non-Conf, S Site, H Home A Away N Neutral

Average RPI Win:	194	WON-LOST	WINNING	LAST 10	STRENGTH OF	OPP. STRENGTH	TEAM	ADJ.	CONF.	ADJ CONF.
Average RPI Loss:	24	RECORD	PCT. RANK	GAMES	SCHEDULE	OF SCHEDULE	RPI	RPI	RPI	RPI
DIV. I ONLY	26- 6	20	3- 0	64	143	26	26	19	19	
DIV. I NON-CONF.	8- 5	119	0- 0	5	14	17	17	18	18	
TOTALS	RPI 1-25	RPI 26-50	W-L RECORDS	RPI 51-100	RPI 101-999	RPI 150+				
26- 6	1- 4	3- 1	OVERALL	3- 1	19- 0	18- 0				
13- 1	1- 1	1- 0	HOME	3- 0	8- 0	8- 0				
10- 3	0- 1	1- 1	AWAY	0- 1	9- 0	8- 0				
3- 2	0- 2	1- 0	NEUTRAL	0- 0	2- 0	2- 0				
8- 5	1- 4	1- 0	NON-CONFERENCE	3- 1	3- 0	2- 0				
5- 1	1- 1	0- 0	HOME	3- 0	1- 0	1- 0				
3- 2	0- 1	1- 0	AWAY	0- 1	2- 0	1- 0				
0- 2	0- 2	0- 0	NEUTRAL	0- 0	0- 0	0- 0				
18- 1	0- 0	2- 1	CONFERENCE	0- 0	16- 0	16- 0				
8- 0	0- 0	1- 0	HOME	0- 0	7- 0	7- 0				
7- 1	0- 0	0- 1	AWAY	0- 0	7- 0	7- 0				
3- 0	0- 0	1- 0	NEUTRAL	0- 0	2- 0	2- 0				

RPI 1-25				RPI 26-50				Team's RPI: 26	RPI 51-100				RPI 101+			
RPI	S	Opponent	Score	RPI	S	Opponent	Score		RPI	S	Opponent	Score	RPI	S	Opponent	Score
2	N	Baylor	66 72	32	A	Central Mich.	80 71		62	A	Wyoming	70 77	148	A	Montana St.	88 67
5	H	Oregon	79 87	39	A	South Dakota	98 105		66	H	FGCU	80 62	160	A	Oral Roberts	74 65
12	A	Marquette	52 91	39	H	South Dakota	82 78		69	H	Green Bay	77 47	160	H	Oral Roberts	68 55
17	H	Drake	80 71	39	N	South Dakota	83 71		91	H	Creighton	74 48	160	N	Oral Roberts	86 55
25	N	Buffalo	55 61										167	A	Denver	83 67
													167	H	Denver	76 59
													168	A	Chattanooga	71 54
													224	A	North Dakota	66 48
													224	H	North Dakota	81 58
													241	A	Western Ill.	93 84
													241	H	Western Ill.	100 62
													321	A	North Dakota St.	88 48
													321	H	North Dakota St.	86 33
													326	A	Omaha	82 38
													326	H	Omaha	81 47
													334	A	Purdue Fort Wayne	85 52
													334	H	Purdue Fort Wayne	92 68
													334	N	Purdue Fort Wayne	88 50
													345	H	Savannah St.	97 49
LAST 12 Division I GAMES:																
334	N	Purdue Fort Wayne	88 50	321	A	North Dakota St.	88 48		326	A	Omaha	82 38				
160	N	Oral Roberts	86 55	224	H	North Dakota	81 58		160	A	Oral Roberts	74 65				
39	N	South Dakota	83 71	167	A	Denver	83 67		326	H	Omaha	81 47				
241	H	Western Ill.	100 62													
39	H	South Dakota	82 78													
334	H	Purdue Fort Wayne	92 68													

Non-Div I Games:

South Dakota St.

■ Loss,
 ■ Non-Conf,
 ■ S Site,
 ■ Home
 ■ Away
 N Neutral

Average RPI Win:	181	WON-LOST	WINNING	LAST 10	STRENGTH OF	OPP. STRENGTH	TEAM	ADJ.	CONF.	ADJ CONF.
Average RPI Loss:	74	RECORD	PCT. RANK	GAMES	SCHEDULE	OF SCHEDULE	RPI	RPI	RPI	RPI
DIV. I ONLY	18- 15	145	1- 0	78	70	115	115	9	9	
DIV. I NON-CONF.	9- 5	104	0- 0	210	18	139	139	8	8	
TOTALS	RPI 1-25	RPI 26-50	W-L RECORDS	RPI 51-100	RPI 101-999	RPI 150+				
18- 15	0- 6	1- 1	OVERALL	0- 5	17- 3	14- 2				
10- 5	0- 2	0- 0	HOME	0- 1	10- 2	10- 1				
5- 5	0- 2	0- 0	AWAY	0- 2	5- 1	3- 1				
3- 5	0- 2	1- 1	NEUTRAL	0- 2	2- 0	1- 0				
9- 5	0- 1	1- 1	NON-CONFERENCE	0- 3	8- 0	7- 0				
7- 0	0- 0	0- 0	HOME	0- 0	7- 0	7- 0				
1- 1	0- 0	0- 0	AWAY	0- 1	1- 0	0- 0				
1- 4	0- 1	1- 1	NEUTRAL	0- 2	0- 0	0- 0				
9- 10	0- 5	0- 0	CONFERENCE	0- 2	9- 3	7- 2				
3- 5	0- 2	0- 0	HOME	0- 1	3- 2	3- 1				
4- 4	0- 2	0- 0	AWAY	0- 1	4- 1	3- 1				
2- 1	0- 1	0- 0	NEUTRAL	0- 0	2- 0	1- 0				

RPI	S	Opponent	Score	RPI	S	Opponent	Score	RPI	S	Opponent	Score	RPI	S	Opponent	Score	Team's RPI: 115
6	A	UConn	46 63	35	N	UCLA	60 56	77	A	Cincinnati	43 57	101	A	Ohio St.	71 47	
6	H	UConn	47 57	37	N	North Carolina	69 71	77	H	Cincinnati	56 57	111	A	Houston	59 49	
6	N	UConn	45 81					86	A	LSU	49 78	111	H	Houston	52 54	
15	A	UCF	63 66					91	N	Creighton	76 83	111	N	Houston	72 55	
15	H	UCF	49 62					97	N	Virginia	67 74	154	H	Oklahoma	87 70	
22	N	Kentucky	63 85									156	H	Tulsa	59 48	
												165	A	Temple	63 53	
												169	A	Tulane	50 45	
												169	H	Tulane	73 46	
												169	N	Tulane	61 52	
												192	A	East Carolina	63 50	
												201	H	Bethune-Cookman	88 39	
												207	H	Grambling	67 50	
												217	H	George Washington	63 30	
												232	A	SMU	44 46	
												234	H	Memphis	40 47	
												237	H	Albany (NY)	74 37	
												258	H	Wichita St.	55 46	
												279	H	Vermont	102 55	
												318	H	New Hampshire	79 36	
LAST 12 Division I GAMES:																
169	N	Tulane	61 52	258	H	Wichita St.	55 46									
111	N	Houston	72 55	192	A	East Carolina	63 50									
6	N	UConn	45 81	156	H	Tulsa	59 48									
6	H	UConn	47 57	111	H	Houston	52 54									
77	A	Cincinnati	43 57	169	A	Tulane	50 45									
111	A	Houston	59 49	15	A	UCF	63 66									

Non-Div I Games:

South Fla.

■ Loss,
 ■ Non-Conf,
 ■ S Site,
 ■ Home
 ■ A Away
 N Neutral

Average RPI Win:	273	WON-LOST	WINNING	LAST 10	STRENGTH OF	OPP. STRENGTH	TEAM	ADJ.	CONF.	ADJ CONF.
Average RPI Loss:	165	RECORD	PCT. RANK	GAMES	SCHEDULE	OF SCHEDULE	RPI	RPI	RPI	RPI
DIV. I ONLY	11- 17	233	0- 1	234	283	245	245	22	22	
DIV. I NON-CONF.	3- 6	241	0- 0	254	287	240	240	23	23	
TOTALS	RPI 1-25	RPI 26-50	W-L RECORDS	RPI 51-100	RPI 101-999	RPI 150+				
11- 17	0- 1	0- 3	OVERALL	0- 0	11- 13	10- 10				
6- 5	0- 0	0- 1	HOME	0- 0	6- 4	5- 3				
5- 10	0- 1	0- 1	AWAY	0- 0	5- 8	5- 6				
0- 2	0- 0	0- 1	NEUTRAL	0- 0	0- 1	0- 1				
3- 6	0- 1	0- 0	NON-CONFERENCE	0- 0	3- 5	3- 5				
1- 1	0- 0	0- 0	HOME	0- 0	1- 1	1- 1				
2- 4	0- 1	0- 0	AWAY	0- 0	2- 3	2- 3				
0- 1	0- 0	0- 0	NEUTRAL	0- 0	0- 1	0- 1				
8- 11	0- 0	0- 3	CONFERENCE	0- 0	8- 8	7- 5				
5- 4	0- 0	0- 1	HOME	0- 0	5- 3	4- 2				
3- 6	0- 0	0- 1	AWAY	0- 0	3- 5	3- 3				
0- 1	0- 0	0- 1	NEUTRAL	0- 0	0- 0	0- 0				

RPI 1-25				RPI 26-50				RPI 51-100				RPI 101+ Team's RPI: 245			
RPI	S	Opponent	Score	RPI	S	Opponent	Score	RPI	S	Opponent	Score	RPI	S	Opponent	Score
8	A	Mississippi St.	53 88	46	A	Belmont	57 91					113	A	UT Martin	50 61
				46	H	Belmont	86 92					113	H	UT Martin	73 80
				46	N	Belmont	65 74					131	A	Morehead St.	54 82
												146	H	Tennessee Tech	62 53
												153	A	Bradley	79 85
												155	A	Southern Ill.	40 60
												199	N	North Ala.	67 80
												215	H	Jacksonville St.	39 56
												234	A	Memphis	57 69
												238	A	SIUE	62 52
												238	H	SIUE	63 58
												241	H	Western Ill.	81 71
												248	H	Indiana St.	51 62
												261	A	Austin Peay	54 56
												261	H	Austin Peay	64 54
												263	A	Murray St.	74 82
												263	H	Murray St.	59 64
												295	A	Eastern Ill.	80 54
												295	H	Eastern Ill.	72 57
												305	A	Tennessee St.	59 62
												305	H	Tennessee St.	81 57
												325	A	NJIT	68 58
												331	A	Evansville	54 50
												333	A	Eastern Ky.	52 42
LAST 12 Division I GAMES:															
				46	N	Belmont	65 74	113	A	UT Martin	50 61				
				46	H	Belmont	86 92	215	H	Jacksonville St.	39 56				
				305	H	Tennessee St.	81 57	146	H	Tennessee Tech	62 53				
				263	A	Murray St.	74 82	305	A	Tennessee St.	59 62				
				261	A	Austin Peay	54 56	46	A	Belmont	57 91				
				295	A	Eastern Ill.	80 54	295	H	Eastern Ill.	72 57				

Non-Div I Games: Ill.-Springfield 82 46 Harris-Stowe 80 65

Southeast Mo. St.

Loss, Non-Conf, S Site, H Home A Away N Neutral

Average RPI Win:	263	WON-LOST	WINNING	LAST 10	STRENGTH OF	OPP. STRENGTH	TEAM	ADJ.	CONF.	ADJ CONF.
Average RPI Loss:	216	RECORD	PCT. RANK	GAMES	SCHEDULE	OF SCHEDULE	RPI	RPI	RPI	RPI
DIV. I ONLY	8- 19	276	0- 1	336	301	323	323	25	25	
DIV. I NON-CONF.	4- 5	190	0- 0	302	321	224	224	22	22	
TOTALS	RPI 1-25	RPI 26-50	W-L RECORDS	RPI 51-100	RPI 101-999	RPI 150+				
8- 19	0- 0	0- 0	OVERALL	0- 3	8- 16	7- 15				
5- 6	0- 0	0- 0	HOME	0- 1	5- 5	4- 5				
3- 13	0- 0	0- 0	AWAY	0- 2	3- 11	3- 10				
0- 0	0- 0	0- 0	NEUTRAL	0- 0	0- 0	0- 0				
4- 5	0- 0	0- 0	NON-CONFERENCE	0- 1	4- 4	4- 4				
1- 1	0- 0	0- 0	HOME	0- 0	1- 1	1- 1				
3- 4	0- 0	0- 0	AWAY	0- 1	3- 3	3- 3				
0- 0	0- 0	0- 0	NEUTRAL	0- 0	0- 0	0- 0				
4- 14	0- 0	0- 0	CONFERENCE	0- 2	4- 12	3- 11				
4- 5	0- 0	0- 0	HOME	0- 1	4- 4	3- 4				
0- 9	0- 0	0- 0	AWAY	0- 1	0- 8	0- 7				
0- 0	0- 0	0- 0	NEUTRAL	0- 0	0- 0	0- 0				

RPI S	Opponent	Score	RPI S	Opponent	Score	RPI S	Opponent	Score	RPI S	Opponent	Score	Team's RPI: 323
						61	A Lamar University	54 94	129	A Abilene Christian	66 86	
						76	H SFA	51 62	129	H Abilene Christian	74 71	
						86	A LSU	52 72	157	A Alabama	40 88	
									166	A Nicholls St.	55 72	
									166	H Nicholls St.	66 73	
									172	A Louisiana Tech	53 72	
									182	A Sam Houston St.	63 94	
									195	H Southern Miss.	52 59	
									232	A SMU	63 62	
									233	H A&M-Corpus Christi	56 45	
									247	A Jackson St.	50 45	
									278	A Central Ark.	33 75	
									278	H Central Ark.	62 53	
									288	A New Orleans	45 46	
									288	H New Orleans	58 61	
									300	H La.-Monroe	49 42	
									301	A Alabama A&M	48 51	
									308	A Incarnate Word	69 76	
									312	A McNeese	56 62	
									312	H McNeese	70 75	
									317	A Northwestern St.	47 58	
									317	H Northwestern St.	56 60	
									332	H Houston Baptist	73 65	
									350	A Alcorn	77 59	
LAST 12 Division I GAMES:												
166	A	Nicholls St.	55	72	308	A	Incarnate Word	69	76			
288	A	New Orleans	45	46	278	A	Central Ark.	33	75			
317	H	Northwestern St.	56	60	233	H	A&M-Corpus Christi	56	45			
129	A	Abilene Christian	66	86	166	H	Nicholls St.	66	73			
288	H	New Orleans	58	61	182	A	Sam Houston St.	63	94			
312	H	McNeese	70	75	317	A	Northwestern St.	47	58			

Non-Div I Games: Mobile 70 57 Xavier (LA) 47 59

Southeastern La.

Loss, Non-Conf, S Site, H Home A Away N Neutral

Southern California

Through Games Of March 16, 2019

Average RPI Win:	152	WON-LOST	WINNING	LAST 10	STRENGTH OF	OPP. STRENGTH	TEAM	ADJ.	CONF.	ADJ CONF.
Average RPI Loss:	40	RECORD	PCT. RANK	GAMES	SCHEDULE	OF SCHEDULE	RPI	RPI	RPI	RPI
DIV. I ONLY	17- 13	131	0- 1	28	35	53	53	2	2	
DIV. I NON-CONF.	10- 1	17	0- 0	152	152	25	25	2	2	
TOTALS	RPI 1-25	RPI 26-50	W-L RECORDS	RPI 51-100	RPI 101-999	RPI 150+				
17- 13	0- 8	2- 2	OVERALL	3- 2	12- 1	9- 1				
10- 4	0- 3	1- 1	HOME	1- 0	8- 0	5- 0				
6- 8	0- 5	1- 1	AWAY	2- 1	3- 1	3- 1				
1- 1	0- 0	0- 0	NEUTRAL	0- 1	1- 0	1- 0				
10- 1	0- 1	0- 0	NON-CONFERENCE	1- 0	9- 0	7- 0				
5- 0	0- 0	0- 0	HOME	0- 0	5- 0	3- 0				
4- 1	0- 1	0- 0	AWAY	1- 0	3- 0	3- 0				
1- 0	0- 0	0- 0	NEUTRAL	0- 0	1- 0	1- 0				
7- 12	0- 7	2- 2	CONFERENCE	2- 2	3- 1	2- 1				
5- 4	0- 3	1- 1	HOME	1- 0	3- 0	2- 0				
2- 7	0- 4	1- 1	AWAY	1- 1	0- 1	0- 1				
0- 1	0- 0	0- 0	NEUTRAL	0- 1	0- 0	0- 0				

RPI	S	Opponent	Score	RPI	S	Opponent	Score	RPI	S	Opponent	Score	RPI	S	Opponent	Score
4	A	Stanford	64 72	35	A	UCLA	72 67	75	A	UT Arlington	73 61	121	H	Fresno St.	62 61
4	H	Stanford	67 69	35	H	UCLA	65 72	80	A	Arizona	68 71	136	H	Washington	82 57
5	A	Oregon	78 96	41	A	California	59 66	80	N	Arizona	48 76	149	H	CSUN	58 42
5	H	Oregon	53 93	41	H	California	86 76	89	A	Utah	84 80	158	H	Washington St.	81 73
16	A	Texas A&M	51 71					89	H	Utah	83 77	159	H	UC Riverside	73 55
23	A	Arizona St.	59 68									163	H	Santa Clara	77 46
24	A	Oregon St.	61 68									178	A	Colorado	76 81
24	H	Oregon St.	52 76									178	H	Colorado	84 77
												180	N	Utah St.	55 46
												204	A	UNLV	86 72
												246	A	Nevada	72 51
												274	A	Long Beach St.	86 50
												289	H	UC Santa Barbara	82 39
LAST 12 Division I GAMES:															
				80	N	Arizona	48 76	41	H	California	86 76				
				89	H	Utah	83 77	178	A	Colorado	76 81				
				178	H	Colorado	84 77	89	A	Utah	84 80				
				5	A	Oregon	78 96	158	H	Washington St.	81 73				
				24	A	Oregon St.	61 68	136	H	Washington	82 57				
				4	H	Stanford	67 69	23	A	Arizona St.	59 68				

Non-Div I Games:

Southern California

■ Loss,
 ■ Non-Conf,
 ■ S Site,
 ■ H Home
 ■ A Away
 N Neutral

Average RPI Win: 238	WON-LOST	WINNING	LAST 10	STRENGTH OF	OPP. STRENGTH	TEAM	ADJ.	CONF.	ADJ CONF.
Average RPI Loss: 101	RECORD	PCT. RANK	GAMES	SCHEDULE	OF SCHEDULE	RPI	RPI	RPI	RPI
DIV. I ONLY	15- 15	167	0- 1	117	185	155	155	13	13
DIV. I NON-CONF.	7- 4	108	0- 0	97	224	81	81	15	15
TOTALS	RPI 1-25	RPI 26-50	W-L RECORDS	RPI 51-100	RPI 101-999	RPI 150+			
15- 15	0- 3	0- 0	OVERALL	0- 6	15- 6	12- 3			
9- 5	0- 1	0- 0	HOME	0- 2	9- 2	7- 1			
5- 8	0- 1	0- 0	AWAY	0- 3	5- 4	5- 2			
1- 2	0- 1	0- 0	NEUTRAL	0- 1	1- 0	0- 0			
7- 4	0- 1	0- 0	NON-CONFERENCE	0- 1	7- 2	4- 1			
5- 0	0- 0	0- 0	HOME	0- 0	5- 0	3- 0			
1- 3	0- 0	0- 0	AWAY	0- 1	1- 2	1- 1			
1- 1	0- 1	0- 0	NEUTRAL	0- 0	1- 0	0- 0			
8- 11	0- 2	0- 0	CONFERENCE	0- 5	8- 4	8- 2			
4- 5	0- 1	0- 0	HOME	0- 2	4- 2	4- 1			
4- 5	0- 1	0- 0	AWAY	0- 2	4- 2	4- 1			
0- 1	0- 0	0- 0	NEUTRAL	0- 1	0- 0	0- 0			

RPI 1-25				RPI 26-50				RPI 51-100				RPI 101+ Team's RPI: 155			
RPI	S	Opponent	Score	RPI	S	Opponent	Score	RPI	S	Opponent	Score	RPI	S	Opponent	Score
17	A	Drake	66 94					65	A	Missouri St.	51 66	103	N	Hartford	72 50
17	H	Drake	64 71					65	H	Missouri St.	58 70	113	A	UT Martin	94 95
23	N	Arizona St.	38 82					88	A	UNI	53 65	126	H	Northern Ill.	82 73
								88	H	UNI	67 76	132	A	Illinois St.	52 60
								88	N	UNI	63 66	132	H	Illinois St.	66 68
								95	A	Western Ky.	76 83	135	H	IUPUI	78 73
												153	A	Bradley	53 58
												153	H	Bradley	62 55
												184	A	Saint Louis	58 62
												222	H	Marshall	58 49
												245	H	Southeast Mo. St.	60 40
												248	A	Indiana St.	80 61
												248	H	Indiana St.	58 61
												254	A	Loyola Chicago	64 41
												254	H	Loyola Chicago	74 63
												263	A	Murray St.	65 59
												295	H	Eastern Ill.	73 59
												303	A	Valparaiso	58 47
												303	H	Valparaiso	87 65
												331	A	Evansville	80 60
												331	H	Evansville	67 47
LAST 12 Division I GAMES:															
				88	N	UNI	63 66					254	A	Loyola Chicago	64 41
				331	A	Evansville	80 60					132	H	Illinois St.	66 68
				248	A	Indiana St.	80 61					153	H	Bradley	62 55
				88	H	UNI	67 76					65	H	Missouri St.	58 70
				17	H	Drake	64 71					17	A	Drake	66 94
				303	A	Valparaiso	58 47					88	A	UNI	53 65

Non-Div I Games:

Southern Ill.

Season RPI				Through Games of March 10, 2015						
Average RPI Win:	260	WON-LOST	WINNING	LAST 10	STRENGTH OF	OPP. STRENGTH	TEAM	ADJ.	CONF.	ADJ CONF.
Average RPI Loss:	115	RECORD	PCT. RANK	GAMES	SCHEDULE	OF SCHEDULE	RPI	RPI	RPI	RPI
DIV. I ONLY	15- 13	146	0- 1	254	182	195	195	14	14	
DIV. I NON-CONF.	6- 5	143	0- 0	272	318	246	246	17	17	
TOTALS	RPI 1-25	RPI 26-50	W-L RECORDS	RPI 51-100	RPI 101-999	RPI 150+				
15- 13	0- 1	0- 1	OVERALL	1- 3	14- 8	13- 5				
10- 6	0- 1	0- 1	HOME	0- 0	10- 4	9- 2				
5- 6	0- 0	0- 0	AWAY	1- 3	4- 3	4- 2				
0- 1	0- 0	0- 0	NEUTRAL	0- 0	0- 1	0- 1				
6- 5	0- 1	0- 0	NON-CONFERENCE	0- 1	6- 3	6- 2				
5- 3	0- 1	0- 0	HOME	0- 0	5- 2	5- 1				
1- 2	0- 0	0- 0	AWAY	0- 1	1- 1	1- 1				
0- 0	0- 0	0- 0	NEUTRAL	0- 0	0- 0	0- 0				
9- 8	0- 0	0- 1	CONFERENCE	1- 2	8- 5	7- 3				
5- 3	0- 0	0- 1	HOME	0- 0	5- 2	4- 1				
4- 4	0- 0	0- 0	AWAY	1- 2	3- 2	3- 1				
0- 1	0- 0	0- 0	NEUTRAL	0- 0	0- 1	0- 1				

RPI 1-25					
RPI	S	Opponent	Score		
8	H	Mississippi St.	42	86	
RPI 26-50					
RPI	S	Opponent	Score		
30	H	Rice	47	58	
RPI 51-100					
RPI	S	Opponent	Score		
64	A	Middle Tenn.	49	66	
95	A	Western Ky.	69	56	
98	A	South Alabama	68	77	
100	A	UAB	60	71	
Team's RPI: 195					
RPI	S	Opponent	Score		
105	A	Charlotte	46	59	
105	H	Charlotte	65	54	
110	H	Old Dominion	50	53	
111	H	Houston	44	61	
169	A	Tulane	54	71	
172	A	Louisiana Tech	85	106	
172	H	Louisiana Tech	74	70	
176	H	North Texas	48	62	
176	N	North Texas	46	49	
182	H	Sam Houston St.	61	65	
207	H	Grambling	68	47	
222	A	Marshall	64	52	
259	A	UTEP	64	63	
290	H	Samford	76	40	
302	A	UTSA	70	45	
302	H	UTSA	72	39	
307	H	Fla. Atlantic	67	45	
317	H	Northwestern St.	69	54	
322	H	FIU	71	57	
323	A	Southeastern La.	59	52	
329	H	Mississippi Val.	67	60	
350	H	Alcorn	66	47	
LAST 12 Division I GAMES:					
176	N	North Texas	46	49	
105	A	Charlotte	46	59	
302	H	UTSA	72	39	
172	H	Louisiana Tech	74	70	
259	A	UTEP	64	63	
302	A	UTSA	70	45	
172	A	Louisiana Tech	85	106	
307	H	Fla. Atlantic	67	45	
322	H	FIU	71	57	
222	A	Marshall	64	52	
95	A	Western Ky.	69	56	
110	H	Old Dominion	50	53	

Non-Div I Games:	Blue Mountain (MS)	84	38	William Carey	74	48
------------------	--------------------	----	----	---------------	----	----

Southern Miss.

Loss, Non-Conf, S Site, H Home A Away N Neutral

Southern U.

Through Games Of March 16, 2019

Average RPI Win:	284	WON-LOST	WINNING	LAST 10	STRENGTH OF	OPP. STRENGTH	TEAM	ADJ.	CONF.	ADJ CONF.
Average RPI Loss:	116	RECORD	PCT. RANK	GAMES	SCHEDULE	OF SCHEDULE	RPI	RPI	RPI	RPI
DIV. I ONLY	17- 11	114	2- 0	259	297	152	152	29	29	
DIV. I NON-CONF.	0- 7	336	0- 0	7	3	187	187	28	28	
TOTALS	RPI 1-25	RPI 26-50	W-L RECORDS	RPI 51-100	RPI 101-999	RPI 150+				
17- 11	0- 3	0- 1	OVERALL	0- 2	17- 5	17- 4				
8- 3	0- 0	0- 0	HOME	0- 1	8- 2	8- 2				
7- 8	0- 3	0- 1	AWAY	0- 1	7- 3	7- 2				
2- 0	0- 0	0- 0	NEUTRAL	0- 0	2- 0	2- 0				
0- 7	0- 3	0- 1	NON-CONFERENCE	0- 2	0- 1	0- 0				
0- 1	0- 0	0- 0	HOME	0- 1	0- 0	0- 0				
0- 6	0- 3	0- 1	AWAY	0- 1	0- 1	0- 0				
0- 0	0- 0	0- 0	NEUTRAL	0- 0	0- 0	0- 0				
17- 4	0- 0	0- 0	CONFERENCE	0- 0	17- 4	17- 4				
8- 2	0- 0	0- 0	HOME	0- 0	8- 2	8- 2				
7- 2	0- 0	0- 0	AWAY	0- 0	7- 2	7- 2				
2- 0	0- 0	0- 0	NEUTRAL	0- 0	2- 0	2- 0				

RPI 1-25				RPI 26-50				RPI 51-100				RPI 101+ Team's RPI: 152			
RPI	S	Opponent	Score	RPI	S	Opponent	Score	RPI	S	Opponent	Score	RPI	S	Opponent	Score
2	A	Baylor	49 94	45	A	Michigan	35 76	57	A	TCU	40 69	140	A	Texas Tech	58 76
22	A	Kentucky	41 91					98	H	South Alabama	49 53	188	A	Prairie View	52 63
23	A	Arizona St.	47 69									188	H	Prairie View	54 55
												207	A	Grambling	86 81
												207	H	Grambling	71 65
												207	N	Grambling	71 69
												227	A	Texas Southern	60 49
												227	H	Texas Southern	63 61
												247	A	Jackson St.	76 74
												247	H	Jackson St.	52 59
												247	N	Jackson St.	45 41
												269	A	Alabama St.	61 78
												269	H	Alabama St.	62 52
												301	A	Alabama A&M	54 50
												301	H	Alabama A&M	68 60
												329	A	Mississippi Val.	67 46
												329	H	Mississippi Val.	74 67
												329	H	Mississippi Val.	51 44
												349	A	Ark.-Pine Bluff	56 45
												349	H	Ark.-Pine Bluff	73 41
												350	A	Alcorn	75 54
												350	H	Alcorn	51 39
LAST 12 Division I GAMES:															
				207	N	Grambling	71 69					269	H	Alabama St.	62 52
				247	N	Jackson St.	45 41					301	H	Alabama A&M	68 60
				329	H	Mississippi Val.	51 44					329	A	Mississippi Val.	67 46
				227	A	Texas Southern	60 49					349	A	Ark.-Pine Bluff	56 45
				188	A	Prairie View	52 63					247	H	Jackson St.	52 59
				350	H	Alcorn	51 39					207	H	Grambling	71 65

Non-Div I Games: Dillard 61 63 Wiley 89 58 Louisiana Col. 77 53 Millsaps 71 36 Southern U.

Loss, Non-Conf, S Site, H Home A Away N Neutral

Southern Utah

Through Games Of March 16, 2019

Average RPI Win:	211	WON-LOST	WINNING	LAST 10	STRENGTH OF	OPP. STRENGTH	TEAM	ADJ.	CONF.	ADJ CONF.
Average RPI Loss:	151	RECORD	PCT. RANK	GAMES	SCHEDULE	OF SCHEDULE	RPI	RPI	RPI	RPI
DIV. I ONLY	8- 23	297	0- 1	121	225	272	272	16	16	
DIV. I NON-CONF.	3- 6	241	0- 0	30	305	178	178	12	12	
TOTALS	RPI 1-25	RPI 26-50	W-L RECORDS	RPI 51-100	RPI 101-999	RPI 150+				
8- 23	0- 0	1- 1	OVERALL	0- 3	7- 19	7- 10				
6- 8	0- 0	1- 0	HOME	0- 1	5- 7	5- 3				
1- 14	0- 0	0- 1	AWAY	0- 2	1- 11	1- 7				
1- 1	0- 0	0- 0	NEUTRAL	0- 0	1- 1	1- 0				
3- 6	0- 0	1- 1	NON-CONFERENCE	0- 1	2- 4	2- 4				
3- 1	0- 0	1- 0	HOME	0- 0	2- 1	2- 1				
0- 5	0- 0	0- 1	AWAY	0- 1	0- 3	0- 3				
0- 0	0- 0	0- 0	NEUTRAL	0- 0	0- 0	0- 0				
5- 17	0- 0	0- 0	CONFERENCE	0- 2	5- 15	5- 6				
3- 7	0- 0	0- 0	HOME	0- 1	3- 6	3- 2				
1- 9	0- 0	0- 0	AWAY	0- 1	1- 8	1- 4				
1- 1	0- 0	0- 0	NEUTRAL	0- 0	1- 1	1- 0				

RPI S	Opponent	Score	RPI S	Opponent	Score	RPI S	Opponent	Score	RPI S	Opponent	Score	Team's RPI: 272
27	H BYU	67 64	71	A UC Davis	45 68	106	A Portland St.	49 63				
38	A Boise St.	53 88	84	A Idaho	49 77	106	H Portland St.	56 81				
			84	H Idaho	70 82	109	A Idaho St.	47 80				
						109	H Idaho St.	57 69				
						128	A Northern Colo.	71 88				
						128	H Northern Colo.	44 71				
						128	N Northern Colo.	50 82				
						148	A Montana St.	64 69				
						148	H Montana St.	55 70				
						159	A UC Riverside	50 56				
						160	A Oral Roberts	59 64				
						167	H Denver	70 71				
						170	A UC Irvine	58 75				
						181	A Eastern Wash.	66 80				
						181	H Eastern Wash.	73 63				
						187	A Montana	57 79				
						187	H Montana	71 56				
						187	N Montana	64 56				
						223	A Northern Ariz.	82 76				
						223	H Northern Ariz.	69 78				
						265	A Sacramento St.	76 77				
						265	H Sacramento St.	69 75				
						273	H San Diego	69 59				
						293	H Utah Valley	60 59				
						313	A Weber St.	66 67				
						313	H Weber St.	84 79				
LAST 12 Division I GAMES:												
128	N	Northern Colo.	50	82	84	A	Idaho	49	77			
187	N	Montana	64	56	181	A	Eastern Wash.	66	80			
159	A	UC Riverside	50	56	106	H	Portland St.	56	81			
128	A	Northern Colo.	71	88	265	H	Sacramento St.	69	75			
148	H	Montana St.	55	70	109	A	Idaho St.	47	80			
187	H	Montana	71	56	313	A	Weber St.	66	67			

Non-Div I Games:

Southern Utah

■ Loss,
 ■ Non-Conf,
 ■ S Site,
 ■ Home
 ■ A Away
 N Neutral

St. Bonaventure

Through Games Of March 16, 2019

Average RPI Win:	252	WON-LOST	WINNING	LAST 10	STRENGTH OF	OPP. STRENGTH	TEAM	ADJ.	CONF.	ADJ CONF.
Average RPI Loss:	148	RECORD	PCT. RANK	GAMES	SCHEDULE	OF SCHEDULE	RPI	RPI	RPI	RPI
DIV. I ONLY	8- 22	290	0- 1	158	183	262	262	17	17	
DIV. I NON-CONF.	3- 10	278	0- 0	121	167	243	243	16	16	
TOTALS	RPI 1-25	RPI 26-50	W-L RECORDS	RPI 51-100	RPI 101-999	RPI 150+				
8- 22	0- 1	0- 2	OVERALL	0- 3	8- 16	8- 9				
4- 9	0- 0	0- 1	HOME	0- 3	4- 5	4- 3				
4- 12	0- 1	0- 0	AWAY	0- 0	4- 11	4- 6				
0- 1	0- 0	0- 1	NEUTRAL	0- 0	0- 0	0- 0				
3- 10	0- 1	0- 2	NON-CONFERENCE	0- 1	3- 6	3- 4				
2- 3	0- 0	0- 1	HOME	0- 1	2- 1	2- 1				
1- 6	0- 1	0- 0	AWAY	0- 0	1- 5	1- 3				
0- 1	0- 0	0- 1	NEUTRAL	0- 0	0- 0	0- 0				
5- 12	0- 0	0- 0	CONFERENCE	0- 2	5- 10	5- 5				
2- 6	0- 0	0- 0	HOME	0- 2	2- 4	2- 2				
3- 6	0- 0	0- 0	AWAY	0- 0	3- 6	3- 3				
0- 0	0- 0	0- 0	NEUTRAL	0- 0	0- 0	0- 0				

RPI 1-25				RPI 26-50				RPI 51-100				RPI 101+ Team's RPI: 262			
RPI	S	Opponent	Score	RPI	S	Opponent	Score	RPI	S	Opponent	Score	RPI	S	Opponent	Score
25	A	Buffalo	43 90	34	N	Ohio	53 70	82	H	Fordham	44 53	112	A	Georgia	40 67
				42	H	Bucknell	46 77	83	H	Kent St.	64 76	119	H	Dayton	49 62
								92	H	VCU	50 59	137	A	Duquesne	64 80
												137	H	Duquesne	54 60
												145	A	Penn St.	65 80
												150	A	Davidson	49 74
												150	A	Davidson	55 67
												164	A	Akron	58 67
												167	A	Denver	62 76
												184	H	Saint Louis	45 62
												200	A	Cornell	44 58
												206	A	Massachusetts	64 63
												217	A	George Washington	44 57
												226	A	George Mason	68 57
												226	H	George Mason	64 55
												230	H	Hofstra	59 67
												236	A	Saint Joseph's	41 66
												260	A	Rhode Island	84 68
												260	H	Rhode Island	62 61
												271	A	Niagara	76 48
												275	A	Richmond	49 57
												277	H	Siena	74 58
												283	H	La Salle	45 52
												286	H	Canisius	100 94
LAST 12 Division I GAMES:															
150	A	Davidson	49 74	275	A	Richmond	49 57	150	A	Davidson	55 67				
137	A	Duquesne	64 80	92	H	VCU	50 59	226	H	George Mason	64 55				
283	H	La Salle	45 52	260	A	Rhode Island	84 68	206	A	Massachusetts	64 63				
217	A	George Washington	44 57												
260	H	Rhode Island	62 61												
82	H	Fordham	44 53												

Non-Div I Games:

St. Bonaventure

■ Loss,
■ Non-Conf,
■ S Site,
■ H Home
■ A Away
N Neutral

St. Francis Brooklyn

Through Games Of March 16, 2019

Average RPI Win:	289	WON-LOST	WINNING	LAST 10	STRENGTH OF	OPP. STRENGTH	TEAM	ADJ.	CONF.	ADJ CONF.
Average RPI Loss:	205	RECORD	PCT. RANK	GAMES	SCHEDULE	OF SCHEDULE	RPI	RPI	RPI	RPI
DIV. I ONLY	17- 13	131	0- 1	339	340	249	249	31	31	
DIV. I NON-CONF.	5- 6	177	0- 0	308	326	267	267	31	31	
TOTALS	RPI 1-25	RPI 26-50	W-L RECORDS	RPI 51-100	RPI 101-999	RPI 150+				
17- 13	0- 0	0- 1	OVERALL	0- 0	17- 12	16- 10				
9- 5	0- 0	0- 1	HOME	0- 0	9- 4	9- 4				
7- 7	0- 0	0- 0	AWAY	0- 0	7- 7	6- 5				
1- 1	0- 0	0- 0	NEUTRAL	0- 0	1- 1	1- 1				
5- 6	0- 0	0- 1	NON-CONFERENCE	0- 0	5- 5	4- 3				
2- 2	0- 0	0- 1	HOME	0- 0	2- 1	2- 1				
2- 3	0- 0	0- 0	AWAY	0- 0	2- 3	1- 1				
1- 1	0- 0	0- 0	NEUTRAL	0- 0	1- 1	1- 1				
12- 7	0- 0	0- 0	CONFERENCE	0- 0	12- 7	12- 7				
7- 3	0- 0	0- 0	HOME	0- 0	7- 3	7- 3				
5- 4	0- 0	0- 0	AWAY	0- 0	5- 4	5- 4				
0- 0	0- 0	0- 0	NEUTRAL	0- 0	0- 0	0- 0				

RPI 1-25				RPI 26-50				RPI 51-100				RPI 101+ Team's RPI: 249			
RPI	S	Opponent	Score	RPI	S	Opponent	Score	RPI	S	Opponent	Score	RPI	S	Opponent	Score
				49	H	Princeton	64 83					131	A	Morehead St.	101 94
												139	A	Stony Brook	67 74
												142	A	Seton Hall	77 100
												177	A	Robert Morris	57 74
												177	H	Robert Morris	56 75
												191	A	Sacred Heart	56 53
												191	H	Sacred Heart	66 68
												194	A	Saint Francis (PA)	84 86
												194	H	Saint Francis (PA)	78 65
												221	A	Mt. St. Mary's	75 78
												221	H	Mt. St. Mary's	69 65
												221	H	Mt. St. Mary's	74 80
												237	H	Albany (NY)	60 67
												266	A	Loyola Maryland	75 70
												267	H	Manhattan	73 65
												291	A	Army West Point	57 69
												294	A	Bryant	60 55
												294	H	Bryant	101 77
												303	N	Valparaiso	76 78
												319	A	Wagner	85 87
												319	H	Wagner	76 61
												327	A	Central Conn. St.	83 69
												327	H	LIU Brooklyn	87 64
												327	H	Central Conn. St.	70 58
												344	A	Fairleigh Dickinson	64 53
												344	H	Fairleigh Dickinson	73 61
												347	H	Saint Peter's	74 70
LAST 12 Division I GAMES:															
				221	H	Mt. St. Mary's	74 80					327	H	Central Conn. St.	70 58
				327	A	Central Conn. St.	83 69					351	H	LIU Brooklyn	87 64
				221	H	Mt. St. Mary's	69 65					319	A	Wagner	85 87
				294	H	Bryant	101 77					344	H	Fairleigh Dickinson	73 61
				194	A	Saint Francis (PA)	84 86					191	A	Sacred Heart	56 53
				177	A	Robert Morris	57 74					221	A	Mt. St. Mary's	75 78

Non-Div I Games: Mercy 102 51

St. Francis Brooklyn

Loss, Non-Conf, S Site, H Home A Away N Neutral

S
t
.
F
r
a
n
c
i
s
B
r
o
o
k
l
y
n

RPI S Opponent St. Francis Brooklyn Score

Through Games Of March 16, 2019

RPI	S	Opponent	Score
348	N	Chicago St.	110 73
351	A	LIU Brooklyn	79 67
351	H	LIU Brooklyn	87 64

S
t
.
F
r
a
n
c
i
s
B
r
o
o
k
l
y
n

St. Francis Brooklyn

Average RPI Win:	176	WON-LOST	WINNING	LAST 10	STRENGTH OF	OPP. STRENGTH	TEAM	ADJ.	CONF.	ADJ CONF.
Average RPI Loss:	65	RECORD	PCT. RANK	GAMES	SCHEDULE	OF SCHEDULE	RPI	RPI	RPI	RPI
DIV. I ONLY	15- 16	181	1- 1	76	53	117	117	6	6	
DIV. I NON-CONF.	7- 4	108	0- 0	216	73	114	114	4	4	
<hr/>										
TOTALS	RPI 1-25	RPI 26-50	W-L RECORDS	RPI 51-100	RPI 101-999	RPI 150+				
15- 16	1- 6	0- 1	OVERALL	4- 5	10- 4	7- 0				
5- 7	1- 2	0- 0	HOME	1- 3	3- 2	2- 0				
7- 7	0- 2	0- 1	AWAY	2- 2	5- 2	4- 0				
3- 2	0- 2	0- 0	NEUTRAL	1- 0	2- 0	1- 0				
7- 4	0- 2	0- 1	NON-CONFERENCE	1- 0	6- 1	5- 0				
2- 1	0- 1	0- 0	HOME	0- 0	2- 0	1- 0				
3- 2	0- 0	0- 1	AWAY	0- 0	3- 1	3- 0				
2- 1	0- 1	0- 0	NEUTRAL	1- 0	1- 0	1- 0				
8- 12	1- 4	0- 0	CONFERENCE	3- 5	4- 3	2- 0				
3- 6	1- 1	0- 0	HOME	1- 3	1- 2	1- 0				
4- 5	0- 2	0- 0	AWAY	2- 2	2- 1	1- 0				
1- 1	0- 1	0- 0	NEUTRAL	0- 0	1- 0	0- 0				

RPI 1-25				RPI 26-50				RPI 51-100				RPI 101+ Team's RPI: 117			
RPI	S	Opponent	Score	RPI	S	Opponent	Score	RPI	S	Opponent	Score	RPI	S	Opponent	Score
6	N	UConn	55 65	36	A	James Madison	51 64	56	A	Villanova	66 62	120	A	Providence	60 57
12	A	Marquette	73 83					56	H	Villanova	57 73	120	H	Providence	66 67
12	H	Marquette	81 74					70	A	Georgetown	80 82	141	H	Yale	56 52
12	N	Marquette	57 88					70	H	Georgetown	59 51	142	A	Seton Hall	67 77
20	A	DePaul	64 73					74	A	Butler	45 66	142	H	Seton Hall	72 76
20	H	DePaul	62 70					74	H	Butler	68 73	142	N	Seton Hall	76 51
21	H	Florida St.	53 57					90	N	Purdue	68 62	147	A	Wake Forest	59 64
								91	A	Creighton	51 45	218	A	Xavier	76 57
								91	H	Creighton	63 65	218	H	Xavier	70 41
												239	N	Ole Miss	64 59
												283	A	La Salle	83 57
												291	A	Army West Point	60 49
												324	A	Iona	61 35
												340	H	Delaware St.	82 44
<hr/>															
LAST 12 Division I GAMES:															
		142 N Seton Hall	76 51			12 H Marquette	81 74								
		12 N Marquette	57 88			120 A Providence	60 57								
		142 H Seton Hall	72 76			91 A Creighton	51 45								
		70 A Georgetown	80 82			218 H Xavier	70 41								
		56 A Villanova	66 62			74 H Butler	68 73								
		20 H DePaul	62 70			56 H Villanova	57 73								

Non-Div I Games:

St. John's (NY)

■ Loss,
 ■ Non-Conf,
 ■ S Site,
 ■ H Home
 ■ A Away
 N Neutral

Stanford

Through Games Of March 16, 2019

Average RPI Win:	84	WON-LOST	WINNING	LAST 10	STRENGTH OF	OPP. STRENGTH	TEAM	ADJ.	CONF.	ADJ CONF.
Average RPI Loss:	37	RECORD	PCT. RANK	GAMES	SCHEDULE	OF SCHEDULE	RPI	RPI	RPI	RPI
DIV. I ONLY	28- 4	7	1- 0	7	7	4	4	2	2	
DIV. I NON-CONF.	10- 1	17	0- 0	6	31	3	3	2	2	
TOTALS	RPI 1-25	RPI 26-50	W-L RECORDS	RPI 51-100	RPI 101-999	RPI 150+				
28- 4	6- 2	4- 1	OVERALL	9- 1	9- 0	5- 0				
13- 1	3- 1	2- 0	HOME	4- 0	4- 0	2- 0				
10- 3	2- 1	1- 1	AWAY	3- 1	4- 0	3- 0				
5- 0	1- 0	1- 0	NEUTRAL	2- 0	1- 0	0- 0				
10- 1	2- 1	0- 0	NON-CONFERENCE	5- 0	3- 0	2- 0				
5- 0	1- 0	0- 0	HOME	2- 0	2- 0	1- 0				
3- 1	1- 1	0- 0	AWAY	1- 0	1- 0	1- 0				
2- 0	0- 0	0- 0	NEUTRAL	2- 0	0- 0	0- 0				
18- 3	4- 1	4- 1	CONFERENCE	4- 1	6- 0	3- 0				
8- 1	2- 1	2- 0	HOME	2- 0	2- 0	1- 0				
7- 2	1- 0	1- 1	AWAY	2- 1	3- 0	2- 0				
3- 0	1- 0	1- 0	NEUTRAL	0- 0	1- 0	0- 0				

RPI	S	Opponent	Score	RPI	S	Opponent	Score	RPI	S	Opponent	Score	RPI	S	Opponent	Score
2	H	Baylor	68 63	35	A	UCLA	65 51	53	A	Southern California	69 67	136	A	Washington	72 53
5	H	Oregon	48 88	35	H	UCLA	86 80	53	H	Southern California	72 64	136	H	Washington	91 54
5	N	Oregon	64 57	41	A	California	80 81	59	A	Tennessee	95 85	136	N	Washington	72 61
13	A	Gonzaga	73 79	41	H	California	75 50	66	N	FGCU	88 65	149	H	CSUN	69 43
23	A	Arizona St.	72 65	41	N	California	72 54	71	H	UC Davis	71 43	158	A	Washington St.	67 42
23	H	Arizona St.	71 50					73	N	American	71 49	158	H	Washington St.	85 64
24	H	Oregon St.	61 44					80	A	Arizona	78 48	178	A	Colorado	80 69
25	A	Buffalo	62 55					80	H	Arizona	56 54	185	A	Hawaii	81 59
								84	H	Idaho	115 71	252	H	San Francisco	96 62
								89	A	Utah	68 75				
LAST 12 Division I GAMES:															
		41	N	California			72	54	80	H	Arizona			56	54
		136	N	Washington			72	61	53	A	Southern California			69	67
		5	N	Oregon			64	57	35	A	UCLA			65	51
		136	A	Washington			72	53	5	H	Oregon			48	88
		158	A	Washington St.			67	42	24	H	Oregon St.			61	44
		23	H	Arizona St.			71	50	41	H	California			75	50

Non-Div I Games:

Stanford

■ Loss,
 ■ Non-Conf,
 ■ S Site,
 ■ Home
 ■ A Away
 N Neutral

Average RPI Win:	272	WON-LOST	WINNING	LAST 10	STRENGTH OF	OPP. STRENGTH	TEAM	ADJ.	CONF.	ADJ CONF.
Average RPI Loss:	131	RECORD	PCT. RANK	GAMES	SCHEDULE	OF SCHEDULE	RPI	RPI	RPI	RPI
DIV. I ONLY	14- 15	186	0- 1	231	224	209	209	24	24	
DIV. I NON-CONF.	3- 9	271	0- 0	134	104	273	273	26	26	
TOTALS	RPI 1-25	RPI 26-50	W-L RECORDS	RPI 51-100	RPI 101-999	RPI 150+				
14- 15	0- 1	0- 1	OVERALL	0- 5	14- 8	14- 7				
9- 5	0- 1	0- 0	HOME	0- 2	9- 2	9- 2				
5- 7	0- 0	0- 1	AWAY	0- 2	5- 4	5- 4				
0- 3	0- 0	0- 0	NEUTRAL	0- 1	0- 2	0- 1				
3- 9	0- 1	0- 1	NON-CONFERENCE	0- 3	3- 4	3- 3				
3- 2	0- 1	0- 0	HOME	0- 1	3- 0	3- 0				
0- 4	0- 0	0- 1	AWAY	0- 1	0- 2	0- 2				
0- 3	0- 0	0- 0	NEUTRAL	0- 1	0- 2	0- 1				
11- 6	0- 0	0- 0	CONFERENCE	0- 2	11- 4	11- 4				
6- 3	0- 0	0- 0	HOME	0- 1	6- 2	6- 2				
5- 3	0- 0	0- 0	AWAY	0- 1	5- 2	5- 2				
0- 0	0- 0	0- 0	NEUTRAL	0- 0	0- 0	0- 0				

RPI 1-25				RPI 26-50				RPI 51-100				RPI 101+ Team's RPI: 209			
RPI	S	Opponent	Score	RPI	S	Opponent	Score	RPI	S	Opponent	Score	RPI	S	Opponent	Score
15	H	UCF	55 78	29	A	Texas	46 65	52	H	Penn	53 75	118	N	Marist	69 76
								58	N	Wright St.	44 57	156	A	Tulsa	54 55
								59	A	Tennessee	55 65	157	A	Alabama	47 59
								66	A	FGCU	42 61	183	A	Liberty	68 56
								66	H	FGCU	40 73	183	H	Liberty	69 52
												199	A	North Ala.	55 71
												199	H	North Ala.	69 59
												224	H	North Dakota	74 63
												230	N	Hofstra	50 53
												231	A	Jacksonville	69 56
												231	H	Jacksonville	54 46
												235	A	North Florida	57 71
												235	H	North Florida	62 75
												292	A	Kennesaw St.	58 45
												292	H	Kennesaw St.	59 67
												292	H	Kennesaw St.	76 69
												321	H	North Dakota St.	60 59
												325	A	NJIT	56 47
												325	H	NJIT	74 48
												330	A	Lipscomb	80 65
												330	H	Lipscomb	76 49
												346	H	Florida A&M	69 44
LAST 12 Division I GAMES:															
292	H	Kennesaw St.	59 67	66	H	FGCU	40 73	231	H	Jacksonville	54 46				
66	A	FGCU	42 61	183	A	Liberty	68 56	292	H	Kennesaw St.	76 69				
292	A	Kennesaw St.	58 45	231	A	Jacksonville	69 56								
235	H	North Florida	62 75	330	H	Lipscomb	76 49								
199	H	North Ala.	69 59												
325	A	NJIT	56 47												

Non-Div I Games: Central St. (OH) 81 51 Webber Int'l 80 52

Stetson

Loss, Non-Conf, S Site, H Home A Away N Neutral

Stony Brook

Through Games Of March 16, 2019

Average RPI Win:	275	WON-LOST	WINNING	LAST 10	STRENGTH OF	OPP. STRENGTH	TEAM	ADJ.	CONF.	ADJ CONF.
Average RPI Loss:	96	RECORD	PCT. RANK	GAMES	SCHEDULE	OF SCHEDULE	RPI	RPI	RPI	RPI
DIV. I ONLY	22- 8	50	1- 1	311	258	139	139	23	23	
DIV. I NON-CONF.	10- 2	37	0- 0	289	272	86	86	25	25	
TOTALS	RPI 1-25	RPI 26-50	W-L RECORDS	RPI 51-100	RPI 101-999	RPI 150+				
22- 8	0- 0	0- 1	OVERALL	0- 3	22- 4	21- 1				
12- 3	0- 0	0- 0	HOME	0- 1	12- 2	12- 1				
10- 5	0- 0	0- 1	AWAY	0- 2	10- 2	9- 0				
0- 0	0- 0	0- 0	NEUTRAL	0- 0	0- 0	0- 0				
10- 2	0- 0	0- 1	NON-CONFERENCE	0- 1	10- 0	9- 0				
6- 0	0- 0	0- 0	HOME	0- 0	6- 0	6- 0				
4- 2	0- 0	0- 1	AWAY	0- 1	4- 0	3- 0				
0- 0	0- 0	0- 0	NEUTRAL	0- 0	0- 0	0- 0				
12- 6	0- 0	0- 0	CONFERENCE	0- 2	12- 4	12- 1				
6- 3	0- 0	0- 0	HOME	0- 1	6- 2	6- 1				
6- 3	0- 0	0- 0	AWAY	0- 1	6- 2	6- 0				
0- 0	0- 0	0- 0	NEUTRAL	0- 0	0- 0	0- 0				

RPI S	Opponent	Score	RPI S	Opponent	Score	RPI S	Opponent	Score	RPI S	Opponent	Score	Team's RPI: 139
28	A Rutgers	47 61	54	A Maine	61 71	103	A Hartford	59 64				
			54	H Maine	54 68	103	A Hartford	62 73				
			85	A Toledo	48 80	103	H Hartford	36 64				
						145	A Penn St.	81 70				
						191	A Sacred Heart	73 58				
						200	H Cornell	63 61				
						230	H Hofstra	77 49				
						237	A Albany (NY)	68 52				
						237	H Albany (NY)	49 54				
						249	H St. Francis Brooklyn	74 67				
						255	A Binghamton	65 56				
						255	H Binghamton	68 53				
						267	A Manhattan	79 48				
						279	A Vermont	67 61				
						279	H Vermont	58 48				
						279	H Vermont	69 58				
						287	H Ga. Southern	72 43				
						304	A UMBC	70 59				
						304	H UMBC	57 44				
						318	A New Hampshire	82 63				
						318	H New Hampshire	67 37				
						319	H Wagner	70 45				
						324	A Iona	53 51				
						328	A UMass Lowell	64 47				
						328	H UMass Lowell	76 56				
						344	H Fairleigh Dickinson	63 49				
LAST 12 Division I GAMES:												
279	H Vermont	69 58	318	H New Hampshire	67 37							
103	A Hartford	59 64	328	A UMass Lowell	64 47							
279	H Vermont	58 48	255	H Binghamton	68 53							
304	A UMBC	70 59	103	A Hartford	62 73							
54	A Maine	61 71	304	H UMBC	57 44							
237	A Albany (NY)	68 52	279	A Vermont	67 61							

Non-Div I Games: SUNY New Paltz 87 50

Stony Brook

Loss, Non-Conf, S Site, H Home A Away N Neutral

Average RPI Win:	94	WON-LOST	WINNING	LAST 10	STRENGTH OF	OPP. STRENGTH	TEAM	ADJ.	CONF.	ADJ CONF.
Average RPI Loss:	27	RECORD	PCT. RANK	GAMES	SCHEDULE	OF SCHEDULE	RPI	RPI	RPI	RPI
DIV. I ONLY	24- 8	46	1- 0	4	6	10	10	1	1	
DIV. I NON-CONF.	11- 2	32	0- 0	9	50	5	5	1	1	
TOTALS	RPI 1-25	RPI 26-50	W-L RECORDS	RPI 51-100	RPI 101-999	RPI 150+				
24- 8	5- 6	4- 0	OVERALL	5- 1	10- 1	3- 0				
11- 3	1- 3	2- 0	HOME	1- 0	7- 0	3- 0				
6- 4	1- 2	0- 0	AWAY	3- 1	2- 1	0- 0				
7- 1	3- 1	2- 0	NEUTRAL	1- 0	1- 0	0- 0				
11- 2	3- 1	3- 0	NON-CONFERENCE	0- 0	5- 1	3- 0				
6- 0	1- 0	1- 0	HOME	0- 0	4- 0	3- 0				
0- 2	0- 1	0- 0	AWAY	0- 0	0- 1	0- 0				
5- 0	2- 0	2- 0	NEUTRAL	0- 0	1- 0	0- 0				
13- 6	2- 5	1- 0	CONFERENCE	5- 1	5- 0	0- 0				
5- 3	0- 3	1- 0	HOME	1- 0	3- 0	0- 0				
6- 2	1- 1	0- 0	AWAY	3- 1	2- 0	0- 0				
2- 1	1- 1	0- 0	NEUTRAL	1- 0	0- 0	0- 0				

RPI	S	Opponent	Score	RPI	S	Opponent	Score	RPI	S	Opponent	Score	RPI	S	Opponent	Score
1	H	Notre Dame	68 98	33	N	Kansas St.	70 61	51	A	Clemson	84 75	107	H	Towson	98 55
1	N	Notre Dame	66 91	37	H	North Carolina	90 77	68	A	Georgia Tech	55 65	108	A	Minnesota	68 72
3	A	Louisville	51 76	42	H	Bucknell	70 56	72	A	Virginia Tech	75 73	127	A	Pittsburgh	82 50
5	A	Oregon	73 75	49	N	Princeton	92 61	78	A	Duke	64 55	127	H	Pittsburgh	90 63
9	H	NC State	73 77					97	H	Virginia	72 68	133	A	Boston College	76 59
15	N	UCF	57 52					97	N	Virginia	67 57	133	H	Boston College	96 69
16	H	Texas A&M	75 65									137	N	Duquesne	87 71
19	H	Miami (FL)	71 84									147	H	Wake Forest	77 57
19	N	Miami (FL)	92 85									205	H	UMES	96 51
20	N	DePaul	83 81									224	H	North Dakota	85 49
21	A	Florida St.	94 88									271	H	Niagara	94 45
LAST 12 Division I GAMES:															
		97	N	Virginia	67	57				127	H	Pittsburgh	90	63	
		19	N	Miami (FL)	92	85				147	H	Wake Forest	77	57	
		1	N	Notre Dame	66	91				9	H	NC State	73	77	
		133	A	Boston College	76	59				133	H	Boston College	96	69	
		21	A	Florida St.	94	88				3	A	Louisville	51	76	
		1	H	Notre Dame	68	98				97	H	Virginia	72	68	

Non-Div I Games:

Syracuse

Through Games Of March 10, 1913										
Average RPI Win:	171	WON-LOST	WINNING	LAST 10	STRENGTH OF	OPP. STRENGTH	TEAM	ADJ.	CONF.	ADJ CONF.
Average RPI Loss:	38	RECORD	PCT. RANK	GAMES	SCHEDULE	OF SCHEDULE	RPI	RPI	RPI	RPI
DIV. I ONLY	20- 10	78	0- 1	71	45	57	57	3	3	
DIV. I NON-CONF.	10- 1	17	0- 0	261	261	74	74	3	3	

TOTALS	RPI 1-25	RPI 26-50		W-L RECORDS		RPI 51-100	RPI 101-999	RPI 150+		
20- 10	1- 3	1- 5		OVERALL		1- 1	17- 1	12- 0		
14- 3	1- 1	0- 2		HOME		1- 0	12- 0	8- 0		
6- 5	0- 2	1- 1		AWAY		0- 1	5- 1	4- 0		
0- 2	0- 0	0- 2		NEUTRAL		0- 0	0- 0	0- 0		
10- 1	0- 0	0- 1		NON-CONFERENCE		0- 0	10- 0	8- 0		
8- 0	0- 0	0- 0		HOME		0- 0	8- 0	6- 0		
2- 0	0- 0	0- 0		AWAY		0- 0	2- 0	2- 0		
0- 1	0- 0	0- 1		NEUTRAL		0- 0	0- 0	0- 0		
10- 9	1- 3	1- 4		CONFERENCE		1- 1	7- 1	4- 0		
6- 3	1- 1	0- 2		HOME		1- 0	4- 0	2- 0		
4- 5	0- 2	1- 1		AWAY		0- 1	3- 1	2- 0		
0- 1	0- 0	0- 1		NEUTRAL		0- 0	0- 0	0- 0		

RPI	S	Opponent	Score	RPI	S	Opponent	Score	RPI	S	Opponent	Score	RPI	S	Opponent	Score
2	A	Baylor	71 89	27	N	BYU	58 61	79	A	West Virginia	65 79	137	H	Duquesne	61 48
2	H	Baylor	55 79	29	A	Texas	67 73	79	H	West Virginia	62 48	140	A	Texas Tech	70 63
11	A	Iowa St.	54 92	29	H	Texas	48 62					140	H	Texas Tech	78 70
11	H	Iowa St.	76 69	29	N	Texas	64 66					143	A	Oklahoma St.	71 75
				33	A	Kansas St.	61 47					143	H	Oklahoma St.	69 55
				33	H	Kansas St.	72 75					148	H	Montana St.	71 49
												151	A	Kansas	76 66
												151	H	Kansas	58 53
												152	H	Southern U.	69 40
												154	A	Oklahoma	76 63
												154	H	Oklahoma	86 71
												182	H	Sam Houston St.	72 59
												208	A	San Diego St.	81 64
												232	H	SMU	65 63
												239	A	Ole Miss	55 50
												291	H	Army West Point	63 38
												329	H	Mississippi Val.	96 47
												350	H	Alcorn	88 31
LAST 12 Division I GAMES:															
				29	N	Texas	64 66	11	H	Iowa St.	76 69				
				29	H	Texas	48 62	2	A	Baylor	71 89				
				154	A	Oklahoma	76 63	140	A	Texas Tech	70 63				
				151	A	Kansas	76 66	143	H	Oklahoma St.	69 55				
				33	H	Kansas St.	72 75	33	A	Kansas St.	61 47				
				79	A	West Virginia	65 79	151	H	Kansas	58 53				

Non-Div I Games:

TCU

■ Loss,
 ■ Non-Conf,
 ■ S Site,
 ■ Home
 ■ A Away
 N Neutral

Average RPI Win:	224	WON-LOST	WINNING	LAST 10	STRENGTH OF	OPP. STRENGTH	TEAM	ADJ.	CONF.	ADJ CONF.
Average RPI Loss:	98	RECORD	PCT. RANK	GAMES	SCHEDULE	OF SCHEDULE	RPI	RPI	RPI	RPI
DIV. I ONLY	11- 19	242	0- 1	83	86	165	165	9	9	
DIV. I NON-CONF.	4- 9	252	0- 0	122	92	194	194	8	8	
TOTALS	RPI 1-25	RPI 26-50	W-L RECORDS	RPI 51-100	RPI 101-999	RPI 150+				
11- 19	0- 6	0- 0	OVERALL	1- 4	10- 9	9- 5				
7- 4	0- 1	0- 0	HOME	1- 0	6- 3	5- 2				
4- 13	0- 5	0- 0	AWAY	0- 3	4- 5	4- 2				
0- 2	0- 0	0- 0	NEUTRAL	0- 1	0- 1	0- 1				
4- 9	0- 3	0- 0	NON-CONFERENCE	0- 3	4- 3	4- 1				
3- 0	0- 0	0- 0	HOME	0- 0	3- 0	3- 0				
1- 8	0- 3	0- 0	AWAY	0- 2	1- 3	1- 1				
0- 1	0- 0	0- 0	NEUTRAL	0- 1	0- 0	0- 0				
7- 10	0- 3	0- 0	CONFERENCE	1- 1	6- 6	5- 4				
4- 4	0- 1	0- 0	HOME	1- 0	3- 3	2- 2				
3- 5	0- 2	0- 0	AWAY	0- 1	3- 2	3- 1				
0- 1	0- 0	0- 0	NEUTRAL	0- 0	0- 1	0- 1				

RPI	S	Opponent	Score	RPI	S	Opponent	Score	RPI	S	Opponent	Score	RPI	S	Opponent	Score	Team's RPI: 165
6	A	UConn	74 109					52	A	Penn	62 71	111	A	Houston	65 78	
6	H	UConn	67 88					56	A	Villanova	68 76	111	H	Houston	76 65	
15	A	UCF	54 62					77	A	Cincinnati	52 72	115	H	South Fla.	53 63	
18	A	South Carolina	60 88					77	H	Cincinnati	78 70	118	A	Marist	68 74	
19	A	Miami (FL)	61 73					81	N	Radford	50 56	137	A	Duquesne	53 54	
20	A	DePaul	88 102									156	A	Tulsa	75 61	
												156	H	Tulsa	61 64	
												169	H	Tulane	57 66	
												192	H	East Carolina	84 62	
												232	A	SMU	52 53	
												234	A	Memphis	84 53	
												234	N	Memphis	58 59	
												236	A	Saint Joseph's	58 52	
												239	A	Ole Miss	55 62	
												258	A	Wichita St.	65 40	
												258	H	Wichita St.	68 52	
												283	H	La Salle	75 47	
												324	H	Iona	59 39	
												340	H	Delaware St.	75 61	
LAST 12 Division I GAMES:																
234	N	Memphis	58 59	77	H	Cincinnati	78 70									
234	A	Memphis	84 53	6	A	UConn	74 109									
258	H	Wichita St.	68 52	111	H	Houston	76 65									
156	H	Tulsa	61 64	258	A	Wichita St.	65 40									
15	A	UCF	54 62	156	A	Tulsa	75 61									
232	A	SMU	52 53	192	H	East Carolina	84 62									

Non-Div I Games:

Temple

■ Loss,
■ Non-Conf,
■ S Site,
■ H Home
■ A Away
N Neutral

Tennessee

Through Games Of March 16, 2019

Average RPI Win:	152	WON-LOST	WINNING	LAST 10	STRENGTH OF	OPP. STRENGTH	TEAM	ADJ.	CONF.	ADJ CONF.
Average RPI Loss:	54	RECORD	PCT. RANK	GAMES	SCHEDULE	OF SCHEDULE	RPI	RPI	RPI	RPI
DIV. I ONLY	19- 12	108	1- 0	31	46	59	59	5	5	
DIV. I NON-CONF.	11- 2	32	0- 0	60	69	28	28	5	5	
TOTALS	RPI 1-25	RPI 26-50	W-L RECORDS	RPI 51-100	RPI 101-999	RPI 150+				
19- 12	0- 7	5- 1	OVERALL	4- 1	10- 3	9- 2				
10- 7	0- 4	2- 1	HOME	1- 1	7- 1	7- 1				
6- 4	0- 2	3- 0	AWAY	0- 0	3- 2	2- 1				
3- 1	0- 1	0- 0	NEUTRAL	3- 0	0- 0	0- 0				
11- 2	0- 2	2- 0	NON-CONFERENCE	2- 0	7- 0	6- 0				
7- 2	0- 2	1- 0	HOME	0- 0	6- 0	6- 0				
2- 0	0- 0	1- 0	AWAY	0- 0	1- 0	0- 0				
2- 0	0- 0	0- 0	NEUTRAL	2- 0	0- 0	0- 0				
8- 10	0- 5	3- 1	CONFERENCE	2- 1	3- 3	3- 2				
3- 5	0- 2	1- 1	HOME	1- 1	1- 1	1- 1				
4- 4	0- 2	2- 0	AWAY	0- 0	2- 2	2- 1				
1- 1	0- 1	0- 0	NEUTRAL	1- 0	0- 0	0- 0				

RPI	S	Opponent	Score	RPI	S	Opponent	Score	RPI	S	Opponent	Score	RPI	S	Opponent	Score
1	H	Notre Dame	62 77	29	A	Texas	88 82	51	N	Clemson	78 66	112	A	Georgia	62 66
4	H	Stanford	85 95	30	A	Missouri	62 60	67	H	Arkansas	79 80	143	A	Oklahoma St.	76 63
8	A	Mississippi St.	63 91	30	H	Missouri	64 66	86	H	LSU	74 65	157	A	Alabama	65 86
8	N	Mississippi St.	68 83	46	H	Belmont	84 76	86	N	LSU	69 66	174	H	UNC Asheville	73 46
16	A	Texas A&M	62 79	49	A	Auburn	78 69	100	N	UAB	73 69	209	H	Stetson	65 55
18	H	South Carolina	67 82	49	H	Auburn	73 62					210	A	Vanderbilt	82 65
22	H	Kentucky	71 73									210	H	Vanderbilt	69 76
												213	H	Florida	67 50
												239	A	Ole Miss	81 56
												242	H	ETSU	80 61
												263	H	Murray St.	98 77
												315	H	Presbyterian	97 49
												346	H	Florida A&M	96 31
LAST 12 Division I GAMES:															
86	N	LSU	69 66	16	A	Texas A&M	62 79								
8	N	Mississippi St.	68 83	30	A	Missouri	62 60								
100	N	UAB	73 69	49	H	Auburn	73 62								
239	A	Ole Miss	81 56	8	A	Mississippi St.	63 91								
210	H	Vanderbilt	69 76	210	A	Vanderbilt	82 65								
18	H	South Carolina	67 82	213	H	Florida	67 50								

Non-Div I Games:

Tennessee

■ Loss,
■ Non-Conf,
■ S Site,
■ H Home
■ A Away
N Neutral

Tennessee St.

Through Games Of March 16, 2019

Average RPI Win:	294	WON-LOST	WINNING	LAST 10	STRENGTH OF	OPP. STRENGTH	TEAM	ADJ.	CONF.	ADJ CONF.
Average RPI Loss:	157	RECORD	PCT. RANK	GAMES	SCHEDULE	OF SCHEDULE	RPI	RPI	RPI	RPI
DIV. I ONLY	5- 25	331	0- 1	192	195	305	305	22	22	
DIV. I NON-CONF.	0- 12	336	0- 0	196	64	334	334	23	23	
TOTALS	RPI 1-25	RPI 26-50	W-L RECORDS	RPI 51-100	RPI 101-999	RPI 150+				
5- 25	0- 2	0- 2	OVERALL	0- 3	5- 18	5- 11				
3- 7	0- 0	0- 1	HOME	0- 1	3- 5	3- 2				
2- 15	0- 2	0- 1	AWAY	0- 1	2- 11	2- 8				
0- 3	0- 0	0- 0	NEUTRAL	0- 1	0- 2	0- 1				
0- 12	0- 2	0- 0	NON-CONFERENCE	0- 3	0- 7	0- 6				
0- 1	0- 0	0- 0	HOME	0- 1	0- 0	0- 0				
0- 8	0- 2	0- 0	AWAY	0- 1	0- 5	0- 5				
0- 3	0- 0	0- 0	NEUTRAL	0- 1	0- 2	0- 1				
5- 13	0- 0	0- 2	CONFERENCE	0- 0	5- 11	5- 5				
3- 6	0- 0	0- 1	HOME	0- 0	3- 5	3- 2				
2- 7	0- 0	0- 1	AWAY	0- 0	2- 6	2- 3				
0- 0	0- 0	0- 0	NEUTRAL	0- 0	0- 0	0- 0				

RPI 1-25				RPI 26-50				RPI 51-100				RPI 101+ Team's RPI: 305			
RPI	S	Opponent	Score	RPI	S	Opponent	Score	RPI	S	Opponent	Score	RPI	S	Opponent	Score
3	A	Louisville	52 107	46	A	Belmont	46 80	67	N	Arkansas	55 79	113	A	UT Martin	60 83
20	A	DePaul	73 95	46	H	Belmont	65 89	93	A	Troy	67 92	113	H	UT Martin	61 73
								98	H	South Alabama	56 78	127	N	Pittsburgh	56 78
												131	A	Morehead St.	55 71
												131	H	Morehead St.	62 85
												146	A	Tennessee Tech	65 76
												146	H	Tennessee Tech	59 69
												186	N	Wisconsin	53 58
												210	A	Vanderbilt	63 89
												215	A	Jacksonville St.	73 76
												215	H	Jacksonville St.	52 62
												220	A	Ball St.	51 90
												222	A	Marshall	59 80
												238	H	SIUE	55 66
												245	A	Southeast Mo. St.	57 81
												245	H	Southeast Mo. St.	62 59
												261	A	Austin Peay	47 74
												263	A	Murray St.	65 61
												295	H	Eastern Ill.	70 66
												301	A	Alabama A&M	57 67
												330	A	Lipscomb	62 64
												333	A	Eastern Ky.	57 31
												333	H	Eastern Ky.	60 38
LAST 12 Division I GAMES:															
113	A	UT Martin	60 83	333	A	Eastern Ky.	57 31								
245	A	Southeast Mo. St.	57 81	131	A	Morehead St.	55 71								
295	H	Eastern Ill.	70 66	245	H	Southeast Mo. St.	62 59								
238	H	SIUE	55 66	113	H	UT Martin	61 73								
215	A	Jacksonville St.	73 76	263	A	Murray St.	65 61								
46	H	Belmont	65 89	261	A	Austin Peay	47 74								

Non-Div I Games:

Tennessee St.

■ Loss,
 ■ Non-Conf,
 ■ S Site,
 ■ Home
 ■ A Away
 N Neutral

Tennessee Tech

Through Games Of March 16, 2019

Average RPI Win:	245	WON-LOST	WINNING	LAST 10	STRENGTH OF	OPP. STRENGTH	TEAM	ADJ.	CONF.	ADJ CONF.
Average RPI Loss:	149	RECORD	PCT. RANK	GAMES	SCHEDULE	OF SCHEDULE	RPI	RPI	RPI	RPI
DIV. I ONLY	19- 10	88	1- 1	275	250	146	146	22	22	
DIV. I NON-CONF.	6- 3	91	0- 0	280	207	136	136	23	23	
TOTALS	RPI 1-25	RPI 26-50	W-L RECORDS	RPI 51-100	RPI 101-999	RPI 150+				
19- 10	0- 0	1- 2	OVERALL	1- 1	17- 7	16- 4				
9- 3	0- 0	0- 1	HOME	1- 0	8- 2	8- 1				
9- 5	0- 0	1- 0	AWAY	0- 1	8- 4	7- 3				
1- 2	0- 0	0- 1	NEUTRAL	0- 0	1- 1	1- 0				
6- 3	0- 0	0- 0	NON-CONFERENCE	1- 1	5- 2	5- 1				
3- 0	0- 0	0- 0	HOME	1- 0	2- 0	2- 0				
3- 2	0- 0	0- 0	AWAY	0- 1	3- 1	3- 1				
0- 1	0- 0	0- 0	NEUTRAL	0- 0	0- 1	0- 0				
13- 7	0- 0	1- 2	CONFERENCE	0- 0	12- 5	11- 3				
6- 3	0- 0	0- 1	HOME	0- 0	6- 2	6- 1				
6- 3	0- 0	1- 0	AWAY	0- 0	5- 3	4- 2				
1- 1	0- 0	0- 1	NEUTRAL	0- 0	1- 0	1- 0				

RPI S	Opponent	Score	RPI S	Opponent	Score	RPI S	Opponent	Score	RPI S	Opponent	Score	Team's RPI: 146
46	A Belmont	77 72	46	H Belmont	67 99	64	H Middle Tenn.	68 64	110	N Old Dominion	73 80	
46	H Belmont		46	N Belmont	48 62	67	A Arkansas	42 65	113	A UT Martin	80 76	
									131	A Morehead St.	56 77	
									131	H Morehead St.	70 73	
									174	H UNC Asheville	60 53	
									215	A Jacksonville St.	66 49	
									215	H Jacksonville St.	62 59	
									218	A Xavier	60 70	
									238	A SIUE	61 63	
									238	H SIUE	79 55	
									245	A Southeast Mo. St.	53 62	
									258	A Wichita St.	55 45	
									261	H Austin Peay	65 72	
									261	N Austin Peay	68 57	
									263	H Murray St.	74 65	
									280	A Charleston So.	77 55	
									295	A Eastern Ill.	68 51	
									295	H Eastern Ill.	99 88	
									305	A Tennessee St.	69 59	
									305	H Tennessee St.	76 65	
									330	A Lipscomb	67 52	
									333	A Eastern Ky.	81 68	
									333	H Eastern Ky.	77 57	
									341	H Western Caro.	77 58	
LAST 12 Division I GAMES:												
261	N Austin Peay	68 57	46	H Belmont	67 99	215	H Jacksonville St.	62 59	113	A UT Martin	80 76	
46	N Belmont	48 62	295	A Eastern Ill.	68 51	245	A Southeast Mo. St.	53 62	263	H Murray St.	74 65	
238	A SIUE	61 63	131	H Morehead St.	70 73	261	H Austin Peay	65 72				
333	H Eastern Ky.	77 57										

Non-Div I Games: Tenn. Wesleyan 100 58 Cumberland (TN) 88 55

Tennessee Tech

Loss, Non-Conf, S Site, H Home A Away N Neutral

Average RPI Win:	142	WON-LOST	WINNING	LAST 10	STRENGTH OF	OPP. STRENGTH	TEAM	ADJ.	CONF.	ADJ CONF.
Average RPI Loss:	26	RECORD	PCT. RANK	GAMES	SCHEDULE	OF SCHEDULE	RPI	RPI	RPI	RPI
DIV. I ONLY	23- 9	53	0- 1	23	34	29	29	3	3	
DIV. I NON-CONF.	10- 2	37	0- 0	81	172	42	42	3	3	
TOTALS	RPI 1-25	RPI 26-50	W-L RECORDS	RPI 51-100	RPI 101-999	RPI 150+				
23- 9	1- 5	2- 2	OVERALL	5- 2	15- 0	10- 0				
10- 6	0- 3	0- 1	HOME	1- 2	9- 0	6- 0				
9- 2	1- 1	0- 1	AWAY	2- 0	6- 0	4- 0				
4- 1	0- 1	2- 0	NEUTRAL	2- 0	0- 0	0- 0				
10- 2	0- 1	2- 0	NON-CONFERENCE	1- 1	7- 0	6- 0				
5- 2	0- 1	0- 0	HOME	0- 1	5- 0	4- 0				
2- 0	0- 0	0- 0	AWAY	0- 0	2- 0	2- 0				
3- 0	0- 0	2- 0	NEUTRAL	1- 0	0- 0	0- 0				
13- 7	1- 4	0- 2	CONFERENCE	4- 1	8- 0	4- 0				
5- 4	0- 2	0- 1	HOME	1- 1	4- 0	2- 0				
7- 2	1- 1	0- 1	AWAY	2- 0	4- 0	2- 0				
1- 1	0- 1	0- 0	NEUTRAL	1- 0	0- 0	0- 0				

RPI 1-25				RPI 26-50				Team's RPI: 29	RPI 51-100				RPI 101+			
RPI	S	Opponent	Score	RPI	S	Opponent	Score		RPI	S	Opponent	Score	RPI	S	Opponent	Score
2	A	Baylor	35 64	33	A	Kansas St.	69 87		57	A	TCU	62 48	137	H	Duquesne	78 41
2	H	Baylor	68 74	33	H	Kansas St.	60 69		57	H	TCU	73 67	140	A	Texas Tech	78 71
8	H	Mississippi St.	49 67	40	N	Quinnipiac	56 55		57	N	TCU	66 64	140	H	Texas Tech	81 57
11	A	Iowa St.	64 62	45	N	Michigan	69 52		59	H	Tennessee	82 88	143	A	Oklahoma St.	61 55
11	H	Iowa St.	73 82						79	A	West Virginia	70 58	143	H	Oklahoma St.	60 51
11	N	Iowa St.	69 75						79	H	West Virginia	58 64	151	A	Kansas	91 73
									82	N	Fordham	72 54	151	H	Kansas	62 43
													154	A	Oklahoma	76 67
													154	H	Oklahoma	73 63
													176	A	North Texas	64 54
													209	H	Stetson	65 46
													212	A	UTRGV	81 66
													302	H	UTSA	98 54
													312	H	McNeese	96 40
													317	H	Northwestern St.	104 66
LAST 12 Division I GAMES:																
		11	N	Iowa St.			69	75	2	A	Baylor			35	64	
		57	N	TCU			66	64	140	H	Texas Tech			81	57	
		82	N	Fordham			72	54	33	H	Kansas St.			60	69	
		45	N	Michigan			69	52	143	A	Oklahoma St.			61	55	
		57	A	TCU			62	48	151	A	Kansas			91	73	
		11	H	Iowa St.			73	82	2	H	Baylor			68	74	

Non-Div I Games:

Texas

■ Loss,
 ■ Non-Conf,
 ■ S Site,
 ■ Home
 ■ A Away
 N Neutral

Average RPI Win:	126	WON-LOST	WINNING	LAST 10	STRENGTH OF	OPP. STRENGTH	TEAM	ADJ.	CONF.	ADJ CONF.
Average RPI Loss:	40	RECORD	PCT. RANK	GAMES	SCHEDULE	OF SCHEDULE	RPI	RPI	RPI	RPI
DIV. I ONLY	24- 7	38	1- 0	25	58	16	16	5	5	
DIV. I NON-CONF.	11- 2	32	0- 0	29	99	18	18	5	5	
TOTALS	RPI 1-25	RPI 26-50	W-L RECORDS	RPI 51-100	RPI 101-999	RPI 150+				
24- 7	3- 3	3- 1	OVERALL	5- 3	13- 0	11- 0				
13- 3	1- 2	1- 0	HOME	4- 1	7- 0	7- 0				
8- 3	1- 1	1- 1	AWAY	1- 1	5- 0	3- 0				
3- 1	1- 0	1- 0	NEUTRAL	0- 1	1- 0	1- 0				
11- 2	1- 1	1- 0	NON-CONFERENCE	2- 1	7- 0	6- 0				
7- 1	0- 0	1- 0	HOME	1- 1	5- 0	5- 0				
2- 1	0- 1	0- 0	AWAY	1- 0	1- 0	0- 0				
2- 0	1- 0	0- 0	NEUTRAL	0- 0	1- 0	1- 0				
13- 5	2- 2	2- 1	CONFERENCE	3- 2	6- 0	5- 0				
6- 2	1- 2	0- 0	HOME	3- 0	2- 0	2- 0				
6- 2	1- 0	1- 1	AWAY	0- 1	4- 0	3- 0				
1- 1	0- 0	1- 0	NEUTRAL	0- 1	0- 0	0- 0				

RPI	S	Opponent	Score
8	H	Mississippi St.	64 92
10	A	Syracuse	65 75
18	H	South Carolina	57 60
22	A	Kentucky	62 55
22	H	Kentucky	73 71
24	N	Oregon St.	76 70

RPI	S	Opponent	Score
30	A	Missouri	65 70
30	H	Rice	65 54
49	A	Auburn	69 67
49	N	Auburn	64 62

RPI	S	Opponent	Score
53	H	Southern California	71 51
59	H	Tennessee	79 62
60	A	Little Rock	61 40
61	H	Lamar University	68 74
67	H	Arkansas	66 53
67	N	Arkansas	51 58
86	A	LSU	52 63
86	H	LSU	59 55

RPI	S	Opponent	Score
111	A	Houston	68 52
112	A	Georgia	76 66
157	H	Alabama	70 43
159	N	UC Riverside	70 63
188	H	Prairie View	70 57
190	H	Arkansas St.	97 56
210	A	Vanderbilt	50 43
210	H	Vanderbilt	69 53
212	H	UTRGV	84 61
213	A	Florida	80 62
231	H	Jacksonville	73 53
239	A	Ole Miss	72 60
278	H	Central Ark.	84 27

LAST 12 Division I GAMES:

49	N	Auburn	64 62	8	H	Mississippi St.	64 92
67	N	Arkansas	51 58	86	H	LSU	59 55
67	H	Arkansas	66 53	30	A	Missouri	65 70
22	A	Kentucky	62 55	239	A	Ole Miss	72 60
213	A	Florida	80 62	210	H	Vanderbilt	69 53
59	H	Tennessee	79 62	22	H	Kentucky	73 71

Non-Div I Games:

Texas A&M

Texas Southern

Through Games Of March 16, 2019

Average RPI Win:	289	WON-LOST	WINNING	LAST 10	STRENGTH OF	OPP. STRENGTH	TEAM	ADJ.	CONF.	ADJ CONF.
Average RPI Loss:	170	RECORD	PCT. RANK	GAMES	SCHEDULE	OF SCHEDULE	RPI	RPI	RPI	RPI
DIV. I ONLY	13- 15	197	0- 1	290	334	227	227	29	29	
DIV. I NON-CONF.	2- 7	288	0- 0	47	283	168	168	28	28	
TOTALS	RPI 1-25	RPI 26-50	W-L RECORDS	RPI 51-100	RPI 101-999	RPI 150+				
13- 15	0- 0	0- 2	OVERALL	0- 1	13- 12	13- 10				
6- 3	0- 0	0- 0	HOME	0- 0	6- 3	6- 3				
7- 10	0- 0	0- 2	AWAY	0- 1	7- 7	7- 6				
0- 2	0- 0	0- 0	NEUTRAL	0- 0	0- 2	0- 1				
2- 7	0- 0	0- 2	NON-CONFERENCE	0- 1	2- 4	2- 2				
0- 0	0- 0	0- 0	HOME	0- 0	0- 0	0- 0				
2- 5	0- 0	0- 2	AWAY	0- 1	2- 2	2- 1				
0- 2	0- 0	0- 0	NEUTRAL	0- 0	0- 2	0- 1				
11- 8	0- 0	0- 0	CONFERENCE	0- 0	11- 8	11- 8				
6- 3	0- 0	0- 0	HOME	0- 0	6- 3	6- 3				
5- 5	0- 0	0- 0	AWAY	0- 0	5- 5	5- 5				
0- 0	0- 0	0- 0	NEUTRAL	0- 0	0- 0	0- 0				

RPI 1-25			RPI 26-50			RPI 51-100			RPI 101+ Team's RPI: 227		
RPI	S	Opponent	Score	RPI	S	Opponent	Score	RPI	S	Opponent	Score
				30	A	Rice	71 76	76	A	SFA	55 74
				43	A	Michigan St.	45 91				
LAST 12 Division I GAMES:											
207	A	Grambling	61 72	349	H	Ark.-Pine Bluff	62 49	129	N	Abilene Christian	39 81
152	H	Southern U.	49 60	247	A	Jackson St.	64 73	140	A	Texas Tech	55 75
350	H	Alcorn	66 51	207	A	Grambling	55 72	152	A	Southern U.	61 63
301	A	Alabama A&M	56 45	188	H	Prairie View	73 67	152	H	Southern U.	49 60
269	A	Alabama St.	51 44	301	H	Alabama A&M	53 45	166	N	Nicholls St.	57 58
329	H	Mississippi Val.	73 45	269	H	Alabama St.	51 58	169	A	Tulane	56 62
				329	H	Mississippi Val.	73 45	188	A	Prairie View	52 44
				345	A	Savannah St.	65 41	188	H	Prairie View	73 67
				349	A	Ark.-Pine Bluff	59 58	207	A	Grambling	61 72
				349	H	Ark.-Pine Bluff	62 49	207	A	Grambling	55 72
				350	A	Alcorn	52 53	207	H	Grambling	67 75
				350	H	Alcorn	66 51	212	A	UTRGV	69 55
								247	A	Jackson St.	64 73

Non-Div I Games: Huston-Tillotson 72 36 Paul Quinn 83 54

Texas Southern

Loss, Non-Conf, S Site, H Home A Away N Neutral

Average RPI Win:	201	WON-LOST	WINNING	LAST 10	STRENGTH OF	OPP. STRENGTH	TEAM	ADJ.	CONF.	ADJ CONF.
Average RPI Loss:	119	RECORD	PCT. RANK	GAMES	SCHEDULE	OF SCHEDULE	RPI	RPI	RPI	RPI
DIV. I ONLY	12- 17	222	0- 1	97	140	162	162	12	12	
DIV. I NON-CONF.	3- 7	256	0- 0	106	139	192	192	14	14	
TOTALS	RPI 1-25	RPI 26-50	W-L RECORDS	RPI 51-100	RPI 101-999	RPI 150+				
12- 17	0- 0	0- 2	OVERALL	2- 6	10- 9	9- 4				
5- 7	0- 0	0- 0	HOME	2- 2	3- 5	3- 2				
7- 8	0- 0	0- 1	AWAY	0- 3	7- 4	6- 2				
0- 2	0- 0	0- 1	NEUTRAL	0- 1	0- 0	0- 0				
3- 7	0- 0	0- 2	NON-CONFERENCE	0- 1	3- 4	3- 2				
1- 2	0- 0	0- 0	HOME	0- 0	1- 2	1- 1				
2- 4	0- 0	0- 1	AWAY	0- 1	2- 2	2- 1				
0- 1	0- 0	0- 1	NEUTRAL	0- 0	0- 0	0- 0				
9- 10	0- 0	0- 0	CONFERENCE	2- 5	7- 5	6- 2				
4- 5	0- 0	0- 0	HOME	2- 2	2- 3	2- 1				
5- 4	0- 0	0- 0	AWAY	0- 2	5- 2	4- 1				
0- 1	0- 0	0- 0	NEUTRAL	0- 1	0- 0	0- 0				

RPI 1-25			RPI 26-50			RPI 51-100			RPI 101+			Team's RPI: 162
RPI	S	Opponent	Score	RPI	S	Opponent	Score	RPI	S	Opponent	Score	Score
30	A	Missouri	50 69	55	A	New Mexico	51 82	130	A	Appalachian St.	56 77	
48	N	Saint Mary's (CA)	62 89	60	A	Little Rock	47 62	130	H	Appalachian St.	49 62	
				60	H	Little Rock	50 48	143	A	Oklahoma St.	55 66	
				75	A	UT Arlington	53 68	144	A	Georgia St.	69 60	
				75	H	UT Arlington	41 44	144	H	Georgia St.	34 57	
				93	H	Troy	63 82	148	H	Montana St.	59 67	
				98	H	South Alabama	77 45	160	H	Oral Roberts	64 81	
				98	N	South Alabama	67 68	166	H	Nicholls St.	72 67	
								169	A	Tulane	61 67	
								179	A	Coastal Caro.	70 77	
								179	H	Coastal Caro.	73 58	
								190	A	Arkansas St.	85 62	
								190	H	Arkansas St.	68 54	
								233	A	A&M-Corpus Christi	60 53	
								268	A	Louisiana	71 65	
								287	A	Ga. Southern	64 52	
								287	H	Ga. Southern	55 65	
								300	A	La.-Monroe	62 51	
								302	A	UTSA	68 60	
LAST 12 Division I GAMES:												
98	N	South Alabama	67 68	93	H	Troy	63 82					
169	A	Tulane	61 67	268	A	Louisiana	71 65					
148	H	Montana St.	59 67	300	A	La.-Monroe	62 51					
166	H	Nicholls St.	72 67	60	H	Little Rock	50 48					
75	H	UT Arlington	41 44	190	H	Arkansas St.	68 54					
98	H	South Alabama	77 45	179	A	Coastal Caro.	70 77					

Non-Div I Games: UNKNOWN

92 39

Tex. A&M Int'l

89 25

Texas St.

■ Loss,
 ■ Non-Conf,
 ■ S Site,
 ■ Home
 ■ A Away
 N Neutral

Average RPI Win:	190	WON-LOST	WINNING	LAST 10	STRENGTH OF	OPP. STRENGTH	TEAM	ADJ.	CONF.	ADJ CONF.
Average RPI Loss:	60	RECORD	PCT. RANK	GAMES	SCHEDULE	OF SCHEDULE	RPI	RPI	RPI	RPI
DIV. I ONLY	14- 17	204	1- 0	52	51	140	140	3	3	
DIV. I NON-CONF.	9- 2	43	0- 0	195	316	93	93	3	3	
TOTALS	RPI 1-25	RPI 26-50	W-L RECORDS	RPI 51-100	RPI 101-999	RPI 150+				
14- 17	0- 5	0- 4	OVERALL	1- 5	13- 3	11- 2				
11- 7	0- 2	0- 2	HOME	1- 3	10- 0	8- 0				
2- 9	0- 2	0- 2	AWAY	0- 2	2- 3	2- 2				
1- 1	0- 1	0- 0	NEUTRAL	0- 0	1- 0	1- 0				
9- 2	0- 0	0- 0	NON-CONFERENCE	1- 1	8- 1	7- 1				
8- 1	0- 0	0- 0	HOME	1- 1	7- 0	6- 0				
1- 1	0- 0	0- 0	AWAY	0- 0	1- 1	1- 1				
0- 0	0- 0	0- 0	NEUTRAL	0- 0	0- 0	0- 0				
5- 15	0- 5	0- 4	CONFERENCE	0- 4	5- 2	4- 1				
3- 6	0- 2	0- 2	HOME	0- 2	3- 0	2- 0				
1- 8	0- 2	0- 2	AWAY	0- 2	1- 2	1- 1				
1- 1	0- 1	0- 0	NEUTRAL	0- 0	1- 0	1- 0				

RPI 1-25				RPI 26-50				RPI 51-100				RPI 101+ Team's RPI: 140			
RPI	S	Opponent	Score	RPI	S	Opponent	Score	RPI	S	Opponent	Score	RPI	S	Opponent	Score
2	A	Baylor	37 96	29	A	Texas	57 81	57	A	TCU	70 78	129	H	Abilene Christian	105 54
2	H	Baylor	56 73	29	H	Texas	71 78	57	H	TCU	63 70	143	A	Oklahoma St.	57 65
2	N	Baylor	61 100	33	A	Kansas St.	67 75	76	H	SFA	77 69	143	H	Oklahoma St.	90 78
11	A	Iowa St.	66 105	33	H	Kansas St.	62 66	79	A	West Virginia	65 68	151	A	Kansas	75 71
11	H	Iowa St.	62 64					79	H	West Virginia	72 75	151	H	Kansas	69 66
								84	H	Idaho	77 88	152	H	Southern U.	76 58
												154	A	Oklahoma	61 66
												154	H	Oklahoma	88 82
												154	N	Oklahoma	104 84
												213	A	Florida	67 72
												215	H	Jacksonville St.	71 58
												227	H	Texas Southern	75 55
												233	H	A&M-Corpus Christi	78 61
												246	A	Nevada	86 67
												300	H	La.-Monroe	86 42
												332	H	Houston Baptist	82 76
LAST 12 Division I GAMES:															
154	N	Oklahoma	104 84	151	A	Kansas	75 71								
2	N	Baylor	61 100	79	H	West Virginia	72 75								
154	H	Oklahoma	88 82	143	H	Oklahoma St.	90 78								
33	A	Kansas St.	67 75	57	H	TCU	63 70								
11	H	Iowa St.	62 64	2	A	Baylor	37 96								
29	A	Texas	57 81	11	A	Iowa St.	66 105								

Non-Div I Games:

Texas Tech

■ Loss,
■ Non-Conf,
■ S Site,
■ H Home
■ A Away
N Neutral

Average RPI Win:	201	WON-LOST	WINNING	LAST 10	STRENGTH OF	OPP. STRENGTH	TEAM	ADJ.	CONF.	ADJ CONF.
Average RPI Loss:	67	RECORD	PCT. RANK	GAMES	SCHEDULE	OF SCHEDULE	RPI	RPI	RPI	RPI
DIV. I ONLY	20- 11	94	1- 1	113	101	85	85	8	8	
DIV. I NON-CONF.	8- 3	72	0- 0	145	195	67	67	9	9	
TOTALS	RPI 1-25	RPI 26-50	W-L RECORDS	RPI 51-100	RPI 101-999	RPI 150+				
20- 11	0- 2	3- 4	OVERALL	0- 2	17- 3	14- 1				
12- 3	0- 1	2- 1	HOME	0- 1	10- 0	7- 0				
8- 7	0- 1	1- 2	AWAY	0- 1	7- 3	7- 1				
0- 1	0- 0	0- 1	NEUTRAL	0- 0	0- 0	0- 0				
8- 3	0- 1	1- 0	NON-CONFERENCE	0- 1	7- 1	5- 0				
4- 1	0- 1	0- 0	HOME	0- 0	4- 0	2- 0				
4- 2	0- 0	1- 0	AWAY	0- 1	3- 1	3- 0				
0- 0	0- 0	0- 0	NEUTRAL	0- 0	0- 0	0- 0				
12- 8	0- 1	2- 4	CONFERENCE	0- 1	10- 2	9- 1				
8- 2	0- 0	2- 1	HOME	0- 1	6- 0	5- 0				
4- 5	0- 1	0- 2	AWAY	0- 0	4- 2	4- 1				
0- 1	0- 0	0- 1	NEUTRAL	0- 0	0- 0	0- 0				

RPI S	Opponent	Score	RPI S	Opponent	Score	RPI S	Opponent	Score	RPI S	Opponent	Score
1	H Notre Dame	56 72	32	A Central Mich.	45 78	54	A Maine	59 73	119	A Dayton	49 70
25	A Buffalo	63 73	32	H Central Mich.	62 59	83	H Kent St.	47 58	126	A Northern Ill.	52 54
			34	H Ohio	76 50				126	H Northern Ill.	64 53
			44	A Miami (OH)	64 65				137	H Duquesne	65 52
			44	H Miami (OH)	56 65				139	H Stony Brook	80 48
			44	N Miami (OH)	54 72				164	A Akron	64 70
			46	A Belmont	78 69				196	A Eastern Mich.	70 67
									196	H Eastern Mich.	63 43
									219	A Bowling Green	79 65
									219	H Bowling Green	76 56
									220	A Ball St.	63 62
									220	H Ball St.	65 58
									220	H Ball St.	67 63
									234	A Memphis	58 48
									270	A Western Mich.	80 57
									270	H Western Mich.	73 63
									285	A Cleveland St.	65 60
									303	A Valparaiso	65 59
									324	H Iona	84 38
									336	H Detroit Mercy	77 60
LAST 12 Division I GAMES:											
220	H Ball St.	67 63	220	A Ball St.	63 62						
44	N Miami (OH)	54 72	44	H Miami (OH)	56 65						
32	A Central Mich.	45 78	126	A Northern Ill.	52 54						
196	A Eastern Mich.	70 67	34	H Ohio	76 50						
126	H Northern Ill.	64 53	196	H Eastern Mich.	63 43						
270	H Western Mich.	73 63	25	A Buffalo	63 73						

Non-Div I Games:

Toledo

■ Loss,
 ■ Non-Conf,
 ■ S Site,
 ■ H Home
 ■ A Away
 N Neutral

Average RPI Win: 203	WON-LOST	WINNING	LAST 10	STRENGTH OF	OPP. STRENGTH	TEAM	ADJ.	CONF.	ADJ CONF.
Average RPI Loss: 111	RECORD	PCT. RANK	GAMES	SCHEDULE	OF SCHEDULE	RPI	RPI	RPI	RPI
DIV. I ONLY	20- 12	104	1- 0	177	107	107	107	10	10
DIV. I NON-CONF.	6- 5	143	0- 0	297	126	163	163	10	10
TOTALS	RPI 1-25	RPI 26-50	W-L RECORDS	RPI 51-100	RPI 101-999	RPI 150+			
20- 12	0- 1	0- 2	OVERALL	3- 3	17- 6	14- 3			
8- 4	0- 0	0- 1	HOME	1- 1	7- 2	6- 1			
10- 8	0- 1	0- 1	AWAY	1- 2	9- 4	7- 2			
2- 0	0- 0	0- 0	NEUTRAL	1- 0	1- 0	1- 0			
6- 5	0- 1	0- 0	NON-CONFERENCE	0- 1	6- 3	6- 2			
3- 0	0- 0	0- 0	HOME	0- 0	3- 0	3- 0			
3- 5	0- 1	0- 0	AWAY	0- 1	3- 3	3- 2			
0- 0	0- 0	0- 0	NEUTRAL	0- 0	0- 0	0- 0			
14- 7	0- 0	0- 2	CONFERENCE	3- 2	11- 3	8- 1			
5- 4	0- 0	0- 1	HOME	1- 1	4- 2	3- 1			
7- 3	0- 0	0- 1	AWAY	1- 1	6- 1	4- 0			
2- 0	0- 0	0- 0	NEUTRAL	1- 0	1- 0	1- 0			

RPI	S	Opponent	Score	RPI	S	Opponent	Score	RPI	S	Opponent	Score	RPI	S	Opponent	Score	Team's RPI: 107
10	A	Syracuse	55 98	36	A	James Madison	59 71	63	A	Drexel	55 54	123	A	UNCW	73 77	
				36	H	James Madison	56 63	63	H	Drexel	44 77	123	H	UNCW	82 61	
								63	N	Drexel	53 49	138	A	Delaware	59 49	
								79	A	West Virginia	43 90	138	A	Delaware	56 48	
								96	A	Northeastern	68 77	138	H	Delaware	57 70	
								96	H	Northeastern	88 83	147	A	Wake Forest	53 60	
												161	A	William & Mary	82 75	
												161	H	William & Mary	69 80	
												206	H	Massachusetts	78 53	
												217	A	George Washington	63 76	
												221	A	Mt. St. Mary's	78 87	
												222	A	Marshall	76 69	
												230	A	Hofstra	68 56	
												230	H	Hofstra	92 68	
												230	N	Hofstra	69 48	
												236	A	Saint Joseph's	73 52	
												240	A	Elon	59 50	
												240	H	Elon	59 58	
												266	H	Loyola Maryland	62 57	
												283	H	La Salle	92 68	
												296	A	Col. of Charleston	77 61	
												296	H	Col. of Charleston	87 61	
												304	A	UMBC	71 62	
LAST 12 Division I GAMES:																
138	A	Delaware	59 49	240	A	Elon	59 50									
230	N	Hofstra	69 48	161	A	William & Mary	82 75									
63	N	Drexel	53 49	296	H	Col. of Charleston	87 61									
63	H	Drexel	44 77	123	H	UNCW	82 61									
138	H	Delaware	57 70	96	A	Northeastern	68 77									
36	H	James Madison	56 63	230	A	Hofstra	68 56									

Non-Div I Games:

Towson

■ Loss,
 ■ Non-Conf,
 ■ S Site,
 ■ Home
 ■ A Away
 N Neutral

Average RPI Win:	216	WON-LOST	WINNING	LAST 10	STRENGTH OF	OPP. STRENGTH	TEAM	ADJ.	CONF.	ADJ CONF.
Average RPI Loss:	88	RECORD	PCT. RANK	GAMES	SCHEDULE	OF SCHEDULE	RPI	RPI	RPI	RPI
DIV. I ONLY	21- 8	52	0- 1	203	147	93	93	12	12	
DIV. I NON-CONF.	8- 2	52	0- 0	301	209	123	123	14	14	
TOTALS	RPI 1-25	RPI 26-50	W-L RECORDS	RPI 51-100	RPI 101-999	RPI 150+				
21- 8	0- 1	0- 0	OVERALL	2- 5	19- 2	17- 0				
11- 2	0- 0	0- 0	HOME	2- 1	9- 1	8- 0				
8- 5	0- 1	0- 0	AWAY	0- 3	8- 1	7- 0				
2- 1	0- 0	0- 0	NEUTRAL	0- 1	2- 0	2- 0				
8- 2	0- 1	0- 0	NON-CONFERENCE	0- 1	8- 0	8- 0				
3- 1	0- 0	0- 0	HOME	0- 1	3- 0	3- 0				
3- 1	0- 1	0- 0	AWAY	0- 0	3- 0	3- 0				
2- 0	0- 0	0- 0	NEUTRAL	0- 0	2- 0	2- 0				
13- 6	0- 0	0- 0	CONFERENCE	2- 4	11- 2	9- 0				
8- 1	0- 0	0- 0	HOME	2- 0	6- 1	5- 0				
5- 4	0- 0	0- 0	AWAY	0- 3	5- 1	4- 0				
0- 1	0- 0	0- 0	NEUTRAL	0- 1	0- 0	0- 0				

RPI 1-25				RPI 26-50				RPI 51-100				Team's RPI: 93		RPI 101+			
RPI	S	Opponent	Score	RPI	S	Opponent	Score	RPI	S	Opponent	Score			RPI	S	Opponent	Score
21	A	Florida St.	67 103					60	A	Little Rock	72 76			130	A	Appalachian St.	83 72
								60	H	Little Rock	71 66			130	H	Appalachian St.	95 66
								64	H	Middle Tenn.	64 67			144	A	Georgia St.	80 84
								75	A	UT Arlington	65 88			144	H	Georgia St.	70 85
								98	A	South Alabama	77 80			162	A	Texas St.	82 63
								98	H	South Alabama	66 58			179	A	Coastal Caro.	82 81
								98	N	South Alabama	74 87			179	H	Coastal Caro.	89 76
														182	N	Sam Houston St.	84 79
														190	A	Arkansas St.	100 89
														190	H	Arkansas St.	87 79
														215	A	Jacksonville St.	89 63
														239	A	Ole Miss	71 54
														242	A	ETSU	84 66
														268	H	Louisiana	90 64
														269	H	Alabama St.	116 46
														287	A	Ga. Southern	97 81
														287	H	Ga. Southern	100 78
														290	H	Samford	72 52
														300	H	La.-Monroe	78 56
														305	H	Tennessee St.	92 67
														329	N	Mississippi Val.	75 54
LAST 12 Division I GAMES:																	
				98	N	South Alabama	74 87	287	H	Ga. Southern	100 78						
				179	H	Coastal Caro.	89 76	144	H	Georgia St.	70 85						
				130	H	Appalachian St.	95 66	190	A	Arkansas St.	100 89						
				75	A	UT Arlington	65 88	60	A	Little Rock	72 76						
				162	A	Texas St.	82 63	98	A	South Alabama	77 80						
				98	H	South Alabama	66 58	268	H	Louisiana	90 64						

Non-Div I Games: Talladega 91 70

Troy

T
u
l
a
n
e

Tulane				Through Games Of March 16, 2019						
Average RPI Win:	185	WON-LOST	WINNING	LAST 10	STRENGTH OF	OPP. STRENGTH	TEAM	ADJ.	CONF.	ADJ CONF.
Average RPI Loss:	129	RECORD	PCT. RANK	GAMES	SCHEDULE	OF SCHEDULE	RPI	RPI	RPI	RPI
DIV. I ONLY	15- 15	167	0- 1	150	91	169	169	9	9	
DIV. I NON-CONF.	10- 3	59	0- 0	217	127	99	99	8	8	

TOTALS	RPI 1-25	RPI 26-50	W-L RECORDS	RPI 51-100	RPI 101-999	RPI 150+				
15- 15	1- 2	1- 1	OVERALL	1- 1	12- 11	11- 6				
8- 7	1- 1	0- 0	HOME	0- 1	7- 5	6- 3				
4- 6	0- 1	0- 0	AWAY	1- 0	3- 5	3- 3				
3- 2	0- 0	1- 1	NEUTRAL	0- 0	2- 1	2- 0				
10- 3	0- 0	1- 1	NON-CONFERENCE	1- 0	8- 2	7- 1				
6- 1	0- 0	0- 0	HOME	0- 0	6- 1	5- 0				
1- 1	0- 0	0- 0	AWAY	1- 0	0- 1	0- 1				
3- 1	0- 0	1- 1	NEUTRAL	0- 0	2- 0	2- 0				
5- 12	1- 2	0- 0	CONFERENCE	0- 1	4- 9	4- 5				
2- 6	1- 1	0- 0	HOME	0- 1	1- 4	1- 3				
3- 5	0- 1	0- 0	AWAY	0- 0	3- 4	3- 2				
0- 1	0- 0	0- 0	NEUTRAL	0- 0	0- 1	0- 0				

RPI 1-25				RPI 26-50				RPI 51-100				RPI 101+ Team's RPI: 169			
RPI	S	Opponent	Score	RPI	S	Opponent	Score	RPI	S	Opponent	Score	RPI	S	Opponent	Score
6	H	UConn	33 75	32	N	Central Mich.	68 57	77	H	Cincinnati	65 80	110	H	Old Dominion	48 56
15	A	UCF	42 52	41	N	California	57 65	86	A	LSU	56 54	111	A	Houston	82 83
15	H	UCF	61 59									115	A	South Fla.	46 73
												115	H	South Fla.	45 50
												115	N	South Fla.	52 61
												136	H	Washington	63 51
												156	A	Tulsa	67 72
												157	A	Alabama	58 69
												162	H	Texas St.	67 61
												165	A	Temple	66 57
												166	H	Nicholls St.	71 46
												192	A	East Carolina	61 63
												192	H	East Carolina	68 57
												195	H	Southern Miss.	71 54
												227	H	Texas Southern	62 56
												232	A	SMU	61 43
												232	H	SMU	60 64
												234	A	Memphis	62 61
												234	H	Memphis	59 65
												258	H	Wichita St.	44 62
												285	N	Cleveland St.	81 72
												307	H	Fla. Atlantic	88 45
												346	N	Florida A&M	78 34

LAST 12 Division I GAMES:															
115	N	South Fla.	52 61	234	H	Memphis	59 65	15	H	UCF	61 59	156	A	Tulsa	67 72
162	H	Texas St.	67 61	15	H	UCF	61 59	115	H	South Fla.	45 50	192	A	East Carolina	61 63
77	H	Cincinnati	65 80	156	A	Tulsa	67 72	234	A	Memphis	62 61				
15	A	UCF	42 52	115	H	South Fla.	45 50								
232	H	SMU	60 64	192	A	East Carolina	61 63								
111	A	Houston	82 83												

Non-Div I Games:

Tulane

Average RPI Win:	200	WON-LOST	WINNING	LAST 10	STRENGTH OF	OPP. STRENGTH	TEAM	ADJ.	CONF.	ADJ CONF.
Average RPI Loss:	100	RECORD	PCT. RANK	GAMES	SCHEDULE	OF SCHEDULE	RPI	RPI	RPI	RPI
DIV. I ONLY	13- 18	217	1- 0	74	99	156	156	9	9	
DIV. I NON-CONF.	6- 7	172	0- 0	49	101	113	113	8	8	
TOTALS	RPI 1-25	RPI 26-50	W-L RECORDS	RPI 51-100	RPI 101-999	RPI 150+				
13- 18	0- 4	0- 1	OVERALL	0- 6	13- 7	12- 5				
8- 6	0- 1	0- 0	HOME	0- 3	8- 2	7- 2				
3- 11	0- 2	0- 1	AWAY	0- 3	3- 5	3- 3				
2- 1	0- 1	0- 0	NEUTRAL	0- 0	2- 0	2- 0				
6- 7	0- 1	0- 1	NON-CONFERENCE	0- 4	6- 1	5- 1				
4- 2	0- 0	0- 0	HOME	0- 2	4- 0	3- 0				
1- 5	0- 1	0- 1	AWAY	0- 2	1- 1	1- 1				
1- 0	0- 0	0- 0	NEUTRAL	0- 0	1- 0	1- 0				
7- 11	0- 3	0- 0	CONFERENCE	0- 2	7- 6	7- 4				
4- 4	0- 1	0- 0	HOME	0- 1	4- 2	4- 2				
2- 6	0- 1	0- 0	AWAY	0- 1	2- 4	2- 2				
1- 1	0- 1	0- 0	NEUTRAL	0- 0	1- 0	1- 0				

RPI S	Opponent	Score	RPI S	Opponent	Score	RPI S	Opponent	Score	RPI S	Opponent	Score	Team's RPI: 156
6	H UConn	49 68	46	A Belmont	53 78	60	H Little Rock	53 63	111	A Houston	44 76	
15	A UCF	44 60				67	H Arkansas	59 61	115	A South Fla.	48 59	
15	N UCF	54 66				73	A American	52 68	129	H Abilene Christian	75 63	
23	A Arizona St.	52 70				76	A SFA	34 76	157	N Alabama	80 73	
						77	A Cincinnati	47 74	160	A Oral Roberts	76 68	
						77	H Cincinnati	50 70	165	A Temple	64 61	
									165	H Temple	61 75	
									169	H Tulane	72 67	
									184	H Saint Louis	86 75	
									190	A Arkansas St.	60 73	
									192	A East Carolina	75 55	
									192	H East Carolina	60 64	
									209	H Stetson	55 54	
									232	H SMU	49 35	
									234	A Memphis	56 59	
									234	H Memphis	46 39	
									258	A Wichita St.	49 71	
									258	H Wichita St.	63 49	
									258	N Wichita St.	61 50	
									259	H UTEP	66 45	
LAST 12 Division I GAMES:												
258	N	Wichita St.	61	50	6	H	UConn	49	68			
15	N	UCF	54	66	77	A	Cincinnati	47	74			
23	A	Arizona St.	52	70	115	A	South Fla.	48	59			
258	A	Wichita St.	49	71	169	H	Tulane	72	67			
192	H	East Carolina	60	64	232	H	SMU	49	35			
165	A	Temple	64	61	234	A	Memphis	56	59			

Non-Div I Games:

Tulsa

■ Loss,
■ Non-Conf, S Site,
■ Home
■ Away
N Neutral

Average RPI Win:	223	WON-LOST	WINNING	LAST 10	STRENGTH OF	OPP. STRENGTH	TEAM	ADJ.	CONF.	ADJ CONF.
Average RPI Loss:	82	RECORD	PCT. RANK	GAMES	SCHEDULE	OF SCHEDULE	RPI	RPI	RPI	RPI
DIV. I ONLY	24- 6	27	0- 1	278	151	100	100	14	14	
DIV. I NON-CONF.	11- 1	13	0- 0	332	271	118	118	17	17	
TOTALS	RPI 1-25	RPI 26-50	W-L RECORDS	RPI 51-100	RPI 101-999	RPI 150+				
24- 6	0- 0	0- 1	OVERALL	3- 3	21- 2	18- 1				
11- 2	0- 0	0- 1	HOME	2- 0	9- 1	8- 1				
10- 2	0- 0	0- 0	AWAY	1- 1	9- 1	8- 0				
3- 2	0- 0	0- 0	NEUTRAL	0- 2	3- 0	2- 0				
11- 1	0- 0	0- 0	NON-CONFERENCE	1- 1	10- 0	9- 0				
5- 0	0- 0	0- 0	HOME	0- 0	5- 0	4- 0				
4- 0	0- 0	0- 0	AWAY	1- 0	3- 0	3- 0				
2- 1	0- 0	0- 0	NEUTRAL	0- 1	2- 0	2- 0				
13- 5	0- 0	0- 1	CONFERENCE	2- 2	11- 2	9- 1				
6- 2	0- 0	0- 1	HOME	2- 0	4- 1	4- 1				
6- 2	0- 0	0- 0	AWAY	0- 1	6- 1	5- 0				
1- 1	0- 0	0- 0	NEUTRAL	0- 1	1- 0	0- 0				

RPI S	Opponent	Score	RPI S	Opponent	Score	RPI S	Opponent	Score	RPI S	Opponent	Score
			30 H	Rice	43 55	59 N	Tennessee	69 73	105 A	Charlotte	56 60
						64 A	Middle Tenn.	44 60	105 N	Charlotte	70 55
						64 H	Middle Tenn.	77 72	110 A	Old Dominion	69 61
						64 N	Middle Tenn.	65 75	130 H	Appalachian St.	80 61
						66 A	FGCU	62 60	154 N	Oklahoma	89 84
						95 H	Western Ky.	70 63	172 A	Louisiana Tech	95 69
									172 H	Louisiana Tech	68 73
									176 H	North Texas	70 60
									195 H	Southern Miss.	71 60
									222 H	Marshall	77 59
									234 H	Memphis	85 54
									259 A	UTEP	74 48
									259 H	UTEP	68 45
									269 A	Alabama St.	62 47
									290 A	Samford	66 41
									301 H	Alabama A&M	82 47
									302 A	UTSA	59 42
									307 A	Fla. Atlantic	89 64
									312 H	McNeese	91 48
									314 N	Coppin St.	86 61
									322 A	FIU	83 59
									348 A	Chicago St.	90 45
									350 H	Alcorn	80 53
LAST 12 Division I GAMES:											
			64 N	Middle Tenn.	65 75	95 H	Western Ky.	70 63			
			105 N	Charlotte	70 55	222 H	Marshall	77 59			
			59 N	Tennessee	69 73	105 A	Charlotte	56 60			
			172 A	Louisiana Tech	95 69	110 A	Old Dominion	69 61			
			259 H	UTEP	68 45	64 A	Middle Tenn.	44 60			
			64 H	Middle Tenn.	77 72	30 H	Rice	43 55			

Non-Div I Games: Ala.-Huntsville 83 58

UAB

■ Loss,
 ■ Non-Conf,
 ■ S Site,
 ■ H Home
 ■ A Away
 N Neutral

U
C
D
a
v
i
s

U
C
D
a
v
i
s

UC Davis

Page 332

RPI	S	Opponent	Score	
316	H	Cal Poly	87	54
337	H	Seattle U	76	59

U
C
D
a
v
i
s

U
C
D
a
v
i
s

UC Davis

Average RPI Win:	252	WON-LOST	WINNING	LAST 10	STRENGTH OF	OPP. STRENGTH	TEAM	ADJ.	CONF.	ADJ CONF.
Average RPI Loss:	148	RECORD	PCT. RANK	GAMES	SCHEDULE	OF SCHEDULE	RPI	RPI	RPI	RPI
DIV. I ONLY	19- 11	100	1- 0	302	234	170	170	20	20	
DIV. I NON-CONF.	9- 2	43	0- 0	311	256	130	130	20	20	
TOTALS	RPI 1-25	RPI 26-50	W-L RECORDS	RPI 51-100	RPI 101-999	RPI 150+				
19- 11	0- 1	0- 0	OVERALL	0- 3	19- 7	16- 6				
9- 4	0- 0	0- 0	HOME	0- 1	9- 3	8- 3				
6- 6	0- 1	0- 0	AWAY	0- 1	6- 4	5- 3				
4- 1	0- 0	0- 0	NEUTRAL	0- 1	4- 0	3- 0				
9- 2	0- 1	0- 0	NON-CONFERENCE	0- 0	9- 1	8- 1				
4- 1	0- 0	0- 0	HOME	0- 0	4- 1	4- 1				
3- 1	0- 1	0- 0	AWAY	0- 0	3- 0	2- 0				
2- 0	0- 0	0- 0	NEUTRAL	0- 0	2- 0	2- 0				
10- 9	0- 0	0- 0	CONFERENCE	0- 3	10- 6	8- 5				
5- 3	0- 0	0- 0	HOME	0- 1	5- 2	4- 2				
3- 5	0- 0	0- 0	AWAY	0- 1	3- 4	3- 3				
2- 1	0- 0	0- 0	NEUTRAL	0- 1	2- 0	1- 0				

RPI	S	Opponent	Score	RPI	S	Opponent	Score	RPI	S	Opponent	Score	RPI	S	Opponent	Score	Team's RPI: 170
5	A	Oregon	69 115					71	A	UC Davis	57 80	106	A	Portland St.	73 68	
								71	H	UC Davis	44 63	149	A	CSUN	58 68	
								71	N	UC Davis	50 82	149	H	CSUN	65 61	
												149	N	CSUN	59 57	
												159	A	UC Riverside	72 88	
												159	H	UC Riverside	65 66	
												185	A	Hawaii	53 48	
												185	H	Hawaii	68 70	
												189	A	Portland	84 69	
												204	H	UNLV	57 55	
												208	H	San Diego St.	70 78	
												248	N	Indiana St.	77 61	
												264	A	Cal St. Fullerton	58 67	
												264	H	Cal St. Fullerton	65 61	
												272	H	Southern Utah	75 58	
												274	A	Long Beach St.	48 46	
												274	H	Long Beach St.	65 60	
												276	H	CSU Bakersfield	85 78	
												289	A	UC Santa Barbara	52 71	
												289	H	UC Santa Barbara	74 68	
												289	N	UC Santa Barbara	53 46	
												298	A	San Jose St.	74 66	
												316	A	Cal Poly	75 59	
												316	H	Cal Poly	73 57	
												337	H	Seattle U	65 60	
												351	N	LIU Brooklyn	84 71	
LAST 12 Division I GAMES:																
289	N	UC Santa Barbara	53 46	264	A	Cal St. Fullerton	58 67	159	H	UC Riverside	65 66	185	A	Hawaii	53 48	
149	N	CSUN	59 57	289	A	UC Santa Barbara	52 71	274	A	Long Beach St.	48 46	264	H	Cal St. Fullerton	65 61	
71	N	UC Davis	50 82	274	A	Long Beach St.	48 46	276	H	CSU Bakersfield	85 78	289	A	UC Santa Barbara	52 71	
274	H	Long Beach St.	65 60	264	H	Cal St. Fullerton	65 61									
149	A	CSUN	58 68													
71	H	UC Davis	44 63													

Non-Div I Games: LIFE Pacific 105 31

UC Irvine

■ Loss,
■ Non-Conf,
■ S Site,
■ Home
■ A Away
N Neutral

Through Games Of March 16, 2019

RPI 1-25					
RPI	S	Opponent	Score		
5	N	Oregon	44	94	
16	N	Texas A&M	63	70	
RPI 26-50					
RPI	S	Opponent	Score		
27	A	BYU	70	72	
RPI 51-100					
RPI	S	Opponent	Score		
53	A	Southern California	55	73	
71	A	UC Davis	59	72	
71	H	UC Davis	59	67	
RPI 101+ Team's RPI: 159					
RPI	S	Opponent	Score		
124	H	New Mexico St.	65	64	
143	A	Oklahoma St.	51	76	
149	A	CSUN	56	69	
149	H	CSUN	63	51	
170	A	UC Irvine	66	65	
170	H	UC Irvine	88	72	
179	H	Coastal Caro.	62	43	
181	N	Eastern Wash.	57	45	
185	A	Hawaii	60	55	
185	H	Hawaii	44	51	
185	N	Hawaii	58	66	
197	N	Milwaukee	54	56	
214	A	California Baptist	57	65	
264	A	Cal St. Fullerton	75	67	
264	H	Cal St. Fullerton	62	59	
272	H	Southern Utah	56	50	
274	A	Long Beach St.	73	59	
274	H	Long Beach St.	45	63	
274	N	Long Beach St.	67	50	
276	A	CSU Bakersfield	79	67	
289	A	UC Santa Barbara	44	61	
289	H	UC Santa Barbara	73	60	
293	A	Utah Valley	53	56	
313	A	Weber St.	71	39	
316	A	Cal Poly	75	68	
316	H	Cal Poly	80	66	
316	H	Cal Poly	80	66	

UC Riverside

Page 335

Average RPI Win:	229	WON-LOST	WINNING	LAST 10	STRENGTH OF	OPP. STRENGTH	TEAM	ADJ.	CONF.	ADJ CONF.
Average RPI Loss:	170	RECORD	PCT. RANK	GAMES	SCHEDULE	OF SCHEDULE	RPI	RPI	RPI	RPI
DIV. I ONLY	8- 22	290	0- 1	178	249	289	289	20	20	
DIV. I NON-CONF.	3- 10	278	0- 0	150	243	272	272	20	20	
TOTALS	RPI 1-25	RPI 26-50	W-L RECORDS	RPI 51-100	RPI 101-999	RPI 150+				
8- 22	0- 0	0- 2	OVERALL	0- 3	8- 17	7- 13				
6- 8	0- 0	0- 1	HOME	0- 1	6- 6	5- 4				
1- 13	0- 0	0- 1	AWAY	0- 2	1- 10	1- 8				
1- 1	0- 0	0- 0	NEUTRAL	0- 0	1- 1	1- 1				
3- 10	0- 0	0- 2	NON-CONFERENCE	0- 1	3- 7	3- 4				
1- 5	0- 0	0- 1	HOME	0- 0	1- 4	1- 2				
1- 5	0- 0	0- 1	AWAY	0- 1	1- 3	1- 2				
1- 0	0- 0	0- 0	NEUTRAL	0- 0	1- 0	1- 0				
5- 12	0- 0	0- 0	CONFERENCE	0- 2	5- 10	4- 9				
5- 3	0- 0	0- 0	HOME	0- 1	5- 2	4- 2				
0- 8	0- 0	0- 0	AWAY	0- 1	0- 7	0- 6				
0- 1	0- 0	0- 0	NEUTRAL	0- 0	0- 1	0- 1				

RPI S	Opponent	Score	RPI S	Opponent	Score	RPI S	Opponent	Score	RPI S	Opponent	Score	Team's RPI: 289
41	A California	45 69	53	A Southern California	39 82	102	A Pacific	53 69				
48	H Saint Mary's (CA)	55 80	71	A UC Davis	44 80	104	H Loyola Marymount	57 70				
			71	H UC Davis	44 70	124	H New Mexico St.	73 81				
						149	A CSUN	65 73				
						149	H CSUN	61 60				
						159	A UC Riverside	60 73				
						159	H UC Riverside	61 44				
						170	A UC Irvine	68 74				
						170	H UC Irvine	71 52				
						170	N UC Irvine	46 53				
						185	A Hawaii	49 72				
						185	H Hawaii	35 47				
						204	A UNLV	51 69				
						208	A San Diego St.	63 58				
						211	N Dartmouth	62 56				
						214	H California Baptist	64 76				
						264	A Cal St. Fullerton	62 74				
						264	H Cal St. Fullerton	52 59				
						274	A Long Beach St.	53 62				
						274	H Long Beach St.	60 54				
						276	H CSU Bakersfield	48 56				
						293	A Utah Valley	54 63				
						316	A Cal Poly	67 75				
						316	H Cal Poly	44 42				
						342	H Grand Canyon	66 55				
LAST 12 Division I GAMES:												
170	N	UC Irvine	46	53	264	A	Cal St. Fullerton	62	74			
211	N	Dartmouth	62	56	170	H	UC Irvine	71	52			
71	A	UC Davis	44	80	185	A	Hawaii	49	72			
159	H	UC Riverside	61	44	149	H	CSUN	61	60			
316	H	Cal Poly	44	42	71	H	UC Davis	44	70			
274	A	Long Beach St.	53	62	159	A	UC Riverside	60	73			

Non-Div I Games:

UC Santa Barbara

■ Loss,
■ Non-Conf,
■ S Site,
■ Home
■ A Away
N Neutral

Average RPI Win:	153	WON-LOST	WINNING	LAST 10	STRENGTH OF	OPP. STRENGTH	TEAM	ADJ.	CONF.	ADJ CONF.
Average RPI Loss:	38	RECORD	PCT. RANK	GAMES	SCHEDULE	OF SCHEDULE	RPI	RPI	RPI	RPI
DIV. I ONLY	26- 6	20	2- 0	42	79	15	15	9	9	
DIV. I NON-CONF.	11- 2	32	0- 0	42	43	13	13	8	8	
TOTALS	RPI 1-25	RPI 26-50	W-L RECORDS	RPI 51-100	RPI 101-999	RPI 150+				
26- 6	0- 4	1- 1	OVERALL	3- 0	22- 1	13- 1				
11- 1	0- 1	0- 0	HOME	2- 0	9- 0	6- 0				
12- 3	0- 1	1- 1	AWAY	0- 0	11- 1	5- 1				
3- 2	0- 2	0- 0	NEUTRAL	1- 0	2- 0	2- 0				
11- 2	0- 1	1- 1	NON-CONFERENCE	1- 0	9- 0	4- 0				
4- 0	0- 0	0- 0	HOME	1- 0	3- 0	2- 0				
6- 1	0- 0	1- 1	AWAY	0- 0	5- 0	1- 0				
1- 1	0- 1	0- 0	NEUTRAL	0- 0	1- 0	1- 0				
15- 4	0- 3	0- 0	CONFERENCE	2- 0	13- 1	9- 1				
7- 1	0- 1	0- 0	HOME	1- 0	6- 0	4- 0				
6- 2	0- 1	0- 0	AWAY	0- 0	6- 1	4- 1				
2- 1	0- 1	0- 0	NEUTRAL	1- 0	1- 0	1- 0				

RPI	S	Opponent	Score	RPI	S	Opponent	Score	RPI	S	Opponent	Score	RPI	S	Opponent	Score
6	A	UConn	57 93	32	A	Central Mich.	68 75	56	H	Villanova	71 56	102	H	Pacific	64 57
6	H	UConn	41 78	40	A	Quinnipiac	47 45	77	H	Cincinnati	56 55	111	A	Houston	59 50
6	N	UConn	45 66					77	N	Cincinnati	66 58	111	H	Houston	58 56
10	N	Syracuse	52 57									115	A	South Fla.	62 49
												115	H	South Fla.	66 63
												127	A	Pittsburgh	61 58
												134	A	Mercer	76 42
												137	A	Duquesne	71 63
												138	A	Delaware	71 60
												156	H	Tulsa	60 44
												156	N	Tulsa	66 54
												165	H	Temple	62 54
												168	H	Chattanooga	75 37
												169	A	Tulane	59 61
												169	H	Tulane	52 42
												183	N	Liberty	53 45
												192	A	East Carolina	61 58
												209	A	Stetson	78 55
												232	A	SMU	66 54
												232	H	SMU	55 43
												234	A	Memphis	68 55
												258	A	Wichita St.	57 49
												275	H	Richmond	70 48
LAST 12 Division I GAMES:															
156	N	Tulsa	66 54	258	A	Wichita St.	57 49								
77	N	Cincinnati	66 58	6	H	UConn	41 78								
6	N	UConn	45 66	169	A	Tulane	59 61								
111	A	Houston	59 50	232	A	SMU	66 54								
169	H	Tulane	52 42	115	H	South Fla.	66 63								
165	H	Temple	62 54	111	H	Houston	58 56								

Non-Div I Games:

UCF

■ Loss,
 ■ Non-Conf,
 ■ S Site,
 ■ H Home
 ■ A Away
 N Neutral

Average RPI Win: 115	WON-LOST	WINNING	LAST 10	STRENGTH OF	OPP. STRENGTH	TEAM	ADJ.	CONF.	ADJ CONF.
Average RPI Loss: 37	RECORD	PCT. RANK	GAMES	SCHEDULE	OF SCHEDULE	RPI	RPI	RPI	RPI
DIV. I ONLY	20- 12	104	1- 1	12	18	35	35	2	2
DIV. I NON-CONF.	7- 5	132	0- 0	104	36	126	126	2	2

TOTALS	RPI 1-25	RPI 26-50	W-L RECORDS	RPI 51-100	RPI 101-999	RPI 150+			
20- 12	3- 7	3- 2	OVERALL	4- 1	10- 2	5- 0			
11- 5	0- 3	2- 1	HOME	1- 1	8- 0	3- 0			
8- 3	2- 2	1- 0	AWAY	3- 0	2- 1	2- 0			
1- 4	1- 2	0- 1	NEUTRAL	0- 0	0- 1	0- 0			
7- 5	0- 1	1- 2	NON-CONFERENCE	0- 0	6- 2	2- 0			
6- 1	0- 0	1- 1	HOME	0- 0	5- 0	1- 0			
1- 1	0- 0	0- 0	AWAY	0- 0	1- 1	1- 0			
0- 3	0- 1	0- 1	NEUTRAL	0- 0	0- 1	0- 0			
13- 7	3- 6	2- 0	CONFERENCE	4- 1	4- 0	3- 0			
5- 4	0- 3	1- 0	HOME	1- 1	3- 0	2- 0			
7- 2	2- 2	1- 0	AWAY	3- 0	1- 0	1- 0			
1- 1	1- 1	0- 0	NEUTRAL	0- 0	0- 0	0- 0			

RPI 1-25				RPI 26-50				RPI 51-100				RPI 101+			
RPI	S	Opponent	Score	RPI	S	Opponent	Score	RPI	S	Opponent	Score	RPI	S	Opponent	Score
4	A	Stanford	80 86	30	H	Rice	59 50	53	A	Southern California	72 65	104	A	Loyola Marymount	63 69
4	H	Stanford	51 65	37	N	North Carolina	49 83	53	H	Southern California	67 72	112	H	Georgia	80 69
5	A	Oregon	74 69	41	A	California	84 79	80	A	Arizona	98 93	115	N	South Fla.	56 60
5	H	Oregon	52 72	41	H	California	80 74	89	A	Utah	100 90	121	H	Fresno St.	89 80
5	N	Oregon	83 88	47	H	Indiana	65 67	89	H	Utah	76 60	136	H	Washington	76 60
22	N	Kentucky	74 75									142	H	Seton Hall	78 62
23	A	Arizona St.	61 59									143	H	Oklahoma St.	71 59
23	N	Arizona St.	73 69									158	H	Washington St.	83 56
24	A	Oregon St.	72 75									178	A	Colorado	64 60
24	H	Oregon St.	73 83									178	H	Colorado	84 50
												316	H	Cal Poly	81 35
												339	A	UIC	78 47
LAST 12 Division I GAMES:															
23	N	Arizona St.	73 69	41	H	California	80 74								
5	N	Oregon	83 88	4	H	Stanford	51 65								
178	H	Colorado	84 50	89	A	Utah	100 90								
89	H	Utah	76 60	178	A	Colorado	64 60								
24	A	Oregon St.	72 75	136	H	Washington	76 60								
5	A	Oregon	74 69	158	H	Washington St.	83 56								

Non-Div I Games:

UCLA

■ Loss,
 ■ Non-Conf,
 ■ S Site,
 ■ H Home
 ■ A Away
 N Neutral

Average RPI Win:	124	WON-LOST	WINNING	LAST 10	STRENGTH OF	OPP. STRENGTH	TEAM	ADJ.	CONF.	ADJ CONF.
Average RPI Loss:	3	RECORD	PCT. RANK	GAMES	SCHEDULE	OF SCHEDULE	RPI	RPI	RPI	RPI
DIV. I ONLY	31- 2	2	1- 0	30	38	6	6	9	9	
DIV. I NON-CONF.	12- 2	31	0- 0	32	1	8	8	8	8	
TOTALS	RPI 1-25	RPI 26-50	W-L RECORDS	RPI 51-100	RPI 101-999	RPI 150+				
31- 2	6- 2	1- 0	OVERALL	3- 0	21- 0	13- 0				
12- 0	3- 0	0- 0	HOME	1- 0	8- 0	4- 0				
12- 2	2- 2	1- 0	AWAY	1- 0	8- 0	6- 0				
7- 0	1- 0	0- 0	NEUTRAL	1- 0	5- 0	3- 0				
12- 2	3- 2	1- 0	NON-CONFERENCE	1- 0	7- 0	4- 0				
4- 0	2- 0	0- 0	HOME	0- 0	2- 0	0- 0				
4- 2	1- 2	1- 0	AWAY	0- 0	2- 0	2- 0				
4- 0	0- 0	0- 0	NEUTRAL	1- 0	3- 0	2- 0				
19- 0	3- 0	0- 0	CONFERENCE	2- 0	14- 0	9- 0				
8- 0	1- 0	0- 0	HOME	1- 0	6- 0	4- 0				
8- 0	1- 0	0- 0	AWAY	1- 0	6- 0	4- 0				
3- 0	1- 0	0- 0	NEUTRAL	0- 0	2- 0	1- 0				

RPI 1-25				Team's RPI: 6		RPI 26-50				RPI 51-100				RPI 101+			
RPI	S	Opponent	Score	RPI	S	Opponent	Score	RPI	S	Opponent	Score	RPI	S	Opponent	Score		
1	A	Notre Dame	89 71	41	A	California	76 66	77	A	Cincinnati	65 55	101	H	Ohio St.	85 53		
2	A	Baylor	57 68					77	H	Cincinnati	82 38	111	A	Houston	81 61		
3	A	Louisville	69 78					90	N	Purdue	86 40	111	H	Houston	83 61		
15	A	UCF	78 41									115	A	South Fla.	57 47		
15	H	UCF	93 57									115	H	South Fla.	63 46		
15	N	UCF	66 45									115	N	South Fla.	81 45		
18	H	South Carolina	97 79									117	N	St. John's (NY)	65 55		
20	H	DePaul	99 63									142	H	Seton Hall	99 61		

Non-Div I Games:

UConn

■ Loss,
 ■ Non-Conf, S Site,
 ■ Home
 ■ Away
 N Neutral

Average RPI Win:	315	WON-LOST	WINNING	LAST 10	STRENGTH OF	OPP. STRENGTH	TEAM	ADJ.	CONF.	ADJ CONF.
Average RPI Loss:	178	RECORD	PCT. RANK	GAMES	SCHEDULE	OF SCHEDULE	RPI	RPI	RPI	RPI
DIV. I ONLY	3- 26	345	0- 1	287	217	339	339	21	21	
DIV. I NON-CONF.	2- 9	297	0- 0	246	200	310	310	19	19	
TOTALS	RPI 1-25	RPI 26-50	W-L RECORDS	RPI 51-100	RPI 101-999	RPI 150+				
3- 26	0- 1	0- 2	OVERALL	0- 4	3- 19	3- 14				
2- 11	0- 0	0- 2	HOME	0- 2	2- 7	2- 5				
1- 13	0- 1	0- 0	AWAY	0- 2	1- 10	1- 7				
0- 2	0- 0	0- 0	NEUTRAL	0- 0	0- 2	0- 2				
2- 9	0- 1	0- 2	NON-CONFERENCE	0- 0	2- 6	2- 5				
1- 3	0- 0	0- 2	HOME	0- 0	1- 1	1- 1				
1- 4	0- 1	0- 0	AWAY	0- 0	1- 3	1- 2				
0- 2	0- 0	0- 0	NEUTRAL	0- 0	0- 2	0- 2				
1- 17	0- 0	0- 0	CONFERENCE	0- 4	1- 13	1- 9				
1- 8	0- 0	0- 0	HOME	0- 2	1- 6	1- 4				
0- 9	0- 0	0- 0	AWAY	0- 2	0- 7	0- 5				
0- 0	0- 0	0- 0	NEUTRAL	0- 0	0- 0	0- 0				

RPI 1-25				RPI 26-50				RPI 51-100				RPI 101+ Team's RPI: 339			
RPI	S	Opponent	Score	RPI	S	Opponent	Score	RPI	S	Opponent	Score	RPI	S	Opponent	Score
12	A	Marquette	32 96	35	H	UCLA	47 78	58	A	Wright St.	47 72	116	A	Northwestern	44 87
				44	H	Miami (OH)	56 65	58	H	Wright St.	46 79	122	A	Youngstown St.	29 81
								69	A	Green Bay	32 62	122	H	Youngstown St.	59 83
								69	H	Green Bay	53 77	135	A	IUPUI	43 71
												135	H	IUPUI	44 73
												196	A	Eastern Mich.	38 52
												197	A	Milwaukee	53 72
												197	H	Milwaukee	37 48
												244	A	Northern Ky.	44 78
												244	H	Northern Ky.	49 67
												247	N	Jackson St.	57 72
												248	A	Indiana St.	53 60
												254	H	Loyola Chicago	60 75
												284	N	Fairfield	60 68
												285	A	Cleveland St.	53 71
												285	H	Cleveland St.	48 74
												303	H	Valparaiso	75 65
												310	A	Oakland	57 74
												310	H	Oakland	69 65
												331	A	Evansville	62 54
												336	A	Detroit Mercy	45 62
												336	H	Detroit Mercy	36 42
LAST 12 Division I GAMES:															
				69	H	Green Bay	53 77	285	H	Cleveland St.	48 74				
				197	H	Milwaukee	37 48	244	A	Northern Ky.	44 78				
				135	H	IUPUI	44 73	58	A	Wright St.	47 72				
				310	A	Oakland	57 74	197	A	Milwaukee	53 72				
				336	A	Detroit Mercy	45 62	69	A	Green Bay	32 62				
				122	H	Youngstown St.	59 83	135	A	IUPUI	43 71				

Non-Div I Games:

UIC

■ Loss,
■ Non-Conf,
■ S Site,
■ H Home
■ A Away
N Neutral

Average RPI Win:	299	WON-LOST	WINNING	LAST 10	STRENGTH OF	OPP. STRENGTH	TEAM	ADJ.	CONF.	ADJ CONF.
Average RPI Loss:	175	RECORD	PCT. RANK	GAMES	SCHEDULE	OF SCHEDULE	RPI	RPI	RPI	RPI
DIV. I ONLY	7- 20	295	0- 1	276	257	304	304	23	23	
DIV. I NON-CONF.	4- 6	212	0- 0	268	259	255	255	25	25	
TOTALS	RPI 1-25	RPI 26-50	W-L RECORDS	RPI 51-100	RPI 101-999	RPI 150+				
7- 20	0- 1	0- 0	OVERALL	0- 3	7- 16	7- 10				
2- 10	0- 0	0- 0	HOME	0- 1	2- 9	2- 6				
3- 10	0- 1	0- 0	AWAY	0- 2	3- 7	3- 4				
2- 0	0- 0	0- 0	NEUTRAL	0- 0	2- 0	2- 0				
4- 6	0- 1	0- 0	NON-CONFERENCE	0- 1	4- 4	4- 3				
0- 4	0- 0	0- 0	HOME	0- 0	0- 4	0- 3				
2- 2	0- 1	0- 0	AWAY	0- 1	2- 0	2- 0				
2- 0	0- 0	0- 0	NEUTRAL	0- 0	2- 0	2- 0				
3- 14	0- 0	0- 0	CONFERENCE	0- 2	3- 12	3- 7				
2- 6	0- 0	0- 0	HOME	0- 1	2- 5	2- 3				
1- 8	0- 0	0- 0	AWAY	0- 1	1- 7	1- 4				
0- 0	0- 0	0- 0	NEUTRAL	0- 0	0- 0	0- 0				

RPI 1-25				RPI 26-50				RPI 51-100				RPI 101+ Team's RPI: 304			
RPI	S	Opponent	Score	RPI	S	Opponent	Score	RPI	S	Opponent	Score	RPI	S	Opponent	Score
14	A	Maryland	61 92					54	A	Maine	44 84	103	A	Hartford	48 65
								54	H	Maine	45 58	103	A	Hartford	47 92
								73	A	American	42 64	103	H	Hartford	52 66
												107	H	Towson	62 71
												139	A	Stony Brook	44 57
												139	H	Stony Brook	59 70
												205	H	UMES	67 73
												221	H	Mt. St. Mary's	52 65
												230	H	Hofstra	42 45
												237	A	Albany (NY)	44 64
												237	H	Albany (NY)	69 60
												255	A	Binghamton	45 67
												255	H	Binghamton	46 58
												279	A	Vermont	50 58
												279	H	Vermont	44 58
												292	N	Kennesaw St.	57 53
												302	N	UTSA	72 58
												311	A	Morgan St.	73 68
												314	A	Coppin St.	57 52
												318	A	New Hampshire	55 47
												318	H	New Hampshire	64 62
												328	A	UMass Lowell	41 62
												328	H	UMass Lowell	55 67
LAST 12 Division I GAMES:															
103	A	Hartford	48 65	255	H	Binghamton	46 58								
318	A	New Hampshire	55 47	54	H	Maine	45 58								
139	H	Stony Brook	59 70	103	A	Hartford	47 92								
237	H	Albany (NY)	69 60	139	A	Stony Brook	44 57								
279	A	Vermont	50 58	318	H	New Hampshire	64 62								
328	A	UMass Lowell	41 62	279	H	Vermont	44 58								

Non-Div I Games: Notre Dame (MD) 81 43 Eastern 81 42 Gettysburg 65 51

UMBC

Loss, Non-Conf, S Site, H Home A Away N Neutral

Average RPI Win:	291	WON-LOST	WINNING	LAST 10	STRENGTH OF	OPP. STRENGTH	TEAM	ADJ.	CONF.	ADJ CONF.
Average RPI Loss:	183	RECORD	PCT. RANK	GAMES	SCHEDULE	OF SCHEDULE	RPI	RPI	RPI	RPI
DIV. I ONLY	15- 14	157	1- 1	307	321	205	205	32	32	
DIV. I NON-CONF.	2- 9	297	0- 0	229	60	259	259	32	32	
TOTALS	RPI 1-25	RPI 26-50	W-L RECORDS	RPI 51-100	RPI 101-999	RPI 150+				
15- 14	0- 3	0- 0	OVERALL	0- 1	15- 10	15- 9				
6- 3	0- 1	0- 0	HOME	0- 0	6- 2	6- 2				
8- 10	0- 2	0- 0	AWAY	0- 1	8- 7	8- 6				
1- 1	0- 0	0- 0	NEUTRAL	0- 0	1- 1	1- 1				
2- 9	0- 3	0- 0	NON-CONFERENCE	0- 1	2- 5	2- 4				
0- 1	0- 1	0- 0	HOME	0- 0	0- 0	0- 0				
2- 8	0- 2	0- 0	AWAY	0- 1	2- 5	2- 4				
0- 0	0- 0	0- 0	NEUTRAL	0- 0	0- 0	0- 0				
13- 5	0- 0	0- 0	CONFERENCE	0- 0	13- 5	13- 5				
6- 2	0- 0	0- 0	HOME	0- 0	6- 2	6- 2				
6- 2	0- 0	0- 0	AWAY	0- 0	6- 2	6- 2				
1- 1	0- 0	0- 0	NEUTRAL	0- 0	1- 1	1- 1				

RPI	S	Opponent	Score	RPI	S	Opponent	Score	RPI	S	Opponent	Score	RPI	S	Opponent	Score	Team's RPI: 205
10	A	Syracuse	51 96					70	A	Georgetown	55 74	147	A	Wake Forest	67 78	
19	A	Miami (FL)	53 71									192	A	East Carolina	69 84	
25	H	Buffalo	63 69									201	A	Bethune-Cookman	64 52	
												201	N	Bethune-Cookman	47 58	
												203	A	N.C. A&T	58 70	
												203	H	N.C. A&T	49 51	
												221	A	Mt. St. Mary's	86 73	
												226	A	George Mason	49 70	
												229	A	Howard	80 73	
												229	H	Howard	80 72	
												251	A	Norfolk St.	59 43	
												275	A	Richmond	55 57	
												299	H	South Carolina St.	63 43	
												299	N	South Carolina St.	57 34	
												304	A	UMBC	73 67	
												311	A	Morgan St.	73 68	
												311	H	Morgan St.	53 57	
												314	H	Coppin St.	74 54	
												335	A	N.C. Central	69 61	
												335	H	N.C. Central	59 49	
												338	A	Longwood	71 83	
												340	A	Delaware St.	62 65	
												340	H	Delaware St.	69 58	
												345	H	Savannah St.	78 46	
												346	A	Florida A&M	68 36	
LAST 12 Division I GAMES:																
299	N	South Carolina St.	57 34	203	A	N.C. A&T	58 70									
201	N	Bethune-Cookman	47 58	335	A	N.C. Central	69 61									
340	H	Delaware St.	69 58	345	H	Savannah St.	78 46									
311	H	Morgan St.	53 57	299	H	South Carolina St.	63 43									
340	A	Delaware St.	62 65	229	A	Howard	80 73									
314	H	Coppin St.	74 54	251	A	Norfolk St.	59 43									

Non-Div I Games: Regent 72 16 Cheyney 88 39

UMES

Loss, Non-Conf, S Site, H Home A Away N Neutral

Average RPI Win:	295	WON-LOST	WINNING	LAST 10	STRENGTH OF	OPP. STRENGTH	TEAM	ADJ.	CONF.	ADJ CONF.
Average RPI Loss:	164	RECORD	PCT. RANK	GAMES	SCHEDULE	OF SCHEDULE	RPI	RPI	RPI	RPI
DIV. I ONLY	14- 15	186	1- 0	277	318	228	228	30	30	
DIV. I NON-CONF.	4- 7	228	0- 0	165	212	206	206	30	30	
TOTALS	RPI 1-25	RPI 26-50	W-L RECORDS	RPI 51-100	RPI 101-999	RPI 150+				
14- 15	0- 0	0- 2	OVERALL	0- 0	14- 13	14- 9				
6- 6	0- 0	0- 0	HOME	0- 0	6- 6	6- 4				
7- 8	0- 0	0- 2	AWAY	0- 0	7- 6	7- 5				
1- 1	0- 0	0- 0	NEUTRAL	0- 0	1- 1	1- 0				
4- 7	0- 0	0- 2	NON-CONFERENCE	0- 0	4- 5	4- 4				
2- 2	0- 0	0- 0	HOME	0- 0	2- 2	2- 1				
2- 5	0- 0	0- 2	AWAY	0- 0	2- 3	2- 3				
0- 0	0- 0	0- 0	NEUTRAL	0- 0	0- 0	0- 0				
10- 8	0- 0	0- 0	CONFERENCE	0- 0	10- 8	10- 5				
4- 4	0- 0	0- 0	HOME	0- 0	4- 4	4- 3				
5- 3	0- 0	0- 0	AWAY	0- 0	5- 3	5- 2				
1- 1	0- 0	0- 0	NEUTRAL	0- 0	1- 1	1- 0				

RPI 1-25			RPI 26-50			RPI 51-100			RPI 101+			Team's RPI: 228
RPI	S	Opponent	Score	RPI	S	Opponent	Score	RPI	S	Opponent	Score	
				30	A	Missouri	59 66					
				33	A	Kansas St.	50 61					
LAST 12 Division I GAMES:												
293	N	Utah Valley	78 75	337	H	Seattle U	83 66	321	A	North Dakota St.	69 59	
124	N	New Mexico St.	80 91	276	A	CSU Bakersfield	71 85	337	A	Seattle U	86 62	
348	H	Chicago St.	100 50	342	A	Grand Canyon	65 56	337	H	Seattle U	83 66	
212	A	UTRGV	64 67	214	H	California Baptist	92 95	342	A	Grand Canyon	65 56	
124	A	New Mexico St.	61 68	212	H	UTRGV	56 75	342	H	Grand Canyon	73 45	
293	H	Utah Valley	97 64	124	H	New Mexico St.	86 90	348	A	Chicago St.	111 58	

Non-Div I Games: Peru St. 98 62 Mo.-St. Louis 92 63

UMKC

Loss, Non-Conf, S Site, H Home A Away N Neutral










































































RPI	S	Opponent	Score
348	H	Chicago St.	100 50

U
M
K
C

U
M
K
C

UMKC

Average RPI Win:	299	WON-LOST	WINNING	LAST 10	STRENGTH OF	OPP. STRENGTH	TEAM	ADJ.	CONF.	ADJ CONF.
Average RPI Loss:	194	RECORD	PCT. RANK	GAMES	SCHEDULE	OF SCHEDULE	RPI	RPI	RPI	RPI
DIV. I ONLY	6- 22	311	0- 1	299	298	328	328	23	23	
DIV. I NON-CONF.	3- 9	271	0- 0	296	337	307	307	25	25	
TOTALS	RPI 1-25	RPI 26-50	W-L RECORDS	RPI 51-100	RPI 101-999	RPI 150+				
6- 22	0- 0	0- 0	OVERALL	0- 3	6- 19	6- 13				
3- 9	0- 0	0- 0	HOME	0- 1	3- 8	3- 5				
3- 13	0- 0	0- 0	AWAY	0- 2	3- 11	3- 8				
0- 0	0- 0	0- 0	NEUTRAL	0- 0	0- 0	0- 0				
3- 9	0- 0	0- 0	NON-CONFERENCE	0- 1	3- 8	3- 6				
1- 3	0- 0	0- 0	HOME	0- 0	1- 3	1- 2				
2- 6	0- 0	0- 0	AWAY	0- 1	2- 5	2- 4				
0- 0	0- 0	0- 0	NEUTRAL	0- 0	0- 0	0- 0				
3- 13	0- 0	0- 0	CONFERENCE	0- 2	3- 11	3- 7				
2- 6	0- 0	0- 0	HOME	0- 1	2- 5	2- 3				
1- 7	0- 0	0- 0	AWAY	0- 1	1- 6	1- 4				
0- 0	0- 0	0- 0	NEUTRAL	0- 0	0- 0	0- 0				

RPI 1-25			RPI 26-50			RPI 51-100			RPI 101+			Team's RPI: 328
RPI	S	Opponent	Score	RPI	S	Opponent	Score	RPI	S	Opponent	Score	
						54  Maine	45  79	103  Hartford		45  69		
						54  Maine	41  60	103  Hartford		44  66		
						74  Butler	36  89	120  Providence		47  71		
								139  Stony Brook		56  76		
								139  Stony Brook		47  64		
								142  Seton Hall		57  90		
								173  Holy Cross		54  63		
								200  Cornell		54  63		
								206  Massachusetts		62 59		
								211  Dartmouth		54  70		
								237  Albany (NY)		56  63		
								237  Albany (NY)		53  56		
								250  Colgate		52  61		
								255  Binghamton		53  58		
								255  Binghamton		50  70		
								279  Vermont		42  52		
								279  Vermont		54 51		
								294  Bryant		57  58		
								304  UMBC		67 55		
								304  UMBC		62 41		
								311  Morgan St.		49  61		
								318  New Hampshire		46  54		
								318  New Hampshire		53  56		
								347  Saint Peter's		59 57		
								351  LIU Brooklyn		69 64		
LAST 12 Division I GAMES:												
						54  Maine	41  60	318  New Hampshire		46  54		
						103  Hartford	45  69	279  Vermont		42  52		
						255  Binghamton	53  58	54  Maine		45  79		
						304  UMBC	62 41	255  Binghamton		50  70		
						237  Albany (NY)	53  56	103  Hartford		44  66		
						139  Stony Brook	47  64	237  Albany (NY)		56  63		

Non-Div I Games: Fisher 79 45

UMass Lowell

UNC Asheville

Through Games Of March 16, 2019

Average RPI Win:	277	WON-LOST	WINNING	LAST 10	STRENGTH OF	OPP. STRENGTH	TEAM	ADJ.	CONF.	ADJ CONF.
Average RPI Loss:	142	RECORD	PCT. RANK	GAMES	SCHEDULE	OF SCHEDULE	RPI	RPI	RPI	RPI
DIV. I ONLY	16- 14	148	1- 1	216	307	174	174	27	27	
DIV. I NON-CONF.	4- 6	212	0- 0	124	263	190	190	29	29	
TOTALS	RPI 1-25	RPI 26-50	W-L RECORDS	RPI 51-100	RPI 101-999	RPI 150+				
16- 14	0- 0	0- 0	OVERALL	0- 5	16- 9	14- 5				
12- 2	0- 0	0- 0	HOME	0- 1	12- 1	10- 1				
4- 12	0- 0	0- 0	AWAY	0- 4	4- 8	4- 4				
0- 0	0- 0	0- 0	NEUTRAL	0- 0	0- 0	0- 0				
4- 6	0- 0	0- 0	NON-CONFERENCE	0- 2	4- 4	3- 1				
4- 0	0- 0	0- 0	HOME	0- 0	4- 0	3- 0				
0- 6	0- 0	0- 0	AWAY	0- 2	0- 4	0- 1				
0- 0	0- 0	0- 0	NEUTRAL	0- 0	0- 0	0- 0				
12- 8	0- 0	0- 0	CONFERENCE	0- 3	12- 5	11- 4				
8- 2	0- 0	0- 0	HOME	0- 1	8- 1	7- 1				
4- 6	0- 0	0- 0	AWAY	0- 2	4- 4	4- 3				
0- 0	0- 0	0- 0	NEUTRAL	0- 0	0- 0	0- 0				

RPI 1-25				RPI 26-50				RPI 51-100				RPI 101+				Team's RPI: 174	
RPI	S	Opponent	Score	RPI	S	Opponent	Score	RPI	S	Opponent	Score	RPI	S	Opponent	Score		
								59	A	Tennessee	46 73	105	A	Charlotte	53 70		
								64	A	Middle Tenn.	46 67	114	A	High Point	81 82		
								81	A	Radford	52 59	114	H	High Point	67 56		
								81	A	Radford	46 60	134	A	Mercer	47 61		
								81	H	Radford	44 45	146	A	Tennessee Tech	53 60		
												150	H	Davidson	69 56		
												193	A	Furman	47 58		
												198	A	Campbell	48 49		
												198	H	Campbell	60 52		
												202	H	Hampton	58 61		
												242	H	ETSU	56 55		
												243	A	Gardner-Webb	59 69		
												243	H	Gardner-Webb	72 56		
												257	H	Wofford	60 46		
												280	A	Charleston So.	59 70		
												280	H	Charleston So.	62 45		
												306	A	Winthrop	55 43		
												306	H	Winthrop	70 36		
												315	A	Presbyterian	52 43		
												315	H	Presbyterian	51 45		
												338	A	Longwood	68 57		
												338	H	Longwood	80 55		
												341	H	Western Caro.	74 49		
												343	A	USC Upstate	93 86		
												343	H	USC Upstate	56 53		
LAST 12 Division I GAMES:																	
				243	H	Gardner-Webb	72 56					338	A	Longwood	68 57		
				81	A	Radford	52 59					306	A	Winthrop	55 43		
				114	A	High Point	81 82					315	H	Presbyterian	51 45		
				280	H	Charleston So.	62 45					198	A	Campbell	48 49		
				81	H	Radford	44 45					280	A	Charleston So.	59 70		
				343	H	USC Upstate	56 53					306	H	Winthrop	70 36		

Non-Div I Games: Warren Wilson 92 31

UNC Asheville

Loss, Non-Conf, S Site, H Home A Away N Neutral

UNC Greensboro

Through Games Of March 16, 2019

Average RPI Win:	254	WON-LOST	WINNING	LAST 10	STRENGTH OF	OPP. STRENGTH	TEAM	ADJ.	CONF.	ADJ CONF.
Average RPI Loss:	188	RECORD	PCT. RANK	GAMES	SCHEDULE	OF SCHEDULE	RPI	RPI	RPI	RPI
DIV. I ONLY	7- 19	289	0- 1	288	251	309	309	28	28	
DIV. I NON-CONF.	2- 9	297	0- 0	177	231	286	286	24	24	
TOTALS	RPI 1-25	RPI 26-50	W-L RECORDS	RPI 51-100	RPI 101-999	RPI 150+				
7- 19	0- 0	0- 1	OVERALL	0- 0	7- 18	7- 12				
5- 4	0- 0	0- 0	HOME	0- 0	5- 4	5- 3				
1- 13	0- 0	0- 1	AWAY	0- 0	1- 12	1- 8				
1- 2	0- 0	0- 0	NEUTRAL	0- 0	1- 2	1- 1				
2- 9	0- 0	0- 1	NON-CONFERENCE	0- 0	2- 8	2- 4				
1- 1	0- 0	0- 0	HOME	0- 0	1- 1	1- 1				
0- 7	0- 0	0- 1	AWAY	0- 0	0- 6	0- 3				
1- 1	0- 0	0- 0	NEUTRAL	0- 0	1- 1	1- 0				
5- 10	0- 0	0- 0	CONFERENCE	0- 0	5- 10	5- 8				
4- 3	0- 0	0- 0	HOME	0- 0	4- 3	4- 2				
1- 6	0- 0	0- 0	AWAY	0- 0	1- 6	1- 5				
0- 1	0- 0	0- 0	NEUTRAL	0- 0	0- 1	0- 1				

RPI 1-25			RPI 26-50			RPI 51-100			RPI 101+ Team's RPI: 309		
RPI	S	Opponent	Score	RPI	S	Opponent	Score	RPI	S	Opponent	Score
				37	A	North Carolina	62 83				
								114	A	High Point	75 82
								130	A	Appalachian St.	65 68
								134	A	Mercer	73 85
								134	H	Mercer	58 71
								142	N	Seton Hall	64 71
								144	A	Georgia St.	63 70
								168	A	Chattanooga	54 64
								168	H	Chattanooga	53 49
								168	N	Chattanooga	62 72
								179	H	Coastal Caro.	71 78
								183	H	Liberty	48 45
								193	A	Furman	61 64
								193	H	Furman	49 59
								196	N	Eastern Mich.	49 44
								198	A	Campbell	49 53
								242	A	ETSU	76 85
								242	H	ETSU	67 72
								257	A	Wofford	66 93
								257	H	Wofford	77 61
								275	A	Richmond	48 59
								290	A	Samford	53 57
								290	H	Samford	55 54
								335	A	N.C. Central	57 66
								341	A	Western Caro.	66 42
								341	H	Western Caro.	71 59
LAST 12 Division I GAMES:											
				168	N	Chattanooga	62 72	193	H	Furman	49 59
				242	H	ETSU	67 72	257	H	Wofford	77 61
				168	H	Chattanooga	53 49	168	A	Chattanooga	54 64
				341	A	Western Caro.	66 42	242	A	ETSU	76 85
				290	A	Samford	53 57	341	H	Western Caro.	71 59
				134	A	Mercer	73 85	134	H	Mercer	58 71

Non-Div I Games: Pfeiffer 92 23 UNC Pembroke 72 32 Lees-McRae 92 36 Young Harris 62 29
 UNC Greensboro

Loss, Non-Conf, S Site, H Home A Away N Neutral

Average RPI Win: 225	WON-LOST	WINNING	LAST 10	STRENGTH OF	OPP. STRENGTH	TEAM	ADJ.	CONF.	ADJ CONF.
Average RPI Loss: 88	RECORD	PCT. RANK	GAMES	SCHEDULE	OF SCHEDULE	RPI	RPI	RPI	RPI
DIV. I ONLY	16- 12	129	0- 1	154	121	123	123	10	10
DIV. I NON-CONF.	5- 4	139	0- 0	285	227	169	169	10	10
TOTALS	RPI 1-25	RPI 26-50	W-L RECORDS	RPI 51-100	RPI 101-999	RPI 150+			
16- 12	0- 0	1- 3	OVERALL	1- 5	14- 4	12- 1			
11- 1	0- 0	1- 0	HOME	1- 1	9- 0	7- 0			
5- 10	0- 0	0- 3	AWAY	0- 3	5- 4	5- 1			
0- 1	0- 0	0- 0	NEUTRAL	0- 1	0- 0	0- 0			
5- 4	0- 0	0- 2	NON-CONFERENCE	0- 1	5- 1	5- 0			
3- 0	0- 0	0- 0	HOME	0- 0	3- 0	3- 0			
2- 4	0- 0	0- 2	AWAY	0- 1	2- 1	2- 0			
0- 0	0- 0	0- 0	NEUTRAL	0- 0	0- 0	0- 0			
11- 8	0- 0	1- 1	CONFERENCE	1- 4	9- 3	7- 1			
8- 1	0- 0	1- 0	HOME	1- 1	6- 0	4- 0			
3- 6	0- 0	0- 1	AWAY	0- 2	3- 3	3- 1			
0- 1	0- 0	0- 0	NEUTRAL	0- 1	0- 0	0- 0			

RPI S	Opponent	Score	RPI S	Opponent	Score	RPI S	Opponent	Score	RPI S	Opponent	Score	Team's RPI: 123
34	A Ohio	72 95	63	A Drexel	55 67	107	A Towson	61 82				
36	A James Madison	51 58	63	H Drexel	53 65	107	H Towson	77 73				
36	H James Madison	66 63	92	A VCU	47 58	127	A Pittsburgh	56 60				
37	A North Carolina	55 82	96	A Northeastern	54 83	138	A Delaware	53 65				
			96	H Northeastern	83 70	138	H Delaware	72 64				
			96	N Northeastern	64 75	161	A William & Mary	64 70				
						161	H William & Mary	66 58				
						192	A East Carolina	71 68				
						230	A Hofstra	61 51				
						230	H Hofstra	89 54				
						240	A Elon	75 70				
						240	H Elon	76 51				
						296	A Col. of Charleston	66 62				
						296	H Col. of Charleston	71 49				
						315	H Presbyterian	63 48				
						335	A N.C. Central	89 82				
						338	H Longwood	35 33				
						342	H Grand Canyon	77 55				
LAST 12 Division I GAMES:												
96	N Northeastern	64 75	36	A James Madison	51 58							
296	A Col. of Charleston	66 62	107	A Towson	61 82							
230	A Hofstra	61 51	161	H William & Mary	66 58							
96	A Northeastern	54 83	240	H Elon	76 51							
138	H Delaware	72 64	96	H Northeastern	83 70							
63	H Drexel	53 65	230	H Hofstra	89 54							

Non-Div I Games: Fayetteville St. 72 54 Belmont Abbey 74 58

UNCW

Loss, Non-Conf, S Site, H Home A Away N Neutral

UNI				STRENGTH OF SCHEDULE	OPP. STRENGTH OF SCHEDULE	TEAM RPI	ADJ. RPI	CONF. RPI	ADJ CONF. RPI
Average RPI Win:	223	WON-LOST RECORD	WINNING PCT. RANK						
Average RPI Loss:	59		LAST 10 GAMES						
DIV. I ONLY	19- 12	108	0- 1	90	128	88	88	13	13
DIV. I NON-CONF.	6- 5	143	0- 0	61	41	68	68	15	15
<hr/>									
TOTALS	RPI 1-25	RPI 26-50	W-L RECORDS	RPI 51-100	RPI 101-999	RPI 150+			
19- 12	0- 4	0- 2	OVERALL	1- 3	18- 3	16- 0			
10- 3	0- 1	0- 0	HOME	1- 1	9- 1	8- 0			
8- 7	0- 3	0- 1	AWAY	0- 1	8- 2	7- 0			
1- 2	0- 0	0- 1	NEUTRAL	0- 1	1- 0	1- 0			
6- 5	0- 2	0- 2	NON-CONFERENCE	1- 0	5- 1	3- 0			
4- 0	0- 0	0- 0	HOME	1- 0	3- 0	2- 0			
2- 4	0- 2	0- 1	AWAY	0- 0	2- 1	1- 0			
0- 1	0- 0	0- 1	NEUTRAL	0- 0	0- 0	0- 0			
13- 7	0- 2	0- 0	CONFERENCE	0- 3	13- 2	13- 0			
6- 3	0- 1	0- 0	HOME	0- 1	6- 1	6- 0			
6- 3	0- 1	0- 0	AWAY	0- 1	6- 1	6- 0			
1- 1	0- 0	0- 0	NEUTRAL	0- 1	1- 0	1- 0			

RPI 1-25				RPI 26-50				RPI 51-100 Team's RPI: 88				RPI 101+			
RPI	S	Opponent	Score	RPI	S	Opponent	Score	RPI	S	Opponent	Score	RPI	S	Opponent	Score
7	A	Iowa	57 83	33	A	Kansas St.	62 72	65	A	Missouri St.	48 58	126	A	Northern Ill.	59 70
12	A	Marquette	61 102	38	N	Boise St.	60 61	65	H	Missouri St.	58 63	132	A	Illinois St.	64 66
17	A	Drake	61 76					65	N	Missouri St.	64 89	132	H	Illinois St.	53 54
17	H	Drake	64 88					91	H	Creighton	65 55	135	A	IUPUI	53 40
												138	H	Delaware	79 67
												153	A	Bradley	81 78
												153	H	Bradley	61 57
												155	A	Southern Ill.	76 67
												155	H	Southern Ill.	65 53
												155	N	Southern Ill.	66 63
												224	H	North Dakota	64 60
												248	A	Indiana St.	71 51
												248	H	Indiana St.	71 63
												254	A	Loyola Chicago	71 65
												254	H	Loyola Chicago	64 52
												274	A	Long Beach St.	71 64
												303	A	Valparaiso	64 56
												303	H	Valparaiso	71 52
												326	H	Omaha	79 50
												331	A	Evansville	74 46
												331	H	Evansville	95 46
LAST 12 Division I GAMES:															
		65	N	Missouri St.	64	89				155	A	Southern Ill.	76	67	
		155	N	Southern Ill.	66	63				65	A	Missouri St.	48	58	
		126	A	Northern Ill.	59	70				331	H	Evansville	95	46	
		12	A	Marquette	61	102				248	H	Indiana St.	71	63	
		132	H	Illinois St.	53	54				17	A	Drake	61	76	
		153	H	Bradley	61	57				303	A	Valparaiso	64	56	

Non-Div I Games: Minnesota St. 73 56

UNI

Loss, Non-Conf, S Site, H Home A Away N Neutral

Average RPI Win: 239	WON-LOST	WINNING	LAST 10	STRENGTH OF	OPP. STRENGTH	TEAM	ADJ.	CONF.	ADJ CONF.
Average RPI Loss: 114	RECORD	PCT. RANK	GAMES	SCHEDULE	OF SCHEDULE	RPI	RPI	RPI	RPI
DIV. I ONLY	12- 18	227	0- 1	118	141	204	204	15	15
DIV. I NON-CONF.	2- 9	297	0- 0	68	145	266	266	13	13
TOTALS	RPI 1-25	RPI 26-50	W-L RECORDS	RPI 51-100	RPI 101-999	RPI 150+			
12- 18	0- 1	0- 2	OVERALL	1- 7	11- 8	11- 5			
9- 8	0- 1	0- 1	HOME	1- 4	8- 2	8- 1			
3- 10	0- 0	0- 1	AWAY	0- 3	3- 6	3- 4			
0- 0	0- 0	0- 0	NEUTRAL	0- 0	0- 0	0- 0			
2- 9	0- 1	0- 0	NON-CONFERENCE	0- 4	2- 4	2- 3			
2- 5	0- 1	0- 0	HOME	0- 3	2- 1	2- 1			
0- 4	0- 0	0- 0	AWAY	0- 1	0- 3	0- 2			
0- 0	0- 0	0- 0	NEUTRAL	0- 0	0- 0	0- 0			
10- 9	0- 0	0- 2	CONFERENCE	1- 3	9- 4	9- 2			
7- 3	0- 0	0- 1	HOME	1- 1	6- 1	6- 0			
3- 6	0- 0	0- 1	AWAY	0- 2	3- 3	3- 2			
0- 0	0- 0	0- 0	NEUTRAL	0- 0	0- 0	0- 0			

RPI	S	Opponent	Score	RPI	S	Opponent	Score	RPI	S	Opponent	Score	RPI	S	Opponent	Score	Team's RPI: 204
13	H	Gonzaga	59 70	38	A	Boise St.	38 53	53	H	Southern California	72 86	106	A	Portland St.	49 58	
				38	H	Boise St.	57 64	55	A	New Mexico	77 80	121	A	Fresno St.	55 73	
								55	H	New Mexico	66 57	121	H	Fresno St.	55 66	
								58	H	Wright St.	52 68	170	A	UC Irvine	55 57	
								62	A	Wyoming	62 90	180	H	Utah St.	77 56	
								62	H	Wyoming	49 64	185	H	Hawaii	61 66	
								64	H	Middle Tenn.	62 66	208	A	San Diego St.	62 49	
								78	A	Duke	38 66	208	H	San Diego St.	71 57	
												213	H	Florida	56 53	
												246	A	Nevada	62 70	
												246	H	Nevada	67 58	
												281	A	Colorado St.	49 52	
												281	H	Colorado St.	60 45	
												289	H	UC Santa Barbara	69 51	
												297	A	Air Force	62 47	
												297	H	Air Force	66 56	
												298	A	San Jose St.	53 43	
												298	H	San Jose St.	74 70	
												299	A	South Carolina St.	49 58	
LAST 12 Division I GAMES:																
121	H	Fresno St.	55 66	246	H	Nevada	67 58									
299	A	South Carolina St.	49 58	208	A	San Diego St.	62 49									
213	H	Florida	56 53	62	H	Wyoming	49 64									
64	H	Middle Tenn.	62 66	298	H	San Jose St.	74 70									
281	H	Colorado St.	60 45	297	A	Air Force	62 47									
38	A	Boise St.	38 53	121	A	Fresno St.	55 73									

Non-Div I Games:

UNLV

■ Loss,
■ Non-Conf,
■ S Site,
■ Home
■ A Away
N Neutral

USC Upstate

Through Games Of March 16, 2019

Average RPI Win:	321	WON-LOST	WINNING	LAST 10	STRENGTH OF	OPP. STRENGTH	TEAM	ADJ.	CONF.	ADJ CONF.
Average RPI Loss:	219	RECORD	PCT. RANK	GAMES	SCHEDULE	OF SCHEDULE	RPI	RPI	RPI	RPI
DIV. I ONLY	4- 23	337	0- 1	331	316	343	343	27	27	
DIV. I NON-CONF.	1- 7	319	0- 0	320	332	335	335	29	29	
TOTALS	RPI 1-25	RPI 26-50	W-L RECORDS	RPI 51-100	RPI 101-999	RPI 150+				
4- 23	0- 0	0- 0	OVERALL	0- 4	4- 19	4- 18				
2- 7	0- 0	0- 0	HOME	0- 1	2- 6	2- 5				
2- 16	0- 0	0- 0	AWAY	0- 3	2- 13	2- 13				
0- 0	0- 0	0- 0	NEUTRAL	0- 0	0- 0	0- 0				
1- 7	0- 0	0- 0	NON-CONFERENCE	0- 2	1- 5	1- 5				
0- 0	0- 0	0- 0	HOME	0- 0	0- 0	0- 0				
1- 7	0- 0	0- 0	AWAY	0- 2	1- 5	1- 5				
0- 0	0- 0	0- 0	NEUTRAL	0- 0	0- 0	0- 0				
3- 16	0- 0	0- 0	CONFERENCE	0- 2	3- 14	3- 13				
2- 7	0- 0	0- 0	HOME	0- 1	2- 6	2- 5				
1- 9	0- 0	0- 0	AWAY	0- 1	1- 8	1- 8				
0- 0	0- 0	0- 0	NEUTRAL	0- 0	0- 0	0- 0				

RPI 1-25			RPI 26-50			RPI 51-100				RPI 101+				Team's RPI: 343	
RPI	S	Opponent	Score	RPI	S	Opponent	Score	RPI	S	Opponent	Score	RPI	S	Opponent	Score
								72	A	Virginia Tech	45 96	114	H	High Point	61 87
								81	A	Radford	43 55	174	A	UNC Asheville	53 56
								81	H	Radford	41 82	174	H	UNC Asheville	86 93
								94	A	Nebraska	64 87	192	A	East Carolina	53 63
												193	A	Furman	67 78
												198	A	Campbell	41 61
												198	H	Campbell	49 59
												202	A	Hampton	43 67
												243	A	Gardner-Webb	72 92
												243	H	Gardner-Webb	67 75
												280	A	Charleston So.	62 74
												280	A	Charleston So.	52 67
												280	H	Charleston So.	75 78
												299	A	South Carolina St.	66 71
												306	A	Winthrop	76 50
												306	H	Winthrop	58 49
												315	A	Presbyterian	54 70
												315	H	Presbyterian	58 66
												326	A	Omaha	69 96
												335	A	N.C. Central	82 63
												338	A	Longwood	58 80
												338	H	Longwood	72 67
												341	A	Western Caro.	64 68
LAST 12 Division I GAMES:															
				280	A	Charleston So.	52 67					315	H	Presbyterian	58 66
				243	H	Gardner-Webb	67 75					338	A	Longwood	58 80
				198	H	Campbell	49 59					280	A	Charleston So.	62 74
				81	A	Radford	43 55					198	A	Campbell	41 61
				306	H	Winthrop	58 49					81	H	Radford	41 82
				174	A	UNC Asheville	53 56					202	A	Hampton	43 67

Non-Div I Games: Brevard 71 53 Converse 69 51 UNKNOWN 101 53

USC Upstate

Loss, Non-Conf, S Site, H Home A Away N Neutral

Average RPI Win:	201	WON-LOST	WINNING	LAST 10	STRENGTH OF	OPP. STRENGTH	TEAM	ADJ.	CONF.	ADJ CONF.
Average RPI Loss:	86	RECORD	PCT. RANK	GAMES	SCHEDULE	OF SCHEDULE	RPI	RPI	RPI	RPI
DIV. I ONLY	23- 7	43	0- 1	199	124	75	75	12	12	
DIV. I NON-CONF.	8- 3	72	0- 0	265	130	127	127	14	14	
TOTALS	RPI 1-25	RPI 26-50	W-L RECORDS	RPI 51-100	RPI 101-999	RPI 150+				
23- 7	0- 0	0- 0	OVERALL	2- 5	21- 2	17- 0				
11- 3	0- 0	0- 0	HOME	2- 3	9- 0	7- 0				
12- 3	0- 0	0- 0	AWAY	0- 1	12- 2	10- 0				
0- 1	0- 0	0- 0	NEUTRAL	0- 1	0- 0	0- 0				
8- 3	0- 0	0- 0	NON-CONFERENCE	0- 2	8- 1	7- 0				
3- 2	0- 0	0- 0	HOME	0- 2	3- 0	3- 0				
5- 1	0- 0	0- 0	AWAY	0- 0	5- 1	4- 0				
0- 0	0- 0	0- 0	NEUTRAL	0- 0	0- 0	0- 0				
15- 4	0- 0	0- 0	CONFERENCE	2- 3	13- 1	10- 0				
8- 1	0- 0	0- 0	HOME	2- 1	6- 0	4- 0				
7- 2	0- 0	0- 0	AWAY	0- 1	7- 1	6- 0				
0- 1	0- 0	0- 0	NEUTRAL	0- 1	0- 0	0- 0				

RPI 1-25			RPI 26-50			RPI 51-100			Team's RPI: 75	RPI 101+		
RPI	S	Opponent	Score	RPI	S	Opponent	Score	RPI	S	Opponent	Score	
						53	H Southern California	61	73	111	A Houston	65 61
						60	A Little Rock	65	68	121	A Fresno St.	61 70
						60	H Little Rock	61	62	130	A Appalachian St.	72 65
						67	H Arkansas	65	66	130	H Appalachian St.	99 94
						93	H Troy	88	65	144	A Georgia St.	48 50
						98	H South Alabama	72	51	144	H Georgia St.	69 45
						98	N South Alabama	50	57	160	A Oral Roberts	80 62
										162	A Texas St.	44 41
										162	H Texas St.	68 53
										179	A Coastal Caro.	67 64
										179	H Coastal Caro.	79 53
										190	A Arkansas St.	100 73
										190	H Arkansas St.	67 62
										207	H Grambling	78 54
										232	A SMU	66 41
										247	H Jackson St.	99 63
										252	A San Francisco	80 73
										268	A Louisiana	76 61
										287	A Ga. Southern	74 53
										287	H Ga. Southern	81 48
										300	A La.-Monroe	60 56
										302	H UTSA	53 48
										308	A Incarnate Word	97 49
LAST 12 Division I GAMES:												
						98	N South Alabama	50	57	60	H Little Rock	61 62
						162	A Texas St.	44	41	130	A Appalachian St.	72 65
						93	H Troy	88	65	179	A Coastal Caro.	67 64
						98	H South Alabama	72	51	162	H Texas St.	68 53
						300	A La.-Monroe	60	56	268	A Louisiana	76 61
						190	H Arkansas St.	67	62	144	H Georgia St.	69 45

Non-Div I Games:

UT Arlington

■ Loss,
 ■ Non-Conf,
 ■ S Site,
 ■ Home
 ■ Away
 N Neutral

U
T
M
a
r
t
i
n

Through Games Of March 16, 2019									
Average RPI Win:	243	WON-LOST	WINNING	LAST 10	STRENGTH OF	OPP. STRENGTH	TEAM	ADJ.	CONF.
Average RPI Loss:	131	RECORD	PCT. RANK	GAMES	SCHEDULE	OF SCHEDULE	RPI	RPI	RPI
DIV. I ONLY	21- 9	61	2- 0	241	242	113	113	22	22
DIV. I NON-CONF.	6- 3	91	0- 0	255	122	106	106	23	23

TOTALS	RPI 1-25	RPI 26-50	W-L RECORDS	RPI 51-100	RPI 101-999	RPI 150+			
21- 9	0- 1	1- 2	OVERALL	0- 0	20- 6	19- 2			
12- 1	0- 0	1- 0	HOME	0- 0	11- 1	11- 0			
7- 7	0- 1	0- 1	AWAY	0- 0	7- 5	7- 2			
2- 1	0- 0	0- 1	NEUTRAL	0- 0	2- 0	1- 0			
6- 3	0- 1	0- 0	NON-CONFERENCE	0- 0	6- 2	6- 0			
4- 0	0- 0	0- 0	HOME	0- 0	4- 0	4- 0			
2- 3	0- 1	0- 0	AWAY	0- 0	2- 2	2- 0			
0- 0	0- 0	0- 0	NEUTRAL	0- 0	0- 0	0- 0			
15- 6	0- 0	1- 2	CONFERENCE	0- 0	14- 4	13- 2			
8- 1	0- 0	1- 0	HOME	0- 0	7- 1	7- 0			
5- 4	0- 0	0- 1	AWAY	0- 0	5- 3	5- 2			
2- 1	0- 0	0- 1	NEUTRAL	0- 0	2- 0	1- 0			

RPI 1-25				RPI 26-50				RPI 51-100				RPI 101+ Team's RPI: 113			
RPI	S	Opponent	Score	RPI	S	Opponent	Score	RPI	S	Opponent	Score	RPI	S	Opponent	Score
3	A	Louisville	62 102	46	A	Belmont	86 100					116	A	Northwestern	64 90
				46	H	Belmont	71 68					131	A	Morehead St.	75 85
				46	N	Belmont	53 59					131	N	Morehead St.	68 58
												135	A	IUPUI	72 73
												146	H	Tennessee Tech	76 80
												155	H	Southern Ill.	95 94
												168	A	Chattanooga	81 79
												190	H	Arkansas St.	97 91
												215	H	Jacksonville St.	77 72
												238	A	SIUE	75 48
												238	H	SIUE	68 55
												245	A	Southeast Mo. St.	80 73
												245	H	Southeast Mo. St.	61 50
												261	A	Austin Peay	59 58
												261	H	Austin Peay	74 65
												263	A	Murray St.	73 76
												263	H	Murray St.	75 67
												263	N	Murray St.	77 56
												290	H	Samford	89 68
												295	A	Eastern Ill.	71 77
												295	H	Eastern Ill.	90 66
												305	A	Tennessee St.	73 61
												305	H	Tennessee St.	83 60
												329	H	Mississippi Val.	110 51
												330	A	Lipscomb	62 53
												333	A	Eastern Ky.	87 61

LAST 12 Division I GAMES:															
				263	N	Murray St.	77 56	263	A	Murray St.	73 76				
				131	N	Morehead St.	68 58	238	A	SIUE	75 48				
				46	N	Belmont	53 59	245	H	Southeast Mo. St.	61 50				
				305	H	Tennessee St.	83 60	146	H	Tennessee Tech	76 80				
				46	H	Belmont	71 68	215	H	Jacksonville St.	77 72				
				261	A	Austin Peay	59 58	46	A	Belmont	86 100				

Non-Div I Games: Ala.-Huntsville 100 69 Christian Bros. 108 82

UT Martin

U
T
M
a
r
t
i
n

Average RPI Win:	278	WON-LOST	WINNING	LAST 10	STRENGTH OF	OPP. STRENGTH	TEAM	ADJ.	CONF.	ADJ CONF.
Average RPI Loss:	133	RECORD	PCT. RANK	GAMES	SCHEDULE	OF SCHEDULE	RPI	RPI	RPI	RPI
DIV. I ONLY	9- 22	279	1- 0	139	210	259	259	14	14	
DIV. I NON-CONF.	3- 10	278	0- 0	162	302	292	292	17	17	
TOTALS	RPI 1-25	RPI 26-50	W-L RECORDS	RPI 51-100	RPI 101-999	RPI 150+				
9- 22	0- 0	0- 1	OVERALL	0- 7	9- 14	9- 9				
4- 11	0- 0	0- 0	HOME	0- 3	4- 8	4- 5				
3- 9	0- 0	0- 1	AWAY	0- 3	3- 5	3- 3				
2- 2	0- 0	0- 0	NEUTRAL	0- 1	2- 1	2- 1				
3- 10	0- 0	0- 0	NON-CONFERENCE	0- 2	3- 8	3- 5				
2- 5	0- 0	0- 0	HOME	0- 0	2- 5	2- 2				
0- 4	0- 0	0- 0	AWAY	0- 2	0- 2	0- 2				
1- 1	0- 0	0- 0	NEUTRAL	0- 0	1- 1	1- 1				
6- 12	0- 0	0- 1	CONFERENCE	0- 5	6- 6	6- 4				
2- 6	0- 0	0- 0	HOME	0- 3	2- 3	2- 3				
3- 5	0- 0	0- 1	AWAY	0- 1	3- 3	3- 1				
1- 1	0- 0	0- 0	NEUTRAL	0- 1	1- 0	1- 0				

RPI S	Opponent	Score	RPI S	Opponent	Score	RPI S	Opponent	Score	RPI S	Opponent	Score	Team's RPI: 259
			30	A Rice	42 76	55	A New Mexico	51 69	105	A Charlotte	39 62	
						64	H Middle Tenn.	49 79	106	H Portland St.	61 89	
						64	N Middle Tenn.	44 66	110	A Old Dominion	59 78	
						80	A Arizona	40 62	124	H New Mexico St.	65 69	
						95	H Western Ky.	61 64	129	H Abilene Christian	69 70	
						100	A UAB	45 68	156	A Tulsa	45 66	
						100	H UAB	48 74	164	N Akron	57 64	
									166	H Nicholls St.	56 58	
									172	H Louisiana Tech	64 74	
									176	A North Texas	51 70	
									176	H North Texas	59 51	
									190	H Arkansas St.	66 67	
									195	H Southern Miss.	63 64	
									222	H Marshall	60 63	
									222	N Marshall	64 56	
									241	N Western Ill.	84 72	
									276	H CSU Bakersfield	53 47	
									302	A UTSA	73 60	
									302	H UTSA	77 73	
									307	A Fla. Atlantic	70 44	
									313	A Weber St.	63 68	
									322	A FIU	60 55	
									350	H Alcorn	77 51	
LAST 12 Division I GAMES:												
			222	N Marshall	64 56	172	H Louisiana Tech	64 74				
			64	N Middle Tenn.	44 66	322	A FIU	60 55				
			176	H North Texas	59 51	307	A Fla. Atlantic	70 44				
			100	A UAB	45 68	95	H Western Ky.	61 64				
			302	H UTSA	77 73	222	H Marshall	60 63				
			195	H Southern Miss.	63 64	105	A Charlotte	39 62				

Non-Div I Games:

UTEP

■ Loss,
 ■ Non-Conf,
 ■ S Site,
 ■ H Home
 ■ A Away
 N Neutral

Average RPI Loss: 176

Average RPI Win:	287	WON-LOST	WINNING	LAST 10	STRENGTH OF	OPP. STRENGTH	TEAM	ADJ.	CONF.	ADJ CONF.
Average RPI Loss:	176	RECORD	PCT. RANK	GAMES	SCHEDULE	OF SCHEDULE	RPI	RPI	RPI	RPI
DIV. I ONLY	16- 14	148	1- 0	296	303	212	212	30	30	
DIV. I NON-CONF.	4- 7	228	0- 0	146	146	204	204	30	30	

TOTALS	RPI 1-25		RPI 26-50	W-L RECORDS	RPI 51-100	RPI 101-999		RPI 150+		
16- 14	0- 2		0- 1	OVERALL	0- 0	16- 11		16- 8		
8- 5	0- 0		0- 1	HOME	0- 0	8- 4		8- 3		
6- 8	0- 2		0- 0	AWAY	0- 0	6- 6		6- 5		
2- 1	0- 0		0- 0	NEUTRAL	0- 0	2- 1		2- 0		
4- 7	0- 2		0- 1	NON-CONFERENCE	0- 0	4- 4		4- 4		
2- 3	0- 0		0- 1	HOME	0- 0	2- 2		2- 2		
2- 4	0- 2		0- 0	AWAY	0- 0	2- 2		2- 2		
0- 0	0- 0		0- 0	NEUTRAL	0- 0	0- 0		0- 0		
12- 7	0- 0		0- 0	CONFERENCE	0- 0	12- 7		12- 4		
6- 2	0- 0		0- 0	HOME	0- 0	6- 2		6- 1		
4- 4	0- 0		0- 0	AWAY	0- 0	4- 4		4- 3		
2- 1	0- 0		0- 0	NEUTRAL	0- 0	2- 1		2- 0		


RPI 1-25					
RPI	S	Opponent	Score		
2	A	Baylor	37	98	
16	A	Texas A&M	61	84	
RPI 26-50					
RPI	S	Opponent	Score		
29	H	Texas	66	81	
RPI 51-100					
RPI	S	Opponent	Score		
124	A	New Mexico St.	63	71	
124	H	New Mexico St.	67	70	
124	N	New Mexico St.	73	76	
188	H	Prairie View	57	50	
206	A	Massachusetts	70	74	
214	A	California Baptist	63	66	
214	H	California Baptist	60	56	
227	H	Texas Southern	55	69	
228	A	UMKC	75	56	
228	H	UMKC	67	64	
233	A	A&M-Corpus Christi	70	57	
233	H	A&M-Corpus Christi	49	59	
268	H	Louisiana	75	60	
276	A	CSU Bakersfield	63	68	
276	H	CSU Bakersfield	64	56	
276	N	CSU Bakersfield	69	58	
286	A	Canisius	57	53	
293	A	Utah Valley	57	72	
293	H	Utah Valley	55	57	
302	A	UTSA	58	61	
337	A	Seattle U	74	70	
337	H	Seattle U	69	56	
337	N	Seattle U	56	54	
342	A	Grand Canyon	66	50	
342	H	Grand Canyon	49	42	
348	A	Chicago St.	71	55	
Team's RPI: 212					
LAST 12 Division I GAMES:					
337	N	Seattle U	56	54	
276	N	CSU Bakersfield	69	58	
124	N	New Mexico St.	73	76	
214	A	California Baptist	63	66	
228	H	UMKC	67	64	
348	H	Chicago St.	84	38	
124	H	New Mexico St.	67	70	
293	A	Utah Valley	57	72	
337	A	Seattle U	74	70	
276	H	CSU Bakersfield	64	56	
342	H	Grand Canyon	49	42	
228	A	UMKC	75	56	

Non-Div I Games:	Texas Lutheran	82	38	UNKNOWN	74	43
------------------	----------------	----	----	---------	----	----

UTRGV

Loss, Non-Conf, S Site, H Home A Away N Neutral

RPI S Opponent Score

RPI S Opponent Score
348  Chicago St. 84 38

U
T
R
G
V

U
T
R
G
V

UTRGV

Average RPI Win:	229	WON-LOST	WINNING	LAST 10	STRENGTH OF	OPP. STRENGTH	TEAM	ADJ.	CONF.	ADJ CONF.
Average RPI Loss:	158	RECORD	PCT. RANK	GAMES	SCHEDULE	OF SCHEDULE	RPI	RPI	RPI	RPI
DIV. I ONLY	5- 21	324	0- 1	157	165	302	302	14	14	
DIV. I NON-CONF.	3- 7	256	0- 0	222	224	295	295	17	17	
TOTALS	RPI 1-25	RPI 26-50	W-L RECORDS	RPI 51-100	RPI 101-999	RPI 150+				
5- 21	0- 0	0- 3	OVERALL	0- 4	5- 14	5- 10				
4- 10	0- 0	0- 1	HOME	0- 3	4- 6	4- 5				
1- 10	0- 0	0- 2	AWAY	0- 1	1- 7	1- 4				
0- 1	0- 0	0- 0	NEUTRAL	0- 0	0- 1	0- 1				
3- 7	0- 0	0- 1	NON-CONFERENCE	0- 1	3- 5	3- 3				
3- 3	0- 0	0- 0	HOME	0- 0	3- 3	3- 2				
0- 3	0- 0	0- 1	AWAY	0- 1	0- 1	0- 0				
0- 1	0- 0	0- 0	NEUTRAL	0- 0	0- 1	0- 1				
2- 14	0- 0	0- 2	CONFERENCE	0- 3	2- 9	2- 7				
1- 7	0- 0	0- 1	HOME	0- 3	1- 3	1- 3				
1- 7	0- 0	0- 1	AWAY	0- 0	1- 6	1- 4				
0- 0	0- 0	0- 0	NEUTRAL	0- 0	0- 0	0- 0				

RPI S	Opponent	Score	RPI S	Opponent	Score	RPI S	Opponent	Score	RPI S	Opponent	Score	Team's RPI: 302
29	A Texas	54 98	64	H Middle Tenn.	52 72	105	A Charlotte	54 66				
30	A Rice	54 85	75	A UT Arlington	48 53	110	A Old Dominion	47 72				
30	H Rice	46 72	95	H Western Ky.	62 81	135	H IUPUI	50 58				
			100	H UAB	42 59	142	A Seton Hall	53 84				
						162	H Texas St.	60 68				
						172	H Louisiana Tech	70 68				
						176	A North Texas	57 54				
						180	H Utah St.	56 62				
						195	A Southern Miss.	39 72				
						195	H Southern Miss.	45 70				
						212	H UTRGV	61 58				
						222	H Marshall	72 79				
						259	A UTEP	73 77				
						259	H UTEP	60 73				
						273	H San Diego	87 77				
						304	N UMBC	58 72				
						307	A Fla. Atlantic	70 86				
						313	H Weber St.	66 59				
						322	A FIU	40 51				
LAST 12 Division I GAMES:												
30	H Rice	46 72	322	A FIU	40 51							
195	A Southern Miss.	39 72	222	H Marshall	72 79							
259	A UTEP	73 77	95	H Western Ky.	62 81							
172	H Louisiana Tech	70 68	110	A Old Dominion	47 72							
195	H Southern Miss.	45 70	105	A Charlotte	54 66							
307	A Fla. Atlantic	70 86	100	H UAB	42 59							

Non-Div I Games: Concordia (TX) 78 51 Tex. A&M-Kingsville 86 55

UTSA

Loss, Non-Conf, S Site, H Home A Away N Neutral

Average RPI Win:	170	WON-LOST	WINNING	LAST 10	STRENGTH OF	OPP. STRENGTH	TEAM	ADJ.	CONF.	ADJ CONF.
Average RPI Loss:	47	RECORD	PCT. RANK	GAMES	SCHEDULE	OF SCHEDULE	RPI	RPI	RPI	RPI
DIV. I ONLY	20- 10	78	0- 1	153	24	89	89	2	2	
DIV. I NON-CONF.	11- 0	1	0- 0	304	188	54	54	2	2	
TOTALS	RPI 1-25	RPI 26-50	W-L RECORDS	RPI 51-100	RPI 101-999	RPI 150+				
20- 10	1- 4	2- 2	OVERALL	1- 3	16- 1	13- 0				
13- 3	1- 1	2- 1	HOME	1- 1	9- 0	7- 0				
5- 6	0- 3	0- 1	AWAY	0- 2	5- 0	4- 0				
2- 1	0- 0	0- 0	NEUTRAL	0- 0	2- 1	2- 0				
11- 0	0- 0	1- 0	NON-CONFERENCE	0- 0	10- 0	9- 0				
7- 0	0- 0	1- 0	HOME	0- 0	6- 0	5- 0				
2- 0	0- 0	0- 0	AWAY	0- 0	2- 0	2- 0				
2- 0	0- 0	0- 0	NEUTRAL	0- 0	2- 0	2- 0				
9- 10	1- 4	1- 2	CONFERENCE	1- 3	6- 1	4- 0				
6- 3	1- 1	1- 1	HOME	1- 1	3- 0	2- 0				
3- 6	0- 3	0- 1	AWAY	0- 2	3- 0	2- 0				
0- 1	0- 0	0- 0	NEUTRAL	0- 0	0- 1	0- 0				

RPI S Opponent	Score	RPI S Opponent	Score	RPI S Opponent	Score	Team's RPI: 89	RPI S Opponent	Score
4 H Stanford	75 68	27 H BYU	78 67	53 A Southern California	77 83		109 H Idaho St.	74 60
5 A Oregon	65 87	35 A UCLA	60 76	53 H Southern California	80 84		136 A Washington	58 43
23 A Arizona St.	58 60	35 H UCLA	90 100	80 A Arizona	55 66		136 H Washington	88 56
23 H Arizona St.	63 65	41 H California	87 74	80 H Arizona	80 64		136 N Washington	54 64
24 A Oregon St.	63 71						157 H Alabama	72 62
							158 A Washington St.	72 68
							158 H Washington St.	75 67
							178 A Colorado	76 61
							178 H Colorado	78 59
							181 A Eastern Wash.	95 51
							185 N Hawaii	73 48
							213 N Florida	74 58
							246 A Nevada	74 52
							274 H Long Beach St.	82 59
							293 H Utah Valley	85 47
							313 H Weber St.	77 56
							337 H Seattle U	89 62
LAST 12 Division I GAMES:								
136 N Washington	54 64	23 A Arizona St.	58 60					
185 N Hawaii	73 48	80 A Arizona	55 66					
53 A Southern California	77 83	35 H UCLA	90 100					
35 A UCLA	60 76	53 H Southern California	80 84					
158 H Washington St.	75 67	24 A Oregon St.	63 71					
136 H Washington	88 56	5 A Oregon	65 87					

Non-Div I Games:

Utah

Average RPI Win:	231	WON-LOST	WINNING	LAST 10	STRENGTH OF	OPP. STRENGTH	TEAM	ADJ.	CONF.	ADJ CONF.
Average RPI Loss:	127	RECORD	PCT. RANK	GAMES	SCHEDULE	OF SCHEDULE	RPI	RPI	RPI	RPI
DIV. I ONLY	15- 15	167	1- 0	238	103	180	180	15	15	
DIV. I NON-CONF.	4- 6	212	0- 0	234	32	214	214	13	13	
TOTALS	RPI 1-25	RPI 26-50	W-L RECORDS	RPI 51-100	RPI 101-999	RPI 150+				
15- 15	0- 1	1- 1	OVERALL	1- 5	13- 8	13- 6				
7- 6	0- 1	1- 1	HOME	1- 1	5- 3	5- 2				
7- 6	0- 0	0- 0	AWAY	0- 2	7- 4	7- 3				
1- 3	0- 0	0- 0	NEUTRAL	0- 2	1- 1	1- 1				
4- 6	0- 1	0- 1	NON-CONFERENCE	0- 1	4- 3	4- 3				
1- 3	0- 1	0- 1	HOME	0- 0	1- 1	1- 1				
3- 1	0- 0	0- 0	AWAY	0- 0	3- 1	3- 1				
0- 2	0- 0	0- 0	NEUTRAL	0- 1	0- 1	0- 1				
11- 9	0- 0	1- 0	CONFERENCE	1- 4	9- 5	9- 3				
6- 3	0- 0	1- 0	HOME	1- 1	4- 2	4- 1				
4- 5	0- 0	0- 0	AWAY	0- 2	4- 3	4- 2				
1- 1	0- 0	0- 0	NEUTRAL	0- 1	1- 0	1- 0				

RPI 1-25				RPI 26-50				RPI 51-100				RPI 101+ Team's RPI: 180			
RPI	S	Opponent	Score	RPI	S	Opponent	Score	RPI	S	Opponent	Score	RPI	S	Opponent	Score
5	H	Oregon	58 88	27	H	BYU	57 62	53	N	Southern California	46 55	121	A	Fresno St.	59 70
				38	H	Boise St.	81 68	55	A	New Mexico	56 74	121	H	Fresno St.	53 64
								55	H	New Mexico	64 68	158	A	Washington St.	72 61
								62	A	Wyoming	35 53	176	A	North Texas	57 41
								62	H	Wyoming	50 42	178	N	Colorado	68 78
								62	N	Wyoming	41 64	189	A	Portland	54 61
												204	A	UNLV	56 77
												208	A	San Diego St.	65 52
												208	H	San Diego St.	54 56
												246	A	Nevada	71 59
												246	H	Nevada	79 76
												274	H	Long Beach St.	48 50
												281	A	Colorado St.	72 53
												281	H	Colorado St.	70 59
												281	N	Colorado St.	62 59
												293	H	Utah Valley	67 62
												297	A	Air Force	48 44
												297	H	Air Force	64 55
												298	A	San Jose St.	59 68
												298	H	San Jose St.	82 49
												302	A	UTSA	62 56
LAST 12 Division I GAMES:															
				281	N	Colorado St.	62 59	55	A	New Mexico	56 74				
				62	N	Wyoming	41 64	297	H	Air Force	64 55				
				281	H	Colorado St.	70 59	62	A	Wyoming	35 53				
				246	A	Nevada	71 59	208	H	San Diego St.	54 56				
				208	A	San Diego St.	65 52	121	H	Fresno St.	53 64				
				38	H	Boise St.	81 68	204	A	UNLV	56 77				

Non-Div I Games: Northern N.M. 106 35

Utah St.

■ Loss,
 ■ Non-Conf, S Site,
 ■ Home
 ■ Away
 N Neutral

Utah Valley

Through Games Of March 16, 2019

Average RPI Win:	288	WON-LOST	WINNING	LAST 10	STRENGTH OF	OPP. STRENGTH	TEAM	ADJ.	CONF.	ADJ CONF.
Average RPI Loss:	194	RECORD	PCT. RANK	GAMES	SCHEDULE	OF SCHEDULE	RPI	RPI	RPI	RPI
DIV. I ONLY	11- 16	225	0- 1	323	315	293	293	30	30	
DIV. I NON-CONF.	3- 7	256	0- 0	241	239	293	293	30	30	
TOTALS	RPI 1-25	RPI 26-50	W-L RECORDS	RPI 51-100	RPI 101-999	RPI 150+				
11- 16	0- 0	0- 1	OVERALL	0- 1	11- 14	11- 11				
8- 5	0- 0	0- 1	HOME	0- 0	8- 4	8- 3				
3- 10	0- 0	0- 0	AWAY	0- 1	3- 9	3- 7				
0- 1	0- 0	0- 0	NEUTRAL	0- 0	0- 1	0- 1				
3- 7	0- 0	0- 1	NON-CONFERENCE	0- 1	3- 5	3- 4				
3- 2	0- 0	0- 1	HOME	0- 0	3- 1	3- 1				
0- 5	0- 0	0- 0	AWAY	0- 1	0- 4	0- 3				
0- 0	0- 0	0- 0	NEUTRAL	0- 0	0- 0	0- 0				
8- 9	0- 0	0- 0	CONFERENCE	0- 0	8- 9	8- 7				
5- 3	0- 0	0- 0	HOME	0- 0	5- 3	5- 2				
3- 5	0- 0	0- 0	AWAY	0- 0	3- 5	3- 4				
0- 1	0- 0	0- 0	NEUTRAL	0- 0	0- 1	0- 1				

RPI S	Opponent	Score	RPI S	Opponent	Score	RPI S	Opponent	Score	RPI S	Opponent	Score	Team's RPI: 293
27	H BYU	51 77	89	A Utah	47 85	109	A Idaho St.	68 80	124	A New Mexico St.	52 58	
						124	H New Mexico St.	63 72	159	H UC Riverside	56 53	
						180	A Utah St.	62 67	189	H Portland	60 65	
						212	A UTRGV	57 55	212	H UTRGV	72 57	
						214	A California Baptist	54 83	214	H California Baptist	74 92	
						228	A UMKC	64 97	228	H UMKC	64 68	
						228	N UMKC	75 78	264	A Cal St. Fullerton	55 56	
						272	A Southern Utah	59 60	276	A CSU Bakersfield	73 92	
						276	H CSU Bakersfield	78 70	289	H UC Santa Barbara	63 54	
						313	H Weber St.	65 59	337	A Seattle U	58 55	
						337	H Seattle U	63 56	342	A Grand Canyon	54 64	
						342	H Grand Canyon	57 46	348	A Chicago St.	70 65	
						348	H Chicago St.	76 61	228	H UMKC	64 68	
						228	N UMKC	75 78	212	H UTRGV	72 57	
						276	A CSU Bakersfield	73 92	124	H New Mexico St.	63 72	
						342	A Grand Canyon	54 64	337	H Seattle U	63 56	
						214	H California Baptist	74 92	214	A California Baptist	54 83	
						228	A UMKC	64 97	348	H Chicago St.	76 61	
						348	A Chicago St.	70 65	228	H UMKC	64 68	

LAST 12 Division I GAMES:

228	N	UMKC	75	78	212	H	UTRGV	72	57
276	A	CSU Bakersfield	73	92	124	H	New Mexico St.	63	72
342	A	Grand Canyon	54	64	337	H	Seattle U	63	56
214	H	California Baptist	74	92	214	A	California Baptist	54	83
228	A	UMKC	64	97	348	H	Chicago St.	76	61
348	A	Chicago St.	70	65	228	H	UMKC	64	68

Non-Div I Games: Ottawa (AZ) 90 61 La Verne 86 79 Arizona Christian 76 68

Utah Valley

Loss, Non-Conf, S Site, H Home A Away N Neutral

Average RPI Win:	211	WON-LOST	WINNING	LAST 10	STRENGTH OF	OPP. STRENGTH	TEAM	ADJ.	CONF.	ADJ CONF.
Average RPI Loss:	118	RECORD	PCT. RANK	GAMES	SCHEDULE	OF SCHEDULE	RPI	RPI	RPI	RPI
DIV. I ONLY	23- 9	53	1- 0	210	163	92	92	17	17	
DIV. I NON-CONF.	8- 5	119	0- 0	181	159	115	115	16	16	
TOTALS	RPI 1-25	RPI 26-50	W-L RECORDS	RPI 51-100	RPI 101-999	RPI 150+				
23- 9	0- 0	0- 1	OVERALL	2- 3	21- 5	16- 2				
12- 1	0- 0	0- 0	HOME	0- 1	12- 0	8- 0				
8- 6	0- 0	0- 1	AWAY	2- 1	6- 4	6- 2				
3- 2	0- 0	0- 0	NEUTRAL	0- 1	3- 1	2- 0				
8- 5	0- 0	0- 1	NON-CONFERENCE	1- 2	7- 2	5- 0				
4- 1	0- 0	0- 0	HOME	0- 1	4- 0	2- 0				
3- 3	0- 0	0- 1	AWAY	1- 1	2- 1	2- 0				
1- 1	0- 0	0- 0	NEUTRAL	0- 0	1- 1	1- 0				
15- 4	0- 0	0- 0	CONFERENCE	1- 1	14- 3	11- 2				
8- 0	0- 0	0- 0	HOME	0- 0	8- 0	6- 0				
5- 3	0- 0	0- 0	AWAY	1- 0	4- 3	4- 2				
2- 1	0- 0	0- 0	NEUTRAL	0- 1	2- 0	1- 0				

RPI 1-25			RPI 26-50			RPI 51-100			Team's RPI: 92			RPI 101+			
RPI	S	Opponent	Score	RPI	S	Opponent	Score	RPI	S	Opponent	Score	RPI	S	Opponent	Score
37	A	North Carolina	47 59	70	A	Georgetown	47 45	110	A	Old Dominion	57 60				
				77	A	Cincinnati	54 66	119	H	Dayton	64 62				
				81	H	Radford	49 54	119	N	Dayton	61 52				
				82	A	Fordham	47 44	123	H	UNCW	58 47				
				82	N	Fordham	47 62	135	N	IUPUI	61 63				
								137	A	Duquesne	68 71				
								147	H	Wake Forest	53 40				
								150	H	Davidson	61 54				
								161	A	William & Mary	72 55				
								184	A	Saint Louis	60 76				
								184	H	Saint Louis	57 47				
								203	A	N.C. A&T	54 48				
								206	H	Massachusetts	52 48				
								217	A	George Washington	48 57				
								226	A	George Mason	62 38				
								236	A	Saint Joseph's	65 47				
								236	H	Saint Joseph's	59 40				
								236	N	Saint Joseph's	58 47				
								260	H	Rhode Island	74 39				
								262	A	St. Bonaventure	59 50				
LAST 12 Division I GAMES:												275	A	Richmond	68 43
236	N	Saint Joseph's	58 47	226	A	George Mason	62 38	275	H	Richmond	58 37				
119	N	Dayton	61 52	119	H	Dayton	64 62	283	H	La Salle	68 38				
82	N	Fordham	47 62	275	H	Richmond	58 37	313	N	Weber St.	64 36				
150	H	Davidson	61 54	262	A	St. Bonaventure	59 50	338	H	Longwood	84 55				
184	A	Saint Louis	60 76	236	A	Saint Joseph's	65 47	340	H	Delaware St.	97 55				
137	A	Duquesne	68 71	206	H	Massachusetts	52 48								

Non-Div I Games:

VCU

Valparaiso

Through Games Of March 16, 2019

Average RPI Win:	277	WON-LOST	WINNING	LAST 10	STRENGTH OF	OPP. STRENGTH	TEAM	ADJ.	CONF.	ADJ CONF.
Average RPI Loss:	156	RECORD	PCT. RANK	GAMES	SCHEDULE	OF SCHEDULE	RPI	RPI	RPI	RPI
DIV. I ONLY	8- 24	300	0- 1	257	199	303	303	13	13	
DIV. I NON-CONF.	4- 8	241	0- 0	335	296	331	331	15	15	
TOTALS	RPI 1-25	RPI 26-50	W-L RECORDS	RPI 51-100	RPI 101-999	RPI 150+				
8- 24	0- 3	0- 1	OVERALL	0- 5	8- 15	8- 12				
4- 11	0- 1	0- 1	HOME	0- 3	4- 6	4- 5				
2- 12	0- 1	0- 0	AWAY	0- 2	2- 9	2- 7				
2- 1	0- 1	0- 0	NEUTRAL	0- 0	2- 0	2- 0				
4- 8	0- 0	0- 1	NON-CONFERENCE	0- 1	4- 6	4- 5				
1- 5	0- 0	0- 1	HOME	0- 1	1- 3	1- 3				
2- 3	0- 0	0- 0	AWAY	0- 0	2- 3	2- 2				
1- 0	0- 0	0- 0	NEUTRAL	0- 0	1- 0	1- 0				
4- 16	0- 3	0- 0	CONFERENCE	0- 4	4- 9	4- 7				
3- 6	0- 1	0- 0	HOME	0- 2	3- 3	3- 2				
0- 9	0- 1	0- 0	AWAY	0- 2	0- 6	0- 5				
1- 1	0- 1	0- 0	NEUTRAL	0- 0	1- 0	1- 0				

RPI 1-25				RPI 26-50				RPI 51-100				RPI 101+ Team's RPI: 303			
RPI	S	Opponent	Score	RPI	S	Opponent	Score	RPI	S	Opponent	Score	RPI	S	Opponent	Score
17	A	Drake	53 84	44	H	Miami (OH)	47 68	65	A	Missouri St.	63 108	131	A	Morehead St.	62 68
17	H	Drake	62 88					65	H	Missouri St.	58 77	132	A	Illinois St.	53 74
17	N	Drake	58 86					85	H	Toledo	59 65	132	H	Illinois St.	67 70
								88	A	UNI	52 71	153	A	Bradley	76 87
								88	H	UNI	56 64	153	H	Bradley	76 73
												155	A	Southern Ill.	65 87
												155	H	Southern Ill.	47 58
												219	H	Bowling Green	72 79
												224	H	North Dakota	56 62
												225	A	Illinois	54 73
												248	A	Indiana St.	59 67
												248	H	Indiana St.	82 86
												248	N	Indiana St.	79 77
												249	N	St. Francis Brooklyn	78 76
												254	A	Loyola Chicago	54 80
												254	H	Loyola Chicago	81 74
												295	H	Eastern Ill.	62 60
												321	H	North Dakota St.	48 51
												331	A	Evansville	65 77
												331	H	Evansville	93 49
												334	A	Purdue Fort Wayne	68 64
												339	A	UIC	65 75
												348	A	Chicago St.	76 70
LAST 12 Division I GAMES:															
		17	N	Drake	58	86				65	H	Missouri St.	58	77	
		248	N	Indiana St.	79	77				248	A	Indiana St.	59	67	
		254	H	Loyola Chicago	81	74				331	A	Evansville	65	77	
		132	A	Illinois St.	53	74				88	H	UNI	56	64	
		153	A	Bradley	76	87				17	H	Drake	62	88	
		155	H	Southern Ill.	47	58				132	H	Illinois St.	67	70	

Non-Div I Games:

Valparaiso

■ Loss,
 ■ Non-Conf,
 ■ S Site,
 ■ H Home
 ■ A Away
 N Neutral

Average RPI Win:	241	WON-LOST	WINNING	LAST 10	STRENGTH OF	OPP. STRENGTH	TEAM	ADJ.	CONF.	ADJ CONF.
Average RPI Loss:	74	RECORD	PCT. RANK	GAMES	SCHEDULE	OF SCHEDULE	RPI	RPI	RPI	RPI
DIV. I ONLY	7- 23	305	0- 1	55	48	210	210	5	5	
DIV. I NON-CONF.	5- 8	224	0- 0	88	63	180	180	5	5	
TOTALS	RPI 1-25	RPI 26-50	W-L RECORDS	RPI 51-100	RPI 101-999	RPI 150+				
7- 23	0- 8	0- 4	OVERALL	1- 5	6- 6	6- 5				
5- 9	0- 1	0- 2	HOME	0- 2	5- 4	5- 3				
2- 10	0- 5	0- 2	AWAY	1- 2	1- 1	1- 1				
0- 4	0- 2	0- 0	NEUTRAL	0- 1	0- 1	0- 1				
5- 8	0- 3	0- 2	NON-CONFERENCE	0- 2	5- 1	5- 1				
4- 2	0- 0	0- 1	HOME	0- 0	4- 1	4- 1				
1- 3	0- 1	0- 1	AWAY	0- 1	1- 0	1- 0				
0- 3	0- 2	0- 0	NEUTRAL	0- 1	0- 0	0- 0				
2- 15	0- 5	0- 2	CONFERENCE	1- 3	1- 5	1- 4				
1- 7	0- 1	0- 1	HOME	0- 2	1- 3	1- 2				
1- 7	0- 4	0- 1	AWAY	1- 1	0- 1	0- 1				
0- 1	0- 0	0- 0	NEUTRAL	0- 0	0- 1	0- 1				

RPI	S	Opponent	Score	RPI	S	Opponent	Score	RPI	S	Opponent	Score	RPI	S	Opponent	Score	Team's RPI: 210
6	N	UConn	42 80	30	A	Missouri	46 69	59	A	Tennessee	76 69	112	H	Georgia	64 71	
8	A	Mississippi St.	70 86	32	H	Central Mich.	57 66	59	H	Tennessee	65 82	157	H	Alabama	65 84	
9	A	NC State	54 74	33	A	Kansas St.	61 72	64	A	Middle Tenn.	58 65	157	N	Alabama	57 74	
16	A	Texas A&M	53 69	49	H	Auburn	70 72	67	A	Arkansas	62 83	199	H	North Ala.	71 74	
16	H	Texas A&M	43 50					86	H	LSU	68 79	213	H	Florida	66 78	
18	A	South Carolina	69 80					91	N	Creighton	55 75	220	A	Ball St.	60 43	
19	N	Miami (FL)	65 90									239	A	Ole Miss	60 65	
22	A	Kentucky	55 77									239	H	Ole Miss	80 68	
												261	H	Austin Peay	99 70	
												290	H	Samford	77 52	
												305	H	Tennessee St.	89 63	
												315	H	Presbyterian	78 43	
LAST 12 Division I GAMES:																
157	N	Alabama	57 74	239	A	Ole Miss	60 65									
213	H	Florida	66 78	30	A	Missouri	46 69									
59	A	Tennessee	76 69	59	H	Tennessee	65 82									
8	A	Mississippi St.	70 86	16	A	Texas A&M	53 69									
157	H	Alabama	65 84	18	A	South Carolina	69 80									
86	H	LSU	68 79	239	H	Ole Miss	80 68									

Non-Div I Games:

Vanderbilt

■ Loss,
■ Non-Conf, S Site,
■ Home
■ Away
N Neutral

Average RPI Win: 288		WON-LOST	WINNING	LAST 10	STRENGTH OF	OPP. STRENGTH	TEAM	ADJ.	CONF.	ADJ CONF.
Average RPI Loss: 164		RECORD	PCT. RANK	GAMES	SCHEDULE	OF SCHEDULE	RPI	RPI	RPI	RPI
DIV. I ONLY		10- 18	250	0- 1	261	280	279	279	23	23
DIV. I NON-CONF.		3- 8	267	0- 0	249	278	298	298	25	25
TOTALS		RPI 1-25	RPI 26-50	W-L RECORDS	RPI 51-100	RPI 101-999	RPI 150+			
10- 18	0- 0		0- 0	OVERALL	0- 3	10- 15	10- 8			
6- 9	0- 0		0- 0	HOME	0- 2	6- 7	6- 4			
4- 9	0- 0		0- 0	AWAY	0- 1	4- 8	4- 4			
0- 0	0- 0		0- 0	NEUTRAL	0- 0	0- 0	0- 0			
3- 8	0- 0		0- 0	NON-CONFERENCE	0- 1	3- 7	3- 5			
2- 5	0- 0		0- 0	HOME	0- 1	2- 4	2- 3			
1- 3	0- 0		0- 0	AWAY	0- 0	1- 3	1- 2			
0- 0	0- 0		0- 0	NEUTRAL	0- 0	0- 0	0- 0			
7- 10	0- 0		0- 0	CONFERENCE	0- 2	7- 8	7- 3			
4- 4	0- 0		0- 0	HOME	0- 1	4- 3	4- 1			
3- 6	0- 0		0- 0	AWAY	0- 1	3- 5	3- 2			
0- 0	0- 0		0- 0	NEUTRAL	0- 0	0- 0	0- 0			

[illegible]

Non-Div I Games:	Norwich	78	28
------------------	---------	----	----

Vermont

Loss, Non-Conf, S Site, H Home A Away N Neutral

Average RPI Win: 142		WON-LOST	WINNING	LAST 10	STRENGTH OF		OPP. STRENGTH	TEAM	ADJ.	CONF.	ADJ CONF.
Average RPI Loss: 56		RECORD	PCT. RANK	GAMES	SCHEDULE		OF SCHEDULE	RPI	RPI	RPI	RPI
DIV. I ONLY		18- 12	115	0- 1	48		57	56	56	6	6
DIV. I NON-CONF.		9- 2	43	0- 0	55		74	19	19	4	4
TOTALS		RPI 1-25	RPI 26-50		W-L RECORDS		RPI 51-100	RPI 101-999		RPI 150+	
18- 12	0- 5	1- 0		OVERALL		4- 5	13- 2		6- 0		
10- 4	0- 2	1- 0		HOME		2- 1	7- 1		3- 0		
8- 6	0- 3	0- 0		AWAY		2- 2	6- 1		3- 0		
0- 2	0- 0	0- 0		NEUTRAL		0- 2	0- 0		0- 0		
9- 2	0- 1	1- 0		NON-CONFERENCE		1- 1	7- 0		4- 0		
5- 0	0- 0	1- 0		HOME		0- 0	4- 0		2- 0		
4- 1	0- 1	0- 0		AWAY		1- 0	3- 0		2- 0		
0- 1	0- 0	0- 0		NEUTRAL		0- 1	0- 0		0- 0		
9- 10	0- 4	0- 0		CONFERENCE		3- 4	6- 2		2- 0		
5- 4	0- 2	0- 0		HOME		2- 1	3- 1		1- 0		
4- 5	0- 2	0- 0		AWAY		1- 2	3- 1		1- 0		
0- 1	0- 0	0- 0		NEUTRAL		0- 1	0- 0		0- 0		

RPI S	Opponent	Score	RPI S	Opponent	Score	RPI S	Opponent	Score	RPI S	Opponent	Score
12	A Marquette	55 93	49	H Princeton	67 46	52	A Penn	58 50	103	H Hartford	59 41
12	H Marquette	55 91				70	A Georgetown	63 68	112	H Georgia	62 56
15	A UCF	56 71				70	H Georgetown	91 43	117	A St. John's (NY)	73 57
20	A DePaul	70 93				70	N Georgetown	67 76	117	H St. John's (NY)	62 66
20	H DePaul	59 66				72	N Virginia Tech	59 61	120	A Providence	61 67
						74	A Butler	60 62	120	H Providence	53 33
						74	H Butler	55 63	125	A Lehigh	70 48
						91	A Creighton	54 52	142	A Seton Hall	70 66
						91	H Creighton	67 62	142	H Seton Hall	73 68
									165	H Temple	76 68
									217	A George Washington	60 45
									218	A Xavier	68 63
									218	H Xavier	75 71
									236	A Saint Joseph's	47 35
									283	H La Salle	81 68
LAST 12 Division I GAMES:											
70	N Georgetown	67 76	12	A Marquette	55 93						
74	A Butler	60 62	20	A DePaul	70 93						
218	A Xavier	68 63	91	H Creighton	67 62						
142	H Seton Hall	73 68	120	H Providence	53 33						
117	H St. John's (NY)	62 66	117	A St. John's (NY)	73 57						
70	H Georgetown	91 43	142	A Seton Hall	70 66						

Non-Div I Games:

Villanova

■ Loss,
■ Non-Conf,
■ S Site,
■ H Home
■ A Away
N Neutral

Average RPI Win:	128	WON-LOST	WINNING	LAST 10	STRENGTH OF	OPP. STRENGTH	TEAM	ADJ.	CONF.	ADJ CONF.
Average RPI Loss:	48	RECORD	PCT. RANK	GAMES	SCHEDULE	OF SCHEDULE	RPI	RPI	RPI	RPI
DIV. I ONLY	12- 19	236	1- 0	3	15	97	97	1	1	
DIV. I NON-CONF.	6- 7	172	0- 0	17	87	102	102	1	1	
TOTALS	RPI 1-25	RPI 26-50	W-L RECORDS	RPI 51-100	RPI 101-999	RPI 150+				
12- 19	0- 10	0- 3	OVERALL	4- 3	8- 3	2- 2				
8- 8	0- 4	0- 1	HOME	4- 1	4- 2	2- 1				
2- 9	0- 5	0- 2	AWAY	0- 2	2- 0	0- 0				
2- 2	0- 1	0- 0	NEUTRAL	0- 0	2- 1	0- 1				
6- 7	0- 2	0- 2	NON-CONFERENCE	1- 1	5- 2	2- 2				
4- 4	0- 1	0- 1	HOME	1- 1	3- 1	2- 1				
1- 2	0- 1	0- 1	AWAY	0- 0	1- 0	0- 0				
1- 1	0- 0	0- 0	NEUTRAL	0- 0	1- 1	0- 1				
6- 12	0- 8	0- 1	CONFERENCE	3- 2	3- 1	0- 0				
4- 4	0- 3	0- 0	HOME	3- 0	1- 1	0- 0				
1- 7	0- 4	0- 1	AWAY	0- 2	1- 0	0- 0				
1- 1	0- 1	0- 0	NEUTRAL	0- 0	1- 0	0- 0				

RPI 1-25				RPI 26-50				RPI 51-100 Team's RPI: 97				RPI 101+			
RPI	S	Opponent	Score	RPI	S	Opponent	Score	RPI	S	Opponent	Score	RPI	S	Opponent	Score
1	A	Notre Dame	66 103	32	H	Central Mich.	61 74	51	A	Clemson	65 71	105	H	Charlotte	65 61
3	A	Louisville	43 91	37	A	North Carolina	53 70	68	H	Georgia Tech	53 45	110	A	Old Dominion	73 67
3	H	Louisville	49 71	43	A	Michigan St.	66 91	72	A	Virginia Tech	45 63	115	N	South Fla.	74 67
8	H	Mississippi St.	44 72					72	H	Virginia Tech	62 58	127	A	Pittsburgh	74 57
9	H	NC State	38 66					73	H	American	57 54	133	H	Boston College	79 77
10	A	Syracuse	68 72					78	H	Duke	53 47	133	N	Boston College	77 61
10	N	Syracuse	57 67					81	H	Radford	44 57	147	H	Wake Forest	42 52
19	A	Miami (FL)	59 72									157	N	Alabama	52 64
21	H	Florida St.	61 63									184	H	Saint Louis	65 67
22	A	Kentucky	51 63									203	H	N.C. A&T	67 57
												314	H	Coppin St.	55 41
LAST 12 Division I GAMES:															
133	N	Boston College	77 61	37	A	North Carolina	53 70								
10	N	Syracuse	57 67	78	H	Duke	53 47								
1	A	Notre Dame	66 103	133	H	Boston College	79 77								
72	A	Virginia Tech	45 63	19	A	Miami (FL)	59 72								
68	H	Georgia Tech	53 45	10	A	Syracuse	68 72								
3	H	Louisville	49 71	147	H	Wake Forest	42 52								

Non-Div I Games:

Virginia

■ Loss,
■ Non-Conf, S Site,
■ Home
■ Away
N Neutral

Virginia Tech

Through Games Of March 16, 2019

Average RPI Win:	158	WON-LOST	WINNING	LAST 10	STRENGTH OF	OPP. STRENGTH	TEAM	ADJ.	CONF.	ADJ CONF.
Average RPI Loss:	33	RECORD	PCT. RANK	GAMES	SCHEDULE	OF SCHEDULE	RPI	RPI	RPI	RPI
DIV. I ONLY	20- 11	94	1- 0	84	16	72	72	1	1	
DIV. I NON-CONF.	13- 0	1	0- 0	242	142	29	29	1	1	
TOTALS	RPI 1-25	RPI 26-50	W-L RECORDS	RPI 51-100	RPI 101-999	RPI 150+				
20- 11	1- 6	1- 1	OVERALL	4- 4	14- 0	8- 0				
11- 5	1- 4	1- 1	HOME	2- 0	7- 0	6- 0				
4- 5	0- 2	0- 0	AWAY	1- 3	3- 0	1- 0				
5- 1	0- 0	0- 0	NEUTRAL	1- 1	4- 0	1- 0				
13- 0	0- 0	1- 0	NON-CONFERENCE	2- 0	10- 0	8- 0				
8- 0	0- 0	1- 0	HOME	1- 0	6- 0	6- 0				
1- 0	0- 0	0- 0	AWAY	0- 0	1- 0	1- 0				
4- 0	0- 0	0- 0	NEUTRAL	1- 0	3- 0	1- 0				
7- 11	1- 6	0- 1	CONFERENCE	2- 4	4- 0	0- 0				
3- 5	1- 4	0- 1	HOME	1- 0	1- 0	0- 0				
3- 5	0- 2	0- 0	AWAY	1- 3	2- 0	0- 0				
1- 1	0- 0	0- 0	NEUTRAL	0- 1	1- 0	0- 0				

RPI S	Opponent	Score	RPI S	Opponent	Score	RPI S	Opponent	Score	RPI S	Opponent	Score
1	H Notre Dame	51 80	28	H Rutgers	67 51	51	A Clemson	66 73	101	N Ohio St.	81 73
3	H Louisville	63 72	37	H North Carolina	69 81	51	N Clemson	79 80	119	N Dayton	69 57
9	A NC State	61 70				56	N Villanova	61 59	127	A Pittsburgh	74 58
10	H Syracuse	73 75				68	A Georgia Tech	68 76	133	A Boston College	95 86
19	A Miami (FL)	61 68				78	A Duke	64 57	147	H Wake Forest	69 57
19	H Miami (FL)	73 65				81	H Radford	55 44	147	N Wake Forest	85 63
21	H Florida St.	54 56				97	A Virginia	58 62	168	H Chattanooga	74 59
						97	H Virginia	63 45	183	A Liberty	72 61
									216	H Monmouth	82 49
									221	H Mt. St. Mary's	83 51
									275	N Richmond	85 57
									287	H Ga. Southern	78 49
									338	H Longwood	93 39
									343	H USC Upstate	96 45
LAST 12 Division I GAMES:											
147	N Wake Forest	85 63	68	A Georgia Tech	68 76						
51	N Clemson	79 80	78	A Duke	64 57						
147	H Wake Forest	69 57	3	H Louisville	63 72						
97	H Virginia	63 45	133	A Boston College	95 86						
51	A Clemson	66 73	127	A Pittsburgh	74 58						
19	H Miami (FL)	73 65	21	H Florida St.	54 56						

Non-Div I Games:

Virginia Tech

■ Loss,
 ■ Non-Conf,
 ■ S Site,
 ■ H Home
 ■ A Away
 N Neutral

Average RPI Win:	317	WON-LOST	WINNING	LAST 10	STRENGTH OF	OPP. STRENGTH	TEAM	ADJ.	CONF.	ADJ CONF.
Average RPI Loss:	220	RECORD	PCT. RANK	GAMES	SCHEDULE	OF SCHEDULE	RPI	RPI	RPI	RPI
DIV. I ONLY	9- 20	269	0- 1	330	349	319	319	31	31	
DIV. I NON-CONF.	1- 9	326	0- 0	309	339	343	343	31	31	
TOTALS	RPI 1-25	RPI 26-50	W-L RECORDS	RPI 51-100	RPI 101-999	RPI 150+				
9- 20	0- 0	0- 0	OVERALL	0- 1	9- 19	9- 16				
5- 7	0- 0	0- 0	HOME	0- 0	5- 7	5- 6				
4- 12	0- 0	0- 0	AWAY	0- 1	4- 11	4- 9				
0- 1	0- 0	0- 0	NEUTRAL	0- 0	0- 1	0- 1				
1- 9	0- 0	0- 0	NON-CONFERENCE	0- 1	1- 8	1- 5				
0- 3	0- 0	0- 0	HOME	0- 0	0- 3	0- 2				
1- 5	0- 0	0- 0	AWAY	0- 1	1- 4	1- 2				
0- 1	0- 0	0- 0	NEUTRAL	0- 0	0- 1	0- 1				
8- 11	0- 0	0- 0	CONFERENCE	0- 0	8- 11	8- 11				
5- 4	0- 0	0- 0	HOME	0- 0	5- 4	5- 4				
3- 7	0- 0	0- 0	AWAY	0- 0	3- 7	3- 7				
0- 0	0- 0	0- 0	NEUTRAL	0- 0	0- 0	0- 0				

RPI S	Opponent	Score	RPI S	Opponent	Score	RPI S	Opponent	Score	RPI S	Opponent	Score	Team's RPI: 319
						82 A	Fordham	59 80	139 A	Stony Brook	45 70	
									141 H	Yale	41 74	
									142 A	Seton Hall	40 95	
									177 A	Robert Morris	46 69	
									177 H	Robert Morris	57 77	
									191 A	Sacred Heart	51 68	
									191 A	Sacred Heart	64 72	
									191 H	Sacred Heart	68 80	
									194 A	Saint Francis (PA)	70 107	
									194 H	Saint Francis (PA)	58 67	
									221 A	Mt. St. Mary's	66 81	
									221 H	Mt. St. Mary's	92 76	
									249 A	St. Francis Brooklyn	61 76	
									249 H	St. Francis Brooklyn	87 85	
									277 N	Siena	71 74	
									279 A	Vermont	54 56	
									291 H	Army West Point	46 61	
									294 A	Bryant	73 76	
									294 H	Bryant	69 84	
									320 H	Lafayette	43 66	
									327 A	Central Conn. St.	75 63	
									327 H	Central Conn. St.	70 62	
									338 A	Longwood	86 60	
									344 A	Fairleigh Dickinson	60 44	
									344 H	Fairleigh Dickinson	71 59	
									347 A	Saint Peter's	57 69	
LAST 12 Division I GAMES:												
191 A	Sacred Heart	51 68	344 A	Fairleigh Dickinson	60 44							
277 N	Siena	71 74	221 A	Mt. St. Mary's	66 81							
294 A	Bryant	73 76	327 H	Central Conn. St.	70 62							
194 H	Saint Francis (PA)	58 67	249 H	St. Francis Brooklyn	87 85							
177 H	Robert Morris	57 77	351 A	LIU Brooklyn	66 62							
294 H	Bryant	69 84	351 H	LIU Brooklyn	72 62							

Non-Div I Games: Staten Island 86 59

Wagner

■ Loss,
 ■ Non-Conf,
 ■ S Site,
 ■ H Home
 ■ A Away
 N Neutral

W
a
g
n
e
r

Wagner
RPI S Opponent Score

Through Games Of March 16, 2019

RPI	S	Opponent	Score	
351	A	LIU Brooklyn	66	62
351	H	LIU Brooklyn	72	62

W
a
g
n
e
r

Wagner

Wake Forest

Through Games Of March 16, 2019

Average RPI Win:	163	WON-LOST	WINNING	LAST 10	STRENGTH OF	OPP. STRENGTH	TEAM	ADJ.	CONF.	ADJ CONF.
Average RPI Loss:	67	RECORD	PCT. RANK	GAMES	SCHEDULE	OF SCHEDULE	RPI	RPI	RPI	RPI
DIV. I ONLY	10- 20	262	0- 1	20	49	147	147	1	1	
DIV. I NON-CONF.	9- 4	85	0- 0	58	267	76	76	1	1	
TOTALS	RPI 1-25	RPI 26-50	W-L RECORDS	RPI 51-100	RPI 101-999	RPI 150+				
10- 20	0- 7	1- 2	OVERALL	1- 7	8- 4	4- 2				
7- 10	0- 3	1- 1	HOME	0- 3	6- 3	3- 1				
2- 9	0- 4	0- 1	AWAY	1- 3	1- 1	0- 1				
1- 1	0- 0	0- 0	NEUTRAL	0- 1	1- 0	1- 0				
9- 4	0- 0	1- 1	NON-CONFERENCE	0- 1	8- 2	4- 2				
7- 2	0- 0	1- 1	HOME	0- 0	6- 1	3- 1				
1- 2	0- 0	0- 0	AWAY	0- 1	1- 1	0- 1				
1- 0	0- 0	0- 0	NEUTRAL	0- 0	1- 0	1- 0				
1- 16	0- 7	0- 1	CONFERENCE	1- 6	0- 2	0- 0				
0- 8	0- 3	0- 0	HOME	0- 3	0- 2	0- 0				
1- 7	0- 4	0- 1	AWAY	1- 2	0- 0	0- 0				
0- 1	0- 0	0- 0	NEUTRAL	0- 1	0- 0	0- 0				

RPI 1-25				RPI 26-50				RPI 51-100				RPI 101+ Team's RPI: 147			
RPI	S	Opponent	Score	RPI	S	Opponent	Score	RPI	S	Opponent	Score	RPI	S	Opponent	Score
1	A	Notre Dame	48 78	36	H	James Madison	50 49	51	H	Clemson	53 69	105	A	Charlotte	69 43
3	H	Louisville	49 73	37	A	North Carolina	61 84	68	H	Georgia Tech	46 60	107	H	Towson	60 53
9	A	NC State	46 80	47	H	Indiana	73 87	72	A	Virginia Tech	57 69	117	H	St. John's (NY)	64 59
9	H	NC State	50 59					72	N	Virginia Tech	63 85	127	H	Pittsburgh	64 70
10	A	Syracuse	57 77					78	A	Duke	52 66	133	H	Boston College	64 65
19	H	Miami (FL)	57 72					78	H	Duke	44 55	134	H	Mercer	69 54
21	A	Florida St.	61 85					92	A	VCU	40 53	192	A	East Carolina	61 70
								97	A	Virginia	52 42	205	H	UMES	78 67
												218	H	Xavier	50 62
												251	H	Norfolk St.	63 61
												275	H	Richmond	62 48
												299	N	South Carolina St.	58 44
LAST 12 Division I GAMES:															
		72 N Virginia Tech	63 85			68 H Georgia Tech	46 60								
		72 A Virginia Tech	57 69			51 H Clemson	53 69								
		127 H Pittsburgh	64 70			21 A Florida St.	61 85								
		78 H Duke	44 55			9 H NC State	50 59								
		9 A NC State	46 80			97 A Virginia	52 42								
		10 A Syracuse	57 77			78 A Duke	52 66								

Non-Div I Games:

Wake Forest

■ Loss,
■ Non-Conf,
■ S Site,
■ H Home
■ A Away
N Neutral

Washington

Through Games Of March 16, 2019

Average RPI Win:	171	WON-LOST	WINNING	LAST 10	STRENGTH OF	OPP. STRENGTH	TEAM	ADJ.	CONF.	ADJ CONF.
Average RPI Loss:	55	RECORD	PCT. RANK	GAMES	SCHEDULE	OF SCHEDULE	RPI	RPI	RPI	RPI
DIV. I ONLY	11- 21	261	1- 0	16	54	136	136	2	2	
DIV. I NON-CONF.	7- 5	132	0- 0	75	183	120	120	2	2	
TOTALS	RPI 1-25	RPI 26-50	W-L RECORDS	RPI 51-100	RPI 101-999	RPI 150+				
11- 21	1- 8	0- 5	OVERALL	2- 5	8- 3	7- 3				
6- 9	0- 4	0- 2	HOME	0- 2	6- 1	5- 1				
2- 9	0- 3	0- 2	AWAY	0- 2	2- 2	2- 2				
3- 3	1- 1	0- 1	NEUTRAL	2- 1	0- 0	0- 0				
7- 5	0- 1	0- 2	NON-CONFERENCE	1- 1	6- 1	5- 1				
5- 2	0- 1	0- 1	HOME	0- 0	5- 0	4- 0				
1- 1	0- 0	0- 0	AWAY	0- 0	1- 1	1- 1				
1- 2	0- 0	0- 1	NEUTRAL	1- 1	0- 0	0- 0				
4- 16	1- 7	0- 3	CONFERENCE	1- 4	2- 2	2- 2				
1- 7	0- 3	0- 1	HOME	0- 2	1- 1	1- 1				
1- 8	0- 3	0- 2	AWAY	0- 2	1- 1	1- 1				
2- 1	1- 1	0- 0	NEUTRAL	1- 0	0- 0	0- 0				

RPI	S	Opponent	Score	RPI	S	Opponent	Score	RPI	S	Opponent	Score	RPI	S	Opponent	Score	Team's RPI: 136
4	A	Stanford	54 91	35	A	UCLA	60 76	53	A	Southern California	57 82	101	H	Ohio St.	69 59	
4	H	Stanford	53 72	38	H	Boise St.	69 73	78	N	Duke	71 64	158	A	Washington St.	61 94	
4	N	Stanford	61 72	41	A	California	70 79	80	H	Arizona	59 69	158	H	Washington St.	76 79	
5	A	Oregon	71 84	41	H	California	65 71	82	N	Fordham	57 65	169	A	Tulane	51 63	
5	H	Oregon	57 76	45	N	Michigan	73 80	89	A	Utah	56 88	178	A	Colorado	60 46	
8	H	Mississippi St.	56 103					89	H	Utah	43 58	178	H	Colorado	68 58	
24	A	Oregon St.	67 78					89	N	Utah	64 54	187	H	Montana	69 54	
24	H	Oregon St.	39 86									223	H	Northern Ariz.	81 59	
24	N	Oregon St.	68 67									226	H	George Mason	81 52	
												264	H	Cal St. Fullerton	83 74	
												337	A	Seattle U	69 58	
LAST 12 Division I GAMES:																
89	N	Utah	64 54	4	H	Stanford	53 72									
24	N	Oregon St.	68 67	41	H	California	65 71									
4	N	Stanford	61 72	178	A	Colorado	60 46									
38	H	Boise St.	69 73	89	A	Utah	56 88									
45	N	Michigan	73 80	158	A	Washington St.	61 94									
82	N	Fordham	57 65	80	H	Arizona	59 69									

Non-Div I Games:

Washington

■ Loss,
■ Non-Conf,
■ S Site,
■ H Home
■ A Away
N Neutral

Average RPI Win:	154	WON-LOST	WINNING	LAST 10	STRENGTH OF	OPP. STRENGTH	TEAM	ADJ.	CONF.	ADJ CONF.
Average RPI Loss:	60	RECORD	PCT. RANK	GAMES	SCHEDULE	OF SCHEDULE	RPI	RPI	RPI	RPI
DIV. I ONLY	9- 21	274	0- 1	21	28	158	158	2	2	
DIV. I NON-CONF.	5- 6	177	0- 0	69	114	164	164	2	2	
TOTALS	RPI 1-25	RPI 26-50	W-L RECORDS	RPI 51-100	RPI 101-999	RPI 150+				
9- 21	0- 8	1- 5	OVERALL	2- 4	6- 4	4- 3				
6- 9	0- 4	1- 2	HOME	2- 2	3- 1	2- 1				
1- 10	0- 4	0- 2	AWAY	0- 2	1- 2	0- 1				
2- 2	0- 0	0- 1	NEUTRAL	0- 0	2- 1	2- 1				
5- 6	0- 1	1- 1	NON-CONFERENCE	1- 1	3- 3	3- 2				
3- 3	0- 0	1- 1	HOME	1- 1	1- 1	1- 1				
0- 2	0- 1	0- 0	AWAY	0- 0	0- 1	0- 0				
2- 1	0- 0	0- 0	NEUTRAL	0- 0	2- 1	2- 1				
4- 15	0- 7	0- 4	CONFERENCE	1- 3	3- 1	1- 1				
3- 6	0- 4	0- 1	HOME	1- 1	2- 0	1- 0				
1- 8	0- 3	0- 2	AWAY	0- 2	1- 1	0- 1				
0- 1	0- 0	0- 1	NEUTRAL	0- 0	0- 0	0- 0				

RPI	S	Opponent	Score	RPI	S	Opponent	Score	RPI	S	Opponent	Score	RPI	S	Opponent	Score	Team's RPI: 158
4	A	Stanford	64 85	35	A	UCLA	56 83	53	A	Southern California	73 81	136	A	Washington	79 76	
4	H	Stanford	42 67	38	H	Boise St.	95 71	71	H	UC Davis	62 75	136	H	Washington	94 61	
5	A	Oregon	58 98	41	A	California	63 77	80	H	Arizona	90 88	149	A	CSUN	52 65	
5	H	Oregon	64 79	41	H	California	58 80	89	A	Utah	67 75	151	N	Kansas	63 71	
13	A	Gonzaga	53 76	41	N	California	58 77	89	H	Utah	68 72	178	A	Colorado	61 72	
23	H	Arizona St.	46 61	48	H	Saint Mary's (CA)	64 70	94	H	Nebraska	87 84	178	H	Colorado	74 48	
24	A	Oregon St.	69 76									180	H	Utah St.	61 72	
24	H	Oregon St.	35 52									215	N	Jacksonville St.	64 51	
												252	H	San Francisco	91 61	
												258	N	Wichita St.	85 59	
LAST 12 Division I GAMES:																
		41 N California	58 77			178 A Colorado	61 72									
		258 N Wichita St.	85 59			136 H Washington	94 61									
		215 N Jacksonville St.	64 51			80 H Arizona	90 88									
		41 H California	58 80			23 H Arizona St.	46 61									
		4 H Stanford	42 67			53 A Southern California	73 81									
		89 A Utah	67 75			35 A UCLA	56 83									

Non-Div I Games:

Washington St.

■ Loss,
 ■ Non-Conf,
 ■ S Site,
 ■ H Home
 ■ A Away
 N Neutral

Average RPI Win: 230	WON-LOST	WINNING	LAST 10	STRENGTH OF	OPP. STRENGTH	TEAM	ADJ.	CONF.	ADJ CONF.
Average RPI Loss: 169	RECORD	PCT. RANK	GAMES	SCHEDULE	OF SCHEDULE	RPI	RPI	RPI	RPI
DIV. I ONLY	5- 25	331	0- 1	253	180	313	313	16	16
DIV. I NON-CONF.	2- 7	288	0- 0	277	250	311	311	12	12
TOTALS	RPI 1-25	RPI 26-50	W-L RECORDS	RPI 51-100	RPI 101-999	RPI 150+			
5- 25	0- 0	0- 0	OVERALL	0- 5	5- 20	4- 13			
2- 11	0- 0	0- 0	HOME	0- 1	2- 10	2- 6			
3- 12	0- 0	0- 0	AWAY	0- 3	3- 9	2- 6			
0- 2	0- 0	0- 0	NEUTRAL	0- 1	0- 1	0- 1			
2- 7	0- 0	0- 0	NON-CONFERENCE	0- 3	2- 4	2- 4			
1- 2	0- 0	0- 0	HOME	0- 0	1- 2	1- 2			
1- 4	0- 0	0- 0	AWAY	0- 2	1- 2	1- 2			
0- 1	0- 0	0- 0	NEUTRAL	0- 1	0- 0	0- 0			
3- 18	0- 0	0- 0	CONFERENCE	0- 2	3- 16	2- 9			
1- 9	0- 0	0- 0	HOME	0- 1	1- 8	1- 4			
2- 8	0- 0	0- 0	AWAY	0- 1	2- 7	1- 4			
0- 1	0- 0	0- 0	NEUTRAL	0- 0	0- 1	0- 1			

RPI S	Opponent	Score	RPI S	Opponent	Score	RPI S	Opponent	Score	RPI S	Opponent	Score	Team's RPI: 313
						84	A Idaho	78 86	106	A Portland St.	38 65	
						84	H Idaho	74 79	106	H Portland St.	59 77	
						89	A Utah	56 77	109	A Idaho St.	57 84	
						92	N VCU	36 64	109	H Idaho St.	57 70	
						99	A Pepperdine	47 68	128	A Northern Colo.	55 54	
									128	H Northern Colo.	61 75	
									148	A Montana St.	59 72	
									148	H Montana St.	59 66	
									159	H UC Riverside	39 71	
									181	A Eastern Wash.	70 66	
									181	H Eastern Wash.	58 64	
									181	N Eastern Wash.	74 81	
									187	A Montana	56 64	
									187	H Montana	60 72	
									189	H Portland	73 89	
									223	A Northern Ariz.	64 74	
									223	H Northern Ariz.	64 75	
									259	H UTEP	68 63	
									265	A Sacramento St.	62 77	
									265	H Sacramento St.	69 78	
									272	A Southern Utah	79 84	
									272	H Southern Utah	67 66	
									293	A Utah Valley	59 65	
									302	A UTSA	59 66	
									308	A Incarnate Word	72 64	
LAST 12 Division I GAMES:												
			181	N Eastern Wash.	74 81		148	A Montana St.	59 72			
			181	A Eastern Wash.	70 66		187	A Montana	56 64			
			84	A Idaho	78 86		223	H Northern Ariz.	64 75			
			128	H Northern Colo.	61 75		272	H Southern Utah	67 66			
			109	A Idaho St.	57 84		265	A Sacramento St.	62 77			
			265	H Sacramento St.	69 78		106	A Portland St.	38 65			

Non-Div I Games: La Verne 105 43

Weber St.

■ Loss,
 ■ Non-Conf,
 ■ S Site,
 ■ Home
 ■ A Away
 N Neutral

West Virginia

Through Games Of March 16, 2019

Average RPI Win:	178	WON-LOST	WINNING	LAST 10	STRENGTH OF	OPP. STRENGTH	TEAM	ADJ.	CONF.	ADJ CONF.
Average RPI Loss:	36	RECORD	PCT. RANK	GAMES	SCHEDULE	OF SCHEDULE	RPI	RPI	RPI	RPI
DIV. I ONLY	20- 10	78	0- 1	115	22	79	79	3	3	
DIV. I NON-CONF.	9- 2	43	0- 0	333	140	179	179	3	3	
TOTALS	RPI 1-25	RPI 26-50	W-L RECORDS	RPI 51-100	RPI 101-999	RPI 150+				
20- 10	1- 4	2- 4	OVERALL	1- 1	16- 1	10- 1				
13- 4	1- 1	1- 2	HOME	1- 0	10- 1	7- 1				
6- 4	0- 2	1- 1	AWAY	0- 1	5- 0	2- 0				
1- 2	0- 1	0- 1	NEUTRAL	0- 0	1- 0	1- 0				
9- 2	0- 1	0- 1	NON-CONFERENCE	0- 0	9- 0	7- 0				
7- 1	0- 0	0- 1	HOME	0- 0	7- 0	6- 0				
1- 0	0- 0	0- 0	AWAY	0- 0	1- 0	0- 0				
1- 1	0- 1	0- 0	NEUTRAL	0- 0	1- 0	1- 0				
11- 8	1- 3	2- 3	CONFERENCE	1- 1	7- 1	3- 1				
6- 3	1- 1	1- 1	HOME	1- 0	3- 1	1- 1				
5- 4	0- 2	1- 1	AWAY	0- 1	4- 0	2- 0				
0- 1	0- 0	0- 1	NEUTRAL	0- 0	0- 0	0- 0				

RPI	S	Opponent	Score	RPI	S	Opponent	Score	RPI	S	Opponent	Score	RPI	S	Opponent	Score
2	A	Baylor	47 79	29	A	Texas	64 58	57	A	TCU	48 62	107	H	Towson	90 43
2	H	Baylor	57 63	29	H	Texas	58 70	57	H	TCU	79 65	127	A	Pittsburgh	77 43
7	N	Iowa	81 84	30	H	Missouri	51 68					140	A	Texas Tech	75 72
11	A	Iowa St.	61 77	33	A	Kansas St.	79 90					140	H	Texas Tech	68 65
11	H	Iowa St.	73 64	33	H	Kansas St.	60 30					143	A	Oklahoma St.	77 54
				33	N	Kansas St.	59 72					143	H	Oklahoma St.	67 58
												151	A	Kansas	75 61
												151	H	Kansas	71 50
												154	A	Oklahoma	66 55
												154	H	Oklahoma	69 80
												271	H	Niagara	84 32
												294	H	Bryant	94 48
												311	H	Morgan St.	72 37
												314	H	Coppin St.	78 37
												325	H	NJIT	95 50
												333	H	Eastern Ky.	78 29
												333	N	Eastern Ky.	81 39
LAST 12 Division I GAMES:															
				33	N	Kansas St.	59 72					143	A	Oklahoma St.	77 54
				333	N	Eastern Ky.	81 39					57	H	TCU	79 65
				2	H	Baylor	57 63					140	A	Texas Tech	75 72
				151	A	Kansas	75 61					11	A	Iowa St.	61 77
				33	A	Kansas St.	79 90					151	H	Kansas	71 50
				154	H	Oklahoma	69 80					29	A	Texas	64 58

Non-Div I Games:

West Virginia

■ Loss,
■ Non-Conf,
■ S Site,
■ H Home
■ A Away
N Neutral

Average RPI Win:	325	WON-LOST	WINNING	LAST 10	STRENGTH OF	OPP. STRENGTH	TEAM	ADJ.	CONF.	ADJ CONF.
Average RPI Loss:	207	RECORD	PCT. RANK	GAMES	SCHEDULE	OF SCHEDULE	RPI	RPI	RPI	RPI
DIV. I ONLY	2- 26	349	0- 1	249	322	341	341	28	28	
DIV. I NON-CONF.	2- 11	316	0- 0	171	345	305	305	24	24	
TOTALS	RPI 1-25	RPI 26-50	W-L RECORDS	RPI 51-100	RPI 101-999	RPI 150+				
2- 26	0- 1	0- 0	OVERALL	0- 1	2- 24	2- 20				
1- 11	0- 0	0- 0	HOME	0- 0	1- 11	1- 10				
1- 13	0- 1	0- 0	AWAY	0- 1	1- 11	1- 9				
0- 2	0- 0	0- 0	NEUTRAL	0- 0	0- 2	0- 1				
2- 11	0- 1	0- 0	NON-CONFERENCE	0- 1	2- 9	2- 8				
1- 4	0- 0	0- 0	HOME	0- 0	1- 4	1- 4				
1- 6	0- 1	0- 0	AWAY	0- 1	1- 4	1- 3				
0- 1	0- 0	0- 0	NEUTRAL	0- 0	0- 1	0- 1				
0- 15	0- 0	0- 0	CONFERENCE	0- 0	0- 15	0- 12				
0- 7	0- 0	0- 0	HOME	0- 0	0- 7	0- 6				
0- 7	0- 0	0- 0	AWAY	0- 0	0- 7	0- 6				
0- 1	0- 0	0- 0	NEUTRAL	0- 0	0- 1	0- 0				

RPI S	Opponent	Score	RPI S	Opponent	Score	RPI S	Opponent	Score	RPI S	Opponent	Score	Team's RPI: 341
22	A Kentucky	39 99				68	A Georgia Tech	49 84	134	A Mercer	55 71	
									134	H Mercer	67 69	
									134	N Mercer	32 55	
									146	A Tennessee Tech	58 77	
									168	A Chattanooga	58 72	
									168	H Chattanooga	50 65	
									174	A UNC Asheville	49 74	
									179	A Coastal Caro.	59 77	
									193	A Furman	55 65	
									193	H Furman	28 53	
									198	H Campbell	37 63	
									199	N North Ala.	66 89	
									203	H N.C. A&T	51 69	
									242	A ETSU	80 88	
									242	H ETSU	41 72	
									243	H Gardner-Webb	52 62	
									257	A Wofford	65 91	
									257	H Wofford	55 63	
									290	A Samford	43 58	
									290	H Samford	42 75	
									299	H South Carolina St.	39 54	
									306	A Winthrop	65 57	
									309	A UNC Greensboro	59 71	
									309	H UNC Greensboro	42 66	
									325	A NJIT	71 79	
									343	H USC Upstate	68 64	
LAST 12 Division I GAMES:												
134	N Mercer	32 55	257	H Wofford	55 63							
168	H Chattanooga	50 65	193	H Furman	28 53							
242	H ETSU	41 72	242	A ETSU	80 88							
309	H UNC Greensboro	42 66	168	A Chattanooga	58 72							
134	A Mercer	55 71	309	A UNC Greensboro	59 71							
290	A Samford	43 58	290	H Samford	42 75							

Non-Div I Games: North Greenville 71 44 Young Harris 63 54

Western Caro.

Loss, Non-Conf, S Site, H Home A Away N Neutral

Average RPI Win:	271	WON-LOST	WINNING	LAST 10	STRENGTH OF	OPP. STRENGTH	TEAM	ADJ.	CONF.	ADJ CONF.
Average RPI Loss:	133	RECORD	PCT. RANK	GAMES	SCHEDULE	OF SCHEDULE	RPI	RPI	RPI	RPI
DIV. I ONLY	10- 18	250	0- 1	164	223	241	241	19	19	
DIV. I NON-CONF.	2- 9	297	0- 0	95	217	268	268	18	18	
TOTALS	RPI 1-25	RPI 26-50	W-L RECORDS	RPI 51-100	RPI 101-999	RPI 150+				
10- 18	0- 1	0- 5	OVERALL	0- 2	10- 10	10- 9				
6- 5	0- 1	0- 3	HOME	0- 0	6- 1	6- 1				
3- 9	0- 0	0- 2	AWAY	0- 2	3- 5	3- 5				
1- 4	0- 0	0- 0	NEUTRAL	0- 0	1- 4	1- 3				
2- 9	0- 1	0- 1	NON-CONFERENCE	0- 2	2- 5	2- 4				
1- 2	0- 1	0- 1	HOME	0- 0	1- 0	1- 0				
0- 4	0- 0	0- 0	AWAY	0- 2	0- 2	0- 2				
1- 3	0- 0	0- 0	NEUTRAL	0- 0	1- 3	1- 2				
8- 9	0- 0	0- 4	CONFERENCE	0- 0	8- 5	8- 5				
5- 3	0- 0	0- 2	HOME	0- 0	5- 1	5- 1				
3- 5	0- 0	0- 2	AWAY	0- 0	3- 3	3- 3				
0- 1	0- 0	0- 0	NEUTRAL	0- 0	0- 1	0- 1				

RPI 1-25				RPI 26-50				RPI 51-100				RPI 101+ Team's RPI: 241			
RPI	S	Opponent	Score	RPI	S	Opponent	Score	RPI	S	Opponent	Score	RPI	S	Opponent	Score
17	H	Drake	71 98	26	A	South Dakota St.	62 100	74	A	Butler	51 92	126	N	Northern Ill.	61 86
				26	H	South Dakota St.	84 93	90	A	Purdue	60 81	153	A	Bradley	68 82
				30	H	Missouri	64 89					160	A	Oral Roberts	64 68
				39	A	South Dakota	49 92					160	H	Oral Roberts	85 92
				39	H	South Dakota	61 83					160	N	Oral Roberts	64 68
												167	A	Denver	85 94
												167	H	Denver	87 78
												193	N	Furman	85 78
												224	A	North Dakota	92 80
												224	H	North Dakota	111 90
												245	A	Southeast Mo. St.	71 81
												259	N	UTEP	72 84
												261	H	Austin Peay	77 72
												295	N	Eastern Ill.	62 64
												321	A	North Dakota St.	60 68
												321	H	North Dakota St.	82 70
												326	A	Omaha	79 67
												326	H	Omaha	78 70
												334	A	Purdue Fort Wayne	90 61
												334	H	Purdue Fort Wayne	73 59
LAST 12 Division I GAMES:															
				160	N	Oral Roberts	64 68	334	A	Purdue Fort Wayne	90 61				
				26	A	South Dakota St.	62 100	321	H	North Dakota St.	82 70				
				167	A	Denver	85 94	224	H	North Dakota	111 90				
				160	H	Oral Roberts	85 92	39	A	South Dakota	49 92				
				39	H	South Dakota	61 83	334	H	Purdue Fort Wayne	73 59				
				326	A	Omaha	79 67	326	H	Omaha	78 70				

Non-Div I Games: MacMurray 136 39 William Woods 81 73

Western Ill.

Loss, Non-Conf, S Site, H Home A Away N Neutral

Average RPI Win:	196	WON-LOST	WINNING	LAST 10	STRENGTH OF	OPP. STRENGTH	TEAM	ADJ.	CONF.	ADJ CONF.
Average RPI Loss:	75	RECORD	PCT. RANK	GAMES	SCHEDULE	OF SCHEDULE	RPI	RPI	RPI	RPI
DIV. I ONLY	16- 14	148	1- 1	49	85	95	95	14	14	
DIV. I NON-CONF.	4- 8	241	0- 0	25	4	129	129	17	17	
TOTALS	RPI 1-25	RPI 26-50	W-L RECORDS	RPI 51-100	RPI 101-999	RPI 150+				
16- 14	0- 5	0- 3	OVERALL	2- 2	14- 4	11- 4				
7- 6	0- 2	0- 1	HOME	1- 0	6- 3	4- 3				
7- 5	0- 1	0- 1	AWAY	1- 2	6- 1	6- 1				
2- 3	0- 2	0- 1	NEUTRAL	0- 0	2- 0	1- 0				
4- 8	0- 5	0- 1	NON-CONFERENCE	1- 0	3- 2	3- 2				
2- 3	0- 2	0- 0	HOME	0- 0	2- 1	2- 1				
1- 3	0- 1	0- 1	AWAY	1- 0	0- 1	0- 1				
1- 2	0- 2	0- 0	NEUTRAL	0- 0	1- 0	1- 0				
12- 6	0- 0	0- 2	CONFERENCE	1- 2	11- 2	8- 2				
5- 3	0- 0	0- 1	HOME	1- 0	4- 2	2- 2				
6- 2	0- 0	0- 0	AWAY	0- 2	6- 0	6- 0				
1- 1	0- 0	0- 1	NEUTRAL	0- 0	1- 0	0- 0				

RPI 1-25				RPI 26-50				RPI 51-100				Team's RPI: 95		RPI 101+				
RPI	S	Opponent	Score	RPI	S	Opponent	Score	RPI	S	Opponent	Score			RPI	S	Opponent	Score	
1	A	Notre Dame	53 94	30	H	Rice	46 68	60	A	Little Rock	68 56			105	H	Charlotte	76 58	
3	H	Louisville	80 102	30	N	Rice	57 64	64	A	Middle Tenn.	69 81			110	H	Old Dominion	75 60	
7	H	Iowa	67 104	32	A	Central Mich.	90 108	64	H	Middle Tenn.	67 56			110	N	Old Dominion	74 60	
13	N	Gonzaga	55 76					100	A	UAB	63 70			154	A	Oklahoma	83 90	
24	N	Oregon St.	60 74											155	H	Southern Ill.	83 76	
														172	H	Louisiana Tech	81 76	
														176	A	North Texas	71 66	
														176	H	North Texas	67 76	
														195	H	Southern Miss.	56 69	
														220	H	Ball St.	83 86	
														222	A	Marshall	69 66	
														222	H	Marshall	85 55	
														242	N	ETSU	82 68	
														259	A	UTEP	64 61	
														302	A	UTSA	81 62	
														307	A	Fla. Atlantic	81 50	
														311	H	Morgan St.	90 43	
														322	A	FIU	94 82	
LAST 12 Division I GAMES:																		
				110	N	Old Dominion	74 60					222	A	Marshall	69 66			
				30	N	Rice	57 64					100	A	UAB	63 70			
				13	N	Gonzaga	55 76					64	A	Middle Tenn.	69 81			
				242	N	ETSU	82 68					176	H	North Texas	67 76			
				64	H	Middle Tenn.	67 56					30	H	Rice	46 68			
				176	A	North Texas	71 66					259	A	UTEP	64 61			

Non-Div I Games: Union (TN) 77 65 Bellarmine 95 57

Western Ky.

Loss, Non-Conf, S Site, H Home A Away N Neutral

Average RPI Win:	279	WON-LOST	WINNING	LAST 10	STRENGTH OF	OPP. STRENGTH	TEAM	ADJ.	CONF.	ADJ CONF.
Average RPI Loss:	115	RECORD	PCT. RANK	GAMES	SCHEDULE	OF SCHEDULE	RPI	RPI	RPI	RPI
DIV. I ONLY	9- 20	269	0- 1	245	113	270	270	8	8	
DIV. I NON-CONF.	5- 5	162	0- 0	350	288	330	330	9	9	
TOTALS	RPI 1-25	RPI 26-50	W-L RECORDS	RPI 51-100	RPI 101-999	RPI 150+				
9- 20	0- 1	0- 5	OVERALL	0- 4	9- 10	9- 6				
4- 10	0- 1	0- 3	HOME	0- 2	4- 4	4- 2				
4- 9	0- 0	0- 2	AWAY	0- 2	4- 5	4- 3				
1- 1	0- 0	0- 0	NEUTRAL	0- 0	1- 1	1- 1				
5- 5	0- 0	0- 1	NON-CONFERENCE	0- 0	5- 4	5- 3				
2- 3	0- 0	0- 1	HOME	0- 0	2- 2	2- 1				
2- 1	0- 0	0- 0	AWAY	0- 0	2- 1	2- 1				
1- 1	0- 0	0- 0	NEUTRAL	0- 0	1- 1	1- 1				
4- 15	0- 1	0- 4	CONFERENCE	0- 4	4- 6	4- 3				
2- 7	0- 1	0- 2	HOME	0- 2	2- 2	2- 1				
2- 8	0- 0	0- 2	AWAY	0- 2	2- 4	2- 2				
0- 0	0- 0	0- 0	NEUTRAL	0- 0	0- 0	0- 0				

RPI 1-25				RPI 26-50				RPI 51-100				RPI 101+ Team's RPI: 270			
RPI	S	Opponent	Score	RPI	S	Opponent	Score	RPI	S	Opponent	Score	RPI	S	Opponent	Score
25	H	Buffalo	59 61	32	A	Central Mich.	57 88	83	A	Kent St.	51 55	124	H	New Mexico St.	54 66
				32	H	Central Mich.	53 87	83	H	Kent St.	52 56	126	A	Northern Ill.	69 70
				34	A	Ohio	56 70	85	A	Toledo	63 73	126	A	Northern Ill.	64 77
				44	H	Miami (OH)	62 81	85	H	Toledo	57 80	126	H	Northern Ill.	71 74
				45	H	Michigan	42 79					164	A	Akron	62 69
												164	H	Akron	59 72
												196	A	Eastern Mich.	61 64
												196	H	Eastern Mich.	71 68
												219	A	Bowling Green	84 82
												220	A	Ball St.	65 62
												220	H	Ball St.	72 54
												224	N	North Dakota	50 62
												239	A	Ole Miss	66 69
												254	H	Loyola Chicago	53 64
												307	A	Fla. Atlantic	69 59
												333	H	Eastern Ky.	64 53
												334	H	Purdue Fort Wayne	69 61
												336	A	Detroit Mercy	54 44
												346	N	Florida A&M	69 50
LAST 12 Division I GAMES:															
126	A	Northern Ill.	69 70	83	H	Kent St.	52 56								
126	H	Northern Ill.	71 74	34	A	Ohio	56 70								
32	A	Central Mich.	57 88	32	H	Central Mich.	53 87								
220	H	Ball St.	72 54	164	A	Akron	62 69								
85	A	Toledo	63 73	83	A	Kent St.	51 55								
196	H	Eastern Mich.	71 68	44	H	Miami (OH)	62 81								

Non-Div I Games: Saginaw Valley 75 51

Western Mich.

■ Loss,
 ■ Non-Conf,
 ■ S Site,
 ■ Home
 ■ Away
 N Neutral

Average RPI Win:	220	WON-LOST	WINNING	LAST 10	STRENGTH OF	OPP. STRENGTH	TEAM	ADJ.	CONF.	ADJ CONF.
Average RPI Loss:	129	RECORD	PCT. RANK	GAMES	SCHEDULE	OF SCHEDULE	RPI	RPI	RPI	RPI
DIV. I ONLY	12- 18	227	0- 1	224	108	258	258	9	9	
DIV. I NON-CONF.	7- 6	153	0- 0	244	224	257	257	8	8	
TOTALS	RPI 1-25	RPI 26-50	W-L RECORDS	RPI 51-100	RPI 101-999	RPI 150+				
12- 18	0- 2	0- 1	OVERALL	1- 2	11- 13	11- 8				
10- 8	0- 2	0- 0	HOME	1- 1	9- 5	9- 2				
2- 6	0- 0	0- 0	AWAY	0- 1	2- 5	2- 4				
0- 4	0- 0	0- 1	NEUTRAL	0- 0	0- 3	0- 2				
7- 6	0- 0	0- 1	NON-CONFERENCE	1- 1	6- 4	6- 1				
7- 3	0- 0	0- 0	HOME	1- 1	6- 2	6- 0				
0- 0	0- 0	0- 0	AWAY	0- 0	0- 0	0- 0				
0- 3	0- 0	0- 1	NEUTRAL	0- 0	0- 2	0- 1				
5- 12	0- 2	0- 0	CONFERENCE	0- 1	5- 9	5- 7				
3- 5	0- 2	0- 0	HOME	0- 0	3- 3	3- 2				
2- 6	0- 0	0- 0	AWAY	0- 1	2- 5	2- 4				
0- 1	0- 0	0- 0	NEUTRAL	0- 0	0- 1	0- 1				

RPI	S	Opponent	Score	RPI	S	Opponent	Score	RPI	S	Opponent	Score	RPI	S	Opponent	Score	Team's RPI: 258
6	H	UConn	47 84	39	N	South Dakota	64 73	65	H	Missouri St.	63 60	111	H	Houston	58 66	
15	H	UCF	49 57					77	A	Cincinnati	54 82	115	A	South Fla.	46 55	
								91	H	Creighton	71 83	116	N	Northwestern	43 65	
												143	H	Oklahoma St.	47 60	
												146	H	Tennessee Tech	45 55	
												156	A	Tulsa	49 63	
												156	H	Tulsa	71 49	
												156	N	Tulsa	50 61	
												158	N	Washington St.	59 85	
												165	A	Temple	52 68	
												165	H	Temple	40 65	
												169	A	Tulane	62 44	
												172	H	Louisiana Tech	70 56	
												182	H	Sam Houston St.	63 55	
												192	A	East Carolina	56 78	
												192	H	East Carolina	57 47	
												207	H	Grambling	70 61	
												232	A	SMU	50 78	
												232	H	SMU	53 42	
												234	A	Memphis	57 48	
												234	H	Memphis	50 71	
												332	H	Houston Baptist	68 50	
												345	H	Savannah St.	66 50	
												349	H	Ark.-Pine Bluff	76 39	
LAST 12 Division I GAMES:																
156	N	Tulsa	50 61	15	H	UCF	49 57	232	H	SMU	53 42					
158	N	Washington St.	59 85	77	A	Cincinnati	54 82	234	A	Memphis	57 48					
156	H	Tulsa	71 49	165	H	Temple	40 65	192	H	East Carolina	57 47					
165	A	Temple	52 68													
6	H	UConn	47 84													
115	A	South Fla.	46 55													

Non-Div I Games:

Wichita St.

■ Loss,
■ Non-Conf,
■ S Site,
■ H Home
■ A Away
N Neutral

William & Mary

Through Games Of March 16, 2019

Average RPI Win:	216	WON-LOST	WINNING	LAST 10	STRENGTH OF	OPP. STRENGTH	TEAM	ADJ.	CONF.	ADJ CONF.
Average RPI Loss:	121	RECORD	PCT. RANK	GAMES	SCHEDULE	OF SCHEDULE	RPI	RPI	RPI	RPI
DIV. I ONLY	15- 16	181	1- 0	138	154	161	161	10	10	
DIV. I NON-CONF.	7- 4	108	0- 0	166	301	111	111	10	10	
TOTALS	RPI 1-25	RPI 26-50	W-L RECORDS	RPI 51-100	RPI 101-999	RPI 150+				
15- 16	0- 0	0- 2	OVERALL	1- 5	14- 9	12- 2				
7- 7	0- 0	0- 1	HOME	0- 3	7- 3	6- 1				
7- 8	0- 0	0- 1	AWAY	1- 1	6- 6	5- 1				
1- 1	0- 0	0- 0	NEUTRAL	0- 1	1- 0	1- 0				
7- 4	0- 0	0- 0	NON-CONFERENCE	0- 1	7- 3	7- 0				
4- 1	0- 0	0- 0	HOME	0- 1	4- 0	4- 0				
3- 3	0- 0	0- 0	AWAY	0- 0	3- 3	3- 0				
0- 0	0- 0	0- 0	NEUTRAL	0- 0	0- 0	0- 0				
8- 12	0- 0	0- 2	CONFERENCE	1- 4	7- 6	5- 2				
3- 6	0- 0	0- 1	HOME	0- 2	3- 3	2- 1				
4- 5	0- 0	0- 1	AWAY	1- 1	3- 3	2- 1				
1- 1	0- 0	0- 0	NEUTRAL	0- 1	1- 0	1- 0				

RPI 1-25				RPI 26-50				RPI 51-100				RPI 101+				Team's RPI: 161	
RPI	S	Opponent	Score	RPI	S	Opponent	Score	RPI	S	Opponent	Score	RPI	S	Opponent	Score		
				36	A	James Madison	48 65	63	A	Drexel	77 72	103	A	Hartford	45 50		
				36	H	James Madison	65 78	63	H	Drexel	58 62	107	A	Towson	80 69		
								63	N	Drexel	60 71	107	H	Towson	75 82		
								92	H	VCU	55 72	110	A	Old Dominion	69 83		
								96	A	Northeastern	74 88	123	A	UNCW	58 66		
								96	H	Northeastern	71 75	123	H	UNCW	70 64		
												138	A	Delaware	52 68		
												138	H	Delaware	59 70		
												150	A	Davidson	65 76		
												192	H	East Carolina	63 43		
												217	H	George Washington	73 59		
												229	H	Howard	88 75		
												230	A	Hofstra	60 55		
												230	H	Hofstra	83 72		
												240	A	Elon	64 59		
												240	H	Elon	65 60		
												251	A	Norfolk St.	55 44		
												266	A	Loyola Maryland	65 49		
												275	H	Richmond	65 55		
												284	A	Fairfield	60 54		
												296	A	Col. of Charleston	77 79		
												296	H	Col. of Charleston	54 66		
												296	N	Col. of Charleston	61 41		
LAST 12 Division I GAMES:																	
				296	N	Col. of Charleston	61 41	36	H	James Madison	65 78						
				63	N	Drexel	60 71	107	H	Towson	75 82						
				230	H	Hofstra	83 72	240	A	Elon	64 59						
				96	H	Northeastern	71 75	123	A	UNCW	58 66						
				138	A	Delaware	52 68	296	A	Col. of Charleston	77 79						
				63	A	Drexel	77 72	63	H	Drexel	58 62						

Non-Div I Games:

William & Mary

Loss, Non-Conf, S Site, H Home A Away N Neutral

Winthrop

Average RPI Win: **286**
 Average RPI Loss: **209**

WON-LOST
RECORD

WINNING
PCT. RANK

LAST 10
GAMES

STRENGTH OF
SCHEDULE

OPP. STRENGTH
OF SCHEDULE

TEAM
RPI

ADJ.
RPI

CONF.
RPI

ADJ CONF.
RPI

DIV. I ONLY

10- 19

257

0- 1

333

313

306

306

27

27

DIV. I NON-CONF.

4- 6

212

0- 0

326

323

282

282

29

29

TOTALS

RPI 1-25

RPI 26-50

W-L RECORDS

RPI 51-100

RPI 101-999

RPI 150+

10- 19

0- 0

0- 1

OVERALL

0- 2

10- 16

10- 14

5- 8

0- 0

0- 0

HOME

0- 1

5- 7

5- 7

5- 11

0- 0

0- 1

AWAY

0- 1

5- 9

5- 7

0- 0

0- 0

0- 0

NEUTRAL

0- 0

0- 0

0- 0

4- 6

0- 0

0- 1

NON-CONFERENCE

0- 0

4- 5

4- 4

2- 1

0- 0

0- 0

HOME

0- 0

2- 1

2- 1

2- 5

0- 0

0- 1

AWAY

0- 0

2- 4

2- 3

0- 0

0- 0

0- 0

NEUTRAL

0- 0

0- 0

0- 0

6- 13

0- 0

0- 0

CONFERENCE

0- 2

6- 11

6- 10

3- 7

0- 0

0- 0

HOME

0- 1

3- 6

3- 6

3- 6

0- 0

0- 0

AWAY

0- 1

3- 5

3- 4

0- 0

0- 0

0- 0

NEUTRAL

0- 0

0- 0

0- 0

RPI 1-25

RPI 26-50

RPI 51-100

RPI 101+




























Team's RPI: 306

RPI S Opponent Score















RPI S Opponent Score

RPI S Opponent Score

RPI S Opponent Score

36  James Madison 39  5681  Radford 49  7081  Radford 57  79112  Georgia 39  85114  High Point 54  56174  UNC Asheville 36  70174  UNC Asheville 43  55186  Wisconsin 41  76198  Campbell 59 46198  Campbell 67  76202  Hampton 63  88202  Hampton 63  84240  Elon 58 57243  Gardner-Webb 64 62243  Gardner-Webb 52  65257  Wofford 53  70280  Charleston So. 57  67280  Charleston So. 57 52287  Ga. Southern 55  64296  Col. of Charleston 71 64299  South Carolina St. 58 50315  Presbyterian 62 54315  Presbyterian 52  64315  Presbyterian 55 52335  N.C. Central 66 41338  Longwood 77 69341  Western Caro. 57  65343  USC Upstate 49  58343  USC Upstate 50  76

LAST 12 Division I GAMES:

315  Presbyterian 52  64202  Hampton 63  88280  Charleston So. 57  67198  Campbell 67  76343  USC Upstate 49  5881  Radford 57  79174  UNC Asheville 43  55243  Gardner-Webb 52  65315  Presbyterian 62 54174  UNC Asheville 36  70114  High Point 54  56315  Presbyterian 55 52





Winthrop

Winthrop

Non-Div I Games: Newberry

63  67

Winthrop

 Loss,  Non-Conf, S Site,  Home  Away N Neutral

Average RPI Win:	199	WON-LOST	WINNING	LAST 10	STRENGTH OF	OPP. STRENGTH	TEAM	ADJ.	CONF.	ADJ CONF.
Average RPI Loss:	83	RECORD	PCT. RANK	GAMES	SCHEDULE	OF SCHEDULE	RPI	RPI	RPI	RPI
DIV. I ONLY	15- 18	203	1- 0	165	72	186	186	4	4	
DIV. I NON-CONF.	9- 3	62	0- 0	314	222	173	173	6	6	
TOTALS	RPI 1-25	RPI 26-50	W-L RECORDS	RPI 51-100	RPI 101-999	RPI 150+				
15- 18	0- 2	1- 5	OVERALL	2- 3	12- 8	8- 1				
10- 6	0- 0	1- 2	HOME	2- 1	7- 3	6- 0				
1- 10	0- 2	0- 2	AWAY	0- 1	1- 5	1- 1				
4- 2	0- 0	0- 1	NEUTRAL	0- 1	4- 0	1- 0				
9- 3	0- 0	0- 0	NON-CONFERENCE	0- 3	9- 0	7- 0				
6- 1	0- 0	0- 0	HOME	0- 1	6- 0	5- 0				
1- 1	0- 0	0- 0	AWAY	0- 1	1- 0	1- 0				
2- 1	0- 0	0- 0	NEUTRAL	0- 1	2- 0	1- 0				
6- 15	0- 2	1- 5	CONFERENCE	2- 0	3- 8	1- 1				
4- 5	0- 0	1- 2	HOME	2- 0	1- 3	1- 0				
0- 9	0- 2	0- 2	AWAY	0- 0	0- 5	0- 1				
2- 1	0- 0	0- 1	NEUTRAL	0- 0	2- 0	0- 0				

RPI	S	Opponent	Score	RPI	S	Opponent	Score	RPI	S	Opponent	Score	RPI	S	Opponent	Score	Team's RPI: 186
7	A	Iowa	53 71	28	A	Rutgers	53 73	67	N	Arkansas	68 69	101	A	Ohio St.	68 70	
14	A	Maryland	57 75	43	H	Michigan St.	79 62	69	A	Green Bay	46 55	101	H	Ohio St.	50 61	
				45	A	Michigan	49 59	78	H	Duke	53 60	101	N	Ohio St.	73 63	
				45	H	Michigan	70 76	90	H	Purdue	76 69	108	A	Minnesota	56 74	
				45	N	Michigan	65 73	94	H	Nebraska	70 69	108	H	Minnesota	50 78	
				47	H	Indiana	68 75					116	A	Northwestern	46 72	
												127	N	Pittsburgh	57 42	
												135	H	IUPUI	65 64	
												145	A	Penn St.	64 71	
												145	H	Penn St.	59 65	
												145	N	Penn St.	65 57	
												197	A	Milwaukee	68 57	
												222	H	Marshall	67 49	
												225	A	Illinois	68 78	
												225	H	Illinois	75 67	
												305	N	Tennessee St.	58 53	
												306	H	Winthrop	76 41	
												321	H	North Dakota St.	64 53	
												331	H	Evansville	96 60	
												348	H	Chicago St.	85 38	
LAST 12 Division I GAMES:																
				145	N	Penn St.	65 57	225	H	Illinois	75 67					
				101	N	Ohio St.	73 63	101	A	Ohio St.	68 70					
				45	N	Michigan	65 73	43	H	Michigan St.	79 62					
				45	A	Michigan	49 59	225	A	Illinois	68 78					
				101	H	Ohio St.	50 61	45	H	Michigan	70 76					
				28	A	Rutgers	53 73	14	A	Maryland	57 75					

Non-Div I Games:

Wisconsin

■ Loss,
 ■ Non-Conf,
 ■ S Site,
 ■ H Home
 ■ A Away
 N Neutral

Average RPI Win: 277	WON-LOST	WINNING	LAST 10	STRENGTH OF	OPP. STRENGTH	TEAM	ADJ.	CONF.	ADJ CONF.
Average RPI Loss: 185	RECORD	PCT. RANK	GAMES	SCHEDULE	OF SCHEDULE	RPI	RPI	RPI	RPI
DIV. I ONLY	13- 15	197	1- 0	340	253	257	257	28	28
DIV. I NON-CONF.	5- 7	206	0- 0	324	245	251	251	24	24
TOTALS	RPI 1-25	RPI 26-50	W-L RECORDS	RPI 51-100	RPI 101-999	RPI 150+			
13- 15	0- 0	0- 0	OVERALL	0- 2	13- 13	13- 8			
9- 1	0- 0	0- 0	HOME	0- 0	9- 1	9- 0			
3- 13	0- 0	0- 0	AWAY	0- 2	3- 11	3- 8			
1- 1	0- 0	0- 0	NEUTRAL	0- 0	1- 1	1- 0			
5- 7	0- 0	0- 0	NON-CONFERENCE	0- 2	5- 5	5- 3			
3- 0	0- 0	0- 0	HOME	0- 0	3- 0	3- 0			
2- 7	0- 0	0- 0	AWAY	0- 2	2- 5	2- 3			
0- 0	0- 0	0- 0	NEUTRAL	0- 0	0- 0	0- 0			
8- 8	0- 0	0- 0	CONFERENCE	0- 0	8- 8	8- 5			
6- 1	0- 0	0- 0	HOME	0- 0	6- 1	6- 0			
1- 6	0- 0	0- 0	AWAY	0- 0	1- 6	1- 5			
1- 1	0- 0	0- 0	NEUTRAL	0- 0	1- 1	1- 0			

RPI S	Opponent	Score	RPI S	Opponent	Score	RPI S	Opponent	Score	RPI S	Opponent	Score	Team's RPI: 257
						51	A Clemson	77 85	105	A Charlotte	63 85	
						68	A Georgia Tech	40 81	130	A Appalachian St.	70 94	
									134	A Mercer	59 65	
									134	H Mercer	79 81	
									134	N Mercer	51 69	
									168	A Chattanooga	82 89	
									168	H Chattanooga	64 60	
									174	A UNC Asheville	46 60	
									193	A Furman	50 63	
									193	H Furman	84 75	
									242	A ETSU	79 92	
									242	H ETSU	77 74	
									242	N ETSU	75 66	
									243	H Gardner-Webb	59 53	
									287	A Ga. Southern	81 65	
									290	A Samford	62 79	
									290	H Samford	71 62	
									296	H Col. of Charleston	78 58	
									306	H Winthrop	70 53	
									309	A UNC Greensboro	61 77	
									309	H UNC Greensboro	93 66	
									315	A Presbyterian	50 61	
									335	A N.C. Central	59 66	
									338	A Longwood	101 72	
									341	A Western Caro.	63 55	
									341	H Western Caro.	91 65	
LAST 12 Division I GAMES:												
			242	N ETSU	75 66		242	H ETSU	77 74			
			134	N Mercer	51 69		341	A Western Caro.	63 55			
			134	A Mercer	59 65		309	A UNC Greensboro	61 77			
			290	A Samford	62 79		290	H Samford	71 62			
			193	H Furman	84 75		134	H Mercer	79 81			
			168	H Chattanooga	64 60		193	A Furman	50 63			

Non-Div I Games: Warren Wilson 107 30 Southern Wesleyan 110 47 Brevard 106 52

Wofford

Average RPI Win: 214	WON-LOST	WINNING	LAST 10	STRENGTH OF	OPP. STRENGTH	TEAM	ADJ.	CONF.	ADJ CONF.
Average RPI Loss: 110	RECORD	PCT. RANK	GAMES	SCHEDULE	OF SCHEDULE	RPI	RPI	RPI	RPI
DIV. I ONLY	26- 6	20	1- 0	211	206	58	58	21	21
DIV. I NON-CONF.	7- 4	108	0- 0	74	151	53	53	19	19
TOTALS	RPI 1-25	RPI 26-50	W-L RECORDS	RPI 51-100	RPI 101-999	RPI 150+			
26- 6	0- 0	0- 2	OVERALL	4- 1	22- 3	17- 1			
11- 1	0- 0	0- 1	HOME	2- 0	9- 0	7- 0			
9- 5	0- 0	0- 1	AWAY	0- 1	9- 3	8- 1			
6- 0	0- 0	0- 0	NEUTRAL	2- 0	4- 0	2- 0			
7- 4	0- 0	0- 2	NON-CONFERENCE	2- 0	5- 2	4- 1			
1- 1	0- 0	0- 1	HOME	1- 0	0- 0	0- 0			
2- 3	0- 0	0- 1	AWAY	0- 0	2- 2	2- 1			
4- 0	0- 0	0- 0	NEUTRAL	1- 0	3- 0	2- 0			
19- 2	0- 0	0- 0	CONFERENCE	2- 1	17- 1	13- 0			
10- 0	0- 0	0- 0	HOME	1- 0	9- 0	7- 0			
7- 2	0- 0	0- 0	AWAY	0- 1	7- 1	6- 0			
2- 0	0- 0	0- 0	NEUTRAL	1- 0	1- 0	0- 0			

RPI S	Opponent	Score	RPI S	Opponent	Score	RPI S	Opponent	Score	RPI S	Opponent	Score
43	A Michigan St.	68 84	46	H Belmont	63 79	63	N Drexel	71 63	105	A Charlotte	85 88
						69	A Green Bay	37 56	118	N Marist	76 60
						69	H Green Bay	85 67	122	A Youngstown St.	68 83
						69	N Green Bay	55 52	122	H Youngstown St.	70 65
						83	H Kent St.	61 55	135	A IUPUI	78 75
									135	H IUPUI	66 59
									135	N IUPUI	60 51
									197	A Milwaukee	73 69
									197	H Milwaukee	61 57
									204	A UNLV	68 52
									209	N Stetson	57 44
									230	N Hofstra	93 64
									244	A Northern Ky.	61 55
									244	H Northern Ky.	78 56
									267	A Manhattan	60 44
									276	A CSU Bakersfield	74 76
									285	A Cleveland St.	70 65
									285	H Cleveland St.	78 52
									310	A Oakland	73 64
									310	H Oakland	83 60
									310	H Oakland	69 58
									336	A Detroit Mercy	76 73
									336	H Detroit Mercy	78 59
									339	A UIC	79 46
									339	H UIC	72 47
LAST 12 Division I GAMES:											
310	H Oakland	83 60	285	H Cleveland St.	78 52						
135	N IUPUI	60 51	244	H Northern Ky.	78 56						
69	N Green Bay	55 52	69	A Green Bay	37 56						
310	A Oakland	73 64	197	A Milwaukee	73 69						
336	A Detroit Mercy	76 73	135	H IUPUI	66 59						
122	H Youngstown St.	70 65	339	H UIC	72 47						

Non-Div I Games: Kentucky St. 83 53

Wright St.

Wyoming

Through Games Of March 16, 2019

Average RPI Win:	197	WON-LOST	WINNING	LAST 10	STRENGTH OF	OPP. STRENGTH	TEAM	ADJ.	CONF.	ADJ CONF.
Average RPI Loss:	80	RECORD	PCT. RANK	GAMES	SCHEDULE	OF SCHEDULE	RPI	RPI	RPI	RPI
DIV. I ONLY	20- 8	56	2- 1	99	139	62	62	15	15	
DIV. I NON-CONF.	5- 2	82	0- 0	24	59	23	23	13	13	
TOTALS	RPI 1-25	RPI 26-50	W-L RECORDS	RPI 51-100	RPI 101-999	RPI 150+				
20- 8	0- 0	2- 3	OVERALL	1- 2	17- 3	15- 1				
11- 2	0- 0	2- 0	HOME	1- 1	8- 1	7- 0				
6- 5	0- 0	0- 2	AWAY	0- 1	6- 2	5- 1				
3- 1	0- 0	0- 1	NEUTRAL	0- 0	3- 0	3- 0				
5- 2	0- 0	1- 1	NON-CONFERENCE	1- 0	3- 1	2- 0				
4- 0	0- 0	1- 0	HOME	1- 0	2- 0	1- 0				
0- 2	0- 0	0- 1	AWAY	0- 0	0- 1	0- 0				
1- 0	0- 0	0- 0	NEUTRAL	0- 0	1- 0	1- 0				
15- 6	0- 0	1- 2	CONFERENCE	0- 2	14- 2	13- 1				
7- 2	0- 0	1- 0	HOME	0- 1	6- 1	6- 0				
6- 3	0- 0	0- 1	AWAY	0- 1	6- 1	5- 1				
2- 1	0- 0	0- 1	NEUTRAL	0- 0	2- 0	2- 0				

RPI 1-25			RPI 26-50			RPI 51-100			Team's RPI: 62			RPI 101+			
RPI	S	Opponent	Score	RPI	S	Opponent	Score	RPI	S	Opponent	Score	RPI	S	Opponent	Score
				26	H	South Dakota St.	77 70	55	A	New Mexico	50 57	102	A	Pacific	64 70
				38	A	Boise St.	64 72	55	H	New Mexico	75 78	121	A	Fresno St.	63 56
				38	H	Boise St.	64 52	84	H	Idaho	64 61	121	H	Fresno St.	64 66
				38	N	Boise St.	51 68					148	H	Montana St.	66 58
				48	A	Saint Mary's (CA)	84 90					167	H	Denver	78 74
												176	N	North Texas	53 49
												180	A	Utah St.	42 50
												180	H	Utah St.	53 35
												180	N	Utah St.	64 41
												204	A	UNLV	64 49
												204	H	UNLV	90 62
												208	H	San Diego St.	87 45
												208	N	San Diego St.	75 70
												246	A	Nevada	55 51
												281	A	Colorado St.	60 49
												281	H	Colorado St.	56 32
												297	A	Air Force	59 56
												297	H	Air Force	80 60
												298	A	San Jose St.	70 56
												298	H	San Jose St.	85 56
LAST 12 Division I GAMES:															
				180	N	Utah St.	64 41	121	H	Fresno St.	64 66				
				208	N	San Diego St.	75 70	281	H	Colorado St.	56 32				
				38	N	Boise St.	51 68	204	A	UNLV	64 49				
				55	A	New Mexico	50 57	246	A	Nevada	55 51				
				298	H	San Jose St.	85 56	180	H	Utah St.	53 35				
				297	A	Air Force	59 56	281	A	Colorado St.	60 49				

Non-Div I Games: Chadron St. 80 33 UC-Colo. Springs 98 37

Wyoming

Loss, Non-Conf, S Site, H Home A Away N Neutral

Average RPI Win:	229	WON-LOST	WINNING	LAST 10	STRENGTH OF	OPP. STRENGTH	TEAM	ADJ.	CONF.	ADJ CONF.
Average RPI Loss:	75	RECORD	PCT. RANK	GAMES	SCHEDULE	OF SCHEDULE	RPI	RPI	RPI	RPI
DIV. I ONLY	11- 19	242	0- 1	120	80	218	218	6	6	
DIV. I NON-CONF.	9- 2	43	0- 0	288	304	140	140	4	4	
TOTALS	RPI 1-25	RPI 26-50	W-L RECORDS	RPI 51-100	RPI 101-999	RPI 150+				
11- 19	0- 4	0- 0	OVERALL	0- 9	11- 6	7- 0				
9- 9	0- 2	0- 0	HOME	0- 4	9- 3	7- 0				
2- 9	0- 2	0- 0	AWAY	0- 5	2- 2	0- 0				
0- 1	0- 0	0- 0	NEUTRAL	0- 0	0- 1	0- 0				
9- 2	0- 0	0- 0	NON-CONFERENCE	0- 1	9- 1	7- 0				
8- 1	0- 0	0- 0	HOME	0- 0	8- 1	7- 0				
1- 1	0- 0	0- 0	AWAY	0- 1	1- 0	0- 0				
0- 0	0- 0	0- 0	NEUTRAL	0- 0	0- 0	0- 0				
2- 17	0- 4	0- 0	CONFERENCE	0- 8	2- 5	0- 0				
1- 8	0- 2	0- 0	HOME	0- 4	1- 2	0- 0				
1- 8	0- 2	0- 0	AWAY	0- 4	1- 2	0- 0				
0- 1	0- 0	0- 0	NEUTRAL	0- 0	0- 1	0- 0				

RPI	S	Opponent	Score	RPI	S	Opponent	Score	RPI	S	Opponent	Score	RPI	S	Opponent	Score	Team's RPI: 218
12	A	Marquette	53 79					56	A	Villanova	71 75	108	H	Minnesota	53 78	
12	H	Marquette	44 90					56	H	Villanova	63 68	117	A	St. John's (NY)	41 70	
20	A	DePaul	48 81					70	A	Georgetown	61 68	117	H	St. John's (NY)	57 76	
20	H	DePaul	71 73					70	H	Georgetown	64 67	120	A	Providence	58 71	
								74	A	Butler	38 63	120	H	Providence	55 63	
								74	H	Butler	41 63	120	N	Providence	62 70	
								77	A	Cincinnati	61 79	142	A	Seton Hall	80 76	
								91	A	Creighton	62 66	142	H	Seton Hall	63 62	
								91	H	Creighton	52 53	146	H	Tennessee Tech	70 60	
												147	A	Wake Forest	62 50	
												199	H	North Ala.	94 81	
												219	H	Bowling Green	65 49	
												269	H	Alabama St.	87 58	
												284	H	Fairfield	48 35	
												288	H	New Orleans	61 45	
												340	H	Delaware St.	80 59	
												348	H	Chicago St.	91 57	
LAST 12 Division I GAMES:																
120	N	Providence	62 70	120	H	Providence	55 63									
70	H	Georgetown	64 67	74	A	Butler	38 63									
56	H	Villanova	63 68	117	A	St. John's (NY)	41 70									
12	A	Marquette	53 79	142	A	Seton Hall	80 76									
20	A	DePaul	48 81	20	H	DePaul	71 73									
91	H	Creighton	52 53	12	H	Marquette	44 90									

Non-Div I Games:

Xavier

Average RPI Win: 233	WON-LOST	WINNING	LAST 10	STRENGTH OF	OPP. STRENGTH	TEAM	ADJ.	CONF.	ADJ CONF.
Average RPI Loss: 127	RECORD	PCT. RANK	GAMES	SCHEDULE	OF SCHEDULE	RPI	RPI	RPI	RPI
DIV. I ONLY	16- 13	142	1- 0	171	230	141	141	11	11
DIV. I NON-CONF.	10- 5	91	1- 0	201	335	91	91	11	11
TOTALS	RPI 1-25	RPI 26-50	W-L RECORDS	RPI 51-100	RPI 101-999	RPI 150+			
16- 13	0- 0	1- 1	OVERALL	1- 5	14- 7	13- 4			
7- 3	0- 0	0- 1	HOME	1- 1	6- 1	6- 1			
6- 10	0- 0	1- 0	AWAY	0- 4	5- 6	4- 3			
3- 0	0- 0	0- 0	NEUTRAL	0- 0	3- 0	3- 0			
10- 5	0- 0	0- 0	NON-CONFERENCE	0- 2	10- 3	9- 0			
3- 0	0- 0	0- 0	HOME	0- 0	3- 0	3- 0			
4- 5	0- 0	0- 0	AWAY	0- 2	4- 3	3- 0			
3- 0	0- 0	0- 0	NEUTRAL	0- 0	3- 0	3- 0			
6- 8	0- 0	1- 1	CONFERENCE	1- 3	4- 4	4- 4			
4- 3	0- 0	0- 1	HOME	1- 1	3- 1	3- 1			
2- 5	0- 0	1- 0	AWAY	0- 2	1- 3	1- 3			
0- 0	0- 0	0- 0	NEUTRAL	0- 0	0- 0	0- 0			

RPI S	Opponent	Score	RPI S	Opponent	Score	RPI S	Opponent	Score	RPI S	Opponent	Score	Team's RPI: 141
49	A Princeton	96 86	49	H Princeton	68 80	52	A Penn	48 54	117	A St. John's (NY)	52 56	
						52	H Penn	56 65	120	A Providence	42 59	
						76	A SFA	57 67	122	A Youngstown St.	58 56	
						77	A Cincinnati	52 66	126	A Northern Ill.	80 89	
						87	A Harvard	69 83	184	N Saint Louis	58 52	
						87	H Harvard	65 62	200	A Cornell	56 66	
									200	H Cornell	41 43	
									203	N N.C. A&T	59 49	
									211	A Dartmouth	54 56	
									211	H Dartmouth	64 49	
									250	H Colgate	80 61	
									253	A Columbia	67 54	
									253	H Columbia	69 61	
									271	N Niagara	67 64	
									279	A Vermont	58 55	
									282	A Brown	71 86	
									282	H Brown	84 72	
									291	A Army West Point	62 51	
									319	A Wagner	74 41	
									327	H Central Conn. St.	58 46	
									347	H Saint Peter's	72 56	
LAST 12 Division I GAMES:												
203	N N.C. A&T	59 49	200	A Cornell	56 66							
76	A SFA	57 67	87	A Harvard	69 83							
271	N Niagara	67 64	211	A Dartmouth	54 56							
49	H Princeton	68 80	200	H Cornell	41 43							
52	H Penn	56 65	253	H Columbia	69 61							
253	A Columbia	67 54	52	A Penn	48 54							

Non-Div I Games:

Yale

■ Loss,
 ■ Non-Conf,
 ■ S Site,
 ■ H Home
 ■ A Away
 N Neutral

Average RPI Win:	232	WON-LOST	WINNING	LAST 10	STRENGTH OF	OPP. STRENGTH	TEAM	ADJ.	CONF.	ADJ CONF.
Average RPI Loss:	115	RECORD	PCT. RANK	GAMES	SCHEDULE	OF SCHEDULE	RPI	RPI	RPI	RPI
DIV. I ONLY	20- 9	70	1- 0	237	229	122	122	21	21	
DIV. I NON-CONF.	6- 3	91	0- 0	103	228	79	79	19	19	
TOTALS	RPI 1-25	RPI 26-50	W-L RECORDS	RPI 51-100	RPI 101-999	RPI 150+				
20- 9	0- 0	0- 1	OVERALL	2- 4	18- 4	16- 2				
14- 1	0- 0	0- 0	HOME	2- 0	12- 1	11- 0				
6- 7	0- 0	0- 1	AWAY	0- 3	6- 3	5- 2				
0- 1	0- 0	0- 0	NEUTRAL	0- 1	0- 0	0- 0				
6- 3	0- 0	0- 1	NON-CONFERENCE	0- 1	6- 1	5- 0				
4- 1	0- 0	0- 0	HOME	0- 0	4- 1	4- 0				
2- 2	0- 0	0- 1	AWAY	0- 1	2- 0	1- 0				
0- 0	0- 0	0- 0	NEUTRAL	0- 0	0- 0	0- 0				
14- 6	0- 0	0- 0	CONFERENCE	2- 3	12- 3	11- 2				
10- 0	0- 0	0- 0	HOME	2- 0	8- 0	7- 0				
4- 5	0- 0	0- 0	AWAY	0- 2	4- 3	4- 2				
0- 1	0- 0	0- 0	NEUTRAL	0- 1	0- 0	0- 0				

RPI S	Opponent	Score	RPI S	Opponent	Score	RPI S	Opponent	Score	RPI S	Opponent	Score	Team's RPI: 122
42	A Bucknell	68 73	58	A Wright St.	65 70	127	A Pittsburgh	64 55				
			58	H Wright St.	83 68	135	A IUPUI	44 64				
			69	A Green Bay	42 60	135	H IUPUI	70 52				
			69	H Green Bay	70 59	141	H Yale	56 58				
			69	N Green Bay	53 55	164	H Akron	72 61				
			83	A Kent St.	34 62	177	H Robert Morris	69 59				
						194	H Saint Francis (PA)	80 56				
						197	A Milwaukee	68 71				
						197	H Milwaukee	67 47				
						197	H Milwaukee	64 58				
						244	A Northern Ky.	62 65				
						244	H Northern Ky.	77 66				
						254	H Loyola Chicago	74 63				
						285	A Cleveland St.	74 61				
						285	H Cleveland St.	73 55				
						286	A Canisius	62 36				
						310	A Oakland	69 55				
						310	H Oakland	76 61				
						336	A Detroit Mercy	85 59				
						336	H Detroit Mercy	91 45				
						339	A UIC	83 59				
						339	H UIC	81 29				
LAST 12 Division I GAMES:												
197	H Milwaukee	64 58	69	H Green Bay	70 59							
69	N Green Bay	53 55	339	A UIC	83 59							
285	A Cleveland St.	74 61	135	A IUPUI	44 64							
58	A Wright St.	65 70	336	H Detroit Mercy	91 45							
244	A Northern Ky.	62 65	310	H Oakland	76 61							
197	H Milwaukee	67 47	285	H Cleveland St.	73 55							

Non-Div I Games: Thiel 76 53 Carlow 90 31

Youngstown St.

Loss, Non-Conf, S Site, H Home A Away N Neutral