

Notre Dame

Through Games Of March 16, 2014

Through Games of March 10, 2011										
Average RPI Win:	73	WON-LOST	WINNING	LAST 10	STRENGTH OF	OPP. STRENGTH	TEAM	ADJ.	CONF.	ADJ CONF.
Average RPI Loss:	0	RECORD	PCT. RANK	GAMES	SCHEDULE	OF SCHEDULE	RPI	RPI	RPI	RPI
DIV. I ONLY	32- 0	1	10- 0	4	3	1	1	2	2	
DIV. I NON-CONF.	13- 0	1	0- 0	18	5	3	3	2	2	
<hr/>										
TOTALS	RPI 1-25	RPI 26-50		W-L RECORDS		RPI 51-100	RPI 101-150	RPI 150+		
32- 0	10- 0	8- 0		OVERALL		6- 0	5- 0	3- 0		
15- 0	3- 0	5- 0		HOME		2- 0	2- 0	3- 0		
13- 0	5- 0	2- 0		AWAY		3- 0	3- 0	0- 0		
4- 0	2- 0	1- 0		NEUTRAL		1- 0	0- 0	0- 0		
<hr/>										
13- 0	3- 0	4- 0		NON-CONFERENCE		4- 0	0- 0	2- 0		
7- 0	1- 0	3- 0		HOME		1- 0	0- 0	2- 0		
5- 0	2- 0	1- 0		AWAY		2- 0	0- 0	0- 0		
1- 0	0- 0	0- 0		NEUTRAL		1- 0	0- 0	0- 0		
<hr/>										
19- 0	7- 0	4- 0		CONFERENCE		2- 0	5- 0	1- 0		
8- 0	2- 0	2- 0		HOME		1- 0	2- 0	1- 0		
8- 0	3- 0	1- 0		AWAY		1- 0	3- 0	0- 0		
3- 0	2- 0	1- 0		NEUTRAL		0- 0	0- 0	0- 0		

RPI	S	Opponent	Score	RPI	S	Opponent	Score	RPI	S	Opponent	Score	RPI	S	Opponent	Score
4	A	Duke	88 67	26	H	Syracuse	101 64	55	A	Penn	76 54	115	A	Wake Forest	86 61
4	H	Duke	81 70	31	H	Michigan St.	81 62	79	N	Duquesne	100 61	116	H	Virginia Tech	74 48
4	N	Duke	69 53	35	A	Oregon St.	70 58	81	A	Virginia	79 72	129	A	Boston College	82 61
5	A	Tennessee	86 70	36	H	Georgia Tech	87 72	92	H	UCLA	90 48	129	H	Boston College	95 53
13	A	Penn St.	77 67	39	A	Florida St.	81 60	93	A	Michigan	86 64	149	A	Pittsburgh	109 66
18	A	North Carolina St.	84 60	39	N	Florida St.	83 57	96	H	Miami (FL)	79 52	164	H	Clemson	71 51
18	N	North Carolina St.	83 48	40	H	Central Mich.	106 72					288	H	UNC Wilmington	99 50
20	A	Maryland	87 83	49	H	South Dakota St.	94 51					320	H	Valparaiso	96 46
21	H	North Carolina	100 75												
25	H	DePaul	92 76												
LAST 12 Division I GAMES:															
		4 N Duke	69 53			115 A Wake Forest	86 61								
		18 N North Carolina St.	83 48			36 H Georgia Tech	87 72								
		39 N Florida St.	83 57			129 A Boston College	82 61								
		18 A North Carolina St.	84 60			26 H Syracuse	101 64								
		21 H North Carolina	100 75			39 A Florida St.	81 60								
		4 H Duke	81 70			4 A Duke	88 67								

Non-Div I Games:

Notre Dame

Loss, Non-Conf, S Site, H Home A Away N Neutral

Average RPI Win: 105	WON-LOST	WINNING	LAST 10	STRENGTH OF	OPP. STRENGTH	TEAM	ADJ.	CONF.	ADJ CONF.
Average RPI Loss: 0	RECORD	PCT. RANK	GAMES	SCHEDULE	OF SCHEDULE	RPI	RPI	RPI	RPI
DIV. I ONLY	34- 0	1	10- 0	19	24	2	2	6	6
DIV. I NON-CONF.	13- 0	1	0- 0	13	3	2	2	6	6
TOTALS	RPI 1-25	RPI 26-50	W-L RECORDS	RPI 51-100	RPI 101-150	RPI 150+			
34- 0	8- 0	1- 0	OVERALL	9- 0	6- 0	10- 0			
16- 0	2- 0	0- 0	HOME	4- 0	3- 0	7- 0			
13- 0	5- 0	0- 0	AWAY	3- 0	2- 0	3- 0			
5- 0	1- 0	1- 0	NEUTRAL	2- 0	1- 0	0- 0			
13- 0	5- 0	1- 0	NON-CONFERENCE	2- 0	1- 0	4- 0			
7- 0	1- 0	0- 0	HOME	1- 0	1- 0	4- 0			
4- 0	4- 0	0- 0	AWAY	0- 0	0- 0	0- 0			
2- 0	0- 0	1- 0	NEUTRAL	1- 0	0- 0	0- 0			
21- 0	3- 0	0- 0	CONFERENCE	7- 0	5- 0	6- 0			
9- 0	1- 0	0- 0	HOME	3- 0	2- 0	3- 0			
9- 0	1- 0	0- 0	AWAY	3- 0	2- 0	3- 0			
3- 0	1- 0	0- 0	NEUTRAL	1- 0	1- 0	0- 0			

RPI	S	Opponent	Score	RPI	S	Opponent	Score	RPI	S	Opponent	Score	RPI	S	Opponent	Score
3	H	Stanford	76 57	27	N	California	80 47	51	A	Rutgers	94 64	102	A	Temple	93 56
4	A	Duke	83 61					51	H	Rutgers	72 35	102	H	Temple	80 36
7	A	Baylor	66 55					51	N	Rutgers	83 57	123	H	Oregon	114 68
8	A	Louisville	68 48					52	N	Ohio St.	70 49	134	A	Cincinnati	86 29
8	H	Louisville	81 64					57	A	South Fla.	63 38	134	H	Cincinnati	67 34
8	N	Louisville	72 52					57	H	South Fla.	81 53	134	N	Cincinnati	72 42
13	A	Penn St.	71 52					62	H	St. Bonaventure	88 39	175	H	UC Davis	97 37
20	A	Maryland	72 55					99	A	SMU	81 48	181	A	Memphis	90 49
								99	H	SMU	102 41	181	H	Memphis	83 49
												204	H	Boston U.	96 38
												212	A	UCF	77 49
												212	H	UCF	83 35
												236	A	Houston	92 41
												236	H	Houston	90 40
												237	H	Hartford	89 34
												282	H	Monmouth	100 46
LAST 12 Division I GAMES:															
		8 N Louisville	72 52			236 A Houston	92 41								
		51 N Rutgers	83 57			212 H UCF	83 35								
		134 N Cincinnati	72 42			57 A South Fla.	63 38								
		8 A Louisville	68 48			8 H Louisville	81 64								
		51 H Rutgers	72 35			99 H SMU	102 41								
		99 A SMU	81 48			134 A Cincinnati	86 29								

Non-Div I Games:

UConn

■ Loss,
 ■ Non-Conf,
 ■ S Site,
 ■ H Home
 ■ A Away
 N Neutral

Team Record				Through Games Of March 10, 1911						
Average RPI Win:	89	WON-LOST	WINNING	LAST 10	STRENGTH OF	OPP. STRENGTH	TEAM	ADJ.	CONF.	ADJ CONF.
Average RPI Loss:	42	RECORD	PCT. RANK	GAMES	SCHEDULE	OF SCHEDULE	RPI	RPI	RPI	RPI
DIV. I ONLY	29- 3	3	8- 2	11	8	3	3	5	5	
DIV. I NON-CONF.	11- 1	18	0- 0	2	6	1	1	3	3	
<hr/>										
TOTALS	RPI 1-25	RPI 26-50		W-L RECORDS		RPI 51-100	RPI 101-150	RPI 150+		
29- 3	4- 1	8- 1		OVERALL		7- 1	5- 0	5- 0		
14- 0	2- 0	4- 0		HOME		3- 0	2- 0	3- 0		
11- 2	1- 1	3- 0		AWAY		3- 1	2- 0	2- 0		
4- 1	1- 0	1- 1		NEUTRAL		1- 0	1- 0	0- 0		
<hr/>										
11- 1	4- 1	1- 0		NON-CONFERENCE		2- 0	2- 0	2- 0		
5- 0	2- 0	0- 0		HOME		0- 0	1- 0	2- 0		
3- 1	1- 1	0- 0		AWAY		1- 0	1- 0	0- 0		
3- 0	1- 0	1- 0		NEUTRAL		1- 0	0- 0	0- 0		
<hr/>										
18- 2	0- 0	7- 1		CONFERENCE		5- 1	3- 0	3- 0		
9- 0	0- 0	4- 0		HOME		3- 0	1- 0	1- 0		
8- 1	0- 0	3- 0		AWAY		2- 1	1- 0	2- 0		
1- 1	0- 0	0- 1		NEUTRAL		0- 0	1- 0	0- 0		

RPI	S	Opponent	Score	RPI	S	Opponent	Score	RPI	S	Opponent	Score	RPI	S	Opponent	Score
2	A	UConn	57 76	27	A	California	79 64	54	N	FGCU	83 59	106	A	Colorado	87 77
5	H	Tennessee	76 70	27	H	California	70 64	56	A	Washington St.	77 69	106	N	Colorado	69 54
9	N	Purdue	86 69	33	A	Arizona St.	80 56	56	H	Washington St.	84 64	122	H	Cal Poly	86 51
11	H	Gonzaga	73 45	33	H	Arizona St.	61 35	89	A	Washington	82 87	123	H	Oregon	96 66
24	A	Texas	63 54	34	A	Southern California	64 59	89	H	Washington	83 60	129	A	Boston College	83 71
				34	H	Southern California	86 59	92	A	UCLA	65 56	175	H	UC Davis	66 48
				34	N	Southern California	68 72	92	H	UCLA	72 55	185	A	Utah	87 61
				35	H	Oregon St.	89 67	97	A	Fresno St.	86 54	256	A	Arizona	96 52
				49	N	South Dakota St.	80 60					256	H	Arizona	74 48
												275	H	New Mexico	75 41
LAST 12 Division I GAMES:															
		34	N	Southern California	68	72		256	H	Arizona	74	48			
		106	N	Colorado	69	54		33	H	Arizona St.	61	35			
		56	H	Washington St.	84	64		89	A	Washington	82	87			
		89	H	Washington	83	60		56	A	Washington St.	77	69			
		92	A	UCLA	65	56		27	A	California	79	64			
		34	A	Southern California	64	59		27	H	California	70	64			

Non-Div I Games:

Stanford

■ Loss,
 ■ Non-Conf, S Site,
 ■ Home
 ■ Away
 N Neutral

Through Games Of March 10, 1911

Average RPI Win:	81	WON-LOST	WINNING	LAST 10	STRENGTH OF	OPP. STRENGTH	TEAM	ADJ.	CONF.	ADJ CONF.
Average RPI Loss:	8	RECORD	PCT. RANK	GAMES	SCHEDULE	OF SCHEDULE	RPI	RPI	RPI	RPI
DIV. I ONLY	27- 6	17	6- 4	3	1	4	4	2	2	
DIV. I NON-CONF.	13- 1	8	0- 0	12	4	6	6	2	2	
TOTALS	RPI 1-25	RPI 26-50	W-L RECORDS	RPI 51-100	RPI 101-150	RPI 150+				
27- 6	5- 6	7- 0	OVERALL	5- 0	7- 0	3- 0				
12- 3	3- 3	1- 0	HOME	2- 0	5- 0	1- 0				
10- 2	1- 2	4- 0	AWAY	3- 0	1- 0	1- 0				
5- 1	1- 1	2- 0	NEUTRAL	0- 0	1- 0	1- 0				
13- 1	2- 1	3- 0	NON-CONFERENCE	3- 0	3- 0	2- 0				
6- 1	1- 1	1- 0	HOME	1- 0	2- 0	1- 0				
4- 0	1- 0	1- 0	AWAY	2- 0	0- 0	0- 0				
3- 0	0- 0	1- 0	NEUTRAL	0- 0	1- 0	1- 0				
14- 5	3- 5	4- 0	CONFERENCE	2- 0	4- 0	1- 0				
6- 2	2- 2	0- 0	HOME	1- 0	3- 0	0- 0				
6- 2	0- 2	3- 0	AWAY	1- 0	1- 0	1- 0				
2- 1	1- 1	1- 0	NEUTRAL	0- 0	0- 0	0- 0				

RPI	S	Opponent	Score	RPI	S	Opponent	Score	RPI	S	Opponent	Score	RPI	S	Opponent	Score
1	A	Notre Dame	70 81	26	A	Syracuse	86 53	61	A	Oklahoma	94 85	103	H	Albany (NY)	80 51
1	H	Notre Dame	67 88	27	A	California	70 58	77	H	Alabama	92 57	115	H	Wake Forest	71 56
1	N	Notre Dame	53 69	36	A	Georgia Tech	64 47	81	H	Virginia	90 55	116	A	Virginia Tech	74 70
2	H	UConn	61 83	36	N	Georgia Tech	82 52	86	A	Marquette	78 61	128	N	Kansas	73 40
9	H	Purdue	99 78	39	A	Florida St.	85 77	96	A	Miami (FL)	76 75	129	H	Boston College	78 57
10	A	Kentucky	69 61	40	N	Central Mich.	97 64					130	H	Old Dominion	87 63
18	H	North Carolina St.	83 70	43	H	Vanderbilt	88 69					149	H	Pittsburgh	111 67
20	H	Maryland	84 63									158	H	USC Upstate	123 40
21	A	North Carolina	60 64									164	A	Clemson	78 51
21	H	North Carolina	78 89									260	N	Xavier	81 54
21	N	North Carolina	66 61												
LAST 12 Division I GAMES:															
		1 N Notre Dame	53 69			18 H North Carolina St.	83 70								
		21 N North Carolina	66 61			20 H Maryland	84 63								
		36 N Georgia Tech	82 52			21 H North Carolina	78 89								
		21 A North Carolina	60 64			164 A Clemson	78 51								
		115 H Wake Forest	71 56			1 H Notre Dame	67 88								
		1 A Notre Dame	70 81			96 A Miami (FL)	76 75								

Non-Div I Games:

Duke

■ Loss,
 ■ Non-Conf, S Site,
 ■ Home
 ■ Away
 N Neutral

Tennessee

Through Games Of March 16, 2014

Average RPI Win:	86	WON-LOST	WINNING	LAST 10	STRENGTH OF	OPP. STRENGTH	TEAM	ADJ.	CONF.	ADJ CONF.
Average RPI Loss:	14	RECORD	PCT. RANK	GAMES	SCHEDULE	OF SCHEDULE	RPI	RPI	RPI	RPI
DIV. I ONLY	27- 5	15	9- 1	5	2	5	5	1	1	
DIV. I NON-CONF.	11- 2	31	0- 0	14	9	8	8	1	1	
TOTALS	RPI 1-25	RPI 26-50	W-L RECORDS	RPI 51-100	RPI 101-150	RPI 150+				
27- 5	9- 4	4- 1	OVERALL	7- 0	1- 0	6- 0				
13- 3	2- 3	3- 0	HOME	3- 0	0- 0	5- 0				
9- 2	4- 1	1- 1	AWAY	2- 0	1- 0	1- 0				
5- 0	3- 0	0- 0	NEUTRAL	2- 0	0- 0	0- 0				
11- 2	3- 2	2- 0	NON-CONFERENCE	2- 0	0- 0	4- 0				
7- 1	1- 1	2- 0	HOME	0- 0	0- 0	4- 0				
2- 1	2- 1	0- 0	AWAY	0- 0	0- 0	0- 0				
2- 0	0- 0	0- 0	NEUTRAL	2- 0	0- 0	0- 0				
16- 3	6- 2	2- 1	CONFERENCE	5- 0	1- 0	2- 0				
6- 2	1- 2	1- 0	HOME	3- 0	0- 0	1- 0				
7- 1	2- 0	1- 1	AWAY	2- 0	1- 0	1- 0				
3- 0	3- 0	0- 0	NEUTRAL	0- 0	0- 0	0- 0				

RPI	S	Opponent	Score	RPI	S	Opponent	Score	RPI	S	Opponent	Score	RPI	S	Opponent	Score
1	H	Notre Dame	70 86	36	H	Georgia Tech	87 76	63	H	Florida	89 69	104	A	Missouri	56 50
3	A	Stanford	70 76	43	A	Vanderbilt	63 74	67	H	Auburn	93 63	157	A	Ole Miss	77 65
6	H	South Carolina	73 61	43	H	Vanderbilt	81 53	74	H	Arkansas	70 60	157	H	Ole Miss	94 70
10	H	Kentucky	71 75	44	H	Chattanooga	80 56	77	A	Alabama	64 54	231	H	Oakland	84 50
10	N	Kentucky	71 70	47	A	Georgia	85 70	81	N	Virginia	76 67	250	H	Troy	103 64
14	A	Texas A&M	76 55					95	A	Mississippi St.	67 63	264	H	Tennessee St.	94 43
14	N	Texas A&M	86 77					99	N	SMU	87 47	306	H	Lipscomb	110 42
15	A	LSU	72 67												
15	H	LSU	77 80												
15	N	LSU	77 65												
17	A	Middle Tenn.	67 57												
21	A	North Carolina	81 65												
24	H	Texas	75 61												
LAST 12 Division I GAMES:															
		10	N	Kentucky	71	70			67	H	Auburn	93	63		
		14	N	Texas A&M	86	77			10	H	Kentucky	71	75		
		15	N	LSU	77	65			43	H	Vanderbilt	81	53		
		6	H	South Carolina	73	61			157	A	Ole Miss	77	65		
		15	A	LSU	72	67			77	A	Alabama	64	54		
		104	A	Missouri	56	50			74	H	Arkansas	70	60		

Non-Div I Games:

Tennessee

■ Loss,
■ Non-Conf, S Site,
■ Home
■ Away
N Neutral

South Carolina

Through Games Of March 16, 2014

Average RPI Win:	114	WON-LOST	WINNING	LAST 10	STRENGTH OF	OPP. STRENGTH	TEAM	ADJ.	CONF.	ADJ CONF.
Average RPI Loss:	13	RECORD	PCT. RANK	GAMES	SCHEDULE	OF SCHEDULE	RPI	RPI	RPI	RPI
DIV. I ONLY	27- 4	12	8- 2	23	28	6	6	1	1	
DIV. I NON-CONF.	12- 1	11	0- 0	168	133	33	33	1	1	
TOTALS	RPI 1-25	RPI 26-50	W-L RECORDS	RPI 51-100	RPI 101-150	RPI 150+				
27- 4	3- 4	5- 0	OVERALL	7- 0	5- 0	7- 0				
16- 0	1- 0	2- 0	HOME	4- 0	4- 0	5- 0				
10- 2	2- 2	2- 0	AWAY	3- 0	1- 0	2- 0				
1- 2	0- 2	1- 0	NEUTRAL	0- 0	0- 0	0- 0				
12- 1	0- 1	1- 0	NON-CONFERENCE	1- 0	4- 0	6- 0				
8- 0	0- 0	0- 0	HOME	1- 0	3- 0	4- 0				
4- 0	0- 0	1- 0	AWAY	0- 0	1- 0	2- 0				
0- 1	0- 1	0- 0	NEUTRAL	0- 0	0- 0	0- 0				
15- 3	3- 3	4- 0	CONFERENCE	6- 0	1- 0	1- 0				
8- 0	1- 0	2- 0	HOME	3- 0	1- 0	1- 0				
6- 2	2- 2	1- 0	AWAY	3- 0	0- 0	0- 0				
1- 1	0- 1	1- 0	NEUTRAL	0- 0	0- 0	0- 0				

RPI	S	Opponent	Score	RPI	S	Opponent	Score	RPI	S	Opponent	Score	RPI	S	Opponent	Score
5	A	Tennessee	61 73	34	A	Southern California	70 50	63	H	Florida	69 55	104	H	Missouri	78 62
10	A	Kentucky	81 58	43	A	Vanderbilt	61 57	67	A	Auburn	72 66	127	A	Charlotte	76 61
10	H	Kentucky	68 59	43	H	Vanderbilt	76 66	74	A	Arkansas	55 51	138	H	Seton Hall	88 67
10	N	Kentucky	58 68	47	H	Georgia	67 56	74	H	Arkansas	67 49	145	H	Col. of Charleston	81 54
14	A	Texas A&M	65 67	47	N	Georgia	67 48	77	H	Alabama	77 51	148	H	Savannah St.	82 40
15	A	LSU	73 57					87	H	Winthrop	69 61	157	H	Ole Miss	99 70
21	N	North Carolina	66 74					95	A	Mississippi St.	71 64	164	A	Clemson	68 43
												205	H	Louisiana Tech	68 45
												217	A	San Diego St.	88 54
												253	H	N.C. Central	79 27
												315	H	South Carolina St.	70 26
												323	H	Charleston So.	99 29
LAST 12 Division I GAMES:															
10	N	Kentucky	58 68	15	A	LSU	73 57								
47	N	Georgia	67 48	74	H	Arkansas	67 49								
5	A	Tennessee	61 73	95	A	Mississippi St.	71 64								
47	H	Georgia	67 56	104	H	Missouri	78 62								
63	H	Florida	69 55	157	H	Ole Miss	99 70								
10	A	Kentucky	81 58	43	A	Vanderbilt	61 57								

Non-Div I Games:

South Carolina

Loss, Non-Conf, S Site, H Home A Away N Neutral

Through Games Of March 10, 1911										
Average RPI Win:	125	WON-LOST	WINNING	LAST 10	STRENGTH OF	OPP. STRENGTH	TEAM	ADJ.	CONF.	ADJ CONF.
Average RPI Loss:	38	RECORD	PCT. RANK	GAMES	SCHEDULE	OF SCHEDULE	RPI	RPI	RPI	RPI
DIV. I ONLY	29- 4	6	9- 1	31	49	7	7	4	4	
DIV. I NON-CONF.	10- 2	38	0- 0	107	142	68	68	5	5	

TOTALS	RPI 1-25	RPI 26-50		W-L RECORDS		RPI 51-100	RPI 101-150	RPI 150+		
29- 4	4- 3	5- 0		OVERALL		4- 0	6- 1	10- 0		
18- 2	1- 2	2- 0		HOME		2- 0	4- 0	9- 0		
8- 1	2- 0	2- 0		AWAY		2- 0	1- 1	1- 0		
3- 1	1- 1	1- 0		NEUTRAL		0- 0	1- 0	0- 0		
10- 2	0- 2	0- 0		NON-CONFERENCE		0- 0	2- 0	8- 0		
10- 1	0- 1	0- 0		HOME		0- 0	2- 0	8- 0		
0- 0	0- 0	0- 0		AWAY		0- 0	0- 0	0- 0		
0- 1	0- 1	0- 0		NEUTRAL		0- 0	0- 0	0- 0		
19- 2	4- 1	5- 0		CONFERENCE		4- 0	4- 1	2- 0		
8- 1	1- 1	2- 0		HOME		2- 0	2- 0	1- 0		
8- 1	2- 0	2- 0		AWAY		2- 0	1- 1	1- 0		
3- 0	1- 0	1- 0		NEUTRAL		0- 0	1- 0	0- 0		

RPI	S	Opponent	Score	RPI	S	Opponent	Score	RPI	S	Opponent	Score	RPI	S	Opponent	Score
2	H	UConn	55 66	29	A	Oklahoma St.	69 66	61	A	Oklahoma	81 67	128	A	Kansas	60 76
10	N	Kentucky	130 133	29	H	Oklahoma St.	81 64	61	H	Oklahoma	96 89	128	H	Kansas	75 55
12	A	West Virginia	78 62	29	N	Oklahoma St.	65 61	90	A	TCU	69 46	128	N	Kansas	81 47
12	H	West Virginia	69 71	42	A	Iowa St.	70 54	90	H	TCU	80 46	141	H	Northwestern St.	88 54
12	N	West Virginia	74 71	42	H	Iowa St.	89 51					148	H	Savannah St.	99 31
24	A	Texas	72 56									150	A	Kansas St.	92 63
24	H	Texas	87 73									150	H	Kansas St.	71 48
												157	H	Ole Miss	87 80
												172	H	Rice	79 46
												182	H	Nicholls St.	111 58
												186	H	UTSA	92 62
												197	H	McNeese St.	82 57
												251	H	Houston Baptist	100 57
												257	A	Texas Tech	75 58
												257	H	Texas Tech	92 43
												265	H	San Jose St.	113 73
												309	H	Grambling	110 55
LAST 12 Division I GAMES:															
		12 N West Virginia	74 71			90 A TCU	69 46								
		29 N Oklahoma St.	65 61			42 H Iowa St.	89 51								
		128 N Kansas	81 47			24 A Texas	72 56								
		42 A Iowa St.	70 54			257 A Texas Tech	75 58								
		12 H West Virginia	69 71			29 H Oklahoma St.	81 64								
		61 H Oklahoma	96 89			61 A Oklahoma	81 67								

Non-Div I Games:

Baylor

■ Loss,
 ■ Non-Conf, S Site,
 ■ Home
 ■ Away
 N Neutral

Louisville

Through Games Of March 16, 2014

Average RPI Win:	134	WON-LOST	WINNING	LAST 10	STRENGTH OF	OPP. STRENGTH	TEAM	ADJ.	CONF.	ADJ CONF.
Average RPI Loss:	4	RECORD	PCT. RANK	GAMES	SCHEDULE	OF SCHEDULE	RPI	RPI	RPI	RPI
DIV. I ONLY	30- 4	5	7- 3	50	39	8	8	6	6	
DIV. I NON-CONF.	12- 1	11	0- 0	53	16	10	10	6	6	
TOTALS	RPI 1-25	RPI 26-50	W-L RECORDS	RPI 51-100	RPI 101-150	RPI 150+				
30- 4	1- 4	1- 0	OVERALL	10- 0	7- 0	11- 0				
17- 1	1- 1	1- 0	HOME	5- 0	3- 0	7- 0				
11- 2	0- 2	0- 0	AWAY	4- 0	4- 0	3- 0				
2- 1	0- 1	0- 0	NEUTRAL	1- 0	0- 0	1- 0				
12- 1	1- 1	1- 0	NON-CONFERENCE	3- 0	3- 0	4- 0				
9- 0	1- 0	1- 0	HOME	2- 0	1- 0	4- 0				
3- 1	0- 1	0- 0	AWAY	1- 0	2- 0	0- 0				
0- 0	0- 0	0- 0	NEUTRAL	0- 0	0- 0	0- 0				
18- 3	0- 3	0- 0	CONFERENCE	7- 0	4- 0	7- 0				
8- 1	0- 1	0- 0	HOME	3- 0	2- 0	3- 0				
8- 1	0- 1	0- 0	AWAY	3- 0	2- 0	3- 0				
2- 1	0- 1	0- 0	NEUTRAL	1- 0	0- 0	1- 0				

RPI	S	Opponent	Score	RPI	S	Opponent	Score	RPI	S	Opponent	Score	RPI	S	Opponent	Score
2	A	UConn	64 81	39	H	Florida St.	69 59	51	A	Rutgers	80 71	102	A	Temple	77 68
2	H	UConn	48 68					51	H	Rutgers	73 58	102	H	Temple	60 50
2	N	UConn	52 72					57	A	South Fla.	62 54	106	H	Colorado	69 62
10	A	Kentucky	64 69					57	H	South Fla.	79 59	107	A	Western Ky.	74 61
15	H	LSU	88 67					57	N	South Fla.	60 56	132	A	Ball St.	105 67
								61	A	Oklahoma	97 92	134	A	Cincinnati	75 51
								69	H	Quinnipiac	100 82	134	H	Cincinnati	64 45
								91	H	Wright St.	99 40	181	A	Memphis	82 66
								99	A	SMU	81 66	181	H	Memphis	88 61
								99	H	SMU	71 51	193	H	Missouri St.	91 49
												212	A	UCF	74 59
												212	H	UCF	75 56
												236	A	Houston	93 52
												236	H	Houston	81 62
												236	N	Houston	88 43
												241	H	Ohio	90 33
												255	H	Loyola Chicago	101 54
												263	H	Austin Peay	108 53
LAST 12 Division I GAMES:															
		2 N UConn	52 72			236 H Houston	81 62								
		57 N South Fla.	60 56			181 A Memphis	82 66								
		236 N Houston	88 43			102 H Temple	60 50								
		2 H UConn	48 68			2 A UConn	64 81								
		134 A Cincinnati	75 51			212 A UCF	74 59								
		51 H Rutgers	73 58			57 H South Fla.	79 59								

Non-Div I Games:

Louisville

■ Loss,
 ■ Non-Conf,
 ■ S Site,
 ■ Home
 ■ A Away
 N Neutral

Average RPI Win:	97	WON-LOST	WINNING	LAST 10	STRENGTH OF	OPP. STRENGTH	TEAM	ADJ.	CONF.	ADJ CONF.
Average RPI Loss:	41	RECORD	PCT. RANK	GAMES	SCHEDULE	OF SCHEDULE	RPI	RPI	RPI	RPI
DIV. I ONLY	21- 8	50	7- 3	7	16	9	9	3	3	
DIV. I NON-CONF.	10- 2	38	0- 0	10	40	7	7	4	4	
TOTALS	RPI 1-25	RPI 26-50	W-L RECORDS	RPI 51-100	RPI 101-150	RPI 150+				
21- 8	4- 4	3- 1	OVERALL	4- 2	6- 1	4- 0				
11- 2	2- 1	2- 0	HOME	2- 1	3- 0	2- 0				
9- 4	2- 1	1- 1	AWAY	1- 1	3- 1	2- 0				
1- 2	0- 2	0- 0	NEUTRAL	1- 0	0- 0	0- 0				
10- 2	0- 2	2- 0	NON-CONFERENCE	1- 0	4- 0	3- 0				
5- 0	0- 0	2- 0	HOME	0- 0	1- 0	2- 0				
4- 1	0- 1	0- 0	AWAY	0- 0	3- 0	1- 0				
1- 1	0- 1	0- 0	NEUTRAL	1- 0	0- 0	0- 0				
11- 6	4- 2	1- 1	CONFERENCE	3- 2	2- 1	1- 0				
6- 2	2- 1	0- 0	HOME	2- 1	2- 0	0- 0				
5- 3	2- 0	1- 1	AWAY	1- 1	0- 1	1- 0				
0- 1	0- 1	0- 0	NEUTRAL	0- 0	0- 0	0- 0				

RPI	S	Opponent	Score	RPI	S	Opponent	Score	RPI	S	Opponent	Score	RPI	S	Opponent	Score
3	N	Stanford	69 86	31	A	Michigan St.	73 89	52	A	Ohio St.	78 89	108	A	Northwestern	68 71
4	A	Duke	78 99	32	H	Bowling Green	57 48	52	H	Ohio St.	74 58	108	H	Northwestern	90 65
13	A	Penn St.	84 74	40	H	Central Mich.	109 97	84	H	Indiana	86 53	110	A	Green Bay	49 45
13	H	Penn St.	72 75	46	A	Minnesota	63 42	90	N	TCU	75 68	126	A	IUPUI	76 56
19	A	Nebraska	77 75					93	A	Michigan	65 56	128	A	Kansas	71 68
19	H	Nebraska	82 66					93	H	Michigan	49 65	132	H	Ball St.	63 57
23	H	Iowa	74 73									140	H	Wisconsin	72 54
23	N	Iowa	80 87									180	A	Illinois	80 68
												196	H	Belmont	76 46
												198	A	Toledo	81 79
												207	H	IPFW	91 70
LAST 12 Division I GAMES:															
23	N	Iowa	80 87	52	H	Ohio St.	74 58								
19	H	Nebraska	82 66	31	A	Michigan St.	73 89								
140	H	Wisconsin	72 54	13	H	Penn St.	72 75								
46	A	Minnesota	63 42	180	A	Illinois	80 68								
23	H	Iowa	74 73	108	H	Northwestern	90 65								
93	A	Michigan	65 56	19	A	Nebraska	77 75								

Non-Div I Games:

Purdue

■ Loss,
■ Non-Conf, S Site,
■ Home
■ Away
N Neutral

Kentucky

Through Games Of March 16, 2014

Average RPI Win:	109	WON-LOST	WINNING	LAST 10	STRENGTH OF	OPP. STRENGTH	TEAM	ADJ.	CONF.	ADJ CONF.
Average RPI Loss:	34	RECORD	PCT. RANK	GAMES	SCHEDULE	OF SCHEDULE	RPI	RPI	RPI	RPI
DIV. I ONLY	24- 8	40	7- 3	6	14	10	10	1	1	
DIV. I NON-CONF.	12- 1	11	0- 0	34	81	11	11	1	1	
TOTALS	RPI 1-25	RPI 26-50	W-L RECORDS	RPI 51-100	RPI 101-150	RPI 150+				
24- 8	8- 4	3- 1	OVERALL	5- 3	1- 0	7- 0				
12- 4	2- 2	2- 0	HOME	1- 2	1- 0	6- 0				
9- 3	4- 1	1- 1	AWAY	3- 1	0- 0	1- 0				
3- 1	2- 1	0- 0	NEUTRAL	1- 0	0- 0	0- 0				
12- 1	4- 1	2- 0	NON-CONFERENCE	0- 0	0- 0	6- 0				
7- 1	1- 1	1- 0	HOME	0- 0	0- 0	5- 0				
4- 0	2- 0	1- 0	AWAY	0- 0	0- 0	1- 0				
1- 0	1- 0	0- 0	NEUTRAL	0- 0	0- 0	0- 0				
12- 7	4- 3	1- 1	CONFERENCE	5- 3	1- 0	1- 0				
5- 3	1- 1	1- 0	HOME	1- 2	1- 0	1- 0				
5- 3	2- 1	0- 1	AWAY	3- 1	0- 0	0- 0				
2- 1	1- 1	0- 0	NEUTRAL	1- 0	0- 0	0- 0				

RPI	S	Opponent	Score	RPI	S	Opponent	Score	RPI	S	Opponent	Score	RPI	S	Opponent	Score
4	H	Duke	61 69	40	H	Central Mich.	96 74	63	A	Florida	80 86	104	H	Missouri	80 69
5	A	Tennessee	75 71	41	A	Marist	75 61	63	H	Florida	73 83	157	H	Ole Miss	108 78
5	N	Tennessee	70 71	43	H	Vanderbilt	65 63	63	N	Florida	75 70	277	A	Wagner	96 57
6	A	South Carolina	59 68	47	A	Georgia	56 58	67	A	Auburn	73 71	283	H	Bradley	117 77
6	H	South Carolina	58 81					74	H	Arkansas	68 58	287	H	East Tenn. St.	73 56
6	N	South Carolina	68 58					77	A	Alabama	85 63	294	H	Ga. Southern	103 38
7	N	Baylor	133 130					77	H	Alabama	55 57	306	H	Lipscomb	116 49
8	H	Louisville	69 64					95	A	Mississippi St.	81 74	309	H	Grambling	109 46
14	A	Texas A&M	83 74												
15	H	LSU	63 56												
17	A	Middle Tenn.	84 72												
25	A	DePaul	96 85												
LAST 12 Division I GAMES:															
		5 N Tennessee	70 71			6 H South Carolina	58 81								
		6 N South Carolina	68 58			5 A Tennessee	75 71								
		63 N Florida	75 70			157 H Ole Miss	108 78								
		43 H Vanderbilt	65 63			63 A Florida	80 86								
		95 A Mississippi St.	81 74			15 H LSU	63 56								
		14 A Texas A&M	83 74			47 A Georgia	56 58								

Non-Div I Games:

Kentucky

■ Loss,
■ Non-Conf, S Site,
■ Home
■ Away
N Neutral

Average RPI Win: 145	WON-LOST	WINNING	LAST 10	STRENGTH OF	OPP. STRENGTH	TEAM	ADJ.	CONF.	ADJ CONF.
Average RPI Loss: 38	RECORD	PCT. RANK	GAMES	SCHEDULE	OF SCHEDULE	RPI	RPI	RPI	RPI
DIV. I ONLY	29- 4	6	9- 1	72	77	11	11	8	8
DIV. I NON-CONF.	10- 2	38	0- 0	104	7	14	14	8	8
TOTALS	RPI 1-25	RPI 26-50	W-L RECORDS	RPI 51-100	RPI 101-150	RPI 150+			
29- 4	0- 1	4- 2	OVERALL	8- 1	4- 0	13- 0			
16- 0	0- 0	2- 0	HOME	4- 0	2- 0	8- 0			
10- 4	0- 1	0- 2	AWAY	4- 1	2- 0	4- 0			
3- 0	0- 0	2- 0	NEUTRAL	0- 0	0- 0	1- 0			
10- 2	0- 1	0- 0	NON-CONFERENCE	4- 1	2- 0	4- 0			
7- 0	0- 0	0- 0	HOME	2- 0	1- 0	4- 0			
3- 2	0- 1	0- 0	AWAY	2- 1	1- 0	0- 0			
0- 0	0- 0	0- 0	NEUTRAL	0- 0	0- 0	0- 0			
19- 2	0- 0	4- 2	CONFERENCE	4- 0	2- 0	9- 0			
9- 0	0- 0	2- 0	HOME	2- 0	1- 0	4- 0			
7- 2	0- 0	0- 2	AWAY	2- 0	1- 0	4- 0			
3- 0	0- 0	2- 0	NEUTRAL	0- 0	0- 0	1- 0			

RPI	S	Opponent	Score	RPI	S	Opponent	Score	RPI	S	Opponent	Score	RPI	S	Opponent	Score
3	A	Stanford	45 73	38	A	BYU	52 62	52	A	Ohio St.	59 58	113	H	Fairfield	82 42
				38	H	BYU	68 42	53	A	San Diego	66 48	140	A	Wisconsin	70 55
				38	N	BYU	71 57	53	H	San Diego	79 50	142	A	Portland	56 24
				48	A	St. Mary's (CA)	78 79	56	A	Washington St.	70 62	142	H	Portland	72 61
				48	H	St. Mary's (CA)	75 65	61	A	Oklahoma	78 82	151	H	Eastern Wash.	78 58
				48	N	St. Mary's (CA)	68 60	75	H	UT Martin	91 54	177	A	San Francisco	68 40
								78	A	Pacific	83 68	177	H	San Francisco	101 66
								78	H	Pacific	81 77	177	N	San Francisco	81 68
								87	H	Idaho	64 56	213	H	Colgate	81 31
												232	A	Loyola Marymount	91 82
												232	H	Loyola Marymount	88 51
												246	A	Santa Clara	67 61
												246	H	Santa Clara	89 37
												268	A	Pepperdine	69 39
												268	H	Pepperdine	86 51
												272	H	Portland St.	96 47
												304	H	UC Riverside	87 43
LAST 12 Division I GAMES:															
				38	N	BYU	71 57	38	A	BYU	52 62				
				48	N	St. Mary's (CA)	68 60	53	A	San Diego	66 48				
				177	N	San Francisco	81 68	232	H	Loyola Marymount	88 51				
				78	H	Pacific	81 77	268	H	Pepperdine	86 51				
				48	H	St. Mary's (CA)	75 65	177	H	San Francisco	101 66				
				142	H	Portland	72 61	246	H	Santa Clara	89 37				

Non-Div I Games:

Gonzaga

■ Loss,
■ Non-Conf, S Site,
■ Home
■ Away
N Neutral

West Virginia

Through Games Of March 16, 2014

Average RPI Win:	125	WON-LOST	WINNING	LAST 10	STRENGTH OF	OPP. STRENGTH	TEAM	ADJ.	CONF.	ADJ CONF.
Average RPI Loss:	23	RECORD	PCT. RANK	GAMES	SCHEDULE	OF SCHEDULE	RPI	RPI	RPI	RPI
DIV. I ONLY	29- 4	6	9- 1	70	6	12	12	4	4	
DIV. I NON-CONF.	11- 1	18	0- 0	295	18	67	67	5	5	
TOTALS	RPI 1-25	RPI 26-50	W-L RECORDS	RPI 51-100	RPI 101-150	RPI 150+				
29- 4	3- 3	4- 0	OVERALL	8- 1	5- 0	9- 0				
13- 2	1- 1	2- 0	HOME	3- 1	2- 0	5- 0				
11- 1	1- 1	2- 0	AWAY	3- 0	3- 0	2- 0				
5- 1	1- 1	0- 0	NEUTRAL	2- 0	0- 0	2- 0				
11- 1	0- 0	0- 0	NON-CONFERENCE	3- 1	1- 0	7- 0				
5- 1	0- 0	0- 0	HOME	1- 1	0- 0	4- 0				
3- 0	0- 0	0- 0	AWAY	1- 0	1- 0	1- 0				
3- 0	0- 0	0- 0	NEUTRAL	1- 0	0- 0	2- 0				
18- 3	3- 3	4- 0	CONFERENCE	5- 0	4- 0	2- 0				
8- 1	1- 1	2- 0	HOME	2- 0	2- 0	1- 0				
8- 1	1- 1	2- 0	AWAY	2- 0	2- 0	1- 0				
2- 1	1- 1	0- 0	NEUTRAL	1- 0	0- 0	0- 0				

RPI	S	Opponent	Score	RPI	S	Opponent	Score	RPI	S	Opponent	Score	RPI	S	Opponent	Score
7	A	Baylor	71 69	29	A	Oklahoma St.	71 67	52	H	Ohio St.	61 70	109	A	Hawaii	59 56
7	H	Baylor	62 78	29	H	Oklahoma St.	77 45	56	N	Washington St.	88 66	128	A	Kansas	65 55
7	N	Baylor	71 74	42	A	Iowa St.	73 59	61	A	Oklahoma	76 75	128	H	Kansas	67 60
24	A	Texas	63 66	42	H	Iowa St.	67 56	61	H	Oklahoma	77 63	150	A	Kansas St.	61 40
24	H	Texas	56 49					79	A	Duquesne	88 80	150	H	Kansas St.	84 44
24	N	Texas	67 60					81	H	Virginia	68 58	155	H	Coppin St.	88 56
								90	A	TCU	66 62	157	N	Ole Miss	86 56
								90	H	TCU	61 57	184	H	Elon	89 56
								90	N	TCU	67 59	211	A	Youngstown St.	85 58
												257	A	Texas Tech	70 51
												257	H	Texas Tech	69 37
												270	N	Marshall	82 51
												322	H	Delaware St.	109 47
												342	H	Fairleigh Dickinson	94 47
LAST 12 Division I GAMES:															
		7 N Baylor	71 74			150 A Kansas St.	61 40								
		24 N Texas	67 60			29 H Oklahoma St.	77 45								
		90 N TCU	67 59			90 H TCU	61 57								
		128 H Kansas	67 60			61 A Oklahoma	76 75								
		7 A Baylor	71 69			150 H Kansas St.	84 44								
		257 H Texas Tech	69 37			90 A TCU	66 62								

Non-Div I Games:

West Virginia

■ Loss,
 ■ Non-Conf,
 ■ S Site,
 ■ Home
 ■ A Away
 N Neutral

Average RPI Win:	108	WON-LOST	WINNING	LAST 10	STRENGTH OF	OPP. STRENGTH	TEAM	ADJ.	CONF.	ADJ CONF.
Average RPI Loss:	22	RECORD	PCT. RANK	GAMES	SCHEDULE	OF SCHEDULE	RPI	RPI	RPI	RPI
DIV. I ONLY	22- 7	38	7- 3	13	4	13	13	3	3	
DIV. I NON-CONF.	9- 3	63	0- 0	24	27	24	24	4	4	
TOTALS	RPI 1-25	RPI 26-50	W-L RECORDS	RPI 51-100	RPI 101-150	RPI 150+				
22- 7	3- 5	4- 1	OVERALL	5- 1	4- 0	6- 0				
12- 4	1- 4	2- 0	HOME	3- 0	3- 0	3- 0				
8- 2	2- 1	1- 1	AWAY	2- 0	1- 0	2- 0				
2- 1	0- 0	1- 0	NEUTRAL	0- 1	0- 0	1- 0				
9- 3	1- 2	2- 1	NON-CONFERENCE	0- 0	1- 0	5- 0				
6- 2	1- 2	1- 0	HOME	0- 0	1- 0	3- 0				
1- 1	0- 0	0- 1	AWAY	0- 0	0- 0	1- 0				
2- 0	0- 0	1- 0	NEUTRAL	0- 0	0- 0	1- 0				
13- 4	2- 3	2- 0	CONFERENCE	5- 1	3- 0	1- 0				
6- 2	0- 2	1- 0	HOME	3- 0	2- 0	0- 0				
7- 1	2- 1	1- 0	AWAY	2- 0	1- 0	1- 0				
0- 1	0- 0	0- 0	NEUTRAL	0- 1	0- 0	0- 0				

RPI 1-25				RPI 26-50				RPI 51-100				RPI 101+			
RPI	S	Opponent	Score	RPI	S	Opponent	Score	RPI	S	Opponent	Score	RPI	S	Opponent	Score
1	H	Notre Dame	67 77	31	A	Michigan St.	66 54	52	A	Ohio St.	74 54	108	A	Northwestern	79 75
2	H	UConn	52 71	35	N	Oregon St.	61 56	52	H	Ohio St.	66 42	108	H	Northwestern	82 73
9	A	Purdue	75 72	37	H	Fordham	78 61	52	N	Ohio St.	82 99	137	H	Bucknell	92 49
9	H	Purdue	74 84	46	H	Minnesota	83 53	84	A	Indiana	71 63	140	H	Wisconsin	78 68
14	H	Texas A&M	66 58	49	A	South Dakota St.	79 83	84	H	Indiana	65 52	173	A	Georgetown	77 68
19	A	Nebraska	74 94					93	H	Michigan	77 62	180	A	Illinois	82 76
23	A	Iowa	87 71									189	H	Saint Francis (PA)	117 77
23	H	Iowa	70 73									216	N	Illinois St.	72 60
												237	H	Hartford	70 56
												326	H	Alcorn	85 62
LAST 12 Division I GAMES:															
				52	N	Ohio St.	82 99	52	A	Ohio St.	74 54				
				93	H	Michigan	77 62	23	H	Iowa	70 73				
				19	A	Nebraska	74 94	108	A	Northwestern	79 75				
				108	H	Northwestern	82 73	9	A	Purdue	75 72				
				140	H	Wisconsin	78 68	46	H	Minnesota	83 53				
				84	A	Indiana	71 63	84	H	Indiana	65 52				

Non-Div I Games:

Penn St.

■ Loss,
■ Non-Conf, S Site,
■ Home
■ Away
N Neutral

Average RPI Win:	110	WON-LOST	WINNING	LAST 10	STRENGTH OF	OPP. STRENGTH	TEAM	ADJ.	CONF.	ADJ CONF.
Average RPI Loss:	19	RECORD	PCT. RANK	GAMES	SCHEDULE	OF SCHEDULE	RPI	RPI	RPI	RPI
DIV. I ONLY	24- 8	40	7- 3	18	5	14	14	1	1	
DIV. I NON-CONF.	10- 4	75	0- 0	71	42	57	57	1	1	
TOTALS	RPI 1-25	RPI 26-50	W-L RECORDS	RPI 51-100	RPI 101-150	RPI 150+				
24- 8	3- 5	2- 3	OVERALL	9- 0	2- 0	8- 0				
13- 2	2- 2	1- 0	HOME	5- 0	1- 0	4- 0				
9- 2	1- 1	1- 1	AWAY	3- 0	1- 0	3- 0				
2- 4	0- 2	0- 2	NEUTRAL	1- 0	0- 0	1- 0				
10- 4	0- 2	0- 2	NON-CONFERENCE	2- 0	1- 0	7- 0				
7- 0	0- 0	0- 0	HOME	2- 0	1- 0	4- 0				
2- 1	0- 1	0- 0	AWAY	0- 0	0- 0	2- 0				
1- 3	0- 1	0- 2	NEUTRAL	0- 0	0- 0	1- 0				
14- 4	3- 3	2- 1	CONFERENCE	7- 0	1- 0	1- 0				
6- 2	2- 2	1- 0	HOME	3- 0	0- 0	0- 0				
7- 1	1- 0	1- 1	AWAY	3- 0	1- 0	1- 0				
1- 1	0- 1	0- 0	NEUTRAL	1- 0	0- 0	0- 0				

RPI S	Opponent	Score	RPI S	Opponent	Score	RPI S	Opponent	Score	RPI S	Opponent	Score
5	H Tennessee	55 76	26	N Syracuse	63 78	59	H UTEP	74 58	104	A Missouri	62 57
5	N Tennessee	77 86	28	N St. John's (NY)	70 72	63	A Florida	83 72	114	H Arkansas St.	80 62
6	H South Carolina	67 65	43	A Vanderbilt	69 71	67	A Auburn	71 54	157	A Ole Miss	73 61
10	H Kentucky	74 83	47	A Georgia	58 44	67	N Auburn	86 54	181	N Memphis	69 59
13	A Penn St.	58 66	47	H Georgia	78 73	74	H Arkansas	77 54	182	H Nicholls St.	73 39
15	A LSU	52 48				77	A Alabama	71 46	205	H Louisiana Tech	80 52
15	H LSU	72 67				77	H Alabama	73 58	217	H San Diego St.	72 35
24	N Texas	58 69				89	H Washington	74 68	224	H Prairie View	76 27
						95	H Mississippi St.	73 35	233	A North Texas	67 48
									236	A Houston	63 51
LAST 12 Division I GAMES:											
5	N Tennessee	77 86	77	A Alabama	71 46						
67	N Auburn	86 54	47	H Georgia	78 73						
63	A Florida	83 72	15	H LSU	72 67						
74	H Arkansas	77 54	43	A Vanderbilt	69 71						
10	H Kentucky	74 83	67	A Auburn	71 54						
157	A Ole Miss	73 61	5	H Tennessee	55 76						

Non-Div I Games:

Texas A&M

■ Loss,
■ Non-Conf,
■ S Site,
■ H Home
■ A Away
N Neutral

Average RPI Win:	102	WON-LOST	WINNING	LAST 10	STRENGTH OF	OPP. STRENGTH	TEAM	ADJ.	CONF.	ADJ CONF.
Average RPI Loss:	27	RECORD	PCT. RANK	GAMES	SCHEDULE	OF SCHEDULE	RPI	RPI	RPI	RPI
DIV. I ONLY	19- 12	101	2- 8	1	29	15	15	1	1	
DIV. I NON-CONF.	11- 2	31	0- 0	4	122	4	4	1	1	
TOTALS	RPI 1-25	RPI 26-50	W-L RECORDS	RPI 51-100	RPI 101-150	RPI 150+				
19- 12	2- 8	0- 2	OVERALL	8- 2	5- 0	4- 0				
10- 4	1- 3	0- 0	HOME	5- 1	2- 0	2- 0				
6- 7	1- 4	0- 2	AWAY	0- 1	3- 0	2- 0				
3- 1	0- 1	0- 0	NEUTRAL	3- 0	0- 0	0- 0				
11- 2	1- 2	0- 0	NON-CONFERENCE	4- 0	3- 0	3- 0				
6- 0	1- 0	0- 0	HOME	2- 0	1- 0	2- 0				
3- 2	0- 2	0- 0	AWAY	0- 0	2- 0	1- 0				
2- 0	0- 0	0- 0	NEUTRAL	2- 0	0- 0	0- 0				
8- 10	1- 6	0- 2	CONFERENCE	4- 2	2- 0	1- 0				
4- 4	0- 3	0- 0	HOME	3- 1	1- 0	0- 0				
3- 5	1- 2	0- 2	AWAY	0- 1	1- 0	1- 0				
1- 1	0- 1	0- 0	NEUTRAL	1- 0	0- 0	0- 0				

RPI	S	Opponent	Score	RPI	S	Opponent	Score	RPI	S	Opponent	Score	RPI	S	Opponent	Score
5	A	Tennessee	80 77	43	A	Vanderbilt	70 79	51	N	Rutgers	69 65	104	A	Missouri	87 68
5	H	Tennessee	67 72	47	A	Georgia	67 71	54	H	FGCU	69 46	104	H	Missouri	75 58
5	N	Tennessee	65 77					63	H	Florida	82 68	105	A	Tulane	63 35
6	H	South Carolina	57 73					65	H	Hampton	73 54	119	H	Indiana St.	83 66
8	A	Louisville	67 88					67	H	Auburn	71 60	139	A	UALR	58 51
10	A	Kentucky	56 63					74	H	Arkansas	53 57	157	A	Ole Miss	66 56
14	A	Texas A&M	67 72					77	A	Alabama	60 78	178	H	Stephen F. Austin	86 58
14	H	Texas A&M	48 52					77	N	Alabama	78 65	205	A	Louisiana Tech	81 69
18	A	North Carolina St.	79 89					93	N	Michigan	64 62	244	H	Jackson St.	72 45
22	H	Saint Joseph's	80 64					95	H	Mississippi St.	65 56				
LAST 12 Division I GAMES:															
5	N	Tennessee	65 77	6	H	South Carolina	57 73								
77	N	Alabama	78 65	14	A	Texas A&M	67 72								
77	A	Alabama	60 78	104	H	Missouri	75 58								
5	H	Tennessee	67 72	10	A	Kentucky	56 63								
74	H	Arkansas	53 57	95	H	Mississippi St.	65 56								
47	A	Georgia	67 71	157	A	Ole Miss	66 56								

Non-Div I Games:

LSU

■ Loss,
 ■ Non-Conf,
 ■ S Site,
 ■ H Home
 ■ A Away
 N Neutral

Through Games Of March 10, 1911										
Average RPI Win:	151	WON-LOST	WINNING	LAST 10	STRENGTH OF	OPP. STRENGTH	TEAM	ADJ.	CONF.	ADJ CONF.
Average RPI Loss:	38	RECORD	PCT. RANK	GAMES	SCHEDULE	OF SCHEDULE	RPI	RPI	RPI	RPI
DIV. I ONLY	23- 7	34	8- 2	45	87	16	16	9	9	
DIV. I NON-CONF.	7- 4	95	0- 0	43	20	31	31	9	9	
TOTALS	RPI 1-25	RPI 26-50	W-L RECORDS	RPI 51-100	RPI 101-150	RPI 150+				
23- 7	1- 2	2- 4	OVERALL	9- 1	1- 0	10- 0				
12- 0	1- 0	2- 0	HOME	6- 0	1- 0	2- 0				
8- 6	0- 2	0- 3	AWAY	1- 1	0- 0	7- 0				
3- 1	0- 0	0- 1	NEUTRAL	2- 0	0- 0	1- 0				
7- 4	0- 1	1- 3	NON-CONFERENCE	3- 0	0- 0	3- 0				
4- 0	0- 0	1- 0	HOME	3- 0	0- 0	0- 0				
2- 4	0- 1	0- 3	AWAY	0- 0	0- 0	2- 0				
1- 0	0- 0	0- 0	NEUTRAL	0- 0	0- 0	1- 0				
16- 3	1- 1	1- 1	CONFERENCE	6- 1	1- 0	7- 0				
8- 0	1- 0	1- 0	HOME	3- 0	1- 0	2- 0				
6- 2	0- 1	0- 0	AWAY	1- 1	0- 0	5- 0				
2- 1	0- 0	0- 1	NEUTRAL	2- 0	0- 0	0- 0				

RPI	S	Opponent	Score	RPI	S	Opponent	Score	RPI	S	Opponent	Score	RPI	S	Opponent	Score
22	A	Saint Joseph's	63 75	31	A	Michigan St.	89 96	56	H	Washington St.	87 76	124	H	Richmond	69 58
22	H	Saint Joseph's	82 56	37	H	Fordham	73 64	62	H	St. Bonaventure	73 59	162	A	La Salle	84 69
23	A	Iowa	93 97	37	N	Fordham	51 63	72	A	George Washington	79 88	198	A	Toledo	87 75
				40	A	Central Mich.	91 94	72	H	George Washington	90 69	210	A	Saint Louis	90 74
				40	H	Central Mich.	102 89	72	N	George Washington	89 68	210	H	Saint Louis	67 58
				43	A	Vanderbilt	52 82	76	H	Akron	94 80	247	A	Providence	83 65
								79	A	Duquesne	87 77	281	A	George Mason	91 64
								91	H	Wright St.	112 85	281	H	George Mason	103 81
								100	H	VCU	73 69	304	N	UC Riverside	89 54
								100	N	VCU	62 61	313	A	Massachusetts	81 67
												334	A	Rhode Island	73 66
LAST 12 Division I GAMES:															
				37	N	Fordham	51 63	162	A	La Salle	84 69				
				72	N	George Washington	89 68	210	A	Saint Louis	90 74				
				100	N	VCU	62 61	124	H	Richmond	69 58				
				72	A	George Washington	79 88	334	A	Rhode Island	73 66				
				210	H	Saint Louis	67 58	79	A	Duquesne	87 77				
				22	H	Saint Joseph's	82 56	100	H	VCU	73 69				

Non-Div I Games:

Dayton

■ Loss,
 ■ Non-Conf, S Site,
 ■ Home
 ■ Away
 N Neutral

Average RPI Win:	160	WON-LOST	WINNING	LAST 10	STRENGTH OF	OPP. STRENGTH	TEAM	ADJ.	CONF.	ADJ CONF.
Average RPI Loss:	30	RECORD	PCT. RANK	GAMES	SCHEDULE	OF SCHEDULE	RPI	RPI	RPI	RPI
DIV. I ONLY	29- 4	6	10- 0	81	84	17	17	10	10	
DIV. I NON-CONF.	11- 3	55	0- 0	115	17	44	44	10	10	
TOTALS	RPI 1-25	RPI 26-50	W-L RECORDS	RPI 51-100	RPI 101-150	RPI 150+				
29- 4	0- 2	2- 1	OVERALL	6- 1	6- 0	15- 0				
11- 2	0- 2	1- 0	HOME	1- 0	3- 0	6- 0				
12- 2	0- 0	0- 1	AWAY	3- 1	2- 0	7- 0				
6- 0	0- 0	1- 0	NEUTRAL	2- 0	1- 0	2- 0				
11- 3	0- 2	1- 0	NON-CONFERENCE	4- 1	0- 0	6- 0				
3- 2	0- 2	1- 0	HOME	0- 0	0- 0	2- 0				
5- 1	0- 0	0- 0	AWAY	2- 1	0- 0	3- 0				
3- 0	0- 0	0- 0	NEUTRAL	2- 0	0- 0	1- 0				
18- 1	0- 0	1- 1	CONFERENCE	2- 0	6- 0	9- 0				
8- 0	0- 0	0- 0	HOME	1- 0	3- 0	4- 0				
7- 1	0- 0	0- 1	AWAY	1- 0	2- 0	4- 0				
3- 0	0- 0	1- 0	NEUTRAL	0- 0	1- 0	1- 0				

RPI 1-25				Team's RPI: 17				RPI 26-50				RPI 51-100				RPI 101+			
RPI	S	Opponent	Score	RPI	S	Opponent	Score	RPI	S	Opponent	Score	RPI	S	Opponent	Score	RPI	S	Opponent	Score
5	H	Tennessee	57 67	30	A	Southern Miss.	56 68	57	A	South Fla.	68 62	105	A	Tulane	64 52				
10	H	Kentucky	72 84	30	N	Southern Miss.	84 55	59	H	UTEP	69 58	127	H	Charlotte	48 46				
				49	H	South Dakota St.	59 44	74	A	Arkansas	51 66	130	H	Old Dominion	62 49				
								91	N	Wright St.	69 62	143	A	UAB	61 55				
								94	A	East Carolina	70 59	143	H	UAB	68 58				
								95	N	Mississippi St.	62 48	143	N	UAB	69 59				
								96	A	Miami (FL)	61 55	164	A	Clemson	76 51				
												165	A	FIU	65 58				
												165	N	FIU	64 57				
												172	H	Rice	65 54				
												186	H	UTSA	60 41				
												192	A	Fla. Atlantic	83 77				
												205	A	Louisiana Tech	68 51				
												208	A	Tulsa	67 57				
												212	A	UCF	63 51				
												233	H	North Texas	86 42				
												252	H	Tennessee Tech	84 53				
												263	A	Austin Peay	69 43				
												270	H	Marshall	75 36				
												274	N	Southeastern La.	89 71				
												324	H	Kennesaw St.	68 32				
LAST 12 Division I GAMES:																			
				30	N	Southern Miss.	84 55	127	H	Charlotte	48 46								
				165	N	FIU	64 57	270	H	Marshall	75 36								
				143	N	UAB	69 59	192	A	Fla. Atlantic	83 77								
				105	A	Tulane	64 52	165	A	FIU	65 58								
				143	H	UAB	68 58	172	H	Rice	65 54								
				94	A	East Carolina	70 59	30	A	Southern Miss.	56 68								

Non-Div I Games:

Middle Tenn.

■ Loss,
 ■ Non-Conf, S Site,
 ■ Home
 ■ Away
 N Neutral

Average RPI Win:	128	WON-LOST	WINNING	LAST 10	STRENGTH OF	OPP. STRENGTH	TEAM	ADJ.	CONF.	ADJ CONF.
Average RPI Loss:	34	RECORD	PCT. RANK	GAMES	SCHEDULE	OF SCHEDULE	RPI	RPI	RPI	RPI
DIV. I ONLY	25- 7	28	6- 4	44	11	18	18	2	2	
DIV. I NON-CONF.	13- 1	8	0- 0	208	52	37	37	2	2	
TOTALS	RPI 1-25	RPI 26-50	W-L RECORDS	RPI 51-100	RPI 101-150	RPI 150+				
25- 7	2- 5	4- 0	OVERALL	3- 2	8- 0	8- 0				
14- 2	2- 2	2- 0	HOME	2- 0	3- 0	5- 0				
7- 3	0- 2	1- 0	AWAY	0- 1	4- 0	2- 0				
4- 2	0- 1	1- 0	NEUTRAL	1- 1	1- 0	1- 0				
13- 1	1- 0	0- 0	NON-CONFERENCE	2- 1	3- 0	7- 0				
8- 0	1- 0	0- 0	HOME	1- 0	1- 0	5- 0				
2- 0	0- 0	0- 0	AWAY	0- 0	1- 0	1- 0				
3- 1	0- 0	0- 0	NEUTRAL	1- 1	1- 0	1- 0				
12- 6	1- 5	4- 0	CONFERENCE	1- 1	5- 0	1- 0				
6- 2	1- 2	2- 0	HOME	1- 0	2- 0	0- 0				
5- 3	0- 2	1- 0	AWAY	0- 1	3- 0	1- 0				
1- 1	0- 1	1- 0	NEUTRAL	0- 0	0- 0	0- 0				

RPI	S	Opponent	Score	RPI	S	Opponent	Score	RPI	S	Opponent	Score	RPI	S	Opponent	Score
1	H	Notre Dame	60 84	26	H	Syracuse	67 61	62	H	St. Bonaventure	70 47	105	H	Tulane	69 55
1	N	Notre Dame	48 83	26	N	Syracuse	79 63	81	H	Virginia	68 66	108	A	Northwestern	76 61
4	A	Duke	70 83	36	A	Georgia Tech	80 73	91	N	Wright St.	90 99	115	A	Wake Forest	62 54
15	H	LSU	89 79	39	H	Florida St.	80 57	92	N	UCLA	67 49	115	H	Wake Forest	74 69
20	H	Maryland	72 63					96	A	Miami (FL)	71 80	116	A	Virginia Tech	72 71
21	A	North Carolina	70 79									129	H	Boston College	85 76
21	H	North Carolina	82 89									149	A	Pittsburgh	79 68
LAST 12 Division I GAMES:															
		1 N Notre Dame	48 83			21 H North Carolina	82 89								
		26 N Syracuse	79 63			164 A Clemson	69 63								
		1 H Notre Dame	60 84			116 A Virginia Tech	72 71								
		149 A Pittsburgh	79 68			115 H Wake Forest	74 69								
		81 H Virginia	68 66			20 H Maryland	72 63								
		4 A Duke	70 83			36 A Georgia Tech	80 73								

Non-Div I Games:

North Carolina St.

■ Loss,
 ■ Non-Conf, S Site,
 ■ Home
 ■ Away
 N Neutral

Nebraska

Through Games Of March 16, 2014

Average RPI Win:	119	WON-LOST	WINNING	LAST 10	STRENGTH OF	OPP. STRENGTH	TEAM	ADJ.	CONF.	ADJ CONF.
Average RPI Loss:	39	RECORD	PCT. RANK	GAMES	SCHEDULE	OF SCHEDULE	RPI	RPI	RPI	RPI
DIV. I ONLY	25- 6	22	9- 1	61	19	19	19	3	3	
DIV. I NON-CONF.	10- 2	38	0- 0	246	59	88	88	4	4	
TOTALS	RPI 1-25	RPI 26-50	W-L RECORDS	RPI 51-100	RPI 101-150	RPI 150+				
25- 6	3- 3	4- 1	OVERALL	7- 1	3- 1	8- 0				
16- 2	1- 1	2- 0	HOME	5- 1	2- 0	6- 0				
6- 4	1- 2	0- 1	AWAY	2- 0	1- 1	2- 0				
3- 0	1- 0	2- 0	NEUTRAL	0- 0	0- 0	0- 0				
10- 2	0- 1	0- 0	NON-CONFERENCE	3- 1	1- 0	6- 0				
9- 1	0- 0	0- 0	HOME	3- 1	1- 0	5- 0				
1- 1	0- 1	0- 0	AWAY	0- 0	0- 0	1- 0				
0- 0	0- 0	0- 0	NEUTRAL	0- 0	0- 0	0- 0				
15- 4	3- 2	4- 1	CONFERENCE	4- 0	2- 1	2- 0				
7- 1	1- 1	2- 0	HOME	2- 0	1- 0	1- 0				
5- 3	1- 1	0- 1	AWAY	2- 0	1- 1	1- 0				
3- 0	1- 0	2- 0	NEUTRAL	0- 0	0- 0	0- 0				

RPI	S	Opponent	Score	RPI	S	Opponent	Score	RPI	S	Opponent	Score	RPI	S	Opponent	Score
9	A	Purdue	66 82	31	A	Michigan St.	57 70	52	A	Ohio St.	67 59	108	A	Northwestern	59 63
9	H	Purdue	75 77	31	H	Michigan St.	76 56	56	H	Washington St.	72 76	108	H	Northwestern	66 65
13	H	Penn St.	94 74	31	N	Michigan St.	86 58	66	H	Creighton	63 38	136	H	South Dakota	87 53
21	A	North Carolina	62 75	46	H	Minnesota	88 85	77	H	Alabama	62 48	140	A	Wisconsin	71 70
23	A	Iowa	80 67	46	N	Minnesota	80 67	84	H	Indiana	76 61	161	H	Utah St.	95 75
23	N	Iowa	72 65					92	H	UCLA	77 49	170	H	Southern U.	87 64
								93	A	Michigan	76 68	180	A	Illinois	75 56
								93	H	Michigan	84 51	180	H	Illinois	72 65
												185	A	Utah	75 69
												259	H	Oral Roberts	89 53
												329	H	UMass Lowell	77 42
												347	H	Ark.-Pine Bluff	78 55
LAST 12 Division I GAMES:															
23	N	Iowa	72 65	52	A	Ohio St.	67 59								
31	N	Michigan St.	86 58	84	H	Indiana	76 61								
46	N	Minnesota	80 67	93	A	Michigan	76 68								
9	A	Purdue	66 82	31	H	Michigan St.	76 56								
180	H	Illinois	72 65	140	A	Wisconsin	71 70								
13	H	Penn St.	94 74	23	A	Iowa	80 67								

Non-Div I Games:

Nebraska

■ Loss,
 ■ Non-Conf,
 ■ S Site,
 ■ Home
 ■ A Away
 N Neutral

Maryland

Through Games Of March 16, 2014

Average RPI Win:	137	WON-LOST	WINNING	LAST 10	STRENGTH OF	OPP. STRENGTH	TEAM	ADJ.	CONF.	ADJ CONF.
Average RPI Loss:	21	RECORD	PCT. RANK	GAMES	SCHEDULE	OF SCHEDULE	RPI	RPI	RPI	RPI
DIV. I ONLY	24- 6	23	8- 2	51	27	20	20	2	2	
DIV. I NON-CONF.	12- 1	11	0- 0	217	102	52	52	2	2	
TOTALS	RPI 1-25	RPI 26-50	W-L RECORDS	RPI 51-100	RPI 101-150	RPI 150+				
24- 6	1- 5	5- 0	OVERALL	4- 1	6- 0	8- 0				
15- 2	0- 2	3- 0	HOME	2- 0	5- 0	5- 0				
7- 3	1- 2	2- 0	AWAY	2- 1	1- 0	1- 0				
2- 1	0- 1	0- 0	NEUTRAL	0- 0	0- 0	2- 0				
12- 1	0- 1	0- 0	NON-CONFERENCE	3- 0	2- 0	7- 0				
8- 1	0- 1	0- 0	HOME	2- 0	2- 0	4- 0				
2- 0	0- 0	0- 0	AWAY	1- 0	0- 0	1- 0				
2- 0	0- 0	0- 0	NEUTRAL	0- 0	0- 0	2- 0				
12- 5	1- 4	5- 0	CONFERENCE	1- 1	4- 0	1- 0				
7- 1	0- 1	3- 0	HOME	0- 0	3- 0	1- 0				
5- 3	1- 2	2- 0	AWAY	1- 1	1- 0	0- 0				
0- 1	0- 1	0- 0	NEUTRAL	0- 0	0- 0	0- 0				

RPI	S	Opponent	Score	RPI	S	Opponent	Score	RPI	S	Opponent	Score	RPI	S	Opponent	Score
1	H	Notre Dame	83 87	26	A	Syracuse	89 64	52	H	Ohio St.	67 55	115	H	Wake Forest	76 49
2	H	UConn	55 72	26	H	Syracuse	77 62	57	A	South Fla.	78 70	116	H	Virginia Tech	87 48
4	A	Duke	63 84	36	A	Georgia Tech	79 62	72	H	George Washington	87 51	117	H	Drexel	69 63
18	A	North Carolina St.	63 72	36	H	Georgia Tech	92 81	81	A	Virginia	72 86	129	A	Boston College	92 66
21	A	North Carolina	79 70	39	H	Florida St.	87 77	96	A	Miami (FL)	67 52	145	H	Col. of Charleston	103 51
21	N	North Carolina	70 73									149	H	Pittsburgh	94 46
												164	H	Clemson	95 43
												183	N	Texas Southern	100 59
												221	A	Towson	90 53
												241	N	Ohio	84 60
												291	H	Siena	105 49
												303	H	Loyola Maryland	89 53
												322	H	Delaware St.	93 44
												340	H	Wofford	110 53
LAST 12 Division I GAMES:															
21	N	North Carolina	70 73	96	A	Miami (FL)	67 52								
116	H	Virginia Tech	87 48	164	H	Clemson	95 43								
129	A	Boston College	92 66	149	H	Pittsburgh	94 46								
36	A	Georgia Tech	79 62	26	A	Syracuse	89 64								
39	H	Florida St.	87 77	18	A	North Carolina St.	63 72								
4	A	Duke	63 84	1	H	Notre Dame	83 87								

Non-Div I Games:

Maryland

Loss, Non-Conf, S Site, H Home A Away N Neutral

North Carolina

Through Games Of March 16, 2014

Average RPI Win: 118	WON-LOST	WINNING	LAST 10	STRENGTH OF	OPP. STRENGTH	TEAM	ADJ.	CONF.	ADJ CONF.
Average RPI Loss: 37	RECORD	PCT. RANK	GAMES	SCHEDULE	OF SCHEDULE	RPI	RPI	RPI	RPI
DIV. I ONLY	24- 9	49	7- 3	16	18	21	21	2	2
DIV. I NON-CONF.	12- 2	29	0- 0	99	75	41	41	2	2
TOTALS	RPI 1-25	RPI 26-50	W-L RECORDS	RPI 51-100	RPI 101-150	RPI 150+			
24- 9	7- 4	2- 3	OVERALL	2- 1	6- 1	7- 0			
11- 5	3- 2	1- 1	HOME	0- 1	2- 1	5- 0			
7- 2	2- 1	1- 1	AWAY	2- 0	2- 0	0- 0			
6- 2	2- 1	0- 1	NEUTRAL	0- 0	2- 0	2- 0			
12- 2	2- 1	1- 1	NON-CONFERENCE	1- 0	2- 0	6- 0			
7- 1	1- 1	1- 0	HOME	0- 0	1- 0	4- 0			
1- 0	0- 0	0- 0	AWAY	1- 0	0- 0	0- 0			
4- 1	1- 0	0- 1	NEUTRAL	0- 0	1- 0	2- 0			
12- 7	5- 3	1- 2	CONFERENCE	1- 1	4- 1	1- 0			
4- 4	2- 1	0- 1	HOME	0- 1	1- 1	1- 0			
6- 2	2- 1	1- 1	AWAY	1- 0	2- 0	0- 0			
2- 1	1- 1	0- 0	NEUTRAL	0- 0	1- 0	0- 0			

RPI	S	Opponent	Score	RPI	S	Opponent	Score	RPI	S	Opponent	Score	RPI	S	Opponent	Score
1	A	Notre Dame	75 100	26	H	Syracuse	73 78	81	A	Virginia	80 74	114	N	Arkansas St.	93 60
4	A	Duke	89 78	33	N	Arizona St.	81 94	92	A	UCLA	78 68	115	A	Wake Forest	83 65
4	H	Duke	64 60	36	A	Georgia Tech	91 94	96	H	Miami (FL)	80 83	115	N	Wake Forest	69 65
4	N	Duke	61 66	39	A	Florida St.	65 61					116	H	Virginia Tech	47 50
5	H	Tennessee	65 81	45	H	James Madison	74 71					120	H	High Point	103 71
6	N	South Carolina	74 66									129	A	Boston College	73 56
18	A	North Carolina St.	89 82									149	H	Pittsburgh	86 50
18	H	North Carolina St.	79 70									155	H	Coppin St.	91 51
19	H	Nebraska	75 62									164	H	Clemson	78 55
20	H	Maryland	70 79									180	N	Illinois	87 51
20	N	Maryland	73 70									240	H	Coastal Caro.	106 52
												323	H	Charleston So.	100 49
												343	H	Air Force	87 26
												345	N	New Orleans	124 41
LAST 12 Division I GAMES:															
		4 N Duke	61 66			81 A Virginia	80 74								
		20 N Maryland	73 70			18 A North Carolina St.	89 82								
		115 N Wake Forest	69 65			149 H Pittsburgh	86 50								
		4 H Duke	64 60			4 A Duke	89 78								
		1 A Notre Dame	75 100			36 A Georgia Tech	91 94								
		116 H Virginia Tech	47 50			96 H Miami (FL)	80 83								

Non-Div I Games:

North Carolina

Loss, Non-Conf, S Site, H Home A Away N Neutral

Saint Joseph's

Through Games Of March 16, 2014

Average RPI Win:	136	WON-LOST	WINNING	LAST 10	STRENGTH OF	OPP. STRENGTH	TEAM	ADJ.	CONF.	ADJ CONF.
Average RPI Loss:	68	RECORD	PCT. RANK	GAMES	SCHEDULE	OF SCHEDULE	RPI	RPI	RPI	RPI
DIV. I ONLY	22- 9	55	6- 4	21	93	22	22	9	9	
DIV. I NON-CONF.	11- 2	31	0- 0	5	46	5	5	9	9	
TOTALS	RPI 1-25	RPI 26-50	W-L RECORDS	RPI 51-100	RPI 101-150	RPI 150+				
22- 9	1- 2	1- 2	OVERALL	8- 4	4- 0	8- 1				
10- 3	1- 0	0- 1	HOME	3- 1	2- 0	4- 1				
11- 5	0- 2	1- 1	AWAY	5- 2	2- 0	3- 0				
1- 1	0- 0	0- 0	NEUTRAL	0- 1	0- 0	1- 0				
11- 2	0- 1	1- 1	NON-CONFERENCE	5- 0	3- 0	2- 0				
5- 0	0- 0	0- 0	HOME	1- 0	2- 0	2- 0				
6- 2	0- 1	1- 1	AWAY	4- 0	1- 0	0- 0				
0- 0	0- 0	0- 0	NEUTRAL	0- 0	0- 0	0- 0				
11- 7	1- 1	0- 1	CONFERENCE	3- 4	1- 0	6- 1				
5- 3	1- 0	0- 1	HOME	2- 1	0- 0	2- 1				
5- 3	0- 1	0- 0	AWAY	1- 2	1- 0	3- 0				
1- 1	0- 0	0- 0	NEUTRAL	0- 1	0- 0	1- 0				

RPI 1-25				RPI 26-50				RPI 51-100				RPI 101+			
RPI	S	Opponent	Score	RPI	S	Opponent	Score	RPI	S	Opponent	Score	RPI	S	Opponent	Score
15	A	LSU	64 80	26	A	Syracuse	62 64	54	A	FGCU	76 64	102	A	Temple	73 53
16	A	Dayton	56 82	37	H	Fordham	53 58	55	H	Penn	60 52	117	H	Drexel	70 52
16	H	Dayton	75 63	50	A	Villanova	63 60	62	A	St. Bonaventure	67 73	124	A	Richmond	85 80
								69	A	Quinnipiac	84 69	131	H	Liberty	77 65
								70	A	Princeton	74 65	162	A	La Salle	64 52
								72	A	George Washington	75 69	162	H	La Salle	76 63
								72	H	George Washington	67 74	168	H	Mt. St. Mary's	85 57
								72	N	George Washington	79 82	179	H	Hofstra	73 60
								79	H	Duquesne	61 59	210	H	Saint Louis	65 69
								83	A	Wichita St.	81 73	281	A	George Mason	89 75
								100	A	VCU	69 73	281	N	George Mason	89 55
								100	H	VCU	70 51	313	A	Massachusetts	85 51
												334	H	Rhode Island	72 35
LAST 12 Division I GAMES:															
		72	N	George Washington	79	82				281	A	George Mason	89	75	
		281	N	George Mason	89	55				162	H	La Salle	76	63	
		37	H	Fordham	53	58				62	A	St. Bonaventure	67	73	
		313	A	Massachusetts	85	51				100	H	VCU	70	51	
		16	A	Dayton	56	82				210	H	Saint Louis	65	69	
		79	H	Duquesne	61	59				16	H	Dayton	75	63	

Non-Div I Games:

Saint Joseph's

■ Loss,
 ■ Non-Conf,
 ■ S Site,
 ■ Home
 ■ A Away
 N Neutral

Average RPI Win: 119	WON-LOST	WINNING	LAST 10	STRENGTH OF	OPP. STRENGTH	TEAM	ADJ.	CONF.	ADJ CONF.
Average RPI Loss: 40	RECORD	PCT. RANK	GAMES	SCHEDULE	OF SCHEDULE	RPI	RPI	RPI	RPI
DIV. I ONLY	26- 8	37	8- 2	49	12	23	23	3	3
DIV. I NON-CONF.	12- 2	29	0- 0	125	88	27	27	4	4
TOTALS	RPI 1-25	RPI 26-50	W-L RECORDS	RPI 51-100	RPI 101-150	RPI 150+			
26- 8	3- 4	4- 2	OVERALL	6- 1	5- 1	8- 0			
13- 3	1- 2	2- 1	HOME	3- 0	2- 0	5- 0			
7- 4	1- 1	1- 1	AWAY	2- 1	2- 1	1- 0			
6- 1	1- 1	1- 0	NEUTRAL	1- 0	1- 0	2- 0			
12- 2	1- 0	2- 1	NON-CONFERENCE	1- 0	3- 1	5- 0			
8- 0	1- 0	1- 0	HOME	1- 0	1- 0	4- 0			
1- 2	0- 0	0- 1	AWAY	0- 0	1- 1	0- 0			
3- 0	0- 0	1- 0	NEUTRAL	0- 0	1- 0	1- 0			
14- 6	2- 4	2- 1	CONFERENCE	5- 1	2- 0	3- 0			
5- 3	0- 2	1- 1	HOME	2- 0	1- 0	1- 0			
6- 2	1- 1	1- 0	AWAY	2- 1	1- 0	1- 0			
3- 1	1- 1	0- 0	NEUTRAL	1- 0	0- 0	1- 0			

RPI	S	Opponent	Score	RPI	S	Opponent	Score	RPI	S	Opponent	Score	RPI	S	Opponent	Score
9	A	Purdue	73 74	26	H	Syracuse	97 91	52	A	Ohio St.	81 74	106	A	Colorado	87 90
9	N	Purdue	87 80	31	H	Michigan St.	72 88	52	H	Ohio St.	65 61	108	H	Northwestern	90 84
13	A	Penn St.	73 70	34	N	Southern California	78 65	52	N	Ohio St.	77 73	129	N	Boston College	78 68
13	H	Penn St.	71 87	42	A	Iowa St.	70 83	80	H	North Dakota	88 62	135	H	Stony Brook	78 40
16	H	Dayton	97 93	46	A	Minnesota	64 56	84	A	Indiana	84 86	140	A	Wisconsin	82 65
19	H	Nebraska	67 80	46	H	Minnesota	78 71	84	H	Indiana	84 75	144	A	UNI	67 60
19	N	Nebraska	65 72					93	A	Michigan	74 70	167	H	Drake	73 51
												176	H	Idaho St.	95 47
												180	A	Illinois	81 56
												180	H	Illinois	69 55
												180	N	Illinois	81 62
												288	N	UNC Wilmington	102 65
												304	H	UC Riverside	70 56
												347	H	Ark.-Pine Bluff	76 38
LAST 12 Division I GAMES:															
		19 N Nebraska	65 72			93 A Michigan	74 70								
		52 N Ohio St.	77 73			9 A Purdue	73 74								
		9 N Purdue	87 80			180 H Illinois	69 55								
		180 N Illinois	81 62			108 H Northwestern	90 84								
		180 A Illinois	81 56			13 A Penn St.	73 70								
		52 H Ohio St.	65 61			19 H Nebraska	67 80								

Non-Div I Games:

Iowa

■ Loss,
 ■ Non-Conf,
 S Site,
 ■ Home
 ■ Away
 N Neutral

Average RPI Win: 135		WON-LOST	WINNING	LAST 10	STRENGTH OF	OPP. STRENGTH	TEAM	ADJ.	CONF.	ADJ CONF.
Average RPI Loss: 27		RECORD	PCT. RANK	GAMES	SCHEDULE	OF SCHEDULE	RPI	RPI	RPI	RPI
DIV. I ONLY		21- 11	84	6- 4	10	30	24	24	4	4
DIV. I NON-CONF.		9- 3	63	0- 0	25	56	21	21	5	5
TOTALS		RPI 1-25	RPI 26-50		W-L RECORDS		RPI 51-100	RPI 101-150	RPI 150+	
21- 11	2- 6	2- 3		OVERALL		4- 2	6- 0	7- 0		
14- 2	1- 2	2- 0		HOME		3- 0	4- 0	4- 0		
4- 7	0- 3	0- 2		AWAY		0- 2	2- 0	2- 0		
3- 2	1- 1	0- 1		NEUTRAL		1- 0	0- 0	1- 0		
9- 3	1- 2	0- 1		NON-CONFERENCE		1- 0	2- 0	5- 0		
6- 1	0- 1	0- 0		HOME		1- 0	2- 0	3- 0		
1- 1	0- 1	0- 0		AWAY		0- 0	0- 0	1- 0		
2- 1	1- 0	0- 1		NEUTRAL		0- 0	0- 0	1- 0		
12- 8	1- 4	2- 2		CONFERENCE		3- 2	4- 0	2- 0		
8- 1	1- 1	2- 0		HOME		2- 0	2- 0	1- 0		
3- 6	0- 2	0- 2		AWAY		0- 2	2- 0	1- 0		
1- 1	0- 1	0- 0		NEUTRAL		1- 0	0- 0	0- 0		

RPI	S	Opponent	Score
3	H	Stanford	54 63
5	A	Tennessee	61 75
7	A	Baylor	73 87
7	H	Baylor	56 72
12	A	West Virginia	49 56
12	H	West Virginia	66 63
12	N	West Virginia	60 67
14	N	Texas A&M	69 58

RPI	S	Opponent	Score
26	N	Syracuse	65 77
29	A	Oklahoma St.	61 67
29	H	Oklahoma St.	65 58
42	A	Iowa St.	64 81
42	H	Iowa St.	71 64

RPI	S	Opponent	Score
61	A	Oklahoma	63 64
61	H	Oklahoma	79 74
61	N	Oklahoma	82 72
87	H	Idaho	87 58
90	A	TCU	48 54
90	H	TCU	62 50

RPI	S	Opponent	Score
128	A	Kansas	80 55
128	H	Kansas	70 58
139	H	UALR	60 26
141	H	Northwestern St.	90 60
150	A	Kansas St.	69 63
150	H	Kansas St.	67 53
181	N	Memphis	65 36
186	H	UTSA	63 42
195	H	Texas St.	96 42
242	H	Sam Houston St.	109 48
257	A	Texas Tech	67 64
257	H	Texas Tech	88 51
275	A	New Mexico	67 52

LAST 12 Division I GAMES:

12	N	West Virginia	60 67	61	A	Oklahoma	63 64
61	N	Oklahoma	82 72	7	H	Baylor	56 72
29	H	Oklahoma St.	65 58	150	A	Kansas St.	69 63
257	A	Texas Tech	67 64	42	H	Iowa St.	71 64
90	H	TCU	62 50	257	H	Texas Tech	88 51
42	A	Iowa St.	64 81	7	A	Baylor	73 87

Non-Div I Games:

Texas

■ Loss,
 ■ Non-Conf,
 ■ S Site,
 ■ H Home
 ■ A Away
 N Neutral

Average RPI Win:	154	WON-LOST	WINNING	LAST 10	STRENGTH OF	OPP. STRENGTH	TEAM	ADJ.	CONF.	ADJ CONF.
Average RPI Loss:	50	RECORD	PCT. RANK	GAMES	SCHEDULE	OF SCHEDULE	RPI	RPI	RPI	RPI
DIV. I ONLY	27- 6	17	9- 1	90	69	25	25	7	7	
DIV. I NON-CONF.	9- 3	63	0- 0	148	25	60	60	7	7	
TOTALS	RPI 1-25	RPI 26-50	W-L RECORDS	RPI 51-100	RPI 101-150	RPI 150+				
27- 6	0- 2	4- 1	OVERALL	6- 2	5- 1	12- 0				
13- 2	0- 1	1- 1	HOME	4- 0	2- 0	6- 0				
8- 4	0- 1	2- 0	AWAY	0- 2	2- 1	4- 0				
6- 0	0- 0	1- 0	NEUTRAL	2- 0	1- 0	2- 0				
9- 3	0- 2	0- 0	NON-CONFERENCE	3- 0	1- 1	5- 0				
5- 1	0- 1	0- 0	HOME	2- 0	0- 0	3- 0				
1- 2	0- 1	0- 0	AWAY	0- 0	0- 1	1- 0				
3- 0	0- 0	0- 0	NEUTRAL	1- 0	1- 0	1- 0				
18- 3	0- 0	4- 1	CONFERENCE	3- 2	4- 0	7- 0				
8- 1	0- 0	1- 1	HOME	2- 0	2- 0	3- 0				
7- 2	0- 0	2- 0	AWAY	0- 2	2- 0	3- 0				
3- 0	0- 0	1- 0	NEUTRAL	1- 0	0- 0	1- 0				

RPI	S	Opponent	Score	RPI	S	Opponent	Score	RPI	S	Opponent	Score	RPI	S	Opponent	Score
1	A	Notre Dame	76 92	28	A	St. John's (NY)	80 65	66	A	Creighton	78 86	108	A	Northwestern	79 82
10	H	Kentucky	85 96	28	H	St. John's (NY)	86 96	66	H	Creighton	80 66	112	A	Butler	85 64
				28	N	St. John's (NY)	65 57	79	H	Duquesne	88 77	112	H	Butler	97 64
				50	A	Villanova	71 56	82	H	Harvard	99 75	138	A	Seton Hall	75 68
				50	H	Villanova	91 65	86	A	Marquette	74 80	138	H	Seton Hall	89 73
								86	H	Marquette	91 85	149	N	Pittsburgh	77 63
								86	N	Marquette	100 90	173	A	Georgetown	92 69
								89	N	Washington	73 66	173	H	Georgetown	91 74
												173	N	Georgetown	78 54
												216	H	Illinois St.	80 67
												247	A	Providence	74 63
												247	H	Providence	91 71
												255	H	Loyola Chicago	93 55
												260	A	Xavier	78 49
												260	H	Xavier	87 60
												279	N	La.-Monroe	79 57
												283	A	Bradley	91 67
												307	H	Dartmouth	90 76
LAST 12 Division I GAMES:															
				28	N	St. John's (NY)	65 57	112	H	Butler	97 64				
				86	N	Marquette	100 90	86	A	Marquette	74 80				
				173	N	Georgetown	78 54	138	H	Seton Hall	89 73				
				173	H	Georgetown	91 74	66	H	Creighton	80 66				
				28	A	St. John's (NY)	80 65	260	A	Xavier	78 49				
				50	A	Villanova	71 56	247	A	Providence	74 63				

Non-Div I Games:

DePaul

■ Loss,
 ■ Non-Conf, S Site,
 ■ Home
 ■ Away
 N Neutral

Syracuse

Through Games Of March 16, 2014

Average RPI Win:	134	WON-LOST	WINNING	LAST 10	STRENGTH OF	OPP. STRENGTH	TEAM	ADJ.	CONF.	ADJ CONF.
Average RPI Loss:	20	RECORD	PCT. RANK	GAMES	SCHEDULE	OF SCHEDULE	RPI	RPI	RPI	RPI
DIV. I ONLY	22- 9	55	6- 4	38	10	26	26	2	2	
DIV. I NON-CONF.	11- 2	31	0- 0	95	31	16	16	2	2	
TOTALS	RPI 1-25	RPI 26-50	W-L RECORDS	RPI 51-100	RPI 101-150	RPI 150+				
22- 9	4- 7	1- 2	OVERALL	3- 0	6- 0	8- 0				
12- 3	1- 2	1- 1	HOME	1- 0	3- 0	6- 0				
6- 5	1- 4	0- 1	AWAY	2- 0	3- 0	0- 0				
4- 1	2- 1	0- 0	NEUTRAL	0- 0	0- 0	2- 0				
11- 2	3- 1	0- 1	NON-CONFERENCE	1- 0	1- 0	6- 0				
7- 0	1- 0	0- 0	HOME	0- 0	1- 0	5- 0				
1- 2	0- 1	0- 1	AWAY	1- 0	0- 0	0- 0				
3- 0	2- 0	0- 0	NEUTRAL	0- 0	0- 0	1- 0				
11- 7	1- 6	1- 1	CONFERENCE	2- 0	5- 0	2- 0				
5- 3	0- 2	1- 1	HOME	1- 0	2- 0	1- 0				
5- 3	1- 3	0- 0	AWAY	1- 0	3- 0	0- 0				
1- 1	0- 1	0- 0	NEUTRAL	0- 0	0- 0	1- 0				

RPI S	Opponent	Score	RPI S	Opponent	Score	Team's RPI: 26	RPI S	Opponent	Score	RPI S	Opponent	Score
1	A Notre Dame	64 101	33	A Arizona St.	60 63		56	A Washington St.	69 65	102	H Temple	82 76
4	H Duke	53 86	36	H Georgia Tech	76 70		81	H Virginia	84 75	115	A Wake Forest	64 54
14	N Texas A&M	78 63	39	H Florida St.	59 83		96	A Miami (FL)	69 48	116	H Virginia Tech	73 48
18	A North Carolina St.	61 67								129	A Boston College	71 47
18	N North Carolina St.	63 79								149	A Pittsburgh	58 47
20	A Maryland	62 77								149	H Pittsburgh	67 36
20	H Maryland	64 89								164	H Clemson	84 75
21	A North Carolina	78 73								164	N Clemson	63 53
22	H Saint Joseph's	64 62								181	N Memphis	77 58
23	A Iowa	91 97								214	H Cornell	89 48
24	N Texas	77 65								228	H Maine	97 42
										262	H Niagara	80 44
										307	H Dartmouth	88 47
										319	H UMES	113 42
LAST 12 Division I GAMES:												
18	N North Carolina St.	63 79	39	H Florida St.	59 83		1	A Notre Dame	64 101			
164	N Clemson	63 53					116	H Virginia Tech	73 48			
115	A Wake Forest	64 54					20	H Maryland	64 89			
149	H Pittsburgh	67 36					21	A North Carolina	78 73			
96	A Miami (FL)	69 48					81	H Virginia	84 75			
129	A Boston College	71 47										

Non-Div I Games:

Syracuse

■ Loss,
 ■ Non-Conf,
 ■ S Site,
 ■ Home
 ■ A Away
 N Neutral

California

Through Games Of March 16, 2014

Average RPI Win:	118	WON-LOST	WINNING	LAST 10	STRENGTH OF	OPP. STRENGTH	TEAM	ADJ.	CONF.	ADJ CONF.
Average RPI Loss:	33	RECORD	PCT. RANK	GAMES	SCHEDULE	OF SCHEDULE	RPI	RPI	RPI	RPI
DIV. I ONLY	21- 9	66	7- 3	28	9	27	27	5	5	
DIV. I NON-CONF.	8- 3	67	0- 0	22	14	19	19	3	3	
TOTALS	RPI 1-25	RPI 26-50	W-L RECORDS	RPI 51-100	RPI 101-150	RPI 150+				
21- 9	0- 4	3- 2	OVERALL	7- 3	4- 0	7- 0				
11- 4	0- 2	2- 1	HOME	3- 1	2- 0	4- 0				
8- 3	0- 1	1- 1	AWAY	3- 1	1- 0	3- 0				
2- 2	0- 1	0- 0	NEUTRAL	1- 1	1- 0	0- 0				
8- 3	0- 2	0- 0	NON-CONFERENCE	2- 1	2- 0	4- 0				
5- 1	0- 1	0- 0	HOME	1- 0	1- 0	3- 0				
1- 1	0- 0	0- 0	AWAY	0- 1	0- 0	1- 0				
2- 1	0- 1	0- 0	NEUTRAL	1- 0	1- 0	0- 0				
13- 6	0- 2	3- 2	CONFERENCE	5- 2	2- 0	3- 0				
6- 3	0- 1	2- 1	HOME	2- 1	1- 0	1- 0				
7- 2	0- 1	1- 1	AWAY	3- 0	1- 0	2- 0				
0- 1	0- 0	0- 0	NEUTRAL	0- 1	0- 0	0- 0				

RPI 1-25				RPI 26-50				Team's RPI: 27				RPI 51-100				RPI 101+			
RPI	S	Opponent	Score	RPI	S	Opponent	Score	RPI	S	Opponent	Score	RPI	S	Opponent	Score	RPI	S	Opponent	Score
2	N	UConn	47 80	33	A	Arizona St.	59 68	56	A	Washington St.	87 70	106	A	Colorado	57 55				
3	A	Stanford	64 70	33	H	Arizona St.	74 63	56	H	Washington St.	75 68	108	H	Northwestern	65 51				
3	H	Stanford	64 79	34	A	Southern California	76 67	56	N	Washington St.	83 91	115	N	Wake Forest	84 61				
4	H	Duke	58 70	34	H	Southern California	70 77	72	A	George Washington	72 75	123	H	Oregon	101 98				
				35	H	Oregon St.	72 63	78	H	Pacific	68 66	152	H	Lafayette	77 60				
								87	N	Idaho	59 55	160	H	Bakersfield	70 51				
								89	A	Washington	70 65	173	A	Georgetown	67 52				
								89	H	Washington	65 70	185	A	Utah	68 59				
								92	A	UCLA	77 72	191	H	Long Beach St.	70 51				
								92	H	UCLA	69 53	256	A	Arizona	79 64				
												256	H	Arizona	65 49				
LAST 12 Division I GAMES:																			
				56	N	Washington St.	83 91	256	H	Arizona	65 49								
				89	H	Washington	65 70	56	A	Washington St.	87 70								
				56	H	Washington St.	75 68	89	A	Washington	70 65								
				34	A	Southern California	76 67	3	H	Stanford	64 79								
				92	A	UCLA	77 72	3	A	Stanford	64 70								
				33	H	Arizona St.	74 63	92	H	UCLA	69 53								

Non-Div I Games:

California

Loss, Non-Conf, S Site, H Home A Away N Neutral

Average RPI Win:	121	WON-LOST	WINNING	LAST 10	STRENGTH OF	OPP. STRENGTH	TEAM	ADJ.	CONF.	ADJ CONF.
Average RPI Loss:	93	RECORD	PCT. RANK	GAMES	SCHEDULE	OF SCHEDULE	RPI	RPI	RPI	RPI
DIV. I ONLY	22- 10	73	5- 5	22	83	28	28	7	7	
DIV. I NON-CONF.	7- 4	95	0- 0	6	89	25	25	7	7	
TOTALS	RPI 1-25	RPI 26-50	W-L RECORDS	RPI 51-100	RPI 101-150	RPI 150+				
22- 10	2- 2	2- 1	OVERALL	6- 4	6- 1	6- 2				
11- 4	0- 1	1- 1	HOME	4- 1	2- 1	4- 0				
8- 5	1- 0	1- 0	AWAY	1- 3	3- 0	2- 2				
3- 1	1- 1	0- 0	NEUTRAL	1- 0	1- 0	0- 0				
7- 4	1- 0	0- 1	NON-CONFERENCE	3- 2	1- 1	2- 0				
4- 2	0- 0	0- 1	HOME	3- 0	0- 1	1- 0				
2- 2	0- 0	0- 0	AWAY	0- 2	1- 0	1- 0				
1- 0	1- 0	0- 0	NEUTRAL	0- 0	0- 0	0- 0				
15- 6	1- 2	2- 0	CONFERENCE	3- 2	5- 0	4- 2				
7- 2	0- 1	1- 0	HOME	1- 1	2- 0	3- 0				
6- 3	1- 0	1- 0	AWAY	1- 1	2- 0	1- 2				
2- 1	0- 1	0- 0	NEUTRAL	1- 0	1- 0	0- 0				

RPI 1-25				RPI 26-50				Team's RPI: 28				RPI 51-100				RPI 101+			
RPI	S	Opponent	Score	RPI	S	Opponent	Score	RPI	S	Opponent	Score	RPI	S	Opponent	Score	RPI	S	Opponent	Score
14	N	Texas A&M	72 70	45	H	James Madison	51 64	63	A	Florida	68 72	112	A	Butler	58 55				
25	A	DePaul	96 86	50	A	Villanova	59 52	66	A	Creighton	62 65	112	H	Butler	58 55				
25	H	DePaul	65 80	50	H	Villanova	69 56	66	H	Creighton	67 48	117	H	Drexel	55 62				
25	N	DePaul	57 65					66	N	Creighton	68 63	118	A	Delaware	61 58				
								67	A	Auburn	55 69	138	A	Seton Hall	69 48				
								68	H	Iona	78 48	138	H	Seton Hall	72 63				
								69	H	Quinnipiac	76 66	138	N	Seton Hall	66 60				
								82	H	Harvard	81 76	163	H	St. Francis Brooklyn	66 56				
								86	A	Marquette	49 47	173	A	Georgetown	57 60				
								86	H	Marquette	61 74	173	H	Georgetown	66 63				
												238	A	Sacred Heart	77 72				
												247	A	Providence	63 42				
												247	H	Providence	85 65				
												260	A	Xavier	65 70				
												260	H	Xavier	80 48				
LAST 12 Division I GAMES:																			
25	N	DePaul	57 65	66	A	Creighton	62 65												
66	N	Creighton	68 63	173	A	Georgetown	57 60												
138	N	Seton Hall	66 60	50	H	Villanova	69 56												
247	A	Providence	63 42	247	H	Providence	85 65												
25	H	DePaul	65 80	112	A	Butler	58 55												
86	H	Marquette	61 74	138	A	Seton Hall	69 48												

Non-Div I Games:

St. John's (NY)

■ Loss,
 ■ Non-Conf,
 ■ S Site,
 ■ Home
 ■ A Away
 N Neutral

CHAMPIONSHIP				THROUGH GAMES OF MARCH 10, 1911						
Average RPI Win:	145	WON-LOST	WINNING	LAST 10	STRENGTH OF	OPP. STRENGTH	TEAM	ADJ.	CONF.	ADJ CONF.
Average RPI Loss:	22	RECORD	PCT. RANK	GAMES	SCHEDULE	OF SCHEDULE	RPI	RPI	RPI	RPI
DIV. I ONLY		23- 8	46	5- 5	52	38	29	29	4	4
DIV. I NON-CONF.		11- 0	1	0- 0	201	119	18	18	5	5
TOTALS	RPI 1-25		RPI 26-50		W-L RECORDS		RPI 51-100		RPI 101-150	RPI 150+
23- 8	1- 6		5- 1		OVERALL		4- 1		4- 0	9- 0
14- 3	1- 2		1- 1		HOME		2- 0		2- 0	8- 0
5- 4	0- 3		1- 0		AWAY		1- 1		2- 0	1- 0
4- 1	0- 1		3- 0		NEUTRAL		1- 0		0- 0	0- 0
11- 0	0- 0		3- 0		NON-CONFERENCE		1- 0		0- 0	7- 0
8- 0	0- 0		1- 0		HOME		0- 0		0- 0	7- 0
0- 0	0- 0		0- 0		AWAY		0- 0		0- 0	0- 0
3- 0	0- 0		2- 0		NEUTRAL		1- 0		0- 0	0- 0
12- 8	1- 6		2- 1		CONFERENCE		3- 1		4- 0	2- 0
6- 3	1- 2		0- 1		HOME		2- 0		2- 0	1- 0
5- 4	0- 3		1- 0		AWAY		1- 1		2- 0	1- 0
1- 1	0- 1		1- 0		NEUTRAL		0- 0		0- 0	0- 0

[illegible]

Non-Div I Games:

Oklahoma St.

Loss, Non-Conf, S Site, H Home A Away N Neutral

Average RPI Win:	181	WON-LOST	WINNING	LAST 10	STRENGTH OF	OPP. STRENGTH	TEAM	ADJ.	CONF.	ADJ CONF.
Average RPI Loss:	79	RECORD	PCT. RANK	GAMES	SCHEDULE	OF SCHEDULE	RPI	RPI	RPI	RPI
DIV. I ONLY	24- 6	23	9- 1	74	167	30	30	10	10	
DIV. I NON-CONF.	9- 2	44	0- 0	180	332	61	61	10	10	
TOTALS	RPI 1-25	RPI 26-50	W-L RECORDS	RPI 51-100	RPI 101-150	RPI 150+				
24- 6	1- 1	0- 0	OVERALL	3- 3	5- 2	15- 0				
15- 1	1- 0	0- 0	HOME	2- 0	3- 1	9- 0				
8- 4	0- 0	0- 0	AWAY	1- 3	1- 1	6- 0				
1- 1	0- 1	0- 0	NEUTRAL	0- 0	1- 0	0- 0				
9- 2	0- 0	0- 0	NON-CONFERENCE	1- 2	1- 0	7- 0				
8- 0	0- 0	0- 0	HOME	1- 0	1- 0	6- 0				
1- 2	0- 0	0- 0	AWAY	0- 2	0- 0	1- 0				
0- 0	0- 0	0- 0	NEUTRAL	0- 0	0- 0	0- 0				
15- 4	1- 1	0- 0	CONFERENCE	2- 1	4- 2	8- 0				
7- 1	1- 0	0- 0	HOME	1- 0	2- 1	3- 0				
7- 2	0- 0	0- 0	AWAY	1- 1	1- 1	5- 0				
1- 1	0- 1	0- 0	NEUTRAL	0- 0	1- 0	0- 0				

RPI	S	Opponent	Score	RPI	S	Opponent	Score	Team's RPI: 30	RPI	S	Opponent	Score	RPI	S	Opponent	Score
17	H	Middle Tenn.	68 56						54	H	FGCU	76 74	105	A	Tulane	71 73
17	N	Middle Tenn.	55 84						59	A	UTEP	84 70	105	H	Tulane	79 67
									59	A	UTEP	85 86	127	A	Charlotte	72 52
									65	A	Hampton	58 74	130	H	Old Dominion	82 92
									94	H	East Carolina	82 80	130	N	Old Dominion	83 64
									95	A	Mississippi St.	61 71	139	H	UALR	72 60
													143	H	UAB	72 70
													165	A	FIU	106 96
													172	A	Rice	74 58
													182	H	Nicholls St.	84 66
													186	H	UTSA	70 57
													187	H	Florida A&M	96 69
													192	A	Fla. Atlantic	78 70
													205	A	Louisiana Tech	67 56
													208	H	Tulsa	91 73
													215	A	Central Ark.	71 60
													233	A	North Texas	80 77
													270	H	Marshall	80 73
													302	H	Mississippi Val.	76 61
													309	H	Grambling	76 51
													316	H	South Ala.	93 68
													345	H	New Orleans	83 61
LAST 12 Division I GAMES:																
17	N	Middle Tenn.	55 84	192	A	Fla. Atlantic	78 70									
59	A	UTEP	84 70	165	A	FIU	106 96									
130	N	Old Dominion	83 64	208	H	Tulsa	91 73									
233	A	North Texas	80 77	270	H	Marshall	80 73									
105	H	Tulane	79 67	127	A	Charlotte	72 52									
143	H	UAB	72 70	17	H	Middle Tenn.	68 56									

Non-Div I Games: West Ala. 101 44 William Carey 90 49

Southern Miss.

Average RPI Win:	116	WON-LOST	WINNING	LAST 10	STRENGTH OF	OPP. STRENGTH	TEAM	ADJ.	CONF.	ADJ CONF.
Average RPI Loss:	69	RECORD	PCT. RANK	GAMES	SCHEDULE	OF SCHEDULE	RPI	RPI	RPI	RPI
DIV. I ONLY	22- 9	55	8- 2	55	7	31	31	3	3	
DIV. I NON-CONF.	8- 5	109	0- 0	143	19	108	108	4	4	
TOTALS	RPI 1-25	RPI 26-50	W-L RECORDS	RPI 51-100	RPI 101-150	RPI 150+				
22- 9	4- 4	2- 2	OVERALL	5- 0	4- 1	7- 2				
12- 3	3- 1	1- 0	HOME	2- 0	1- 0	5- 2				
8- 4	1- 2	1- 1	AWAY	2- 0	3- 1	1- 0				
2- 2	0- 1	0- 1	NEUTRAL	1- 0	0- 0	1- 0				
8- 5	1- 1	0- 2	NON-CONFERENCE	0- 0	1- 1	6- 1				
6- 1	1- 0	0- 0	HOME	0- 0	0- 0	5- 1				
1- 3	0- 1	0- 1	AWAY	0- 0	1- 1	0- 0				
1- 1	0- 0	0- 1	NEUTRAL	0- 0	0- 0	1- 0				
14- 4	3- 3	2- 0	CONFERENCE	5- 0	3- 0	1- 1				
6- 2	2- 1	1- 0	HOME	2- 0	1- 0	0- 1				
7- 1	1- 1	1- 0	AWAY	2- 0	2- 0	1- 0				
1- 1	0- 1	0- 0	NEUTRAL	1- 0	0- 0	0- 0				

RPI 1-25				RPI 26-50				Team's RPI: 31	RPI 51-100				RPI 101+			
RPI	S	Opponent	Score	RPI	S	Opponent	Score		RPI	S	Opponent	Score	RPI	S	Opponent	Score
1	A	Notre Dame	62 81	29	N	Oklahoma St.	57 63		52	A	Ohio St.	82 68	102	A	Temple	74 70
9	H	Purdue	89 73	39	A	Florida St.	58 60		52	H	Ohio St.	70 49	108	A	Northwestern	75 44
13	H	Penn St.	54 66	46	A	Minnesota	81 56		84	H	Indiana	76 56	116	A	Virginia Tech	66 72
16	H	Dayton	96 89	46	H	Minnesota	75 61		93	A	Michigan	79 72	140	A	Wisconsin	76 66
19	A	Nebraska	56 76						93	N	Michigan	61 58	140	H	Wisconsin	71 67
19	H	Nebraska	70 57										172	H	Rice	81 68
19	N	Nebraska	58 86										173	N	Georgetown	67 54
23	A	Iowa	88 72										180	A	Illinois	69 53
													180	H	Illinois	51 61
													207	H	IPFW	76 81
													213	H	Colgate	96 46
													225	H	Canisius	102 54
													231	H	Oakland	80 62
													336	H	Detroit	80 41
LAST 12 Division I GAMES:																
		19	N	Nebraska	58	86			52	H	Ohio St.	70	49			
		93	N	Michigan	61	58			19	A	Nebraska	56	76			
		84	H	Indiana	76	56			180	A	Illinois	69	53			
		108	A	Northwestern	75	44			9	H	Purdue	89	73			
		46	H	Minnesota	75	61			140	H	Wisconsin	71	67			
		140	A	Wisconsin	76	66			52	A	Ohio St.	82	68			

Non-Div I Games:

Michigan St.

Bowling Green

Through Games Of March 16, 2014

Average RPI Win:	189	WON-LOST	WINNING	LAST 10	STRENGTH OF	OPP. STRENGTH	TEAM	ADJ.	CONF.	ADJ CONF.
Average RPI Loss:	56	RECORD	PCT. RANK	GAMES	SCHEDULE	OF SCHEDULE	RPI	RPI	RPI	RPI
DIV. I ONLY	27- 4	12	9- 1	173	111	32	32	12	12	
DIV. I NON-CONF.	10- 2	38	0- 0	159	50	40	40	13	13	
TOTALS	RPI 1-25	RPI 26-50	W-L RECORDS	RPI 51-100	RPI 101-150	RPI 150+				
27- 4	0- 1	1- 2	OVERALL	5- 0	3- 1	18- 0				
13- 0	0- 0	1- 0	HOME	1- 0	0- 0	11- 0				
11- 2	0- 1	0- 1	AWAY	3- 0	2- 0	6- 0				
3- 2	0- 0	0- 1	NEUTRAL	1- 0	1- 1	1- 0				
10- 2	0- 1	0- 1	NON-CONFERENCE	3- 0	2- 0	5- 0				
4- 0	0- 0	0- 0	HOME	0- 0	0- 0	4- 0				
3- 1	0- 1	0- 0	AWAY	2- 0	1- 0	0- 0				
3- 1	0- 0	0- 1	NEUTRAL	1- 0	1- 0	1- 0				
17- 2	0- 0	1- 1	CONFERENCE	2- 0	1- 1	13- 0				
9- 0	0- 0	1- 0	HOME	1- 0	0- 0	7- 0				
8- 1	0- 0	0- 1	AWAY	1- 0	1- 0	6- 0				
0- 1	0- 0	0- 0	NEUTRAL	0- 0	0- 1	0- 0				

RPI 1-25				RPI 26-50				Team's RPI: 32				RPI 51-100				RPI 101+			
RPI	S	Opponent	Score	RPI	S	Opponent	Score	RPI	S	Opponent	Score	RPI	S	Opponent	Score	RPI	S	Opponent	Score
9	A	Purdue	48 57	40	A	Central Mich.	79 82	52	A	Ohio St.	64 52	112	A	Butler	61 57				
				40	H	Central Mich.	67 55	68	A	Iona	51 50	130	N	Old Dominion	77 58				
				41	N	Marist	60 74	76	A	Akron	77 76	132	A	Ball St.	72 61				
								76	H	Akron	81 65	132	N	Ball St.	55 73				
								93	N	Michigan	63 52	154	A	Buffalo	73 63				
												154	H	Buffalo	62 50				
												189	H	Saint Francis (PA)	81 66				
												198	A	Toledo	66 59				
												199	A	Eastern Mich.	61 56				
												199	H	Eastern Mich.	71 57				
												226	H	Northern Ill.	57 44				
												241	A	Ohio	78 62				
												241	H	Ohio	63 39				
												244	H	Western Mich.	72 50				
												262	H	Niagara	90 58				
												269	A	Miami (OH)	73 56				
												269	H	Miami (OH)	91 45				
												282	N	Monmouth	71 48				
												296	H	Milwaukee	87 64				
												300	A	Kent St.	58 39				
												300	H	Kent St.	82 38				
												313	H	Massachusetts	86 46				
LAST 12 Division I GAMES:																			
132	N	Ball St.	55 73	40	H	Central Mich.	67 55	199	A	Eastern Mich.	61 56	269	H	Miami (OH)	91 45	244	H	Western Mich.	72 50
76	A	Akron	77 76	269	A	Miami (OH)	73 56	198	A	Toledo	66 59	241	A	Ohio	78 62				
269	A	Miami (OH)	73 56	241	H	Ohio	63 39	241	A	Ohio	78 62								
300	H	Kent St.	82 38	154	A	Buffalo	73 63												

Non-Div I Games:

Bowling Green

■ Loss,
 ■ Non-Conf, S Site,
 ■ Home
 ■ Away
 N Neutral

Average RPI Win:	134	WON-LOST	WINNING	LAST 10	STRENGTH OF	OPP. STRENGTH	TEAM	ADJ.	CONF.	ADJ CONF.
Average RPI Loss:	66	RECORD	PCT. RANK	GAMES	SCHEDULE	OF SCHEDULE	RPI	RPI	RPI	RPI
DIV. I ONLY	22- 9	55	4- 6	73	33	33	33	5	5	
DIV. I NON-CONF.	11- 1	18	0- 0	137	38	13	13	3	3	
TOTALS	RPI 1-25	RPI 26-50	W-L RECORDS	RPI 51-100	RPI 101-150	RPI 150+				
22- 9	1- 2	4- 3	OVERALL	3- 2	5- 1	9- 1				
14- 1	0- 1	4- 0	HOME	2- 0	3- 0	5- 0				
5- 7	0- 1	0- 2	AWAY	1- 2	1- 1	3- 1				
3- 1	1- 0	0- 1	NEUTRAL	0- 0	1- 0	1- 0				
11- 1	1- 0	1- 0	NON-CONFERENCE	1- 1	2- 0	6- 0				
6- 0	0- 0	1- 0	HOME	1- 0	1- 0	3- 0				
2- 1	0- 0	0- 0	AWAY	0- 1	0- 0	2- 0				
3- 0	1- 0	0- 0	NEUTRAL	0- 0	1- 0	1- 0				
11- 8	0- 2	3- 3	CONFERENCE	2- 1	3- 1	3- 1				
8- 1	0- 1	3- 0	HOME	1- 0	2- 0	2- 0				
3- 6	0- 1	0- 2	AWAY	1- 1	1- 1	1- 1				
0- 1	0- 0	0- 1	NEUTRAL	0- 0	0- 0	0- 0				

RPI S	Opponent	Score	RPI S	Opponent	Score	Team's RPI: 33	RPI S	Opponent	Score	RPI S	Opponent	Score
3	A Stanford	35 61	26	H Syracuse	63 60		53	A San Diego	53 61	106	A Colorado	68 66
3	H Stanford	56 80	27	A California	63 74		56	A Washington St.	78 85	106	H Colorado	55 51
21	N North Carolina	94 81	27	H California	68 59		89	A Washington	78 60	109	H Hawaii	84 44
			34	H Southern California	94 86		92	H UCLA	59 57	114	N Arkansas St.	69 66
			34	N Southern California	57 59		96	H Miami (FL)	75 73	123	A Oregon	90 98
			35	A Oregon St.	43 66					123	H Oregon	97 94
			35	H Oregon St.	64 62					180	N Illinois	84 60
										185	A Utah	65 62
										185	H Utah	60 40
										191	H Long Beach St.	74 67
										223	A Cal St. Fullerton	81 55
										238	H Sacred Heart	81 49
										247	H Providence	86 65
										256	A Arizona	49 68
										256	H Arizona	60 36
										257	A Texas Tech	85 77
LAST 12 Division I GAMES:												
34	N Southern California	57 59	3	A Stanford	35 61							
35	A Oregon St.	43 66	256	A Arizona	49 68							
123	A Oregon	90 98	256	H Arizona	60 36							
185	H Utah	60 40	123	H Oregon	97 94							
106	H Colorado	55 51	35	H Oregon St.	64 62							
27	A California	63 74	106	A Colorado	68 66							

Non-Div I Games:

Arizona St.

■ Loss,
 ■ Non-Conf,
 ■ S Site,
 ■ Home
 ■ A Away
 N Neutral

Average RPI Win:	130	WON-LOST	WINNING	LAST 10	STRENGTH OF	OPP. STRENGTH	TEAM	ADJ.	CONF.	ADJ CONF.
Average RPI Loss:	42	RECORD	PCT. RANK	GAMES	SCHEDULE	OF SCHEDULE	RPI	RPI	RPI	RPI
DIV. I ONLY	22- 12	87	7- 3	25	36	34	34	5	5	
DIV. I NON-CONF.	7- 5	120	0- 0	45	47	77	77	3	3	
TOTALS	RPI 1-25	RPI 26-50	W-L RECORDS	RPI 51-100	RPI 101-150	RPI 150+				
22- 12	1- 4	4- 5	OVERALL	3- 2	6- 1	8- 0				
8- 6	0- 2	1- 2	HOME	1- 2	3- 0	3- 0				
8- 5	0- 1	1- 3	AWAY	2- 0	2- 1	3- 0				
6- 1	1- 1	2- 0	NEUTRAL	0- 0	1- 0	2- 0				
7- 5	0- 2	0- 2	NON-CONFERENCE	1- 0	2- 1	4- 0				
3- 2	0- 1	0- 1	HOME	0- 0	1- 0	2- 0				
2- 2	0- 0	0- 1	AWAY	1- 0	0- 1	1- 0				
2- 1	0- 1	0- 0	NEUTRAL	0- 0	1- 0	1- 0				
15- 7	1- 2	4- 3	CONFERENCE	2- 2	4- 0	4- 0				
5- 4	0- 1	1- 1	HOME	1- 2	2- 0	1- 0				
6- 3	0- 1	1- 2	AWAY	1- 0	2- 0	2- 0				
4- 0	1- 0	2- 0	NEUTRAL	0- 0	0- 0	1- 0				

RPI 1-25				RPI 26-50				Team's RPI: 34				RPI 51-100				RPI 101+			
RPI	S	Opponent	Score	RPI	S	Opponent	Score	RPI	S	Opponent	Score	RPI	S	Opponent	Score	RPI	S	Opponent	Score
3	A	Stanford	59 86	27	A	California	77 70	56	H	Washington St.	75 79	106	A	Colorado	66 59				
3	H	Stanford	59 64	27	H	California	67 76	89	H	Washington	55 63	106	H	Colorado	55 45				
3	N	Stanford	72 68	29	A	Oklahoma St.	51 82	92	A	UCLA	56 54	109	H	Hawaii	66 55				
6	H	South Carolina	50 70	33	A	Arizona St.	86 94	92	H	UCLA	68 54	123	A	Oregon	88 78				
23	N	Iowa	65 78	33	N	Arizona St.	59 57	97	A	Fresno St.	63 54	123	H	Oregon	109 85				
				35	A	Oregon St.	48 58					129	N	Boston College	79 52				
				35	H	Oregon St.	81 60					147	A	Cal St. Northridge	64 65				
				35	N	Oregon St.	71 62					175	A	UC Davis	64 55				
				48	H	St. Mary's (CA)	55 71					185	A	Utah	67 57				
												185	H	Utah	55 47				
												191	H	Long Beach St.	89 72				
												217	H	San Diego St.	65 61				
												256	A	Arizona	54 45				
												256	N	Arizona	59 54				
												288	N	UNC Wilmington	85 59				
LAST 12 Division I GAMES:																			
				35	N	Oregon St.	71 62	27	H	California	67 76								
				3	N	Stanford	72 68	3	H	Stanford	59 64								
				33	N	Arizona St.	59 57	35	A	Oregon St.	48 58								
				256	N	Arizona	59 54	123	A	Oregon	88 78								
				106	A	Colorado	66 59	92	H	UCLA	68 54								
				185	A	Utah	67 57	89	H	Washington	55 63								

Non-Div I Games:

Southern California

■ Loss,
 ■ Non-Conf,
 ■ S Site,
 ■ H Home
 ■ A Away
 N Neutral

Average RPI Win:	132	WON-LOST	WINNING	LAST 10	STRENGTH OF	OPP. STRENGTH	TEAM	ADJ.	CONF.	ADJ CONF.
Average RPI Loss:	37	RECORD	PCT. RANK	GAMES	SCHEDULE	OF SCHEDULE	RPI	RPI	RPI	RPI
DIV. I ONLY	22- 10	73	9- 1	57	17	35	35	5	5	
DIV. I NON-CONF.	7- 4	95	0- 0	41	26	64	64	3	3	
TOTALS	RPI 1-25	RPI 26-50	W-L RECORDS	RPI 51-100	RPI 101-150	RPI 150+				
22- 10	0- 3	2- 4	OVERALL	6- 3	6- 0	8- 0				
13- 1	0- 1	2- 0	HOME	3- 0	4- 0	4- 0				
6- 5	0- 1	0- 3	AWAY	2- 1	2- 0	2- 0				
3- 4	0- 1	0- 1	NEUTRAL	1- 2	0- 0	2- 0				
7- 4	0- 2	0- 0	NON-CONFERENCE	0- 2	3- 0	4- 0				
4- 1	0- 1	0- 0	HOME	0- 0	2- 0	2- 0				
2- 0	0- 0	0- 0	AWAY	0- 0	1- 0	1- 0				
1- 3	0- 1	0- 0	NEUTRAL	0- 2	0- 0	1- 0				
15- 6	0- 1	2- 4	CONFERENCE	6- 1	3- 0	4- 0				
9- 0	0- 0	2- 0	HOME	3- 0	2- 0	2- 0				
4- 5	0- 1	0- 3	AWAY	2- 1	1- 0	1- 0				
2- 1	0- 0	0- 1	NEUTRAL	1- 0	0- 0	1- 0				

RPI 1-25				RPI 26-50				Team's RPI: 35				RPI 51-100				RPI 101+			
RPI	S	Opponent	Score	RPI	S	Opponent	Score	RPI	S	Opponent	Score	RPI	S	Opponent	Score	RPI	S	Opponent	Score
1	H	Notre Dame	58 70	27	A	California	63 72	56	A	Washington St.	67 53	106	H	Colorado	75 63				
3	A	Stanford	67 89	33	A	Arizona St.	62 64	56	H	Washington St.	72 57	109	H	Hawaii	76 64				
13	N	Penn St.	56 61	33	H	Arizona St.	66 43	56	N	Washington St.	70 60	123	A	Oregon	88 80				
				34	A	Southern California	60 81	63	N	Florida	70 73	123	H	Oregon	84 70				
				34	H	Southern California	58 48	66	N	Creighton	62 70	133	H	Sacramento St.	102 80				
				34	N	Southern California	62 71	89	A	Washington	77 57	142	A	Portland	79 73				
								89	H	Washington	75 68	160	H	Bakersfield	80 49				
								92	A	UCLA	63 66	164	N	Clemson	74 41				
								92	H	UCLA	70 54	185	H	Utah	60 47				
												185	N	Utah	50 35				
												232	H	Loyola Marymount	92 54				
												234	A	UNLV	68 60				
												256	A	Arizona	64 50				
												256	H	Arizona	78 48				
LAST 12 Division I GAMES:																			
				34	N	Southern California	62 71	56	A	Washington St.	67 53								
				56	N	Washington St.	70 60	34	H	Southern California	58 48								
				185	N	Utah	50 35	92	H	UCLA	70 54								
				33	H	Arizona St.	66 43	185	H	Utah	60 47								
				256	H	Arizona	78 48	106	H	Colorado	75 63								
				89	A	Washington	77 57	256	A	Arizona	64 50								

Non-Div I Games: Corban 94 49

Oregon St.

Average RPI Win:	145	WON-LOST	WINNING	LAST 10	STRENGTH OF	OPP. STRENGTH	TEAM	ADJ.	CONF.	ADJ CONF.
Average RPI Loss:	31	RECORD	PCT. RANK	GAMES	SCHEDULE	OF SCHEDULE	RPI	RPI	RPI	RPI
DIV. I ONLY	20- 11	88	7- 3	20	47	36	36	2	2	
DIV. I NON-CONF.	10- 3	58	0- 0	46	196	35	35	2	2	
TOTALS	RPI 1-25	RPI 26-50	W-L RECORDS	RPI 51-100	RPI 101-150	RPI 150+				
20- 11	1- 7	1- 3	OVERALL	6- 0	4- 0	8- 1				
11- 4	1- 3	0- 0	HOME	2- 0	2- 0	6- 1				
5- 5	0- 3	1- 2	AWAY	1- 0	2- 0	1- 0				
4- 2	0- 1	0- 1	NEUTRAL	3- 0	0- 0	1- 0				
10- 3	0- 1	0- 2	NON-CONFERENCE	3- 0	0- 0	7- 0				
7- 0	0- 0	0- 0	HOME	1- 0	0- 0	6- 0				
0- 2	0- 1	0- 1	AWAY	0- 0	0- 0	0- 0				
3- 1	0- 0	0- 1	NEUTRAL	2- 0	0- 0	1- 0				
10- 8	1- 6	1- 1	CONFERENCE	3- 0	4- 0	1- 1				
4- 4	1- 3	0- 0	HOME	1- 0	2- 0	0- 1				
5- 3	0- 2	1- 1	AWAY	1- 0	2- 0	1- 0				
1- 1	0- 1	0- 0	NEUTRAL	1- 0	0- 0	0- 0				

RPI 1-25				RPI 26-50				Team's RPI: 36				RPI 51-100				RPI 101+			
RPI	S	Opponent	Score	RPI	S	Opponent	Score	RPI	S	Opponent	Score	RPI	S	Opponent	Score	RPI	S	Opponent	Score
1	A	Notre Dame	72 87	26	A	Syracuse	70 76	59	N	UTEP	102 77	115	H	Wake Forest	79 63				
4	H	Duke	47 64	29	N	Oklahoma St.	60 68	65	H	Hampton	89 70	116	A	Virginia Tech	73 52				
4	N	Duke	52 82	39	A	Florida St.	86 78	81	H	Virginia	95 76	129	H	Boston College	84 74				
5	A	Tennessee	76 87	47	A	Georgia	56 63	81	N	Virginia	77 76	149	A	Pittsburgh	77 66				
18	H	North Carolina St.	73 80					96	A	Miami (FL)	89 87	155	H	Coppin St.	79 57				
20	A	Maryland	81 92					98	N	Southern Utah	85 60	164	A	Clemson	89 68				
20	H	Maryland	62 79									164	H	Clemson	79 80				
21	H	North Carolina	94 91									180	H	Illinois	93 69				
				</															

Average RPI Win: 168	WON-LOST	WINNING	LAST 10	STRENGTH OF	OPP. STRENGTH	TEAM	ADJ.	CONF.	ADJ CONF.
Average RPI Loss: 79	RECORD	PCT. RANK	GAMES	SCHEDULE	OF SCHEDULE	RPI	RPI	RPI	RPI
DIV. I ONLY	25- 7	28	8- 2	110	91	37	37	9	9
DIV. I NON-CONF.	11- 2	31	0- 0	154	91	34	34	9	9
TOTALS	RPI 1-25	RPI 26-50	W-L RECORDS	RPI 51-100	RPI 101-150	RPI 150+			
25- 7	2- 2	0- 0	OVERALL	7- 3	3- 1	13- 1			
14- 1	0- 0	0- 0	HOME	4- 1	1- 0	9- 0			
7- 6	1- 2	0- 0	AWAY	1- 2	1- 1	4- 1			
4- 0	1- 0	0- 0	NEUTRAL	2- 0	1- 0	0- 0			
11- 2	0- 1	0- 0	NON-CONFERENCE	3- 0	2- 0	6- 1			
7- 0	0- 0	0- 0	HOME	3- 0	0- 0	4- 0			
3- 2	0- 1	0- 0	AWAY	0- 0	1- 0	2- 1			
1- 0	0- 0	0- 0	NEUTRAL	0- 0	1- 0	0- 0			
14- 5	2- 1	0- 0	CONFERENCE	4- 3	1- 1	7- 0			
7- 1	0- 0	0- 0	HOME	1- 1	1- 0	5- 0			
4- 4	1- 1	0- 0	AWAY	1- 2	0- 1	2- 0			
3- 0	1- 0	0- 0	NEUTRAL	2- 0	0- 0	0- 0			

RPI S	Opponent	Score	RPI S	Opponent	Score	Team's RPI: 37	RPI S	Opponent	Score	RPI S	Opponent	Score
13	A Penn St.	61 78					62	A St. Bonaventure	67 74	111	A Holy Cross	75 49
16	A Dayton	64 73					62	N St. Bonaventure	73 32	124	A Richmond	77 78
16	N Dayton	63 51					71	H American	66 62	124	H Richmond	70 59
22	A Saint Joseph's	58 53					72	H George Washington	67 58	134	N Cincinnati	56 40
							78	H Pacific	84 63	162	H La Salle	43 42
							79	A Duquesne	51 60	177	H San Francisco	80 66
							79	H Duquesne	61 65	179	A Hofstra	64 77
							79	N Duquesne	45 41	202	H Yale	80 52
							82	H Harvard	64 44	210	A Saint Louis	56 45
							100	A VCU	76 73	210	H Saint Louis	74 52
										216	H Illinois St.	57 32
										234	A UNLV	72 63
										266	A Manhattan	71 46
										281	H George Mason	71 52
										313	A Massachusetts	75 61
										313	H Massachusetts	80 54
										321	H UNC Greensboro	79 48
										334	H Rhode Island	64 51
LAST 12 Division I GAMES:												
16	N Dayton	63 51	162	H La Salle	43 42							
62	N St. Bonaventure	73 32	124	A Richmond	77 78							
79	N Duquesne	45 41	72	H George Washington	67 58							
22	A Saint Joseph's	58 53	210	A Saint Louis	56 45							
281	H George Mason	71 52	62	A St. Bonaventure	67 74							
79	A Duquesne	51 60	334	H Rhode Island	64 51							

Non-Div I Games:

Fordham

■ Loss,
■ Non-Conf,
■ S Site,
■ H Home
■ A Away
N Neutral

BYU		WON-LOST		WINNING		LAST 10		STRENGTH OF		OPP. STRENGTH		TEAM		ADJ.		CONF.		ADJ CONF.	
Average RPI Win: 163		RECORD		PCT. RANK		GAMES		SCHEDULE		OF SCHEDULE		RPI		RPI		RPI		RPI	
Average RPI Loss: 64																			
DIV. I ONLY		26- 6		20		9- 1		132		79		38		38		8		8	
DIV. I NON-CONF.		10- 1		22		0- 0		236		39		51		51		8		8	
TOTALS		RPI 1-25		RPI 26-50		W-L RECORDS		RPI 51-100		RPI 101-150		RPI 150+							
26- 6		1- 2		2- 1		OVERALL		5- 2		4- 0		14- 1							
13- 2		1- 0		2- 0		HOME		2- 1		2- 0		6- 1							
11- 3		0- 1		0- 1		AWAY		2- 1		2- 0		7- 0							
2- 1		0- 1		0- 0		NEUTRAL		1- 0		0- 0		1- 0							
10- 1		0- 0		1- 0		NON-CONFERENCE		2- 0		2- 0		5- 1							
5- 1		0- 0		1- 0		HOME		1- 0		1- 0		2- 1							
5- 0		0- 0		0- 0		AWAY		1- 0		1- 0		3- 0							
0- 0		0- 0		0- 0		NEUTRAL		0- 0		0- 0		0- 0							
16- 5		1- 2		1- 1		CONFERENCE		3- 2		2- 0		9- 0							
8- 1		1- 0		1- 0		HOME		1- 1		1- 0		4- 0							
6- 3		0- 1		0- 1		AWAY		1- 1		1- 0		4- 0							
2- 1		0- 1		0- 0		NEUTRAL		1- 0		0- 0		1- 0							

RPI 1-25				RPI 26-50				Team's RPI: 38				RPI 51-100				RPI 101+			
RPI	S	Opponent	Score	RPI	S	Opponent	Score	RPI	S	Opponent	Score	RPI	S	Opponent	Score	RPI	S	Opponent	Score
11	A	Gonzaga	42 68	48	A	St. Mary's (CA)	70 75	53	A	San Diego	45 60	129	H	Boston College	70 69				
11	H	Gonzaga	62 52	48	H	St. Mary's (CA)	69 67	53	H	San Diego	71 58	142	A	Portland	75 68				
11	N	Gonzaga	57 71	49	H	South Dakota St.	81 53	56	H	Washington St.	80 73	142	H	Portland	67 43				
								66	A	Creighton	52 51	147	A	Cal St. Northridge	82 66				
								78	A	Pacific	88 57	159	A	Nevada	69 61				
								78	H	Pacific	62 75	161	H	Utah St.	84 74				
								78	N	Pacific	77 64	177	A	San Francisco	73 66				
												177	H	San Francisco	81 47				
												185	H	Utah	74 82				
												232	A	Loyola Marymount	91 67				
												232	H	Loyola Marymount	90 72				
												234	A	UNLV	71 64				
												246	A	Santa Clara	87 80				
												246	H	Santa Clara	61 44				
												256	H	Arizona	64 56				
												268	A	Pepperdine	89 75				
												268	H	Pepperdine	65 50				
												268	N	Pepperdine	77 51				
												310	A	Weber St.	90 85				
LAST 12 Division I GAMES:																			
				11	N	Gonzaga	57 71	11	H	Gonzaga	62 52								
				78	N	Pacific	77 64	142	H	Portland	67 43								
				268	N	Pepperdine	77 51	177	A	San Francisco	73 66								
				53	H	San Diego	71 58	246	A	Santa Clara	87 80								
				232	A	Loyola Marymount	91 67	78	A	Pacific	88 57								
				268	A	Pepperdine	89 75	48	A	St. Mary's (CA)	70 75								

Non-Div I Games:

BYU

■ Loss,
 ■ Non-Conf, S Site,
 ■ Home
 ■ Away
 N Neutral

Average RPI Win:	143	WON-LOST	WINNING	LAST 10	STRENGTH OF	OPP. STRENGTH	TEAM	ADJ.	CONF.	ADJ CONF.
Average RPI Loss:	36	RECORD	PCT. RANK	GAMES	SCHEDULE	OF SCHEDULE	RPI	RPI	RPI	RPI
DIV. I ONLY	20- 11	88	5- 5	27	34	39	39	2	2	
DIV. I NON-CONF.	12- 1	11	0- 0	81	146	12	12	2	2	
TOTALS	RPI 1-25	RPI 26-50	W-L RECORDS	RPI 51-100	RPI 101-150	RPI 150+				
20- 11	0- 7	2- 1	OVERALL	7- 2	4- 1	7- 0				
10- 5	0- 3	1- 1	HOME	3- 1	2- 0	4- 0				
8- 5	0- 3	1- 0	AWAY	2- 1	2- 1	3- 0				
2- 1	0- 1	0- 0	NEUTRAL	2- 0	0- 0	0- 0				
12- 1	0- 1	1- 0	NON-CONFERENCE	4- 0	1- 0	6- 0				
7- 0	0- 0	1- 0	HOME	2- 0	0- 0	4- 0				
4- 1	0- 1	0- 0	AWAY	1- 0	1- 0	2- 0				
1- 0	0- 0	0- 0	NEUTRAL	1- 0	0- 0	0- 0				
8- 10	0- 6	1- 1	CONFERENCE	3- 2	3- 1	1- 0				
3- 5	0- 3	0- 1	HOME	1- 1	2- 0	0- 0				
4- 4	0- 2	1- 0	AWAY	1- 1	1- 1	1- 0				
1- 1	0- 1	0- 0	NEUTRAL	1- 0	0- 0	0- 0				

RPI	S	Opponent	Score	RPI	S	Opponent	Score	Team's RPI: 39	RPI	S	Opponent	Score	RPI	S	Opponent	Score
1	H	Notre Dame	60 81	26	A	Syracuse	83 59		60	H	Stetson	79 49	115	A	Wake Forest	54 78
1	N	Notre Dame	57 83	31	H	Michigan St.	60 58		63	A	Florida	76 68	116	H	Virginia Tech	70 54
4	H	Duke	77 85	36	H	Georgia Tech	78 86		75	H	UT Martin	76 53	129	H	Boston College	72 55
8	A	Louisville	59 69						78	N	Pacific	73 66	134	A	Cincinnati	63 58
18	A	North Carolina St.	57 80						81	A	Virginia	68 85	149	A	Pittsburgh	78 69
20	A	Maryland	77 87						81	H	Virginia	82 70	164	A	Clemson	59 43
21	H	North Carolina	61 65						96	A	Miami (FL)	68 63	191	A	Long Beach St.	72 57
									96	H	Miami (FL)	73 76	222	H	Jacksonville	71 33
									96	N	Miami (FL)	72 67	224	H	Prairie View	88 37
													269	A	Miami (OH)	71 62
													321	H	UNC Greensboro	93 59
													339	H	North Florida	61 42
LAST 12 Division I GAMES:																
		1 N Notre Dame	57 83			96 H Miami (FL)	73 76									
		96 N Miami (FL)	72 67			26 A Syracuse	83 59									
		81 H Virginia	82 70			129 H Boston College	72 55									
		36 H Georgia Tech	78 86			1 H Notre Dame	60 81									
		164 A Clemson	59 43			115 A Wake Forest	54 78									
		20 A Maryland	77 87			116 H Virginia Tech	70 54									

Non-Div I Games:

Florida St.

■ Loss,
 ■ Non-Conf,
 S Site,
 ■ Home
 ■ Away
 N Neutral

Central Mich.

Through Games Of March 16, 2014

Average RPI Win:	192	WON-LOST	WINNING	LAST 10	STRENGTH OF	OPP. STRENGTH	TEAM	ADJ.	CONF.	ADJ CONF.
Average RPI Loss:	55	RECORD	PCT. RANK	GAMES	SCHEDULE	OF SCHEDULE	RPI	RPI	RPI	RPI
DIV. I ONLY	20- 11	88	7- 3	48	96	40	40	12	12	
DIV. I NON-CONF.	4- 8	242	0- 0	21	1	95	95	13	13	
TOTALS	RPI 1-25	RPI 26-50	W-L RECORDS	RPI 51-100	RPI 101-150	RPI 150+				
20- 11	1- 5	1- 2	OVERALL	1- 2	2- 1	15- 1				
11- 0	1- 0	1- 0	HOME	0- 0	1- 0	8- 0				
8- 8	0- 4	0- 2	AWAY	1- 1	1- 0	6- 1				
1- 3	0- 1	0- 0	NEUTRAL	0- 1	0- 1	1- 0				
4- 8	1- 5	0- 1	NON-CONFERENCE	0- 1	0- 1	3- 0				
2- 0	1- 0	0- 0	HOME	0- 0	0- 0	1- 0				
1- 6	0- 4	0- 1	AWAY	0- 1	0- 0	1- 0				
1- 2	0- 1	0- 0	NEUTRAL	0- 0	0- 1	1- 0				
16- 3	0- 0	1- 1	CONFERENCE	1- 1	2- 0	12- 1				
9- 0	0- 0	1- 0	HOME	0- 0	1- 0	7- 0				
7- 2	0- 0	0- 1	AWAY	1- 0	1- 0	5- 1				
0- 1	0- 0	0- 0	NEUTRAL	0- 1	0- 0	0- 0				

RPI	S	Opponent	Score	RPI	S	Opponent	Score	RPI	S	Opponent	Score	RPI	S	Opponent	Score
1	A	Notre Dame	72 106	32	A	Bowling Green	55 67	76	A	Akron	109 83	128	N	Kansas	63 68
4	N	Duke	64 97	32	H	Bowling Green	82 79	76	N	Akron	69 85	132	A	Ball St.	84 81
9	A	Purdue	97 109	49	A	South Dakota St.	82 87	86	A	Marquette	72 84	132	H	Ball St.	85 72
10	A	Kentucky	74 96									154	A	Buffalo	82 68
16	A	Dayton	89 102									154	H	Buffalo	74 63
16	H	Dayton	94 91									198	A	Toledo	80 77
												198	H	Toledo	84 71
												199	A	Eastern Mich.	84 99
												199	H	Eastern Mich.	82 67
												224	H	Prairie View	90 66
												226	A	Northern Ill.	85 77
												226	H	Northern Ill.	65 60
												241	H	Ohio	80 63
												244	A	Western Mich.	113 87
												244	H	Western Mich.	84 75
												260	N	Xavier	88 62
												269	H	Miami (OH)	88 47
												300	A	Kent St.	87 53
												313	A	Massachusetts	105 61
LAST 12 Division I GAMES:															
76	N	Akron	69 85	32	A	Bowling Green	55 67								
199	A	Eastern Mich.	84 99	269	H	Miami (OH)	88 47								
244	H	Western Mich.	84 75	154	H	Buffalo	74 63								
198	A	Toledo	80 77	132	A	Ball St.	84 81								
132	H	Ball St.	85 72	241	H	Ohio	80 63								
226	A	Northern Ill.	85 77	199	H	Eastern Mich.	82 67								

Non-Div I Games:

Central Mich.

■ Loss,
■ Non-Conf, S Site,
■ Home
■ Away
N Neutral

Marist

Through Games Of March 16, 2014

Average RPI Win: 198	WON-LOST	WINNING	LAST 10	STRENGTH OF	OPP. STRENGTH	TEAM	ADJ.	CONF.	ADJ CONF.
Average RPI Loss: 69	RECORD	PCT. RANK	GAMES	SCHEDULE	OF SCHEDULE	RPI	RPI	RPI	RPI
DIV. I ONLY	27- 6	17	9- 1	114	136	41	41	16	16
DIV. I NON-CONF.	6- 4	114	0- 0	16	29	26	26	15	15
TOTALS	RPI 1-25	RPI 26-50	W-L RECORDS	RPI 51-100	RPI 101-150	RPI 150+			
27- 6	0- 1	1- 0	OVERALL	6- 3	2- 2	18- 0			
10- 3	0- 1	0- 0	HOME	2- 1	0- 1	8- 0			
11- 3	0- 0	0- 0	AWAY	2- 2	1- 1	8- 0			
6- 0	0- 0	1- 0	NEUTRAL	2- 0	1- 0	2- 0			
6- 4	0- 1	1- 0	NON-CONFERENCE	2- 2	1- 1	2- 0			
2- 1	0- 1	0- 0	HOME	1- 0	0- 0	1- 0			
1- 3	0- 0	0- 0	AWAY	0- 2	0- 1	1- 0			
3- 0	0- 0	1- 0	NEUTRAL	1- 0	1- 0	0- 0			
21- 2	0- 0	0- 0	CONFERENCE	4- 1	1- 1	16- 0			
8- 2	0- 0	0- 0	HOME	1- 1	0- 1	7- 0			
10- 0	0- 0	0- 0	AWAY	2- 0	1- 0	7- 0			
3- 0	0- 0	0- 0	NEUTRAL	1- 0	0- 0	2- 0			

RPI 1-25				RPI 26-50				Team's RPI: 41				RPI 51-100				RPI 101+			
RPI	S	Opponent	Score	RPI	S	Opponent	Score	RPI	S	Opponent	Score	RPI	S	Opponent	Score	RPI	S	Opponent	Score
10	H	Kentucky	61 75	32	N	Bowling Green	74 60	52	A	Ohio St.	59 62	103	A	Albany (NY)	59 69				
								61	H	Oklahoma	76 69	113	A	Fairfield	60 36				
								62	N	St. Bonaventure	68 51	113	H	Fairfield	68 72				
								68	A	Iona	79 67	130	N	Old Dominion	87 82				
								68	H	Iona	71 73	200	H	Northeastern	103 66				
								69	A	Quinnipiac	69 63	204	A	Boston U.	76 65				
								69	H	Quinnipiac	100 81	219	A	Rider	79 51				
								69	N	Quinnipiac	70 66	219	H	Rider	66 56				
								70	A	Princeton	58 81	219	N	Rider	70 59				
												225	A	Canisius	73 47				
												225	H	Canisius	57 49				
												262	A	Niagara	74 59				
												262	H	Niagara	61 52				
												266	A	Manhattan	81 54				
												266	H	Manhattan	70 46				
												282	A	Monmouth	65 40				
												282	H	Monmouth	83 52				
												291	A	Siena	78 39				
												291	H	Siena	78 60				
												291	N	Siena	87 65				
												332	A	Saint Peter's	64 49				
												332	H	Saint Peter's	71 42				
LAST 12 Division I GAMES:																			
				69	N	Quinnipiac	70 66	219	A	Rider	79 51								
				219	N	Rider	70 59	69	H	Quinnipiac	100 81								
				291	N	Siena	87 65	332	A	Saint Peter's	64 49								
				68	A	Iona	79 67	113	H	Fairfield	68 72								
				282	H	Monmouth	83 52	291	A	Siena	78 39								
				266	A	Manhattan	81 54	282	A	Monmouth	65 40								

Non-Div I Games:

Marist

■ Loss,
 ■ Non-Conf, S Site,
 ■ Home
 ■ Away
 N Neutral

Average RPI Win:	132	WON-LOST	WINNING	LAST 10	STRENGTH OF	OPP. STRENGTH	TEAM	ADJ.	CONF.	ADJ CONF.
Average RPI Loss:	42	RECORD	PCT. RANK	GAMES	SCHEDULE	OF SCHEDULE	RPI	RPI	RPI	RPI
DIV. I ONLY	20- 10	78	5- 5	36	40	42	42	4	4	
DIV. I NON-CONF.	11- 0	1	0- 0	65	100	9	9	5	5	
TOTALS	RPI 1-25	RPI 26-50	W-L RECORDS	RPI 51-100	RPI 101-150	RPI 150+				
20- 10	2- 5	1- 2	OVERALL	4- 2	7- 1	6- 0				
11- 5	2- 2	0- 1	HOME	1- 2	5- 0	3- 0				
7- 4	0- 3	1- 0	AWAY	2- 0	2- 1	2- 0				
2- 1	0- 0	0- 1	NEUTRAL	1- 0	0- 0	1- 0				
11- 0	1- 0	0- 0	NON-CONFERENCE	2- 0	4- 0	4- 0				
7- 0	1- 0	0- 0	HOME	1- 0	3- 0	2- 0				
2- 0	0- 0	0- 0	AWAY	0- 0	1- 0	1- 0				
2- 0	0- 0	0- 0	NEUTRAL	1- 0	0- 0	1- 0				
9- 10	1- 5	1- 2	CONFERENCE	2- 2	3- 1	2- 0				
4- 5	1- 2	0- 1	HOME	0- 2	2- 0	1- 0				
5- 4	0- 3	1- 0	AWAY	2- 0	1- 1	1- 0				
0- 1	0- 0	0- 1	NEUTRAL	0- 0	0- 0	0- 0				

RPI 1-25				RPI 26-50				Team's RPI: 42	RPI 51-100				RPI 101+			
RPI	S	Opponent	Score	RPI	S	Opponent	Score		RPI	S	Opponent	Score	RPI	S	Opponent	Score
7	A	Baylor	51 89	29	A	Oklahoma St.	86 69		61	A	Oklahoma	82 75	111	H	Holy Cross	72 50
7	H	Baylor	54 70	29	H	Oklahoma St.	62 69		61	H	Oklahoma	54 75	128	A	Kansas	87 79
12	A	West Virginia	56 67	29	N	Oklahoma St.	57 67		67	N	Auburn	68 57	128	H	Kansas	72 69
12	H	West Virginia	59 73						80	H	North Dakota	84 55	134	A	Cincinnati	78 42
23	H	Iowa	83 70						90	A	TCU	71 49	136	H	South Dakota	88 72
24	A	Texas	64 71						90	H	TCU	60 61	144	H	UNI	83 55
24	H	Texas	81 64										150	A	Kansas St.	74 80
													150	H	Kansas St.	84 65
													151	N	Eastern Wash.	88 60
													167	A	Drake	89 47
													223	H	Cal St. Fullerton	79 52
													257	A	Texas Tech	85 76
													257	H	Texas Tech	74 48
													284	H	William & Mary	85 65
LAST 12 Division I GAMES:																
				29	N	Oklahoma St.	57 67		128	H	Kansas	72 69				
				7	H	Baylor	54 70		24	A	Texas	64 71				
				128	A	Kansas	87 79		90	H	TCU	60 61				
				29	A	Oklahoma St.	86 69		150	H	Kansas St.	84 65				
				24	H	Texas	81 64		12	A	West Virginia	56 67				
				7	A	Baylor	51 89		257	A	Texas Tech	85 76				

Non-Div I Games:

Iowa St.

■ Loss,
 ■ Non-Conf, S Site,
 ■ Home
 ■ Away
 N Neutral

Vanderbilt

Through Games Of March 16, 2014

Average RPI Win:	133	WON-LOST	WINNING	LAST 10	STRENGTH OF	OPP. STRENGTH	TEAM	ADJ.	CONF.	ADJ CONF.
Average RPI Loss:	48	RECORD	PCT. RANK	GAMES	SCHEDULE	OF SCHEDULE	RPI	RPI	RPI	RPI
DIV. I ONLY	18- 12	106	2- 8	15	32	43	43	1	1	
DIV. I NON-CONF.	11- 2	31	0- 0	83	124	36	36	1	1	
TOTALS	RPI 1-25	RPI 26-50	W-L RECORDS	RPI 51-100	RPI 101-150	RPI 150+				
18- 12	4- 5	2- 1	OVERALL	2- 5	3- 1	7- 0				
12- 5	4- 1	1- 0	HOME	0- 4	2- 0	5- 0				
6- 6	0- 4	1- 0	AWAY	2- 1	1- 1	2- 0				
0- 1	0- 0	0- 1	NEUTRAL	0- 0	0- 0	0- 0				
11- 2	1- 1	1- 0	NON-CONFERENCE	0- 1	3- 0	6- 0				
8- 1	1- 0	0- 0	HOME	0- 1	2- 0	5- 0				
3- 1	0- 1	1- 0	AWAY	0- 0	1- 0	1- 0				
0- 0	0- 0	0- 0	NEUTRAL	0- 0	0- 0	0- 0				
7- 10	3- 4	1- 1	CONFERENCE	2- 4	0- 1	1- 0				
4- 4	3- 1	1- 0	HOME	0- 3	0- 0	0- 0				
3- 5	0- 3	0- 0	AWAY	2- 1	0- 1	1- 0				
0- 1	0- 0	0- 1	NEUTRAL	0- 0	0- 0	0- 0				

RPI S	Opponent	Score	RPI S	Opponent	Score	Team's RPI: 43	RPI S	Opponent	Score	RPI S	Opponent	Score
4	A Duke	69 88	45	A James Madison	89 85		63	H Florida	68 73	104	A Missouri	54 59
5	A Tennessee	53 81	47	H Georgia	66 58		67	A Auburn	74 65	107	H Western Ky.	85 60
5	H Tennessee	74 63	47	N Georgia	43 53		67	H Auburn	62 68	140	H Wisconsin	81 69
6	A South Carolina	66 76					74	A Arkansas	56 50	143	A UAB	87 76
6	H South Carolina	57 61					77	H Alabama	62 66	157	A Ole Miss	80 74
10	A Kentucky	63 65					86	H Marquette	77 82	184	H Elon	88 66
14	H Texas A&M	71 69					95	A Mississippi St.	62 64	235	H Appalachian St.	96 53
15	H LSU	79 70								237	A Hartford	65 56
16	H Dayton	82 52								287	H East Tenn. St.	92 71
										299	H UNC Asheville	83 57
										322	H Delaware St.	73 67
LAST 12 Division I GAMES:												
47	N Georgia	43 53	67	H Auburn	62 68							
10	A Kentucky	63 65	5	A Tennessee	53 81							
63	H Florida	68 73	14	H Texas A&M	71 69							
77	H Alabama	62 66	104	A Missouri	54 59							
74	A Arkansas	56 50	6	H South Carolina	57 61							
95	A Mississippi St.	62 64	15	H LSU	79 70							

Non-Div I Games:

Vanderbilt

Loss, Non-Conf, S Site, H Home A Away N Neutral

Chattanooga

Through Games Of March 16, 2014

Average RPI Win:	225	WON-LOST	WINNING	LAST 10	STRENGTH OF	OPP. STRENGTH	TEAM	ADJ.	CONF.	ADJ CONF.
Average RPI Loss:	53	RECORD	PCT. RANK	GAMES	SCHEDULE	OF SCHEDULE	RPI	RPI	RPI	RPI
DIV. I ONLY	29- 3	3	10- 0	238	202	44	44	26	26	
DIV. I NON-CONF.	8- 3	67	0- 0	94	41	42	42	25	25	
TOTALS	RPI 1-25	RPI 26-50	W-L RECORDS	RPI 51-100	RPI 101-150	RPI 150+				
29- 3	0- 1	0- 1	OVERALL	3- 0	1- 1	25- 0				
13- 0	0- 0	0- 0	HOME	2- 0	1- 0	10- 0				
12- 2	0- 1	0- 0	AWAY	0- 0	0- 1	12- 0				
4- 1	0- 0	0- 1	NEUTRAL	1- 0	0- 0	3- 0				
8- 3	0- 1	0- 1	NON-CONFERENCE	3- 0	1- 1	4- 0				
4- 0	0- 0	0- 0	HOME	2- 0	1- 0	1- 0				
3- 2	0- 1	0- 0	AWAY	0- 0	0- 1	3- 0				
1- 1	0- 0	0- 1	NEUTRAL	1- 0	0- 0	0- 0				
21- 0	0- 0	0- 0	CONFERENCE	0- 0	0- 0	21- 0				
9- 0	0- 0	0- 0	HOME	0- 0	0- 0	9- 0				
9- 0	0- 0	0- 0	AWAY	0- 0	0- 0	9- 0				
3- 0	0- 0	0- 0	NEUTRAL	0- 0	0- 0	3- 0				


RPI 1-25				RPI 26-50				Team's RPI: 44		RPI 51-100				RPI 101+			
RPI	S	Opponent	Score	RPI	S	Opponent	Score		RPI	S	Opponent	Score	RPI	S	Opponent	Score	
5	A	Tennessee	56 80	46	N	Minnesota	62 63		67	H	Auburn	80 52	109	A	Hawaii	55 60	
									73	N	Colorado St.	59 57	143	H	UAB	63 56	
									77	H	Alabama	82 70	156	A	Furman	71 54	
													156	H	Furman	62 44	
													166	A	Davidson	76 62	
													166	H	Davidson	72 64	
													166	N	Davidson	71 45	
													184	A	Elon	66 43	
													184	H	Elon	69 55	
													184	N	Elon	77 44	
													196	H	Belmont	76 65	
													235	A	Appalachian St.	73 68	
													235	H	Appalachian St.	69 41	
													258	A	Western Caro.	77 57	
													258	H	Western Caro.	68 46	
													263	A	Austin Peay	81 70	
													286	A	Jacksonville St.	68 53	
													287	A	East Tenn. St.	70 61	
													293	A	Samford	74 67	
													293	H	Samford	63 50	
													294	A	Ga. Southern	72 60	
													294	H	Ga. Southern	69 60	
													294	N	Ga. Southern	66 57	
													321	A	UNC Greensboro	86 53	
													321	H	UNC Greensboro	77 56	
													340	A	Wofford	64 48	
LAST 12 Division I GAMES:																	
						166	N	Davidson	71	45			340	A	Wofford	64 48	
						184	N	Elon	77	44			156	A	Furman	71 54	
						294	N	Ga. Southern	66	57			258	H	Western Caro.	68 46	
						321	H	UNC Greensboro	77	56			235	H	Appalachian St.	69 41	
						184	H	Elon	69	55			294	A	Ga. Southern	72 60	
						293	A	Samford	74	67			166	A	Davidson	76 62	

Non-Div I Games:

Chattanooga

■ Loss,
■ Non-Conf, S Site,
■ Home
■ Away
N Neutral

RPI S Opponent Score

RPI S Opponent Score
340  Wofford 75 36

C
h
a
t
t
a
n
o
o
g
a

C
h
a
t
t
a
n
o
o
g
a

Chattanooga

Average RPI Win:	185	WON-LOST	WINNING	LAST 10	STRENGTH OF	OPP. STRENGTH	TEAM	ADJ.	CONF.	ADJ CONF.
Average RPI Loss:	79	RECORD	PCT. RANK	GAMES	SCHEDULE	OF SCHEDULE	RPI	RPI	RPI	RPI
DIV. I ONLY	28- 5	14	9- 1	181	97	45	45	13	13	
DIV. I NON-CONF.	10- 4	75	0- 0	134	34	69	69	12	12	
TOTALS	RPI 1-25	RPI 26-50	W-L RECORDS	RPI 51-100	RPI 101-150	RPI 150+				
28- 5	0- 1	1- 1	OVERALL	2- 2	10- 1	15- 0				
12- 1	0- 0	0- 1	HOME	1- 0	3- 0	8- 0				
11- 2	0- 1	1- 0	AWAY	0- 0	5- 1	5- 0				
5- 2	0- 0	0- 0	NEUTRAL	1- 2	2- 0	2- 0				
10- 4	0- 1	1- 1	NON-CONFERENCE	2- 2	3- 0	4- 0				
4- 1	0- 0	0- 1	HOME	1- 0	0- 0	3- 0				
4- 1	0- 1	1- 0	AWAY	0- 0	3- 0	0- 0				
2- 2	0- 0	0- 0	NEUTRAL	1- 2	0- 0	1- 0				
18- 1	0- 0	0- 0	CONFERENCE	0- 0	7- 1	11- 0				
8- 0	0- 0	0- 0	HOME	0- 0	3- 0	5- 0				
7- 1	0- 0	0- 0	AWAY	0- 0	2- 1	5- 0				
3- 0	0- 0	0- 0	NEUTRAL	0- 0	2- 0	1- 0				

RPI	S	Opponent	Score	RPI	S	Opponent	Score	RPI	S	Opponent	Score	RPI	S	Opponent	Score
21	A	North Carolina	71 74	28	A	St. John's (NY)	64 51	81	H	Virginia	63 46	117	A	Drexel	69 58
				43	H	Vanderbilt	85 89	91	N	Wright St.	77 79	117	H	Drexel	74 47
								92	N	UCLA	77 67	117	N	Drexel	55 43
								95	N	Mississippi St.	52 65	118	A	Delaware	72 61
												118	H	Delaware	87 51
												118	N	Delaware	70 45
												124	A	Richmond	78 68
												131	A	Liberty	67 56
												145	A	Col. of Charleston	78 85
												145	H	Col. of Charleston	92 59
												149	A	Pittsburgh	71 61
												179	A	Hofstra	77 50
												179	H	Hofstra	78 47
												200	A	Northeastern	86 49
												200	H	Northeastern	85 57
												221	A	Towson	62 57
												221	H	Towson	82 40
												224	N	Prairie View	79 50
												241	H	Ohio	56 33
												284	A	William & Mary	72 48
												284	H	William & Mary	83 42
												288	A	UNC Wilmington	77 41
												288	H	UNC Wilmington	92 43
												288	N	UNC Wilmington	69 56
												297	H	Norfolk St.	94 50
												326	H	Alcorn	87 42
LAST 12 Division I GAMES:															

Non-Div I Games:

James Madison

■ Loss,
■ Non-Conf, S Site,
■ Home
■ Away
N Neutral

Minnesota

Through Games Of March 16, 2014

Average RPI Win:	118	WON-LOST	WINNING	LAST 10	STRENGTH OF	OPP. STRENGTH	TEAM	ADJ.	CONF.	ADJ CONF.
Average RPI Loss:	43	RECORD	PCT. RANK	GAMES	SCHEDULE	OF SCHEDULE	RPI	RPI	RPI	RPI
DIV. I ONLY	20- 12	98	7- 3	24	37	46	46	3	3	
DIV. I NON-CONF.	11- 3	55	0- 0	38	57	23	23	4	4	
TOTALS	RPI 1-25	RPI 26-50	W-L RECORDS	RPI 51-100	RPI 101-150	RPI 150+				
20- 12	0- 6	1- 2	OVERALL	8- 3	8- 1	3- 0				
13- 4	0- 2	0- 1	HOME	6- 1	4- 0	3- 0				
4- 7	0- 3	0- 1	AWAY	1- 2	3- 1	0- 0				
3- 1	0- 1	1- 0	NEUTRAL	1- 0	1- 0	0- 0				
11- 3	0- 0	1- 0	NON-CONFERENCE	5- 2	3- 1	2- 0				
8- 1	0- 0	0- 0	HOME	4- 1	2- 0	2- 0				
1- 2	0- 0	0- 0	AWAY	0- 1	1- 1	0- 0				
2- 0	0- 0	1- 0	NEUTRAL	1- 0	0- 0	0- 0				
9- 9	0- 6	0- 2	CONFERENCE	3- 1	5- 0	1- 0				
5- 3	0- 2	0- 1	HOME	2- 0	2- 0	1- 0				
3- 5	0- 3	0- 1	AWAY	1- 1	2- 0	0- 0				
1- 1	0- 1	0- 0	NEUTRAL	0- 0	1- 0	0- 0				

RPI	S	Opponent	Score	RPI	S	Opponent	Score	RPI	S	Opponent	Score	RPI	S	Opponent	Score
9	H	Purdue	42 63	31	A	Michigan St.	61 75	52	H	Ohio St.	74 57	108	A	Northwestern	82 64
13	A	Penn St.	53 83	31	H	Michigan St.	56 81	64	H	Navy	62 55	108	H	Northwestern	94 59
19	A	Nebraska	85 88	44	N	Chattanooga	63 62	66	A	Creighton	52 63	109	A	Hawaii	71 77
19	N	Nebraska	67 80					67	H	Auburn	67 54	127	H	Charlotte	90 55
23	A	Iowa	71 78					73	N	Colorado St.	79 55	128	H	Kansas	70 59
23	H	Iowa	56 64					80	H	North Dakota	46 44	140	A	Wisconsin	63 50
								84	A	Indiana	78 83	140	H	Wisconsin	64 53
								84	H	Indiana	73 62	140	N	Wisconsin	74 68
								92	H	UCLA	55 58	144	A	UNI	73 55
								93	A	Michigan	85 69	180	H	Illinois	66 61
								96	H	Miami (FL)	74 67	231	H	Oakland	79 43
												255	H	Loyola Chicago	80 36
LAST 12 Division I GAMES:															
19	N	Nebraska	67 80	108	A	Northwestern	82 64								
140	N	Wisconsin	74 68	140	A	Wisconsin	63 50								
52	H	Ohio St.	74 57	180	H	Illinois	66 61								
84	H	Indiana	73 62	93	A	Michigan	85 69								
31	A	Michigan St.	61 75	23	H	Iowa	56 64								
9	H	Purdue	42 63	13	A	Penn St.	53 83								

Non-Div I Games:

Minnesota

■ Loss,
■ Non-Conf, S Site,
■ Home
■ Away
N Neutral

Average RPI Win:	144	WON-LOST	WINNING	LAST 10	STRENGTH OF	OPP. STRENGTH	TEAM	ADJ.	CONF.	ADJ CONF.
Average RPI Loss:	44	RECORD	PCT. RANK	GAMES	SCHEDULE	OF SCHEDULE	RPI	RPI	RPI	RPI
DIV. I ONLY	20- 11	88	5- 5	47	25	47	47	1	1	
DIV. I NON-CONF.	12- 1	11	0- 0	258	108	45	45	1	1	
TOTALS	RPI 1-25	RPI 26-50	W-L RECORDS	RPI 51-100	RPI 101-150	RPI 150+				
20- 11	2- 5	2- 1	OVERALL	6- 4	0- 1	10- 0				
15- 2	2- 2	1- 0	HOME	4- 0	0- 0	8- 0				
3- 8	0- 2	0- 1	AWAY	1- 4	0- 1	2- 0				
2- 1	0- 1	1- 0	NEUTRAL	1- 0	0- 0	0- 0				
12- 1	0- 0	1- 0	NON-CONFERENCE	2- 1	0- 0	9- 0				
9- 0	0- 0	1- 0	HOME	1- 0	0- 0	7- 0				
2- 1	0- 0	0- 0	AWAY	0- 1	0- 0	2- 0				
1- 0	0- 0	0- 0	NEUTRAL	1- 0	0- 0	0- 0				
8- 10	2- 5	1- 1	CONFERENCE	4- 3	0- 1	1- 0				
6- 2	2- 2	0- 0	HOME	3- 0	0- 0	1- 0				
1- 7	0- 2	0- 1	AWAY	1- 3	0- 1	0- 0				
1- 1	0- 1	1- 0	NEUTRAL	0- 0	0- 0	0- 0				

RPI 1-25				RPI 26-50				Team's RPI: 47				RPI 51-100				RPI 101+			
RPI	S	Opponent	Score	RPI	S	Opponent	Score	RPI	S	Opponent	Score	RPI	S	Opponent	Score	RPI	S	Opponent	Score
5	H	Tennessee	70 85	36	H	Georgia Tech	63 56	51	A	Rutgers	58 61	104	A	Missouri	56 66				
6	A	South Carolina	56 67	43	A	Vanderbilt	58 66	52	H	Ohio St.	53 49	156	H	Furman	72 48				
6	N	South Carolina	48 67	43	N	Vanderbilt	53 43	63	A	Florida	68 62	157	H	Ole Miss	84 63				
10	H	Kentucky	58 56					63	H	Florida	67 58	180	H	Illinois	82 60				
14	A	Texas A&M	73 78					67	A	Auburn	59 67	188	H	Mercer	72 41				
14	H	Texas A&M	44 58					72	N	George Washington	80 60	196	A	Belmont	81 55				
15	H	LSU	71 67					74	H	Arkansas	60 58	261	A	Georgia St.	70 58				
								77	A	Alabama	66 69	276	H	Presbyterian	45 30				
								95	A	Mississippi St.	67 80	306	H	Lipscomb	81 46				
								95	H	Mississippi St.	77 48	315	H	South Carolina St.	74 58				
												324	H	Kennesaw St.	91 32				
LAST 12 Division I GAMES:																			
		6 N South Carolina	48 67			63 H Florida	67 58												
		43 N Vanderbilt	53 43			14 A Texas A&M	73 78												
		95 H Mississippi St.	77 48			157 H Ole Miss	84 63												
		6 A South Carolina	56 67			95 A Mississippi St.	67 80												
		67 A Auburn	59 67			10 H Kentucky	58 56												
		15 H LSU	71 67			77 A Alabama	66 69												

Non-Div I Games:

Georgia

St. Mary's (CA)

Through Games Of March 16, 2014

Average RPI Win:	152	WON-LOST	WINNING	LAST 10	STRENGTH OF	OPP. STRENGTH	TEAM	ADJ.	CONF.	ADJ CONF.
Average RPI Loss:	98	RECORD	PCT. RANK	GAMES	SCHEDULE	OF SCHEDULE	RPI	RPI	RPI	RPI
DIV. I ONLY	22- 9	55	5- 5	85	88	48	48	8	8	
DIV. I NON-CONF.	10- 1	22	0- 0	161	83	20	20	8	8	
TOTALS	RPI 1-25	RPI 26-50	W-L RECORDS	RPI 51-100	RPI 101-150	RPI 150+				
22- 9	1- 2	2- 1	OVERALL	4- 3	5- 1	10- 2				
13- 2	1- 0	1- 0	HOME	3- 1	2- 0	6- 1				
8- 6	0- 1	1- 1	AWAY	0- 2	3- 1	4- 1				
1- 1	0- 1	0- 0	NEUTRAL	1- 0	0- 0	0- 0				
10- 1	0- 0	1- 0	NON-CONFERENCE	2- 0	3- 1	4- 0				
6- 0	0- 0	0- 0	HOME	2- 0	1- 0	3- 0				
4- 1	0- 0	1- 0	AWAY	0- 0	2- 1	1- 0				
0- 0	0- 0	0- 0	NEUTRAL	0- 0	0- 0	0- 0				
12- 8	1- 2	1- 1	CONFERENCE	2- 3	2- 0	6- 2				
7- 2	1- 0	1- 0	HOME	1- 1	1- 0	3- 1				
4- 5	0- 1	0- 1	AWAY	0- 2	1- 0	3- 1				
1- 1	0- 1	0- 0	NEUTRAL	1- 0	0- 0	0- 0				

RPI S Opponent	Score	RPI S Opponent	Score	Team's RPI: 48	RPI S Opponent	Score	RPI S Opponent	Score
11 A Gonzaga	65 75	34 A Southern California	71 55		53 A San Diego	70 80	112 A Butler	90 86
11 H Gonzaga	79 78	38 A BYU	67 69		53 H San Diego	71 68	122 H Cal Poly	77 69
11 N Gonzaga	60 68	38 H BYU	75 70		53 N San Diego	60 58	133 A Sacramento St.	92 94
					77 H Alabama	86 76	142 A Portland	76 72
					78 A Pacific	80 91	142 H Portland	80 65
					78 H Pacific	71 88	147 A Cal St. Northridge	72 60
					89 H Washington	91 81	175 H UC Davis	88 71
							177 A San Francisco	86 67
							177 H San Francisco	83 64
							198 H Toledo	81 57
							232 A Loyola Marymount	74 76
							232 H Loyola Marymount	78 74
							246 A Santa Clara	80 70
							246 H Santa Clara	83 89
							268 A Pepperdine	74 61
							268 H Pepperdine	71 48
							272 A Portland St.	72 54
							317 H UC Santa Barbara	89 79
LAST 12 Division I GAMES:								
11 N Gonzaga	60 68	268 A Pepperdine	74 61					
53 N San Diego	60 58	232 A Loyola Marymount	74 76					
142 A Portland	76 72	78 H Pacific	71 88					
11 A Gonzaga	65 75	53 H San Diego	71 68					
246 H Santa Clara	83 89	38 H BYU	75 70					
177 H San Francisco	83 64	78 A Pacific	80 91					

Non-Div I Games:

St. Mary's (CA)

Loss, Non-Conf, S Site, H Home A Away N Neutral

Average RPI Win:	206	WON-LOST	WINNING	LAST 10	STRENGTH OF	OPP. STRENGTH	TEAM	ADJ.	CONF.	ADJ CONF.
Average RPI Loss:	64	RECORD	PCT. RANK	GAMES	SCHEDULE	OF SCHEDULE	RPI	RPI	RPI	RPI
DIV. I ONLY	22- 9	55	8- 2	80	129	49	49	21	21	
DIV. I NON-CONF.	9- 7	130	0- 0	19	22	47	47	19	19	
TOTALS	RPI 1-25	RPI 26-50	W-L RECORDS	RPI 51-100	RPI 101-150	RPI 150+				
22- 9	1- 3	1- 1	OVERALL	1- 2	5- 3	14- 0				
14- 0	1- 0	1- 0	HOME	0- 0	3- 0	9- 0				
7- 6	0- 2	0- 1	AWAY	0- 1	2- 2	5- 0				
1- 3	0- 1	0- 0	NEUTRAL	1- 1	0- 1	0- 0				
9- 7	1- 3	1- 1	NON-CONFERENCE	1- 2	2- 1	4- 0				
7- 0	1- 0	1- 0	HOME	0- 0	1- 0	4- 0				
1- 5	0- 2	0- 1	AWAY	0- 1	1- 1	0- 0				
1- 2	0- 1	0- 0	NEUTRAL	1- 1	0- 0	0- 0				
13- 2	0- 0	0- 0	CONFERENCE	0- 0	3- 2	10- 0				
7- 0	0- 0	0- 0	HOME	0- 0	2- 0	5- 0				
6- 1	0- 0	0- 0	AWAY	0- 0	1- 1	5- 0				
0- 1	0- 0	0- 0	NEUTRAL	0- 0	0- 1	0- 0				

RPI 1-25				RPI 26-50				Team's RPI: 49				RPI 51-100				RPI 101+				
RPI	S	Opponent	Score	RPI	S	Opponent	Score	RPI	S	Opponent	Score	RPI	S	Opponent	Score	RPI	S	Opponent	Score	
1	A	Notre Dame	51 94	38	A	BYU	53 81	54	N	FGCU	59 84	110	A	Green Bay	66 54					
3	N	Stanford	60 80	40	H	Central Mich.	87 82	66	A	Creighton	63 68	126	A	IUPUI	66 76					
13	H	Penn St.	83 79					90	N	TCU	57 52	126	H	IUPUI	63 57					
17	A	Middle Tenn.	44 59									136	A	South Dakota	99 88					
												136	H	South Dakota	88 69					
												136	N	South Dakota	58 72					
												139	A	UALR	45 66					
												144	H	UNI	80 44					
												173	H	Georgetown	86 80					
												207	A	IPFW	77 66					
												207	H	IPFW	77 60					
												226	H	Northern Ill.	67 50					
												254	A	Western Ill.	67 66					
												254	H	Western Ill.	83 79					
												268	H	Pepperdine	88 55					
												271	A	Denver	69 55					
												271	H	Denver	72 61					
												318	A	North Dakota St.	73 53					
												318	H	North Dakota St.	75 53					
												325	A	Omaha	80 66					
												325	H	Omaha	71 60					
												330	H	NJIT	71 46					
LAST 12 Division I GAMES:																				
136	N	South Dakota	58 72	126	A	IUPUI	66 76	207	A	IPFW	77 66	136	H	South Dakota	88 69					
136	A	South Dakota	99 88	271	A	Denver	69 55	318	A	North Dakota St.	75 53	325	A	Omaha	80 66					
271	A	Denver	69 55	318	H	North Dakota St.	75 53	325	H	Omaha	71 60									
318	H	North Dakota St.	75 53																	
254	H	Western Ill.	83 79																	
325	H	Omaha	71 60																	

Non-Div I Games:

South Dakota St.

Average RPI Win: 167	WON-LOST	WINNING	LAST 10	STRENGTH OF	OPP. STRENGTH	TEAM	ADJ.	CONF.	ADJ CONF.
Average RPI Loss: 52	RECORD	PCT. RANK	GAMES	SCHEDULE	OF SCHEDULE	RPI	RPI	RPI	RPI
DIV. I ONLY	22- 8	48	7- 3	99	80	50	50	7	7
DIV. I NON-CONF.	10- 1	22	0- 0	147	94	32	32	7	7
TOTALS	RPI 1-25	RPI 26-50	W-L RECORDS	RPI 51-100	RPI 101-150	RPI 150+			
22- 8	0- 3	0- 2	OVERALL	4- 2	5- 1	13- 0			
8- 4	0- 2	0- 1	HOME	3- 0	1- 1	4- 0			
11- 3	0- 1	0- 1	AWAY	1- 1	3- 0	7- 0			
3- 1	0- 0	0- 0	NEUTRAL	0- 1	1- 0	2- 0			
10- 1	0- 1	0- 0	NON-CONFERENCE	1- 0	2- 0	7- 0			
2- 1	0- 1	0- 0	HOME	1- 0	0- 0	1- 0			
5- 0	0- 0	0- 0	AWAY	0- 0	1- 0	4- 0			
3- 0	0- 0	0- 0	NEUTRAL	0- 0	1- 0	2- 0			
12- 7	0- 2	0- 2	CONFERENCE	3- 2	3- 1	6- 0			
6- 3	0- 1	0- 1	HOME	2- 0	1- 1	3- 0			
6- 3	0- 1	0- 1	AWAY	1- 1	2- 0	3- 0			
0- 1	0- 0	0- 0	NEUTRAL	0- 1	0- 0	0- 0			

RPI 1-25				RPI 26-50				Team's RPI: 50				RPI 51-100				RPI 101+			
RPI	S	Opponent	Score	RPI	S	Opponent	Score	RPI	S	Opponent	Score	RPI	S	Opponent	Score	RPI	S	Opponent	Score
22	H	Saint Joseph's	60 63	28	A	St. John's (NY)	56 69	55	H	Penn	55 54	102	A	Temple	59 58				
25	A	DePaul	65 91	28	H	St. John's (NY)	52 59	66	A	Creighton	58 65	112	A	Butler	70 48				
25	H	DePaul	56 71					66	H	Creighton	68 54	112	H	Butler	61 46				
								86	A	Marquette	63 61	117	N	Drexel	63 52				
								86	H	Marquette	81 64	138	A	Seton Hall	62 57				
								86	N	Marquette	53 56	138	H	Seton Hall	56 64				
												152	H	Lafayette	60 33				
												162	A	La Salle	83 47				
												165	A	FIU	68 61				
												173	A	Georgetown	59 49				
												173	H	Georgetown	65 52				
												194	N	Montana St.	79 55				
												230	A	Lehigh	79 73				
												238	A	Sacred Heart	62 59				
												247	A	Providence	72 66				
												247	H	Providence	68 59				
												260	A	Xavier	57 55				
												260	H	Xavier	61 32				
												302	N	Mississippi Val.	87 53				
LAST 12 Division I GAMES:																			
				86	N	Marquette	53 56	112	H	Butler	61 46								
				86	H	Marquette	81 64	138	A	Seton Hall	62 57								
				260	A	Xavier	57 55	247	A	Providence	72 66								
				25	H	DePaul	56 71	66	H	Creighton	68 54								
				173	H	Georgetown	65 52	173	A	Georgetown	59 49								
				28	A	St. John's (NY)	56 69	260	H	Xavier	61 32								

Non-Div I Games:

Villanova

■ Loss,
■ Non-Conf, S Site,
■ Home
■ Away
N Neutral

R

R

Non-Div I Games:

Average RPI Win: 113		WON-LOST	WINNING	LAST 10	STRENGTH OF	OPP. STRENGTH	TEAM	ADJ.	CONF.	ADJ CONF.
Average RPI Loss: 39		RECORD	PCT. RANK	GAMES	SCHEDULE	OF SCHEDULE	RPI	RPI	RPI	RPI
DIV. I ONLY		17- 18	175	3- 7	2	51	52	52	3	3
DIV. I NON-CONF.		10- 6	106	0- 0	3	115	29	29	4	4
TOTALS		RPI 1-25	RPI 26-50		W-L RECORDS		RPI 51-100	RPI 101-150	RPI 150+	
17- 18	3- 10	1- 5		OVERALL		5- 1	3- 2	5- 0		
12- 7	1- 4	1- 2		HOME		3- 1	2- 0	5- 0		
3- 9	1- 4	0- 3		AWAY		2- 0	0- 2	0- 0		
2- 2	1- 2	0- 0		NEUTRAL		0- 0	1- 0	0- 0		
10- 6	1- 3	1- 2		NON-CONFERENCE		3- 0	1- 1	4- 0		
9- 2	0- 1	1- 1		HOME		3- 0	1- 0	4- 0		
1- 3	1- 1	0- 1		AWAY		0- 0	0- 1	0- 0		
0- 1	0- 1	0- 0		NEUTRAL		0- 0	0- 0	0- 0		
7- 12	2- 7	0- 3		CONFERENCE		2- 1	2- 1	1- 0		
3- 5	1- 3	0- 1		HOME		0- 1	1- 0	1- 0		
2- 6	0- 3	0- 2		AWAY		2- 0	0- 1	0- 0		
2- 1	1- 1	0- 0		NEUTRAL		0- 0	1- 0	0- 0		

RPI 1-25				RPI 26-50				RPI 51-100				Team's RPI: 52		RPI 101+			
RPI	S	Opponent	Score	RPI	S	Opponent	Score	RPI	S	Opponent	Score			RPI	S	Opponent	Score
2	N	UConn	49 70	31	A	Michigan St.	49 70	58	H	Army	59 56			108	H	Northwestern	71 62
9	A	Purdue	58 74	31	H	Michigan St.	68 82	75	H	UT Martin	82 60			108	N	Northwestern	86 77
9	H	Purdue	89 78	32	H	Bowling Green	52 64	84	A	Indiana	70 51			130	H	Old Dominion	75 60
11	H	Gonzaga	58 59	41	H	Marist	62 59	93	A	Michigan	61 50			134	A	Cincinnati	49 64
12	A	West Virginia	70 61	46	A	Minnesota	57 74	93	H	Michigan	49 64			140	A	Wisconsin	71 82
13	A	Penn St.	42 66	47	A	Georgia	49 53	100	H	VCU	83 71			180	H	Illinois	90 64
13	H	Penn St.	54 74											192	H	Fla. Atlantic	91 88
13	N	Penn St.	99 82											230	H	Lehigh	93 63
19	H	Nebraska	59 67											235	H	Appalachian St.	52 38
20	A	Maryland	55 67											253	H	N.C. Central	65 47
23	A	Iowa	61 65														
23	H	Iowa	74 81														
23	N	Iowa	73 77														
LAST 12 Division I GAMES:																	
		23	N	Iowa			73	77			19	H	Nebraska			59	67
		13	N	Penn St.			99	82			31	A	Michigan St.			49	70
		108	N	Northwestern			86	77			13	H	Penn St.			54	74
		46	A	Minnesota			57	74			9	A	Purdue			58	74
		23	A	Iowa			61	65			140	A	Wisconsin			71	82
		108	H	Northwestern			71	62			180	H	Illinois			90	64

Non-Div I Games:

Ohio St.

■ Loss,
■ Non-Conf,
■ S Site,
■ H Home
■ A Away
N Neutral

Average RPI Win: 187	WON-LOST	WINNING	LAST 10	STRENGTH OF	OPP. STRENGTH	TEAM	ADJ.	CONF.	ADJ CONF.
Average RPI Loss: 69	RECORD	PCT. RANK	GAMES	SCHEDULE	OF SCHEDULE	RPI	RPI	RPI	RPI
DIV. I ONLY	21- 8	50	4- 6	106	100	53	53	8	8
DIV. I NON-CONF.	10- 0	1	0- 0	170	280	17	17	8	8
TOTALS	RPI 1-25	RPI 26-50	W-L RECORDS	RPI 51-100	RPI 101-150	RPI 150+			
21- 8	0- 2	3- 3	OVERALL	2- 1	1- 1	15- 1			
13- 1	0- 1	3- 0	HOME	2- 0	1- 0	7- 0			
8- 6	0- 1	0- 2	AWAY	0- 1	0- 1	8- 1			
0- 1	0- 0	0- 1	NEUTRAL	0- 0	0- 0	0- 0			
10- 0	0- 0	1- 0	NON-CONFERENCE	1- 0	0- 0	8- 0			
5- 0	0- 0	1- 0	HOME	1- 0	0- 0	3- 0			
5- 0	0- 0	0- 0	AWAY	0- 0	0- 0	5- 0			
0- 0	0- 0	0- 0	NEUTRAL	0- 0	0- 0	0- 0			
11- 8	0- 2	2- 3	CONFERENCE	1- 1	1- 1	7- 1			
8- 1	0- 1	2- 0	HOME	1- 0	1- 0	4- 0			
3- 6	0- 1	0- 2	AWAY	0- 1	0- 1	3- 1			
0- 1	0- 0	0- 1	NEUTRAL	0- 0	0- 0	0- 0			

RPI 1-25				RPI 26-50				RPI 51-100				RPI 101+			
RPI	S	Opponent	Score	RPI	S	Opponent	Score	RPI	S	Opponent	Score	RPI	S	Opponent	Score
11	A	Gonzaga	50 79	33	H	Arizona St.	61 53	78	A	Pacific	70 80	142	A	Portland	51 72
11	H	Gonzaga	48 66	38	A	BYU	58 71	78	H	Pacific	75 70	142	H	Portland	59 52
				38	H	BYU	60 45	87	H	Idaho	74 64	171	H	UC Irvine	79 55
				48	A	St. Mary's (CA)	68 71					177	A	San Francisco	74 78
				48	H	St. Mary's (CA)	80 70					177	H	San Francisco	76 58
				48	N	St. Mary's (CA)	58 60					191	A	Long Beach St.	68 51
												217	A	San Diego St.	48 45
												220	A	Northern Colo.	69 56
												223	A	Cal St. Fullerton	65 42
												229	H	Seattle	79 56
												232	A	Loyola Marymount	87 74
												232	H	Loyola Marymount	86 63
												246	A	Santa Clara	72 44
												246	H	Santa Clara	79 55
												265	A	San Jose St.	88 60
												268	A	Pepperdine	73 46
												268	H	Pepperdine	71 43
												310	H	Weber St.	75 55
LAST 12 Division I GAMES:															
				48	N	St. Mary's (CA)	58 60	246	A	Santa Clara	72 44				
				38	A	BYU	58 71	177	A	San Francisco	74 78				
				268	A	Pepperdine	73 46	48	A	St. Mary's (CA)	68 71				
				232	A	Loyola Marymount	87 74	78	A	Pacific	70 80				
				142	H	Portland	59 52	177	H	San Francisco	76 58				
				11	H	Gonzaga	48 66	246	H	Santa Clara	79 55				

Non-Div I Games: Hope Int'l 86 65

San Diego

■ Loss,
 ■ Non-Conf,
 ■ S Site,
 ■ Home
 ■ Away
 N Neutral

Average RPI Win:	204	WON-LOST	WINNING	LAST 10	STRENGTH OF	OPP. STRENGTH	TEAM	ADJ.	CONF.	ADJ CONF.
Average RPI Loss:	56	RECORD	PCT. RANK	GAMES	SCHEDULE	OF SCHEDULE	RPI	RPI	RPI	RPI
DIV. I ONLY	26- 7	26	10- 0	117	118	54	54	20	20	
DIV. I NON-CONF.	6- 6	148	0- 0	33	2	93	93	20	20	
TOTALS	RPI 1-25	RPI 26-50	W-L RECORDS	RPI 51-100	RPI 101-150	RPI 150+				
26- 7	0- 3	1- 1	OVERALL	4- 2	1- 0	20- 1				
16- 2	0- 1	0- 0	HOME	3- 1	1- 0	12- 0				
9- 3	0- 1	0- 1	AWAY	1- 0	0- 0	8- 1				
1- 2	0- 1	1- 0	NEUTRAL	0- 1	0- 0	0- 0				
6- 6	0- 3	1- 1	NON-CONFERENCE	1- 2	1- 0	3- 0				
4- 2	0- 1	0- 0	HOME	1- 1	1- 0	2- 0				
1- 2	0- 1	0- 1	AWAY	0- 0	0- 0	1- 0				
1- 2	0- 1	1- 0	NEUTRAL	0- 1	0- 0	0- 0				
20- 1	0- 0	0- 0	CONFERENCE	3- 0	0- 0	17- 1				
12- 0	0- 0	0- 0	HOME	2- 0	0- 0	10- 0				
8- 1	0- 0	0- 0	AWAY	1- 0	0- 0	7- 1				
0- 0	0- 0	0- 0	NEUTRAL	0- 0	0- 0	0- 0				

RPI 1-25				RPI 26-50				RPI 51-100 Team's RPI: 54				RPI 101+			
RPI	S	Opponent	Score	RPI	S	Opponent	Score	RPI	S	Opponent	Score	RPI	S	Opponent	Score
3	N	Stanford	59 83	30	A	Southern Miss.	74 76	57	H	South Fla.	60 55	127	H	Charlotte	78 73
15	A	LSU	46 69	49	N	South Dakota St.	84 59	60	A	Stetson	74 73	153	A	Northern Ky.	43 63
22	H	Saint Joseph's	64 76					60	H	Stetson	72 70	153	H	Northern Ky.	67 53
								60	H	Stetson	72 56	158	A	USC Upstate	76 69
								81	H	Virginia	56 85	158	H	USC Upstate	72 45
								90	N	TCU	47 68	165	A	FIU	75 55
												188	A	Mercer	69 57
												188	H	Mercer	99 57
												188	H	Mercer	64 47
												189	H	Saint Francis (PA)	75 68
												222	A	Jacksonville	62 43
												222	H	Jacksonville	56 49
												239	H	Bethune-Cookman	71 38
												287	A	East Tenn. St.	70 45
												287	H	East Tenn. St.	73 58
												306	A	Lipscomb	85 67
												306	H	Lipscomb	108 67
												306	H	Lipscomb	92 53
												324	A	Kennesaw St.	69 55
												324	H	Kennesaw St.	76 42
												339	A	North Florida	80 54
												339	H	North Florida	54 34
LAST 12 Division I GAMES:															
60	H	Stetson	72 70	339	A	North Florida	80 54								
188	H	Mercer	64 47	222	A	Jacksonville	62 43								
306	H	Lipscomb	92 53	324	H	Kennesaw St.	76 42								
60	A	Stetson	74 73	188	H	Mercer	99 57								
153	H	Northern Ky.	67 53	158	A	USC Upstate	76 69								
306	H	Lipscomb	108 67	287	A	East Tenn. St.	70 45								

Non-Div I Games:

FGCU

■ Loss,
 ■ Non-Conf,
 ■ S Site,
 ■ H Home
 ■ A Away
 N Neutral

Average RPI Win:	201	WON-LOST	WINNING	LAST 10	STRENGTH OF	OPP. STRENGTH	TEAM	ADJ.	CONF.	ADJ CONF.
Average RPI Loss:	102	RECORD	PCT. RANK	GAMES	SCHEDULE	OF SCHEDULE	RPI	RPI	RPI	RPI
DIV. I ONLY	22- 6	27	9- 1	130	158	55	55	15	15	
DIV. I NON-CONF.	10- 4	75	0- 0	84	95	58	58	16	16	
TOTALS	RPI 1-25	RPI 26-50	W-L RECORDS	RPI 51-100	RPI 101-150	RPI 150+				
22- 6	0- 2	0- 1	OVERALL	5- 1	3- 0	14- 2				
11- 3	0- 1	0- 0	HOME	2- 1	1- 0	8- 1				
11- 3	0- 1	0- 1	AWAY	3- 0	2- 0	6- 1				
0- 0	0- 0	0- 0	NEUTRAL	0- 0	0- 0	0- 0				
10- 4	0- 2	0- 1	NON-CONFERENCE	2- 0	3- 0	5- 1				
5- 2	0- 1	0- 0	HOME	1- 0	1- 0	3- 1				
5- 2	0- 1	0- 1	AWAY	1- 0	2- 0	2- 0				
0- 0	0- 0	0- 0	NEUTRAL	0- 0	0- 0	0- 0				
12- 2	0- 0	0- 0	CONFERENCE	3- 1	0- 0	9- 1				
6- 1	0- 0	0- 0	HOME	1- 1	0- 0	5- 0				
6- 1	0- 0	0- 0	AWAY	2- 0	0- 0	4- 1				
0- 0	0- 0	0- 0	NEUTRAL	0- 0	0- 0	0- 0				

RPI 1-25				RPI 26-50				RPI 51-100				Team's RPI: 55		RPI 101+			
RPI	S	Opponent	Score	RPI	S	Opponent	Score	RPI	S	Opponent	Score			RPI	S	Opponent	Score
1	H	Notre Dame	54 76	50	A	Villanova	54 55	58	H	Army	67 57			102	A	Temple	74 70
22	A	Saint Joseph's	52 60					70	A	Princeton	80 64			117	H	Drexel	46 44
								70	H	Princeton	53 84			137	A	Bucknell	69 61
								82	A	Harvard	63 50			162	A	La Salle	64 54
								82	H	Harvard	67 38			163	H	St. Francis Brooklyn	51 56
								96	A	Miami (FL)	67 66			202	A	Yale	62 48
														202	H	Yale	62 50
														214	A	Cornell	67 57
														214	H	Cornell	50 43
														267	A	Brown	70 54
														267	H	Brown	78 51
														297	H	Norfolk St.	79 49
														300	H	LIU Brooklyn	70 59
														305	A	Columbia	70 63
														305	H	Columbia	65 50
														307	A	Dartmouth	50 53
														307	H	Dartmouth	71 53
														314	A	Morgan St.	85 51
														330	H	NJIT	84 48
LAST 12 Division I GAMES:																	
70	A	Princeton	80 64	82	A	Harvard	63 50										
214	H	Cornell	50 43	267	H	Brown	78 51										
305	H	Columbia	65 50	202	H	Yale	62 50										
202	A	Yale	62 48	305	A	Columbia	70 63										
267	A	Brown	70 54	214	A	Cornell	67 57										
307	A	Dartmouth	50 53	82	H	Harvard	67 38										

Non-Div I Games:

Penn

Average RPI Win:	125	WON-LOST	WINNING	LAST 10	STRENGTH OF	OPP. STRENGTH	TEAM	ADJ.	CONF.	ADJ CONF.
Average RPI Loss:	49	RECORD	PCT. RANK	GAMES	SCHEDULE	OF SCHEDULE	RPI	RPI	RPI	RPI
DIV. I ONLY	17- 16	162	5- 5	9	44	56	56	5	5	
DIV. I NON-CONF.	6- 6	148	0- 0	8	54	55	55	3	3	
TOTALS	RPI 1-25	RPI 26-50	W-L RECORDS	RPI 51-100	RPI 101-150	RPI 150+				
17- 16	1- 5	3- 7	OVERALL	3- 1	5- 2	5- 1				
8- 6	0- 2	1- 3	HOME	2- 0	3- 0	2- 1				
6- 8	1- 2	1- 3	AWAY	1- 1	1- 2	2- 0				
3- 2	0- 1	1- 1	NEUTRAL	0- 0	1- 0	1- 0				
6- 6	1- 3	0- 2	NON-CONFERENCE	1- 0	1- 1	3- 0				
3- 2	0- 1	0- 1	HOME	1- 0	1- 0	1- 0				
2- 3	1- 1	0- 1	AWAY	0- 0	0- 1	1- 0				
1- 1	0- 1	0- 0	NEUTRAL	0- 0	0- 0	1- 0				
11- 10	0- 2	3- 5	CONFERENCE	2- 1	4- 1	2- 1				
5- 4	0- 1	1- 2	HOME	1- 0	2- 0	1- 1				
4- 5	0- 1	1- 2	AWAY	1- 1	1- 1	1- 0				
2- 1	0- 0	1- 1	NEUTRAL	0- 0	1- 0	0- 0				

RPI 1-25				RPI 26-50				RPI 51-100				RPI 101+			
RPI	S	Opponent	Score	RPI	S	Opponent	Score	RPI	S	Opponent	Score	RPI	S	Opponent	Score
3	A	Stanford	64 84	26	H	Syracuse	65 69	89	A	Washington	85 76	106	A	Colorado	80 77
3	H	Stanford	69 77	27	A	California	68 75	89	H	Washington	82 80	106	H	Colorado	70 60
11	H	Gonzaga	62 70	27	H	California	70 87	92	A	UCLA	72 79	109	A	Hawaii	66 77
12	N	West Virginia	66 88	27	N	California	91 83	97	H	Fresno St.	92 79	123	A	Oregon	66 82
16	A	Dayton	76 87	33	H	Arizona St.	85 78					123	H	Oregon	108 88
19	A	Nebraska	76 72	34	A	Southern California	79 75					123	N	Oregon	107 100
				35	A	Oregon St.	57 72					147	H	Cal St. Northridge	68 59
				35	H	Oregon St.	53 67					157	N	Ole Miss	79 65
				35	N	Oregon St.	60 70					185	A	Utah	83 73
				38	A	BYU	73 80					185	H	Utah	57 59
												229	A	Seattle	81 72
												256	H	Arizona	61 59
												304	H	UC Riverside	77 73
LAST 12 Division I GAMES:															
				35	N	Oregon St.	60 70	35	H	Oregon St.	53 67				
				27	N	California	91 83	106	A	Colorado	80 77				
				123	N	Oregon	107 100	185	A	Utah	83 73				
				3	A	Stanford	64 84	27	H	California	70 87				
				27	A	California	68 75	3	H	Stanford	69 77				
				123	H	Oregon	108 88	92	A	UCLA	72 79				

Non-Div I Games:

Washington St.

■ Loss,
■ Non-Conf,
■ S Site,
■ H Home
■ A Away
N Neutral

Average RPI Win:	168	WON-LOST	WINNING	LAST 10	STRENGTH OF	OPP. STRENGTH	TEAM	ADJ.	CONF.	ADJ CONF.
Average RPI Loss:	42	RECORD	PCT. RANK	GAMES	SCHEDULE	OF SCHEDULE	RPI	RPI	RPI	RPI
DIV. I ONLY	19- 12	101	8- 2	30	73	57	57	6	6	
DIV. I NON-CONF.	5- 6	173	0- 0	36	169	155	155	6	6	
TOTALS	RPI 1-25	RPI 26-50	W-L RECORDS	RPI 51-100	RPI 101-150	RPI 150+				
19- 12	0- 7	0- 1	OVERALL	4- 2	5- 1	10- 1				
10- 6	0- 4	0- 0	HOME	2- 1	2- 0	6- 1				
8- 4	0- 2	0- 0	AWAY	2- 1	2- 1	4- 0				
1- 2	0- 1	0- 1	NEUTRAL	0- 0	1- 0	0- 0				
5- 6	0- 2	0- 1	NON-CONFERENCE	1- 1	0- 1	4- 1				
4- 3	0- 2	0- 0	HOME	1- 0	0- 0	3- 1				
1- 2	0- 0	0- 0	AWAY	0- 1	0- 1	1- 0				
0- 1	0- 0	0- 1	NEUTRAL	0- 0	0- 0	0- 0				
14- 6	0- 5	0- 0	CONFERENCE	3- 1	5- 0	6- 0				
6- 3	0- 2	0- 0	HOME	1- 1	2- 0	3- 0				
7- 2	0- 2	0- 0	AWAY	2- 0	2- 0	3- 0				
1- 1	0- 1	0- 0	NEUTRAL	0- 0	1- 0	0- 0				

RPI	S	Opponent	Score	RPI	S	Opponent	Score	RPI	S	Opponent	Score	RPI	S	Opponent	Score
2	A	UConn	53 81	29	N	Oklahoma St.	56 75	51	A	Rutgers	60 51	102	A	Temple	72 69
2	H	UConn	38 63					51	H	Rutgers	53 66	102	H	Temple	64 51
8	A	Louisville	59 79					54	A	FGCU	55 60	102	N	Temple	72 44
8	H	Louisville	54 62					60	H	Stetson	72 68	134	A	Cincinnati	62 43
8	N	Louisville	56 60					99	A	SMU	76 62	134	H	Cincinnati	57 48
17	H	Middle Tenn.	62 68					99	H	SMU	72 51	145	A	Col. of Charleston	64 71
20	H	Maryland	70 78									164	H	Clemson	63 68
												181	A	Memphis	71 58
												181	H	Memphis	91 68
												212	A	UCF	63 38
												212	H	UCF	89 54
												222	H	Jacksonville	82 53
												236	A	Houston	77 54
												236	H	Houston	71 53
												253	H	N.C. Central	93 35
												283	A	Bradley	87 63
												290	H	Central Conn. St.	81 47
LAST 12 Division I GAMES:															
		8 N Louisville	56 60			134 A Cincinnati	62 43								
		102 N Temple	72 44			2 H UConn	38 63								
		51 A Rutgers	60 51			212 H UCF	89 54								
		99 H SMU	72 51			181 A Memphis	71 58								
		181 H Memphis	91 68			8 A Louisville	59 79								
		102 A Temple	72 69			236 H Houston	71 53								

Non-Div I Games:

South Fla.

A

A

y

UTEP

Through Games Of March 16, 2014

Average RPI Win:	186	WON-LOST	WINNING	LAST 10	STRENGTH OF	OPP. STRENGTH	TEAM	ADJ.	CONF.	ADJ CONF.
Average RPI Loss:	93	RECORD	PCT. RANK	GAMES	SCHEDULE	OF SCHEDULE	RPI	RPI	RPI	RPI
DIV. I ONLY	23- 7	34	7- 3	122	104	59	59	10	10	
DIV. I NON-CONF.	10- 2	38	0- 0	214	139	70	70	10	10	
TOTALS	RPI 1-25	RPI 26-50	W-L RECORDS	RPI 51-100	RPI 101-150	RPI 150+				
23- 7	0- 2	1- 2	OVERALL	2- 0	4- 1	16- 2				
16- 2	0- 0	1- 1	HOME	2- 0	1- 1	12- 0				
6- 4	0- 2	0- 0	AWAY	0- 0	3- 0	3- 2				
1- 1	0- 0	0- 1	NEUTRAL	0- 0	0- 0	1- 0				
10- 2	0- 1	0- 1	NON-CONFERENCE	1- 0	1- 0	8- 0				
8- 0	0- 0	0- 0	HOME	1- 0	1- 0	6- 0				
1- 1	0- 1	0- 0	AWAY	0- 0	0- 0	1- 0				
1- 1	0- 0	0- 1	NEUTRAL	0- 0	0- 0	1- 0				
13- 5	0- 1	1- 1	CONFERENCE	1- 0	3- 1	8- 2				
8- 2	0- 0	1- 1	HOME	1- 0	0- 1	6- 0				
5- 3	0- 1	0- 0	AWAY	0- 0	3- 0	2- 2				
0- 0	0- 0	0- 0	NEUTRAL	0- 0	0- 0	0- 0				

RPI 1-25				RPI 26-50				RPI 51-100				Team's RPI: 59	RPI 101+			
RPI	S	Opponent	Score	RPI	S	Opponent	Score	RPI	S	Opponent	Score		RPI	S	Opponent	Score
14	A	Texas A&M	58 74	30	H	Southern Miss.	86 85	94	H	East Carolina	81 74		105	A	Tulane	86 72
17	A	Middle Tenn.	58 69	30	H	Southern Miss.	70 84	99	H	SMU	76 71		127	H	Charlotte	86 92
				36	N	Georgia Tech	77 102						130	A	Old Dominion	65 55
													143	A	UAB	85 76
													150	H	Kansas St.	84 39
													165	H	FIU	83 62
													172	A	Rice	72 57
													183	H	Texas Southern	87 61
													186	A	UTSA	67 56
													186	H	UTSA	78 65
													192	A	Fla. Atlantic	62 98
													195	H	Texas St.	73 60
													196	N	Belmont	88 74
													205	H	Louisiana Tech	81 72
													205	H	Louisiana Tech	85 75
													208	H	Tulsa	97 66
													220	H	Northern Colo.	63 40
													233	A	North Texas	64 73
													270	H	Marshall	77 50
													274	H	Southeastern La.	87 65
													285	A	New Mexico St.	80 61
													285	H	New Mexico St.	94 69
													289	H	Northern Ariz.	92 43
LAST 12 Division I GAMES:																
				30	H	Southern Miss.	70 84	233	A	North Texas	64 73					
				205	H	Louisiana Tech	81 72	130	A	Old Dominion	65 55					
				192	A	Fla. Atlantic	62 98	165	H	FIU	83 62					
				172	A	Rice	72 57	205	H	Louisiana Tech	85 75					
				186	H	UTSA	78 65	105	A	Tulane	86 72					
				94	H	East Carolina	81 74	270	H	Marshall	77 50					

Non-Div I Games: Tex. Permian Basin 75 58

UTEP

■ Loss,
■ Non-Conf,
■ S Site,
■ H Home
■ A Away
N Neutral

Average RPI Win:	231	WON-LOST	WINNING	LAST 10	STRENGTH OF	OPP. STRENGTH	TEAM	ADJ.	CONF.	ADJ CONF.
Average RPI Loss:	58	RECORD	PCT. RANK	GAMES	SCHEDULE	OF SCHEDULE	RPI	RPI	RPI	RPI
DIV. I ONLY	25- 7	28	8- 2	167	218	60	60	20	20	
DIV. I NON-CONF.	7- 4	95	0- 0	57	158	53	53	20	20	
TOTALS	RPI 1-25	RPI 26-50	W-L RECORDS	RPI 51-100	RPI 101-150	RPI 150+				
25- 7	0- 0	0- 1	OVERALL	0- 6	2- 0	23- 0				
13- 1	0- 0	0- 0	HOME	0- 1	2- 0	11- 0				
11- 5	0- 0	0- 1	AWAY	0- 4	0- 0	11- 0				
1- 1	0- 0	0- 0	NEUTRAL	0- 1	0- 0	1- 0				
7- 4	0- 0	0- 1	NON-CONFERENCE	0- 3	2- 0	5- 0				
4- 0	0- 0	0- 0	HOME	0- 0	2- 0	2- 0				
3- 3	0- 0	0- 1	AWAY	0- 2	0- 0	3- 0				
0- 1	0- 0	0- 0	NEUTRAL	0- 1	0- 0	0- 0				
18- 3	0- 0	0- 0	CONFERENCE	0- 3	0- 0	18- 0				
9- 1	0- 0	0- 0	HOME	0- 1	0- 0	9- 0				
8- 2	0- 0	0- 0	AWAY	0- 2	0- 0	8- 0				
1- 0	0- 0	0- 0	NEUTRAL	0- 0	0- 0	1- 0				

RPI 1-25				RPI 26-50				RPI 51-100				Team's RPI: 60		RPI 101+			
RPI	S	Opponent	Score	RPI	S	Opponent	Score	RPI	S	Opponent	Score			RPI	S	Opponent	Score
				39	A	Florida St.	49 79	54	A	FGCU	56 72			119	H	Indiana St.	90 74
								54	A	FGCU	70 72			127	H	Charlotte	83 81
								54	H	FGCU	73 74			153	A	Northern Ky.	90 66
								57	A	South Fla.	68 72			153	H	Northern Ky.	74 57
								61	A	Oklahoma	60 78			158	A	USC Upstate	79 66
								85	N	N.C. A&T	68 73			158	H	USC Upstate	78 64
														158	N	USC Upstate	90 60
														178	A	Stephen F. Austin	84 77
														182	H	Nicholls St.	74 65
														187	A	Florida A&M	101 66
														188	A	Mercer	72 60
														188	H	Mercer	62 49
														222	A	Jacksonville	85 63
														222	H	Jacksonville	84 67
														239	A	Bethune-Cookman	77 63
														287	A	East Tenn. St.	80 55
														287	H	East Tenn. St.	91 62
														306	A	Lipscomb	82 47
														306	H	Lipscomb	112 88
														312	H	Murray St.	103 72
														324	A	Kennesaw St.	98 75
														324	H	Kennesaw St.	87 57
														324	H	Kennesaw St.	73 56
														339	A	North Florida	87 59
														339	H	North Florida	75 67
LAST 12 Division I GAMES:																	
				54	A	FGCU	70 72	222	A	Jacksonville	85 63						
				158	N	USC Upstate	90 60	339	A	North Florida	87 59						
				324	H	Kennesaw St.	73 56	188	H	Mercer	62 49						
				54	H	FGCU	73 74	324	H	Kennesaw St.	87 57						
				306	H	Lipscomb	112 88	287	A	East Tenn. St.	80 55						
				153	H	Northern Ky.	74 57	158	A	USC Upstate	79 66						

Non-Div I Games: Palm Beach Atl. 93 48

Stetson

■ Loss,
 ■ Non-Conf,
 ■ S Site,
 ■ Home
 ■ A Away
 N Neutral

Average RPI Win:	147	WON-LOST	WINNING	LAST 10	STRENGTH OF	OPP. STRENGTH	TEAM	ADJ.	CONF.	ADJ CONF.
Average RPI Loss:	39	RECORD	PCT. RANK	GAMES	SCHEDULE	OF SCHEDULE	RPI	RPI	RPI	RPI
DIV. I ONLY	18- 14	130	4- 6	17	46	61	61	4	4	
DIV. I NON-CONF.	9- 4	81	0- 0	27	105	48	48	5	5	
TOTALS	RPI 1-25	RPI 26-50	W-L RECORDS	RPI 51-100	RPI 101-150	RPI 150+				
18- 14	2- 8	2- 3	OVERALL	4- 2	4- 1	6- 0				
14- 5	2- 4	1- 1	HOME	4- 0	2- 0	5- 0				
4- 8	0- 3	1- 2	AWAY	0- 2	2- 1	1- 0				
0- 1	0- 1	0- 0	NEUTRAL	0- 0	0- 0	0- 0				
9- 4	1- 2	0- 1	NON-CONFERENCE	3- 1	1- 0	4- 0				
8- 2	1- 2	0- 0	HOME	3- 0	0- 0	4- 0				
1- 2	0- 0	0- 1	AWAY	0- 1	1- 0	0- 0				
0- 0	0- 0	0- 0	NEUTRAL	0- 0	0- 0	0- 0				
9- 10	1- 6	2- 2	CONFERENCE	1- 1	3- 1	2- 0				
6- 3	1- 2	1- 1	HOME	1- 0	2- 0	1- 0				
3- 6	0- 3	1- 1	AWAY	0- 1	1- 1	1- 0				
0- 1	0- 1	0- 0	NEUTRAL	0- 0	0- 0	0- 0				

RPI 1-25				RPI 26-50				RPI 51-100 Team's RPI: 61				RPI 101+			
RPI	S	Opponent	Score	RPI	S	Opponent	Score	RPI	S	Opponent	Score	RPI	S	Opponent	Score
4	H	Duke	85 94	29	A	Oklahoma St.	57 73	60	H	Stetson	78 60	113	A	Fairfield	79 51
7	A	Baylor	89 96	29	H	Oklahoma St.	81 74	66	H	Creighton	80 52	128	A	Kansas	81 71
7	H	Baylor	67 81	41	A	Marist	69 76	83	H	Wichita St.	89 70	128	H	Kansas	64 61
8	H	Louisville	92 97	42	A	Iowa St.	75 54	90	A	TCU	66 76	150	A	Kansas St.	78 86
11	H	Gonzaga	82 78	42	H	Iowa St.	75 82	90	H	TCU	63 52	150	H	Kansas St.	61 50
12	A	West Virginia	63 77					92	A	UCLA	76 82	254	H	Western Ill.	97 80
12	H	West Virginia	75 76									257	A	Texas Tech	68 38
24	A	Texas	74 79									257	H	Texas Tech	87 32
24	H	Texas	64 63									293	H	Samford	66 35
24	N	Texas	72 82									319	H	UMES	105 46
												333	H	Texas-Arlington	99 46
LAST 12 Division I GAMES:															
24	N	Texas	72 82	29	A	Oklahoma St.	57 73	12	H	West Virginia	75 76				
257	H	Texas Tech	87 32	128	A	Kansas	81 71	7	H	Baylor	67 81				
90	A	TCU	66 76	29	H	Oklahoma St.	81 74	150	A	Kansas St.	78 86				
7	A	Baylor	89 96												
128	H	Kansas	64 61												
24	H	Texas	64 63												

Non-Div I Games:

Oklahoma

■ Loss,
■ Non-Conf, S Site,
■ Home
■ Away
N Neutral

St. Bonaventure

Through Games Of March 16, 2014

Average RPI Win:	193	WON-LOST	WINNING	LAST 10	STRENGTH OF	OPP. STRENGTH	TEAM	ADJ.	CONF.	ADJ CONF.
Average RPI Loss:	86	RECORD	PCT. RANK	GAMES	SCHEDULE	OF SCHEDULE	RPI	RPI	RPI	RPI
DIV. I ONLY	23- 10	67	6- 4	109	105	62	62	9	9	
DIV. I NON-CONF.	11- 4	66	0- 0	178	161	75	75	9	9	
TOTALS	RPI 1-25	RPI 26-50	W-L RECORDS	RPI 51-100	RPI 101-150	RPI 150+				
23- 10	1- 3	1- 2	OVERALL	2- 2	4- 0	15- 3				
12- 1	1- 0	1- 0	HOME	2- 0	3- 0	5- 1				
8- 7	0- 3	0- 0	AWAY	0- 2	1- 0	7- 2				
3- 2	0- 0	0- 2	NEUTRAL	0- 0	0- 0	3- 0				
11- 4	0- 2	0- 1	NON-CONFERENCE	0- 0	2- 0	9- 1				
4- 1	0- 0	0- 0	HOME	0- 0	2- 0	2- 1				
5- 2	0- 2	0- 0	AWAY	0- 0	0- 0	5- 0				
2- 1	0- 0	0- 1	NEUTRAL	0- 0	0- 0	2- 0				
12- 6	1- 1	1- 1	CONFERENCE	2- 2	2- 0	6- 2				
8- 0	1- 0	1- 0	HOME	2- 0	1- 0	3- 0				
3- 5	0- 1	0- 0	AWAY	0- 2	1- 0	2- 2				
1- 1	0- 0	0- 1	NEUTRAL	0- 0	0- 0	1- 0				

RPI 1-25				RPI 26-50				RPI 51-100 Team's RPI: 62				RPI 101+			
RPI	S	Opponent	Score	RPI	S	Opponent	Score	RPI	S	Opponent	Score	RPI	S	Opponent	Score
2	A	UConn	39 88	37	H	Fordham	74 67	72	H	George Washington	74 64	110	H	Green Bay	68 62
16	A	Dayton	59 73	37	N	Fordham	32 73	79	A	Duquesne	65 73	113	H	Fairfield	74 59
18	A	North Carolina St.	47 70	41	N	Marist	51 68	79	H	Duquesne	63 62	124	A	Richmond	53 48
22	H	Saint Joseph's	73 67					100	A	VCU	57 74	124	H	Richmond	55 43
												154	H	Buffalo	76 71
												162	A	La Salle	49 55
												162	H	La Salle	58 35
												162	N	La Salle	54 42
												198	H	Toledo	62 64
												204	N	Boston U.	65 64
												210	A	Saint Louis	65 72
												210	H	Saint Louis	62 60
												213	A	Colgate	77 72
												225	A	Canisius	61 47
												262	H	Niagara	73 57
												281	H	George Mason	57 53
												282	N	Monmouth	61 55
												300	A	Kent St.	61 44
												313	A	Massachusetts	88 66
												321	A	UNC Greensboro	58 46
												328	A	Binghamton	63 54
												334	A	Rhode Island	63 55
LAST 12 Division I GAMES:															
				37	N	Fordham	32 73	79	H	Duquesne	63 62				
				162	N	La Salle	54 42	210	A	Saint Louis	65 72				
				162	A	La Salle	49 55	313	A	Massachusetts	88 66				
				72	H	George Washington	74 64	22	H	Saint Joseph's	73 67				
				281	H	George Mason	57 53	37	H	Fordham	74 67				
				100	A	VCU	57 74	124	A	Richmond	53 48				

Non-Div I Games:

St. Bonaventure

Loss, Non-Conf, S Site, H Home A Away N Neutral

Average RPI Win:	139	WON-LOST	WINNING	LAST 10	STRENGTH OF	OPP. STRENGTH	TEAM	ADJ.	CONF.	ADJ CONF.
Average RPI Loss:	58	RECORD	PCT. RANK	GAMES	SCHEDULE	OF SCHEDULE	RPI	RPI	RPI	RPI
DIV. I ONLY	19- 12	101	4- 6	53	13	63	63	1	1	
DIV. I NON-CONF.	10- 3	58	0- 0	292	82	122	122	1	1	
TOTALS	RPI 1-25	RPI 26-50	W-L RECORDS	RPI 51-100	RPI 101-150	RPI 150+				
19- 12	2- 5	3- 3	OVERALL	5- 1	0- 2	9- 1				
12- 4	1- 1	1- 2	HOME	4- 0	0- 1	6- 0				
5- 6	1- 3	1- 1	AWAY	0- 1	0- 1	3- 0				
2- 2	0- 1	1- 0	NEUTRAL	1- 0	0- 0	0- 1				
10- 3	0- 0	2- 1	NON-CONFERENCE	0- 0	0- 1	8- 1				
7- 1	0- 0	1- 1	HOME	0- 0	0- 0	6- 0				
2- 1	0- 0	0- 0	AWAY	0- 0	0- 1	2- 0				
1- 1	0- 0	1- 0	NEUTRAL	0- 0	0- 0	0- 1				
9- 9	2- 5	1- 2	CONFERENCE	5- 1	0- 1	1- 0				
5- 3	1- 1	0- 1	HOME	4- 0	0- 1	0- 0				
3- 5	1- 3	1- 1	AWAY	0- 1	0- 0	1- 0				
1- 1	0- 1	0- 0	NEUTRAL	1- 0	0- 0	0- 0				

RPI 1-25				RPI 26-50				RPI 51-100				Team's RPI: 63				RPI 101+			
RPI	S	Opponent	Score	RPI	S	Opponent	Score	RPI	S	Opponent	Score	RPI	S	Opponent	Score	RPI	S	Opponent	Score
5	A	Tennessee	69 89	28	H	St. John's (NY)	72 68	67	H	Auburn	87 69	104	H	Missouri	76 81				
6	A	South Carolina	55 69	35	N	Oregon St.	73 70	74	A	Arkansas	49 55	116	A	Virginia Tech	59 71				
10	A	Kentucky	83 73	39	H	Florida St.	68 76	74	H	Arkansas	59 52	157	A	Ole Miss	81 60				
10	H	Kentucky	86 80	43	A	Vanderbilt	73 68	77	H	Alabama	75 67	165	H	FIU	90 74				
10	N	Kentucky	70 75	47	A	Georgia	58 67	95	H	Mississippi St.	82 72	173	H	Georgetown	67 65				
14	H	Texas A&M	72 83	47	H	Georgia	62 68	95	N	Mississippi St.	71 67	189	H	Saint Francis (PA)	105 71				
15	A	LSU	68 82									216	N	Illinois St.	64 68				
												239	H	Bethune-Cookman	93 65				
												250	A	Troy	104 74				
												264	H	Tennessee St.	86 56				
												324	A	Kennesaw St.	83 62				
												339	H	North Florida	88 77				
LAST 12 Division I GAMES:																			
10	N	Kentucky	70 75	47	A	Georgia	58 67	10	H	Kentucky	86 80	74	A	Arkansas	49 55				
95	N	Mississippi St.	71 67	10	H	Kentucky	86 80	157	A	Ole Miss	81 60	77	H	Alabama	75 67				
14	H	Texas A&M	72 83	74	A	Arkansas	49 55	67	H	Auburn	87 69								
43	A	Vanderbilt	73 68																
6	A	South Carolina	55 69																
104	H	Missouri	76 81																

Non-Div I Games:

Florida

■ Loss,
 ■ Non-Conf,
 ■ S Site,
 ■ Home
 ■ A Away
 N Neutral

Average RPI Win: 199	WON-LOST	WINNING	LAST 10	STRENGTH OF	OPP. STRENGTH	TEAM	ADJ.	CONF.	ADJ CONF.
Average RPI Loss: 82	RECORD	PCT. RANK	GAMES	SCHEDULE	OF SCHEDULE	RPI	RPI	RPI	RPI
DIV. I ONLY	24- 7	31	7- 3	126	166	64	64	11	11
DIV. I NON-CONF.	8- 3	67	0- 0	155	272	98	98	11	11
TOTALS	RPI 1-25	RPI 26-50	W-L RECORDS	RPI 51-100	RPI 101-150	RPI 150+			
24- 7	0- 0	0- 1	OVERALL	2- 4	5- 1	17- 1			
13- 4	0- 0	0- 0	HOME	2- 2	3- 1	8- 1			
11- 3	0- 0	0- 1	AWAY	0- 2	2- 0	9- 0			
0- 0	0- 0	0- 0	NEUTRAL	0- 0	0- 0	0- 0			
8- 3	0- 0	0- 1	NON-CONFERENCE	0- 2	1- 0	7- 0			
4- 2	0- 0	0- 0	HOME	0- 2	1- 0	3- 0			
4- 1	0- 0	0- 1	AWAY	0- 0	0- 0	4- 0			
0- 0	0- 0	0- 0	NEUTRAL	0- 0	0- 0	0- 0			
16- 4	0- 0	0- 0	CONFERENCE	2- 2	4- 1	10- 1			
9- 2	0- 0	0- 0	HOME	2- 0	2- 1	5- 1			
7- 2	0- 0	0- 0	AWAY	0- 2	2- 0	5- 0			
0- 0	0- 0	0- 0	NEUTRAL	0- 0	0- 0	0- 0			

RPI 1-25				RPI 26-50				RPI 51-100				Team's RPI: 64		RPI 101+			
RPI	S	Opponent	Score	RPI	S	Opponent	Score	RPI	S	Opponent	Score			RPI	S	Opponent	Score
46	A	Minnesota	55 62					58	A	Army	48 54			111	A	Holy Cross	60 53
								58	H	Army	74 64			111	H	Holy Cross	64 57
								68	H	Iona	61 64			111	H	Holy Cross	56 75
								70	H	Princeton	57 73			135	H	Stony Brook	72 54
								71	A	American	50 63			137	A	Bucknell	94 92
								71	H	American	48 44			137	H	Bucknell	70 61
														152	A	Lafayette	67 53
														152	H	Lafayette	69 70
														168	H	Mt. St. Mary's	63 55
														204	A	Boston U.	68 57
														204	H	Boston U.	70 50
														213	A	Colgate	76 47
														213	H	Colgate	71 40
														219	H	Rider	75 64
														221	A	Towson	56 55
														230	A	Lehigh	73 61
														230	H	Lehigh	84 54
														230	H	Lehigh	79 59
														259	A	Oral Roberts	89 64
														267	H	Brown	81 61
														270	A	Marshall	72 68
														303	A	Loyola Maryland	74 50
														303	H	Loyola Maryland	67 44
														332	A	Saint Peter's	70 51
LAST 12 Division I GAMES:																	
111	H	Holy Cross	56 75	213	A	Colgate	76 47										
230	H	Lehigh	84 54	137	H	Bucknell	70 61										
303	A	Loyola Maryland	74 50	58	A	Army	48 54										
71	A	American	50 63	204	A	Boston U.	68 57										
111	H	Holy Cross	64 57	152	H	Lafayette	69 70										
230	H	Lehigh	79 59	71	H	American	48 44										

Non-Div I Games:

Navy

Average RPI Win: 222	WON-LOST	WINNING	LAST 10	STRENGTH OF	OPP. STRENGTH	TEAM	ADJ.	CONF.	ADJ CONF.
Average RPI Loss: 110	RECORD	PCT. RANK	GAMES	SCHEDULE	OF SCHEDULE	RPI	RPI	RPI	RPI
DIV. I ONLY	28- 4	10	10- 0	292	179	65	65	23	23
DIV. I NON-CONF.	9- 4	81	0- 0	221	48	100	100	24	24
TOTALS	RPI 1-25	RPI 26-50	W-L RECORDS	RPI 51-100	RPI 101-150	RPI 150+			
28- 4	0- 1	1- 1	OVERALL	1- 1	5- 0	21- 1			
12- 1	0- 0	1- 0	HOME	1- 1	2- 0	8- 0			
10- 3	0- 1	0- 1	AWAY	0- 0	2- 0	8- 1			
6- 0	0- 0	0- 0	NEUTRAL	0- 0	1- 0	5- 0			
9- 4	0- 1	1- 1	NON-CONFERENCE	0- 1	3- 0	5- 1			
4- 1	0- 0	1- 0	HOME	0- 1	2- 0	1- 0			
2- 3	0- 1	0- 1	AWAY	0- 0	1- 0	1- 1			
3- 0	0- 0	0- 0	NEUTRAL	0- 0	0- 0	3- 0			
19- 0	0- 0	0- 0	CONFERENCE	1- 0	2- 0	16- 0			
8- 0	0- 0	0- 0	HOME	1- 0	0- 0	7- 0			
8- 0	0- 0	0- 0	AWAY	0- 0	1- 0	7- 0			
3- 0	0- 0	0- 0	NEUTRAL	0- 0	1- 0	2- 0			

RPI 1-25				RPI 26-50				RPI 51-100 Team's RPI: 65				RPI 101+			
RPI	S	Opponent	Score	RPI	S	Opponent	Score	RPI	S	Opponent	Score	RPI	S	Opponent	Score
15	A	LSU	54 73	30	H	Southern Miss.	74 58	71	H	American	46 58	116	H	Virginia Tech	70 60
				36	A	Georgia Tech	70 89	85	H	N.C. A&T	54 51	117	A	Drexel	50 47
												148	A	Savannah St.	70 46
												148	N	Savannah St.	65 49
												150	H	Kansas St.	86 75
												155	A	Coppin St.	83 75
												155	H	Coppin St.	80 52
												155	N	Coppin St.	50 47
												161	N	Utah St.	98 88
												187	H	Florida A&M	70 67
												195	A	Texas St.	72 63
												239	H	Bethune-Cookman	43 35
												246	N	Santa Clara	70 48
												267	N	Brown	71 50
												278	A	Howard	59 52
												278	H	Howard	76 64
												278	N	Howard	71 55
												297	A	Norfolk St.	93 59
												297	H	Norfolk St.	83 54
												314	A	Morgan St.	90 46
												314	H	Morgan St.	99 45
												315	A	South Carolina St.	78 47
												317	A	UC Santa Barbara	62 66
												319	A	UMES	90 62
												319	H	UMES	54 35
												322	A	Delaware St.	79 39
LAST 12 Division I GAMES:															
				155	N	Coppin St.	50 47	278	A	Howard	59 52				
				148	N	Savannah St.	65 49	297	A	Norfolk St.	93 59				
				278	N	Howard	71 55	319	H	UMES	54 35				
				85	H	N.C. A&T	54 51	278	H	Howard	76 64				
				297	H	Norfolk St.	83 54	314	A	Morgan St.	90 46				
				319	A	UMES	90 62	155	A	Coppin St.	83 75				

Non-Div I Games:

Hampton

■ Loss,
 ■ Non-Conf, S Site,
 ■ Home
 ■ Away
 N Neutral

RPI S Opponent Score

RPI	S	Opponent	Score
332	H	Saint Peter's	64 37

H
a
m
p
t
o
n

H
a
m
p
t
o
n

Hampton

Average RPI Win:	141	WON-LOST	WINNING	LAST 10	STRENGTH OF	OPP. STRENGTH	TEAM	ADJ.	CONF.	ADJ CONF.
Average RPI Loss:	78	RECORD	PCT. RANK	GAMES	SCHEDULE	OF SCHEDULE	RPI	RPI	RPI	RPI
DIV. I ONLY	19- 13	110	6- 4	62	66	66	66	7	7	
DIV. I NON-CONF.	6- 6	148	0- 0	59	11	106	106	7	7	
TOTALS	RPI 1-25	RPI 26-50	W-L RECORDS	RPI 51-100	RPI 101-150	RPI 150+				
19- 13	1- 2	5- 4	OVERALL	1- 2	4- 3	8- 2				
12- 2	1- 0	4- 1	HOME	1- 0	2- 1	4- 0				
5- 9	0- 2	0- 2	AWAY	0- 2	1- 2	4- 1				
2- 2	0- 0	1- 1	NEUTRAL	0- 0	1- 0	0- 1				
6- 6	0- 1	3- 1	NON-CONFERENCE	0- 1	1- 1	2- 2				
4- 1	0- 0	2- 1	HOME	0- 0	1- 0	1- 0				
1- 4	0- 1	0- 0	AWAY	0- 1	0- 1	1- 1				
1- 1	0- 0	1- 0	NEUTRAL	0- 0	0- 0	0- 1				
13- 7	1- 1	2- 3	CONFERENCE	1- 1	3- 2	6- 0				
8- 1	1- 0	2- 0	HOME	1- 0	1- 1	3- 0				
4- 5	0- 1	0- 2	AWAY	0- 1	1- 1	3- 0				
1- 1	0- 0	0- 1	NEUTRAL	0- 0	1- 0	0- 0				

RPI 1-25				RPI 26-50				RPI 51-100 Team's RPI: 66				RPI 101+			
RPI	S	Opponent	Score	RPI	S	Opponent	Score	RPI	S	Opponent	Score	RPI	S	Opponent	Score
19	A	Nebraska	38 63	28	A	St. John's (NY)	48 67	61	A	Oklahoma	52 80	112	A	Butler	52 58
25	A	DePaul	66 80	28	H	St. John's (NY)	65 62	86	A	Marquette	71 73	112	H	Butler	59 67
25	H	DePaul	86 78	28	N	St. John's (NY)	63 68	86	H	Marquette	83 64	112	N	Butler	61 52
				35	N	Oregon St.	70 62					128	A	Kansas	66 74
				38	H	BYU	51 52					136	H	South Dakota	63 48
				46	H	Minnesota	63 52					138	A	Seton Hall	76 73
				49	H	South Dakota St.	68 63					138	H	Seton Hall	70 50
				50	A	Villanova	54 68					164	N	Clemson	52 56
				50	H	Villanova	65 58					167	A	Drake	55 62
LAST 12 Division I GAMES:															
				28	N	St. John's (NY)	63 68	260	A	Xavier	70 61	173	A	Georgetown	65 63
				112	N	Butler	61 52	247	H	Providence	85 64	173	H	Georgetown	75 61
				112	H	Butler	59 67	25	A	DePaul	66 80	234	A	UNLV	66 56
				86	A	Marquette	71 73	173	H	Georgetown	75 61	236	H	Houston	65 55
				138	H	Seton Hall	70 50	50	A	Villanova	54 68	247	A	Providence	97 65
				28	H	St. John's (NY)	65 62	138	A	Seton Hall	76 73	247	H	Providence	85 64
												260	A	Xavier	70 61
												260	H	Xavier	79 50

Non-Div I Games:

Creighton

■ Loss,
 ■ Non-Conf,
 ■ S Site,
 ■ H Home
 ■ A Away
 N Neutral

Average RPI Win:	142	WON-LOST	WINNING	LAST 10	STRENGTH OF	OPP. STRENGTH	TEAM	ADJ.	CONF.	ADJ CONF.
Average RPI Loss:	48	RECORD	PCT. RANK	GAMES	SCHEDULE	OF SCHEDULE	RPI	RPI	RPI	RPI
DIV. I ONLY	17- 14	137	6- 4	34	26	67	67	1	1	
DIV. I NON-CONF.	9- 4	81	0- 0	108	117	66	66	1	1	
TOTALS	RPI 1-25	RPI 26-50	W-L RECORDS	RPI 51-100	RPI 101-150	RPI 150+				
17- 14	0- 6	3- 4	OVERALL	6- 1	2- 2	6- 1				
9- 5	0- 3	2- 1	HOME	2- 0	1- 1	4- 0				
5- 7	0- 2	1- 2	AWAY	3- 1	0- 1	1- 1				
3- 2	0- 1	0- 1	NEUTRAL	1- 0	1- 0	1- 0				
9- 4	0- 0	1- 3	NON-CONFERENCE	1- 0	2- 1	5- 0				
6- 0	0- 0	1- 0	HOME	0- 0	1- 0	4- 0				
1- 3	0- 0	0- 2	AWAY	0- 0	0- 1	1- 0				
2- 1	0- 0	0- 1	NEUTRAL	1- 0	1- 0	0- 0				
8- 10	0- 6	2- 1	CONFERENCE	5- 1	0- 1	1- 1				
3- 5	0- 3	1- 1	HOME	2- 0	0- 1	0- 0				
4- 4	0- 2	1- 0	AWAY	3- 1	0- 0	0- 1				
1- 1	0- 1	0- 0	NEUTRAL	0- 0	0- 0	1- 0				

RPI 1-25				RPI 26-50				RPI 51-100				RPI 101+			
RPI	S	Opponent	Score	RPI	S	Opponent	Score	RPI	S	Opponent	Score	RPI	S	Opponent	Score
5	A	Tennessee	63 93	28	H	St. John's (NY)	69 55	63	A	Florida	69 87	102	A	Temple	74 78
6	H	South Carolina	66 72	42	N	Iowa St.	57 68	74	A	Arkansas	56 48	104	H	Missouri	58 68
10	H	Kentucky	71 73	43	A	Vanderbilt	68 62	77	A	Alabama	61 39	105	H	Tulane	62 52
14	H	Texas A&M	54 71	43	H	Vanderbilt	65 74	77	H	Alabama	70 65	132	N	Ball St.	67 51
14	N	Texas A&M	54 86	44	A	Chattanooga	52 80	92	N	UCLA	66 60	157	A	Ole Miss	71 73
15	A	LSU	60 71	46	A	Minnesota	54 67	95	A	Mississippi St.	82 74	157	N	Ole Miss	70 54
				47	H	Georgia	67 59	95	H	Mississippi St.	51 43	187	H	Florida A&M	92 55
LAST 12 Division I GAMES:															
		14 N Texas A&M	54 86			104 H Missouri	58 68								
		157 N Ole Miss	70 54			43 A Vanderbilt	68 62								
		157 A Ole Miss	71 73			95 H Mississippi St.	51 43								
		77 H Alabama	70 65			74 A Arkansas	56 48								
		47 H Georgia	67 59			14 H Texas A&M	54 71								
		5 A Tennessee	63 93			63 A Florida	69 87								

Non-Div I Games:

Auburn

■ Loss,
 ■ Non-Conf,
 ■ S Site,
 ■ H Home
 ■ A Away
 N Neutral

Average RPI Win: 217	WON-LOST	WINNING	LAST 10	STRENGTH OF	OPP. STRENGTH	TEAM	ADJ.	CONF.	ADJ CONF.
Average RPI Loss: 78	RECORD	PCT. RANK	GAMES	SCHEDULE	OF SCHEDULE	RPI	RPI	RPI	RPI
DIV. I ONLY	26- 5	16	7- 3	249	137	68	68	16	16
DIV. I NON-CONF.	7- 2	57	0- 0	194	77	73	73	15	15
TOTALS	RPI 1-25	RPI 26-50	W-L RECORDS	RPI 51-100	RPI 101-150	RPI 150+			
26- 5	0- 0	1- 3	OVERALL	4- 1	2- 0	19- 1			
13- 2	0- 0	0- 2	HOME	2- 0	1- 0	10- 0			
12- 2	0- 0	1- 1	AWAY	2- 0	1- 0	8- 1			
1- 1	0- 0	0- 0	NEUTRAL	0- 1	0- 0	1- 0			
7- 2	0- 0	0- 2	NON-CONFERENCE	2- 0	0- 0	5- 0			
4- 1	0- 0	0- 1	HOME	1- 0	0- 0	3- 0			
3- 1	0- 0	0- 1	AWAY	1- 0	0- 0	2- 0			
0- 0	0- 0	0- 0	NEUTRAL	0- 0	0- 0	0- 0			
19- 3	0- 0	1- 1	CONFERENCE	2- 1	2- 0	14- 1			
9- 1	0- 0	0- 1	HOME	1- 0	1- 0	7- 0			
9- 1	0- 0	1- 0	AWAY	1- 0	1- 0	6- 1			
1- 1	0- 0	0- 0	NEUTRAL	0- 1	0- 0	1- 0			

RPI 1-25				RPI 26-50				RPI 51-100				Team's RPI: 68		RPI 101+			
RPI	S	Opponent	Score	RPI	S	Opponent	Score	RPI	S	Opponent	Score			RPI	S	Opponent	Score
				28	A	St. John's (NY)	48 78	64	A	Navy	64 61			113	A	Fairfield	64 59
				32	H	Bowling Green	50 51	69	A	Quinnipiac	80 72			113	H	Fairfield	68 55
				41	A	Marist	73 71	69	H	Quinnipiac	95 86			212	A	UCF	78 66
				41	H	Marist	67 79	69	N	Quinnipiac	68 79			219	A	Rider	90 92
								78	H	Pacific	83 70			219	H	Rider	73 66
														225	A	Canisius	69 57
														225	H	Canisius	69 52
														238	A	Sacred Heart	86 62
														256	H	Arizona	82 75
														262	A	Niagara	94 84
														262	H	Niagara	78 62
														266	A	Manhattan	71 67
														266	H	Manhattan	70 52
														277	H	Wagner	74 59
														282	A	Monmouth	86 77
														282	H	Monmouth	60 59
														282	N	Monmouth	71 56
														291	A	Siena	80 66
														291	H	Siena	86 80
														305	H	Columbia	83 67
														332	A	Saint Peter's	65 61
														332	H	Saint Peter's	66 54
LAST 12 Division I GAMES:																	
				69	N	Quinnipiac	68 79	219	H	Rider	73 66						
				282	N	Monmouth	71 56	282	H	Monmouth	60 59						
				41	H	Marist	67 79	266	A	Manhattan	71 67						
				69	A	Quinnipiac	80 72	219	A	Rider	90 92						
				225	H	Canisius	69 52	291	A	Siena	80 66						
				262	H	Niagara	78 62	113	H	Fairfield	68 55						

Non-Div I Games:

Iona

■ Loss,
 ■ Non-Conf,
 ■ S Site,
 ■ H Home
 ■ A Away
 N Neutral

Quinnipiac

Through Games Of March 16, 2014

Average RPI Win:	226	WON-LOST	WINNING	LAST 10	STRENGTH OF	OPP. STRENGTH	TEAM	ADJ.	CONF.	ADJ CONF.
Average RPI Loss:	61	RECORD	PCT. RANK	GAMES	SCHEDULE	OF SCHEDULE	RPI	RPI	RPI	RPI
DIV. I ONLY	21- 12	93	7- 3	59	190	69	69	16	16	
DIV. I NON-CONF.	5- 5	148	0- 0	1	123	22	22	15	15	
TOTALS	RPI 1-25	RPI 26-50	W-L RECORDS	RPI 51-100	RPI 101-150	RPI 150+				
21- 12	0- 2	0- 4	OVERALL	3- 3	1- 3	17- 0				
10- 4	0- 1	0- 1	HOME	2- 1	0- 1	8- 0				
9- 7	0- 1	0- 2	AWAY	0- 2	1- 2	8- 0				
2- 1	0- 0	0- 1	NEUTRAL	1- 0	0- 0	1- 0				
5- 5	0- 2	0- 1	NON-CONFERENCE	2- 1	1- 1	2- 0				
3- 1	0- 1	0- 0	HOME	2- 0	0- 0	1- 0				
2- 4	0- 1	0- 1	AWAY	0- 1	1- 1	1- 0				
0- 0	0- 0	0- 0	NEUTRAL	0- 0	0- 0	0- 0				
16- 7	0- 0	0- 3	CONFERENCE	1- 2	0- 2	15- 0				
7- 3	0- 0	0- 1	HOME	0- 1	0- 1	7- 0				
7- 3	0- 0	0- 1	AWAY	0- 1	0- 1	7- 0				
2- 1	0- 0	0- 1	NEUTRAL	1- 0	0- 0	1- 0				

RPI 1-25			RPI 26-50			RPI 51-100			Team's RPI: 69	RPI 101+		
RPI	S	Opponent	Score	RPI	S	Opponent	Score	RPI	S	Opponent	Score	
8	A	Louisville	82 100	28	A	St. John's (NY)	66 76	68	A	Iona	86 95	103 A Albany (NY) 74 53
22	H	Saint Joseph's	69 84	41	A	Marist	81 100	68	H	Iona	72 80	111 A Holy Cross 71 84
				41	H	Marist	63 69	68	N	Iona	79 68	113 A Fairfield 71 72
				41	N	Marist	66 70	71	H	American	68 66	113 H Fairfield 52 61
								75	A	UT Martin	97 102	193 A Missouri St. 75 65
								85	H	N.C. A&T	77 63	219 A Rider 54 44
												219 H Rider 71 59
												225 A Canisius 65 55
												225 H Canisius 65 51
												225 N Canisius 72 61
												237 H Hartford 62 49
												262 A Niagara 93 78
												262 H Niagara 84 61
												266 A Manhattan 86 78
												266 H Manhattan 77 74
												282 A Monmouth 83 67
												282 H Monmouth 83 50
												291 A Siena 76 66
												291 H Siena 70 49
												332 A Saint Peter's 71 40
												332 H Saint Peter's 67 44
LAST 12 Division I GAMES:												
85	H	N.C. A&T	77 63	332	H	Saint Peter's	67 44					
41	N	Marist	66 70	291	A	Siena	76 66					
68	N	Iona	79 68	282	H	Monmouth	83 50					
225	N	Canisius	72 61	41	A	Marist	81 100					
266	A	Manhattan	86 78	225	H	Canisius	65 51					
68	H	Iona	72 80	282	A	Monmouth	83 67					

Non-Div I Games:

Quinnipiac

Loss, Non-Conf, S Site, H Home A Away N Neutral

Average RPI Win: 196	WON-LOST	WINNING	LAST 10	STRENGTH OF	OPP. STRENGTH	TEAM	ADJ.	CONF.	ADJ CONF.
Average RPI Loss: 107	RECORD	PCT. RANK	GAMES	SCHEDULE	OF SCHEDULE	RPI	RPI	RPI	RPI
DIV. I ONLY	20- 8	54	8- 2	151	114	70	70	15	15
DIV. I NON-CONF.	9- 5	92	0- 0	136	30	65	65	16	16
TOTALS	RPI 1-25	RPI 26-50	W-L RECORDS	RPI 51-100	RPI 101-150	RPI 150+			
20- 8	0- 1	1- 0	OVERALL	4- 4	2- 1	13- 2			
8- 3	0- 1	1- 0	HOME	0- 2	1- 0	6- 0			
11- 5	0- 0	0- 0	AWAY	3- 2	1- 1	7- 2			
1- 0	0- 0	0- 0	NEUTRAL	1- 0	0- 0	0- 0			
9- 5	0- 1	1- 0	NON-CONFERENCE	2- 2	2- 1	4- 1			
3- 1	0- 1	1- 0	HOME	0- 0	1- 0	1- 0			
5- 4	0- 0	0- 0	AWAY	1- 2	1- 1	3- 1			
1- 0	0- 0	0- 0	NEUTRAL	1- 0	0- 0	0- 0			
11- 3	0- 0	0- 0	CONFERENCE	2- 2	0- 0	9- 1			
5- 2	0- 0	0- 0	HOME	0- 2	0- 0	5- 0			
6- 1	0- 0	0- 0	AWAY	2- 0	0- 0	4- 1			
0- 0	0- 0	0- 0	NEUTRAL	0- 0	0- 0	0- 0			

RPI 1-25				RPI 26-50				RPI 51-100				Team's RPI: 70	RPI 101+			
RPI	S	Opponent	Score	RPI	S	Opponent	Score	RPI	S	Opponent	Score		RPI	S	Opponent	Score
22	H	Saint Joseph's	65 74	41	H	Marist	81 58	51	A	Rutgers	65 79		117	A	Drexel	66 59
								55	A	Penn	84 53		118	H	Delaware	84 80
								55	H	Penn	64 80		123	A	Oregon	90 110
								64	A	Navy	73 57		173	A	Georgetown	64 66
								77	N	Alabama	79 59		202	A	Yale	85 63
								81	A	Virginia	57 69		202	H	Yale	96 75
								82	A	Harvard	69 64		214	A	Cornell	71 56
								82	H	Harvard	68 78		214	H	Cornell	69 46
													216	H	Illinois St.	65 39
													219	A	Rider	75 62
													267	A	Brown	58 61
													267	H	Brown	81 70
													272	A	Portland St.	94 76
													305	A	Columbia	70 41
													305	H	Columbia	92 48
													307	A	Dartmouth	87 46
													307	H	Dartmouth	76 53
													328	A	Binghamton	75 49
LAST 12 Division I GAMES:																
				55	H	Penn	64 80	307	A	Dartmouth	87 46					
				305	H	Columbia	92 48	202	H	Yale	96 75					
				214	H	Cornell	69 46	267	H	Brown	81 70					
				267	A	Brown	58 61	214	A	Cornell	71 56					
				202	A	Yale	85 63	305	A	Columbia	70 41					
				82	A	Harvard	69 64	307	H	Dartmouth	76 53					

Non-Div I Games:

Princeton

■ Loss,
■ Non-Conf, S Site,
■ Home
■ Away
N Neutral

Average RPI Win:	201	WON-LOST	WINNING	LAST 10	STRENGTH OF	OPP. STRENGTH	TEAM	ADJ.	CONF.	ADJ CONF.
Average RPI Loss:	77	RECORD	PCT. RANK	GAMES	SCHEDULE	OF SCHEDULE	RPI	RPI	RPI	RPI
DIV. I ONLY	22- 9	55	8- 2	131	130	71	71	11	11	
DIV. I NON-CONF.	7- 4	95	0- 0	204	207	115	115	11	11	
TOTALS	RPI 1-25	RPI 26-50	W-L RECORDS	RPI 51-100	RPI 101-150	RPI 150+				
22- 9	0- 0	0- 1	OVERALL	2- 6	4- 1	16- 1				
12- 3	0- 0	0- 0	HOME	1- 1	2- 1	9- 1				
10- 6	0- 0	0- 1	AWAY	1- 5	2- 0	7- 0				
0- 0	0- 0	0- 0	NEUTRAL	0- 0	0- 0	0- 0				
7- 4	0- 0	0- 1	NON-CONFERENCE	1- 2	1- 0	5- 1				
4- 1	0- 0	0- 0	HOME	0- 0	1- 0	3- 1				
3- 3	0- 0	0- 1	AWAY	1- 2	0- 0	2- 0				
0- 0	0- 0	0- 0	NEUTRAL	0- 0	0- 0	0- 0				
15- 5	0- 0	0- 0	CONFERENCE	1- 4	3- 1	11- 0				
8- 2	0- 0	0- 0	HOME	1- 1	1- 1	6- 0				
7- 3	0- 0	0- 0	AWAY	0- 3	2- 0	5- 0				
0- 0	0- 0	0- 0	NEUTRAL	0- 0	0- 0	0- 0				

RPI 1-25				RPI 26-50				RPI 51-100				Team's RPI: 71		RPI 101+			
RPI	S	Opponent	Score	RPI	S	Opponent	Score	RPI	S	Opponent	Score			RPI	S	Opponent	Score
				37	A	Fordham	62 66							111	A	Holy Cross	58 53
								58	A	Army	60 64			111	H	Holy Cross	60 63
								58	A	Army	55 68			117	H	Drexel	47 41
								58	H	Army	63 64			137	A	Bucknell	67 53
								64	A	Navy	44 48			137	H	Bucknell	77 40
								64	H	Navy	63 50			152	A	Lafayette	72 57
								65	A	Hampton	58 46			152	H	Lafayette	51 49
								69	A	Quinnipiac	66 68			152	H	Lafayette	72 61
								72	A	George Washington	64 77			152	H	Lafayette	64 42
														155	A	Coppin St.	61 64
														168	H	Mt. St. Mary's	63 56
														204	A	Boston U.	69 44
														204	H	Boston U.	75 57
														213	A	Colgate	72 55
														213	H	Colgate	69 56
														230	A	Lehigh	70 61
														230	H	Lehigh	52 34
														303	A	Loyola Maryland	63 38
														303	H	Loyola Maryland	77 54
														307	H	Dartmouth	82 59
														313	H	Massachusetts	76 69
														319	H	UMES	60 39
														341	A	UMBC	
LAST 12 Division I GAMES:																	
				58	A	Army	55 68					152	H	Lafayette	72 61		
				152	H	Lafayette	51 49					230	A	Lehigh	69 56		
				137	A	Bucknell	67 53					213	A	Colgate	75 57		
				64	H	Navy	63 50					303	H	Loyola Maryland	63 38		
				58	A	Army	60 64					111	A	Holy Cross	58 53		
				204	H	Boston U.	69 44					64	A	Navy	44 48		

Non-Div I Games:

American

■ Loss,
 ■ Non-Conf, S Site,
 ■ Home
 ■ Away
 N Neutral

Average RPI Win:	179	WON-LOST	WINNING	LAST 10	STRENGTH OF	OPP. STRENGTH	TEAM	ADJ.	CONF.	ADJ CONF.
Average RPI Loss:	78	RECORD	PCT. RANK	GAMES	SCHEDULE	OF SCHEDULE	RPI	RPI	RPI	RPI
DIV. I ONLY	20- 10	78	7- 3	89	94	72	72	9	9	
DIV. I NON-CONF.	8- 4	87	0- 0	123	151	112	112	9	9	
TOTALS	RPI 1-25	RPI 26-50	W-L RECORDS	RPI 51-100	RPI 101-150	RPI 150+				
20- 10	3- 4	1- 2	OVERALL	4- 1	1- 0	11- 3				
13- 3	1- 1	1- 0	HOME	3- 0	0- 0	8- 2				
5- 5	1- 2	0- 1	AWAY	1- 1	1- 0	2- 1				
2- 2	1- 1	0- 1	NEUTRAL	0- 0	0- 0	1- 0				
8- 4	0- 1	1- 1	NON-CONFERENCE	2- 0	0- 0	5- 2				
7- 1	0- 0	1- 0	HOME	2- 0	0- 0	4- 1				
0- 2	0- 1	0- 0	AWAY	0- 0	0- 0	0- 1				
1- 1	0- 0	0- 1	NEUTRAL	0- 0	0- 0	1- 0				
12- 6	3- 3	0- 1	CONFERENCE	2- 1	1- 0	6- 1				
6- 2	1- 1	0- 0	HOME	1- 0	0- 0	4- 1				
5- 3	1- 1	0- 1	AWAY	1- 1	1- 0	2- 0				
1- 1	1- 1	0- 0	NEUTRAL	0- 0	0- 0	0- 0				

RPI 1-25				RPI 26-50				RPI 51-100				Team's RPI: 72				RPI 101+			
RPI	S	Opponent	Score	RPI	S	Opponent	Score	RPI	S	Opponent	Score	RPI	S	Opponent	Score	RPI	S	Opponent	Score
16	A	Dayton	69 90	27	H	California	75 72	62	A	St. Bonaventure	64 74	124	A	Richmond	72 58				
16	H	Dayton	88 79	37	A	Fordham	58 67	71	H	American	77 64	158	H	USC Upstate	83 56				
16	N	Dayton	68 89	47	N	Georgia	60 80	79	A	Duquesne	80 68	162	H	La Salle	68 77				
20	A	Maryland	51 87					85	H	N.C. A&T	80 54	173	A	Georgetown	57 78				
22	A	Saint Joseph's	74 67					100	H	VCU	80 62	210	H	Saint Louis	84 61				
22	H	Saint Joseph's	69 75									221	H	Towson	67 68				
22	N	Saint Joseph's	82 79									244	H	Jackson St.	101 73				
												281	A	George Mason	94 68				
												281	H	George Mason	72 56				
												286	N	Jacksonville St.	100 71				
												303	H	Loyola Maryland	56 50				
												313	A	Massachusetts	89 76				
												313	H	Massachusetts	78 54				
												314	H	Morgan St.	75 60				
												334	H	Rhode Island	83 68				
LAST 12 Division I GAMES:																			
16	N	Dayton	68 89	100	H	VCU	80 62												
22	N	Saint Joseph's	82 79	37	A	Fordham	58 67												
16	H	Dayton	88 79	79	A	Duquesne	80 68												
62	A	St. Bonaventure	64 74	334	H	Rhode Island	83 68												
124	A	Richmond	72 58	313	A	Massachusetts	89 76												
313	H	Massachusetts	78 54	162	H	La Salle	68 77												

Non-Div I Games: Bluefield St. 114 55

George Washington

■ Loss,
 ■ Non-Conf, S Site,
 ■ Home
 ■ Away
 N Neutral

Average RPI Win:	212	WON-LOST	WINNING	LAST 10	STRENGTH OF	OPP. STRENGTH	TEAM	ADJ.	CONF.	ADJ CONF.
Average RPI Loss:	111	RECORD	PCT. RANK	GAMES	SCHEDULE	OF SCHEDULE	RPI	RPI	RPI	RPI
DIV. I ONLY	23- 7	34	7- 3	199	168	73	73	18	18	
DIV. I NON-CONF.	6- 3	87	0- 0	209	85	120	120	22	22	
TOTALS	RPI 1-25	RPI 26-50	W-L RECORDS	RPI 51-100	RPI 101-150	RPI 150+				
23- 7	0- 0	0- 2	OVERALL	1- 2	3- 2	19- 1				
12- 1	0- 0	0- 0	HOME	1- 0	1- 1	10- 0				
9- 3	0- 0	0- 0	AWAY	0- 1	1- 1	8- 1				
2- 3	0- 0	0- 2	NEUTRAL	0- 1	1- 0	1- 0				
6- 3	0- 0	0- 2	NON-CONFERENCE	0- 0	1- 1	5- 0				
3- 1	0- 0	0- 0	HOME	0- 0	0- 1	3- 0				
3- 0	0- 0	0- 0	AWAY	0- 0	1- 0	2- 0				
0- 2	0- 0	0- 2	NEUTRAL	0- 0	0- 0	0- 0				
17- 4	0- 0	0- 0	CONFERENCE	1- 2	2- 1	14- 1				
9- 0	0- 0	0- 0	HOME	1- 0	1- 0	7- 0				
6- 3	0- 0	0- 0	AWAY	0- 1	0- 1	6- 1				
2- 1	0- 0	0- 0	NEUTRAL	0- 1	1- 0	1- 0				

[illegible]

Non-Div I Games:	UC-Colo. Springs	87	82	South Dakota Mines	67	47
------------------	------------------	----	----	--------------------	----	----

Colorado St.

Loss, Non-Conf, S Site, H Home A Away N Neutral

Arkansas

Through Games Of March 16, 2014

Average RPI Win:	174	WON-LOST	WINNING	LAST 10	STRENGTH OF	OPP. STRENGTH	TEAM	ADJ.	CONF.	ADJ CONF.
Average RPI Loss:	47	RECORD	PCT. RANK	GAMES	SCHEDULE	OF SCHEDULE	RPI	RPI	RPI	RPI
DIV. I ONLY	19- 11	94	4- 6	67	67	74	74	1	1	
DIV. I NON-CONF.	13- 0	1	0- 0	270	271	43	43	1	1	
TOTALS	RPI 1-25	RPI 26-50	W-L RECORDS	RPI 51-100	RPI 101-150	RPI 150+				
19- 11	2- 5	0- 2	OVERALL	2- 3	4- 0	11- 1				
14- 4	1- 1	0- 1	HOME	2- 2	2- 0	9- 0				
3- 6	1- 4	0- 1	AWAY	0- 1	2- 0	0- 0				
2- 1	0- 0	0- 0	NEUTRAL	0- 0	0- 0	2- 1				
13- 0	1- 0	0- 0	NON-CONFERENCE	0- 0	2- 0	10- 0				
10- 0	1- 0	0- 0	HOME	0- 0	1- 0	8- 0				
1- 0	0- 0	0- 0	AWAY	0- 0	1- 0	0- 0				
2- 0	0- 0	0- 0	NEUTRAL	0- 0	0- 0	2- 0				
6- 11	1- 5	0- 2	CONFERENCE	2- 3	2- 0	1- 1				
4- 4	0- 1	0- 1	HOME	2- 2	1- 0	1- 0				
2- 6	1- 4	0- 1	AWAY	0- 1	1- 0	0- 0				
0- 1	0- 0	0- 0	NEUTRAL	0- 0	0- 0	0- 1				

RPI 1-25				RPI 26-50				RPI 51-100 Team's RPI: 74				RPI 101+			
RPI	S	Opponent	Score	RPI	S	Opponent	Score	RPI	S	Opponent	Score	RPI	S	Opponent	Score
5	A	Tennessee	60 70	43	H	Vanderbilt	50 56	63	A	Florida	52 59	104	A	Missouri	69 66
6	A	South Carolina	49 67	47	A	Georgia	58 60	63	H	Florida	55 49	104	H	Missouri	72 70
6	H	South Carolina	51 55					67	H	Auburn	48 56	128	A	Kansas	64 53
10	A	Kentucky	58 68					77	H	Alabama	75 55	141	H	Northwestern St.	74 53
14	A	Texas A&M	54 77					95	H	Mississippi St.	50 54	156	H	Furman	74 45
15	A	LSU	57 53									157	H	Ole Miss	68 65
17	H	Middle Tenn.	66 51									157	N	Ole Miss	62 63
												193	H	Missouri St.	78 44
												208	H	Tulsa	81 43
												242	H	Sam Houston St.	81 45
												244	H	Western Mich.	61 46
												252	H	Tennessee Tech	79 53
												259	H	Oral Roberts	91 33
												302	H	Mississippi Val.	100 54
												311	N	Southeast Mo. St.	88 37
												328	N	Binghamton	72 23
LAST 12 Division I GAMES:															
157	N	Ole Miss	62 63	6	A	South Carolina	49 67								
104	H	Missouri	72 70	63	H	Florida	55 49								
14	A	Texas A&M	54 77	67	H	Auburn	48 56								
15	A	LSU	57 53	5	A	Tennessee	60 70								
43	H	Vanderbilt	50 56	10	A	Kentucky	58 68								
77	H	Alabama	75 55	157	H	Ole Miss	68 65								

Non-Div I Games:

Arkansas

■ Loss,
■ Non-Conf, S Site,
■ Home
■ Away
N Neutral

U
T
M
a
r
t
i
nU
T
M
a
r
t
i
n

UT Martin

Page 77

Average RPI Win: 207	WON-LOST	WINNING	LAST 10	STRENGTH OF	OPP. STRENGTH	TEAM	ADJ.	CONF.	ADJ CONF.
Average RPI Loss: 101	RECORD	PCT. RANK	GAMES	SCHEDULE	OF SCHEDULE	RPI	RPI	RPI	RPI
DIV. I ONLY	22- 9	55	9- 1	157	152	76	76	12	12
DIV. I NON-CONF.	5- 5	148	0- 0	163	183	162	162	13	13
TOTALS	RPI 1-25	RPI 26-50	W-L RECORDS	RPI 51-100	RPI 101-150	RPI 150+			
22- 9	0- 1	1- 3	OVERALL	0- 1	3- 2	18- 2			
11- 2	0- 0	0- 2	HOME	0- 0	1- 0	10- 0			
8- 6	0- 1	0- 1	AWAY	0- 1	1- 2	7- 1			
3- 1	0- 0	1- 0	NEUTRAL	0- 0	1- 0	1- 1			
5- 5	0- 1	0- 0	NON-CONFERENCE	0- 1	0- 2	5- 1			
4- 0	0- 0	0- 0	HOME	0- 0	0- 0	4- 0			
1- 4	0- 1	0- 0	AWAY	0- 1	0- 2	1- 0			
0- 1	0- 0	0- 0	NEUTRAL	0- 0	0- 0	0- 1			
17- 4	0- 0	1- 3	CONFERENCE	0- 0	3- 0	13- 1			
7- 2	0- 0	0- 2	HOME	0- 0	1- 0	6- 0			
7- 2	0- 0	0- 1	AWAY	0- 0	1- 0	6- 1			
3- 0	0- 0	1- 0	NEUTRAL	0- 0	1- 0	1- 0			

RPI 1-25				RPI 26-50				RPI 51-100				Team's RPI: 76	RPI 101+			
RPI	S	Opponent	Score	RPI	S	Opponent	Score	RPI	S	Opponent	Score		RPI	S	Opponent	Score
16	A	Dayton	80 94	32	A	Bowling Green	65 81	91	A	Wright St.	80 90		122	A	Cal Poly	74 84
				32	H	Bowling Green	76 77						132	A	Ball St.	87 64
				40	H	Central Mich.	83 109						132	H	Ball St.	87 78
				40	N	Central Mich.	85 69						132	N	Ball St.	79 68
													134	A	Cincinnati	70 86
													154	A	Buffalo	79 71
													154	H	Buffalo	101 92
													175	N	UC Davis	58 71
													192	H	Fla. Atlantic	98 69
													198	A	Toledo	82 62
													198	N	Toledo	83 69
													199	A	Eastern Mich.	101 79
													211	H	Youngstown St.	91 75
													225	A	Canisius	72 56
													226	A	Northern Ill.	71 67
													226	H	Northern Ill.	89 75
													241	A	Ohio	88 76
													241	H	Ohio	80 56
													244	H	Western Mich.	79 66
													252	H	Tennessee Tech	118 71
													269	A	Miami (OH)	76 79
													269	H	Miami (OH)	88 63
													281	H	George Mason	88 70
													300	A	Kent St.	80 66
													300	H	Kent St.	77 51
LAST 12 Division I GAMES:																
				132	N	Ball St.	79 68	269	H	Miami (OH)	88 63					
				40	N	Central Mich.	85 69	241	A	Ohio	88 76					
				198	N	Toledo	83 69	226	H	Northern Ill.	89 75					
				32	H	Bowling Green	76 77	132	A	Ball St.	87 64					
				154	A	Buffalo	79 71	244	H	Western Mich.	79 66					
				300	A	Kent St.	80 66	226	A	Northern Ill.	71 67					

Non-Div I Games: Rochester College 86 43

Akron

■ Loss,
 ■ Non-Conf, S Site,
 ■ Home
 ■ Away
 N Neutral

Alabama

Through Games Of March 16, 2014

Average RPI Win:	146	WON-LOST	WINNING	LAST 10	STRENGTH OF	OPP. STRENGTH	TEAM	ADJ.	CONF.	ADJ CONF.
Average RPI Loss:	37	RECORD	PCT. RANK	GAMES	SCHEDULE	OF SCHEDULE	RPI	RPI	RPI	RPI
DIV. I ONLY	14- 16	185	4- 6	14	20	77	77	1	1	
DIV. I NON-CONF.	7- 6	142	0- 0	61	116	113	113	1	1	
TOTALS	RPI 1-25	RPI 26-50	W-L RECORDS	RPI 51-100	RPI 101-150	RPI 150+				
14- 16	2- 8	2- 2	OVERALL	1- 6	2- 0	7- 0				
9- 5	1- 3	1- 0	HOME	1- 2	1- 0	5- 0				
3- 9	1- 4	1- 2	AWAY	0- 3	1- 0	0- 0				
2- 2	0- 1	0- 0	NEUTRAL	0- 1	0- 0	2- 0				
7- 6	0- 2	0- 2	NON-CONFERENCE	0- 2	1- 0	6- 0				
5- 1	0- 0	0- 0	HOME	0- 1	1- 0	4- 0				
0- 4	0- 2	0- 2	AWAY	0- 0	0- 0	0- 0				
2- 1	0- 0	0- 0	NEUTRAL	0- 1	0- 0	2- 0				
7- 10	2- 6	2- 0	CONFERENCE	1- 4	1- 0	1- 0				
4- 4	1- 3	1- 0	HOME	1- 1	0- 0	1- 0				
3- 5	1- 2	1- 0	AWAY	0- 3	1- 0	0- 0				
0- 1	0- 1	0- 0	NEUTRAL	0- 0	0- 0	0- 0				

RPI 1-25				RPI 26-50				RPI 51-100 Team's RPI: 77				RPI 101+			
RPI	S	Opponent	Score	RPI	S	Opponent	Score	RPI	S	Opponent	Score	RPI	S	Opponent	Score
4	A	Duke	57 92	43	A	Vanderbilt	66 62	63	A	Florida	67 75	104	A	Missouri	59 56
5	H	Tennessee	54 64	44	A	Chattanooga	70 82	67	A	Auburn	65 70	140	H	Wisconsin	70 62
6	A	South Carolina	51 77	47	H	Georgia	69 66	67	H	Auburn	39 61	155	N	Coppin St.	82 60
10	A	Kentucky	57 55	48	A	St. Mary's (CA)	76 86	70	N	Princeton	59 79	157	H	Ole Miss	93 79
10	H	Kentucky	63 85					74	A	Arkansas	55 75	222	H	Jacksonville	75 62
14	A	Texas A&M	58 73					75	H	UT Martin	57 75	223	N	Cal St. Fullerton	69 54
14	H	Texas A&M	46 71					95	H	Mississippi St.	72 64	236	H	Houston	51 44
15	H	LSU	78 60									250	H	Troy	113 105
15	N	LSU	65 78									344	H	Alabama A&M	60 32
19	A	Nebraska	48 62												
LAST 12 Division I GAMES:															
15	N	LSU	65 78	74	A	Arkansas	55 75								
15	H	LSU	78 60	104	A	Missouri	59 56								
67	A	Auburn	65 70	5	H	Tennessee	54 64								
43	A	Vanderbilt	66 62	63	A	Florida	67 75								
95	H	Mississippi St.	72 64	47	H	Georgia	69 66								
14	H	Texas A&M	46 71	10	A	Kentucky	57 55								

Non-Div I Games:

Alabama

■ Loss,
 ■ Non-Conf, S Site,
 ■ Home
 ■ Away
 N Neutral

Pacific

Through Games Of March 16, 2014

Average RPI Win:	165	WON-LOST	WINNING	LAST 10	STRENGTH OF	OPP. STRENGTH	TEAM	ADJ.	CONF.	ADJ CONF.
Average RPI Loss:	67	RECORD	PCT. RANK	GAMES	SCHEDULE	OF SCHEDULE	RPI	RPI	RPI	RPI
DIV. I ONLY	16- 12	120	7- 3	54	82	78	78	8	8	
DIV. I NON-CONF.	3- 5	225	0- 0	44	33	160	160	8	8	
TOTALS	RPI 1-25	RPI 26-50	W-L RECORDS	RPI 51-100	RPI 101-150	RPI 150+				
16- 12	0- 2	3- 5	OVERALL	1- 2	3- 2	9- 1				
7- 5	0- 1	1- 1	HOME	1- 0	0- 2	5- 1				
7- 5	0- 1	2- 2	AWAY	0- 2	1- 0	4- 0				
2- 2	0- 0	0- 2	NEUTRAL	0- 0	2- 0	0- 0				
3- 5	0- 0	0- 3	NON-CONFERENCE	0- 1	1- 1	2- 0				
2- 1	0- 0	0- 0	HOME	0- 0	0- 1	2- 0				
0- 3	0- 0	0- 2	AWAY	0- 1	0- 0	0- 0				
1- 1	0- 0	0- 1	NEUTRAL	0- 0	1- 0	0- 0				
13- 7	0- 2	3- 2	CONFERENCE	1- 1	2- 1	7- 1				
5- 4	0- 1	1- 1	HOME	1- 0	0- 1	3- 1				
7- 2	0- 1	2- 0	AWAY	0- 1	1- 0	4- 0				
1- 1	0- 0	0- 1	NEUTRAL	0- 0	1- 0	0- 0				

RPI 1-25				RPI 26-50				RPI 51-100				Team's RPI: 78	RPI 101+			
RPI	S	Opponent	Score	RPI	S	Opponent	Score	RPI	S	Opponent	Score		RPI	S	Opponent	Score
11	A	Gonzaga	77 81	27	A	California	66 68	53	A	San Diego	70 75		109	H	Hawaii	70 81
11	H	Gonzaga	68 83	37	A	Fordham	63 84	53	H	San Diego	80 70		124	N	Richmond	59 57
				38	A	BYU	75 62	68	A	Iona	70 83		142	A	Portland	70 57
				38	H	BYU	57 88						142	H	Portland	65 73
				38	N	BYU	64 77						142	N	Portland	84 72
				39	N	Florida St.	66 73						175	H	UC Davis	86 78
				48	A	St. Mary's (CA)	88 71						177	A	San Francisco	80 67
				48	H	St. Mary's (CA)	91 80						177	H	San Francisco	83 65
													232	A	Loyola Marymount	102 95
													232	H	Loyola Marymount	84 90
													246	A	Santa Clara	88 68
													246	H	Santa Clara	64 47
													256	H	Arizona	75 66
													268	A	Pepperdine	91 67
													268	H	Pepperdine	75 64
LAST 12 Division I GAMES:																
				38	N	BYU	64 77	232	A	Loyola Marymount	102 95					
				142	N	Portland	84 72	268	A	Pepperdine	91 67					
				11	A	Gonzaga	77 81	48	A	St. Mary's (CA)	88 71					
				142	A	Portland	70 57	38	H	BYU	57 88					
				177	H	San Francisco	83 65	53	H	San Diego	80 70					
				246	H	Santa Clara	64 47	48	H	St. Mary's (CA)	91 80					

Non-Div I Games: Notre Dame de Namur 102 41 Cal St. Stanislaus 95 65

Pacific

Loss, Non-Conf, S Site, H Home A Away N Neutral

Average RPI Win:	206	WON-LOST	WINNING	LAST 10	STRENGTH OF	OPP. STRENGTH	TEAM	ADJ.	CONF.	ADJ CONF.
Average RPI Loss:	64	RECORD	PCT. RANK	GAMES	SCHEDULE	OF SCHEDULE	RPI	RPI	RPI	RPI
DIV. I ONLY	19- 12	101	4- 6	65	117	79	79	9	9	
DIV. I NON-CONF.	8- 5	109	0- 0	63	128	78	78	9	9	
TOTALS	RPI 1-25	RPI 26-50	W-L RECORDS	RPI 51-100	RPI 101-150	RPI 150+				
19- 12	0- 5	2- 1	OVERALL	2- 3	2- 2	13- 1				
7- 6	0- 2	1- 0	HOME	1- 2	0- 1	5- 1				
10- 4	0- 2	1- 0	AWAY	1- 1	1- 1	7- 0				
2- 2	0- 1	0- 1	NEUTRAL	0- 0	1- 0	1- 0				
8- 5	0- 3	0- 0	NON-CONFERENCE	0- 0	1- 2	7- 0				
3- 2	0- 1	0- 0	HOME	0- 0	0- 1	3- 0				
4- 2	0- 1	0- 0	AWAY	0- 0	0- 1	4- 0				
1- 1	0- 1	0- 0	NEUTRAL	0- 0	1- 0	0- 0				
11- 7	0- 2	2- 1	CONFERENCE	2- 3	1- 0	6- 1				
4- 4	0- 1	1- 0	HOME	1- 2	0- 0	2- 1				
6- 2	0- 1	1- 0	AWAY	1- 1	1- 0	3- 0				
1- 1	0- 0	0- 1	NEUTRAL	0- 0	0- 0	1- 0				

RPI 1-25				RPI 26-50				RPI 51-100				Team's RPI: 79		RPI 101+			
RPI	S	Opponent	Score	RPI	S	Opponent	Score	RPI	S	Opponent	Score	RPI	S	Opponent	Score		
1	N	Notre Dame	61 100	37	A	Fordham	65 61	62	A	St. Bonaventure	62 63	110	H	Green Bay	60 68		
12	H	West Virginia	80 88	37	H	Fordham	60 51	62	H	St. Bonaventure	73 65	122	N	Cal Poly	84 69		
16	H	Dayton	77 87	37	N	Fordham	41 45	72	H	George Washington	68 80	124	A	Richmond	55 45		
22	A	Saint Joseph's	59 61					100	A	VCU	77 65	149	A	Pittsburgh	57 67		
25	A	DePaul	77 88					100	H	VCU	68 71	154	H	Buffalo	78 55		

Non-Div I Games:

Duquesne

■ Loss,
■ Non-Conf,
■ S Site,
■ H Home
■ A Away
N Neutral

North Dakota

Through Games Of March 16, 2014

Average RPI Win:	210	WON-LOST	WINNING	LAST 10	STRENGTH OF	OPP. STRENGTH	TEAM	ADJ.	CONF.	ADJ CONF.
Average RPI Loss:	108	RECORD	PCT. RANK	GAMES	SCHEDULE	OF SCHEDULE	RPI	RPI	RPI	RPI
DIV. I ONLY	20- 9	70	7- 3	169	153	80	80	14	14	
DIV. I NON-CONF.	3- 4	194	0- 0	140	60	139	139	17	17	
TOTALS	RPI 1-25	RPI 26-50	W-L RECORDS	RPI 51-100	RPI 101-150	RPI 150+				
20- 9	0- 1	0- 2	OVERALL	1- 1	4- 3	15- 2				
13- 1	0- 0	0- 0	HOME	1- 0	4- 0	8- 1				
7- 8	0- 1	0- 2	AWAY	0- 1	0- 3	7- 1				
0- 0	0- 0	0- 0	NEUTRAL	0- 0	0- 0	0- 0				
3- 4	0- 1	0- 2	NON-CONFERENCE	0- 0	1- 1	2- 0				
2- 0	0- 0	0- 0	HOME	0- 0	1- 0	1- 0				
1- 4	0- 1	0- 2	AWAY	0- 0	0- 1	1- 0				
0- 0	0- 0	0- 0	NEUTRAL	0- 0	0- 0	0- 0				
17- 5	0- 0	0- 0	CONFERENCE	1- 1	3- 2	13- 2				
11- 1	0- 0	0- 0	HOME	1- 0	3- 0	7- 1				
6- 4	0- 0	0- 0	AWAY	0- 1	0- 2	6- 1				
0- 0	0- 0	0- 0	NEUTRAL	0- 0	0- 0	0- 0				

RPI 1-25				RPI 26-50				RPI 51-100				Team's RPI: 80				RPI 101+			
RPI	S	Opponent	Score	RPI	S	Opponent	Score	RPI	S	Opponent	Score			RPI	S	Opponent	Score		
23	A	Iowa	62 88	42	A	Iowa St.	55 84	98	A	Southern Utah	53 73			101	A	Montana	49 52		
				46	A	Minnesota	44 46	98	H	Southern Utah	71 68			101	H	Montana	62 57		
														101	H	Montana	72 55		
														133	A	Sacramento St.	104 110		
														133	H	Sacramento St.	87 57		
														136	H	South Dakota	65 61		
														144	A	UNI	56 61		
														151	A	Eastern Wash.	61 57		
														151	H	Eastern Wash.	82 60		
														176	A	Idaho St.	48 47		
														176	H	Idaho St.	78 53		
														176	H	Idaho St.	64 59		
														194	A	Montana St.	67 78		
														194	H	Montana St.	65 76		
														220	A	Northern Colo.	68 65		
														220	H	Northern Colo.	63 51		
														272	A	Portland St.	73 52		
														272	H	Portland St.	69 44		
														289	A	Northern Ariz.	91 83		
														289	H	Northern Ariz.	71 41		
														296	A	Milwaukee	78 66		
														310	A	Weber St.	83 72		
														310	H	Weber St.	68 55		
														318	H	North Dakota St.	88 83		
LAST 12 Division I GAMES:																			
				101	H	Montana	72 55					289	H	Northern Ariz.	71 41				
				176	H	Idaho St.	78 53					101	A	Montana	49 52				
				98	A	Southern Utah	53 73					194	A	Montana St.	67 78				
				151	A	Eastern Wash.	61 57					176	H	Idaho St.	64 59				
				272	A	Portland St.	73 52					310	H	Weber St.	68 55				
				133	H	Sacramento St.	87 57					272	H	Portland St.	69 44				

Non-Div I Games: Mayville St. 71 62 Jamestown 93 56

North Dakota

Loss, Non-Conf, S Site, H Home A Away N Neutral

Average RPI Win: 125		WON-LOST	WINNING	LAST 10	STRENGTH OF	OPP. STRENGTH	TEAM	ADJ.	CONF.	ADJ CONF.
Average RPI Loss: 57		RECORD	PCT. RANK	GAMES	SCHEDULE	OF SCHEDULE	RPI	RPI	RPI	RPI
DIV. I ONLY		14- 17	196	3- 7	8	31	81	81	2	2
DIV. I NON-CONF.		7- 6	142	0- 0	17	92	62	62	2	2
TOTALS	RPI 1-25		RPI 26-50		W-L RECORDS	RPI 51-100	RPI 101-150		RPI 150+	
14- 17	1- 6		1- 5		OVERALL	2- 2	6- 4		4- 0	
9- 5	1- 2		1- 0		HOME	1- 2	2- 1		4- 0	
4- 8	0- 3		0- 4		AWAY	1- 0	3- 1		0- 0	
1- 4	0- 1		0- 1		NEUTRAL	0- 0	1- 2		0- 0	
7- 6	0- 2		0- 1		NON-CONFERENCE	2- 1	2- 2		3- 0	
5- 1	0- 0		0- 0		HOME	1- 1	1- 0		3- 0	
2- 2	0- 1		0- 1		AWAY	1- 0	1- 0		0- 0	
0- 3	0- 1		0- 0		NEUTRAL	0- 0	0- 2		0- 0	
7- 11	1- 4		1- 4		CONFERENCE	0- 1	4- 2		1- 0	
4- 4	1- 2		1- 0		HOME	0- 1	1- 1		1- 0	
2- 6	0- 2		0- 3		AWAY	0- 0	2- 1		0- 0	
1- 1	0- 0		0- 1		NEUTRAL	0- 0	1- 0		0- 0	

RPI 1-25				RPI 26-50				RPI 51-100				Team's RPI: 81				RPI 101+			
RPI	S	Opponent	Score	RPI	S	Opponent	Score	RPI	S	Opponent	Score	RPI	S	Opponent	Score	RPI	S	Opponent	Score
1	H	Notre Dame	72 79	26	A	Syracuse	75 84	54	A	FGCU	85 56	105	N	Tulane	72 79				
4	A	Duke	55 90	36	A	Georgia Tech	76 95	70	H	Princeton	69 57	115	A	Wake Forest	64 59				
5	N	Tennessee	67 76	36	N	Georgia Tech	76 77	93	H	Michigan	53 73	116	A	Virginia Tech	67 60				
12	A	West Virginia	58 68	39	A	Florida St.	70 82	96	H	Miami (FL)	63 83	116	H	Virginia Tech	80 64				
18	A	North Carolina St.	66 68	39	H	Florida St.	85 68					120	H	High Point	73 54				
20	H	Maryland	86 72	45	A	James Madison	46 63					129	A	Boston College	65 69				
21	H	North Carolina	74 80									129	N	Boston College	74 59				
												131	A	Liberty	61 60				
												149	H	Pittsburgh	75 79				
												150	N	Kansas St.	46 49				
												155	H	Coppin St.	70 45				
												164	H	Clemson	80 43				
												205	H	Louisiana Tech	95 82				
												319	H	UMES	81 46				
LAST 12 Division I GAMES:																			
				36	N	Georgia Tech	76 77	116	H	Virginia Tech	80 64								
				129	N	Boston College	74 59	36	A	Georgia Tech	76 95								
				39	A	Florida St.	70 82	129	A	Boston College	65 69								
				96	H	Miami (FL)	63 83	164	H	Clemson	80 43								
				18	A	North Carolina St.	66 68	115	A	Wake Forest	64 59								
				21	H	North Carolina	74 80	26	A	Syracuse	75 84								

Non-Div I Games:

Virginia

Loss, Non-Conf, S Site, H Home A Away N Neutral

Average RPI Win: 230	WON-LOST	WINNING	LAST 10	STRENGTH OF	OPP. STRENGTH	TEAM	ADJ.	CONF.	ADJ CONF.
Average RPI Loss: 66	RECORD	PCT. RANK	GAMES	SCHEDULE	OF SCHEDULE	RPI	RPI	RPI	RPI
DIV. I ONLY	21- 7	40	8- 2	209	156	82	82	15	15
DIV. I NON-CONF.	10- 4	75	0- 0	219	111	81	81	16	16
TOTALS	RPI 1-25	RPI 26-50	W-L RECORDS	RPI 51-100	RPI 101-150	RPI 150+			
21- 7	0- 1	0- 2	OVERALL	1- 3	1- 0	19- 1			
9- 2	0- 0	0- 0	HOME	0- 2	0- 0	9- 0			
9- 4	0- 1	0- 2	AWAY	1- 1	0- 0	8- 0			
3- 1	0- 0	0- 0	NEUTRAL	0- 0	1- 0	2- 1			
10- 4	0- 1	0- 2	NON-CONFERENCE	0- 0	1- 0	9- 1			
4- 0	0- 0	0- 0	HOME	0- 0	0- 0	4- 0			
3- 3	0- 1	0- 2	AWAY	0- 0	0- 0	3- 0			
3- 1	0- 0	0- 0	NEUTRAL	0- 0	1- 0	2- 1			
11- 3	0- 0	0- 0	CONFERENCE	1- 3	0- 0	10- 0			
5- 2	0- 0	0- 0	HOME	0- 2	0- 0	5- 0			
6- 1	0- 0	0- 0	AWAY	1- 1	0- 0	5- 0			
0- 0	0- 0	0- 0	NEUTRAL	0- 0	0- 0	0- 0			

RPI 1-25				RPI 26-50				RPI 51-100				Team's RPI: 82		RPI 101+			
RPI	S	Opponent	Score	RPI	S	Opponent	Score	RPI	S	Opponent	Score			RPI	S	Opponent	Score
25	A	DePaul	75 99	28	A	St. John's (NY)	76 81	55	A	Penn	38 67			122	N	Cal Poly	83 76
				37	A	Fordham	44 64	55	H	Penn	50 63			165	H	FIU	64 52
								70	A	Princeton	78 68			179	H	Hofstra	60 41
								70	H	Princeton	64 69			191	N	Long Beach St.	67 72
														200	A	Northeastern	81 74
														202	A	Yale	58 57
														202	H	Yale	69 65
														204	H	Boston U.	76 67
														208	N	Tulsa	61 57
														213	A	Colgate	91 76
														214	A	Cornell	70 66
														214	H	Cornell	84 69
														238	N	Sacred Heart	74 63
														267	A	Brown	91 71
														267	H	Brown	87 67
														305	A	Columbia	64 51
														305	H	Columbia	99 64
														307	A	Dartmouth	73 63
														307	H	Dartmouth	77 59
														318	H	North Dakota St.	84 56
														330	A	NJIT	75 56
LAST 12 Division I GAMES:																	
				267	H	Brown	87 67					214	H	Cornell	84 69		
				202	H	Yale	69 65					305	H	Columbia	99 64		
				305	A	Columbia	64 51					202	A	Yale	58 57		
				214	A	Cornell	70 66					267	A	Brown	91 71		
				70	H	Princeton	64 69					55	A	Penn	38 67		
				55	H	Penn	50 63					70	A	Princeton	78 68		

Non-Div I Games:

Harvard

■ Loss,
 ■ Non-Conf, S Site,
 ■ Home
 ■ Away
 N Neutral

Average RPI Win:	215	WON-LOST	WINNING	LAST 10	STRENGTH OF	OPP. STRENGTH	TEAM	ADJ.	CONF.	ADJ CONF.
Average RPI Loss:	148	RECORD	PCT. RANK	GAMES	SCHEDULE	OF SCHEDULE	RPI	RPI	RPI	RPI
DIV. I ONLY	26- 6	20	6- 4	274	175	83	83	19	19	
DIV. I NON-CONF.	9- 2	44	0- 0	235	173	86	86	18	18	
TOTALS	RPI 1-25	RPI 26-50	W-L RECORDS	RPI 51-100	RPI 101-150	RPI 150+				
26- 6	0- 1	0- 0	OVERALL	0- 1	5- 2	21- 2				
14- 2	0- 1	0- 0	HOME	0- 0	2- 1	12- 0				
9- 4	0- 0	0- 0	AWAY	0- 1	3- 1	6- 2				
3- 0	0- 0	0- 0	NEUTRAL	0- 0	0- 0	3- 0				
9- 2	0- 1	0- 0	NON-CONFERENCE	0- 1	3- 0	6- 0				
6- 1	0- 1	0- 0	HOME	0- 0	1- 0	5- 0				
3- 1	0- 0	0- 0	AWAY	0- 1	2- 0	1- 0				
0- 0	0- 0	0- 0	NEUTRAL	0- 0	0- 0	0- 0				
17- 4	0- 0	0- 0	CONFERENCE	0- 0	2- 2	15- 2				
8- 1	0- 0	0- 0	HOME	0- 0	1- 1	7- 0				
6- 3	0- 0	0- 0	AWAY	0- 0	1- 1	5- 2				
3- 0	0- 0	0- 0	NEUTRAL	0- 0	0- 0	3- 0				

RPI S	Opponent	Score	RPI S	Opponent	Score	RPI S	Opponent	Score	RPI S	Opponent	Score
22	H Saint Joseph's	73 81				61	A Oklahoma	70 89	110	A Green Bay	63 58
									114	H Arkansas St.	66 47
									119	A Indiana St.	83 63
									119	H Indiana St.	51 63
									144	A UNI	71 80
									144	H UNI	80 47
									150	A Kansas St.	69 46
									167	A Drake	70 61
									167	H Drake	88 55
									167 N	Drake	73 49
									193	A Missouri St.	98 68
									193	H Missouri St.	93 56
									193 N	Missouri St.	71 53
									206	A Evansville	54 63
									206	H Evansville	66 48
									207	H IPFW	69 46
									216	A Illinois St.	74 58
									216	H Illinois St.	85 66
									216 N	Illinois St.	66 50
									242	A Sam Houston St.	64 47
									248	H Tex.-Pan American	69 40
									255	A Loyola Chicago	71 58
									255	H Loyola Chicago	65 50
									263	H Austin Peay	86 64
									283	A Bradley	74 72
									283	H Bradley	67 54
LAST 12 Division I GAMES:											
			167 N	Drake	73 49		119	H Indiana St.	51 63		
			216 N	Illinois St.	66 50		216	H Illinois St.	85 66		
			193 N	Missouri St.	71 53		144	A UNI	71 80		
			193	H Missouri St.	93 56		167	A Drake	70 61		
			335	A Southern Ill.	59 64		255	H Loyola Chicago	65 50		
			206	A Evansville	54 63		283	H Bradley	67 54		

Non-Div I Games:

Wichita St.

■ Loss,
 ■ Non-Conf, S Site,
 ■ Home
 ■ Away
 N Neutral

RPI	S	Opponent	Score
311	H	Southeast Mo. St.	67 46
335	A	Southern Ill.	59 64
335	H	Southern Ill.	74 51
343	H	Air Force	61 37

Wichita St.

W
i
c
h
i
t
a
s
t
.

W
i
c
h
i
t
a
s
t
.

Indiana

Through Games Of March 16, 2014

Average RPI Win:	173	WON-LOST	WINNING	LAST 10	STRENGTH OF	OPP. STRENGTH	TEAM	ADJ.	CONF.	ADJ CONF.
Average RPI Loss:	53	RECORD	PCT. RANK	GAMES	SCHEDULE	OF SCHEDULE	RPI	RPI	RPI	RPI
DIV. I ONLY	18- 12	106	3- 7	86	70	84	84	3	3	
DIV. I NON-CONF.	13- 0	1	0- 0	211	266	28	28	4	4	
TOTALS	RPI 1-25	RPI 26-50	W-L RECORDS	RPI 51-100	RPI 101-150	RPI 150+				
18- 12	1- 5	1- 2	OVERALL	0- 3	5- 2	11- 0				
11- 4	1- 1	1- 0	HOME	0- 2	3- 1	6- 0				
7- 7	0- 4	0- 2	AWAY	0- 0	2- 1	5- 0				
0- 1	0- 0	0- 0	NEUTRAL	0- 1	0- 0	0- 0				
13- 0	0- 0	0- 0	NON-CONFERENCE	0- 0	4- 0	9- 0				
7- 0	0- 0	0- 0	HOME	0- 0	2- 0	5- 0				
6- 0	0- 0	0- 0	AWAY	0- 0	2- 0	4- 0				
0- 0	0- 0	0- 0	NEUTRAL	0- 0	0- 0	0- 0				
5- 12	1- 5	1- 2	CONFERENCE	0- 3	1- 2	2- 0				
4- 4	1- 1	1- 0	HOME	0- 2	1- 1	1- 0				
1- 7	0- 4	0- 2	AWAY	0- 0	0- 1	1- 0				
0- 1	0- 0	0- 0	NEUTRAL	0- 1	0- 0	0- 0				

RPI	S	Opponent	Score	RPI	S	Opponent	Score	RPI	S	Opponent	Score	RPI	S	Opponent	Score
9	A	Purdue	53 86	31	A	Michigan St.	56 76	52	H	Ohio St.	51 70	108	H	Northwestern	52 58
13	A	Penn St.	52 65	46	A	Minnesota	62 73	93	H	Michigan	58 70	112	H	Butler	84 69
13	H	Penn St.	63 71	46	H	Minnesota	83 78	93	N	Michigan	57 82	116	H	Virginia Tech	71 65
19	A	Nebraska	61 76									119	A	Indiana St.	57 54
23	A	Iowa	75 84									126	A	IUPUI	51 45
23	H	Iowa	86 84									140	A	Wisconsin	60 65
												140	H	Wisconsin	76 69
												158	H	USC Upstate	87 38
												180	A	Illinois	77 58
												180	H	Illinois	79 61
												201	A	Cleveland St.	107 73
												207	A	IPFW	85 80
												210	H	Saint Louis	85 69
												215	H	Central Ark.	80 53
												231	H	Oakland	85 55
												260	A	Xavier	62 55
												295	A	Morehead St.	77 54
												296	H	Milwaukee	87 68
LAST 12 Division I GAMES:															
93	N	Michigan	57 82	13	H	Penn St.	63 71								
31	A	Michigan St.	56 76	140	H	Wisconsin	76 69								
46	A	Minnesota	62 73	180	A	Illinois	77 58								
180	H	Illinois	79 61	108	H	Northwestern	52 58								
93	H	Michigan	58 70	23	A	Iowa	75 84								
19	A	Nebraska	61 76	13	A	Penn St.	52 65								

Non-Div I Games:

Indiana

■ Loss,
 ■ Non-Conf,
 ■ S Site,
 ■ Home
 ■ A Away
 N Neutral

N.C. A&T				STRENGTH OF SCHEDULE	OPP. STRENGTH OF SCHEDULE	TEAM RPI	ADJ. RPI	CONF. RPI	ADJ CONF. RPI
Average RPI Win:	233	WON-LOST RECORD	WINNING PCT. RANK						
Average RPI Loss:	117		LAST 10 GAMES						
DIV. I ONLY	23- 6	25	8- 2	265	227	85	85	23	23
DIV. I NON-CONF.	9- 2	44	0- 0	141	200	38	38	24	24
TOTALS	RPI 1-25	RPI 26-50	W-L RECORDS	RPI 51-100	RPI 101-150	RPI 150+			
23- 6	0- 0	0- 0	OVERALL	1- 3	3- 0	19- 3			
11- 1	0- 0	0- 0	HOME	0- 0	2- 0	9- 1			
9- 4	0- 0	0- 0	AWAY	0- 3	1- 0	8- 1			
3- 1	0- 0	0- 0	NEUTRAL	1- 0	0- 0	2- 1			
9- 2	0- 0	0- 0	NON-CONFERENCE	1- 2	1- 0	7- 0			
4- 0	0- 0	0- 0	HOME	0- 0	1- 0	3- 0			
3- 2	0- 0	0- 0	AWAY	0- 2	0- 0	3- 0			
2- 0	0- 0	0- 0	NEUTRAL	1- 0	0- 0	1- 0			
14- 4	0- 0	0- 0	CONFERENCE	0- 1	2- 0	12- 3			
7- 1	0- 0	0- 0	HOME	0- 0	1- 0	6- 1			
6- 2	0- 0	0- 0	AWAY	0- 1	1- 0	5- 1			
1- 1	0- 0	0- 0	NEUTRAL	0- 0	0- 0	1- 1			

RPI 1-25				RPI 26-50				RPI 51-100				Team's RPI: 85		RPI 101+			
RPI	S	Opponent	Score	RPI	S	Opponent	Score	RPI	S	Opponent	Score		RPI	S	Opponent	Score	
								60	N	Stetson	73 68		124	H	Richmond	69 60	
								65	A	Hampton	51 54		148	A	Savannah St.	75 61	
								69	A	Quinnipiac	63 77		148	H	Savannah St.	73 61	
								72	A	George Washington	54 80		155	H	Coppin St.	50 59	
													155	N	Coppin St.	55 57	
													166	H	Davidson	62 53	
													169	H	Campbell	62 47	
													184	A	Elon	58 57	
													187	A	Florida A&M	51 55	
													187	H	Florida A&M	82 77	
													235	H	Appalachian St.	62 43	
													239	A	Bethune-Cookman	69 55	
													239	H	Bethune-Cookman	66 35	
													239	N	Bethune-Cookman	78 46	
													253	A	N.C. Central	59 47	
													253	H	N.C. Central	79 51	
													261	N	Georgia St.	74 49	
													278	A	Howard	69 48	
													284	A	William & Mary	60 58	
													299	A	UNC Asheville	83 57	
LAST 12 Division I GAMES:																	
													314	H	Morgan St.	78 48	
													315	A	South Carolina St.	73 49	
													315	H	South Carolina St.	52 42	
													319	A	UMES	73 63	
													322	H	Delaware St.	50 47	

Non-Div I Games: Virginia-Lynchburg 99 32

N.C. A&T

■ Loss,
 ■ Non-Conf, S Site,
 ■ Home
 ■ Away
 N Neutral

Average RPI Win:	171	WON-LOST	WINNING	LAST 10	STRENGTH OF	OPP. STRENGTH	TEAM	ADJ.	CONF.	ADJ CONF.
Average RPI Loss:	64	RECORD	PCT. RANK	GAMES	SCHEDULE	OF SCHEDULE	RPI	RPI	RPI	RPI
DIV. I ONLY	21- 10	75	6- 4	119	72	86	86	7	7	
DIV. I NON-CONF.	9- 2	44	0- 0	305	43	119	119	7	7	
TOTALS	RPI 1-25	RPI 26-50	W-L RECORDS	RPI 51-100	RPI 101-150	RPI 150+				
21- 10	1- 3	4- 3	OVERALL	1- 1	3- 3	12- 0				
11- 5	1- 1	1- 2	HOME	1- 0	2- 2	6- 0				
7- 4	0- 1	2- 1	AWAY	0- 1	1- 1	4- 0				
3- 1	0- 1	1- 0	NEUTRAL	0- 0	0- 0	2- 0				
9- 2	0- 1	2- 0	NON-CONFERENCE	0- 0	1- 1	6- 0				
5- 2	0- 1	1- 0	HOME	0- 0	1- 1	3- 0				
2- 0	0- 0	1- 0	AWAY	0- 0	0- 0	1- 0				
2- 0	0- 0	0- 0	NEUTRAL	0- 0	0- 0	2- 0				
12- 8	1- 2	2- 3	CONFERENCE	1- 1	2- 2	6- 0				
6- 3	1- 0	0- 2	HOME	1- 0	1- 1	3- 0				
5- 4	0- 1	1- 1	AWAY	0- 1	1- 1	3- 0				
1- 1	0- 1	0- 0	NEUTRAL	0- 0	0- 0	0- 0				

RPI 1-25				RPI 26-50				RPI 51-100				RPI 101+ Team's RPI: 86			
RPI	S	Opponent	Score	RPI	S	Opponent	Score	RPI	S	Opponent	Score	RPI	S	Opponent	Score
4	H	Duke	61 78	28	A	St. John's (NY)	74 61	66	A	Creighton	64 83	112	A	Butler	61 59
25	A	DePaul	85 91	28	H	St. John's (NY)	47 49	66	H	Creighton	73 71	112	H	Butler	70 74
25	H	DePaul	80 74	40	H	Central Mich.	84 72					115	H	Wake Forest	90 71
25	N	DePaul	90 100	43	A	Vanderbilt	82 77					138	A	Seton Hall	86 90
				50	A	Villanova	64 81					138	H	Seton Hall	62 60
				50	H	Villanova	61 63					140	H	Wisconsin	60 62
				50	N	Villanova	56 53					173	A	Georgetown	82 80
LAST 12 Division I GAMES:															
25	N	DePaul	90 100	25	H	DePaul	80 74					173	H	Georgetown	77 54
50	N	Villanova	56 53	260	H	Xavier	75 54					185	N	Utah	72 65
50	A	Villanova	64 81	247	A	Providence	71 62					247	A	Providence	71 62
66	H	Creighton	73 71	112	H	Butler	70 74					247	H	Providence	87 79
28	A	St. John's (NY)	74 61	138	H	Seton Hall	62 60					252	N	Tennessee Tech	84 64
138	A	Seton Hall	86 90	173	H	Georgetown	77 54					259	H	Oral Roberts	79 71
												260	A	Xavier	73 67
												260	H	Xavier	75 54
												271	H	Denver	71 54
												296	A	Milwaukee	71 52
												347	H	Ark.-Pine Bluff	96 44

Non-Div I Games:

Marquette

Average RPI Win: 244		WON-LOST	WINNING	LAST 10	STRENGTH OF	OPP. STRENGTH	TEAM	ADJ.	CONF.	ADJ CONF.
Average RPI Loss: 125		RECORD	PCT. RANK	GAMES	SCHEDULE	OF SCHEDULE	RPI	RPI	RPI	RPI
DIV. I ONLY		24- 8	40	8- 2	185	291	87	87	27	27
DIV. I NON-CONF.		6- 3	87	0- 0	68	189	59	59	29	29
TOTALS		RPI 1-25	RPI 26-50	W-L RECORDS	RPI 51-100	RPI 101-150	RPI 150+			
24- 8	0- 1		0- 0	OVERALL	0- 1	4- 4	20- 2			
12- 2	0- 0		0- 0	HOME	0- 0	1- 2	11- 0			
10- 5	0- 1		0- 0	AWAY	0- 0	1- 2	9- 2			
2- 1	0- 0		0- 0	NEUTRAL	0- 1	2- 0	0- 0			
6- 3	0- 1		0- 0	NON-CONFERENCE	0- 1	1- 1	5- 0			
4- 0	0- 0		0- 0	HOME	0- 0	1- 0	3- 0			
2- 2	0- 1		0- 0	AWAY	0- 0	0- 1	2- 0			
0- 1	0- 0		0- 0	NEUTRAL	0- 1	0- 0	0- 0			
18- 5	0- 0		0- 0	CONFERENCE	0- 0	3- 3	15- 2			
8- 2	0- 0		0- 0	HOME	0- 0	0- 2	8- 0			
8- 3	0- 0		0- 0	AWAY	0- 0	1- 1	7- 2			
2- 0	0- 0		0- 0	NEUTRAL	0- 0	2- 0	0- 0			

RPI 1-25					
RPI	S	Opponent	Score		
6	A	South Carolina	61	69	
RPI 26-50					
RPI	S	Opponent	Score		
RPI 51-100 Team's RPI: 87					
RPI	S	Opponent	Score		
75	N	UT Martin	74	79	
RPI 101+					
RPI	S	Opponent	Score		
120	A	High Point	79	72	
120	H	High Point	71	74	
120	N	High Point	87	74	
127	A	Charlotte	60	63	
131	A	Liberty	69	80	
131	H	Liberty	70	77	
131	N	Liberty	65	59	
145	H	Col. of Charleston	67	49	
166	A	Davidson	91	76	
169	A	Campbell	74	77	
169	H	Campbell	82	56	
174	A	Robert Morris	62	53	
210	H	Saint Louis	70	61	
240	A	Coastal Caro.	77	53	
240	A	Coastal Caro.	77	58	
240	H	Coastal Caro.	90	61	
243	A	Gardner-Webb	56	69	
243	H	Gardner-Webb	57	52	
253	H	N.C. Central	68	46	
276	A	Presbyterian	51	43	
276	H	Presbyterian	55	50	
284	H	William & Mary	84	71	
299	A	UNC Asheville	68	49	
299	H	UNC Asheville	62	55	
323	A	Charleston So.	59	48	
323	H	Charleston So.	69	49	
LAST 12 Division I GAMES:					
120	N	High Point	87	74	327 A Longwood 63 35
131	N	Liberty	65	59	331 H Radford 57 40
240	A	Coastal Caro.	77	58	299 H UNC Asheville 62 55
169	H	Campbell	82	56	243 H Gardner-Webb 57 52
120	H	High Point	71	74	276 A Presbyterian 51 43
131	A	Liberty	69	80	323 A Charleston So. 59 48

Non-Div I Games:

Winthrop

Loss, Non-Conf, S Site, H Home A Away N Neutral

W
i
n
t
h
r
o
p

Winthrop
RPI S Opponent Score

Through Games Of March 16, 2014

RPI	S	Opponent	Score	
327	A	Longwood	63	35
327	H	Longwood	70	49
331	A	Radford	68	56
331	H	Radford	57	40

W
i
n
t
h
r
o
p

Winthrop

Idaho

Through Games Of March 16, 2014

Average RPI Win:	253	WON-LOST	WINNING	LAST 10	STRENGTH OF	OPP. STRENGTH	TEAM	ADJ.	CONF.	ADJ CONF.
Average RPI Loss:	82	RECORD	PCT. RANK	GAMES	SCHEDULE	OF SCHEDULE	RPI	RPI	RPI	RPI
DIV. I ONLY	23- 8	46	9- 1	189	307	87	87	29	29	
DIV. I NON-CONF.	5- 7	199	0- 0	29	136	89	89	28	28	
TOTALS	RPI 1-25	RPI 26-50	W-L RECORDS	RPI 51-100	RPI 101-150	RPI 150+				
23- 8	0- 2	0- 1	OVERALL	0- 1	2- 2	21- 2				
8- 2	0- 0	0- 0	HOME	0- 0	1- 1	7- 1				
10- 5	0- 2	0- 0	AWAY	0- 1	1- 1	9- 1				
5- 1	0- 0	0- 1	NEUTRAL	0- 0	0- 0	5- 0				
5- 7	0- 2	0- 1	NON-CONFERENCE	0- 1	0- 2	5- 1				
1- 1	0- 0	0- 0	HOME	0- 0	0- 1	1- 0				
2- 5	0- 2	0- 0	AWAY	0- 1	0- 1	2- 1				
2- 1	0- 0	0- 1	NEUTRAL	0- 0	0- 0	2- 0				
18- 1	0- 0	0- 0	CONFERENCE	0- 0	2- 0	16- 1				
7- 1	0- 0	0- 0	HOME	0- 0	1- 0	6- 1				
8- 0	0- 0	0- 0	AWAY	0- 0	1- 0	7- 0				
3- 0	0- 0	0- 0	NEUTRAL	0- 0	0- 0	3- 0				

RPI 1-25				RPI 26-50				RPI 51-100				Team's RPI: 87	RPI 101+			
RPI	S	Opponent	Score	RPI	S	Opponent	Score	RPI	S	Opponent	Score		RPI	S	Opponent	Score
11	A	Gonzaga	56 64	27	N	California	55 59	53	A	San Diego	64 74		101	A	Montana	56 59
24	A	Texas	58 87										125	H	Wyoming	64 72
													146	A	Grand Canyon	68 54
													146	H	Grand Canyon	58 54
													151	A	Eastern Wash.	84 85
													159	A	Nevada	88 77
													160	A	Bakersfield	96 69
													160	H	Bakersfield	60 79
													168	N	Mt. St. Mary's	81 63
													171	H	UC Irvine	68 63
													229	A	Seattle	77 59
													229	H	Seattle	60 57
													229	N	Seattle	75 67
													235	N	Appalachian St.	83 60
													248	A	Tex.-Pan American	85 52
													248	H	Tex.-Pan American	76 65
													255	A	Loyola Chicago	62 60
													285	A	New Mexico St.	75 66
													285	H	New Mexico St.	79 51
													285	N	New Mexico St.	75 65
													308	A	UMKC	81 64
													308	H	UMKC	70 63
													338	A	Utah Valley	96 55
													338	H	Utah Valley	69 61
													346	A	Chicago St.	92 42
													346	H	Chicago St.	91 41
LAST 12 Division I GAMES:																
				229	N	Seattle	75 67						146	A	Grand Canyon	68 54
				285	N	New Mexico St.	75 65						338	H	Utah Valley	69 61
				346	N	Chicago St.	84 43						160	H	Bakersfield	60 79
				308	H	UMKC	70 63						248	A	Tex.-Pan American	85 52
				346	H	Chicago St.	91 41						285	A	New Mexico St.	75 66
				229	H	Seattle	60 57						229	A	Seattle	77 59

Non-Div I Games: Carroll (MT) 67 39 Lewis-Clark St. 84 53

Idaho

Loss, Non-Conf, S Site, H Home A Away N Neutral

RPI S Opponent Score

RPI S Opponent Score
346 N Chicago St. 84 43

I
d
a
h
o

I
d
a
h
o

Idaho

Average RPI Win:	148	WON-LOST	WINNING	LAST 10	STRENGTH OF	OPP. STRENGTH	TEAM	ADJ.	CONF.	ADJ CONF.
Average RPI Loss:	60	RECORD	PCT. RANK	GAMES	SCHEDULE	OF SCHEDULE	RPI	RPI	RPI	RPI
DIV. I ONLY	17- 13	123	6- 4	71	41	89	89	5	5	
DIV. I NON-CONF.	7- 4	95	0- 0	166	62	110	110	3	3	
TOTALS	RPI 1-25	RPI 26-50	W-L RECORDS	RPI 51-100	RPI 101-150	RPI 150+				
17- 13	1- 3	2- 5	OVERALL	1- 2	5- 2	8- 1				
9- 5	1- 0	0- 3	HOME	0- 1	3- 1	5- 0				
6- 6	0- 2	2- 2	AWAY	1- 1	1- 1	2- 0				
2- 2	0- 1	0- 0	NEUTRAL	0- 0	1- 0	1- 1				
7- 4	0- 2	0- 1	NON-CONFERENCE	0- 0	2- 1	5- 0				
4- 1	0- 0	0- 0	HOME	0- 0	1- 1	3- 0				
1- 2	0- 1	0- 1	AWAY	0- 0	0- 0	1- 0				
2- 1	0- 1	0- 0	NEUTRAL	0- 0	1- 0	1- 0				
10- 9	1- 1	2- 4	CONFERENCE	1- 2	3- 1	3- 1				
5- 4	1- 0	0- 3	HOME	0- 1	2- 0	2- 0				
5- 4	0- 1	2- 1	AWAY	1- 1	1- 1	1- 0				
0- 1	0- 0	0- 0	NEUTRAL	0- 0	0- 0	0- 1				

RPI	S	Opponent	Score	RPI	S	Opponent	Score	RPI	S	Opponent	Score	RPI	S	Opponent	Score
3	A	Stanford	60 83	27	A	California	70 65	56	A	Washington St.	80 82	106	A	Colorado	87 80
3	H	Stanford	87 82	27	H	California	65 70	56	H	Washington St.	76 85	106	H	Colorado	81 71
14	A	Texas A&M	68 74	33	H	Arizona St.	60 78	92	A	UCLA	70 58	123	A	Oregon	85 101
25	N	DePaul	66 73	34	A	Southern California	63 55					123	H	Oregon	108 100
				35	A	Oregon St.	68 75					140	H	Wisconsin	80 67
				35	H	Oregon St.	57 77					142	H	Portland	77 91
				48	A	St. Mary's (CA)	81 91					149	N	Pittsburgh	76 69
												171	H	UC Irvine	72 69
												185	A	Utah	67 66
												185	H	Utah	53 52
												185	N	Utah	53 65
												194	H	Montana St.	83 60
												229	H	Seattle	82 60
												236	A	Houston	66 55
												256	H	Arizona	55 52
												279	N	La.-Monroe	81 77
LAST 12 Division I GAMES:															
185	N	Utah	53 65	106	A	Colorado	87 80								
27	A	California	70 65	3	H	Stanford	87 82								
3	A	Stanford	60 83	27	H	California	65 70								
35	H	Oregon St.	57 77	34	A	Southern California	63 55								
123	H	Oregon	108 100	92	A	UCLA	70 58								
185	A	Utah	67 66	123	A	Oregon	85 101								

Non-Div I Games:

Washington

■ Loss,
■ Non-Conf,
■ S Site,
■ Home
■ A Away
N Neutral

TCU										
Average RPI Win:	180	WON-LOST	WINNING	LAST 10	STRENGTH OF	OPP. STRENGTH	TEAM	ADJ.	CONF.	ADJ CONF.
Average RPI Loss:	37	RECORD	PCT. RANK	GAMES	SCHEDULE	OF SCHEDULE	RPI	RPI	RPI	RPI
DIV. I ONLY	17- 14	137	5- 5	42	60	90	90	4	4	
DIV. I NON-CONF.	8- 3	67	0- 0	98	227	82	82	5	5	

TOTALS	RPI 1-25	RPI 26-50	W-L RECORDS	RPI 51-100	RPI 101-150	RPI 150+				
17- 14	1- 7	1- 4	OVERALL	2- 2	3- 1	10- 0				
12- 4	1- 2	0- 2	HOME	1- 0	2- 0	8- 0				
3- 7	0- 3	1- 1	AWAY	0- 2	1- 1	1- 0				
2- 3	0- 2	0- 1	NEUTRAL	1- 0	0- 0	1- 0				
8- 3	0- 1	0- 1	NON-CONFERENCE	1- 1	0- 0	7- 0				
7- 0	0- 0	0- 0	HOME	0- 0	0- 0	7- 0				
0- 1	0- 0	0- 0	AWAY	0- 1	0- 0	0- 0				
1- 2	0- 1	0- 1	NEUTRAL	1- 0	0- 0	0- 0				
9- 11	1- 6	1- 3	CONFERENCE	1- 1	3- 1	3- 0				
5- 4	1- 2	0- 2	HOME	1- 0	2- 0	1- 0				
3- 6	0- 3	1- 1	AWAY	0- 1	1- 1	1- 0				
1- 1	0- 1	0- 0	NEUTRAL	0- 0	0- 0	1- 0				

RPI 1-25				RPI 26-50				RPI 51-100				Team's RPI: 90		RPI 101+			
RPI	S	Opponent	Score	RPI	S	Opponent	Score	RPI	S	Opponent	Score		RPI	S	Opponent	Score	
7	A	Baylor	46 80	29	A	Oklahoma St.	53 65	54	N	FGCU	68 47		128	A	Kansas	53 62	
7	H	Baylor	46 69	29	H	Oklahoma St.	48 49	61	A	Oklahoma	52 63		128	H	Kansas	52 50	
9	N	Purdue	68 75	42	A	Iowa St.	61 60	61	H	Oklahoma	76 66		150	A	Kansas St.	51 46	
12	A	West Virginia	57 61	42	H	Iowa St.	49 71	99	A	SMU	68 72		150	H	Kansas St.	64 44	
12	H	West Virginia	62 66	49	N	South Dakota St.	52 57						178	H	Stephen F. Austin	60 52	
12	N	West Virginia	59 67										195	H	Texas St.	63 50	
24	A	Texas	50 62										224	H	Prairie View	76 47	
24	H	Texas	54 48										242	H	Sam Houston St.	78 46	
													248	H	Tex.-Pan American	73 47	
													257	A	Texas Tech	65 54	
													257	H	Texas Tech	72 57	
													257	N	Texas Tech	75 59	
													279	H	La.-Monroe	86 47	
													309	H	Grambling	95 64	
LAST 12 Division I GAMES:																	
				257	N	Texas Tech	75 59					150	H	Kansas St.	64 44		
				12	N	West Virginia	59 67					12	A	West Virginia	57 61		
				150	A	Kansas St.	51 46					128	A	Kansas	53 62		
				61	H	Oklahoma	76 66					257	H	Texas Tech	72 57		
				24	A	Texas	50 62					42	A	Iowa St.	61 60		
				7	H	Baylor	46 69					12	H	West Virginia	62 66		

Non-Div I Games: Abilene Christian 82 55

TCU

■ Loss,
 ■ Non-Conf,
 ■ S Site,
 ■ Home
 ■ A Away
 N Neutral

Average RPI Win: 233	WON-LOST	WINNING	LAST 10	STRENGTH OF	OPP. STRENGTH	TEAM	ADJ.	CONF.	ADJ CONF.
Average RPI Loss: 106	RECORD	PCT. RANK	GAMES	SCHEDULE	OF SCHEDULE	RPI	RPI	RPI	RPI
DIV. I ONLY	25- 8	39	9- 1	201	214	91	91	22	22
DIV. I NON-CONF.	10- 4	75	0- 0	126	197	76	76	21	21
TOTALS	RPI 1-25	RPI 26-50	W-L RECORDS	RPI 51-100	RPI 101-150	RPI 150+			
25- 8	1- 3	1- 0	OVERALL	1- 0	3- 2	19- 3			
12- 3	0- 0	0- 0	HOME	1- 0	1- 1	10- 2			
10- 4	0- 2	0- 0	AWAY	0- 0	2- 1	8- 1			
3- 1	1- 1	1- 0	NEUTRAL	0- 0	0- 0	1- 0			
10- 4	1- 3	1- 0	NON-CONFERENCE	1- 0	0- 0	7- 1			
5- 1	0- 0	0- 0	HOME	1- 0	0- 0	4- 1			
3- 2	0- 2	0- 0	AWAY	0- 0	0- 0	3- 0			
2- 1	1- 1	1- 0	NEUTRAL	0- 0	0- 0	0- 0			
15- 4	0- 0	0- 0	CONFERENCE	0- 0	3- 2	12- 2			
7- 2	0- 0	0- 0	HOME	0- 0	1- 1	6- 1			
7- 2	0- 0	0- 0	AWAY	0- 0	2- 1	5- 1			
1- 0	0- 0	0- 0	NEUTRAL	0- 0	0- 0	1- 0			

RPI 1-25				RPI 26-50				RPI 51-100 Team's RPI: 91				RPI 101+			
RPI	S	Opponent	Score	RPI	S	Opponent	Score	RPI	S	Opponent	Score	RPI	S	Opponent	Score
8	A	Louisville	40 99	45	N	James Madison	79 77	76	H	Akron	90 80	110	A	Green Bay	88 69
16	A	Dayton	85 112									110	A	Green Bay	67 69
17	N	Middle Tenn.	62 69									110	H	Green Bay	72 79
18	N	North Carolina St.	99 90									121	A	Ill.-Chicago	77 74
												121	H	Ill.-Chicago	103 91
												181	H	Memphis	75 83
												201	A	Cleveland St.	93 100
												201	H	Cleveland St.	82 98
												211	A	Youngstown St.	85 70
												211	H	Youngstown St.	93 81
												211	N	Youngstown St.	98 70
												231	A	Oakland	92 78
												231	H	Oakland	94 85
												243	H	Gardner-Webb	90 77
												260	H	Xavier	79 54
												269	H	Miami (OH)	90 63
												283	H	Bradley	87 71
												296	A	Milwaukee	69 64
												296	H	Milwaukee	73 64
												296	H	Milwaukee	94 70
												312	A	Murray St.	95 69
												320	A	Valparaiso	79 65
												320	H	Valparaiso	101 80
												335	A	Southern Ill.	67 64
												336	A	Detroit	102 82
												336	H	Detroit	82 57
LAST 12 Division I GAMES:															
110	A	Green Bay	88 69	110	H	Green Bay	72 79								
211	N	Youngstown St.	98 70	336	A	Detroit	102 82								
296	H	Milwaukee	73 64	231	A	Oakland	92 78								
320	H	Valparaiso	101 80	121	H	Ill.-Chicago	103 91								
211	A	Youngstown St.	85 70	201	A	Cleveland St.	93 100								
296	H	Milwaukee	94 70	211	H	Youngstown St.	93 81								

Non-Div I Games: Marian (IN) 90 37

Wright St.

■ Loss,
 ■ Non-Conf,
 ■ S Site,
 ■ Home
 ■ A Away
 N Neutral

Wright St.

RPI S Opponent Score

Through Games Of March 16, 2014

RPI	S	Opponent	Score
346	A	Chicago St.	84 62

W
r
i
g
h
t
S
t
.

W
r
i
g
h
t
S
t
.

Wright St.

Average RPI Win:	140	WON-LOST	WINNING	LAST 10	STRENGTH OF	OPP. STRENGTH	TEAM	ADJ.	CONF.	ADJ CONF.
Average RPI Loss:	43	RECORD	PCT. RANK	GAMES	SCHEDULE	OF SCHEDULE	RPI	RPI	RPI	RPI
DIV. I ONLY	13- 18	216	3- 7	12	23	92	92	5	5	
DIV. I NON-CONF.	6- 6	148	0- 0	7	8	46	46	3	3	
<hr/>										
TOTALS	RPI 1-25	RPI 26-50	W-L RECORDS	RPI 51-100	RPI 101-150	RPI 150+				
13- 18	0- 6	2- 7	OVERALL	2- 2	4- 3	5- 0				
7- 6	0- 2	1- 2	HOME	2- 1	2- 1	2- 0				
5- 8	0- 3	1- 4	AWAY	0- 0	1- 1	3- 0				
1- 4	0- 1	0- 1	NEUTRAL	0- 1	1- 1	0- 0				
6- 6	0- 4	1- 1	NON-CONFERENCE	1- 1	2- 0	2- 0				
3- 1	0- 1	0- 0	HOME	1- 0	1- 0	1- 0				
2- 2	0- 2	1- 0	AWAY	0- 0	0- 0	1- 0				
1- 3	0- 1	0- 1	NEUTRAL	0- 1	1- 0	0- 0				
7- 12	0- 2	1- 6	CONFERENCE	1- 1	2- 3	3- 0				
4- 5	0- 1	1- 2	HOME	1- 1	1- 1	1- 0				
3- 6	0- 1	0- 4	AWAY	0- 0	1- 1	2- 0				
0- 1	0- 0	0- 0	NEUTRAL	0- 0	0- 1	0- 0				

RPI 1-25				RPI 26-50				RPI 51-100				Team's RPI: 92	RPI 101+			
RPI	S	Opponent	Score	RPI	S	Opponent	Score	RPI	S	Opponent	Score		RPI	S	Opponent	Score
1	A	Notre Dame	48 90	27	A	California	53 69	56	H	Washington St.	79 72		106	A	Colorado	42 62
3	A	Stanford	55 72	27	H	California	72 77	61	H	Oklahoma	82 76		106	H	Colorado	59 61
3	H	Stanford	56 65	33	A	Arizona St.	57 59	67	N	Auburn	60 66		106	N	Colorado	65 76
18	N	North Carolina St.	49 67	34	A	Southern California	54 68	89	H	Washington	58 70		122	H	Cal Poly	96 89
19	A	Nebraska	49 77	34	H	Southern California	54 56						123	A	Oregon	103 83
21	H	North Carolina	68 78	35	A	Oregon St.	54 70						123	H	Oregon	88 83
				35	H	Oregon St.	66 63						146	N	Grand Canyon	62 60
				45	N	James Madison	67 77						185	A	Utah	62 52
				46	A	Minnesota	58 55						185	H	Utah	55 38
													217	A	San Diego St.	56 55
													256	A	Arizona	67 61
													268	H	Pepperdine	82 78
<hr/>																
LAST 12 Division I GAMES:																
				106	N	Colorado	65 76	35	A	Oregon St.	54 70					
				185	A	Utah	62 52	34	A	Southern California	54 68					
				106	A	Colorado	42 62	56	H	Washington St.	79 72					
				3	H	Stanford	56 65	89	H	Washington	58 70					
				27	H	California	72 77	27	A	California	53 69					
				123	A	Oregon	103 83	3	A	Stanford	55 72					

Non-Div I Games:

UCLA

■ Loss,
■ Non-Conf,
■ S Site,
■ H Home
■ A Away
N Neutral

Average RPI Win:	166	WON-LOST	WINNING	LAST 10	STRENGTH OF	OPP. STRENGTH	TEAM	ADJ.	CONF.	ADJ CONF.
Average RPI Loss:	42	RECORD	PCT. RANK	GAMES	SCHEDULE	OF SCHEDULE	RPI	RPI	RPI	RPI
DIV. I ONLY	18- 13	117	4- 6	79	22	93	93	3	3	
DIV. I NON-CONF.	9- 4	81	0- 0	229	80	130	130	4	4	
TOTALS	RPI 1-25	RPI 26-50	W-L RECORDS	RPI 51-100	RPI 101-150	RPI 150+				
18- 13	1- 7	0- 4	OVERALL	4- 1	4- 0	9- 1				
6- 8	0- 4	0- 2	HOME	0- 1	2- 0	4- 1				
9- 2	1- 2	0- 0	AWAY	3- 0	2- 0	3- 0				
3- 3	0- 1	0- 2	NEUTRAL	1- 0	0- 0	2- 0				
9- 4	0- 2	0- 1	NON-CONFERENCE	1- 0	1- 0	7- 1				
4- 2	0- 1	0- 0	HOME	0- 0	1- 0	3- 1				
3- 0	0- 0	0- 0	AWAY	1- 0	0- 0	2- 0				
2- 2	0- 1	0- 1	NEUTRAL	0- 0	0- 0	2- 0				
9- 9	1- 5	0- 3	CONFERENCE	3- 1	3- 0	2- 0				
2- 6	0- 3	0- 2	HOME	0- 1	1- 0	1- 0				
6- 2	1- 2	0- 0	AWAY	2- 0	2- 0	1- 0				
1- 1	0- 0	0- 1	NEUTRAL	1- 0	0- 0	0- 0				

RPI 1-25				RPI 26-50				RPI 51-100 Team's RPI: 93				RPI 101+			
RPI	S	Opponent	Score	RPI	S	Opponent	Score	RPI	S	Opponent	Score	RPI	S	Opponent	Score
1	H	Notre Dame	64 86	31	H	Michigan St.	72 79	52	A	Ohio St.	64 49	108	A	Northwestern	70 68
9	A	Purdue	65 49	31	N	Michigan St.	58 61	52	H	Ohio St.	50 61	140	A	Wisconsin	60 44
9	H	Purdue	56 65	32	N	Bowling Green	52 63	81	A	Virginia	73 53	140	H	Wisconsin	70 62
13	A	Penn St.	62 77	46	H	Minnesota	69 85	84	A	Indiana	70 58	149	H	Pittsburgh	83 75
15	N	LSU	62 64					84	N	Indiana	82 57	170	H	Southern U.	83 59
19	A	Nebraska	51 84									180	A	Illinois	70 63
19	H	Nebraska	68 76									180	H	Illinois	69 60
23	H	Iowa	70 74									199	H	Eastern Mich.	89 75
												244	A	Western Mich.	73 45
												256	N	Arizona	73 71
												257	N	Texas Tech	82 71
												260	H	Xavier	75 79
												326	H	Alcorn	76 31
												336	A	Detroit	83 63
LAST 12 Division I GAMES:															
				31	N	Michigan St.	58 61	19	H	Nebraska	68 76				
				84	N	Indiana	82 57	9	H	Purdue	56 65				
				13	A	Penn St.	62 77	108	A	Northwestern	70 68				
				23	H	Iowa	70 74	46	H	Minnesota	69 85				
				84	A	Indiana	70 58	19	A	Nebraska	51 84				
				180	A	Illinois	70 63	140	A	Wisconsin	60 44				

Non-Div I Games:

Michigan

■ Loss,
 ■ Non-Conf, S Site,
 ■ Home
 ■ Away
 N Neutral

East Carolina

Through Games Of March 16, 2014

Average RPI Win:	210	WON-LOST	WINNING	LAST 10	STRENGTH OF	OPP. STRENGTH	TEAM	ADJ.	CONF.	ADJ CONF.
Average RPI Loss:	112	RECORD	PCT. RANK	GAMES	SCHEDULE	OF SCHEDULE	RPI	RPI	RPI	RPI
DIV. I ONLY	21- 8	50	5- 5	205	150	94	94	10	10	
DIV. I NON-CONF.	11- 1	18	0- 0	315	316	90	90	10	10	
TOTALS	RPI 1-25	RPI 26-50	W-L RECORDS	RPI 51-100	RPI 101-150	RPI 150+				
21- 8	0- 1	0- 1	OVERALL	0- 1	6- 2	15- 3				
13- 1	0- 1	0- 0	HOME	0- 0	3- 0	10- 0				
7- 5	0- 0	0- 1	AWAY	0- 1	3- 1	4- 2				
1- 2	0- 0	0- 0	NEUTRAL	0- 0	0- 1	1- 1				
11- 1	0- 0	0- 0	NON-CONFERENCE	0- 0	2- 1	9- 0				
6- 0	0- 0	0- 0	HOME	0- 0	1- 0	5- 0				
4- 0	0- 0	0- 0	AWAY	0- 0	1- 0	3- 0				
1- 1	0- 0	0- 0	NEUTRAL	0- 0	0- 1	1- 0				
10- 7	0- 1	0- 1	CONFERENCE	0- 1	4- 1	6- 3				
7- 1	0- 1	0- 0	HOME	0- 0	2- 0	5- 0				
3- 5	0- 0	0- 1	AWAY	0- 1	2- 1	1- 2				
0- 1	0- 0	0- 0	NEUTRAL	0- 0	0- 0	0- 1				

RPI 1-25			RPI 26-50			RPI 51-100			Team's RPI: 94	RPI 101+		
RPI	S	Opponent	Score	RPI	S	Opponent	Score	RPI	S	Opponent	Score	
17	H	Middle Tenn.	59 70	30	A	Southern Miss.	80 82	59	A	UTEP	74 81	
LAST 12 Division I GAMES:												
165	N	FIU	75 87	233	H	North Texas	56 49	105	A	Tulane	69 65	
130	A	Old Dominion	78 87	143	A	UAB	83 73	126	H	IUPUI	71 51	
208	H	Tulsa	78 69	270	A	Marshall	66 52	127	H	Charlotte	71 62	
17	H	Middle Tenn.	59 70	127	H	Charlotte	71 62	130	A	Old Dominion	78 87	
59	A	UTEP	74 81	130	H	Old Dominion	64 63	143	A	UAB	83 73	
186	A	UTSA	60 61	30	A	Southern Miss.	80 82	145	A	Col. of Charleston	64 55	
								146	N	Grand Canyon	76 86	
								165	A	FIU	75 76	
								165	N	FIU	75 87	
								172	H	Rice	53 47	
								184	A	Elon	93 84	
								186	A	UTSA	60 61	
								192	H	Fla. Atlantic	61 58	
								201	H	Cleveland St.	75 66	
								205	H	Louisiana Tech	86 55	
								208	H	Tulsa	78 69	
								233	H	North Texas	56 49	
								239	A	Bethune-Cookman	58 49	
								241	H	Ohio	76 47	
								270	A	Marshall	66 52	
								281	H	George Mason	75 66	
								284	H	William & Mary	69 57	
								297	A	Norfolk St.	81 61	
								303	H	Loyola Maryland	68 47	
								326	N	Alcorn	85 42	

Non-Div I Games: Virginia Intermont 102 47

East Carolina

■ Loss,
 ■ Non-Conf, S Site,
 ■ Home
 ■ Away
 N Neutral

Mississippi St.

Through Games Of March 16, 2014

Average RPI Win:	180	WON-LOST	WINNING	LAST 10	STRENGTH OF	OPP. STRENGTH	TEAM	ADJ.	CONF.	ADJ CONF.
Average RPI Loss:	47	RECORD	PCT. RANK	GAMES	SCHEDULE	OF SCHEDULE	RPI	RPI	RPI	RPI
DIV. I ONLY	19- 13	110	4- 6	68	74	95	95	1	1	
DIV. I NON-CONF.	13- 1	8	0- 0	220	314	54	54	1	1	
TOTALS	RPI 1-25	RPI 26-50	W-L RECORDS	RPI 51-100	RPI 101-150	RPI 150+				
19- 13	0- 6	4- 1	OVERALL	1- 5	4- 0	10- 1				
13- 4	0- 3	3- 0	HOME	0- 1	2- 0	8- 0				
3- 7	0- 2	0- 1	AWAY	1- 3	0- 0	2- 1				
3- 2	0- 1	1- 0	NEUTRAL	0- 1	2- 0	0- 0				
13- 1	0- 1	2- 0	NON-CONFERENCE	0- 0	2- 0	9- 0				
9- 0	0- 0	1- 0	HOME	0- 0	1- 0	7- 0				
2- 0	0- 0	0- 0	AWAY	0- 0	0- 0	2- 0				
2- 1	0- 1	1- 0	NEUTRAL	0- 0	1- 0	0- 0				
6- 12	0- 5	2- 1	CONFERENCE	1- 5	2- 0	1- 1				
4- 4	0- 3	2- 0	HOME	0- 1	1- 0	1- 0				
1- 7	0- 2	0- 1	AWAY	1- 3	0- 0	0- 1				
1- 1	0- 0	0- 0	NEUTRAL	0- 1	1- 0	0- 0				

RPI 1-25				RPI 26-50				RPI 51-100				Team's RPI: 95				RPI 101+			
RPI	S	Opponent	Score	RPI	S	Opponent	Score	RPI	S	Opponent	Score	RPI	S	Opponent	Score	RPI	S	Opponent	Score
5	H	Tennessee	63 67	30	H	Southern Miss.	71 61	63	A	Florida	72 82	104	H	Missouri	69 62				
6	H	South Carolina	64 71	43	H	Vanderbilt	64 62	63	N	Florida	67 71	104	N	Missouri	73 70				
10	H	Kentucky	74 81	45	N	James Madison	65 52	67	A	Auburn	43 51	146	N	Grand Canyon	71 62				
14	A	Texas A&M	35 73	47	A	Georgia	48 77	67	H	Auburn	74 82	148	H	Savannah St.	81 63				
15	A	LSU	56 65	47	H	Georgia	80 67	74	A	Arkansas	54 50	157	A	Ole Miss	85 87				
17	N	Middle Tenn.	48 62					77	A	Alabama	64 72	157	H	Ole Miss	72 70				
LAST 12 Division I GAMES:																			
				63	N	Florida	67 71	43	H	Vanderbilt	64 62								
				104	N	Missouri	73 70	67	A	Auburn	43 51								
				47	A	Georgia	48 77	6	H	South Carolina	64 71								
				10	H	Kentucky	74 81	47	H	Georgia	80 67								
				157	H	Ole Miss	72 70	15	A	LSU	56 65								
				77	A	Alabama	64 72	104	H	Missouri	69 62								

Non-Div I Games:

Mississippi St.

■ Loss,
 ■ Non-Conf, S Site,
 ■ Home
 ■ Away
 N Neutral

Average RPI Win:	152	WON-LOST	WINNING	LAST 10	STRENGTH OF	OPP. STRENGTH	TEAM	ADJ.	CONF.	ADJ CONF.
Average RPI Loss:	52	RECORD	PCT. RANK	GAMES	SCHEDULE	OF SCHEDULE	RPI	RPI	RPI	RPI
DIV. I ONLY	16- 14	148	5- 5	39	45	96	96	2	2	
DIV. I NON-CONF.	8- 5	109	0- 0	122	152	147	147	2	2	
TOTALS	RPI 1-25	RPI 26-50	W-L RECORDS	RPI 51-100	RPI 101-150	RPI 150+				
16- 14	2- 4	1- 6	OVERALL	1- 1	5- 2	7- 1				
10- 8	1- 3	0- 3	HOME	0- 1	3- 1	6- 0				
6- 5	1- 1	1- 2	AWAY	1- 0	2- 1	1- 1				
0- 1	0- 0	0- 1	NEUTRAL	0- 0	0- 0	0- 0				
8- 5	0- 1	0- 2	NON-CONFERENCE	0- 1	1- 1	7- 0				
7- 3	0- 1	0- 0	HOME	0- 1	1- 1	6- 0				
1- 2	0- 0	0- 2	AWAY	0- 0	0- 0	1- 0				
0- 0	0- 0	0- 0	NEUTRAL	0- 0	0- 0	0- 0				
8- 9	2- 3	1- 4	CONFERENCE	1- 0	4- 1	0- 1				
3- 5	1- 2	0- 3	HOME	0- 0	2- 0	0- 0				
5- 3	1- 1	1- 0	AWAY	1- 0	2- 1	0- 1				
0- 1	0- 0	0- 1	NEUTRAL	0- 0	0- 0	0- 0				

RPI 1-25				RPI 26-50				RPI 51-100 Team's RPI: 96				RPI 101+			
RPI	S	Opponent	Score	RPI	S	Opponent	Score	RPI	S	Opponent	Score	RPI	S	Opponent	Score
1	A	Notre Dame	52 79	26	H	Syracuse	48 69	55	H	Penn	66 67	104	H	Missouri	74 68
4	H	Duke	75 76	33	A	Arizona St.	73 75	81	A	Virginia	83 63	115	A	Wake Forest	84 53
17	H	Middle Tenn.	55 61	36	H	Georgia Tech	87 89					115	H	Wake Forest	72 64
18	H	North Carolina St.	80 71	39	A	Florida St.	76 73					116	A	Virginia Tech	64 62
20	H	Maryland	52 67	39	H	Florida St.	63 68					124	H	Richmond	50 57
21	A	North Carolina	83 80	39	N	Florida St.	67 72					129	A	Boston College	62 63
				46	A	Minnesota	67 74					149	H	Pittsburgh	67 54
LAST 12 Division I GAMES:															
				39	N	Florida St.	67 72	20	H	Maryland	52 67				
				149	H	Pittsburgh	67 54	36	H	Georgia Tech	87 89				
				81	A	Virginia	83 63	21	A	North Carolina	83 80				
				115	H	Wake Forest	72 64	4	H	Duke	75 76				
				26	H	Syracuse	48 69	164	A	Clemson	52 60				
				39	A	Florida St.	76 73	1	A	Notre Dame	52 79				

Non-Div I Games:

Miami (FL)

■ Loss,
■ Non-Conf, S Site,
■ Home
■ Away
N Neutral

Average RPI Win:	201	WON-LOST	WINNING	LAST 10	STRENGTH OF	OPP. STRENGTH	TEAM	ADJ.	CONF.	ADJ CONF.
Average RPI Loss:	125	RECORD	PCT. RANK	GAMES	SCHEDULE	OF SCHEDULE	RPI	RPI	RPI	RPI
DIV. I ONLY	20- 10	78	9- 1	124	155	97	97	18	18	
DIV. I NON-CONF.	4- 5	188	0- 0	91	23	167	167	22	22	
TOTALS	RPI 1-25	RPI 26-50	W-L RECORDS	RPI 51-100	RPI 101-150	RPI 150+				
20- 10	0- 1	0- 1	OVERALL	2- 2	3- 2	15- 4				
10- 4	0- 1	0- 1	HOME	1- 0	2- 0	7- 2				
7- 6	0- 0	0- 0	AWAY	0- 2	0- 2	7- 2				
3- 0	0- 0	0- 0	NEUTRAL	1- 0	1- 0	1- 0				
4- 5	0- 1	0- 1	NON-CONFERENCE	0- 1	2- 1	2- 1				
2- 3	0- 1	0- 1	HOME	0- 0	1- 0	1- 1				
1- 2	0- 0	0- 0	AWAY	0- 1	0- 1	1- 0				
1- 0	0- 0	0- 0	NEUTRAL	0- 0	1- 0	0- 0				
16- 5	0- 0	0- 0	CONFERENCE	2- 1	1- 1	13- 3				
8- 1	0- 0	0- 0	HOME	1- 0	1- 0	6- 1				
6- 4	0- 0	0- 0	AWAY	0- 1	0- 1	6- 2				
2- 0	0- 0	0- 0	NEUTRAL	1- 0	0- 0	1- 0				

RPI 1-25				RPI 26-50				RPI 51-100 Team's RPI: 97				RPI 101+			
RPI	S	Opponent	Score	RPI	S	Opponent	Score	RPI	S	Opponent	Score	RPI	S	Opponent	Score
3	H	Stanford	54 86	34	H	Southern California	54 63	56	A	Washington St.	79 92	125	A	Wyoming	76 87
								73	A	Colorado St.	47 53	125	H	Wyoming	65 60
								73	H	Colorado St.	60 50	131	N	Liberty	70 66
								73	N	Colorado St.	77 68	138	A	Seton Hall	58 64
												142	H	Portland	76 67
												159	A	Nevada	60 63
												159	H	Nevada	73 48
												159	N	Nevada	82 71
												161	H	Utah St.	72 70
												177	H	San Francisco	47 76
												190	A	Boise St.	78 72
												190	H	Boise St.	72 63
												217	A	San Diego St.	67 63
												217	H	San Diego St.	69 70
												223	A	Cal St. Fullerton	68 57
												234	A	UNLV	79 63
												234	A	UNLV	80 65
												234	H	UNLV	70 52
												246	H	Santa Clara	69 49
												265	A	San Jose St.	66 68
												265	H	San Jose St.	107 80
												275	A	New Mexico	75 73
												343	A	Air Force	77 43
												343	H	Air Force	76 49
LAST 12 Division I GAMES:															
				73	N	Colorado St.	77 68	161	H	Utah St.	72 70				
				159	N	Nevada	82 71	125	H	Wyoming	65 60				
				234	A	UNLV	80 65	73	A	Colorado St.	47 53				
				265	H	San Jose St.	107 80	159	H	Nevada	73 48				
				217	A	San Diego St.	67 63	265	A	San Jose St.	66 68				
				190	A	Boise St.	78 72	343	H	Air Force	76 49				

Non-Div I Games: UC Merced 74 50 San Diego Christian82 28

Fresno St.

Loss, Non-Conf, S Site, H Home A Away N Neutral

Southern Utah

Through Games Of March 16, 2014

Average RPI Win:	211	WON-LOST	WINNING	LAST 10	STRENGTH OF	OPP. STRENGTH	TEAM	ADJ.	CONF.	ADJ CONF.
Average RPI Loss:	143	RECORD	PCT. RANK	GAMES	SCHEDULE	OF SCHEDULE	RPI	RPI	RPI	RPI
DIV. I ONLY	20- 9	70	8- 2	188	197	98	98	14	14	
DIV. I NON-CONF.	4- 3	125	0- 0	255	267	136	136	17	17	
TOTALS	RPI 1-25	RPI 26-50	W-L RECORDS	RPI 51-100	RPI 101-150	RPI 150+				
20- 9	0- 0	0- 1	OVERALL	1- 1	4- 3	15- 4				
10- 1	0- 0	0- 0	HOME	1- 0	2- 0	7- 1				
9- 6	0- 0	0- 0	AWAY	0- 1	1- 2	8- 3				
1- 2	0- 0	0- 1	NEUTRAL	0- 0	1- 1	0- 0				
4- 3	0- 0	0- 1	NON-CONFERENCE	0- 0	0- 1	4- 1				
1- 0	0- 0	0- 0	HOME	0- 0	0- 0	1- 0				
3- 2	0- 0	0- 0	AWAY	0- 0	0- 1	3- 1				
0- 1	0- 0	0- 1	NEUTRAL	0- 0	0- 0	0- 0				
16- 6	0- 0	0- 0	CONFERENCE	1- 1	4- 2	11- 3				
9- 1	0- 0	0- 0	HOME	1- 0	2- 0	6- 1				
6- 4	0- 0	0- 0	AWAY	0- 1	1- 1	5- 2				
1- 1	0- 0	0- 0	NEUTRAL	0- 0	1- 1	0- 0				

RPI 1-25				RPI 26-50				RPI 51-100				Team's RPI: 98		RPI 101+			
RPI	S	Opponent	Score	RPI	S	Opponent	Score	RPI	S	Opponent	Score			RPI	S	Opponent	Score
				36	N	Georgia Tech	60 85	80	A	North Dakota	68 71			101	A	Montana	73 81
								80	H	North Dakota	73 53			101	H	Montana	69 49
														101	N	Montana	69 73
														106	A	Colorado	59 75
														133	A	Sacramento St.	97 79
														133	H	Sacramento St.	93 74
														133	N	Sacramento St.	86 78
														151	A	Eastern Wash.	54 59
														151	H	Eastern Wash.	62 61
														176	A	Idaho St.	70 66
														176	H	Idaho St.	65 69
														190	A	Boise St.	90 86
														194	A	Montana St.	87 81
														194	H	Montana St.	70 60
														203	A	A&M-Corpus Christi	74 67
														220	A	Northern Colo.	75 63
														220	H	Northern Colo.	63 48
														251	A	Houston Baptist	77 88
														272	A	Portland St.	86 79
														272	H	Portland St.	69 60
LAST 12 Division I GAMES:																	
				101	N	Montana	69 73	272	A	Portland St.	86 79			289	A	Northern Ariz.	77 82
				133	N	Sacramento St.	86 78	151	A	Eastern Wash.	54 59			289	H	Northern Ariz.	93 59
				220	H	Northern Colo.	63 48	310	A	Weber St.	80 64			300	A	LIU Brooklyn	57 44
				80	H	North Dakota	73 53	176	A	Idaho St.	70 66			310	A	Weber St.	80 64
				194	H	Montana St.	70 60	289	H	Northern Ariz.	93 59			310	H	Weber St.	76 64
				101	H	Montana	69 49	133	H	Sacramento St.	93 74			338	H	Utah Valley	74 63

Non-Div I Games: Westminster (UT) 68 65 Arizona Christian 101 44

Southern Utah

Loss, Non-Conf, S Site, H Home A Away N Neutral

SMU				STRENGTH OF SCHEDULE	OPP. STRENGTH OF SCHEDULE	TEAM RPI	ADJ. RPI	CONF. RPI	ADJ CONF. RPI
Average RPI Win:	195	WON-LOST RECORD	WINNING PCT. RANK						
Average RPI Loss:	51		LAST 10 GAMES						
DIV. I ONLY	17- 13	123	4- 6	83	71	99	99	6	6
DIV. I NON-CONF.	9- 2	44	0- 0	175	150	49	49	6	6

TOTALS	RPI 1-25	RPI 26-50	W-L RECORDS	RPI 51-100	RPI 101-150	RPI 150+			
17- 13	0- 5	0- 0	OVERALL	1- 6	4- 1	12- 1			
10- 4	0- 2	0- 0	HOME	1- 2	2- 0	7- 0			
6- 7	0- 2	0- 0	AWAY	0- 3	1- 1	5- 1			
1- 2	0- 1	0- 0	NEUTRAL	0- 1	1- 0	0- 0			
9- 2	0- 1	0- 0	NON-CONFERENCE	1- 1	1- 0	7- 0			
5- 0	0- 0	0- 0	HOME	1- 0	0- 0	4- 0			
3- 1	0- 0	0- 0	AWAY	0- 1	0- 0	3- 0			
1- 1	0- 1	0- 0	NEUTRAL	0- 0	1- 0	0- 0			
8- 11	0- 4	0- 0	CONFERENCE	0- 5	3- 1	5- 1			
5- 4	0- 2	0- 0	HOME	0- 2	2- 0	3- 0			
3- 6	0- 2	0- 0	AWAY	0- 2	1- 1	2- 1			
0- 1	0- 0	0- 0	NEUTRAL	0- 1	0- 0	0- 0			

RPI 1-25				RPI 26-50				RPI 51-100 Team's RPI: 99				RPI 101+			
RPI	S	Opponent	Score	RPI	S	Opponent	Score	RPI	S	Opponent	Score	RPI	S	Opponent	Score
2	A	UConn	41 102					51	A	Rutgers	54 64	102	A	Temple	66 80
2	H	UConn	48 81					51	H	Rutgers	64 65	102	H	Temple	85 75
5	N	Tennessee	47 87					51	N	Rutgers	49 68	134	A	Cincinnati	54 43
8	A	Louisville	51 71					57	A	South Fla.	51 72	134	H	Cincinnati	66 47
8	H	Louisville	66 81					57	H	South Fla.	62 76	150	N	Kansas St.	68 57
								59	A	UTEP	71 76	151	A	Eastern Wash.	75 70
								90	H	TCU	72 68	178	A	Stephen F. Austin	81 69
												181	A	Memphis	78 74
												181	H	Memphis	80 75
												209	H	Lamar	82 79
												212	A	UCF	54 59
												212	H	UCF	79 67
												233	A	North Texas	84 79
												236	A	Houston	73 60
												236	H	Houston	67 50
												274	H	Southeastern La.	82 39
												302	H	Mississippi Val.	91 52
												309	H	Grambling	87 65
LAST 12 Division I GAMES:															
51	N	Rutgers	49 68	212	A	UCF	54 59								
212	H	UCF	79 67	51	H	Rutgers	64 65								
57	A	South Fla.	51 72	2	A	UConn	41 102								
2	H	UConn	48 81	102	H	Temple	85 75								
181	A	Memphis	78 74	134	H	Cincinnati	66 47								
236	H	Houston	67 50	236	A	Houston	73 60								

Non-Div I Games:

SMU

■ Loss,
 ■ Non-Conf,
 ■ S Site,
 ■ Home
 ■ Away
 N Neutral

Average RPI Win:	222	WON-LOST	WINNING	LAST 10	STRENGTH OF	OPP. STRENGTH	TEAM	ADJ.	CONF.	ADJ CONF.
Average RPI Loss:	64	RECORD	PCT. RANK	GAMES	SCHEDULE	OF SCHEDULE	RPI	RPI	RPI	RPI
DIV. I ONLY	22- 9	55	5- 5	261	98	100	100	9	9	
DIV. I NON-CONF.	12- 1	11	0- 0	337	220	103	103	9	9	
TOTALS	RPI 1-25	RPI 26-50	W-L RECORDS	RPI 51-100	RPI 101-150	RPI 150+				
22- 9	1- 3	0- 1	OVERALL	2- 3	3- 1	16- 1				
11- 2	1- 0	0- 1	HOME	1- 1	2- 0	7- 0				
10- 6	0- 2	0- 0	AWAY	1- 2	0- 1	9- 1				
1- 1	0- 1	0- 0	NEUTRAL	0- 0	1- 0	0- 0				
12- 1	0- 0	0- 0	NON-CONFERENCE	0- 1	1- 0	11- 0				
5- 0	0- 0	0- 0	HOME	0- 0	1- 0	4- 0				
7- 1	0- 0	0- 0	AWAY	0- 1	0- 0	7- 0				
0- 0	0- 0	0- 0	NEUTRAL	0- 0	0- 0	0- 0				
10- 8	1- 3	0- 1	CONFERENCE	2- 2	2- 1	5- 1				
6- 2	1- 0	0- 1	HOME	1- 1	1- 0	3- 0				
3- 5	0- 2	0- 0	AWAY	1- 1	0- 1	2- 1				
1- 1	0- 1	0- 0	NEUTRAL	0- 0	1- 0	0- 0				

RPI S Opponent	Score	RPI S Opponent	Score	RPI S Opponent	Score	RPI S Opponent	Score
16 A Dayton	69 73	37 H Fordham	73 76	52 A Ohio St.	71 83	124 A Richmond	60 73
16 N Dayton	61 62			62 H St. Bonaventure	74 57	124 H Richmond	63 62
22 A Saint Joseph's	51 70			72 A George Washington	62 80	124 N Richmond	61 52
22 H Saint Joseph's	73 69			79 A Duquesne	71 68	130 H Old Dominion	81 68
				79 H Duquesne	65 77	162 A La Salle	58 63
						184 H Elon	93 76
						187 H Florida A&M	94 67
						201 H Cleveland St.	76 75
						210 H Saint Louis	74 67
						211 A Youngstown St.	85 66
						248 A Tex.-Pan American	67 57
						266 H Manhattan	85 64
						277 A Wagner	87 61
						281 H George Mason	112 86
						313 A Massachusetts	81 51
						313 H Massachusetts	112 54
						321 A UNC Greensboro	95 72
						330 A NJIT	77 72
						333 A Texas-Arlington	74 63
						334 A Rhode Island	70 44
						341 A UMBC	75 55
LAST 12 Division I GAMES:							
16 N Dayton	61 62	72 A George Washington	62 80				
124 N Richmond	61 52	124 H Richmond	63 62				
124 A Richmond	60 73	16 A Dayton	69 73				
210 H Saint Louis	74 67	22 A Saint Joseph's	51 70				
62 H St. Bonaventure	74 57	281 H George Mason	112 86				
334 A Rhode Island	70 44	79 H Duquesne	65 77				

Non-Div I Games:

VCU

■ Loss,
■ Non-Conf,
■ S Site,
■ H Home
■ A Away
N Neutral

Montana

Through Games Of March 16, 2014

Average RPI Win: 193	WON-LOST	WINNING	LAST 10	STRENGTH OF	OPP. STRENGTH	TEAM	ADJ.	CONF.	ADJ CONF.
Average RPI Loss: 162	RECORD	PCT. RANK	GAMES	SCHEDULE	OF SCHEDULE	RPI	RPI	RPI	RPI
DIV. I ONLY	21- 10	75	7- 3	187	171	101	101	14	14
DIV. I NON-CONF.	5- 3	106	0- 0	273	134	175	175	17	17
TOTALS	RPI 1-25	RPI 26-50	W-L RECORDS	RPI 51-100	RPI 101-150	RPI 150+			
21- 10	0- 0	0- 0	OVERALL	4- 3	2- 3	15- 4			
13- 1	0- 0	0- 0	HOME	3- 0	2- 1	8- 0			
6- 8	0- 0	0- 0	AWAY	0- 3	0- 2	6- 3			
2- 1	0- 0	0- 0	NEUTRAL	1- 0	0- 0	1- 1			
5- 3	0- 0	0- 0	NON-CONFERENCE	1- 0	1- 2	3- 1			
3- 1	0- 0	0- 0	HOME	1- 0	1- 1	1- 0			
2- 1	0- 0	0- 0	AWAY	0- 0	0- 1	2- 0			
0- 1	0- 0	0- 0	NEUTRAL	0- 0	0- 0	0- 1			
16- 7	0- 0	0- 0	CONFERENCE	3- 3	1- 1	12- 3			
10- 0	0- 0	0- 0	HOME	2- 0	1- 0	7- 0			
4- 7	0- 0	0- 0	AWAY	0- 3	0- 1	4- 3			
2- 0	0- 0	0- 0	NEUTRAL	1- 0	0- 0	1- 0			

RPI S	Opponent	Score	RPI S	Opponent	Score	RPI S	Opponent	Score	RPI S	Opponent	Score	Team's RPI: 101
						80	A North Dakota	55 72	102	H Temple	52 61	
						80	A North Dakota	57 62	125	A Wyoming	65 79	
						80	H North Dakota	52 49	133	A Sacramento St.	81 91	
						87	H Idaho	59 56	133	H Sacramento St.	87 76	
						98	A Southern Utah	49 69	142	H Portland	68 61	
						98	H Southern Utah	81 73	151	A Eastern Wash.	61 71	
						98	N Southern Utah	73 69	151	H Eastern Wash.	81 64	
									171	H UC Irvine	71 48	
									176	A Idaho St.	76 67	
									176	H Idaho St.	67 48	
									194	A Montana St.	72 65	
									194	H Montana St.	84 79	
									194	N Montana St.	75 66	
									220	A Northern Colo.	54 57	
									220	H Northern Colo.	61 55	
									232	A Loyola Marymount	49 47	
									271	A Denver	84 58	
									272	A Portland St.	65 55	
									272	H Portland St.	94 58	
									289	A Northern Ariz.	87 67	
									289	H Northern Ariz.	83 66	
									310	A Weber St.	54 56	
									310	H Weber St.	68 52	
									318	N North Dakota St.	53 70	
LAST 12 Division I GAMES:												
			80	A North Dakota	55 72	98	A Southern Utah	49 69				
			98	N Southern Utah	73 69	176	A Idaho St.	76 67				
			194	N Montana St.	75 66	310	A Weber St.	54 56				
			289	H Northern Ariz.	83 66	80	H North Dakota	52 49				
			133	H Sacramento St.	87 76	220	H Northern Colo.	61 55				
			194	A Montana St.	72 65	151	A Eastern Wash.	61 71				

Non-Div I Games: Mont. St.-Northern 76 49

Montana

Loss, Non-Conf, S Site, H Home A Away N Neutral

Average RPI Win:	175	WON-LOST	WINNING	LAST 10	STRENGTH OF	OPP. STRENGTH	TEAM	ADJ.	CONF.	ADJ CONF.
Average RPI Loss:	44	RECORD	PCT. RANK	GAMES	SCHEDULE	OF SCHEDULE	RPI	RPI	RPI	RPI
DIV. I ONLY	14- 16	185	4- 6	26	63	102	102	6	6	
DIV. I NON-CONF.	6- 5	136	0- 0	20	72	74	74	6	6	
TOTALS	RPI 1-25	RPI 26-50	W-L RECORDS	RPI 51-100	RPI 101-150	RPI 150+				
14- 16	0- 5	0- 3	OVERALL	2- 7	3- 1	9- 0				
7- 9	0- 3	0- 2	HOME	2- 3	0- 1	5- 0				
7- 6	0- 2	0- 1	AWAY	0- 3	3- 0	4- 0				
0- 1	0- 0	0- 0	NEUTRAL	0- 1	0- 0	0- 0				
6- 5	0- 1	0- 3	NON-CONFERENCE	1- 1	2- 0	3- 0				
3- 4	0- 1	0- 2	HOME	1- 1	0- 0	2- 0				
3- 1	0- 0	0- 1	AWAY	0- 0	2- 0	1- 0				
0- 0	0- 0	0- 0	NEUTRAL	0- 0	0- 0	0- 0				
8- 11	0- 4	0- 0	CONFERENCE	1- 6	1- 1	6- 0				
4- 5	0- 2	0- 0	HOME	1- 2	0- 1	3- 0				
4- 5	0- 2	0- 0	AWAY	0- 3	1- 0	3- 0				
0- 1	0- 0	0- 0	NEUTRAL	0- 1	0- 0	0- 0				

RPI	S	Opponent	Score	RPI	S	Opponent	Score	RPI	S	Opponent	Score	RPI	S	Opponent	Score	Team's RPI: 102
2	A	UConn	36 80	26	A	Syracuse	76 82	51	A	Rutgers	58 67	101	A	Montana	61 52	
2	H	UConn	56 93	31	H	Michigan St.	70 74	51	H	Rutgers	68 74	118	A	Delaware	70 58	
8	A	Louisville	50 60	50	H	Villanova	58 59	55	H	Penn	70 74	134	A	Cincinnati	58 47	
8	H	Louisville	68 77					57	A	South Fla.	51 64	134	H	Cincinnati	53 55	
22	H	Saint Joseph's	53 73					57	H	South Fla.	69 72	162	A	La Salle	60 47	
								57	N	South Fla.	44 72	181	A	Memphis	63 56	
								67	H	Auburn	78 74	181	H	Memphis	64 51	
								99	A	SMU	75 85	212	A	UCF	64 54	
								99	H	SMU	80 66	212	H	UCF	75 54	
												231	H	Oakland	81 57	
												236	A	Houston	79 46	
												236	H	Houston	66 54	
												278	H	Howard	83 58	
LAST 12 Division I GAMES:																
57	N	South Fla.	44 72	8	A	Louisville	50 60									
236	H	Houston	66 54	181	H	Memphis	64 51									
212	A	UCF	64 54	236	A	Houston	79 46									
51	A	Rutgers	58 67	99	A	SMU	75 85									
57	H	South Fla.	69 72	2	H	UConn	56 93									
134	H	Cincinnati	53 55	51	H	Rutgers	68 74									

Non-Div I Games:

Temple

Albany (NY)

Through Games Of March 16, 2014

Average RPI Win:	261	WON-LOST	WINNING	LAST 10	STRENGTH OF	OPP. STRENGTH	TEAM	ADJ.	CONF.	ADJ CONF.
Average RPI Loss:	97	RECORD	PCT. RANK	GAMES	SCHEDULE	OF SCHEDULE	RPI	RPI	RPI	RPI
DIV. I ONLY	28- 4	10	9- 1	331	290	103	103	31	31	
DIV. I NON-CONF.	10- 3	58	0- 0	311	110	109	109	31	31	
TOTALS	RPI 1-25	RPI 26-50	W-L RECORDS	RPI 51-100	RPI 101-150	RPI 150+				
28- 4	0- 1	1- 0	OVERALL	0- 1	2- 1	25- 1				
15- 2	0- 0	1- 0	HOME	0- 1	1- 1	13- 0				
13- 2	0- 1	0- 0	AWAY	0- 0	1- 0	12- 1				
0- 0	0- 0	0- 0	NEUTRAL	0- 0	0- 0	0- 0				
10- 3	0- 1	1- 0	NON-CONFERENCE	0- 1	0- 0	9- 1				
5- 1	0- 0	1- 0	HOME	0- 1	0- 0	4- 0				
5- 2	0- 1	0- 0	AWAY	0- 0	0- 0	5- 1				
0- 0	0- 0	0- 0	NEUTRAL	0- 0	0- 0	0- 0				
18- 1	0- 0	0- 0	CONFERENCE	0- 0	2- 1	16- 0				
10- 1	0- 0	0- 0	HOME	0- 0	1- 1	9- 0				
8- 0	0- 0	0- 0	AWAY	0- 0	1- 0	7- 0				
0- 0	0- 0	0- 0	NEUTRAL	0- 0	0- 0	0- 0				

RPI 1-25				RPI 26-50				RPI 51-100				RPI 101+ Team's RPI: 103			
RPI	S	Opponent	Score	RPI	S	Opponent	Score	RPI	S	Opponent	Score	RPI	S	Opponent	Score
4	A	Duke	51 80	41	H	Marist	69 59	69	H	Quinnipiac	53 74	135	A	Stony Brook	66 51
												135	H	Stony Brook	70 46
												135	H	Stony Brook	56 66
												179	A	Hofstra	56 60
												200	A	Northeastern	75 66
												213	H	Colgate	64 50
												223	H	Cal St. Fullerton	71 49
												227	A	New Hampshire	60 47
												227	H	New Hampshire	88 47
												228	A	Maine	58 56
												228	H	Maine	84 56
												237	A	Hartford	69 52
												237	H	Hartford	65 51
												237	H	Hartford	90 68
												244	H	Western Mich.	77 61
												247	A	Providence	70 60
												291	A	Siena	69 42
												307	A	Dartmouth	81 59
												322	H	Delaware St.	87 71
												328	A	Binghamton	66 36
												328	H	Binghamton	86 35
												328	H	Binghamton	77 59
												329	A	UMass Lowell	87 50
												329	H	UMass Lowell	93 47
												330	A	NJIT	75 64
												337	A	Vermont	94 49
LAST 12 Division I GAMES:															
135	H	Stony Brook	70 46	228	A	Maine	58 56								
237	H	Hartford	65 51	341	A	UMBC	56 46								
328	H	Binghamton	77 59	237	H	Hartford	90 68								
135	H	Stony Brook	56 66	329	H	UMass Lowell	93 47								
227	A	New Hampshire	60 47	337	H	Vermont	69 52								
328	H	Binghamton	86 35	135	A	Stony Brook	66 51								

Non-Div I Games:

Albany (NY)

■ Loss,
 ■ Non-Conf, S Site,
 ■ Home
 ■ Away
 N Neutral

RPI	S	Opponent	Score	
337	H	Vermont	69	52
341	A	UMBC	56	46
341	H	UMBC	65	39

A
l
b
a
n
y
(
N
Y
)

A
l
b
a
n
y
(
N
Y
)

Albany (NY)

Average RPI Win:	186	WON-LOST	WINNING	LAST 10	STRENGTH OF	OPP. STRENGTH	TEAM	ADJ.	CONF.	ADJ CONF.
Average RPI Loss:	59	RECORD	PCT. RANK	GAMES	SCHEDULE	OF SCHEDULE	RPI	RPI	RPI	RPI
DIV. I ONLY	17- 13	123	4- 6	87	64	104	104	1	1	
DIV. I NON-CONF.	11- 2	31	0- 0	285	292	83	83	1	1	
TOTALS	RPI 1-25	RPI 26-50	W-L RECORDS	RPI 51-100	RPI 101-150	RPI 150+				
17- 13	0- 6	2- 0	OVERALL	3- 6	0- 0	12- 1				
11- 5	0- 3	2- 0	HOME	0- 2	0- 0	9- 0				
5- 7	0- 3	0- 0	AWAY	3- 3	0- 0	2- 1				
1- 1	0- 0	0- 0	NEUTRAL	0- 1	0- 0	1- 0				
11- 2	0- 0	0- 0	NON-CONFERENCE	1- 1	0- 0	10- 1				
8- 0	0- 0	0- 0	HOME	0- 0	0- 0	8- 0				
2- 2	0- 0	0- 0	AWAY	1- 1	0- 0	1- 1				
1- 0	0- 0	0- 0	NEUTRAL	0- 0	0- 0	1- 0				
6- 11	0- 6	2- 0	CONFERENCE	2- 5	0- 0	2- 0				
3- 5	0- 3	2- 0	HOME	0- 2	0- 0	1- 0				
3- 5	0- 3	0- 0	AWAY	2- 2	0- 0	1- 0				
0- 1	0- 0	0- 0	NEUTRAL	0- 1	0- 0	0- 0				

RPI	S	Opponent	Score	RPI	S	Opponent	Score	RPI	S	Opponent	Score	RPI	S	Opponent	Score	Team's RPI: 104
5	H	Tennessee	50 56	43	H	Vanderbilt	59 54	63	A	Florida	81 76	157	A	Ole Miss	85 76	
6	A	South Carolina	62 78	47	H	Georgia	66 56	67	A	Auburn	68 58	157	H	Ole Miss	75 72	
10	A	Kentucky	69 80					74	A	Arkansas	70 72	193	A	Missouri St.	53 67	
14	H	Texas A&M	57 62					74	H	Arkansas	66 69	196	H	Belmont	82 70	
15	A	LSU	58 75					75	A	UT Martin	77 74	206	H	Evansville	78 43	
15	H	LSU	68 87					77	H	Alabama	56 59	210	A	Saint Louis	74 59	
								95	A	Mississippi St.	62 69	237	N	Hartford	68 45	
								95	N	Mississippi St.	70 73	254	H	Western Ill.	75 60	
								96	A	Miami (FL)	68 74	259	H	Oral Roberts	86 64	
												283	H	Bradley	126 55	
												292	H	SIU Edwardsville	59 48	
												308	H	UMKC	78 69	
												311	H	Southeast Mo. St.	62 57	
LAST 12 Division I GAMES:																
		95 N Mississippi St.	70 73			77 H Alabama	56 59									
		74 A Arkansas	70 72			15 A LSU	58 75									
		157 H Ole Miss	75 72			6 A South Carolina	62 78									
		5 H Tennessee	50 56			43 H Vanderbilt	59 54									
		63 A Florida	81 76			95 A Mississippi St.	62 69									
		67 A Auburn	68 58			14 H Texas A&M	57 62									

Non-Div I Games:

Missouri

■ Loss,
 ■ Non-Conf, S Site,
 ■ Home
 ■ Away
 N Neutral

Colorado

Through Games Of March 16, 2014

Average RPI Win:	174	WON-LOST	WINNING	LAST 10	STRENGTH OF	OPP. STRENGTH	TEAM	ADJ.	CONF.	ADJ CONF.
Average RPI Loss:	49	RECORD	PCT. RANK	GAMES	SCHEDULE	OF SCHEDULE	RPI	RPI	RPI	RPI
DIV. I ONLY	17- 14	137	4- 6	88	48	106	106	5	5	
DIV. I NON-CONF.	10- 1	22	0- 0	116	163	15	15	3	3	
TOTALS	RPI 1-25	RPI 26-50	W-L RECORDS	RPI 51-100	RPI 101-150	RPI 150+				
17- 14	1- 3	0- 6	OVERALL	5- 4	2- 0	9- 1				
10- 6	1- 1	0- 3	HOME	2- 2	0- 0	7- 0				
6- 7	0- 1	0- 3	AWAY	2- 2	2- 0	2- 1				
1- 1	0- 1	0- 0	NEUTRAL	1- 0	0- 0	0- 0				
10- 1	1- 1	0- 0	NON-CONFERENCE	2- 0	1- 0	6- 0				
7- 0	1- 0	0- 0	HOME	1- 0	0- 0	5- 0				
3- 1	0- 1	0- 0	AWAY	1- 0	1- 0	1- 0				
0- 0	0- 0	0- 0	NEUTRAL	0- 0	0- 0	0- 0				
7- 13	0- 2	0- 6	CONFERENCE	3- 4	1- 0	3- 1				
3- 6	0- 1	0- 3	HOME	1- 2	0- 0	2- 0				
3- 6	0- 0	0- 3	AWAY	1- 2	1- 0	1- 1				
1- 1	0- 1	0- 0	NEUTRAL	1- 0	0- 0	0- 0				

RPI 1-25				RPI 26-50				RPI 51-100				RPI 101+ Team's RPI: 106			
RPI	S	Opponent	Score	RPI	S	Opponent	Score	RPI	S	Opponent	Score	RPI	S	Opponent	Score
3	H	Stanford	77 87	27	H	California	55 57	56	A	Washington St.	60 70	123	A	Oregon	81 75
3	N	Stanford	54 69	33	A	Arizona St.	51 55	56	H	Washington St.	77 80	125	A	Wyoming	63 59
8	A	Louisville	62 69	33	H	Arizona St.	66 68	73	A	Colorado St.	63 59	172	H	Rice	75 58
23	H	Iowa	90 87	34	A	Southern California	45 55	89	A	Washington	71 81	180	H	Illinois	79 56
				34	H	Southern California	59 66	89	H	Washington	80 87	185	A	Utah	55 58
				35	A	Oregon St.	63 75	92	A	UCLA	61 59	185	H	Utah	61 45
								92	H	UCLA	62 42	256	A	Arizona	61 56
								92	N	UCLA	76 65	256	H	Arizona	68 47
								98	H	Southern Utah	75 59	271	H	Denver	83 61
												275	A	New Mexico	85 53
												316	H	South Ala.	94 61
												326	H	Alcorn	83 33
LAST 12 Division I GAMES:															
		3 N Stanford	54 69			56 H Washington St.	77 80								
		92 N UCLA	76 65			89 H Washington	80 87								
		34 H Southern California	59 66			123 A Oregon	81 75								
		92 H UCLA	62 42			35 A Oregon St.	63 75								
		256 A Arizona	61 56			185 H Utah	61 45								
		33 A Arizona St.	51 55			185 A Utah	55 58								

Non-Div I Games:

Colorado

■ Loss,
■ Non-Conf,
■ S Site,
■ H Home
■ A Away
N Neutral

Average RPI Win:	246	WON-LOST	WINNING	LAST 10	STRENGTH OF	OPP. STRENGTH	TEAM	ADJ.	CONF.	ADJ CONF.
Average RPI Loss:	133	RECORD	PCT. RANK	GAMES	SCHEDULE	OF SCHEDULE	RPI	RPI	RPI	RPI
DIV. I ONLY	24- 8	40	10- 0	252	263	107	107	24	24	
DIV. I NON-CONF.	8- 3	67	0- 0	199	222	97	97	26	26	
TOTALS	RPI 1-25	RPI 26-50	W-L RECORDS	RPI 51-100	RPI 101-150	RPI 150+				
24- 8	0- 1	0- 1	OVERALL	0- 0	3- 4	21- 2				
11- 3	0- 1	0- 0	HOME	0- 0	1- 1	10- 1				
8- 5	0- 0	0- 1	AWAY	0- 0	0- 3	8- 1				
5- 0	0- 0	0- 0	NEUTRAL	0- 0	2- 0	3- 0				
8- 3	0- 1	0- 1	NON-CONFERENCE	0- 0	0- 1	8- 0				
4- 1	0- 1	0- 0	HOME	0- 0	0- 0	4- 0				
2- 2	0- 0	0- 1	AWAY	0- 0	0- 1	2- 0				
2- 0	0- 0	0- 0	NEUTRAL	0- 0	0- 0	2- 0				
16- 5	0- 0	0- 0	CONFERENCE	0- 0	3- 3	13- 2				
7- 2	0- 0	0- 0	HOME	0- 0	1- 1	6- 1				
6- 3	0- 0	0- 0	AWAY	0- 0	0- 2	6- 1				
3- 0	0- 0	0- 0	NEUTRAL	0- 0	2- 0	1- 0				

RPI 1-25				RPI 26-50				RPI 51-100				RPI 101+ Team's RPI: 107			
RPI	S	Opponent	Score	RPI	S	Opponent	Score	RPI	S	Opponent	Score	RPI	S	Opponent	Score
8	H	Louisville	61 74	43	A	Vanderbilt	60 85					114	A	Arkansas St.	75 78
												114	H	Arkansas St.	64 67
												114	N	Arkansas St.	61 60
												132	A	Ball St.	77 85
												139	A	UALR	51 58
												139	H	UALR	65 39
												139	N	UALR	66 62
												153	A	Northern Ky.	74 64
												173	N	Georgetown	57 55
												195	A	Texas St.	75 45
												195	H	Texas St.	63 72
												196	N	Belmont	66 46
												244	H	Jackson St.	83 48
												250	A	Troy	86 69
												250	H	Troy	93 66
												261	A	Georgia St.	79 63
												261	H	Georgia St.	80 59
												263	H	Austin Peay	78 75
												273	A	La.-Lafayette	68 63
												273	H	La.-Lafayette	80 71
												273	N	La.-Lafayette	67 61
												279	A	La.-Monroe	77 73
												279	H	La.-Monroe	92 63
												295	H	Morehead St.	65 52
												311	A	Southeast Mo. St.	90 75
												312	H	Murray St.	86 63
LAST 12 Division I GAMES:															
				114	N	Arkansas St.	61 60	195	A	Texas St.	75 45				
				139	N	UALR	66 62	279	H	La.-Monroe	92 63				
				273	N	La.-Lafayette	67 61	316	H	South Ala.	81 55				
				261	A	Georgia St.	79 63	250	H	Troy	93 66				
				273	H	La.-Lafayette	80 71	139	A	UALR	51 58				
				333	A	Texas-Arlington	94 70	114	A	Arkansas St.	75 78				

Non-Div I Games:

Western Ky.

■ Loss,
■ Non-Conf,
■ S Site,
■ Home
■ Away
N Neutral

W
e
s
t
e
r
n
K
y
.

Western Ky.
RPI S Opponent Score

Through Games Of March 16, 2014

RPI	S	Opponent	Score	
316	A	South Ala.	65	74
316	H	South Ala.	81	55
333	A	Texas-Arlington	94	70
333	H	Texas-Arlington	59	46

W
e
s
t
e
r
n
K
y
.

Western Ky.

Northwestern

Through Games Of March 16, 2014

Average RPI Win:	153	WON-LOST	WINNING	LAST 10	STRENGTH OF	OPP. STRENGTH	TEAM	ADJ.	CONF.	ADJ CONF.
Average RPI Loss:	49	RECORD	PCT. RANK	GAMES	SCHEDULE	OF SCHEDULE	RPI	RPI	RPI	RPI
DIV. I ONLY	15- 15	163	2- 8	40	42	108	108	3	3	
DIV. I NON-CONF.	10- 3	58	0- 0	105	188	71	71	4	4	
TOTALS	RPI 1-25	RPI 26-50	W-L RECORDS	RPI 51-100	RPI 101-150	RPI 150+				
15- 15	3- 6	0- 4	OVERALL	1- 3	4- 1	7- 1				
11- 6	3- 2	0- 2	HOME	0- 1	3- 0	5- 1				
3- 7	0- 4	0- 2	AWAY	1- 1	1- 0	1- 0				
1- 2	0- 0	0- 0	NEUTRAL	0- 1	0- 1	1- 0				
10- 3	1- 1	0- 1	NON-CONFERENCE	0- 0	2- 1	7- 0				
8- 1	1- 1	0- 0	HOME	0- 0	2- 0	5- 0				
1- 1	0- 0	0- 1	AWAY	0- 0	0- 0	1- 0				
1- 1	0- 0	0- 0	NEUTRAL	0- 0	0- 1	1- 0				
5- 12	2- 5	0- 3	CONFERENCE	1- 3	2- 0	0- 1				
3- 5	2- 1	0- 2	HOME	0- 1	1- 0	0- 1				
2- 6	0- 4	0- 1	AWAY	1- 1	1- 0	0- 0				
0- 1	0- 0	0- 0	NEUTRAL	0- 1	0- 0	0- 0				

RPI S Opponent Score	RPI S Opponent Score	RPI S Opponent Score	RPI S Opponent Score
9 A Purdue 65 90	27 A California 51 65	52 A Ohio St. 62 71	119 N Indiana St. 67 70
9 H Purdue 71 68	31 H Michigan St. 44 75	52 N Ohio St. 77 86	121 H Ill.-Chicago 79 63
13 A Penn St. 73 82	46 A Minnesota 59 94	84 A Indiana 58 52	126 H IUPUI 72 61
13 H Penn St. 75 79	46 H Minnesota 64 82	93 H Michigan 68 70	140 A Wisconsin 77 73
18 H North Carolina St. 61 76			140 H Wisconsin 74 58
19 A Nebraska 65 66			152 H Lafayette 66 64
19 H Nebraska 63 59			179 H Hofstra 74 57
23 A Iowa 84 90			180 H Illinois 74 76
25 H DePaul 82 79			200 N Northeastern 73 46
			234 H UNLV 57 53
			255 A Loyola Chicago 90 57
			259 H Oral Roberts 84 54
			346 H Chicago St. 64 33
LAST 12 Division I GAMES:			
52 N Ohio St. 77 86	23 A Iowa 84 90		
140 A Wisconsin 77 73	93 H Michigan 68 70		
31 H Michigan St. 44 75	13 H Penn St. 75 79		
52 A Ohio St. 62 71	84 A Indiana 58 52		
13 A Penn St. 73 82	19 H Nebraska 63 59		
46 H Minnesota 64 82	9 A Purdue 65 90		

Non-Div I Games:

Northwestern

■ Loss,
 ■ Non-Conf, S Site,
 ■ Home
 ■ Away
 N Neutral

Average RPI Win: 187	WON-LOST	WINNING	LAST 10	STRENGTH OF	OPP. STRENGTH	TEAM	ADJ.	CONF.	ADJ CONF.
Average RPI Loss: 110	RECORD	PCT. RANK	GAMES	SCHEDULE	OF SCHEDULE	RPI	RPI	RPI	RPI
DIV. I ONLY	17- 13	123	6- 4	94	131	109	109	17	17
DIV. I NON-CONF.	6- 6	148	0- 0	11	37	56	56	14	14
TOTALS	RPI 1-25	RPI 26-50	W-L RECORDS	RPI 51-100	RPI 101-150	RPI 150+			
17- 13	0- 1	2- 3	OVERALL	2- 1	1- 5	12- 3			
11- 3	0- 1	2- 0	HOME	1- 1	1- 1	7- 0			
6- 9	0- 0	0- 3	AWAY	1- 0	0- 3	5- 3			
0- 1	0- 0	0- 0	NEUTRAL	0- 0	0- 1	0- 0			
6- 6	0- 1	2- 3	NON-CONFERENCE	2- 1	0- 1	2- 0			
4- 2	0- 1	2- 0	HOME	1- 1	0- 0	1- 0			
2- 4	0- 0	0- 3	AWAY	1- 0	0- 1	1- 0			
0- 0	0- 0	0- 0	NEUTRAL	0- 0	0- 0	0- 0			
11- 7	0- 0	0- 0	CONFERENCE	0- 0	1- 4	10- 3			
7- 1	0- 0	0- 0	HOME	0- 0	1- 1	6- 0			
4- 5	0- 0	0- 0	AWAY	0- 0	0- 2	4- 3			
0- 1	0- 0	0- 0	NEUTRAL	0- 0	0- 1	0- 0			

RPI 1-25				RPI 26-50				RPI 51-100				RPI 101+ Team's RPI: 109			
RPI	S	Opponent	Score	RPI	S	Opponent	Score	RPI	S	Opponent	Score	RPI	S	Opponent	Score
12	H	West Virginia	56 59	33	A	Arizona St.	44 84	56	H	Washington St.	77 66	122	A	Cal Poly	60 62
				34	A	Southern California	55 66	73	H	Colorado St.	60 65	122	H	Cal Poly	74 78
				35	A	Oregon St.	64 76	78	A	Pacific	81 70	122	N	Cal Poly	52 66
				44	H	Chattanooga	60 55					146	A	Grand Canyon	51 54
				46	H	Minnesota	77 71					147	A	Cal St. Northridge	72 75
												147	H	Cal St. Northridge	54 44
												157	H	Ole Miss	79 63
												171	A	UC Irvine	55 54
												171	H	UC Irvine	85 59
												175	A	UC Davis	52 56
												175	H	UC Davis	64 50
												191	A	Long Beach St.	72 74
												191	A	Long Beach St.	52 49
												191	H	Long Beach St.	82 71
												223	A	Cal St. Fullerton	42 61
												223	H	Cal St. Fullerton	65 52
												289	A	Northern Ariz.	74 66
												304	A	UC Riverside	74 61
												304	H	UC Riverside	67 54
												317	A	UC Santa Barbara	63 60
												317	H	UC Santa Barbara	73 60
LAST 12 Division I GAMES:															
				122	N	Cal Poly	52 66	171	A	UC Irvine	55 54				
				191	A	Long Beach St.	52 49	223	H	Cal St. Fullerton	65 52				
				223	A	Cal St. Fullerton	42 61	304	H	UC Riverside	67 54				
				317	H	UC Santa Barbara	73 60	122	A	Cal Poly	60 62				
				191	H	Long Beach St.	82 71	317	A	UC Santa Barbara	63 60				
				175	A	UC Davis	52 56	147	A	Cal St. Northridge	72 75				

Non-Div I Games:

Hawaii

■ Loss,
 ■ Non-Conf, S Site,
 ■ Home
 ■ Away
 N Neutral

Average RPI Win: 228	WON-LOST	WINNING	LAST 10	STRENGTH OF	OPP. STRENGTH	TEAM	ADJ.	CONF.	ADJ CONF.
Average RPI Loss: 128	RECORD	PCT. RANK	GAMES	SCHEDULE	OF SCHEDULE	RPI	RPI	RPI	RPI
DIV. I ONLY	22- 9	55	8- 2	174	228	110	110	22	22
DIV. I NON-CONF.	7- 5	120	0- 0	130	168	121	121	21	21
TOTALS	RPI 1-25	RPI 26-50	W-L RECORDS	RPI 51-100	RPI 101-150	RPI 150+			
22- 9	0- 1	0- 1	OVERALL	3- 3	3- 1	16- 3			
10- 6	0- 1	0- 1	HOME	1- 2	2- 0	7- 2			
10- 3	0- 0	0- 0	AWAY	2- 1	1- 1	7- 1			
2- 0	0- 0	0- 0	NEUTRAL	0- 0	0- 0	2- 0			
7- 5	0- 1	0- 1	NON-CONFERENCE	1- 2	0- 1	6- 0			
2- 3	0- 1	0- 1	HOME	0- 1	0- 0	2- 0			
3- 2	0- 0	0- 0	AWAY	1- 1	0- 1	2- 0			
2- 0	0- 0	0- 0	NEUTRAL	0- 0	0- 0	2- 0			
15- 4	0- 0	0- 0	CONFERENCE	2- 1	3- 0	10- 3			
8- 3	0- 0	0- 0	HOME	1- 1	2- 0	5- 2			
7- 1	0- 0	0- 0	AWAY	1- 0	1- 0	5- 1			
0- 0	0- 0	0- 0	NEUTRAL	0- 0	0- 0	0- 0			

RPI 1-25				RPI 26-50				RPI 51-100				RPI 101+ Team's RPI: 110			
RPI	S	Opponent	Score	RPI	S	Opponent	Score	RPI	S	Opponent	Score	RPI	S	Opponent	Score
9	H	Purdue	45 49	49	H	South Dakota St.	54 66	62	A	St. Bonaventure	62 68	121	A	Ill.-Chicago	81 54
								79	A	Duquesne	68 60	121	H	Ill.-Chicago	66 50
								83	H	Wichita St.	58 63	121	H	Ill.-Chicago	68 59
								91	A	Wright St.	79 72	140	A	Wisconsin	61 65
								91	H	Wright St.	69 67	201	A	Cleveland St.	90 72
								91	H	Wright St.	69 88	201	H	Cleveland St.	59 56
												211	A	Youngstown St.	57 66
												211	H	Youngstown St.	63 72
												226	H	Northern Ill.	78 44
												228	A	Maine	66 49
												228	H	Maine	72 49
												231	A	Oakland	74 58
												231	H	Oakland	67 52
												284	N	William & Mary	90 44
												291	N	Siena	63 52
												296	A	Milwaukee	81 69
												296	H	Milwaukee	64 75
												320	A	Valparaiso	53 49
												320	H	Valparaiso	72 55
												320	H	Valparaiso	70 42
												336	A	Detroit	84 72
												336	H	Detroit	72 52
												337	A	Vermont	74 57
LAST 12 Division I GAMES:															
91	H	Wright St.	69 88	91	A	Wright St.	79 72								
121	H	Ill.-Chicago	68 59	211	H	Youngstown St.	63 72								
320	H	Valparaiso	72 55	201	H	Cleveland St.	59 56								
336	H	Detroit	72 52	296	A	Milwaukee	81 69								
231	H	Oakland	67 52	121	A	Ill.-Chicago	81 54								
320	A	Valparaiso	53 49	320	H	Valparaiso	70 42								

Non-Div I Games:

Green Bay

■ Loss,
 ■ Non-Conf, S Site,
 ■ Home
 ■ Away
 N Neutral

Holy Cross

Through Games Of March 16, 2014

Average RPI Win:	201	WON-LOST	WINNING	LAST 10	STRENGTH OF	OPP. STRENGTH	TEAM	ADJ.	CONF.	ADJ CONF.
Average RPI Loss:	103	RECORD	PCT. RANK	GAMES	SCHEDULE	OF SCHEDULE	RPI	RPI	RPI	RPI
DIV. I ONLY	20- 12	98	6- 4	154	116	111	111	11	11	
DIV. I NON-CONF.	8- 3	67	0- 0	310	112	138	138	11	11	
TOTALS	RPI 1-25	RPI 26-50	W-L RECORDS	RPI 51-100	RPI 101-150	RPI 150+				
20- 12	0- 0	0- 2	OVERALL	4- 5	1- 3	15- 2				
10- 5	0- 0	0- 1	HOME	1- 3	0- 1	9- 0				
9- 7	0- 0	0- 1	AWAY	3- 2	1- 2	5- 2				
1- 0	0- 0	0- 0	NEUTRAL	0- 0	0- 0	1- 0				
8- 3	0- 0	0- 2	NON-CONFERENCE	1- 0	0- 1	7- 0				
5- 1	0- 0	0- 1	HOME	1- 0	0- 0	4- 0				
2- 2	0- 0	0- 1	AWAY	0- 0	0- 1	2- 0				
1- 0	0- 0	0- 0	NEUTRAL	0- 0	0- 0	1- 0				
12- 9	0- 0	0- 0	CONFERENCE	3- 5	1- 2	8- 2				
5- 4	0- 0	0- 0	HOME	0- 3	0- 1	5- 0				
7- 5	0- 0	0- 0	AWAY	3- 2	1- 1	3- 2				
0- 0	0- 0	0- 0	NEUTRAL	0- 0	0- 0	0- 0				

RPI S	Opponent	Score	RPI S	Opponent	Score	RPI S	Opponent	Score	RPI S	Opponent	Score	Team's RPI: 111
37	H Fordham	49 75	58	A Army	58 68	129	A Boston College	60 77				
42	A Iowa St.	50 72	58	A Army	92 85	137	A Bucknell	79 66				
			58	H Army	57 70	137	A Bucknell	79 82				
			64	A Navy	57 64	137	H Bucknell	79 83				
			64	A Navy	75 56	152	A Lafayette	90 76				
			64	H Navy	53 60	152	H Lafayette	75 68				
			69	H Quinnipiac	84 71	200	H Northeastern	70 62				
			71	A American	63 60	204	A Boston U.	65 67				
			71	H American	53 58	204	H Boston U.	69 59				
						210	N Saint Louis	51 49				
						213	A Colgate	70 65				
						213	H Colgate	79 56				
						218	H Bryant	75 55				
						230	A Lehigh	82 87				
						230	H Lehigh	76 68				
						266	A Manhattan	74 58				
						303	A Loyola Maryland	80 65				
						303	H Loyola Maryland	59 49				
						307	H Dartmouth	84 59				
						313	H Massachusetts	76 54				
						329	A UMass Lowell	92 69				
LAST 12 Division I GAMES:												
58	A Army	58 68	152	A Lafayette	90 76							
64	A Navy	75 56	230	H Lehigh	76 68							
137	A Bucknell	79 66	58	A Army	92 85							
204	A Boston U.	65 67	137	A Bucknell	79 82							
303	H Loyola Maryland	59 49	213	H Colgate	79 56							
64	A Navy	57 64	71	H American	53 58							

Non-Div I Games:

Holy Cross

■ Loss,
 ■ Non-Conf,
 ■ S Site,
 ■ H Home
 ■ A Away
 N Neutral

Butler				STRENGTH OF SCHEDULE	OPP. STRENGTH OF SCHEDULE	TEAM RPI	ADJ. RPI	CONF. RPI	ADJ CONF. RPI
Average RPI Win:	179	WON-LOST RECORD	WINNING PCT. RANK						
Average RPI Loss:	76		LAST 10 GAMES						
DIV. I ONLY	15- 15	163	6- 4	58	90	112	112	7	7
DIV. I NON-CONF.	5- 6	173	0- 0	56	236	153	153	7	7

TOTALS	RPI 1-25		RPI 26-50	W-L RECORDS	RPI 51-100	RPI 101-150		RPI 150+	
15- 15	0- 2		0- 6	OVERALL	3- 3	2- 2		10- 2	
7- 7	0- 1		0- 4	HOME	1- 1	1- 1		5- 0	
6- 7	0- 1		0- 2	AWAY	2- 1	1- 1		3- 2	
2- 1	0- 0		0- 0	NEUTRAL	0- 1	0- 0		2- 0	
5- 6	0- 0		0- 2	NON-CONFERENCE	0- 1	0- 2		5- 1	
2- 3	0- 0		0- 2	HOME	0- 0	0- 1		2- 0	
1- 3	0- 0		0- 0	AWAY	0- 1	0- 1		1- 1	
2- 0	0- 0		0- 0	NEUTRAL	0- 0	0- 0		2- 0	
10- 9	0- 2		0- 4	CONFERENCE	3- 2	2- 0		5- 1	
5- 4	0- 1		0- 2	HOME	1- 1	1- 0		3- 0	
5- 4	0- 1		0- 2	AWAY	2- 0	1- 0		2- 1	
0- 1	0- 0		0- 0	NEUTRAL	0- 1	0- 0		0- 0	

RPI 1-25				RPI 26-50				RPI 51-100				RPI 101+ Team's RPI: 112			
RPI	S	Opponent	Score	RPI	S	Opponent	Score	RPI	S	Opponent	Score	RPI	S	Opponent	Score
25	A	DePaul	64 97	28	A	St. John's (NY)	55 58	66	A	Creighton	67 59	119	A	Indiana St.	56 62
25	H	DePaul	64 85	28	H	St. John's (NY)	55 58	66	H	Creighton	58 52	121	H	Ill.-Chicago	57 62
				32	H	Bowling Green	57 61	66	N	Creighton	52 61	138	A	Seton Hall	75 69
				48	H	St. Mary's (CA)	86 90	84	A	Indiana	69 84	138	H	Seton Hall	74 72
				50	A	Villanova	46 61	86	A	Marquette	74 70	151	N	Eastern Wash.	74 51
				50	H	Villanova	48 70	86	H	Marquette	59 61	153	H	Northern Ky.	53 47
												173	A	Georgetown	79 85
												173	H	Georgetown	67 59
												185	N	Utah	66 54
												199	A	Eastern Mich.	76 81
												201	H	Cleveland St.	85 69
												247	A	Providence	68 65
												247	H	Providence	72 69
												260	A	Xavier	68 54
												260	H	Xavier	57 52
												320	A	Valparaiso	65 50

LAST 12 Division I GAMES:															
				66	N	Creighton	52 61	50	A	Villanova	46 61				
				66	A	Creighton	67 59	86	A	Marquette	74 70				
				138	H	Seton Hall	74 72	28	H	St. John's (NY)	55 58				
				260	H	Xavier	57 52	260	A	Xavier	68 54				
				25	A	DePaul	64 97	247	H	Providence	72 69				
				173	H	Georgetown	67 59	25	H	DePaul	64 85				

Non-Div I Games:

Butler

Fairfield

Through Games Of March 16, 2014

Average RPI Win: 224	WON-LOST	WINNING	LAST 10	STRENGTH OF	OPP. STRENGTH	TEAM	ADJ.	CONF.	ADJ CONF.
Average RPI Loss: 127	RECORD	PCT. RANK	GAMES	SCHEDULE	OF SCHEDULE	RPI	RPI	RPI	RPI
DIV. I ONLY	20- 10	78	8- 2	192	173	113	113	16	16
DIV. I NON-CONF.	5- 4	131	0- 0	93	137	114	114	15	15
TOTALS	RPI 1-25	RPI 26-50	W-L RECORDS	RPI 51-100	RPI 101-150	RPI 150+			
20- 10	0- 1	1- 1	OVERALL	2- 4	1- 0	16- 4			
9- 4	0- 0	0- 1	HOME	1- 2	0- 0	8- 1			
8- 5	0- 1	1- 0	AWAY	1- 2	0- 0	6- 2			
3- 1	0- 0	0- 0	NEUTRAL	0- 0	1- 0	2- 1			
5- 4	0- 1	0- 0	NON-CONFERENCE	0- 2	1- 0	4- 1			
1- 2	0- 0	0- 0	HOME	0- 1	0- 0	1- 1			
1- 2	0- 1	0- 0	AWAY	0- 1	0- 0	1- 0			
3- 0	0- 0	0- 0	NEUTRAL	0- 0	1- 0	2- 0			
15- 6	0- 0	1- 1	CONFERENCE	2- 2	0- 0	12- 3			
8- 2	0- 0	0- 1	HOME	1- 1	0- 0	7- 0			
7- 3	0- 0	1- 0	AWAY	1- 1	0- 0	5- 2			
0- 1	0- 0	0- 0	NEUTRAL	0- 0	0- 0	0- 1			

RPI 1-25				RPI 26-50				RPI 51-100				RPI 101+ Team's RPI: 113			
RPI	S	Opponent	Score	RPI	S	Opponent	Score	RPI	S	Opponent	Score	RPI	S	Opponent	Score
11	A	Gonzaga	42 82	41	A	Marist	72 68	61	H	Oklahoma	51 79	143	N	UAB	59 54
				41	H	Marist	36 60	62	A	St. Bonaventure	59 74	162	H	La Salle	64 59
								68	A	Iona	55 68	203	A	A&M-Corpus Christi	58 55
								68	H	Iona	59 64	219	A	Rider	67 61
								69	A	Quinnipiac	61 52	219	H	Rider	52 50
								69	H	Quinnipiac	72 71	219	N	Rider	56 63
												225	A	Canisius	45 52
												225	H	Canisius	63 57
												228	N	Maine	80 59
												230	H	Lehigh	67 73
												262	A	Niagara	74 62
												262	H	Niagara	81 77
												266	A	Manhattan	58 49
												266	H	Manhattan	73 52
												282	A	Monmouth	57 62
												282	H	Monmouth	60 50
												291	A	Siena	57 47
												291	H	Siena	66 65
												314	N	Morgan St.	75 46
												332	A	Saint Peter's	52 40
												332	H	Saint Peter's	71 39
LAST 12 Division I GAMES:															
				219	N	Rider	56 63	219	H	Rider	52 50				
				262	A	Niagara	74 62	41	A	Marist	72 68				
				225	A	Canisius	45 52	282	H	Monmouth	60 50				
				291	A	Siena	57 47	332	A	Saint Peter's	52 40				
				266	H	Manhattan	73 52	68	A	Iona	55 68				
				332	H	Saint Peter's	71 39	69	A	Quinnipiac	61 52				

Non-Div I Games:

Fairfield

■ Loss,
 ■ Non-Conf, S Site,
 ■ Home
 ■ Away
 N Neutral

Average RPI Win:	240	WON-LOST	WINNING	LAST 10	STRENGTH OF	OPP. STRENGTH	TEAM	ADJ.	CONF.	ADJ CONF.
Average RPI Loss:	131	RECORD	PCT. RANK	GAMES	SCHEDULE	OF SCHEDULE	RPI	RPI	RPI	RPI
DIV. I ONLY	22- 11	78	7- 3	196	225	114	114	24	24	
DIV. I NON-CONF.	6- 6	148	0- 0	109	89	132	132	26	26	
TOTALS	RPI 1-25	RPI 26-50	W-L RECORDS	RPI 51-100	RPI 101-150	RPI 150+				
22- 11	0- 2	0- 1	OVERALL	0- 2	3- 2	19- 4				
11- 2	0- 0	0- 0	HOME	0- 1	2- 0	9- 1				
9- 5	0- 1	0- 0	AWAY	0- 1	1- 1	8- 2				
2- 4	0- 1	0- 1	NEUTRAL	0- 0	0- 1	2- 1				
6- 6	0- 2	0- 1	NON-CONFERENCE	0- 2	0- 0	6- 1				
3- 1	0- 0	0- 0	HOME	0- 1	0- 0	3- 0				
3- 2	0- 1	0- 0	AWAY	0- 1	0- 0	3- 0				
0- 3	0- 1	0- 1	NEUTRAL	0- 0	0- 0	0- 1				
16- 5	0- 0	0- 0	CONFERENCE	0- 0	3- 2	13- 3				
8- 1	0- 0	0- 0	HOME	0- 0	2- 0	6- 1				
6- 3	0- 0	0- 0	AWAY	0- 0	1- 1	5- 2				
2- 1	0- 0	0- 0	NEUTRAL	0- 0	0- 1	2- 0				

RPI 1-25				RPI 26-50				RPI 51-100				RPI 101+ Team's RPI: 114			
RPI	S	Opponent	Score	RPI	S	Opponent	Score	RPI	S	Opponent	Score	RPI	S	Opponent	Score
14	A	Texas A&M	62 80	33	N	Arizona St.	66 69	75	H	UT Martin	66 75	107	A	Western Ky.	67 64
21	N	North Carolina	60 93					83	A	Wichita St.	47 66	107	H	Western Ky.	78 75
												107	N	Western Ky.	60 61
												139	A	UALR	55 64
												139	H	UALR	77 45
												180	N	Illinois	54 70
												193	H	Missouri St.	79 61
												195	A	Texas St.	87 71
												195	H	Texas St.	74 55
												195	N	Texas St.	59 48
												205	A	Louisiana Tech	91 68
												215	A	Central Ark.	73 61
												250	A	Troy	65 83
												250	H	Troy	74 65
												252	H	Tennessee Tech	90 75
												261	A	Georgia St.	80 75
												261	H	Georgia St.	74 76
												263	A	Austin Peay	79 69
												273	A	La.-Lafayette	76 77
												273	H	La.-Lafayette	90 49
												279	A	La.-Monroe	80 68
												279	H	La.-Monroe	107 57
												279	N	La.-Monroe	78 69
												300	H	Kent St.	92 61
												316	A	South Ala.	71 58
												316	H	South Ala.	73 60
LAST 12 Division I GAMES:															
				107	N	Western Ky.	60 61					195	H	Texas St.	74 55
				195	N	Texas St.	59 48					333	H	Texas-Arlington	73 47
				279	N	La.-Monroe	78 69					273	A	La.-Lafayette	76 77
				273	H	La.-Lafayette	90 49					316	A	South Ala.	71 58
				279	H	La.-Monroe	107 57					261	A	Georgia St.	80 75
				139	A	UALR	55 64					107	H	Western Ky.	78 75

Non-Div I Games:

Arkansas St.

■ Loss,
■ Non-Conf,
■ S Site,
■ H Home
■ A Away
N Neutral

RPI	S	Opponent	Score	
333	A	Texas-Arlington	66	62
333	H	Texas-Arlington	73	47

A
r
k
a
n
s
a
s
S
t
.

A
r
k
a
n
s
a
s
S
t
.

Arkansas St.

Wake Forest

Through Games Of March 16, 2014

Average RPI Win:	188	WON-LOST	WINNING	LAST 10	STRENGTH OF	OPP. STRENGTH	TEAM	ADJ.	CONF.	ADJ CONF.
Average RPI Loss:	52	RECORD	PCT. RANK	GAMES	SCHEDULE	OF SCHEDULE	RPI	RPI	RPI	RPI
DIV. I ONLY	15- 16	176	4- 6	69	43	115	115	2	2	
DIV. I NON-CONF.	9- 4	81	0- 0	248	172	111	111	2	2	
TOTALS	RPI 1-25	RPI 26-50	W-L RECORDS	RPI 51-100	RPI 101-150	RPI 150+				
15- 16	0- 7	1- 3	OVERALL	0- 4	4- 1	10- 1				
8- 6	0- 3	1- 1	HOME	0- 2	1- 0	6- 0				
5- 8	0- 3	0- 1	AWAY	0- 2	2- 1	3- 1				
2- 2	0- 1	0- 1	NEUTRAL	0- 0	1- 0	1- 0				
9- 4	0- 0	0- 1	NON-CONFERENCE	0- 1	0- 1	9- 1				
6- 0	0- 0	0- 0	HOME	0- 0	0- 0	6- 0				
2- 3	0- 0	0- 0	AWAY	0- 1	0- 1	2- 1				
1- 1	0- 0	0- 1	NEUTRAL	0- 0	0- 0	1- 0				
6- 12	0- 7	1- 2	CONFERENCE	0- 3	4- 0	1- 0				
2- 6	0- 3	1- 1	HOME	0- 2	1- 0	0- 0				
3- 5	0- 3	0- 1	AWAY	0- 1	2- 0	1- 0				
1- 1	0- 1	0- 0	NEUTRAL	0- 0	1- 0	0- 0				

RPI 1-25				RPI 26-50				RPI 51-100				RPI 101+ Team's RPI: 115			
RPI	S	Opponent	Score	RPI	S	Opponent	Score	RPI	S	Opponent	Score	RPI	S	Opponent	Score
1	H	Notre Dame	61 86	26	H	Syracuse	54 64	81	H	Virginia	59 64	116	H	Virginia Tech	65 64
4	A	Duke	56 71	27	N	California	61 84	86	A	Marquette	71 90	118	A	Delaware	61 71
18	A	North Carolina St.	69 74	36	A	Georgia Tech	63 79	96	A	Miami (FL)	64 72	129	A	Boston College	56 50
18	H	North Carolina St.	54 62	39	H	Florida St.	78 54	96	H	Miami (FL)	53 84	149	A	Pittsburgh	74 70
20	A	Maryland	49 76									149	N	Pittsburgh	72 58
21	H	North Carolina	65 83									159	A	Nevada	87 95
21	N	North Carolina	65 69									164	A	Clemson	68 61
												165	A	FIU	86 79
												166	H	Davidson	69 66
												169	H	Campbell	73 65
												187	N	Florida A&M	79 63
												196	H	Belmont	69 49
												256	A	Arizona	70 58
												288	H	UNC Wilmington	68 44
												316	H	South Ala.	92 66
												331	H	Radford	92 65
LAST 12 Division I GAMES:															
		21	N	North Carolina	65	69				116	H	Virginia Tech	65	64	
		149	N	Pittsburgh	72	58				149	A	Pittsburgh	74	70	
		26	H	Syracuse	54	64				18	A	North Carolina St.	69	74	
		4	A	Duke	56	71				39	H	Florida St.	78	54	
		96	A	Miami (FL)	64	72				81	H	Virginia	59	64	
		1	H	Notre Dame	61	86				129	A	Boston College	56	50	

Wake Forest

Wake Forest

Non-Div I Games:

Wake Forest

■ Loss,
 ■ Non-Conf, S Site,
 ■ Home
 ■ Away
 N Neutral

Average RPI Win:	159	WON-LOST	WINNING	LAST 10	STRENGTH OF	OPP. STRENGTH	TEAM	ADJ.	CONF.	ADJ CONF.
Average RPI Loss:	68	RECORD	PCT. RANK	GAMES	SCHEDULE	OF SCHEDULE	RPI	RPI	RPI	RPI
DIV. I ONLY	14- 16	185	4- 6	56	54	116	116	2	2	
DIV. I NON-CONF.	10- 3	58	0- 0	87	204	50	50	2	2	
TOTALS	RPI 1-25	RPI 26-50	W-L RECORDS	RPI 51-100	RPI 101-150	RPI 150+				
14- 16	1- 4	1- 3	OVERALL	1- 5	4- 3	7- 1				
10- 6	0- 2	1- 1	HOME	1- 2	3- 1	5- 0				
4- 9	1- 2	0- 2	AWAY	0- 3	1- 2	2- 0				
0- 1	0- 0	0- 0	NEUTRAL	0- 0	0- 0	0- 1				
10- 3	0- 0	1- 0	NON-CONFERENCE	1- 2	2- 1	6- 0				
7- 1	0- 0	1- 0	HOME	1- 0	1- 1	4- 0				
3- 2	0- 0	0- 0	AWAY	0- 2	1- 0	2- 0				
0- 0	0- 0	0- 0	NEUTRAL	0- 0	0- 0	0- 0				
4- 13	1- 4	0- 3	CONFERENCE	0- 3	2- 2	1- 1				
3- 5	0- 2	0- 1	HOME	0- 2	2- 0	1- 0				
1- 7	1- 2	0- 2	AWAY	0- 1	0- 2	0- 0				
0- 1	0- 0	0- 0	NEUTRAL	0- 0	0- 0	0- 1				

RPI 1-25				RPI 26-50				RPI 51-100				RPI 101+ Team's RPI: 116			
RPI	S	Opponent	Score	RPI	S	Opponent	Score	RPI	S	Opponent	Score	RPI	S	Opponent	Score
1	A	Notre Dame	48 74	26	A	Syracuse	48 73	63	H	Florida	71 59	115	A	Wake Forest	64 65
4	H	Duke	70 74	31	H	Michigan St.	72 66	65	A	Hampton	60 70	124	H	Richmond	56 64
18	H	North Carolina St.	71 72	36	H	Georgia Tech	52 73	81	A	Virginia	64 80	129	A	Boston College	63 70
20	A	Maryland	48 87	39	A	Florida St.	54 70	81	H	Virginia	60 67	129	H	Boston College	70 63
21	A	North Carolina	50 47					84	A	Indiana	65 71	130	A	Old Dominion	73 61
								96	H	Miami (FL)	62 64	137	H	Bucknell	87 49
												149	H	Pittsburgh	69 62
												158	H	USC Upstate	65 61
												164	H	Clemson	74 48
												164	N	Clemson	56 69
												174	H	Robert Morris	70 64
												179	A	Hofstra	77 72
												276	H	Presbyterian	55 33
												278	H	Howard	84 32
												331	A	Radford	82 33
LAST 12 Division I GAMES:															
164	N	Clemson	56 69	115	A	Wake Forest	64 65								
20	A	Maryland	48 87	18	H	North Carolina St.	71 72								
164	H	Clemson	74 48	26	A	Syracuse	48 73								
21	A	North Carolina	50 47	129	H	Boston College	70 63								
149	H	Pittsburgh	69 62	1	A	Notre Dame	48 74								
81	A	Virginia	64 80	39	A	Florida St.	54 70								

Non-Div I Games:

Virginia Tech

■ Loss,
 ■ Non-Conf,
 ■ S Site,
 ■ H Home
 ■ A Away
 N Neutral

Average RPI Win:	209	WON-LOST	WINNING	LAST 10	STRENGTH OF	OPP. STRENGTH	TEAM	ADJ.	CONF.	ADJ CONF.
Average RPI Loss:	95	RECORD	PCT. RANK	GAMES	SCHEDULE	OF SCHEDULE	RPI	RPI	RPI	RPI
DIV. I ONLY	15- 16	176	5- 5	76	121	117	117	13	13	
DIV. I NON-CONF.	5- 8	220	0- 0	28	86	94	94	12	12	
TOTALS	RPI 1-25	RPI 26-50	W-L RECORDS	RPI 51-100	RPI 101-150	RPI 150+				
15- 16	0- 2	1- 4	OVERALL	0- 4	2- 2	12- 4				
6- 5	0- 0	0- 1	HOME	0- 2	1- 1	5- 1				
7- 9	0- 2	1- 1	AWAY	0- 2	1- 1	5- 3				
2- 2	0- 0	0- 2	NEUTRAL	0- 0	0- 0	2- 0				
5- 8	0- 2	1- 1	NON-CONFERENCE	0- 4	0- 0	4- 1				
1- 2	0- 0	0- 0	HOME	0- 2	0- 0	1- 0				
3- 5	0- 2	1- 0	AWAY	0- 2	0- 0	2- 1				
1- 1	0- 0	0- 1	NEUTRAL	0- 0	0- 0	1- 0				
10- 8	0- 0	0- 3	CONFERENCE	0- 0	2- 2	8- 3				
5- 3	0- 0	0- 1	HOME	0- 0	1- 1	4- 1				
4- 4	0- 0	0- 1	AWAY	0- 0	1- 1	3- 2				
1- 1	0- 0	0- 1	NEUTRAL	0- 0	0- 0	1- 0				

RPI	S	Opponent	Score	RPI	S	Opponent	Score	RPI	S	Opponent	Score	RPI	S	Opponent	Score	Team's RPI: 117
20	A	Maryland	63 69	28	A	St. John's (NY)	62 55	55	A	Penn	44 46	118	A	Delaware	61 52	
22	A	Saint Joseph's	52 70	45	A	James Madison	47 74	65	H	Hampton	47 50	118	H	Delaware	50 55	
				45	H	James Madison	58 69	70	H	Princeton	59 66	145	A	Col. of Charleston	65 71	
				45	N	James Madison	43 55	71	A	American	41 47	145	H	Col. of Charleston	68 55	
				50	N	Villanova	52 63					179	A	Hofstra	58 60	
												179	H	Hofstra	66 68	
												179	N	Hofstra	60 55	
												198	A	Toledo	65 52	
												200	A	Northeastern	73 78	
												200	H	Northeastern	55 52	
												213	A	Colgate	60 65	
												214	A	Cornell	69 44	
												221	A	Towson	60 43	
												221	H	Towson	82 40	
												224	N	Prairie View	53 45	
												247	H	Providence	62 52	
												284	A	William & Mary	89 49	
												284	H	William & Mary	66 42	
												288	A	UNC Wilmington	57 43	
												288	H	UNC Wilmington	56 45	
LAST 12 Division I GAMES:																
				45	N	James Madison	43 55	118	H	Delaware	50 55					
				179	N	Hofstra	60 55	45	H	James Madison	58 69					
				221	H	Towson	82 40	221	A	Towson	60 43					
				179	A	Hofstra	58 60	288	A	UNC Wilmington	57 43					
				288	H	UNC Wilmington	56 45	145	A	Col. of Charleston	65 71					
				200	A	Northeastern	73 78	179	H	Hofstra	66 68					

Non-Div I Games:

Drexel

■ Loss,
 ■ Non-Conf,
 ■ S Site,
 ■ Home
 ■ A Away
 N Neutral

Delaware

Through Games Of March 16, 2014

Average RPI Win:	221	WON-LOST	WINNING	LAST 10	STRENGTH OF	OPP. STRENGTH	TEAM	ADJ.	CONF.	ADJ CONF.
Average RPI Loss:	108	RECORD	PCT. RANK	GAMES	SCHEDULE	OF SCHEDULE	RPI	RPI	RPI	RPI
DIV. I ONLY	20- 10	78	6- 4	226	133	118	118	13	13	
DIV. I NON-CONF.	8- 3	67	0- 0	271	174	125	125	12	12	
TOTALS	RPI 1-25	RPI 26-50	W-L RECORDS	RPI 51-100	RPI 101-150	RPI 150+				
20- 10	0- 0	0- 4	OVERALL	0- 1	4- 3	16- 2				
7- 5	0- 0	0- 2	HOME	0- 0	2- 2	5- 1				
8- 4	0- 0	0- 1	AWAY	0- 1	1- 1	7- 1				
5- 1	0- 0	0- 1	NEUTRAL	0- 0	1- 0	4- 0				
8- 3	0- 0	0- 1	NON-CONFERENCE	0- 1	1- 1	7- 0				
2- 2	0- 0	0- 1	HOME	0- 0	1- 1	1- 0				
3- 1	0- 0	0- 0	AWAY	0- 1	0- 0	3- 0				
3- 0	0- 0	0- 0	NEUTRAL	0- 0	0- 0	3- 0				
12- 7	0- 0	0- 3	CONFERENCE	0- 0	3- 2	9- 2				
5- 3	0- 0	0- 1	HOME	0- 0	1- 1	4- 1				
5- 3	0- 0	0- 1	AWAY	0- 0	1- 1	4- 1				
2- 1	0- 0	0- 1	NEUTRAL	0- 0	1- 0	1- 0				

RPI S	Opponent	Score	RPI S	Opponent	Score	RPI S	Opponent	Score	RPI S	Opponent	Score	Team's RPI: 118
			28 H	St. John's (NY)	58 61	70 A	Princeton	80 84	102 H	Temple	58 70	
			45 A	James Madison	51 87				115 H	Wake Forest	71 61	
			45 H	James Madison	61 72				117 A	Drexel	55 50	
			45 N	James Madison	45 70				117 H	Drexel	52 61	
									145 A	Col. of Charleston	66 68	
									145 H	Col. of Charleston	85 71	
									145 N	Col. of Charleston	60 52	
									179 A	Hofstra	55 50	
									179 H	Hofstra	71 66	
									200 A	Northeastern	53 54	
									200 H	Northeastern	74 65	
									200 N	Northeastern	63 61	
									211 N	Youngstown St.	69 48	
									219 A	Rider	65 54	
									221 A	Towson	69 44	
									221 H	Towson	52 43	
									230 A	Lehigh	77 64	
									278 N	Howard	69 44	
									282 H	Monmouth	72 58	
									284 A	William & Mary	57 39	
									284 H	William & Mary	64 68	
									288 A	UNC Wilmington	70 50	
									288 H	UNC Wilmington	65 44	
									292 N	SIU Edwardsville	71 42	
									334 A	Rhode Island	64 43	
LAST 12 Division I GAMES:												
			45 N	James Madison	45 70	45 H	James Madison	61 72				
			145 N	Col. of Charleston	60 52	117 A	Drexel	55 50				
			200 N	Northeastern	63 61	221 H	Towson	52 43				
			200 A	Northeastern	53 54	145 H	Col. of Charleston	85 71				
			179 A	Hofstra	55 50	288 A	UNC Wilmington	70 50				
			284 H	William & Mary	64 68	221 A	Towson	69 44				

Non-Div I Games:

Delaware

Loss, Non-Conf, S Site, H Home A Away N Neutral

Average RPI Win:	218	WON-LOST	WINNING	LAST 10	STRENGTH OF	OPP. STRENGTH	TEAM	ADJ.	CONF.	ADJ CONF.
Average RPI Loss:	146	RECORD	PCT. RANK	GAMES	SCHEDULE	OF SCHEDULE	RPI	RPI	RPI	RPI
DIV. I ONLY	20- 11	88	8- 2	213	174	119	119	19	19	
DIV. I NON-CONF.	5- 6	173	0- 0	144	114	165	165	18	18	
TOTALS	RPI 1-25	RPI 26-50	W-L RECORDS	RPI 51-100	RPI 101-150	RPI 150+				
20- 11	0- 1	0- 0	OVERALL	1- 3	4- 2	15- 5				
9- 4	0- 0	0- 0	HOME	0- 2	2- 1	7- 1				
9- 6	0- 1	0- 0	AWAY	1- 1	1- 1	7- 3				
2- 1	0- 0	0- 0	NEUTRAL	0- 0	1- 0	1- 1				
5- 6	0- 1	0- 0	NON-CONFERENCE	0- 2	2- 2	3- 1				
2- 2	0- 0	0- 0	HOME	0- 1	1- 1	1- 0				
2- 4	0- 1	0- 0	AWAY	0- 1	0- 1	2- 1				
1- 0	0- 0	0- 0	NEUTRAL	0- 0	1- 0	0- 0				
15- 5	0- 0	0- 0	CONFERENCE	1- 1	2- 0	12- 4				
7- 2	0- 0	0- 0	HOME	0- 1	1- 0	6- 1				
7- 2	0- 0	0- 0	AWAY	1- 0	1- 0	5- 2				
1- 1	0- 0	0- 0	NEUTRAL	0- 0	0- 0	1- 1				

RPI 1-25			RPI 26-50			RPI 51-100			RPI 101+ Team's RPI: 119		
RPI	S	Opponent	Score	RPI	S	Opponent	Score	RPI	S	Opponent	Score
15	A	LSU	66 83					60	A	Stetson	74 90
								83	A	Wichita St.	63 51
								83	H	Wichita St.	63 83
								84	H	Indiana	54 57
								105	A	Tulane	45 51
								108	N	Northwestern	70 67
								112	H	Butler	62 56
								126	H	IUPUI	64 68
								144	A	UNI	85 72
								144	H	UNI	60 53
								167	A	Drake	73 71
								167	H	Drake	90 81
								167	N	Drake	58 66
								193	A	Missouri St.	73 37
								193	H	Missouri St.	74 57
								206	A	Evansville	67 46
								206	H	Evansville	56 63
								216	A	Illinois St.	50 53
								216	H	Illinois St.	47 44
								255	A	Loyola Chicago	58 71
								255	H	Loyola Chicago	66 45
								255	N	Loyola Chicago	61 52
								270	A	Marshall	68 67
								283	A	Bradley	80 67
								283	H	Bradley	73 60
								287	A	East Tenn. St.	67 75
								298	A	Eastern Ill.	65 53
								316	H	South Ala.	53 40
								335	A	Southern Ill.	63 44
								335	H	Southern Ill.	72 35
LAST 12 Division I GAMES:											
167	N	Drake	58 66	83	A	Wichita St.	63 51				
255	N	Loyola Chicago	61 52	193	A	Missouri St.	73 37				
144	A	UNI	85 72	206	H	Evansville	56 63				
167	A	Drake	73 71	335	H	Southern Ill.	72 35				
283	H	Bradley	73 60	216	A	Illinois St.	50 53				
255	H	Loyola Chicago	66 45	255	A	Loyola Chicago	58 71				

Non-Div I Games:

Indiana St.

■ Loss,
 ■ Non-Conf,
 ■ S Site,
 ■ Home
 ■ A Away
 N Neutral

Average RPI Win:	238	WON-LOST	WINNING	LAST 10	STRENGTH OF	OPP. STRENGTH	TEAM	ADJ.	CONF.	ADJ CONF.
Average RPI Loss:	174	RECORD	PCT. RANK	GAMES	SCHEDULE	OF SCHEDULE	RPI	RPI	RPI	RPI
DIV. I ONLY	21- 10	75	8- 2	244	267	120	120	27	27	
DIV. I NON-CONF.	3- 5	225	0- 0	223	79	212	212	29	29	
TOTALS	RPI 1-25	RPI 26-50	W-L RECORDS	RPI 51-100	RPI 101-150	RPI 150+				
21- 10	0- 1	0- 0	OVERALL	1- 3	2- 1	18- 5				
10- 3	0- 0	0- 0	HOME	0- 1	1- 0	9- 2				
9- 6	0- 1	0- 0	AWAY	1- 1	1- 1	7- 3				
2- 1	0- 0	0- 0	NEUTRAL	0- 1	0- 0	2- 0				
3- 5	0- 1	0- 0	NON-CONFERENCE	0- 1	0- 1	3- 2				
2- 1	0- 0	0- 0	HOME	0- 0	0- 0	2- 1				
1- 4	0- 1	0- 0	AWAY	0- 1	0- 1	1- 1				
0- 0	0- 0	0- 0	NEUTRAL	0- 0	0- 0	0- 0				
18- 5	0- 0	0- 0	CONFERENCE	1- 2	2- 0	15- 3				
8- 2	0- 0	0- 0	HOME	0- 1	1- 0	7- 1				
8- 2	0- 0	0- 0	AWAY	1- 0	1- 0	6- 2				
2- 1	0- 0	0- 0	NEUTRAL	0- 1	0- 0	2- 0				

RPI 1-25				RPI 26-50				RPI 51-100				RPI 101+ Team's RPI: 120			
RPI	S	Opponent	Score	RPI	S	Opponent	Score	RPI	S	Opponent	Score	RPI	S	Opponent	Score
21	A	North Carolina	71 103					81	A	Virginia	54 73	131	A	Liberty	94 89
								87	A	Winthrop	74 71	131	H	Liberty	75 70
								87	H	Winthrop	72 79	143	A	UAB	43 58
								87	N	Winthrop	74 87	156	H	Furman	67 76
												158	H	USC Upstate	75 69
												166	H	Davidson	100 65
												169	A	Campbell	76 62
												169	H	Campbell	64 59
												169	N	Campbell	73 69
												240	A	Coastal Caro.	75 83
												240	H	Coastal Caro.	81 73
												243	A	Gardner-Webb	81 77
												243	H	Gardner-Webb	78 63
												276	A	Presbyterian	48 56
												276	H	Presbyterian	75 64
												284	A	William & Mary	61 60
												299	A	UNC Asheville	71 66
												299	H	UNC Asheville	82 75
												299	N	UNC Asheville	79 69
												321	A	UNC Greensboro	76 81
												323	A	Charleston So.	91 90
												323	H	Charleston So.	53 56
												327	A	Longwood	81 65
												327	H	Longwood	68 54
												331	A	Radford	68 60
												331	H	Radford	73 62
LAST 12 Division I GAMES:															
				87	N	Winthrop	74 87					243	H	Gardner-Webb	78 63
				169	N	Campbell	73 69					323	A	Charleston So.	91 90
				299	N	UNC Asheville	79 69					276	A	Presbyterian	48 56
				331	A	Radford	68 60					240	H	Coastal Caro.	81 73
				87	A	Winthrop	74 71					169	H	Campbell	64 59
				299	H	UNC Asheville	82 75					131	A	Liberty	94 89

Non-Div I Games: Newberry 79 58

High Point

■ Loss,
 ■ Non-Conf,
 ■ S Site,
 ■ Home
 ■ A Away
 N Neutral

Ill.-Chicago

Through Games Of March 16, 2014

Average RPI Win:	244	WON-LOST	WINNING	LAST 10	STRENGTH OF	OPP. STRENGTH	TEAM	ADJ.	CONF.	ADJ CONF.
Average RPI Loss:	129	RECORD	PCT. RANK	GAMES	SCHEDULE	OF SCHEDULE	RPI	RPI	RPI	RPI
DIV. I ONLY	21- 8	50	6- 4	315	183	121	121	22	22	
DIV. I NON-CONF.	10- 1	22	0- 0	320	138	72	72	21	21	
TOTALS	RPI 1-25	RPI 26-50	W-L RECORDS	RPI 51-100	RPI 101-150	RPI 150+				
21- 8	0- 0	0- 0	OVERALL	0- 2	2- 4	19- 2				
9- 3	0- 0	0- 0	HOME	0- 1	0- 1	9- 1				
10- 5	0- 0	0- 0	AWAY	0- 1	2- 3	8- 1				
2- 0	0- 0	0- 0	NEUTRAL	0- 0	0- 0	2- 0				
10- 1	0- 0	0- 0	NON-CONFERENCE	0- 0	2- 1	8- 0				
3- 0	0- 0	0- 0	HOME	0- 0	0- 0	3- 0				
5- 1	0- 0	0- 0	AWAY	0- 0	2- 1	3- 0				
2- 0	0- 0	0- 0	NEUTRAL	0- 0	0- 0	2- 0				
11- 7	0- 0	0- 0	CONFERENCE	0- 2	0- 3	11- 2				
6- 3	0- 0	0- 0	HOME	0- 1	0- 1	6- 1				
5- 4	0- 0	0- 0	AWAY	0- 1	0- 2	5- 1				
0- 0	0- 0	0- 0	NEUTRAL	0- 0	0- 0	0- 0				

RPI 1-25			RPI 26-50			RPI 51-100			RPI 101+			Team's RPI: 121
RPI	S	Opponent	Score	RPI	S	Opponent	Score	RPI	S	Opponent	Score	
						91 A Wright St.	91 103	108 A Northwestern		63 79		
						91 H Wright St.	74 77	110 A Green Bay		50 66		
								110 A Green Bay		59 68		
								110 H Green Bay		54 81		
								112 A Butler		62 57		
								140 A Wisconsin		58 56		
								176 H Idaho St.		70 62		
								183 N Texas Southern		70 66		
								201 A Cleveland St.		70 78		
								201 H Cleveland St.		77 72		
								201 H Cleveland St.		83 78		
								211 A Youngstown St.		73 65		
								211 H Youngstown St.		58 69		
								226 A Northern Ill.		66 54		
								231 A Oakland		78 65		
								231 H Oakland		70 62		
								241 N Ohio		76 67		
								244 A Western Mich.		71 61		
								269 H Miami (OH)		76 66		
								271 H Denver		80 68		
								292 A SIU Edwardsville		88 65		
								296 A Milwaukee		84 70		
								296 H Milwaukee		79 54		
								320 A Valparaiso		82 73		
								320 H Valparaiso		69 51		
								336 A Detroit		83 67		
LAST 12 Division I GAMES:												
110 A Green Bay		59 68	91 A Wright St.		91 103	320 A Valparaiso		82 73	296 H Milwaukee		79 54	
201 H Cleveland St.		77 72	110 H Green Bay		54 81	231 H Oakland		70 62	320 H Valparaiso		69 51	
336 H Detroit		83 66	91 H Wright St.		74 77	296 A Milwaukee		84 70				
201 A Cleveland St.		70 78										
211 A Youngstown St.		73 65										
296 H Milwaukee		79 54										

Non-Div I Games: St. Xavier 79 **80** Roosevelt 98 68

Ill.-Chicago

Loss, Non-Conf, S Site, H Home A Away N Neutral

RPI	S	Opponent	Score
336	H	Detroit	83 66

Ill.-Chicago

I
l
l
.
-
C
h
i
c
a
g
o

I
l
l
.
-
C
h
i
c
a
g
o

Average RPI Win:	201	WON-LOST	WINNING	LAST 10	STRENGTH OF	OPP. STRENGTH	TEAM	ADJ.	CONF.	ADJ CONF.
Average RPI Loss:	123	RECORD	PCT. RANK	GAMES	SCHEDULE	OF SCHEDULE	RPI	RPI	RPI	RPI
DIV. I ONLY	18- 13	117	5- 5	148	126	122	122	17	17	
DIV. I NON-CONF.	6- 7	165	0- 0	70	63	131	131	14	14	
TOTALS	RPI 1-25	RPI 26-50	W-L RECORDS	RPI 51-100	RPI 101-150	RPI 150+				
18- 13	0- 1	0- 1	OVERALL	1- 3	3- 5	14- 3				
10- 3	0- 0	0- 0	HOME	1- 0	1- 1	8- 2				
7- 7	0- 1	0- 1	AWAY	0- 1	1- 3	6- 1				
1- 3	0- 0	0- 0	NEUTRAL	0- 2	1- 1	0- 0				
6- 7	0- 1	0- 1	NON-CONFERENCE	1- 3	0- 2	5- 0				
5- 0	0- 0	0- 0	HOME	1- 0	0- 0	4- 0				
1- 5	0- 1	0- 1	AWAY	0- 1	0- 2	1- 0				
0- 2	0- 0	0- 0	NEUTRAL	0- 2	0- 0	0- 0				
12- 6	0- 0	0- 0	CONFERENCE	0- 0	3- 3	9- 3				
5- 3	0- 0	0- 0	HOME	0- 0	1- 1	4- 2				
6- 2	0- 0	0- 0	AWAY	0- 0	1- 1	5- 1				
1- 1	0- 0	0- 0	NEUTRAL	0- 0	1- 1	0- 0				

RPI 1-25				RPI 26-50				RPI 51-100				RPI 101+ Team's RPI: 122			
RPI	S	Opponent	Score	RPI	S	Opponent	Score	RPI	S	Opponent	Score	RPI	S	Opponent	Score
3	A	Stanford	51 86	48	A	St. Mary's (CA)	69 77	76	H	Akron	84 74	109	A	Hawaii	78 74
								79	N	Duquesne	69 84	109	H	Hawaii	62 60
								82	N	Harvard	76 83	109	N	Hawaii	66 52
								92	A	UCLA	89 96	123	A	Oregon	87 124
												142	A	Portland	76 83
												147	A	Cal St. Northridge	76 81
												147	H	Cal St. Northridge	57 83
												147	N	Cal St. Northridge	58 73
												159	H	Nevada	82 57
												160	H	Bakersfield	63 54
												171	A	UC Irvine	84 79
												171	H	UC Irvine	92 87
												175	A	UC Davis	81 72
												175	H	UC Davis	69 77
												177	H	San Francisco	76 65
												191	A	Long Beach St.	107 102
												191	H	Long Beach St.	72 85
												223	A	Cal St. Fullerton	77 78
												223	H	Cal St. Fullerton	69 65
												268	A	Pepperdine	80 77
												285	H	New Mexico St.	72 64
												304	A	UC Riverside	83 72
												304	H	UC Riverside	89 72
												317	A	UC Santa Barbara	79 68
												317	H	UC Santa Barbara	88 70
LAST 12 Division I GAMES:															
				147	N	Cal St. Northridge	58 73					223	A	Cal St. Fullerton	77 78
				109	N	Hawaii	66 52					191	H	Long Beach St.	72 85
				317	A	UC Santa Barbara	79 68					147	H	Cal St. Northridge	57 83
				171	H	UC Irvine	92 87					109	H	Hawaii	62 60
				175	H	UC Davis	69 77					171	A	UC Irvine	84 79
				304	A	UC Riverside	83 72					175	A	UC Davis	81 72

Non-Div I Games:

Cal Poly

■ Loss,
 ■ Non-Conf, S Site,
 ■ Home
 ■ Away
 N Neutral

Oregon

Through Games Of March 16, 2014

Average RPI Win:	164	WON-LOST	WINNING	LAST 10	STRENGTH OF	OPP. STRENGTH	TEAM	ADJ.	CONF.	ADJ CONF.
Average RPI Loss:	55	RECORD	PCT. RANK	GAMES	SCHEDULE	OF SCHEDULE	RPI	RPI	RPI	RPI
DIV. I ONLY	15- 15	163	3- 7	64	61	123	123	5	5	
DIV. I NON-CONF.	9- 2	44	0- 0	47	231	39	39	3	3	
TOTALS	RPI 1-25	RPI 26-50	W-L RECORDS	RPI 51-100	RPI 101-150	RPI 150+				
15- 15	0- 2	1- 6	OVERALL	3- 5	3- 2	8- 0				
13- 5	0- 0	1- 2	HOME	3- 1	3- 2	6- 0				
2- 9	0- 2	0- 4	AWAY	0- 3	0- 0	2- 0				
0- 1	0- 0	0- 0	NEUTRAL	0- 1	0- 0	0- 0				
9- 2	0- 1	0- 0	NON-CONFERENCE	1- 0	3- 1	5- 0				
8- 1	0- 0	0- 0	HOME	1- 0	3- 1	4- 0				
1- 1	0- 1	0- 0	AWAY	0- 0	0- 0	1- 0				
0- 0	0- 0	0- 0	NEUTRAL	0- 0	0- 0	0- 0				
6- 13	0- 1	1- 6	CONFERENCE	2- 5	0- 1	3- 0				
5- 4	0- 0	1- 2	HOME	2- 1	0- 1	2- 0				
1- 8	0- 1	0- 4	AWAY	0- 3	0- 0	1- 0				
0- 1	0- 0	0- 0	NEUTRAL	0- 1	0- 0	0- 0				

RPI 1-25				RPI 26-50				RPI 51-100				RPI 101+ Team's RPI: 123			
RPI	S	Opponent	Score	RPI	S	Opponent	Score	RPI	S	Opponent	Score	RPI	S	Opponent	Score
2	A	UConn	68 114	27	A	California	98 101	56	A	Washington St.	88 108	106	H	Colorado	75 81
3	A	Stanford	66 96	33	A	Arizona St.	94 97	56	H	Washington St.	82 66	122	H	Cal Poly	124 87
				33	H	Arizona St.	98 90	56	N	Washington St.	100 107	133	H	Sacramento St.	85 97
				34	A	Southern California	85 109	70	H	Princeton	110 90	142	H	Portland	113 86
				34	H	Southern California	78 88	89	A	Washington	100 108	147	H	Cal St. Northridge	96 61
				35	A	Oregon St.	70 84	89	H	Washington	101 85	160	H	Bakersfield	131 91
				35	H	Oregon St.	80 88	92	A	UCLA	83 88	170	H	Southern U.	130 90
								92	H	UCLA	83 103	185	H	Utah	93 71
LAST 12 Division I GAMES:															
				56	N	Washington St.	100 107	34	H	Southern California	78 88	229	A	Seattle	105 100
				256	H	Arizona	90 78	106	H	Colorado	75 81	256	A	Arizona	84 72
				33	H	Arizona St.	98 90	185	H	Utah	93 71	256	H	Arizona	90 78
				56	A	Washington St.	88 108	33	A	Arizona St.	94 97	268	H	Pepperdine	83 80
				89	A	Washington	100 108	256	A	Arizona	84 72	272	H	Portland St.	113 78
				92	H	UCLA	83 103	89	H	Washington	101 85				

Non-Div I Games:

Oregon

■ Loss,
 ■ Non-Conf, S Site,
 ■ Home
 ■ Away
 N Neutral

Average RPI Win:	204	WON-LOST	WINNING	LAST 10	STRENGTH OF	OPP. STRENGTH	TEAM	ADJ.	CONF.	ADJ CONF.
Average RPI Loss:	87	RECORD	PCT. RANK	GAMES	SCHEDULE	OF SCHEDULE	RPI	RPI	RPI	RPI
DIV. I ONLY	14- 16	185	5- 5	77	110	124	124	9	9	
DIV. I NON-CONF.	6- 7	165	0- 0	138	107	142	142	9	9	
TOTALS	RPI 1-25	RPI 26-50	W-L RECORDS	RPI 51-100	RPI 101-150	RPI 150+				
14- 16	0- 2	1- 2	OVERALL	2- 8	2- 2	9- 2				
6- 6	0- 1	1- 1	HOME	1- 3	1- 1	3- 0				
8- 8	0- 1	0- 1	AWAY	1- 3	1- 1	6- 2				
0- 2	0- 0	0- 0	NEUTRAL	0- 2	0- 0	0- 0				
6- 7	0- 0	0- 1	NON-CONFERENCE	1- 2	2- 2	3- 2				
2- 2	0- 0	0- 1	HOME	0- 0	1- 1	1- 0				
4- 4	0- 0	0- 0	AWAY	1- 1	1- 1	2- 2				
0- 1	0- 0	0- 0	NEUTRAL	0- 1	0- 0	0- 0				
8- 9	0- 2	1- 1	CONFERENCE	1- 6	0- 0	6- 0				
4- 4	0- 1	1- 0	HOME	1- 3	0- 0	2- 0				
4- 4	0- 1	0- 1	AWAY	0- 2	0- 0	4- 0				
0- 1	0- 0	0- 0	NEUTRAL	0- 1	0- 0	0- 0				

RPI	S	Opponent	Score	RPI	S	Opponent	Score	RPI	S	Opponent	Score	RPI	S	Opponent	Score	Team's RPI: 124
16	A	Dayton	58 69	37	A	Fordham	59 70	62	A	St. Bonaventure	43 55	116	A	Virginia Tech	64 56	
22	H	Saint Joseph's	80 85	37	H	Fordham	78 77	62	H	St. Bonaventure	48 53	131	A	Liberty	61 76	
				45	H	James Madison	68 78	72	H	George Washington	58 72	143	H	UAB	49 53	
								78	N	Pacific	57 59	145	H	Col. of Charleston	80 73	
								79	H	Duquesne	45 55	162	A	La Salle	56 39	
								85	A	N.C. A&T	60 69	166	A	Davidson	87 68	
								96	A	Miami (FL)	57 50	173	A	Georgetown	78 82	
								100	A	VCU	62 63	191	A	Long Beach St.	61 73	
								100	H	VCU	73 60	210	A	Saint Louis	67 58	
								100	N	VCU	52 61	281	A	George Mason	74 63	
												281	H	George Mason	67 64	
												288	H	UNC Wilmington	64 49	
												313	A	Massachusetts	89 76	
												327	A	Longwood	77 71	
												334	H	Rhode Island	49 43	
LAST 12 Division I GAMES:																
100	N	VCU	52 61	37	H	Fordham	78 77	100	A	VCU	62 63					
281	A	George Mason	74 63	79	H	Duquesne	45 55	162	A	La Salle	56 39					
100	H	VCU	73 60	62	H	St. Bonaventure	48 53	210	A	Saint Louis	67 58					
72	H	George Washington	58 72													
313	A	Massachusetts	89 76													
16	A	Dayton	58 69													

Non-Div I Games:

Richmond

■ Loss,
 ■ Non-Conf,
 ■ S Site,
 ■ H Home
 ■ A Away
 N Neutral

Wyoming

Through Games Of March 16, 2014

Average RPI Win:	213	WON-LOST	WINNING	LAST 10	STRENGTH OF	OPP. STRENGTH	TEAM	ADJ.	CONF.	ADJ CONF.
Average RPI Loss:	154	RECORD	PCT. RANK	GAMES	SCHEDULE	OF SCHEDULE	RPI	RPI	RPI	RPI
DIV. I ONLY	19- 11	94	4- 5	204	207	125	125	18	18	
DIV. I NON-CONF.	8- 2	53	0- 0	243	216	99	99	22	22	
TOTALS	RPI 1-25	RPI 26-50	W-L RECORDS	RPI 51-100	RPI 101-150	RPI 150+				
19- 11	0- 0	0- 0	OVERALL	3- 3	2- 2	14- 6				
12- 2	0- 0	0- 0	HOME	2- 0	2- 1	8- 1				
4- 8	0- 0	0- 0	AWAY	1- 2	0- 1	3- 5				
3- 1	0- 0	0- 0	NEUTRAL	0- 1	0- 0	3- 0				
8- 2	0- 0	0- 0	NON-CONFERENCE	1- 0	2- 2	5- 0				
4- 1	0- 0	0- 0	HOME	0- 0	2- 1	2- 0				
2- 1	0- 0	0- 0	AWAY	1- 0	0- 1	1- 0				
2- 0	0- 0	0- 0	NEUTRAL	0- 0	0- 0	2- 0				
11- 9	0- 0	0- 0	CONFERENCE	2- 3	0- 0	9- 6				
8- 1	0- 0	0- 0	HOME	2- 0	0- 0	6- 1				
2- 7	0- 0	0- 0	AWAY	0- 2	0- 0	2- 5				
1- 1	0- 0	0- 0	NEUTRAL	0- 1	0- 0	1- 0				

RPI S	Opponent	Score	RPI S	Opponent	Score	RPI S	Opponent	Score	RPI S	Opponent	Score	Team's RPI: 125
						73	A Colorado St.	46 58	101	H Montana	79 65	
						73	H Colorado St.	75 49	106	H Colorado	59 63	
						73	N Colorado St.	92 95	132	H Ball St.	71 51	
						87	A Idaho	72 64	136	A South Dakota	78 82	
						97	A Fresno St.	60 65	159	A Nevada	69 72	
						97	H Fresno St.	87 76	159	H Nevada	72 64	
									161	A Utah St.	75 80	
									161	H Utah St.	80 84	
									190	A Boise St.	59 72	
									190	H Boise St.	55 48	
									190	N Boise St.	61 56	
									194	H Montana St.	72 62	
									217	A San Diego St.	69 60	
									234	H UNLV	82 56	
									265	A San Jose St.	68 74	
									265	H San Jose St.	103 80	
									268	H Pepperdine	84 64	
									271	A Denver	73 70	
									275	A New Mexico	65 75	
									275	H New Mexico	79 75	
									292	N SIU Edwardsville	87 63	
									318	N North Dakota St.	72 69	
									343	A Air Force	73 32	
									343	H Air Force	82 47	

LAST 12 Division I GAMES:

73	N	Colorado St.	92	95	73	H	Colorado St.	75	49
190	N	Boise St.	61	56	97	A	Fresno St.	60	65
73	A	Colorado St.	46	58	265	H	San Jose St.	103	80
161	H	Utah St.	80	84	217	A	San Diego St.	69	60
190	A	Boise St.	59	72	234	H	UNLV	82	56
343	A	Air Force	73	32	275	H	New Mexico	79	75

Non-Div I Games: Mont. St.-Northern 71 57

Wyoming

Loss, Non-Conf, S Site, H Home A Away N Neutral

I
U
P
U
I

I
U
P
U
I

IUPUI

Page 136

RPI 1-25				RPI 26-50				RPI 51-100				RPI 101+				Team's RPI: 127	
RPI	S	Opponent	Score	RPI	S	Opponent	Score	RPI	S	Opponent	Score	RPI	S	Opponent	Score		
6	H	South Carolina	61 76	30	H	Southern Miss.	52 72	54	A	FGCU	73 78	105	H	Tulane	76 78		
17	A	Middle Tenn.	46 48	46	A	Minnesota	55 90	59	A	UTEP	92 86	130	H	Old Dominion	80 59		
								60	A	Stetson	81 83	131	H	Liberty	66 56		
								87	H	Winthrop	63 60	134	N	Cincinnati	64 71		
								94	A	East Carolina	62 71	143	A	UAB	64 60		
												150	A	Kansas St.	65 73		
												156	H	Furman	75 76		
												165	H	FIU	79 68		
												166	A	Davidson	76 60		
												172	H	Rice	58 53		
												186	A	UTSA	60 61		
												192	H	Fla. Atlantic	74 63		
												205	A	Louisiana Tech	85 61		
												205	N	Louisiana Tech	55 64		
												208	A	Tulsa	57 68		
												212	H	UCF	62 52		
												233	H	North Texas	61 59		
												234	A	UNLV	80 75		
												270	A	Marshall	69 71		
												270	H	Marshall	87 57		
												288	H	UNC Wilmington	78 57		
LAST 12 Division I GAMES:																	
				205	N	Louisiana Tech	55 64	192	H	Fla. Atlantic	74 63						
				143	A	UAB	64 60	270	A	Marshall	69 71						
				208	A	Tulsa	57 68	205	A	Louisiana Tech	85 61						
				270	H	Marshall	87 57	30	H	Southern Miss.	52 72						
				165	H	FIU	79 68	94	A	East Carolina	62 71						
				17	A	Middle Tenn.	46 48	172	H	Rice	58 53						

Charlotte

Page 137

Kansas

Through Games Of March 16, 2014

Average RPI Win:	166	WON-LOST	WINNING	LAST 10	STRENGTH OF	OPP. STRENGTH	TEAM	ADJ.	CONF.	ADJ CONF.
Average RPI Loss:	52	RECORD	PCT. RANK	GAMES	SCHEDULE	OF SCHEDULE	RPI	RPI	RPI	RPI
DIV. I ONLY	13- 19	227	2- 8	33	15	128	128	4	4	
DIV. I NON-CONF.	7- 5	120	0- 0	79	32	135	135	5	5	
TOTALS	RPI 1-25	RPI 26-50	W-L RECORDS	RPI 51-100	RPI 101-150	RPI 150+				
13- 19	1- 8	1- 5	OVERALL	2- 4	2- 1	7- 1				
9- 8	1- 3	0- 2	HOME	2- 2	0- 1	6- 0				
2- 8	0- 3	0- 3	AWAY	0- 2	1- 0	1- 0				
2- 3	0- 2	1- 0	NEUTRAL	0- 0	1- 0	0- 1				
7- 5	0- 2	1- 1	NON-CONFERENCE	1- 1	0- 0	5- 1				
6- 2	0- 1	0- 0	HOME	1- 1	0- 0	5- 0				
0- 1	0- 0	0- 1	AWAY	0- 0	0- 0	0- 0				
1- 2	0- 1	1- 0	NEUTRAL	0- 0	0- 0	0- 1				
6- 14	1- 6	0- 4	CONFERENCE	1- 3	2- 1	2- 0				
3- 6	1- 2	0- 2	HOME	1- 1	0- 1	1- 0				
2- 7	0- 3	0- 2	AWAY	0- 2	1- 0	1- 0				
1- 1	0- 1	0- 0	NEUTRAL	0- 0	1- 0	0- 0				

RPI S	Opponent	Score	RPI S	Opponent	Score	RPI S	Opponent	Score	RPI S	Opponent	Score	Team's RPI: 128
4 N	Duke	40 73	29 A	Oklahoma St.	74 76	61 A	Oklahoma	61 64	150 A	Kansas St.	71 64	
7 A	Baylor	55 75	29 H	Oklahoma St.	56 64	61 H	Oklahoma	71 81	150 H	Kansas St.	68 76	
7 H	Baylor	76 60	40 N	Central Mich.	68 63	66 H	Creighton	74 66	150 N	Kansas St.	87 84	
7 N	Baylor	47 81	42 A	Iowa St.	69 72	74 H	Arkansas	53 64	183 H	Texas Southern	105 78	
9 H	Purdue	68 71	42 H	Iowa St.	79 87	90 A	TCU	50 52	202 H	Yale	79 63	
12 A	West Virginia	60 67	46 A	Minnesota	59 70	90 H	TCU	62 53	208 H	Tulsa	82 78	
12 H	West Virginia	55 65							257 A	Texas Tech	70 62	
24 A	Texas	58 70							257 H	Texas Tech	67 46	
24 H	Texas	55 80							259 H	Oral Roberts	84 62	
									260 N	Xavier	59 64	
									292 H	SIU Edwardsville	72 56	
LAST 12 Division I GAMES:												
7 N	Baylor	47 81	42 A	Iowa St.	69 72							
150 N	Kansas St.	87 84	90 H	TCU	62 53							
12 A	West Virginia	60 67	61 H	Oklahoma	71 81							
42 H	Iowa St.	79 87	29 A	Oklahoma St.	74 76							
150 H	Kansas St.	68 76	257 A	Texas Tech	70 62							
61 A	Oklahoma	61 64	24 H	Texas	55 80							

Non-Div I Games:

Kansas

Loss, Non-Conf, S Site, H Home A Away N Neutral

Average RPI Win:	177	WON-LOST	WINNING	LAST 10	STRENGTH OF	OPP. STRENGTH	TEAM	ADJ.	CONF.	ADJ CONF.
Average RPI Loss:	54	RECORD	PCT. RANK	GAMES	SCHEDULE	OF SCHEDULE	RPI	RPI	RPI	RPI
DIV. I ONLY	12- 19	238	1- 9	32	21	129	129	2	2	
DIV. I NON-CONF.	9- 5	92	0- 0	100	73	92	92	2	2	
TOTALS	RPI 1-25	RPI 26-50	W-L RECORDS	RPI 51-100	RPI 101-150	RPI 150+				
12- 19	0- 8	0- 5	OVERALL	2- 1	2- 4	8- 1				
9- 6	0- 4	0- 1	HOME	2- 0	2- 1	5- 0				
2- 10	0- 3	0- 3	AWAY	0- 0	0- 3	2- 1				
1- 3	0- 1	0- 1	NEUTRAL	0- 1	0- 0	1- 0				
9- 5	0- 2	0- 2	NON-CONFERENCE	0- 0	1- 1	8- 0				
6- 1	0- 1	0- 0	HOME	0- 0	1- 0	5- 0				
2- 2	0- 0	0- 1	AWAY	0- 0	0- 1	2- 0				
1- 2	0- 1	0- 1	NEUTRAL	0- 0	0- 0	1- 0				
3- 14	0- 6	0- 3	CONFERENCE	2- 1	1- 3	0- 1				
3- 5	0- 3	0- 1	HOME	2- 0	1- 1	0- 0				
0- 8	0- 3	0- 2	AWAY	0- 0	0- 2	0- 1				
0- 1	0- 0	0- 0	NEUTRAL	0- 1	0- 0	0- 0				

RPI	S	Opponent	Score	RPI	S	Opponent	Score	RPI	S	Opponent	Score	RPI	S	Opponent	Score	Team's RPI: 129
1	A	Notre Dame	53 95	26	H	Syracuse	47 71	81	H	Virginia	69 65	111	H	Holy Cross	77 60	
1	H	Notre Dame	61 82	34	N	Southern California	52 79	81	N	Virginia	59 74	115	H	Wake Forest	50 56	
3	H	Stanford	71 83	36	A	Georgia Tech	74 84	96	H	Miami (FL)	63 62	116	A	Virginia Tech	63 70	
4	A	Duke	57 78	38	A	BYU	69 70					116	H	Virginia Tech	70 63	
18	A	North Carolina St.	76 85	39	A	Florida St.	55 72					140	A	Wisconsin	59 74	
20	H	Maryland	66 92									149	A	Pittsburgh	65 67	
21	H	North Carolina	56 73									164	A	Clemson	67 72	
23	N	Iowa	68 78									165	H	FIU	89 69	
												168	H	Mt. St. Mary's	81 67	
												179	A	Hofstra	80 63	
												204	H	Boston U.	63 52	
												227	H	New Hampshire	65 40	
												237	H	Hartford	65 45	
												247	A	Providence	80 71	
												288	N	UNC Wilmington	75 54	
LAST 12 Division I GAMES:																
		81 N Virginia	59 74			39 A Florida St.	55 72									
		36 A Georgia Tech	74 84			81 H Virginia	69 65									
		20 H Maryland	66 92			116 A Virginia Tech	63 70									
		164 A Clemson	67 72			149 A Pittsburgh	65 67									
		26 H Syracuse	47 71			115 H Wake Forest	50 56									
		1 H Notre Dame	61 82			18 A North Carolina St.	76 85									

Non-Div I Games:

Boston College

■ Loss,
 ■ Non-Conf, S Site,
 ■ Home
 ■ Away
 N Neutral

Average RPI Win:	221	WON-LOST	WINNING	LAST 10	STRENGTH OF	OPP. STRENGTH	TEAM	ADJ.	CONF.	ADJ CONF.
Average RPI Loss:	87	RECORD	PCT. RANK	GAMES	SCHEDULE	OF SCHEDULE	RPI	RPI	RPI	RPI
DIV. I ONLY	17- 15	152	7- 3	116	101	130	130	10	10	
DIV. I NON-CONF.	7- 7	148	0- 0	252	113	197	197	10	10	
TOTALS	RPI 1-25	RPI 26-50	W-L RECORDS	RPI 51-100	RPI 101-150	RPI 150+				
17- 15	0- 2	1- 3	OVERALL	1- 4	0- 5	15- 1				
10- 4	0- 0	0- 0	HOME	1- 1	0- 3	9- 0				
5- 8	0- 2	1- 0	AWAY	0- 3	0- 2	4- 1				
2- 3	0- 0	0- 3	NEUTRAL	0- 0	0- 0	2- 0				
7- 7	0- 1	0- 2	NON-CONFERENCE	0- 2	0- 2	7- 0				
5- 1	0- 0	0- 0	HOME	0- 0	0- 1	5- 0				
1- 4	0- 1	0- 0	AWAY	0- 2	0- 1	1- 0				
1- 2	0- 0	0- 2	NEUTRAL	0- 0	0- 0	1- 0				
10- 8	0- 1	1- 1	CONFERENCE	1- 2	0- 3	8- 1				
5- 3	0- 0	0- 0	HOME	1- 1	0- 2	4- 0				
4- 4	0- 1	1- 0	AWAY	0- 1	0- 1	3- 1				
1- 1	0- 0	0- 1	NEUTRAL	0- 0	0- 0	1- 0				

RPI 1-25				RPI 26-50				RPI 51-100				RPI 101+ Team's RPI: 130			
RPI	S	Opponent	Score	RPI	S	Opponent	Score	RPI	S	Opponent	Score	RPI	S	Opponent	Score
4	A	Duke	63 87	30	A	Southern Miss.	92 82	52	A	Ohio St.	60 75	105	H	Tulane	62 92
17	A	Middle Tenn.	49 62	30	N	Southern Miss.	64 83	59	H	UTEP	55 65	116	H	Virginia Tech	61 73
				32	N	Bowling Green	58 77	94	A	East Carolina	63 64	127	A	Charlotte	59 80
				41	N	Marist	82 87	94	H	East Carolina	87 78	143	H	UAB	64 80
								100	A	VCU	68 81	149	A	Pittsburgh	49 63
												165	A	FIU	72 56
												172	A	Rice	85 49
												186	A	UTSA	68 57
												186	N	UTSA	79 74
												192	H	Fla. Atlantic	80 44
												204	N	Boston U.	62 56
												205	H	Louisiana Tech	75 64
												208	H	Tulsa	65 53
												233	A	North Texas	52 68
												253	H	N.C. Central	68 44
												270	H	Marshall	65 52
												284	A	William & Mary	60 49
												319	H	UMES	82 57
												322	H	Delaware St.	97 67
												329	H	UMass Lowell	90 57
												331	H	Radford	56 37
LAST 12 Division I GAMES:															
				30	N	Southern Miss.	64 83	172	A	Rice	85 49				
				186	N	UTSA	79 74	59	H	UTEP	55 65				
				94	H	East Carolina	87 78	233	A	North Texas	52 68				
				165	A	FIU	72 56	208	H	Tulsa	65 53				
				205	H	Louisiana Tech	75 64	270	H	Marshall	65 52				
				186	A	UTSA	68 57	94	A	East Carolina	63 64				

Non-Div I Games:

Old Dominion

■ Loss,
 ■ Non-Conf,
 ■ S Site,
 ■ Home
 ■ A Away
 N Neutral

Average RPI Win: 246	WON-LOST	WINNING	LAST 10	STRENGTH OF	OPP. STRENGTH	TEAM	ADJ.	CONF.	ADJ CONF.
Average RPI Loss: 131	RECORD	PCT. RANK	GAMES	SCHEDULE	OF SCHEDULE	RPI	RPI	RPI	RPI
DIV. I ONLY	19- 11	94	8- 2	207	247	131	131	27	27
DIV. I NON-CONF.	3- 5	225	0- 0	85	24	177	177	29	29
TOTALS	RPI 1-25	RPI 26-50	W-L RECORDS	RPI 51-100	RPI 101-150	RPI 150+			
19- 11	0- 1	0- 1	OVERALL	2- 3	2- 3	15- 3			
10- 3	0- 0	0- 1	HOME	1- 1	1- 1	8- 0			
7- 6	0- 1	0- 0	AWAY	1- 0	0- 2	6- 3			
2- 2	0- 0	0- 0	NEUTRAL	0- 2	1- 0	1- 0			
3- 5	0- 1	0- 1	NON-CONFERENCE	0- 2	2- 1	1- 0			
1- 2	0- 0	0- 1	HOME	0- 1	1- 0	0- 0			
1- 2	0- 1	0- 0	AWAY	0- 0	0- 1	1- 0			
1- 1	0- 0	0- 0	NEUTRAL	0- 1	1- 0	0- 0			
16- 6	0- 0	0- 0	CONFERENCE	2- 1	0- 2	14- 3			
9- 1	0- 0	0- 0	HOME	1- 0	0- 1	8- 0			
6- 4	0- 0	0- 0	AWAY	1- 0	0- 1	5- 3			
1- 1	0- 0	0- 0	NEUTRAL	0- 1	0- 0	1- 0			

RPI 1-25				RPI 26-50				RPI 51-100				RPI 101+ Team's RPI: 131			
RPI	S	Opponent	Score	RPI	S	Opponent	Score	RPI	S	Opponent	Score	RPI	S	Opponent	Score
22	A	Saint Joseph's	65 77	45	H	James Madison	56 67	81	H	Virginia	60 61	120	A	High Point	70 75
								87	A	Winthrop	77 70	120	H	High Point	89 94
								87	H	Winthrop	80 69	124	H	Richmond	76 61
								87	N	Winthrop	59 65	127	A	Charlotte	56 66
								97	N	Fresno St.	66 70	148	N	Savannah St.	89 79
												169	A	Campbell	55 61
												169	H	Campbell	75 52
												240	A	Coastal Caro.	71 62
												240	H	Coastal Caro.	64 46
												243	A	Gardner-Webb	72 62
												243	H	Gardner-Webb	72 40
												276	A	Presbyterian	43 46
												276	H	Presbyterian	59 51
												276	N	Presbyterian	67 42
												288	A	UNC Wilmington	64 55
												299	A	UNC Asheville	80 83
												299	H	UNC Asheville	64 49
												323	A	Charleston So.	92 69
												323	H	Charleston So.	66 45
												327	A	Longwood	69 47
												327	H	Longwood	74 41
												331	A	Radford	90 46
												331	H	Radford	70 49
LAST 12 Division I GAMES:															
				87	N	Winthrop	59 65	243	A	Gardner-Webb	72 62				
				276	N	Presbyterian	67 42	276	A	Presbyterian	43 46				
				327	A	Longwood	69 47	323	H	Charleston So.	66 45				
				331	A	Radford	90 46	240	H	Coastal Caro.	64 46				
				87	H	Winthrop	80 69	169	A	Campbell	55 61				
				299	H	UNC Asheville	64 49	120	H	High Point	89 94				

Non-Div I Games: Kutztown 72 56

Liberty

■ Loss,
 ■ Non-Conf,
 ■ S Site,
 ■ H Home
 ■ A Away
 N Neutral

Average RPI Win:	217	WON-LOST	WINNING	LAST 10	STRENGTH OF	OPP. STRENGTH	TEAM	ADJ.	CONF.	ADJ CONF.
Average RPI Loss:	110	RECORD	PCT. RANK	GAMES	SCHEDULE	OF SCHEDULE	RPI	RPI	RPI	RPI
DIV. I ONLY	18- 16	155	7- 3	113	163	132	132	12	12	
DIV. I NON-CONF.	5- 6	173	0- 0	73	125	123	123	13	13	
TOTALS	RPI 1-25	RPI 26-50	W-L RECORDS	RPI 51-100	RPI 101-150	RPI 150+				
18- 16	0- 2	1- 3	OVERALL	0- 4	1- 2	16- 5				
6- 7	0- 1	0- 2	HOME	0- 1	1- 1	5- 2				
8- 7	0- 1	0- 1	AWAY	0- 1	0- 1	8- 3				
4- 2	0- 0	1- 0	NEUTRAL	0- 2	0- 0	3- 0				
5- 6	0- 2	0- 0	NON-CONFERENCE	0- 1	1- 2	4- 1				
1- 2	0- 1	0- 0	HOME	0- 0	1- 1	0- 0				
3- 3	0- 1	0- 0	AWAY	0- 0	0- 1	3- 1				
1- 1	0- 0	0- 0	NEUTRAL	0- 1	0- 0	1- 0				
13- 10	0- 0	1- 3	CONFERENCE	0- 3	0- 0	12- 4				
5- 5	0- 0	0- 2	HOME	0- 1	0- 0	5- 2				
5- 4	0- 0	0- 1	AWAY	0- 1	0- 0	5- 2				
3- 1	0- 0	1- 0	NEUTRAL	0- 1	0- 0	2- 0				

RPI 1-25				RPI 26-50				RPI 51-100				RPI 101+ Team's RPI: 132			
RPI	S	Opponent	Score	RPI	S	Opponent	Score	RPI	S	Opponent	Score	RPI	S	Opponent	Score
8	H	Louisville	67 105	32	H	Bowling Green	61 72	67	N	Auburn	51 67	107	H	Western Ky.	85 77
9	A	Purdue	57 63	32	N	Bowling Green	73 55	76	A	Akron	78 87	125	A	Wyoming	51 71
				40	A	Central Mich.	72 85	76	H	Akron	64 87	149	H	Pittsburgh	58 63
				40	H	Central Mich.	81 84	76	N	Akron	68 79	153	A	Northern Ky.	67 63
												154	H	Buffalo	69 73
												154	N	Buffalo	74 60
												198	A	Toledo	61 73
												198	H	Toledo	69 56
												199	A	Eastern Mich.	70 66
												199	H	Eastern Mich.	60 62
												206	A	Evansville	69 80
												207	A	IPFW	83 75
												226	A	Northern Ill.	63 50
												226	H	Northern Ill.	67 57
												226	N	Northern Ill.	61 47
												241	A	Ohio	79 63
												244	A	Western Mich.	79 73
												244	H	Western Mich.	56 43
												252	N	Tennessee Tech	76 64
												269	A	Miami (OH)	80 70
												300	A	Kent St.	57 60
												300	H	Kent St.	73 38
												300	H	Kent St.	55 31
												336	A	Detroit	80 74
LAST 12 Division I GAMES:															
				76	N	Akron	68 79	226	H	Northern Ill.	67 57				
				32	N	Bowling Green	73 55	244	A	Western Mich.	79 73				
				154	N	Buffalo	74 60	40	A	Central Mich.	72 85				
				226	N	Northern Ill.	61 47	199	H	Eastern Mich.	60 62				
				300	H	Kent St.	73 38	269	A	Miami (OH)	80 70				
				198	H	Toledo	69 56	76	H	Akron	64 87				

Non-Div I Games:

Ball St.

■ Loss,
■ Non-Conf,
■ S Site,
■ H Home
■ A Away
N Neutral

Sacramento St.

Through Games Of March 16, 2014

Average RPI Win:	207	WON-LOST	WINNING	LAST 10	STRENGTH OF	OPP. STRENGTH	TEAM	ADJ.	CONF.	ADJ CONF.
Average RPI Loss:	140	RECORD	PCT. RANK	GAMES	SCHEDULE	OF SCHEDULE	RPI	RPI	RPI	RPI
DIV. I ONLY	18- 12	106	3- 7	194	176	133	133	14	14	
DIV. I NON-CONF.	8- 1	27	0- 0	157	194	30	30	17	17	
TOTALS	RPI 1-25	RPI 26-50	W-L RECORDS	RPI 51-100	RPI 101-150	RPI 150+				
18- 12	0- 0	1- 1	OVERALL	1- 4	3- 1	13- 6				
13- 2	0- 0	1- 0	HOME	1- 1	2- 0	9- 1				
5- 9	0- 0	0- 1	AWAY	0- 2	1- 1	4- 5				
0- 1	0- 0	0- 0	NEUTRAL	0- 1	0- 0	0- 0				
8- 1	0- 0	1- 1	NON-CONFERENCE	0- 0	2- 0	5- 0				
5- 0	0- 0	1- 0	HOME	0- 0	1- 0	3- 0				
3- 1	0- 0	0- 1	AWAY	0- 0	1- 0	2- 0				
0- 0	0- 0	0- 0	NEUTRAL	0- 0	0- 0	0- 0				
10- 11	0- 0	0- 0	CONFERENCE	1- 4	1- 1	8- 6				
8- 2	0- 0	0- 0	HOME	1- 1	1- 0	6- 1				
2- 8	0- 0	0- 0	AWAY	0- 2	0- 1	2- 5				
0- 1	0- 0	0- 0	NEUTRAL	0- 1	0- 0	0- 0				

RPI S	Opponent	Score	RPI S	Opponent	Score	RPI S	Opponent	Score	RPI S	Opponent	Score	Team's RPI: 133
35	A Oregon St.	80 102	80	A North Dakota	57 87	101	A Montana	76 87				
48	H St. Mary's (CA)	94 92	80	H North Dakota	110 104	101	H Montana	91 81				
			98	A Southern Utah	74 93	123	A Oregon	97 85				
			98	H Southern Utah	79 97	147	H Cal St. Northridge	92 73				
			98	N Southern Utah	78 86	151	A Eastern Wash.	65 78				
						151	H Eastern Wash.	73 79				
						171	H UC Irvine	99 94				
						175	A UC Davis	84 78				
						176	A Idaho St.	53 62				
						176	H Idaho St.	56 53				
						194	A Montana St.	63 81				
						194	H Montana St.	107 95				
						217	H San Diego St.	93 89				
						220	A Northern Colo.	55 62				
						220	H Northern Colo.	74 64				
						265	H San Jose St.	103 99				
						272	A Portland St.	80 83				
						272	H Portland St.	84 80				
						289	A Northern Ariz.	99 91				
						289	H Northern Ariz.	104 79				
						310	A Weber St.	111 104				
						310	H Weber St.	76 60				
						338	A Utah Valley	87 84				
LAST 12 Division I GAMES:												
			98	N Southern Utah	78 86	220	A Northern Colo.	55 62				
			194	A Montana St.	63 81	272	H Portland St.	84 80				
			101	A Montana	76 87	151	H Eastern Wash.	73 79				
			176	H Idaho St.	56 53	98	A Southern Utah	74 93				
			310	H Weber St.	76 60	289	A Northern Ariz.	99 91				
			80	A North Dakota	57 87	310	A Weber St.	111 104				

Non-Div I Games:

Sacramento St.

■ Loss,
 ■ Non-Conf,
 ■ S Site,
 ■ Home
 ■ A Away
 N Neutral

Average RPI Win:	190	WON-LOST	WINNING	LAST 10	STRENGTH OF	OPP. STRENGTH	TEAM	ADJ.	CONF.	ADJ CONF.
Average RPI Loss:	68	RECORD	PCT. RANK	GAMES	SCHEDULE	OF SCHEDULE	RPI	RPI	RPI	RPI
DIV. I ONLY	13- 18	216	4- 6	60	56	134	134	6	6	
DIV. I NON-CONF.	7- 4	95	0- 0	118	66	107	107	6	6	
TOTALS	RPI 1-25	RPI 26-50	W-L RECORDS	RPI 51-100	RPI 101-150	RPI 150+				
13- 18	0- 5	0- 3	OVERALL	2- 6	2- 1	9- 3				
6- 9	0- 2	0- 2	HOME	2- 3	0- 1	4- 1				
5- 7	0- 2	0- 0	AWAY	0- 3	1- 0	4- 2				
2- 2	0- 1	0- 1	NEUTRAL	0- 0	1- 0	1- 0				
7- 4	0- 0	0- 3	NON-CONFERENCE	2- 0	1- 0	4- 1				
4- 2	0- 0	0- 2	HOME	2- 0	0- 0	2- 0				
2- 1	0- 0	0- 0	AWAY	0- 0	0- 0	2- 1				
1- 1	0- 0	0- 1	NEUTRAL	0- 0	1- 0	0- 0				
6- 14	0- 5	0- 0	CONFERENCE	0- 6	1- 1	5- 2				
2- 7	0- 2	0- 0	HOME	0- 3	0- 1	2- 1				
3- 6	0- 2	0- 0	AWAY	0- 3	1- 0	2- 1				
1- 1	0- 1	0- 0	NEUTRAL	0- 0	0- 0	1- 0				

RPI	S	Opponent	Score	RPI	S	Opponent	Score	RPI	S	Opponent	Score	RPI	S	Opponent	Score	Team's RPI: 134
2	A	UConn	34 67	37	N	Fordham	40 56	51	A	Rutgers	53 58	102	A	Temple	55 53	
2	H	UConn	29 86	39	H	Florida St.	58 63	51	H	Rutgers	58 78	102	H	Temple	47 58	
2	N	UConn	42 72	42	H	Iowa St.	42 78	52	H	Ohio St.	64 49	127	N	Charlotte	71 64	
8	A	Louisville	45 64					57	A	South Fla.	48 57	153	A	Northern Ky.	61 77	
8	H	Louisville	51 75					57	H	South Fla.	43 62	181	A	Memphis	47 53	
								76	H	Akron	86 70	181	H	Memphis	65 49	
								99	A	SMU	47 66	211	A	Youngstown St.	83 62	
								99	H	SMU	43 54	212	A	UCF	50 49	
												212	H	UCF	47 37	
												212	N	UCF	54 52	
												236	A	Houston	59 50	
												236	H	Houston	39 48	
												260	A	Xavier	47 26	
												295	H	Morehead St.	75 44	
												300	H	Kent St.	65 46	
LAST 12 Division I GAMES:																
		2 N UConn	42 72			102 A Temple	55 53									
		212 N UCF	54 52			181 H Memphis	65 49									
		181 A Memphis	47 53			236 H Houston	39 48									
		8 H Louisville	51 75			51 A Rutgers	53 58									
		212 A UCF	50 49			2 H UConn	29 86									
		57 H South Fla.	43 62			99 A SMU	47 66									

Non-Div I Games:

Cincinnati

■ Loss,
 ■ Non-Conf,
 ■ S Site,
 ■ H Home
 ■ A Away
 N Neutral

Average RPI Win:	287	WON-LOST	WINNING	LAST 10	STRENGTH OF	OPP. STRENGTH	TEAM	ADJ.	CONF.	ADJ CONF.
Average RPI Loss:	119	RECORD	PCT. RANK	GAMES	SCHEDULE	OF SCHEDULE	RPI	RPI	RPI	RPI
DIV. I ONLY	24- 8	40	9- 1	337	322	135	135	31	31	
DIV. I NON-CONF.	9- 4	81	0- 0	329	234	174	174	31	31	
TOTALS	RPI 1-25	RPI 26-50	W-L RECORDS	RPI 51-100	RPI 101-150	RPI 150+				
24- 8	0- 1	0- 0	OVERALL	0- 2	1- 3	23- 2				
11- 2	0- 0	0- 0	HOME	0- 1	0- 1	11- 0				
11- 6	0- 1	0- 0	AWAY	0- 1	1- 2	10- 2				
2- 0	0- 0	0- 0	NEUTRAL	0- 0	0- 0	2- 0				
9- 4	0- 1	0- 0	NON-CONFERENCE	0- 2	0- 1	9- 0				
4- 1	0- 0	0- 0	HOME	0- 1	0- 0	4- 0				
5- 3	0- 1	0- 0	AWAY	0- 1	0- 1	5- 0				
0- 0	0- 0	0- 0	NEUTRAL	0- 0	0- 0	0- 0				
15- 4	0- 0	0- 0	CONFERENCE	0- 0	1- 2	14- 2				
7- 1	0- 0	0- 0	HOME	0- 0	0- 1	7- 0				
6- 3	0- 0	0- 0	AWAY	0- 0	1- 1	5- 2				
2- 0	0- 0	0- 0	NEUTRAL	0- 0	0- 0	2- 0				

RPI 1-25				RPI 26-50				RPI 51-100				RPI 101+ Team's RPI: 135			
RPI	S	Opponent	Score	RPI	S	Opponent	Score	RPI	S	Opponent	Score	RPI	S	Opponent	Score
23	A	Iowa	40 78					58	H	Army	67 75	103	A	Albany (NY)	46 70
								64	A	Navy	54 72	103	A	Albany (NY)	66 56
												103	H	Albany (NY)	51 66
												138	A	Seton Hall	65 80
												152	A	Lafayette	71 61
												227	A	New Hampshire	68 71
												227	H	New Hampshire	76 63
												227	N	New Hampshire	79 59
												228	A	Maine	65 49
												228	H	Maine	73 65
												237	A	Hartford	48 61
												237	H	Hartford	61 57
												277	H	Wagner	70 51
												282	H	Monmouth	69 52
												283	A	Bradley	83 79
												305	A	Columbia	57 54
												314	H	Morgan St.	79 55
												328	A	Binghamton	48 45
												328	H	Binghamton	62 42
												329	A	UMass Lowell	79 68
												329	H	UMass Lowell	86 63
												330	H	NJIT	50 44
												332	A	Saint Peter's	77 47
												337	A	Vermont	83 49
												337	H	Vermont	66 57
												341	A	UMBC	72 51
LAST 12 Division I GAMES:															
103	A	Albany (NY)	46 70	341	A	UMBC	72 51								
227	N	New Hampshire	79 59	329	A	UMass Lowell	79 68								
341	N	UMBC	61 49	227	H	New Hampshire	76 63								
103	A	Albany (NY)	66 56	328	H	Binghamton	62 42								
337	H	Vermont	66 57	237	A	Hartford	48 61								
228	H	Maine	73 65	103	H	Albany (NY)	51 66								

Non-Div I Games:

Stony Brook

■ Loss,
■ Non-Conf,
■ S Site,
■ Home
■ A Away
N Neutral

RPI	S	Opponent	Score	
341	H	UMBC	66	62
341	N	UMBC	61	49
342	A	Fairleigh Dickinson	68	58

S
t
o
n
y
B
r
o
o
k

S
t
o
n
y
B
r
o
o
k

Stony Brook

South Dakota

Through Games Of March 16, 2014

Average RPI Win: 221	WON-LOST	WINNING	LAST 10	STRENGTH OF	OPP. STRENGTH	TEAM	ADJ.	CONF.	ADJ CONF.
Average RPI Loss: 140	RECORD	PCT. RANK	GAMES	SCHEDULE	OF SCHEDULE	RPI	RPI	RPI	RPI
DIV. I ONLY	17- 13	123	8- 2	174	211	136	136	21	21
DIV. I NON-CONF.	7- 6	142	0- 0	75	162	101	101	19	19
TOTALS	RPI 1-25	RPI 26-50	W-L RECORDS	RPI 51-100	RPI 101-150	RPI 150+			
17- 13	0- 1	1- 3	OVERALL	0- 2	3- 1	13- 6			
10- 2	0- 0	0- 1	HOME	0- 0	3- 0	7- 1			
4- 10	0- 1	0- 2	AWAY	0- 2	0- 1	4- 4			
3- 1	0- 0	1- 0	NEUTRAL	0- 0	0- 0	2- 1			
7- 6	0- 1	0- 1	NON-CONFERENCE	0- 2	2- 0	5- 2			
5- 0	0- 0	0- 0	HOME	0- 0	2- 0	3- 0			
2- 5	0- 1	0- 1	AWAY	0- 2	0- 0	2- 1			
0- 1	0- 0	0- 0	NEUTRAL	0- 0	0- 0	0- 1			
10- 7	0- 0	1- 2	CONFERENCE	0- 0	1- 1	8- 4			
5- 2	0- 0	0- 1	HOME	0- 0	1- 0	4- 1			
2- 5	0- 0	0- 1	AWAY	0- 0	0- 1	2- 3			
3- 0	0- 0	1- 0	NEUTRAL	0- 0	0- 0	2- 0			

RPI 1-25				RPI 26-50				RPI 51-100				RPI 101+ Team's RPI: 136			
RPI	S	Opponent	Score	RPI	S	Opponent	Score	RPI	S	Opponent	Score	RPI	S	Opponent	Score
19	A	Nebraska	53 87	42	A	Iowa St.	72 88	66	A	Creighton	48 63	125	H	Wyoming	82 78
				49	A	South Dakota St.	69 88	80	A	North Dakota	61 65	126	A	IUPUI	59 80
				49	H	South Dakota St.	88 99					126	H	IUPUI	74 56
				49	N	South Dakota St.	72 58					144	H	UNI	87 67
												161	H	Utah St.	81 71
												167	N	Drake	81 89
												171	A	UC Irvine	64 68
												190	H	Boise St.	74 61
												201	H	Cleveland St.	74 70
												207	A	IPFW	78 96
												207	H	IPFW	84 71
												223	A	Cal St. Fullerton	66 57
												254	A	Western Ill.	79 76
												254	H	Western Ill.	71 81
												254	N	Western Ill.	96 94
												271	A	Denver	84 91
												271	H	Denver	88 67
												271	N	Denver	82 71
												318	A	North Dakota St.	83 70
												318	H	North Dakota St.	95 87
												320	A	Valparaiso	81 70
												325	A	Omaha	61 69
												325	H	Omaha	75 51
LAST 12 Division I GAMES:															
				271	N	Denver	82 71					325	A	Omaha	61 69
				49	N	South Dakota St.	72 58					126	H	IUPUI	74 56
				254	N	Western Ill.	96 94					207	H	IPFW	84 71
				49	H	South Dakota St.	88 99					271	H	Denver	88 67
				318	H	North Dakota St.	95 87					49	A	South Dakota St.	69 88
				254	A	Western Ill.	79 76					318	A	North Dakota St.	83 70

Non-Div I Games: St. Mary (NE) 76 48 South Dakota Mines 81 49

South Dakota

Loss, Non-Conf, S Site, H Home A Away N Neutral

Bucknell

Through Games Of March 16, 2014

Average RPI Win: 214	WON-LOST	WINNING	LAST 10	STRENGTH OF	OPP. STRENGTH	TEAM	ADJ.	CONF.	ADJ CONF.
Average RPI Loss: 112	RECORD	PCT. RANK	GAMES	SCHEDULE	OF SCHEDULE	RPI	RPI	RPI	RPI
DIV. I ONLY	16- 13	134	5- 5	161	119	137	137	11	11
DIV. I NON-CONF.	5- 5	148	0- 0	282	165	191	191	11	11
TOTALS	RPI 1-25	RPI 26-50	W-L RECORDS	RPI 51-100	RPI 101-150	RPI 150+			
16- 13	0- 1	0- 0	OVERALL	1- 6	2- 3	13- 3			
10- 4	0- 0	0- 0	HOME	1- 3	1- 1	8- 0			
6- 9	0- 1	0- 0	AWAY	0- 3	1- 2	5- 3			
0- 0	0- 0	0- 0	NEUTRAL	0- 0	0- 0	0- 0			
5- 5	0- 1	0- 0	NON-CONFERENCE	0- 1	0- 2	5- 1			
3- 1	0- 0	0- 0	HOME	0- 1	0- 0	3- 0			
2- 4	0- 1	0- 0	AWAY	0- 0	0- 2	2- 1			
0- 0	0- 0	0- 0	NEUTRAL	0- 0	0- 0	0- 0			
11- 8	0- 0	0- 0	CONFERENCE	1- 5	2- 1	8- 2			
7- 3	0- 0	0- 0	HOME	1- 2	1- 1	5- 0			
4- 5	0- 0	0- 0	AWAY	0- 3	1- 0	3- 2			
0- 0	0- 0	0- 0	NEUTRAL	0- 0	0- 0	0- 0			

RPI 1-25				RPI 26-50				RPI 51-100				RPI 101+				Team's RPI: 137	
RPI	S	Opponent	Score	RPI	S	Opponent	Score	RPI	S	Opponent	Score	RPI	S	Opponent	Score		
13	A	Penn St.	49 92					55	H	Penn	61 69	111	A	Holy Cross	83 79		
								58	A	Army	63 75	111	H	Holy Cross	66 79		
								58	H	Army	56 55	111	H	Holy Cross	82 79		
								64	A	Navy	61 70	116	A	Virginia Tech	49 87		
								64	H	Navy	92 94	149	A	Pittsburgh	51 66		
								71	A	American	40 77	152	A	Lafayette	64 87		
								71	H	American	53 67	152	H	Lafayette	75 72		
												204	A	Boston U.	58 86		
												204	H	Boston U.	62 50		
												211	H	Youngstown St.	66 41		
												213	A	Colgate	88 72		
												213	H	Colgate	64 54		
												214	A	Cornell	72 59		
												221	H	Towson	78 62		
												230	A	Lehigh	87 78		
												230	H	Lehigh	82 68		
												303	A	Loyola Maryland	67 60		
												303	H	Loyola Maryland	70 49		
												327	A	Longwood	71 47		
												328	H	Binghamton	89 48		
												330	A	NJIT	59 61		
LAST 12 Division I GAMES:																	
				111	H	Holy Cross	66 79					64	A	Navy	61 70		
				71	H	American	53 67					111	H	Holy Cross	82 79		
				230	A	Lehigh	87 78					152	A	Lafayette	64 87		
				204	H	Boston U.	62 50					213	H	Colgate	64 54		
				303	H	Loyola Maryland	70 49					230	H	Lehigh	82 68		
				58	A	Army	63 75					204	A	Boston U.	58 86		

Non-Div I Games:

Bucknell

■ Loss,
 ■ Non-Conf, S Site,
 ■ Home
 ■ Away
 N Neutral

Average RPI Win: 218	WON-LOST	WINNING	LAST 10	STRENGTH OF	OPP. STRENGTH	TEAM	ADJ.	CONF.	ADJ CONF.
Average RPI Loss: 62	RECORD	PCT. RANK	GAMES	SCHEDULE	OF SCHEDULE	RPI	RPI	RPI	RPI
DIV. I ONLY	18- 13	117	5- 5	160	85	138	138	7	7
DIV. I NON-CONF.	9- 2	44	0- 0	279	254	102	102	7	7
TOTALS	RPI 1-25	RPI 26-50	W-L RECORDS	RPI 51-100	RPI 101-150	RPI 150+			
18- 13	0- 3	1- 4	OVERALL	2- 3	2- 2	13- 1			
13- 5	0- 1	0- 2	HOME	2- 1	2- 1	9- 0			
4- 7	0- 2	1- 1	AWAY	0- 2	0- 1	3- 1			
1- 1	0- 0	0- 1	NEUTRAL	0- 0	0- 0	1- 0			
9- 2	0- 1	0- 0	NON-CONFERENCE	1- 0	2- 0	6- 1			
9- 0	0- 0	0- 0	HOME	1- 0	2- 0	6- 0			
0- 2	0- 1	0- 0	AWAY	0- 0	0- 0	0- 1			
0- 0	0- 0	0- 0	NEUTRAL	0- 0	0- 0	0- 0			
9- 11	0- 2	1- 4	CONFERENCE	1- 3	0- 2	7- 0			
4- 5	0- 1	0- 2	HOME	1- 1	0- 1	3- 0			
4- 5	0- 1	1- 1	AWAY	0- 2	0- 1	3- 0			
1- 1	0- 0	0- 1	NEUTRAL	0- 0	0- 0	1- 0			

RPI 1-25				RPI 26-50				RPI 51-100				RPI 101+ Team's RPI: 138			
RPI	S	Opponent	Score	RPI	S	Opponent	Score	RPI	S	Opponent	Score	RPI	S	Opponent	Score
6	A	South Carolina	67 88	28	A	St. John's (NY)	63 72	66	A	Creighton	50 70	112	A	Butler	72 74
25	A	DePaul	73 89	28	H	St. John's (NY)	48 69	66	H	Creighton	73 76	112	H	Butler	69 75
25	H	DePaul	68 75	28	N	St. John's (NY)	60 66	86	A	Marquette	60 62	135	H	Stony Brook	80 65
				50	A	Villanova	64 56	86	H	Marquette	90 86	148	H	Savannah St.	51 42
				50	H	Villanova	57 62	97	H	Fresno St.	64 58	173	A	Georgetown	72 71
LAST 12 Division I GAMES:															
		28	N	St. John's (NY)	60	66				247	H	Providence	82	72	
		247	N	Providence	88	79				25	A	DePaul	73	89	
		260	H	Xavier	62	50				173	A	Georgetown	72	71	
		112	A	Butler	72	74				50	H	Villanova	57	62	
		66	A	Creighton	50	70				86	A	Marquette	60	62	
		86	H	Marquette	90	86				28	H	St. John's (NY)	48	69	

Non-Div I Games:

Seton Hall

Average RPI Win:	235	WON-LOST	WINNING	LAST 10	STRENGTH OF	OPP. STRENGTH	TEAM	ADJ.	CONF.	ADJ CONF.
Average RPI Loss:	151	RECORD	PCT. RANK	GAMES	SCHEDULE	OF SCHEDULE	RPI	RPI	RPI	RPI
DIV. I ONLY	17- 12	113	8- 2	219	193	139	139	24	24	
DIV. I NON-CONF.	4- 5	188	0- 0	112	13	149	149	26	26	
TOTALS	RPI 1-25	RPI 26-50	W-L RECORDS	RPI 51-100	RPI 101-150	RPI 150+				
17- 12	0- 2	1- 1	OVERALL	0- 0	2- 3	14- 6				
12- 1	0- 1	1- 0	HOME	0- 0	2- 0	9- 0				
4- 10	0- 1	0- 1	AWAY	0- 0	0- 2	4- 6				
1- 1	0- 0	0- 0	NEUTRAL	0- 0	0- 1	1- 0				
4- 5	0- 2	1- 1	NON-CONFERENCE	0- 0	0- 0	3- 2				
3- 1	0- 1	1- 0	HOME	0- 0	0- 0	2- 0				
1- 4	0- 1	0- 1	AWAY	0- 0	0- 0	1- 2				
0- 0	0- 0	0- 0	NEUTRAL	0- 0	0- 0	0- 0				
13- 7	0- 0	0- 0	CONFERENCE	0- 0	2- 3	11- 4				
9- 0	0- 0	0- 0	HOME	0- 0	2- 0	7- 0				
3- 6	0- 0	0- 0	AWAY	0- 0	0- 2	3- 4				
1- 1	0- 0	0- 0	NEUTRAL	0- 0	0- 1	1- 0				

RPI 1-25					RPI 26-50					RPI 51-100					RPI 101+ Team's RPI: 139				
RPI	S	Opponent	Score		RPI	S	Opponent	Score		RPI	S	Opponent	Score		RPI	S	Opponent	Score	
15	H	LSU	51	58	30	A	Southern Miss.	60	72						107	A	Western Ky.	39	65
24	A	Texas	26	60	49	H	South Dakota St.	66	45						107	H	Western Ky.	58	51
															107	N	Western Ky.	62	66
															114	A	Arkansas St.	45	77
															114	H	Arkansas St.	64	55
															181	H	Memphis	68	63
															193	A	Missouri St.	68	72
															195	A	Texas St.	35	42
															195	H	Texas St.	77	70
															205	A	Louisiana Tech	39	50
															242	H	Sam Houston St.	69	65
															250	A	Troy	77	86
															250	H	Troy	69	52
															250	N	Troy	66	54
															259	A	Oral Roberts	53	51
															261	A	Georgia St.	59	61
															261	H	Georgia St.	64	58
															273	A	La.-Lafayette	63	57
															273	H	La.-Lafayette	74	60
															279	A	La.-Monroe	63	47
															279	H	La.-Monroe	72	62
															316	A	South Ala.	56	61
															316	H	South Ala.	61	42
															333	A	Texas-Arlington	64	57
															333	H	Texas-Arlington	69	60
LAST 12 Division I GAMES:																			

Average RPI Win:	152	WON-LOST	WINNING	LAST 10	STRENGTH OF	OPP. STRENGTH	TEAM	ADJ.	CONF.	ADJ CONF.
Average RPI Loss:	57	RECORD	PCT. RANK	GAMES	SCHEDULE	OF SCHEDULE	RPI	RPI	RPI	RPI
DIV. I ONLY	10- 19	260	1- 9	29	35	140	140	3	3	
DIV. I NON-CONF.	7- 5	120	0- 0	54	71	84	84	4	4	
TOTALS	RPI 1-25	RPI 26-50	W-L RECORDS	RPI 51-100	RPI 101-150	RPI 150+				
10- 19	0- 5	0- 6	OVERALL	3- 5	2- 3	5- 0				
6- 8	0- 3	0- 2	HOME	2- 1	2- 2	2- 0				
3- 10	0- 2	0- 3	AWAY	1- 4	0- 1	2- 0				
1- 1	0- 0	0- 1	NEUTRAL	0- 0	0- 0	1- 0				
7- 5	0- 1	0- 1	NON-CONFERENCE	1- 2	2- 1	4- 0				
4- 2	0- 1	0- 0	HOME	0- 0	2- 1	2- 0				
2- 3	0- 0	0- 1	AWAY	1- 2	0- 0	1- 0				
1- 0	0- 0	0- 0	NEUTRAL	0- 0	0- 0	1- 0				
3- 14	0- 4	0- 5	CONFERENCE	2- 3	0- 2	1- 0				
2- 6	0- 2	0- 2	HOME	2- 1	0- 1	0- 0				
1- 7	0- 2	0- 2	AWAY	0- 2	0- 1	1- 0				
0- 1	0- 0	0- 1	NEUTRAL	0- 0	0- 0	0- 0				

RPI 1-25				RPI 26-50				RPI 51-100				RPI 101+ Team's RPI: 140			
RPI	S	Opponent	Score	RPI	S	Opponent	Score	RPI	S	Opponent	Score	RPI	S	Opponent	Score
9	A	Purdue	54 72	31	A	Michigan St.	67 71	52	H	Ohio St.	82 71	108	A	Northwestern	58 74
11	H	Gonzaga	55 70	31	H	Michigan St.	66 76	77	A	Alabama	62 70	108	H	Northwestern	73 77
13	A	Penn St.	68 78	43	A	Vanderbilt	69 81	84	A	Indiana	69 76	110	H	Green Bay	65 61
19	H	Nebraska	70 71	46	A	Minnesota	53 64	84	H	Indiana	65 60	121	H	Ill.-Chicago	56 58
23	H	Iowa	65 82	46	H	Minnesota	50 63	86	A	Marquette	62 60	129	H	Boston College	74 59
				46	N	Minnesota	68 74	89	A	Washington	67 80	167	H	Drake	66 41
								93	A	Michigan	62 70	180	A	Illinois	76 64
								93	H	Michigan	44 60	188	N	Mercer	77 72
												226	H	Northern Ill.	71 51
												296	A	Milwaukee	85 60
LAST 12 Division I GAMES:															
		46	N	Minnesota	68	74		84	A	Indiana	69	76			
		108	H	Northwestern	73	77		19	H	Nebraska	70	71			
		9	A	Purdue	54	72		52	H	Ohio St.	82	71			
		31	H	Michigan St.	66	76		31	A	Michigan St.	67	71			
		13	A	Penn St.	68	78		93	H	Michigan	44	60			
		46	H	Minnesota	50	63		46	A	Minnesota	53	64			

Non-Div I Games:

Wisconsin

■ Loss,
■ Non-Conf,
■ S Site,
■ H Home
■ A Away
N Neutral

Average RPI Win:	230	WON-LOST	WINNING	LAST 10	STRENGTH OF	OPP. STRENGTH	TEAM	ADJ.	CONF.	ADJ CONF.
Average RPI Loss:	171	RECORD	PCT. RANK	GAMES	SCHEDULE	OF SCHEDULE	RPI	RPI	RPI	RPI
DIV. I ONLY	17- 12	113	8- 2	230	233	141	141	25	25	
DIV. I NON-CONF.	5- 5	148	0- 0	227	76	171	171	23	23	
TOTALS	RPI 1-25	RPI 26-50	W-L RECORDS	RPI 51-100	RPI 101-150	RPI 150+				
17- 12	0- 2	0- 0	OVERALL	0- 1	1- 0	16- 9				
7- 2	0- 0	0- 0	HOME	0- 0	0- 0	7- 2				
4- 9	0- 2	0- 0	AWAY	0- 1	0- 0	4- 6				
6- 1	0- 0	0- 0	NEUTRAL	0- 0	1- 0	5- 1				
5- 5	0- 2	0- 0	NON-CONFERENCE	0- 1	1- 0	4- 2				
2- 0	0- 0	0- 0	HOME	0- 0	0- 0	2- 0				
0- 4	0- 2	0- 0	AWAY	0- 1	0- 0	0- 1				
3- 1	0- 0	0- 0	NEUTRAL	0- 0	1- 0	2- 1				
12- 7	0- 0	0- 0	CONFERENCE	0- 0	0- 0	12- 7				
5- 2	0- 0	0- 0	HOME	0- 0	0- 0	5- 2				
4- 5	0- 0	0- 0	AWAY	0- 0	0- 0	4- 5				
3- 0	0- 0	0- 0	NEUTRAL	0- 0	0- 0	3- 0				

RPI 1-25			RPI 26-50			RPI 51-100			RPI 101+ Team's RPI: 141		
RPI	S	Opponent	Score	RPI	S	Opponent	Score	RPI	S	Opponent	Score
7	A	Baylor	54 88					148	N	Savannah St.	77 56
24	A	Texas	60 90					178	A	Stephen F. Austin	51 68
								178	H	Stephen F. Austin	66 54
								178	N	Stephen F. Austin	62 44
								182	H	Nicholls St.	76 60
								182	N	Nicholls St.	69 65
								186	N	UTSA	49 62
								197	H	McNeese St.	57 59
								203	A	A&M-Corpus Christi	65 59
								205	A	Louisiana Tech	40 74
								209	A	Lamar	67 60
								209	H	Lamar	79 84
								209	N	Lamar	61 60
								215	A	Central Ark.	61 73
								215	H	Central Ark.	77 45
								236	H	Houston	74 70
								242	A	Sam Houston St.	53 57
								242	H	Sam Houston St.	78 59
								244	H	Jackson St.	71 52
								251	A	Houston Baptist	56 67
								259	A	Oral Roberts	51 62
								259	H	Oral Roberts	71 49
								274	A	Southeastern La.	73 58
								285	N	New Mexico St.	73 63
								318	N	North Dakota St.	57 50
								345	A	New Orleans	51 48
LAST 12 Division I GAMES:											
		178	N	Stephen F. Austin	62	44		274	A	Southeastern La.	73 58
		209	N	Lamar	61	60		178	A	Stephen F. Austin	51 68
		182	N	Nicholls St.	69	65		209	A	Lamar	67 60
		259	H	Oral Roberts	71	49		242	A	Sam Houston St.	53 57
		215	H	Central Ark.	77	45		182	H	Nicholls St.	76 60
		345	A	New Orleans	51	48		197	H	McNeese St.	57 59

Non-Div I Games: Incarnate Word 72 66 Southern Ark. 77 53 Abilene Christian 76 72 Ark.-Monticello 63 40 Northwestern St.

Portland

Through Games Of March 16, 2014

Average RPI Win:	191	WON-LOST	WINNING	LAST 10	STRENGTH OF	OPP. STRENGTH	TEAM	ADJ.	CONF.	ADJ CONF.
Average RPI Loss:	88	RECORD	PCT. RANK	GAMES	SCHEDULE	OF SCHEDULE	RPI	RPI	RPI	RPI
DIV. I ONLY	14- 16	185	3- 7	93	92	142	142	8	8	
DIV. I NON-CONF.	7- 4	95	0- 0	120	148	96	96	8	8	
TOTALS	RPI 1-25	RPI 26-50	W-L RECORDS	RPI 51-100	RPI 101-150	RPI 150+				
14- 16	0- 2	0- 5	OVERALL	3- 4	1- 2	10- 3				
9- 6	0- 1	0- 3	HOME	1- 1	1- 0	7- 1				
5- 9	0- 1	0- 2	AWAY	2- 2	0- 2	3- 2				
0- 1	0- 0	0- 0	NEUTRAL	0- 1	0- 0	0- 0				
7- 4	0- 0	0- 1	NON-CONFERENCE	1- 1	1- 2	5- 0				
5- 1	0- 0	0- 1	HOME	0- 0	1- 0	4- 0				
2- 3	0- 0	0- 0	AWAY	1- 1	0- 2	1- 0				
0- 0	0- 0	0- 0	NEUTRAL	0- 0	0- 0	0- 0				
7- 12	0- 2	0- 4	CONFERENCE	2- 3	0- 0	5- 3				
4- 5	0- 1	0- 2	HOME	1- 1	0- 0	3- 1				
3- 6	0- 1	0- 2	AWAY	1- 1	0- 0	2- 2				
0- 1	0- 0	0- 0	NEUTRAL	0- 1	0- 0	0- 0				

RPI S Opponent	Score	RPI S Opponent	Score	RPI S Opponent	Score	RPI S Opponent	Score	Team's RPI: 142
11 A Gonzaga	61 72	35 H Oregon St.	73 79	53 A San Diego	52 59	101 A Montana	61 68	
11 H Gonzaga	24 56	38 A BYU	43 67	53 H San Diego	72 51	122 H Cal Poly	83 76	
		38 H BYU	68 75	78 A Pacific	73 65	123 A Oregon	86 113	
		48 A St. Mary's (CA)	65 80	78 H Pacific	57 70	151 H Eastern Wash.	68 65	
		48 H St. Mary's (CA)	72 76	78 N Pacific	72 84	177 A San Francisco	82 72	
				89 A Washington	91 77	177 H San Francisco	73 74	
				97 A Fresno St.	67 76	190 H Boise St.	85 71	
						229 H Seattle	70 63	
						232 A Loyola Marymount	64 78	
						232 H Loyola Marymount	84 66	
						246 A Santa Clara	62 69	
						246 H Santa Clara	75 55	
						268 A Pepperdine	53 43	
						268 H Pepperdine	78 59	
						272 A Portland St.	76 49	
						305 H Columbia	58 42	
LAST 12 Division I GAMES:								
78 N Pacific	72 84	268 H Pepperdine	78 59					
48 H St. Mary's (CA)	72 76	232 H Loyola Marymount	84 66					
78 H Pacific	57 70	246 H Santa Clara	75 55					
11 A Gonzaga	61 72	177 H San Francisco	73 74					
53 A San Diego	52 59	232 A Loyola Marymount	64 78					
38 A BYU	43 67	268 A Pepperdine	53 43					

Non-Div I Games:

Portland

Loss, Non-Conf, S Site, H Home A Away N Neutral

UAB										
Average RPI Win:	218	WON-LOST	WINNING	LAST 10	STRENGTH OF	OPP. STRENGTH	TEAM	ADJ.	CONF.	ADJ CONF.
Average RPI Loss:	104	RECORD	PCT. RANK	GAMES	SCHEDULE	OF SCHEDULE	RPI	RPI	RPI	RPI
DIV. I ONLY	16- 15	160	4- 6	108	121	143	143	10	10	
DIV. I NON-CONF.	8- 5	109	0- 0	240	249	178	178	10	10	

TOTALS	RPI 1-25	RPI 26-50	W-L RECORDS	RPI 51-100	RPI 101-150	RPI 150+				
16- 15	0- 3	0- 3	OVERALL	0- 2	4- 2	12- 5				
7- 7	0- 1	0- 1	HOME	0- 2	2- 1	5- 2				
6- 5	0- 1	0- 2	AWAY	0- 0	2- 0	4- 2				
3- 3	0- 1	0- 0	NEUTRAL	0- 0	0- 1	3- 1				
8- 5	0- 0	0- 2	NON-CONFERENCE	0- 0	2- 1	6- 2				
5- 1	0- 0	0- 1	HOME	0- 0	1- 0	4- 0				
1- 2	0- 0	0- 1	AWAY	0- 0	1- 0	0- 1				
2- 2	0- 0	0- 0	NEUTRAL	0- 0	0- 1	2- 1				
8- 10	0- 3	0- 1	CONFERENCE	0- 2	2- 1	6- 3				
2- 6	0- 1	0- 0	HOME	0- 2	1- 1	1- 2				
5- 3	0- 1	0- 1	AWAY	0- 0	1- 0	4- 1				
1- 1	0- 1	0- 0	NEUTRAL	0- 0	0- 0	1- 0				

RPI 1-25				RPI 26-50				RPI 51-100				RPI 101+ Team's RPI: 143			
RPI	S	Opponent	Score	RPI	S	Opponent	Score	RPI	S	Opponent	Score	RPI	S	Opponent	Score
17	A	Middle Tenn.	58 68	30	A	Southern Miss.	70 72	59	H	UTEP	76 85	105	H	Tulane	81 79
17	H	Middle Tenn.	55 61	43	H	Vanderbilt	76 87	94	H	East Carolina	73 83	113	N	Fairfield	54 59
17	N	Middle Tenn.	59 69	44	A	Chattanooga	56 63					120	H	High Point	58 43
												124	A	Richmond	53 49
												127	H	Charlotte	60 64
												130	A	Old Dominion	80 64
												165	H	FIU	52 63
												172	H	Rice	51 61
												181	A	Memphis	72 73
												186	H	UTSA	79 56
												192	A	Fla. Atlantic	94 91
												205	A	Louisiana Tech	71 62
												208	A	Tulsa	76 65
												233	A	North Texas	58 66
												242	N	Sam Houston St.	70 59
												254	N	Western Ill.	65 71
												256	H	Arizona	63 53
												270	A	Marshall	63 57
												270	N	Marshall	79 63
												281	H	George Mason	67 64
												293	H	Samford	83 50
												298	N	Eastern Ill.	79 46
												306	H	Lipscomb	70 54
LAST 12 Division I GAMES:															
		17 N Middle Tenn.	59 69			105 H Tulane	81 79								
		270 N Marshall	79 63			205 A Louisiana Tech	71 62								
		127 H Charlotte	60 64			186 H UTSA	79 56								
		172 H Rice	51 61			94 H East Carolina	73 83								
		17 A Middle Tenn.	58 68			192 A Fla. Atlantic	94 91								
		30 A Southern Miss.	70 72			233 A North Texas	58 66								

Non-Div I Games:

UAB

■ Loss,
 ■ Non-Conf,
 ■ S Site,
 ■ H Home
 ■ A Away
 N Neutral

U

NI

NI

UNI

Page 155

Average RPI Win:	210	WON-LOST	WINNING	LAST 10	STRENGTH OF	OPP. STRENGTH	TEAM	ADJ.	CONF.	ADJ CONF.
Average RPI Loss:	141	RECORD	PCT. RANK	GAMES	SCHEDULE	OF SCHEDULE	RPI	RPI	RPI	RPI
DIV. I ONLY	17- 14	137	6- 4	182	147	145	145	13	13	
DIV. I NON-CONF.	7- 6	142	0- 0	173	167	140	140	12	12	
TOTALS	RPI 1-25	RPI 26-50	W-L RECORDS	RPI 51-100	RPI 101-150	RPI 150+				
17- 14	0- 2	1- 1	OVERALL	1- 2	2- 4	13- 5				
10- 3	0- 0	1- 0	HOME	1- 1	2- 0	6- 2				
4- 10	0- 2	0- 1	AWAY	0- 1	0- 3	4- 3				
3- 1	0- 0	0- 0	NEUTRAL	0- 0	0- 1	3- 0				
7- 6	0- 2	0- 0	NON-CONFERENCE	1- 2	0- 1	6- 1				
4- 1	0- 0	0- 0	HOME	1- 1	0- 0	3- 0				
1- 5	0- 2	0- 0	AWAY	0- 1	0- 1	1- 1				
2- 0	0- 0	0- 0	NEUTRAL	0- 0	0- 0	2- 0				
10- 8	0- 0	1- 1	CONFERENCE	0- 0	2- 3	7- 4				
6- 2	0- 0	1- 0	HOME	0- 0	2- 0	3- 2				
3- 5	0- 0	0- 1	AWAY	0- 0	0- 2	3- 2				
1- 1	0- 0	0- 0	NEUTRAL	0- 0	0- 1	1- 0				

RPI 1-25				RPI 26-50				RPI 51-100				RPI 101+ Team's RPI: 145			
RPI	S	Opponent	Score	RPI	S	Opponent	Score	RPI	S	Opponent	Score	RPI	S	Opponent	Score
6	A	South Carolina	54 81	45	A	James Madison	59 92	57	H	South Fla.	71 64	117	A	Drexel	55 68
20	A	Maryland	51 103	45	H	James Madison	85 78	87	A	Winthrop	49 67	117	H	Drexel	71 65
								94	H	East Carolina	55 64	118	A	Delaware	71 85
												118	H	Delaware	68 66
												118	N	Delaware	52 60
												124	A	Richmond	73 80
												158	A	USC Upstate	75 71
												179	A	Hofstra	62 59
												179	H	Hofstra	87 74
												200	A	Northeastern	90 74
												200	H	Northeastern	53 61
												221	A	Towson	63 75
												221	H	Towson	60 64
												221	N	Towson	70 64
												240	N	Coastal Caro.	80 62
												278	N	Howard	79 68
												281	H	George Mason	66 64
												284	A	William & Mary	76 81
												284	H	William & Mary	101 65
												288	A	UNC Wilmington	67 53
												288	H	UNC Wilmington	85 77
												315	H	South Carolina St.	70 56
												321	A	UNC Greensboro	56 64
												324	H	Kennesaw St.	87 66
LAST 12 Division I GAMES:															
		118	N	Delaware	52	60				179	H	Hofstra	87	74	
		221	N	Towson	70	64				118	A	Delaware	71	85	
		288	H	UNC Wilmington	85	77				200	H	Northeastern	53	61	
		221	A	Towson	63	75				117	H	Drexel	71	65	
		45	H	James Madison	85	78				284	A	William & Mary	76	81	
		288	A	UNC Wilmington	67	53				45	A	James Madison	59	92	

Non-Div I Games:

Col. of Charleston

■ Loss,
■ Non-Conf,
■ S Site,
■ H Home
■ A Away
N Neutral

Grand Canyon

Through Games Of March 16, 2014

Average RPI Win: 255	WON-LOST	WINNING	LAST 10	STRENGTH OF	OPP. STRENGTH	TEAM	ADJ.	CONF.	ADJ CONF.
Average RPI Loss: 160	RECORD	PCT. RANK	GAMES	SCHEDULE	OF SCHEDULE	RPI	RPI	RPI	RPI
DIV. I ONLY	18- 8	68	8- 2	323	288	146	146	29	29
DIV. I NON-CONF.	8- 2	53	0- 0	262	131	87	87	28	28
TOTALS	RPI 1-25	RPI 26-50	W-L RECORDS	RPI 51-100	RPI 101-150	RPI 150+			
18- 8	0- 0	0- 0	OVERALL	1- 4	1- 0	16- 4			
9- 1	0- 0	0- 0	HOME	0- 1	1- 0	8- 0			
6- 5	0- 0	0- 0	AWAY	0- 1	0- 0	6- 4			
3- 2	0- 0	0- 0	NEUTRAL	1- 2	0- 0	2- 0			
8- 2	0- 0	0- 0	NON-CONFERENCE	1- 2	1- 0	6- 0			
2- 0	0- 0	0- 0	HOME	0- 0	1- 0	1- 0			
3- 0	0- 0	0- 0	AWAY	0- 0	0- 0	3- 0			
3- 2	0- 0	0- 0	NEUTRAL	1- 2	0- 0	2- 0			
10- 6	0- 0	0- 0	CONFERENCE	0- 2	0- 0	10- 4			
7- 1	0- 0	0- 0	HOME	0- 1	0- 0	7- 0			
3- 5	0- 0	0- 0	AWAY	0- 1	0- 0	3- 4			
0- 0	0- 0	0- 0	NEUTRAL	0- 0	0- 0	0- 0			

RPI 1-25			RPI 26-50			RPI 51-100				RPI 101+		Team's RPI: 146
RPI	S	Opponent	Score	RPI	S	Opponent	Score	RPI	S	Opponent	Score	
								87	A	Idaho	54	58
								87	H	Idaho	54	68
								92	N	UCLA	60	62
								94	N	East Carolina	86	76
								95	N	Mississippi St.	62	71
								</				

Non-Div I Games: Western N.M. 79 52 Western St. 92 35 Abilene Christian 70 57

Grand Canyon

Loss, Non-Conf, S Site, H Home A Away N Neutral

RPI	S	Opponent	Score
317	A	UC Santa Barbara	64 46
317	H	UC Santa Barbara	78 54

Cal St. Northridge

C
a
l
S
t
.
N
o
r
t
h
r
i
d
g
e

C
a
l
S
t
.
N
o
r
t
h
r
i
d
g
e

Average RPI Win:	271	WON-LOST	WINNING	LAST 10	STRENGTH OF	OPP. STRENGTH	TEAM	ADJ.	CONF.	ADJ CONF.
Average RPI Loss:	125	RECORD	PCT. RANK	GAMES	SCHEDULE	OF SCHEDULE	RPI	RPI	RPI	RPI
DIV. I ONLY	17- 14	137	6- 4	190	261	148	148	23	23	
DIV. I NON-CONF.	5- 7	199	0- 0	156	211	173	173	24	24	
TOTALS	RPI 1-25	RPI 26-50	W-L RECORDS	RPI 51-100	RPI 101-150	RPI 150+				
17- 14	0- 2	0- 0	OVERALL	0- 5	0- 3	17- 4				
8- 2	0- 0	0- 0	HOME	0- 2	0- 0	8- 0				
6- 9	0- 2	0- 0	AWAY	0- 2	0- 1	6- 4				
3- 3	0- 0	0- 0	NEUTRAL	0- 1	0- 2	3- 0				
5- 7	0- 2	0- 0	NON-CONFERENCE	0- 1	0- 3	5- 1				
2- 0	0- 0	0- 0	HOME	0- 0	0- 0	2- 0				
2- 5	0- 2	0- 0	AWAY	0- 1	0- 1	2- 1				
1- 2	0- 0	0- 0	NEUTRAL	0- 0	0- 2	1- 0				
12- 7	0- 0	0- 0	CONFERENCE	0- 4	0- 0	12- 3				
6- 2	0- 0	0- 0	HOME	0- 2	0- 0	6- 0				
4- 4	0- 0	0- 0	AWAY	0- 1	0- 0	4- 3				
2- 1	0- 0	0- 0	NEUTRAL	0- 1	0- 0	2- 0				

RPI 1-25				RPI 26-50				RPI 51-100				RPI 101+ Team's RPI: 148			
RPI	S	Opponent	Score	RPI	S	Opponent	Score	RPI	S	Opponent	Score	RPI	S	Opponent	Score
6	A	South Carolina	40 82					65	H	Hampton	46 70	131	N	Liberty	79 89
7	A	Baylor	31 99					65	N	Hampton	49 65	138	A	Seton Hall	42 51
								85	A	N.C. A&T	61 73	141	N	Northwestern St.	56 77
								85	H	N.C. A&T	61 75	155	A	Coppin St.	53 68
								95	A	Mississippi St.	63 81	186	N	UTSA	51 50
												187	A	Florida A&M	72 78
												187	H	Florida A&M	80 68
												187	N	Florida A&M	84 75
												239	A	Bethune-Cookman	71 64
												239	H	Bethune-Cookman	58 54
												250	H	Troy	93 84
												253	A	N.C. Central	74 50
												253	H	N.C. Central	60 53
												278	A	Howard	65 49
												280	A	Alabama St.	52 57
												297	H	Norfolk St.	79 47
												314	N	Morgan St.	82 71
												315	A	South Carolina St.	62 66
												315	H	South Carolina St.	60 51
												319	H	UMES	63 46
												322	A	Delaware St.	77 71
												323	A	Charleston So.	72 63
												323	H	Charleston So.	75 47
												327	A	Longwood	79 55
LAST 12 Division I GAMES:															
				65	N	Hampton	49 65	315	A	South Carolina St.	62 66				
				187	N	Florida A&M	84 75	253	H	N.C. Central	60 53				
				314	N	Morgan St.	82 71	85	H	N.C. A&T	61 75				
				315	H	South Carolina St.	60 51	322	A	Delaware St.	77 71				
				253	A	N.C. Central	74 50	187	A	Florida A&M	72 78				
				85	A	N.C. A&T	61 73	239	A	Bethune-Cookman	71 64				

Non-Div I Games: Trinity Baptist 106 33 Columbia (SC) 88 41

Savannah St.

Loss, Non-Conf, S Site, H Home A Away N Neutral

Average RPI Win:	171	WON-LOST	WINNING	LAST 10	STRENGTH OF	OPP. STRENGTH	TEAM	ADJ.	CONF.	ADJ CONF.
Average RPI Loss:	68	RECORD	PCT. RANK	GAMES	SCHEDULE	OF SCHEDULE	RPI	RPI	RPI	RPI
DIV. I ONLY	11- 20	258	1- 9	43	53	149	149	2	2	
DIV. I NON-CONF.	8- 6	125	0- 0	97	143	127	127	2	2	
TOTALS	RPI 1-25	RPI 26-50	W-L RECORDS	RPI 51-100	RPI 101-150	RPI 150+				
11- 20	0- 6	0- 5	OVERALL	2- 3	4- 3	5- 3				
6- 9	0- 2	0- 4	HOME	1- 0	3- 1	2- 2				
4- 8	0- 3	0- 1	AWAY	1- 2	1- 1	2- 1				
1- 3	0- 1	0- 0	NEUTRAL	0- 1	0- 1	1- 0				
8- 6	0- 1	0- 1	NON-CONFERENCE	1- 2	3- 0	4- 2				
4- 3	0- 0	0- 1	HOME	1- 0	2- 0	1- 2				
3- 1	0- 0	0- 0	AWAY	0- 1	1- 0	2- 0				
1- 2	0- 1	0- 0	NEUTRAL	0- 1	0- 0	1- 0				
3- 14	0- 5	0- 4	CONFERENCE	1- 1	1- 3	1- 1				
2- 6	0- 2	0- 3	HOME	0- 0	1- 1	1- 0				
1- 7	0- 3	0- 1	AWAY	1- 1	0- 1	0- 1				
0- 1	0- 0	0- 0	NEUTRAL	0- 0	0- 1	0- 0				

RPI S	Opponent	Score	RPI S	Opponent	Score	RPI S	Opponent	Score	RPI S	Opponent	Score	Team's RPI: 149
1	H Notre Dame	66 109	26	A Syracuse	36 67	79	H Duquesne	67 57	115	H Wake Forest	70 74	
4	A Duke	67 111	26	H Syracuse	47 58	81	A Virginia	79 75	115	N Wake Forest	58 72	
18	H North Carolina St.	68 79	36	H Georgia Tech	66 77	89	N Washington	69 76	116	A Virginia Tech	62 69	
20	A Maryland	46 94	39	H Florida St.	69 78	93	A Michigan	75 83	129	H Boston College	67 65	
21	A North Carolina	50 86	45	H James Madison	61 71	96	A Miami (FL)	54 67	130	H Old Dominion	63 49	
25	N DePaul	63 77							132	A Ball St.	63 58	
									137	H Bucknell	66 51	
									152	H Lafayette	45 48	
									154	H Buffalo	62 66	
									164	A Clemson	67 77	
									164	H Clemson	56 43	
									168	H Mt. St. Mary's	78 43	
									277	A Wagner	69 55	
									279	N La.-Monroe	76 61	
									303	A Loyola Maryland	60 54	
LAST 12 Division I GAMES:												
115	N Wake Forest	58 72	21	A North Carolina	50 86							
96	A Miami (FL)	54 67	115	H Wake Forest	70 74							
18	H North Carolina St.	68 79	20	A Maryland	46 94							
26	A Syracuse	36 67	36	H Georgia Tech	66 77							
116	A Virginia Tech	62 69	129	H Boston College	67 65							
164	H Clemson	56 43	4	A Duke	67 111							

Non-Div I Games:

Pittsburgh

■ Loss,
 ■ Non-Conf, S Site,
 ■ Home
 ■ Away
 N Neutral

Average RPI Win:	195	WON-LOST	WINNING	LAST 10	STRENGTH OF	OPP. STRENGTH	TEAM	ADJ.	CONF.	ADJ CONF.
Average RPI Loss:	53	RECORD	PCT. RANK	GAMES	SCHEDULE	OF SCHEDULE	RPI	RPI	RPI	RPI
DIV. I ONLY	11- 19	250	2- 8	41	55	150	150	4	4	
DIV. I NON-CONF.	6- 5	136	0- 0	88	209	143	143	5	5	
TOTALS	RPI 1-25	RPI 26-50	W-L RECORDS	RPI 51-100	RPI 101-150	RPI 150+				
11- 19	0- 7	1- 3	OVERALL	2- 7	2- 2	6- 0				
7- 7	0- 3	1- 1	HOME	1- 2	1- 1	4- 0				
2- 9	0- 3	0- 2	AWAY	0- 4	1- 0	1- 0				
2- 3	0- 1	0- 0	NEUTRAL	1- 1	0- 1	1- 0				
6- 5	0- 1	0- 0	NON-CONFERENCE	1- 4	1- 0	4- 0				
4- 1	0- 0	0- 0	HOME	0- 1	1- 0	3- 0				
0- 2	0- 0	0- 0	AWAY	0- 2	0- 0	0- 0				
2- 2	0- 1	0- 0	NEUTRAL	1- 1	0- 0	1- 0				
5- 14	0- 6	1- 3	CONFERENCE	1- 3	1- 2	2- 0				
3- 6	0- 3	1- 1	HOME	1- 1	0- 1	1- 0				
2- 7	0- 3	0- 2	AWAY	0- 2	1- 0	1- 0				
0- 1	0- 0	0- 0	NEUTRAL	0- 0	0- 1	0- 0				

RPI S	Opponent	Score	RPI S	Opponent	Score	RPI S	Opponent	Score	RPI S	Opponent	Score	Team's RPI: 150
7	A Baylor	48 71	29	A Oklahoma St.	62 67	59	A UTEP	39 84	127	H Charlotte	73 65	
7	H Baylor	63 92	29	H Oklahoma St.	51 58	61	A Oklahoma	50 61	128	A Kansas	76 68	
12	A West Virginia	44 84	42	A Iowa St.	65 84	61	H Oklahoma	86 78	128	H Kansas	64 71	
12	H West Virginia	40 61	42	H Iowa St.	80 74	65	A Hampton	75 86	128	N Kansas	84 87	
18	N North Carolina St.	60 77				81	N Virginia	49 46	257	A Texas Tech	72 65	
24	A Texas	53 67				83	H Wichita St.	46 69	257	H Texas Tech	60 54	
24	H Texas	63 69				90	A TCU	44 64	264	H Tennessee St.	85 53	
						90	H TCU	46 51	304	N UC Riverside	74 42	
						99	N SMU	57 68	309	H Grambling	83 50	
									317	H UC Santa Barbara	73 64	
LAST 12 Division I GAMES:												
128	N Kansas	84 87	257	H Texas Tech	60 54							
90	H TCU	46 51	24	H Texas	63 69							
29	A Oklahoma St.	62 67	12	A West Virginia	44 84							
128	A Kansas	76 68	42	A Iowa St.	65 84							
12	H West Virginia	40 61	61	H Oklahoma	86 78							
90	A TCU	44 64	128	H Kansas	64 71							

Non-Div I Games:

Kansas St.

■ Loss,
■ Non-Conf,
■ S Site,
■ H Home
■ A Away
N Neutral

Average RPI Win:	192	WON-LOST	WINNING	LAST 10	STRENGTH OF	OPP. STRENGTH	TEAM	ADJ.	CONF.	ADJ CONF.
Average RPI Loss:	134	RECORD	PCT. RANK	GAMES	SCHEDULE	OF SCHEDULE	RPI	RPI	RPI	RPI
DIV. I ONLY	15- 14	157	6- 4	121	154	151	151	14	14	
DIV. I NON-CONF.	3- 5	225	0- 0	26	64	159	159	17	17	
TOTALS	RPI 1-25	RPI 26-50	W-L RECORDS	RPI 51-100	RPI 101-150	RPI 150+				
15- 14	0- 1	0- 1	OVERALL	2- 4	4- 3	9- 5				
11- 3	0- 0	0- 0	HOME	2- 2	3- 0	6- 1				
4- 8	0- 1	0- 0	AWAY	0- 2	1- 2	3- 3				
0- 3	0- 0	0- 1	NEUTRAL	0- 0	0- 1	0- 1				
3- 5	0- 1	0- 1	NON-CONFERENCE	1- 1	1- 2	1- 0				
3- 1	0- 0	0- 0	HOME	1- 1	1- 0	1- 0				
0- 2	0- 1	0- 0	AWAY	0- 0	0- 1	0- 0				
0- 2	0- 0	0- 1	NEUTRAL	0- 0	0- 1	0- 0				
12- 9	0- 0	0- 0	CONFERENCE	1- 3	3- 1	8- 5				
8- 2	0- 0	0- 0	HOME	1- 1	2- 0	5- 1				
4- 6	0- 0	0- 0	AWAY	0- 2	1- 1	3- 3				
0- 1	0- 0	0- 0	NEUTRAL	0- 0	0- 0	0- 1				

RPI 1-25				RPI 26-50				RPI 51-100				RPI 101+				Team's RPI: 151	
RPI	S	Opponent	Score	RPI	S	Opponent	Score	RPI	S	Opponent	Score	RPI	S	Opponent	Score		
11	A	Gonzaga	58 78	42	N	Iowa St.	60 88	80	A	North Dakota	60 82	101	A	Montana	64 81		
								80	H	North Dakota	57 61	101	H	Montana	71 61		
								87	H	Idaho	85 84	112	N	Butler	51 74		
								98	A	Southern Utah	61 62	133	A	Sacramento St.	79 73		
								98	H	Southern Utah	59 54	133	H	Sacramento St.	78 65		
								99	H	SMU	70 75	142	A	Portland	65 68		
												147	H	Cal St. Northridge	73 53		
												176	A	Idaho St.	62 86		
												176	H	Idaho St.	67 55		
												176	N	Idaho St.	65 70		
												190	H	Boise St.	81 66		
												194	A	Montana St.	74 78		
												194	H	Montana St.	81 66		
												220	A	Northern Colo.	52 51		
												220	H	Northern Colo.	67 61		
												272	A	Portland St.	61 60		
												272	H	Portland St.	74 86		
												289	A	Northern Ariz.	78 86		
												289	H	Northern Ariz.	92 68		
												310	A	Weber St.	68 60		
												310	H	Weber St.	78 67		
LAST 12 Division I GAMES:																	
				176	N	Idaho St.	65 70					98	H	Southern Utah	59 54		
				310	A	Weber St.	68 60					289	A	Northern Ariz.	78 86		
				176	A	Idaho St.	62 86					133	A	Sacramento St.	79 73		
				80	H	North Dakota	57 61					101	H	Montana	71 61		
				220	H	Northern Colo.	67 61					194	H	Montana St.	81 66		
				272	A	Portland St.	61 60					220	A	Northern Colo.	52 51		

Non-Div I Games: Northwest (WA) 90 48

Eastern Wash.

■ Loss,
 ■ Non-Conf,
 ■ S Site,
 ■ Home
 ■ A Away
 N Neutral

Lafayette

Through Games Of March 16, 2014

Average RPI Win:	228	WON-LOST	WINNING	LAST 10	STRENGTH OF	OPP. STRENGTH	TEAM	ADJ.	CONF.	ADJ CONF.
Average RPI Loss:	104	RECORD	PCT. RANK	GAMES	SCHEDULE	OF SCHEDULE	RPI	RPI	RPI	RPI
DIV. I ONLY	14- 16	185	4- 6	133	134	152	152	11	11	
DIV. I NON-CONF.	6- 5	136	0- 0	205	213	129	129	11	11	
TOTALS	RPI 1-25	RPI 26-50	W-L RECORDS	RPI 51-100	RPI 101-150	RPI 150+				
14- 16	0- 0	0- 2	OVERALL	1- 6	2- 5	11- 3				
6- 6	0- 0	0- 0	HOME	0- 3	1- 2	5- 1				
8- 10	0- 0	0- 2	AWAY	1- 3	1- 3	6- 2				
0- 0	0- 0	0- 0	NEUTRAL	0- 0	0- 0	0- 0				
6- 5	0- 0	0- 2	NON-CONFERENCE	0- 0	1- 2	5- 1				
2- 1	0- 0	0- 0	HOME	0- 0	0- 1	2- 0				
4- 4	0- 0	0- 2	AWAY	0- 0	1- 1	3- 1				
0- 0	0- 0	0- 0	NEUTRAL	0- 0	0- 0	0- 0				
8- 11	0- 0	0- 0	CONFERENCE	1- 6	1- 3	6- 2				
4- 5	0- 0	0- 0	HOME	0- 3	1- 1	3- 1				
4- 6	0- 0	0- 0	AWAY	1- 3	0- 2	3- 1				
0- 0	0- 0	0- 0	NEUTRAL	0- 0	0- 0	0- 0				

RPI 1-25				RPI 26-50				RPI 51-100				RPI 101+				Team's RPI: 152
RPI	S	Opponent	Score	RPI	S	Opponent	Score	RPI	S	Opponent	Score	RPI	S	Opponent	Score	
				27	A	California	60 77	58	A	Army	49 66	108	A	Northwestern	64 66	
				50	A	Villanova	33 60	58	H	Army	53 64	111	A	Holy Cross	68 75	
								64	A	Navy	70 69	111	H	Holy Cross	76 90	
								64	H	Navy	53 67	135	H	Stony Brook	61 71	
								71	A	American	49 51	137	A	Bucknell	72 75	
								71	A	American	61 72	137	H	Bucknell	87 64	
								71	H	American	57 72	149	A	Pittsburgh	48 45	
												163	A	St. Francis Brooklyn	52 74	
												204	A	Boston U.	68 63	
												204	H	Boston U.	59 61	
												213	A	Colgate	90 75	
												213	H	Colgate	81 70	
												219	H	Rider	67 62	
												230	A	Lehigh	59 73	
												230	H	Lehigh	73 51	
												255	A	Loyola Chicago	66 55	
												267	A	Brown	70 69	
												303	A	Loyola Maryland	58 45	
												303	H	Loyola Maryland	65 53	
												305	H	Columbia	95 83	
												330	A	NJIT	61 45	
LAST 12 Division I GAMES:																
				71	A	American	49 51	303	A	Loyola Maryland	58 45					
				58	H	Army	53 64	204	H	Boston U.	59 61					
				213	H	Colgate	81 70	137	H	Bucknell	87 64					
				230	A	Lehigh	59 73	64	A	Navy	70 69					
				111	H	Holy Cross	76 90	213	A	Colgate	90 75					
				71	A	American	61 72	230	H	Lehigh	73 51					

Non-Div I Games:

Lafayette

■ Loss,
 ■ Non-Conf,
 ■ S Site,
 ■ H Home
 ■ A Away
 N Neutral

Average RPI Win: 221	WON-LOST	WINNING	LAST 10	STRENGTH OF	OPP. STRENGTH	TEAM	ADJ.	CONF.	ADJ CONF.
Average RPI Loss: 164	RECORD	PCT. RANK	GAMES	SCHEDULE	OF SCHEDULE	RPI	RPI	RPI	RPI
DIV. I ONLY	17- 12	113	7- 3	225	216	153	153	20	20
DIV. I NON-CONF.	4- 7	229	0- 0	176	171	220	220	20	20
TOTALS	RPI 1-25	RPI 26-50	W-L RECORDS	RPI 51-100	RPI 101-150	RPI 150+			
17- 12	0- 0	0- 0	OVERALL	2- 3	1- 4	14- 5			
10- 4	0- 0	0- 0	HOME	1- 1	1- 2	8- 1			
6- 8	0- 0	0- 0	AWAY	0- 2	0- 2	6- 4			
1- 0	0- 0	0- 0	NEUTRAL	1- 0	0- 0	0- 0			
4- 7	0- 0	0- 0	NON-CONFERENCE	1- 0	1- 4	2- 3			
2- 3	0- 0	0- 0	HOME	0- 0	1- 2	1- 1			
1- 4	0- 0	0- 0	AWAY	0- 0	0- 2	1- 2			
1- 0	0- 0	0- 0	NEUTRAL	1- 0	0- 0	0- 0			
13- 5	0- 0	0- 0	CONFERENCE	1- 3	0- 0	12- 2			
8- 1	0- 0	0- 0	HOME	1- 1	0- 0	7- 0			
5- 4	0- 0	0- 0	AWAY	0- 2	0- 0	5- 2			
0- 0	0- 0	0- 0	NEUTRAL	0- 0	0- 0	0- 0			

RPI S	Opponent	Score	RPI S	Opponent	Score	RPI S	Opponent	Score	RPI S	Opponent	Score	Team's RPI: 153
						54	A FGCU	53 67	107	H Western Ky.	64 74	
						54	H FGCU	63 43	112	A Butler	47 53	
						60	A Stetson	57 74	126	A IUPUI	63 86	
						60	H Stetson	66 90	132	H Ball St.	63 67	
						75	N UT Martin	70 61	134	H Cincinnati	77 61	
									158	A USC Upstate	76 60	
									158	H USC Upstate	71 58	
									174	A Robert Morris	71 62	
									188	A Mercer	72 64	
									188	H Mercer	72 61	
									211	A Youngstown St.	53 67	
									216	H Illinois St.	61 48	
									222	A Jacksonville	56 67	
									222	H Jacksonville	69 61	
									269	H Miami (OH)	66 76	
									287	A East Tenn. St.	73 63	
									287	H East Tenn. St.	58 50	
									288	A UNC Wilmington	62 65	
									306	A Lipscomb	61 57	
									306	H Lipscomb	72 65	
									324	A Kennesaw St.	39 53	
									324	H Kennesaw St.	79 51	
									339	A North Florida	57 51	
									339	H North Florida	78 65	
LAST 12 Division I GAMES:												
			287	H East Tenn. St.	58 50		339	H North Florida	78 65			
			158	H USC Upstate	71 58		324	A Kennesaw St.	39 53			
			54	A FGCU	53 67		188	A Mercer	72 64			
			60	A Stetson	57 74		54	H FGCU	63 43			
			306	A Lipscomb	61 57		60	H Stetson	66 90			
			222	H Jacksonville	69 61		306	H Lipscomb	72 65			

Non-Div I Games:

Northern Ky.

■ Loss,
 ■ Non-Conf,
 ■ S Site,
 ■ Home
 ■ A Away
 N Neutral

RPI 1-25				RPI 26-50				RPI 51-100				RPI 101+				Team's RPI: 154	
RPI	S	Opponent	Score	RPI	S	Opponent	Score	RPI	S	Opponent	Score	RPI	S	Opponent	Score		
				32	A	Bowling Green	50 62	62	A	St. Bonaventure	71 76	132	A	Ball St.	73 69		
				32	H	Bowling Green	63 73	76	A	Akron	92 101	132	N	Ball St.	60 74		
				40	A	Central Mich.	63 74	76	H	Akron	71 79	149	A	Pittsburgh	66 62		
				40	H	Central Mich.	68 82	79	A	Duquesne	55 78	189	H	Saint Francis (PA)	87 77		
												198	H	Toledo	51 46		
												199	H	Eastern Mich.	84 83		
												211	A	Youngstown St.	72 65		
												214	H	Cornell	72 79		
												225	H	Canisius	68 59		
												226	A	Northern Ill.	63 52		
												226	H	Northern Ill.	66 57		
												241	A	Ohio	71 83		
												241	H	Ohio	55 43		
												244	A	Western Mich.	72 82		
												262	A	Niagara	78 70		
												269	A	Miami (OH)	74 61		
												269	H	Miami (OH)	58 56		
												291	A	Siena	60 64		
												300	A	Kent St.	61 53		
												300	H	Kent St.	64 51		
												328	A	Binghamton	65 47		
LAST 12 Division I GAMES:																	
				132	N	Ball St.	60 74	300	A	Kent St.	61 53						
				300	H	Kent St.	64 51	226	H	Northern Ill.	66 57						
				76	H	Akron	71 79	40	A	Central Mich.	63 74						
				269	A	Miami (OH)	74 61	241	H	Ohio	55 43						
				241	A	Ohio	71 83	76	A	Akron	92 101						
				32	H	Bowling Green	63 73	269	H	Miami (OH)	58 56						

Non-Div I Games: Roberts Wesleyan 93 58

Average RPI Win:	268	WON-LOST	WINNING	LAST 10	STRENGTH OF	OPP. STRENGTH	TEAM	ADJ.	CONF.	ADJ CONF.
Average RPI Loss:	106	RECORD	PCT. RANK	GAMES	SCHEDULE	OF SCHEDULE	RPI	RPI	RPI	RPI
DIV. I ONLY	15- 14	157	7- 3	158	217	155	155	23	23	
DIV. I NON-CONF.	1- 9	326	0- 0	72	15	269	269	24	24	
TOTALS	RPI 1-25	RPI 26-50	W-L RECORDS	RPI 51-100	RPI 101-150	RPI 150+				
15- 14	0- 2	0- 1	OVERALL	2- 7	1- 0	12- 4				
8- 3	0- 0	0- 0	HOME	0- 2	1- 0	7- 1				
5- 9	0- 2	0- 1	AWAY	1- 3	0- 0	4- 3				
2- 2	0- 0	0- 0	NEUTRAL	1- 2	0- 0	1- 0				
1- 9	0- 2	0- 1	NON-CONFERENCE	0- 4	0- 0	1- 2				
1- 2	0- 0	0- 0	HOME	0- 1	0- 0	1- 1				
0- 6	0- 2	0- 1	AWAY	0- 2	0- 0	0- 1				
0- 1	0- 0	0- 0	NEUTRAL	0- 1	0- 0	0- 0				
14- 5	0- 0	0- 0	CONFERENCE	2- 3	1- 0	11- 2				
7- 1	0- 0	0- 0	HOME	0- 1	1- 0	6- 0				
5- 3	0- 0	0- 0	AWAY	1- 1	0- 0	4- 2				
2- 1	0- 0	0- 0	NEUTRAL	1- 1	0- 0	1- 0				

RPI 1-25				RPI 26-50				RPI 51-100				RPI 101+ Team's RPI: 155			
RPI	S	Opponent	Score	RPI	S	Opponent	Score	RPI	S	Opponent	Score	RPI	S	Opponent	Score
12	A	West Virginia	56 88	36	A	Georgia Tech	57 79	65	A	Hampton	52 80	148	H	Savannah St.	68 53
21	A	North Carolina	51 91					65	H	Hampton	75 83	174	A	Robert Morris	60 85
								65	N	Hampton	47 50	187	A	Florida A&M	80 83
								71	H	American	42 64	221	H	Towson	59 66
								77	N	Alabama	60 82	253	A	N.C. Central	67 58
								81	A	Virginia	45 70	278	H	Howard	82 70
								85	A	N.C. A&T	59 50	297	A	Norfolk St.	71 52
								85	N	N.C. A&T	57 55	297	H	Norfolk St.	63 51
								96	A	Miami (FL)	58 63	314	A	Morgan St.	61 66
												314	H	Morgan St.	76 60
												315	H	South Carolina St.	62 49
												319	A	UMES	80 64
												319	H	UMES	80 48
												319	N	UMES	82 60
												322	A	Delaware St.	80 75
												322	H	Delaware St.	81 54
												341	H	UMBC	78 62
LAST 12 Division I GAMES:															
				65	N	Hampton	47 50	314	A	Morgan St.	61 66				
				85	N	N.C. A&T	57 55	187	A	Florida A&M	80 83				
				319	N	UMES	82 60	314	H	Morgan St.	76 60				
				278	H	Howard	82 70	319	A	UMES	80 64				
				319	H	UMES	80 48	322	H	Delaware St.	81 54				
				297	H	Norfolk St.	63 51	65	H	Hampton	75 83				

Non-Div I Games: Cheyney 75 43 Virginia Union 71 69

Coppin St.

■ Loss,
 ■ Non-Conf,
 ■ S Site,
 ■ Home
 ■ A Away
 N Neutral

Average RPI Win: 245	WON-LOST	WINNING	LAST 10	STRENGTH OF	OPP. STRENGTH	TEAM	ADJ.	CONF.	ADJ CONF.
Average RPI Loss: 172	RECORD	PCT. RANK	GAMES	SCHEDULE	OF SCHEDULE	RPI	RPI	RPI	RPI
DIV. I ONLY	16- 12	120	6- 3	248	283	156	156	26	26
DIV. I NON-CONF.	4- 5	188	0- 0	110	210	124	124	25	25
TOTALS	RPI 1-25	RPI 26-50	W-L RECORDS	RPI 51-100	RPI 101-150	RPI 150+			
16- 12	0- 0	0- 3	OVERALL	0- 1	2- 0	14- 8			
9- 2	0- 0	0- 1	HOME	0- 0	0- 0	9- 1			
7- 9	0- 0	0- 2	AWAY	0- 1	2- 0	5- 6			
0- 1	0- 0	0- 0	NEUTRAL	0- 0	0- 0	0- 1			
4- 5	0- 0	0- 1	NON-CONFERENCE	0- 1	2- 0	2- 3			
1- 1	0- 0	0- 0	HOME	0- 0	0- 0	1- 1			
3- 4	0- 0	0- 1	AWAY	0- 1	2- 0	1- 2			
0- 0	0- 0	0- 0	NEUTRAL	0- 0	0- 0	0- 0			
12- 7	0- 0	0- 2	CONFERENCE	0- 0	0- 0	12- 5			
8- 1	0- 0	0- 1	HOME	0- 0	0- 0	8- 0			
4- 5	0- 0	0- 1	AWAY	0- 0	0- 0	4- 4			
0- 1	0- 0	0- 0	NEUTRAL	0- 0	0- 0	0- 1			

RPI 1-25			RPI 26-50			RPI 51-100			RPI 101+			Team's RPI: 156			
RPI	S	Opponent	Score	RPI	S	Opponent	Score	RPI	S	Opponent	Score	RPI	S	Opponent	Score
				44	A	Chattanooga	44 62	74	A	Arkansas	45 74	120	A	High Point	76 67
				44	H	Chattanooga	54 71					127	A	Charlotte	76 75
				47	A	Georgia	48 72					158	H	USC Upstate	55 65
												166	A	Davidson	66 73
												166	H	Davidson	69 62
												184	A	Elon	71 66
												184	H	Elon	66 65
												188	A	Mercer	67 71
												202	H	Yale	66 61
												235	A	Appalachian St.	70 75
												235	H	Appalachian St.	73 54
												240	A	Coastal Caro.	79 72
												258	A	Western Caro.	54 65
												258	H	Western Caro.	76 69
												258 N	Western Caro.	70 75	
												293	A	Samford	58 59
												293	H	Samford	51 45
												294	A	Ga. Southern	67 62
												294	H	Ga. Southern	78 68
												299	A	UNC Asheville	65 68
												321	A	UNC Greensboro	77 64
												321	H	UNC Greensboro	73 64
												340	A	Wofford	80 72
												340	H	Wofford	82 58
LAST 12 Division I GAMES:															
				258 N	Western Caro.	70 75		44	H	Chattanooga	54 71				
				294	H	Ga. Southern	78 68		340	A	Wofford	80 72			
				166	H	Davidson	69 62		235	A	Appalachian St.	70 75			
				184	A	Elon	71 66		258	A	Western Caro.	54 65			
				321	A	UNC Greensboro	77 64		321	H	UNC Greensboro	73 64			
				293	H	Samford	51 45		184	H	Elon	66 65			

Non-Div I Games: Brevard 79 31 Anderson (SC) 78 67

Furman

Loss, Non-Conf, S Site, H Home A Away N Neutral

Average RPI Win:	211	WON-LOST	WINNING	LAST 10	STRENGTH OF	OPP. STRENGTH	TEAM	ADJ.	CONF.	ADJ CONF.
Average RPI Loss:	56	RECORD	PCT. RANK	GAMES	SCHEDULE	OF SCHEDULE	RPI	RPI	RPI	RPI
DIV. I ONLY	12- 20	247	2- 8	46	52	157	157	1	1	
DIV. I NON-CONF.	9- 5	92	0- 0	212	191	151	151	1	1	
TOTALS	RPI 1-25	RPI 26-50	W-L RECORDS	RPI 51-100	RPI 101-150	RPI 150+				
12- 20	0- 8	0- 2	OVERALL	3- 6	1- 3	8- 1				
9- 7	0- 3	0- 1	HOME	2- 1	0- 1	7- 1				
2- 10	0- 4	0- 1	AWAY	0- 3	1- 2	1- 0				
1- 3	0- 1	0- 0	NEUTRAL	1- 2	0- 0	0- 0				
9- 5	0- 2	0- 0	NON-CONFERENCE	0- 1	1- 1	8- 1				
7- 1	0- 0	0- 0	HOME	0- 0	0- 0	7- 1				
2- 2	0- 1	0- 0	AWAY	0- 0	1- 1	1- 0				
0- 2	0- 1	0- 0	NEUTRAL	0- 1	0- 0	0- 0				
3- 15	0- 6	0- 2	CONFERENCE	3- 5	0- 2	0- 0				
2- 6	0- 3	0- 1	HOME	2- 1	0- 1	0- 0				
0- 8	0- 3	0- 1	AWAY	0- 3	0- 1	0- 0				
1- 1	0- 0	0- 0	NEUTRAL	1- 1	0- 0	0- 0				

RPI	S	Opponent	Score	RPI	S	Opponent	Score	RPI	S	Opponent	Score	RPI	S	Opponent	Score	Team's RPI: 157
5	A	Tennessee	70 94	43	H	Vanderbilt	74 80	56	N	Washington St.	65 79	104	A	Missouri	72 75	
5	H	Tennessee	65 77	47	A	Georgia	63 84	63	H	Florida	60 81	104	H	Missouri	76 85	
6	A	South Carolina	70 99					67	H	Auburn	73 71	105	A	Tulane	89 66	
7	A	Baylor	80 87					67	N	Auburn	54 70	109	A	Hawaii	63 79	
10	A	Kentucky	78 108					74	A	Arkansas	65 68	205	H	Louisiana Tech	79 68	
12	N	West Virginia	56 86					74	N	Arkansas	63 62	215	H	Central Ark.	63 66	
14	H	Texas A&M	61 73					77	A	Alabama	79 93	263	H	Austin Peay	99 69	
15	H	LSU	56 66					95	A	Mississippi St.	70 72	264	H	Tennessee St.	77 61	
								95	H	Mississippi St.	87 85	274	H	Southeastern La.	96 69	
												279	H	La.-Monroe	78 72	
												286	H	Jacksonville St.	83 62	
												302	H	Mississippi Val.	72 60	
												316	A	South Ala.	72 56	
LAST 12 Division I GAMES:																
		67	N	Auburn	54	70		10	A	Kentucky	78	108				
		74	N	Arkansas	63	62		47	A	Georgia	63	84				
		67	H	Auburn	73	71		5	H	Tennessee	65	77				
		104	A	Missouri	72	75		63	H	Florida	60	81				
		95	A	Mississippi St.	70	72		6	A	South Carolina	70	99				
		14	H	Texas A&M	61	73		15	H	LSU	56	66				

Non-Div I Games:

Ole Miss

■ Loss,
■ Non-Conf, S Site,
■ Home
■ Away
N Neutral

USC Upstate

Through Games Of March 16, 2014

Average RPI Win:	283	WON-LOST	WINNING	LAST 10	STRENGTH OF	OPP. STRENGTH	TEAM	ADJ.	CONF.	ADJ CONF.
Average RPI Loss:	95	RECORD	PCT. RANK	GAMES	SCHEDULE	OF SCHEDULE	RPI	RPI	RPI	RPI
DIV. I ONLY	16- 14	148	6- 4	198	215	158	158	20	20	
DIV. I NON-CONF.	4- 6	211	0- 0	132	140	145	145	20	20	
TOTALS	RPI 1-25	RPI 26-50	W-L RECORDS	RPI 51-100	RPI 101-150	RPI 150+				
16- 14	0- 1	0- 0	OVERALL	0- 7	0- 3	16- 3				
8- 4	0- 0	0- 0	HOME	0- 2	0- 1	8- 1				
8- 9	0- 1	0- 0	AWAY	0- 4	0- 2	8- 2				
0- 1	0- 0	0- 0	NEUTRAL	0- 1	0- 0	0- 0				
4- 6	0- 1	0- 0	NON-CONFERENCE	0- 2	0- 3	4- 0				
1- 1	0- 0	0- 0	HOME	0- 0	0- 1	1- 0				
3- 5	0- 1	0- 0	AWAY	0- 2	0- 2	3- 0				
0- 0	0- 0	0- 0	NEUTRAL	0- 0	0- 0	0- 0				
12- 8	0- 0	0- 0	CONFERENCE	0- 5	0- 0	12- 3				
7- 3	0- 0	0- 0	HOME	0- 2	0- 0	7- 1				
5- 4	0- 0	0- 0	AWAY	0- 2	0- 0	5- 2				
0- 1	0- 0	0- 0	NEUTRAL	0- 1	0- 0	0- 0				

RPI 1-25				RPI 26-50				RPI 51-100				RPI 101+ Team's RPI: 158			
RPI	S	Opponent	Score	RPI	S	Opponent	Score	RPI	S	Opponent	Score	RPI	S	Opponent	Score
4	A	Duke	40 123					54	A	FGCU	45 72	116	A	Virginia Tech	61 65
								54	H	FGCU	69 76	120	A	High Point	69 75
								60	A	Stetson	64 78	145	H	Col. of Charleston	71 75
								60	H	Stetson	66 79	153	A	Northern Ky.	58 71
								60	N	Stetson	60 90	153	H	Northern Ky.	60 76
								72	A	George Washington	56 83	156	A	Furman	65 55
								84	A	Indiana	38 87	188	A	Mercer	71 79
												188	H	Mercer	63 62
												222	A	Jacksonville	66 58
												222	H	Jacksonville	68 59
												287	A	East Tenn. St.	63 62
												287	H	East Tenn. St.	76 66
												287	H	East Tenn. St.	69 60
												299	A	UNC Asheville	67 66
												306	A	Lipscomb	91 71
												306	H	Lipscomb	92 69
												315	H	South Carolina St.	58 57
												319	A	UMES	87 83
												324	A	Kennesaw St.	90 78
												324	H	Kennesaw St.	72 64
												339	A	North Florida	62 51
												339	H	North Florida	79 63
LAST 12 Division I GAMES:															
				60	N	Stetson	60 90	324	A	Kennesaw St.	90 78				
				287	H	East Tenn. St.	76 66	188	A	Mercer	71 79				
				306	A	Lipscomb	91 71	287	H	East Tenn. St.	69 60				
				153	A	Northern Ky.	58 71	54	H	FGCU	69 76				
				222	H	Jacksonville	68 59	60	H	Stetson	66 79				
				339	H	North Florida	79 63	222	A	Jacksonville	66 58				

Non-Div I Games: Converse 75 36

USC Upstate

■ Loss,
 ■ Non-Conf,
 ■ S Site,
 ■ Home
 ■ A Away
 N Neutral

Nevada

Through Games Of March 16, 2014

Average RPI Win: 229	WON-LOST	WINNING	LAST 10	STRENGTH OF	OPP. STRENGTH	TEAM	ADJ.	CONF.	ADJ CONF.
Average RPI Loss: 138	RECORD	PCT. RANK	GAMES	SCHEDULE	OF SCHEDULE	RPI	RPI	RPI	RPI
DIV. I ONLY	17- 13	123	7- 3	180	226	159	159	18	18
DIV. I NON-CONF.	4- 6	211	0- 0	131	294	209	209	22	22
TOTALS	RPI 1-25	RPI 26-50	W-L RECORDS	RPI 51-100	RPI 101-150	RPI 150+			
17- 13	0- 0	0- 1	OVERALL	1- 4	2- 3	14- 5			
10- 5	0- 0	0- 1	HOME	1- 1	2- 1	7- 2			
6- 7	0- 0	0- 0	AWAY	0- 2	0- 2	6- 3			
1- 1	0- 0	0- 0	NEUTRAL	0- 1	0- 0	1- 0			
4- 6	0- 0	0- 1	NON-CONFERENCE	0- 1	1- 2	3- 2			
2- 4	0- 0	0- 1	HOME	0- 1	1- 1	1- 1			
2- 2	0- 0	0- 0	AWAY	0- 0	0- 1	2- 1			
0- 0	0- 0	0- 0	NEUTRAL	0- 0	0- 0	0- 0			
13- 7	0- 0	0- 0	CONFERENCE	1- 3	1- 1	11- 3			
8- 1	0- 0	0- 0	HOME	1- 0	1- 0	6- 1			
4- 5	0- 0	0- 0	AWAY	0- 2	0- 1	4- 2			
1- 1	0- 0	0- 0	NEUTRAL	0- 1	0- 0	1- 0			

RPI 1-25	RPI 26-50	RPI 51-100	RPI 101+ Team's RPI: 159
RPI S Opponent Score	RPI S Opponent Score	RPI S Opponent Score	RPI S Opponent Score
	38 BYU 61 69	73 Colorado St. 64 71	115 Wake Forest 95 87
		87 Idaho 77 88	122 Cal Poly 57 82
		97 Fresno St. 48 73	125 Wyoming 64 72
		97 Fresno St. 63 60	125 Wyoming 72 69
		97 N Fresno St. 71 82	146 Grand Canyon 55 75
			161 Utah St. 76 72
			161 Utah St. 70 66
			171 UC Irvine 72 86
			185 Utah 57 61
			190 Boise St. 64 67
			190 Boise St. 75 70
			191 Long Beach St. 91 61
			217 San Diego St. 84 65
			217 N San Diego St. 53 48
			234 UNLV 68 80
			234 UNLV 49 57
			265 San Jose St. 99 95
			265 San Jose St. 101 74
			275 New Mexico 60 55
			275 New Mexico 75 73
			317 UC Santa Barbara 77 66
			338 Utah Valley 79 67
			343 Air Force 84 74
			343 Air Force 76 43
LAST 12 Division I GAMES:			
	97 N Fresno St. 71 82	265 San Jose St. 99 95	
	217 N San Diego St. 53 48	275 New Mexico 75 73	
	234 UNLV 68 80	97 Fresno St. 48 73	
	190 Boise St. 75 70	217 San Diego St. 84 65	
	275 New Mexico 60 55	161 Utah St. 70 66	
	343 Air Force 76 43	343 Air Force 84 74	

Non-Div I Games: Cal St. East Bay 79 62

Nevada

Loss,
 Non-Conf, S Site,
 Home
 Away
 N Neutral

Bakersfield

Through Games Of March 16, 2014

Average RPI Win:	265	WON-LOST	WINNING	LAST 10	STRENGTH OF	OPP. STRENGTH	TEAM	ADJ.	CONF.	ADJ CONF.
Average RPI Loss:	162	RECORD	PCT. RANK	GAMES	SCHEDULE	OF SCHEDULE	RPI	RPI	RPI	RPI
DIV. I ONLY	17- 11	105	7- 3	305	310	160	160	29	29	
DIV. I NON-CONF.	4- 6	211	0- 0	215	156	182	182	28	28	
TOTALS	RPI 1-25	RPI 26-50	W-L RECORDS	RPI 51-100	RPI 101-150	RPI 150+				
17- 11	0- 0	0- 2	OVERALL	1- 1	2- 3	14- 5				
9- 1	0- 0	0- 0	HOME	0- 1	1- 0	8- 0				
7- 9	0- 0	0- 2	AWAY	1- 0	1- 3	5- 4				
1- 1	0- 0	0- 0	NEUTRAL	0- 0	0- 0	1- 1				
4- 6	0- 0	0- 2	NON-CONFERENCE	0- 0	1- 2	3- 2				
2- 0	0- 0	0- 0	HOME	0- 0	0- 0	2- 0				
2- 6	0- 0	0- 2	AWAY	0- 0	1- 2	1- 2				
0- 0	0- 0	0- 0	NEUTRAL	0- 0	0- 0	0- 0				
13- 5	0- 0	0- 0	CONFERENCE	1- 1	1- 1	11- 3				
7- 1	0- 0	0- 0	HOME	0- 1	1- 0	6- 0				
5- 3	0- 0	0- 0	AWAY	1- 0	0- 1	4- 2				
1- 1	0- 0	0- 0	NEUTRAL	0- 0	0- 0	1- 1				

RPI S	Opponent	Score	RPI S	Opponent	Score	RPI S	Opponent	Score	RPI S	Opponent	Score	Team's RPI: 160
27	A California	51 70	87	A Idaho	79 60	122	A Cal Poly	54 63				
35	A Oregon St.	49 80	87	H Idaho	69 96	123	A Oregon	91 131				
						146	A Grand Canyon	64 78				
						146	H Grand Canyon	77 70				
						147	A Cal St. Northridge	74 73				
						177	A San Francisco	85 70				
						229	A Seattle	67 74				
						229	H Seattle	80 78				
						229	N Seattle	79 84				
						234	A UNLV	74 76				
						248	A Tex.-Pan American	62 84				
						248	H Tex.-Pan American	82 74				
						251	H Houston Baptist	81 61				
						285	A New Mexico St.	96 90				
						285	H New Mexico St.	86 63				
						304	A UC Riverside	66 85				
						308	A UMKC	87 80				
						308	H UMKC	97 91				
						325	H Omaha	69 65				
						338	A Utah Valley	61 59				
						338	H Utah Valley	66 51				
						338	N Utah Valley	65 63				
						346	A Chicago St.	90 59				
						346	H Chicago St.	99 58				
LAST 12 Division I GAMES:												
229	N Seattle	79 84	308	H UMKC	97 91							
338	N Utah Valley	65 63	229	A Seattle	67 74							
338	H Utah Valley	66 51	87	A Idaho	79 60							
285	A New Mexico St.	96 90	146	H Grand Canyon	77 70							
248	A Tex.-Pan American	62 84	248	H Tex.-Pan American	82 74							
346	H Chicago St.	99 58	285	H New Mexico St.	86 63							

Non-Div I Games: Fresno Pacific 81 49 Concordia (CA) 84 79

Bakersfield

Loss, Non-Conf, S Site, H Home A Away N Neutral

Average RPI Win:	230	WON-LOST	WINNING	LAST 10	STRENGTH OF	OPP. STRENGTH	TEAM	ADJ.	CONF.	ADJ CONF.
Average RPI Loss:	130	RECORD	PCT. RANK	GAMES	SCHEDULE	OF SCHEDULE	RPI	RPI	RPI	RPI
DIV. I ONLY	14- 15	178	5- 5	118	208	161	161	18	18	
DIV. I NON-CONF.	5- 4	131	0- 0	62	177	80	80	22	22	
TOTALS	RPI 1-25	RPI 26-50	W-L RECORDS	RPI 51-100	RPI 101-150	RPI 150+				
14- 15	0- 1	0- 1	OVERALL	0- 5	3- 1	11- 7				
8- 4	0- 0	0- 0	HOME	0- 1	1- 0	7- 3				
5- 9	0- 1	0- 1	AWAY	0- 2	2- 1	3- 4				
1- 2	0- 0	0- 0	NEUTRAL	0- 2	0- 0	1- 0				
5- 4	0- 1	0- 1	NON-CONFERENCE	0- 1	1- 1	4- 0				
3- 0	0- 0	0- 0	HOME	0- 0	0- 0	3- 0				
2- 3	0- 1	0- 1	AWAY	0- 0	1- 1	1- 0				
0- 1	0- 0	0- 0	NEUTRAL	0- 1	0- 0	0- 0				
9- 11	0- 0	0- 0	CONFERENCE	0- 4	2- 0	7- 7				
5- 4	0- 0	0- 0	HOME	0- 1	1- 0	4- 3				
3- 6	0- 0	0- 0	AWAY	0- 2	1- 0	2- 4				
1- 1	0- 0	0- 0	NEUTRAL	0- 1	0- 0	1- 0				

RPI 1-25				RPI 26-50				RPI 51-100				RPI 101+ Team's RPI: 161			
RPI	S	Opponent	Score	RPI	S	Opponent	Score	RPI	S	Opponent	Score	RPI	S	Opponent	Score
19	A	Nebraska	75 95	38	A	BYU	74 84	65	N	Hampton	88 98	125	A	Wyoming	84 80
								73	A	Colorado St.	78 88	125	H	Wyoming	80 75
								73	H	Colorado St.	75 100	136	A	South Dakota	71 81
								73	N	Colorado St.	67 72	147	A	Cal St. Northridge	75 67
								97	A	Fresno St.	70 72	159	A	Nevada	66 70
												159	H	Nevada	72 76
												176	H	Idaho St.	78 66
												185	H	Utah	77 61
												190	A	Boise St.	62 83
												190	H	Boise St.	68 71
												217	A	San Diego St.	72 88
												217	H	San Diego St.	79 69
												232	H	Loyola Marymount	100 58
												234	A	UNLV	80 82
												234	H	UNLV	67 73
												265	A	San Jose St.	78 65
												265	H	San Jose St.	96 67
												275	A	New Mexico	75 69
												275	H	New Mexico	67 65
												275	N	New Mexico	69 66
												317	A	UC Santa Barbara	81 70
												343	H	Air Force	88 78
LAST 12 Division I GAMES:															

Non-Div I Games: Black Hills St. 103 46 Col. of Idaho 81 86

Utah St.

Loss, Non-Conf, S Site, H Home A Away N Neutral

Average RPI Win:	232	WON-LOST	WINNING	LAST 10	STRENGTH OF	OPP. STRENGTH	TEAM	ADJ.	CONF.	ADJ CONF.
Average RPI Loss:	95	RECORD	PCT. RANK	GAMES	SCHEDULE	OF SCHEDULE	RPI	RPI	RPI	RPI
DIV. I ONLY	15- 15	163	5- 5	159	113	162	162	9	9	
DIV. I NON-CONF.	5- 7	199	0- 0	260	197	223	223	9	9	
TOTALS	RPI 1-25	RPI 26-50	W-L RECORDS	RPI 51-100	RPI 101-150	RPI 150+				
15- 15	0- 3	0- 2	OVERALL	4- 4	0- 3	11- 3				
6- 6	0- 2	0- 1	HOME	2- 1	0- 2	4- 0				
7- 6	0- 1	0- 1	AWAY	2- 2	0- 1	5- 1				
2- 3	0- 0	0- 0	NEUTRAL	0- 1	0- 0	2- 2				
5- 7	0- 0	0- 1	NON-CONFERENCE	0- 2	0- 2	5- 2				
1- 3	0- 0	0- 1	HOME	0- 1	0- 1	1- 0				
3- 2	0- 0	0- 0	AWAY	0- 1	0- 1	3- 0				
1- 2	0- 0	0- 0	NEUTRAL	0- 0	0- 0	1- 2				
10- 8	0- 3	0- 1	CONFERENCE	4- 2	0- 1	6- 1				
5- 3	0- 2	0- 0	HOME	2- 0	0- 1	3- 0				
4- 4	0- 1	0- 1	AWAY	2- 1	0- 0	2- 1				
1- 1	0- 0	0- 0	NEUTRAL	0- 1	0- 0	1- 0				

RPI 1-25				RPI 26-50				RPI 51-100				RPI 101+ Team's RPI: 162			
RPI	S	Opponent	Score	RPI	S	Opponent	Score	RPI	S	Opponent	Score	RPI	S	Opponent	Score
16	H	Dayton	69 84	37	A	Fordham	42 43	51	A	Rutgers	57 59	102	H	Temple	47 60
22	A	Saint Joseph's	63 76	50	H	Villanova	47 83	55	H	Penn	54 64	113	A	Fairfield	59 64
22	H	Saint Joseph's	52 64					62	A	St. Bonaventure	35 58	124	H	Richmond	39 56
								62	H	St. Bonaventure	55 49	165	N	FIU	58 84
								62	N	St. Bonaventure	42 54	210	A	Saint Louis	43 53
								72	A	George Washington	77 68	210	N	Saint Louis	65 56
								79	A	Duquesne	68 63	264	N	Tennessee St.	66 58
								100	H	VCU	63 58	266	A	Manhattan	72 62
												281	A	George Mason	65 50
												281	H	George Mason	66 60
												284	A	William & Mary	73 59
												290	H	Central Conn. St.	71 60
												307	A	Dartmouth	54 43
												313	H	Massachusetts	78 41
												328	N	Binghamton	56 57
												334	A	Rhode Island	50 44
												334	H	Rhode Island	50 42
LAST 12 Division I GAMES:															
		62 N St. Bonaventure	42 54			22 A Saint Joseph's	63 76								
		210 N Saint Louis	65 56			334 H Rhode Island	50 42								
		62 H St. Bonaventure	55 49			281 H George Mason	66 60								
		79 A Duquesne	68 63			210 A Saint Louis	43 53								
		16 H Dayton	69 84			124 H Richmond	39 56								
		37 A Fordham	42 43			72 A George Washington	77 68								

Non-Div I Games:

La Salle

■ Loss,
 ■ Non-Conf,
 ■ S Site,
 ■ H Home
 ■ A Away
 N Neutral

Average RPI Win: 239		WON-LOST	WINNING	LAST 10	STRENGTH OF	OPP. STRENGTH	TEAM	ADJ.	CONF.	ADJ CONF.
Average RPI Loss: 200		RECORD	PCT. RANK	GAMES	SCHEDULE	OF SCHEDULE	RPI	RPI	RPI	RPI
DIV. I ONLY		19- 11	94	5- 5	307	285	163	163	28	28
DIV. I NON-CONF.		9- 2	44	0- 0	239	212	63	63	27	27
TOTALS	RPI 1-25	RPI 26-50		W-L RECORDS	RPI 51-100		RPI 101-150		RPI 150+	
19- 11	0- 0	0- 1		OVERALL	2- 1		0- 0		17- 9	
12- 2	0- 0	0- 0		HOME	1- 0		0- 0		11- 2	
6- 9	0- 0	0- 1		AWAY	1- 1		0- 0		5- 7	
1- 0	0- 0	0- 0		NEUTRAL	0- 0		0- 0		1- 0	
9- 2	0- 0	0- 1		NON-CONFERENCE	2- 1		0- 0		7- 0	
5- 0	0- 0	0- 0		HOME	1- 0		0- 0		4- 0	
3- 2	0- 0	0- 1		AWAY	1- 1		0- 0		2- 0	
1- 0	0- 0	0- 0		NEUTRAL	0- 0		0- 0		1- 0	
10- 9	0- 0	0- 0		CONFERENCE	0- 0		0- 0		10- 9	
7- 2	0- 0	0- 0		HOME	0- 0		0- 0		7- 2	
3- 7	0- 0	0- 0		AWAY	0- 0		0- 0		3- 7	
0- 0	0- 0	0- 0		NEUTRAL	0- 0		0- 0		0- 0	

[illegible]

Non-Div I Games:

St. Francis Brooklyn

Loss, Non-Conf, S Site, H Home A Away N Neutral

Average RPI Win:	202	WON-LOST	WINNING	LAST 10	STRENGTH OF	OPP. STRENGTH	TEAM	ADJ.	CONF.	ADJ CONF.
Average RPI Loss:	66	RECORD	PCT. RANK	GAMES	SCHEDULE	OF SCHEDULE	RPI	RPI	RPI	RPI
DIV. I ONLY	13- 19	227	2- 8	84	50	164	164	2	2	
DIV. I NON-CONF.	8- 6	125	0- 0	259	185	192	192	2	2	
TOTALS	RPI 1-25	RPI 26-50	W-L RECORDS	RPI 51-100	RPI 101-150	RPI 150+				
13- 19	0- 7	1- 5	OVERALL	3- 1	3- 4	6- 2				
7- 9	0- 4	0- 2	HOME	1- 0	2- 2	4- 1				
4- 8	0- 3	1- 1	AWAY	1- 1	0- 2	2- 1				
2- 2	0- 0	0- 2	NEUTRAL	1- 0	1- 0	0- 0				
8- 6	0- 2	0- 1	NON-CONFERENCE	2- 0	0- 1	6- 2				
4- 4	0- 2	0- 0	HOME	0- 0	0- 1	4- 1				
3- 1	0- 0	0- 0	AWAY	1- 0	0- 0	2- 1				
1- 1	0- 0	0- 1	NEUTRAL	1- 0	0- 0	0- 0				
5- 13	0- 5	1- 4	CONFERENCE	1- 1	3- 3	0- 0				
3- 5	0- 2	0- 2	HOME	1- 0	2- 1	0- 0				
1- 7	0- 3	1- 1	AWAY	0- 1	0- 2	0- 0				
1- 1	0- 0	0- 1	NEUTRAL	0- 0	1- 0	0- 0				

RPI	S	Opponent	Score	RPI	S	Opponent	Score	RPI	S	Opponent	Score	RPI	S	Opponent	Score	Team's RPI: 164
1	A	Notre Dame	51 71	26	A	Syracuse	75 84	57	A	South Fla.	68 63	115	H	Wake Forest	61 68	
4	H	Duke	51 78	26	N	Syracuse	53 63	66	N	Creighton	56 52	116	A	Virginia Tech	48 74	
6	H	South Carolina	43 68	35	N	Oregon St.	41 74	81	A	Virginia	43 80	116	N	Virginia Tech	69 56	
17	H	Middle Tenn.	51 76	36	A	Georgia Tech	80 79	96	H	Miami (FL)	60 52	129	H	Boston College	72 67	
18	H	North Carolina St.	63 69	36	H	Georgia Tech	68 89					147	H	Cal St. Northridge	53 69	
20	A	Maryland	43 95	39	H	Florida St.	43 59					149	A	Pittsburgh	43 56	
21	A	North Carolina	55 78									149	H	Pittsburgh	77 67	
												166	H	Davidson	57 77	
												234	A	UNLV	54 63	
												315	H	South Carolina St.	88 46	
												321	A	UNC Greensboro	77 71	
												330	A	NJIT	84 37	
												331	H	Radford	41 39	
												339	H	North Florida	48 44	
												340	H	Wofford	72 50	
LAST 12 Division I GAMES:																
		26 N Syracuse	53 63			18 H North Carolina St.	63 69									
		116 N Virginia Tech	69 56			20 A Maryland	43 95									
		116 A Virginia Tech	48 74			4 H Duke	51 78									
		39 H Florida St.	43 59			81 A Virginia	43 80									
		129 H Boston College	72 67			36 A Georgia Tech	80 79									
		149 A Pittsburgh	43 56			96 H Miami (FL)	60 52									

Non-Div I Games:

Clemson

■ Loss,
 ■ Non-Conf, S Site,
 ■ Home
 ■ Away
 N Neutral

Average RPI Win:	196	WON-LOST	WINNING	LAST 10	STRENGTH OF	OPP. STRENGTH	TEAM	ADJ.	CONF.	ADJ CONF.
Average RPI Loss:	112	RECORD	PCT. RANK	GAMES	SCHEDULE	OF SCHEDULE	RPI	RPI	RPI	RPI
DIV. I ONLY	14- 18	204	4- 6	92	112	165	165	10	10	
DIV. I NON-CONF.	5- 7	199	0- 0	224	135	227	227	10	10	
TOTALS	RPI 1-25	RPI 26-50	W-L RECORDS	RPI 51-100	RPI 101-150	RPI 150+				
14- 18	0- 2	0- 2	OVERALL	2- 4	2- 5	10- 5				
6- 8	0- 1	0- 2	HOME	1- 1	0- 2	5- 2				
4- 9	0- 0	0- 0	AWAY	0- 3	1- 3	3- 3				
4- 1	0- 1	0- 0	NEUTRAL	1- 0	1- 0	2- 0				
5- 7	0- 0	0- 1	NON-CONFERENCE	0- 3	0- 2	5- 1				
3- 3	0- 0	0- 1	HOME	0- 1	0- 1	3- 0				
1- 4	0- 0	0- 0	AWAY	0- 2	0- 1	1- 1				
1- 0	0- 0	0- 0	NEUTRAL	0- 0	0- 0	1- 0				
9- 11	0- 2	0- 1	CONFERENCE	2- 1	2- 3	5- 4				
3- 5	0- 1	0- 1	HOME	1- 0	0- 1	2- 2				
3- 5	0- 0	0- 0	AWAY	0- 1	1- 2	2- 2				
3- 1	0- 1	0- 0	NEUTRAL	1- 0	1- 0	1- 0				

RPI S	Opponent	Score	RPI S	Opponent	Score	RPI S	Opponent	Score	RPI S	Opponent	Score	Team's RPI: 165
17	H Middle Tenn.	58 65	30	H Southern Miss.	96 106	54	H FGCU	55 75	105	A Tulane	55 66	
17	N Middle Tenn.	57 64	50	H Villanova	61 68	59	A UTEP	62 83	105	N Tulane	69 55	
						63	A Florida	74 90	115	H Wake Forest	79 86	
						82	A Harvard	52 64	127	A Charlotte	68 79	
						94	H East Carolina	76 75	129	A Boston College	69 89	
						94	N East Carolina	87 75	130	H Old Dominion	56 72	
									143	A UAB	63 52	
									162	N La Salle	84 58	
									172	H Rice	41 59	
									172	N Rice	85 65	
									186	A UTSA	53 40	
									192	A Fla. Atlantic	96 88	
									192	H Fla. Atlantic	76 72	
									205	A Louisiana Tech	65 67	
									208	A Tulsa	73 78	
									212	A UCF	66 71	
									224	H Prairie View	77 52	
									233	H North Texas	59 66	
									252	A Tennessee Tech	70 65	
									270	H Marshall	77 66	
									320	H Valparaiso	65 47	
									342	H Fairleigh Dickinson	79 57	
LAST 12 Division I GAMES:												
17	N Middle Tenn.	57 64	127	A Charlotte	68 79							
105	N Tulane	69 55	270	H Marshall	77 66							
94	N East Carolina	87 75	30	H Southern Miss.	96 106							
172	N Rice	85 65	105	A Tulane	55 66							
205	A Louisiana Tech	65 67	17	H Middle Tenn.	58 65							
130	H Old Dominion	56 72	59	A UTEP	62 83							

Non-Div I Games: Palm Beach Atl. 78 44

FIU

■ Loss,
 ■ Non-Conf,
 ■ S Site,
 ■ Home
 ■ A Away
 N Neutral

Davidson

Through Games Of March 16, 2014

Average RPI Win:	262	WON-LOST	WINNING	LAST 10	STRENGTH OF	OPP. STRENGTH	TEAM	ADJ.	CONF.	ADJ CONF.
Average RPI Loss:	123	RECORD	PCT. RANK	GAMES	SCHEDULE	OF SCHEDULE	RPI	RPI	RPI	RPI
DIV. I ONLY	16- 16	163	5- 5	125	279	166	166	26	26	
DIV. I NON-CONF.	3- 8	269	0- 0	30	144	172	172	25	25	
TOTALS	RPI 1-25	RPI 26-50	W-L RECORDS	RPI 51-100	RPI 101-150	RPI 150+				
16- 16	0- 1	0- 3	OVERALL	0- 3	0- 4	16- 5				
7- 7	0- 0	0- 1	HOME	0- 2	0- 2	7- 2				
7- 8	0- 1	0- 1	AWAY	0- 1	0- 1	7- 3				
2- 1	0- 0	0- 1	NEUTRAL	0- 0	0- 0	2- 0				
3- 8	0- 1	0- 0	NON-CONFERENCE	0- 3	0- 4	3- 0				
1- 4	0- 0	0- 0	HOME	0- 2	0- 2	1- 0				
2- 4	0- 1	0- 0	AWAY	0- 1	0- 2	2- 0				
0- 0	0- 0	0- 0	NEUTRAL	0- 0	0- 0	0- 0				
13- 8	0- 0	0- 3	CONFERENCE	0- 0	0- 0	13- 5				
6- 3	0- 0	0- 1	HOME	0- 0	0- 0	6- 2				
5- 4	0- 0	0- 1	AWAY	0- 0	0- 0	5- 3				
2- 1	0- 0	0- 1	NEUTRAL	0- 0	0- 0	2- 0				

RPI 1-25			RPI 26-50			RPI 51-100			RPI 101+ Team's RPI: 166		
RPI	S	Opponent	Score	RPI	S	Opponent	Score	RPI	S	Opponent	Score
18	A	North Carolina St.	63 86	44	A	Chattanooga	64 72	51	H	Rutgers	35 66
				44	H	Chattanooga	62 76	85	A	N.C. A&T	53 62
				44	N	Chattanooga	45 71	87	H	Winthrop	76 91
LAST 12 Division I GAMES:											
		44 N Chattanooga	45 71			258 H Western Caro.	83 73			294 H Ga. Southern	82 90
		258 N Western Caro.	74 67			294 H Ga. Southern	82 90			321 A UNC Greensboro	75 66
		293 N Samford	55 42			184 A Elon	63 66			321 H UNC Greensboro	78 59
		340 A Wofford	83 67			321 A UNC Greensboro	75 66			340 A Wofford	83 67
		156 A Furman	62 69			293 H Samford	76 58			340 H Wofford	88 74
		235 H Appalachian St.	70 72			44 H Chattanooga	62 76				

Non-Div I Games:

Davidson

■ Loss,
■ Non-Conf,
■ S Site,
■ H Home
■ A Away
N Neutral

Drake

Through Games Of March 16, 2014

Average RPI Win:	222	WON-LOST	WINNING	LAST 10	STRENGTH OF	OPP. STRENGTH	TEAM	ADJ.	CONF.	ADJ CONF.
Average RPI Loss:	133	RECORD	PCT. RANK	GAMES	SCHEDULE	OF SCHEDULE	RPI	RPI	RPI	RPI
DIV. I ONLY	17- 15	152	6- 3	162	196	167	167	19	19	
DIV. I NON-CONF.	6- 5	136	0- 0	128	121	148	148	18	18	
TOTALS	RPI 1-25	RPI 26-50	W-L RECORDS	RPI 51-100	RPI 101-150	RPI 150+				
17- 15	0- 1	0- 1	OVERALL	1- 4	3- 4	13- 5				
8- 6	0- 0	0- 1	HOME	1- 1	0- 2	7- 2				
5- 7	0- 1	0- 0	AWAY	0- 2	1- 2	4- 2				
4- 2	0- 0	0- 0	NEUTRAL	0- 1	2- 0	2- 1				
6- 5	0- 1	0- 1	NON-CONFERENCE	1- 1	1- 1	4- 1				
4- 1	0- 0	0- 1	HOME	1- 0	0- 0	3- 0				
0- 3	0- 1	0- 0	AWAY	0- 1	0- 1	0- 0				
2- 1	0- 0	0- 0	NEUTRAL	0- 0	1- 0	1- 1				
11- 10	0- 0	0- 0	CONFERENCE	0- 3	2- 3	9- 4				
4- 5	0- 0	0- 0	HOME	0- 1	0- 2	4- 2				
5- 4	0- 0	0- 0	AWAY	0- 1	1- 1	4- 2				
2- 1	0- 0	0- 0	NEUTRAL	0- 1	1- 0	1- 0				

RPI 1-25				RPI 26-50				RPI 51-100				RPI 101+ Team's RPI: 167			
RPI	S	Opponent	Score	RPI	S	Opponent	Score	RPI	S	Opponent	Score	RPI	S	Opponent	Score
23	A	Iowa	51 73	42	H	Iowa St.	47 89	66	H	Creighton	62 55	119	A	Indiana St.	81 90
								73	A	Colorado St.	77 92	119	H	Indiana St.	71 73
								83	A	Wichita St.	55 88	119	N	Indiana St.	66 58
								83	H	Wichita St.	61 70	136	N	South Dakota	89 81
								83	N	Wichita St.	49 73	140	A	Wisconsin	41 66
												144	A	UNI	66 64
												144	H	UNI	97 99
												176	H	Idaho St.	78 59
												193	A	Missouri St.	66 89
												193	H	Missouri St.	79 69
												206	A	Evansville	72 57
												206	H	Evansville	67 71
												206	N	Evansville	71 61
												214	N	Cornell	49 59
												216	A	Illinois St.	71 80
												216	H	Illinois St.	67 66
												240	N	Coastal Caro.	90 74
												255	A	Loyola Chicago	70 64
												255	H	Loyola Chicago	69 75
												283	A	Bradley	94 71
												283	H	Bradley	97 77
												292	H	SIU Edwardsville	87 71
												296	H	Milwaukee	79 57
												335	A	Southern Ill.	80 55
												335	H	Southern Ill.	74 72
LAST 12 Division I GAMES:															
				83	N	Wichita St.	49 73	255	A	Loyola Chicago	70 64				
				119	N	Indiana St.	66 58	283	A	Bradley	94 71				
				206	N	Evansville	71 61	193	H	Missouri St.	79 69				
				216	H	Illinois St.	67 66	83	H	Wichita St.	61 70				
				119	H	Indiana St.	71 73	335	A	Southern Ill.	80 55				
				144	H	UNI	97 99	206	A	Evansville	72 57				

Non-Div I Games:

Drake

■ Loss,
 ■ Non-Conf, S Site,
 ■ Home
 ■ Away
 N Neutral

Mt. St. Mary's

Through Games Of March 16, 2014

Average RPI Win:	252	WON-LOST	WINNING	LAST 10	STRENGTH OF	OPP. STRENGTH	TEAM	ADJ.	CONF.	ADJ CONF.
Average RPI Loss:	152	RECORD	PCT. RANK	GAMES	SCHEDULE	OF SCHEDULE	RPI	RPI	RPI	RPI
DIV. I ONLY	19- 13	110	8- 2	263	256	168	168	28	28	
DIV. I NON-CONF.	5- 7	199	0- 0	151	127	185	185	27	27	
TOTALS	RPI 1-25	RPI 26-50	W-L RECORDS	RPI 51-100	RPI 101-150	RPI 150+				
19- 13	0- 1	0- 0	OVERALL	1- 2	0- 2	18- 8				
11- 4	0- 0	0- 0	HOME	0- 0	0- 0	11- 4				
7- 8	0- 1	0- 0	AWAY	1- 1	0- 2	6- 4				
1- 1	0- 0	0- 0	NEUTRAL	0- 1	0- 0	1- 0				
5- 7	0- 1	0- 0	NON-CONFERENCE	1- 2	0- 2	4- 2				
3- 1	0- 0	0- 0	HOME	0- 0	0- 0	3- 1				
1- 5	0- 1	0- 0	AWAY	1- 1	0- 2	0- 1				
1- 1	0- 0	0- 0	NEUTRAL	0- 1	0- 0	1- 0				
14- 6	0- 0	0- 0	CONFERENCE	0- 0	0- 0	14- 6				
8- 3	0- 0	0- 0	HOME	0- 0	0- 0	8- 3				
6- 3	0- 0	0- 0	AWAY	0- 0	0- 0	6- 3				
0- 0	0- 0	0- 0	NEUTRAL	0- 0	0- 0	0- 0				

RPI 1-25				RPI 26-50				RPI 51-100				RPI 101+ Team's RPI: 168			
RPI	S	Opponent	Score	RPI	S	Opponent	Score	RPI	S	Opponent	Score	RPI	S	Opponent	Score
22	A	Saint Joseph's	57 85					64	A	Navy	55 63	129	A	Boston College	67 81
								71	A	American	64 61	149	A	Pittsburgh	43 78
								87	N	Idaho	63 81	163	A	St. Francis Brooklyn	47 52
												163	H	St. Francis Brooklyn	85 79
												166	H	Davidson	82 83
												169	H	Campbell	68 64
												174	A	Robert Morris	65 71
												174	H	Robert Morris	60 67
												189	A	Saint Francis (PA)	66 81
												189	H	Saint Francis (PA)	63 68
												189	H	Saint Francis (PA)	97 80
												207	N	IPFW	86 77
												218	A	Bryant	84 78
												218	H	Bryant	84 79
												230	A	Lehigh	67 95
												238	A	Sacred Heart	76 63
												238	H	Sacred Heart	78 84
												277	A	Wagner	64 52
												277	H	Wagner	89 78
												277	H	Wagner	75 66
												290	A	Central Conn. St.	64 62
												290	H	Central Conn. St.	69 55
												300	A	LIU Brooklyn	69 60
												300	H	LIU Brooklyn	63 62
												303	H	Loyola Maryland	65 59
												319	H	UMES	85 61
LAST 12 Division I GAMES:															
189	H	Saint Francis (PA)	63 68	218	A	Bryant	84 78								
277	H	Wagner	75 66	238	A	Sacred Heart	76 63								
174	A	Robert Morris	65 71	342	A	Fairleigh Dickinson	88 70								
277	A	Wagner	64 52	300	A	LIU Brooklyn	69 60								
189	H	Saint Francis (PA)	97 80	290	H	Central Conn. St.	69 55								
342	H	Fairleigh Dickinson	70 35	174	H	Robert Morris	60 67								

Non-Div I Games:

Mt. St. Mary's

■ Loss,
 ■ Non-Conf,
 ■ S Site,
 ■ Home
 ■ A Away
 N Neutral

RPI	S	Opponent	Score
342	A	Fairleigh Dickinson	88 70
342	H	Fairleigh Dickinson	70 35

M
t
.
S
t
.
M
a
r
y
'
s

M
t
.
S
t
.
M
a
r
y
'
s

Mt. St. Mary's

Average RPI Win: 264		WON-LOST	WINNING	LAST 10	STRENGTH OF	OPP. STRENGTH	TEAM	ADJ.	CONF.	ADJ CONF.
Average RPI Loss: 164		RECORD	PCT. RANK	GAMES	SCHEDULE	OF SCHEDULE	RPI	RPI	RPI	RPI
DIV. I ONLY		17- 12	113	6- 4	268	315	169	169	27	27
DIV. I NON-CONF.		3- 4	194	0- 0	222	275	186	186	29	29
TOTALS		RPI 1-25	RPI 26-50	W-L RECORDS	RPI 51-100	RPI 101-150	RPI 150+			
17- 12	0- 0		0- 0	OVERALL	1- 2	1- 5	15- 5			
9- 3	0- 0		0- 0	HOME	1- 0	1- 1	7- 2			
7- 8	0- 0		0- 0	AWAY	0- 2	0- 3	7- 3			
1- 1	0- 0		0- 0	NEUTRAL	0- 0	0- 1	1- 0			
3- 4	0- 0		0- 0	NON-CONFERENCE	0- 1	0- 1	3- 2			
2- 0	0- 0		0- 0	HOME	0- 0	0- 0	2- 0			
1- 4	0- 0		0- 0	AWAY	0- 1	0- 1	1- 2			
0- 0	0- 0		0- 0	NEUTRAL	0- 0	0- 0	0- 0			
14- 8	0- 0		0- 0	CONFERENCE	1- 1	1- 4	12- 3			
7- 3	0- 0		0- 0	HOME	1- 0	1- 1	5- 2			
6- 4	0- 0		0- 0	AWAY	0- 1	0- 2	6- 1			
1- 1	0- 0		0- 0	NEUTRAL	0- 0	0- 1	1- 0			

[illegible]

Non-Div I Games: Erskine

82 56

UVa-Wise

64 47

Campbell

Loss, Non-Conf, S Site, H Home A Away N Neutral

Average RPI Win:	285	WON-LOST	WINNING	LAST 10	STRENGTH OF	OPP. STRENGTH	TEAM	ADJ.	CONF.	ADJ CONF.
Average RPI Loss:	178	RECORD	PCT. RANK	GAMES	SCHEDULE	OF SCHEDULE	RPI	RPI	RPI	RPI
DIV. I ONLY	18- 8	68	8- 2	342	343	170	170	32	32	
DIV. I NON-CONF.	1- 5	306	0- 0	174	53	280	280	32	32	
TOTALS	RPI 1-25	RPI 26-50	W-L RECORDS	RPI 51-100	RPI 101-150	RPI 150+				
18- 8	0- 1	0- 0	OVERALL	0- 1	0- 1	18- 5				
9- 1	0- 0	0- 0	HOME	0- 0	0- 0	9- 1				
8- 6	0- 1	0- 0	AWAY	0- 1	0- 1	8- 3				
1- 1	0- 0	0- 0	NEUTRAL	0- 0	0- 0	1- 1				
1- 5	0- 1	0- 0	NON-CONFERENCE	0- 1	0- 1	1- 2				
1- 0	0- 0	0- 0	HOME	0- 0	0- 0	1- 0				
0- 5	0- 1	0- 0	AWAY	0- 1	0- 1	0- 2				
0- 0	0- 0	0- 0	NEUTRAL	0- 0	0- 0	0- 0				
17- 3	0- 0	0- 0	CONFERENCE	0- 0	0- 0	17- 3				
8- 1	0- 0	0- 0	HOME	0- 0	0- 0	8- 1				
8- 1	0- 0	0- 0	AWAY	0- 0	0- 0	8- 1				
1- 1	0- 0	0- 0	NEUTRAL	0- 0	0- 0	1- 1				

RPI 1-25				RPI 26-50				RPI 51-100				RPI 101+ Team's RPI: 170			
RPI	S	Opponent	Score	RPI	S	Opponent	Score	RPI	S	Opponent	Score	RPI	S	Opponent	Score
19	A	Nebraska	64 87					93	A	Michigan	59 83	123	A	Oregon	90 130
												172	A	Rice	64 77
												183	A	Texas Southern	70 68
												183	H	Texas Southern	71 66
												187	A	Florida A&M	67 74
												224	A	Prairie View	88 74
												224	H	Prairie View	69 59
												224 N		Prairie View	43 72
												244	A	Jackson St.	70 55
												244	H	Jackson St.	69 59
												274	H	Southeastern La.	63 56
												280	A	Alabama St.	63 73
												280	H	Alabama St.	60 44
												302	A	Mississippi Val.	76 67
												302	H	Mississippi Val.	70 65
												309	A	Grambling	74 72
												309	H	Grambling	100 92
												326	A	Alcorn	67 62
												326	H	Alcorn	52 58
												344	A	Alabama A&M	93 82
												344	H	Alabama A&M	81 59
												344 N		Alabama A&M	80 66
												347	A	Ark.-Pine Bluff	84 70
												347	H	Ark.-Pine Bluff	77 68
LAST 12 Division I GAMES:															
				224 N		Prairie View	43 72	344	A	Alabama A&M	93 82				
				344 N		Alabama A&M	80 66	302	H	Mississippi Val.	70 65				
				183	H	Texas Southern	71 66	347	H	Ark.-Pine Bluff	77 68				
				224	H	Prairie View	69 59	244	A	Jackson St.	70 55				
				326	A	Alcorn	67 62	309	A	Grambling	74 72				
				280	A	Alabama St.	63 73	326	H	Alcorn	52 58				

Non-Div I Games: Spring Hill 91 60 Talladega 82 57

Southern U.

■ Loss,
 ■ Non-Conf,
 ■ S Site,
 ■ Home
 ■ A Away
 N Neutral

Average RPI Win:	218	WON-LOST	WINNING	LAST 10	STRENGTH OF	OPP. STRENGTH	TEAM	ADJ.	CONF.	ADJ CONF.
Average RPI Loss:	158	RECORD	PCT. RANK	GAMES	SCHEDULE	OF SCHEDULE	RPI	RPI	RPI	RPI
DIV. I ONLY	16- 15	160	6- 4	250	177	171	171	17	17	
DIV. I NON-CONF.	6- 7	165	0- 0	227	203	168	168	14	14	
TOTALS	RPI 1-25	RPI 26-50	W-L RECORDS	RPI 51-100	RPI 101-150	RPI 150+				
16- 15	0- 0	0- 0	OVERALL	0- 3	3- 7	13- 5				
8- 2	0- 0	0- 0	HOME	0- 0	2- 2	6- 0				
6- 11	0- 0	0- 0	AWAY	0- 3	1- 4	5- 4				
2- 2	0- 0	0- 0	NEUTRAL	0- 0	0- 1	2- 1				
6- 7	0- 0	0- 0	NON-CONFERENCE	0- 3	1- 2	5- 2				
2- 0	0- 0	0- 0	HOME	0- 0	1- 0	1- 0				
3- 6	0- 0	0- 0	AWAY	0- 3	0- 2	3- 1				
1- 1	0- 0	0- 0	NEUTRAL	0- 0	0- 0	1- 1				
10- 8	0- 0	0- 0	CONFERENCE	0- 0	2- 5	8- 3				
6- 2	0- 0	0- 0	HOME	0- 0	1- 2	5- 0				
3- 5	0- 0	0- 0	AWAY	0- 0	1- 2	2- 3				
1- 1	0- 0	0- 0	NEUTRAL	0- 0	0- 1	1- 0				

RPI 1-25				RPI 26-50				RPI 51-100				RPI 101+ Team's RPI: 171			
RPI	S	Opponent	Score	RPI	S	Opponent	Score	RPI	S	Opponent	Score	RPI	S	Opponent	Score
								53	A	San Diego	55 79	101	A	Montana	48 71
								87	A	Idaho	63 68	109	A	Hawaii	59 85
								89	A	Washington	69 72	109	H	Hawaii	54 55
												122	A	Cal Poly	87 92
												122	H	Cal Poly	79 84
												133	A	Sacramento St.	94 99
												136	H	South Dakota	68 64
												147	A	Cal St. Northridge	83 73
												147	H	Cal St. Northridge	76 72
												147	N	Cal St. Northridge	60 78
												159	A	Nevada	86 72
												175	A	UC Davis	68 55
												175	H	UC Davis	79 73
												175	N	UC Davis	74 70
												191	A	Long Beach St.	75 84
												191	H	Long Beach St.	78 58
												223	A	Cal St. Fullerton	58 75
												223	H	Cal St. Fullerton	78 72
												232	A	Loyola Marymount	63 60
												235	N	Appalachian St.	85 77
												268	A	Pepperdine	59 76
												271	A	Denver	78 73
												285	H	New Mexico St.	75 52
												304	A	UC Riverside	75 87
												304	H	UC Riverside	90 78
												317	A	UC Santa Barbara	77 73
LAST 12 Division I GAMES:															
				147	N	Cal St. Northridge	60 78	147	H	Cal St. Northridge	76 72				
				175	N	UC Davis	74 70	109	H	Hawaii	54 55				
				175	A	UC Davis	68 55	304	A	UC Riverside	75 87				
				223	H	Cal St. Fullerton	78 72	175	H	UC Davis	79 73				
				122	A	Cal Poly	87 92	191	H	Long Beach St.	78 58				
				317	A	UC Santa Barbara	77 73	122	H	Cal Poly	79 84				

Non-Div I Games: La Verne 90 53

UC Irvine

■ Loss,
 ■ Non-Conf,
 ■ S Site,
 ■ Home
 ■ A Away
 N Neutral

RPI	S	Opponent	Score
317	H	UC Santa Barbara	77 60
318	N	North Dakota St.	61 64

UC Irvine

U
C
I
r
v
i
n
e

U
C
I
r
v
i
n
e

Average RPI Win:	206	WON-LOST	WINNING	LAST 10	STRENGTH OF	OPP. STRENGTH	TEAM	ADJ.	CONF.	ADJ CONF.
Average RPI Loss:	127	RECORD	PCT. RANK	GAMES	SCHEDULE	OF SCHEDULE	RPI	RPI	RPI	RPI
DIV. I ONLY	12- 17	222	3- 7	97	138	172	172	10	10	
DIV. I NON-CONF.	6- 6	148	0- 0	92	278	137	137	10	10	
TOTALS	RPI 1-25	RPI 26-50	W-L RECORDS	RPI 51-100	RPI 101-150	RPI 150+				
12- 17	0- 2	0- 2	OVERALL	0- 2	1- 4	11- 7				
5- 8	0- 0	0- 1	HOME	0- 1	0- 2	5- 4				
6- 8	0- 2	0- 1	AWAY	0- 1	1- 2	5- 2				
1- 1	0- 0	0- 0	NEUTRAL	0- 0	0- 0	1- 1				
6- 6	0- 1	0- 1	NON-CONFERENCE	0- 0	0- 1	6- 3				
3- 2	0- 0	0- 0	HOME	0- 0	0- 0	3- 2				
2- 4	0- 1	0- 1	AWAY	0- 0	0- 1	2- 1				
1- 0	0- 0	0- 0	NEUTRAL	0- 0	0- 0	1- 0				
6- 11	0- 1	0- 1	CONFERENCE	0- 2	1- 3	5- 4				
2- 6	0- 0	0- 1	HOME	0- 1	0- 2	2- 2				
4- 4	0- 1	0- 0	AWAY	0- 1	1- 1	3- 1				
0- 1	0- 0	0- 0	NEUTRAL	0- 0	0- 0	0- 1				

RPI 1-25				RPI 26-50				RPI 51-100				RPI 101+ Team's RPI: 172			
RPI	S	Opponent	Score	RPI	S	Opponent	Score	RPI	S	Opponent	Score	RPI	S	Opponent	Score
7	A	Baylor	46 79	30	H	Southern Miss.	58 74	59	H	UTEP	57 72	105	H	Tulane	55 62
17	A	Middle Tenn.	54 65	31	A	Michigan St.	68 81	94	A	East Carolina	47 53	106	A	Colorado	58 75
												127	A	Charlotte	53 58
												130	H	Old Dominion	49 85
												143	A	UAB	61 51
												165	A	FIU	59 41
												165	N	FIU	65 85
												170	H	Southern U.	77 64
												183	H	Texas Southern	61 54
												186	H	UTSA	61 63
												192	A	Fla. Atlantic	69 97
												195	H	Texas St.	74 61
												197	A	McNeese St.	54 65
												205	A	Louisiana Tech	61 56
												205	H	Louisiana Tech	82 68
												208	A	Tulsa	75 59
												209	A	Lamar	67 64
												224	A	Prairie View	77 63
												233	H	North Texas	52 66
												236	H	Houston	54 67
												242	H	Sam Houston St.	74 79
												270	H	Marshall	74 68
												293	N	Samford	57 52
LAST 12 Division I GAMES:															
165	N	FIU	65 85	186	H	UTSA	61 63	208	A	Tulsa	75 59	17	A	Middle Tenn.	54 65
143	A	UAB	61 51	59	H	UTEP	57 72	30	H	Southern Miss.	58 74	105	H	Tulane	55 62
233	H	North Texas	52 66	205	A	Louisiana Tech	61 56	127	A	Charlotte	53 58	270	H	Marshall	74 68
205	A	Louisiana Tech	61 56	130	H	Old Dominion	49 85					293	N	Samford	57 52

Non-Div I Games: Incarnate Word 72 57

Rice

Loss, Non-Conf, S Site, H Home A Away N Neutral

Georgetown

Through Games Of March 16, 2014

Average RPI Win:	156	WON-LOST	WINNING	LAST 10	STRENGTH OF	OPP. STRENGTH	TEAM	ADJ.	CONF.	ADJ CONF.
Average RPI Loss:	81	RECORD	PCT. RANK	GAMES	SCHEDULE	OF SCHEDULE	RPI	RPI	RPI	RPI
DIV. I ONLY	10- 21	271	4- 6	35	78	173	173	7	7	
DIV. I NON-CONF.	5- 6	173	0- 0	9	44	79	79	7	7	
TOTALS	RPI 1-25	RPI 26-50	W-L RECORDS	RPI 51-100	RPI 101-150	RPI 150+				
10- 21	0- 4	1- 6	OVERALL	2- 5	2- 4	5- 2				
7- 7	0- 2	1- 2	HOME	2- 2	2- 1	2- 0				
1- 11	0- 1	0- 3	AWAY	0- 3	0- 2	1- 2				
2- 3	0- 1	0- 1	NEUTRAL	0- 0	0- 1	2- 0				
5- 6	0- 1	0- 3	NON-CONFERENCE	2- 1	1- 1	2- 0				
3- 2	0- 1	0- 1	HOME	2- 0	1- 0	0- 0				
1- 2	0- 0	0- 1	AWAY	0- 1	0- 0	1- 0				
1- 2	0- 0	0- 1	NEUTRAL	0- 0	0- 1	1- 0				
5- 15	0- 3	1- 3	CONFERENCE	0- 4	1- 3	3- 2				
4- 5	0- 1	1- 1	HOME	0- 2	1- 1	2- 0				
0- 9	0- 1	0- 2	AWAY	0- 2	0- 2	0- 2				
1- 1	0- 1	0- 0	NEUTRAL	0- 0	0- 0	1- 0				

RPI 1-25				RPI 26-50				RPI 51-100				RPI 101+ Team's RPI: 173			
RPI	S	Opponent	Score	RPI	S	Opponent	Score	RPI	S	Opponent	Score	RPI	S	Opponent	Score
13	H	Penn St.	68 77	27	H	California	52 67	63	A	Florida	65 67	107	N	Western Ky.	55 57
25	A	DePaul	74 91	28	A	St. John's (NY)	63 66	66	A	Creighton	61 75	112	A	Butler	59 67
25	H	DePaul	69 92	28	H	St. John's (NY)	60 57	66	H	Creighton	63 65	112	H	Butler	85 79
25	N	DePaul	54 78	31	N	Michigan St.	54 67	70	H	Princeton	66 64	124	H	Richmond	82 78
				49	A	South Dakota St.	80 86	72	H	George Washington	78 57	138	A	Seton Hall	62 73
				50	A	Villanova	52 65	86	A	Marquette	54 77	138	H	Seton Hall	71 72
				50	H	Villanova	49 59	86	H	Marquette	80 82	182	N	Nicholls St.	67 55
												202	A	Yale	66 65
												247	A	Providence	61 70
												247	H	Providence	71 65
												260	A	Xavier	68 85
												260	H	Xavier	66 58
												260	N	Xavier	56 37
LAST 12 Division I GAMES:															
		25	N	DePaul	54	78				112	A	Butler	59	67	
		260	N	Xavier	56	37				138	H	Seton Hall	71	72	
		25	A	DePaul	74	91				260	H	Xavier	66	58	
		247	H	Providence	71	65				66	A	Creighton	61	75	
		50	A	Villanova	52	65				86	A	Marquette	54	77	
		28	H	St. John's (NY)	60	57				50	H	Villanova	49	59	

Non-Div I Games: Alas. Anchorage 92 78

Georgetown

Loss, Non-Conf, S Site, H Home A Away N Neutral

Average RPI Win:	247	WON-LOST	WINNING	LAST 10	STRENGTH OF	OPP. STRENGTH	TEAM	ADJ.	CONF.	ADJ CONF.
Average RPI Loss:	178	RECORD	PCT. RANK	GAMES	SCHEDULE	OF SCHEDULE	RPI	RPI	RPI	RPI
DIV. I ONLY	21- 11	84	8- 2	300	272	174	174	28	28	
DIV. I NON-CONF.	4- 7	229	0- 0	281	164	303	303	27	27	
TOTALS	RPI 1-25	RPI 26-50	W-L RECORDS	RPI 51-100	RPI 101-150	RPI 150+				
21- 11	0- 0	0- 0	OVERALL	0- 2	0- 1	21- 8				
16- 4	0- 0	0- 0	HOME	0- 1	0- 0	16- 3				
5- 7	0- 0	0- 0	AWAY	0- 1	0- 1	5- 5				
0- 0	0- 0	0- 0	NEUTRAL	0- 0	0- 0	0- 0				
4- 7	0- 0	0- 0	NON-CONFERENCE	0- 2	0- 1	4- 4				
4- 4	0- 0	0- 0	HOME	0- 1	0- 0	4- 3				
0- 3	0- 0	0- 0	AWAY	0- 1	0- 1	0- 1				
0- 0	0- 0	0- 0	NEUTRAL	0- 0	0- 0	0- 0				
17- 4	0- 0	0- 0	CONFERENCE	0- 0	0- 0	17- 4				
12- 0	0- 0	0- 0	HOME	0- 0	0- 0	12- 0				
5- 4	0- 0	0- 0	AWAY	0- 0	0- 0	5- 4				
0- 0	0- 0	0- 0	NEUTRAL	0- 0	0- 0	0- 0				

RPI 1-25				RPI 26-50				RPI 51-100				RPI 101+ Team's RPI: 174			
RPI	S	Opponent	Score	RPI	S	Opponent	Score	RPI	S	Opponent	Score	RPI	S	Opponent	Score
								79	A	Duquesne	63 79	116	A	Virginia Tech	64 70
								87	H	Winthrop	53 62	153	H	Northern Ky.	62 71
												155	H	Coppin St.	85 60
												163	A	St. Francis Brooklyn	82 93
												163	H	St. Francis Brooklyn	101 95
												168	A	Mt. St. Mary's	67 60
												168	H	Mt. St. Mary's	71 65
												179	H	Hofstra	63 65
												189	A	Saint Francis (PA)	73 78
												189	H	Saint Francis (PA)	83 69
												189	H	Saint Francis (PA)	78 64
												213	H	Colgate	61 68
												214	H	Cornell	76 63
												218	A	Bryant	73 62
												218	H	Bryant	84 73
												218	H	Bryant	72 67
												238	A	Sacred Heart	57 71
												238	H	Sacred Heart	90 66
												262	A	Niagara	70 81
												270	H	Marshall	67 48
												277	A	Wagner	51 67
												277	H	Wagner	74 63
												290	A	Central Conn. St.	61 59
												290	H	Central Conn. St.	66 49
												300	A	LIU Brooklyn	66 52
												300	H	LIU Brooklyn	79 43
			</												

LAST 12 Division I GAMES:

189	H	Saint Francis (PA)	78	64	218	A	Bryant	73	62
218	H	Bryant	72	67	300	H	LIU Brooklyn	79	43
300	H	LIU Brooklyn	65	49	290	H	Central Conn. St.	66	49
168	H	Mt. St. Mary's	71	65	238	H	Sacred Heart	90	66
189	A	Saint Francis (PA)	73	78	163	H	St. Francis Brooklyn	101	95
163	A	St. Francis Brooklyn	82	93	277	A	Wagner	51	67

Non-Div I Games:

Robert Morris

■ Loss,
 ■ Non-Conf,
 ■ S Site,
 ■ H Home
 ■ A Away
 N Neutral

RPI	S	Opponent	Score	
300	H	LIU Brooklyn	65	49
341	H	UMBC	51	39
342	A	Fairleigh Dickinson	67	58
342	H	Fairleigh Dickinson	66	51

R
o
b
e
r
t
M
o
r
r
i
s

R
o
b
e
r
t
M
o
r
r
i
s

Robert Morris

Average RPI Win: 228	WON-LOST	WINNING	LAST 10	STRENGTH OF	OPP. STRENGTH	TEAM	ADJ.	CONF.	ADJ CONF.
Average RPI Loss: 122	RECORD	PCT. RANK	GAMES	SCHEDULE	OF SCHEDULE	RPI	RPI	RPI	RPI
DIV. I ONLY	14- 16	185	5- 5	150	143	175	175	17	17
DIV. I NON-CONF.	4- 8	242	0- 0	39	45	156	156	14	14
TOTALS	RPI 1-25	RPI 26-50	W-L RECORDS	RPI 51-100	RPI 101-150	RPI 150+			
14- 16	0- 2	0- 2	OVERALL	1- 1	3- 4	10- 7			
6- 6	0- 0	0- 1	HOME	0- 0	1- 3	5- 2			
6- 8	0- 2	0- 1	AWAY	0- 1	2- 1	4- 3			
2- 2	0- 0	0- 0	NEUTRAL	1- 0	0- 0	1- 2			
4- 8	0- 2	0- 2	NON-CONFERENCE	1- 1	0- 1	3- 2			
2- 2	0- 0	0- 1	HOME	0- 0	0- 1	2- 0			
1- 5	0- 2	0- 1	AWAY	0- 1	0- 0	1- 1			
1- 1	0- 0	0- 0	NEUTRAL	1- 0	0- 0	0- 1			
10- 8	0- 0	0- 0	CONFERENCE	0- 0	3- 3	7- 5			
4- 4	0- 0	0- 0	HOME	0- 0	1- 2	3- 2			
5- 3	0- 0	0- 0	AWAY	0- 0	2- 1	3- 2			
1- 1	0- 0	0- 0	NEUTRAL	0- 0	0- 0	1- 1			

RPI 1-25				RPI 26-50				RPI 51-100				RPI 101+ Team's RPI: 175			
RPI	S	Opponent	Score	RPI	S	Opponent	Score	RPI	S	Opponent	Score	RPI	S	Opponent	Score
2	A	UConn	37 97	34	H	Southern California	55 64	76	N	Akron	71 58	109	A	Hawaii	50 64
3	A	Stanford	48 66	48	A	St. Mary's (CA)	71 88	78	A	Pacific	78 86	109	H	Hawaii	56 52
												122	A	Cal Poly	77 69
												122	H	Cal Poly	72 81
												133	H	Sacramento St.	78 84
												147	A	Cal St. Northridge	82 74
												147	H	Cal St. Northridge	52 56
												171	A	UC Irvine	73 79
												171	H	UC Irvine	55 68
												171	N	UC Irvine	70 74
												177	N	San Francisco	67 69
												179	A	Hofstra	57 76
												191	A	Long Beach St.	62 65
												191	H	Long Beach St.	63 60
												223	A	Cal St. Fullerton	69 67
												223	H	Cal St. Fullerton	62 65
												246	A	Santa Clara	75 70
												251	H	Houston Baptist	63 58
												265	H	San Jose St.	95 61
												304	A	UC Riverside	77 67
												304	H	UC Riverside	78 52
												317	A	UC Santa Barbara	65 47
												317	H	UC Santa Barbara	82 70
												317	N	UC Santa Barbara	58 57
LAST 12 Division I GAMES:															
				171	N	UC Irvine	70 74					109	H	Hawaii	56 52
				317	N	UC Santa Barbara	58 57					191	A	Long Beach St.	62 65
				171	H	UC Irvine	55 68					223	H	Cal St. Fullerton	62 65
				304	H	UC Riverside	78 52					171	A	UC Irvine	73 79
				317	A	UC Santa Barbara	65 47					147	A	Cal St. Northridge	82 74
				122	A	Cal Poly	77 69					317	H	UC Santa Barbara	82 70

Non-Div I Games: Simpson (CA) 78 46

UC Davis

■ Loss,
 ■ Non-Conf,
 ■ S Site,
 ■ Home
 ■ A Away
 N Neutral

Idaho St.

Through Games Of March 16, 2014

Average RPI Win:	214	WON-LOST	WINNING	LAST 10	STRENGTH OF	OPP. STRENGTH	TEAM	ADJ.	CONF.	ADJ CONF.
Average RPI Loss:	140	RECORD	PCT. RANK	GAMES	SCHEDULE	OF SCHEDULE	RPI	RPI	RPI	RPI
DIV. I ONLY	12- 17	222	5- 5	123	188	176	176	14	14	
DIV. I NON-CONF.	0- 7	338	0- 0	66	223	312	312	17	17	
TOTALS	RPI 1-25	RPI 26-50	W-L RECORDS	RPI 51-100	RPI 101-150	RPI 150+				
12- 17	0- 1	0- 1	OVERALL	1- 4	1- 4	10- 7				
6- 4	0- 0	0- 0	HOME	0- 2	1- 1	5- 1				
5- 13	0- 1	0- 1	AWAY	1- 2	0- 3	4- 6				
1- 0	0- 0	0- 0	NEUTRAL	0- 0	0- 0	1- 0				
0- 7	0- 1	0- 1	NON-CONFERENCE	0- 0	0- 1	0- 4				
0- 0	0- 0	0- 0	HOME	0- 0	0- 0	0- 0				
0- 7	0- 1	0- 1	AWAY	0- 0	0- 1	0- 4				
0- 0	0- 0	0- 0	NEUTRAL	0- 0	0- 0	0- 0				
12- 10	0- 0	0- 0	CONFERENCE	1- 4	1- 3	10- 3				
6- 4	0- 0	0- 0	HOME	0- 2	1- 1	5- 1				
5- 6	0- 0	0- 0	AWAY	1- 2	0- 2	4- 2				
1- 0	0- 0	0- 0	NEUTRAL	0- 0	0- 0	1- 0				

RPI 1-25				RPI 26-50				RPI 51-100				RPI 101+ Team's RPI: 176			
RPI	S	Opponent	Score	RPI	S	Opponent	Score	RPI	S	Opponent	Score	RPI	S	Opponent	Score
23	A	Iowa	47 95	29	A	Oklahoma St.	45 74	80	A	North Dakota	59 64	101	A	Montana	48 67
								80	A	North Dakota	53 78	101	H	Montana	67 76
								80	H	North Dakota	47 48	121	A	Ill.-Chicago	62 70
								98	A	Southern Utah	69 65	133	A	Sacramento St.	53 56
								98	H	Southern Utah	66 70	133	H	Sacramento St.	62 53
												151	A	Eastern Wash.	55 67
												151	H	Eastern Wash.	86 62
												151	N	Eastern Wash.	70 65
												161	A	Utah St.	66 78
												167	A	Drake	59 78
												190	A	Boise St.	70 72
												194	A	Montana St.	74 63
												194	H	Montana St.	75 65
												220	A	Northern Colo.	79 71
												220	H	Northern Colo.	55 62
												272	A	Portland St.	76 64
												272	H	Portland St.	79 64
												289	A	Northern Ariz.	72 65
												289	H	Northern Ariz.	82 72
												310	A	Weber St.	71 84
												310	H	Weber St.	60 58
												338	A	Utah Valley	56 59
LAST 12 Division I GAMES:															
				80	A	North Dakota	53 78	101	H	Montana	67 76				
				151	N	Eastern Wash.	70 65	194	H	Montana St.	75 65				
				272	H	Portland St.	79 64	310	A	Weber St.	71 84				
				151	H	Eastern Wash.	86 62	98	H	Southern Utah	66 70				
				133	A	Sacramento St.	53 56	80	A	North Dakota	59 64				
				289	A	Northern Ariz.	72 65	220	A	Northern Colo.	79 71				

Non-Div I Games: Black Hills St. 60 41 Carroll (MT) 61 48

Idaho St.

Loss, Non-Conf, S Site, H Home A Away N Neutral

San Francisco

Through Games Of March 16, 2014

Average RPI Win:	202	WON-LOST	WINNING	LAST 10	STRENGTH OF	OPP. STRENGTH	TEAM	ADJ.	CONF.	ADJ CONF.
Average RPI Loss:	112	RECORD	PCT. RANK	GAMES	SCHEDULE	OF SCHEDULE	RPI	RPI	RPI	RPI
DIV. I ONLY	12- 19	238	4- 6	95	106	177	177	8	8	
DIV. I NON-CONF.	5- 6	173	0- 0	177	289	183	183	8	8	
TOTALS	RPI 1-25	RPI 26-50	W-L RECORDS	RPI 51-100	RPI 101-150	RPI 150+				
12- 19	0- 3	0- 5	OVERALL	2- 3	1- 2	9- 6				
4- 9	0- 1	0- 2	HOME	1- 1	0- 1	3- 4				
6- 9	0- 1	0- 3	AWAY	1- 2	1- 1	4- 2				
2- 1	0- 1	0- 0	NEUTRAL	0- 0	0- 0	2- 0				
5- 6	0- 0	0- 1	NON-CONFERENCE	1- 0	0- 1	4- 4				
1- 3	0- 0	0- 0	HOME	0- 0	0- 0	1- 3				
3- 3	0- 0	0- 1	AWAY	1- 0	0- 1	2- 1				
1- 0	0- 0	0- 0	NEUTRAL	0- 0	0- 0	1- 0				
7- 13	0- 3	0- 4	CONFERENCE	1- 3	1- 1	5- 2				
3- 6	0- 1	0- 2	HOME	1- 1	0- 1	2- 1				
3- 6	0- 1	0- 2	AWAY	0- 2	1- 0	2- 1				
1- 1	0- 1	0- 0	NEUTRAL	0- 0	0- 0	1- 0				

RPI 1-25				RPI 26-50				RPI 51-100				RPI 101+ Team's RPI: 177			
RPI	S	Opponent	Score	RPI	S	Opponent	Score	RPI	S	Opponent	Score	RPI	S	Opponent	Score
11	A	Gonzaga	66 101	37	A	Fordham	66 80	53	A	San Diego	58 76	122	A	Cal Poly	65 76
11	H	Gonzaga	40 68	38	A	BYU	47 81	53	H	San Diego	78 74	142	A	Portland	74 73
11	N	Gonzaga	68 81	38	H	BYU	66 73	78	A	Pacific	65 83	142	H	Portland	72 82
				48	A	St. Mary's (CA)	64 83	78	H	Pacific	67 80	160	H	Bakersfield	70 85
				48	H	St. Mary's (CA)	67 86	97	A	Fresno St.	76 47	175	N	UC Davis	69 67
												190	A	Boise St.	76 70
												191	H	Long Beach St.	82 85
												232	A	Loyola Marymount	80 76
												232	H	Loyola Marymount	80 79
												232	N	Loyola Marymount	63 62
												234	H	UNLV	62 61
												246	A	Santa Clara	72 81
												246	H	Santa Clara	73 74
												265	A	San Jose St.	79 98
												268	A	Pepperdine	77 61
												268	H	Pepperdine	75 61
												305	A	Columbia	83 69
												308	H	UMKC	62 70
LAST 12 Division I GAMES:															
		11 N Gonzaga	68 81			246 H Santa Clara	73 74								
		232 N Loyola Marymount	63 62			38 H BYU	66 73								
		232 H Loyola Marymount	80 79			53 H San Diego	78 74								
		268 H Pepperdine	75 61			11 A Gonzaga	66 101								
		78 A Pacific	65 83			142 A Portland	74 73								
		48 A St. Mary's (CA)	64 83			53 A San Diego	58 76								

Non-Div I Games:

San Francisco

■ Loss,
 ■ Non-Conf,
 ■ S Site,
 ■ Home
 ■ A Away
 N Neutral

Average RPI Win:	239	WON-LOST	WINNING	LAST 10	STRENGTH OF	OPP. STRENGTH	TEAM	ADJ.	CONF.	ADJ CONF.
Average RPI Loss:	166	RECORD	PCT. RANK	GAMES	SCHEDULE	OF SCHEDULE	RPI	RPI	RPI	RPI
DIV. I ONLY	16- 12	120	8- 2	278	237	178	178	25	25	
DIV. I NON-CONF.	4- 6	211	0- 0	289	120	250	250	23	23	
TOTALS	RPI 1-25	RPI 26-50	W-L RECORDS	RPI 51-100	RPI 101-150	RPI 150+				
16- 12	0- 1	0- 0	OVERALL	0- 3	1- 2	15- 6				
8- 3	0- 0	0- 0	HOME	0- 2	1- 0	7- 1				
6- 7	0- 1	0- 0	AWAY	0- 1	0- 1	6- 4				
2- 2	0- 0	0- 0	NEUTRAL	0- 0	0- 1	2- 1				
4- 6	0- 1	0- 0	NON-CONFERENCE	0- 3	0- 0	4- 2				
2- 2	0- 0	0- 0	HOME	0- 2	0- 0	2- 0				
1- 3	0- 1	0- 0	AWAY	0- 1	0- 0	1- 1				
1- 1	0- 0	0- 0	NEUTRAL	0- 0	0- 0	1- 1				
12- 6	0- 0	0- 0	CONFERENCE	0- 0	1- 2	11- 4				
6- 1	0- 0	0- 0	HOME	0- 0	1- 0	5- 1				
5- 4	0- 0	0- 0	AWAY	0- 0	0- 1	5- 3				
1- 1	0- 0	0- 0	NEUTRAL	0- 0	0- 1	1- 0				

RPI 1-25				RPI 26-50				RPI 51-100				RPI 101+ Team's RPI: 178			
RPI	S	Opponent	Score	RPI	S	Opponent	Score	RPI	S	Opponent	Score	RPI	S	Opponent	Score
15	A	LSU	58 86					60	H	Stetson	77 84	141	A	Northwestern St.	54 66
								90	A	TCU	52 60	141	H	Northwestern St.	68 51
								99	H	SMU	69 81	141	N	Northwestern St.	44 62
												182	H	Nicholls St.	74 75
												197	H	McNeese St.	69 49
												197	N	McNeese St.	80 54
												203	A	A&M-Corpus Christi	58 51
												209	A	Lamar	73 75
												209	H	Lamar	64 43
												215	A	Central Ark.	42 65
												215	H	Central Ark.	61 41
												224	N	Prairie View	76 70
												242	A	Sam Houston St.	58 52
												242	H	Sam Houston St.	89 59
												251	A	Houston Baptist	71 60
												256	A	Arizona	60 56
												259	A	Oral Roberts	55 64
												259	H	Oral Roberts	72 52
												261	H	Georgia St.	66 60
												274	A	Southeastern La.	92 79
												279	A	La.-Monroe	83 85
												300	N	Kent St.	52 54
												309	H	Grambling	92 55
												345	A	New Orleans	68 36
LAST 12 Division I GAMES:															
				141	N	Northwestern St.	44 62	141	H	Northwestern St.	68 51				
				197	N	McNeese St.	80 54	242	A	Sam Houston St.	58 52				
				215	H	Central Ark.	61 41	209	A	Lamar	73 75				
				259	H	Oral Roberts	72 52	197	H	McNeese St.	69 49				
				274	A	Southeastern La.	92 79	182	H	Nicholls St.	74 75				
				345	A	New Orleans	68 36	215	A	Central Ark.	42 65				

Non-Div I Games: Henderson St. 72 56 Abilene Christian 80 59 Incarnate Word 79 59 Tex. A&M-Commerce 101 59

Stephen F. Austin

Loss, Non-Conf, S Site, H Home A Away N Neutral

Hofstra

Through Games Of March 16, 2014

Average RPI Win:	200	WON-LOST	WINNING	LAST 10	STRENGTH OF	OPP. STRENGTH	TEAM	ADJ.	CONF.	ADJ CONF.
Average RPI Loss:	128	RECORD	PCT. RANK	GAMES	SCHEDULE	OF SCHEDULE	RPI	RPI	RPI	RPI
DIV. I ONLY	13- 15	192	5- 5	129	127	179	179	13	13	
DIV. I NON-CONF.	5- 6	173	1- 0	55	157	152	152	12	12	
TOTALS	RPI 1-25	RPI 26-50	W-L RECORDS	RPI 51-100	RPI 101-150	RPI 150+				
13- 15	0- 1	1- 2	OVERALL	0- 1	3- 8	9- 3				
8- 6	0- 0	1- 1	HOME	0- 0	2- 4	5- 1				
5- 8	0- 1	0- 1	AWAY	0- 1	1- 3	4- 2				
0- 1	0- 0	0- 0	NEUTRAL	0- 0	0- 1	0- 0				
5- 6	0- 1	1- 0	NON-CONFERENCE	0- 1	1- 3	3- 1				
4- 2	0- 0	1- 0	HOME	0- 0	1- 2	2- 0				
1- 4	0- 1	0- 0	AWAY	0- 1	0- 1	1- 1				
0- 0	0- 0	0- 0	NEUTRAL	0- 0	0- 0	0- 0				
8- 9	0- 0	0- 2	CONFERENCE	0- 0	2- 5	6- 2				
4- 4	0- 0	0- 1	HOME	0- 0	1- 2	3- 1				
4- 4	0- 0	0- 1	AWAY	0- 0	1- 2	3- 1				
0- 1	0- 0	0- 0	NEUTRAL	0- 0	0- 1	0- 0				

RPI 1-25				RPI 26-50				RPI 51-100				RPI 101+ Team's RPI: 179			
RPI	S	Opponent	Score	RPI	S	Opponent	Score	RPI	S	Opponent	Score	RPI	S	Opponent	Score
22	A	Saint Joseph's	60 73	37	H	Fordham	77 64	82	A	Harvard	41 60	103	H	Albany (NY)	60 56
				45	A	James Madison	47 78					108	A	Northwestern	57 74
				45	H	James Madison	50 77					116	H	Virginia Tech	72 77
												117	A	Drexel	68 66
												117	H	Drexel	60 58
												117	N	Drexel	55 60
												118	A	Delaware	66 71
												118	H	Delaware	50 55
												129	H	Boston College	63 80
												145	A	Col. of Charleston	74 87
												145	H	Col. of Charleston	59 62
												174	A	Robert Morris	65 63
												175	H	UC Davis	76 57
												200	A	Northeastern	65 55
												200	H	Northeastern	63 58
												221	A	Towson	63 65
												221	H	Towson	56 62
												284	A	William & Mary	80 77
												284	H	William & Mary	66 56
												288	A	UNC Wilmington	64 55
												288	H	UNC Wilmington	55 43
												290	A	Central Conn. St.	62 64
												330	H	NJIT	77 68
LAST 12 Division I GAMES:															
				117	N	Drexel	55 60	200	H	Northeastern	63 58				
				330	H	NJIT	77 68	145	A	Col. of Charleston	74 87				
				284	A	William & Mary	80 77	284	H	William & Mary	66 56				
				117	H	Drexel	60 58	221	A	Towson	63 65				
				118	H	Delaware	50 55	117	A	Drexel	68 66				
				45	A	James Madison	47 78	288	H	UNC Wilmington	55 43				

Non-Div I Games: Concordia (NY) 101 38

Hofstra

■ Loss,
 ■ Non-Conf, S Site,
 ■ Home
 ■ Away
 N Neutral

Average RPI Win:	194	WON-LOST	WINNING	LAST 10	STRENGTH OF	OPP. STRENGTH	TEAM	ADJ.	CONF.	ADJ CONF.
Average RPI Loss:	61	RECORD	PCT. RANK	GAMES	SCHEDULE	OF SCHEDULE	RPI	RPI	RPI	RPI
DIV. I ONLY	9- 21	279	0- 10	37	62	180	180	3	3	
DIV. I NON-CONF.	7- 6	142	0- 0	165	148	166	166	4	4	
TOTALS	RPI 1-25	RPI 26-50	W-L RECORDS	RPI 51-100	RPI 101-150	RPI 150+				
9- 21	0- 8	1- 5	OVERALL	1- 5	3- 2	4- 1				
6- 8	0- 4	0- 1	HOME	1- 2	1- 1	4- 0				
2- 10	0- 2	1- 3	AWAY	0- 3	1- 1	0- 1				
1- 3	0- 2	0- 1	NEUTRAL	0- 0	1- 0	0- 0				
7- 6	0- 1	0- 3	NON-CONFERENCE	1- 0	2- 1	4- 1				
6- 0	0- 0	0- 0	HOME	1- 0	1- 0	4- 0				
0- 4	0- 0	0- 2	AWAY	0- 0	0- 1	0- 1				
1- 2	0- 1	0- 1	NEUTRAL	0- 0	1- 0	0- 0				
2- 15	0- 7	1- 2	CONFERENCE	0- 5	1- 1	0- 0				
0- 8	0- 4	0- 1	HOME	0- 2	0- 1	0- 0				
2- 6	0- 2	1- 1	AWAY	0- 3	1- 0	0- 0				
0- 1	0- 1	0- 0	NEUTRAL	0- 0	0- 0	0- 0				

RPI	S	Opponent	Score	RPI	S	Opponent	Score	RPI	S	Opponent	Score	RPI	S	Opponent	Score	Team's RPI: 180
9	H	Purdue	68 80	31	A	Michigan St.	61 51	52	A	Ohio St.	64 90	106	A	Colorado	56 79	
13	H	Penn St.	76 82	31	H	Michigan St.	53 69	75	H	UT Martin	77 62	108	A	Northwestern	76 74	
19	A	Nebraska	65 72	33	N	Arizona St.	60 84	84	A	Indiana	61 79	114	N	Arkansas St.	70 54	
19	H	Nebraska	56 75	36	A	Georgia Tech	69 93	84	H	Indiana	58 77	138	H	Seton Hall	71 70	
21	N	North Carolina	51 87	46	A	Minnesota	61 66	93	A	Michigan	60 69	140	H	Wisconsin	64 76	
23	A	Iowa	55 69	47	A	Georgia	60 82	93	H	Michigan	63 70	283	A	Bradley	92 98	
23	H	Iowa	56 81									302	H	Mississippi Val.	93 70	
23	N	Iowa	62 81									320	H	Valparaiso	87 59	
												326	H	Alcorn	112 28	
												335	H	Southern Ill.	78 43	
LAST 12 Division I GAMES:																
23	N	Iowa	62 81	46	A	Minnesota	61 66									
23	H	Iowa	56 81	31	H	Michigan St.	53 69									
19	A	Nebraska	65 72	84	H	Indiana	58 77									
84	A	Indiana	61 79	52	A	Ohio St.	64 90									
93	H	Michigan	63 70	9	H	Purdue	68 80									
23	A	Iowa	55 69	31	A	Michigan St.	61 51									

Non-Div I Games:

Illinois

■ Loss,
■ Non-Conf,
■ S Site,
■ H Home
■ A Away
N Neutral

Average RPI Win:	211	WON-LOST	WINNING	LAST 10	STRENGTH OF	OPP. STRENGTH	TEAM	ADJ.	CONF.	ADJ CONF.
Average RPI Loss:	81	RECORD	PCT. RANK	GAMES	SCHEDULE	OF SCHEDULE	RPI	RPI	RPI	RPI
DIV. I ONLY	13- 18	216	2- 8	103	75	181	181	6	6	
DIV. I NON-CONF.	7- 5	120	0- 0	185	232	170	170	6	6	
<hr/>										
TOTALS	RPI 1-25	RPI 26-50	W-L RECORDS	RPI 51-100	RPI 101-150	RPI 150+				
13- 18	0- 6	0- 1	OVERALL	2- 5	2- 4	9- 2				
9- 6	0- 2	0- 0	HOME	1- 2	2- 1	6- 1				
4- 8	0- 2	0- 0	AWAY	1- 3	0- 3	3- 0				
0- 4	0- 2	0- 1	NEUTRAL	0- 0	0- 0	0- 1				
7- 5	0- 2	0- 1	NON-CONFERENCE	1- 0	1- 1	5- 1				
5- 1	0- 0	0- 0	HOME	0- 0	1- 0	4- 1				
2- 1	0- 0	0- 0	AWAY	1- 0	0- 1	1- 0				
0- 3	0- 2	0- 1	NEUTRAL	0- 0	0- 0	0- 0				
6- 13	0- 4	0- 0	CONFERENCE	1- 5	1- 3	4- 1				
4- 5	0- 2	0- 0	HOME	1- 2	1- 1	2- 0				
2- 7	0- 2	0- 0	AWAY	0- 3	0- 2	2- 0				
0- 1	0- 0	0- 0	NEUTRAL	0- 0	0- 0	0- 1				

RPI 1-25				RPI 26-50				RPI 51-100				RPI 101+ Team's RPI: 181			
RPI	S	Opponent	Score	RPI	S	Opponent	Score	RPI	S	Opponent	Score	RPI	S	Opponent	Score
2	A	UConn	49 83	26	N	Syracuse	58 77	51	A	Rutgers	48 66	102	A	Temple	51 64
2	H	UConn	49 90					51	H	Rutgers	74 73	102	H	Temple	56 63
8	A	Louisville	61 88					57	A	South Fla.	68 91	134	A	Cincinnati	49 65
8	H	Louisville	66 82					57	H	South Fla.	58 71	134	H	Cincinnati	53 47
14	N	Texas A&M	59 69					91	A	Wright St.	83 75	139	A	UALR	63 68
24	N	Texas	36 65					99	A	SMU	75 80	143	H	UAB	73 72
								99	H	SMU	74 78	212	A	UCF	88 52
												212	H	UCF	62 53
												236	A	Houston	55 45
												236	H	Houston	48 40
												236	N	Houston	67 73
												244	H	Jackson St.	77 64
												252	A	Tennessee Tech	78 76
												287	H	East Tenn. St.	77 74
												293	H	Samford	60 62
												302	H	Mississippi Val.	62 51
												347	H	Ark.-Pine Bluff	91 45
<hr/>															
LAST 12 Division I GAMES:															
236	N	Houston	67 73	134	A	Cincinnati	49 65								
134	H	Cincinnati	53 47	102	A	Temple	51 64								
236	A	Houston	55 45	57	H	South Fla.	58 71								
57	A	South Fla.	68 91	51	A	Rutgers	48 66								
99	H	SMU	74 78	212	H	UCF	62 53								
8	H	Louisville	66 82	8	A	Louisville	61 88								

Non-Div I Games:

Memphis

■ Loss,
■ Non-Conf, S Site,
■ Home
■ Away
N Neutral

Average RPI Win:	244	WON-LOST	WINNING	LAST 10	STRENGTH OF	OPP. STRENGTH	TEAM	ADJ.	CONF.	ADJ CONF.
Average RPI Loss:	158	RECORD	PCT. RANK	GAMES	SCHEDULE	OF SCHEDULE	RPI	RPI	RPI	RPI
DIV. I ONLY	15- 13	145	4- 4	280	209	182	182	25	25	
DIV. I NON-CONF.	4- 6	211	0- 0	101	78	158	158	23	23	
TOTALS	RPI 1-25	RPI 26-50	W-L RECORDS	RPI 51-100	RPI 101-150	RPI 150+				
15- 13	0- 2	0- 1	OVERALL	0- 1	0- 2	15- 7				
8- 1	0- 0	0- 0	HOME	0- 0	0- 0	8- 1				
5- 9	0- 2	0- 1	AWAY	0- 1	0- 1	5- 4				
2- 3	0- 0	0- 0	NEUTRAL	0- 0	0- 1	2- 2				
4- 6	0- 2	0- 1	NON-CONFERENCE	0- 1	0- 0	4- 2				
2- 0	0- 0	0- 0	HOME	0- 0	0- 0	2- 0				
1- 4	0- 2	0- 1	AWAY	0- 1	0- 0	1- 0				
1- 2	0- 0	0- 0	NEUTRAL	0- 0	0- 0	1- 2				
11- 7	0- 0	0- 0	CONFERENCE	0- 0	0- 2	11- 5				
6- 1	0- 0	0- 0	HOME	0- 0	0- 0	6- 1				
4- 5	0- 0	0- 0	AWAY	0- 0	0- 1	4- 4				
1- 1	0- 0	0- 0	NEUTRAL	0- 0	0- 1	1- 0				

RPI S	Opponent	Score	RPI S	Opponent	Score	RPI S	Opponent	Score	RPI S	Opponent	Score	Team's RPI: 182
7	A Baylor	58 111	30	A Southern Miss.	66 84	60	A Stetson	65 74	141	A Northwestern St.	60 76	
14	A Texas A&M	39 73							141	N Northwestern St.	65 69	
									173	N Georgetown	55 67	
									178	A Stephen F. Austin	75 74	
									183	H Texas Southern	79 70	
									197	A McNeese St.	71 63	
									197	H McNeese St.	76 66	
									203	A A&M-Corpus Christi	55 59	
									203	H A&M-Corpus Christi	67 60	
									205	H Louisiana Tech	80 78	
									209	A Lamar	68 82	
									215	H Central Ark.	69 60	
									239	N Bethune-Cookman	73 56	
									242	A Sam Houston St.	50 51	
									251	A Houston Baptist	73 69	
									251	H Houston Baptist	61 66	
									259	H Oral Roberts	71 60	
									259	N Oral Roberts	77 66	
									274	A Southeastern La.	66 68	
									274	H Southeastern La.	84 55	
									304	N UC Riverside	64 74	
									316	A South Ala.	68 60	
									345	A New Orleans	63 45	
									345	H New Orleans	89 40	
LAST 12 Division I GAMES:												
141	N	Northwestern St.	65	69	345	A	New Orleans	63	45			
259	N	Oral Roberts	77	66	141	A	Northwestern St.	60	76			
203	A	A&M-Corpus Christi	55	59	178	A	Stephen F. Austin	75	74			
251	A	Houston Baptist	73	69	215	H	Central Ark.	69	60			
197	H	McNeese St.	76	66	259	H	Oral Roberts	71	60			
274	A	Southeastern La.	66	68	197	A	McNeese St.	71	63			

Non-Div I Games: Abilene Christian 62 78 Incarnate Word 76 64 Southern-N.O. 91 58

Nicholls St.

Loss, Non-Conf, S Site, H Home A Away N Neutral

Average RPI Win:	284	WON-LOST	WINNING	LAST 10	STRENGTH OF	OPP. STRENGTH	TEAM	ADJ.	CONF.	ADJ CONF.
Average RPI Loss:	170	RECORD	PCT. RANK	GAMES	SCHEDULE	OF SCHEDULE	RPI	RPI	RPI	RPI
DIV. I ONLY	20- 12	98	7- 3	302	347	183	183	32	32	
DIV. I NON-CONF.	3- 8	269	0- 0	113	246	231	231	32	32	
TOTALS	RPI 1-25	RPI 26-50	W-L RECORDS	RPI 51-100	RPI 101-150	RPI 150+				
20- 12	0- 1	0- 0	OVERALL	0- 1	0- 2	20- 8				
9- 3	0- 0	0- 0	HOME	0- 0	0- 0	9- 3				
9- 6	0- 0	0- 0	AWAY	0- 1	0- 1	9- 4				
2- 3	0- 1	0- 0	NEUTRAL	0- 0	0- 1	2- 1				
3- 8	0- 1	0- 0	NON-CONFERENCE	0- 1	0- 2	3- 4				
2- 1	0- 0	0- 0	HOME	0- 0	0- 0	2- 1				
1- 5	0- 0	0- 0	AWAY	0- 1	0- 1	1- 3				
0- 2	0- 1	0- 0	NEUTRAL	0- 0	0- 1	0- 0				
17- 4	0- 0	0- 0	CONFERENCE	0- 0	0- 0	17- 4				
7- 2	0- 0	0- 0	HOME	0- 0	0- 0	7- 2				
8- 1	0- 0	0- 0	AWAY	0- 0	0- 0	8- 1				
2- 1	0- 0	0- 0	NEUTRAL	0- 0	0- 0	2- 1				

RPI S	Opponent	Score	RPI S	Opponent	Score	RPI S	Opponent	Score	RPI S	Opponent	Score	Team's RPI: 183
20 N	Maryland	59 100				59 A	UTEP	61 87	121 N	Ill.-Chicago	66 70	
									128 A	Kansas	78 105	
									170 A	Southern U.	66 71	
									170 H	Southern U.	68 70	
									172 A	Rice	54 61	
									182 A	Nicholls St.	70 79	
									197 H	McNeese St.	71 55	
									203 H	A&M-Corpus Christi	69 71	
									208 A	Tulsa	88 80	
									224 A	Prairie View	74 70	
									224 H	Prairie View	63 59	
									224 N	Prairie View	58 63	
									244 A	Jackson St.	73 48	
									244 H	Jackson St.	61 54	
									244 N	Jackson St.	79 77	
									251 H	Houston Baptist	82 70	
									280 A	Alabama St.	83 74	
									280 H	Alabama St.	57 65	
									302 A	Mississippi Val.	66 56	
									302 H	Mississippi Val.	65 55	
									308 A	UMKC	79 80	
									309 A	Grambling	77 63	
									309 H	Grambling	84 76	
									309 N	Grambling	82 74	
									326 A	Alcorn	67 64	
									326 H	Alcorn	69 44	
LAST 12 Division I GAMES:												
224 N	Prairie View	58 63	280 H	Alabama St.	57 65							
244 N	Jackson St.	79 77	347 A	Ark.-Pine Bluff	67 64							
309 N	Grambling	82 74	302 A	Mississippi Val.	66 56							
170 A	Southern U.	66 71	244 H	Jackson St.	61 54							
326 A	Alcorn	67 64	309 H	Grambling	84 76							
344 H	Alabama A&M	81 72	224 A	Prairie View	74 70							

Non-Div I Games:

Texas Southern

■ Loss,
 ■ Non-Conf,
 ■ S Site,
 ■ Home
 ■ A Away
 N Neutral

RPI	S	Opponent	Score	
344	A	Alabama A&M	66	61
344	H	Alabama A&M	81	72
347	A	Ark.-Pine Bluff	67	64
347	H	Ark.-Pine Bluff	75	51

Average RPI Win:	265	WON-LOST	WINNING	LAST 10	STRENGTH OF	OPP. STRENGTH	TEAM	ADJ.	CONF.	ADJ CONF.
Average RPI Loss:	128	RECORD	PCT. RANK	GAMES	SCHEDULE	OF SCHEDULE	RPI	RPI	RPI	RPI
DIV. I ONLY	13- 16	200	6- 4	115	277	184	184	26	26	
DIV. I NON-CONF.	2- 7	289	0- 0	15	129	163	163	25	25	
TOTALS	RPI 1-25	RPI 26-50	W-L RECORDS	RPI 51-100	RPI 101-150	RPI 150+				
13- 16	0- 2	0- 4	OVERALL	0- 3	0- 0	13- 7				
8- 4	0- 0	0- 1	HOME	0- 2	0- 0	8- 1				
4- 10	0- 2	0- 2	AWAY	0- 1	0- 0	4- 5				
1- 2	0- 0	0- 1	NEUTRAL	0- 0	0- 0	1- 1				
2- 7	0- 2	0- 1	NON-CONFERENCE	0- 3	0- 0	2- 1				
1- 2	0- 0	0- 0	HOME	0- 2	0- 0	1- 0				
1- 4	0- 2	0- 1	AWAY	0- 1	0- 0	1- 0				
0- 1	0- 0	0- 0	NEUTRAL	0- 0	0- 0	0- 1				
11- 9	0- 0	0- 3	CONFERENCE	0- 0	0- 0	11- 6				
7- 2	0- 0	0- 1	HOME	0- 0	0- 0	7- 1				
3- 6	0- 0	0- 1	AWAY	0- 0	0- 0	3- 5				
1- 1	0- 0	0- 1	NEUTRAL	0- 0	0- 0	1- 0				

RPI 1-25				RPI 26-50				RPI 51-100				RPI 101+ Team's RPI: 184			
RPI	S	Opponent	Score	RPI	S	Opponent	Score	RPI	S	Opponent	Score	RPI	S	Opponent	Score
12	A	West Virginia	56 89	43	A	Vanderbilt	66 88	85	H	N.C. A&T	57 58	156	A	Furman	65 66
18	A	North Carolina St.	51 91	44	A	Chattanooga	55 69	94	H	East Carolina	84 93	156	H	Furman	66 71
				44	H	Chattanooga	43 66	100	A	VCU	76 93	166	A	Davidson	62 67
				44	N	Chattanooga	44 77					166	H	Davidson	66 63
												169	H	Campbell	56 49
												188	N	Mercer	56 68
												235	A	Appalachian St.	60 71
												235	H	Appalachian St.	66 54
												235	N	Appalachian St.	59 56
												258	A	Western Caro.	65 61
												258	H	Western Caro.	67 52
												288	A	UNC Wilmington	75 64
												293	A	Samford	44 43
												293	H	Samford	71 61
												294	A	Ga. Southern	68 49
												294	H	Ga. Southern	85 60
												321	A	UNC Greensboro	62 73
												321	H	UNC Greensboro	80 57
												340	A	Wofford	65 68
												340	H	Wofford	82 59
LAST 12 Division I GAMES:															
				44	N	Chattanooga	44 77	235	A	Appalachian St.	60 71				
				235	N	Appalachian St.	59 56	258	A	Western Caro.	65 61				
				293	A	Samford	44 43	166	H	Davidson	66 63				
				44	A	Chattanooga	55 69	294	H	Ga. Southern	85 60				
				156	H	Furman	66 71	321	H	UNC Greensboro	80 57				
				340	H	Wofford	82 59	340	A	Wofford	65 68				

Non-Div I Games: Winston-Salem 73 68 Mount Olive 84 68

Elon

Loss, Non-Conf, S Site, H Home A Away N Neutral

Average RPI Win:	201	WON-LOST	WINNING	LAST 10	STRENGTH OF	OPP. STRENGTH	TEAM	ADJ.	CONF.	ADJ CONF.
Average RPI Loss:	66	RECORD	PCT. RANK	GAMES	SCHEDULE	OF SCHEDULE	RPI	RPI	RPI	RPI
DIV. I ONLY	12- 19	238	2- 8	100	65	185	185	5	5	
DIV. I NON-CONF.	7- 4	95	0- 0	192	228	144	144	3	3	
TOTALS	RPI 1-25	RPI 26-50	W-L RECORDS	RPI 51-100	RPI 101-150	RPI 150+				
12- 19	0- 2	1- 7	OVERALL	2- 6	1- 3	8- 1				
7- 8	0- 2	0- 3	HOME	0- 3	1- 0	6- 0				
4- 8	0- 0	1- 3	AWAY	1- 2	0- 2	2- 1				
1- 3	0- 0	0- 1	NEUTRAL	1- 1	0- 1	0- 0				
7- 4	0- 1	1- 0	NON-CONFERENCE	0- 1	0- 1	6- 1				
5- 1	0- 1	0- 0	HOME	0- 0	0- 0	5- 0				
2- 1	0- 0	1- 0	AWAY	0- 0	0- 0	1- 1				
0- 2	0- 0	0- 0	NEUTRAL	0- 1	0- 1	0- 0				
5- 15	0- 1	0- 7	CONFERENCE	2- 5	1- 2	2- 0				
2- 7	0- 1	0- 3	HOME	0- 3	1- 0	1- 0				
2- 7	0- 0	0- 3	AWAY	1- 2	0- 2	1- 0				
1- 1	0- 0	0- 1	NEUTRAL	1- 0	0- 0	0- 0				

RPI 1-25				RPI 26-50				RPI 51-100				RPI 101+ Team's RPI: 185			
RPI	S	Opponent	Score	RPI	S	Opponent	Score	RPI	S	Opponent	Score	RPI	S	Opponent	Score
3	H	Stanford	61 87	27	H	California	59 68	56	A	Washington St.	59 57	106	A	Colorado	45 61
19	H	Nebraska	69 75	33	A	Arizona St.	40 60	56	H	Washington St.	73 83	106	H	Colorado	58 55
				33	H	Arizona St.	62 65	86	N	Marquette	65 72	112	N	Butler	54 66
				34	A	Southern California	47 55	89	A	Washington	52 53	123	A	Oregon	71 93
				34	H	Southern California	57 67	89	H	Washington	66 67	159	H	Nevada	61 57
				35	A	Oregon St.	47 60	89	N	Washington	65 53	161	A	Utah St.	61 77
				35	N	Oregon St.	35 50	92	A	UCLA	38 55	234	A	UNLV	66 59
				38	A	BYU	82 74	92	H	UCLA	52 62	256	A	Arizona	52 47
												256	H	Arizona	60 57
												271	H	Denver	73 56
												293	H	Samford	69 49
												317	H	UC Santa Barbara	66 57
												338	H	Utah Valley	81 70
LAST 12 Division I GAMES:															
				35	N	Oregon St.	35 50	89	H	Washington	66 67				
				89	N	Washington	65 53	56	H	Washington St.	73 83				
				92	H	UCLA	52 62	35	A	Oregon St.	47 60				
				34	H	Southern California	57 67	123	A	Oregon	71 93				
				33	A	Arizona St.	40 60	106	A	Colorado	45 61				
				256	A	Arizona	52 47	106	H	Colorado	58 55				

Non-Div I Games:

Utah

■ Loss,
 ■ Non-Conf,
 ■ S Site,
 ■ H Home
 ■ A Away
 N Neutral

Average RPI Win: 212	WON-LOST	WINNING	LAST 10	STRENGTH OF	OPP. STRENGTH	TEAM	ADJ.	CONF.	ADJ CONF.
Average RPI Loss: 124	RECORD	PCT. RANK	GAMES	SCHEDULE	OF SCHEDULE	RPI	RPI	RPI	RPI
DIV. I ONLY	13- 17	206	3- 7	107	128	186	186	10	10
DIV. I NON-CONF.	8- 4	87	0- 0	181	263	116	116	10	10
TOTALS	RPI 1-25	RPI 26-50	W-L RECORDS	RPI 51-100	RPI 101-150	RPI 150+			
13- 17	0- 3	0- 1	OVERALL	1- 2	3- 5	9- 6			
7- 7	0- 0	0- 0	HOME	1- 1	2- 2	4- 4			
4- 8	0- 3	0- 1	AWAY	0- 1	0- 1	4- 2			
2- 2	0- 0	0- 0	NEUTRAL	0- 0	1- 2	1- 0			
8- 4	0- 2	0- 0	NON-CONFERENCE	0- 0	2- 1	6- 1			
5- 1	0- 0	0- 0	HOME	0- 0	1- 0	4- 1			
2- 2	0- 2	0- 0	AWAY	0- 0	0- 0	2- 0			
1- 1	0- 0	0- 0	NEUTRAL	0- 0	1- 1	0- 0			
5- 13	0- 1	0- 1	CONFERENCE	1- 2	1- 4	3- 5			
2- 6	0- 0	0- 0	HOME	1- 1	1- 2	0- 3			
2- 6	0- 1	0- 1	AWAY	0- 1	0- 1	2- 2			
1- 1	0- 0	0- 0	NEUTRAL	0- 0	0- 1	1- 0			

RPI 1-25				RPI 26-50				RPI 51-100				RPI 101+ Team's RPI: 186			
RPI	S	Opponent	Score	RPI	S	Opponent	Score	RPI	S	Opponent	Score	RPI	S	Opponent	Score
7	A	Baylor	62 92	30	A	Southern Miss.	57 70	59	A	UTEP	65 78	105	H	Tulane	54 68
17	A	Middle Tenn.	41 60					59	H	UTEP	56 67	127	H	Charlotte	61 60
24	A	Texas	42 63					94	H	East Carolina	61 60	130	H	Old Dominion	57 68
												130	N	Old Dominion	74 79
												141	N	Northwestern St.	62 49
												143	A	UAB	56 79
												144	H	UNI	63 55
												148	N	Savannah St.	50 51
												165	H	FIU	40 53
												172	A	Rice	63 61
												192	H	Fla. Atlantic	69 71
												195	A	Texas St.	86 83
												203	A	A&M-Corpus Christi	55 50
												205	A	Louisiana Tech	50 71
												208	H	Tulsa	62 73
												208	N	Tulsa	90 89
												209	H	Lamar	59 63
												233	A	North Texas	58 56
												270	A	Marshall	76 81
												285	H	New Mexico St.	65 56
												297	H	Norfolk St.	72 63
												318	H	North Dakota St.	79 68
												333	H	Texas-Arlington	74 56
LAST 12 Division I GAMES:															
130	N	Old Dominion	74 79	94	H	East Carolina	61 60	172	A	Rice	63 61	143	A	UAB	56 79
208	N	Tulsa	90 89	105	H	Tulane	54 68	165	H	FIU	40 53	205	A	Louisiana Tech	50 71
270	A	Marshall	76 81	59	A	UTEP	65 78	205	A	Louisiana Tech	50 71				
192	H	Fla. Atlantic	69 71	130	H	Old Dominion	57 68								

Non-Div I Games: Abilene Christian 63 58

UTSA

■ Loss,
 ■ Non-Conf,
 ■ S Site,
 ■ H Home
 ■ A Away
 N Neutral

Average RPI Win:	248	WON-LOST	WINNING	LAST 10	STRENGTH OF	OPP. STRENGTH	TEAM	ADJ.	CONF.	ADJ CONF.
Average RPI Loss:	154	RECORD	PCT. RANK	GAMES	SCHEDULE	OF SCHEDULE	RPI	RPI	RPI	RPI
DIV. I ONLY	16- 14	148	7- 3	210	289	187	187	23	23	
DIV. I NON-CONF.	5- 7	199	0- 0	111	322	188	188	24	24	
TOTALS	RPI 1-25	RPI 26-50	W-L RECORDS	RPI 51-100	RPI 101-150	RPI 150+				
16- 14	0- 0	0- 1	OVERALL	1- 5	1- 3	14- 5				
10- 2	0- 0	0- 0	HOME	1- 1	1- 0	8- 1				
3- 9	0- 0	0- 1	AWAY	0- 3	0- 1	3- 3				
3- 3	0- 0	0- 0	NEUTRAL	0- 0	0- 2	3- 1				
5- 7	0- 0	0- 1	NON-CONFERENCE	0- 3	0- 1	5- 2				
3- 1	0- 0	0- 0	HOME	0- 1	0- 0	3- 0				
0- 5	0- 0	0- 1	AWAY	0- 2	0- 0	0- 2				
2- 1	0- 0	0- 0	NEUTRAL	0- 0	0- 1	2- 0				
11- 7	0- 0	0- 0	CONFERENCE	1- 2	1- 2	9- 3				
7- 1	0- 0	0- 0	HOME	1- 0	1- 0	5- 1				
3- 4	0- 0	0- 0	AWAY	0- 2	0- 1	3- 1				
1- 2	0- 0	0- 0	NEUTRAL	0- 0	0- 1	1- 1				

RPI 1-25				RPI 26-50				RPI 51-100				RPI 101+ Team's RPI: 187			
RPI	S	Opponent	Score	RPI	S	Opponent	Score	RPI	S	Opponent	Score	RPI	S	Opponent	Score
				30	A	Southern Miss.	69 96	60	H	Stetson	66 101	115	N	Wake Forest	63 79
								65	A	Hampton	67 70	148	A	Savannah St.	68 80
								67	A	Auburn	55 92	148	H	Savannah St.	78 72
								85	A	N.C. A&T	77 82	148	N	Savannah St.	75 84
								85	H	N.C. A&T	55 51	155	H	Coppin St.	83 80
								100	A	VCU	67 94	170	H	Southern U.	74 67
												222	H	Jacksonville	69 64
												239	H	Bethune-Cookman	67 60
												239	N	Bethune-Cookman	62 76
												249	N	Eastern Ky.	64 58
												250	A	Troy	88 100
												253	A	N.C. Central	70 63
												253	H	N.C. Central	64 71
												264	H	Tennessee St.	66 49
												278	H	Howard	87 42
												280	A	Alabama St.	63 64
												297	A	Norfolk St.	83 62
												314	A	Morgan St.	79 61
												315	A	South Carolina St.	57 68
												315	H	South Carolina St.	70 64
												322	H	Delaware St.	95 79
												322	N	Delaware St.	86 58
												342	N	Fairleigh Dickinson	62 52
LAST 12 Division I GAMES:															
				148	N	Savannah St.	75 84	155	H	Coppin St.	83 80				
				322	N	Delaware St.	86 58	253	A	N.C. Central	70 63				
				239	H	Bethune-Cookman	67 60	85	A	N.C. A&T	77 82				
				314	A	Morgan St.	79 61	148	H	Savannah St.	78 72				
				239	N	Bethune-Cookman	62 76	315	H	South Carolina St.	70 64				
				322	H	Delaware St.	95 79	278	H	Howard	87 42				

Non-Div I Games: Webber Int'l 65 57

Florida A&M

■ Loss,
■ Non-Conf,
■ S Site,
■ H Home
■ A Away
N Neutral

M
e
r
c
e
rM
e
r
c
e
r

Mercer

Page 204

Saint Francis (PA)

Through Games Of March 16, 2014

Average RPI Win:	259	WON-LOST	WINNING	LAST 10	STRENGTH OF	OPP. STRENGTH	TEAM	ADJ.	CONF.	ADJ CONF.
Average RPI Loss:	152	RECORD	PCT. RANK	GAMES	SCHEDULE	OF SCHEDULE	RPI	RPI	RPI	RPI
DIV. I ONLY	15- 17	182	5- 5	178	264	189	189	28	28	
DIV. I NON-CONF.	2- 9	299	0- 0	89	99	241	241	27	27	
TOTALS	RPI 1-25	RPI 26-50	W-L RECORDS	RPI 51-100	RPI 101-150	RPI 150+				
15- 17	0- 1	0- 1	OVERALL	0- 3	0- 1	15- 11				
8- 5	0- 0	0- 0	HOME	0- 1	0- 0	8- 4				
7- 11	0- 1	0- 1	AWAY	0- 2	0- 0	7- 7				
0- 1	0- 0	0- 0	NEUTRAL	0- 0	0- 1	0- 0				
2- 9	0- 1	0- 1	NON-CONFERENCE	0- 3	0- 1	2- 3				
1- 2	0- 0	0- 0	HOME	0- 1	0- 0	1- 1				
1- 6	0- 1	0- 1	AWAY	0- 2	0- 0	1- 2				
0- 1	0- 0	0- 0	NEUTRAL	0- 0	0- 1	0- 0				
13- 8	0- 0	0- 0	CONFERENCE	0- 0	0- 0	13- 8				
7- 3	0- 0	0- 0	HOME	0- 0	0- 0	7- 3				
6- 5	0- 0	0- 0	AWAY	0- 0	0- 0	6- 5				
0- 0	0- 0	0- 0	NEUTRAL	0- 0	0- 0	0- 0				

RPI 1-25				RPI 26-50				RPI 51-100				RPI 101+ Team's RPI: 189			
RPI	S	Opponent	Score	RPI	S	Opponent	Score	RPI	S	Opponent	Score	RPI	S	Opponent	Score
13	A	Penn St.	77 117	32	A	Bowling Green	66 81	54	A	FGCU	68 75	105	N	Tulane	67 89
								63	A	Florida	71 105	154	A	Buffalo	77 87
								79	H	Duquesne	66 86	163	A	St. Francis Brooklyn	74 82
												163	H	St. Francis Brooklyn	76 90
												168	A	Mt. St. Mary's	68 63
												168	A	Mt. St. Mary's	80 97
												168	H	Mt. St. Mary's	81 66
												174	A	Robert Morris	64 78
												174	A	Robert Morris	69 83
												174	H	Robert Morris	78 73
												213	H	Colgate	79 97
												218	A	Bryant	83 79
												218	H	Bryant	86 88
												238	A	Sacred Heart	88 95
												238	H	Sacred Heart	132 124
												238	H	Sacred Heart	89 80
												277	A	Wagner	92 78
												277	H	Wagner	101 75
												278	H	Howard	86 85
												281	A	George Mason	62 97
												287	A	East Tenn. St.	92 79
												290	A	Central Conn. St.	106 97
												290	H	Central Conn. St.	88 83
												300	A	LIU Brooklyn	84 76
												300	H	LIU Brooklyn	66 69
												342	A	Fairleigh Dickinson	110 69
LAST 12 Division I GAMES:															
174	A	Robert Morris	64 78	163	A	St. Francis Brooklyn	74 82	290	H	Central Conn. St.	88 83	300	H	LIU Brooklyn	66 69
168	A	Mt. St. Mary's	68 63	290	H	Central Conn. St.	88 83	300	A	LIU Brooklyn	84 76	300	H	LIU Brooklyn	66 69
238	H	Sacred Heart	132 124	163	H	St. Francis Brooklyn	76 90	238	H	Sacred Heart	89 80	342	A	Fairleigh Dickinson	110 69
277	H	Wagner	101 75	238	H	Sacred Heart	89 80	218	A	Bryant	83 79				
174	H	Robert Morris	78 73	218	A	Bryant	83 79								
168	A	Mt. St. Mary's	80 97												

Non-Div I Games:

Saint Francis (PA)

■ Loss,
 ■ Non-Conf,
 ■ S Site,
 ■ Home
 ■ A Away
 N Neutral

S
a
i
n
t
F
r
a
n
c
i
s
(
P
A
)

RPI S Saint Francis (PA) Score

Through Games Of March 16, 2014

RPI	S	Opponent	Score
342	H	Fairleigh Dickinson	111 89

S
a
i
n
t
F
r
a
n
c
i
s
(
P
A
)

Saint Francis (PA)

[illegible]

Non-Div I Games:	Lewis-Clark St.	76	68	Col. of Idaho	92	56
------------------	-----------------	----	----	---------------	----	----

Page 207

Average RPI Win:	217	WON-LOST	WINNING	LAST 10	STRENGTH OF	OPP. STRENGTH	TEAM	ADJ.	CONF.	ADJ CONF.
Average RPI Loss:	124	RECORD	PCT. RANK	GAMES	SCHEDULE	OF SCHEDULE	RPI	RPI	RPI	RPI
DIV. I ONLY	17- 15	152	5- 5	227	123	191	191	17	17	
DIV. I NON-CONF.	8- 6	125	0- 0	160	74	141	141	14	14	
TOTALS	RPI 1-25	RPI 26-50	W-L RECORDS	RPI 51-100	RPI 101-150	RPI 150+				
17- 15	0- 0	0- 4	OVERALL	1- 1	3- 5	13- 5				
12- 6	0- 0	0- 1	HOME	0- 1	2- 3	10- 1				
4- 9	0- 0	0- 3	AWAY	0- 0	1- 2	3- 4				
1- 0	0- 0	0- 0	NEUTRAL	1- 0	0- 0	0- 0				
8- 6	0- 0	0- 4	NON-CONFERENCE	1- 1	1- 0	6- 1				
6- 2	0- 0	0- 1	HOME	0- 1	1- 0	5- 0				
1- 4	0- 0	0- 3	AWAY	0- 0	0- 0	1- 1				
1- 0	0- 0	0- 0	NEUTRAL	1- 0	0- 0	0- 0				
9- 9	0- 0	0- 0	CONFERENCE	0- 0	2- 5	7- 4				
6- 4	0- 0	0- 0	HOME	0- 0	1- 3	5- 1				
3- 5	0- 0	0- 0	AWAY	0- 0	1- 2	2- 3				
0- 0	0- 0	0- 0	NEUTRAL	0- 0	0- 0	0- 0				

RPI S	Opponent	Score	RPI S	Opponent	Score	RPI S	Opponent	Score	RPI S	Opponent	Score	Team's RPI: 191
27	A California	51 70	53	H San Diego	51 68	109	A Hawaii	71 82				
33	A Arizona St.	67 74	82	N Harvard	72 67	109	H Hawaii	49 52				
34	A Southern California	72 89				109	H Hawaii	74 72				
39	H Florida St.	57 72				122	A Cal Poly	85 72				
						122	H Cal Poly	102 107				
						124	H Richmond	73 61				
						147	A Cal St. Northridge	54 77				
						147	H Cal St. Northridge	49 52				
						159	A Nevada	61 91				
						171	A UC Irvine	58 78				
						171	H UC Irvine	84 75				
						175	A UC Davis	60 63				
						175	H UC Davis	65 62				
						177	A San Francisco	85 82				
						223	A Cal St. Fullerton	83 64				
						223	H Cal St. Fullerton	55 71				
						223	H Cal St. Fullerton	64 60				
						232	H Loyola Marymount	76 66				
						268	H Pepperdine	74 61				
						269	H Miami (OH)	76 61				
						271	H Denver	88 68				
						304	A UC Riverside	89 81				
						304	H UC Riverside	65 52				
						317	A UC Santa Barbara	69 80				
						317	H UC Santa Barbara	72 53				
						325	H Omaha	77 61				
LAST 12 Division I GAMES:												
109	H Hawaii	49 52	175	H UC Davis	65 62							
223	H Cal St. Fullerton	64 60	122	A Cal Poly	85 72							
304	A UC Riverside	89 81	317	A UC Santa Barbara	69 80							
147	H Cal St. Northridge	49 52	304	H UC Riverside	65 52							
223	H Cal St. Fullerton	55 71	171	A UC Irvine	58 78							
109	A Hawaii	71 82	223	A Cal St. Fullerton	83 64							

Non-Div I Games:

Long Beach St.

■ Loss,
 ■ Non-Conf, S Site,
 ■ Home
 ■ Away
 N Neutral

Fla. Atlantic

Through Games Of March 16, 2014

Average RPI Win:	227	WON-LOST	WINNING	LAST 10	STRENGTH OF	OPP. STRENGTH	TEAM	ADJ.	CONF.	ADJ CONF.
Average RPI Loss:	131	RECORD	PCT. RANK	GAMES	SCHEDULE	OF SCHEDULE	RPI	RPI	RPI	RPI
DIV. I ONLY	14- 14	163	4- 6	269	102	192	192	10	10	
DIV. I NON-CONF.	8- 3	67	0- 0	334	153	146	146	10	10	
TOTALS	RPI 1-25	RPI 26-50	W-L RECORDS	RPI 51-100	RPI 101-150	RPI 150+				
14- 14	0- 1	0- 1	OVERALL	1- 3	0- 4	13- 5				
7- 5	0- 1	0- 1	HOME	1- 0	0- 2	6- 1				
6- 8	0- 0	0- 0	AWAY	0- 3	0- 2	6- 3				
1- 1	0- 0	0- 0	NEUTRAL	0- 0	0- 0	1- 1				
8- 3	0- 0	0- 0	NON-CONFERENCE	0- 2	0- 0	8- 1				
4- 0	0- 0	0- 0	HOME	0- 0	0- 0	4- 0				
3- 3	0- 0	0- 0	AWAY	0- 2	0- 0	3- 1				
1- 0	0- 0	0- 0	NEUTRAL	0- 0	0- 0	1- 0				
6- 11	0- 1	0- 1	CONFERENCE	1- 1	0- 4	5- 4				
3- 5	0- 1	0- 1	HOME	1- 0	0- 2	2- 1				
3- 5	0- 0	0- 0	AWAY	0- 1	0- 2	3- 2				
0- 1	0- 0	0- 0	NEUTRAL	0- 0	0- 0	0- 1				

RPI 1-25				RPI 26-50				RPI 51-100				RPI 101+ Team's RPI: 192			
RPI	S	Opponent	Score	RPI	S	Opponent	Score	RPI	S	Opponent	Score	RPI	S	Opponent	Score
17	H	Middle Tenn.	77 83	30	H	Southern Miss.	70 78	52	A	Ohio St.	88 91	105	H	Tulane	62 74
								59	H	UTEP	98 62	127	A	Charlotte	63 74
								76	A	Akron	69 98	130	A	Old Dominion	44 80
								94	A	East Carolina	58 61	143	H	UAB	91 94
												165	A	FIU	72 76
												165	H	FIU	88 96
												172	H	Rice	97 69
												186	A	UTSA	71 69
												201	A	Cleveland St.	81 78
												205	A	Louisiana Tech	63 64
												208	A	Tulsa	91 86
												212	H	UCF	82 69
												222	N	Jacksonville	71 62
												233	H	North Texas	82 69
												239	H	Bethune-Cookman	81 65
												254	A	Western Ill.	81 77
												257	A	Texas Tech	63 76
												270	A	Marshall	87 68
												270	N	Marshall	73 80
												288	A	UNC Wilmington	81 64
												294	H	Ga. Southern	82 58
												334	H	Rhode Island	78 62
LAST 12 Division I GAMES:															
270	N	Marshall	73 80	17	H	Middle Tenn.	77 83	105	H	Tulane	62 74	208	A	Tulsa	91 86
59	H	UTEP	98 62	143	H	UAB	91 94	165	A	FIU	72 76	233	H	North Texas	82 69
186	A	UTSA	71 69	239	H	Bethune-Cookman	81 65	254	A	Western Ill.	81 77				
270	A	Marshall	87 68	257	A	Texas Tech	63 76	270	A	Marshall	87 68				
30	H	Southern Miss.	70 78	270	N	Marshall	73 80	288	A	UNC Wilmington	81 64				
127	A	Charlotte	63 74	294	H	Ga. Southern	82 58	294	H	Ga. Southern	82 58				

Non-Div I Games: Abilene Christian 67 63 Fla. Memorial 120 43

Fla. Atlantic

Loss, Non-Conf, S Site, H Home A Away N Neutral

Average RPI Win:	244	WON-LOST	WINNING	LAST 10	STRENGTH OF	OPP. STRENGTH	TEAM	ADJ.	CONF.	ADJ CONF.
Average RPI Loss:	133	RECORD	PCT. RANK	GAMES	SCHEDULE	OF SCHEDULE	RPI	RPI	RPI	RPI
DIV. I ONLY	14- 17	196	3- 7	140	236	193	193	19	19	
DIV. I NON-CONF.	5- 6	173	0- 0	35	255	117	117	18	18	
TOTALS	RPI 1-25	RPI 26-50	W-L RECORDS	RPI 51-100	RPI 101-150	RPI 150+				
14- 17	0- 1	0- 0	OVERALL	0- 5	2- 6	12- 5				
9- 5	0- 0	0- 0	HOME	0- 2	2- 2	7- 1				
4- 11	0- 1	0- 0	AWAY	0- 2	0- 4	4- 4				
1- 1	0- 0	0- 0	NEUTRAL	0- 1	0- 0	1- 0				
5- 6	0- 1	0- 0	NON-CONFERENCE	0- 2	2- 2	3- 1				
4- 1	0- 0	0- 0	HOME	0- 1	2- 0	2- 0				
1- 5	0- 1	0- 0	AWAY	0- 1	0- 2	1- 1				
0- 0	0- 0	0- 0	NEUTRAL	0- 0	0- 0	0- 0				
9- 11	0- 0	0- 0	CONFERENCE	0- 3	0- 4	9- 4				
5- 4	0- 0	0- 0	HOME	0- 1	0- 2	5- 1				
3- 6	0- 0	0- 0	AWAY	0- 1	0- 2	3- 3				
1- 1	0- 0	0- 0	NEUTRAL	0- 1	0- 0	1- 0				

RPI 1-25				RPI 26-50				RPI 51-100				RPI 101+ Team's RPI: 193			
RPI	S	Opponent	Score	RPI	S	Opponent	Score	RPI	S	Opponent	Score	RPI	S	Opponent	Score
8	A	Louisville	49 91					69	H	Quinnipiac	65 75	104	H	Missouri	67 53
								74	A	Arkansas	44 78	114	A	Arkansas St.	61 79
								83	A	Wichita St.	56 93	119	A	Indiana St.	57 74
								83	H	Wichita St.	68 98	119	H	Indiana St.	37 73
								83	N	Wichita St.	53 71	126	A	IUPUI	65 76
												139	H	UALR	72 68
												144	A	UNI	60 79
												144	H	UNI	60 68
												167	A	Drake	69 79
												167	H	Drake	89 66
												206	A	Evansville	65 72
												206	H	Evansville	87 70
												209	H	Lamar	87 60
												216	A	Illinois St.	75 72
												216	H	Illinois St.	57 66
												233	A	North Texas	85 79
												249	A	Eastern Ky.	61 65
												255	A	Loyola Chicago	61 63
												255	H	Loyola Chicago	66 41
												283	A	Bradley	85 56
												283	H	Bradley	78 72
												311	H	Southeast Mo. St.	77 66
												335	A	Southern Ill.	93 76
												335	H	Southern Ill.	76 58
												335	N	Southern Ill.	61 39
LAST 12 Division I GAMES:															
				83	N	Wichita St.	53 71	119	H	Indiana St.	37 73				
				335	N	Southern Ill.	61 39	167	A	Drake	69 79				
				83	A	Wichita St.	56 93	144	A	UNI	60 79				
				206	A	Evansville	65 72	283	H	Bradley	78 72				
				335	A	Southern Ill.	93 76	255	H	Loyola Chicago	66 41				
				216	H	Illinois St.	57 66	335	H	Southern Ill.	76 58				

Non-Div I Games:

Missouri St.

■ Loss,
 ■ Non-Conf,
 ■ S Site,
 ■ Home
 ■ A Away
 N Neutral

Average RPI Win:	221	WON-LOST	WINNING	LAST 10	STRENGTH OF	OPP. STRENGTH	TEAM	ADJ.	CONF.	ADJ CONF.
Average RPI Loss:	141	RECORD	PCT. RANK	GAMES	SCHEDULE	OF SCHEDULE	RPI	RPI	RPI	RPI
DIV. I ONLY	13- 15	192	4- 6	177	189	194	194	14	14	
DIV. I NON-CONF.	3- 4	194	0- 0	183	238	194	194	17	17	
TOTALS	RPI 1-25	RPI 26-50	W-L RECORDS	RPI 51-100	RPI 101-150	RPI 150+				
13- 15	0- 0	0- 1	OVERALL	2- 3	2- 5	9- 6				
8- 4	0- 0	0- 0	HOME	1- 1	2- 1	5- 2				
4- 9	0- 0	0- 0	AWAY	1- 2	0- 3	3- 4				
1- 2	0- 0	0- 1	NEUTRAL	0- 0	0- 1	1- 0				
3- 4	0- 0	0- 1	NON-CONFERENCE	0- 1	1- 1	2- 1				
2- 0	0- 0	0- 0	HOME	0- 0	1- 0	1- 0				
0- 3	0- 0	0- 0	AWAY	0- 1	0- 1	0- 1				
1- 1	0- 0	0- 1	NEUTRAL	0- 0	0- 0	1- 0				
10- 11	0- 0	0- 0	CONFERENCE	2- 2	1- 4	7- 5				
6- 4	0- 0	0- 0	HOME	1- 1	1- 1	4- 2				
4- 6	0- 0	0- 0	AWAY	1- 1	0- 2	3- 3				
0- 1	0- 0	0- 0	NEUTRAL	0- 0	0- 1	0- 0				

RPI S	Opponent	Score	RPI S	Opponent	Score	RPI S	Opponent	Score	RPI S	Opponent	Score	Team's RPI: 194
50 N	Villanova	55 79	80 A	North Dakota	76 65	101 A	Montana	79 84				
			80 H	North Dakota	78 67	101 H	Montana	65 72				
			89 A	Washington	60 83	101 N	Montana	66 75				
			98 A	Southern Utah	60 70	125 A	Wyoming	62 72				
			98 H	Southern Utah	81 87	133 A	Sacramento St.	95 107				
						133 H	Sacramento St.	81 63				
						147 H	Cal St. Northridge	85 69				
						151 A	Eastern Wash.	66 81				
						151 H	Eastern Wash.	78 74				
						176 A	Idaho St.	65 75				
						176 H	Idaho St.	63 74				
						220 A	Northern Colo.	68 55				
						220 H	Northern Colo.	59 65				
						229 A	Seattle	63 74				
						271 H	Denver	89 69				
						272 A	Portland St.	61 72				
						272 H	Portland St.	89 78				
						289 A	Northern Ariz.	80 72				
						289 H	Northern Ariz.	99 85				
						310 A	Weber St.	75 71				
						310 H	Weber St.	87 71				
						320 N	Valparaiso	96 85				
LAST 12 Division I GAMES:												
101 N	Montana	66 75	176 A	Idaho St.	65 75							
133 H	Sacramento St.	81 63	220 H	Northern Colo.	59 65							
289 H	Northern Ariz.	99 85	80 H	North Dakota	78 67							
101 H	Montana	65 72	272 A	Portland St.	61 72							
98 A	Southern Utah	60 70	151 A	Eastern Wash.	66 81							
310 A	Weber St.	75 71	101 A	Montana	79 84							

Non-Div I Games: Carroll (MT) 50 36 Mont. St. Billings 58 49

Montana St.

Loss, Non-Conf, S Site, H Home A Away N Neutral

Average RPI Win:	259	WON-LOST	WINNING	LAST 10	STRENGTH OF	OPP. STRENGTH	TEAM	ADJ.	CONF.	ADJ CONF.
Average RPI Loss:	142	RECORD	PCT. RANK	GAMES	SCHEDULE	OF SCHEDULE	RPI	RPI	RPI	RPI
DIV. I ONLY	14- 15	178	6- 4	195	241	195	195	24	24	
DIV. I NON-CONF.	1- 8	318	0- 0	79	96	287	287	26	26	
TOTALS	RPI 1-25	RPI 26-50	W-L RECORDS	RPI 51-100	RPI 101-150	RPI 150+				
14- 15	0- 1	0- 0	OVERALL	0- 3	2- 5	12- 6				
8- 5	0- 0	0- 0	HOME	0- 1	1- 2	7- 2				
5- 9	0- 1	0- 0	AWAY	0- 2	1- 2	4- 4				
1- 1	0- 0	0- 0	NEUTRAL	0- 0	0- 1	1- 0				
1- 8	0- 1	0- 0	NON-CONFERENCE	0- 3	0- 0	1- 4				
1- 3	0- 0	0- 0	HOME	0- 1	0- 0	1- 2				
0- 5	0- 1	0- 0	AWAY	0- 2	0- 0	0- 2				
0- 0	0- 0	0- 0	NEUTRAL	0- 0	0- 0	0- 0				
13- 7	0- 0	0- 0	CONFERENCE	0- 0	2- 5	11- 2				
7- 2	0- 0	0- 0	HOME	0- 0	1- 2	6- 0				
5- 4	0- 0	0- 0	AWAY	0- 0	1- 2	4- 2				
1- 1	0- 0	0- 0	NEUTRAL	0- 0	0- 1	1- 0				

RPI 1-25				RPI 26-50				RPI 51-100				RPI 101+				Team's RPI: 195	
RPI	S	Opponent	Score	RPI	S	Opponent	Score	RPI	S	Opponent	Score	RPI	S	Opponent	Score		
24	A	Texas	42 96					59	A	UTEP	60 73	107	A	Western Ky.	72 63		
								65	H	Hampton	63 72	107	H	Western Ky.	45 75		
								90	A	TCU	50 63	114	A	Arkansas St.	55 74		
												114	H	Arkansas St.	71 87		
												114	N	Arkansas St.	48 59		
												139	A	UALR	70 77		
												139	H	UALR	42 35		
												172	A	Rice	61 74		
												186	H	UTSA	83 86		
												203	H	A&M-Corpus Christi	60 68		
												209	A	Lamar	55 68		
												236	H	Houston	70 63		
												250	A	Troy	95 92		
												250	H	Troy	87 82		
												261	A	Georgia St.	69 82		
												261	H	Georgia St.	54 47		
												261	N	Georgia St.	78 44		
												273	A	La.-Lafayette	65 53		
												273	H	La.-Lafayette	70 64		
												279	A	La.-Monroe	52 78		
												279	H	La.-Monroe	75 70		
												316	A	South Ala.	64 60		
												316	H	South Ala.	63 61		
												333	A	Texas-Arlington	54 49		
												333	H	Texas-Arlington	68 60		
LAST 12 Division I GAMES:																	
				114	N	Arkansas St.	48 59		114	A	Arkansas St.	55 74					
				261	N	Georgia St.	78 44		316	H	South Ala.	63 61					
				250	A	Troy	95 92		261	A	Georgia St.	69 82					
				316	A	South Ala.	64 60		333	A	Texas-Arlington	54 49					
				261	H	Georgia St.	54 47		273	H	La.-Lafayette	70 64					
				107	H	Western Ky.	45 75		279	H	La.-Monroe	75 70					

Non-Div I Games: St. Thomas (TX) 85 45 Huston-Tillotson 73 45

Texas St.

Average RPI Win: 276	WON-LOST	WINNING	LAST 10	STRENGTH OF	OPP. STRENGTH	TEAM	ADJ.	CONF.	ADJ CONF.
Average RPI Loss: 154	RECORD	PCT. RANK	GAMES	SCHEDULE	OF SCHEDULE	RPI	RPI	RPI	RPI
DIV. I ONLY	14- 17	196	7- 3	145	316	196	196	30	30
DIV. I NON-CONF.	3- 10	285	0- 0	51	180	211	211	30	30
TOTALS	RPI 1-25	RPI 26-50	W-L RECORDS	RPI 51-100	RPI 101-150	RPI 150+			
14- 17	0- 1	0- 2	OVERALL	0- 3	0- 4	14- 7			
8- 4	0- 0	0- 1	HOME	0- 0	0- 0	8- 3			
5- 10	0- 1	0- 1	AWAY	0- 1	0- 3	5- 4			
1- 3	0- 0	0- 0	NEUTRAL	0- 2	0- 1	1- 0			
3- 10	0- 1	0- 2	NON-CONFERENCE	0- 1	0- 4	3- 2			
2- 2	0- 0	0- 1	HOME	0- 0	0- 0	2- 1			
1- 6	0- 1	0- 1	AWAY	0- 0	0- 3	1- 1			
0- 2	0- 0	0- 0	NEUTRAL	0- 1	0- 1	0- 0			
11- 7	0- 0	0- 0	CONFERENCE	0- 2	0- 0	11- 5			
6- 2	0- 0	0- 0	HOME	0- 0	0- 0	6- 2			
4- 4	0- 0	0- 0	AWAY	0- 1	0- 0	4- 3			
1- 1	0- 0	0- 0	NEUTRAL	0- 1	0- 0	1- 0			

RPI	S	Opponent	Score	RPI	S	Opponent	Score	RPI	S	Opponent	Score	RPI	S	Opponent	Score	Team's RPI: 196
9	A	Purdue	46 76	44	A	Chattanooga	65 76	59	N	UTEP	74 88	104	A	Missouri	70 82	
				47	H	Georgia	55 81	75	A	UT Martin	53 82	107	N	Western Ky.	46 66	
								75	N	UT Martin	66 78	115	A	Wake Forest	49 69	
												126	A	IUPUI	58 80	
												188	H	Mercer	69 62	
												203	H	A&M-Corpus Christi	62 72	
												249	A	Eastern Ky.	72 68	
												249	H	Eastern Ky.	59 75	
												252	A	Tennessee Tech	69 56	
												252	H	Tennessee Tech	62 53	
												261	A	Georgia St.	84 87	
												263	H	Austin Peay	69 67	
												264	A	Tennessee St.	51 64	
												264	H	Tennessee St.	57 48	
												286	A	Jacksonville St.	69 71	
												286	H	Jacksonville St.	92 50	
												286	N	Jacksonville St.	65 50	
												292	A	SIU Edwardsville	56 68	
												295	A	Morehead St.	70 67	
												295	H	Morehead St.	71 65	
												298	H	Eastern Ill.	48 54	
												300	H	Kent St.	84 60	
												306	A	Lipscomb	68 52	
												311	A	Southeast Mo. St.	81 74	
												312	H	Murray St.	67 57	
LAST 12 Division I GAMES:																
				75	N	UT Martin	66 78	263	H	Austin Peay	69 67					
				286	N	Jacksonville St.	65 50	295	A	Morehead St.	70 67					
				286	A	Jacksonville St.	69 71	252	A	Tennessee Tech	69 56					
				249	A	Eastern Ky.	72 68	295	H	Morehead St.	71 65					
				298	H	Eastern Ill.	48 54	249	H	Eastern Ky.	59 75					
				264	H	Tennessee St.	57 48	264	A	Tennessee St.	51 64					

Non-Div I Games:

Belmont

■ Loss,
 ■ Non-Conf,
 ■ S Site,
 ■ Home
 ■ A Away
 N Neutral

Average RPI Win:	252	WON-LOST	WINNING	LAST 10	STRENGTH OF	OPP. STRENGTH	TEAM	ADJ.	CONF.	ADJ CONF.
Average RPI Loss:	169	RECORD	PCT. RANK	GAMES	SCHEDULE	OF SCHEDULE	RPI	RPI	RPI	RPI
DIV. I ONLY	15- 13	145	4- 4	301	253	197	197	25	25	
DIV. I NON-CONF.	5- 4	131	0- 0	202	141	133	133	23	23	
TOTALS	RPI 1-25	RPI 26-50	W-L RECORDS	RPI 51-100	RPI 101-150	RPI 150+				
15- 13	0- 1	0- 1	OVERALL	0- 0	1- 1	14- 10				
7- 3	0- 0	0- 0	HOME	0- 0	0- 0	7- 3				
6- 8	0- 1	0- 0	AWAY	0- 0	1- 1	5- 6				
2- 2	0- 0	0- 1	NEUTRAL	0- 0	0- 0	2- 1				
5- 4	0- 1	0- 1	NON-CONFERENCE	0- 0	0- 1	5- 1				
3- 0	0- 0	0- 0	HOME	0- 0	0- 0	3- 0				
2- 3	0- 1	0- 0	AWAY	0- 0	0- 1	2- 1				
0- 1	0- 0	0- 1	NEUTRAL	0- 0	0- 0	0- 0				
10- 9	0- 0	0- 0	CONFERENCE	0- 0	1- 0	9- 9				
4- 3	0- 0	0- 0	HOME	0- 0	0- 0	4- 3				
4- 5	0- 0	0- 0	AWAY	0- 0	1- 0	3- 5				
2- 1	0- 0	0- 0	NEUTRAL	0- 0	0- 0	2- 1				

RPI 1-25				RPI 26-50				RPI 51-100				RPI 101+ Team's RPI: 197			
RPI	S	Opponent	Score	RPI	S	Opponent	Score	RPI	S	Opponent	Score	RPI	S	Opponent	Score
7	A	Baylor	57 82	36	N	Georgia Tech	60 69					105	A	Tulane	49 74
												141	A	Northwestern St.	59 57
												172	H	Rice	65 54
												178	A	Stephen F. Austin	49 69
												178	N	Stephen F. Austin	54 80
												182	A	Nicholls St.	66 76
												182	H	Nicholls St.	63 71
												183	A	Texas Southern	55 71
												203	A	A&M-Corpus Christi	69 74
												203	H	A&M-Corpus Christi	79 51
												203	N	A&M-Corpus Christi	78 73
												205	H	Louisiana Tech	63 51
												209	A	Lamar	58 72
												215	H	Central Ark.	50 65
												215	N	Central Ark.	66 62
												242	A	Sam Houston St.	59 55
												251	A	Houston Baptist	67 77
												251	H	Houston Baptist	66 62
												259	H	Oral Roberts	73 57
												274	A	Southeastern La.	75 61
												274	H	Southeastern La.	65 82
												279	H	La.-Monroe	78 63
												300	A	LIU Brooklyn	71 57
												342	A	Fairleigh Dickinson	69 62
												345	A	New Orleans	84 54
												345	H	New Orleans	82 59
LAST 12 Division I GAMES:															
				178	N	Stephen F. Austin	54 80	345	A	New Orleans	84 54				
				215	N	Central Ark.	66 62	274	A	Southeastern La.	75 61				
				203	N	A&M-Corpus Christi	78 73	178	A	Stephen F. Austin	49 69				
				251	A	Houston Baptist	67 77	141	A	Northwestern St.	59 57				
				203	A	A&M-Corpus Christi	69 74	259	H	Oral Roberts	73 57				
				182	A	Nicholls St.	66 76	215	H	Central Ark.	50 65				

Non-Div I Games: Abilene Christian 71 64 Southern-N.O. 77 67 Wiley 88 69 Incarnate Word 92 37
McNeese St.

Toledo

Through Games Of March 16, 2014

Average RPI Win:	237	WON-LOST	WINNING	LAST 10	STRENGTH OF	OPP. STRENGTH	TEAM	ADJ.	CONF.	ADJ CONF.
Average RPI Loss:	124	RECORD	PCT. RANK	GAMES	SCHEDULE	OF SCHEDULE	RPI	RPI	RPI	RPI
DIV. I ONLY	16- 16	163	5- 5	220	149	198	198	12	12	
DIV. I NON-CONF.	5- 6	173	0- 0	210	160	207	207	13	13	
TOTALS	RPI 1-25	RPI 26-50	W-L RECORDS	RPI 51-100	RPI 101-150	RPI 150+				
16- 16	0- 2	0- 4	OVERALL	1- 2	1- 2	14- 6				
8- 8	0- 2	0- 2	HOME	0- 1	1- 1	7- 2				
6- 7	0- 0	0- 2	AWAY	1- 0	0- 1	5- 4				
2- 1	0- 0	0- 0	NEUTRAL	0- 1	0- 0	2- 0				
5- 6	0- 2	0- 1	NON-CONFERENCE	1- 0	0- 1	4- 2				
2- 4	0- 2	0- 0	HOME	0- 0	0- 1	2- 1				
2- 2	0- 0	0- 1	AWAY	1- 0	0- 0	1- 1				
1- 0	0- 0	0- 0	NEUTRAL	0- 0	0- 0	1- 0				
11- 10	0- 0	0- 3	CONFERENCE	0- 2	1- 1	10- 4				
6- 4	0- 0	0- 2	HOME	0- 1	1- 0	5- 1				
4- 5	0- 0	0- 1	AWAY	0- 0	0- 1	4- 3				
1- 1	0- 0	0- 0	NEUTRAL	0- 1	0- 0	1- 0				

RPI 1-25				RPI 26-50				RPI 51-100				RPI 101+ Team's RPI: 198			
RPI	S	Opponent	Score	RPI	S	Opponent	Score	RPI	S	Opponent	Score	RPI	S	Opponent	Score
9	H	Purdue	79 81	32	H	Bowling Green	59 66	62	A	St. Bonaventure	64 62	117	H	Drexel	52 65
16	H	Dayton	75 87	40	A	Central Mich.	71 84	76	H	Akron	62 82	132	A	Ball St.	56 69
				40	H	Central Mich.	77 80	76	N	Akron	69 83	132	H	Ball St.	73 61
				48	A	St. Mary's (CA)	57 81					154	A	Buffalo	46 51
												199	A	Eastern Mich.	80 73
												199	H	Eastern Mich.	88 52
												206	A	Evansville	80 90
												223	N	Cal St. Fullerton	59 58
												226	A	Northern Ill.	59 68
												226	H	Northern Ill.	73 71
												241	A	Ohio	64 62
												241	H	Ohio	61 44
												241	H	Ohio	62 58
												244	A	Western Mich.	72 78
												244	H	Western Mich.	59 60
												244	N	Western Mich.	72 61
												269	A	Miami (OH)	73 65
												269	H	Miami (OH)	68 52
												300	A	Kent St.	83 55
												302	H	Mississippi Val.	95 48
												308	A	UMKC	96 81
												320	H	Valparaiso	61 63
												336	H	Detroit	79 70
LAST 12 Division I GAMES:															
				76	N	Akron	69 83	226	A	Northern Ill.	59 68				
				244	N	Western Mich.	72 61	244	H	Western Mich.	59 60				
				241	H	Ohio	61 44	199	A	Eastern Mich.	80 73				
				132	A	Ball St.	56 69	241	H	Ohio	62 58				
				199	H	Eastern Mich.	88 52	300	A	Kent St.	83 55				
				40	H	Central Mich.	77 80	269	A	Miami (OH)	73 65				

Non-Div I Games:

Toledo

■ Loss,
■ Non-Conf,
■ S Site,
■ H Home
■ A Away
N Neutral

Average RPI Win:	232	WON-LOST	WINNING	LAST 10	STRENGTH OF	OPP. STRENGTH	TEAM	ADJ.	CONF.	ADJ CONF.
Average RPI Loss:	148	RECORD	PCT. RANK	GAMES	SCHEDULE	OF SCHEDULE	RPI	RPI	RPI	RPI
DIV. I ONLY	14- 13	156	5- 5	284	162	199	199	12	12	
DIV. I NON-CONF.	7- 1	28	0- 0	333	233	105	105	13	13	
TOTALS	RPI 1-25	RPI 26-50	W-L RECORDS	RPI 51-100	RPI 101-150	RPI 150+				
14- 13	0- 0	1- 3	OVERALL	0- 2	2- 1	11- 7				
6- 6	0- 0	1- 1	HOME	0- 1	1- 1	4- 3				
6- 7	0- 0	0- 2	AWAY	0- 1	1- 0	5- 4				
2- 0	0- 0	0- 0	NEUTRAL	0- 0	0- 0	2- 0				
7- 1	0- 0	0- 0	NON-CONFERENCE	0- 1	1- 0	6- 0				
2- 0	0- 0	0- 0	HOME	0- 0	1- 0	1- 0				
3- 1	0- 0	0- 0	AWAY	0- 1	0- 0	3- 0				
2- 0	0- 0	0- 0	NEUTRAL	0- 0	0- 0	2- 0				
7- 12	0- 0	1- 3	CONFERENCE	0- 1	1- 1	5- 7				
4- 6	0- 0	1- 1	HOME	0- 1	0- 1	3- 3				
3- 6	0- 0	0- 2	AWAY	0- 0	1- 0	2- 4				
0- 0	0- 0	0- 0	NEUTRAL	0- 0	0- 0	0- 0				

RPI 1-25				RPI 26-50				RPI 51-100				RPI 101+				Team's RPI: 199	
RPI	S	Opponent	Score	RPI	S	Opponent	Score	RPI	S	Opponent	Score	RPI	S	Opponent	Score		
				32	A	Bowling Green	57 71	76	H	Akron	79 101	112	H	Butler	81 76		
				32	H	Bowling Green	56 61	93	A	Michigan	75 89	132	A	Ball St.	62 60		
				40	A	Central Mich.	67 82					132	H	Ball St.	66 70		
				40	H	Central Mich.	99 84					154	A	Buffalo	83 84		
												198	A	Toledo	52 88		
												198	H	Toledo	73 80		
												201	A	Cleveland St.	84 70		
												226	A	Northern Ill.	54 77		
												226	H	Northern Ill.	54 45		
												226	H	Northern Ill.	76 81		
												241	A	Ohio	68 55		
												244	A	Western Mich.	72 81		
												244	H	Western Mich.	83 77		
												255	A	Loyola Chicago	82 64		
												269	H	Miami (OH)	65 71		
												277	N	Wagner	69 56		
												282	N	Monmouth	64 53		
												300	A	Kent St.	88 70		
												300	H	Kent St.	65 57		
												308	H	UMKC	75 66		
												336	A	Detroit	104 96		
LAST 12 Division I GAMES:																	
				226	H	Northern Ill.	76 81	198	H	Toledo	73 80						
				40	H	Central Mich.	99 84	32	H	Bowling Green	56 61						
				198	A	Toledo	52 88	241	A	Ohio	68 55						
				226	H	Northern Ill.	54 45	300	H	Kent St.	65 57						
				244	A	Western Mich.	72 81	269	H	Miami (OH)	65 71						
				132	A	Ball St.	62 60	40	A	Central Mich.	67 82						

Non-Div I Games: Madonna 101 52 Lawrence Tech 95 62 Marygrove 120 35

Eastern Mich.

Loss, Non-Conf, S Site, H Home A Away N Neutral

Northeastern

Through Games Of March 16, 2014

Average RPI Win:	240	WON-LOST	WINNING	LAST 10	STRENGTH OF	OPP. STRENGTH	TEAM	ADJ.	CONF.	ADJ CONF.
Average RPI Loss:	126	RECORD	PCT. RANK	GAMES	SCHEDULE	OF SCHEDULE	RPI	RPI	RPI	RPI
DIV. I ONLY	12- 18	230	4- 6	135	186	200	200	13	13	
DIV. I NON-CONF.	6- 7	165	0- 0	86	284	154	154	12	12	
TOTALS	RPI 1-25	RPI 26-50	W-L RECORDS	RPI 51-100	RPI 101-150	RPI 150+				
12- 18	0- 0	0- 3	OVERALL	0- 2	3- 8	9- 5				
6- 7	0- 0	0- 1	HOME	0- 2	2- 2	4- 2				
6- 9	0- 0	0- 2	AWAY	0- 0	1- 4	5- 3				
0- 2	0- 0	0- 0	NEUTRAL	0- 0	0- 2	0- 0				
6- 7	0- 0	0- 1	NON-CONFERENCE	0- 2	0- 4	6- 0				
2- 3	0- 0	0- 0	HOME	0- 2	0- 1	2- 0				
4- 3	0- 0	0- 1	AWAY	0- 0	0- 2	4- 0				
0- 1	0- 0	0- 0	NEUTRAL	0- 0	0- 1	0- 0				
6- 11	0- 0	0- 2	CONFERENCE	0- 0	3- 4	3- 5				
4- 4	0- 0	0- 1	HOME	0- 0	2- 1	2- 2				
2- 6	0- 0	0- 1	AWAY	0- 0	1- 2	1- 3				
0- 1	0- 0	0- 0	NEUTRAL	0- 0	0- 1	0- 0				

RPI 1-25				RPI 26-50				RPI 51-100				RPI 101+				Team's RPI: 200	
RPI	S	Opponent	Score	RPI	S	Opponent	Score	RPI	S	Opponent	Score	RPI	S	Opponent	Score		
				41	A	Marist	66 103	51	H	Rutgers	51 65	103	H	Albany (NY)	66 75		
				45	A	James Madison	57 85	82	H	Harvard	74 81	105	A	Tulane	49 85		
				45	H	James Madison	49 86					108	N	Northwestern	46 73		
												111	A	Holy Cross	62 70		
												117	A	Drexel	52 55		
												117	H	Drexel	78 73		
												118	A	Delaware	65 74		
												118	H	Delaware	54 53		
												118	N	Delaware	61 63		
												145	A	Col. of Charleston	61 53		
												145	H	Col. of Charleston	74 90		
												179	A	Hofstra	58 63		
												179	H	Hofstra	55 65		
												204	A	Boston U.	73 62		
												221	A	Towson	65 66		
												221	H	Towson	62 67		
												227	A	New Hampshire	70 50		
												228	H	Maine	81 55		
												284	A	William & Mary	50 67		
												284	H	William & Mary	78 57		
												288	A	UNC Wilmington	64 50		
												288	H	UNC Wilmington	56 44		
												313	A	Massachusetts	95 76		
												330	H	NJIT	79 55		
												334	A	Rhode Island	64 59		
LAST 12 Division I GAMES:																	
				118	N	Delaware	61 63	284	H	William & Mary	78 57						
				45	H	James Madison	49 86	145	A	Col. of Charleston	61 53						
				118	H	Delaware	54 53	45	A	James Madison	57 85						
				284	A	William & Mary	50 67	221	H	Towson	62 67						
				117	H	Drexel	78 73	288	H	UNC Wilmington	56 44						
				179	A	Hofstra	58 63	118	A	Delaware	65 74						

Non-Div I Games:

Northeastern

■ Loss,
 ■ Non-Conf,
 ■ S Site,
 ■ H Home
 ■ A Away
 N Neutral

Average RPI Win:	232	WON-LOST	WINNING	LAST 10	STRENGTH OF	OPP. STRENGTH	TEAM	ADJ.	CONF.	ADJ CONF.
Average RPI Loss:	164	RECORD	PCT. RANK	GAMES	SCHEDULE	OF SCHEDULE	RPI	RPI	RPI	RPI
DIV. I ONLY	13- 16	200	5- 5	163	275	201	201	22	22	
DIV. I NON-CONF.	4- 8	242	0- 0	119	304	216	216	21	21	
TOTALS	RPI 1-25	RPI 26-50	W-L RECORDS	RPI 51-100	RPI 101-150	RPI 150+				
13- 16	0- 0	0- 0	OVERALL	2- 3	2- 6	9- 7				
8- 5	0- 0	0- 0	HOME	1- 1	1- 1	6- 3				
4- 11	0- 0	0- 0	AWAY	1- 2	0- 5	3- 4				
1- 0	0- 0	0- 0	NEUTRAL	0- 0	1- 0	0- 0				
4- 8	0- 0	0- 0	NON-CONFERENCE	0- 3	1- 2	3- 3				
2- 3	0- 0	0- 0	HOME	0- 1	0- 0	2- 2				
1- 5	0- 0	0- 0	AWAY	0- 2	0- 2	1- 1				
1- 0	0- 0	0- 0	NEUTRAL	0- 0	1- 0	0- 0				
9- 8	0- 0	0- 0	CONFERENCE	2- 0	1- 4	6- 4				
6- 2	0- 0	0- 0	HOME	1- 0	1- 1	4- 1				
3- 6	0- 0	0- 0	AWAY	1- 0	0- 3	2- 3				
0- 0	0- 0	0- 0	NEUTRAL	0- 0	0- 0	0- 0				

RPI 1-25				RPI 26-50				RPI 51-100				RPI 101+				Team's RPI: 201	
RPI	S	Opponent	Score	RPI	S	Opponent	Score	RPI	S	Opponent	Score	RPI	S	Opponent	Score		
								84	H	Indiana	73 107	110	A	Green Bay	56 59		
								91	A	Wright St.	98 82	110	H	Green Bay	72 90		
								91	H	Wright St.	100 93	112	A	Butler	69 85		
								94	A	East Carolina	66 75	121	A	Ill.-Chicago	72 77		
								100	A	VCU	75 76	121	A	Ill.-Chicago	78 83		
												121	H	Ill.-Chicago	78 70		
												126	N	IUPUI	63 56		
												136	A	South Dakota	70 74		
												192	H	Fla. Atlantic	78 81		
												199	H	Eastern Mich.	70 84		
												211	A	Youngstown St.	81 94		
												211	H	Youngstown St.	84 80		
												227	A	New Hampshire	65 50		
												231	A	Oakland	71 81		
												231	H	Oakland	62 73		
												241	H	Ohio	76 64		
												269	A	Miami (OH)	80 91		
												295	H	Morehead St.	76 67		
												296	A	Milwaukee	78 90		
												296	H	Milwaukee	73 63		
												320	A	Valparaiso	76 66		
												320	H	Valparaiso	82 74		
												336	A	Detroit	78 71		
												336	H	Detroit	79 74		
LAST 12 Division I GAMES:																	
				121	A	Ill.-Chicago	72 77	336	H	Detroit	79 74						
				211	A	Youngstown St.	81 94	320	H	Valparaiso	82 74						
				121	H	Ill.-Chicago	78 70	91	H	Wright St.	100 93						
				231	A	Oakland	71 81	211	H	Youngstown St.	84 80						
				296	A	Milwaukee	78 90	320	A	Valparaiso	76 66						
				110	A	Green Bay	56 59	121	A	Ill.-Chicago	78 83						

Non-Div I Games: Lake Erie 76 48

Cleveland St.

■ Loss,
 ■ Non-Conf,
 ■ S Site,
 ■ Home
 ■ A Away
 N Neutral

Average RPI Win:	274	WON-LOST	WINNING	LAST 10	STRENGTH OF	OPP. STRENGTH	TEAM	ADJ.	CONF.	ADJ CONF.
Average RPI Loss:	116	RECORD	PCT. RANK	GAMES	SCHEDULE	OF SCHEDULE	RPI	RPI	RPI	RPI
DIV. I ONLY	13- 15	192	4- 6	211	192	202	202	15	15	
DIV. I NON-CONF.	6- 8	194	0- 0	267	217	221	221	16	16	
TOTALS	RPI 1-25	RPI 26-50	W-L RECORDS	RPI 51-100	RPI 101-150	RPI 150+				
13- 15	0- 0	0- 1	OVERALL	0- 8	0- 1	13- 5				
7- 6	0- 0	0- 0	HOME	0- 4	0- 0	7- 2				
6- 9	0- 0	0- 1	AWAY	0- 4	0- 1	6- 3				
0- 0	0- 0	0- 0	NEUTRAL	0- 0	0- 0	0- 0				
6- 8	0- 0	0- 1	NON-CONFERENCE	0- 2	0- 1	6- 4				
3- 3	0- 0	0- 0	HOME	0- 1	0- 0	3- 2				
3- 5	0- 0	0- 1	AWAY	0- 1	0- 1	3- 2				
0- 0	0- 0	0- 0	NEUTRAL	0- 0	0- 0	0- 0				
7- 7	0- 0	0- 0	CONFERENCE	0- 6	0- 0	7- 1				
4- 3	0- 0	0- 0	HOME	0- 3	0- 0	4- 0				
3- 4	0- 0	0- 0	AWAY	0- 3	0- 0	3- 1				
0- 0	0- 0	0- 0	NEUTRAL	0- 0	0- 0	0- 0				

RPI S	Opponent	Score	RPI S	Opponent	Score	RPI S	Opponent	Score	RPI S	Opponent	Score	Team's RPI: 202
37	A Fordham	52 80	55	A Penn	50 62	128	A Kansas	63 79				
			55	H Penn	48 62	156	A Furman	61 66				
			58	H Army	56 68	173	H Georgetown	65 66				
			70	A Princeton	75 96	204	A Boston U.	78 68				
			70	H Princeton	63 85	214	A Cornell	56 65				
			82	A Harvard	65 69	214	H Cornell	60 52				
			82	H Harvard	57 58	218	H Bryant	72 61				
			96	A Miami (FL)	67 91	227	A New Hampshire	53 58				
						228	A Maine	86 85				
						238	H Sacred Heart	54 67				
						267	A Brown	70 53				
						267	H Brown	73 52				
						282	A Monmouth	64 55				
						305	A Columbia	76 51				
						305	H Columbia	73 68				
						307	A Dartmouth	57 41				
						307	H Dartmouth	86 52				
						329	H UMass Lowell	90 77				
						332	H Saint Peter's	66 35				
LAST 12 Division I GAMES:												
307	A Dartmouth	57 41	70	A Princeton	75 96							
82	A Harvard	65 69	55	A Penn	50 62							
55	H Penn	48 62	82	H Harvard	57 58							
70	H Princeton	63 85	307	H Dartmouth	86 52							
305	H Columbia	73 68	214	A Cornell	56 65							
214	H Cornell	60 52	305	A Columbia	76 51							

Non-Div I Games:

Yale

Average RPI Win:	238	WON-LOST	WINNING	LAST 10	STRENGTH OF	OPP. STRENGTH	TEAM	ADJ.	CONF.	ADJ CONF.
Average RPI Loss:	191	RECORD	PCT. RANK	GAMES	SCHEDULE	OF SCHEDULE	RPI	RPI	RPI	RPI
DIV. I ONLY	15- 12	132	6- 2	272	302	203	203	25	25	
DIV. I NON-CONF.	6- 4	114	0- 0	218	324	176	176	23	23	
TOTALS	RPI 1-25	RPI 26-50	W-L RECORDS	RPI 51-100	RPI 101-150	RPI 150+				
15- 12	0- 0	0- 0	OVERALL	0- 1	0- 2	15- 9				
9- 5	0- 0	0- 0	HOME	0- 1	0- 2	9- 2				
6- 6	0- 0	0- 0	AWAY	0- 0	0- 0	6- 6				
0- 1	0- 0	0- 0	NEUTRAL	0- 0	0- 0	0- 1				
6- 4	0- 0	0- 0	NON-CONFERENCE	0- 1	0- 1	6- 2				
2- 3	0- 0	0- 0	HOME	0- 1	0- 1	2- 1				
4- 1	0- 0	0- 0	AWAY	0- 0	0- 0	4- 1				
0- 0	0- 0	0- 0	NEUTRAL	0- 0	0- 0	0- 0				
9- 8	0- 0	0- 0	CONFERENCE	0- 0	0- 1	9- 7				
7- 2	0- 0	0- 0	HOME	0- 0	0- 1	7- 1				
2- 5	0- 0	0- 0	AWAY	0- 0	0- 0	2- 5				
0- 1	0- 0	0- 0	NEUTRAL	0- 0	0- 0	0- 1				

RPI S	Opponent	Score	RPI S	Opponent	Score	RPI S	Opponent	Score	RPI S	Opponent	Score	Team's RPI: 203
						98 H	Southern Utah	67 74	113 H	Fairfield	55 58	
									141 H	Northwestern St.	59 65	
									178 H	Stephen F. Austin	51 58	
									182 A	Nicholls St.	60 67	
									182 H	Nicholls St.	59 55	
									183 A	Texas Southern	71 69	
									186 H	UTSA	50 55	
									195 A	Texas St.	68 60	
									196 A	Belmont	72 62	
									197 A	McNeese St.	51 79	
									197 H	McNeese St.	74 69	
									197 N	McNeese St.	73 78	
									209 A	Lamar	72 87	
									215 A	Central Ark.	62 66	
									215 H	Central Ark.	45 42	
									242 A	Sam Houston St.	76 79	
									248 H	Tex.-Pan American	68 54	
									251 A	Houston Baptist	74 62	
									251 H	Houston Baptist	90 65	
									254 H	Western Ill.	66 60	
									259 A	Oral Roberts	58 53	
									259 H	Oral Roberts	61 53	
									264 A	Tennessee St.	76 74	
									274 H	Southeastern La.	83 54	
									333 A	Texas-Arlington	64 75	
									345 H	New Orleans	97 44	
LAST 12 Division I GAMES:												
			197 N	McNeese St.	73 78		215 H	Central Ark.	45 42			
			182 H	Nicholls St.	59 55		209 A	Lamar	72 87			
			197 H	McNeese St.	74 69		242 A	Sam Houston St.	76 79			
			251 H	Houston Baptist	90 65		345 H	New Orleans	97 44			
			251 A	Houston Baptist	74 62		274 H	Southeastern La.	83 54			
			259 H	Oral Roberts	61 53		182 A	Nicholls St.	60 67			

Non-Div I Games: Huston-Tillotson 84 64 Incarnate Word 60 56 Abilene Christian 74 71

A&M-Corpus Christi

Loss, Non-Conf, S Site, H Home A Away N Neutral

Average RPI Win: 250	WON-LOST	WINNING	LAST 10	STRENGTH OF	OPP. STRENGTH	TEAM	ADJ.	CONF.	ADJ CONF.
Average RPI Loss: 107	RECORD	PCT. RANK	GAMES	SCHEDULE	OF SCHEDULE	RPI	RPI	RPI	RPI
DIV. I ONLY	13- 20	234	5- 5	137	131	204	204	11	11
DIV. I NON-CONF.	5- 8	220	0- 0	184	195	199	199	11	11
TOTALS	RPI 1-25	RPI 26-50	W-L RECORDS	RPI 51-100	RPI 101-150	RPI 150+			
13- 20	0- 1	0- 1	OVERALL	0- 9	2- 4	11- 5			
7- 7	0- 0	0- 1	HOME	0- 3	2- 0	5- 3			
5- 11	0- 1	0- 0	AWAY	0- 5	0- 3	5- 2			
1- 2	0- 0	0- 0	NEUTRAL	0- 1	0- 1	1- 0			
5- 8	0- 1	0- 1	NON-CONFERENCE	0- 2	0- 2	5- 2			
1- 3	0- 0	0- 1	HOME	0- 0	0- 0	1- 2			
3- 3	0- 1	0- 0	AWAY	0- 1	0- 1	3- 0			
1- 2	0- 0	0- 0	NEUTRAL	0- 1	0- 1	1- 0			
8- 12	0- 0	0- 0	CONFERENCE	0- 7	2- 2	6- 3			
6- 4	0- 0	0- 0	HOME	0- 3	2- 0	4- 1			
2- 8	0- 0	0- 0	AWAY	0- 4	0- 2	2- 2			
0- 0	0- 0	0- 0	NEUTRAL	0- 0	0- 0	0- 0			

RPI 1-25				RPI 26-50				RPI 51-100				RPI 101+ Team's RPI: 204			
RPI	S	Opponent	Score	RPI	S	Opponent	Score	RPI	S	Opponent	Score	RPI	S	Opponent	Score
2	A	UConn	38 96	41	H	Marist	65 76	58	A	Army	45 72	111	A	Holy Cross	59 69
								58	A	Army	45 49	111	H	Holy Cross	67 65
								58	H	Army	48 75	129	A	Boston College	52 63
								62	N	St. Bonaventure	64 65	130	N	Old Dominion	56 62
								64	A	Navy	50 70	137	A	Bucknell	50 62
								64	H	Navy	57 68	137	H	Bucknell	86 58
								71	A	American	44 69	152	A	Lafayette	61 59
								71	H	American	56 63	152	H	Lafayette	63 68
								82	A	Harvard	67 76	200	H	Northeastern	62 73
												202	H	Yale	68 78
												213	A	Colgate	64 81
												213	H	Colgate	72 68
												227	A	New Hampshire	69 58
												230	A	Lehigh	54 67
												230	H	Lehigh	71 64
												282	N	Monmouth	52 43
												303	A	Loyola Maryland	70 60
												303	H	Loyola Maryland	40 35
												303	H	Loyola Maryland	74 55
												313	A	Massachusetts	66 63
												334	H	Rhode Island	52 49
												337	A	Vermont	80 62
LAST 12 Division I GAMES:															
		58	A	Army	45	49		303	H	Loyola Maryland	74	55			
		303	H	Loyola Maryland	40	35		213	H	Colgate	72	68			
		111	H	Holy Cross	67	65		152	A	Lafayette	61	59			
		58	H	Army	48	75		64	H	Navy	57	68			
		137	A	Bucknell	50	62		230	A	Lehigh	54	67			
		71	A	American	44	69		58	A	Army	45	72			

Non-Div I Games:

Boston U.

■ Loss,
 ■ Non-Conf, S Site,
 ■ Home
 ■ Away
 N Neutral

Average RPI Win:	216	WON-LOST	WINNING	LAST 10	STRENGTH OF	OPP. STRENGTH	TEAM	ADJ.	CONF.	ADJ CONF.
Average RPI Loss:	107	RECORD	PCT. RANK	GAMES	SCHEDULE	OF SCHEDULE	RPI	RPI	RPI	RPI
DIV. I ONLY	12- 20	247	5- 5	105	103	205	205	10	10	
DIV. I NON-CONF.	5- 8	220	0- 0	158	118	226	226	10	10	
TOTALS	RPI 1-25	RPI 26-50	W-L RECORDS	RPI 51-100	RPI 101-150	RPI 150+				
12- 20	0- 4	0- 1	OVERALL	0- 4	3- 5	9- 6				
8- 7	0- 2	0- 1	HOME	0- 0	2- 3	6- 1				
2- 13	0- 2	0- 0	AWAY	0- 4	0- 2	2- 5				
2- 0	0- 0	0- 0	NEUTRAL	0- 0	1- 0	1- 0				
5- 8	0- 3	0- 0	NON-CONFERENCE	0- 1	2- 1	3- 3				
5- 2	0- 1	0- 0	HOME	0- 0	2- 1	3- 0				
0- 6	0- 2	0- 0	AWAY	0- 1	0- 0	0- 3				
0- 0	0- 0	0- 0	NEUTRAL	0- 0	0- 0	0- 0				
7- 12	0- 1	0- 1	CONFERENCE	0- 3	1- 4	6- 3				
3- 5	0- 1	0- 1	HOME	0- 0	0- 2	3- 1				
2- 7	0- 0	0- 0	AWAY	0- 3	0- 2	2- 2				
2- 0	0- 0	0- 0	NEUTRAL	0- 0	1- 0	1- 0				

RPI 1-25				RPI 26-50				RPI 51-100				RPI 101+ Team's RPI: 205			
RPI	S	Opponent	Score	RPI	S	Opponent	Score	RPI	S	Opponent	Score	RPI	S	Opponent	Score
6	A	South Carolina	45 68	30	H	Southern Miss.	56 67	59	A	UTEP	72 81	105	A	Tulane	61 75
14	A	Texas A&M	52 80					59	A	UTEP	75 85	114	H	Arkansas St.	68 91
15	H	LSU	69 81					81	A	Virginia	82 95	127	H	Charlotte	61 85
17	H	Middle Tenn.	51 68					94	A	East Carolina	55 86	127	N	Charlotte	64 55
												130	A	Old Dominion	64 75
												139	H	UALR	50 39
												141	H	Northwestern St.	74 40
												143	H	UAB	62 71
												157	A	Ole Miss	68 79
												165	H	FIU	67 65
												172	A	Rice	68 82
												172	H	Rice	56 61
												182	A	Nicholls St.	78 80
												186	H	UTSA	71 50
												192	H	Fla. Atlantic	64 63
												197	A	McNeese St.	51 63
												208	A	Tulsa	82 75
												233	A	North Texas	67 54
												233	N	North Texas	77 59
												270	A	Marshall	55 69
												273	H	La.-Lafayette	51 44
												344	H	Alabama A&M	81 51
												345	H	New Orleans	69 39
LAST 12 Division I GAMES:															
				59	A	UTEP	72 81	172	H	Rice	56 61				
				127	N	Charlotte	64 55	208	A	Tulsa	82 75				
				233	N	North Texas	77 59	143	H	UAB	62 71				
				165	H	FIU	67 65	127	H	Charlotte	61 85				
				233	A	North Texas	67 54	270	A	Marshall	55 69				
				130	A	Old Dominion	64 75	59	A	UTEP	75 85				

Non-Div I Games:

Louisiana Tech

■ Loss,
 ■ Non-Conf,
 ■ S Site,
 ■ Home
 ■ A Away
 N Neutral

Evansville

Through Games Of March 16, 2014

Average RPI Win:	210	WON-LOST	WINNING	LAST 10	STRENGTH OF	OPP. STRENGTH	TEAM	ADJ.	CONF.	ADJ CONF.
Average RPI Loss:	195	RECORD	PCT. RANK	GAMES	SCHEDULE	OF SCHEDULE	RPI	RPI	RPI	RPI
DIV. I ONLY	15- 15	163	8- 2	260	231	206	206	19	19	
DIV. I NON-CONF.	5- 6	173	0- 0	250	302	218	218	18	18	
TOTALS	RPI 1-25	RPI 26-50	W-L RECORDS	RPI 51-100	RPI 101-150	RPI 150+				
15- 15	0- 0	0- 0	OVERALL	1- 2	3- 3	11- 10				
9- 5	0- 0	0- 0	HOME	1- 0	2- 1	6- 4				
6- 9	0- 0	0- 0	AWAY	0- 2	1- 2	5- 5				
0- 1	0- 0	0- 0	NEUTRAL	0- 0	0- 0	0- 1				
5- 6	0- 0	0- 0	NON-CONFERENCE	0- 1	1- 1	4- 4				
4- 1	0- 0	0- 0	HOME	0- 0	1- 0	3- 1				
1- 5	0- 0	0- 0	AWAY	0- 1	0- 1	1- 3				
0- 0	0- 0	0- 0	NEUTRAL	0- 0	0- 0	0- 0				
10- 9	0- 0	0- 0	CONFERENCE	1- 1	2- 2	7- 6				
5- 4	0- 0	0- 0	HOME	1- 0	1- 1	3- 3				
5- 4	0- 0	0- 0	AWAY	0- 1	1- 1	4- 2				
0- 1	0- 0	0- 0	NEUTRAL	0- 0	0- 0	0- 1				

RPI S	Opponent	Score	RPI S	Opponent	Score	RPI S	Opponent	Score	RPI S	Opponent	Score	Team's RPI: 206
						75	A UT Martin	77 93	104	A Missouri	43 78	
						83	A Wichita St.	48 66	119	A Indiana St.	63 56	
						83	H Wichita St.	63 54	119	H Indiana St.	46 67	
									132	H Ball St.	80 69	
									144	A UNI	56 64	
									144	H UNI	59 50	
									167	A Drake	71 67	
									167	H Drake	57 72	
									167	N Drake	61 71	
									193	A Missouri St.	70 87	
									193	H Missouri St.	72 65	
									198	H Toledo	90 80	
									207	H IPFW	80 67	
									210	A Saint Louis	49 50	
									216	A Illinois St.	75 62	
									216	H Illinois St.	54 78	
									250	A Troy	86 94	
									255	A Loyola Chicago	77 63	
									255	H Loyola Chicago	75 57	
									263	A Austin Peay	65 50	
									265	A San Jose St.	84 90	
									283	A Bradley	73 55	
									283	H Bradley	76 77	
									298	H Eastern Ill.	81 46	
									312	H Murray St.	50 62	
									335	A Southern Ill.	57 66	
LAST 12 Division I GAMES:												
			167	N Drake	61 71		119	A Indiana St.	63 56			
			255	A Loyola Chicago	77 63		216	A Illinois St.	75 62			
			283	A Bradley	73 55		144	H UNI	59 50			
			193	H Missouri St.	72 65		167	H Drake	57 72			
			83	H Wichita St.	63 54		83	A Wichita St.	48 66			
			335	H Southern Ill.	67 31		193	A Missouri St.	70 87			

Non-Div I Games:

Evansville

Loss, Non-Conf, S Site, H Home A Away N Neutral

RPI S Opponent Score

RPI	S	Opponent	Score
335	H	Southern Ill.	67 31

E
v
a
n
s
v
i
l
l
e

E
v
a
n
s
v
i
l
l
e

Evansville

Average RPI Win:	258	WON-LOST	WINNING	LAST 10	STRENGTH OF	OPP. STRENGTH	TEAM	ADJ.	CONF.	ADJ CONF.
Average RPI Loss:	150	RECORD	PCT. RANK	GAMES	SCHEDULE	OF SCHEDULE	RPI	RPI	RPI	RPI
DIV. I ONLY	13- 14	180	5- 5	253	238	207	207	21	21	
DIV. I NON-CONF.	5- 7	199	0- 0	189	256	189	189	19	19	
TOTALS	RPI 1-25	RPI 26-50	W-L RECORDS	RPI 51-100	RPI 101-150	RPI 150+				
13- 14	0- 1	1- 2	OVERALL	0- 2	2- 3	10- 6				
8- 3	0- 0	0- 1	HOME	0- 1	2- 1	6- 0				
5- 9	0- 1	1- 1	AWAY	0- 1	0- 2	4- 4				
0- 2	0- 0	0- 0	NEUTRAL	0- 0	0- 0	0- 2				
5- 7	0- 1	1- 0	NON-CONFERENCE	0- 2	0- 1	4- 3				
2- 2	0- 0	0- 0	HOME	0- 1	0- 1	2- 0				
3- 4	0- 1	1- 0	AWAY	0- 1	0- 0	2- 2				
0- 1	0- 0	0- 0	NEUTRAL	0- 0	0- 0	0- 1				
8- 7	0- 0	0- 2	CONFERENCE	0- 0	2- 2	6- 3				
6- 1	0- 0	0- 1	HOME	0- 0	2- 0	4- 0				
2- 5	0- 0	0- 1	AWAY	0- 0	0- 2	2- 2				
0- 1	0- 0	0- 0	NEUTRAL	0- 0	0- 0	0- 1				





























































RPI 1-25				RPI 26-50				RPI 51-100				RPI 101+ Team's RPI: 207			
RPI	S	Opponent	Score	RPI	S	Opponent	Score	RPI	S	Opponent	Score	RPI	S	Opponent	Score
9	A	Purdue	70 91	31	A	Michigan St.	81 76	83	A	Wichita St.	46 69	126	A	IUPUI	68 70
				49	A	South Dakota St.	60 77	84	H	Indiana	80 85	126	H	IUPUI	78 73
				49	H	South Dakota St.	66 77					132	H	Ball St.	75 83
												136	A	South Dakota	71 84
												136	H	South Dakota	96 78
												168	N	Mt. St. Mary's	77 86
												206	A	Evansville	67 80
												254	A	Western Ill.	65 68
												254	H	Western Ill.	99 92
												255	A	Loyola Chicago	61 82
												271	A	Denver	66 71
												271	H	Denver	81 78
												271	N	Denver	73 79
												292	A	SIU Edwardsville	91 74
												292	H	SIU Edwardsville	96 71
												318	A	North Dakota St.	98 89
												318	H	North Dakota St.	57 51
												325	A	Omaha	81 71
												325	H	Omaha	89 76
												335	H	Southern Ill.	79 62
												336	A	Detroit	84 73
LAST 12 Division I GAMES:															
				271	N	Denver	73 79	318	H	North Dakota St.	57 51				
				325	H	Omaha	89 76	49	H	South Dakota St.	66 77				
				254	H	Western Ill.	99 92	254	A	Western Ill.	65 68				
				126	H	IUPUI	78 73	325	A	Omaha	81 71				
				271	A	Denver	66 71	126	A	IUPUI	68 70				
				136	A	South Dakota	71 84	136	H	South Dakota	96 78				

Non-Div I Games: Indiana Tech 101 45 Grace (IN) 99 54

IPFW

Loss, Non-Conf, S Site, H Home A Away N Neutral

Average RPI Win: 233	WON-LOST	WINNING	LAST 10	STRENGTH OF	OPP. STRENGTH	TEAM	ADJ.	CONF.	ADJ CONF.
Average RPI Loss: 126	RECORD	PCT. RANK	GAMES	SCHEDULE	OF SCHEDULE	RPI	RPI	RPI	RPI
DIV. I ONLY	11- 16	224	2- 8	156	120	208	208	10	10
DIV. I NON-CONF.	5- 5	148	0- 0	263	241	205	205	10	10
TOTALS	RPI 1-25	RPI 26-50	W-L RECORDS	RPI 51-100	RPI 101-150	RPI 150+			
11- 16	0- 1	0- 1	OVERALL	0- 4	1- 4	10- 6			
6- 6	0- 1	0- 0	HOME	0- 0	1- 1	5- 4			
4- 8	0- 0	0- 1	AWAY	0- 3	0- 3	4- 1			
1- 2	0- 0	0- 0	NEUTRAL	0- 1	0- 0	1- 1			
5- 5	0- 0	0- 0	NON-CONFERENCE	0- 2	0- 1	5- 2			
3- 1	0- 0	0- 0	HOME	0- 0	0- 0	3- 1			
1- 3	0- 0	0- 0	AWAY	0- 1	0- 1	1- 1			
1- 1	0- 0	0- 0	NEUTRAL	0- 1	0- 0	1- 0			
6- 11	0- 1	0- 1	CONFERENCE	0- 2	1- 3	5- 4			
3- 5	0- 1	0- 0	HOME	0- 0	1- 1	2- 3			
3- 5	0- 0	0- 1	AWAY	0- 2	0- 2	3- 0			
0- 1	0- 0	0- 0	NEUTRAL	0- 0	0- 0	0- 1			

RPI 1-25	RPI 26-50	RPI 51-100	RPI 101+ Team's RPI: 208
RPI S Opponent Score	RPI S Opponent Score	RPI S Opponent Score	RPI S Opponent Score
17  Middle Tenn. 57 	30  Southern Miss. 73 	59  UTEP 66 	105  Tulane 61 
		74  Arkansas 43 	127  Charlotte 68 57
		82 N Harvard 57 	128  Kansas 78 
		94  East Carolina 69 	130  Old Dominion 53 
			143  UAB 65 
			165  FIU 78 73
			172  Rice 59 
			183  Texas Southern 80 
			186  UTSA 73 62
			186 N UTSA 89 
			192  Fla. Atlantic 86 
			205  Louisiana Tech 75 
			209  Lamar 68 67
			210  Saint Louis 54 
			233  North Texas 79 63
			233  North Texas 63 43
			244  Western Mich. 60 59
			259  Oral Roberts 72 58
			270  Marshall 80 62
			320  Valparaiso 84 70
			321 N UNC Greensboro 76 71
LAST 12 Division I GAMES:			
186 N UTSA 89 	30  Southern Miss. 73 		
127  Charlotte 68 57	172  Rice 59 		
94  East Carolina 69 	192  Fla. Atlantic 86 		
105  Tulane 61 	130  Old Dominion 53 		
233  North Texas 63 43	17  Middle Tenn. 57 		
205  Louisiana Tech 75 	233  North Texas 79 63		

Non-Div I Games: Abilene Christian 81 61

Tulsa

Average RPI Win: 234	WON-LOST	WINNING	LAST 10	STRENGTH OF	OPP. STRENGTH	TEAM	ADJ.	CONF.	ADJ CONF.
Average RPI Loss: 181	RECORD	PCT. RANK	GAMES	SCHEDULE	OF SCHEDULE	RPI	RPI	RPI	RPI
DIV. I ONLY	15- 12	132	7- 3	318	232	209	209	25	25
DIV. I NON-CONF.	4- 6	211	0- 0	264	155	222	222	23	23
TOTALS	RPI 1-25	RPI 26-50	W-L RECORDS	RPI 51-100	RPI 101-150	RPI 150+			
15- 12	0- 0	0- 1	OVERALL	0- 1	1- 2	14- 8			
8- 4	0- 0	0- 0	HOME	0- 0	0- 1	8- 3			
6- 6	0- 0	0- 1	AWAY	0- 1	1- 0	5- 4			
1- 2	0- 0	0- 0	NEUTRAL	0- 0	0- 1	1- 1			
4- 6	0- 0	0- 1	NON-CONFERENCE	0- 1	0- 0	4- 4			
1- 2	0- 0	0- 0	HOME	0- 0	0- 0	1- 2			
2- 3	0- 0	0- 1	AWAY	0- 1	0- 0	2- 1			
1- 1	0- 0	0- 0	NEUTRAL	0- 0	0- 0	1- 1			
11- 6	0- 0	0- 0	CONFERENCE	0- 0	1- 2	10- 4			
7- 2	0- 0	0- 0	HOME	0- 0	0- 1	7- 1			
4- 3	0- 0	0- 0	AWAY	0- 0	1- 0	3- 3			
0- 1	0- 0	0- 0	NEUTRAL	0- 0	0- 1	0- 0			

RPI S	Opponent	Score	RPI S	Opponent	Score	RPI S	Opponent	Score	RPI S	Opponent	Score	Team's RPI: 209
29	A Oklahoma St.	56 83	99	A SMU	79 82	141	A Northwestern St.	84 79				
						141	H Northwestern St.	60 67				
						141	N Northwestern St.	60 61				
						172	H Rice	64 67				
						178	A Stephen F. Austin	43 64				
						178	H Stephen F. Austin	75 73				
						182	H Nicholls St.	82 68				
						186	A UTSA	63 59				
						193	A Missouri St.	60 87				
						195	H Texas St.	68 55				
						197	H McNeese St.	72 58				
						203	H A&M-Corpus Christi	87 72				
						208	H Tulsa	67 68				
						215	A Central Ark.	56 53				
						226	N Northern Ill.	52 79				
						242	A Sam Houston St.	70 45				
						242	H Sam Houston St.	81 64				
						251	H Houston Baptist	66 76				
						259	A Oral Roberts	78 84				
						273	A La.-Lafayette	68 60				
						274	A Southeastern La.	62 67				
						274	H Southeastern La.	92 77				
						296	N Milwaukee	75 63				
						345	A New Orleans	80 53				
						345	H New Orleans	83 51				
LAST 12 Division I GAMES:												
141	N Northwestern St.	60 61	141	H Northwestern St.	60 67							
274	H Southeastern La.	92 77	178	H Stephen F. Austin	75 73							
345	H New Orleans	83 51	242	A Sam Houston St.	70 45							
215	A Central Ark.	56 53	203	H A&M-Corpus Christi	87 72							
259	A Oral Roberts	78 84	251	H Houston Baptist	66 76							
242	H Sam Houston St.	81 64	274	A Southeastern La.	62 67							

Non-Div I Games: Incarnate Word 76 69 Abilene Christian 85 83 Our Lady Of The Lak94 60

Lamar

Loss, Non-Conf, S Site, H Home A Away N Neutral

Saint Louis

Through Games Of March 16, 2014

Average RPI Win:	238	WON-LOST	WINNING	LAST 10	STRENGTH OF	OPP. STRENGTH	TEAM	ADJ.	CONF.	ADJ CONF.
Average RPI Loss:	116	RECORD	PCT. RANK	GAMES	SCHEDULE	OF SCHEDULE	RPI	RPI	RPI	RPI
DIV. I ONLY	12- 18	230	5- 5	120	160	210	210	9	9	
DIV. I NON-CONF.	5- 8	220	0- 0	249	318	273	273	9	9	
TOTALS	RPI 1-25	RPI 26-50	W-L RECORDS	RPI 51-100	RPI 101-150	RPI 150+				
12- 18	1- 2	0- 2	OVERALL	1- 6	0- 4	10- 4				
9- 5	0- 1	0- 1	HOME	1- 1	0- 2	8- 0				
3- 10	1- 1	0- 1	AWAY	0- 5	0- 1	2- 2				
0- 3	0- 0	0- 0	NEUTRAL	0- 0	0- 1	0- 2				
5- 8	0- 0	0- 0	NON-CONFERENCE	0- 2	0- 3	5- 3				
5- 1	0- 0	0- 0	HOME	0- 0	0- 1	5- 0				
0- 5	0- 0	0- 0	AWAY	0- 2	0- 1	0- 2				
0- 2	0- 0	0- 0	NEUTRAL	0- 0	0- 1	0- 1				
7- 10	1- 2	0- 2	CONFERENCE	1- 4	0- 1	5- 1				
4- 4	0- 1	0- 1	HOME	1- 1	0- 1	3- 0				
3- 5	1- 1	0- 1	AWAY	0- 3	0- 0	2- 0				
0- 1	0- 0	0- 0	NEUTRAL	0- 0	0- 0	0- 1				

RPI 1-25				RPI 26-50				RPI 51-100				RPI 101+ Team's RPI: 210			
RPI	S	Opponent	Score	RPI	S	Opponent	Score	RPI	S	Opponent	Score	RPI	S	Opponent	Score
16	A	Dayton	58 67	37	A	Fordham	52 74	62	A	St. Bonaventure	60 62	104	H	Missouri	59 74
16	H	Dayton	74 90	37	H	Fordham	45 56	62	H	St. Bonaventure	72 65	111	N	Holy Cross	49 51
22	A	Saint Joseph's	69 65					72	A	George Washington	61 84	124	H	Richmond	58 67
								79	H	Duquesne	47 59	144	A	UNI	65 74
								84	A	Indiana	69 85	162	H	La Salle	53 43
								87	A	Winthrop	61 70	162	N	La Salle	56 65
								100	A	VCU	67 74	206	H	Evansville	50 49
												208	H	Tulsa	65 54
												254	A	Western Ill.	85 87
												281	A	George Mason	65 62
												284	N	William & Mary	56 66
												298	H	Eastern Ill.	71 52
												311	H	Southeast Mo. St.	52 34
												312	A	Murray St.	64 83
												313	H	Massachusetts	87 68
												320	H	Valparaiso	78 56
												334	A	Rhode Island	58 50
												334	H	Rhode Island	57 53
LAST 12 Division I GAMES:															
162	N	La Salle	56 65	62	H	St. Bonaventure	72 65								
313	H	Massachusetts	87 68	281	A	George Mason	65 62								
16	A	Dayton	58 67	37	H	Fordham	45 56								
100	A	VCU	67 74	162	H	La Salle	53 43								
334	H	Rhode Island	57 53	22	A	Saint Joseph's	69 65								
16	H	Dayton	74 90	334	A	Rhode Island	58 50								

Non-Div I Games:

Saint Louis

■ Loss,
 ■ Non-Conf,
 ■ S Site,
 ■ Home
 ■ A Away
 N Neutral

Average RPI Win:	236	WON-LOST	WINNING	LAST 10	STRENGTH OF	OPP. STRENGTH	TEAM	ADJ.	CONF.	ADJ CONF.
Average RPI Loss:	143	RECORD	PCT. RANK	GAMES	SCHEDULE	OF SCHEDULE	RPI	RPI	RPI	RPI
DIV. I ONLY	13- 16	200	5- 5	134	260	211	211	22	22	
DIV. I NON-CONF.	2- 9	299	0- 0	60	269	259	259	21	21	
TOTALS	RPI 1-25	RPI 26-50	W-L RECORDS	RPI 51-100	RPI 101-150	RPI 150+				
13- 16	0- 1	0- 0	OVERALL	0- 5	3- 5	10- 5				
8- 8	0- 1	0- 0	HOME	0- 2	1- 3	7- 2				
4- 6	0- 0	0- 0	AWAY	0- 2	2- 1	2- 3				
1- 2	0- 0	0- 0	NEUTRAL	0- 1	0- 1	1- 0				
2- 9	0- 1	0- 0	NON-CONFERENCE	0- 2	0- 4	2- 2				
1- 6	0- 1	0- 0	HOME	0- 1	0- 2	1- 2				
0- 2	0- 0	0- 0	AWAY	0- 1	0- 1	0- 0				
1- 1	0- 0	0- 0	NEUTRAL	0- 0	0- 1	1- 0				
11- 7	0- 0	0- 0	CONFERENCE	0- 3	3- 1	8- 3				
7- 2	0- 0	0- 0	HOME	0- 1	1- 1	6- 0				
4- 4	0- 0	0- 0	AWAY	0- 1	2- 0	2- 3				
0- 1	0- 0	0- 0	NEUTRAL	0- 1	0- 0	0- 0				

RPI 1-25				RPI 26-50				RPI 51-100				RPI 101+ Team's RPI: 211			
RPI	S	Opponent	Score	RPI	S	Opponent	Score	RPI	S	Opponent	Score	RPI	S	Opponent	Score
12	H	West Virginia	58 85					76	A	Akron	75 91	110	A	Green Bay	72 63
								91	A	Wright St.	81 93	110	H	Green Bay	66 57
								91	H	Wright St.	70 85	118	N	Delaware	48 69
								91	N	Wright St.	70 98	121	A	Ill.-Chicago	69 58
								100	H	VCU	66 85	121	H	Ill.-Chicago	65 73
												126	H	IUPUI	57 66
												134	H	Cincinnati	62 83
												137	A	Bucknell	41 66
												153	H	Northern Ky.	67 53
												154	H	Buffalo	65 72
												201	A	Cleveland St.	80 84
												201	H	Cleveland St.	94 81
												231	A	Oakland	67 87
												231	H	Oakland	79 64
												231	H	Oakland	68 64
												269	H	Miami (OH)	67 70
												296	A	Milwaukee	81 69
												296	H	Milwaukee	87 71
												320	A	Valparaiso	62 49
												320	H	Valparaiso	84 56
												336	A	Detroit	60 75
												336	H	Detroit	80 71
												337	N	Vermont	74 67
LAST 12 Division I GAMES:															
				91	N	Wright St.	70 98	110	A	Green Bay	72 63				
				231	H	Oakland	68 64	296	A	Milwaukee	81 69				
				201	H	Cleveland St.	94 81	320	H	Valparaiso	84 56				
				91	H	Wright St.	70 85	231	A	Oakland	67 87				
				336	A	Detroit	60 75	91	A	Wright St.	81 93				
				121	H	Ill.-Chicago	65 73	201	A	Cleveland St.	80 84				

Non-Div I Games: Malone 80 73 Ohio Valley 84 52

Youngstown St.

Loss, Non-Conf, S Site, H Home A Away N Neutral

Average RPI Win:	232	WON-LOST	WINNING	LAST 10	STRENGTH OF	OPP. STRENGTH	TEAM	ADJ.	CONF.	ADJ CONF.
Average RPI Loss:	85	RECORD	PCT. RANK	GAMES	SCHEDULE	OF SCHEDULE	RPI	RPI	RPI	RPI
DIV. I ONLY	9- 20	274	2- 8	82	81	212	212	6	6	
DIV. I NON-CONF.	6- 4	114	0- 0	145	308	150	150	6	6	
TOTALS	RPI 1-25	RPI 26-50	W-L RECORDS	RPI 51-100	RPI 101-150	RPI 150+				
9- 20	0- 5	0- 0	OVERALL	1- 6	0- 6	8- 3				
6- 9	0- 3	0- 0	HOME	1- 3	0- 2	5- 1				
3- 10	0- 2	0- 0	AWAY	0- 3	0- 3	3- 2				
0- 1	0- 0	0- 0	NEUTRAL	0- 0	0- 1	0- 0				
6- 4	0- 1	0- 0	NON-CONFERENCE	0- 1	0- 1	6- 1				
4- 2	0- 1	0- 0	HOME	0- 1	0- 0	4- 0				
2- 2	0- 0	0- 0	AWAY	0- 0	0- 1	2- 1				
0- 0	0- 0	0- 0	NEUTRAL	0- 0	0- 0	0- 0				
3- 16	0- 4	0- 0	CONFERENCE	1- 5	0- 5	2- 2				
2- 7	0- 2	0- 0	HOME	1- 2	0- 2	1- 1				
1- 8	0- 2	0- 0	AWAY	0- 3	0- 2	1- 1				
0- 1	0- 0	0- 0	NEUTRAL	0- 0	0- 1	0- 0				

RPI	S	Opponent	Score	RPI	S	Opponent	Score	RPI	S	Opponent	Score	RPI	S	Opponent	Score	Team's RPI:	212
2	A	UConn	35	83	51	A	Rutgers	50	90	102	A	Temple	54	75			
2	H	UConn	49	77	51	H	Rutgers	48	69	102	H	Temple	54	64			
8	A	Louisville	56	75	57	A	South Fla.	54	89	127	A	Charlotte	52	62			
8	H	Louisville	59	74	57	H	South Fla.	38	63	134	A	Cincinnati	37	47			
17	H	Middle Tenn.	51	63	68	H	Iona	66	78	134	H	Cincinnati	49	50			
					99	A	SMU	67	79	134	N	Cincinnati	52	54			
					99	H	SMU	59	54	165	H	FIU	71	66			
										181	A	Memphis	53	62			
										181	H	Memphis	52	88			
										192	A	Fla. Atlantic	69	82			
										231	A	Oakland	57	54			
										236	A	Houston	67	59			
										236	H	Houston	52	43			
										261	A	Georgia St.	85	77			
										278	H	Howard	65	45			
										290	H	Central Conn. St.	65	51			
										292	H	SIU Edwardsville	68	43			
LAST 12 Division I GAMES:																	
134	N	Cincinnati	52	54	99	H	SMU	59	54								
99	A	SMU	67	79	57	A	South Fla.	54	89								
102	H	Temple	54	64	8	H	Louisville	59	74								
134	H	Cincinnati	49	50	236	H	Houston	52	43								
2	A	UConn	35	83	181	A	Memphis	53	62								
51	A	Rutgers	50	90	134	A	Cincinnati	37	47								

Non-Div I Games: Flagler

84 79

UCF

■ Loss,
 ■ Non-Conf,
 ■ S Site,
 ■ Home
 ■ A Away
 N Neutral

Average RPI Win: 198	WON-LOST	WINNING	LAST 10	STRENGTH OF	OPP. STRENGTH	TEAM	ADJ.	CONF.	ADJ CONF.
Average RPI Loss: 128	RECORD	PCT. RANK	GAMES	SCHEDULE	OF SCHEDULE	RPI	RPI	RPI	RPI
DIV. I ONLY	8- 22	293	3- 7	63	172	213	213	11	11
DIV. I NON-CONF.	4- 7	229	0- 0	23	268	104	104	11	11
TOTALS	RPI 1-25	RPI 26-50	W-L RECORDS	RPI 51-100	RPI 101-150	RPI 150+			
8- 22	0- 1	0- 1	OVERALL	1- 7	1- 5	6- 8			
4- 8	0- 0	0- 0	HOME	1- 4	1- 2	2- 2			
4- 14	0- 1	0- 1	AWAY	0- 3	0- 3	4- 6			
0- 0	0- 0	0- 0	NEUTRAL	0- 0	0- 0	0- 0			
4- 7	0- 1	0- 1	NON-CONFERENCE	0- 2	1- 1	3- 2			
1- 2	0- 0	0- 0	HOME	0- 2	1- 0	0- 0			
3- 5	0- 1	0- 1	AWAY	0- 0	0- 1	3- 2			
0- 0	0- 0	0- 0	NEUTRAL	0- 0	0- 0	0- 0			
4- 15	0- 0	0- 0	CONFERENCE	1- 5	0- 4	3- 6			
3- 6	0- 0	0- 0	HOME	1- 2	0- 2	2- 2			
1- 9	0- 0	0- 0	AWAY	0- 3	0- 2	1- 4			
0- 0	0- 0	0- 0	NEUTRAL	0- 0	0- 0	0- 0			

RPI 1-25				RPI 26-50				RPI 51-100				RPI 101+ Team's RPI: 213			
RPI	S	Opponent	Score	RPI	S	Opponent	Score	RPI	S	Opponent	Score	RPI	S	Opponent	Score
11	A	Gonzaga	31 81	31	A	Michigan St.	46 96	58	A	Army	45 62	103	A	Albany (NY)	50 64
								58	H	Army	71 60	111	A	Holy Cross	56 79
								62	H	St. Bonaventure	72 77	111	H	Holy Cross	65 70
								64	A	Navy	40 71	117	H	Drexel	65 60
								64	H	Navy	47 76	137	A	Bucknell	54 64
								71	A	American	55 72	137	H	Bucknell	72 88
								71	H	American	57 75	152	A	Lafayette	70 81
								82	H	Harvard	76 91	152	H	Lafayette	75 90
												174	A	Robert Morris	68 61
												189	A	Saint Francis (PA)	97 79
												204	A	Boston U.	68 72
												204	H	Boston U.	81 64
												214	A	Cornell	62 76
												227	A	New Hampshire	58 63
												230	A	Lehigh	69 76
												230	A	Lehigh	49 59
												230	H	Lehigh	63 61
												303	A	Loyola Maryland	67 65
												303	H	Loyola Maryland	54 61
												305	A	Columbia	72 44
LAST 12 Division I GAMES:															
230	A	Lehigh	49 59	204	A	Boston U.	68 72								
230	H	Lehigh	63 61	71	H	American	57 75								
152	A	Lafayette	70 81	111	A	Holy Cross	56 79								
303	A	Loyola Maryland	67 65	137	A	Bucknell	54 64								
58	H	Army	71 60	152	H	Lafayette	75 90								
64	H	Navy	47 76	303	H	Loyola Maryland	54 61								

Non-Div I Games:

Colgate

■ Loss,
 ■ Non-Conf,
 ■ S Site,
 ■ H Home
 ■ A Away
 N Neutral

Average RPI Win: 268	WON-LOST	WINNING	LAST 10	STRENGTH OF	OPP. STRENGTH	TEAM	ADJ.	CONF.	ADJ CONF.
Average RPI Loss: 126	RECORD	PCT. RANK	GAMES	SCHEDULE	OF SCHEDULE	RPI	RPI	RPI	RPI
DIV. I ONLY	14- 14	163	3- 7	267	213	214	214	15	15
DIV. I NON-CONF.	8- 6	125	0- 0	306	270	203	203	16	16
TOTALS	RPI 1-25	RPI 26-50	W-L RECORDS	RPI 51-100	RPI 101-150	RPI 150+			
14- 14	0- 0	0- 1	OVERALL	0- 6	0- 2	14- 5			
8- 6	0- 0	0- 0	HOME	0- 3	0- 2	8- 1			
5- 8	0- 0	0- 1	AWAY	0- 3	0- 0	5- 4			
1- 0	0- 0	0- 0	NEUTRAL	0- 0	0- 0	1- 0			
8- 6	0- 0	0- 1	NON-CONFERENCE	0- 0	0- 2	8- 3			
4- 3	0- 0	0- 0	HOME	0- 0	0- 2	4- 1			
3- 3	0- 0	0- 1	AWAY	0- 0	0- 0	3- 2			
1- 0	0- 0	0- 0	NEUTRAL	0- 0	0- 0	1- 0			
6- 8	0- 0	0- 0	CONFERENCE	0- 6	0- 0	6- 2			
4- 3	0- 0	0- 0	HOME	0- 3	0- 0	4- 0			
2- 5	0- 0	0- 0	AWAY	0- 3	0- 0	2- 2			
0- 0	0- 0	0- 0	NEUTRAL	0- 0	0- 0	0- 0			

RPI S	Opponent	Score	RPI S	Opponent	Score	RPI S	Opponent	Score	RPI S	Opponent	Score	Team's RPI: 214
26	A Syracuse	48 89	55	A Penn	43 50	117	H Drexel	44 69				
			55	H Penn	57 67	137	H Bucknell	59 72				
			70	A Princeton	46 69	154	A Buffalo	79 72				
			70	H Princeton	56 71	163	H St. Francis Brooklyn	68 78				
			82	A Harvard	69 84	167	N Drake	59 49				
			82	H Harvard	66 70	174	A Robert Morris	63 76				
						202	A Yale	52 60				
						202	H Yale	65 56				
						213	H Colgate	76 62				
						229	A Seattle	49 52				
						267	A Brown	78 53				
						267	H Brown	80 70				
						278	A Howard	70 58				
						303	H Loyola Maryland	57 53				
						305	A Columbia	64 71				
						305	H Columbia	76 51				
						307	A Dartmouth	78 59				
						307	H Dartmouth	63 50				
						314	A Morgan St.	59 42				
						328	H Binghamton	63 52				
						337	H Vermont	81 46				
LAST 12 Division I GAMES:												
55	A Penn	43 50	82	A Harvard	69 84							
70	A Princeton	46 69	307	A Dartmouth	78 59							
307	H Dartmouth	63 50	70	H Princeton	56 71							
82	H Harvard	66 70	55	H Penn	57 67							
267	A Brown	78 53	202	H Yale	65 56							
202	A Yale	52 60	267	H Brown	80 70							

Non-Div I Games:

Cornell

■ Loss,
 ■ Non-Conf,
 ■ S Site,
 ■ H Home
 ■ A Away
 N Neutral

Central Ark.

Through Games Of March 16, 2014

Average RPI Win:	242	WON-LOST	WINNING	LAST 10	STRENGTH OF	OPP. STRENGTH	TEAM	ADJ.	CONF.	ADJ CONF.
Average RPI Loss:	183	RECORD	PCT. RANK	GAMES	SCHEDULE	OF SCHEDULE	RPI	RPI	RPI	RPI
DIV. I ONLY	14- 12	144	5- 5	289	268	215	215	25	25	
DIV. I NON-CONF.	4- 5	188	0- 0	293	257	247	247	23	23	
TOTALS	RPI 1-25	RPI 26-50	W-L RECORDS	RPI 51-100	RPI 101-150	RPI 150+				
14- 12	0- 0	0- 1	OVERALL	0- 1	1- 2	13- 8				
10- 4	0- 0	0- 1	HOME	0- 0	1- 1	9- 2				
4- 7	0- 0	0- 0	AWAY	0- 1	0- 1	4- 5				
0- 1	0- 0	0- 0	NEUTRAL	0- 0	0- 0	0- 1				
4- 5	0- 0	0- 1	NON-CONFERENCE	0- 1	0- 1	4- 2				
2- 3	0- 0	0- 1	HOME	0- 0	0- 1	2- 1				
2- 2	0- 0	0- 0	AWAY	0- 1	0- 0	2- 1				
0- 0	0- 0	0- 0	NEUTRAL	0- 0	0- 0	0- 0				
10- 7	0- 0	0- 0	CONFERENCE	0- 0	1- 1	9- 6				
8- 1	0- 0	0- 0	HOME	0- 0	1- 0	7- 1				
2- 5	0- 0	0- 0	AWAY	0- 0	0- 1	2- 4				
0- 1	0- 0	0- 0	NEUTRAL	0- 0	0- 0	0- 1				

RPI S	Opponent	Score	RPI S	Opponent	Score	RPI S	Opponent	Score	RPI S	Opponent	Score	Team's RPI: 215
30	H Southern Miss.	60 71	84	A Indiana	53 80	114	H Arkansas St.	61 73	141	A Northwestern St.	45 77	
						141	H Northwestern St.	73 61	157	A Ole Miss	66 63	
						178	A Stephen F. Austin	41 61	178	H Stephen F. Austin	65 42	
						182	A Nicholls St.	60 69	197	A McNeese St.	65 50	
						197	N McNeese St.	62 66	203	A A&M-Corpus Christi	42 45	
						203	H A&M-Corpus Christi	66 62	209	H Lamar	53 56	
						242	H Sam Houston St.	54 49	251	A Houston Baptist	57 55	
						251	H Houston Baptist	67 54	259	A Oral Roberts	60 70	
						259	H Oral Roberts	62 54	263	A Austin Peay	60 81	
						274	H Southeastern La.	80 70	279	H La.-Monroe	63 56	
						286	A Jacksonville St.	58 54	326	H Alcorn	71 39	
						335	H Southern Ill.	37 39	345	H New Orleans	62 30	
LAST 12 Division I GAMES:												
197	N McNeese St.	62 66	251	A Houston Baptist	57 55							
178	A Stephen F. Austin	41 61	203	A A&M-Corpus Christi	42 45							
141	A Northwestern St.	45 77	345	H New Orleans	62 30							
209	H Lamar	53 56	274	H Southeastern La.	80 70							
242	H Sam Houston St.	54 49	182	A Nicholls St.	60 69							
259	H Oral Roberts	62 54	197	A McNeese St.	65 50							

Non-Div I Games: Philander Smith 85 57 Central Baptist 98 36 Incarnate Word 60 40 Abilene Christian 67 54
Central Ark.

Loss, Non-Conf, S Site, H Home A Away N Neutral

Average RPI Win: 207		WON-LOST	WINNING	LAST 10	STRENGTH OF	OPP. STRENGTH	TEAM	ADJ.	CONF.	ADJ CONF.
Average RPI Loss: 148		RECORD	PCT. RANK	GAMES	SCHEDULE	OF SCHEDULE	RPI	RPI	RPI	RPI
DIV. I ONLY		10- 20	266	3- 5	104	194	216	216	19	19
DIV. I NON-CONF.		1- 9	326	0- 0	37	97	243	243	18	18
TOTALS		RPI 1-25	RPI 26-50	W-L RECORDS	RPI 51-100	RPI 101-150	RPI 150+			
10- 20	0- 2		0- 1	OVERALL	1- 5	2- 3	7- 9			
4- 8	0- 0		0- 0	HOME	0- 2	1- 1	3- 5			
4- 10	0- 1		0- 1	AWAY	0- 2	0- 2	4- 4			
2- 2	0- 1		0- 0	NEUTRAL	1- 1	1- 0	0- 0			
1- 9	0- 2		0- 1	NON-CONFERENCE	1- 2	0- 0	0- 4			
0- 3	0- 0		0- 0	HOME	0- 1	0- 0	0- 2			
0- 5	0- 1		0- 1	AWAY	0- 1	0- 0	0- 2			
1- 1	0- 1		0- 0	NEUTRAL	1- 0	0- 0	0- 0			
9- 11	0- 0		0- 0	CONFERENCE	0- 3	2- 3	7- 5			
4- 5	0- 0		0- 0	HOME	0- 1	1- 1	3- 3			
4- 5	0- 0		0- 0	AWAY	0- 1	0- 2	4- 2			
1- 1	0- 0		0- 0	NEUTRAL	0- 1	1- 0	0- 0			

RPI 1-25					
RPI	S	Opponent	Score		
13	N	Penn St.	60	72	
25	A	DePaul	67	80	
RPI 26-50					
RPI	S	Opponent	Score		
37	A	Fordham	32	57	
RPI 51-100					
RPI	S	Opponent	Score		
63	N	Florida	68	64	
70	A	Princeton	39	65	
73	H	Colorado St.	61	76	
83	A	Wichita St.	66	85	
83	H	Wichita St.	58	74	
83	N	Wichita St.	50	66	
RPI 101+					
RPI	S	Opponent	Score		
119	A	Indiana St.	44	47	
119	H	Indiana St.	53	50	
144	A	UNI	70	89	
144	H	UNI	63	83	
144	N	UNI	65	63	
153	A	Northern Ky.	48	61	
167	A	Drake	66	67	
167	H	Drake	80	71	
193	A	Missouri St.	66	57	
193	H	Missouri St.	72	75	
206	A	Evansville	78	54	
206	H	Evansville	62	75	
226	H	Northern Ill.	52	57	
255	A	Loyola Chicago	65	54	
255	H	Loyola Chicago	69	61	
271	H	Denver	60	67	
283	A	Bradley	62	64	
283	H	Bradley	58	59	
296	A	Milwaukee	58	73	
335	A	Southern Ill.	76	59	
335	H	Southern Ill.	68	63	
Team's RPI: 216					
LAST 12 Division I GAMES:					
83	N	Wichita St.	50	66	
144	N	UNI	65	63	
167	A	Drake	66	67	
144	A	UNI	70	89	
255	H	Loyola Chicago	69	61	
283	H	Bradley	58	59	
193	A	Missouri St.	66	57	
83	A	Wichita St.	66	85	
335	H	Southern Ill.	68	63	
206	H	Evansville	62	75	
119	H	Indiana St.	53	50	
283	A	Bradley	62	64	

Non-Div I Games:

Illinois St.

Loss, Non-Conf, S Site, H Home A Away N Neutral

Average RPI Win:	262	WON-LOST	WINNING	LAST 10	STRENGTH OF	OPP. STRENGTH	TEAM	ADJ.	CONF.	ADJ CONF.
Average RPI Loss:	112	RECORD	PCT. RANK	GAMES	SCHEDULE	OF SCHEDULE	RPI	RPI	RPI	RPI
DIV. I ONLY	13- 17	206	5- 5	197	140	217	217	18	18	
DIV. I NON-CONF.	3- 7	260	0- 0	74	21	202	202	22	22	
TOTALS	RPI 1-25	RPI 26-50	W-L RECORDS	RPI 51-100	RPI 101-150	RPI 150+				
13- 17	0- 3	0- 1	OVERALL	1- 5	0- 2	12- 6				
8- 7	0- 2	0- 0	HOME	0- 4	0- 1	8- 0				
4- 9	0- 1	0- 1	AWAY	1- 1	0- 1	3- 5				
1- 1	0- 0	0- 0	NEUTRAL	0- 0	0- 0	1- 1				
3- 7	0- 3	0- 1	NON-CONFERENCE	0- 2	0- 1	3- 0				
2- 4	0- 2	0- 0	HOME	0- 2	0- 0	2- 0				
1- 3	0- 1	0- 1	AWAY	0- 0	0- 1	1- 0				
0- 0	0- 0	0- 0	NEUTRAL	0- 0	0- 0	0- 0				
10- 10	0- 0	0- 0	CONFERENCE	1- 3	0- 1	9- 6				
6- 3	0- 0	0- 0	HOME	0- 2	0- 1	6- 0				
3- 6	0- 0	0- 0	AWAY	1- 1	0- 0	2- 5				
1- 1	0- 0	0- 0	NEUTRAL	0- 0	0- 0	1- 1				

RPI 1-25				RPI 26-50				RPI 51-100				RPI 101+ Team's RPI: 217			
RPI	S	Opponent	Score	RPI	S	Opponent	Score	RPI	S	Opponent	Score	RPI	S	Opponent	Score
6	H	South Carolina	54 88	34	A	Southern California	61 65	53	H	San Diego	45 48	125	H	Wyoming	60 69
14	A	Texas A&M	35 72					73	A	Colorado St.	48 95	133	A	Sacramento St.	89 93
18	H	North Carolina St.	67 84					73	H	Colorado St.	61 64	159	A	Nevada	65 84
								92	H	UCLA	55 56	159	N	Nevada	48 53
								97	A	Fresno St.	70 69	161	A	Utah St.	69 79
								97	H	Fresno St.	63 67	161	H	Utah St.	88 72
												190	A	Boise St.	64 73
												190	H	Boise St.	75 65
												234	A	UNLV	59 74
												234	H	UNLV	64 63
												265	A	San Jose St.	77 63
												265	H	San Jose St.	88 65
												269	H	Miami (OH)	75 64
												275	A	New Mexico	46 62
												275	H	New Mexico	53 48
												304	H	UC Riverside	58 57
												317	A	UC Santa Barbara	71 67
												343	A	Air Force	77 66
												343	H	Air Force	72 39
												343	N	Air Force	63 56
LAST 12 Division I GAMES:															
				159	N	Nevada	48 53	275	H	New Mexico	53 48				
				343	N	Air Force	63 56	161	A	Utah St.	69 79				
				275	A	New Mexico	46 62	343	A	Air Force	77 66				
				234	H	UNLV	64 63	125	H	Wyoming	60 69				
				97	H	Fresno St.	63 67	159	A	Nevada	65 84				
				265	A	San Jose St.	77 63	190	H	Boise St.	75 65				

Non-Div I Games:

San Diego St.

■ Loss,
 ■ Non-Conf,
 ■ S Site,
 ■ Home
 ■ A Away
 N Neutral

B
r
y
a
n
tB
r
y
a
n
t

Bryant

Page 236

RPI S Opponent Score

RPI	S	Opponent	Score	
307	A	Dartmouth	79	69
329	H	UMass Lowell	100	52
337	H	Vermont	82	71
342	A	Fairleigh Dickinson	81	51
342	H	Fairleigh Dickinson	77	63

B
r
y
a
n
t

B
r
y
a
n
t

Bryant

Average RPI Win:	274	WON-LOST	WINNING	LAST 10	STRENGTH OF	OPP. STRENGTH	TEAM	ADJ.	CONF.	ADJ CONF.
Average RPI Loss:	122	RECORD	PCT. RANK	GAMES	SCHEDULE	OF SCHEDULE	RPI	RPI	RPI	RPI
DIV. I ONLY	15- 17	182	4- 6	231	212	219	219	16	16	
DIV. I NON-CONF.	4- 5	188	0- 0	241	309	249	249	15	15	
TOTALS	RPI 1-25	RPI 26-50	W-L RECORDS	RPI 51-100	RPI 101-150	RPI 150+				
15- 17	0- 0	0- 3	OVERALL	1- 5	1- 4	13- 5				
8- 7	0- 0	0- 1	HOME	1- 2	0- 2	7- 2				
4- 9	0- 0	0- 1	AWAY	0- 3	0- 2	4- 3				
3- 1	0- 0	0- 1	NEUTRAL	0- 0	1- 0	2- 0				
4- 5	0- 0	0- 0	NON-CONFERENCE	0- 2	0- 2	4- 1				
3- 2	0- 0	0- 0	HOME	0- 1	0- 1	3- 0				
0- 3	0- 0	0- 0	AWAY	0- 1	0- 1	0- 1				
1- 0	0- 0	0- 0	NEUTRAL	0- 0	0- 0	1- 0				
11- 12	0- 0	0- 3	CONFERENCE	1- 3	1- 2	9- 4				
5- 5	0- 0	0- 1	HOME	1- 1	0- 1	4- 2				
4- 6	0- 0	0- 1	AWAY	0- 2	0- 1	4- 2				
2- 1	0- 0	0- 1	NEUTRAL	0- 0	1- 0	1- 0				

RPI 1-25				RPI 26-50				RPI 51-100				RPI 101+				Team's RPI: 219	
RPI	S	Opponent	Score	RPI	S	Opponent	Score	RPI	S	Opponent	Score	RPI	S	Opponent	Score		
				41	A	Marist	56 66	64	A	Navy	64 75	113	A	Fairfield	50 52		
				41	H	Marist	51 79	68	A	Iona	66 73	113	H	Fairfield	61 67		
				41	N	Marist	59 70	68	H	Iona	92 90	113	N	Fairfield	63 56		
								69	A	Quinnipiac	59 71	118	H	Delaware	54 65		
								69	H	Quinnipiac	44 54	138	A	Seton Hall	75 86		
								70	H	Princeton	62 75	152	A	Lafayette	62 67		
												225	A	Canisius	63 66		
												225	H	Canisius	72 76		
												262	A	Niagara	60 68		
												262	H	Niagara	82 72		
												266	A	Manhattan	73 56		
												266	H	Manhattan	47 50		
												282	A	Monmouth	64 53		
												282	H	Monmouth	74 64		
												290	H	Central Conn. St.	61 58		
												291	A	Siena	77 63		
												291	H	Siena	73 70		
												300	H	LIU Brooklyn	62 48		
												328	H	Binghamton	66 63		
												332	A	Saint Peter's	56 55		
												332	H	Saint Peter's	68 40		
												332	N	Saint Peter's	64 55		
												341	N	UMBC	60 48		
LAST 12 Division I GAMES:																	
				41	N	Marist	59 70	282	H	Monmouth	74 64						
				113	N	Fairfield	63 56	68	A	Iona	66 73						
				332	N	Saint Peter's	64 55	113	A	Fairfield	50 52						
				225	A	Canisius	63 66	262	H	Niagara	82 72						
				262	A	Niagara	60 68	68	H	Iona	92 90						
				41	H	Marist	51 79	266	A	Manhattan	73 56						

Non-Div I Games:

Rider

■ Loss,
 ■ Non-Conf,
 ■ S Site,
 ■ H Home
 ■ A Away
 N Neutral

Northern Colo.

Through Games Of March 16, 2014

Average RPI Win:	252	WON-LOST	WINNING	LAST 10	STRENGTH OF	OPP. STRENGTH	TEAM	ADJ.	CONF.	ADJ CONF.
Average RPI Loss:	131	RECORD	PCT. RANK	GAMES	SCHEDULE	OF SCHEDULE	RPI	RPI	RPI	RPI
DIV. I ONLY	13- 15	192	3- 7	258	180	220	220	14	14	
DIV. I NON-CONF.	5- 3	106	0- 0	298	240	180	180	17	17	
TOTALS	RPI 1-25	RPI 26-50	W-L RECORDS	RPI 51-100	RPI 101-150	RPI 150+				
13- 15	0- 0	0- 1	OVERALL	0- 6	2- 2	11- 6				
7- 7	0- 0	0- 0	HOME	0- 3	2- 0	5- 4				
6- 8	0- 0	0- 1	AWAY	0- 3	0- 2	6- 2				
0- 0	0- 0	0- 0	NEUTRAL	0- 0	0- 0	0- 0				
5- 3	0- 0	0- 1	NON-CONFERENCE	0- 2	0- 0	5- 0				
3- 1	0- 0	0- 0	HOME	0- 1	0- 0	3- 0				
2- 2	0- 0	0- 1	AWAY	0- 1	0- 0	2- 0				
0- 0	0- 0	0- 0	NEUTRAL	0- 0	0- 0	0- 0				
8- 12	0- 0	0- 0	CONFERENCE	0- 4	2- 2	6- 6				
4- 6	0- 0	0- 0	HOME	0- 2	2- 0	2- 4				
4- 6	0- 0	0- 0	AWAY	0- 2	0- 2	4- 2				
0- 0	0- 0	0- 0	NEUTRAL	0- 0	0- 0	0- 0				

RPI S	Opponent	Score	RPI S	Opponent	Score	RPI S	Opponent	Score	RPI S	Opponent	Score	Team's RPI: 220
29	A Oklahoma St.	51 87	53	H San Diego	56 69	101	A Montana	55 61				
			59	A UTEP	40 63	101	H Montana	57 54				
			80	A North Dakota	51 63	133	A Sacramento St.	64 74				
			80	H North Dakota	65 68	133	H Sacramento St.	62 55				
			98	A Southern Utah	48 63	151	A Eastern Wash.	61 67				
			98	H Southern Utah	63 75	151	H Eastern Wash.	51 52				
						176	A Idaho St.	62 55				
						176	H Idaho St.	71 79				
						194	A Montana St.	65 59				
						194	H Montana St.	55 68				
						233	H North Texas	75 69				
						271	H Denver	74 71				
						272	A Portland St.	51 57				
						272	H Portland St.	77 60				
						289	A Northern Ariz.	86 82				
						289	H Northern Ariz.	70 86				
						310	A Weber St.	68 49				
						310	H Weber St.	70 63				
						318	A North Dakota St.	74 70				
						325	H Omaha	78 73				
						343	A Air Force	71 60				
LAST 12 Division I GAMES:												
98	A Southern Utah	48 63	101	A Montana	55 61							
272	A Portland St.	51 57	310	H Weber St.	70 63							
151	A Eastern Wash.	61 67	176	H Idaho St.	71 79							
289	H Northern Ariz.	70 86	151	H Eastern Wash.	51 52							
133	H Sacramento St.	62 55	272	H Portland St.	77 60							
194	A Montana St.	65 59	133	A Sacramento St.	64 74							

Non-Div I Games: Adams St. 58 49

Northern Colo.

■ Loss,
 ■ Non-Conf, S Site,
 ■ Home
 ■ Away
 N Neutral

Average RPI Win:	213	WON-LOST	WINNING	LAST 10	STRENGTH OF	OPP. STRENGTH	TEAM	ADJ.	CONF.	ADJ CONF.
Average RPI Loss:	155	RECORD	PCT. RANK	GAMES	SCHEDULE	OF SCHEDULE	RPI	RPI	RPI	RPI
DIV. I ONLY	13- 17	206	4- 6	235	142	221	221	13	13	
DIV. I NON-CONF.	6- 7	165	0- 0	265	192	210	210	12	12	
TOTALS	RPI 1-25	RPI 26-50	W-L RECORDS	RPI 51-100	RPI 101-150	RPI 150+				
13- 17	0- 2	0- 2	OVERALL	1- 1	2- 6	10- 6				
8- 6	0- 1	0- 1	HOME	0- 1	1- 2	7- 1				
5- 10	0- 1	0- 1	AWAY	1- 0	1- 3	3- 5				
0- 1	0- 0	0- 0	NEUTRAL	0- 0	0- 1	0- 0				
6- 7	0- 2	0- 0	NON-CONFERENCE	1- 1	0- 1	5- 3				
4- 2	0- 1	0- 0	HOME	0- 1	0- 0	4- 0				
2- 5	0- 1	0- 0	AWAY	1- 0	0- 1	1- 3				
0- 0	0- 0	0- 0	NEUTRAL	0- 0	0- 0	0- 0				
7- 10	0- 0	0- 2	CONFERENCE	0- 0	2- 5	5- 3				
4- 4	0- 0	0- 1	HOME	0- 0	1- 2	3- 1				
3- 5	0- 0	0- 1	AWAY	0- 0	1- 2	2- 2				
0- 1	0- 0	0- 0	NEUTRAL	0- 0	0- 1	0- 0				

RPI 1-25				RPI 26-50				RPI 51-100				RPI 101+ Team's RPI: 221			
RPI	S	Opponent	Score	RPI	S	Opponent	Score	RPI	S	Opponent	Score	RPI	S	Opponent	Score
18	A	North Carolina St.	46 69	45	A	James Madison	40 82	64	H	Navy	55 56	117	A	Drexel	40 82
20	H	Maryland	53 90	45	H	James Madison	57 62	72	A	George Washington	68 67	117	H	Drexel	43 60
												118	A	Delaware	43 52
												118	H	Delaware	44 69
												137	A	Bucknell	62 78
												145	A	Col. of Charleston	64 60
												145	H	Col. of Charleston	75 63
												145 N		Col. of Charleston	64 70
												155	A	Coppin St.	66 59
												179	A	Hofstra	62 56
												179	H	Hofstra	65 63
												200	A	Northeastern	67 62
												200	H	Northeastern	66 65
												228	A	Maine	58 72
												266	H	Manhattan	63 43
												281	A	George Mason	58 60
												284	A	William & Mary	60 69
												284	H	William & Mary	75 69
												288	A	UNC Wilmington	59 60
												288	H	UNC Wilmington	53 54
												300	H	LIU Brooklyn	76 56
												303	H	Loyola Maryland	67 46
												314	A	Morgan St.	63 69
												341	H	UMBC	64 57
LAST 12 Division I GAMES:															
145 N		Col. of Charleston	64 70	117	H	Drexel	43 60	45	A	James Madison	40 82	179	H	Hofstra	65 63
117	A	Drexel	40 82	200	A	Northeastern	67 62	118	H	Delaware	44 69	284	A	William & Mary	60 69
145	H	Col. of Charleston	75 63	118	A	Delaware	43 52								
288	A	UNC Wilmington	59 60												
284	H	William & Mary	75 69												
118	A	Delaware	43 52												

Non-Div I Games:

Towson

■ Loss,
 ■ Non-Conf, S Site,
 ■ Home
 ■ Away
 N Neutral

Jacksonville

Through Games Of March 16, 2014

Average RPI Win:	273	WON-LOST	WINNING	LAST 10	STRENGTH OF	OPP. STRENGTH	TEAM	ADJ.	CONF.	ADJ CONF.
Average RPI Loss:	140	RECORD	PCT. RANK	GAMES	SCHEDULE	OF SCHEDULE	RPI	RPI	RPI	RPI
DIV. I ONLY	13- 16	200	4- 6	277	198	222	222	20	20	
DIV. I NON-CONF.	3- 7	260	0- 0	296	109	261	261	20	20	
TOTALS	RPI 1-25	RPI 26-50	W-L RECORDS	RPI 51-100	RPI 101-150	RPI 150+				
13- 16	0- 0	0- 1	OVERALL	0- 6	0- 0	13- 9				
8- 4	0- 0	0- 0	HOME	0- 2	0- 0	8- 2				
5- 11	0- 0	0- 1	AWAY	0- 4	0- 0	5- 6				
0- 1	0- 0	0- 0	NEUTRAL	0- 0	0- 0	0- 1				
3- 7	0- 0	0- 1	NON-CONFERENCE	0- 2	0- 0	3- 4				
2- 0	0- 0	0- 0	HOME	0- 0	0- 0	2- 0				
1- 6	0- 0	0- 1	AWAY	0- 2	0- 0	1- 3				
0- 1	0- 0	0- 0	NEUTRAL	0- 0	0- 0	0- 1				
10- 9	0- 0	0- 0	CONFERENCE	0- 4	0- 0	10- 5				
6- 4	0- 0	0- 0	HOME	0- 2	0- 0	6- 2				
4- 5	0- 0	0- 0	AWAY	0- 2	0- 0	4- 3				
0- 0	0- 0	0- 0	NEUTRAL	0- 0	0- 0	0- 0				

RPI 1-25				RPI 26-50				RPI 51-100				RPI 101+				Team's RPI: 222
RPI	S	Opponent	Score	RPI	S	Opponent	Score	RPI	S	Opponent	Score	RPI	S	Opponent	Score	
				39	A	Florida St.	33 71	54	A	FGCU	49 56	153	A	Northern Ky.	61 69	
								54	H	FGCU	43 62	153	H	Northern Ky.	67 56	
								57	A	South Fla.	53 82	158	A	USC Upstate	59 68	
								60	A	Stetson	67 84	158	H	USC Upstate	58 66	
								60	H	Stetson	63 85	187	A	Florida A&M	64 69	
								77	A	Alabama	62 75	188	A	Mercer	71 67	
												188	H	Mercer	36 59	
												188	H	Mercer	67 65	
												192	N	Fla. Atlantic	62 71	
												239	A	Bethune-Cookman	49 57	
												250	A	Troy	82 67	
												257	A	Texas Tech	48 62	
												264	H	Tennessee St.	87 66	
												287	A	East Tenn. St.	62 57	
												287	H	East Tenn. St.	73 56	
												294	H	Ga. Southern	79 58	
												306	A	Lipscomb	79 94	
												306	H	Lipscomb	86 65	
												324	A	Kennesaw St.	74 63	
												324	H	Kennesaw St.	65 46	
												339	A	North Florida	66 51	
												339	H	North Florida	74 42	
LAST 12 Division I GAMES:																
				188	H	Mercer	36 59	54	H	FGCU	43 62					
				188	H	Mercer	67 65	153	A	Northern Ky.	61 69					
				324	H	Kennesaw St.	65 46	306	A	Lipscomb	79 94					
				158	A	USC Upstate	59 68	339	A	North Florida	66 51					
				287	A	East Tenn. St.	62 57	158	H	USC Upstate	58 66					
				60	H	Stetson	63 85	287	H	East Tenn. St.	73 56					

Non-Div I Games: Abilene Christian 72 76

Jacksonville

Loss, Non-Conf, S Site, H Home A Away N Neutral

Average RPI Win:	232	WON-LOST	WINNING	LAST 10	STRENGTH OF	OPP. STRENGTH	TEAM	ADJ.	CONF.	ADJ CONF.
Average RPI Loss:	139	RECORD	PCT. RANK	GAMES	SCHEDULE	OF SCHEDULE	RPI	RPI	RPI	RPI
DIV. I ONLY	12- 18	230	4- 6	171	185	223	223	17	17	
DIV. I NON-CONF.	4- 9	255	0- 0	96	190	233	233	14	14	
TOTALS	RPI 1-25	RPI 26-50	W-L RECORDS	RPI 51-100	RPI 101-150	RPI 150+				
12- 18	0- 0	0- 2	OVERALL	0- 3	2- 6	10- 7				
7- 8	0- 0	0- 1	HOME	0- 2	2- 2	5- 3				
5- 8	0- 0	0- 1	AWAY	0- 0	0- 4	5- 3				
0- 2	0- 0	0- 0	NEUTRAL	0- 1	0- 0	0- 1				
4- 9	0- 0	0- 2	NON-CONFERENCE	0- 3	0- 2	4- 2				
3- 4	0- 0	0- 1	HOME	0- 2	0- 1	3- 0				
1- 3	0- 0	0- 1	AWAY	0- 0	0- 1	1- 1				
0- 2	0- 0	0- 0	NEUTRAL	0- 1	0- 0	0- 1				
8- 9	0- 0	0- 0	CONFERENCE	0- 0	2- 4	6- 5				
4- 4	0- 0	0- 0	HOME	0- 0	2- 1	2- 3				
4- 5	0- 0	0- 0	AWAY	0- 0	0- 3	4- 2				
0- 0	0- 0	0- 0	NEUTRAL	0- 0	0- 0	0- 0				

RPI S	Opponent	Score	RPI S	Opponent	Score	RPI S	Opponent	Score	RPI S	Opponent	Score	Team's RPI: 223
33	H Arizona St.	55 81	53	H San Diego	42 65	103	A Albany (NY)	49 71				
42	A Iowa St.	52 79	77	N Alabama	54 69	109	A Hawaii	52 65				
			97	H Fresno St.	57 68	109	H Hawaii	61 42				
						122	A Cal Poly	65 69				
						122	H Cal Poly	78 77				
						136	H South Dakota	57 66				
						147	A Cal St. Northridge	59 79				
						147	H Cal St. Northridge	54 76				
						171	A UC Irvine	72 78				
						171	H UC Irvine	75 58				
						175	A UC Davis	65 62				
						175	H UC Davis	67 69				
						190	A Boise St.	64 66				
						191	A Long Beach St.	60 64				
						191	A Long Beach St.	71 55				
						191	H Long Beach St.	64 83				
						198	N Toledo	58 59				
						229	H Seattle	55 53				
						271	H Denver	63 56				
						285	H New Mexico St.	63 52				
						304	A UC Riverside	82 78				
						304	H UC Riverside	60 57				
						305	A Columbia	80 54				
						317	A UC Santa Barbara	67 62				
						317	H UC Santa Barbara	54 64				
LAST 12 Division I GAMES:												
191	A Long Beach St.	60 64	122	H Cal Poly	78 77							
109	H Hawaii	61 42	109	A Hawaii	52 65							
171	A UC Irvine	72 78	175	A UC Davis	65 62							
191	A Long Beach St.	71 55	147	H Cal St. Northridge	54 76							
147	A Cal St. Northridge	59 79	304	H UC Riverside	60 57							
317	H UC Santa Barbara	54 64	191	H Long Beach St.	64 83							

Non-Div I Games:

Cal St. Fullerton

■ Loss,
 ■ Non-Conf,
 ■ S Site,
 ■ H Home
 ■ A Away
 N Neutral

Average RPI Win: 266	WON-LOST	WINNING	LAST 10	STRENGTH OF	OPP. STRENGTH	TEAM	ADJ.	CONF.	ADJ CONF.
Average RPI Loss: 134	RECORD	PCT. RANK	GAMES	SCHEDULE	OF SCHEDULE	RPI	RPI	RPI	RPI
DIV. I ONLY	13- 17	206	5- 5	234	204	225	225	16	16
DIV. I NON-CONF.	4- 5	188	0- 0	238	317	214	214	15	15
TOTALS	RPI 1-25	RPI 26-50	W-L RECORDS	RPI 51-100	RPI 101-150	RPI 150+			
13- 17	0- 0	0- 3	OVERALL	0- 7	1- 1	12- 6			
8- 6	0- 0	0- 1	HOME	0- 4	1- 0	7- 1			
5- 10	0- 0	0- 2	AWAY	0- 2	0- 1	5- 5			
0- 1	0- 0	0- 0	NEUTRAL	0- 1	0- 0	0- 0			
4- 5	0- 0	0- 1	NON-CONFERENCE	0- 2	0- 0	4- 2			
2- 2	0- 0	0- 0	HOME	0- 2	0- 0	2- 0			
2- 3	0- 0	0- 1	AWAY	0- 0	0- 0	2- 2			
0- 0	0- 0	0- 0	NEUTRAL	0- 0	0- 0	0- 0			
9- 12	0- 0	0- 2	CONFERENCE	0- 5	1- 1	8- 4			
6- 4	0- 0	0- 1	HOME	0- 2	1- 0	5- 1			
3- 7	0- 0	0- 1	AWAY	0- 2	0- 1	3- 3			
0- 1	0- 0	0- 0	NEUTRAL	0- 1	0- 0	0- 0			

RPI S	Opponent	Score	RPI S	Opponent	Score	RPI S	Opponent	Score	RPI S	Opponent	Score	Team's RPI: 225
			31 Michigan St.	54 102		62 St. Bonaventure	47 61		113 Fairfield	57 63		
			41 Marist	49 57		68 Iona	52 69		113 Fairfield	52 45		
			41 Marist	47 73		68 Iona	57 69		154 Buffalo	59 68		
						69 Quinnipiac	51 65		218 Bryant	61 59		
						69 Quinnipiac	55 65		219 Rider	76 72		
						69 Quinnipiac	61 72		219 Rider	66 63		
						76 Akron	56 72		231 Oakland	62 57		
									262 Niagara	60 69		
									262 Niagara	62 53		
									266 Manhattan	56 72		
									266 Manhattan	44 52		
									282 Monmouth	56 64		
									282 Monmouth	60 52		
									291 Siena	75 66		
									291 Siena	75 66		
									328 Binghamton	66 53		
									332 Saint Peter's	56 43		
									332 Saint Peter's	48 47		
									336 Detroit	77 67		
									337 Vermont	51 74		
LAST 12 Division I GAMES:												
			69 Quinnipiac	61 72		266 Manhattan	44 52					
			219 Rider	66 63		69 Quinnipiac	51 65					
			113 Fairfield	52 45		262 Niagara	62 53					
			68 Iona	52 69		262 Niagara	60 69					
			332 Saint Peter's	56 43		291 Siena	75 66					
			291 Siena	75 66		113 Fairfield	57 63					

Non-Div I Games:

Canisius

Loss, Non-Conf, S Site, Home Away N Neutral

Northern Ill.

Through Games Of March 16, 2014

Average RPI Win:	242	WON-LOST	WINNING	LAST 10	STRENGTH OF	OPP. STRENGTH	TEAM	ADJ.	CONF.	ADJ CONF.
Average RPI Loss:	129	RECORD	PCT. RANK	GAMES	SCHEDULE	OF SCHEDULE	RPI	RPI	RPI	RPI
DIV. I ONLY	11- 19	250	3- 7	143	182	226	226	12	12	
DIV. I NON-CONF.	4- 6	211	0- 0	206	253	215	215	13	13	
TOTALS	RPI 1-25	RPI 26-50	W-L RECORDS	RPI 51-100	RPI 101-150	RPI 150+				
11- 19	0- 0	0- 4	OVERALL	0- 2	0- 7	11- 6				
7- 6	0- 0	0- 1	HOME	0- 1	0- 3	7- 1				
3- 12	0- 0	0- 3	AWAY	0- 1	0- 3	3- 5				
1- 1	0- 0	0- 0	NEUTRAL	0- 0	0- 1	1- 0				
4- 6	0- 0	0- 1	NON-CONFERENCE	0- 0	0- 4	4- 1				
2- 2	0- 0	0- 0	HOME	0- 0	0- 2	2- 0				
1- 4	0- 0	0- 1	AWAY	0- 0	0- 2	1- 1				
1- 0	0- 0	0- 0	NEUTRAL	0- 0	0- 0	1- 0				
7- 13	0- 0	0- 3	CONFERENCE	0- 2	0- 3	7- 5				
5- 4	0- 0	0- 1	HOME	0- 1	0- 1	5- 1				
2- 8	0- 0	0- 2	AWAY	0- 1	0- 1	2- 4				
0- 1	0- 0	0- 0	NEUTRAL	0- 0	0- 1	0- 0				

RPI S	Opponent	Score	RPI S	Opponent	Score	RPI S	Opponent	Score	RPI S	Opponent	Score	Team's RPI: 226
32	A Bowling Green	44 57	76	A Akron	75 89	110	A Green Bay	44 78				
40	A Central Mich.	60 65	76	H Akron	67 71	121	H Ill.-Chicago	54 66				
40	H Central Mich.	77 85				132	A Ball St.	57 67				
49	A South Dakota St.	50 67				132	H Ball St.	50 63				
						132	N Ball St.	47 61				
						140	A Wisconsin	51 71				
						144	H UNI	64 66				
						154	A Buffalo	57 66				
						154	H Buffalo	52 63				
						198	A Toledo	71 73				
						198	H Toledo	68 59				
						199	A Eastern Mich.	45 54				
						199	A Eastern Mich.	81 76				
						199	H Eastern Mich.	77 54				
						209	N Lamar	79 52				
						216	A Illinois St.	57 52				
						241	H Ohio	74 51				
						244	A Western Mich.	43 56				
						244	H Western Mich.	59 51				
						269	A Miami (OH)	69 66				
						283	H Bradley	63 60				
						285	A New Mexico St.	73 77				
						300	H Kent St.	65 43				
						302	H Mississippi Val.	79 60				
LAST 12 Division I GAMES:												
132	N Ball St.	47 61	40	H Central Mich.	77 85							
199	A Eastern Mich.	81 76	76	A Akron	75 89							
244	H Western Mich.	59 51	154	A Buffalo	57 66							
132	A Ball St.	57 67	132	H Ball St.	50 63							
199	A Eastern Mich.	45 54	76	H Akron	67 71							
198	H Toledo	68 59	244	A Western Mich.	43 56							

Non-Div I Games:

Northern Ill.

■ Loss,
 ■ Non-Conf,
 ■ S Site,
 ■ Home
 ■ A Away
 N Neutral

Average RPI Win:	287	WON-LOST	WINNING	LAST 10	STRENGTH OF	OPP. STRENGTH	TEAM	ADJ.	CONF.	ADJ CONF.
Average RPI Loss:	185	RECORD	PCT. RANK	GAMES	SCHEDULE	OF SCHEDULE	RPI	RPI	RPI	RPI
DIV. I ONLY	18- 12	106	6- 4	341	330	227	227	31	31	
DIV. I NON-CONF.	5- 7	199	0- 0	339	262	300	300	31	31	
TOTALS	RPI 1-25	RPI 26-50	W-L RECORDS	RPI 51-100	RPI 101-150	RPI 150+				
18- 12	0- 0	0- 0	OVERALL	0- 0	1- 5	17- 7				
8- 6	0- 0	0- 0	HOME	0- 0	1- 1	7- 5				
9- 5	0- 0	0- 0	AWAY	0- 0	0- 3	9- 2				
1- 1	0- 0	0- 0	NEUTRAL	0- 0	0- 1	1- 0				
5- 7	0- 0	0- 0	NON-CONFERENCE	0- 0	0- 1	5- 6				
2- 4	0- 0	0- 0	HOME	0- 0	0- 0	2- 4				
3- 3	0- 0	0- 0	AWAY	0- 0	0- 1	3- 2				
0- 0	0- 0	0- 0	NEUTRAL	0- 0	0- 0	0- 0				
13- 5	0- 0	0- 0	CONFERENCE	0- 0	1- 4	12- 1				
6- 2	0- 0	0- 0	HOME	0- 0	1- 1	5- 1				
6- 2	0- 0	0- 0	AWAY	0- 0	0- 2	6- 0				
1- 1	0- 0	0- 0	NEUTRAL	0- 0	0- 1	1- 0				

RPI 1-25				RPI 26-50				RPI 51-100				RPI 101+				Team's RPI: 227	
RPI	S	Opponent	Score	RPI	S	Opponent	Score	RPI	S	Opponent	Score	RPI	S	Opponent	Score		
												103	A	Albany (NY)	47	88	
												103	H	Albany (NY)	47	60	
												129	A	Boston College	40	65	
												135	A	Stony Brook	63	76	
												135	H	Stony Brook	71	68	
												135	N	Stony Brook	59	79	
												200	H	Northeastern	50	70	
												201	H	Cleveland St.	50	65	
												202	H	Yale	58	53	
												204	H	Boston U.	58	69	
												213	H	Colgate	63	58	
												218	A	Bryant	61	67	
												228	A	Maine	74	73	
												228	H	Maine	62	66	
												237	A	Hartford	61	56	
												237	H	Hartford	76	71	
												267	A	Brown	77	74	
												278	H	Howard	40	45	
												290	A	Central Conn. St.	52	53	
												307	A	Dartmouth	54	37	
LAST 12 Division I GAMES:												328	A	Binghamton	64	46	
				135	N	Stony Brook	59	79	237	H	Hartford	76	71				
				337	N	Vermont	85	79	328	A	Binghamton	64	46				
				228	H	Maine	62	66	135	A	Stony Brook	63	76				
				103	H	Albany (NY)	47	60	341	H	UMBC	46	35				
				329	H	UMass Lowell	78	71	328	H	Binghamton	72	53				
				337	A	Vermont	71	50	228	A	Maine	74	73				
												328	H	Binghamton	72	53	
												329	A	UMass Lowell	75	68	
												329	H	UMass Lowell	78	71	
												330	A	NJIT	53	40	
												337	A	Vermont	71	50	

Non-Div I Games:	Worcester St.	77	30
------------------	---------------	----	----

New Hampshire

Loss, Non-Conf, S Site, H Home A Away N Neutral

RPI	S	Opponent	Score	
337	H	Vermont	60	45
337	N	Vermont	85	79
341	A	UMBC	60	47
341	H	UMBC	46	35

New Hampshire

N
e
w
H
a
m
p
s
h
i
r
e

N
e
w
H
a
m
p
s
h
i
r
e

Average RPI Win:	298	WON-LOST	WINNING	LAST 10	STRENGTH OF	OPP. STRENGTH	TEAM	ADJ.	CONF.	ADJ CONF.
Average RPI Loss:	155	RECORD	PCT. RANK	GAMES	SCHEDULE	OF SCHEDULE	RPI	RPI	RPI	RPI
DIV. I ONLY	16- 14	148	6- 4	314	321	228	228	31	31	
DIV. I NON-CONF.	6- 7	165	0- 0	253	261	219	219	31	31	
TOTALS	RPI 1-25	RPI 26-50	W-L RECORDS	RPI 51-100	RPI 101-150	RPI 150+				
16- 14	0- 0	0- 1	OVERALL	0- 0	0- 7	16- 6				
8- 6	0- 0	0- 0	HOME	0- 0	0- 3	8- 3				
8- 6	0- 0	0- 1	AWAY	0- 0	0- 3	8- 2				
0- 2	0- 0	0- 0	NEUTRAL	0- 0	0- 1	0- 1				
6- 7	0- 0	0- 1	NON-CONFERENCE	0- 0	0- 3	6- 3				
4- 2	0- 0	0- 0	HOME	0- 0	0- 1	4- 1				
2- 4	0- 0	0- 1	AWAY	0- 0	0- 1	2- 2				
0- 1	0- 0	0- 0	NEUTRAL	0- 0	0- 1	0- 0				
10- 7	0- 0	0- 0	CONFERENCE	0- 0	0- 4	10- 3				
4- 4	0- 0	0- 0	HOME	0- 0	0- 2	4- 2				
6- 2	0- 0	0- 0	AWAY	0- 0	0- 2	6- 0				
0- 1	0- 0	0- 0	NEUTRAL	0- 0	0- 0	0- 1				

RPI S	Opponent	Score	RPI S	Opponent	Score	RPI S	Opponent	Score	RPI S	Opponent	Score	Team's RPI: 228
			26 A	Syracuse	42 97				103 A	Albany (NY)	56 84	
									103 H	Albany (NY)	56 58	
									110 A	Green Bay	49 72	
									110 H	Green Bay	49 66	
									113 N	Fairfield	59 80	
									135 A	Stony Brook	65 73	
									135 H	Stony Brook	49 65	
									200 A	Northeastern	55 81	
									202 H	Yale	85 86	
									218 H	Bryant	75 65	
									221 H	Towson	72 58	
									227 A	New Hampshire	66 62	
									227 H	New Hampshire	73 74	
									237 A	Hartford	60 56	
									237 H	Hartford	56 66	
									237 N	Hartford	62 63	
									238 A	Sacred Heart	75 76	
									267 A	Brown	60 59	
									300 A	LIU Brooklyn	66 50	
									313 H	Massachusetts	86 56	
									318 H	North Dakota St.	64 59	
									328 A	Binghamton	64 51	
									328 H	Binghamton	65 53	
									329 A	UMass Lowell	75 66	
									329 H	UMass Lowell	84 65	
									337 A	Vermont	69 52	
LAST 12 Division I GAMES:												
			237 N	Hartford	62 63				328 H	Binghamton	65 53	
			227 A	New Hampshire	66 62				337 A	Vermont	69 52	
			329 H	UMass Lowell	84 65				341 A	UMBC	61 48	
			135 A	Stony Brook	65 73				227 H	New Hampshire	73 74	
			103 H	Albany (NY)	56 58				135 H	Stony Brook	49 65	
			237 A	Hartford	60 56				329 A	UMass Lowell	75 66	
									337 A	Vermont	69 52	

Non-Div I Games:

Maine

■ Loss,
■ Non-Conf,
■ S Site,
■ H Home
■ A Away
N Neutral

M
a
i
n
e

Maine
RPI S Opponent Score

Through Games Of March 16, 2014

RPI	S	Opponent	Score	
337	H	Vermont	92	62
341	A	UMBC	61	48
341	H	UMBC	68	39

M
a
i
n
e

Maine

Average RPI Win: 255	WON-LOST	WINNING	LAST 10	STRENGTH OF	OPP. STRENGTH	TEAM	ADJ.	CONF.	ADJ CONF.
Average RPI Loss: 171	RECORD	PCT. RANK	GAMES	SCHEDULE	OF SCHEDULE	RPI	RPI	RPI	RPI
DIV. I ONLY	16- 16	163	5- 5	304	270	229	229	29	29
DIV. I NON-CONF.	5- 8	220	0- 0	309	103	258	258	28	28
TOTALS	RPI 1-25	RPI 26-50	W-L RECORDS	RPI 51-100	RPI 101-150	RPI 150+			
16- 16	0- 0	0- 0	OVERALL	0- 6	1- 3	15- 7			
9- 5	0- 0	0- 0	HOME	0- 2	1- 1	8- 2			
5- 10	0- 0	0- 0	AWAY	0- 3	0- 2	5- 5			
2- 1	0- 0	0- 0	NEUTRAL	0- 1	0- 0	2- 0			
5- 8	0- 0	0- 0	NON-CONFERENCE	0- 3	0- 2	5- 3			
3- 3	0- 0	0- 0	HOME	0- 1	0- 1	3- 1			
2- 5	0- 0	0- 0	AWAY	0- 2	0- 1	2- 2			
0- 0	0- 0	0- 0	NEUTRAL	0- 0	0- 0	0- 0			
11- 8	0- 0	0- 0	CONFERENCE	0- 3	1- 1	10- 4			
6- 2	0- 0	0- 0	HOME	0- 1	1- 0	5- 1			
3- 5	0- 0	0- 0	AWAY	0- 1	0- 1	3- 3			
2- 1	0- 0	0- 0	NEUTRAL	0- 1	0- 0	2- 0			

RPI 1-25				RPI 26-50				RPI 51-100				RPI 101+ Team's RPI: 229			
RPI	S	Opponent	Score	RPI	S	Opponent	Score	RPI	S	Opponent	Score	RPI	S	Opponent	Score
								53	A	San Diego	56 79	123	H	Oregon	100 105
								56	H	Washington St.	72 81	142	A	Portland	63 70
								87	A	Idaho	57 60	146	A	Grand Canyon	66 72
								87	H	Idaho	59 77	146	H	Grand Canyon	89 68
								87	N	Idaho	67 75	160	A	Bakersfield	78 80
								89	A	Washington	60 82	160	H	Bakersfield	74 67
												160	N	Bakersfield	84 79
												194	H	Montana St.	74 63
												214	H	Cornell	52 49
												223	A	Cal St. Fullerton	53 55
												232	A	Loyola Marymount	72 70
												240	H	Coastal Caro.	84 53
												248	A	Tex.-Pan American	75 68
												248	H	Tex.-Pan American	84 62
												268	H	Pepperdine	73 84
												272	A	Portland St.	80 68
												285	A	New Mexico St.	81 86
												285	H	New Mexico St.	61 51
												308	A	UMKC	65 77
												308	H	UMKC	71 73
												308	N	UMKC	81 76
												317	A	UC Santa Barbara	75 78
												338	A	Utah Valley	75 67
												338	H	Utah Valley	69 65
												346	A	Chicago St.	85 58
												346	H	Chicago St.	75 63
LAST 12 Division I GAMES:															

Non-Div I Games:

Seattle

Loss, Non-Conf, S Site, H Home A Away N Neutral

Average RPI Win: 236	WON-LOST	WINNING	LAST 10	STRENGTH OF	OPP. STRENGTH	TEAM	ADJ.	CONF.	ADJ CONF.
Average RPI Loss: 124	RECORD	PCT. RANK	GAMES	SCHEDULE	OF SCHEDULE	RPI	RPI	RPI	RPI
DIV. I ONLY	13- 18	216	3- 7	217	134	230	230	11	11
DIV. I NON-CONF.	7- 4	95	0- 0	321	274	193	193	11	11
TOTALS	RPI 1-25	RPI 26-50	W-L RECORDS	RPI 51-100	RPI 101-150	RPI 150+			
13- 18	0- 0	0- 1	OVERALL	0- 8	2- 4	11- 5			
9- 7	0- 0	0- 1	HOME	0- 3	1- 2	8- 1			
4- 11	0- 0	0- 0	AWAY	0- 5	1- 2	3- 4			
0- 0	0- 0	0- 0	NEUTRAL	0- 0	0- 0	0- 0			
7- 4	0- 0	0- 1	NON-CONFERENCE	0- 1	1- 1	6- 1			
4- 2	0- 0	0- 1	HOME	0- 0	0- 1	4- 0			
3- 2	0- 0	0- 0	AWAY	0- 1	1- 0	2- 1			
0- 0	0- 0	0- 0	NEUTRAL	0- 0	0- 0	0- 0			
6- 14	0- 0	0- 0	CONFERENCE	0- 7	1- 3	5- 4			
5- 5	0- 0	0- 0	HOME	0- 3	1- 1	4- 1			
1- 9	0- 0	0- 0	AWAY	0- 4	0- 2	1- 3			
0- 0	0- 0	0- 0	NEUTRAL	0- 0	0- 0	0- 0			

RPI S	Opponent	Score	RPI S	Opponent	Score	RPI S	Opponent	Score	RPI S	Opponent	Score	Team's RPI: 230
50	H Villanova	73 79	52	A Ohio St.	63 93	111	A Holy Cross	68 76				
			58	A Army	63 74	111	H Holy Cross	87 82				
			58	H Army	69 78	113	A Fairfield	73 67				
			64	A Navy	54 84	118	H Delaware	64 77				
			64	A Navy	59 79	137	A Bucknell	68 82				
			64	H Navy	61 73	137	H Bucknell	78 87				
			71	A American	61 70	152	A Lafayette	51 73				
			71	H American	56 69	152	H Lafayette	73 59				
						168	H Mt. St. Mary's	95 67				
						204	A Boston U.	64 71				
						204	H Boston U.	67 54				
						213	A Colgate	61 63				
						213	H Colgate	76 69				
						213	H Colgate	59 49				
						262	A Niagara	93 73				
						303	A Loyola Maryland	50 47				
						303	H Loyola Maryland	64 70				
						305	A Columbia	80 87				
						330	H NJIT	77 72				
						332	H Saint Peter's	75 54				
						334	A Rhode Island	65 57				
						337	H Vermont	87 78				
LAST 12 Division I GAMES:												
64	A Navy	54 84	64	A Navy	59 79							
213	H Colgate	59 49	111	A Holy Cross	68 76							
213	A Colgate	61 63	71	H American	56 69							
137	H Bucknell	78 87	303	A Loyola Maryland	50 47							
58	H Army	69 78	204	H Boston U.	67 54							
152	H Lafayette	73 59	137	A Bucknell	68 82							

Non-Div I Games:

Lehigh

■ Loss,
 ■ Non-Conf,
 ■ S Site,
 ■ H Home
 ■ A Away
 N Neutral

Oakland

Through Games Of March 16, 2014

Average RPI Win:	270	WON-LOST	WINNING	LAST 10	STRENGTH OF	OPP. STRENGTH	TEAM	ADJ.	CONF.	ADJ CONF.
Average RPI Loss:	129	RECORD	PCT. RANK	GAMES	SCHEDULE	OF SCHEDULE	RPI	RPI	RPI	RPI
DIV. I ONLY	11- 17	235	5- 5	212	148	231	231	22	22	
DIV. I NON-CONF.	3- 8	269	0- 0	169	28	242	242	21	21	
TOTALS	RPI 1-25	RPI 26-50	W-L RECORDS	RPI 51-100	RPI 101-150	RPI 150+				
11- 17	0- 1	0- 2	OVERALL	0- 4	0- 5	11- 5				
7- 6	0- 0	0- 0	HOME	0- 2	0- 2	7- 2				
4- 11	0- 1	0- 2	AWAY	0- 2	0- 3	4- 3				
0- 0	0- 0	0- 0	NEUTRAL	0- 0	0- 0	0- 0				
3- 8	0- 1	0- 2	NON-CONFERENCE	0- 2	0- 1	3- 2				
2- 3	0- 0	0- 0	HOME	0- 1	0- 0	2- 2				
1- 5	0- 1	0- 2	AWAY	0- 1	0- 1	1- 0				
0- 0	0- 0	0- 0	NEUTRAL	0- 0	0- 0	0- 0				
8- 9	0- 0	0- 0	CONFERENCE	0- 2	0- 4	8- 3				
5- 3	0- 0	0- 0	HOME	0- 1	0- 2	5- 0				
3- 6	0- 0	0- 0	AWAY	0- 1	0- 2	3- 3				
0- 0	0- 0	0- 0	NEUTRAL	0- 0	0- 0	0- 0				

RPI 1-25				RPI 26-50				RPI 51-100				RPI 101+ Team's RPI: 231			
RPI	S	Opponent	Score	RPI	S	Opponent	Score	RPI	S	Opponent	Score	RPI	S	Opponent	Score
5	A	Tennessee	50 84	31	A	Michigan St.	62 80	84	A	Indiana	55 85	102	A	Temple	57 81
				46	A	Minnesota	43 79	91	A	Wright St.	85 94	110	A	Green Bay	52 67
								91	H	Wright St.	78 92	110	H	Green Bay	58 74
								96	H	Miami (FL)	68 86	121	A	Ill.-Chicago	62 70
												121	H	Ill.-Chicago	65 78
												201	A	Cleveland St.	73 62
												201	H	Cleveland St.	81 71
												211	A	Youngstown St.	64 68
												211	A	Youngstown St.	64 79
												211	H	Youngstown St.	87 67
												212	H	UCF	54 57
												225	H	Canisius	57 62
												244	A	Western Mich.	72 62
												262	H	Niagara	71 57
												266	H	Manhattan	75 61
												296	A	Milwaukee	79 66
												296	H	Milwaukee	80 67
												320	A	Valparaiso	70 84
												320	H	Valparaiso	88 55
												336	A	Detroit	78 63
												336	H	Detroit	97 78
LAST 12 Division I GAMES:															
211	A	Youngstown St.	64 68	336	H	Detroit	97 78								
296	A	Milwaukee	79 66	211	H	Youngstown St.	87 67								
110	A	Green Bay	52 67	296	H	Milwaukee	80 67								
201	H	Cleveland St.	81 71	121	A	Ill.-Chicago	62 70								
320	A	Valparaiso	70 84	110	H	Green Bay	58 74								
91	H	Wright St.	78 92	211	A	Youngstown St.	64 79								

Non-Div I Games: Mich.-Dearborn 100 49 Rochester College 86 39

Oakland

Loss, Non-Conf, S Site, H Home A Away N Neutral

Average RPI Win:	206	WON-LOST	WINNING	LAST 10	STRENGTH OF	OPP. STRENGTH	TEAM	ADJ.	CONF.	ADJ CONF.
Average RPI Loss:	118	RECORD	PCT. RANK	GAMES	SCHEDULE	OF SCHEDULE	RPI	RPI	RPI	RPI
DIV. I ONLY	9- 21	279	3- 7	102	107	232	232	8	8	
DIV. I NON-CONF.	3- 8	269	0- 0	167	285	288	288	8	8	
TOTALS	RPI 1-25	RPI 26-50	W-L RECORDS	RPI 51-100	RPI 101-150	RPI 150+				
9- 21	0- 2	1- 4	OVERALL	1- 4	1- 2	6- 9				
6- 9	0- 1	1- 1	HOME	0- 2	1- 1	4- 4				
3- 11	0- 1	0- 3	AWAY	1- 2	0- 1	2- 4				
0- 1	0- 0	0- 0	NEUTRAL	0- 0	0- 0	0- 1				
3- 8	0- 0	0- 1	NON-CONFERENCE	0- 1	0- 1	3- 5				
3- 3	0- 0	0- 0	HOME	0- 0	0- 1	3- 2				
0- 5	0- 0	0- 1	AWAY	0- 1	0- 0	0- 3				
0- 0	0- 0	0- 0	NEUTRAL	0- 0	0- 0	0- 0				
6- 13	0- 2	1- 3	CONFERENCE	1- 3	1- 1	3- 4				
3- 6	0- 1	1- 1	HOME	0- 2	1- 0	1- 2				
3- 6	0- 1	0- 2	AWAY	1- 1	0- 1	2- 1				
0- 1	0- 0	0- 0	NEUTRAL	0- 0	0- 0	0- 1				

RPI 1-25				RPI 26-50				RPI 51-100				RPI 101+ Team's RPI: 232			
RPI	S	Opponent	Score	RPI	S	Opponent	Score	RPI	S	Opponent	Score	RPI	S	Opponent	Score
11	A	Gonzaga	51 88	35	A	Oregon St.	54 92	53	A	San Diego	63 86	101	H	Montana	47 49
11	H	Gonzaga	82 91	38	A	BYU	72 90	53	H	San Diego	74 87	142	A	Portland	66 84
				38	H	BYU	67 91	73	A	Colorado St.	68 70	142	H	Portland	78 64
				48	A	St. Mary's (CA)	74 78	78	A	Pacific	90 84	161	A	Utah St.	58 100
				48	H	St. Mary's (CA)	76 74	78	H	Pacific	95 102	171	H	UC Irvine	60 63
												177	A	San Francisco	79 80
												177	H	San Francisco	76 80
												177	N	San Francisco	62 63
												191	A	Long Beach St.	66 76
												229	H	Seattle	70 72
												234	H	UNLV	71 67
												246	A	Santa Clara	88 74
												246	H	Santa Clara	65 69
												268	A	Pepperdine	76 64
												268	H	Pepperdine	90 74
												275	A	New Mexico	65 69
												285	H	New Mexico St.	81 64
												289	H	Northern Ariz.	79 58
LAST 12 Division I GAMES:															
177	N	San Francisco	62 63	48	H	St. Mary's (CA)	76 74								
177	A	San Francisco	79 80	11	A	Gonzaga	51 88								
246	A	Santa Clara	88 74	142	A	Portland	66 84								
38	H	BYU	67 91	268	H	Pepperdine	90 74								
53	H	San Diego	74 87	142	H	Portland	78 64								
78	H	Pacific	95 102	11	H	Gonzaga	82 91								

Non-Div I Games:

Loyola Marymount

■ Loss,
 ■ Non-Conf,
 ■ S Site,
 ■ H Home
 ■ A Away
 N Neutral

North Texas

Through Games Of March 16, 2014

Average RPI Win:	209	WON-LOST	WINNING	LAST 10	STRENGTH OF	OPP. STRENGTH	TEAM	ADJ.	CONF.	ADJ CONF.
Average RPI Loss:	140	RECORD	PCT. RANK	GAMES	SCHEDULE	OF SCHEDULE	RPI	RPI	RPI	RPI
DIV. I ONLY	10- 18	255	4- 6	172	108	233	233	10	10	
DIV. I NON-CONF.	4- 7	229	0- 0	269	159	257	257	10	10	
TOTALS	RPI 1-25	RPI 26-50	W-L RECORDS	RPI 51-100	RPI 101-150	RPI 150+				
10- 18	0- 2	0- 2	OVERALL	1- 2	2- 3	7- 9				
6- 8	0- 1	0- 1	HOME	1- 1	2- 1	3- 4				
4- 9	0- 1	0- 1	AWAY	0- 1	0- 2	4- 4				
0- 1	0- 0	0- 0	NEUTRAL	0- 0	0- 0	0- 1				
4- 7	0- 1	0- 1	NON-CONFERENCE	0- 1	0- 1	4- 3				
2- 4	0- 1	0- 0	HOME	0- 1	0- 1	2- 1				
2- 3	0- 0	0- 1	AWAY	0- 0	0- 0	2- 2				
0- 0	0- 0	0- 0	NEUTRAL	0- 0	0- 0	0- 0				
6- 11	0- 1	0- 1	CONFERENCE	1- 1	2- 2	3- 6				
4- 4	0- 0	0- 1	HOME	1- 0	2- 0	1- 3				
2- 6	0- 1	0- 0	AWAY	0- 1	0- 2	2- 2				
0- 1	0- 0	0- 0	NEUTRAL	0- 0	0- 0	0- 1				

RPI 1-25			RPI 26-50			RPI 51-100			RPI 101+			Team's RPI: 233
RPI	S	Opponent	Score	RPI	S	Opponent	Score	RPI	S	Opponent	Score	Score
14	H	Texas A&M	48 67	29	A	Oklahoma St.	47 95	59	H	UTEP	73 64	105 A Tulane 55 56
17	A	Middle Tenn.	42 86	30	H	Southern Miss.	77 80	94	A	East Carolina	49 56	127 A Charlotte 59 61
								99	H	SMU	79 84	130 H Old Dominion 68 52
												143 H UAB 66 58
												146 H Grand Canyon 65 67
												165 A FIU 66 59
												172 A Rice 66 52
												186 H UTSA 56 58
												192 A Fla. Atlantic 69 82
												193 H Missouri St. 79 85
												205 H Louisiana Tech 54 67
												205 N Louisiana Tech 59 77
												208 A Tulsa 43 63
												208 H Tulsa 63 79
												220 A Northern Colo. 69 75
												236 A Houston 61 66
												239 H Bethune-Cookman 82 49
												270 H Marshall 63 50
												271 A Denver 93 74
												308 H UMKC 77 70
												333 A Texas-Arlington 70 55
LAST 12 Division I GAMES:												
205	N	Louisiana Tech	59 77	94	A	East Carolina	49 56					
30	H	Southern Miss.	77 80	130	H	Old Dominion	68 52					
205	H	Louisiana Tech	54 67	105	A	Tulane	55 56					
172	A	Rice	66 52	143	H	UAB	66 58					
208	A	Tulsa	43 63	208	H	Tulsa	63 79					
59	H	UTEP	73 64	192	A	Fla. Atlantic	69 82					

Non-Div I Games: Cameron 69 41 Abilene Christian 64 50

North Texas

Loss, Non-Conf, S Site, H Home A Away N Neutral

Average RPI Win:	224	WON-LOST	WINNING	LAST 10	STRENGTH OF	OPP. STRENGTH	TEAM	ADJ.	CONF.	ADJ CONF.
Average RPI Loss:	128	RECORD	PCT. RANK	GAMES	SCHEDULE	OF SCHEDULE	RPI	RPI	RPI	RPI
DIV. I ONLY	13- 19	227	4- 6	164	151	234	234	18	18	
DIV. I NON-CONF.	3- 9	280	0- 0	133	58	272	272	22	22	
TOTALS	RPI 1-25	RPI 26-50	W-L RECORDS	RPI 51-100	RPI 101-150	RPI 150+				
13- 19	0- 0	0- 3	OVERALL	0- 6	0- 3	13- 7				
10- 10	0- 0	0- 3	HOME	0- 4	0- 1	10- 2				
3- 9	0- 0	0- 0	AWAY	0- 2	0- 2	3- 5				
0- 0	0- 0	0- 0	NEUTRAL	0- 0	0- 0	0- 0				
3- 9	0- 0	0- 3	NON-CONFERENCE	0- 1	0- 2	3- 3				
3- 6	0- 0	0- 3	HOME	0- 1	0- 1	3- 1				
0- 3	0- 0	0- 0	AWAY	0- 0	0- 1	0- 2				
0- 0	0- 0	0- 0	NEUTRAL	0- 0	0- 0	0- 0				
10- 10	0- 0	0- 0	CONFERENCE	0- 5	0- 1	10- 4				
7- 4	0- 0	0- 0	HOME	0- 3	0- 0	7- 1				
3- 6	0- 0	0- 0	AWAY	0- 2	0- 1	3- 3				
0- 0	0- 0	0- 0	NEUTRAL	0- 0	0- 0	0- 0				

RPI S	Opponent	Score	RPI S	Opponent	Score	RPI S	Opponent	Score	RPI S	Opponent	Score	Team's RPI: 234
35	H Oregon St.	60 68	66	H Creighton	56 66	108	A Northwestern	53 57				
37	H Fordham	63 72	73	A Colorado St.	64 84	125	A Wyoming	56 82				
38	H BYU	64 71	73	H Colorado St.	48 66	127	H Charlotte	75 80				
			97	A Fresno St.	52 70	159	A Nevada	57 49				
			97	H Fresno St.	63 79	159	H Nevada	80 68				
			97	H Fresno St.	65 80	160	H Bakersfield	76 74				
						161	A Utah St.	73 67				
						161	H Utah St.	82 80				
						164	H Clemson	63 54				
						177	A San Francisco	61 62				
						185	H Utah	59 66				
						190	A Boise St.	49 79				
						190	H Boise St.	72 75				
						217	A San Diego St.	63 64				
						217	H San Diego St.	74 59				
						232	A Loyola Marymount	67 71				
						246	H Santa Clara	77 70				
						265	H San Jose St.	90 76				
						265	H San Jose St.	78 75				
						275	A New Mexico	58 65				
						275	H New Mexico	78 56				
						343	A Air Force	72 65				
						343	H Air Force	87 43				
LAST 12 Division I GAMES:												
97	H Fresno St.	65 80	190	H Boise St.	72 75							
265	H San Jose St.	78 75	275	A New Mexico	58 65							
159	H Nevada	80 68	161	H Utah St.	82 80							
217	A San Diego St.	63 64	125	A Wyoming	56 82							
343	H Air Force	87 43	73	H Colorado St.	48 66							
73	A Colorado St.	64 84	190	A Boise St.	49 79							

Non-Div I Games:

UNLV

■ Loss,
 ■ Non-Conf,
 ■ S Site,
 ■ H Home
 ■ A Away
 N Neutral

Appalachian St.

Through Games Of March 16, 2014

Average RPI Win:	264	WON-LOST	WINNING	LAST 10	STRENGTH OF	OPP. STRENGTH	TEAM	ADJ.	CONF.	ADJ CONF.
Average RPI Loss:	170	RECORD	PCT. RANK	GAMES	SCHEDULE	OF SCHEDULE	RPI	RPI	RPI	RPI
DIV. I ONLY	12- 16	210	6- 4	285	249	235	235	26	26	
DIV. I NON-CONF.	2- 7	289	0- 0	230	154	251	251	25	25	
TOTALS	RPI 1-25	RPI 26-50	W-L RECORDS	RPI 51-100	RPI 101-150	RPI 150+				
12- 16	0- 0	0- 3	OVERALL	0- 3	0- 0	12- 10				
6- 4	0- 0	0- 1	HOME	0- 0	0- 0	6- 3				
6- 9	0- 0	0- 2	AWAY	0- 2	0- 0	6- 5				
0- 3	0- 0	0- 0	NEUTRAL	0- 1	0- 0	0- 2				
2- 7	0- 0	0- 1	NON-CONFERENCE	0- 3	0- 0	2- 3				
0- 1	0- 0	0- 0	HOME	0- 0	0- 0	0- 1				
2- 4	0- 0	0- 1	AWAY	0- 2	0- 0	2- 1				
0- 2	0- 0	0- 0	NEUTRAL	0- 1	0- 0	0- 1				
10- 9	0- 0	0- 2	CONFERENCE	0- 0	0- 0	10- 7				
6- 3	0- 0	0- 1	HOME	0- 0	0- 0	6- 2				
4- 5	0- 0	0- 1	AWAY	0- 0	0- 0	4- 4				
0- 1	0- 0	0- 0	NEUTRAL	0- 0	0- 0	0- 1				

RPI 1-25			RPI 26-50			RPI 51-100			RPI 101+ Team's RPI: 235		
RPI	S	Opponent	Score	RPI	S	Opponent	Score	RPI	S	Opponent	Score
				43	A	Vanderbilt	53 96	52	A	Ohio St.	38 52
				44	A	Chattanooga	41 69	85	A	N.C. A&T	43 62
				44	H	Chattanooga	68 73	87	N	Idaho	60 83
LAST 12 Division I GAMES:											
				184	N	Elon	56 59	293	A	Samford	47 55
				258	A	Western Caro.	63 56	44	A	Chattanooga	41 69
				166	A	Davidson	72 70	156	H	Furman	75 70
				294	A	Ga. Southern	72 74	340	H	Wofford	61 54
				184	H	Elon	71 60	294	H	Ga. Southern	59 68
				321	H	UNC Greensboro	76 67	166	H	Davidson	74 66
								321	A	Radford	83 60
								340	A	Wofford	63 43
								340	H	Wofford	61 54

Non-Div I Games: Lees-McRae 86 57

Appalachian St.

■ Loss,
 ■ Non-Conf, S Site,
 ■ Home
 ■ Away
 N Neutral

Average RPI Win:	207	WON-LOST	WINNING	LAST 10	STRENGTH OF	OPP. STRENGTH	TEAM	ADJ.	CONF.	ADJ CONF.
Average RPI Loss:	90	RECORD	PCT. RANK	GAMES	SCHEDULE	OF SCHEDULE	RPI	RPI	RPI	RPI
DIV. I ONLY	6- 25	321	2- 8	66	58	236	236	6	6	
DIV. I NON-CONF.	4- 7	229	0- 0	179	55	223	223	6	6	
TOTALS	RPI 1-25	RPI 26-50	W-L RECORDS	RPI 51-100	RPI 101-150	RPI 150+				
6- 25	0- 6	0- 0	OVERALL	0- 10	1- 4	5- 5				
3- 12	0- 3	0- 0	HOME	0- 5	0- 2	3- 2				
2- 12	0- 2	0- 0	AWAY	0- 5	1- 2	1- 3				
1- 1	0- 1	0- 0	NEUTRAL	0- 0	0- 0	1- 0				
4- 7	0- 1	0- 0	NON-CONFERENCE	0- 4	0- 1	4- 1				
3- 3	0- 1	0- 0	HOME	0- 2	0- 0	3- 0				
1- 4	0- 0	0- 0	AWAY	0- 2	0- 1	1- 1				
0- 0	0- 0	0- 0	NEUTRAL	0- 0	0- 0	0- 0				
2- 18	0- 5	0- 0	CONFERENCE	0- 6	1- 3	1- 4				
0- 9	0- 2	0- 0	HOME	0- 3	0- 2	0- 2				
1- 8	0- 2	0- 0	AWAY	0- 3	1- 1	0- 2				
1- 1	0- 1	0- 0	NEUTRAL	0- 0	0- 0	1- 0				

RPI	S	Opponent	Score	RPI	S	Opponent	Score	RPI	S	Opponent	Score	RPI	S	Opponent	Score	Team's RPI: 236
2	A	UConn	40 90					51	A	Rutgers	47 68	102	A	Temple	54 66	
2	H	UConn	41 92					51	H	Rutgers	42 74	102	H	Temple	46 79	
8	A	Louisville	62 81					57	A	South Fla.	53 71	134	A	Cincinnati	48 39	
8	H	Louisville	52 93					57	H	South Fla.	54 77	134	H	Cincinnati	50 59	
8	N	Louisville	43 88					66	A	Creighton	55 65	141	A	Northwestern St.	70 74	
14	H	Texas A&M	51 63					77	A	Alabama	44 51	172	A	Rice	67 54	
								89	H	Washington	55 66	181	A	Memphis	40 48	
								95	H	Mississippi St.	68 76	181	H	Memphis	45 55	
								99	A	SMU	50 67	181	N	Memphis	73 67	
								99	H	SMU	60 73	195	A	Texas St.	63 70	
												212	A	UCF	43 52	
												212	H	UCF	59 67	
												224	H	Prairie View	74 46	
												233	H	North Texas	66 61	
												300	H	Kent St.	54 44	
LAST 12 Division I GAMES:																
		8 N Louisville	43 88			99 A SMU	50 67									
		181 N Memphis	73 67			51 H Rutgers	42 74									
		102 A Temple	54 66			134 A Cincinnati	48 39									
		181 H Memphis	45 55			102 H Temple	46 79									
		2 H UConn	41 92			212 A UCF	43 52									
		8 A Louisville	62 81			57 A South Fla.	53 71									

Non-Div I Games:

Houston

■ Loss,
■ Non-Conf, S Site,
■ Home
■ Away
N Neutral

Average RPI Win: 291	WON-LOST	WINNING	LAST 10	STRENGTH OF	OPP. STRENGTH	TEAM	ADJ.	CONF.	ADJ CONF.
Average RPI Loss: 157	RECORD	PCT. RANK	GAMES	SCHEDULE	OF SCHEDULE	RPI	RPI	RPI	RPI
DIV. I ONLY	13- 18	216	5- 5	259	274	237	237	31	31
DIV. I NON-CONF.	3- 10	285	0- 0	247	51	270	270	31	31
TOTALS	RPI 1-25	RPI 26-50	W-L RECORDS	RPI 51-100	RPI 101-150	RPI 150+			
13- 18	0- 2	0- 1	OVERALL	0- 1	1- 6	12- 8			
6- 6	0- 0	0- 1	HOME	0- 0	1- 1	5- 4			
6- 10	0- 2	0- 0	AWAY	0- 1	0- 4	6- 3			
1- 2	0- 0	0- 0	NEUTRAL	0- 0	0- 1	1- 1			
3- 10	0- 2	0- 1	NON-CONFERENCE	0- 1	0- 2	3- 4			
1- 3	0- 0	0- 1	HOME	0- 0	0- 0	1- 2			
2- 5	0- 2	0- 0	AWAY	0- 1	0- 1	2- 1			
0- 2	0- 0	0- 0	NEUTRAL	0- 0	0- 1	0- 1			
10- 8	0- 0	0- 0	CONFERENCE	0- 0	1- 4	9- 4			
5- 3	0- 0	0- 0	HOME	0- 0	1- 1	4- 2			
4- 5	0- 0	0- 0	AWAY	0- 0	0- 3	4- 2			
1- 0	0- 0	0- 0	NEUTRAL	0- 0	0- 0	1- 0			

RPI 1-25				RPI 26-50				RPI 51-100				RPI 101+ Team's RPI: 237			
RPI	S	Opponent	Score	RPI	S	Opponent	Score	RPI	S	Opponent	Score	RPI	S	Opponent	Score
2	A	UConn	34 89	43	H	Vanderbilt	56 65	69	A	Quinnipiac	49 62	103	A	Albany (NY)	51 65
13	A	Penn St.	56 70									103	A	Albany (NY)	68 90
												103	H	Albany (NY)	52 69
												104	N	Missouri	45 68
												129	A	Boston College	45 65
												135	A	Stony Brook	57 61
												135	H	Stony Brook	61 48
												163	N	St. Francis Brooklyn	49 56
												227	A	New Hampshire	71 76
												227	H	New Hampshire	56 61
												228	A	Maine	66 56
												228	H	Maine	56 60
												228	N	Maine	63 62
												238	A	Sacred Heart	70 64
												247	A	Providence	53 79
												290	H	Central Conn. St.	50 82
												303	A	Loyola Maryland	59 53
												307	H	Dartmouth	56 43
												313	H	Massachusetts	59 63
												328	A	Binghamton	51 55
												328	H	Binghamton	66 42
												329	A	UMass Lowell	80 76
												329	H	UMass Lowell	80 64
												337	A	Vermont	64 51
												337	H	Vermont	57 49
												341	A	UMBC	65 55
LAST 12 Division I GAMES:															
103	A	Albany (NY)	51 65	227	A	New Hampshire	71 76								
228	N	Maine	63 62	228	H	Maine	56 60								
337	H	Vermont	57 49	103	A	Albany (NY)	68 90								
328	A	Binghamton	51 55	135	H	Stony Brook	61 48								
341	H	UMBC	80 64	337	A	Vermont	64 51								
329	H	UMass Lowell	80 64	341	A	UMBC	65 55								

Non-Div I Games:

Hartford

■ Loss,
■ Non-Conf, S Site,
■ Home
■ Away
N Neutral

RPI S Opponent Score

RPI	S	Opponent	Score
341	H	UMBC	80 64

H
a
r
t
f
o
r
d

H
a
r
t
f
o
r
d

Hartford

Average RPI Win:	240	WON-LOST	WINNING	LAST 10	STRENGTH OF	OPP. STRENGTH	TEAM	ADJ.	CONF.	ADJ CONF.
Average RPI Loss:	175	RECORD	PCT. RANK	GAMES	SCHEDULE	OF SCHEDULE	RPI	RPI	RPI	RPI
DIV. I ONLY	12- 18	230	2- 8	185	287	238	238	28	28	
DIV. I NON-CONF.	3- 8	269	0- 0	58	201	196	196	27	27	
TOTALS	RPI 1-25	RPI 26-50	W-L RECORDS	RPI 51-100	RPI 101-150	RPI 150+				
12- 18	0- 0	0- 3	OVERALL	0- 3	0- 0	12- 12				
9- 5	0- 0	0- 2	HOME	0- 1	0- 0	9- 2				
3- 12	0- 0	0- 1	AWAY	0- 1	0- 0	3- 10				
0- 1	0- 0	0- 0	NEUTRAL	0- 1	0- 0	0- 0				
3- 8	0- 0	0- 3	NON-CONFERENCE	0- 3	0- 0	3- 2				
1- 4	0- 0	0- 2	HOME	0- 1	0- 0	1- 1				
2- 3	0- 0	0- 1	AWAY	0- 1	0- 0	2- 1				
0- 1	0- 0	0- 0	NEUTRAL	0- 1	0- 0	0- 0				
9- 10	0- 0	0- 0	CONFERENCE	0- 0	0- 0	9- 10				
8- 1	0- 0	0- 0	HOME	0- 0	0- 0	8- 1				
1- 9	0- 0	0- 0	AWAY	0- 0	0- 0	1- 9				
0- 0	0- 0	0- 0	NEUTRAL	0- 0	0- 0	0- 0				























































[illegible]

Non-Div I Games:

Sacred Heart





Loss, Non-Conf, S Site, H Home A Away N Neutral

Average RPI Win:	282	WON-LOST	WINNING	LAST 10	STRENGTH OF	OPP. STRENGTH	TEAM	ADJ.	CONF.	ADJ CONF.
Average RPI Loss:	151	RECORD	PCT. RANK	GAMES	SCHEDULE	OF SCHEDULE	RPI	RPI	RPI	RPI
DIV. I ONLY	10- 18	255	6- 4	152	306	239	239	23	23	
DIV. I NON-CONF.	1- 9	326	0- 0	49	311	285	285	24	24	
TOTALS	RPI 1-25	RPI 26-50	W-L RECORDS	RPI 51-100	RPI 101-150	RPI 150+				
10- 18	0- 0	0- 0	OVERALL	0- 8	0- 3	10- 7				
5- 5	0- 0	0- 0	HOME	0- 3	0- 1	5- 1				
3- 9	0- 0	0- 0	AWAY	0- 4	0- 1	3- 4				
2- 4	0- 0	0- 0	NEUTRAL	0- 1	0- 1	2- 2				
1- 9	0- 0	0- 0	NON-CONFERENCE	0- 4	0- 1	1- 4				
1- 2	0- 0	0- 0	HOME	0- 2	0- 0	1- 0				
0- 4	0- 0	0- 0	AWAY	0- 2	0- 0	0- 2				
0- 3	0- 0	0- 0	NEUTRAL	0- 0	0- 1	0- 2				
9- 9	0- 0	0- 0	CONFERENCE	0- 4	0- 2	9- 3				
4- 3	0- 0	0- 0	HOME	0- 1	0- 1	4- 1				
3- 5	0- 0	0- 0	AWAY	0- 2	0- 1	3- 2				
2- 1	0- 0	0- 0	NEUTRAL	0- 1	0- 0	2- 0				

RPI 1-25			RPI 26-50			RPI 51-100			RPI 101+			Team's RPI: 239
RPI	S	Opponent	Score	RPI	S	Opponent	Score	RPI	S	Opponent	Score	
						54  FGCU	38  71	146	N	Grand Canyon	45  57	
						60  Stetson	63  77	148	 Savannah St.	54  58		
						63  Florida	65  93	148	 Savannah St.	64  71		
						65  Hampton	35  43	182	N	Nicholls St.	56  73	
						85  N.C. A&T	35  66	187	 Florida A&M	60  67		
						85  N.C. A&T	55  69	187	N	Florida A&M	76 62	
						85 N N.C. A&T	46  78	192	 Fla. Atlantic	65  81		
						94  East Carolina	49  58	222	 Jacksonville	57 49		
								233	 North Texas	49  82		
								253	 N.C. Central	66 60		
								253	 N.C. Central	67 52		
								278	 Howard	45  47		
								297	 Norfolk St.	61  74		
								312	N	Murray St.	70  81	
								314	 Morgan St.	47 45		
								315	 South Carolina St.	71 53		
								315	 South Carolina St.	64 56		
								315	N	South Carolina St.	64 55	
								319	 UMES	78 70		
								322	 Delaware St.	80 51		
LAST 12 Division I GAMES:												
						85 N N.C. A&T	46  78	85	 N.C. A&T	35  66		
						315 N South Carolina St.	64 55	253	 N.C. Central	66 60		
						187  Florida A&M	60  67	315	 South Carolina St.	64 56		
						314  Morgan St.	47 45	148	 Savannah St.	64  71		
						187 N Florida A&M	76 62	278	 Howard	45  47		
						322  Delaware St.	80 51	319	 UMES	78 70		

Non-Div I Games: Edward Waters 63 53 St. Thomas (FL) 69 64

Bethune-Cookman

 Loss,  Non-Conf, S Site,  Home  Away N Neutral

Coastal Caro.

Through Games Of March 16, 2014

Average RPI Win:	287	WON-LOST	WINNING	LAST 10	STRENGTH OF	OPP. STRENGTH	TEAM	ADJ.	CONF.	ADJ CONF.
Average RPI Loss:	159	RECORD	PCT. RANK	GAMES	SCHEDULE	OF SCHEDULE	RPI	RPI	RPI	RPI
DIV. I ONLY	12- 16	210	5- 5	241	307	240	240	27	27	
DIV. I NON-CONF.	1- 5	306	0- 0	102	237	244	244	29	29	
TOTALS	RPI 1-25	RPI 26-50	W-L RECORDS	RPI 51-100	RPI 101-150	RPI 150+				
12- 16	0- 1	0- 0	OVERALL	0- 3	1- 4	11- 8				
7- 6	0- 0	0- 0	HOME	0- 2	1- 1	6- 3				
5- 8	0- 1	0- 0	AWAY	0- 1	0- 2	5- 4				
0- 2	0- 0	0- 0	NEUTRAL	0- 0	0- 1	0- 1				
1- 5	0- 1	0- 0	NON-CONFERENCE	0- 0	0- 1	1- 3				
0- 1	0- 0	0- 0	HOME	0- 0	0- 0	0- 1				
1- 2	0- 1	0- 0	AWAY	0- 0	0- 0	1- 1				
0- 2	0- 0	0- 0	NEUTRAL	0- 0	0- 1	0- 1				
11- 11	0- 0	0- 0	CONFERENCE	0- 3	1- 3	10- 5				
7- 5	0- 0	0- 0	HOME	0- 2	1- 1	6- 2				
4- 6	0- 0	0- 0	AWAY	0- 1	0- 2	4- 3				
0- 0	0- 0	0- 0	NEUTRAL	0- 0	0- 0	0- 0				

RPI 1-25				RPI 26-50				RPI 51-100				RPI 101+ Team's RPI: 240			
RPI	S	Opponent	Score	RPI	S	Opponent	Score	RPI	S	Opponent	Score	RPI	S	Opponent	Score
21	A	North Carolina	52 106					87	A	Winthrop	61 90	120	A	High Point	73 81
								87	H	Winthrop	58 77	120	H	High Point	83 75
								87	H	Winthrop	53 77	131	A	Liberty	46 64
												131	H	Liberty	62 71
												145	N	Col. of Charleston	62 80
												156	H	Furman	72 79
												167	N	Drake	74 90
												169	A	Campbell	68 75
												169	H	Campbell	81 82
												229	A	Seattle	53 84
												243	A	Gardner-Webb	73 80
												243	H	Gardner-Webb	85 63
												253	A	N.C. Central	66 55
												276	A	Presbyterian	68 71
												276	H	Presbyterian	57 50
												299	A	UNC Asheville	83 71
												299	H	UNC Asheville	75 65
												323	A	Charleston So.	77 63
												323	H	Charleston So.	106 71
												323	H	Charleston So.	85 70
												327	A	Longwood	83 53
												327	H	Longwood	64 55
												331	A	Radford	67 66
												331	H	Radford	62 63
LAST 12 Division I GAMES:															
				87	H	Winthrop	58 77					169	H	Campbell	81 82
				323	H	Charleston So.	106 71					120	A	High Point	73 81
				299	A	UNC Asheville	83 71					131	A	Liberty	46 64
				243	A	Gardner-Webb	73 80					327	H	Longwood	64 55
				276	H	Presbyterian	57 50					331	H	Radford	62 63
				323	H	Charleston So.	85 70					87	A	Winthrop	61 90

Non-Div I Games: Brevard 85 42 Virginia Intermont 97 66 Montreat 99 71

Coastal Caro.

Loss, Non-Conf, S Site, H Home A Away N Neutral

Average RPI Win:	264	WON-LOST	WINNING	LAST 10	STRENGTH OF	OPP. STRENGTH	TEAM	ADJ.	CONF.	ADJ CONF.
Average RPI Loss:	136	RECORD	PCT. RANK	GAMES	SCHEDULE	OF SCHEDULE	RPI	RPI	RPI	RPI
DIV. I ONLY	8- 21	290	1- 9	111	219	241	241	12	12	
DIV. I NON-CONF.	4- 6	211	0- 0	48	298	118	118	13	13	
TOTALS	RPI 1-25	RPI 26-50	W-L RECORDS	RPI 51-100	RPI 101-150	RPI 150+				
8- 21	0- 2	0- 4	OVERALL	0- 3	0- 2	8- 10				
4- 6	0- 0	0- 1	HOME	0- 1	0- 1	4- 3				
3- 13	0- 1	0- 3	AWAY	0- 2	0- 0	3- 7				
1- 2	0- 1	0- 0	NEUTRAL	0- 0	0- 1	1- 0				
4- 6	0- 2	0- 1	NON-CONFERENCE	0- 1	0- 1	4- 1				
1- 0	0- 0	0- 0	HOME	0- 0	0- 0	1- 0				
2- 4	0- 1	0- 1	AWAY	0- 1	0- 0	2- 1				
1- 2	0- 1	0- 0	NEUTRAL	0- 0	0- 1	1- 0				
4- 15	0- 0	0- 3	CONFERENCE	0- 2	0- 1	4- 9				
3- 6	0- 0	0- 1	HOME	0- 1	0- 1	3- 3				
1- 9	0- 0	0- 2	AWAY	0- 1	0- 0	1- 6				
0- 0	0- 0	0- 0	NEUTRAL	0- 0	0- 0	0- 0				

RPI 1-25				RPI 26-50				RPI 51-100				RPI 101+ Team's RPI: 241			
RPI	S	Opponent	Score	RPI	S	Opponent	Score	RPI	S	Opponent	Score	RPI	S	Opponent	Score
8	A	Louisville	33 90	32	A	Bowling Green	39 63	76	A	Akron	56 80	121	N	Ill.-Chicago	67 76
20	N	Maryland	60 84	32	H	Bowling Green	62 78	76	H	Akron	76 88	132	H	Ball St.	63 79
				40	A	Central Mich.	63 80	94	A	East Carolina	47 76	154	A	Buffalo	43 55
				45	A	James Madison	33 56					154	H	Buffalo	83 71
												198	A	Toledo	44 61
												198	A	Toledo	58 62
												198	H	Toledo	62 64
												199	H	Eastern Mich.	55 68
												201	A	Cleveland St.	64 76
												226	A	Northern Ill.	51 74
												244	A	Western Mich.	64 71
												244	H	Western Mich.	70 53
												249	A	Eastern Ky.	60 52
												260	H	Xavier	94 88
												269	A	Miami (OH)	63 68
												269	H	Miami (OH)	97 79
												295	A	Morehead St.	64 56
												300	A	Kent St.	76 59
												300	H	Kent St.	64 69
												341	N	UMBC	84 36
LAST 12 Division I GAMES:															
198	A	Toledo	44 61	244	A	Western Mich.	64 71								
269	A	Miami (OH)	63 68	198	A	Toledo	58 62								
300	H	Kent St.	64 69	199	H	Eastern Mich.	55 68								
32	A	Bowling Green	39 63	154	A	Buffalo	43 55								
154	H	Buffalo	83 71	40	A	Central Mich.	63 80								
76	H	Akron	76 88	32	H	Bowling Green	62 78								

Non-Div I Games: Notre Dame (OH) 72 55

Ohio

Loss, Non-Conf, S Site, H Home A Away N Neutral

Sam Houston St.

Through Games Of March 16, 2014

Average RPI Win:	252	WON-LOST	WINNING	LAST 10	STRENGTH OF	OPP. STRENGTH	TEAM	ADJ.	CONF.	ADJ CONF.
Average RPI Loss:	159	RECORD	PCT. RANK	GAMES	SCHEDULE	OF SCHEDULE	RPI	RPI	RPI	RPI
DIV. I ONLY	11- 15	215	4- 6	264	246	242	242	25	25	
DIV. I NON-CONF.	3- 6	242	0- 0	76	126	169	169	23	23	
TOTALS	RPI 1-25	RPI 26-50	W-L RECORDS	RPI 51-100	RPI 101-150	RPI 150+				
11- 15	0- 1	0- 0	OVERALL	0- 3	1- 3	10- 8				
7- 5	0- 0	0- 0	HOME	0- 1	1- 0	6- 4				
4- 9	0- 1	0- 0	AWAY	0- 2	0- 2	4- 4				
0- 1	0- 0	0- 0	NEUTRAL	0- 0	0- 1	0- 0				
3- 6	0- 1	0- 0	NON-CONFERENCE	0- 3	0- 2	3- 0				
1- 1	0- 0	0- 0	HOME	0- 1	0- 0	1- 0				
2- 4	0- 1	0- 0	AWAY	0- 2	0- 1	2- 0				
0- 1	0- 0	0- 0	NEUTRAL	0- 0	0- 1	0- 0				
8- 9	0- 0	0- 0	CONFERENCE	0- 0	1- 1	7- 8				
6- 4	0- 0	0- 0	HOME	0- 0	1- 0	5- 4				
2- 5	0- 0	0- 0	AWAY	0- 0	0- 1	2- 4				
0- 0	0- 0	0- 0	NEUTRAL	0- 0	0- 0	0- 0				

RPI 1-25				RPI 26-50				RPI 51-100				RPI 101+ Team's RPI: 242			
RPI	S	Opponent	Score	RPI	S	Opponent	Score	RPI	S	Opponent	Score	RPI	S	Opponent	Score
24	A	Texas	48 109					74	A	Arkansas	45 81	139	A	UALR	65 69
								83	H	Wichita St.	47 64	141	A	Northwestern St.	59 78
								90	A	TCU	46 78	141	H	Northwestern St.	57 53
												143	N	UAB	59 70
												172	A	Rice	79 74
												178	A	Stephen F. Austin	59 89
												178	H	Stephen F. Austin	52 58
												182	H	Nicholls St.	51 50
												197	H	McNeese St.	55 59
												203	H	A&M-Corpus Christi	79 76
												209	A	Lamar	64 81
												209	H	Lamar	45 70
												215	A	Central Ark.	49 54
												251	H	Houston Baptist	85 68
												251	H	Houston Baptist	62 63
												259	A	Oral Roberts	50 80
												273	H	La.-Lafayette	83 73
												274	A	Southeastern La.	86 85
												274	H	Southeastern La.	93 73
												308	A	UMKC	78 76
												345	A	New Orleans	78 47
												345	H	New Orleans	87 56
LAST 12 Division I GAMES:															
345	H	New Orleans	87 56	141	H	Northwestern St.	57 53	209	H	Lamar	45 70	251	H	Houston Baptist	62 63
274	H	Southeastern La.	93 73	203	H	A&M-Corpus Christi	79 76	345	A	New Orleans	78 47	274	A	Southeastern La.	86 85
259	A	Oral Roberts	50 80	345	A	New Orleans	78 47								
215	A	Central Ark.	49 54	274	A	Southeastern La.	86 85								
209	A	Lamar	64 81												
178	H	Stephen F. Austin	52 58												

Non-Div I Games: Tex. A&M-Commerce 85 64 Abilene Christian 67 73 Incarnate Word 60 51

Sam Houston St.

Loss, Non-Conf, S Site, H Home A Away N Neutral

Average RPI Win:	278	WON-LOST	WINNING	LAST 10	STRENGTH OF	OPP. STRENGTH	TEAM	ADJ.	CONF.	ADJ CONF.
Average RPI Loss:	189	RECORD	PCT. RANK	GAMES	SCHEDULE	OF SCHEDULE	RPI	RPI	RPI	RPI
DIV. I ONLY	15- 14	157	4- 6	328	313	243	243	27	27	
DIV. I NON-CONF.	4- 4	148	0- 0	342	327	298	298	29	29	
TOTALS	RPI 1-25	RPI 26-50	W-L RECORDS	RPI 51-100	RPI 101-150	RPI 150+				
15- 14	0- 0	0- 0	OVERALL	1- 2	0- 4	14- 8				
12- 2	0- 0	0- 0	HOME	1- 0	0- 2	11- 0				
3- 10	0- 0	0- 0	AWAY	0- 2	0- 2	3- 6				
0- 2	0- 0	0- 0	NEUTRAL	0- 0	0- 0	0- 2				
4- 4	0- 0	0- 0	NON-CONFERENCE	0- 1	0- 0	4- 3				
4- 0	0- 0	0- 0	HOME	0- 0	0- 0	4- 0				
0- 3	0- 0	0- 0	AWAY	0- 1	0- 0	0- 2				
0- 1	0- 0	0- 0	NEUTRAL	0- 0	0- 0	0- 1				
11- 10	0- 0	0- 0	CONFERENCE	1- 1	0- 4	10- 5				
8- 2	0- 0	0- 0	HOME	1- 0	0- 2	7- 0				
3- 7	0- 0	0- 0	AWAY	0- 1	0- 2	3- 4				
0- 1	0- 0	0- 0	NEUTRAL	0- 0	0- 0	0- 1				

RPI S	Opponent	Score	RPI S	Opponent	Score	RPI S	Opponent	Score	RPI S	Opponent	Score	Team's RPI: 243
						87	A Winthrop	52 57	120	A High Point	63 78	
						87	H Winthrop	69 56	120	H High Point	77 81	
						91	A Wright St.	77 90	131	A Liberty	40 72	
									131	H Liberty	62 72	
									166	A Davidson	74 78	
									169	A Campbell	62 65	
									169	H Campbell	56 54	
									169	N Campbell	46 63	
									235	H Appalachian St.	69 63	
									240	A Coastal Caro.	63 85	
									240	H Coastal Caro.	80 73	
									253	A N.C. Central	58 89	
									276	A Presbyterian	54 52	
									276	H Presbyterian	59 56	
									299	A UNC Asheville	53 47	
									299	H UNC Asheville	76 53	
									306	N Lipscomb	68 86	
									321	H UNC Greensboro	71 60	
									323	A Charleston So.	55 51	
									323	H Charleston So.	74 62	
									324	H Kennesaw St.	84 58	
									327	A Longwood	57 59	
									327	H Longwood	74 73	
									331	A Radford	53 55	
									331	H Radford	71 57	
									340	H Wofford	68 57	
LAST 12 Division I GAMES:												
			169	N Campbell	46 63	327	H Longwood	74 73				
			323	H Charleston So.	74 62	331	A Radford	53 55				
			240	H Coastal Caro.	80 73	87	A Winthrop	52 57				
			169	A Campbell	62 65	299	H UNC Asheville	76 53				
			120	A High Point	63 78	276	H Presbyterian	59 56				
			131	H Liberty	62 72	323	A Charleston So.	55 51				

Non-Div I Games: Montreat

86 46

Gardner-Webb

■ Loss,
 ■ Non-Conf, S Site,
 ■ Home
 ■ Away
 N Neutral

Average RPI Win:	309	WON-LOST	WINNING	LAST 10	STRENGTH OF	OPP. STRENGTH	TEAM	ADJ.	CONF.	ADJ CONF.
Average RPI Loss:	172	RECORD	PCT. RANK	GAMES	SCHEDULE	OF SCHEDULE	RPI	RPI	RPI	RPI
DIV. I ONLY	15- 15	163	6- 4	330	341	244	244	32	32	
DIV. I NON-CONF.	2- 8	296	0- 0	226	182	306	306	32	32	
TOTALS	RPI 1-25	RPI 26-50	W-L RECORDS	RPI 51-100	RPI 101-150	RPI 150+				
15- 15	0- 1	0- 0	OVERALL	0- 2	0- 2	15- 10				
8- 4	0- 0	0- 0	HOME	0- 0	0- 0	8- 4				
6- 10	0- 1	0- 0	AWAY	0- 2	0- 2	6- 5				
1- 1	0- 0	0- 0	NEUTRAL	0- 0	0- 0	1- 1				
2- 8	0- 1	0- 0	NON-CONFERENCE	0- 2	0- 2	2- 3				
2- 1	0- 0	0- 0	HOME	0- 0	0- 0	2- 1				
0- 7	0- 1	0- 0	AWAY	0- 2	0- 2	0- 2				
0- 0	0- 0	0- 0	NEUTRAL	0- 0	0- 0	0- 0				
13- 7	0- 0	0- 0	CONFERENCE	0- 0	0- 0	13- 7				
6- 3	0- 0	0- 0	HOME	0- 0	0- 0	6- 3				
6- 3	0- 0	0- 0	AWAY	0- 0	0- 0	6- 3				
1- 1	0- 0	0- 0	NEUTRAL	0- 0	0- 0	1- 1				

RPI S	Opponent	Score	RPI S	Opponent	Score	RPI S	Opponent	Score	RPI S	Opponent	Score	Team's RPI: 244
15	A LSU	45 72				72	A George Washington	73 101	107	A Western Ky.	48 83	
						95	A Mississippi St.	42 81	141	A Northwestern St.	52 71	
									170	A Southern U.	59 69	
									170	H Southern U.	55 70	
									181	A Memphis	64 77	
									183	A Texas Southern	54 61	
									183	H Texas Southern	48 73	
									183 N	Texas Southern	77 79	
									224	A Prairie View	76 92	
									224	H Prairie View	83 82	
									251	H Houston Baptist	74 50	
									273	H La.-Lafayette	64 81	
									278	A Howard	63 83	
									280	A Alabama St.	61 51	
									280	H Alabama St.	71 64	
									302	A Mississippi Val.	63 56	
									302	H Mississippi Val.	70 68	
									302 N	Mississippi Val.	74 68	
									309	A Grambling	64 51	
									309	H Grambling	68 79	
									326	A Alcorn	64 52	
									326	H Alcorn	64 52	
									344	A Alabama A&M	85 78	
									344	H Alabama A&M	77 70	
									345	H New Orleans	72 50	
									347	A Ark.-Pine Bluff	78 69	
LAST 12 Division I GAMES:												
183 N	Texas Southern	77 79	309	A Grambling	64 51							
302 N	Mississippi Val.	74 68	183	A Texas Southern	54 61							
280	A Alabama St.	61 51	224	A Prairie View	76 92							
344	A Alabama A&M	85 78	170	H Southern U.	55 70							
347	H Ark.-Pine Bluff	65 52	326	H Alcorn	64 52							
302	H Mississippi Val.	70 68	347	A Ark.-Pine Bluff	78 69							

Non-Div I Games:

Jackson St.

■ Loss,
 ■ Non-Conf,
 ■ S Site,
 ■ Home
 ■ A Away
 N Neutral

RPI	S	Opponent	Score
347	H	Ark.-Pine Bluff	65 52

Jackson St.

J
a
c
k
s
o
n
s
t
.

J
a
c
k
s
o
n
s
t
.

Average RPI Win:	257	WON-LOST	WINNING	LAST 10	STRENGTH OF	OPP. STRENGTH	TEAM	ADJ.	CONF.	ADJ CONF.
Average RPI Loss:	143	RECORD	PCT. RANK	GAMES	SCHEDULE	OF SCHEDULE	RPI	RPI	RPI	RPI
DIV. I ONLY	13- 18	216	4- 6	273	187	244	244	12	12	
DIV. I NON-CONF.	4- 7	229	0- 0	291	319	263	263	13	13	
TOTALS	RPI 1-25	RPI 26-50	W-L RECORDS	RPI 51-100	RPI 101-150	RPI 150+				
13- 18	0- 0	0- 3	OVERALL	0- 3	0- 5	13- 7				
8- 7	0- 0	0- 1	HOME	0- 1	0- 3	8- 2				
5- 10	0- 0	0- 2	AWAY	0- 2	0- 2	5- 4				
0- 1	0- 0	0- 0	NEUTRAL	0- 0	0- 0	0- 1				
4- 7	0- 0	0- 0	NON-CONFERENCE	0- 2	0- 3	4- 2				
1- 4	0- 0	0- 0	HOME	0- 1	0- 2	1- 1				
3- 3	0- 0	0- 0	AWAY	0- 1	0- 1	3- 1				
0- 0	0- 0	0- 0	NEUTRAL	0- 0	0- 0	0- 0				
9- 11	0- 0	0- 3	CONFERENCE	0- 1	0- 2	9- 5				
7- 3	0- 0	0- 1	HOME	0- 0	0- 1	7- 1				
2- 7	0- 0	0- 2	AWAY	0- 1	0- 1	2- 3				
0- 1	0- 0	0- 0	NEUTRAL	0- 0	0- 0	0- 1				

RPI S	Opponent	Score	RPI S	Opponent	Score	RPI S	Opponent	Score	RPI S	Opponent	Score	Team's RPI: 244
32	A Bowling Green	50 72	74	A Arkansas	46 61	103	A Albany (NY)	61 77				
40	A Central Mich.	75 84	76	A Akron	66 79	121	H Ill.-Chicago	61 71				
40	H Central Mich.	87 113	93	H Michigan	45 73	126	H IUPUI	64 79				
						132	A Ball St.	43 56				
						132	H Ball St.	73 79				
						154	H Buffalo	82 72				
						198	A Toledo	60 59				
						198	H Toledo	78 72				
						198	N Toledo	61 72				
						199	A Eastern Mich.	77 83				
						199	H Eastern Mich.	81 72				
						208	A Tulsa	59 60				
						226	A Northern Ill.	51 59				
						226	H Northern Ill.	56 43				
						231	H Oakland	62 72				
						241	A Ohio	53 70				
						241	H Ohio	71 64				
						269	A Miami (OH)	88 78				
						269	H Miami (OH)	86 75				
						269	H Miami (OH)	82 72				
						300	H Kent St.	48 57				
						313	A Massachusetts	66 58				
						320	A Valparaiso	72 50				
						336	H Detroit	103 86				
						346	A Chicago St.	67 49				
LAST 12 Division I GAMES:												
198	N Toledo	61 72	198	A Toledo	60 59							
269	H Miami (OH)	82 72	241	H Ohio	71 64							
226	A Northern Ill.	51 59	300	H Kent St.	48 57							
40	A Central Mich.	75 84	76	A Akron	66 79							
132	H Ball St.	73 79	32	A Bowling Green	50 72							
199	H Eastern Mich.	81 72	226	H Northern Ill.	56 43							

Non-Div I Games:

Western Mich.

■ Loss,
■ Non-Conf,
■ S Site,
■ Home
■ A Away
N Neutral

Santa Clara

Through Games Of March 16, 2014

Average RPI Win: 199	WON-LOST	WINNING	LAST 10	STRENGTH OF	OPP. STRENGTH	TEAM	ADJ.	CONF.	ADJ CONF.
Average RPI Loss: 139	RECORD	PCT. RANK	GAMES	SCHEDULE	OF SCHEDULE	RPI	RPI	RPI	RPI
DIV. I ONLY	9- 20	274	3- 7	168	109	246	246	8	8
DIV. I NON-CONF.	3- 7	260	0- 0	300	326	301	301	8	8
TOTALS	RPI 1-25	RPI 26-50	W-L RECORDS	RPI 51-100	RPI 101-150	RPI 150+			
9- 20	0- 2	1- 3	OVERALL	0- 6	2- 1	6- 8			
4- 10	0- 1	0- 2	HOME	0- 2	1- 0	3- 5			
5- 8	0- 1	1- 1	AWAY	0- 3	1- 1	3- 2			
0- 2	0- 0	0- 0	NEUTRAL	0- 1	0- 0	0- 1			
3- 7	0- 0	0- 0	NON-CONFERENCE	0- 2	1- 0	2- 5			
1- 4	0- 0	0- 0	HOME	0- 0	0- 0	1- 4			
2- 2	0- 0	0- 0	AWAY	0- 1	1- 0	1- 1			
0- 1	0- 0	0- 0	NEUTRAL	0- 1	0- 0	0- 0			
6- 13	0- 2	1- 3	CONFERENCE	0- 4	1- 1	4- 3			
3- 6	0- 1	0- 2	HOME	0- 2	1- 0	2- 1			
3- 6	0- 1	1- 1	AWAY	0- 2	0- 1	2- 1			
0- 1	0- 0	0- 0	NEUTRAL	0- 0	0- 0	0- 1			

RPI 1-25				RPI 26-50				RPI 51-100				RPI 101+ Team's RPI: 246			
RPI	S	Opponent	Score	RPI	S	Opponent	Score	RPI	S	Opponent	Score	RPI	S	Opponent	Score
11	A	Gonzaga	37 89	38	A	BYU	44 61	53	A	San Diego	55 79	142	A	Portland	55 75
11	H	Gonzaga	61 67	38	H	BYU	80 87	53	H	San Diego	44 72	142	H	Portland	69 62
				48	A	St. Mary's (CA)	89 83	65	N	Hampton	48 70	147	A	Cal St. Northridge	66 61
				48	H	St. Mary's (CA)	70 80	78	A	Pacific	47 64	175	H	UC Davis	70 75
								78	H	Pacific	68 88	177	A	San Francisco	74 73
								97	A	Fresno St.	49 69	177	H	San Francisco	81 72
												232	A	Loyola Marymount	69 65
												232	H	Loyola Marymount	74 88
												234	A	UNLV	70 77
												261	H	Georgia St.	87 68
												265	H	San Jose St.	93 97
												268	A	Pepperdine	93 100
												268	H	Pepperdine	67 61
												268	N	Pepperdine	74 80
												304	H	UC Riverside	80 90
												317	H	UC Santa Barbara	62 67
												338	A	Utah Valley	64 61
LAST 12 Division I GAMES:															
268	N	Pepperdine	74 80	53	H	San Diego	44 72								
268	H	Pepperdine	67 61	38	H	BYU	80 87								
232	H	Loyola Marymount	74 88	142	A	Portland	55 75								
48	A	St. Mary's (CA)	89 83	11	A	Gonzaga	37 89								
78	A	Pacific	47 64	38	A	BYU	44 61								
177	A	San Francisco	74 73	53	A	San Diego	55 79								

Non-Div I Games: San Fran. St. 67 57

Santa Clara

Loss, Non-Conf, S Site, H Home A Away N Neutral

Providence

Through Games Of March 16, 2014

Average RPI Win:	265	WON-LOST	WINNING	LAST 10	STRENGTH OF	OPP. STRENGTH	TEAM	ADJ.	CONF.	ADJ CONF.
Average RPI Loss:	89	RECORD	PCT. RANK	GAMES	SCHEDULE	OF SCHEDULE	RPI	RPI	RPI	RPI
DIV. I ONLY	7- 23	305	1- 9	101	86	247	247	7	7	
DIV. I NON-CONF.	5- 6	173	0- 0	200	179	187	187	7	7	
TOTALS	RPI 1-25	RPI 26-50	W-L RECORDS	RPI 51-100	RPI 101-150	RPI 150+				
7- 23	0- 3	0- 5	OVERALL	0- 5	0- 8	7- 2				
4- 10	0- 2	0- 2	HOME	0- 2	0- 4	4- 0				
3- 12	0- 1	0- 3	AWAY	0- 3	0- 3	3- 2				
0- 1	0- 0	0- 0	NEUTRAL	0- 0	0- 1	0- 0				
5- 6	0- 1	0- 1	NON-CONFERENCE	0- 1	0- 3	5- 0				
2- 3	0- 1	0- 0	HOME	0- 0	0- 2	2- 0				
3- 3	0- 0	0- 1	AWAY	0- 1	0- 1	3- 0				
0- 0	0- 0	0- 0	NEUTRAL	0- 0	0- 0	0- 0				
2- 17	0- 2	0- 4	CONFERENCE	0- 4	0- 5	2- 2				
2- 7	0- 1	0- 2	HOME	0- 2	0- 2	2- 0				
0- 9	0- 1	0- 2	AWAY	0- 2	0- 2	0- 2				
0- 1	0- 0	0- 0	NEUTRAL	0- 0	0- 1	0- 0				

RPI 1-25				RPI 26-50				RPI 51-100				RPI 101+ Team's RPI: 247			
RPI	S	Opponent	Score	RPI	S	Opponent	Score	RPI	S	Opponent	Score	RPI	S	Opponent	Score
16	H	Dayton	65 83	28	A	St. John's (NY)	65 85	66	A	Creighton	64 85	103	H	Albany (NY)	60 70
25	A	DePaul	71 91	28	H	St. John's (NY)	42 63	66	H	Creighton	65 97	112	A	Butler	69 72
25	H	DePaul	63 74	33	A	Arizona St.	65 86	79	A	Duquesne	78 83	112	H	Butler	65 68
				50	A	Villanova	59 68	86	A	Marquette	79 87	117	A	Drexel	52 62
				50	H	Villanova	66 72	86	H	Marquette	62 71	129	H	Boston College	71 80
												138	A	Seton Hall	72 82
												138	H	Seton Hall	87 90
												138	N	Seton Hall	79 88
												173	A	Georgetown	65 71
												173	H	Georgetown	70 61
												218	H	Bryant	104 67
												237	H	Hartford	79 53
												260	A	Xavier	52 75
												260	H	Xavier	61 59
												307	A	Dartmouth	82 72
												329	A	UMass Lowell	109 74
												334	A	Rhode Island	54 51
LAST 12 Division I GAMES:															
				138	N	Seton Hall	79 88	86	H	Marquette	62 71				
				28	H	St. John's (NY)	42 63	28	A	St. John's (NY)	65 85				
				173	A	Georgetown	65 71	50	H	Villanova	66 72				
				260	H	Xavier	61 59	25	H	DePaul	63 74				
				138	A	Seton Hall	72 82	112	A	Butler	69 72				
				66	A	Creighton	64 85	138	H	Seton Hall	87 90				

Non-Div I Games:

Providence

■ Loss,
■ Non-Conf,
■ S Site,
■ H Home
■ A Away
N Neutral

Average RPI Win:	274	WON-LOST	WINNING	LAST 10	STRENGTH OF	OPP. STRENGTH	TEAM	ADJ.	CONF.	ADJ CONF.
Average RPI Loss:	181	RECORD	PCT. RANK	GAMES	SCHEDULE	OF SCHEDULE	RPI	RPI	RPI	RPI
DIV. I ONLY	12- 16	210	3- 7	287	328	248	248	29	29	
DIV. I NON-CONF.	4- 7	229	0- 0	190	297	208	208	28	28	
TOTALS	RPI 1-25	RPI 26-50	W-L RECORDS	RPI 51-100	RPI 101-150	RPI 150+				
12- 16	0- 0	0- 1	OVERALL	0- 5	2- 1	10- 9				
7- 3	0- 0	0- 0	HOME	0- 2	1- 0	6- 1				
3- 11	0- 0	0- 1	AWAY	0- 3	0- 1	3- 6				
2- 2	0- 0	0- 0	NEUTRAL	0- 0	1- 0	1- 2				
4- 7	0- 0	0- 1	NON-CONFERENCE	0- 3	1- 0	3- 3				
1- 1	0- 0	0- 0	HOME	0- 1	0- 0	1- 0				
1- 5	0- 0	0- 1	AWAY	0- 2	0- 0	1- 2				
2- 1	0- 0	0- 0	NEUTRAL	0- 0	1- 0	1- 1				
8- 9	0- 0	0- 0	CONFERENCE	0- 2	1- 1	7- 6				
6- 2	0- 0	0- 0	HOME	0- 1	1- 0	5- 1				
2- 6	0- 0	0- 0	AWAY	0- 1	0- 1	2- 4				
0- 1	0- 0	0- 0	NEUTRAL	0- 0	0- 0	0- 1				

RPI S	Opponent	Score	RPI S	Opponent	Score	RPI S	Opponent	Score	RPI S	Opponent	Score	Team's RPI: 248
29	A Oklahoma St.	48 90	83	A Wichita St.	40 69	144	N UNI	70 47				
			87	A Idaho	65 76	146	A Grand Canyon	55 77				
			87	H Idaho	52 85	146	H Grand Canyon	60 58				
			90	A TCU	47 73	160	A Bakersfield	74 82				
			100	H VCU	57 67	160	H Bakersfield	84 62				
						203	A A&M-Corpus Christi	54 68				
						229	A Seattle	62 84				
						229	H Seattle	68 75				
						251	A Houston Baptist	76 74				
						257	A Texas Tech	48 70				
						285	A New Mexico St.	71 83				
						285	H New Mexico St.	66 61				
						285	N New Mexico St.	74 86				
						297	N Norfolk St.	50 36				
						308	A UMKC	84 87				
						308	H UMKC	65 50				
						325	N Omaha	61 73				
						333	H Texas-Arlington	75 63				
						338	A Utah Valley	64 54				
						338	H Utah Valley	55 46				
						346	A Chicago St.	75 52				
						346	H Chicago St.	66 44				
LAST 12 Division I GAMES:												
285	N New Mexico St.	74 86	346	A Chicago St.	75 52							
146	A Grand Canyon	55 77	87	H Idaho	52 85							
338	H Utah Valley	55 46	229	H Seattle	68 75							
160	H Bakersfield	84 62	160	A Bakersfield	74 82							
285	A New Mexico St.	71 83	338	A Utah Valley	64 54							
308	A UMKC	84 87	285	H New Mexico St.	66 61							

Non-Div I Games: Schreiner 87 46 Texas Lutheran 80 37

Tex.-Pan American

■ Loss,
 ■ Non-Conf,
 ■ S Site,
 ■ Home
 ■ A Away
 N Neutral

Eastern Ky.

Through Games Of March 16, 2014

Average RPI Win:	279	WON-LOST	WINNING	LAST 10	STRENGTH OF	OPP. STRENGTH	TEAM	ADJ.	CONF.	ADJ CONF.
Average RPI Loss:	234	RECORD	PCT. RANK	GAMES	SCHEDULE	OF SCHEDULE	RPI	RPI	RPI	RPI
DIV. I ONLY	16- 13	134	5- 5	346	336	249	249	30	30	
DIV. I NON-CONF.	5- 5	148	0- 0	346	321	302	302	30	30	
TOTALS	RPI 1-25	RPI 26-50	W-L RECORDS	RPI 51-100	RPI 101-150	RPI 150+				
16- 13	0- 0	0- 0	OVERALL	0- 2	0- 0	16- 11				
6- 5	0- 0	0- 0	HOME	0- 1	0- 0	6- 4				
8- 5	0- 0	0- 0	AWAY	0- 0	0- 0	8- 5				
2- 3	0- 0	0- 0	NEUTRAL	0- 1	0- 0	2- 2				
5- 5	0- 0	0- 0	NON-CONFERENCE	0- 0	0- 0	5- 5				
2- 1	0- 0	0- 0	HOME	0- 0	0- 0	2- 1				
3- 2	0- 0	0- 0	AWAY	0- 0	0- 0	3- 2				
0- 2	0- 0	0- 0	NEUTRAL	0- 0	0- 0	0- 2				
11- 8	0- 0	0- 0	CONFERENCE	0- 2	0- 0	11- 6				
4- 4	0- 0	0- 0	HOME	0- 1	0- 0	4- 3				
5- 3	0- 0	0- 0	AWAY	0- 0	0- 0	5- 3				
2- 1	0- 0	0- 0	NEUTRAL	0- 1	0- 0	2- 0				

RPI S	Opponent	Score	RPI S	Opponent	Score	RPI S	Opponent	Score	RPI S	Opponent	Score	Team's RPI: 249
						75 H	UT Martin	65 87	187 N	Florida A&M	58 64	
						75 N	UT Martin	45 97	193 H	Missouri St.	65 61	
									196 A	Belmont	75 59	
									196 H	Belmont	68 72	
									241 H	Ohio	52 60	
									252 A	Tennessee Tech	74 70	
									252 H	Tennessee Tech	74 76	
									263 A	Austin Peay	79 71	
									264 A	Tennessee St.	63 78	
									264 H	Tennessee St.	64 76	
									264 N	Tennessee St.	79 75	
									269 A	Miami (OH)	59 55	
									270 A	Marshall	64 55	
									286 A	Jacksonville St.	62 79	
									286 H	Jacksonville St.	68 61	
									292 A	SIU Edwardsville	59 54	
									295 A	Morehead St.	79 58	
									295 H	Morehead St.	69 66	
									298 A	Eastern Ill.	71 75	
									298 N	Eastern Ill.	75 52	
									299 A	UNC Asheville	63 71	
									300 A	Kent St.	74 75	
									302 N	Mississippi Val.	58 68	
									311 H	Southeast Mo. St.	75 56	
									312 H	Murray St.	86 72	
									327 A	Longwood	60 47	
LAST 12 Division I GAMES:												
			75 N	UT Martin	45 97	263 A	Austin Peay	79 71				
			264 N	Tennessee St.	79 75	252 A	Tennessee Tech	74 70				
			298 N	Eastern Ill.	75 52	286 A	Jacksonville St.	62 79				
			264 H	Tennessee St.	64 76	295 H	Morehead St.	69 66				
			252 H	Tennessee Tech	74 76	75 H	UT Martin	65 87				
			196 H	Belmont	68 72	311 H	Southeast Mo. St.	75 56				

Non-Div I Games: Davis & Elkins 94 66

Eastern Ky.

Loss, Non-Conf, S Site, H Home A Away N Neutral

RPI S Opponent Score

RPI	S	Opponent	Score
344	H	Alabama A&M	89 69

E
a
s
t
e
r
n
K
y
.

E
a
s
t
e
r
n
K
y
.

Eastern Ky.

Average RPI Win:	251	WON-LOST	WINNING	LAST 10	STRENGTH OF	OPP. STRENGTH	TEAM	ADJ.	CONF.	ADJ CONF.
Average RPI Loss:	170	RECORD	PCT. RANK	GAMES	SCHEDULE	OF SCHEDULE	RPI	RPI	RPI	RPI
DIV. I ONLY	11- 18	243	5- 5	206	259	250	250	24	24	
DIV. I NON-CONF.	3- 7	260	0- 0	106	187	225	225	26	26	
TOTALS	RPI 1-25	RPI 26-50	W-L RECORDS	RPI 51-100	RPI 101-150	RPI 150+				
11- 18	0- 1	0- 0	OVERALL	0- 2	2- 6	9- 9				
8- 6	0- 0	0- 0	HOME	0- 1	2- 1	6- 4				
3- 11	0- 1	0- 0	AWAY	0- 1	0- 4	3- 5				
0- 1	0- 0	0- 0	NEUTRAL	0- 0	0- 1	0- 0				
3- 7	0- 1	0- 0	NON-CONFERENCE	0- 2	0- 1	3- 3				
2- 3	0- 0	0- 0	HOME	0- 1	0- 0	2- 2				
1- 4	0- 1	0- 0	AWAY	0- 1	0- 1	1- 1				
0- 0	0- 0	0- 0	NEUTRAL	0- 0	0- 0	0- 0				
8- 11	0- 0	0- 0	CONFERENCE	0- 0	2- 5	6- 6				
6- 3	0- 0	0- 0	HOME	0- 0	2- 1	4- 2				
2- 7	0- 0	0- 0	AWAY	0- 0	0- 3	2- 4				
0- 1	0- 0	0- 0	NEUTRAL	0- 0	0- 1	0- 0				

RPI 1-25				RPI 26-50				RPI 51-100				RPI 101+ Team's RPI: 250			
RPI	S	Opponent	Score	RPI	S	Opponent	Score	RPI	S	Opponent	Score	RPI	S	Opponent	Score
5	A	Tennessee	64 103					63	H	Florida	74 104	107	A	Western Ky.	66 93
								77	A	Alabama	105 113	107	H	Western Ky.	69 86
												114	A	Arkansas St.	65 74
												114	H	Arkansas St.	83 65
												139	A	UALR	52 69
												139	H	UALR	86 77
												139	N	UALR	54 66
												148	A	Savannah St.	84 93
												187	H	Florida A&M	100 88
												188	A	Mercer	81 86
												195	A	Texas St.	82 87
												195	H	Texas St.	92 95
												206	H	Evansville	94 86
												222	H	Jacksonville	67 82
												261	A	Georgia St.	77 85
												261	H	Georgia St.	111 90
												264	H	Tennessee St.	71 77
												273	A	La.-Lafayette	57 62
												273	H	La.-Lafayette	87 75
												279	A	La.-Monroe	87 91
												279	H	La.-Monroe	72 83
												280	A	Alabama St.	77 67
												316	A	South Ala.	86 76
												316	H	South Ala.	78 53
												333	A	Texas-Arlington	85 62
												333	H	Texas-Arlington	88 72
LAST 12 Division I GAMES:															
				139	N	UALR	54 66					273	A	La.-Lafayette	57 62
				195	H	Texas St.	92 95					261	H	Georgia St.	111 90
				333	H	Texas-Arlington	88 72					107	A	Western Ky.	66 93
				279	A	La.-Monroe	87 91					316	H	South Ala.	78 53
				139	H	UALR	86 77					114	H	Arkansas St.	83 65
				316	A	South Ala.	86 76					195	A	Texas St.	82 87

Non-Div I Games: Ala.-Huntsville 118 103

Troy

Houston Baptist

Through Games Of March 16, 2014

Average RPI Win:	232	WON-LOST	WINNING	LAST 10	STRENGTH OF	OPP. STRENGTH	TEAM	ADJ.	CONF.	ADJ CONF.
Average RPI Loss:	199	RECORD	PCT. RANK	GAMES	SCHEDULE	OF SCHEDULE	RPI	RPI	RPI	RPI
DIV. I ONLY	10- 16	242	4- 4	239	305	251	251	25	25	
DIV. I NON-CONF.	3- 6	242	0- 0	153	323	217	217	23	23	
TOTALS	RPI 1-25	RPI 26-50	W-L RECORDS	RPI 51-100	RPI 101-150	RPI 150+				
10- 16	0- 1	0- 0	OVERALL	1- 0	1- 0	8- 15				
6- 6	0- 0	0- 0	HOME	1- 0	1- 0	4- 6				
4- 10	0- 1	0- 0	AWAY	0- 0	0- 0	4- 9				
0- 0	0- 0	0- 0	NEUTRAL	0- 0	0- 0	0- 0				
3- 6	0- 1	0- 0	NON-CONFERENCE	1- 0	0- 0	2- 5				
2- 1	0- 0	0- 0	HOME	1- 0	0- 0	1- 1				
1- 5	0- 1	0- 0	AWAY	0- 0	0- 0	1- 4				
0- 0	0- 0	0- 0	NEUTRAL	0- 0	0- 0	0- 0				
7- 10	0- 0	0- 0	CONFERENCE	0- 0	1- 0	6- 10				
4- 5	0- 0	0- 0	HOME	0- 0	1- 0	3- 5				
3- 5	0- 0	0- 0	AWAY	0- 0	0- 0	3- 5				
0- 0	0- 0	0- 0	NEUTRAL	0- 0	0- 0	0- 0				

RPI 1-25				RPI 26-50				RPI 51-100				RPI 101+ Team's RPI: 251			
RPI	S	Opponent	Score	RPI	S	Opponent	Score	RPI	S	Opponent	Score	RPI	S	Opponent	Score
7	A	Baylor	57 100					98	H	Southern Utah	88 77	141	H	Northwestern St.	67 56
												160	A	Bakersfield	61 81
												175	A	UC Davis	58 63
												178	H	Stephen F. Austin	60 71
												182	A	Nicholls St.	66 61
												182	H	Nicholls St.	69 73
												183	A	Texas Southern	70 82
												197	A	McNeese St.	62 66
												197	H	McNeese St.	77 67
												203	A	A&M-Corpus Christi	65 90
												203	H	A&M-Corpus Christi	62 74
												209	A	Lamar	76 66
												215	A	Central Ark.	54 67
												215	H	Central Ark.	55 57
												242	A	Sam Houston St.	63 62
												242	A	Sam Houston St.	68 85
												244	A	Jackson St.	50 74
												248	H	Tex.-Pan American	74 76
												259	A	Oral Roberts	73 85
												259	H	Oral Roberts	84 75
												274	H	Southeastern La.	84 85
												316	A	South Ala.	54 51
												333	H	Texas-Arlington	72 60
												345	H	New Orleans	66 54
LAST 12 Division I GAMES:															
197	H	McNeese St.	77 67	242	A	Sam Houston St.	63 62								
182	H	Nicholls St.	69 73	209	A	Lamar	76 66								
203	A	A&M-Corpus Christi	65 90	274	H	Southeastern La.	84 85								
203	H	A&M-Corpus Christi	62 74	345	H	New Orleans	66 54								
215	H	Central Ark.	55 57	197	A	McNeese St.	62 66								
259	H	Oral Roberts	84 75	182	A	Nicholls St.	66 61								

Non-Div I Games: Incarnate Word 70 65 Huston-Tillotson 99 48 Abilene Christian 70 82

Houston Baptist

Loss, Non-Conf, S Site, H Home A Away N Neutral

THROUGH MARCH 10, 1911				THROUGH MARCH 10, 1911						
Average RPI Win:	292	WON-LOST	WINNING	LAST 10	STRENGTH OF	OPP. STRENGTH	TEAM	ADJ.	CONF.	ADJ CONF.
Average RPI Loss:	172	RECORD	PCT. RANK	GAMES	SCHEDULE	OF SCHEDULE	RPI	RPI	RPI	RPI
DIV. I ONLY	11- 18	243	5- 5	240	311	252	252	30	30	
DIV. I NON-CONF.	2- 10	306	0- 0	142	147	267	267	30	30	
TOTALS	RPI 1-25	RPI 26-50	W-L RECORDS	RPI 51-100	RPI 101-150	RPI 150+				
11- 18	0- 1	0- 0	OVERALL	0- 5	0- 2	11- 10				
7- 4	0- 0	0- 0	HOME	0- 0	0- 0	7- 4				
4- 11	0- 1	0- 0	AWAY	0- 4	0- 1	4- 5				
0- 3	0- 0	0- 0	NEUTRAL	0- 1	0- 1	0- 1				
2- 10	0- 1	0- 0	NON-CONFERENCE	0- 4	0- 2	2- 3				
1- 2	0- 0	0- 0	HOME	0- 0	0- 0	1- 2				
1- 6	0- 1	0- 0	AWAY	0- 3	0- 1	1- 1				
0- 2	0- 0	0- 0	NEUTRAL	0- 1	0- 1	0- 0				
9- 8	0- 0	0- 0	CONFERENCE	0- 1	0- 0	9- 7				
6- 2	0- 0	0- 0	HOME	0- 0	0- 0	6- 2				
3- 5	0- 0	0- 0	AWAY	0- 1	0- 0	3- 4				
0- 1	0- 0	0- 0	NEUTRAL	0- 0	0- 0	0- 1				

RPI 1-25					
RPI	S	Opponent	Score		
17	A	Middle Tenn.	53	84	
RPI 26-50					
RPI	S	Opponent	Score		
RPI 51-100					
RPI	S	Opponent	Score		
74	A	Arkansas	53	79	
75	A	UT Martin	78	102	
76	A	Akron	71	118	
86	N	Marquette	64	84	
95	A	Mississippi St.	45	90	
RPI 101+					
RPI	S	Opponent	Score		
114	A	Arkansas St.	75	90	
132	N	Ball St.	64	76	
165	H	FIU	65	70	
181	H	Memphis	76	78	
196	A	Belmont	53	62	
196	H	Belmont	56	69	
249	A	Eastern Ky.	76	74	
249	H	Eastern Ky.	70	74	
263	A	Austin Peay	70	79	
264	A	Tennessee St.	77	68	
264	H	Tennessee St.	79	75	
286	A	Jacksonville St.	67	74	
286	H	Jacksonville St.	72	67	
286	N	Jacksonville St.	56	57	
292	H	SIU Edwardsville	72	66	
295	A	Morehead St.	74	81	
295	H	Morehead St.	71	58	
298	H	Eastern Ill.	64	54	
311	H	Southeast Mo. St.	63	61	
312	A	Murray St.	81	65	
316	A	South Ala.	58	66	
320	H	Valparaiso	84	78	
326	A	Alcorn	66	38	
Team's RPI: 252					
LAST 12 Division I GAMES:					
286	N	Jacksonville St.	56	57	
295	A	Morehead St.	74	81	
249	A	Eastern Ky.	76	74	
311	H	Southeast Mo. St.	63	61	
249	H	Eastern Ky.	70	74	
295	H	Morehead St.	71	58	
286	A	Jacksonville St.	67	74	
264	H	Tennessee St.	79	75	
196	H	Belmont	56	69	
312	A	Murray St.	81	65	
263	A	Austin Peay	70	79	
75	A	UT Martin	78	102	

Non-Div I Games:	Tenn. Wesleyan	94	41
------------------	----------------	----	----

Tennessee Tech

Loss, Non-Conf, S Site, H Home A Away N Neutral

N.C. Central

Through Games Of March 16, 2014

Average RPI Win:	288	WON-LOST	WINNING	LAST 10	STRENGTH OF	OPP. STRENGTH	TEAM	ADJ.	CONF.	ADJ CONF.
Average RPI Loss:	161	RECORD	PCT. RANK	GAMES	SCHEDULE	OF SCHEDULE	RPI	RPI	RPI	RPI
DIV. I ONLY	11- 18	243	3- 7	283	239	253	253	23	23	
DIV. I NON-CONF.	5- 7	199	0- 0	152	208	179	179	24	24	
TOTALS	RPI 1-25	RPI 26-50	W-L RECORDS	RPI 51-100	RPI 101-150	RPI 150+				
11- 18	0- 1	0- 0	OVERALL	0- 5	0- 3	11- 9				
5- 7	0- 0	0- 0	HOME	0- 1	0- 1	5- 5				
6- 10	0- 1	0- 0	AWAY	0- 4	0- 2	6- 3				
0- 1	0- 0	0- 0	NEUTRAL	0- 0	0- 0	0- 1				
5- 7	0- 1	0- 0	NON-CONFERENCE	0- 3	0- 1	5- 2				
2- 2	0- 0	0- 0	HOME	0- 0	0- 0	2- 2				
3- 5	0- 1	0- 0	AWAY	0- 3	0- 1	3- 0				
0- 0	0- 0	0- 0	NEUTRAL	0- 0	0- 0	0- 0				
6- 11	0- 0	0- 0	CONFERENCE	0- 2	0- 2	6- 7				
3- 5	0- 0	0- 0	HOME	0- 1	0- 1	3- 3				
3- 5	0- 0	0- 0	AWAY	0- 1	0- 1	3- 3				
0- 1	0- 0	0- 0	NEUTRAL	0- 0	0- 0	0- 1				

RPI 1-25			RPI 26-50			RPI 51-100			RPI 101+ Team's RPI: 253		
RPI	S	Opponent	Score	RPI	S	Opponent	Score	RPI	S	Opponent	Score
6	A	South Carolina	27 79					52	A	Ohio St.	47 65
								57	A	South Fla.	35 93
								85	A	N.C. A&T	51 79
								85	H	N.C. A&T	47 59
								87	A	Winthrop	46 68
								130	A	Old Dominion	44 68
								148	A	Savannah St.	53 60
								148	H	Savannah St.	50 74
								155	H	Coppin St.	58 67
								169	H	Campbell	45 56
								187	A	Florida A&M	71 64
								187	H	Florida A&M	63 70
								239	A	Bethune-Cookman	52 67
								239	H	Bethune-Cookman	60 66
								240	H	Coastal Caro.	55 66
								243	H	Gardner-Webb	89 58
								258	H	Western Caro.	73 69
								276	A	Presbyterian	55 44
								278	A	Howard	61 66
								278	N	Howard	59 74
								297	A	Norfolk St.	63 53
								299	A	UNC Asheville	76 65
								314	H	Morgan St.	50 48
								315	A	South Carolina St.	57 51
								315	H	South Carolina St.	60 43
								319	A	UMES	57 72
								322	H	Delaware St.	75 61
								340	A	Wofford	53 44
LAST 12 Division I GAMES:											
278	N	Howard	59 74	315	A	South Carolina St.	57 51				
297	A	Norfolk St.	63 53	187	H	Florida A&M	63 70				
148	H	Savannah St.	50 74	239	H	Bethune-Cookman	60 66				
315	H	South Carolina St.	60 43	319	A	UMES	57 72				
85	A	N.C. A&T	51 79	278	A	Howard	61 66				
148	A	Savannah St.	53 60	314	H	Morgan St.	50 48				

Non-Div I Games: Bluefield St. 53 54

N.C. Central

Loss, Non-Conf, S Site, H Home A Away N Neutral

Average RPI Win:	259	WON-LOST	WINNING	LAST 10	STRENGTH OF	OPP. STRENGTH	TEAM	ADJ.	CONF.	ADJ CONF.
Average RPI Loss:	176	RECORD	PCT. RANK	GAMES	SCHEDULE	OF SCHEDULE	RPI	RPI	RPI	RPI
DIV. I ONLY	11- 16	224	4- 6	291	252	254	254	21	21	
DIV. I NON-CONF.	5- 7	199	0- 0	302	295	252	252	19	19	
TOTALS	RPI 1-25	RPI 26-50	W-L RECORDS	RPI 51-100	RPI 101-150	RPI 150+				
11- 16	0- 0	0- 2	OVERALL	0- 1	2- 5	9- 8				
5- 7	0- 0	0- 1	HOME	0- 0	0- 2	5- 4				
5- 8	0- 0	0- 1	AWAY	0- 1	1- 2	4- 4				
1- 1	0- 0	0- 0	NEUTRAL	0- 0	1- 1	0- 0				
5- 7	0- 0	0- 0	NON-CONFERENCE	0- 1	1- 1	4- 5				
2- 3	0- 0	0- 0	HOME	0- 0	0- 0	2- 3				
2- 4	0- 0	0- 0	AWAY	0- 1	0- 1	2- 2				
1- 0	0- 0	0- 0	NEUTRAL	0- 0	1- 0	0- 0				
6- 9	0- 0	0- 2	CONFERENCE	0- 0	1- 4	5- 3				
3- 4	0- 0	0- 1	HOME	0- 0	0- 2	3- 1				
3- 4	0- 0	0- 1	AWAY	0- 0	1- 1	2- 2				
0- 1	0- 0	0- 0	NEUTRAL	0- 0	0- 1	0- 0				

RPI S	Opponent	Score	RPI S	Opponent	Score	RPI S	Opponent	Score	RPI S	Opponent	Score	Team's RPI: 254
49	A South Dakota St.	79 83	49	H South Dakota St.	66 67	61	A Oklahoma	80 97	104	A Missouri	60 75	
									126	A IUPUI	68 76	
									126	H IUPUI	60 77	
									136	A South Dakota	81 71	
									136	H South Dakota	76 79	
									136	N South Dakota	94 96	
									143	N UAB	71 65	
									192	H Fla. Atlantic	77 81	
									203	A A&M-Corpus Christi	60 66	
									207	A IPFW	92 99	
									207	H IPFW	68 65	
									210	H Saint Louis	87 85	
									255	H Loyola Chicago	79 89	
									271	A Denver	83 87	
									271	H Denver	79 76	
									292	H SIU Edwardsville	70 78	
									296	A Milwaukee	99 86	
									298	A Eastern Ill.	64 68	
									308	A UMKC	80 74	
									311	H Southeast Mo. St.	79 58	
									318	A North Dakota St.	76 68	
									318	H North Dakota St.	77 83	
									325	A Omaha	84 62	
									325	H Omaha	71 65	
LAST 12 Division I GAMES:												
136	N South Dakota	94 96	318	A North Dakota St.	76 68							
126	A IUPUI	68 76	325	H Omaha	71 65							
207	A IPFW	92 99	207	H IPFW	68 65							
136	H South Dakota	76 79	126	H IUPUI	60 77							
271	H Denver	79 76	271	A Denver	83 87							
49	A South Dakota St.	79 83	136	A South Dakota	81 71							

Non-Div I Games: William Woods 98 55 Culver-Stockton 113 38 St. Francis (IL) 121 52

Western Ill.

Average RPI Win:	257	WON-LOST	WINNING	LAST 10	STRENGTH OF	OPP. STRENGTH	TEAM	ADJ.	CONF.	ADJ CONF.
Average RPI Loss:	148	RECORD	PCT. RANK	GAMES	SCHEDULE	OF SCHEDULE	RPI	RPI	RPI	RPI
DIV. I ONLY	11- 21	265	2- 8	208	203	255	255	19	19	
DIV. I NON-CONF.	4- 8	242	0- 0	162	202	230	230	18	18	
TOTALS	RPI 1-25	RPI 26-50	W-L RECORDS	RPI 51-100	RPI 101-150	RPI 150+				
11- 21	0- 2	0- 1	OVERALL	0- 3	1- 5	10- 10				
6- 9	0- 0	0- 0	HOME	0- 2	1- 2	5- 5				
4- 11	0- 2	0- 1	AWAY	0- 1	0- 2	4- 5				
1- 1	0- 0	0- 0	NEUTRAL	0- 0	0- 1	1- 0				
4- 8	0- 2	0- 1	NON-CONFERENCE	0- 1	0- 1	4- 3				
2- 4	0- 0	0- 0	HOME	0- 1	0- 1	2- 2				
2- 4	0- 2	0- 1	AWAY	0- 0	0- 0	2- 1				
0- 0	0- 0	0- 0	NEUTRAL	0- 0	0- 0	0- 0				
7- 13	0- 0	0- 0	CONFERENCE	0- 2	1- 4	6- 7				
4- 5	0- 0	0- 0	HOME	0- 1	1- 1	3- 3				
2- 7	0- 0	0- 0	AWAY	0- 1	0- 2	2- 4				
1- 1	0- 0	0- 0	NEUTRAL	0- 0	0- 1	1- 0				

RPI 1-25				RPI 26-50				RPI 51-100				RPI 101+ Team's RPI: 255			
RPI	S	Opponent	Score	RPI	S	Opponent	Score	RPI	S	Opponent	Score	RPI	S	Opponent	Score
8	A	Louisville	54 101	46	A	Minnesota	36 80	83	A	Wichita St.	50 65	108	H	Northwestern	57 90
25	A	DePaul	55 93					83	H	Wichita St.	58 71	119	A	Indiana St.	45 66
								87	H	Idaho	60 62	119	H	Indiana St.	71 58
												119	N	Indiana St.	52 61
												144	A	UNI	59 70
												144	H	UNI	49 73
												152	H	Lafayette	55 66
												167	A	Drake	75 69
												167	H	Drake	64 70
												193	A	Missouri St.	41 66
												193	H	Missouri St.	63 61
												199	H	Eastern Mich.	64 82
												206	A	Evansville	57 75
												206	H	Evansville	63 77
												207	H	IPFW	82 61
												216	A	Illinois St.	61 69
												216	H	Illinois St.	54 65
												254	A	Western Ill.	89 79
												283	A	Bradley	49 54
												283	H	Bradley	73 63
												283	N	Bradley	75 69
												298	A	Eastern Ill.	80 81
												307	H	Dartmouth	56 52
												335	A	Southern Ill.	60 48
												335	H	Southern Ill.	67 56
												346	A	Chicago St.	77 63
LAST 12 Division I GAMES:															
				119	N	Indiana St.	52 61					167	H	Drake	64 70
				283	N	Bradley	75 69					144	H	UNI	49 73
				206	H	Evansville	63 77					283	A	Bradley	49 54
				335	H	Southern Ill.	67 56					83	A	Wichita St.	50 65
				216	A	Illinois St.	61 69					193	A	Missouri St.	41 66
				119	A	Indiana St.	45 66					119	H	Indiana St.	71 58

Non-Div I Games:

Loyola Chicago

■ Loss,
■ Non-Conf,
■ S Site,
■ H Home
■ A Away
N Neutral

Arizona

Through Games Of March 16, 2014

Average RPI Win: 252	WON-LOST	WINNING	LAST 10	STRENGTH OF	OPP. STRENGTH	TEAM	ADJ.	CONF.	ADJ CONF.
Average RPI Loss: 80	RECORD	PCT. RANK	GAMES	SCHEDULE	OF SCHEDULE	RPI	RPI	RPI	RPI
DIV. I ONLY	5- 25	331	1- 9	75	68	256	256	5	5
DIV. I NON-CONF.	4- 7	229	0- 0	245	199	255	255	3	3
TOTALS	RPI 1-25	RPI 26-50	W-L RECORDS	RPI 51-100	RPI 101-150	RPI 150+			
5- 25	0- 2	1- 8	OVERALL	0- 6	0- 6	4- 3			
4- 10	0- 1	1- 3	HOME	0- 1	0- 3	3- 2			
1- 13	0- 1	0- 4	AWAY	0- 4	0- 3	1- 1			
0- 2	0- 0	0- 1	NEUTRAL	0- 1	0- 0	0- 0			
4- 7	0- 0	0- 1	NON-CONFERENCE	0- 3	0- 2	4- 1			
3- 2	0- 0	0- 0	HOME	0- 0	0- 1	3- 1			
1- 4	0- 0	0- 1	AWAY	0- 2	0- 1	1- 0			
0- 1	0- 0	0- 0	NEUTRAL	0- 1	0- 0	0- 0			
1- 18	0- 2	1- 7	CONFERENCE	0- 3	0- 4	0- 2			
1- 8	0- 1	1- 3	HOME	0- 1	0- 2	0- 1			
0- 9	0- 1	0- 3	AWAY	0- 2	0- 2	0- 1			
0- 1	0- 0	0- 1	NEUTRAL	0- 0	0- 0	0- 0			

RPI 1-25				RPI 26-50				RPI 51-100				RPI 101+ Team's RPI: 256			
RPI	S	Opponent	Score	RPI	S	Opponent	Score	RPI	S	Opponent	Score	RPI	S	Opponent	Score
3	A	Stanford	48 74	27	A	California	49 65	56	A	Washington St.	59 61	106	A	Colorado	47 68
3	H	Stanford	52 96	27	H	California	64 79	68	A	Iona	75 82	106	H	Colorado	56 61
				33	A	Arizona St.	36 60	78	A	Pacific	66 75	115	H	Wake Forest	58 70
				33	H	Arizona St.	68 49	89	A	Washington	52 55	123	A	Oregon	78 90
				34	H	Southern California	45 54	92	H	UCLA	61 67	123	H	Oregon	72 84
				34	N	Southern California	54 59	93	N	Michigan	71 73	143	A	UAB	53 63
				35	A	Oregon St.	48 78					178	H	Stephen F. Austin	56 60
				35	H	Oregon St.	50 64					185	A	Utah	57 60
				38	A	BYU	56 64					185	H	Utah	47 52
												257	H	Texas Tech	65 56
												304	H	UC Riverside	75 59
												317	A	UC Santa Barbara	51 49
												347	H	Ark.-Pine Bluff	67 54
LAST 12 Division I GAMES:															
				34	N	Southern California	54 59	27	A	California	49 65				
				123	A	Oregon	78 90	33	H	Arizona St.	68 49				
				35	A	Oregon St.	48 78	33	A	Arizona St.	36 60				
				106	H	Colorado	56 61	35	H	Oregon St.	50 64				
				185	H	Utah	47 52	123	H	Oregon	72 84				
				3	A	Stanford	48 74	185	A	Utah	57 60				

Non-Div I Games:

Arizona

Loss, Non-Conf, S Site, H Home A Away N Neutral

Average RPI Win:	266	WON-LOST	WINNING	LAST 10	STRENGTH OF	OPP. STRENGTH	TEAM	ADJ.	CONF.	ADJ CONF.
Average RPI Loss:	70	RECORD	PCT. RANK	GAMES	SCHEDULE	OF SCHEDULE	RPI	RPI	RPI	RPI
DIV. I ONLY	6- 23	315	0- 10	78	59	257	257	4	4	
DIV. I NON-CONF.	6- 4	114	0- 0	297	282	238	238	5	5	
TOTALS	RPI 1-25	RPI 26-50	W-L RECORDS	RPI 51-100	RPI 101-150	RPI 150+				
6- 23	0- 6	0- 5	OVERALL	0- 7	0- 4	6- 1				
6- 10	0- 3	0- 3	HOME	0- 2	0- 2	6- 0				
0- 10	0- 3	0- 2	AWAY	0- 2	0- 2	0- 1				
0- 3	0- 0	0- 0	NEUTRAL	0- 3	0- 0	0- 0				
6- 4	0- 0	0- 1	NON-CONFERENCE	0- 2	0- 0	6- 1				
6- 1	0- 0	0- 1	HOME	0- 0	0- 0	6- 0				
0- 1	0- 0	0- 0	AWAY	0- 0	0- 0	0- 1				
0- 2	0- 0	0- 0	NEUTRAL	0- 2	0- 0	0- 0				
0- 19	0- 6	0- 4	CONFERENCE	0- 5	0- 4	0- 0				
0- 9	0- 3	0- 2	HOME	0- 2	0- 2	0- 0				
0- 9	0- 3	0- 2	AWAY	0- 2	0- 2	0- 0				
0- 1	0- 0	0- 0	NEUTRAL	0- 1	0- 0	0- 0				

RPI 1-25				RPI 26-50				RPI 51-100				RPI 101+ Team's RPI: 257			
RPI	S	Opponent	Score	RPI	S	Opponent	Score	RPI	S	Opponent	Score	RPI	S	Opponent	Score
7	A	Baylor	43 92	29	A	Oklahoma St.	56 82	51	N	Rutgers	52 61	128	A	Kansas	46 67
7	H	Baylor	58 75	29	H	Oklahoma St.	62 63	61	A	Oklahoma	32 87	128	H	Kansas	62 70
12	A	West Virginia	37 69	33	H	Arizona St.	77 85	61	H	Oklahoma	38 68	150	A	Kansas St.	54 60
12	H	West Virginia	51 70	42	A	Iowa St.	48 74	90	A	TCU	57 72	150	H	Kansas St.	65 72
24	A	Texas	51 88	42	H	Iowa St.	76 85	90	H	TCU	54 65	192	H	Fla. Atlantic	76 63
24	H	Texas	64 67					90	N	TCU	59 75	222	H	Jacksonville	62 48
								93	N	Michigan	71 82	248	H	Tex.-Pan American	70 48
												256	A	Arizona	56 65
												275	H	New Mexico	64 56
												309	H	Grambling	86 68
												347	H	Ark.-Pine Bluff	58 50
LAST 12 Division I GAMES:															
90	N	TCU	59 75	7	H	Baylor	58 75	90	A	TCU	57 72				
61	A	Oklahoma	32 87	24	A	Texas	51 88	128	H	Kansas	62 70				
24	H	Texas	64 67	7	A	Baylor	43 92	42	H	Iowa St.	76 85				
12	A	West Virginia	37 69												
29	H	Oklahoma St.	62 63												
150	A	Kansas St.	54 60												

Non-Div I Games: Abilene Christian 57 58

Texas Tech

Loss, Non-Conf, S Site, H Home A Away N Neutral

Average RPI Win:	280	WON-LOST	WINNING	LAST 10	STRENGTH OF	OPP. STRENGTH	TEAM	ADJ.	CONF.	ADJ CONF.
Average RPI Loss:	188	RECORD	PCT. RANK	GAMES	SCHEDULE	OF SCHEDULE	RPI	RPI	RPI	RPI
DIV. I ONLY	15- 17	182	4- 6	332	278	258	258	26	26	
DIV. I NON-CONF.	6- 5	136	0- 0	330	303	236	236	25	25	
TOTALS	RPI 1-25	RPI 26-50	W-L RECORDS	RPI 51-100	RPI 101-150	RPI 150+				
15- 17	0- 0	0- 3	OVERALL	0- 0	0- 0	15- 14				
8- 5	0- 0	0- 1	HOME	0- 0	0- 0	8- 4				
4- 10	0- 0	0- 2	AWAY	0- 0	0- 0	4- 8				
3- 2	0- 0	0- 0	NEUTRAL	0- 0	0- 0	3- 2				
6- 5	0- 0	0- 1	NON-CONFERENCE	0- 0	0- 0	6- 4				
4- 0	0- 0	0- 0	HOME	0- 0	0- 0	4- 0				
1- 4	0- 0	0- 1	AWAY	0- 0	0- 0	1- 3				
1- 1	0- 0	0- 0	NEUTRAL	0- 0	0- 0	1- 1				
9- 12	0- 0	0- 2	CONFERENCE	0- 0	0- 0	9- 10				
4- 5	0- 0	0- 1	HOME	0- 0	0- 0	4- 4				
3- 6	0- 0	0- 1	AWAY	0- 0	0- 0	3- 5				
2- 1	0- 0	0- 0	NEUTRAL	0- 0	0- 0	2- 1				

RPI S	Opponent	Score	RPI S	Opponent	Score	RPI S	Opponent	Score	RPI S	Opponent	Score	Team's RPI: 258
			36 A Georgia Tech	47 87					156 A Furman	69 76		
			44 A Chattanooga	46 68					156 H Furman	65 54		
			44 H Chattanooga	57 77					156 N Furman	75 70		
									166 A Davidson	73 83		
									166 H Davidson	65 69		
									166 N Davidson	67 74		
									169 A Campbell	60 73		
									184 A Elon	52 67		
									184 H Elon	61 65		
									188 A Mercer	64 67		
									235 A Appalachian St.	71 63		
									235 H Appalachian St.	56 63		
									253 A N.C. Central	69 73		
									261 H Georgia St.	74 61		
									275 N New Mexico	37 56		
									276 A Presbyterian	42 38		
									287 H East Tenn. St.	58 56		
									293 A Samford	49 54		
									293 H Samford	54 50		
									294 A Ga. Southern	74 72		
									294 H Ga. Southern	56 63		
									299 H UNC Asheville	62 51		
									314 N Morgan St.	82 56		
									321 A UNC Greensboro	60 49		
									321 H UNC Greensboro	63 51		
									321 N UNC Greensboro	77 60		
LAST 12 Division I GAMES:												
			166 N Davidson	67 74			321 H UNC Greensboro	63 51				
			156 N Furman	75 70			184 H Elon	61 65				
			321 N UNC Greensboro	77 60			44 A Chattanooga	46 68				
			235 H Appalachian St.	56 63			293 A Samford	49 54				
			294 A Ga. Southern	74 72			340 H Wofford	66 47				
			166 A Davidson	73 83			156 H Furman	65 54				

Non-Div I Games:

Western Caro.

■ Loss,
■ Non-Conf,
■ S Site,
■ Home
■ A Away
N Neutral

RPI	S	Opponent	Score	
323	H	Charleston So.	56	47
340	A	Wofford	58	61
340	H	Wofford	66	47

Western Caro.

W
e
s
t
e
r
n
C
a
r
o
.

W
e
s
t
e
r
n
C
a
r
o
.

Oral Roberts

Through Games Of March 16, 2014

Average RPI Win:	232	WON-LOST	WINNING	LAST 10	STRENGTH OF	OPP. STRENGTH	TEAM	ADJ.	CONF.	ADJ CONF.
Average RPI Loss:	149	RECORD	PCT. RANK	GAMES	SCHEDULE	OF SCHEDULE	RPI	RPI	RPI	RPI
DIV. I ONLY	8- 18	278	4- 6	136	220	259	259	25	25	
DIV. I NON-CONF.	0- 9	338	0- 0	42	36	277	277	23	23	
TOTALS	RPI 1-25	RPI 26-50	W-L RECORDS	RPI 51-100	RPI 101-150	RPI 150+				
8- 18	0- 1	0- 0	OVERALL	0- 3	1- 5	7- 9				
8- 3	0- 0	0- 0	HOME	0- 1	1- 1	7- 1				
0- 14	0- 1	0- 0	AWAY	0- 2	0- 4	0- 7				
0- 1	0- 0	0- 0	NEUTRAL	0- 0	0- 0	0- 1				
0- 9	0- 1	0- 0	NON-CONFERENCE	0- 3	0- 4	0- 1				
0- 2	0- 0	0- 0	HOME	0- 1	0- 1	0- 0				
0- 7	0- 1	0- 0	AWAY	0- 2	0- 3	0- 1				
0- 0	0- 0	0- 0	NEUTRAL	0- 0	0- 0	0- 0				
8- 9	0- 0	0- 0	CONFERENCE	0- 0	1- 1	7- 8				
8- 1	0- 0	0- 0	HOME	0- 0	1- 0	7- 1				
0- 7	0- 0	0- 0	AWAY	0- 0	0- 1	0- 6				
0- 1	0- 0	0- 0	NEUTRAL	0- 0	0- 0	0- 1				

RPI 1-25				RPI 26-50				RPI 51-100				RPI 101+ Team's RPI: 259			
RPI	S	Opponent	Score	RPI	S	Opponent	Score	RPI	S	Opponent	Score	RPI	S	Opponent	Score
19	A	Nebraska	53 89					64	H	Navy	64 89	104	A	Missouri	64 86
								74	A	Arkansas	33 91	108	A	Northwestern	54 84
								86	A	Marquette	71 79	128	A	Kansas	62 84
												139	H	UALR	51 53
												141	A	Northwestern St.	49 71
												141	H	Northwestern St.	62 51
												178	A	Stephen F. Austin	52 72
												178	H	Stephen F. Austin	64 55
												182	A	Nicholls St.	60 71
												182	N	Nicholls St.	66 77
												197	A	McNeese St.	57 73
												203	A	A&M-Corpus Christi	53 61
												203	H	A&M-Corpus Christi	53 58
												208	A	Tulsa	58 72
												209	H	Lamar	84 78
												215	A	Central Ark.	54 62
												215	H	Central Ark.	70 60
												242	H	Sam Houston St.	80 50
												251	A	Houston Baptist	75 84
												251	H	Houston Baptist	85 73
												274	H	Southeastern La.	81 78
												345	H	New Orleans	93 62
LAST 12 Division I GAMES:															
				182	N	Nicholls St.	66 77	203	A	A&M-Corpus Christi	53 61				
				141	A	Northwestern St.	49 71	251	A	Houston Baptist	75 84				
				178	A	Stephen F. Austin	52 72	274	H	Southeastern La.	81 78				
				242	H	Sam Houston St.	80 50	345	H	New Orleans	93 62				
				209	H	Lamar	84 78	197	A	McNeese St.	57 73				
				215	A	Central Ark.	54 62	182	A	Nicholls St.	60 71				

Non-Div I Games: Incarnate Word 64 67 Abilene Christian 56 70 Okla. Sci. & Arts 89 68

Oral Roberts

Average RPI Win: 199	WON-LOST	WINNING	LAST 10	STRENGTH OF	OPP. STRENGTH	TEAM	ADJ.	CONF.	ADJ CONF.
Average RPI Loss: 109	RECORD	PCT. RANK	GAMES	SCHEDULE	OF SCHEDULE	RPI	RPI	RPI	RPI
DIV. I ONLY	8- 23	300	0- 10	141	76	260	260	7	7
DIV. I NON-CONF.	5- 7	199	0- 0	257	93	246	246	7	7
TOTALS	RPI 1-25	RPI 26-50	W-L RECORDS	RPI 51-100	RPI 101-150	RPI 150+			
8- 23	0- 3	1- 4	OVERALL	1- 6	1- 5	5- 5			
6- 9	0- 1	1- 1	HOME	0- 3	0- 3	5- 1			
1- 11	0- 1	0- 2	AWAY	1- 3	0- 2	0- 3			
1- 3	0- 1	0- 1	NEUTRAL	0- 0	1- 0	0- 1			
5- 7	0- 1	0- 1	NON-CONFERENCE	1- 2	1- 1	3- 2			
3- 3	0- 0	0- 0	HOME	0- 1	0- 1	3- 1			
1- 2	0- 0	0- 0	AWAY	1- 1	0- 0	0- 1			
1- 2	0- 1	0- 1	NEUTRAL	0- 0	1- 0	0- 0			
3- 16	0- 2	1- 3	CONFERENCE	0- 4	0- 4	2- 3			
3- 6	0- 1	1- 1	HOME	0- 2	0- 2	2- 0			
0- 9	0- 1	0- 2	AWAY	0- 2	0- 2	0- 2			
0- 1	0- 0	0- 0	NEUTRAL	0- 0	0- 0	0- 1			

RPI 1-25				RPI 26-50				RPI 51-100				RPI 101+ Team's RPI: 260			
RPI	S	Opponent	Score	RPI	S	Opponent	Score	RPI	S	Opponent	Score	RPI	S	Opponent	Score
4	N	Duke	54 81	28	A	St. John's (NY)	48 80	66	A	Creighton	50 79	112	A	Butler	52 57
25	A	DePaul	60 87	28	H	St. John's (NY)	70 65	66	H	Creighton	61 70	112	H	Butler	54 68
25	H	DePaul	49 78	40	N	Central Mich.	62 88	84	H	Indiana	55 62	128	N	Kansas	64 59
				50	A	Villanova	32 61	86	A	Marquette	54 75	134	H	Cincinnati	26 47
				50	H	Villanova	55 57	86	H	Marquette	67 73	138	A	Seton Hall	50 62
								91	A	Wright St.	54 79	138	H	Seton Hall	62 72
								93	A	Michigan	79 75	173	A	Georgetown	58 66
												173	H	Georgetown	85 68
												173	N	Georgetown	37 56
												241	A	Ohio	88 94
												247	A	Providence	59 61
												247	H	Providence	75 52
												263	H	Austin Peay	72 59
												312	H	Murray St.	70 66
												327	H	Longwood	64 67
												347	H	Ark.-Pine Bluff	69 39
LAST 12 Division I GAMES:															
173	N	Georgetown	37 56	86	A	Marquette	54 75								
138	A	Seton Hall	50 62	173	A	Georgetown	58 66								
50	H	Villanova	55 57	25	H	DePaul	49 78								
112	A	Butler	52 57	112	H	Butler	54 68								
247	A	Providence	59 61	28	A	St. John's (NY)	48 80								
66	H	Creighton	61 70	50	A	Villanova	32 61								

Non-Div I Games:

Xavier

■ Loss,
 ■ Non-Conf,
 ■ S Site,
 ■ Home
 ■ A Away
 N Neutral

Average RPI Win:	246	WON-LOST	WINNING	LAST 10	STRENGTH OF	OPP. STRENGTH	TEAM	ADJ.	CONF.	ADJ CONF.
Average RPI Loss:	196	RECORD	PCT. RANK	GAMES	SCHEDULE	OF SCHEDULE	RPI	RPI	RPI	RPI
DIV. I ONLY	12- 19	238	2- 8	290	273	261	261	24	24	
DIV. I NON-CONF.	4- 8	242	0- 0	256	293	253	253	26	26	
TOTALS	RPI 1-25	RPI 26-50	W-L RECORDS	RPI 51-100	RPI 101-150	RPI 150+				
12- 19	0- 0	0- 1	OVERALL	0- 2	2- 4	10- 12				
7- 6	0- 0	0- 1	HOME	0- 0	1- 2	6- 3				
5- 11	0- 0	0- 0	AWAY	0- 1	1- 2	4- 8				
0- 2	0- 0	0- 0	NEUTRAL	0- 1	0- 0	0- 1				
4- 8	0- 0	0- 1	NON-CONFERENCE	0- 2	0- 0	4- 5				
2- 2	0- 0	0- 1	HOME	0- 0	0- 0	2- 1				
2- 5	0- 0	0- 0	AWAY	0- 1	0- 0	2- 4				
0- 1	0- 0	0- 0	NEUTRAL	0- 1	0- 0	0- 0				
8- 11	0- 0	0- 0	CONFERENCE	0- 0	2- 4	6- 7				
5- 4	0- 0	0- 0	HOME	0- 0	1- 2	4- 2				
3- 6	0- 0	0- 0	AWAY	0- 0	1- 2	2- 4				
0- 1	0- 0	0- 0	NEUTRAL	0- 0	0- 0	0- 1				

RPI S	Opponent	Score	RPI S	Opponent	Score	RPI S	Opponent	Score	RPI S	Opponent	Score	Team's RPI: 261
47	H Georgia	58 70	75	A UT Martin	80 84	107	A Western Ky.	59 80				
			85	N N.C. A&T	49 74	107	H Western Ky.	63 79				
						114	A Arkansas St.	76 74				
						114	H Arkansas St.	75 80				
						139	A UALR	58 64				
						139	H UALR	61 59				
						178	A Stephen F. Austin	60 66				
						195	A Texas St.	47 54				
						195	H Texas St.	82 69				
						195	N Texas St.	44 78				
						196	H Belmont	87 84				
						212	H UCF	77 85				
						246	A Santa Clara	68 87				
						250	A Troy	90 111				
						250	H Troy	85 77				
						258	A Western Caro.	61 74				
						265	A San Jose St.	81 95				
						273	A La.-Lafayette	72 67				
						273	H La.-Lafayette	63 67				
						279	A La.-Monroe	77 66				
						279	H La.-Monroe	85 77				
						286	H Jacksonville St.	65 63				
						300	A Kent St.	56 55				
						316	A South Ala.	57 65				
						316	H South Ala.	63 55				
						324	A Kennesaw St.	60 54				
LAST 12 Division I GAMES:												
195	N Texas St.	44 78	279	H La.-Monroe	85 77							
107	H Western Ky.	63 79	195	H Texas St.	82 69							
139	A UALR	58 64	250	A Troy	90 111							
195	A Texas St.	47 54	114	H Arkansas St.	75 80							
333	A Texas-Arlington	72 85	333	H Texas-Arlington	51 67							
273	H La.-Lafayette	63 67	316	H South Ala.	63 55							

Non-Div I Games:

Georgia St.

■ Loss,
 ■ Non-Conf,
 ■ S Site,
 ■ H Home
 ■ A Away
 N Neutral

RPI	S	Opponent	Score
333	A	Texas-Arlington	72 85
333	H	Texas-Arlington	51 67

Georgia St.

G
e
o
r
g
i
a
S
t
.

G
e
o
r
g
i
a
S
t
.

Niagara

Through Games Of March 16, 2014

Average RPI Win: 269	WON-LOST	WINNING	LAST 10	STRENGTH OF	OPP. STRENGTH	TEAM	ADJ.	CONF.	ADJ CONF.
Average RPI Loss: 147	RECORD	PCT. RANK	GAMES	SCHEDULE	OF SCHEDULE	RPI	RPI	RPI	RPI
DIV. I ONLY	10- 20	266	3- 7	215	191	262	262	16	16
DIV. I NON-CONF.	2- 7	289	0- 0	139	247	284	284	15	15
TOTALS	RPI 1-25	RPI 26-50	W-L RECORDS	RPI 51-100	RPI 101-150	RPI 150+			
10- 20	0- 0	0- 4	OVERALL	0- 5	0- 2	10- 9			
7- 7	0- 0	0- 1	HOME	0- 2	0- 1	7- 3			
3- 12	0- 0	0- 3	AWAY	0- 3	0- 1	3- 5			
0- 1	0- 0	0- 0	NEUTRAL	0- 0	0- 0	0- 1			
2- 7	0- 0	0- 2	NON-CONFERENCE	0- 1	0- 0	2- 4			
2- 2	0- 0	0- 0	HOME	0- 0	0- 0	2- 2			
0- 5	0- 0	0- 2	AWAY	0- 1	0- 0	0- 2			
0- 0	0- 0	0- 0	NEUTRAL	0- 0	0- 0	0- 0			
8- 13	0- 0	0- 2	CONFERENCE	0- 4	0- 2	8- 5			
5- 5	0- 0	0- 1	HOME	0- 2	0- 1	5- 1			
3- 7	0- 0	0- 1	AWAY	0- 2	0- 1	3- 3			
0- 1	0- 0	0- 0	NEUTRAL	0- 0	0- 0	0- 1			

RPI 1-25				RPI 26-50				RPI 51-100				RPI 101+				Team's RPI: 262	
RPI	S	Opponent	Score	RPI	S	Opponent	Score	RPI	S	Opponent	Score	RPI	S	Opponent	Score		
				26	A	Syracuse	44 80	62	A	St. Bonaventure	57 73	113	A	Fairfield	77 81		
				32	A	Bowling Green	58 90	68	A	Iona	62 78	113	H	Fairfield	62 74		
				41	A	Marist	52 61	68	H	Iona	84 94	154	H	Buffalo	70 78		
				41	H	Marist	59 74	69	A	Quinnipiac	61 84	174	H	Robert Morris	81 70		
								69	H	Quinnipiac	78 93	219	A	Rider	72 82		
												219	H	Rider	68 60		
												225	A	Canisius	53 62		
												225	H	Canisius	69 60		
												230	H	Lehigh	73 93		
												231	A	Oakland	57 71		
												266	A	Manhattan	71 67		
												266	H	Manhattan	56 64		
												282	A	Monmouth	85 57		
												282	H	Monmouth	48 45		
												282	N	Monmouth	62 66		
												291	A	Siena	76 72		
												291	H	Siena	65 57		
												300	A	Kent St.	46 69		
												328	H	Binghamton	69 53		
												332	A	Saint Peter's	55 67		
												332	H	Saint Peter's	78 46		
LAST 12 Division I GAMES:																	
				282	N	Monmouth	62 66	291	H	Siena	65 57						
				113	H	Fairfield	62 74	219	A	Rider	72 82						
				219	H	Rider	68 60	225	A	Canisius	53 62						
				282	A	Monmouth	85 57	69	H	Quinnipiac	78 93						
				68	A	Iona	62 78	225	H	Canisius	69 60						
				266	H	Manhattan	56 64	41	A	Marist	52 61						

Non-Div I Games:

Niagara

■ Loss,
 ■ Non-Conf,
 ■ S Site,
 ■ H Home
 ■ A Away
 N Neutral

Average RPI Win:	289	WON-LOST	WINNING	LAST 10	STRENGTH OF	OPP. STRENGTH	TEAM	ADJ.	CONF.	ADJ CONF.
Average RPI Loss:	184	RECORD	PCT. RANK	GAMES	SCHEDULE	OF SCHEDULE	RPI	RPI	RPI	RPI
DIV. I ONLY	8- 20	287	3- 7	153	334	263	263	30	30	
DIV. I NON-CONF.	2- 10	306	0- 0	40	276	237	237	30	30	
TOTALS	RPI 1-25	RPI 26-50	W-L RECORDS	RPI 51-100	RPI 101-150	RPI 150+				
8- 20	0- 2	0- 1	OVERALL	0- 3	0- 2	8- 12				
3- 10	0- 1	0- 1	HOME	0- 1	0- 1	3- 6				
5- 9	0- 1	0- 0	AWAY	0- 2	0- 1	5- 5				
0- 1	0- 0	0- 0	NEUTRAL	0- 0	0- 0	0- 1				
2- 10	0- 2	0- 1	NON-CONFERENCE	0- 1	0- 2	2- 4				
1- 4	0- 1	0- 1	HOME	0- 0	0- 1	1- 1				
1- 5	0- 1	0- 0	AWAY	0- 1	0- 1	1- 2				
0- 1	0- 0	0- 0	NEUTRAL	0- 0	0- 0	0- 1				
6- 10	0- 0	0- 0	CONFERENCE	0- 2	0- 0	6- 8				
2- 6	0- 0	0- 0	HOME	0- 1	0- 0	2- 5				
4- 4	0- 0	0- 0	AWAY	0- 1	0- 0	4- 3				
0- 0	0- 0	0- 0	NEUTRAL	0- 0	0- 0	0- 0				

RPI 1-25				RPI 26-50				RPI 51-100				RPI 101+ Team's RPI: 263			
RPI	S	Opponent	Score	RPI	S	Opponent	Score	RPI	S	Opponent	Score	RPI	S	Opponent	Score
8	A	Louisville	53 108	44	H	Chattanooga	70 81	75	A	UT Martin	85 116	107	A	Western Ky.	75 78
17	H	Middle Tenn.	43 69					75	H	UT Martin	81 95	114	H	Arkansas St.	69 79
								83	A	Wichita St.	64 86	157	A	Ole Miss	69 99
												196	A	Belmont	67 69
												206	H	Evansville	50 65
												215	H	Central Ark.	81 60
												249	H	Eastern Ky.	71 79
												252	H	Tennessee Tech	79 70
												260	A	Xavier	59 72
												264	A	Tennessee St.	61 96
												286	H	Jacksonville St.	65 69
												292	A	SIU Edwardsville	77 67
												292	H	SIU Edwardsville	65 81
												295	A	Morehead St.	83 75
												298	A	Eastern Ill.	64 56
												298	H	Eastern Ill.	63 65
												311	A	Southeast Mo. St.	87 74
												311	H	Southeast Mo. St.	64 75
												312	A	Murray St.	68 76
												312	H	Murray St.	86 71
												325	N	Omaha	54 70
												335	A	Southern Ill.	71 69
LAST 12 Division I GAMES:															
75	A	UT Martin	85 116	311	A	Southeast Mo. St.	87 74								
249	H	Eastern Ky.	71 79	312	H	Murray St.	86 71								
298	H	Eastern Ill.	63 65	286	H	Jacksonville St.	65 69								
292	H	SIU Edwardsville	65 81	252	H	Tennessee Tech	79 70								
196	A	Belmont	67 69	292	A	SIU Edwardsville	77 67								
264	A	Tennessee St.	61 96	298	A	Eastern Ill.	64 56								

Non-Div I Games: Trevecca Nazarene 98 77

Austin Peay

■ Loss,
■ Non-Conf,
■ S Site,
■ H Home
■ A Away
N Neutral

Tennessee St.

Through Games Of March 16, 2014

Average RPI Win:	277	WON-LOST	WINNING	LAST 10	STRENGTH OF	OPP. STRENGTH	TEAM	ADJ.	CONF.	ADJ CONF.
Average RPI Loss:	204	RECORD	PCT. RANK	GAMES	SCHEDULE	OF SCHEDULE	RPI	RPI	RPI	RPI
DIV. I ONLY	11- 18	243	5- 5	310	300	264	264	30	30	
DIV. I NON-CONF.	2- 10	306	0- 0	312	130	310	310	30	30	
TOTALS	RPI 1-25	RPI 26-50	W-L RECORDS	RPI 51-100	RPI 101-150	RPI 150+				
11- 18	0- 1	0- 0	OVERALL	0- 2	0- 1	11- 14				
6- 4	0- 0	0- 0	HOME	0- 0	0- 0	6- 4				
5- 12	0- 1	0- 0	AWAY	0- 2	0- 1	5- 8				
0- 2	0- 0	0- 0	NEUTRAL	0- 0	0- 0	0- 2				
2- 10	0- 1	0- 0	NON-CONFERENCE	0- 1	0- 1	2- 7				
0- 2	0- 0	0- 0	HOME	0- 0	0- 0	0- 2				
2- 7	0- 1	0- 0	AWAY	0- 1	0- 1	2- 4				
0- 1	0- 0	0- 0	NEUTRAL	0- 0	0- 0	0- 1				
9- 8	0- 0	0- 0	CONFERENCE	0- 1	0- 0	9- 7				
6- 2	0- 0	0- 0	HOME	0- 0	0- 0	6- 2				
3- 5	0- 0	0- 0	AWAY	0- 1	0- 0	3- 4				
0- 1	0- 0	0- 0	NEUTRAL	0- 0	0- 0	0- 1				

RPI 1-25				RPI 26-50				RPI 51-100				RPI 101+ Team's RPI: 264			
RPI	S	Opponent	Score	RPI	S	Opponent	Score	RPI	S	Opponent	Score	RPI	S	Opponent	Score
5	A	Tennessee	43 94					63	A	Florida	56 86	150	A	Kansas St.	53 85
								75	A	UT Martin	65 104	157	A	Ole Miss	61 77
												162	N	La Salle	58 66
												187	A	Florida A&M	49 66
												196	A	Belmont	48 57
												196	H	Belmont	64 51
												203	H	A&M-Corpus Christi	74 76
												222	A	Jacksonville	66 87
												249	A	Eastern Ky.	76 64
												249	H	Eastern Ky.	78 63
												249	N	Eastern Ky.	75 79
												250	A	Troy	77 71
												252	A	Tennessee Tech	75 79
												252	H	Tennessee Tech	68 77
												263	H	Austin Peay	96 61
												286	A	Jacksonville St.	76 84
												286	H	Jacksonville St.	78 76
												292	H	SIU Edwardsville	66 74
												295	A	Morehead St.	71 66
												295	H	Morehead St.	87 70
												298	A	Eastern Ill.	70 80
												306	H	Lipscomb	78 81
												311	A	Southeast Mo. St.	75 67
												312	H	Murray St.	72 65
												324	A	Kennesaw St.	68 70
												339	A	North Florida	67 51
LAST 12 Division I GAMES:															
249	N	Eastern Ky.	75 79	312	H	Murray St.	72 65								
249	A	Eastern Ky.	76 64	263	H	Austin Peay	96 61								
295	A	Morehead St.	71 66	252	A	Tennessee Tech	75 79								
292	H	SIU Edwardsville	66 74	249	H	Eastern Ky.	78 63								
75	A	UT Martin	65 104	295	H	Morehead St.	87 70								
196	A	Belmont	48 57	286	A	Jacksonville St.	76 84								

Non-Div I Games: Martin Methodist 92 61

Tennessee St.

■ Loss,
 ■ Non-Conf,
 ■ S Site,
 ■ Home
 ■ A Away
 N Neutral

Average RPI Win:	218	WON-LOST	WINNING	LAST 10	STRENGTH OF	OPP. STRENGTH	TEAM	ADJ.	CONF.	ADJ CONF.
Average RPI Loss:	171	RECORD	PCT. RANK	GAMES	SCHEDULE	OF SCHEDULE	RPI	RPI	RPI	RPI
DIV. I ONLY	10- 19	260	3- 7	218	200	265	265	18	18	
DIV. I NON-CONF.	5- 5	148	0- 0	207	229	198	198	22	22	
TOTALS	RPI 1-25	RPI 26-50	W-L RECORDS	RPI 51-100	RPI 101-150	RPI 150+				
10- 19	0- 1	0- 0	OVERALL	2- 3	1- 2	7- 13				
8- 6	0- 0	0- 0	HOME	2- 1	1- 0	5- 5				
2- 12	0- 1	0- 0	AWAY	0- 2	0- 2	2- 7				
0- 1	0- 0	0- 0	NEUTRAL	0- 0	0- 0	0- 1				
5- 5	0- 1	0- 0	NON-CONFERENCE	0- 1	0- 1	5- 2				
4- 2	0- 0	0- 0	HOME	0- 1	0- 0	4- 1				
1- 3	0- 1	0- 0	AWAY	0- 0	0- 1	1- 1				
0- 0	0- 0	0- 0	NEUTRAL	0- 0	0- 0	0- 0				
5- 14	0- 0	0- 0	CONFERENCE	2- 2	1- 1	2- 11				
4- 4	0- 0	0- 0	HOME	2- 0	1- 0	1- 4				
1- 9	0- 0	0- 0	AWAY	0- 2	0- 1	1- 6				
0- 1	0- 0	0- 0	NEUTRAL	0- 0	0- 0	0- 1				

RPI 1-25				RPI 26-50				RPI 51-100				RPI 101+ Team's RPI: 265			
RPI	S	Opponent	Score	RPI	S	Opponent	Score	RPI	S	Opponent	Score	RPI	S	Opponent	Score
7	A	Baylor	73 113					53	H	San Diego	60 88	125	A	Wyoming	80 103
								73	A	Colorado St.	60 101	125	H	Wyoming	74 68
								73	H	Colorado St.	65 64	133	A	Sacramento St.	99 103
								97	A	Fresno St.	80 107	159	A	Nevada	74 101
								97	H	Fresno St.	68 66	159	H	Nevada	95 99
												161	A	Utah St.	67 96
												161	H	Utah St.	65 78
												175	A	UC Davis	61 95
												177	H	San Francisco	98 79
												190	H	Boise St.	69 90
												206	H	Evansville	90 84
												217	A	San Diego St.	65 88
												217	H	San Diego St.	63 77
												234	A	UNLV	75 78
												234	A	UNLV	76 90
												246	A	Santa Clara	97 93
												261	H	Georgia St.	95 81
												275	A	New Mexico	68 80
												275	N	New Mexico	73 76
												304	H	UC Riverside	74 105
												308	H	UMKC	81 76
												343	A	Air Force	84 71
												343	H	Air Force	79 70
LAST 12 Division I GAMES:															
234	A	UNLV	75 78	125	A	Wyoming	80 103								
97	A	Fresno St.	80 107	343	A	Air Force	84 71								
73	H	Colorado St.	65 64	97	H	Fresno St.	68 66								
161	A	Utah St.	67 96	275	N	New Mexico	73 76								
217	H	San Diego St.	63 77	234	A	UNLV	76 90								
159	H	Nevada	95 99	190	H	Boise St.	69 90								

Non-Div I Games: San Fran. St. 100 78

San Jose St.

Average RPI Win:	279	WON-LOST	WINNING	LAST 10	STRENGTH OF	OPP. STRENGTH	TEAM	ADJ.	CONF.	ADJ CONF.
Average RPI Loss:	151	RECORD	PCT. RANK	GAMES	SCHEDULE	OF SCHEDULE	RPI	RPI	RPI	RPI
DIV. I ONLY	9- 21	279	4- 6	224	210	266	266	16	16	
DIV. I NON-CONF.	1- 8	318	0- 0	188	291	307	307	15	15	
TOTALS	RPI 1-25	RPI 26-50	W-L RECORDS	RPI 51-100	RPI 101-150	RPI 150+				
9- 21	0- 0	0- 3	OVERALL	0- 6	0- 3	9- 9				
3- 11	0- 0	0- 2	HOME	0- 2	0- 2	3- 5				
6- 9	0- 0	0- 1	AWAY	0- 4	0- 1	6- 3				
0- 1	0- 0	0- 0	NEUTRAL	0- 0	0- 0	0- 1				
1- 8	0- 0	0- 1	NON-CONFERENCE	0- 2	0- 1	1- 4				
0- 4	0- 0	0- 1	HOME	0- 0	0- 1	0- 2				
1- 4	0- 0	0- 0	AWAY	0- 2	0- 0	1- 2				
0- 0	0- 0	0- 0	NEUTRAL	0- 0	0- 0	0- 0				
8- 13	0- 0	0- 2	CONFERENCE	0- 4	0- 2	8- 5				
3- 7	0- 0	0- 1	HOME	0- 2	0- 1	3- 3				
5- 5	0- 0	0- 1	AWAY	0- 2	0- 1	5- 1				
0- 1	0- 0	0- 0	NEUTRAL	0- 0	0- 0	0- 1				

RPI S	Opponent	Score	RPI S	Opponent	Score	RPI S	Opponent	Score	RPI S	Opponent	Score	Team's RPI: 266
37	H Fordham	46 71	58	A Army	52 66	111	H Holy Cross	58 74				
41	A Marist	46 70	68	A Iona	52 70	113	A Fairfield	52 73				
41	H Marist	54 81	68	H Iona	67 71	113	H Fairfield	49 58				
			69	A Quinnipiac	74 77	162	H La Salle	62 72				
			69	H Quinnipiac	78 86	219	A Rider	50 47				
			100	A VCU	64 85	219	H Rider	56 73				
						221	A Towson	43 63				
						225	A Canisius	52 44				
						225	H Canisius	72 56				
						231	A Oakland	61 75				
						262	A Niagara	64 56				
						262	H Niagara	67 71				
						282	A Monmouth	70 75				
						282	H Monmouth	65 59				
						291	A Siena	62 55				
						291	H Siena	58 82				
						291	N Siena	66 87				
						322	H Delaware St.	69 80				
						332	A Saint Peter's	50 41				
						332	H Saint Peter's	58 31				
						342	A Fairleigh Dickinson	73 63				
LAST 12 Division I GAMES:												
291	N Siena	66 87	225	A Canisius	52 44							
69	H Quinnipiac	78 86	68	H Iona	67 71							
332	A Saint Peter's	50 41	332	H Saint Peter's	58 31							
41	H Marist	54 81	219	H Rider	56 73							
113	A Fairfield	52 73	291	A Siena	62 55							
262	A Niagara	64 56	282	A Monmouth	70 75							

Non-Div I Games:

Manhattan

■ Loss,
 ■ Non-Conf,
 ■ S Site,
 ■ Home
 ■ A Away
 N Neutral

Average RPI Win: 287	WON-LOST	WINNING	LAST 10	STRENGTH OF	OPP. STRENGTH	TEAM	ADJ.	CONF.	ADJ CONF.
Average RPI Loss: 160	RECORD	PCT. RANK	GAMES	SCHEDULE	OF SCHEDULE	RPI	RPI	RPI	RPI
DIV. I ONLY	10- 18	255	3- 7	242	284	267	267	15	15
DIV. I NON-CONF.	6- 8	194	0- 0	298	346	268	268	16	16
TOTALS	RPI 1-25	RPI 26-50	W-L RECORDS	RPI 51-100	RPI 101-150	RPI 150+			
10- 18	0- 0	0- 0	OVERALL	1- 8	0- 0	9- 10			
5- 8	0- 0	0- 0	HOME	1- 2	0- 0	4- 6			
4- 8	0- 0	0- 0	AWAY	0- 5	0- 0	4- 3			
1- 2	0- 0	0- 0	NEUTRAL	0- 1	0- 0	1- 1			
6- 8	0- 0	0- 0	NON-CONFERENCE	0- 3	0- 0	6- 5			
3- 3	0- 0	0- 0	HOME	0- 0	0- 0	3- 3			
2- 3	0- 0	0- 0	AWAY	0- 2	0- 0	2- 1			
1- 2	0- 0	0- 0	NEUTRAL	0- 1	0- 0	1- 1			
4- 10	0- 0	0- 0	CONFERENCE	1- 5	0- 0	3- 5			
2- 5	0- 0	0- 0	HOME	1- 2	0- 0	1- 3			
2- 5	0- 0	0- 0	AWAY	0- 3	0- 0	2- 2			
0- 0	0- 0	0- 0	NEUTRAL	0- 0	0- 0	0- 0			

Brown

Brown

RPI 1-25			RPI 26-50			RPI 51-100			RPI 101+			Team's RPI: 267
RPI	S	Opponent	Score	RPI	S	Opponent	Score	RPI	S	Opponent	Score	Score
						55 A Penn	51 78	152 H Lafayette			69 70	
						55 H Penn	54 70	202 A Yale			52 73	
						58 A Army	65 67	202 H Yale			53 70	
						64 A Navy	61 81	214 A Cornell			70 80	
						65 N Hampton	50 71	214 H Cornell			53 78	
						70 A Princeton	70 81	218 A Bryant			66 61	
						70 H Princeton	61 58	227 H New Hampshire			74 77	
						82 A Harvard	67 87	228 H Maine			59 60	
						82 H Harvard	71 91	280 N Alabama St.			81 82	
								305 A Columbia			79 57	
								305 H Columbia			59 66	
								307 A Dartmouth			46 43	
								307 H Dartmouth			71 55	
								314 H Morgan St.			63 53	
								330 A NJIT			43 48	
								332 A Saint Peter's			64 52	
								334 H Rhode Island			66 56	
								337 H Vermont			61 51	
								341 N UMBC			92 53	
LAST 12 Division I GAMES:												
						82 A Harvard	67 87	55 A Penn			51 78	
						307 A Dartmouth	46 43	70 A Princeton			70 81	
						70 H Princeton	61 58	307 H Dartmouth			71 55	
						55 H Penn	54 70	82 H Harvard			71 91	
						214 H Cornell	53 78	305 A Columbia			79 57	
						305 H Columbia	59 66	214 A Cornell			70 80	

Non-Div I Games:

Brown

■ Loss,
 ■ Non-Conf,
 ■ S Site,
 ■ H Home
 ■ A Away
 N Neutral

Pepperdine

Through Games Of March 16, 2014

Average RPI Win:	248	WON-LOST	WINNING	LAST 10	STRENGTH OF	OPP. STRENGTH	TEAM	ADJ.	CONF.	ADJ CONF.
Average RPI Loss:	114	RECORD	PCT. RANK	GAMES	SCHEDULE	OF SCHEDULE	RPI	RPI	RPI	RPI
DIV. I ONLY	6- 25	321	1- 9	112	99	268	268	8	8	
DIV. I NON-CONF.	4- 7	229	0- 0	237	225	232	232	8	8	
TOTALS	RPI 1-25	RPI 26-50	W-L RECORDS	RPI 51-100	RPI 101-150	RPI 150+				
6- 25	0- 2	0- 6	OVERALL	0- 5	0- 5	6- 7				
3- 10	0- 1	0- 2	HOME	0- 2	0- 2	3- 3				
2- 14	0- 1	0- 3	AWAY	0- 3	0- 3	2- 4				
1- 1	0- 0	0- 1	NEUTRAL	0- 0	0- 0	1- 0				
4- 7	0- 0	0- 1	NON-CONFERENCE	0- 1	0- 3	4- 2				
2- 2	0- 0	0- 0	HOME	0- 0	0- 1	2- 1				
2- 5	0- 0	0- 1	AWAY	0- 1	0- 2	2- 1				
0- 0	0- 0	0- 0	NEUTRAL	0- 0	0- 0	0- 0				
2- 18	0- 2	0- 5	CONFERENCE	0- 4	0- 2	2- 5				
1- 8	0- 1	0- 2	HOME	0- 2	0- 1	1- 2				
0- 9	0- 1	0- 2	AWAY	0- 2	0- 1	0- 3				
1- 1	0- 0	0- 1	NEUTRAL	0- 0	0- 0	1- 0				

RPI S Opponent	Score	RPI S Opponent	Score	RPI S Opponent	Score	RPI S Opponent	Score	Team's RPI: 268
11 A Gonzaga	51 86	38 A BYU	50 65	53 A San Diego	43 71	122 H Cal Poly	77 80	
11 H Gonzaga	39 69	38 H BYU	75 89	53 H San Diego	46 73	123 A Oregon	80 83	
		38 N BYU	51 77	78 A Pacific	64 75	125 A Wyoming	64 84	
		48 A St. Mary's (CA)	48 71	78 H Pacific	67 91	142 A Portland	59 78	
		48 H St. Mary's (CA)	61 74	92 A UCLA	78 82	142 H Portland	43 53	
		49 A South Dakota St.	55 88			171 H UC Irvine	76 59	
						177 A San Francisco	61 75	
						177 H San Francisco	61 77	
						191 A Long Beach St.	61 74	
						229 A Seattle	84 73	
						232 A Loyola Marymount	74 90	
						232 H Loyola Marymount	64 76	
						246 A Santa Clara	61 67	
						246 H Santa Clara	100 93	
						246 N Santa Clara	80 74	
						289 H Northern Ariz.	74 51	
						304 A UC Riverside	81 68	
						317 H UC Santa Barbara	69 77	
LAST 12 Division I GAMES:								
38 N BYU	51 77	48 H St. Mary's (CA)	61 74					
246 N Santa Clara	80 74	78 H Pacific	67 91					
246 A Santa Clara	61 67	142 A Portland	59 78					
177 A San Francisco	61 75	11 A Gonzaga	51 86					
53 H San Diego	46 73	232 A Loyola Marymount	74 90					
38 H BYU	75 89	11 H Gonzaga	39 69					

Non-Div I Games:

Pepperdine

Loss, Non-Conf, S Site, H Home A Away N Neutral

Average RPI Win:	216	WON-LOST	WINNING	LAST 10	STRENGTH OF	OPP. STRENGTH	TEAM	ADJ.	CONF.	ADJ CONF.
Average RPI Loss:	159	RECORD	PCT. RANK	GAMES	SCHEDULE	OF SCHEDULE	RPI	RPI	RPI	RPI
DIV. I ONLY	8- 22	293	1- 9	155	205	269	269	12	12	
DIV. I NON-CONF.	4- 7	229	0- 0	124	277	200	200	13	13	
TOTALS	RPI 1-25	RPI 26-50	W-L RECORDS	RPI 51-100	RPI 101-150	RPI 150+				
8- 22	0- 0	0- 4	OVERALL	1- 3	0- 2	7- 13				
5- 9	0- 0	0- 2	HOME	1- 1	0- 1	4- 5				
3- 13	0- 0	0- 2	AWAY	0- 2	0- 1	3- 8				
0- 0	0- 0	0- 0	NEUTRAL	0- 0	0- 0	0- 0				
4- 7	0- 0	0- 1	NON-CONFERENCE	0- 2	0- 1	4- 3				
2- 3	0- 0	0- 1	HOME	0- 1	0- 0	2- 1				
2- 4	0- 0	0- 0	AWAY	0- 1	0- 1	2- 2				
0- 0	0- 0	0- 0	NEUTRAL	0- 0	0- 0	0- 0				
4- 15	0- 0	0- 3	CONFERENCE	1- 1	0- 1	3- 10				
3- 6	0- 0	0- 1	HOME	1- 0	0- 1	2- 4				
1- 9	0- 0	0- 2	AWAY	0- 1	0- 0	1- 6				
0- 0	0- 0	0- 0	NEUTRAL	0- 0	0- 0	0- 0				

RPI S	Opponent	Score	RPI S	Opponent	Score	RPI S	Opponent	Score	RPI S	Opponent	Score	Team's RPI: 269
32	A Bowling Green	45 91	32	H Bowling Green	56 73	76	A Akron	63 88	121	A Ill.-Chicago	66 76	
39	H Florida St.	62 71	39	H Florida St.	62 71	79	H Akron	79 76	132	H Ball St.	70 80	
40	A Central Mich.	47 88	40	A Central Mich.	47 88	79	H Duquesne	58 78	153	A Northern Ky.	76 66	
						91	A Wright St.	63 90	154	A Buffalo	56 58	
									154	H Buffalo	61 74	
									191	A Long Beach St.	61 76	
									198	A Toledo	52 68	
									198	H Toledo	65 73	
									199	A Eastern Mich.	71 65	
									201	H Cleveland St.	91 80	
									211	A Youngstown St.	70 67	
									217	A San Diego St.	64 75	
									226	H Northern Ill.	66 69	
									241	A Ohio	79 97	
									241	H Ohio	68 63	
									244	A Western Mich.	75 86	
									244	A Western Mich.	72 82	
									244	H Western Mich.	78 88	
									249	H Eastern Ky.	55 59	
									300	A Kent St.	51 67	
									300	H Kent St.	72 62	
									346	H Chicago St.	55 39	
LAST 12 Division I GAMES:												
244	A Western Mich.	72 82	132	H Ball St.	70 80							
241	H Ohio	68 63	40	A Central Mich.	47 88							
32	H Bowling Green	56 73	32	A Bowling Green	45 91							
154	H Buffalo	61 74	198	H Toledo	65 73							
76	A Akron	63 88	199	A Eastern Mich.	71 65							
300	A Kent St.	51 67	154	A Buffalo	56 58							

Non-Div I Games:

Miami (OH)

■ Loss,
■ Non-Conf,
■ S Site,
■ H Home
■ A Away
N Neutral

Marshall

Through Games Of March 16, 2014

Average RPI Win:	255	WON-LOST	WINNING	LAST 10	STRENGTH OF	OPP. STRENGTH	TEAM	ADJ.	CONF.	ADJ CONF.
Average RPI Loss:	137	RECORD	PCT. RANK	GAMES	SCHEDULE	OF SCHEDULE	RPI	RPI	RPI	RPI
DIV. I ONLY	8- 20	287	4- 6	128	177	270	270	10	10	
DIV. I NON-CONF.	4- 6	211	0- 0	233	345	282	282	10	10	
TOTALS	RPI 1-25	RPI 26-50	W-L RECORDS	RPI 51-100	RPI 101-150	RPI 150+				
8- 20	0- 2	0- 1	OVERALL	0- 3	1- 6	7- 8				
6- 9	0- 0	0- 0	HOME	0- 2	1- 3	5- 4				
1- 9	0- 1	0- 1	AWAY	0- 1	0- 2	1- 4				
1- 2	0- 1	0- 0	NEUTRAL	0- 0	0- 1	1- 0				
4- 6	0- 1	0- 0	NON-CONFERENCE	0- 1	0- 1	4- 3				
3- 4	0- 0	0- 0	HOME	0- 1	0- 1	3- 2				
1- 1	0- 0	0- 0	AWAY	0- 0	0- 0	1- 1				
0- 1	0- 1	0- 0	NEUTRAL	0- 0	0- 0	0- 0				
4- 14	0- 1	0- 1	CONFERENCE	0- 2	1- 5	3- 5				
3- 5	0- 0	0- 0	HOME	0- 1	1- 2	2- 2				
0- 8	0- 1	0- 1	AWAY	0- 1	0- 2	0- 3				
1- 1	0- 0	0- 0	NEUTRAL	0- 0	0- 1	1- 0				

RPI 1-25				RPI 26-50				RPI 51-100				RPI 101+				Team's RPI: 270	
RPI	S	Opponent	Score	RPI	S	Opponent	Score	RPI	S	Opponent	Score	RPI	S	Opponent	Score		
12	N	West Virginia	51 82	30	A	Southern Miss.	73 80	59	A	UTEP	50 77	105	H	Tulane	61 77		
17	A	Middle Tenn.	36 75					64	H	Navy	68 72	119	H	Indiana St.	67 68		
								94	H	East Carolina	52 66	127	A	Charlotte	57 87		
												127	H	Charlotte	71 69		
												130	A	Old Dominion	52 65		
												143	H	UAB	57 63		
												143	N	UAB	63 79		
												165	A	FIU	66 77		
												172	A	Rice	68 74		
												174	A	Robert Morris	48 67		
												186	H	UTSA	81 76		
												192	H	Fla. Atlantic	68 87		
												192	N	Fla. Atlantic	80 73		
												205	H	Louisiana Tech	69 55		
												208	H	Tulsa	62 80		
												233	A	North Texas	50 63		
												249	H	Eastern Ky.	55 64		
												295	H	Morehead St.	51 53		
												322	H	Delaware St.	62 47		
												330	A	NJIT	57 56		
												335	H	Southern Ill.	82 59		
												340	H	Wofford	71 56		
LAST 12 Division I GAMES:																	
143	N	UAB	63 79	17	A	Middle Tenn.	36 75	127	H	Charlotte	71 69	30	A	Southern Miss.	73 80		
192	N	Fla. Atlantic	80 73	205	H	Louisiana Tech	69 55	94	H	East Carolina	52 66	130	A	Old Dominion	52 65		
186	H	UTSA	81 76														
127	A	Charlotte	57 87														
192	H	Fla. Atlantic	68 87														
165	A	FIU	66 77														

Non-Div I Games: Bluefield Col. 63 41 West Va. Tech 86 42 Davis & Elkins 86 72

Marshall

Loss, Non-Conf, S Site, H Home A Away N Neutral

Average RPI Win: 237	WON-LOST	WINNING	LAST 10	STRENGTH OF	OPP. STRENGTH	TEAM	ADJ.	CONF.	ADJ CONF.
Average RPI Loss: 163	RECORD	PCT. RANK	GAMES	SCHEDULE	OF SCHEDULE	RPI	RPI	RPI	RPI
DIV. I ONLY	9- 23	289	4- 6	176	254	271	271	21	21
DIV. I NON-CONF.	2- 13	316	0- 0	191	260	294	294	19	19
TOTALS	RPI 1-25	RPI 26-50	W-L RECORDS	RPI 51-100	RPI 101-150	RPI 150+			
9- 23	0- 0	0- 2	OVERALL	0- 2	2- 8	7- 11			
5- 7	0- 0	0- 1	HOME	0- 1	1- 3	4- 2			
2- 15	0- 0	0- 1	AWAY	0- 1	0- 4	2- 9			
2- 1	0- 0	0- 0	NEUTRAL	0- 0	1- 1	1- 0			
2- 13	0- 0	0- 0	NON-CONFERENCE	0- 2	0- 4	2- 7			
0- 5	0- 0	0- 0	HOME	0- 1	0- 2	0- 2			
2- 8	0- 0	0- 0	AWAY	0- 1	0- 2	2- 5			
0- 0	0- 0	0- 0	NEUTRAL	0- 0	0- 0	0- 0			
7- 10	0- 0	0- 2	CONFERENCE	0- 0	2- 4	5- 4			
5- 2	0- 0	0- 1	HOME	0- 0	1- 1	4- 0			
0- 7	0- 0	0- 1	AWAY	0- 0	0- 2	0- 4			
2- 1	0- 0	0- 0	NEUTRAL	0- 0	1- 1	1- 0			

D
e
n
v
e
rD
e
n
v
e
r

RPI 1-25			RPI 26-50			RPI 51-100			RPI 101+			Team's RPI: 271			
RPI	S	Opponent	Score	RPI	S	Opponent	Score	RPI	S	Opponent	Score	RPI	S	Opponent	Score
				49	A	South Dakota St.	61 72	73	H	Colorado St.	78 86	101	H	Montana	58 84
				49	H	South Dakota St.	55 69	86	A	Marquette	54 71	106	A	Colorado	61 83
												121	A	Ill.-Chicago	68 80
												125	H	Wyoming	70 73
												126	A	IUPUI	66 82
												126	H	IUPUI	55 68
												126	N	IUPUI	76 69
												136	A	South Dakota	67 88
												136	H	South Dakota	91 84
												136	N	South Dakota	71 82
												171	H	UC Irvine	73 78
												185	A	Utah	56 73
												191	A	Long Beach St.	68 88
												194	A	Montana St.	69 89
												207	A	IPFW	78 81
												207	H	IPFW	71 66
												207	N	IPFW	79 73
												216	A	Illinois St.	67 60
												220	A	Northern Colo.	71 74
												223	A	Cal St. Fullerton	56 63
												233	H	North Texas	74 93
												254	A	Western Ill.	76 79
												254	H	Western Ill.	87 83
												318	A	North Dakota St.	79 85
												318	H	North Dakota St.	87 74
												325	A	Omaha	41 65
LAST 12 Division I GAMES:															
				136	N	South Dakota	71 82			254	A	Western Ill.	76 79		
				126	N	IUPUI	76 69			207	H	IPFW	71 66		
				207	N	IPFW	79 73			126	H	IUPUI	55 68		
				318	H	North Dakota St.	87 74			136	A	South Dakota	67 88		
				49	H	South Dakota St.	55 69			318	A	North Dakota St.	79 85		
				325	A	Omaha	41 65			49	A	South Dakota St.	61 72		

Non-Div I Games:

Denver

■ Loss,
 ■ Non-Conf,
 ■ S Site,
 ■ Home
 ■ A Away
 N Neutral

D
e
n
v
e
r

Denver
RPI S Opponent Score

Through Games Of March 16, 2014

RPI	S	Opponent	Score
325	H	Omaha	73 66
343	A	Air Force	72 64

D
e
n
v
e
r

Denver

Portland St.

Through Games Of March 16, 2014

Average RPI Win: 232	WON-LOST	WINNING	LAST 10	STRENGTH OF	OPP. STRENGTH	TEAM	ADJ.	CONF.	ADJ CONF.
Average RPI Loss: 135	RECORD	PCT. RANK	GAMES	SCHEDULE	OF SCHEDULE	RPI	RPI	RPI	RPI
DIV. I ONLY	7- 21	302	3- 7	127	159	272	272	14	14
DIV. I NON-CONF.	1- 7	317	0- 0	50	69	262	262	17	17
TOTALS	RPI 1-25	RPI 26-50	W-L RECORDS	RPI 51-100	RPI 101-150	RPI 150+			
7- 21	0- 1	0- 2	OVERALL	0- 5	1- 5	6- 8			
5- 10	0- 0	0- 1	HOME	0- 3	1- 2	4- 4			
2- 11	0- 1	0- 1	AWAY	0- 2	0- 3	2- 4			
0- 0	0- 0	0- 0	NEUTRAL	0- 0	0- 0	0- 0			
1- 7	0- 1	0- 2	NON-CONFERENCE	0- 1	0- 2	1- 1			
1- 4	0- 0	0- 1	HOME	0- 1	0- 1	1- 1			
0- 3	0- 1	0- 1	AWAY	0- 0	0- 1	0- 0			
0- 0	0- 0	0- 0	NEUTRAL	0- 0	0- 0	0- 0			
6- 14	0- 0	0- 0	CONFERENCE	0- 4	1- 3	5- 7			
4- 6	0- 0	0- 0	HOME	0- 2	1- 1	3- 3			
2- 8	0- 0	0- 0	AWAY	0- 2	0- 2	2- 4			
0- 0	0- 0	0- 0	NEUTRAL	0- 0	0- 0	0- 0			

RPI 1-25				RPI 26-50				RPI 51-100				RPI 101+ Team's RPI: 272			
RPI	S	Opponent	Score	RPI	S	Opponent	Score	RPI	S	Opponent	Score	RPI	S	Opponent	Score
11	A	Gonzaga	47 96	36	A	Georgia Tech	54 104	70	H	Princeton	76 94	101	A	Montana	58 94
				48	H	St. Mary's (CA)	54 72	80	A	North Dakota	44 69	101	H	Montana	55 65
								80	H	North Dakota	52 73	123	A	Oregon	78 113
								98	A	Southern Utah	60 69	133	A	Sacramento St.	80 84
								98	H	Southern Utah	79 86	133	H	Sacramento St.	83 80
												142	H	Portland	49 76
												151	A	Eastern Wash.	86 74
												151	H	Eastern Wash.	60 61
												176	A	Idaho St.	64 79
												176	H	Idaho St.	64 76
												194	A	Montana St.	78 89
												194	H	Montana St.	72 61
												220	A	Northern Colo.	60 77
												220	H	Northern Colo.	57 51
												229	H	Seattle	68 80
												289	A	Northern Ariz.	61 84
												289	H	Northern Ariz.	67 88
												305	H	Columbia	75 67
												310	A	Weber St.	62 60
												310	H	Weber St.	66 60
LAST 12 Division I GAMES:															
176	A	Idaho St.	64 79	133	A	Sacramento St.	80 84								
310	A	Weber St.	62 60	289	A	Northern Ariz.	61 84								
220	H	Northern Colo.	57 51	194	H	Montana St.	72 61								
80	H	North Dakota	52 73	101	H	Montana	55 65								
151	H	Eastern Wash.	60 61	80	A	North Dakota	44 69								
98	H	Southern Utah	79 86	220	A	Northern Colo.	60 77								

Non-Div I Games: Corban 74 62

Portland St.

Loss, Non-Conf, S Site, H Home A Away N Neutral

La.-Lafayette

Through Games Of March 16, 2014

Average RPI Win:	282	WON-LOST	WINNING	LAST 10	STRENGTH OF	OPP. STRENGTH	TEAM	ADJ.	CONF.	ADJ CONF.
Average RPI Loss:	186	RECORD	PCT. RANK	GAMES	SCHEDULE	OF SCHEDULE	RPI	RPI	RPI	RPI
DIV. I ONLY	12- 16	210	4- 6	327	296	273	273	24	24	
DIV. I NON-CONF.	5- 4	131	0- 0	338	343	248	248	26	26	
TOTALS	RPI 1-25	RPI 26-50	W-L RECORDS	RPI 51-100	RPI 101-150	RPI 150+				
12- 16	0- 0	0- 0	OVERALL	0- 1	1- 6	11- 9				
7- 6	0- 0	0- 0	HOME	0- 0	1- 2	6- 4				
5- 9	0- 0	0- 0	AWAY	0- 1	0- 3	5- 5				
0- 1	0- 0	0- 0	NEUTRAL	0- 0	0- 1	0- 0				
5- 4	0- 0	0- 0	NON-CONFERENCE	0- 1	0- 0	5- 3				
3- 1	0- 0	0- 0	HOME	0- 0	0- 0	3- 1				
2- 3	0- 0	0- 0	AWAY	0- 1	0- 0	2- 2				
0- 0	0- 0	0- 0	NEUTRAL	0- 0	0- 0	0- 0				
7- 12	0- 0	0- 0	CONFERENCE	0- 0	1- 6	6- 6				
4- 5	0- 0	0- 0	HOME	0- 0	1- 2	3- 3				
3- 6	0- 0	0- 0	AWAY	0- 0	0- 3	3- 3				
0- 1	0- 0	0- 0	NEUTRAL	0- 0	0- 1	0- 0				

RPI 1-25				RPI 26-50				RPI 51-100				RPI 101+				Team's RPI: 273	
RPI	S	Opponent	Score	RPI	S	Opponent	Score	RPI	S	Opponent	Score	RPI	S	Opponent	Score		
								95	A	Mississippi St.	51	78	107	A	Western Ky.	71	80
													107	H	Western Ky.	63	68
													107	N	Western Ky.	61	67
													114	A	Arkansas St.	49	90
													114	H	Arkansas St.	77	76
													139	A	UALR	60	74
													139	H	UALR	57	63
													195	A	Texas St.	64	70
													195	H	Texas St.	53	65
													205	A	Louisiana Tech	44	51
													209	H	Lamar	60	68
													242	A	Sam Houston St.	73	83
													244	A	Jackson St.	81	64
													250	A	Troy	75	87
													250	H	Troy	62	57
													261	A	Georgia St.	67	63
													261	H	Georgia St.	67	72
													274	H	Southeastern La.	66	53
													279	A	La.-Monroe	68	49
													279	H	La.-Monroe	59	66
LAST 12 Division I GAMES:																	

Non-Div I Games: Xavier (LA) 62 54 Southern-N.O. 72 62

La.-Lafayette

Loss, Non-Conf, S Site, H Home A Away N Neutral

RPI S Opponent Score

RPI S Opponent Score
345 A New Orleans 71 42

L
a
.
-
L
a
f
a
y
e
t
t
e

L
a
.
-
L
a
f
a
y
e
t
t
e

La.-Lafayette

Average RPI Win:	255	WON-LOST	WINNING	LAST 10	STRENGTH OF	OPP. STRENGTH	TEAM	ADJ.	CONF.	ADJ CONF.
Average RPI Loss:	166	RECORD	PCT. RANK	GAMES	SCHEDULE	OF SCHEDULE	RPI	RPI	RPI	RPI
DIV. I ONLY	6- 21	310	2- 7	146	266	274	274	25	25	
DIV. I NON-CONF.	0- 11	338	0- 0	31	178	274	274	23	23	
TOTALS	RPI 1-25	RPI 26-50	W-L RECORDS	RPI 51-100	RPI 101-150	RPI 150+				
6- 21	0- 2	0- 0	OVERALL	0- 3	0- 3	6- 13				
3- 4	0- 0	0- 0	HOME	0- 0	0- 1	3- 3				
3- 14	0- 0	0- 0	AWAY	0- 3	0- 1	3- 10				
0- 3	0- 2	0- 0	NEUTRAL	0- 0	0- 1	0- 0				
0- 11	0- 2	0- 0	NON-CONFERENCE	0- 3	0- 2	0- 4				
0- 0	0- 0	0- 0	HOME	0- 0	0- 0	0- 0				
0- 8	0- 0	0- 0	AWAY	0- 3	0- 1	0- 4				
0- 3	0- 2	0- 0	NEUTRAL	0- 0	0- 1	0- 0				
6- 10	0- 0	0- 0	CONFERENCE	0- 0	0- 1	6- 9				
3- 4	0- 0	0- 0	HOME	0- 0	0- 1	3- 3				
3- 6	0- 0	0- 0	AWAY	0- 0	0- 0	3- 6				
0- 0	0- 0	0- 0	NEUTRAL	0- 0	0- 0	0- 0				

RPI 1-25			RPI 26-50			RPI 51-100			RPI 101+ Team's RPI: 274		
RPI	S	Opponent	Score	RPI	S	Opponent	Score	RPI	S	Opponent	Score
17	N	Middle Tenn.	71 89					105	A	Tulane	52 80
18	N	North Carolina St.	59 87					141	H	Northwestern St.	58 73
								146	N	Grand Canyon	57 62
								157	A	Ole Miss	69 96
								170	A	Southern U.	56 63
								178	H	Stephen F. Austin	79 92
								182	A	Nicholls St.	55 84
								182	H	Nicholls St.	68 66
								197	A	McNeese St.	82 65
								197	H	McNeese St.	61 75
								203	A	A&M-Corpus Christi	54 83
								209	A	Lamar	77 92
								209	H	Lamar	67 62
								215	A	Central Ark.	70 80
								242	A	Sam Houston St.	73 93
								242	H	Sam Houston St.	85 86
								251	A	Houston Baptist	85 84
								259	A	Oral Roberts	78 81
								273	A	La.-Lafayette	53 66
								279	A	La.-Monroe	77 87
								345	A	New Orleans	76 59
								345	H	New Orleans	84 55
LAST 12 Division I GAMES:											
209	A	Lamar	77 92	197	H	McNeese St.	61 75				
242	A	Sam Houston St.	73 93	259	A	Oral Roberts	78 81				
178	H	Stephen F. Austin	79 92	215	A	Central Ark.	70 80				
141	H	Northwestern St.	58 73	345	H	New Orleans	84 55				
345	A	New Orleans	76 59	251	A	Houston Baptist	85 84				
182	H	Nicholls St.	68 66	203	A	A&M-Corpus Christi	54 83				

Non-Div I Games: Mobile 78 68 Incarnate Word 67 55 Abilene Christian 82 **96**

Southeastern La.

Average RPI Win:	257	WON-LOST	WINNING	LAST 10	STRENGTH OF	OPP. STRENGTH	TEAM	ADJ.	CONF.	ADJ CONF.
Average RPI Loss:	148	RECORD	PCT. RANK	GAMES	SCHEDULE	OF SCHEDULE	RPI	RPI	RPI	RPI
DIV. I ONLY	11- 19	250	3- 7	246	161	275	275	18	18	
DIV. I NON-CONF.	5- 6	173	0- 0	307	101	265	265	22	22	
TOTALS	RPI 1-25	RPI 26-50	W-L RECORDS	RPI 51-100	RPI 101-150	RPI 150+				
11- 19	0- 2	0- 0	OVERALL	0- 4	1- 2	10- 11				
8- 8	0- 1	0- 0	HOME	0- 2	1- 1	7- 4				
1- 10	0- 1	0- 0	AWAY	0- 2	0- 1	1- 6				
2- 1	0- 0	0- 0	NEUTRAL	0- 0	0- 0	2- 1				
5- 6	0- 2	0- 0	NON-CONFERENCE	0- 1	0- 1	5- 2				
4- 3	0- 1	0- 0	HOME	0- 0	0- 1	4- 1				
0- 3	0- 1	0- 0	AWAY	0- 1	0- 0	0- 1				
1- 0	0- 0	0- 0	NEUTRAL	0- 0	0- 0	1- 0				
6- 13	0- 0	0- 0	CONFERENCE	0- 3	1- 1	5- 9				
4- 5	0- 0	0- 0	HOME	0- 2	1- 0	3- 3				
1- 7	0- 0	0- 0	AWAY	0- 1	0- 1	1- 5				
1- 1	0- 0	0- 0	NEUTRAL	0- 0	0- 0	1- 1				

RPI 1-25				RPI 26-50				RPI 51-100				RPI 101+ Team's RPI: 275			
RPI	S	Opponent	Score	RPI	S	Opponent	Score	RPI	S	Opponent	Score	RPI	S	Opponent	Score
3	A	Stanford	41 75					73	A	Colorado St.	50 62	106	H	Colorado	53 85
24	H	Texas	52 67					73	H	Colorado St.	57 62	125	A	Wyoming	75 79
								96	A	Miami (FL)	50 67	125	H	Wyoming	75 65
								97	H	Fresno St.	73 75	159	A	Nevada	73 75
												159	H	Nevada	55 60
												161	A	Utah St.	65 67
												161	H	Utah St.	69 75
												161	N	Utah St.	66 69
												190	A	Boise St.	60 74
												190	H	Boise St.	80 86
												217	A	San Diego St.	48 53
												217	H	San Diego St.	62 46
												232	H	Loyola Marymount	69 65
												234	A	UNLV	56 78
												234	H	UNLV	65 58
												257	A	Texas Tech	56 64
												258	N	Western Caro.	56 37
												265	H	San Jose St.	80 68
												265	N	San Jose St.	76 73
												285	H	New Mexico St.	65 55
												296	H	Milwaukee	72 58
												311	H	Southeast Mo. St.	73 55
												328	H	Binghamton	53 58
												343	A	Air Force	76 62
LAST 12 Division I GAMES:															
				161	N	Utah St.	66 69	234	H	UNLV	65 58				
				217	H	San Diego St.	62 46	159	A	Nevada	73 75				
				343	A	Air Force	76 62	190	H	Boise St.	80 86				
				159	H	Nevada	55 60	125	A	Wyoming	75 79				
				161	A	Utah St.	65 67	265	N	San Jose St.	76 73				
				217	A	San Diego St.	48 53	161	H	Utah St.	69 75				

Non-Div I Games:

New Mexico

■ Loss,
 ■ Non-Conf,
 ■ S Site,
 ■ Home
 ■ A Away
 N Neutral

Presbyterian

Through Games Of March 16, 2014

Average RPI Win:	260	WON-LOST	WINNING	LAST 10	STRENGTH OF	OPP. STRENGTH	TEAM	ADJ.	CONF.	ADJ CONF.
Average RPI Loss:	183	RECORD	PCT. RANK	GAMES	SCHEDULE	OF SCHEDULE	RPI	RPI	RPI	RPI
DIV. I ONLY	10- 19	260	7- 3	266	282	276	276	27	27	
DIV. I NON-CONF.	0- 7	338	0- 0	196	98	332	332	29	29	
TOTALS	RPI 1-25	RPI 26-50	W-L RECORDS	RPI 51-100	RPI 101-150	RPI 150+				
10- 19	0- 1	0- 1	OVERALL	0- 3	2- 4	8- 10				
6- 6	0- 0	0- 0	HOME	0- 1	2- 0	4- 5				
3- 12	0- 1	0- 1	AWAY	0- 2	0- 3	3- 5				
1- 1	0- 0	0- 0	NEUTRAL	0- 0	0- 1	1- 0				
0- 7	0- 1	0- 1	NON-CONFERENCE	0- 1	0- 1	0- 3				
0- 2	0- 0	0- 0	HOME	0- 0	0- 0	0- 2				
0- 5	0- 1	0- 1	AWAY	0- 1	0- 1	0- 1				
0- 0	0- 0	0- 0	NEUTRAL	0- 0	0- 0	0- 0				
10- 12	0- 0	0- 0	CONFERENCE	0- 2	2- 3	8- 7				
6- 4	0- 0	0- 0	HOME	0- 1	2- 0	4- 3				
3- 7	0- 0	0- 0	AWAY	0- 1	0- 2	3- 4				
1- 1	0- 0	0- 0	NEUTRAL	0- 0	0- 1	1- 0				

RPI 1-25				RPI 26-50				RPI 51-100				RPI 101+ Team's RPI: 276			
RPI	S	Opponent	Score	RPI	S	Opponent	Score	RPI	S	Opponent	Score	RPI	S	Opponent	Score
18	A	North Carolina St.	45 85	47	A	Georgia	30 45	67	A	Auburn	27 64	116	A	Virginia Tech	33 55
								87	A	Winthrop	50 55	120	A	High Point	64 75
								87	H	Winthrop	43 51	120	H	High Point	56 48
												131	A	Liberty	51 59
												131	H	Liberty	46 43
												131	N	Liberty	42 67
												169	A	Campbell	58 53
												169	H	Campbell	43 46
												240	A	Coastal Caro.	50 57
												240	H	Coastal Caro.	71 68
												243	A	Gardner-Webb	56 59
												243	H	Gardner-Webb	52 54
												253	H	N.C. Central	44 55
												258	H	Western Caro.	38 42
												299	A	UNC Asheville	47 54
												299	H	UNC Asheville	55 41
												315	A	South Carolina St.	41 43
												323	A	Charleston So.	50 68
												323	H	Charleston So.	66 55
												327	A	Longwood	66 61
												327	H	Longwood	43 46
												327	N	Longwood	54 40
												331	A	Radford	53 46
												331	H	Radford	70 45
LAST 12 Division I GAMES:															
		131	N	Liberty	42	67			131	H	Liberty	46	43		
		327	N	Longwood	54	40			327	A	Longwood	66	61		
		323	H	Charleston So.	66	55			331	A	Radford	53	46		
		240	A	Coastal Caro.	50	57			87	H	Winthrop	43	51		
		169	A	Campbell	58	53			299	H	UNC Asheville	55	41		
		120	H	High Point	56	48			243	A	Gardner-Webb	56	59		

Non-Div I Games: Truett-McConnell 83 41 Columbia (SC) 96 38

Presbyterian

Loss, Non-Conf, S Site, H Home A Away N Neutral

Average RPI Win: 241	WON-LOST	WINNING	LAST 10	STRENGTH OF	OPP. STRENGTH	TEAM	ADJ.	CONF.	ADJ CONF.
Average RPI Loss: 189	RECORD	PCT. RANK	GAMES	SCHEDULE	OF SCHEDULE	RPI	RPI	RPI	RPI
DIV. I ONLY	9- 21	279	5- 5	202	299	277	277	28	28
DIV. I NON-CONF.	1- 10	331	0- 0	117	243	291	291	27	27
TOTALS	RPI 1-25	RPI 26-50	W-L RECORDS	RPI 51-100	RPI 101-150	RPI 150+			
9- 21	0- 1	0- 0	OVERALL	0- 3	0- 3	9- 14			
5- 8	0- 1	0- 0	HOME	0- 1	0- 1	5- 5			
4- 12	0- 0	0- 0	AWAY	0- 2	0- 2	4- 8			
0- 1	0- 0	0- 0	NEUTRAL	0- 0	0- 0	0- 1			
1- 10	0- 1	0- 0	NON-CONFERENCE	0- 3	0- 3	1- 3			
0- 4	0- 1	0- 0	HOME	0- 1	0- 1	0- 1			
1- 5	0- 0	0- 0	AWAY	0- 2	0- 2	1- 1			
0- 1	0- 0	0- 0	NEUTRAL	0- 0	0- 0	0- 1			
8- 11	0- 0	0- 0	CONFERENCE	0- 0	0- 0	8- 11			
5- 4	0- 0	0- 0	HOME	0- 0	0- 0	5- 4			
3- 7	0- 0	0- 0	AWAY	0- 0	0- 0	3- 7			
0- 0	0- 0	0- 0	NEUTRAL	0- 0	0- 0	0- 0			

RPI 1-25				RPI 26-50				RPI 51-100				RPI 101+ Team's RPI: 277			
RPI	S	Opponent	Score	RPI	S	Opponent	Score	RPI	S	Opponent	Score	RPI	S	Opponent	Score
10	H	Kentucky	57 96					51	A	Rutgers	53 83	135	A	Stony Brook	51 70
								68	A	Iona	59 74	138	A	Seton Hall	61 86
								100	H	VCU	61 87	149	H	Pittsburgh	55 69
												163	A	St. Francis Brooklyn	73 62
												163	H	St. Francis Brooklyn	62 53
												168	A	Mt. St. Mary's	66 75
												168	A	Mt. St. Mary's	78 89
												168	H	Mt. St. Mary's	52 64
												174	A	Robert Morris	63 74
												174	H	Robert Morris	67 51
												189	A	Saint Francis (PA)	75 101
												189	H	Saint Francis (PA)	78 92
												199	N	Eastern Mich.	56 69
												218	A	Bryant	78 64
												218	H	Bryant	63 80
												238	A	Sacred Heart	46 63
												238	H	Sacred Heart	79 70
												282	A	Monmouth	70 57
												290	A	Central Conn. St.	75 63
												290	H	Central Conn. St.	71 80
												300	A	LIU Brooklyn	51 77
												300	H	LIU Brooklyn	71 65
												330	A	NJIT	52 58
												337	H	Vermont	70 80
												342	A	Fairleigh Dickinson	70 82
												342	H	Fairleigh Dickinson	67 48
LAST 12 Division I GAMES:															
168	A	Mt. St. Mary's	66 75	163	H	St. Francis Brooklyn	62 53								
189	A	Saint Francis (PA)	75 101	218	A	Bryant	78 64								
168	H	Mt. St. Mary's	52 64	342	A	Fairleigh Dickinson	70 82								
290	A	Central Conn. St.	75 63	174	H	Robert Morris	67 51								
300	A	LIU Brooklyn	51 77	189	H	Saint Francis (PA)	78 92								
342	H	Fairleigh Dickinson	67 48	163	A	St. Francis Brooklyn	73 62								

Non-Div I Games:

Wagner

■ Loss,
 ■ Non-Conf,
 ■ S Site,
 ■ H Home
 ■ A Away
 N Neutral

Average RPI Win: 285	WON-LOST	WINNING	LAST 10	STRENGTH OF	OPP. STRENGTH	TEAM	ADJ.	CONF.	ADJ CONF.
Average RPI Loss: 174	RECORD	PCT. RANK	GAMES	SCHEDULE	OF SCHEDULE	RPI	RPI	RPI	RPI
DIV. I ONLY	11- 20	258	2- 8	294	280	278	278	23	23
DIV. I NON-CONF.	4- 9	255	0- 0	280	265	275	275	24	24
TOTALS	RPI 1-25	RPI 26-50	W-L RECORDS	RPI 51-100	RPI 101-150	RPI 150+			
11- 20	0- 0	0- 0	OVERALL	0- 5	0- 5	11- 10			
5- 6	0- 0	0- 0	HOME	0- 2	0- 1	5- 3			
4- 11	0- 0	0- 0	AWAY	0- 2	0- 2	4- 7			
2- 3	0- 0	0- 0	NEUTRAL	0- 1	0- 2	2- 0			
4- 9	0- 0	0- 0	NON-CONFERENCE	0- 1	0- 4	4- 4			
2- 1	0- 0	0- 0	HOME	0- 0	0- 0	2- 1			
1- 6	0- 0	0- 0	AWAY	0- 1	0- 2	1- 3			
1- 2	0- 0	0- 0	NEUTRAL	0- 0	0- 2	1- 0			
7- 11	0- 0	0- 0	CONFERENCE	0- 4	0- 1	7- 6			
3- 5	0- 0	0- 0	HOME	0- 2	0- 1	3- 2			
3- 5	0- 0	0- 0	AWAY	0- 1	0- 0	3- 4			
1- 1	0- 0	0- 0	NEUTRAL	0- 1	0- 0	1- 0			

RPI S	Opponent	Score	RPI S	Opponent	Score	RPI S	Opponent	Score	RPI S	Opponent	Score	Team's RPI: 278
						51	A Rutgers	38 69	102	A Temple	58 83	
						65	A Hampton	64 76	116	A Virginia Tech	32 84	
						65	H Hampton	52 59	118	N Delaware	44 69	
						65	N Hampton	55 71	145	N Col. of Charleston	68 79	
						85	H N.C. A&T	48 69	148	H Savannah St.	49 65	
									155	A Coppin St.	70 82	
									187	A Florida A&M	42 87	
									189	A Saint Francis (PA)	85 86	
									212	A UCF	45 65	
									214	H Cornell	58 70	
									227	A New Hampshire	45 40	
									239	A Bethune-Cookman	47 45	
									244	H Jackson St.	83 63	
									253	H N.C. Central	66 61	
									253	N N.C. Central	74 59	
									297	A Norfolk St.	77 63	
									297	H Norfolk St.	74 79	
									303	A Loyola Maryland	62 72	
									314	A Morgan St.	71 66	
									314	H Morgan St.	58 59	
									319	A UMES	57 66	
									319	H UMES	77 75	
									322	A Delaware St.	61 64	
									322	H Delaware St.	70 64	
									330	H NJIT	80 73	
									340	N Wofford	63 55	
LAST 12 Division I GAMES:												
			65	N Hampton	55 71	65	H Hampton	52 59				
			253	N N.C. Central	74 59	319	A UMES	57 66				
			314	H Morgan St.	58 59	297	A Norfolk St.	77 63				
			155	A Coppin St.	70 82	65	A Hampton	64 76				
			322	A Delaware St.	61 64	85	H N.C. A&T	48 69				
			297	H Norfolk St.	74 79	253	H N.C. Central	66 61				

Non-Div I Games:

Howard

■ Loss,
 ■ Non-Conf,
 ■ S Site,
 ■ Home
 ■ A Away
 N Neutral

Average RPI Win: 273				WON-LOST		WINNING		LAST 10		STRENGTH OF		OPP. STRENGTH		TEAM		ADJ.		CONF.		ADJ CONF.	
Average RPI Loss: 160				RECORD		PCT. RANK		GAMES		SCHEDULE		OF SCHEDULE		RPI		RPI		RPI		RPI	
DIV. I ONLY				10- 20		266		3- 7		237		248		279		279		24		24	
DIV. I NON-CONF.				3- 8		269		0- 0		187		186		280		280		26		26	
TOTALS				RPI 1-25		RPI 26-50		W-L RECORDS		RPI 51-100		RPI 101-150		RPI 150+							
10- 20				0- 1		0- 0		OVERALL		0- 2		0- 9		10- 8							
7- 6				0- 0		0- 0		HOME		0- 0		0- 4		7- 2							
3- 10				0- 0		0- 0		AWAY		0- 1		0- 3		3- 6							
0- 4				0- 1		0- 0		NEUTRAL		0- 1		0- 2		0- 0							
3- 8				0- 1		0- 0		NON-CONFERENCE		0- 2		0- 2		3- 3							
3- 1				0- 0		0- 0		HOME		0- 0		0- 1		3- 0							
0- 4				0- 0		0- 0		AWAY		0- 1		0- 0		0- 3							
0- 3				0- 1		0- 0		NEUTRAL		0- 1		0- 1		0- 0							
7- 12				0- 0		0- 0		CONFERENCE		0- 0		0- 7		7- 5							
4- 5				0- 0		0- 0		HOME		0- 0		0- 3		4- 2							
3- 6				0- 0		0- 0		AWAY		0- 0		0- 3		3- 3							
0- 1				0- 0		0- 0		NEUTRAL		0- 0		0- 1		0- 0							

[illegible]

Non-Div I Games:	Louisiana Col.	92	52
------------------	----------------	----	----

La.-Monroe

Loss, Non-Conf, S Site, H Home A Away N Neutral

RPI S Opponent Score

RPI	S	Opponent	Score
333	H	Texas-Arlington	70 65

L
a
.
-
M
o
n
r
o
e

L
a
.
-
M
o
n
r
o
e

La.-Monroe

Average RPI Win:	268	WON-LOST	WINNING	LAST 10	STRENGTH OF	OPP. STRENGTH	TEAM	ADJ.	CONF.	ADJ CONF.
Average RPI Loss:	221	RECORD	PCT. RANK	GAMES	SCHEDULE	OF SCHEDULE	RPI	RPI	RPI	RPI
DIV. I ONLY	13- 14	180	7- 3	338	346	280	280	32	32	
DIV. I NON-CONF.	4- 4	148	0- 0	182	226	204	204	32	32	
TOTALS	RPI 1-25	RPI 26-50	W-L RECORDS	RPI 51-100	RPI 101-150	RPI 150+				
13- 14	0- 0	0- 1	OVERALL	0- 1	1- 0	12- 12				
8- 6	0- 0	0- 0	HOME	0- 0	1- 0	7- 6				
4- 7	0- 0	0- 1	AWAY	0- 1	0- 0	4- 5				
1- 1	0- 0	0- 0	NEUTRAL	0- 0	0- 0	1- 1				
4- 4	0- 0	0- 1	NON-CONFERENCE	0- 1	1- 0	3- 2				
3- 2	0- 0	0- 0	HOME	0- 0	1- 0	2- 2				
0- 2	0- 0	0- 1	AWAY	0- 1	0- 0	0- 0				
1- 0	0- 0	0- 0	NEUTRAL	0- 0	0- 0	1- 0				
9- 10	0- 0	0- 0	CONFERENCE	0- 0	0- 0	9- 10				
5- 4	0- 0	0- 0	HOME	0- 0	0- 0	5- 4				
4- 5	0- 0	0- 0	AWAY	0- 0	0- 0	4- 5				
0- 1	0- 0	0- 0	NEUTRAL	0- 0	0- 0	0- 1				

RPI 1-25			RPI 26-50			RPI 51-100			RPI 101+ Team's RPI: 280		
RPI	S	Opponent	Score	RPI	S	RPI	S	Opponent	Score	RPI	S
				36	A	95	A	Mississippi St.	49 75	148	H
								Savannah St.	57 52	170	A
								Southern U.	44 60	170	H
								Southern U.	73 63	183	A
								Texas Southern	65 57	183	H
								Texas Southern	74 83	187	H
								Florida A&M	64 63	188	H
								Mercer	54 59	224	A
								Prairie View	81 78	224	H
								Prairie View	47 58	224 N	
								Prairie View	61 71	244	A
								Jackson St.	64 71	244	H
								Jackson St.	51 61	250	H
								Troy	67 77	267 N	
								Brown	82 81	293	H
								Samford	44 40	302	A
								Mississippi Val.	46 55	302	H
								Mississippi Val.	54 56	309	A
								Grambling	63 66	309	H
								Grambling	78 77	326	A
								Alcorn	49 52	326	H
								Alcorn	68 59	344	A
								Alabama A&M	81 60	344	H
								Alabama A&M	92 45	347	A
								Ark.-Pine Bluff	69 51	347	H
								Ark.-Pine Bluff	70 61		
LAST 12 Division I GAMES:											
				224 N				Alcorn	68 59		
				244	H			Alabama A&M	81 60		
				309	H			Ark.-Pine Bluff	69 51		
				224	A			Mississippi Val.	46 55		
				183	A			Texas Southern	74 83		
				170	H			Prairie View	47 58		

Non-Div I Games: Stillman 80 52 Mobile 69 57 Bluefield Col. 64 49

Alabama St.

Loss, Non-Conf, S Site, H Home A Away N Neutral

George Mason

Through Games Of March 16, 2014

Average RPI Win:	286	WON-LOST	WINNING	LAST 10	STRENGTH OF	OPP. STRENGTH	TEAM	ADJ.	CONF.	ADJ CONF.
Average RPI Loss:	130	RECORD	PCT. RANK	GAMES	SCHEDULE	OF SCHEDULE	RPI	RPI	RPI	RPI
DIV. I ONLY	8- 23	300	2- 8	200	146	281	281	9	9	
DIV. I NON-CONF.	6- 7	165	0- 0	317	344	229	229	9	9	
TOTALS	RPI 1-25	RPI 26-50	W-L RECORDS	RPI 51-100	RPI 101-150	RPI 150+				
8- 23	0- 4	0- 1	OVERALL	0- 7	0- 4	8- 7				
5- 7	0- 2	0- 0	HOME	0- 2	0- 1	5- 2				
2- 15	0- 1	0- 1	AWAY	0- 5	0- 3	2- 5				
1- 1	0- 1	0- 0	NEUTRAL	0- 0	0- 0	1- 0				
6- 7	0- 0	0- 0	NON-CONFERENCE	0- 2	0- 2	6- 3				
4- 0	0- 0	0- 0	HOME	0- 0	0- 0	4- 0				
2- 7	0- 0	0- 0	AWAY	0- 2	0- 2	2- 3				
0- 0	0- 0	0- 0	NEUTRAL	0- 0	0- 0	0- 0				
2- 16	0- 4	0- 1	CONFERENCE	0- 5	0- 2	2- 4				
1- 7	0- 2	0- 0	HOME	0- 2	0- 1	1- 2				
0- 8	0- 1	0- 1	AWAY	0- 3	0- 1	0- 2				
1- 1	0- 1	0- 0	NEUTRAL	0- 0	0- 0	1- 0				

RPI S	Opponent	Score	RPI S	Opponent	Score	RPI S	Opponent	Score	RPI S	Opponent	Score	Team's RPI: 281
16 A	Dayton	81 103	37 A	Fordham	52 71	62 A	St. Bonaventure	53 57	124 A	Richmond	64 67	
16 H	Dayton	64 91				72 A	George Washington	56 72	124 H	Richmond	63 74	
22 H	Saint Joseph's	75 89				72 H	George Washington	68 94	143 A	UAB	64 67	
22 N	Saint Joseph's	55 89				76 A	Akron	70 88	145 A	Col. of Charleston	64 66	
						79 H	Duquesne	45 64	162 A	La Salle	60 66	
						94 A	East Carolina	66 75	162 H	La Salle	50 65	
						100 A	VCU	86 112	189 H	Saint Francis (PA)	97 62	
									210 H	Saint Louis	62 65	
									221 H	Towson	60 58	
									287 A	East Tenn. St.	76 87	
									294 A	Ga. Southern	85 64	
									295 A	Morehead St.	74 67	
									313 H	Massachusetts	101 73	
									313 N	Massachusetts	85 75	
									319 A	UMES	91 93	
									322 A	Delaware St.	83 90	
									327 H	Longwood	66 65	
									334 A	Rhode Island	40 59	
									338 H	Utah Valley	82 64	
LAST 12 Division I GAMES:												
22 N	Saint Joseph's	55 89	313 H	Massachusetts	101 73							
313 N	Massachusetts	85 75	210 H	Saint Louis	62 65							
124 H	Richmond	63 74	162 A	La Salle	60 66							
37 A	Fordham	52 71	16 A	Dayton	81 103							
62 A	St. Bonaventure	53 57	79 H	Duquesne	45 64							
22 H	Saint Joseph's	75 89	100 A	VCU	86 112							

Non-Div I Games:

George Mason

■ Loss,
 ■ Non-Conf,
 ■ S Site,
 ■ H Home
 ■ A Away
 N Neutral

Average RPI Win: 262	WON-LOST	WINNING	LAST 10	STRENGTH OF	OPP. STRENGTH	TEAM	ADJ.	CONF.	ADJ CONF.
Average RPI Loss: 154	RECORD	PCT. RANK	GAMES	SCHEDULE	OF SCHEDULE	RPI	RPI	RPI	RPI
DIV. I ONLY	8- 25	303	2- 8	138	221	282	282	16	16
DIV. I NON-CONF.	1- 10	331	0- 0	64	279	297	297	15	15
TOTALS	RPI 1-25	RPI 26-50	W-L RECORDS	RPI 51-100	RPI 101-150	RPI 150+			
8- 25	0- 1	0- 3	OVERALL	0- 6	1- 3	7- 12			
5- 9	0- 0	0- 1	HOME	0- 2	1- 0	4- 6			
2- 11	0- 1	0- 1	AWAY	0- 2	0- 3	2- 4			
1- 5	0- 0	0- 1	NEUTRAL	0- 2	0- 0	1- 2			
1- 10	0- 1	0- 1	NON-CONFERENCE	0- 1	0- 2	1- 5			
1- 3	0- 0	0- 0	HOME	0- 0	0- 0	1- 3			
0- 3	0- 1	0- 0	AWAY	0- 0	0- 2	0- 0			
0- 4	0- 0	0- 1	NEUTRAL	0- 1	0- 0	0- 2			
7- 15	0- 0	0- 2	CONFERENCE	0- 5	1- 1	6- 7			
4- 6	0- 0	0- 1	HOME	0- 2	1- 0	3- 3			
2- 8	0- 0	0- 1	AWAY	0- 2	0- 1	2- 4			
1- 1	0- 0	0- 0	NEUTRAL	0- 1	0- 0	1- 0			

RPI 1-25				RPI 26-50				RPI 51-100				RPI 101+ Team's RPI: 282			
RPI	S	Opponent	Score	RPI	S	Opponent	Score	RPI	S	Opponent	Score	RPI	S	Opponent	Score
2	A	UConn	46 100	32	N	Bowling Green	48 71	62	N	St. Bonaventure	55 61	113	A	Fairfield	50 60
				41	A	Marist	52 83	68	A	Iona	59 60	113	H	Fairfield	62 57
				41	H	Marist	40 65	68	H	Iona	77 86	118	A	Delaware	58 72
								68	N	Iona	56 71	135	A	Stony Brook	52 69
								69	A	Quinnipiac	50 83	199	N	Eastern Mich.	53 64
								69	H	Quinnipiac	67 83	202	H	Yale	55 64
												204	N	Boston U.	43 52
												219	A	Rider	64 74
												219	H	Rider	53 64
												225	A	Canisius	52 60
												225	H	Canisius	64 56
												262	A	Niagara	45 48
												262	H	Niagara	57 85
												262	N	Niagara	66 62
												266	A	Manhattan	59 65
												266	H	Manhattan	75 70
												277	H	Wagner	57 70
												291	A	Siena	64 49
												291	H	Siena	80 57
												300	H	LIU Brooklyn	52 67
												319	H	UMES	67 65
												332	A	Saint Peter's	52 41
												332	H	Saint Peter's	63 68
LAST 12 Division I GAMES:															
				68	N	Iona	56 71	69	A	Quinnipiac	50 83				
				262	N	Niagara	66 62	68	A	Iona	59 60				
				291	H	Siena	80 57	69	H	Quinnipiac	67 83				
				41	A	Marist	52 83	113	A	Fairfield	50 60				
				262	H	Niagara	57 85	41	H	Marist	40 65				
				219	A	Rider	64 74	332	A	Saint Peter's	52 41				

Non-Div I Games:

Monmouth

■ Loss,
 ■ Non-Conf,
 ■ S Site,
 ■ Home
 ■ A Away
 N Neutral

Bradley

Through Games Of March 16, 2014

Average RPI Win:	253	WON-LOST	WINNING	LAST 10	STRENGTH OF	OPP. STRENGTH	TEAM	ADJ.	CONF.	ADJ CONF.
Average RPI Loss:	155	RECORD	PCT. RANK	GAMES	SCHEDULE	OF SCHEDULE	RPI	RPI	RPI	RPI
DIV. I ONLY	8- 22	293	3- 7	193	184	283	283	19	19	
DIV. I NON-CONF.	3- 8	269	0- 0	114	131	228	228	18	18	
TOTALS	RPI 1-25	RPI 26-50	W-L RECORDS	RPI 51-100	RPI 101-150	RPI 150+				
8- 22	0- 2	0- 0	OVERALL	0- 4	0- 6	8- 10				
4- 10	0- 1	0- 0	HOME	0- 2	0- 3	4- 4				
3- 11	0- 1	0- 0	AWAY	0- 2	0- 3	3- 5				
1- 1	0- 0	0- 0	NEUTRAL	0- 0	0- 0	1- 1				
3- 8	0- 2	0- 0	NON-CONFERENCE	0- 2	0- 2	3- 2				
1- 4	0- 1	0- 0	HOME	0- 1	0- 1	1- 1				
1- 4	0- 1	0- 0	AWAY	0- 1	0- 1	1- 1				
1- 0	0- 0	0- 0	NEUTRAL	0- 0	0- 0	1- 0				
5- 14	0- 0	0- 0	CONFERENCE	0- 2	0- 4	5- 8				
3- 6	0- 0	0- 0	HOME	0- 1	0- 2	3- 3				
2- 7	0- 0	0- 0	AWAY	0- 1	0- 2	2- 4				
0- 1	0- 0	0- 0	NEUTRAL	0- 0	0- 0	0- 1				

RPI	S	Opponent	Score	RPI	S	Opponent	Score	RPI	S	Opponent	Score	RPI	S	Opponent	Score	Team's RPI: 283
10	A	Kentucky	77 117					57	H	South Fla.	63 87	104	A	Missouri	55 126	
25	H	DePaul	67 91					83	A	Wichita St.	54 67	119	A	Indiana St.	60 73	
								83	H	Wichita St.	72 74	119	H	Indiana St.	67 80	
								91	A	Wright St.	71 87	135	H	Stony Brook	79 83	
												144	A	UNI	65 78	
												144	H	UNI	77 81	
												167	A	Drake	77 97	
												167	H	Drake	71 94	
												180	H	Illinois	98 92	
												193	A	Missouri St.	72 78	
												193	H	Missouri St.	56 85	
												206	A	Evansville	77 76	
												206	H	Evansville	55 73	
												216	A	Illinois St.	59 58	
												216	H	Illinois St.	64 62	
												226	A	Northern Ill.	60 63	
												255	A	Loyola Chicago	63 73	
												255	H	Loyola Chicago	54 49	
												255	N	Loyola Chicago	69 75	
												298	H	Eastern Ill.	67 71	
												306	N	Lipscomb	87 85	
												311	A	Southeast Mo. St.	72 68	
												335	A	Southern Ill.	96 100	
												335	H	Southern Ill.	86 68	
LAST 12 Division I GAMES:																
255	N	Loyola Chicago	69 75	167	H	Drake	71 94									
335	H	Southern Ill.	86 68	255	H	Loyola Chicago	54 49									
206	H	Evansville	55 73	193	A	Missouri St.	72 78									
119	A	Indiana St.	60 73	83	A	Wichita St.	54 67									
216	A	Illinois St.	59 58	216	H	Illinois St.	64 62									
144	H	UNI	77 81	119	H	Indiana St.	67 80									

Non-Div I Games:

Bradley

■ Loss,
■ Non-Conf,
■ S Site,
■ H Home
■ A Away
N Neutral

William & Mary

Through Games Of March 16, 2014

Average RPI Win:	228	WON-LOST	WINNING	LAST 10	STRENGTH OF	OPP. STRENGTH	TEAM	ADJ.	CONF.	ADJ CONF.
Average RPI Loss:	148	RECORD	PCT. RANK	GAMES	SCHEDULE	OF SCHEDULE	RPI	RPI	RPI	RPI
DIV. I ONLY	8- 21	290	3- 7	183	164	284	284	13	13	
DIV. I NON-CONF.	3- 9	280	0- 0	127	251	256	256	12	12	
TOTALS	RPI 1-25	RPI 26-50	W-L RECORDS	RPI 51-100	RPI 101-150	RPI 150+				
8- 21	0- 0	0- 3	OVERALL	0- 3	2- 7	6- 8				
5- 8	0- 0	0- 1	HOME	0- 1	1- 4	4- 2				
1- 11	0- 0	0- 2	AWAY	0- 2	1- 2	0- 5				
2- 2	0- 0	0- 0	NEUTRAL	0- 0	0- 1	2- 1				
3- 9	0- 0	0- 1	NON-CONFERENCE	0- 3	0- 3	3- 2				
1- 4	0- 0	0- 0	HOME	0- 1	0- 2	1- 1				
0- 4	0- 0	0- 1	AWAY	0- 2	0- 0	0- 1				
2- 1	0- 0	0- 0	NEUTRAL	0- 0	0- 1	2- 0				
5- 12	0- 0	0- 2	CONFERENCE	0- 0	2- 4	3- 6				
4- 4	0- 0	0- 1	HOME	0- 0	1- 2	3- 1				
1- 7	0- 0	0- 1	AWAY	0- 0	1- 2	0- 4				
0- 1	0- 0	0- 0	NEUTRAL	0- 0	0- 0	0- 1				

RPI S	Opponent	Score	RPI S	Opponent	Score	RPI S	Opponent	Score	RPI S	Opponent	Score	Team's RPI: 284
42	A Iowa St.	65 85	85	H N.C. A&T	58 60	110	N Green Bay	44 90				
45	A James Madison	42 83	87	A Winthrop	71 84	117	A Drexel	42 66				
45	H James Madison	48 72	94	A East Carolina	57 69	117	H Drexel	49 89				
						118	A Delaware	68 64				
						118	H Delaware	39 57				
						120	H High Point	60 61				
						130	H Old Dominion	49 60				
						145	A Col. of Charleston	65 101				
						145	H Col. of Charleston	81 76				
						162	H La Salle	59 73				
						179	A Hofstra	56 66				
						179	H Hofstra	77 80				
						200	A Northeastern	57 78				
						200	H Northeastern	67 50				
						210	N Saint Louis	66 56				
						221	A Towson	69 75				
						221	H Towson	69 60				
						288	A UNC Wilmington	59 60				
						288	H UNC Wilmington	97 44				
						288	N UNC Wilmington	65 67				
						313	N Massachusetts	96 88				
						327	A Longwood	52 59				
						331	H Radford	67 53				
LAST 12 Division I GAMES:												
288	N UNC Wilmington	65 67	288	H UNC Wilmington	97 44							
179	H Hofstra	77 80	200	A Northeastern	57 78							
45	A James Madison	42 83	179	A Hofstra	56 66							
200	H Northeastern	67 50	45	H James Madison	48 72							
118	A Delaware	68 64	145	H Col. of Charleston	81 76							
221	A Towson	69 75	117	A Drexel	42 66							

Non-Div I Games:

William & Mary

Loss, Non-Conf, S Site, H Home A Away N Neutral

Average RPI Win:	263	WON-LOST	WINNING	LAST 10	STRENGTH OF	OPP. STRENGTH	TEAM	ADJ.	CONF.	ADJ CONF.
Average RPI Loss:	181	RECORD	PCT. RANK	GAMES	SCHEDULE	OF SCHEDULE	RPI	RPI	RPI	RPI
DIV. I ONLY	10- 20	266	4- 6	247	314	285	285	29	29	
DIV. I NON-CONF.	2- 10	306	0- 0	213	230	317	317	28	28	
TOTALS	RPI 1-25	RPI 26-50	W-L RECORDS	RPI 51-100	RPI 101-150	RPI 150+				
10- 20	0- 0	0- 0	OVERALL	0- 5	1- 3	9- 12				
7- 5	0- 0	0- 0	HOME	0- 2	1- 0	6- 3				
2- 13	0- 0	0- 0	AWAY	0- 2	0- 2	2- 8				
1- 2	0- 0	0- 0	NEUTRAL	0- 1	0- 1	1- 0				
2- 10	0- 0	0- 0	NON-CONFERENCE	0- 2	0- 2	2- 6				
2- 2	0- 0	0- 0	HOME	0- 1	0- 0	2- 1				
0- 7	0- 0	0- 0	AWAY	0- 1	0- 1	0- 5				
0- 1	0- 0	0- 0	NEUTRAL	0- 0	0- 1	0- 0				
8- 10	0- 0	0- 0	CONFERENCE	0- 3	1- 1	7- 6				
5- 3	0- 0	0- 0	HOME	0- 1	1- 0	4- 2				
2- 6	0- 0	0- 0	AWAY	0- 1	0- 1	2- 4				
1- 1	0- 0	0- 0	NEUTRAL	0- 1	0- 0	1- 0				

RPI 1-25			RPI 26-50			RPI 51-100			RPI 101+ Team's RPI: 285		
RPI	S	Opponent	Score	RPI	S	Opponent	Score	RPI	S	Opponent	Score
						59 A UTEP	69 94	122 A Cal Poly		64 72	
						59 H UTEP	61 80	141 N Northwestern St.		63 73	
						87 A Idaho	51 79	146 A Grand Canyon		56 66	
						87 H Idaho	66 75	146 H Grand Canyon		66 63	
						87 N Idaho	65 75	160 A Bakersfield		63 86	
								160 H Bakersfield		90 96	
								171 A UC Irvine		52 75	
								186 A UTSA		56 65	
								190 H Boise St.		98 68	
								223 A Cal St. Fullerton		52 63	
								226 H Northern Ill.		77 73	
								229 A Seattle		51 61	
								229 H Seattle		86 81	
								232 A Loyola Marymount		64 81	
								248 A Tex.-Pan American		61 66	
								248 H Tex.-Pan American		83 71	
								248 N Tex.-Pan American		86 74	
								275 A New Mexico		55 65	
								296 H Milwaukee		81 84	
								308 A UMKC		84 92	
								308 H UMKC		106 77	
								338 A Utah Valley		83 78	
								338 H Utah Valley		81 87	
								346 A Chicago St.		74 64	
								346 H Chicago St.		82 61	
LAST 12 Division I GAMES:											
						87 N Idaho	65 75	346 A Chicago St.		74 64	
						248 N Tex.-Pan American	86 74	308 A UMKC		84 92	
						146 A Grand Canyon	56 66	229 H Seattle		86 81	
						160 H Bakersfield	90 96	87 H Idaho		66 75	
						338 H Utah Valley	81 87	338 A Utah Valley		83 78	
						248 H Tex.-Pan American	83 71	160 A Bakersfield		63 86	

Non-Div I Games: Eastern N.M. 88 56

New Mexico St.

■ Loss,
 ■ Non-Conf, S Site,
 ■ Home
 ■ Away
 N Neutral

Average RPI Win:	282	WON-LOST	WINNING	LAST 10	STRENGTH OF	OPP. STRENGTH	TEAM	ADJ.	CONF.	ADJ CONF.
Average RPI Loss:	208	RECORD	PCT. RANK	GAMES	SCHEDULE	OF SCHEDULE	RPI	RPI	RPI	RPI
DIV. I ONLY	14- 18	204	6- 4	335	317	286	286	30	30	
DIV. I NON-CONF.	4- 9	255	0- 0	325	283	316	316	30	30	
TOTALS	RPI 1-25	RPI 26-50	W-L RECORDS	RPI 51-100	RPI 101-150	RPI 150+				
14- 18	0- 0	0- 1	OVERALL	0- 3	0- 0	14- 14				
8- 6	0- 0	0- 1	HOME	0- 1	0- 0	8- 4				
4- 10	0- 0	0- 0	AWAY	0- 1	0- 0	4- 9				
2- 2	0- 0	0- 0	NEUTRAL	0- 1	0- 0	2- 1				
4- 9	0- 0	0- 1	NON-CONFERENCE	0- 2	0- 0	4- 6				
2- 4	0- 0	0- 1	HOME	0- 0	0- 0	2- 3				
2- 4	0- 0	0- 0	AWAY	0- 1	0- 0	2- 3				
0- 1	0- 0	0- 0	NEUTRAL	0- 1	0- 0	0- 0				
10- 9	0- 0	0- 0	CONFERENCE	0- 1	0- 0	10- 8				
6- 2	0- 0	0- 0	HOME	0- 1	0- 0	6- 1				
2- 6	0- 0	0- 0	AWAY	0- 0	0- 0	2- 6				
2- 1	0- 0	0- 0	NEUTRAL	0- 0	0- 0	2- 1				

RPI S	Opponent	Score	RPI S	Opponent	Score	RPI S	Opponent	Score	RPI S	Opponent	Score	Team's RPI: 286
44	H Chattanooga	53 68	67	A Auburn	49 66	157	A Ole Miss	62 83				
			72	N George Washington	71 100	188	H Mercer	54 60				
			75	H UT Martin	75 88	196	A Belmont	50 92				
						196	H Belmont	71 69				
						196	N Belmont	50 65				
						215	H Central Ark.	54 58				
						249	A Eastern Ky.	61 68				
						249	H Eastern Ky.	79 62				
						252	A Tennessee Tech	67 72				
						252	H Tennessee Tech	74 67				
						252	N Tennessee Tech	57 56				
						261	A Georgia St.	63 65				
						263	A Austin Peay	69 65				
						264	A Tennessee St.	76 78				
						264	H Tennessee St.	84 76				
						292	H SIU Edwardsville	71 68				
						292	N SIU Edwardsville	71 59				
						293	A Samford	60 54				
						294	A Ga. Southern	50 63				
						295	A Morehead St.	53 73				
						295	H Morehead St.	43 45				
						298	H Eastern Ill.	61 46				
						306	H Lipscomb	76 86				
						311	A Southeast Mo. St.	48 59				
						312	A Murray St.	78 76				
						315	H South Carolina St.	73 63				
LAST 12 Division I GAMES:												
			196	N Belmont	50 65	249	H Eastern Ky.	79 62				
			252	N Tennessee Tech	57 56	252	H Tennessee Tech	74 67				
			292	N SIU Edwardsville	71 59	295	A Morehead St.	53 73				
			196	H Belmont	71 69	263	A Austin Peay	69 65				
			311	A Southeast Mo. St.	48 59	312	A Murray St.	78 76				
			295	H Morehead St.	43 45	264	H Tennessee St.	84 76				

Non-Div I Games:

Jacksonville St.

■ Loss,
 ■ Non-Conf,
 ■ S Site,
 ■ Home
 ■ A Away
 N Neutral

J
a
c
k
s
o
n
v
i
l
l
e
s
t
.

RPI S Jacksonville St.
Opponent Score

Through Games Of March 16, 2014

RPI	S	Opponent	Score
324	H	Kennesaw St.	78 65
345	A	New Orleans	54 51

J
a
c
k
s
o
n
v
i
l
l
e
s
t
.

Jacksonville St.
S
t
.

Average RPI Win:	290	WON-LOST	WINNING	LAST 10	STRENGTH OF	OPP. STRENGTH	TEAM	ADJ.	CONF.	ADJ CONF.
Average RPI Loss:	150	RECORD	PCT. RANK	GAMES	SCHEDULE	OF SCHEDULE	RPI	RPI	RPI	RPI
DIV. I ONLY	9- 21	279	2- 8	222	245	287	287	20	20	
DIV. I NON-CONF.	4- 7	229	0- 0	171	264	240	240	20	20	
TOTALS	RPI 1-25	RPI 26-50	W-L RECORDS	RPI 51-100	RPI 101-150	RPI 150+				
9- 21	0- 1	0- 2	OVERALL	0- 4	1- 0	8- 14				
6- 9	0- 0	0- 1	HOME	0- 2	1- 0	5- 6				
3- 12	0- 1	0- 1	AWAY	0- 2	0- 0	3- 8				
0- 0	0- 0	0- 0	NEUTRAL	0- 0	0- 0	0- 0				
4- 7	0- 1	0- 2	NON-CONFERENCE	0- 0	1- 0	3- 4				
3- 3	0- 0	0- 1	HOME	0- 0	1- 0	2- 2				
1- 4	0- 1	0- 1	AWAY	0- 0	0- 0	1- 2				
0- 0	0- 0	0- 0	NEUTRAL	0- 0	0- 0	0- 0				
5- 14	0- 0	0- 0	CONFERENCE	0- 4	0- 0	5- 10				
3- 6	0- 0	0- 0	HOME	0- 2	0- 0	3- 4				
2- 8	0- 0	0- 0	AWAY	0- 2	0- 0	2- 6				
0- 0	0- 0	0- 0	NEUTRAL	0- 0	0- 0	0- 0				

RPI 1-25					RPI 26-50					RPI 51-100					RPI 101+					Team's RPI: 287	
RPI	S	Opponent	Score		RPI	S	Opponent	Score		RPI	S	Opponent	Score		RPI	S	Opponent	Score			
10	A	Kentucky	56	73	43	A	Vanderbilt	71	92	54	A	FGCU	58	73	119	H	Indiana St.	75	67		
					44	H	Chattanooga	61	70	54	H	FGCU	45	70	153	A	Northern Ky.	50	58		
										60	A	Stetson	62	91	153	H	Northern Ky.	63	73		
										60	H	Stetson	55	80	158	A	USC Upstate	66	76		
															158	A	USC Upstate	60	69		
															158	H	USC Upstate	62	63		
															181	A	Memphis	74	77		
															188	A	Mercer	50	80		
															188	H	Mercer	52	57		
															189	H	Saint Francis (PA)	79	92		
															222	A	Jacksonville	56	73		
															222	H	Jacksonville	57	62		
															235	A	Appalachian St.	81	72		
															258	A	Western Caro.	56	58		
															281	H	George Mason	87	76		
															295	H	Morehead St.	69	77		
															306	A	Lipscomb	74	76		
															306	H	Lipscomb	78	75		
															324	A	Kennesaw St.	63	60		
															324	H	Kennesaw St.	74	68		
															339	A	North Florida	72	57		
															339	H	North Florida	76	41		
															344	H	Alabama A&M	82	65		
LAST 12 Division I GAMES:																					
158	A	USC Upstate	66	76	324	A	Kennesaw St.	63	60												
153	A	Northern Ky.	50	58	158	A	USC Upstate	60	69												
306	A	Lipscomb	74	76	60	H	Stetson	55	80												
339	H	North Florida	76	41	54	H	FGCU	45	70												
222	H	Jacksonville	57	62	339	A	North Florida	72	57												
188	A	Mercer	50	80	222	A	Jacksonville	56	73												

Non-Div I Games:

East Tenn. St.

■ Loss,
■ Non-Conf,
■ S Site,
■ H Home
■ A Away
N Neutral

UNC Wilmington

Through Games Of March 16, 2014

Average RPI Win:	233	WON-LOST	WINNING	LAST 10	STRENGTH OF	OPP. STRENGTH	TEAM	ADJ.	CONF.	ADJ CONF.
Average RPI Loss:	130	RECORD	PCT. RANK	GAMES	SCHEDULE	OF SCHEDULE	RPI	RPI	RPI	RPI
DIV. I ONLY	5- 27	335	2- 8	98	115	288	288	13	13	
DIV. I NON-CONF.	1- 13	337	0- 0	52	65	276	276	12	12	
TOTALS	RPI 1-25	RPI 26-50	W-L RECORDS	RPI 51-100	RPI 101-150	RPI 150+				
5- 27	0- 2	0- 4	OVERALL	0- 0	0- 12	5- 9				
3- 11	0- 0	0- 1	HOME	0- 0	0- 5	3- 5				
1- 12	0- 1	0- 1	AWAY	0- 0	0- 6	1- 4				
1- 4	0- 1	0- 2	NEUTRAL	0- 0	0- 1	1- 0				
1- 13	0- 2	0- 1	NON-CONFERENCE	0- 0	0- 6	1- 4				
1- 5	0- 0	0- 0	HOME	0- 0	0- 2	1- 3				
0- 5	0- 1	0- 0	AWAY	0- 0	0- 3	0- 1				
0- 3	0- 1	0- 1	NEUTRAL	0- 0	0- 1	0- 0				
4- 14	0- 0	0- 3	CONFERENCE	0- 0	0- 6	4- 5				
2- 6	0- 0	0- 1	HOME	0- 0	0- 3	2- 2				
1- 7	0- 0	0- 1	AWAY	0- 0	0- 3	1- 3				
1- 1	0- 0	0- 1	NEUTRAL	0- 0	0- 0	1- 0				

RPI 1-25				RPI 26-50				RPI 51-100				RPI 101+ Team's RPI: 288			
RPI	S	Opponent	Score	RPI	S	Opponent	Score	RPI	S	Opponent	Score	RPI	S	Opponent	Score
1	A	Notre Dame	50 99	34	N	Southern California	59 85					105	H	Tulane	50 55
23	N	Iowa	65 102	45	A	James Madison	43 92					115	A	Wake Forest	44 68
				45	H	James Madison	41 77					117	A	Drexel	45 56
				45	N	James Madison	56 69					117	H	Drexel	43 57
												118	A	Delaware	44 65
												118	H	Delaware	50 70
												124	A	Richmond	49 64
												127	A	Charlotte	57 78
												129	N	Boston College	54 75
												131	H	Liberty	55 64
												145	A	Col. of Charleston	77 85
												145	H	Col. of Charleston	53 67
												153	H	Northern Ky.	65 62
												169	A	Campbell	53 67
												179	A	Hofstra	43 55
												179	H	Hofstra	55 64
												184	H	Elon	64 75
												192	H	Fla. Atlantic	64 81
												200	A	Northeastern	44 56
												200	H	Northeastern	50 64
												221	A	Towson	54 53
												221	H	Towson	60 59
												235	H	Appalachian St.	47 54
												284	A	William & Mary	44 97
												284	H	William & Mary	60 59
												284	N	William & Mary	67 65
LAST 12 Division I GAMES:															
				45	N	James Madison	56 69	284	A	William & Mary	44 97				
				284	N	William & Mary	67 65	45	A	James Madison	43 92				
				145	A	Col. of Charleston	77 85	117	H	Drexel	43 57				
				117	A	Drexel	45 56	118	H	Delaware	50 70				
				221	H	Towson	60 59	200	A	Northeastern	44 56				
				145	H	Col. of Charleston	53 67	179	A	Hofstra	43 55				

Non-Div I Games:

UNC Wilmington

■ Loss,
 ■ Non-Conf, S Site,
 ■ Home
 ■ Away
 N Neutral

Average RPI Win:	257	WON-LOST	WINNING	LAST 10	STRENGTH OF	OPP. STRENGTH	TEAM	ADJ.	CONF.	ADJ CONF.
Average RPI Loss:	163	RECORD	PCT. RANK	GAMES	SCHEDULE	OF SCHEDULE	RPI	RPI	RPI	RPI
DIV. I ONLY	9- 20	274	3- 7	297	181	289	289	14	14	
DIV. I NON-CONF.	3- 6	242	0- 0	343	273	315	315	17	17	
TOTALS	RPI 1-25	RPI 26-50	W-L RECORDS	RPI 51-100	RPI 101-150	RPI 150+				
9- 20	0- 0	0- 0	OVERALL	1- 4	0- 6	8- 10				
4- 9	0- 0	0- 0	HOME	1- 1	0- 3	3- 5				
5- 11	0- 0	0- 0	AWAY	0- 3	0- 3	5- 5				
0- 0	0- 0	0- 0	NEUTRAL	0- 0	0- 0	0- 0				
3- 6	0- 0	0- 0	NON-CONFERENCE	0- 1	0- 2	3- 3				
1- 2	0- 0	0- 0	HOME	0- 0	0- 1	1- 1				
2- 4	0- 0	0- 0	AWAY	0- 1	0- 1	2- 2				
0- 0	0- 0	0- 0	NEUTRAL	0- 0	0- 0	0- 0				
6- 14	0- 0	0- 0	CONFERENCE	1- 3	0- 4	5- 7				
3- 7	0- 0	0- 0	HOME	1- 1	0- 2	2- 4				
3- 7	0- 0	0- 0	AWAY	0- 2	0- 2	3- 3				
0- 0	0- 0	0- 0	NEUTRAL	0- 0	0- 0	0- 0				

RPI 1-25				RPI 26-50				RPI 51-100				RPI 101+				Team's RPI: 289	
RPI	S	Opponent	Score	RPI	S	Opponent	Score	RPI	S	Opponent	Score	RPI	S	Opponent	Score		
								59	A	UTEP	43	92	101	A	Montana	66	83
								80	A	North Dakota	41	71	101	H	Montana	67	87
								80	H	North Dakota	83	91	109	H	Hawaii	66	74
								98	A	Southern Utah	59	93	133	A	Sacramento St.	79	104
								98	H	Southern Utah	82	77	133	H	Sacramento St.	91	99
													147	A	Cal St. Northridge	52	64
													151	A	Eastern Wash.	68	92
													151	H	Eastern Wash.	86	78
													176	A	Idaho St.	72	82
													176	H	Idaho St.	65	72
													194	A	Montana St.	85	99
													194	H	Montana St.	72	80
													220	A	Northern Colo.	86	70
													220	H	Northern Colo.	82	86
													232	A	Loyola Marymount	58	79
													268	A	Pepperdine	51	74
													272	A	Portland St.	88	67
													272	H	Portland St.	84	61
													300	H	LIU Brooklyn	72	78
													310	A	Weber St.	96	87
													310	H	Weber St.	73	74
													317	A	UC Santa Barbara	79	56
													333	H	Texas-Arlington	85	65
													338	A	Utah Valley	80	66
LAST 12 Division I GAMES:																	
				101	A	Montana	66	83		151	H	Eastern Wash.	86	78			
				194	A	Montana St.	85	99		272	H	Portland St.	84	61			
				310	H	Weber St.	73	74		98	A	Southern Utah	59	93			
				176	H	Idaho St.	65	72		133	H	Sacramento St.	91	99			
				220	A	Northern Colo.	86	70		176	A	Idaho St.	72	82			
				80	A	North Dakota	41	71		310	A	Weber St.	96	87			

Non-Div I Games:

Northern Ariz.

■ Loss,
 ■ Non-Conf,
 ■ S Site,
 ■ Home
 ■ A Away
 N Neutral

Average RPI Win:	270	WON-LOST	WINNING	LAST 10	STRENGTH OF	OPP. STRENGTH	TEAM	ADJ.	CONF.	ADJ CONF.
Average RPI Loss:	202	RECORD	PCT. RANK	GAMES	SCHEDULE	OF SCHEDULE	RPI	RPI	RPI	RPI
DIV. I ONLY	11- 17	235	2- 8	326	303	290	290	28	28	
DIV. I NON-CONF.	6- 4	114	0- 0	316	296	181	181	27	27	
TOTALS	RPI 1-25	RPI 26-50	W-L RECORDS	RPI 51-100	RPI 101-150	RPI 150+				
11- 17	0- 0	0- 0	OVERALL	0- 1	0- 0	11- 16				
7- 6	0- 0	0- 0	HOME	0- 0	0- 0	7- 6				
4- 11	0- 0	0- 0	AWAY	0- 1	0- 0	4- 10				
0- 0	0- 0	0- 0	NEUTRAL	0- 0	0- 0	0- 0				
6- 4	0- 0	0- 0	NON-CONFERENCE	0- 1	0- 0	6- 3				
4- 0	0- 0	0- 0	HOME	0- 0	0- 0	4- 0				
2- 4	0- 0	0- 0	AWAY	0- 1	0- 0	2- 3				
0- 0	0- 0	0- 0	NEUTRAL	0- 0	0- 0	0- 0				
5- 13	0- 0	0- 0	CONFERENCE	0- 0	0- 0	5- 13				
3- 6	0- 0	0- 0	HOME	0- 0	0- 0	3- 6				
2- 7	0- 0	0- 0	AWAY	0- 0	0- 0	2- 7				
0- 0	0- 0	0- 0	NEUTRAL	0- 0	0- 0	0- 0				

RPI 1-25			RPI 26-50			RPI 51-100			RPI 101+			Team's RPI: 290
RPI	S	Opponent	Score	RPI	S	Opponent	Score	RPI	S	Opponent	Score	
						57 A South Fla.	47 81	162 A La Salle		60 71		
								163 A St. Francis Brooklyn		50 71		
								163 H St. Francis Brooklyn		71 66		
								168 A Mt. St. Mary's		55 69		
								168 H Mt. St. Mary's		62 64		
								174 A Robert Morris		49 66		
								174 H Robert Morris		59 61		
								179 H Hofstra		64 62		
								189 A Saint Francis (PA)		83 88		
								189 H Saint Francis (PA)		97 106		
								212 A UCF		51 65		
								218 A Bryant		50 81		
								218 H Bryant		65 72		
								219 A Rider		58 61		
								227 H New Hampshire		53 52		
								237 A Hartford		82 50		
								238 A Sacred Heart		59 77		
								238 H Sacred Heart		63 53		
								277 A Wagner		80 71		
								277 H Wagner		63 75		
								291 H Siena		70 53		
								300 A LIU Brooklyn		51 60		
								300 H LIU Brooklyn		48 59		
								334 H Rhode Island		65 58		
								337 A Vermont		82 68		
								342 A Fairleigh Dickinson		62 61		
LAST 12 Division I GAMES:												
218	H	Bryant	65 72	300	H	LIU Brooklyn	48 59					
342	A	Fairleigh Dickinson	62 61	218	A	Bryant	50 81					
277	H	Wagner	63 75	168	A	Mt. St. Mary's	55 69					
238	H	Sacred Heart	63 53	163	A	St. Francis Brooklyn	50 71					
189	A	Saint Francis (PA)	83 88	168	H	Mt. St. Mary's	62 64					
174	A	Robert Morris	49 66	163	H	St. Francis Brooklyn	71 66					

Non-Div I Games:

Central Conn. St.

■ Loss,
 ■ Non-Conf, S Site,
 ■ Home
 ■ Away
 N Neutral

RPI	S	Opponent	Score
342	H	Fairleigh Dickinson	72 67

Central Conn. St.
S
t
.

C
e
n
t
r
a
l
C
o
n
n
.
S
t
.

C
e
n
t
r
a
l
C
o
n
n
.
S
t
.

Average RPI Win:	289	WON-LOST	WINNING	LAST 10	STRENGTH OF	OPP. STRENGTH	TEAM	ADJ.	CONF.	ADJ CONF.
Average RPI Loss:	154	RECORD	PCT. RANK	GAMES	SCHEDULE	OF SCHEDULE	RPI	RPI	RPI	RPI
DIV. I ONLY	9- 22	286	3- 7	236	223	291	291	16	16	
DIV. I NON-CONF.	5- 4	131	0- 0	231	338	190	190	15	15	
TOTALS	RPI 1-25	RPI 26-50	W-L RECORDS	RPI 51-100	RPI 101-150	RPI 150+				
9- 22	0- 1	0- 3	OVERALL	0- 4	0- 4	9- 10				
4- 10	0- 0	0- 1	HOME	0- 2	0- 2	4- 5				
3- 10	0- 1	0- 1	AWAY	0- 2	0- 1	3- 5				
2- 2	0- 0	0- 1	NEUTRAL	0- 0	0- 1	2- 0				
5- 4	0- 1	0- 0	NON-CONFERENCE	0- 0	0- 2	5- 1				
3- 1	0- 0	0- 0	HOME	0- 0	0- 1	3- 0				
1- 2	0- 1	0- 0	AWAY	0- 0	0- 0	1- 1				
1- 1	0- 0	0- 0	NEUTRAL	0- 0	0- 1	1- 0				
4- 18	0- 0	0- 3	CONFERENCE	0- 4	0- 2	4- 9				
1- 9	0- 0	0- 1	HOME	0- 2	0- 1	1- 5				
2- 8	0- 0	0- 1	AWAY	0- 2	0- 1	2- 4				
1- 1	0- 0	0- 1	NEUTRAL	0- 0	0- 0	1- 0				

RPI 1-25				RPI 26-50				RPI 51-100				RPI 101+ Team's RPI: 291			
RPI	S	Opponent	Score	RPI	S	Opponent	Score	RPI	S	Opponent	Score	RPI	S	Opponent	Score
20	A	Maryland	49 105	41	A	Marist	60 78	68	A	Iona	80 86	103	H	Albany (NY)	42 69
				41	H	Marist	39 78	68	H	Iona	66 80	110	N	Green Bay	52 63
				41	N	Marist	65 87	69	A	Quinnipiac	49 70	113	A	Fairfield	65 66
								69	H	Quinnipiac	66 76	113	H	Fairfield	47 57
												154	H	Buffalo	64 60
												219	A	Rider	70 73
												219	H	Rider	63 77
												225	A	Canisius	66 75
												225	H	Canisius	66 75
												238	H	Sacred Heart	58 53
												262	A	Niagara	57 65
												262	H	Niagara	72 76
												266	A	Manhattan	82 58
												266	H	Manhattan	55 62
												266	N	Manhattan	87 66
												282	A	Monmouth	57 80
												282	H	Monmouth	49 64
												290	A	Central Conn. St.	53 70
												328	H	Binghamton	49 41
												332	A	Saint Peter's	76 54
												332	H	Saint Peter's	61 52
												339	N	North Florida	61 60
												342	A	Fairleigh Dickinson	82 58
LAST 12 Division I GAMES:															
				41	N	Marist	65 87	225	A	Canisius	66 75				
				266	N	Manhattan	87 66	262	A	Niagara	57 65				
				282	A	Monmouth	57 80	332	A	Saint Peter's	76 54				
				332	H	Saint Peter's	61 52	41	H	Marist	39 78				
				113	H	Fairfield	47 57	68	H	Iona	66 80				
				69	H	Quinnipiac	66 76	266	H	Manhattan	55 62				

Non-Div I Games:

Siena

■ Loss,
 ■ Non-Conf,
 ■ S Site,
 ■ Home
 ■ A Away
 N Neutral

Average RPI Win:	269	WON-LOST	WINNING	LAST 10	STRENGTH OF	OPP. STRENGTH	TEAM	ADJ.	CONF.	ADJ CONF.
Average RPI Loss:	211	RECORD	PCT. RANK	GAMES	SCHEDULE	OF SCHEDULE	RPI	RPI	RPI	RPI
DIV. I ONLY	11- 19	250	6- 4	317	326	292	292	30	30	
DIV. I NON-CONF.	4- 9	255	1- 0	286	288	283	283	30	30	
TOTALS	RPI 1-25	RPI 26-50	W-L RECORDS	RPI 51-100	RPI 101-150	RPI 150+				
11- 19	0- 0	0- 0	OVERALL	1- 1	0- 5	10- 13				
6- 6	0- 0	0- 0	HOME	1- 0	0- 1	5- 5				
5- 10	0- 0	0- 0	AWAY	0- 1	0- 2	5- 6				
0- 3	0- 0	0- 0	NEUTRAL	0- 0	0- 2	0- 1				
4- 9	0- 0	0- 0	NON-CONFERENCE	0- 0	0- 5	4- 4				
2- 2	0- 0	0- 0	HOME	0- 0	0- 1	2- 1				
2- 5	0- 0	0- 0	AWAY	0- 0	0- 2	2- 3				
0- 2	0- 0	0- 0	NEUTRAL	0- 0	0- 2	0- 0				
7- 10	0- 0	0- 0	CONFERENCE	1- 1	0- 0	6- 9				
4- 4	0- 0	0- 0	HOME	1- 0	0- 0	3- 4				
3- 5	0- 0	0- 0	AWAY	0- 1	0- 0	3- 4				
0- 1	0- 0	0- 0	NEUTRAL	0- 0	0- 0	0- 1				

RPI 1-25				RPI 26-50				RPI 51-100				RPI 101+ Team's RPI: 292			
RPI	S	Opponent	Score	RPI	S	Opponent	Score	RPI	S	Opponent	Score	RPI	S	Opponent	Score
								75	A	UT Martin	72 111	104	A	Missouri	48 59
								75	H	UT Martin	65 62	118	N	Delaware	42 71
												121	H	Ill.-Chicago	65 88
												125	N	Wyoming	63 87
												128	A	Kansas	56 72
												167	A	Drake	71 87
												196	H	Belmont	68 56
												207	A	IPFW	71 96
												207	H	IPFW	74 91
												212	A	UCF	43 68
												249	H	Eastern Ky.	54 59
												252	A	Tennessee Tech	66 72
												254	A	Western Ill.	78 70
												263	A	Austin Peay	81 65
												263	H	Austin Peay	67 77
												264	A	Tennessee St.	74 66
												286	A	Jacksonville St.	68 71
												286	N	Jacksonville St.	59 71
												295	H	Morehead St.	53 57
												298	A	Eastern Ill.	61 71
												298	H	Eastern Ill.	67 58
												308	H	UMKC	79 76
												311	A	Southeast Mo. St.	71 79
												311	H	Southeast Mo. St.	60 69
												312	A	Murray St.	73 61
												312	H	Murray St.	71 67
LAST 12 Division I GAMES:															
				286	N	Jacksonville St.	59 71	75	H	UT Martin	65 62				
				298	H	Eastern Ill.	67 58	330	H	NJIT	59 54				
				264	A	Tennessee St.	74 66	298	A	Eastern Ill.	61 71				
				312	A	Murray St.	73 61	311	A	Southeast Mo. St.	71 79				
				263	A	Austin Peay	81 65	75	A	UT Martin	72 111				
				311	H	Southeast Mo. St.	60 69	263	H	Austin Peay	67 77				

Non-Div I Games:

SIU Edwardsville

■ Loss,
 ■ Non-Conf,
 ■ S Site,
 ■ Home
 ■ A Away
 N Neutral

RPI	S	Opponent	Score	
330	H	NJIT	59	54
343	A	Air Force	76	55

Average RPI Win:	276	WON-LOST	WINNING	LAST 10	STRENGTH OF	OPP. STRENGTH	TEAM	ADJ.	CONF.	ADJ CONF.
Average RPI Loss:	187	RECORD	PCT. RANK	GAMES	SCHEDULE	OF SCHEDULE	RPI	RPI	RPI	RPI
DIV. I ONLY	10- 19	260	5- 5	316	265	293	293	26	26	
DIV. I NON-CONF.	2- 8	296	0- 0	319	248	320	320	25	25	
TOTALS	RPI 1-25	RPI 26-50	W-L RECORDS	RPI 51-100	RPI 101-150	RPI 150+				
10- 19	0- 0	0- 2	OVERALL	0- 1	0- 1	10- 15				
5- 6	0- 0	0- 1	HOME	0- 0	0- 0	5- 5				
4- 11	0- 0	0- 1	AWAY	0- 1	0- 1	4- 8				
1- 2	0- 0	0- 0	NEUTRAL	0- 0	0- 0	1- 2				
2- 8	0- 0	0- 0	NON-CONFERENCE	0- 1	0- 1	2- 6				
0- 2	0- 0	0- 0	HOME	0- 0	0- 0	0- 2				
1- 5	0- 0	0- 0	AWAY	0- 1	0- 1	1- 3				
1- 1	0- 0	0- 0	NEUTRAL	0- 0	0- 0	1- 1				
8- 11	0- 0	0- 2	CONFERENCE	0- 0	0- 0	8- 9				
5- 4	0- 0	0- 1	HOME	0- 0	0- 0	5- 3				
3- 6	0- 0	0- 1	AWAY	0- 0	0- 0	3- 5				
0- 1	0- 0	0- 0	NEUTRAL	0- 0	0- 0	0- 1				

RPI 1-25			RPI 26-50			RPI 51-100			RPI 101+			Team's RPI: 293			
RPI	S	Opponent	Score	RPI	S	Opponent	Score	RPI	S	Opponent	Score	RPI	S	Opponent	Score
				44	A	Chattanooga	50 63	61	A	Oklahoma	35 66	143	A	UAB	50 83
				44	H	Chattanooga	67 74					156	A	Furman	45 51
												156	H	Furman	59 58
												166	A	Davidson	58 76
												166	H	Davidson	68 83
												166	N	Davidson	42 55
												172	N	Rice	52 57
												181	A	Memphis	62 60
												184	A	Elon	61 71
												184	H	Elon	43 44
												185	A	Utah	49 69
												188	H	Mercer	52 56
												235	A	Appalachian St.	47 61
												235	H	Appalachian St.	55 47
												258	A	Western Caro.	50 54
												258	H	Western Caro.	54 49
												280	A	Alabama St.	40 44
												286	H	Jacksonville St.	54 60
												294	A	Ga. Southern	58 43
												294	H	Ga. Southern	61 64
LAST 12 Division I GAMES:															
				166	N	Davidson	42 55	235	H	Appalachian St.	55 47	316	N	South Ala.	70 49
				184	H	Elon	43 44	258	H	Western Caro.	54 49	321	A	UNC Greensboro	65 52
				321	H	UNC Greensboro	68 57	166	A	Davidson	58 76	321	H	UNC Greensboro	68 57
				44	H	Chattanooga	67 74	294	A	Ga. Southern	58 43	339	A	North Florida	44 62
				156	A	Furman	45 51	44	A	Chattanooga	50 63	340	A	Wofford	61 55
				340	A	Wofford	61 55	340	H	Wofford	64 52	340	H	Wofford	64 52

Non-Div I Games: Talladega

49 50

Samford

■ Loss,
 ■ Non-Conf,
 ■ S Site,
 ■ Home
 ■ A Away
 N Neutral

Ga. Southern

Through Games Of March 16, 2014

Average RPI Win:	266	WON-LOST	WINNING	LAST 10	STRENGTH OF	OPP. STRENGTH	TEAM	ADJ.	CONF.	ADJ CONF.
Average RPI Loss:	194	RECORD	PCT. RANK	GAMES	SCHEDULE	OF SCHEDULE	RPI	RPI	RPI	RPI
DIV. I ONLY	10- 21	271	3- 7	296	298	294	294	26	26	
DIV. I NON-CONF.	2- 9	299	0- 0	301	305	327	327	25	25	
TOTALS	RPI 1-25	RPI 26-50	W-L RECORDS	RPI 51-100	RPI 101-150	RPI 150+				
10- 21	0- 1	0- 3	OVERALL	0- 1	0- 1	10- 15				
4- 8	0- 0	0- 1	HOME	0- 0	0- 1	4- 6				
5- 10	0- 1	0- 1	AWAY	0- 1	0- 0	5- 7				
1- 3	0- 0	0- 1	NEUTRAL	0- 0	0- 0	1- 2				
2- 9	0- 1	0- 0	NON-CONFERENCE	0- 1	0- 1	2- 6				
1- 2	0- 0	0- 0	HOME	0- 0	0- 1	1- 1				
1- 5	0- 1	0- 0	AWAY	0- 1	0- 0	1- 3				
0- 2	0- 0	0- 0	NEUTRAL	0- 0	0- 0	0- 2				
8- 12	0- 0	0- 3	CONFERENCE	0- 0	0- 0	8- 9				
3- 6	0- 0	0- 1	HOME	0- 0	0- 0	3- 5				
4- 5	0- 0	0- 1	AWAY	0- 0	0- 0	4- 4				
1- 1	0- 0	0- 1	NEUTRAL	0- 0	0- 0	1- 0				

RPI 1-25				RPI 26-50				RPI 51-100				RPI 101+ Team's RPI: 294			
RPI	S	Opponent	Score	RPI	S	Opponent	Score	RPI	S	Opponent	Score	RPI	S	Opponent	Score
10	A	Kentucky	38 103	44	A	Chattanooga	60 69	67	A	Auburn	59 69	147	H	Cal St. Northridge	58 70
				44	H	Chattanooga	60 72					156	A	Furman	68 78
				44	N	Chattanooga	57 66					156	H	Furman	62 67
												166	A	Davidson	90 82
												166	H	Davidson	66 79
												184	A	Elon	60 85
												184	H	Elon	49 68
												188	A	Mercer	61 54
												192	A	Fla. Atlantic	58 82
												222	A	Jacksonville	58 79
												235	A	Appalachian St.	68 59
												235	H	Appalachian St.	74 72
												258	A	Western Caro.	63 56
												258	H	Western Caro.	72 74
												281	H	George Mason	64 85
												286	H	Jacksonville St.	63 50
												293	A	Samford	64 61
												293	H	Samford	43 58
												298	N	Eastern Ill.	50 57
												321	A	UNC Greensboro	65 76
												321	H	UNC Greensboro	74 71
												336	N	Detroit	79 82
												339	A	North Florida	47 56
												340	A	Wofford	49 73
												340	H	Wofford	79 70
												340	N	Wofford	75 62
LAST 12 Division I GAMES:															
				44	N	Chattanooga	57 66	166	A	Davidson	90 82				
				340	N	Wofford	75 62	321	A	UNC Greensboro	65 76				
				156	A	Furman	68 78	184	A	Elon	60 85				
				340	A	Wofford	49 73	44	H	Chattanooga	60 72				
				258	H	Western Caro.	72 74	293	H	Samford	43 58				
				235	H	Appalachian St.	74 72	235	A	Appalachian St.	68 59				

Non-Div I Games:

Ga. Southern

■ Loss,
 ■ Non-Conf, S Site,
 ■ Home
 ■ Away
 N Neutral

Average RPI Win:	293	WON-LOST	WINNING	LAST 10	STRENGTH OF	OPP. STRENGTH	TEAM	ADJ.	CONF.	ADJ CONF.
Average RPI Loss:	203	RECORD	PCT. RANK	GAMES	SCHEDULE	OF SCHEDULE	RPI	RPI	RPI	RPI
DIV. I ONLY	11- 17	235	3- 7	339	309	295	295	30	30	
DIV. I NON-CONF.	5- 7	199	0- 0	328	214	264	264	30	30	
TOTALS	RPI 1-25	RPI 26-50	W-L RECORDS	RPI 51-100	RPI 101-150	RPI 150+				
11- 17	0- 0	0- 0	OVERALL	0- 3	0- 2	11- 12				
4- 9	0- 0	0- 0	HOME	0- 3	0- 0	4- 6				
7- 8	0- 0	0- 0	AWAY	0- 0	0- 2	7- 6				
0- 0	0- 0	0- 0	NEUTRAL	0- 0	0- 0	0- 0				
5- 7	0- 0	0- 0	NON-CONFERENCE	0- 2	0- 2	5- 3				
1- 4	0- 0	0- 0	HOME	0- 2	0- 0	1- 2				
4- 3	0- 0	0- 0	AWAY	0- 0	0- 2	4- 1				
0- 0	0- 0	0- 0	NEUTRAL	0- 0	0- 0	0- 0				
6- 10	0- 0	0- 0	CONFERENCE	0- 1	0- 0	6- 9				
3- 5	0- 0	0- 0	HOME	0- 1	0- 0	3- 4				
3- 5	0- 0	0- 0	AWAY	0- 0	0- 0	3- 5				
0- 0	0- 0	0- 0	NEUTRAL	0- 0	0- 0	0- 0				

RPI 1-25				RPI 26-50				RPI 51-100				RPI 101+				Team's RPI: 295	
RPI	S	Opponent	Score	RPI	S	Opponent	Score	RPI	S	Opponent	Score	RPI	S	Opponent	Score		
								75	H	UT Martin	52	74	107	A	Western Ky.	52	65
								79	H	Duquesne	35	83	134	A	Cincinnati	44	75
								84	H	Indiana	54	77	196	A	Belmont	65	71
													196	H	Belmont	67	70
													201	A	Cleveland St.	67	76
													241	H	Ohio	56	64
													249	A	Eastern Ky.	66	69
													249	H	Eastern Ky.	58	79
													252	A	Tennessee Tech	58	71
													252	H	Tennessee Tech	81	74
													263	H	Austin Peay	75	83
													264	A	Tennessee St.	70	87
													264	H	Tennessee St.	66	71
													270	A	Marshall	53	51
													281	H	George Mason	67	74
													286	A	Jacksonville St.	45	43
													286	H	Jacksonville St.	73	53
													287	A	East Tenn. St.	77	69
													292	A	SIU Edwardsville	57	53
													297	H	Norfolk St.	73	67
													298	A	Eastern Ill.	75	64
													306	A	Lipscomb	82	77
													311	H	Southeast Mo. St.	62	59
													312	A	Murray St.	81	84
													335	A	Southern Ill.	59	50
LAST 12 Division I GAMES:																	
				252	H	Tennessee Tech	81	74					196	H	Belmont	67	70
				264	H	Tennessee St.	66	71					286	H	Jacksonville St.	73	53
				312	A	Murray St.	81	84					196	A	Belmont	65	71
				286	A	Jacksonville St.	45	43					264	A	Tennessee St.	70	87
				252	A	Tennessee Tech	58	71					311	H	Southeast Mo. St.	62	59
				249	A	Eastern Ky.	66	69					75	H	UT Martin	52	74

Non-Div I Games: Berea 103 55

Morehead St.

■ Loss,
 ■ Non-Conf,
 ■ S Site,
 ■ H Home
 ■ A Away
 N Neutral

Milwaukee

Through Games Of March 16, 2014

Average RPI Win: 264	WON-LOST	WINNING	LAST 10	STRENGTH OF	OPP. STRENGTH	TEAM	ADJ.	CONF.	ADJ CONF.
Average RPI Loss: 168	RECORD	PCT. RANK	GAMES	SCHEDULE	OF SCHEDULE	RPI	RPI	RPI	RPI
DIV. I ONLY	8- 22	293	1- 9	216	235	296	296	22	22
DIV. I NON-CONF.	4- 9	255	0- 0	225	259	260	260	21	21
TOTALS	RPI 1-25	RPI 26-50	W-L RECORDS	RPI 51-100	RPI 101-150	RPI 150+			
8- 22	0- 0	0- 1	OVERALL	0- 6	1- 4	7- 11			
5- 9	0- 0	0- 0	HOME	0- 3	0- 3	5- 3			
3- 12	0- 0	0- 1	AWAY	0- 3	1- 1	2- 7			
0- 1	0- 0	0- 0	NEUTRAL	0- 0	0- 0	0- 1			
4- 9	0- 0	0- 1	NON-CONFERENCE	0- 3	0- 1	4- 4			
2- 4	0- 0	0- 0	HOME	0- 2	0- 1	2- 1			
2- 4	0- 0	0- 1	AWAY	0- 1	0- 0	2- 2			
0- 1	0- 0	0- 0	NEUTRAL	0- 0	0- 0	0- 1			
4- 13	0- 0	0- 0	CONFERENCE	0- 3	1- 3	3- 7			
3- 5	0- 0	0- 0	HOME	0- 1	0- 2	3- 2			
1- 8	0- 0	0- 0	AWAY	0- 2	1- 1	0- 5			
0- 0	0- 0	0- 0	NEUTRAL	0- 0	0- 0	0- 0			

RPI 1-25				RPI 26-50				RPI 51-100				RPI 101+				Team's RPI: 296	
RPI	S	Opponent	Score	RPI	S	Opponent	Score	RPI	S	Opponent	Score	RPI	S	Opponent	Score		
				32	A	Bowling Green	64 87	80	H	North Dakota	66 78	110	A	Green Bay	75 64		
								84	A	Indiana	68 87	110	H	Green Bay	69 81		
								86	H	Marquette	52 71	121	A	Ill.-Chicago	54 79		
								91	A	Wright St.	70 94	121	H	Ill.-Chicago	70 84		
								91	A	Wright St.	64 73	140	H	Wisconsin	60 85		
								91	H	Wright St.	64 69	167	A	Drake	57 79		
												201	A	Cleveland St.	63 73		
												201	H	Cleveland St.	90 78		
												209	N	Lamar	63 75		
												211	A	Youngstown St.	71 87		
												211	H	Youngstown St.	69 81		
												216	H	Illinois St.	73 58		
												231	A	Oakland	67 80		
												231	H	Oakland	66 79		
												254	H	Western Ill.	86 99		
												275	A	New Mexico	58 72		
												285	A	New Mexico St.	84 81		
												318	H	North Dakota St.	76 64		
												320	A	Valparaiso	80 94		
												320	H	Valparaiso	85 80		
												325	A	Omaha	68 48		
												336	A	Detroit	68 80		
												336	H	Detroit	81 69		
LAST 12 Division I GAMES:																	
				91	A	Wright St.	64 73	121	A	Ill.-Chicago	54 79						
				231	H	Oakland	66 79	110	H	Green Bay	69 81						
				320	A	Valparaiso	80 94	336	A	Detroit	68 80						
				91	A	Wright St.	70 94	231	A	Oakland	67 80						
				201	H	Cleveland St.	90 78	320	H	Valparaiso	85 80						
				211	H	Youngstown St.	69 81	121	H	Ill.-Chicago	70 84						

Non-Div I Games:

Milwaukee

■ Loss,
 ■ Non-Conf, S Site,
 ■ Home
 ■ Away
 N Neutral

Average RPI Win:	312	WON-LOST	WINNING	LAST 10	STRENGTH OF	OPP. STRENGTH	TEAM	ADJ.	CONF.	ADJ CONF.
Average RPI Loss:	179	RECORD	PCT. RANK	GAMES	SCHEDULE	OF SCHEDULE	RPI	RPI	RPI	RPI
DIV. I ONLY	11- 16	224	3- 7	340	301	297	297	23	23	
DIV. I NON-CONF.	3- 7	260	0- 0	308	340	318	318	24	24	
TOTALS	RPI 1-25	RPI 26-50	W-L RECORDS	RPI 51-100	RPI 101-150	RPI 150+				
11- 16	0- 0	0- 1	OVERALL	0- 4	0- 1	11- 10				
5- 7	0- 0	0- 0	HOME	0- 2	0- 0	5- 5				
5- 7	0- 0	0- 1	AWAY	0- 2	0- 1	5- 3				
1- 2	0- 0	0- 0	NEUTRAL	0- 0	0- 0	1- 2				
3- 7	0- 0	0- 1	NON-CONFERENCE	0- 2	0- 0	3- 4				
2- 2	0- 0	0- 0	HOME	0- 1	0- 0	2- 1				
0- 4	0- 0	0- 1	AWAY	0- 1	0- 0	0- 2				
1- 1	0- 0	0- 0	NEUTRAL	0- 0	0- 0	1- 1				
8- 9	0- 0	0- 0	CONFERENCE	0- 2	0- 1	8- 6				
3- 5	0- 0	0- 0	HOME	0- 1	0- 0	3- 4				
5- 3	0- 0	0- 0	AWAY	0- 1	0- 1	5- 1				
0- 1	0- 0	0- 0	NEUTRAL	0- 0	0- 0	0- 1				

RPI S	Opponent	Score	RPI S	Opponent	Score	RPI S	Opponent	Score	RPI S	Opponent	Score	Team's RPI: 297
			45 A	James Madison	50 94	55 A	Penn	49 79	148 A	Savannah St.	47 79	
						65 A	Hampton	54 83	155 A	Coppin St.	51 63	
						65 H	Hampton	59 93	155 H	Coppin St.	52 71	
						94 H	East Carolina	61 81	186 A	UTSA	63 72	
									187 H	Florida A&M	62 83	
									239 H	Bethune-Cookman	74 61	
									248 N	Tex.-Pan American	36 50	
									253 H	N.C. Central	53 63	
									278 A	Howard	79 74	
									278 H	Howard	63 77	
									295 A	Morehead St.	67 73	
									314 A	Morgan St.	64 63	
									314 H	Morgan St.	61 52	
									315 A	South Carolina St.	59 54	
									319 A	UMES	73 66	
									319 H	UMES	61 57	
									319 N	UMES	66 70	
									321 H	UNC Greensboro	66 73	
									322 A	Delaware St.	57 48	
									331 H	Radford	66 54	
									340 H	Wofford	67 59	
									341 N	UMBC	56 43	
LAST 12 Division I GAMES:												
319 N	UMES	66 70	65 H	Hampton	59 93							
253 H	N.C. Central	53 63	278 H	Howard	63 77							
319 H	UMES	61 57	314 A	Morgan St.	64 63							
65 A	Hampton	54 83	148 A	Savannah St.	47 79							
278 A	Howard	79 74	315 A	South Carolina St.	59 54							
155 A	Coppin St.	51 63	155 H	Coppin St.	52 71							

Non-Div I Games: Virginia-Lynchburg 116 40

Norfolk St.

Average RPI Win:	276	WON-LOST	WINNING	LAST 10	STRENGTH OF	OPP. STRENGTH	TEAM	ADJ.	CONF.	ADJ CONF.
Average RPI Loss:	233	RECORD	PCT. RANK	GAMES	SCHEDULE	OF SCHEDULE	RPI	RPI	RPI	RPI
DIV. I ONLY	12- 16	210	4- 6	344	337	298	298	30	30	
DIV. I NON-CONF.	5- 6	173	0- 0	344	328	293	293	30	30	
TOTALS	RPI 1-25	RPI 26-50	W-L RECORDS	RPI 51-100	RPI 101-150	RPI 150+				
12- 16	0- 0	0- 0	OVERALL	0- 2	0- 2	12- 12				
7- 4	0- 0	0- 0	HOME	0- 1	0- 1	7- 2				
3- 10	0- 0	0- 0	AWAY	0- 1	0- 0	3- 9				
2- 2	0- 0	0- 0	NEUTRAL	0- 0	0- 1	2- 1				
5- 6	0- 0	0- 0	NON-CONFERENCE	0- 0	0- 2	5- 4				
2- 1	0- 0	0- 0	HOME	0- 0	0- 1	2- 0				
1- 4	0- 0	0- 0	AWAY	0- 0	0- 0	1- 4				
2- 1	0- 0	0- 0	NEUTRAL	0- 0	0- 1	2- 0				
7- 10	0- 0	0- 0	CONFERENCE	0- 2	0- 0	7- 8				
5- 3	0- 0	0- 0	HOME	0- 1	0- 0	5- 2				
2- 6	0- 0	0- 0	AWAY	0- 1	0- 0	2- 5				
0- 1	0- 0	0- 0	NEUTRAL	0- 0	0- 0	0- 1				

RPI S	Opponent	Score	RPI S	Opponent	Score	RPI S	Opponent	Score	RPI S	Opponent	Score	Team's RPI: 298
						75 A	UT Martin	84 103	119 H	Indiana St.	53 65	
						75 H	UT Martin	69 93	143 N	UAB	46 79	
									196 A	Belmont	54 48	
									206 A	Evansville	46 81	
									210 A	Saint Louis	52 71	
									249 H	Eastern Ky.	75 71	
									249 N	Eastern Ky.	52 75	
									252 A	Tennessee Tech	54 64	
									254 H	Western Ill.	68 64	
									255 H	Loyola Chicago	81 80	
									263 A	Austin Peay	65 63	
									263 H	Austin Peay	56 64	
									264 H	Tennessee St.	80 70	
									283 A	Bradley	71 67	
									286 A	Jacksonville St.	46 61	
									292 A	SIU Edwardsville	58 67	
									292 H	SIU Edwardsville	71 61	
									294 N	Ga. Southern	57 50	
									295 H	Morehead St.	64 75	
									308 A	UMKC	62 69	
									311 A	Southeast Mo. St.	49 66	
									311 H	Southeast Mo. St.	53 48	
									312 A	Murray St.	74 83	
									312 H	Murray St.	80 74	
									335 A	Southern Ill.	60 66	
									343 N	Air Force	76 44	
LAST 12 Division I GAMES:												
			249 N	Eastern Ky.	52 75		311 H	Southeast Mo. St.	53 48			
			292 A	SIU Edwardsville	58 67		292 H	SIU Edwardsville	71 61			
			75 H	UT Martin	69 93		75 A	UT Martin	84 103			
			196 A	Belmont	54 48		311 A	Southeast Mo. St.	49 66			
			263 A	Austin Peay	65 63		312 H	Murray St.	80 74			
			312 A	Murray St.	74 83		263 H	Austin Peay	56 64			

Non-Div I Games:

Eastern Ill.

■ Loss,
 ■ Non-Conf,
 ■ S Site,
 ■ H Home
 ■ A Away
 N Neutral

UNC Asheville

Through Games Of March 16, 2014

Average RPI Win:	277	WON-LOST	WINNING	LAST 10	STRENGTH OF	OPP. STRENGTH	TEAM	ADJ.	CONF.	ADJ CONF.
Average RPI Loss:	186	RECORD	PCT. RANK	GAMES	SCHEDULE	OF SCHEDULE	RPI	RPI	RPI	RPI
DIV. I ONLY	10- 20	266	2- 8	270	324	299	299	27	27	
DIV. I NON-CONF.	2- 6	280	0- 0	164	342	299	299	29	29	
TOTALS	RPI 1-25	RPI 26-50	W-L RECORDS	RPI 51-100	RPI 101-150	RPI 150+				
10- 20	0- 0	0- 1	OVERALL	0- 3	1- 4	9- 12				
6- 9	0- 0	0- 0	HOME	0- 2	1- 1	5- 6				
3- 10	0- 0	0- 1	AWAY	0- 1	0- 2	3- 6				
1- 1	0- 0	0- 0	NEUTRAL	0- 0	0- 1	1- 0				
2- 6	0- 0	0- 1	NON-CONFERENCE	0- 1	0- 0	2- 4				
2- 3	0- 0	0- 0	HOME	0- 1	0- 0	2- 2				
0- 3	0- 0	0- 1	AWAY	0- 0	0- 0	0- 2				
0- 0	0- 0	0- 0	NEUTRAL	0- 0	0- 0	0- 0				
8- 14	0- 0	0- 0	CONFERENCE	0- 2	1- 4	7- 8				
4- 6	0- 0	0- 0	HOME	0- 1	1- 1	3- 4				
3- 7	0- 0	0- 0	AWAY	0- 1	0- 2	3- 4				
1- 1	0- 0	0- 0	NEUTRAL	0- 0	0- 1	1- 0				

RPI S	Opponent	Score	RPI S	Opponent	Score	RPI S	Opponent	Score	RPI S	Opponent	Score	Team's RPI: 299
43	A Vanderbilt	57 83	85	H N.C. A&T	57 83	120	A High Point	75 82				
			87	A Winthrop	55 62	120	H High Point	66 71				
			87	H Winthrop	49 68	120	N High Point	69 79				
						131	A Liberty	49 64				
						131	H Liberty	83 80				
						156	H Furman	68 65				
						158	H USC Upstate	66 67				
						169	A Campbell	59 67				
						169	H Campbell	52 61				
						240	A Coastal Caro.	65 75				
						240	H Coastal Caro.	71 83				
						243	A Gardner-Webb	53 76				
						243	H Gardner-Webb	47 53				
						249	H Eastern Ky.	71 63				
						253	H N.C. Central	65 76				
						258	A Western Caro.	51 62				
						276	A Presbyterian	41 55				
						276	H Presbyterian	54 47				
						323	A Charleston So.	61 46				
						323	H Charleston So.	73 48				
						327	A Longwood	69 65				
						327	H Longwood	69 52				
						331	A Radford	68 61				
						331	H Radford	52 64				
						87	A Winthrop	55 62				
						243	A Gardner-Webb	53 76				
						276	A Presbyterian	41 55				
						323	H Charleston So.	73 48				
						340	A Wofford	55 67				
LAST 12 Division I GAMES:												
			120	N High Point	69 79	327	H Longwood	69 52				
			331	N Radford	43 42	331	H Radford	52 64				
			240	H Coastal Caro.	71 83	87	A Winthrop	55 62				
			169	H Campbell	52 61	243	A Gardner-Webb	53 76				
			120	A High Point	75 82	276	A Presbyterian	41 55				
			131	A Liberty	49 64	323	H Charleston So.	73 48				

Non-Div I Games: Bluefield Col. 75 71

UNC Asheville

■ Loss,
 ■ Non-Conf,
 ■ S Site,
 ■ Home
 ■ A Away
 N Neutral

Average RPI Win:	225	WON-LOST	WINNING	LAST 10	STRENGTH OF	OPP. STRENGTH	TEAM	ADJ.	CONF.	ADJ CONF.
Average RPI Loss:	155	RECORD	PCT. RANK	GAMES	SCHEDULE	OF SCHEDULE	RPI	RPI	RPI	RPI
DIV. I ONLY	7- 23	305	3- 7	191	170	300	300	12	12	
DIV. I NON-CONF.	3- 8	269	0- 0	272	218	311	311	13	13	
TOTALS	RPI 1-25	RPI 26-50	W-L RECORDS	RPI 51-100	RPI 101-150	RPI 150+				
7- 23	0- 0	0- 3	OVERALL	0- 4	1- 4	6- 12				
4- 11	0- 0	0- 2	HOME	0- 3	1- 0	3- 6				
2- 12	0- 0	0- 1	AWAY	0- 1	0- 4	2- 6				
1- 0	0- 0	0- 0	NEUTRAL	0- 0	0- 0	1- 0				
3- 8	0- 0	0- 0	NON-CONFERENCE	0- 2	0- 2	3- 4				
2- 4	0- 0	0- 0	HOME	0- 2	0- 0	2- 2				
0- 4	0- 0	0- 0	AWAY	0- 0	0- 2	0- 2				
1- 0	0- 0	0- 0	NEUTRAL	0- 0	0- 0	1- 0				
4- 15	0- 0	0- 3	CONFERENCE	0- 2	1- 2	3- 8				
2- 7	0- 0	0- 2	HOME	0- 1	1- 0	1- 4				
2- 8	0- 0	0- 1	AWAY	0- 1	0- 2	2- 4				
0- 0	0- 0	0- 0	NEUTRAL	0- 0	0- 0	0- 0				

RPI S	Opponent	Score	RPI S	Opponent	Score	RPI S	Opponent	Score	RPI S	Opponent	Score	Team's RPI: 300
32	A Bowling Green	38 82	32	H Bowling Green	39 58	62	H St. Bonaventure	44 61	114	A Arkansas St.	61 92	
40	H Central Mich.	53 87	76	A Akron	51 77	76	H Akron	66 80	132	A Ball St.	38 73	
			76	H Akron	66 80	79	H Duquesne	63 94	132	A Ball St.	31 55	
									132	H Ball St.	60 57	
									134	A Cincinnati	46 65	
									154	A Buffalo	51 64	
									154	H Buffalo	53 61	
									178	N Stephen F. Austin	54 52	
									196	A Belmont	60 84	
									198	H Toledo	55 83	
									199	A Eastern Mich.	57 65	
									199	H Eastern Mich.	70 88	
									226	A Northern Ill.	43 65	
									236	A Houston	44 54	
									241	A Ohio	69 64	
									241	H Ohio	59 76	
									244	A Western Mich.	57 48	
									249	H Eastern Ky.	75 74	
									261	H Georgia St.	55 56	
									262	H Niagara	69 46	
									269	A Miami (OH)	62 72	
									269	H Miami (OH)	67 51	
									313	H Massachusetts	61 69	
LAST 12 Division I GAMES:												
132	A Ball St.	38 73	154	H Buffalo	53 61							
154	A Buffalo	51 64	244	A Western Mich.	57 48							
241	A Ohio	69 64	198	H Toledo	55 83							
76	H Akron	66 80	199	A Eastern Mich.	57 65							
32	A Bowling Green	38 82	132	H Ball St.	60 57							
269	H Miami (OH)	67 51	226	A Northern Ill.	43 65							

Non-Div I Games:

Kent St.

■ Loss,
■ Non-Conf,
■ S Site,
■ H Home
■ A Away
N Neutral

LIU Brooklyn

Through Games Of March 16, 2014

Average RPI Win:	282	WON-LOST	WINNING	LAST 10	STRENGTH OF	OPP. STRENGTH	TEAM	ADJ.	CONF.	ADJ CONF.
Average RPI Loss:	196	RECORD	PCT. RANK	GAMES	SCHEDULE	OF SCHEDULE	RPI	RPI	RPI	RPI
DIV. I ONLY	9- 21	279	5- 5	275	327	300	300	28	28	
DIV. I NON-CONF.	2- 9	299	0- 0	261	341	313	313	27	27	
TOTALS	RPI 1-25	RPI 26-50	W-L RECORDS	RPI 51-100	RPI 101-150	RPI 150+				
9- 21	0- 0	0- 0	OVERALL	0- 2	0- 1	9- 18				
4- 10	0- 0	0- 0	HOME	0- 1	0- 0	4- 9				
5- 11	0- 0	0- 0	AWAY	0- 1	0- 1	5- 9				
0- 0	0- 0	0- 0	NEUTRAL	0- 0	0- 0	0- 0				
2- 9	0- 0	0- 0	NON-CONFERENCE	0- 2	0- 1	2- 6				
0- 5	0- 0	0- 0	HOME	0- 1	0- 0	0- 4				
2- 4	0- 0	0- 0	AWAY	0- 1	0- 1	2- 2				
0- 0	0- 0	0- 0	NEUTRAL	0- 0	0- 0	0- 0				
7- 12	0- 0	0- 0	CONFERENCE	0- 0	0- 0	7- 12				
4- 5	0- 0	0- 0	HOME	0- 0	0- 0	4- 5				
3- 7	0- 0	0- 0	AWAY	0- 0	0- 0	3- 7				
0- 0	0- 0	0- 0	NEUTRAL	0- 0	0- 0	0- 0				

RPI S	Opponent	Score	RPI S	Opponent	Score	RPI S	Opponent	Score	RPI S	Opponent	Score	Team's RPI: 300
						55	A Penn	59 70	146	A Grand Canyon	63 72	
						98	H Southern Utah	44 57	163	A St. Francis Brooklyn	50 66	
									163	H St. Francis Brooklyn	48 69	
									168	A Mt. St. Mary's	62 63	
									168	H Mt. St. Mary's	60 69	
									174	A Robert Morris	49 65	
									174	A Robert Morris	43 79	
									174	H Robert Morris	52 66	
									189	A Saint Francis (PA)	69 66	
									189	H Saint Francis (PA)	76 84	
									197	H McNeese St.	57 71	
									218	A Bryant	66 72	
									218	H Bryant	66 76	
									219	A Rider	48 62	
									221	A Towson	56 76	
									228	H Maine	50 66	
									238	A Sacred Heart	44 46	
									238	H Sacred Heart	62 54	
									277	A Wagner	65 71	
									277	H Wagner	77 51	
									282	A Monmouth	67 52	
									289	A Northern Ariz.	78 72	
									290	A Central Conn. St.	59 48	
									290	H Central Conn. St.	60 51	
									305	H Columbia	59 62	
									330	H NJIT	58 60	
LAST 12 Division I GAMES:												
174	A	Robert Morris	49	65	189	A	Saint Francis (PA)	69	66			
163	A	St. Francis Brooklyn	50	66	290	A	Central Conn. St.	59	48			
238	A	Sacred Heart	44	46	168	H	Mt. St. Mary's	60	69			
342	H	Fairleigh Dickinson	56	40	238	H	Sacred Heart	62	54			
277	H	Wagner	77	51	218	H	Bryant	66	76			
174	A	Robert Morris	43	79	189	H	Saint Francis (PA)	76	84			

Non-Div I Games:

LIU Brooklyn

Loss, Non-Conf, S Site, H Home A Away N Neutral

RPI	S	Opponent	Score
342	A	Fairleigh Dickinson	86 64
342	H	Fairleigh Dickinson	56 40

Average RPI Win:	316	WON-LOST	WINNING	LAST 10	STRENGTH OF	OPP. STRENGTH	TEAM	ADJ.	CONF.	ADJ CONF.
Average RPI Loss:	181	RECORD	PCT. RANK	GAMES	SCHEDULE	OF SCHEDULE	RPI	RPI	RPI	RPI
DIV. I ONLY	9- 21	279	4- 6	303	325	302	302	32	32	
DIV. I NON-CONF.	1- 10	331	0- 0	129	68	278	278	32	32	
TOTALS	RPI 1-25	RPI 26-50	W-L RECORDS	RPI 51-100	RPI 101-150	RPI 150+				
9- 21	0- 0	0- 2	OVERALL	0- 3	0- 0	9- 16				
4- 5	0- 0	0- 0	HOME	0- 0	0- 0	4- 5				
4- 14	0- 0	0- 1	AWAY	0- 3	0- 0	4- 10				
1- 2	0- 0	0- 1	NEUTRAL	0- 0	0- 0	1- 1				
1- 10	0- 0	0- 2	NON-CONFERENCE	0- 3	0- 0	1- 5				
0- 0	0- 0	0- 0	HOME	0- 0	0- 0	0- 0				
0- 9	0- 0	0- 1	AWAY	0- 3	0- 0	0- 5				
1- 1	0- 0	0- 1	NEUTRAL	0- 0	0- 0	1- 0				
8- 11	0- 0	0- 0	CONFERENCE	0- 0	0- 0	8- 11				
4- 5	0- 0	0- 0	HOME	0- 0	0- 0	4- 5				
4- 5	0- 0	0- 0	AWAY	0- 0	0- 0	4- 5				
0- 1	0- 0	0- 0	NEUTRAL	0- 0	0- 0	0- 1				

RPI S	Opponent	Score	RPI S	Opponent	Score	RPI S	Opponent	Score	RPI S	Opponent	Score	Team's RPI: 302
30	A Southern Miss.	61 76	74	A Arkansas	54 100	157	A Ole Miss	60 72				
50	N Villanova	53 87	95	A Mississippi St.	58 98	170	A Southern U.	65 70				
			99	A SMU	52 91	170	H Southern U.	67 76				
						180	A Illinois	70 93				
						181	A Memphis	51 62				
						183	A Texas Southern	55 65				
						183	H Texas Southern	56 66				
						198	A Toledo	48 95				
						224	A Prairie View	59 77				
						224	H Prairie View	70 73				
						226	A Northern Ill.	60 79				
						244	A Jackson St.	68 70				
						244	H Jackson St.	56 63				
						244	N Jackson St.	68 74				
						249	N Eastern Ky.	68 58				
						280	A Alabama St.	56 54				
						280	H Alabama St.	55 46				
						309	A Grambling	61 70				
						309	H Grambling	59 67				
						326	A Alcorn	70 55				
						326	H Alcorn	59 56				
						344	A Alabama A&M	83 77				
						344	H Alabama A&M	68 56				
						347	A Ark.-Pine Bluff	68 67				
						347	H Ark.-Pine Bluff	60 49				
LAST 12 Division I GAMES:												
244	N Jackson St.	68 74	170	A Southern U.	65 70							
347	A Ark.-Pine Bluff	68 67	326	H Alcorn	59 56							
309	A Grambling	61 70	344	H Alabama A&M	68 56							
244	A Jackson St.	68 70	280	H Alabama St.	55 46							
224	H Prairie View	70 73	309	H Grambling	59 67							
183	H Texas Southern	56 66	244	H Jackson St.	56 63							

Non-Div I Games:

Mississippi Val.

■ Loss,
■ Non-Conf,
■ S Site,
■ H Home
■ A Away
N Neutral

Loyola Maryland

Through Games Of March 16, 2014

Average RPI Win:	279	WON-LOST	WINNING	LAST 10	STRENGTH OF	OPP. STRENGTH	TEAM	ADJ.	CONF.	ADJ CONF.
Average RPI Loss:	137	RECORD	PCT. RANK	GAMES	SCHEDULE	OF SCHEDULE	RPI	RPI	RPI	RPI
DIV. I ONLY	5- 25	331	0- 10	170	145	303	303	11	11	
DIV. I NON-CONF.	3- 8	269	0- 0	266	250	290	290	11	11	
TOTALS	RPI 1-25	RPI 26-50	W-L RECORDS	RPI 51-100	RPI 101-150	RPI 150+				
5- 25	0- 1	0- 0	OVERALL	0- 8	0- 5	5- 11				
2- 11	0- 0	0- 0	HOME	0- 3	0- 3	2- 5				
3- 14	0- 1	0- 0	AWAY	0- 5	0- 2	3- 6				
0- 0	0- 0	0- 0	NEUTRAL	0- 0	0- 0	0- 0				
3- 8	0- 1	0- 0	NON-CONFERENCE	0- 2	0- 1	3- 4				
2- 2	0- 0	0- 0	HOME	0- 0	0- 1	2- 1				
1- 6	0- 1	0- 0	AWAY	0- 2	0- 0	1- 3				
0- 0	0- 0	0- 0	NEUTRAL	0- 0	0- 0	0- 0				
2- 17	0- 0	0- 0	CONFERENCE	0- 6	0- 4	2- 7				
0- 9	0- 0	0- 0	HOME	0- 3	0- 2	0- 4				
2- 8	0- 0	0- 0	AWAY	0- 3	0- 2	2- 3				
0- 0	0- 0	0- 0	NEUTRAL	0- 0	0- 0	0- 0				

RPI 1-25				RPI 26-50				RPI 51-100				RPI 101+ Team's RPI: 303			
RPI	S	Opponent	Score	RPI	S	Opponent	Score	RPI	S	Opponent	Score	RPI	S	Opponent	Score
20	A	Maryland	53 89					58	A	Army	45 56	111	A	Holy Cross	49 59
								58	H	Army	62 66	111	H	Holy Cross	65 80
								64	A	Navy	44 67	137	A	Bucknell	49 70
								64	H	Navy	50 74	137	H	Bucknell	60 67
								71	A	American	38 63	149	H	Pittsburgh	54 60
								71	H	American	34 52	152	A	Lafayette	53 65
								72	A	George Washington	50 56	152	H	Lafayette	45 58
								94	A	East Carolina	47 68	168	A	Mt. St. Mary's	59 65
												204	A	Boston U.	55 74
												204	A	Boston U.	35 40
												204	H	Boston U.	60 70
												213	A	Colgate	61 54
												213	H	Colgate	65 67
												214	A	Cornell	53 57
												221	A	Towson	46 67
												230	A	Lehigh	70 64
												230	H	Lehigh	47 50
												237	H	Hartford	53 59
												278	H	Howard	72 62
												332	A	Saint Peter's	66 65
												341	H	UMBC	56 49
LAST 12 Division I GAMES:															
204	A	Boston U.	35 40	152	H	Lafayette	45 58								
64	H	Navy	50 74	230	H	Lehigh	47 50								
111	A	Holy Cross	49 59	71	A	American	38 63								
213	H	Colgate	65 67	58	A	Army	45 56								
137	A	Bucknell	49 70	111	H	Holy Cross	65 80								
204	A	Boston U.	55 74	213	A	Colgate	61 54								

Non-Div I Games:

Loyola Maryland

■ Loss,
■ Non-Conf,
■ S Site,
■ H Home
■ A Away
N Neutral

UC Riverside

Through Games Of March 16, 2014

Average RPI Win:	224	WON-LOST	WINNING	LAST 10	STRENGTH OF	OPP. STRENGTH	TEAM	ADJ.	CONF.	ADJ CONF.
Average RPI Loss:	155	RECORD	PCT. RANK	GAMES	SCHEDULE	OF SCHEDULE	RPI	RPI	RPI	RPI
DIV. I ONLY	6- 22	313	2- 8	229	124	304	304	17	17	
DIV. I NON-CONF.	4- 8	242	0- 0	197	67	201	201	14	14	
TOTALS	RPI 1-25	RPI 26-50	W-L RECORDS	RPI 51-100	RPI 101-150	RPI 150+				
6- 22	0- 3	0- 0	OVERALL	0- 1	0- 7	6- 11				
3- 7	0- 0	0- 0	HOME	0- 0	0- 3	3- 4				
2- 13	0- 2	0- 0	AWAY	0- 1	0- 3	2- 7				
1- 2	0- 1	0- 0	NEUTRAL	0- 0	0- 1	1- 0				
4- 8	0- 3	0- 0	NON-CONFERENCE	0- 1	0- 1	4- 3				
1- 1	0- 0	0- 0	HOME	0- 0	0- 0	1- 1				
2- 5	0- 2	0- 0	AWAY	0- 1	0- 0	2- 2				
1- 2	0- 1	0- 0	NEUTRAL	0- 0	0- 1	1- 0				
2- 14	0- 0	0- 0	CONFERENCE	0- 0	0- 6	2- 8				
2- 6	0- 0	0- 0	HOME	0- 0	0- 3	2- 3				
0- 8	0- 0	0- 0	AWAY	0- 0	0- 3	0- 5				
0- 0	0- 0	0- 0	NEUTRAL	0- 0	0- 0	0- 0				

RPI 1-25				RPI 26-50				RPI 51-100				RPI 101+ Team's RPI: 304			
RPI	S	Opponent	Score	RPI	S	Opponent	Score	RPI	S	Opponent	Score	RPI	S	Opponent	Score
11	A	Gonzaga	43 87					56	A	Washington St.	73 77	109	A	Hawaii	54 67
16	N	Dayton	54 89									109	H	Hawaii	61 74
23	A	Iowa	56 70									122	A	Cal Poly	72 89
												122	H	Cal Poly	72 83
												147	A	Cal St. Northridge	75 77
												147	H	Cal St. Northridge	61 71
												150	N	Kansas St.	42 74
												160	H	Bakersfield	85 66
												171	A	UC Irvine	78 90
												171	H	UC Irvine	87 75
												175	A	UC Davis	52 78
												175	H	UC Davis	67 77
												182	N	Nicholls St.	74 64
												191	A	Long Beach St.	52 65
												191	H	Long Beach St.	81 89
												217	A	San Diego St.	57 58
												223	A	Cal St. Fullerton	57 60
												223	H	Cal St. Fullerton	78 82
												246	A	Santa Clara	90 80
												256	A	Arizona	59 75
												265	A	San Jose St.	105 74
												268	H	Pepperdine	68 81
												317	A	UC Santa Barbara	61 74
												317	H	UC Santa Barbara	67 57
LAST 12 Division I GAMES:															
191	H	Long Beach St.	81 89	109	A	Hawaii	54 67								
175	A	UC Davis	52 78	191	A	Long Beach St.	52 65								
147	A	Cal St. Northridge	75 77	223	A	Cal St. Fullerton	57 60								
122	H	Cal Poly	72 83	147	H	Cal St. Northridge	61 71								
317	H	UC Santa Barbara	67 57	122	A	Cal Poly	72 89								
171	H	UC Irvine	87 75	317	A	UC Santa Barbara	61 74								

Non-Div I Games: Alas. Anchorage 75 83

UC Riverside

Loss, Non-Conf, S Site, H Home A Away N Neutral

COLUMBIA				Through Games Of March 10, 1911						
Average RPI Win:	274	WON-LOST	WINNING	LAST 10	STRENGTH OF	OPP. STRENGTH	TEAM	ADJ.	CONF.	ADJ CONF.
Average RPI Loss:	169	RECORD	PCT. RANK	GAMES	SCHEDULE	OF SCHEDULE	RPI	RPI	RPI	RPI
DIV. I ONLY	6- 22	313	2- 8	232	223	305	305	15	15	
DIV. I NON-CONF.	3- 11	293	0- 0	313	287	321	321	16	16	
TOTALS	RPI 1-25	RPI 26-50	W-L RECORDS	RPI 51-100	RPI 101-150	RPI 150+				
6- 22	0- 0	0- 0	OVERALL	0- 7	0- 2	6- 13				
2- 11	0- 0	0- 0	HOME	0- 3	0- 1	2- 7				
4- 11	0- 0	0- 0	AWAY	0- 4	0- 1	4- 6				
0- 0	0- 0	0- 0	NEUTRAL	0- 0	0- 0	0- 0				
3- 11	0- 0	0- 0	NON-CONFERENCE	0- 1	0- 2	3- 8				
1- 5	0- 0	0- 0	HOME	0- 0	0- 1	1- 4				
2- 6	0- 0	0- 0	AWAY	0- 1	0- 1	2- 4				
0- 0	0- 0	0- 0	NEUTRAL	0- 0	0- 0	0- 0				
3- 11	0- 0	0- 0	CONFERENCE	0- 6	0- 0	3- 5				
1- 6	0- 0	0- 0	HOME	0- 3	0- 0	1- 3				
2- 5	0- 0	0- 0	AWAY	0- 3	0- 0	2- 2				
0- 0	0- 0	0- 0	NEUTRAL	0- 0	0- 0	0- 0				

RPI 1-25				RPI 26-50				RPI 51-100				RPI 101+				Team's RPI: 305	
RPI	S	Opponent	Score	RPI	S	Opponent	Score	RPI	S	Opponent	Score	RPI	S	Opponent	Score		
								55	A	Penn	50	65	135	H	Stony Brook	54	57
								55	H	Penn	63	70	142	A	Portland	42	58
								68	A	Iona	67	83	152	A	Lafayette	83	95
								70	A	Princeton	48	92	163	A	St. Francis Brooklyn	47	73
								70	H	Princeton	41	70	177	H	San Francisco	69	83
								82	A	Harvard	64	99	202	A	Yale	68	73
								82	H	Harvard	51	64	202	H	Yale	51	76
													213	H	Colgate	44	72
													214	A	Cornell	51	76
													214	H	Cornell	71	64
													218	H	Bryant	47	68
													223	H	Cal St. Fullerton	54	80
													230	H	Lehigh	87	80
													267	A	Brown	66	59
													267	H	Brown	57	79
													272	A	Portland St.	67	75
													300	A	LIU Brooklyn	62	59
													307	A	Dartmouth	65	59
													307	H	Dartmouth	75	82
													324	A	Kennesaw St.	78	61
													342	A	Fairleigh Dickinson	59	69
LAST 12 Division I GAMES:																	
				70	A	Princeton	48	92	307	A	Dartmouth	65	59				
				55	A	Penn	50	65	82	A	Harvard	64	99				
				82	H	Harvard	51	64	55	H	Penn	63	70				
				307	H	Dartmouth	75	82	70	H	Princeton	41	70				
				202	A	Yale	68	73	267	H	Brown	57	79				
				267	A	Brown	66	59	202	H	Yale	51	76				

Non-Div I Games:

Columbia

Loss, Non-Conf, S Site, H Home A Away N Neutral

Average RPI Win: 274	WON-LOST	WINNING	LAST 10	STRENGTH OF	OPP. STRENGTH	TEAM	ADJ.	CONF.	ADJ CONF.
Average RPI Loss: 169	RECORD	PCT. RANK	GAMES	SCHEDULE	OF SCHEDULE	RPI	RPI	RPI	RPI
DIV. I ONLY	6- 24	318	3- 7	184	230	306	306	20	20
DIV. I NON-CONF.	3- 8	269	0- 0	172	215	235	235	20	20
TOTALS	RPI 1-25	RPI 26-50	W-L RECORDS	RPI 51-100	RPI 101-150	RPI 150+			
6- 24	0- 2	0- 1	OVERALL	0- 5	0- 1	6- 15			
3- 9	0- 0	0- 0	HOME	0- 2	0- 0	3- 7			
2- 14	0- 2	0- 1	AWAY	0- 3	0- 1	2- 7			
1- 1	0- 0	0- 0	NEUTRAL	0- 0	0- 0	1- 1			
3- 8	0- 2	0- 1	NON-CONFERENCE	0- 0	0- 1	3- 4			
0- 3	0- 0	0- 0	HOME	0- 0	0- 0	0- 3			
2- 4	0- 2	0- 1	AWAY	0- 0	0- 1	2- 0			
1- 1	0- 0	0- 0	NEUTRAL	0- 0	0- 0	1- 1			
3- 16	0- 0	0- 0	CONFERENCE	0- 5	0- 0	3- 11			
3- 6	0- 0	0- 0	HOME	0- 2	0- 0	3- 4			
0- 10	0- 0	0- 0	AWAY	0- 3	0- 0	0- 7			
0- 0	0- 0	0- 0	NEUTRAL	0- 0	0- 0	0- 0			

RPI 1-25				RPI 26-50				RPI 51-100				RPI 101+ Team's RPI: 306			
RPI	S	Opponent	Score	RPI	S	Opponent	Score	RPI	S	Opponent	Score	RPI	S	Opponent	Score
5	A	Tennessee	42 110	47	A	Georgia	46 81	54	A	FGCU	67 108	143	A	UAB	54 70
10	A	Kentucky	49 116					54	A	FGCU	53 92	153	A	Northern Ky.	65 72
								54	H	FGCU	67 85	153	H	Northern Ky.	57 61
								60	A	Stetson	88 112	158	A	USC Upstate	69 92
								60	H	Stetson	47 82	158	H	USC Upstate	71 91
												188	A	Mercer	71 76
												188	H	Mercer	72 79
												196	H	Belmont	52 68
												222	A	Jacksonville	65 86
												222	H	Jacksonville	94 79
												243	N	Gardner-Webb	86 68
												264	A	Tennessee St.	81 78
												283	N	Bradley	85 87
												286	A	Jacksonville St.	86 76
												287	A	East Tenn. St.	75 78
												287	H	East Tenn. St.	76 74
												295	H	Morehead St.	77 82
												312	H	Murray St.	79 86
												324	A	Kennesaw St.	79 88
												324	H	Kennesaw St.	78 82
												339	A	North Florida	66 78
												339	H	North Florida	84 76
LAST 12 Division I GAMES:															
				54	A	FGCU	53 92	339	H	North Florida	84 76				
				158	H	USC Upstate	71 91	222	H	Jacksonville	94 79				
				287	H	East Tenn. St.	76 74	188	A	Mercer	71 76				
				60	A	Stetson	88 112	324	A	Kennesaw St.	79 88				
				54	A	FGCU	67 108	60	H	Stetson	47 82				
				153	H	Northern Ky.	57 61	54	H	FGCU	67 85				

Non-Div I Games:

Lipscomb

■ Loss,
 ■ Non-Conf,
 ■ S Site,
 ■ H Home
 ■ A Away
 N Neutral

Average RPI Win: 268	WON-LOST	WINNING	LAST 10	STRENGTH OF	OPP. STRENGTH	TEAM	ADJ.	CONF.	ADJ CONF.
Average RPI Loss: 161	RECORD	PCT. RANK	GAMES	SCHEDULE	OF SCHEDULE	RPI	RPI	RPI	RPI
DIV. I ONLY	5- 23	326	2- 8	142	242	307	307	15	15
DIV. I NON-CONF.	3- 11	293	0- 0	193	300	296	296	16	16
TOTALS	RPI 1-25	RPI 26-50	W-L RECORDS	RPI 51-100	RPI 101-150	RPI 150+			
5- 23	0- 1	0- 1	OVERALL	1- 6	0- 2	4- 13			
3- 11	0- 0	0- 0	HOME	1- 2	0- 1	2- 8			
2- 12	0- 1	0- 1	AWAY	0- 4	0- 1	2- 5			
0- 0	0- 0	0- 0	NEUTRAL	0- 0	0- 0	0- 0			
3- 11	0- 1	0- 1	NON-CONFERENCE	0- 1	0- 2	3- 6			
2- 5	0- 0	0- 0	HOME	0- 0	0- 1	2- 4			
1- 6	0- 1	0- 1	AWAY	0- 1	0- 1	1- 2			
0- 0	0- 0	0- 0	NEUTRAL	0- 0	0- 0	0- 0			
2- 12	0- 0	0- 0	CONFERENCE	1- 5	0- 0	1- 7			
1- 6	0- 0	0- 0	HOME	1- 2	0- 0	0- 4			
1- 6	0- 0	0- 0	AWAY	0- 3	0- 0	1- 3			
0- 0	0- 0	0- 0	NEUTRAL	0- 0	0- 0	0- 0			

































































RPI 1-25				RPI 26-50				RPI 51-100				RPI 101+ Team's RPI: 307			
RPI	S	Opponent	Score	RPI	S	Opponent	Score	RPI	S	Opponent	Score	RPI	S	Opponent	Score
25	A	DePaul	76 90	26	A	Syracuse	47 88	55	A	Penn	53 71	103	H	Albany (NY)	59 81
								55	H	Penn	53 50	111	A	Holy Cross	59 84
								70	A	Princeton	53 76	162	H	La Salle	43 54
								70	H	Princeton	46 87	202	A	Yale	52 86
								71	A	American	54 77	202	H	Yale	41 57
								82	A	Harvard	59 77	214	A	Cornell	50 63
								82	H	Harvard	63 73	214	H	Cornell	59 78
												218	H	Bryant	69 79
												227	H	New Hampshire	37 54
												237	A	Hartford	43 56
												247	H	Providence	72 82
												255	A	Loyola Chicago	52 56
												267	A	Brown	55 71
												267	H	Brown	43 46
												305	A	Columbia	82 75
												305	H	Columbia	59 65
												313	H	Massachusetts	76 72
												330	A	NJIT	48 45
												337	H	Vermont	66 62
LAST 12 Division I GAMES:															
202	H	Yale	41 57	305	H	Columbia	59 65								
267	H	Brown	43 46	214	H	Cornell	59 78								
214	A	Cornell	50 63	267	A	Brown	55 71								
305	A	Columbia	82 75	202	A	Yale	52 86								
55	H	Penn	53 50	70	A	Princeton	53 76								
70	H	Princeton	46 87	55	A	Penn	53 71								

Non-Div I Games:

Dartmouth





■ Loss,
 ■ Non-Conf,
 S Site,
 ■ Home
 ■ Away
 N Neutral

Average RPI Win:	268	WON-LOST	WINNING	LAST 10	STRENGTH OF	OPP. STRENGTH	TEAM	ADJ.	CONF.	ADJ CONF.
Average RPI Loss:	210	RECORD	PCT. RANK	GAMES	SCHEDULE	OF SCHEDULE	RPI	RPI	RPI	RPI
DIV. I ONLY	10- 19	260	4- 6	313	338	308	308	29	29	
DIV. I NON-CONF.	3- 9	280	0- 0	303	339	319	319	28	28	
TOTALS	RPI 1-25	RPI 26-50	W-L RECORDS	RPI 51-100	RPI 101-150	RPI 150+				
10- 19	0- 0	0- 0	OVERALL	0- 2	0- 3	10- 14				
7- 6	0- 0	0- 0	HOME	0- 1	0- 1	7- 4				
3- 12	0- 0	0- 0	AWAY	0- 1	0- 2	3- 9				
0- 1	0- 0	0- 0	NEUTRAL	0- 0	0- 0	0- 1				
3- 9	0- 0	0- 0	NON-CONFERENCE	0- 0	0- 1	3- 8				
2- 3	0- 0	0- 0	HOME	0- 0	0- 0	2- 3				
1- 6	0- 0	0- 0	AWAY	0- 0	0- 1	1- 5				
0- 0	0- 0	0- 0	NEUTRAL	0- 0	0- 0	0- 0				
7- 10	0- 0	0- 0	CONFERENCE	0- 2	0- 2	7- 6				
5- 3	0- 0	0- 0	HOME	0- 1	0- 1	5- 1				
2- 6	0- 0	0- 0	AWAY	0- 1	0- 1	2- 4				
0- 1	0- 0	0- 0	NEUTRAL	0- 0	0- 0	0- 1				

RPI 1-25			RPI 26-50			RPI 51-100			RPI 101+			Team's RPI: 308
RPI	S	Opponent	Score	RPI	S	Opponent	Score	RPI	S	Opponent	Score	
						87  Idaho	63  70	104  Missouri	69  78			
						87  Idaho	64  81	146  Grand Canyon	63  74			
								146  Grand Canyon	63  67			
								160  Bakersfield	91  97			
								160  Bakersfield	80  87			
								177  San Francisco	70 62			
								183  Texas Southern	80 79			
								198  Toledo	81  96			
								199  Eastern Mich.	66  75			
								229  Seattle	73 71			
								229  Seattle	77 65			
								229 N Seattle	76  81			
								233  North Texas	70  77			
								242  Sam Houston St.	76  78			
								248  Tex.-Pan American	50  65			
								248  Tex.-Pan American	87 84			
								254  Western Ill.	74  80			
								265  San Jose St.	76  81			
								285  New Mexico St.	77  106			
								285  New Mexico St.	92 84			
								292  SIU Edwardsville	76  79			
								298  Eastern Ill.	69 62			
								311  Southeast Mo. St.	74  76			
								338  Utah Valley	43  49			
								338  Utah Valley	83 66			
								346  Chicago St.	84 52			
LAST 12 Division I GAMES:												
						229 N Seattle	76  81	248  Tex.-Pan American	87 84			
						87  Idaho	63  70	285  New Mexico St.	92 84			
						229  Seattle	73 71	346  Chicago St.	84 52			
						146  Grand Canyon	63  67	146  Grand Canyon	63  74			
						338  Utah Valley	43  49	160  Bakersfield	80  87			
						160  Bakersfield	91  97	338  Utah Valley	83 66			

Non-Div I Games: Maryville (MO) 83 79

UMKC

 Loss,  Non-Conf, S Site,  Home  Away N Neutral

RPI S Opponent Score

RPI	S	Opponent	Score
346	H	Chicago St.	83 60

U
M
K
C

U
M
K
C

UMKC

CUMULATIVE				THROUGH GAMES OF MARCH 10, 1911						
Average RPI Win:	315	WON-LOST	WINNING	LAST 10	STRENGTH OF	OPP. STRENGTH	TEAM	ADJ.	CONF.	ADJ CONF.
Average RPI Loss:	185	RECORD	PCT. RANK	GAMES	SCHEDULE	OF SCHEDULE	RPI	RPI	RPI	RPI
DIV. I ONLY	9- 20	274	3- 7	329	318	309	309	32	32	
DIV. I NON-CONF.	1- 8	318	0- 0	146	10	245	245	32	32	
TOTALS	RPI 1-25	RPI 26-50	W-L RECORDS	RPI 51-100	RPI 101-150	RPI 150+				
9- 20	0- 2	0- 1	OVERALL	0- 2	0- 1	9- 14				
4- 5	0- 0	0- 0	HOME	0- 0	0- 0	4- 5				
4- 14	0- 2	0- 1	AWAY	0- 2	0- 1	4- 8				
1- 1	0- 0	0- 0	NEUTRAL	0- 0	0- 0	1- 1				
1- 8	0- 2	0- 1	NON-CONFERENCE	0- 2	0- 1	1- 2				
0- 0	0- 0	0- 0	HOME	0- 0	0- 0	0- 0				
1- 8	0- 2	0- 1	AWAY	0- 2	0- 1	1- 2				
0- 0	0- 0	0- 0	NEUTRAL	0- 0	0- 0	0- 0				
8- 12	0- 0	0- 0	CONFERENCE	0- 0	0- 0	8- 12				
4- 5	0- 0	0- 0	HOME	0- 0	0- 0	4- 5				
3- 6	0- 0	0- 0	AWAY	0- 0	0- 0	3- 6				
1- 1	0- 0	0- 0	NEUTRAL	0- 0	0- 0	1- 1				

RPI 1-25					
RPI	S	Opponent	Score		
7	A	Baylor	55	110	
10	A	Kentucky	46	109	
RPI 26-50					
RPI	S	Opponent	Score		
30	A	Southern Miss.	51	76	
RPI 51-100					
RPI	S	Opponent	Score		
90	A	TCU	64	95	
99	A	SMU	65	87	
Team's RPI: 309					
RPI 101+					
RPI	S	Opponent	Score		
150	A	Kansas St.	50	83	
170	A	Southern U.	92	100	
170	H	Southern U.	72	74	
178	A	Stephen F. Austin	55	92	
183	A	Texas Southern	76	84	
183	H	Texas Southern	63	77	
183 N	N	Texas Southern	74	82	
224	A	Prairie View	75	82	
224	H	Prairie View	61	72	
244	A	Jackson St.	79	68	
244	H	Jackson St.	51	64	
257	A	Texas Tech	68	86	
280	A	Alabama St.	77	78	
280	H	Alabama St.	66	63	
302	A	Mississippi Val.	67	59	
302	H	Mississippi Val.	70	61	
326	A	Alcorn	77	72	
326	H	Alcorn	77	78	
344	A	Alabama A&M	66	67	
344	H	Alabama A&M	90	77	
345	A	New Orleans	76	52	
347	A	Ark.-Pine Bluff	58	64	
347	H	Ark.-Pine Bluff	85	65	
347 N	N	Ark.-Pine Bluff	83	81	

Non-Div I Games:	Texas Col.	92	60	Philander Smith	70	64
------------------	------------	----	----	-----------------	----	----

Grambling

Loss, Non-Conf, S Site, H Home A Away N Neutral

Average RPI Win: 249	WON-LOST	WINNING	LAST 10	STRENGTH OF	OPP. STRENGTH	TEAM	ADJ.	CONF.	ADJ CONF.
Average RPI Loss: 146	RECORD	PCT. RANK	GAMES	SCHEDULE	OF SCHEDULE	RPI	RPI	RPI	RPI
DIV. I ONLY	5- 22	324	3- 7	147	206	310	310	14	14
DIV. I NON-CONF.	2- 5	267	0- 0	69	281	233	233	17	17
TOTALS	RPI 1-25	RPI 26-50	W-L RECORDS	RPI 51-100	RPI 101-150	RPI 150+			
5- 22	0- 0	0- 1	OVERALL	0- 7	1- 4	4- 10			
4- 9	0- 0	0- 1	HOME	0- 2	1- 1	3- 5			
1- 13	0- 0	0- 0	AWAY	0- 5	0- 3	1- 5			
0- 0	0- 0	0- 0	NEUTRAL	0- 0	0- 0	0- 0			
2- 5	0- 0	0- 1	NON-CONFERENCE	0- 3	0- 1	2- 0			
2- 1	0- 0	0- 1	HOME	0- 0	0- 0	2- 0			
0- 4	0- 0	0- 0	AWAY	0- 3	0- 1	0- 0			
0- 0	0- 0	0- 0	NEUTRAL	0- 0	0- 0	0- 0			
3- 17	0- 0	0- 0	CONFERENCE	0- 4	1- 3	2- 10			
2- 8	0- 0	0- 0	HOME	0- 2	1- 1	1- 5			
1- 9	0- 0	0- 0	AWAY	0- 2	0- 2	1- 5			
0- 0	0- 0	0- 0	NEUTRAL	0- 0	0- 0	0- 0			

RPI S	Opponent	Score	RPI S	Opponent	Score	RPI S	Opponent	Score	RPI S	Opponent	Score	Team's RPI: 310
38	H BYU	85 90	53	A San Diego	55 75	101	A Montana	52 68	101	H Montana	56 54	
			58	A Army	51 57	101	H Montana	56 54	133	A Sacramento St.	60 76	
			73	A Colorado St.	54 59	133	H Sacramento St.	104 111	138	A Seton Hall	61 78	
			80	A North Dakota	55 68	151	A Eastern Wash.	67 78	151	H Eastern Wash.	60 68	
			80	H North Dakota	72 83	176	A Idaho St.	58 60	176	H Idaho St.	84 71	
			98	A Southern Utah	64 76	194	A Montana St.	71 87	194	H Montana St.	71 75	
			98	H Southern Utah	64 80	220	A Northern Colo.	63 70	220	H Northern Colo.	49 68	
						272	A Portland St.	60 66	272	H Portland St.	60 62	
						289	A Northern Ariz.	74 73	289	H Northern Ariz.	87 96	
						338	H Utah Valley	79 64	343	H Air Force	81 69	
LAST 12 Division I GAMES:												
151	H Eastern Wash.	60 68	176	H Idaho St.	84 71							
272	H Portland St.	60 62	98	H Southern Utah	64 80							
289	A Northern Ariz.	74 73	220	A Northern Colo.	63 70							
133	A Sacramento St.	60 76	80	A North Dakota	55 68							
194	H Montana St.	71 75	133	H Sacramento St.	104 111							
101	H Montana	56 54	289	H Northern Ariz.	87 96							

Non-Div I Games: Montana Western 77 57 Walla Walla 107 25

Weber St.

Loss, Non-Conf, S Site, H Home A Away N Neutral

Average RPI Win:	303	WON-LOST	WINNING	LAST 10	STRENGTH OF	OPP. STRENGTH	TEAM	ADJ.	CONF.	ADJ CONF.
Average RPI Loss:	203	RECORD	PCT. RANK	GAMES	SCHEDULE	OF SCHEDULE	RPI	RPI	RPI	RPI
DIV. I ONLY	9- 19	273	4- 6	308	332	311	311	30	30	
DIV. I NON-CONF.	3- 9	280	0- 0	284	313	309	309	30	30	
TOTALS	RPI 1-25	RPI 26-50	W-L RECORDS	RPI 51-100	RPI 101-150	RPI 150+				
9- 19	0- 0	0- 0	OVERALL	0- 4	0- 2	9- 13				
6- 6	0- 0	0- 0	HOME	0- 1	0- 1	6- 4				
3- 12	0- 0	0- 0	AWAY	0- 2	0- 1	3- 9				
0- 1	0- 0	0- 0	NEUTRAL	0- 1	0- 0	0- 0				
3- 9	0- 0	0- 0	NON-CONFERENCE	0- 2	0- 2	3- 5				
2- 2	0- 0	0- 0	HOME	0- 0	0- 1	2- 1				
1- 6	0- 0	0- 0	AWAY	0- 1	0- 1	1- 4				
0- 1	0- 0	0- 0	NEUTRAL	0- 1	0- 0	0- 0				
6- 10	0- 0	0- 0	CONFERENCE	0- 2	0- 0	6- 8				
4- 4	0- 0	0- 0	HOME	0- 1	0- 0	4- 3				
2- 6	0- 0	0- 0	AWAY	0- 1	0- 0	2- 5				
0- 0	0- 0	0- 0	NEUTRAL	0- 0	0- 0	0- 0				

RPI S	Opponent	Score	RPI S	Opponent	Score	RPI S	Opponent	Score	RPI S	Opponent	Score	Team's RPI: 311
						74 N	Arkansas	37 88	104 A	Missouri	57 62	
						75 A	UT Martin	71 100	107 H	Western Ky.	75 90	
						75 H	UT Martin	70 102	193 A	Missouri St.	66 77	
						83 A	Wichita St.	46 67	196 H	Belmont	74 81	
									210 A	Saint Louis	34 52	
									249 A	Eastern Ky.	56 75	
									252 A	Tennessee Tech	61 63	
									254 A	Western Ill.	58 79	
									263 A	Austin Peay	75 64	
									263 H	Austin Peay	74 87	
									264 H	Tennessee St.	67 75	
									275 A	New Mexico	55 73	
									283 H	Bradley	68 72	
									286 H	Jacksonville St.	59 48	
									292 A	SIU Edwardsville	69 60	
									292 H	SIU Edwardsville	79 71	
									295 A	Morehead St.	59 62	
									298 A	Eastern Ill.	48 53	
									298 H	Eastern Ill.	66 49	
									308 H	UMKC	76 74	
									312 A	Murray St.	55 66	
									312 H	Murray St.	65 57	
									335 H	Southern Ill.	72 50	
									344 A	Alabama A&M	76 64	
LAST 12 Division I GAMES:												
312 H	Murray St.	65 57	298 A	Eastern Ill.	48 53							
252 A	Tennessee Tech	61 63	263 H	Austin Peay	74 87							
286 H	Jacksonville St.	59 48	249 A	Eastern Ky.	56 75							
312 A	Murray St.	55 66	292 H	SIU Edwardsville	79 71							
75 H	UT Martin	70 102	298 H	Eastern Ill.	66 49							
292 A	SIU Edwardsville	69 60	295 A	Morehead St.	59 62							

Non-Div I Games: Ill.-Springfield 72 56

Southeast Mo. St.

■ Loss,
 ■ Non-Conf,
 ■ S Site,
 ■ Home
 ■ A Away
 N Neutral

Average RPI Win:	280	WON-LOST	WINNING	LAST 10	STRENGTH OF	OPP. STRENGTH	TEAM	ADJ.	CONF.	ADJ CONF.
Average RPI Loss:	219	RECORD	PCT. RANK	GAMES	SCHEDULE	OF SCHEDULE	RPI	RPI	RPI	RPI
DIV. I ONLY	10- 17	249	3- 7	334	329	312	312	30	30	
DIV. I NON-CONF.	6- 5	136	0- 0	324	312	213	213	30	30	
TOTALS	RPI 1-25	RPI 26-50	W-L RECORDS	RPI 51-100	RPI 101-150	RPI 150+				
10- 17	0- 0	0- 0	OVERALL	0- 4	0- 1	10- 12				
7- 5	0- 0	0- 0	HOME	0- 2	0- 0	7- 3				
2- 12	0- 0	0- 0	AWAY	0- 2	0- 1	2- 9				
1- 0	0- 0	0- 0	NEUTRAL	0- 0	0- 0	1- 0				
6- 5	0- 0	0- 0	NON-CONFERENCE	0- 2	0- 1	6- 2				
3- 1	0- 0	0- 0	HOME	0- 1	0- 0	3- 0				
2- 4	0- 0	0- 0	AWAY	0- 1	0- 1	2- 2				
1- 0	0- 0	0- 0	NEUTRAL	0- 0	0- 0	1- 0				
4- 12	0- 0	0- 0	CONFERENCE	0- 2	0- 0	4- 10				
4- 4	0- 0	0- 0	HOME	0- 1	0- 0	4- 3				
0- 8	0- 0	0- 0	AWAY	0- 1	0- 0	0- 7				
0- 0	0- 0	0- 0	NEUTRAL	0- 0	0- 0	0- 0				

RPI 1-25			RPI 26-50			RPI 51-100			RPI 101+			Team's RPI: 312					
RPI	S	Opponent	Score	RPI	S	Opponent	Score	RPI	S	Opponent	Score	RPI	S	Opponent	Score		
								60	A	Stetson	72 103	107	A	Western Ky.	63 86		
								75	A	UT Martin	67 84	196	A	Belmont	57 67		
								75	H	UT Martin	87 88	206	A	Evansville	62 50		
								91	H	Wright St.	69 95	210	H	Saint Louis	83 64		
												239	N	Bethune-Cookman	81 70		
												249	A	Eastern Ky.	72 86		
												252	H	Tennessee Tech	65 81		
												260	A	Xavier	66 70		
												263	A	Austin Peay	71 86		
												263	H	Austin Peay	76 68		
												264	A	Tennessee St.	65 72		
												286	H	Jacksonville St.	76 78		
												292	A	SIU Edwardsville	67 71		
												292	H	SIU Edwardsville	61 73		
												295	H	Morehead St.	84 81		
												298	A	Eastern Ill.	74 80		
												298	H	Eastern Ill.	83 74		
												306	A	Lipscomb	86 79		
												311	A	Southeast Mo. St.	57 65		
												311	H	Southeast Mo. St.	66 55		
LAST 12 Division I GAMES:																	
				311	A	Southeast Mo. St.	57 65		264	A	Tennessee St.	65 72		324	H	Kennesaw St.	72 66
				295	H	Morehead St.	84 81		263	A	Austin Peay	71 86		344	A	Alabama A&M	62 69
				75	A	UT Martin	67 84		252	H	Tennessee Tech	65 81		345	H	New Orleans	88 47
				311	H	Southeast Mo. St.	66 55		286	H	Jacksonville St.	76 78					
				292	H	SIU Edwardsville	61 73		298	A	Eastern Ill.	74 80					
				298	H	Eastern Ill.	83 74		292	A	SIU Edwardsville	67 71					

Non-Div I Games: Robert Morris-S'fiel01 44

Murray St.

■ Loss,
 ■ Non-Conf,
 ■ S Site,
 ■ Home
 ■ A Away
 N Neutral

Massachusetts

Through Games Of March 16, 2014

Average RPI Win:	231	WON-LOST	WINNING	LAST 10	STRENGTH OF	OPP. STRENGTH	TEAM	ADJ.	CONF.	ADJ CONF.
Average RPI Loss:	150	RECORD	PCT. RANK	GAMES	SCHEDULE	OF SCHEDULE	RPI	RPI	RPI	RPI
DIV. I ONLY	4- 27	340	1- 9	149	125	313	313	9	9	
DIV. I NON-CONF.	3- 11	293	0- 0	244	221	295	295	9	9	
TOTALS	RPI 1-25	RPI 26-50	W-L RECORDS	RPI 51-100	RPI 101-150	RPI 150+				
4- 27	0- 2	0- 4	OVERALL	1- 7	0- 2	3- 12				
2- 11	0- 2	0- 2	HOME	1- 3	0- 1	1- 3				
2- 13	0- 0	0- 2	AWAY	0- 4	0- 1	2- 6				
0- 3	0- 0	0- 0	NEUTRAL	0- 0	0- 0	0- 3				
3- 11	0- 0	0- 2	NON-CONFERENCE	1- 1	0- 1	2- 7				
1- 4	0- 0	0- 1	HOME	1- 0	0- 0	0- 3				
2- 5	0- 0	0- 1	AWAY	0- 1	0- 1	2- 2				
0- 2	0- 0	0- 0	NEUTRAL	0- 0	0- 0	0- 2				
1- 16	0- 2	0- 2	CONFERENCE	0- 6	0- 1	1- 5				
1- 7	0- 2	0- 1	HOME	0- 3	0- 1	1- 0				
0- 8	0- 0	0- 1	AWAY	0- 3	0- 0	0- 4				
0- 1	0- 0	0- 0	NEUTRAL	0- 0	0- 0	0- 1				

RPI S	Opponent	Score	RPI S	Opponent	Score	RPI S	Opponent	Score	RPI S	Opponent	Score	Team's RPI: 313
16	H Dayton	67 81	32	A Bowling Green	46 86	51	H Rutgers	64 63	111	A Holy Cross	54 76	
22	H Saint Joseph's	51 85	37	A Fordham	54 80	62	H St. Bonaventure	66 88	124	H Richmond	76 89	
			37	H Fordham	61 75	71	A American	59 82	162	A La Salle	41 78	
			40	H Central Mich.	61 105	72	A George Washington	54 78	200	H Northeastern	76 95	
						72	H George Washington	76 89	204	H Boston U.	63 66	
						79	A Duquesne	52 67	210	A Saint Louis	68 87	
						100	A VCU	54 112	228	A Maine	56 86	
						100	H VCU	51 81	237	A Hartford	63 59	
									244	H Western Mich.	58 66	
									281	A George Mason	73 101	
									281	N George Mason	75 85	
									284	N William & Mary	88 96	
									300	A Kent St.	69 61	
									307	A Dartmouth	72 76	
									328	N Binghamton	51 56	
									334	A Rhode Island	64 73	
									334	H Rhode Island	69 56	
LAST 12 Division I GAMES:												
281	N George Mason	75 85	281	A George Mason	73 101							
210	A Saint Louis	68 87	62	H St. Bonaventure	66 88							
22	H Saint Joseph's	51 85	334	A Rhode Island	64 73							
334	H Rhode Island	69 56	72	H George Washington	76 89							
124	H Richmond	76 89	37	A Fordham	54 80							
72	A George Washington	54 78	16	H Dayton	67 81							

Non-Div I Games:

Massachusetts

Loss, Non-Conf, S Site, H Home A Away N Neutral

Average RPI Win: 244	WON-LOST	WINNING	LAST 10	STRENGTH OF	OPP. STRENGTH	TEAM	ADJ.	CONF.	ADJ CONF.
Average RPI Loss: 180	RECORD	PCT. RANK	GAMES	SCHEDULE	OF SCHEDULE	RPI	RPI	RPI	RPI
DIV. I ONLY	4- 24	338	3- 6	139	281	314	314	23	23
DIV. I NON-CONF.	1- 10	331	0- 0	32	239	254	254	24	24
TOTALS	RPI 1-25	RPI 26-50	W-L RECORDS	RPI 51-100	RPI 101-150	RPI 150+			
4- 24	0- 1	0- 0	OVERALL	0- 7	0- 3	4- 13			
2- 9	0- 0	0- 0	HOME	0- 2	0- 0	2- 7			
2- 12	0- 1	0- 0	AWAY	0- 5	0- 1	2- 5			
0- 3	0- 0	0- 0	NEUTRAL	0- 0	0- 2	0- 1			
1- 10	0- 1	0- 0	NON-CONFERENCE	0- 4	0- 2	1- 3			
1- 2	0- 0	0- 0	HOME	0- 1	0- 0	1- 1			
0- 6	0- 1	0- 0	AWAY	0- 3	0- 1	0- 1			
0- 2	0- 0	0- 0	NEUTRAL	0- 0	0- 1	0- 1			
3- 14	0- 0	0- 0	CONFERENCE	0- 3	0- 1	3- 10			
1- 7	0- 0	0- 0	HOME	0- 1	0- 0	1- 6			
2- 6	0- 0	0- 0	AWAY	0- 2	0- 0	2- 4			
0- 1	0- 0	0- 0	NEUTRAL	0- 0	0- 1	0- 0			

RPI 1-25			RPI 26-50			RPI 51-100			RPI 101+ Team's RPI: 314		
RPI	S	Opponent	Score	RPI	S	Opponent	Score	RPI	S	Opponent	Score
18	A	North Carolina St.	52 94					55	H	Penn	51 85
								58	A	Army	48 73
								65	A	Hampton	45 99
								65	H	Hampton	46 90
								72	A	George Washington	60 75
								85	A	N.C. A&T	48 78
								96	A	Miami (FL)	42 80
								113	N	Fairfield	46 75
								135	A	Stony Brook	55 79
								148	N	Savannah St.	71 82
								155	A	Coppin St.	60 76
								155	H	Coppin St.	66 61
								187	H	Florida A&M	61 79
								214	H	Cornell	42 59
								221	H	Towson	69 63
								239	H	Bethune-Cookman	45 47
								253	A	N.C. Central	48 50
								258	N	Western Caro.	56 82
								267	A	Brown	53 63
								278	A	Howard	59 58
								278	H	Howard	66 71
								297	A	Norfolk St.	52 61
								297	H	Norfolk St.	63 64
								315	H	South Carolina St.	53 80
								319	A	UMES	46 91
								322	A	Delaware St.	65 54
								322	H	Delaware St.	66 86
LAST 12 Division I GAMES:											
148	N	Savannah St.	71 82	319	A	UMES	46 91				
278	A	Howard	59 58	155	A	Coppin St.	60 76				
187	H	Florida A&M	61 79	297	H	Norfolk St.	63 64				
239	H	Bethune-Cookman	45 47	65	H	Hampton	46 90				
322	A	Delaware St.	65 54	322	H	Delaware St.	66 86				
155	H	Coppin St.	66 61	253	A	N.C. Central	48 50				

Non-Div I Games: Wesley 90 55 Lincoln (PA) 86 **94**

Morgan St.

Loss, Non-Conf, S Site, H Home A Away N Neutral

Average RPI Win:	261	WON-LOST	WINNING	LAST 10	STRENGTH OF	OPP. STRENGTH	TEAM	ADJ.	CONF.	ADJ CONF.
Average RPI Loss:	186	RECORD	PCT. RANK	GAMES	SCHEDULE	OF SCHEDULE	RPI	RPI	RPI	RPI
DIV. I ONLY	6- 20	309	2- 8	276	251	315	315	23	23	
DIV. I NON-CONF.	1- 8	318	0- 0	254	242	330	330	24	24	
TOTALS	RPI 1-25	RPI 26-50	W-L RECORDS	RPI 51-100	RPI 101-150	RPI 150+				
6- 20	0- 1	0- 1	OVERALL	0- 3	1- 2	5- 13				
4- 5	0- 0	0- 0	HOME	0- 2	1- 0	3- 3				
2- 14	0- 1	0- 1	AWAY	0- 1	0- 2	2- 9				
0- 1	0- 0	0- 0	NEUTRAL	0- 0	0- 0	0- 1				
1- 8	0- 1	0- 1	NON-CONFERENCE	0- 0	0- 1	1- 5				
1- 0	0- 0	0- 0	HOME	0- 0	0- 0	1- 0				
0- 8	0- 1	0- 1	AWAY	0- 0	0- 1	0- 5				
0- 0	0- 0	0- 0	NEUTRAL	0- 0	0- 0	0- 0				
5- 12	0- 0	0- 0	CONFERENCE	0- 3	1- 1	4- 8				
3- 5	0- 0	0- 0	HOME	0- 2	1- 0	2- 3				
2- 6	0- 0	0- 0	AWAY	0- 1	0- 1	2- 4				
0- 1	0- 0	0- 0	NEUTRAL	0- 0	0- 0	0- 1				

RPI 1-25				RPI 26-50				RPI 51-100				RPI 101+ Team's RPI: 315			
RPI	S	Opponent	Score	RPI	S	Opponent	Score	RPI	S	Opponent	Score	RPI	S	Opponent	Score
6	A	South Carolina	26 70	47	A	Georgia	58 74	65	H	Hampton	47 78	145	A	Col. of Charleston	56 70
								85	A	N.C. A&T	42 52	148	A	Savannah St.	51 60
								85	H	N.C. A&T	49 73	148	H	Savannah St.	66 62
												155	A	Coppin St.	49 62
												158	A	USC Upstate	57 58
												164	A	Clemson	46 88
												187	A	Florida A&M	64 70
												187	H	Florida A&M	68 57
												239	A	Bethune-Cookman	56 64
												239	H	Bethune-Cookman	53 71
												239	N	Bethune-Cookman	55 64
												253	A	N.C. Central	43 60
												253	H	N.C. Central	51 57
												276	H	Presbyterian	43 41
												286	A	Jacksonville St.	63 73
												297	H	Norfolk St.	54 59
												314	A	Morgan St.	80 53
												319	H	UMES	63 50
												321	A	UNC Greensboro	63 72
												322	A	Delaware St.	64 60
												344	A	Alabama A&M	78 81
LAST 12 Division I GAMES:															
				239	N	Bethune-Cookman	55 64	253	H	N.C. Central	51 57				
				148	A	Savannah St.	51 60	322	A	Delaware St.	64 60				
				85	A	N.C. A&T	42 52	239	A	Bethune-Cookman	56 64				
				253	A	N.C. Central	43 60	187	A	Florida A&M	64 70				
				148	H	Savannah St.	66 62	65	H	Hampton	47 78				
				85	H	N.C. A&T	49 73	297	H	Norfolk St.	54 59				

Non-Div I Games: Southern Wesleyan 104 69

South Carolina St.

Average RPI Win:	243	WON-LOST	WINNING	LAST 10	STRENGTH OF	OPP. STRENGTH	TEAM	ADJ.	CONF.	ADJ CONF.
Average RPI Loss:	185	RECORD	PCT. RANK	GAMES	SCHEDULE	OF SCHEDULE	RPI	RPI	RPI	RPI
DIV. I ONLY	7- 20	299	2- 8	253	257	316	316	24	24	
DIV. I NON-CONF.	1- 8	318	0- 0	195	184	324	324	26	26	
TOTALS	RPI 1-25	RPI 26-50	W-L RECORDS	RPI 51-100	RPI 101-150	RPI 150+				
7- 20	0- 0	0- 1	OVERALL	0- 0	2- 7	5- 12				
6- 7	0- 0	0- 0	HOME	0- 0	2- 1	4- 6				
1- 12	0- 0	0- 1	AWAY	0- 0	0- 6	1- 5				
0- 1	0- 0	0- 0	NEUTRAL	0- 0	0- 0	0- 1				
1- 8	0- 0	0- 1	NON-CONFERENCE	0- 0	0- 3	1- 4				
1- 3	0- 0	0- 0	HOME	0- 0	0- 0	1- 3				
0- 4	0- 0	0- 1	AWAY	0- 0	0- 3	0- 0				
0- 1	0- 0	0- 0	NEUTRAL	0- 0	0- 0	0- 1				
6- 12	0- 0	0- 0	CONFERENCE	0- 0	2- 4	4- 8				
5- 4	0- 0	0- 0	HOME	0- 0	2- 1	3- 3				
1- 8	0- 0	0- 0	AWAY	0- 0	0- 3	1- 5				
0- 0	0- 0	0- 0	NEUTRAL	0- 0	0- 0	0- 0				

RPI S	Opponent	Score	RPI S	Opponent	Score	RPI S	Opponent	Score	RPI S	Opponent	Score	Team's RPI: 316
			30 A	Southern Miss.	68 93				106 A	Colorado	61 94	
									107 A	Western Ky.	55 81	
									107 H	Western Ky.	74 65	
									114 A	Arkansas St.	60 73	
									114 H	Arkansas St.	58 71	
									115 A	Wake Forest	66 92	
									119 A	Indiana St.	40 53	
									139 A	UALR	42 61	
									139 H	UALR	61 56	
									157 H	Ole Miss	56 72	
									182 H	Nicholls St.	60 68	
									195 A	Texas St.	61 63	
									195 H	Texas St.	60 64	
									250 A	Troy	53 78	
									250 H	Troy	76 86	
									251 H	Houston Baptist	51 54	
									252 H	Tennessee Tech	66 58	
									261 A	Georgia St.	55 63	
									261 H	Georgia St.	65 57	
									273 A	La.-Lafayette	61 68	
									273 H	La.-Lafayette	60 65	
									279 A	La.-Monroe	70 76	
									279 H	La.-Monroe	72 70	
									293 N	Samford	49 70	
									333 A	Texas-Arlington	73 72	
									333 H	Texas-Arlington	60 57	
LAST 12 Division I GAMES:												
			333 H	Texas-Arlington	60 57				107 A	Western Ky.	55 81	
			195 H	Texas St.	60 64				114 H	Arkansas St.	58 71	
			273 A	La.-Lafayette	61 68				250 A	Troy	53 78	
			279 A	La.-Monroe	70 76				139 H	UALR	61 56	
			250 H	Troy	76 86				261 A	Georgia St.	55 63	
			195 A	Texas St.	61 63				333 A	Texas-Arlington	73 72	

Non-Div I Games: Spring Hill 66 42

South Ala.

■ Loss,
■ Non-Conf,
■ S Site,
■ Home
■ A Away
N Neutral

UC Santa Barbara

Through Games Of March 16, 2014

Average RPI Win:	218	WON-LOST	WINNING	LAST 10	STRENGTH OF	OPP. STRENGTH	TEAM	ADJ.	CONF.	ADJ CONF.
Average RPI Loss:	173	RECORD	PCT. RANK	GAMES	SCHEDULE	OF SCHEDULE	RPI	RPI	RPI	RPI
DIV. I ONLY	7- 22	304	2- 8	293	169	317	317	17	17	
DIV. I NON-CONF.	4- 8	242	0- 0	288	176	286	286	14	14	
TOTALS	RPI 1-25	RPI 26-50	W-L RECORDS	RPI 51-100	RPI 101-150	RPI 150+				
7- 22	0- 0	0- 1	OVERALL	1- 0	0- 7	6- 14				
4- 11	0- 0	0- 0	HOME	1- 0	0- 3	3- 8				
3- 10	0- 0	0- 1	AWAY	0- 0	0- 4	3- 5				
0- 1	0- 0	0- 0	NEUTRAL	0- 0	0- 0	0- 1				
4- 8	0- 0	0- 1	NON-CONFERENCE	1- 0	0- 1	3- 6				
2- 5	0- 0	0- 0	HOME	1- 0	0- 0	1- 5				
2- 3	0- 0	0- 1	AWAY	0- 0	0- 1	2- 1				
0- 0	0- 0	0- 0	NEUTRAL	0- 0	0- 0	0- 0				
3- 14	0- 0	0- 0	CONFERENCE	0- 0	0- 6	3- 8				
2- 6	0- 0	0- 0	HOME	0- 0	0- 3	2- 3				
1- 7	0- 0	0- 0	AWAY	0- 0	0- 3	1- 4				
0- 1	0- 0	0- 0	NEUTRAL	0- 0	0- 0	0- 1				

RPI 1-25			RPI 26-50			RPI 51-100			RPI 101+ Team's RPI: 317		
RPI	S	Opponent	Score	RPI	S	Opponent	Score	RPI	S	Opponent	Score
				48	A	St. Mary's (CA)	79 89	65	H	Hampton	66 62
								109	A	Hawaii	60 73
								109	H	Hawaii	60 63
								122	A	Cal Poly	70 88
								122	H	Cal Poly	68 79
								147	A	Cal St. Northridge	54 78
								147	H	Cal St. Northridge	46 64
								150	A	Kansas St.	64 73
								159	H	Nevada	66 77
								161	H	Utah St.	70 81
								171	A	UC Irvine	60 77
								171	H	UC Irvine	73 77
								175	A	UC Davis	70 82
								175	H	UC Davis	47 65
								175	N	UC Davis	57 58
								185	A	Utah	57 66
								191	A	Long Beach St.	53 72
								191	H	Long Beach St.	80 69
								217	H	San Diego St.	67 71
								223	A	Cal St. Fullerton	64 54
								223	H	Cal St. Fullerton	62 67
								229	H	Seattle	78 75
								246	A	Santa Clara	67 62
								256	H	Arizona	49 51
								268	A	Pepperdine	77 69
								289	H	Northern Ariz.	56 79
								304	A	UC Riverside	57 67
LAST 12 Division I GAMES:											
				175	N	UC Davis	57 58	304	A	UC Riverside	57 67
				122	H	Cal Poly	68 79	147	A	Cal St. Northridge	54 78
				109	A	Hawaii	60 73	191	H	Long Beach St.	80 69
				175	H	UC Davis	47 65	109	H	Hawaii	60 63
				171	H	UC Irvine	73 77	175	A	UC Davis	70 82
				223	A	Cal St. Fullerton	64 54	171	A	UC Irvine	60 77

Non-Div I Games: Occidental 76 54

UC Santa Barbara

■ Loss,
 ■ Non-Conf,
 ■ S Site,
 ■ Home
 ■ A Away
 N Neutral

RPI	S	Opponent	Score
304	H	UC Riverside	74 61

Average RPI Win: 199	WON-LOST	WINNING	LAST 10	STRENGTH OF	OPP. STRENGTH	TEAM	ADJ.	CONF.	ADJ CONF.
Average RPI Loss: 178	RECORD	PCT. RANK	GAMES	SCHEDULE	OF SCHEDULE	RPI	RPI	RPI	RPI
DIV. I ONLY	4- 24	338	1- 9	166	271	318	318	21	21
DIV. I NON-CONF.	2- 11	314	0- 0	150	286	292	292	19	19
TOTALS	RPI 1-25	RPI 26-50	W-L RECORDS	RPI 51-100	RPI 101-150	RPI 150+			
4- 24	0- 0	0- 2	OVERALL	0- 3	1- 8	3- 11			
1- 9	0- 0	0- 1	HOME	0- 1	0- 3	1- 4			
1- 12	0- 0	0- 1	AWAY	0- 2	0- 2	1- 7			
2- 3	0- 0	0- 0	NEUTRAL	0- 0	1- 3	1- 0			
2- 11	0- 0	0- 0	NON-CONFERENCE	0- 3	1- 3	1- 5			
0- 3	0- 0	0- 0	HOME	0- 1	0- 1	0- 1			
0- 6	0- 0	0- 0	AWAY	0- 2	0- 0	0- 4			
2- 2	0- 0	0- 0	NEUTRAL	0- 0	1- 2	1- 0			
2- 13	0- 0	0- 2	CONFERENCE	0- 0	0- 5	2- 6			
1- 6	0- 0	0- 1	HOME	0- 0	0- 2	1- 3			
1- 6	0- 0	0- 1	AWAY	0- 0	0- 2	1- 3			
0- 1	0- 0	0- 0	NEUTRAL	0- 0	0- 1	0- 0			

RPI 1-25				RPI 26-50				RPI 51-100				RPI 101+				Team's RPI: 318	
RPI	S	Opponent	Score	RPI	S	Opponent	Score	RPI	S	Opponent	Score	RPI	S	Opponent	Score		
				49	A	South Dakota St.	53 75	80	A	North Dakota	83 88	101	N	Montana	70 53		
				49	H	South Dakota St.	53 73	82	A	Harvard	56 84	125	N	Wyoming	69 72		
								95	H	Mississippi St.	62 72	126	A	IUPUI	53 77		
												126	H	IUPUI	46 71		
												126	N	IUPUI	64 72		
												136	A	South Dakota	87 95		
												136	H	South Dakota	70 83		
												141	N	Northwestern St.	50 57		
												144	H	UNI	82 86		
												171	N	UC Irvine	64 61		
												186	A	UTSA	68 79		
												207	A	IPFW	51 57		
												207	H	IPFW	89 98		
												220	H	Northern Colo.	70 74		
												228	A	Maine	59 64		
												254	A	Western Ill.	83 77		
												254	H	Western Ill.	68 76		
												271	A	Denver	74 87		
												271	H	Denver	85 79		
												296	A	Milwaukee	64 76		
												325	A	Omaha	48 66		
												325	H	Omaha	57 68		
												343	A	Air Force	63 82		
LAST 12 Division I GAMES:																	
				126	N	IUPUI	64 72	207	A	IPFW	51 57						
				271	A	Denver	74 87	126	A	IUPUI	53 77						
				136	A	South Dakota	87 95	271	H	Denver	85 79						
				49	A	South Dakota St.	53 75	136	H	South Dakota	70 83						
				325	H	Omaha	57 68	49	H	South Dakota St.	53 73						
				254	H	Western Ill.	68 76	254	A	Western Ill.	83 77						

Non-Div I Games: Valley City St. 83 61 Mayville St. 112 62

North Dakota St.

■ Loss,
 ■ Non-Conf, S Site,
 ■ Home
 ■ Away
 N Neutral

U
M
E
S

U
M
E
S

UMES

Page 354

Valparaiso

Through Games Of March 16, 2014

Average RPI Win:	291	WON-LOST	WINNING	LAST 10	STRENGTH OF	OPP. STRENGTH	TEAM	ADJ.	CONF.	ADJ CONF.
Average RPI Loss:	171	RECORD	PCT. RANK	GAMES	SCHEDULE	OF SCHEDULE	RPI	RPI	RPI	RPI
DIV. I ONLY	6- 25	321	3- 7	256	201	320	320	22	22	
DIV. I NON-CONF.	2- 11	314	0- 0	251	145	308	308	21	21	
TOTALS	RPI 1-25	RPI 26-50	W-L RECORDS	RPI 51-100	RPI 101-150	RPI 150+				
6- 25	0- 1	0- 0	OVERALL	0- 2	0- 8	6- 14				
3- 9	0- 0	0- 0	HOME	0- 1	0- 5	3- 3				
2- 15	0- 1	0- 0	AWAY	0- 1	0- 3	2- 10				
1- 1	0- 0	0- 0	NEUTRAL	0- 0	0- 0	1- 1				
2- 11	0- 1	0- 0	NON-CONFERENCE	0- 0	0- 3	2- 7				
0- 4	0- 0	0- 0	HOME	0- 0	0- 3	0- 1				
1- 6	0- 1	0- 0	AWAY	0- 0	0- 0	1- 5				
1- 1	0- 0	0- 0	NEUTRAL	0- 0	0- 0	1- 1				
4- 14	0- 0	0- 0	CONFERENCE	0- 2	0- 5	4- 7				
3- 5	0- 0	0- 0	HOME	0- 1	0- 2	3- 2				
1- 9	0- 0	0- 0	AWAY	0- 1	0- 3	1- 5				
0- 0	0- 0	0- 0	NEUTRAL	0- 0	0- 0	0- 0				

RPI	S	Opponent	Score	RPI	S	Opponent	Score	RPI	S	Opponent	Score	RPI	S	Opponent	Score	Team's RPI: 320
1	A	Notre Dame	46 96					91	A	Wright St.	80 101	110	A	Green Bay	42 70	
								91	H	Wright St.	65 79	110	A	Green Bay	55 72	
												110	H	Green Bay	49 53	
												112	H	Butler	50 65	
												121	A	Ill.-Chicago	51 69	
												121	H	Ill.-Chicago	73 82	
												126	H	IUPUI	51 84	
												136	H	South Dakota	70 81	
												165	A	FIU	47 65	
												180	A	Illinois	59 87	
												194	N	Montana St.	85 96	
												198	A	Toledo	63 61	
												201	A	Cleveland St.	74 82	
												201	H	Cleveland St.	66 76	
												208	A	Tulsa	70 84	
												210	A	Saint Louis	56 78	
												211	A	Youngstown St.	56 84	
												211	H	Youngstown St.	49 62	
												231	A	Oakland	55 88	
												231	H	Oakland	84 70	
												244	H	Western Mich.	50 72	
												252	A	Tennessee Tech	78 84	
												296	A	Milwaukee	80 85	
												296	H	Milwaukee	94 80	
												336	A	Detroit	79 81	
												336	A	Detroit	76 69	
LAST 12 Division I GAMES:																
110	A	Green Bay	55 72	231	H	Oakland	84 70									
336	A	Detroit	76 69	211	A	Youngstown St.	56 84									
91	A	Wright St.	80 101	201	A	Cleveland St.	74 82									
296	H	Milwaukee	94 80	121	H	Ill.-Chicago	73 82									
110	H	Green Bay	49 53	110	A	Green Bay	42 70									
336	A	Detroit	79 81	296	A	Milwaukee	80 85									

Non-Div I Games:

Valparaiso

■ Loss,
■ Non-Conf,
■ S Site,
■ H Home
■ A Away
N Neutral

RPI S Opponent Score

RPI	S	Opponent	Score
336	H	Detroit	85 44
346	N	Chicago St.	74 50

V
a
l
p
a
r
a
i
s
o

V
a
l
p
a
r
a
i
s
o

Valparaiso

UNC Greensboro

Through Games Of March 16, 2014

Average RPI Win:	242	WON-LOST	WINNING	LAST 10	STRENGTH OF	OPP. STRENGTH	TEAM	ADJ.	CONF.	ADJ CONF.
Average RPI Loss:	184	RECORD	PCT. RANK	GAMES	SCHEDULE	OF SCHEDULE	RPI	RPI	RPI	RPI
DIV. I ONLY	7- 23	305	2- 8	214	292	321	321	26	26	
DIV. I NON-CONF.	4- 7	229	0- 0	77	258	206	206	25	25	
TOTALS	RPI 1-25	RPI 26-50	W-L RECORDS	RPI 51-100	RPI 101-150	RPI 150+				
7- 23	0- 0	0- 4	OVERALL	0- 2	2- 0	5- 17				
6- 9	0- 0	0- 1	HOME	0- 2	2- 0	4- 6				
1- 12	0- 0	0- 3	AWAY	0- 0	0- 0	1- 9				
0- 2	0- 0	0- 0	NEUTRAL	0- 0	0- 0	0- 2				
4- 7	0- 0	0- 2	NON-CONFERENCE	0- 2	2- 0	2- 3				
3- 3	0- 0	0- 0	HOME	0- 2	2- 0	1- 1				
1- 3	0- 0	0- 2	AWAY	0- 0	0- 0	1- 1				
0- 1	0- 0	0- 0	NEUTRAL	0- 0	0- 0	0- 1				
3- 16	0- 0	0- 2	CONFERENCE	0- 0	0- 0	3- 14				
3- 6	0- 0	0- 1	HOME	0- 0	0- 0	3- 5				
0- 9	0- 0	0- 1	AWAY	0- 0	0- 0	0- 8				
0- 1	0- 0	0- 0	NEUTRAL	0- 0	0- 0	0- 1				

RPI S	Opponent	Score	RPI S	Opponent	Score	RPI S	Opponent	Score	RPI S	Opponent	Score	Team's RPI: 321
37	A Fordham	48 79	62	H St. Bonaventure	46 58	120	H High Point	81 76				
39	A Florida St.	59 93	100	H VCU	72 95	145	H Col. of Charleston	64 56				
44	A Chattanooga	56 77				156	A Furman	64 73				
44	H Chattanooga	53 86				156	H Furman	64 77				
						164	H Clemson	71 77				
						166	A Davidson	59 78				
						166	H Davidson	66 75				
						184	A Elon	57 80				
						184	H Elon	73 62				
						208	N Tulsa	71 76				
						235	A Appalachian St.	67 76				
						235	H Appalachian St.	56 75				
						243	A Gardner-Webb	60 71				
						258	A Western Caro.	51 63				
						258	H Western Caro.	49 60				
						258	N Western Caro.	60 77				
						293	A Samford	57 68				
						293	H Samford	52 65				
						294	A Ga. Southern	71 74				
						294	H Ga. Southern	76 65				
						297	A Norfolk St.	73 66				
						315	H South Carolina St.	72 63				
						340	A Wofford	70 76				
						340	H Wofford	87 79				
LAST 12 Division I GAMES:												
258	N Western Caro.	60 77	235	A Appalachian St.	67 76							
44	A Chattanooga	56 77	294	H Ga. Southern	76 65							
293	A Samford	57 68	166	H Davidson	66 75							
340	H Wofford	87 79	184	A Elon	57 80							
156	H Furman	64 77	156	A Furman	64 73							
258	A Western Caro.	51 63	340	A Wofford	70 76							

Non-Div I Games:

UNC Greensboro

■ Loss,
 ■ Non-Conf,
 ■ S Site,
 ■ Home
 ■ A Away
 N Neutral

Schedule 50:				Through Games Of March 10, 1911						
Average RPI Win:	298	WON-LOST	WINNING	LAST 10	STRENGTH OF	OPP. STRENGTH	TEAM	ADJ.	CONF.	ADJ CONF.
Average RPI Loss:	178	RECORD	PCT. RANK	GAMES	SCHEDULE	OF SCHEDULE	RPI	RPI	RPI	RPI
DIV. I ONLY	6- 21	310	2- 8	279	239	322	322	23	23	
DIV. I NON-CONF.	3- 7	260	0- 0	103	181	195	195	24	24	
TOTALS	RPI 1-25	RPI 26-50	W-L RECORDS	RPI 51-100	RPI 101-150	RPI 150+				
6- 21	0- 2	0- 1	OVERALL	0- 2	0- 3	6- 13				
4- 7	0- 0	0- 0	HOME	0- 1	0- 1	4- 5				
2- 13	0- 2	0- 1	AWAY	0- 1	0- 2	2- 7				
0- 1	0- 0	0- 0	NEUTRAL	0- 0	0- 0	0- 1				
3- 7	0- 2	0- 1	NON-CONFERENCE	0- 0	0- 2	3- 2				
2- 1	0- 0	0- 0	HOME	0- 0	0- 0	2- 1				
1- 6	0- 2	0- 1	AWAY	0- 0	0- 2	1- 1				
0- 0	0- 0	0- 0	NEUTRAL	0- 0	0- 0	0- 0				
3- 14	0- 0	0- 0	CONFERENCE	0- 2	0- 1	3- 11				
2- 6	0- 0	0- 0	HOME	0- 1	0- 1	2- 4				
1- 7	0- 0	0- 0	AWAY	0- 1	0- 0	1- 6				
0- 1	0- 0	0- 0	NEUTRAL	0- 0	0- 0	0- 1				

RPI 1-25				RPI 26-50				RPI 51-100				RPI 101+				Team's RPI: 322	
RPI	S	Opponent	Score	RPI	S	Opponent	Score	RPI	S	Opponent	Score	RPI	S	Opponent	Score		
12	A	West Virginia	47 109	43	A	Vanderbilt	67 73	65	H	Hampton	39 79	103	A	Albany (NY)	71 87		
20	A	Maryland	44 93					85	A	N.C. A&T	47 50	130	A	Old Dominion	67 97		
												148	H	Savannah St.	71 77		
												155	A	Coppin St.	54 81		
												155	H	Coppin St.	75 80		
												163	H	St. Francis Brooklyn	55 68		
												187	A	Florida A&M	79 95		
												187	N	Florida A&M	58 86		
												239	A	Bethune-Cookman	51 80		
												253	A	N.C. Central	61 75		
												266	A	Manhattan	80 69		
												270	A	Marshall	47 62		
												278	A	Howard	64 70		
												278	H	Howard	64 61		
												281	H	George Mason	90 83		
												297	H	Norfolk St.	48 57		
												314	A	Morgan St.	86 66		
												314	H	Morgan St.	54 65		
												315	H	South Carolina St.	60 64		
												319	A	UMES	71 74		
												319	H	UMES	79 68		
												330	H	NJIT	75 72		
LAST 12 Division I GAMES:																	
				187	N	Florida A&M	58 86	239	A	Bethune-Cookman	51 80						
				319	A	UMES	71 74	148	H	Savannah St.	71 77						
				278	H	Howard	64 61	315	H	South Carolina St.	60 64						
				314	H	Morgan St.	54 65	155	A	Coppin St.	54 81						
				319	H	UMES	79 68	314	A	Morgan St.	86 66						
				187	A	Florida A&M	79 95	85	A	N.C. A&T	47 50						

Non-Div I Games:	Wesley	79	37	Wilmington (DE)	86	73
------------------	--------	----	----	-----------------	----	----

Delaware St.

Loss, Non-Conf, S Site, H Home A Away N Neutral

Charleston So.

Through Games Of March 16, 2014

Average RPI Win:	247	WON-LOST	WINNING	LAST 10	STRENGTH OF	OPP. STRENGTH	TEAM	ADJ.	CONF.	ADJ CONF.
Average RPI Loss:	199	RECORD	PCT. RANK	GAMES	SCHEDULE	OF SCHEDULE	RPI	RPI	RPI	RPI
DIV. I ONLY	5- 22	324	0- 10	243	297	323	323	27	27	
DIV. I NON-CONF.	1- 5	306	0- 0	82	174	266	266	29	29	
TOTALS	RPI 1-25	RPI 26-50	W-L RECORDS	RPI 51-100	RPI 101-150	RPI 150+				
5- 22	0- 2	0- 0	OVERALL	0- 2	1- 5	4- 13				
2- 10	0- 0	0- 0	HOME	0- 1	0- 3	2- 6				
3- 12	0- 2	0- 0	AWAY	0- 1	1- 2	2- 7				
0- 0	0- 0	0- 0	NEUTRAL	0- 0	0- 0	0- 0				
1- 5	0- 2	0- 0	NON-CONFERENCE	0- 0	0- 2	1- 1				
1- 1	0- 0	0- 0	HOME	0- 0	0- 1	1- 0				
0- 4	0- 2	0- 0	AWAY	0- 0	0- 1	0- 1				
0- 0	0- 0	0- 0	NEUTRAL	0- 0	0- 0	0- 0				
4- 17	0- 0	0- 0	CONFERENCE	0- 2	1- 3	3- 12				
1- 9	0- 0	0- 0	HOME	0- 1	0- 2	1- 6				
3- 8	0- 0	0- 0	AWAY	0- 1	1- 1	2- 6				
0- 0	0- 0	0- 0	NEUTRAL	0- 0	0- 0	0- 0				

RPI 1-25				RPI 26-50				RPI 51-100				RPI 101+				Team's RPI: 323	
RPI	S	Opponent	Score	RPI	S	Opponent	Score	RPI	S	Opponent	Score	RPI	S	Opponent	Score		
6	A	South Carolina	29 99					87	A	Winthrop	49 69	120	A	High Point	56 53		
21	A	North Carolina	49 100					87	H	Winthrop	48 59	120	H	High Point	90 91		
												131	A	Liberty	45 66		
												131	H	Liberty	69 92		
												148	A	Savannah St.	47 75		
												148	H	Savannah St.	63 72		
												169	A	Campbell	81 71		
												169	H	Campbell	71 72		
												240	A	Coastal Caro.	71 106		
												240	A	Coastal Caro.	70 85		
												240	H	Coastal Caro.	63 77		
												243	A	Gardner-Webb	62 74		
												243	H	Gardner-Webb	51 55		
												258	A	Western Caro.	47 56		
												276	A	Presbyterian	55 66		
												276	H	Presbyterian	68 50		
												299	A	UNC Asheville	48 73		
												299	H	UNC Asheville	46 61		
												327	A	Longwood	59 71		
												327	H	Longwood	71 78		
												331	A	Radford	84 64		
												331	H	Radford	57 60		
												340	H	Wofford	68 45		
LAST 12 Division I GAMES:																	
240	A	Coastal Caro.	71 106	131	A	Liberty	45 66										
243	A	Gardner-Webb	62 74	327	A	Longwood	59 71										
276	A	Presbyterian	55 66	331	H	Radford	57 60										
240	A	Coastal Caro.	70 85	87	H	Winthrop	48 59										
120	H	High Point	90 91	299	A	UNC Asheville	48 73										
169	H	Campbell	71 72	243	H	Gardner-Webb	51 55										

Non-Div I Games: Trinity Baptist 101 47 Converse 88 48 Southern Wesleyan 85 55

Charleston So.

Loss, Non-Conf, S Site, H Home A Away N Neutral

Average RPI Win:	285	WON-LOST	WINNING	LAST 10	STRENGTH OF	OPP. STRENGTH	TEAM	ADJ.	CONF.	ADJ CONF.
Average RPI Loss:	174	RECORD	PCT. RANK	GAMES	SCHEDULE	OF SCHEDULE	RPI	RPI	RPI	RPI
DIV. I ONLY	6- 24	318	2- 8	221	269	324	324	20	20	
DIV. I NON-CONF.	2- 9	299	0- 0	242	330	328	328	20	20	
TOTALS	RPI 1-25	RPI 26-50	W-L RECORDS	RPI 51-100	RPI 101-150	RPI 150+				
6- 24	0- 1	0- 1	OVERALL	0- 6	0- 1	6- 15				
5- 9	0- 0	0- 0	HOME	0- 3	0- 0	5- 6				
1- 15	0- 1	0- 1	AWAY	0- 3	0- 1	1- 9				
0- 0	0- 0	0- 0	NEUTRAL	0- 0	0- 0	0- 0				
2- 9	0- 1	0- 1	NON-CONFERENCE	0- 1	0- 1	2- 5				
2- 3	0- 0	0- 0	HOME	0- 1	0- 0	2- 2				
0- 6	0- 1	0- 1	AWAY	0- 0	0- 1	0- 3				
0- 0	0- 0	0- 0	NEUTRAL	0- 0	0- 0	0- 0				
4- 15	0- 0	0- 0	CONFERENCE	0- 5	0- 0	4- 10				
3- 6	0- 0	0- 0	HOME	0- 2	0- 0	3- 4				
1- 9	0- 0	0- 0	AWAY	0- 3	0- 0	1- 6				
0- 0	0- 0	0- 0	NEUTRAL	0- 0	0- 0	0- 0				

RPI 1-25				RPI 26-50				RPI 51-100				RPI 101+ Team's RPI: 324			
RPI	S	Opponent	Score	RPI	S	Opponent	Score	RPI	S	Opponent	Score	RPI	S	Opponent	Score
17	A	Middle Tenn.	32 68	47	A	Georgia	32 91	54	A	FGCU	42 76	145	A	Col. of Charleston	66 87
								54	H	FGCU	55 69	153	A	Northern Ky.	51 79
								60	A	Stetson	56 73	153	H	Northern Ky.	53 39
								60	A	Stetson	57 87	158	A	USC Upstate	64 72
								60	H	Stetson	75 98	158	H	USC Upstate	78 90
								63	H	Florida	62 83	188	A	Mercer	59 64
												188	H	Mercer	53 74
												222	A	Jacksonville	46 65
												222	H	Jacksonville	63 74
												243	A	Gardner-Webb	58 84
												261	H	Georgia St.	54 60
												264	H	Tennessee St.	70 68
												286	A	Jacksonville St.	65 78
												287	A	East Tenn. St.	68 74
												287	H	East Tenn. St.	60 63
												305	H	Columbia	61 78
												306	A	Lipscomb	82 78
												306	H	Lipscomb	88 79
												312	A	Murray St.	66 72
												339	A	North Florida	46 50
												339	H	North Florida	59 51
												344	H	Alabama A&M	83 79
LAST 12 Division I GAMES:															
60	A	Stetson	56 73	54	A	FGCU	42 76								
339	A	North Florida	46 50	60	A	Stetson	57 87								
222	A	Jacksonville	46 65	153	H	Northern Ky.	53 39								
188	H	Mercer	53 74	306	H	Lipscomb	88 79								
158	H	USC Upstate	78 90	188	A	Mercer	59 64								
287	H	East Tenn. St.	60 63	158	A	USC Upstate	64 72								

Non-Div I Games:

Kennesaw St.

■ Loss,
 ■ Non-Conf,
 ■ S Site,
 ■ Home
 ■ A Away
 N Neutral

Average RPI Win: 288	WON-LOST	WINNING	LAST 10	STRENGTH OF	OPP. STRENGTH	TEAM	ADJ.	CONF.	ADJ CONF.
Average RPI Loss: 197	RECORD	PCT. RANK	GAMES	SCHEDULE	OF SCHEDULE	RPI	RPI	RPI	RPI
DIV. I ONLY	9- 16	254	3- 7	347	293	325	325	21	21
DIV. I NON-CONF.	5- 6	173	0- 0	347	347	329	329	19	19
TOTALS	RPI 1-25	RPI 26-50	W-L RECORDS	RPI 51-100	RPI 101-150	RPI 150+			
9- 16	0- 0	0- 2	OVERALL	0- 0	1- 3	8- 11			
6- 5	0- 0	0- 1	HOME	0- 0	1- 1	5- 3			
1- 11	0- 0	0- 1	AWAY	0- 0	0- 2	1- 8			
2- 0	0- 0	0- 0	NEUTRAL	0- 0	0- 0	2- 0			
5- 6	0- 0	0- 0	NON-CONFERENCE	0- 0	0- 0	5- 6			
3- 1	0- 0	0- 0	HOME	0- 0	0- 0	3- 1			
0- 5	0- 0	0- 0	AWAY	0- 0	0- 0	0- 5			
2- 0	0- 0	0- 0	NEUTRAL	0- 0	0- 0	2- 0			
4- 10	0- 0	0- 2	CONFERENCE	0- 0	1- 3	3- 5			
3- 4	0- 0	0- 1	HOME	0- 0	1- 1	2- 2			
1- 6	0- 0	0- 1	AWAY	0- 0	0- 2	1- 3			
0- 0	0- 0	0- 0	NEUTRAL	0- 0	0- 0	0- 0			

RPI 1-25			RPI 26-50			RPI 51-100			RPI 101+			Team's RPI: 325
RPI	S	Opponent	Score	RPI	S	Opponent	Score	RPI	S	Opponent	Score	Score
				49	A	South Dakota St.	60 71		126	A	IUPUI	52 69
				49	H	South Dakota St.	66 80		126	H	IUPUI	45 77
									136	A	South Dakota	51 75
									136	H	South Dakota	69 61
									160	A	Bakersfield	65 69
									191	A	Long Beach St.	61 77
									207	A	IPFW	76 89
									207	H	IPFW	71 81
									220	A	Northern Colo.	73 78
									248	N	Tex.-Pan American	73 61
									254	A	Western Ill.	65 71
									254	H	Western Ill.	62 84
									263	N	Austin Peay	70 54
									271	A	Denver	66 73
									271	H	Denver	65 41
									273	A	La.-Lafayette	68 80
									296	H	Milwaukee	48 68
									318	A	North Dakota St.	68 57
									318	H	North Dakota St.	66 48
									326	A	Alcorn	45 50
									343	H	Air Force	84 56
									346	H	Chicago St.	76 62
									347	H	Ark.-Pine Bluff	76 48
LAST 12 Division I GAMES:												
				207	A	IPFW	76 89		254	A	Western Ill.	65 71
				126	A	IUPUI	52 69		126	H	IUPUI	45 77
				271	H	Denver	65 41		207	H	IPFW	71 81
				136	H	South Dakota	69 61		136	A	South Dakota	51 75
				318	A	North Dakota St.	68 57		271	A	Denver	66 73
				49	A	South Dakota St.	60 71		49	H	South Dakota St.	66 80

Non-Div I Games: Doane 80 72 Eureka 102 54 Graceland (IA) 109 52

Omaha

Loss, Non-Conf, S Site, H Home A Away N Neutral

A l c o r n

A
l
c
o
r
n

Alcorn





Page 362

Average RPI Win:	297	WON-LOST	WINNING	LAST 10	STRENGTH OF	OPP. STRENGTH	TEAM	ADJ.	CONF.	ADJ CONF.
Average RPI Loss:	195	RECORD	PCT. RANK	GAMES	SCHEDULE	OF SCHEDULE	RPI	RPI	RPI	RPI
DIV. I ONLY	8- 22	293	2- 8	322	304	327	327	27	27	
DIV. I NON-CONF.	3- 6	242	0- 0	323	299	322	322	29	29	
TOTALS	RPI 1-25	RPI 26-50	W-L RECORDS	RPI 51-100	RPI 101-150	RPI 150+				
8- 22	0- 0	0- 0	OVERALL	0- 2	0- 8	8- 12				
5- 11	0- 0	0- 0	HOME	0- 1	0- 5	5- 5				
3- 10	0- 0	0- 0	AWAY	0- 1	0- 3	3- 6				
0- 1	0- 0	0- 0	NEUTRAL	0- 0	0- 0	0- 1				
3- 6	0- 0	0- 0	NON-CONFERENCE	0- 0	0- 4	3- 2				
2- 4	0- 0	0- 0	HOME	0- 0	0- 3	2- 1				
1- 2	0- 0	0- 0	AWAY	0- 0	0- 1	1- 1				
0- 0	0- 0	0- 0	NEUTRAL	0- 0	0- 0	0- 0				
5- 16	0- 0	0- 0	CONFERENCE	0- 2	0- 4	5- 10				
3- 7	0- 0	0- 0	HOME	0- 1	0- 2	3- 4				
2- 8	0- 0	0- 0	AWAY	0- 1	0- 2	2- 5				
0- 1	0- 0	0- 0	NEUTRAL	0- 0	0- 0	0- 1				

RPI 1-25				RPI 26-50				RPI 51-100				RPI 101+ Team's RPI: 327					
RPI	S	Opponent	Score	RPI	S	Opponent	Score	RPI	S	Opponent	Score	RPI	S	Opponent	Score		
								87	A	Winthrop	49	70	120	A	High Point	54	68
								87	H	Winthrop	35	63	120	H	High Point	65	81
													124	H	Richmond	71	77
													131	A	Liberty	41	74
													131	H	Liberty	47	69
													137	H	Bucknell	47	71
													138	A	Seton Hall	46	63
													148	H	Savannah St.	55	79
													169	A	Campbell	54	63
													169	H	Campbell	55	74
													240	A	Coastal Caro.	55	64
													240	H	Coastal Caro.	53	83
													243	A	Gardner-Webb	73	74
													243	H	Gardner-Webb	59	57
													249	H	Eastern Ky.	47	60
													260	A	Xavier	67	64
													276	A	Presbyterian	46	43
													276	H	Presbyterian	61	66
													276	N	Presbyterian	40	54
													281	A	George Mason	65	66
													284	H	William & Mary	59	52
													299	A	UNC Asheville	52	69
													299	H	UNC Asheville	65	69
													323	A	Charleston So.	78	71
													323	H	Charleston So.	71	59
													331	A	Radford	51	57
LAST 12 Division I GAMES:																	
				276	N	Presbyterian	40	54	276	H	Presbyterian	61	66				
				131	H	Liberty	47	69	323	H	Charleston So.	71	59				
				331	H	Radford	76	70	240	A	Coastal Caro.	55	64				
				87	H	Winthrop	35	63	169	A	Campbell	54	63				
				299	A	UNC Asheville	52	69	120	H	High Point	65	81				
				243	A	Gardner-Webb	73	74	131	A	Liberty	41	74				

Non-Div I Games:

Longwood

 Loss,
  Non-Conf, S Site,
  Home
  Away
 N Neutral

RPI	S	Opponent	Score
331	H	Radford	76 70
338	H	Utah Valley	59 57

L
o
n
g
w
o
o
d

L
o
n
g
w
o
o
d

Longwood

Binghamton

Through Games Of March 16, 2014

Average RPI Win:	263	WON-LOST	WINNING	LAST 10	STRENGTH OF	OPP. STRENGTH	TEAM	ADJ.	CONF.	ADJ CONF.
Average RPI Loss:	205	RECORD	PCT. RANK	GAMES	SCHEDULE	OF SCHEDULE	RPI	RPI	RPI	RPI
DIV. I ONLY	5- 25	331	1- 9	262	331	328	328	31	31	
DIV. I NON-CONF.	3- 10	285	0- 0	234	252	289	289	31	31	
TOTALS	RPI 1-25	RPI 26-50	W-L RECORDS	RPI 51-100	RPI 101-150	RPI 150+				
5- 25	0- 0	0- 0	OVERALL	0- 3	0- 6	5- 16				
1- 11	0- 0	0- 0	HOME	0- 2	0- 2	1- 7				
2- 13	0- 0	0- 0	AWAY	0- 0	0- 4	2- 9				
2- 1	0- 0	0- 0	NEUTRAL	0- 1	0- 0	2- 0				
3- 10	0- 0	0- 0	NON-CONFERENCE	0- 3	0- 1	3- 6				
0- 4	0- 0	0- 0	HOME	0- 2	0- 0	0- 2				
1- 5	0- 0	0- 0	AWAY	0- 0	0- 1	1- 4				
2- 1	0- 0	0- 0	NEUTRAL	0- 1	0- 0	2- 0				
2- 15	0- 0	0- 0	CONFERENCE	0- 0	0- 5	2- 10				
1- 7	0- 0	0- 0	HOME	0- 0	0- 2	1- 5				
1- 8	0- 0	0- 0	AWAY	0- 0	0- 3	1- 5				
0- 0	0- 0	0- 0	NEUTRAL	0- 0	0- 0	0- 0				

RPI S	Opponent	Score	RPI S	Opponent	Score	RPI S	Opponent	Score	RPI S	Opponent	Score	Team's RPI: 328
						62 H	St. Bonaventure	54 63	103 A	Albany (NY)	35 86	
						70 H	Princeton	49 75	103 A	Albany (NY)	59 77	
						74 N	Arkansas	23 72	103 H	Albany (NY)	36 66	
									135 A	Stony Brook	42 62	
									135 H	Stony Brook	45 48	
									137 A	Bucknell	48 89	
									154 H	Buffalo	47 65	
									162 N	La Salle	57 56	
									214 A	Cornell	52 63	
									219 A	Rider	63 66	
									225 H	Canisius	53 66	
									227 A	New Hampshire	53 72	
									227 H	New Hampshire	46 64	
									228 A	Maine	53 65	
									228 H	Maine	51 64	
									237 A	Hartford	42 66	
									237 H	Hartford	55 51	
									262 A	Niagara	53 69	
									275 A	New Mexico	58 53	
									291 A	Siena	41 49	
									313 N	Massachusetts	56 51	
									329 A	UMass Lowell	65 64	
									329 H	UMass Lowell	54 65	
									337 A	Vermont	48 74	
									337 H	Vermont	57 65	
									341 A	UMBC	32 47	
LAST 12 Division I GAMES:												
103 A	Albany (NY)	59 77	228 A	Maine	53 65							
341 H	UMBC	60 66	135 A	Stony Brook	42 62							
237 H	Hartford	55 51	227 A	New Hampshire	53 72							
337 A	Vermont	48 74	329 H	UMass Lowell	54 65							
103 A	Albany (NY)	35 86	337 H	Vermont	57 65							
227 H	New Hampshire	46 64	237 A	Hartford	42 66							

Non-Div I Games:

Binghamton

Loss, Non-Conf, S Site, H Home A Away N Neutral

RPI	S	Opponent	Score
341	H	UMBC	60 66

Binghamton

B
i
n
g
h
a
m
t
o
n

B
i
n
g
h
a
m
t
o
n

Average RPI Win:	337	WON-LOST	WINNING	LAST 10	STRENGTH OF	OPP. STRENGTH	TEAM	ADJ.	CONF.	ADJ CONF.
Average RPI Loss:	193	RECORD	PCT. RANK	GAMES	SCHEDULE	OF SCHEDULE	RPI	RPI	RPI	RPI
DIV. I ONLY	4- 23	336	3- 7	251	333	329	329	31	31	
DIV. I NON-CONF.	0- 11	338	0- 1	186	245	334	334	31	31	
TOTALS	RPI 1-25	RPI 26-50	W-L RECORDS	RPI 51-100	RPI 101-150	RPI 150+				
4- 23	0- 1	0- 1	OVERALL	0- 0	0- 7	4- 14				
2- 8	0- 0	0- 0	HOME	0- 0	0- 3	2- 5				
2- 15	0- 0	0- 0	AWAY	0- 0	0- 1	2- 2				
0- 0	0- 0	0- 0	NEUTRAL	0- 0	0- 0	0- 0				
0- 11	0- 1	0- 1	NON-CONFERENCE	0- 0	0- 3	0- 6				
0- 2	0- 0	0- 0	HOME	0- 0	0- 1	0- 1				
0- 9	0- 1	0- 1	AWAY	0- 0	0- 2	0- 5				
0- 0	0- 0	0- 0	NEUTRAL	0- 0	0- 0	0- 0				
4- 12	0- 0	0- 0	CONFERENCE	0- 0	0- 4	4- 8				
2- 6	0- 0	0- 0	HOME	0- 0	0- 2	2- 4				
2- 6	0- 0	0- 0	AWAY	0- 0	0- 2	2- 4				
0- 0	0- 0	0- 0	NEUTRAL	0- 0	0- 0	0- 0				

RPI 1-25				RPI 26-50				RPI 51-100				RPI 101+ Team's RPI: 329			
RPI	S	Opponent	Score	RPI	S	Opponent	Score	RPI	S	Opponent	Score	RPI	S	Opponent	Score
19	A	Nebraska	42 77	29	A	Oklahoma St.	52 103					103	A	Albany (NY)	47 93
												103	H	Albany (NY)	50 87
												111	H	Holy Cross	69 92
												130	A	Old Dominion	57 90
												135	A	Stony Brook	63 86
												135	H	Stony Brook	68 79
												138	A	Seton Hall	68 97
												163	A	St. Francis Brooklyn	59 77
												202	A	Yale	77 90
												218	A	Bryant	52 100
												227	A	New Hampshire	71 78
												227	H	New Hampshire	68 75
												228	A	Maine	65 84
												228	H	Maine	66 75
												237	A	Hartford	64 80
												237	H	Hartford	76 80
												247	H	Providence	74 109
												328	A	Binghamton	65 54
												328	H	Binghamton	64 65
												330	A	NJIT	75 87
												334	A	Rhode Island	70 77
												337	A	Vermont	82 95
												337	H	Vermont	87 71
												341	A	UMBC	65 57
												341	H	UMBC	59 51
LAST 12 Division I GAMES:															
330	A	NJIT	75 87	341	H	UMBC	59 51								
228	A	Maine	65 84	103	A	Albany (NY)	47 93								
227	A	New Hampshire	71 78	328	A	Binghamton	65 54								
237	A	Hartford	64 80	227	H	New Hampshire	68 75								
135	H	Stony Brook	68 79	228	H	Maine	66 75								
337	H	Vermont	87 71	237	H	Hartford	76 80								

Non-Div I Games: Mount Ida 73 39

UMass Lowell

■ Loss,
 ■ Non-Conf,
 ■ S Site,
 ■ H Home
 ■ A Away
 N Neutral

Average RPI Win:	275	WON-LOST	WINNING	LAST 10	STRENGTH OF	OPP. STRENGTH	TEAM	ADJ.	CONF.	ADJ CONF.
Average RPI Loss:	195	RECORD	PCT. RANK	GAMES	SCHEDULE	OF SCHEDULE	RPI	RPI	RPI	RPI
DIV. I ONLY	6- 21	310	2- 6	299	276	330	330	33	33	
DIV. I NON-CONF.	6- 21	289	2- 8	276	320	325	325	33	33	
TOTALS	RPI 1-25	RPI 26-50	W-L RECORDS	RPI 51-100	RPI 101-150	RPI 150+				
6- 21	0- 0	0- 1	OVERALL	0- 3	1- 3	5- 14				
5- 8	0- 0	0- 0	HOME	0- 2	1- 1	4- 5				
1- 13	0- 0	0- 1	AWAY	0- 1	0- 2	1- 9				
0- 0	0- 0	0- 0	NEUTRAL	0- 0	0- 0	0- 0				
6- 21	0- 0	0- 1	NON-CONFERENCE	0- 3	1- 3	5- 14				
5- 8	0- 0	0- 0	HOME	0- 2	1- 1	4- 5				
1- 13	0- 0	0- 1	AWAY	0- 1	0- 2	1- 9				
0- 0	0- 0	0- 0	NEUTRAL	0- 0	0- 0	0- 0				
0- 0	0- 0	0- 0	CONFERENCE	0- 0	0- 0	0- 0				
0- 0	0- 0	0- 0	HOME	0- 0	0- 0	0- 0				
0- 0	0- 0	0- 0	AWAY	0- 0	0- 0	0- 0				
0- 0	0- 0	0- 0	NEUTRAL	0- 0	0- 0	0- 0				

RPI S	Opponent	Score	RPI S	Opponent	Score	RPI S	Opponent	Score	RPI S	Opponent	Score	Team's RPI: 330
49	A South Dakota St.	46 71	55	A Penn	48 84	103	H Albany (NY)	64 75	135	A Stony Brook	44 50	
			82	H Harvard	56 75	137	H Bucknell	61 59	138	A Seton Hall	48 74	
			100	H VCU	72 77	152	H Lafayette	45 61	163	A St. Francis Brooklyn	53 58	
						164	H Clemson	37 84	179	A Hofstra	68 77	
						200	A Northeastern	55 79	227	H New Hampshire	40 53	
						230	A Lehigh	72 77	267	H Brown	48 43	
						270	H Marshall	56 57	277	H Wagner	58 52	
						278	A Howard	73 80	292	A SIU Edwardsville	54 59	
						300	A LIU Brooklyn	60 58	307	H Dartmouth	45 48	
						319	A UMES	61 68	322	A Delaware St.	72 75	
						329	H UMass Lowell	87 75	334	A Rhode Island	42 57	
						342	H Fairleigh Dickinson	84 71				
LAST 12 Division I GAMES:												
179	A Hofstra	68 77	82	H Harvard	56 75	267	H Brown	48 43				
329	H UMass Lowell	87 75	322	A Delaware St.	72 75	270	H Marshall	56 57				
292	A SIU Edwardsville	54 59	164	H Clemson	37 84	277	H Wagner	58 52				
319	A UMES	61 68										
55	A Penn	48 84										
307	H Dartmouth	45 48										

Non-Div I Games: Rutgers-Newark 71 42 Incarnate Word 57 48

NJIT

Loss, Non-Conf, S Site, H Home A Away N Neutral

[illegible]

Loss, Non-Conf, S Site, H Home A Away N Neutral

Saint Peter's

Through Games Of March 16, 2014

Average RPI Win:	295	WON-LOST	WINNING	LAST 10	STRENGTH OF	OPP. STRENGTH	TEAM	ADJ.	CONF.	ADJ CONF.
Average RPI Loss:	180	RECORD	PCT. RANK	GAMES	SCHEDULE	OF SCHEDULE	RPI	RPI	RPI	RPI
DIV. I ONLY	3- 27	343	0- 10	228	229	332	332	16	16	
DIV. I NON-CONF.	1- 8	318	0- 0	232	329	326	326	15	15	
TOTALS	RPI 1-25	RPI 26-50	W-L RECORDS	RPI 51-100	RPI 101-150	RPI 150+				
3- 27	0- 0	0- 2	OVERALL	0- 6	0- 3	3- 16				
1- 14	0- 0	0- 1	HOME	0- 3	0- 2	1- 8				
2- 12	0- 0	0- 1	AWAY	0- 3	0- 1	2- 7				
0- 1	0- 0	0- 0	NEUTRAL	0- 0	0- 0	0- 1				
1- 8	0- 0	0- 0	NON-CONFERENCE	0- 2	0- 1	1- 5				
0- 5	0- 0	0- 0	HOME	0- 1	0- 1	0- 3				
1- 3	0- 0	0- 0	AWAY	0- 1	0- 0	1- 2				
0- 0	0- 0	0- 0	NEUTRAL	0- 0	0- 0	0- 0				
2- 19	0- 0	0- 2	CONFERENCE	0- 4	0- 2	2- 11				
1- 9	0- 0	0- 1	HOME	0- 2	0- 1	1- 5				
1- 9	0- 0	0- 1	AWAY	0- 2	0- 1	1- 5				
0- 1	0- 0	0- 0	NEUTRAL	0- 0	0- 0	0- 1				

RPI S	Opponent	Score	RPI S	Opponent	Score	RPI S	Opponent	Score	RPI S	Opponent	Score	Team's RPI: 332
			41 A	Marist	42 71	64 H	Navy	51 70	113 A	Fairfield	39 71	
			41 H	Marist	49 64	65 A	Hampton	37 64	113 H	Fairfield	40 52	
						68 A	Iona	54 66	135 H	Stony Brook	47 77	
						68 H	Iona	61 65	202 A	Yale	35 66	
						69 A	Quinnipiac	44 67	219 A	Rider	40 68	
						69 H	Quinnipiac	40 71	219 H	Rider	55 56	
									219 N	Rider	55 64	
									225 A	Canisius	47 48	
									225 H	Canisius	43 56	
									230 A	Lehigh	54 75	
									238 H	Sacred Heart	73 76	
									262 A	Niagara	46 78	
									262 H	Niagara	67 55	
									266 A	Manhattan	31 58	
									266 H	Manhattan	41 50	
									267 H	Brown	52 64	
									282 A	Monmouth	68 63	
									282 H	Monmouth	41 52	
									291 A	Siena	52 61	
									291 H	Siena	54 76	
									303 H	Loyola Maryland	65 66	
									342 A	Fairleigh Dickinson	62 56	
LAST 12 Division I GAMES:												
219 N	Rider	55 64	41 H	Marist	49 64							
291 A	Siena	52 61	291 H	Siena	54 76							
266 H	Manhattan	41 50	266 A	Manhattan	31 58							
69 A	Quinnipiac	44 67	113 H	Fairfield	40 52							
225 H	Canisius	43 56	282 H	Monmouth	41 52							
113 A	Fairfield	39 71	68 A	Iona	54 66							

Non-Div I Games:

Saint Peter's

■ Loss,
 ■ Non-Conf,
 ■ S Site,
 ■ H Home
 ■ A Away
 N Neutral

Average RPI Win:	250	WON-LOST	WINNING	LAST 10	STRENGTH OF	OPP. STRENGTH	TEAM	ADJ.	CONF.	ADJ CONF.
Average RPI Loss:	194	RECORD	PCT. RANK	GAMES	SCHEDULE	OF SCHEDULE	RPI	RPI	RPI	RPI
DIV. I ONLY	4- 23	336	3- 7	255	262	333	333	24	24	
DIV. I NON-CONF.	1- 8	318	0- 0	198	205	323	323	26	26	
TOTALS	RPI 1-25	RPI 26-50	W-L RECORDS	RPI 51-100	RPI 101-150	RPI 150+				
4- 23	0- 0	0- 1	OVERALL	0- 2	0- 6	4- 14				
3- 9	0- 0	0- 0	HOME	0- 1	0- 3	3- 5				
1- 14	0- 0	0- 1	AWAY	0- 1	0- 3	1- 9				
0- 0	0- 0	0- 0	NEUTRAL	0- 0	0- 0	0- 0				
1- 8	0- 0	0- 1	NON-CONFERENCE	0- 2	0- 0	1- 5				
1- 2	0- 0	0- 0	HOME	0- 1	0- 0	1- 1				
0- 6	0- 0	0- 1	AWAY	0- 1	0- 0	0- 4				
0- 0	0- 0	0- 0	NEUTRAL	0- 0	0- 0	0- 0				
3- 15	0- 0	0- 0	CONFERENCE	0- 0	0- 6	3- 9				
2- 7	0- 0	0- 0	HOME	0- 0	0- 3	2- 4				
1- 8	0- 0	0- 0	AWAY	0- 0	0- 3	1- 5				
0- 0	0- 0	0- 0	NEUTRAL	0- 0	0- 0	0- 0				

RPI 1-25				RPI 26-50				RPI 51-100				RPI 101+			
RPI	S	Opponent	Score	RPI	S	Opponent	Score	RPI	S	Opponent	Score	RPI	S	Opponent	Score
				29	A	Oklahoma St.	35 74	61	A	Oklahoma	46 99	107	A	Western Ky.	46 59
								100	H	VCU	63 74	107	H	Western Ky.	70 94
												114	A	Arkansas St.	47 73
												114	H	Arkansas St.	62 66
												139	A	UALR	60 69
												139	H	UALR	57 64
												186	A	UTSA	56 74
												195	A	Texas St.	60 68
												195	H	Texas St.	49 54
												203	H	A&M-Corpus Christi	75 64
												233	H	North Texas	55 70
												248	A	Tex.-Pan American	63 75
												250	A	Troy	72 88
												250	H	Troy	62 85
												251	A	Houston Baptist	60 72
												261	A	Georgia St.	67 51
												261	H	Georgia St.	85 72
												273	A	La.-Lafayette	64 66
												273	H	La.-Lafayette	73 54
												279	A	La.-Monroe	65 70
												279	H	La.-Monroe	67 84
												289	A	Northern Ariz.	65 85
												316	A	South Ala.	57 60
												316	H	South Ala.	72 73
LAST 12 Division I GAMES:															
				316	A	South Ala.	57 60	195	H	Texas St.	49 54				
				250	A	Troy	72 88	279	A	La.-Monroe	65 70				
				107	H	Western Ky.	70 94	273	H	La.-Lafayette	73 54				
				261	H	Georgia St.	85 72	261	A	Georgia St.	67 51				
				139	A	UALR	60 69	107	A	Western Ky.	46 59				
				114	A	Arkansas St.	47 73	316	H	South Ala.	72 73				

Non-Div I Games:	Incarnate Word	48	52	Abilene Christian	72	79
------------------	----------------	----	----	-------------------	----	----

Texas-Arlington

■ Loss, ■ Non-Conf, S Site, H Home A Away N Neutral

Rhode Island

Through Games Of March 16, 2014

Average RPI Win:	321	WON-LOST	WINNING	LAST 10	STRENGTH OF	OPP. STRENGTH	TEAM	ADJ.	CONF.	ADJ CONF.
Average RPI Loss:	151	RECORD	PCT. RANK	GAMES	SCHEDULE	OF SCHEDULE	RPI	RPI	RPI	RPI
DIV. I ONLY	6- 23	315	1- 9	311	144	334	334	9	9	
DIV. I NON-CONF.	4- 8	242	0- 0	345	334	341	341	9	9	
TOTALS	RPI 1-25	RPI 26-50	W-L RECORDS	RPI 51-100	RPI 101-150	RPI 150+				
6- 23	0- 2	0- 1	OVERALL	0- 6	0- 2	6- 12				
5- 10	0- 1	0- 0	HOME	0- 3	0- 1	5- 5				
0- 12	0- 1	0- 1	AWAY	0- 2	0- 1	0- 7				
1- 1	0- 0	0- 0	NEUTRAL	0- 1	0- 0	1- 0				
4- 8	0- 0	0- 0	NON-CONFERENCE	0- 0	0- 1	4- 7				
3- 4	0- 0	0- 0	HOME	0- 0	0- 1	3- 3				
0- 4	0- 0	0- 0	AWAY	0- 0	0- 0	0- 4				
1- 0	0- 0	0- 0	NEUTRAL	0- 0	0- 0	1- 0				
2- 15	0- 2	0- 1	CONFERENCE	0- 6	0- 1	2- 5				
2- 6	0- 1	0- 0	HOME	0- 3	0- 0	2- 2				
0- 8	0- 1	0- 1	AWAY	0- 2	0- 1	0- 3				
0- 1	0- 0	0- 0	NEUTRAL	0- 1	0- 0	0- 0				

RPI	S	Opponent	Score	RPI	S	Opponent	Score	RPI	S	Opponent	Score	RPI	S	Opponent	Score	Team's RPI: 334
16	H	Dayton	66 73	37	A	Fordham	51 64	62	H	St. Bonaventure	55 63	118	H	Delaware	43 64	
22	A	Saint Joseph's	35 72					72	A	George Washington	68 83	124	A	Richmond	43 49	
								79	A	Duquesne	47 62	162	A	La Salle	42 50	
								79	H	Duquesne	51 54	162	H	La Salle	44 50	
								79	N	Duquesne	53 61	192	A	Fla. Atlantic	62 78	
								100	H	VCU	44 70	200	H	Northeastern	59 64	
												204	A	Boston U.	49 52	
												210	A	Saint Louis	53 57	
												210	H	Saint Louis	50 58	
												230	H	Lehigh	57 65	
												247	H	Providence	51 54	
												267	A	Brown	56 66	
												281	H	George Mason	59 40	
												290	A	Central Conn. St.	58 65	
												313	A	Massachusetts	56 69	
												313	H	Massachusetts	73 64	
												329	H	UMass Lowell	77 70	
												330	H	NJIT	57 42	
												336	N	Detroit	70 59	
												337	H	Vermont	63 50	
LAST 12 Division I GAMES:																
79	N	Duquesne	53 61	162	A	La Salle	42 50									
79	H	Duquesne	51 54	313	H	Massachusetts	73 64									
313	A	Massachusetts	56 69	72	A	George Washington	68 83									
210	A	Saint Louis	53 57	37	A	Fordham	51 64									
100	H	VCU	44 70	210	H	Saint Louis	50 58									
16	H	Dayton	66 73	62	H	St. Bonaventure	55 63									

Non-Div I Games: Molloy 49 38

Rhode Island

Loss, Non-Conf, S Site, H Home A Away N Neutral

Average RPI Win:	217	WON-LOST	WINNING	LAST 10	STRENGTH OF	OPP. STRENGTH	TEAM	ADJ.	CONF.	ADJ CONF.
Average RPI Loss:	200	RECORD	PCT. RANK	GAMES	SCHEDULE	OF SCHEDULE	RPI	RPI	RPI	RPI
DIV. I ONLY	5- 25	331	1- 9	295	244	335	335	19	19	
DIV. I NON-CONF.	2- 9	299	0- 0	322	335	335	335	18	18	
TOTALS	RPI 1-25	RPI 26-50	W-L RECORDS	RPI 51-100	RPI 101-150	RPI 150+				
5- 25	0- 0	0- 0	OVERALL	1- 3	0- 4	4- 18				
4- 11	0- 0	0- 0	HOME	1- 2	0- 2	3- 7				
1- 13	0- 0	0- 0	AWAY	0- 1	0- 2	1- 10				
0- 1	0- 0	0- 0	NEUTRAL	0- 0	0- 0	0- 1				
2- 9	0- 0	0- 0	NON-CONFERENCE	0- 2	0- 0	2- 7				
1- 5	0- 0	0- 0	HOME	0- 2	0- 0	1- 3				
1- 4	0- 0	0- 0	AWAY	0- 0	0- 0	1- 4				
0- 0	0- 0	0- 0	NEUTRAL	0- 0	0- 0	0- 0				
3- 16	0- 0	0- 0	CONFERENCE	1- 1	0- 4	2- 11				
3- 6	0- 0	0- 0	HOME	1- 0	0- 2	2- 4				
0- 9	0- 0	0- 0	AWAY	0- 1	0- 2	0- 6				
0- 1	0- 0	0- 0	NEUTRAL	0- 0	0- 0	0- 1				

RPI S	Opponent	Score	RPI S	Opponent	Score	RPI S	Opponent	Score	RPI S	Opponent	Score	Team's RPI: 335
						75	H UT Martin	55 85	119	A Indiana St.	35 72	
						83	A Wichita St.	51 74	119	H Indiana St.	44 63	
						83	H Wichita St.	64 59	144	A UNI	53 87	
						91	H Wright St.	64 67	144	H UNI	48 78	
									167	A Drake	72 74	
									167	H Drake	55 80	
									180	A Illinois	43 78	
									193	A Missouri St.	58 76	
									193	H Missouri St.	76 93	
									193 N	Missouri St.	39 61	
									206	A Evansville	31 67	
									206	H Evansville	66 57	
									207	A IPFW	62 79	
									215	A Central Ark.	39 37	
									216	A Illinois St.	63 68	
									216	H Illinois St.	59 76	
									255	A Loyola Chicago	56 67	
									255	H Loyola Chicago	48 60	
									263	H Austin Peay	69 71	
									270	A Marshall	59 82	
									283	A Bradley	68 86	
									283	H Bradley	100 96	
									295	H Morehead St.	50 59	
									298	H Eastern Ill.	66 60	
									311	A Southeast Mo. St.	50 72	
									346	H Chicago St.	51 55	
LAST 12 Division I GAMES:												
			193 N	Missouri St.	39 61	216	A Illinois St.	63 68				
			283	A Bradley	68 86	119	A Indiana St.	35 72				
			255	A Loyola Chicago	56 67	167	H Drake	55 80				
			83	H Wichita St.	64 59	144	H UNI	48 78				
			193	H Missouri St.	76 93	193	A Missouri St.	58 76				
			206	A Evansville	31 67	83	A Wichita St.	51 74				

Non-Div I Games:

Southern Ill.

Detroit

Through Games Of March 16, 2014

Average RPI Win: 293	WON-LOST	WINNING	LAST 10	STRENGTH OF	OPP. STRENGTH	TEAM	ADJ.	CONF.	ADJ CONF.
Average RPI Loss: 188	RECORD	PCT. RANK	GAMES	SCHEDULE	OF SCHEDULE	RPI	RPI	RPI	RPI
DIV. I ONLY	5- 23	326	3- 7	306	250	336	336	22	22
DIV. I NON-CONF.	2- 9	299	0- 0	314	301	331	331	21	21
TOTALS	RPI 1-25	RPI 26-50	W-L RECORDS	RPI 51-100	RPI 101-150	RPI 150+			
5- 23	0- 0	0- 1	OVERALL	0- 3	0- 5	5- 14			
3- 10	0- 0	0- 0	HOME	0- 2	0- 3	3- 5			
0- 12	0- 0	0- 1	AWAY	0- 1	0- 2	0- 8			
2- 1	0- 0	0- 0	NEUTRAL	0- 0	0- 0	2- 1			
2- 9	0- 0	0- 1	NON-CONFERENCE	0- 1	0- 1	2- 6			
0- 4	0- 0	0- 0	HOME	0- 1	0- 1	0- 2			
0- 4	0- 0	0- 1	AWAY	0- 0	0- 0	0- 3			
2- 1	0- 0	0- 0	NEUTRAL	0- 0	0- 0	2- 1			
3- 14	0- 0	0- 0	CONFERENCE	0- 2	0- 4	3- 8			
3- 6	0- 0	0- 0	HOME	0- 1	0- 2	3- 3			
0- 8	0- 0	0- 0	AWAY	0- 1	0- 2	0- 5			
0- 0	0- 0	0- 0	NEUTRAL	0- 0	0- 0	0- 0			

RPI S	Opponent	Score	RPI S	Opponent	Score	RPI S	Opponent	Score	RPI S	Opponent	Score	Team's RPI: 336
			31 A	Michigan St.	41 80	91 A	Wright St.	57 82	110 A	Green Bay	52 72	
						91 H	Wright St.	82 102	110 H	Green Bay	72 84	
						93 H	Michigan	63 83	121 A	Ill.-Chicago	66 83	
									121 H	Ill.-Chicago	67 83	
									132 H	Ball St.	74 80	
									198 A	Toledo	70 79	
									199 H	Eastern Mich.	96 104	
									201 A	Cleveland St.	74 79	
									201 H	Cleveland St.	71 78	
									207 H	IPFW	73 84	
									211 A	Youngstown St.	71 80	
									211 H	Youngstown St.	75 60	
									225 A	Canisius	67 77	
									231 A	Oakland	78 97	
									231 H	Oakland	63 78	
									244 A	Western Mich.	86 103	
									294 N	Ga. Southern	82 79	
									296 A	Milwaukee	69 81	
									296 H	Milwaukee	80 68	
									320 A	Valparaiso	44 85	
									320 H	Valparaiso	69 76	
									320 H	Valparaiso	81 79	
									334 N	Rhode Island	59 70	
									346 N	Chicago St.	85 64	
LAST 12 Division I GAMES:												
			320 H	Valparaiso	69 76		201 A	Cleveland St.	74 79			
			110 A	Green Bay	52 72		231 A	Oakland	78 97			
			121 A	Ill.-Chicago	66 83		296 H	Milwaukee	80 68			
			211 H	Youngstown St.	75 60		110 H	Green Bay	72 84			
			320 H	Valparaiso	81 79		211 A	Youngstown St.	71 80			
			91 H	Wright St.	82 102		296 A	Milwaukee	69 81			

Non-Div I Games: Madonna 76 86 Lawrence Tech 84 60

Detroit

Loss, Non-Conf, S Site, H Home A Away N Neutral

Average RPI Win:	310	WON-LOST	WINNING	LAST 10	STRENGTH OF	OPP. STRENGTH	TEAM	ADJ.	CONF.	ADJ CONF.
Average RPI Loss:	224	RECORD	PCT. RANK	GAMES	SCHEDULE	OF SCHEDULE	RPI	RPI	RPI	RPI
DIV. I ONLY	7- 23	305	1- 9	336	340	337	337	31	31	
DIV. I NON-CONF.	3- 10	285	0- 0	331	331	336	336	31	31	
TOTALS	RPI 1-25	RPI 26-50	W-L RECORDS	RPI 51-100	RPI 101-150	RPI 150+				
7- 23	0- 0	0- 0	OVERALL	0- 0	0- 5	7- 18				
5- 8	0- 0	0- 0	HOME	0- 0	0- 3	5- 5				
2- 13	0- 0	0- 0	AWAY	0- 0	0- 2	2- 11				
0- 2	0- 0	0- 0	NEUTRAL	0- 0	0- 0	0- 2				
3- 10	0- 0	0- 0	NON-CONFERENCE	0- 0	0- 1	3- 9				
2- 3	0- 0	0- 0	HOME	0- 0	0- 1	2- 2				
1- 6	0- 0	0- 0	AWAY	0- 0	0- 0	1- 6				
0- 1	0- 0	0- 0	NEUTRAL	0- 0	0- 0	0- 1				
4- 13	0- 0	0- 0	CONFERENCE	0- 0	0- 4	4- 9				
3- 5	0- 0	0- 0	HOME	0- 0	0- 2	3- 3				
1- 7	0- 0	0- 0	AWAY	0- 0	0- 2	1- 5				
0- 1	0- 0	0- 0	NEUTRAL	0- 0	0- 0	0- 1				

[illegible]

Non-Div I Games:

Vermont

Loss, Non-Conf, S Site, H Home A Away N Neutral

V
e
r
m
o
n
t

RPI S Opponent Vermont Score

Through Games Of March 16, 2014

RPI	S	Opponent	Score	
334	A	Rhode Island	50	63
339	H	North Florida	68	44
341	A	UMBC	62	77
341	H	UMBC	63	59

V
e
r
m
o
n
t

Vermont

Utah Valley

Through Games Of March 16, 2014

Average RPI Win:	301	WON-LOST	WINNING	LAST 10	STRENGTH OF	OPP. STRENGTH	TEAM	ADJ.	CONF.	ADJ CONF.
Average RPI Loss:	205	RECORD	PCT. RANK	GAMES	SCHEDULE	OF SCHEDULE	RPI	RPI	RPI	RPI
DIV. I ONLY	6- 23	315	3- 7	333	319	338	338	29	29	
DIV. I NON-CONF.	2- 10	306	0- 0	340	290	346	346	28	28	
TOTALS	RPI 1-25	RPI 26-50	W-L RECORDS	RPI 51-100	RPI 101-150	RPI 150+				
6- 23	0- 0	0- 0	OVERALL	0- 3	0- 3	6- 17				
4- 10	0- 0	0- 0	HOME	0- 1	0- 2	4- 7				
2- 12	0- 0	0- 0	AWAY	0- 2	0- 1	2- 9				
0- 1	0- 0	0- 0	NEUTRAL	0- 0	0- 0	0- 1				
2- 10	0- 0	0- 0	NON-CONFERENCE	0- 1	0- 1	2- 8				
2- 4	0- 0	0- 0	HOME	0- 0	0- 1	2- 3				
0- 6	0- 0	0- 0	AWAY	0- 1	0- 0	0- 5				
0- 0	0- 0	0- 0	NEUTRAL	0- 0	0- 0	0- 0				
4- 13	0- 0	0- 0	CONFERENCE	0- 2	0- 2	4- 9				
2- 6	0- 0	0- 0	HOME	0- 1	0- 1	2- 4				
2- 6	0- 0	0- 0	AWAY	0- 1	0- 1	2- 4				
0- 1	0- 0	0- 0	NEUTRAL	0- 0	0- 0	0- 1				

RPI S	Opponent	Score	RPI S	Opponent	Score	RPI S	Opponent	Score	RPI S	Opponent	Score	Team's RPI: 338
						87	A Idaho	61 69	133	H Sacramento St.	84 87	
						87	H Idaho	55 96	146	A Grand Canyon	51 88	
						98	A Southern Utah	63 74	146	H Grand Canyon	63 66	
									159	H Nevada	67 79	
									160	A Bakersfield	51 66	
									160	H Bakersfield	59 61	
									160	N Bakersfield	63 65	
									176	H Idaho St.	59 56	
									185	A Utah	70 81	
									190	A Boise St.	60 63	
									229	A Seattle	65 69	
									229	H Seattle	67 75	
									246	H Santa Clara	61 64	
									248	A Tex.-Pan American	46 55	
									248	H Tex.-Pan American	54 64	
									281	A George Mason	64 82	
									285	A New Mexico St.	87 81	
									285	H New Mexico St.	78 83	
									289	H Northern Ariz.	66 80	
									308	A UMKC	66 83	
									308	H UMKC	49 43	
									310	A Weber St.	64 79	
									327	A Longwood	57 59	
									345	H New Orleans	89 49	
									346	A Chicago St.	72 46	
									346	H Chicago St.	84 62	
LAST 12 Division I GAMES:												
			160	N Bakersfield	63 65	87	A Idaho	61 69				
			160	A Bakersfield	51 66	229	A Seattle	65 69				
			248	A Tex.-Pan American	46 55	146	H Grand Canyon	63 66				
			285	A New Mexico St.	87 81	285	H New Mexico St.	78 83				
			308	H UMKC	49 43	248	H Tex.-Pan American	54 64				
			346	H Chicago St.	84 62	346	A Chicago St.	72 46				

Non-Div I Games: Walla Walla 114 27

Utah Valley

■ Loss,
 ■ Non-Conf,
 ■ S Site,
 ■ Home
 ■ A Away
 N Neutral

North Florida

Through Games Of March 16, 2014

Average RPI Win:	312	WON-LOST	WINNING	LAST 10	STRENGTH OF	OPP. STRENGTH	TEAM	ADJ.	CONF.	ADJ CONF.
Average RPI Loss:	179	RECORD	PCT. RANK	GAMES	SCHEDULE	OF SCHEDULE	RPI	RPI	RPI	RPI
DIV. I ONLY	5- 23	326	1- 9	319	222	339	339	20	20	
DIV. I NON-CONF.	3- 7	260	0- 0	336	235	333	333	20	20	
TOTALS	RPI 1-25	RPI 26-50	W-L RECORDS	RPI 51-100	RPI 101-150	RPI 150+				
5- 23	0- 0	0- 1	OVERALL	0- 6	0- 0	5- 16				
5- 8	0- 0	0- 0	HOME	0- 2	0- 0	5- 6				
0- 14	0- 0	0- 1	AWAY	0- 4	0- 0	0- 9				
0- 1	0- 0	0- 0	NEUTRAL	0- 0	0- 0	0- 1				
3- 7	0- 0	0- 1	NON-CONFERENCE	0- 2	0- 0	3- 4				
3- 1	0- 0	0- 0	HOME	0- 0	0- 0	3- 1				
0- 5	0- 0	0- 1	AWAY	0- 2	0- 0	0- 2				
0- 1	0- 0	0- 0	NEUTRAL	0- 0	0- 0	0- 1				
2- 16	0- 0	0- 0	CONFERENCE	0- 4	0- 0	2- 12				
2- 7	0- 0	0- 0	HOME	0- 2	0- 0	2- 5				
0- 9	0- 0	0- 0	AWAY	0- 2	0- 0	0- 7				
0- 0	0- 0	0- 0	NEUTRAL	0- 0	0- 0	0- 0				

RPI 1-25				RPI 26-50				RPI 51-100				RPI 101+				Team's RPI: 339
RPI	S	Opponent	Score	RPI	S	Opponent	Score	RPI	S	Opponent	Score	RPI	S	Opponent	Score	
				39	A	Florida St.	42 61	54	A	FGCU	34 54	153	A	Northern Ky.	65 78	
								54	H	FGCU	54 80	153	H	Northern Ky.	51 57	
								60	A	Stetson	67 75	158	A	USC Upstate	63 79	
								60	H	Stetson	59 87	158	H	USC Upstate	51 62	
								63	A	Florida	77 88	164	A	Clemson	44 48	
								96	A	Miami (FL)	39 79	188	A	Mercer	48 62	
												188	H	Mercer	65 71	
												222	A	Jacksonville	42 74	
												222	H	Jacksonville	51 66	
												264	H	Tennessee St.	51 67	
												287	A	East Tenn. St.	41 76	
												287	H	East Tenn. St.	57 72	
												291	N	Siena	60 61	
												293	H	Samford	62 44	
												294	H	Ga. Southern	56 47	
												306	A	Lipscomb	76 84	
												306	H	Lipscomb	78 66	
												324	A	Kennesaw St.	51 59	
												324	H	Kennesaw St.	50 46	
												337	A	Vermont	44 68	
												343	H	Air Force	61 40	
LAST 12 Division I GAMES:																
				324	H	Kennesaw St.	50 46	306	A	Lipscomb	76 84					
				188	H	Mercer	65 71	153	A	Northern Ky.	65 78					
				287	A	East Tenn. St.	41 76	222	H	Jacksonville	51 66					
				158	A	USC Upstate	63 79	287	H	East Tenn. St.	57 72					
				54	H	FGCU	54 80	158	H	USC Upstate	51 62					
				60	H	Stetson	59 87	54	A	FGCU	34 54					

Non-Div I Games: Edward Waters 76 55

North Florida

■ Loss,
 ■ Non-Conf, S Site,
 ■ Home
 ■ Away
 N Neutral

Wofford

Through Games Of March 16, 2014

Average RPI Win:	271	WON-LOST	WINNING	LAST 10	STRENGTH OF	OPP. STRENGTH	TEAM	ADJ.	CONF.	ADJ CONF.
Average RPI Loss:	217	RECORD	PCT. RANK	GAMES	SCHEDULE	OF SCHEDULE	RPI	RPI	RPI	RPI
DIV. I ONLY	5- 23	326	1- 9	325	295	340	340	26	26	
DIV. I NON-CONF.	1- 8	318	0- 0	326	315	342	342	25	25	
TOTALS	RPI 1-25	RPI 26-50	W-L RECORDS	RPI 51-100	RPI 101-150	RPI 150+				
5- 23	0- 1	0- 2	OVERALL	0- 0	0- 0	5- 20				
5- 6	0- 0	0- 1	HOME	0- 0	0- 0	5- 5				
0- 15	0- 1	0- 1	AWAY	0- 0	0- 0	0- 13				
0- 2	0- 0	0- 0	NEUTRAL	0- 0	0- 0	0- 2				
1- 8	0- 1	0- 0	NON-CONFERENCE	0- 0	0- 0	1- 7				
1- 1	0- 0	0- 0	HOME	0- 0	0- 0	1- 1				
0- 6	0- 1	0- 0	AWAY	0- 0	0- 0	0- 5				
0- 1	0- 0	0- 0	NEUTRAL	0- 0	0- 0	0- 1				
4- 15	0- 0	0- 2	CONFERENCE	0- 0	0- 0	4- 13				
4- 5	0- 0	0- 1	HOME	0- 0	0- 0	4- 4				
0- 9	0- 0	0- 1	AWAY	0- 0	0- 0	0- 8				
0- 1	0- 0	0- 0	NEUTRAL	0- 0	0- 0	0- 1				

RPI S	Opponent	Score	RPI S	Opponent	Score	RPI S	Opponent	Score	RPI S	Opponent	Score	Team's RPI: 340
20	A Maryland	53 110	44	A Chattanooga	36 75				156	A Furman	58 82	
			44	H Chattanooga	48 64				156	H Furman	72 80	
									164	A Clemson	50 72	
									166	A Davidson	74 88	
									166	H Davidson	67 83	
									184	A Elon	59 82	
									184	H Elon	68 65	
									235	A Appalachian St.	54 61	
									235	H Appalachian St.	43 63	
									243	A Gardner-Webb	57 68	
									253	H N.C. Central	44 53	
									258	A Western Caro.	47 66	
									258	H Western Caro.	61 58	
									270	A Marshall	56 71	
									278	N Howard	55 63	
									293	A Samford	52 64	
									293	H Samford	55 61	
									294	A Ga. Southern	70 79	
									294	H Ga. Southern	73 49	
									294	N Ga. Southern	62 75	
									297	A Norfolk St.	59 67	
									299	H UNC Asheville	67 55	
									321	A UNC Greensboro	79 87	
									321	H UNC Greensboro	76 70	
									323	A Charleston So.	45 68	
LAST 12 Division I GAMES:												
			294	N Ga. Southern	62 75		293	H Samford	55 61			
			166	H Davidson	67 83		156	H Furman	72 80			
			294	H Ga. Southern	73 49		258	A Western Caro.	47 66			
			321	A UNC Greensboro	79 87		235	A Appalachian St.	54 61			
			184	A Elon	59 82		184	H Elon	68 65			
			44	H Chattanooga	48 64		321	H UNC Greensboro	76 70			

Non-Div I Games: Bluefield Col. 63 44

Wofford

Loss, Non-Conf, S Site, H Home A Away N Neutral

Average RPI Win:	331	WON-LOST	WINNING	LAST 10	STRENGTH OF	OPP. STRENGTH	TEAM	ADJ.	CONF.	ADJ CONF.
Average RPI Loss:	214	RECORD	PCT. RANK	GAMES	SCHEDULE	OF SCHEDULE	RPI	RPI	RPI	RPI
DIV. I ONLY	3- 25	341	2- 8	286	344	341	341	31	31	
DIV. I NON-CONF.	0- 11	338	0- 0	290	325	343	343	31	31	
TOTALS	RPI 1-25	RPI 26-50	W-L RECORDS	RPI 51-100	RPI 101-150	RPI 150+				
3- 25	0- 0	0- 0	OVERALL	0- 2	0- 5	3- 18				
2- 9	0- 0	0- 0	HOME	0- 2	0- 2	2- 5				
1- 11	0- 0	0- 0	AWAY	0- 0	0- 2	1- 9				
0- 5	0- 0	0- 0	NEUTRAL	0- 0	0- 1	0- 4				
0- 11	0- 0	0- 0	NON-CONFERENCE	0- 2	0- 0	0- 9				
0- 3	0- 0	0- 0	HOME	0- 2	0- 0	0- 1				
0- 4	0- 0	0- 0	AWAY	0- 0	0- 0	0- 4				
0- 4	0- 0	0- 0	NEUTRAL	0- 0	0- 0	0- 4				
3- 14	0- 0	0- 0	CONFERENCE	0- 0	0- 5	3- 9				
2- 6	0- 0	0- 0	HOME	0- 0	0- 2	2- 4				
1- 7	0- 0	0- 0	AWAY	0- 0	0- 2	1- 5				
0- 1	0- 0	0- 0	NEUTRAL	0- 0	0- 1	0- 0				

RPI S	Opponent	Score	RPI S	Opponent	Score	RPI S	Opponent	Score	RPI S	Opponent	Score	Team's RPI: 341
						71	H American	39 60	103	A Albany (NY)	39 65	
						100	H VCU	55 75	103	H Albany (NY)	46 56	
									135	A Stony Brook	62 66	
									135	H Stony Brook	51 72	
									135	N Stony Brook	49 61	
									155	A Coppin St.	62 78	
									174	A Robert Morris	39 51	
									219	N Rider	48 60	
									221	A Towson	57 64	
									227	A New Hampshire	35 46	
									227	H New Hampshire	47 60	
									228	A Maine	39 68	
									228	H Maine	48 61	
									237	A Hartford	64 80	
									237	H Hartford	55 65	
									241	N Ohio	36 84	
									267	N Brown	53 92	
									297	N Norfolk St.	43 56	
									303	A Loyola Maryland	49 56	
									319	H UMES	45 68	
									328	A Binghamton	66 60	
									328	H Binghamton	47 32	
									329	A UMass Lowell	51 59	
									329	H UMass Lowell	57 65	
									337	A Vermont	59 63	
									337	H Vermont	77 62	
LAST 12 Division I GAMES:												
			135	N Stony Brook	49 61		329	A UMass Lowell	51 59			
			328	A Binghamton	66 60		227	A New Hampshire	35 46			
			237	A Hartford	64 80		228	H Maine	48 61			
			135	H Stony Brook	51 72		103	A Albany (NY)	39 65			
			337	H Vermont	77 62		237	H Hartford	55 65			
			103	H Albany (NY)	46 56		135	A Stony Brook	62 66			

Non-Div I Games: Eastern 59 50

UMBC

■ Loss,
 ■ Non-Conf,
 ■ S Site,
 ■ H Home
 ■ A Away
 N Neutral

Average RPI Win:	273	WON-LOST	WINNING	LAST 10	STRENGTH OF	OPP. STRENGTH	TEAM	ADJ.	CONF.	ADJ CONF.
Average RPI Loss:	211	RECORD	PCT. RANK	GAMES	SCHEDULE	OF SCHEDULE	RPI	RPI	RPI	RPI
DIV. I ONLY	3- 26	342	2- 8	288	312	342	342	28	28	
DIV. I NON-CONF.	1- 10	331	0- 0	274	306	339	339	27	27	
TOTALS	RPI 1-25	RPI 26-50	W-L RECORDS	RPI 51-100	RPI 101-150	RPI 150+				
3- 26	0- 1	0- 0	OVERALL	0- 1	0- 1	3- 23				
3- 12	0- 0	0- 0	HOME	0- 0	0- 1	3- 11				
0- 13	0- 1	0- 0	AWAY	0- 1	0- 0	0- 11				
0- 1	0- 0	0- 0	NEUTRAL	0- 0	0- 0	0- 1				
1- 10	0- 1	0- 0	NON-CONFERENCE	0- 1	0- 1	1- 7				
1- 5	0- 0	0- 0	HOME	0- 0	0- 1	1- 4				
0- 4	0- 1	0- 0	AWAY	0- 1	0- 0	0- 2				
0- 1	0- 0	0- 0	NEUTRAL	0- 0	0- 0	0- 1				
2- 16	0- 0	0- 0	CONFERENCE	0- 0	0- 0	2- 16				
2- 7	0- 0	0- 0	HOME	0- 0	0- 0	2- 7				
0- 9	0- 0	0- 0	AWAY	0- 0	0- 0	0- 9				
0- 0	0- 0	0- 0	NEUTRAL	0- 0	0- 0	0- 0				

RPI 1-25			RPI 26-50			RPI 51-100			RPI 101+			Team's RPI: 342
RPI	S	Opponent	Score	RPI	S	Opponent	Score	RPI	S	Opponent	Score	
12	A	West Virginia	47 94					58	A	Army	51 75	
								135	H	Stony Brook	58 68	
								163	A	St. Francis Brooklyn	51 67	
								163	H	St. Francis Brooklyn	55 57	
								165	A	FIU	57 79	
								168	A	Mt. St. Mary's	35 70	
								168	H	Mt. St. Mary's	70 88	
								174	A	Robert Morris	51 66	
								174	H	Robert Morris	58 67	
								187	N	Florida A&M	52 62	
								189	A	Saint Francis (PA)	89 111	
								189	H	Saint Francis (PA)	69 110	
								197	H	McNeese St.	62 69	
								218	A	Bryant	63 77	
								218	H	Bryant	51 81	
								238	A	Sacred Heart	70 85	
								238	H	Sacred Heart	75 69	
								266	H	Manhattan	63 73	
								277	A	Wagner	48 67	
								277	H	Wagner	82 70	
								290	A	Central Conn. St.	67 72	
								290	H	Central Conn. St.	61 62	
								291	H	Siena	58 82	
								300	A	LIU Brooklyn	40 56	
								300	H	LIU Brooklyn	64 86	
								305	H	Columbia	69 59	
								330	A	NJIT	71 84	
LAST 12 Division I GAMES:												
238	H	Sacred Heart	75 69	168	H	Mt. St. Mary's	70 88					
290	H	Central Conn. St.	61 62	277	H	Wagner	82 70					
300	A	LIU Brooklyn	40 56	163	A	St. Francis Brooklyn	51 67					
168	A	Mt. St. Mary's	35 70	238	A	Sacred Heart	70 85					
277	A	Wagner	48 67	174	H	Robert Morris	58 67					
218	H	Bryant	51 81	189	H	Saint Francis (PA)	69 110					

Non-Div I Games:

Fairleigh Dickinson

■ Loss,
 ■ Non-Conf,
 S Site,
 ■ Home
 ■ Away
 N Neutral

RPI	S	Opponent	Score
332	H	Saint Peter's	56 62

Fairleigh Dickinson

F
a
i
r
l
e
i
g
h
D
i
c
k
i
n
s
o
n

F
a
i
r
l
e
i
g
h
D
i
c
k
i
n
s
o
n

Air Force

Through Games Of March 16, 2014

Average RPI Win:	318	WON-LOST	WINNING	LAST 10	STRENGTH OF	OPP. STRENGTH	TEAM	ADJ.	CONF.	ADJ CONF.
Average RPI Loss:	198	RECORD	PCT. RANK	GAMES	SCHEDULE	OF SCHEDULE	RPI	RPI	RPI	RPI
DIV. I ONLY	1- 28	346	0- 10	281	243	343	343	18	18	
DIV. I NON-CONF.	1- 9	326	0- 0	332	336	347	347	22	22	
TOTALS	RPI 1-25	RPI 26-50	W-L RECORDS	RPI 51-100	RPI 101-150	RPI 150+				
1- 28	0- 1	0- 0	OVERALL	0- 5	0- 2	1- 20				
1- 12	0- 0	0- 0	HOME	0- 2	0- 1	1- 9				
0- 14	0- 1	0- 0	AWAY	0- 3	0- 1	0- 9				
0- 2	0- 0	0- 0	NEUTRAL	0- 0	0- 0	0- 2				
1- 9	0- 1	0- 0	NON-CONFERENCE	0- 1	0- 0	1- 7				
1- 3	0- 0	0- 0	HOME	0- 0	0- 0	1- 3				
0- 5	0- 1	0- 0	AWAY	0- 1	0- 0	0- 3				
0- 1	0- 0	0- 0	NEUTRAL	0- 0	0- 0	0- 1				
0- 19	0- 0	0- 0	CONFERENCE	0- 4	0- 2	0- 13				
0- 9	0- 0	0- 0	HOME	0- 2	0- 1	0- 6				
0- 9	0- 0	0- 0	AWAY	0- 2	0- 1	0- 6				
0- 1	0- 0	0- 0	NEUTRAL	0- 0	0- 0	0- 1				

RPI 1-25				RPI 26-50				RPI 51-100				RPI 101+ Team's RPI: 343			
RPI	S	Opponent	Score	RPI	S	Opponent	Score	RPI	S	Opponent	Score	RPI	S	Opponent	Score
21	A	North Carolina	26 87					73	A	Colorado St.	28 88	125	A	Wyoming	47 82
								73	H	Colorado St.	49 87	125	H	Wyoming	32 73
								83	A	Wichita St.	37 61	159	A	Nevada	43 76
								97	A	Fresno St.	49 76	159	H	Nevada	74 84
								97	H	Fresno St.	43 77	161	A	Utah St.	78 88
												190	A	Boise St.	44 75
												190	H	Boise St.	63 77
												217	A	San Diego St.	39 72
												217	H	San Diego St.	66 77
												217 N		San Diego St.	56 63
												220	H	Northern Colo.	60 71
												234	A	UNLV	43 87
												234	H	UNLV	65 72
												265	A	San Jose St.	70 79
												265	H	San Jose St.	71 84
												271	H	Denver	64 72
												275	H	New Mexico	62 76
												292	H	SIU Edwardsville	55 76
												298 N		Eastern Ill.	44 76
												310	A	Weber St.	69 81
												318	H	North Dakota St.	82 63
												325	A	Omaha	56 84
												339	A	North Florida	40 61
LAST 12 Division I GAMES:															
				217 N		San Diego St.	56 63					217	H	San Diego St.	66 77
				190	A	Boise St.	44 75					265	H	San Jose St.	71 84
				275	H	New Mexico	62 76					73	A	Colorado St.	28 88
				234	A	UNLV	43 87					97	A	Fresno St.	49 76
				125	H	Wyoming	32 73					159	H	Nevada	74 84
				159	A	Nevada	43 76					190	H	Boise St.	63 77

Non-Div I Games:

Air Force

■ Loss,
■ Non-Conf, S Site,
■ Home
■ Away
N Neutral

Alabama A&M

Through Games Of March 16, 2014

Average RPI Win:	323	WON-LOST	WINNING	LAST 10	STRENGTH OF	OPP. STRENGTH	TEAM	ADJ.	CONF.	ADJ CONF.
Average RPI Loss:	230	RECORD	PCT. RANK	GAMES	SCHEDULE	OF SCHEDULE	RPI	RPI	RPI	RPI
DIV. I ONLY	6- 24	318	3- 7	345	342	344	344	32	32	
DIV. I NON-CONF.	2- 8	296	0- 0	327	205	337	337	32	32	
TOTALS	RPI 1-25	RPI 26-50	W-L RECORDS	RPI 51-100	RPI 101-150	RPI 150+				
6- 24	0- 0	0- 1	OVERALL	0- 2	0- 0	6- 21				
5- 8	0- 0	0- 0	HOME	0- 1	0- 0	5- 7				
0- 15	0- 0	0- 1	AWAY	0- 1	0- 0	0- 13				
1- 1	0- 0	0- 0	NEUTRAL	0- 0	0- 0	1- 1				
2- 8	0- 0	0- 1	NON-CONFERENCE	0- 2	0- 0	2- 5				
2- 2	0- 0	0- 0	HOME	0- 1	0- 0	2- 1				
0- 6	0- 0	0- 1	AWAY	0- 1	0- 0	0- 4				
0- 0	0- 0	0- 0	NEUTRAL	0- 0	0- 0	0- 0				
4- 16	0- 0	0- 0	CONFERENCE	0- 0	0- 0	4- 16				
3- 6	0- 0	0- 0	HOME	0- 0	0- 0	3- 6				
0- 9	0- 0	0- 0	AWAY	0- 0	0- 0	0- 9				
1- 1	0- 0	0- 0	NEUTRAL	0- 0	0- 0	1- 1				

RPI S	Opponent	Score	RPI S	Opponent	Score	RPI S	Opponent	Score	RPI S	Opponent	Score	Team's RPI: 344
36	A Georgia Tech	56 93	67	H Auburn	49 77	170	A Southern U.	59 81	170	H Southern U.	82 93	
			77	A Alabama	32 60	170	N Southern U.	66 80	183	A Texas Southern	72 81	
						183	H Texas Southern	61 66	205	A Louisiana Tech	51 81	
						224	A Prairie View	77 98	224	H Prairie View	60 68	
						244	A Jackson St.	70 77	244	H Jackson St.	78 85	
						249	A Eastern Ky.	69 89	280	A Alabama St.	45 92	
						280	H Alabama St.	60 81	287	A East Tenn. St.	65 82	
						302	A Mississippi Val.	56 68	302	H Mississippi Val.	77 83	
						309	A Grambling	77 90	309	H Grambling	67 66	
						311	H Southeast Mo. St.	64 76	312	H Murray St.	69 62	
						315	H South Carolina St.	81 78	324	A Kennesaw St.	79 83	
						326	A Alcorn	60 63	326	H Alcorn	70 49	
						326	N Alcorn	64 62	347	A Ark.-Pine Bluff	72 79	
						224	H Prairie View	60 68				
LAST 12 Division I GAMES:												
170	N Southern U.	66 80	326	H Alcorn	70 49	170	H Southern U.	82 93	280	H Alabama St.	60 81	
326	N Alcorn	64 62	302	A Mississippi Val.	56 68	326	N Alcorn	64 62	347	A Ark.-Pine Bluff	72 79	
309	H Grambling	67 66	224	H Prairie View	60 68							
244	H Jackson St.	78 85										
183	A Texas Southern	72 81										
224	A Prairie View	77 98										

Non-Div I Games:

Alabama A&M

■ Loss,
■ Non-Conf, S Site,
■ Home
■ Away
N Neutral

RPI	S	Opponent	Score
347	H	Ark.-Pine Bluff	87 63

A
l
a
b
a
m
a
A
&
MA
l
a
b
a
m
a
A
&
M

Alabama A&M

NEW ORLEANS				Through Games Of March 10, 1911						
Average RPI Win:	0	WON-LOST	WINNING	LAST 10	STRENGTH OF	OPP. STRENGTH	TEAM	ADJ.	CONF.	ADJ CONF.
Average RPI Loss:	210	RECORD	PCT. RANK	GAMES	SCHEDULE	OF SCHEDULE	RPI	RPI	RPI	RPI
DIV. I ONLY	0- 27	347	0- 10	282	294	345	345	25	25	
DIV. I NON-CONF.	0- 11	338	0- 0	216	310	338	338	23	23	
TOTALS	RPI 1-25		RPI 26-50	W-L RECORDS		RPI 51-100	RPI 101-150		RPI 150+	
0- 27	0- 1		0- 1	OVERALL		0- 1	0- 2		0- 22	
0- 10	0- 0		0- 0	HOME		0- 0	0- 1		0- 9	
0- 16	0- 0		0- 1	AWAY		0- 1	0- 1		0- 13	
0- 1	0- 1		0- 0	NEUTRAL		0- 0	0- 0		0- 0	
0- 11	0- 1		0- 1	NON-CONFERENCE		0- 1	0- 1		0- 7	
0- 3	0- 0		0- 0	HOME		0- 0	0- 0		0- 3	
0- 7	0- 0		0- 1	AWAY		0- 1	0- 1		0- 4	
0- 1	0- 1		0- 0	NEUTRAL		0- 0	0- 0		0- 0	
0- 16	0- 0		0- 0	CONFERENCE		0- 0	0- 1		0- 15	
0- 7	0- 0		0- 0	HOME		0- 0	0- 1		0- 6	
0- 9	0- 0		0- 0	AWAY		0- 0	0- 0		0- 9	
0- 0	0- 0		0- 0	NEUTRAL		0- 0	0- 0		0- 0	

RPI	S	Opponent	Score
21	N	North Carolina	41-124

RPI	S	Opponent	Score
30	A	Southern Miss.	61-83

RPI	S	Opponent	Score
95	A	Mississippi St.	38-111

RPI	S	Opponent	Score
105	A	Tulane	46-81
141	H	Northwestern St.	48-51
178	H	Stephen F. Austin	36-68
182	A	Nicholls St.	40-89
182	H	Nicholls St.	45-63
197	A	McNeese St.	59-82
197	H	McNeese St.	54-84
203	A	A&M-Corpus Christi	44-97
205	A	Louisiana Tech	39-69
209	A	Lamar	51-83
209	H	Lamar	53-80
215	A	Central Ark.	30-62
242	A	Sam Houston St.	56-87
242	H	Sam Houston St.	47-78
244	A	Jackson St.	50-72
251	A	Houston Baptist	54-66
259	A	Oral Roberts	62-93
273	H	La.-Lafayette	42-71
274	A	Southeastern La.	55-84
274	H	Southeastern La.	59-76
286	H	Jacksonville St.	51-54
309	H	Grambling	52-76
312	A	Murray St.	47-88
338	A	Utah Valley	49-89

LAST 12 Division I GAMES:			
242	A	Sam Houston St.	56-87
209	A	Lamar	51-83
141	H	Northwestern St.	48-51
178	H	Stephen F. Austin	36-68
274	H	Southeastern La.	59-76
197	H	McNeese St.	54-84
182	H	Nicholls St.	45-63
215	A	Central Ark.	30-62
259	A	Oral Roberts	62-93
274	A	Southeastern La.	55-84
203	A	A&M-Corpus Christi	44-97
251	A	Houston Baptist	54-66

Non-Div I Games:	Abilene Christian	44	88	Incarnate Word	38	67
------------------	-------------------	----	----	----------------	----	----

New Orleans

Loss, Non-Conf, S Site, H Home A Away N Neutral

Average RPI Win:	335	WON-LOST	WINNING	LAST 10	STRENGTH OF	OPP. STRENGTH	TEAM	ADJ.	CONF.	ADJ CONF.
Average RPI Loss:	222	RECORD	PCT. RANK	GAMES	SCHEDULE	OF SCHEDULE	RPI	RPI	RPI	RPI
DIV. I ONLY	1- 26	345	0- 10	320	335	346	346	29	29	
DIV. I NON-CONF.	1- 9	326	0- 0	335	333	344	344	28	28	
TOTALS	RPI 1-25	RPI 26-50	W-L RECORDS	RPI 51-100	RPI 101-150	RPI 150+				
1- 26	0- 0	0- 0	OVERALL	0- 4	0- 4	1- 18				
0- 12	0- 0	0- 0	HOME	0- 2	0- 2	0- 8				
1- 11	0- 0	0- 0	AWAY	0- 1	0- 2	1- 8				
0- 3	0- 0	0- 0	NEUTRAL	0- 1	0- 0	0- 2				
1- 9	0- 0	0- 0	NON-CONFERENCE	0- 1	0- 2	1- 6				
0- 4	0- 0	0- 0	HOME	0- 1	0- 1	0- 2				
1- 3	0- 0	0- 0	AWAY	0- 0	0- 1	1- 2				
0- 2	0- 0	0- 0	NEUTRAL	0- 0	0- 0	0- 2				
0- 17	0- 0	0- 0	CONFERENCE	0- 3	0- 2	0- 12				
0- 8	0- 0	0- 0	HOME	0- 1	0- 1	0- 6				
0- 8	0- 0	0- 0	AWAY	0- 1	0- 1	0- 6				
0- 1	0- 0	0- 0	NEUTRAL	0- 1	0- 0	0- 0				

RPI S	Opponent	Score	RPI S	Opponent	Score	RPI S	Opponent	Score	RPI S	Opponent	Score	Team's RPI: 346
						87 A	Idaho	41 91	108 A	Northwestern	33 64	
						87 H	Idaho	42 92	126 H	IUPUI	47 68	
						87 N	Idaho	43 84	146 A	Grand Canyon	53 84	
						91 H	Wright St.	62 84	146 H	Grand Canyon	38 69	
									160 A	Bakersfield	58 99	
									160 H	Bakersfield	59 90	
									229 A	Seattle	63 75	
									229 H	Seattle	58 85	
									244 H	Western Mich.	49 67	
									248 A	Tex.-Pan American	44 66	
									248 H	Tex.-Pan American	52 75	
									255 H	Loyola Chicago	63 77	
									269 A	Miami (OH)	39 55	
									285 A	New Mexico St.	61 82	
									285 H	New Mexico St.	64 74	
									308 A	UMKC	60 83	
									308 H	UMKC	52 84	
									320 N	Valparaiso	50 74	
									325 A	Omaha	62 76	
									335 A	Southern Ill.	55 51	
									336 N	Detroit	64 85	
									338 A	Utah Valley	62 84	
									338 H	Utah Valley	46 72	
LAST 12 Division I GAMES:												
			87 N	Idaho	43 84		285 H	New Mexico St.	64 74			
			229 A	Seattle	63 75		248 H	Tex.-Pan American	52 75			
			87 A	Idaho	41 91		308 H	UMKC	52 84			
			146 H	Grand Canyon	38 69		146 A	Grand Canyon	53 84			
			160 A	Bakersfield	58 99		338 H	Utah Valley	46 72			
			338 A	Utah Valley	62 84		160 H	Bakersfield	59 90			

Non-Div I Games: Purdue-Calumet 62 68 Indiana Tech 74 51 Ind.-Northwest 68 50

Chicago St.

Loss, Non-Conf, S Site, H Home A Away N Neutral

Average RPI Win:	327	WON-LOST	WINNING	LAST 10	STRENGTH OF	OPP. STRENGTH	TEAM	ADJ.	CONF.	ADJ CONF.
Average RPI Loss:	233	RECORD	PCT. RANK	GAMES	SCHEDULE	OF SCHEDULE	RPI	RPI	RPI	RPI
DIV. I ONLY	2- 25	344	1- 9	343	339	347	347	32	32	
DIV. I NON-CONF.	0- 8	338	0- 0	278	87	340	340	32	32	
TOTALS	RPI 1-25	RPI 26-50	W-L RECORDS	RPI 51-100	RPI 101-150	RPI 150+				
2- 25	0- 2	0- 0	OVERALL	0- 1	0- 0	2- 22				
2- 7	0- 0	0- 0	HOME	0- 0	0- 0	2- 7				
0- 17	0- 2	0- 0	AWAY	0- 1	0- 0	0- 14				
0- 1	0- 0	0- 0	NEUTRAL	0- 0	0- 0	0- 1				
0- 8	0- 2	0- 0	NON-CONFERENCE	0- 1	0- 0	0- 5				
0- 0	0- 0	0- 0	HOME	0- 0	0- 0	0- 0				
0- 8	0- 2	0- 0	AWAY	0- 1	0- 0	0- 5				
0- 0	0- 0	0- 0	NEUTRAL	0- 0	0- 0	0- 0				
2- 17	0- 0	0- 0	CONFERENCE	0- 0	0- 0	2- 17				
2- 7	0- 0	0- 0	HOME	0- 0	0- 0	2- 7				
0- 9	0- 0	0- 0	AWAY	0- 0	0- 0	0- 9				
0- 1	0- 0	0- 0	NEUTRAL	0- 0	0- 0	0- 1				

RPI 1-25				RPI 26-50				RPI 51-100				RPI 101+ Team's RPI: 347			
RPI	S	Opponent	Score	RPI	S	Opponent	Score	RPI	S	Opponent	Score	RPI	S	Opponent	Score
19	A	Nebraska	55 78					86	A	Marquette	44 96	170	A	Southern U.	68 77
23	A	Iowa	38 76									170	H	Southern U.	70 84
												181	A	Memphis	45 91
												183	A	Texas Southern	51 75
												183	H	Texas Southern	64 67
												224	A	Prairie View	62 75
												224	H	Prairie View	67 80
												244	A	Jackson St.	52 65
												244	H	Jackson St.	69 78
												256	A	Arizona	54 67
												257	A	Texas Tech	50 58
												260	A	Xavier	39 69
												280	A	Alabama St.	61 70
												280	H	Alabama St.	51 69
												302	A	Mississippi Val.	49 60
												302	H	Mississippi Val.	67 68
												309	A	Grambling	65 85
												309	H	Grambling	64 58
												309	N	Grambling	81 83
												325	A	Omaha	48 76
												326	A	Alcorn	48 57
												326	H	Alcorn	58 64
												344	A	Alabama A&M	63 87
												344	H	Alabama A&M	79 72
LAST 12 Division I GAMES:															
309	N	Grambling	81 83	326	A	Alcorn	48 57	170	A	Southern U.	68 77				
302	H	Mississippi Val.	67 68	280	H	Alabama St.	51 69	344	H	Alabama A&M	79 72				
244	A	Jackson St.	52 65	244	H	Jackson St.	69 78								
309	A	Grambling	65 85	309	H	Grambling	64 58								
183	H	Texas Southern	64 67												
224	H	Prairie View	67 80												

Non-Div I Games: Talladega 75 77 Philander Smith 57 42

Ark.-Pine Bluff

Loss, Non-Conf, S Site, H Home A Away N Neutral