

Average RPI Win:	251	WON-LOST	WINNING	LAST 10	STRENGTH OF	OPP. STRENGTH	TEAM	ADJ.	CONF.	ADJ CONF.
Average RPI Loss:	188	RECORD	PCT. RANK	GAMES	SCHEDULE	OF SCHEDULE	RPI	RPI	RPI	RPI
DIV. I ONLY	12- 15	209	1- 0	265	300	251	251	25	25	
DIV. I NON-CONF.	2- 5	264	0- 0	168	290	259	259	22	22	
TOTALS	RPI 1-25	RPI 26-50	W-L RECORDS	RPI 51-100	RPI 101-999	RPI 150+				
12- 15	0- 0	0- 0	OVERALL	1- 2	11- 13	11- 9				
6- 6	0- 0	0- 0	HOME	1- 1	5- 5	5- 3				
3- 8	0- 0	0- 0	AWAY	0- 1	3- 7	3- 5				
3- 1	0- 0	0- 0	NEUTRAL	0- 0	3- 1	3- 1				
2- 5	0- 0	0- 0	NON-CONFERENCE	0- 0	2- 5	2- 3				
0- 3	0- 0	0- 0	HOME	0- 0	0- 3	0- 2				
1- 1	0- 0	0- 0	AWAY	0- 0	1- 1	1- 0				
1- 1	0- 0	0- 0	NEUTRAL	0- 0	1- 1	1- 1				
10- 10	0- 0	0- 0	CONFERENCE	1- 2	9- 8	9- 6				
6- 3	0- 0	0- 0	HOME	1- 1	5- 2	5- 1				
2- 7	0- 0	0- 0	AWAY	0- 1	2- 6	2- 5				
2- 0	0- 0	0- 0	NEUTRAL	0- 0	2- 0	2- 0				

RPI S	Opponent	Score	RPI S	Opponent	Score	RPI S	Opponent	Score	RPI S	Opponent	Score	Team's RPI: 251
						51	A Lamar University	58 76	130	H New Mexico St.	65 67	
						51	H Lamar University	47 72	140	A Texas Tech	61 78	
						64	H SFA	46 44	142	A Abilene Christian	55 72	
									142	H Abilene Christian	68 72	
									163	H Texas St.	53 60	
									165	A Nicholls St.	55 85	
									165	N Nicholls St.	69 56	
									181	A Sam Houston St.	59 61	
									181	H Sam Houston St.	76 61	
									188	N Prairie View	59 67	
									214	A UTRGV	59 49	
									214	H UTRGV	57 70	
									268	N Louisiana	64 63	
									277	A Central Ark.	73 65	
									288	A New Orleans	54 56	
									288	H New Orleans	57 51	
									288	N New Orleans	69 47	
									308	A Incarnate Word	72 77	
									308	H Incarnate Word	57 49	
									312	H McNeese	62 51	
									316	H Northwestern St.	79 55	
									323	A Southeastern La.	45 56	
									332	A Houston Baptist	70 56	
									332	H Houston Baptist	56 74	
LAST 12 Division I GAMES:												
			288	N New Orleans	69 47	51	H Lamar University	47 72				
			165	N Nicholls St.	69 56	64	H SFA	46 44				
			332	H Houston Baptist	56 74	288	A New Orleans	54 56				
			312	H McNeese	62 51	181	A Sam Houston St.	59 61				
			308	A Incarnate Word	72 77	308	H Incarnate Word	57 49				
			142	A Abilene Christian	55 72	323	A Southeastern La.	45 56				

Non-Div I Games: UNKNOWN 78 40 Schreiner 64 34 Tex. A&M Int'l 84 36 Texas Lutheran 73 49 A&M-Corpus Christi

Loss, Non-Conf, S Site, H Home A Away N Neutral

Average RPI Win:	264	WON-LOST	WINNING	LAST 10	STRENGTH OF	OPP. STRENGTH	TEAM	ADJ.	CONF.	ADJ CONF.
Average RPI Loss:	123	RECORD	PCT. RANK	GAMES	SCHEDULE	OF SCHEDULE	RPI	RPI	RPI	RPI
DIV. I ONLY	17- 9	91	1- 0	259	273	142	142	25	25	
DIV. I NON-CONF.	3- 4	199	0- 0	83	157	109	109	22	22	
TOTALS	RPI 1-25	RPI 26-50	W-L RECORDS	RPI 51-100	RPI 101-999	RPI 150+				
17- 9	0- 0	0- 0	OVERALL	0- 5	17- 4	16- 3				
6- 4	0- 0	0- 0	HOME	0- 3	6- 1	6- 1				
9- 5	0- 0	0- 0	AWAY	0- 2	9- 3	8- 2				
2- 0	0- 0	0- 0	NEUTRAL	0- 0	2- 0	2- 0				
3- 4	0- 0	0- 0	NON-CONFERENCE	0- 2	3- 2	2- 1				
0- 1	0- 0	0- 0	HOME	0- 1	0- 0	0- 0				
2- 3	0- 0	0- 0	AWAY	0- 1	2- 2	1- 1				
1- 0	0- 0	0- 0	NEUTRAL	0- 0	1- 0	1- 0				
14- 5	0- 0	0- 0	CONFERENCE	0- 3	14- 2	14- 2				
6- 3	0- 0	0- 0	HOME	0- 2	6- 1	6- 1				
7- 2	0- 0	0- 0	AWAY	0- 1	7- 1	7- 1				
1- 0	0- 0	0- 0	NEUTRAL	0- 0	1- 0	1- 0				

RPI 1-25				RPI 26-50				RPI 51-100				RPI 101+ Team's RPI: 142			
RPI	S	Opponent	Score	RPI	S	Opponent	Score	RPI	S	Opponent	Score	RPI	S	Opponent	Score
								51	H	Lamar University	60 63	130	A	New Mexico St.	58 46
								64	A	SFA	48 65	140	A	Texas Tech	54 105
								64	H	SFA	55 71	155	A	Tulsa	63 75
								65	A	FGCU	65 81	165	H	Nicholls St.	76 66
								66	H	Arkansas	68 80	181	A	Sam Houston St.	91 79
												181	H	Sam Houston St.	63 72
												226	N	Texas Southern	81 39
												251	A	A&M-Corpus Christi	72 68
												251	H	A&M-Corpus Christi	72 55
												258	A	UTEP	70 69
												277	A	Central Ark.	67 65
												277	H	Central Ark.	77 70
												277	N	Central Ark.	82 54
												288	A	New Orleans	59 52
												308	A	Incarnate Word	71 50
												308	H	Incarnate Word	102 53
												312	H	McNeese	109 52
												316	A	Northwestern St.	72 63
												323	A	Southeastern La.	71 74
												323	H	Southeastern La.	86 66
												332	A	Houston Baptist	72 62
LAST 12 Division I GAMES:															
				277	N	Central Ark.	82 54	308	A	Incarnate Word	71 50				
				308	H	Incarnate Word	102 53	165	H	Nicholls St.	76 66				
				64	A	SFA	48 65	181	H	Sam Houston St.	63 72				
				277	A	Central Ark.	67 65	51	H	Lamar University	60 63				
				251	H	A&M-Corpus Christi	72 55	251	A	A&M-Corpus Christi	72 68				
				323	H	Southeastern La.	86 66	277	H	Central Ark.	77 70				

Non-Div I Games: Eastern N.M. 78 46 Southwest (NM) 90 47 Howard Payne 98 43 Schreiner 90 43 Abilene Christian

Loss, Non-Conf, S Site, H Home A Away N Neutral

Through Games Of March 18, 2019					
Average RPI Win:	256	WON-LOST	WINNING	LAST 10	
Average RPI Loss:	156	RECORD	PCT. RANK	GAMES	
DIV. I ONLY	7- 22	303	0- 1	205	178
DIV. I NON-CONF.	3- 7	256	0- 0	142	278
TOTALS	RPI 1-25	RPI 26-50	W-L RECORDS	RPI 51-100	RPI 101-999
7- 22	0- 1	0- 2	OVERALL	0- 4	7- 15
6- 7	0- 0	0- 1	HOME	0- 1	6- 5
1- 14	0- 1	0- 1	AWAY	0- 3	1- 9
0- 1	0- 0	0- 0	NEUTRAL	0- 0	0- 1
3- 7	0- 1	0- 0	NON-CONFERENCE	0- 1	3- 5
2- 2	0- 0	0- 0	HOME	0- 0	2- 2
1- 5	0- 1	0- 0	AWAY	0- 1	1- 3
0- 0	0- 0	0- 0	NEUTRAL	0- 0	0- 0
4- 15	0- 0	0- 2	CONFERENCE	0- 3	4- 10
4- 5	0- 0	0- 1	HOME	0- 1	4- 3
0- 9	0- 0	0- 1	AWAY	0- 2	0- 6
0- 1	0- 0	0- 0	NEUTRAL	0- 0	0- 1

RPI 1-25				RPI 26-50				RPI 51-100				RPI 101+				Team's RPI: 297	
RPI	S	Opponent	Score	RPI	S	Opponent	Score	RPI	S	Opponent	Score	RPI	S	Opponent	Score		
5	A	Oregon	36 82	38	A	Boise St.	48 79	56	A	New Mexico	57 78	106	A	Minnesota	50 67		
				38	H	Boise St.	60 80	62	A	Wyoming	60 80	119	H	Fresno St.	70 77		
								62	H	Wyoming	56 59	128	H	Northern Colo.	69 57		
								97	A	Northeastern	41 54	167	A	Denver	66 92		
												180	A	Utah St.	55 64		
												180	H	Utah St.	44 48		
												190	A	Portland	60 79		
												203	A	UNLV	56 66		
												203	H	UNLV	47 62		
												207	A	San Diego St.	61 70		
												207	H	San Diego St.	75 66		
												207	N	San Diego St.	55 63		
												227	H	George Mason	71 78		
												245	A	Nevada	54 79		
												245	H	Nevada	79 74		
												256	H	Navy	47 54		
												281	A	Colorado St.	48 55		
												281	H	Colorado St.	63 48		
												291	A	Army West Point	71 60		
												298	A	San Jose St.	60 73		
												298	H	San Jose St.	88 77		
												344	H	Fairleigh Dickinson	85 37		
LAST 12 Division I GAMES:																	
				207	N	San Diego St.	55 63	180	A	Utah St.	55 64						
				38	H	Boise St.	60 80	203	H	UNLV	47 62						
				245	A	Nevada	54 79	62	A	Wyoming	60 80						
				62	H	Wyoming	56 59	281	A	Colorado St.	48 55						
				298	A	San Jose St.	60 73	207	H	San Diego St.	75 66						
				119	H	Fresno St.	70 77	298	H	San Jose St.	88 77						

Non-Div I Games:	Western St.	72	54
------------------	-------------	----	----

Air Force

■ Loss, ■ Non-Conf, S Site, H Home A Away N Neutral

Average RPI Win: 230	WON-LOST	WINNING	LAST 10	STRENGTH OF	OPP. STRENGTH	TEAM	ADJ.	CONF.	ADJ CONF.
Average RPI Loss: 92	RECORD	PCT. RANK	GAMES	SCHEDULE	OF SCHEDULE	RPI	RPI	RPI	RPI
DIV. I ONLY	15- 14	157	0- 1	152	120	162	162	8	8
DIV. I NON-CONF.	8- 2	52	0- 0	304	311	142	142	8	8
TOTALS	RPI 1-25	RPI 26-50	W-L RECORDS	RPI 51-100	RPI 101-999	RPI 150+			
15- 14	0- 0	1- 6	OVERALL	1- 3	13- 5	13- 3			
8- 6	0- 0	1- 2	HOME	1- 2	6- 2	6- 2			
3- 8	0- 0	0- 4	AWAY	0- 1	3- 3	3- 1			
4- 0	0- 0	0- 0	NEUTRAL	0- 0	4- 0	4- 0			
8- 2	0- 0	0- 0	NON-CONFERENCE	0- 1	8- 1	8- 0			
3- 1	0- 0	0- 0	HOME	0- 1	3- 0	3- 0			
1- 1	0- 0	0- 0	AWAY	0- 0	1- 1	1- 0			
4- 0	0- 0	0- 0	NEUTRAL	0- 0	4- 0	4- 0			
7- 12	0- 0	1- 6	CONFERENCE	1- 2	5- 4	5- 3			
5- 5	0- 0	1- 2	HOME	1- 1	3- 2	3- 2			
2- 7	0- 0	0- 4	AWAY	0- 1	2- 2	2- 1			
0- 0	0- 0	0- 0	NEUTRAL	0- 0	0- 0	0- 0			

RPI S	Opponent	Score	RPI S	Opponent	Score	RPI S	Opponent	Score	RPI S	Opponent	Score	Team's RPI: 162
29	A Ohio	70 92	29	H Ohio	71 81	75	H Butler	47 63	121	A Youngstown St.	61 72	
31	A Central Mich.	71 94	84	A Kent St.	58 73	84	H Kent St.	55 65	125	A Northern Ill.	59 70	
33	A Buffalo	72 91	85	H Toledo	70 64	197	A Eastern Mich.	60 67	197	A Eastern Mich.	60 72	
33	H Buffalo	70 59				197	H Eastern Mich.	59 61	197	H Eastern Mich.	59 61	
44	A Miami (OH)	49 66				202	A N.C. A&T	49 36	218	A Bowling Green	83 73	
44	H Miami (OH)	61 67				218	H Bowling Green	74 71	220	H Ball St.	91 61	
						240	N Jackson St.	74 57	244	N Northern Ky.	77 60	
						258	N UTEP	64 57	262	H St. Bonaventure	67 58	
						270	A Western Mich.	72 59	270	H Western Mich.	69 62	
						286	H Canisius	62 53	310	N Oakland	85 65	
						333	H Eastern Ky.	63 54				
LAST 12 Division I GAMES:												
197	H Eastern Mich.	59 61	197	A Eastern Mich.	60 67							
44	A Miami (OH)	49 66	44	H Miami (OH)	61 67							
84	H Kent St.	55 65	220	H Ball St.	91 61							
29	H Ohio	71 81	270	H Western Mich.	69 62							
218	A Bowling Green	83 73	29	A Ohio	70 92							
33	H Buffalo	70 59	84	A Kent St.	58 73							

Non-Div I Games: Malone 63 44

Akron

Loss, Non-Conf, S Site, H Home A Away N Neutral

Alabama

Through Games Of March 15, 2019

Average RPI Win:	189	WON-LOST	WINNING	LAST 10	STRENGTH OF	OPP. STRENGTH	TEAM	ADJ.	CONF.	ADJ CONF.
Average RPI Loss:	73	RECORD	PCT. RANK	GAMES	SCHEDULE	OF SCHEDULE	RPI	RPI	RPI	RPI
DIV. I ONLY	14- 17	203	1- 1	92	66	156	156	5	5	
DIV. I NON-CONF.	8- 5	119	0- 0	171	129	152	152	5	5	
TOTALS	RPI 1-25	RPI 26-50	W-L RECORDS	RPI 51-100	RPI 101-999	RPI 150+				
14- 17	0- 5	1- 4	OVERALL	2- 4	11- 4	10- 3				
9- 6	0- 2	1- 1	HOME	1- 2	7- 1	7- 0				
3- 7	0- 2	0- 2	AWAY	0- 2	3- 1	2- 1				
2- 4	0- 1	0- 1	NEUTRAL	1- 0	1- 2	1- 2				
8- 5	0- 1	1- 0	NON-CONFERENCE	1- 2	6- 2	6- 2				
6- 1	0- 0	1- 0	HOME	0- 1	5- 0	5- 0				
1- 1	0- 0	0- 0	AWAY	0- 1	1- 0	1- 0				
1- 3	0- 1	0- 0	NEUTRAL	1- 0	0- 2	0- 2				
6- 12	0- 4	0- 4	CONFERENCE	1- 2	5- 2	4- 1				
3- 5	0- 2	0- 1	HOME	1- 1	2- 1	2- 0				
2- 6	0- 2	0- 2	AWAY	0- 1	2- 1	1- 1				
1- 1	0- 0	0- 1	NEUTRAL	0- 0	1- 0	1- 0				

RPI 1-25				RPI 26-50				RPI 51-100				RPI 101+ Team's RPI: 156			
RPI	S	Opponent	Score	RPI	S	Opponent	Score	RPI	S	Opponent	Score	RPI	S	Opponent	Score
8	H	Mississippi St.	49 65	30	A	Missouri	47 82	61	H	Tennessee	86 65	111	A	Georgia	58 53
16	A	Texas A&M	43 70	48	A	Auburn	38 77	66	A	Arkansas	61 72	111	H	Georgia	67 76
18	A	South Carolina	59 62	48	H	Auburn	56 66	87	H	LSU	56 62	155	N	Tulsa	73 80
19	N	Miami (FL)	74 101	48	N	Auburn	52 53	91	A	Utah	62 72	169	H	Tulane	69 58
22	H	Kentucky	53 68	50	H	Clemson	76 56	95	H	South Alabama	67 72	172	N	Louisiana Tech	62 79
								98	N	Virginia	64 52	206	H	Grambling	73 55
												209	H	Stetson	59 47
												210	A	Vanderbilt	84 65
												210	N	Vanderbilt	74 57
												212	A	Florida	55 57
												212	H	Florida	74 67
												231	A	SMU	62 61
												237	H	Ole Miss	46 43
												316	H	Northwestern St.	87 73
												323	H	Southeastern La.	88 40
LAST 12 Division I GAMES:															
210	N	Vanderbilt	74 57	210	A	Vanderbilt	84 65								
48	N	Auburn	52 53	48	A	Auburn	38 77								
172	N	Louisiana Tech	62 79	22	H	Kentucky	53 68								
30	A	Missouri	47 82	212	A	Florida	55 57								
237	H	Ole Miss	46 43	8	H	Mississippi St.	49 65								
111	H	Georgia	67 76	111	A	Georgia	58 53								

Non-Div I Games:

Alabama

■ Loss,
 ■ Non-Conf, S Site,
 ■ Home
 ■ Away
 N Neutral

Average RPI Win:	302	WON-LOST	WINNING	LAST 10	STRENGTH OF	OPP. STRENGTH	TEAM	ADJ.	CONF.	ADJ CONF.
Average RPI Loss:	208	RECORD	PCT. RANK	GAMES	SCHEDULE	OF SCHEDULE	RPI	RPI	RPI	RPI
DIV. I ONLY	13- 17	212	0- 1	349	332	301	301	29	29	
DIV. I NON-CONF.	5- 6	177	0- 0	318	330	271	271	28	28	
TOTALS	RPI 1-25	RPI 26-50	W-L RECORDS	RPI 51-100	RPI 101-999	RPI 150+				
13- 17	0- 0	0- 0	OVERALL	0- 1	13- 16	13- 15				
6- 7	0- 0	0- 0	HOME	0- 0	6- 7	6- 7				
6- 10	0- 0	0- 0	AWAY	0- 1	6- 9	6- 8				
1- 0	0- 0	0- 0	NEUTRAL	0- 0	1- 0	1- 0				
5- 6	0- 0	0- 0	NON-CONFERENCE	0- 1	5- 5	5- 4				
2- 2	0- 0	0- 0	HOME	0- 0	2- 2	2- 2				
2- 4	0- 0	0- 0	AWAY	0- 1	2- 3	2- 2				
1- 0	0- 0	0- 0	NEUTRAL	0- 0	1- 0	1- 0				
8- 11	0- 0	0- 0	CONFERENCE	0- 0	8- 11	8- 11				
4- 5	0- 0	0- 0	HOME	0- 0	4- 5	4- 5				
4- 6	0- 0	0- 0	AWAY	0- 0	4- 6	4- 6				
0- 0	0- 0	0- 0	NEUTRAL	0- 0	0- 0	0- 0				

RPI 1-25				RPI 26-50				RPI 51-100				RPI 101+				Team's RPI: 301	
RPI	S	Opponent	Score	RPI	S	Opponent	Score	RPI	S	Opponent	Score	RPI	S	Opponent	Score		
								99	A	UAB	47 82	150	A	Kansas	54 65		
												160	A	Southern U.	60 68		
												160	H	Southern U.	50 54		
												188	A	Prairie View	56 69		
												188	A	Prairie View	65 77		
												188	H	Prairie View	69 72		
												206	A	Grambling	61 71		
												206	H	Grambling	51 63		
												215	H	Jacksonville St.	48 55		
												225	A	Illinois	60 88		
												226	A	Texas Southern	45 53		
												226	H	Texas Southern	45 56		
												233	N	Jacksonville	65 60		
												234	A	North Florida	63 62		
												240	A	Jackson St.	51 69		
												240	H	Jackson St.	58 55		
												261	A	Austin Peay	58 75		
												263	A	Murray St.	59 53		
												269	A	Alabama St.	65 57		
												269	H	Alabama St.	46 60		
LAST 12 Division I GAMES:												304	H	Tennessee St.	67 57		
188	A	Prairie View	56 69	350	A	Alcorn	51 50	323	H	Southeastern La.	51 48						
349	H	Ark.-Pine Bluff	60 54	160	A	Southern U.	60 68	329	A	Mississippi Val.	80 60						
206	A	Grambling	61 71	269	A	Alabama St.	65 57	329	H	Mississippi Val.	78 70						
240	A	Jackson St.	51 69	329	H	Mississippi Val.	78 70	330	H	Lipscomb	58 62						
226	H	Texas Southern	45 56	226	A	Texas Southern	45 53	349	A	Ark.-Pine Bluff	78 52						
188	H	Prairie View	69 72	188	A	Prairie View	65 77										

Non-Div I Games:

Alabama A&M

■ Loss,
 ■ Non-Conf,
 ■ S Site,
 ■ Home
 ■ A Away
 N Neutral

A
l
a
b
a
m
a
&
M

Alabama A&M
RPI S Opponent Score

Through Games Of March 15, 2019

RPI	S	Opponent	Score	
349	H	Ark.-Pine Bluff	60	54
350	A	Alcorn	51	50
350	H	Alcorn	87	69

A
l
a
b
a
m
a
&
M

Alabama A&M

Average RPI Win:	284	WON-LOST	WINNING	LAST 10	STRENGTH OF	OPP. STRENGTH	TEAM	ADJ.	CONF.	ADJ CONF.
Average RPI Loss:	171	RECORD	PCT. RANK	GAMES	SCHEDULE	OF SCHEDULE	RPI	RPI	RPI	RPI
DIV. I ONLY	10- 19	257	0- 1	235	312	269	269	29	29	
DIV. I NON-CONF.	0- 10	336	0- 0	24	125	272	272	28	28	
TOTALS	RPI 1-25	RPI 26-50	W-L RECORDS	RPI 51-100	RPI 101-999	RPI 150+				
10- 19	0- 2	0- 1	OVERALL	0- 4	10- 12	10- 12				
6- 6	0- 1	0- 0	HOME	0- 1	6- 4	6- 4				
4- 13	0- 1	0- 1	AWAY	0- 3	4- 8	4- 8				
0- 0	0- 0	0- 0	NEUTRAL	0- 0	0- 0	0- 0				
0- 10	0- 2	0- 1	NON-CONFERENCE	0- 4	0- 3	0- 3				
0- 3	0- 1	0- 0	HOME	0- 1	0- 1	0- 1				
0- 7	0- 1	0- 1	AWAY	0- 3	0- 2	0- 2				
0- 0	0- 0	0- 0	NEUTRAL	0- 0	0- 0	0- 0				
10- 9	0- 0	0- 0	CONFERENCE	0- 0	10- 9	10- 9				
6- 3	0- 0	0- 0	HOME	0- 0	6- 3	6- 3				
4- 6	0- 0	0- 0	AWAY	0- 0	4- 6	4- 6				
0- 0	0- 0	0- 0	NEUTRAL	0- 0	0- 0	0- 0				

RPI 1-25			RPI 26-50			RPI 51-100			RPI 101+			Team's RPI: 269
RPI	S	Opponent	Score	RPI	S	Opponent	Score	RPI	S	Opponent	Score	
18	H	South Carolina	38 94	48	A	Auburn	50 83	67	A	Georgia Tech	42 69	160 A Southern U. 52 62
22	A	Kentucky	35 87					90	A	Troy	46 116	160 H Southern U. 78 61
								95	A	South Alabama	65 77	188 A Prairie View 59 71
								99	H	UAB	47 62	188 H Prairie View 67 59
												200 A North Ala. 42 68
												206 A Grambling 45 63
												206 H Grambling 72 80
												217 A Xavier 58 87
												226 A Texas Southern 58 51
												226 H Texas Southern 44 51
												240 A Jackson St. 59 75
												240 A Jackson St. 58 78
												240 H Jackson St. 74 67
												290 H Samford 51 60
												301 A Alabama A&M 60 46
												301 H Alabama A&M 57 65
												329 A Mississippi Val. 62 64
												329 H Mississippi Val. 73 67
												349 A Ark.-Pine Bluff 58 56
												349 H Ark.-Pine Bluff 73 52
												350 A Alcorn 70 58
												350 H Alcorn 76 63
LAST 12 Division I GAMES:												
240	A	Jackson St.	59 75	350	A	Alcorn	70 58					
240	A	Jackson St.	58 78	301	H	Alabama A&M	57 65					
206	A	Grambling	45 63	329	H	Mississippi Val.	73 67					
188	H	Prairie View	67 59	349	H	Ark.-Pine Bluff	73 52					
226	H	Texas Southern	44 51	188	A	Prairie View	59 71					
160	A	Southern U.	52 62	226	A	Texas Southern	58 51					

Non-Div I Games: Mobile 69 63

Alabama St.

■ Loss,
 ■ Non-Conf,
 ■ S Site,
 ■ H Home
 ■ A Away
 N Neutral

Albany (NY)

Through Games Of March 15, 2019

Average RPI Win:	272	WON-LOST	WINNING	LAST 10	STRENGTH OF	OPP. STRENGTH	TEAM	ADJ.	CONF.	ADJ CONF.
Average RPI Loss:	164	RECORD	PCT. RANK	GAMES	SCHEDULE	OF SCHEDULE	RPI	RPI	RPI	RPI
DIV. I ONLY	13- 18	217	1- 0	247	261	236	236	23	23	
DIV. I NON-CONF.	3- 10	278	0- 0	238	268	286	286	24	24	
TOTALS	RPI 1-25	RPI 26-50	W-L RECORDS	RPI 51-100	RPI 101-999	RPI 150+				
13- 18	0- 0	0- 1	OVERALL	0- 4	13- 13	12- 8				
7- 7	0- 0	0- 0	HOME	0- 1	7- 6	7- 3				
6- 11	0- 0	0- 1	AWAY	0- 3	6- 7	5- 5				
0- 0	0- 0	0- 0	NEUTRAL	0- 0	0- 0	0- 0				
3- 10	0- 0	0- 1	NON-CONFERENCE	0- 1	3- 8	3- 6				
1- 4	0- 0	0- 0	HOME	0- 0	1- 4	1- 3				
2- 6	0- 0	0- 1	AWAY	0- 1	2- 4	2- 3				
0- 0	0- 0	0- 0	NEUTRAL	0- 0	0- 0	0- 0				
10- 8	0- 0	0- 0	CONFERENCE	0- 3	10- 5	9- 2				
6- 3	0- 0	0- 0	HOME	0- 1	6- 2	6- 0				
4- 5	0- 0	0- 0	AWAY	0- 2	4- 3	3- 2				
0- 0	0- 0	0- 0	NEUTRAL	0- 0	0- 0	0- 0				

RPI S	Opponent	Score	RPI S	Opponent	Score	RPI S	Opponent	Score	RPI S	Opponent	Score	Team's RPI: 236
27	A Rutgers	39 65	54	A Maine	51 66	103	A Hartford	35 82				
			54	A Maine	65 76	103	H Hartford	56 68				
			54	H Maine	61 67	114	A South Fla.	37 74				
			89	A Purdue	41 53	117	H Marist	56 74				
						139	A Stony Brook	54 49				
						139	H Stony Brook	52 68				
						173	H Holy Cross	50 56				
						195	A Cornell	34 48				
						216	A Monmouth	56 64				
						248	A St. Francis Brooklyn	67 60				
						252	A Columbia	62 58				
						254	A Binghamton	71 62				
						254	H Binghamton	61 56				
						254	H Binghamton	61 56				
						265	H Manhattan	60 54				
						279	A Vermont	39 52				
						279	H Vermont	65 40				
						286	H Canisius	42 48				
						305	A UMBC	60 69				
						305	H UMBC	64 44				
						319	A New Hampshire	78 53				
						319	H New Hampshire	59 41				
						320	A Lafayette	66 67				
						327	A UMass Lowell	56 53				
						327	H UMass Lowell	63 56				
						328	H Central Conn. St.	53 60				
LAST 12 Division I GAMES:												
254	H Binghamton	61 56	54	H Maine	61 67							
54	A Maine	51 66	327	A UMass Lowell	56 53							
103	H Hartford	56 68	279	H Vermont	65 40							
319	A New Hampshire	78 53	254	A Binghamton	71 62							
305	A UMBC	60 69	319	H New Hampshire	59 41							
139	H Stony Brook	52 68	103	A Hartford	35 82							

Non-Div I Games:

Albany (NY)

■ Loss,
 ■ Non-Conf, S Site,
 ■ Home
 ■ Away
 N Neutral

Average RPI Win: 295		WON-LOST	WINNING	LAST 10	STRENGTH OF	OPP. STRENGTH	TEAM	ADJ.	CONF.	ADJ CONF.
Average RPI Loss: 235		RECORD	PCT. RANK	GAMES	SCHEDULE	OF SCHEDULE	RPI	RPI	RPI	RPI
DIV. I ONLY		3- 24	342	0- 1	337	339	350	350	29	29
DIV. I NON-CONF.		0- 9	336	0- 1	265	328	347	347	28	28
TOTALS	RPI 1-25		RPI 26-50		W-L RECORDS		RPI 51-100		RPI 101-999	RPI 150+
3- 24	0- 0		0- 0		OVERALL		0- 2		3- 22	3- 21
2- 9	0- 0		0- 0		HOME		0- 0		2- 9	2- 9
1- 14	0- 0		0- 0		AWAY		0- 2		1- 12	1- 12
0- 1	0- 0		0- 0		NEUTRAL		0- 0		0- 1	0- 0
0- 9	0- 0		0- 0		NON-CONFERENCE		0- 2		0- 7	0- 6
0- 2	0- 0		0- 0		HOME		0- 0		0- 2	0- 2
0- 6	0- 0		0- 0		AWAY		0- 2		0- 4	0- 4
0- 1	0- 0		0- 0		NEUTRAL		0- 0		0- 1	0- 0
3- 15	0- 0		0- 0		CONFERENCE		0- 0		3- 15	3- 15
2- 7	0- 0		0- 0		HOME		0- 0		2- 7	2- 7
1- 8	0- 0		0- 0		AWAY		0- 0		1- 8	1- 8
0- 0	0- 0		0- 0		NEUTRAL		0- 0		0- 0	0- 0

[illegible]

Non-Div I Games: Lane

58 70

Fisk

67 64

Rust

59 78

Alcorn

Loss, Non-Conf, S Site, H Home A Away N Neutral

Average RPI Win: 229	WON-LOST	WINNING	LAST 10	STRENGTH OF	OPP. STRENGTH	TEAM	ADJ.	CONF.	ADJ CONF.
Average RPI Loss: 78	RECORD	PCT. RANK	GAMES	SCHEDULE	OF SCHEDULE	RPI	RPI	RPI	RPI
DIV. I ONLY	22- 9	57	2- 0	109	209	72	72	18	18
DIV. I NON-CONF.	4- 7	228	0- 0	55	92	161	161	21	21
TOTALS	RPI 1-25	RPI 26-50	W-L RECORDS	RPI 51-100	RPI 101-999	RPI 150+			
22- 9	0- 1	0- 3	OVERALL	0- 2	22- 3	19- 1			
13- 2	0- 0	0- 2	HOME	0- 0	13- 0	11- 0			
9- 5	0- 0	0- 1	AWAY	0- 1	9- 3	8- 1			
0- 2	0- 1	0- 0	NEUTRAL	0- 1	0- 0	0- 0			
4- 7	0- 1	0- 1	NON-CONFERENCE	0- 2	4- 3	4- 1			
3- 1	0- 0	0- 1	HOME	0- 0	3- 0	3- 0			
1- 4	0- 0	0- 0	AWAY	0- 1	1- 3	1- 1			
0- 2	0- 1	0- 0	NEUTRAL	0- 1	0- 0	0- 0			
18- 2	0- 0	0- 2	CONFERENCE	0- 0	18- 0	15- 0			
10- 1	0- 0	0- 1	HOME	0- 0	10- 0	8- 0			
8- 1	0- 0	0- 1	AWAY	0- 0	8- 0	7- 0			
0- 0	0- 0	0- 0	NEUTRAL	0- 0	0- 0	0- 0			

RPI 1-25				RPI 26-50				RPI 51-100 Team's RPI: 72				RPI 101+			
RPI	S	Opponent	Score	RPI	S	Opponent	Score	RPI	S	Opponent	Score	RPI	S	Opponent	Score
4	N	Stanford	49 71	29	H	Ohio	67 77	65	N	FGCU	71 90	113	A	High Point	61 66
				42	A	Bucknell	56 71	98	A	Virginia	54 57	124	A	Lehigh	61 53
				42	H	Bucknell	64 65					124	H	Lehigh	68 57
												124	H	Lehigh	50 47
												145	A	Penn St.	59 80
												155	H	Tulsa	68 52
												167	A	Denver	54 83
												173	A	Holy Cross	71 44
												173	H	Holy Cross	70 58
												175	A	Boston U.	64 51
												175	H	Boston U.	50 48
												187	A	Hawaii	69 57
												227	H	George Mason	86 71
												249	A	Colgate	71 66
												249	H	Colgate	76 57
												256	A	Navy	58 45
												256	H	Navy	69 44
												267	A	Loyola Maryland	67 56
												267	H	Loyola Maryland	82 38
												291	A	Army West Point	75 62
												291	H	Army West Point	61 51
												305	H	UMBC	64 42
												320	A	Lafayette	67 57
												320	H	Lafayette	67 47
												320	H	Lafayette	60 45
LAST 12 Division I GAMES:															
				320	H	Lafayette	67 47					175	H	Boston U.	50 48
				124	H	Lehigh	68 57					124	H	Lehigh	50 47
				256	H	Navy	69 44					267	A	Loyola Maryland	67 56
				42	H	Bucknell	64 65					291	A	Army West Point	75 62
				173	A	Holy Cross	71 44					249	A	Colgate	71 66
				320	A	Lafayette	67 57					173	H	Holy Cross	70 58

Non-Div I Games:

American

■ Loss,
 ■ Non-Conf, S Site,
 ■ Home
 ■ Away
 N Neutral

Average RPI Win:	213	WON-LOST	WINNING	LAST 10	STRENGTH OF	OPP. STRENGTH	TEAM	ADJ.	CONF.	ADJ CONF.
Average RPI Loss:	110	RECORD	PCT. RANK	GAMES	SCHEDULE	OF SCHEDULE	RPI	RPI	RPI	RPI
DIV. I ONLY	18- 14	137	1- 1	134	152	127	127	12	12	
DIV. I NON-CONF.	6- 5	143	0- 0	202	163	149	149	14	14	
TOTALS	RPI 1-25	RPI 26-50	W-L RECORDS	RPI 51-100	RPI 101-999	RPI 150+				
18- 14	0- 1	0- 1	OVERALL	2- 8	16- 4	15- 3				
11- 3	0- 0	0- 0	HOME	1- 3	10- 0	10- 0				
5- 10	0- 1	0- 1	AWAY	1- 4	4- 4	4- 3				
2- 1	0- 0	0- 0	NEUTRAL	0- 1	2- 0	1- 0				
6- 5	0- 1	0- 1	NON-CONFERENCE	0- 2	6- 1	6- 1				
5- 0	0- 0	0- 0	HOME	0- 0	5- 0	5- 0				
1- 5	0- 1	0- 1	AWAY	0- 2	1- 1	1- 1				
0- 0	0- 0	0- 0	NEUTRAL	0- 0	0- 0	0- 0				
12- 9	0- 0	0- 0	CONFERENCE	2- 6	10- 3	9- 2				
6- 3	0- 0	0- 0	HOME	1- 3	5- 0	5- 0				
4- 5	0- 0	0- 0	AWAY	1- 2	3- 3	3- 2				
2- 1	0- 0	0- 0	NEUTRAL	0- 1	2- 0	1- 0				

RPI 1-25				RPI 26-50				RPI 51-100				RPI 101+ Team's RPI: 127			
RPI	S	Opponent	Score	RPI	S	Opponent	Score	RPI	S	Opponent	Score	RPI	S	Opponent	Score
18	A	South Carolina	50 80	50	A	Clemson	48 87	67	A	Georgia Tech	53 71	144	A	Georgia St.	75 85
								69	H	Little Rock	59 74	144	N	Georgia St.	47 45
								69	N	Little Rock	64 80	151	A	Davidson	81 78
								76	A	UT Arlington	94 99	163	A	Texas St.	62 49
								76	H	UT Arlington	65 72	163	H	Texas St.	77 56
								90	A	Troy	66 95	179	A	Coastal Caro.	66 74
								90	H	Troy	72 83	179	H	Coastal Caro.	67 53
								95	A	South Alabama	59 50	179	N	Coastal Caro.	78 42
								95	H	South Alabama	71 63	189	H	Arkansas St.	75 67
								99	A	UAB	61 80	221	H	Marshall	74 52
												239	H	Elon	65 62
												241	A	ETSU	64 95
												257	H	Wofford	94 70
												268	A	Louisiana	55 73
												268	H	Louisiana	83 69
												287	A	Ga. Southern	70 52
												296	H	Col. of Charleston	80 66
												300	A	La.-Monroe	80 58
												300	H	La.-Monroe	56 51
												309	H	UNC Greensboro	68 65
LAST 12 Division I GAMES:															
				179	N	Coastal Caro.	78 42	300	H	La.-Monroe	56 51				
				69	N	Little Rock	64 80	287	A	Ga. Southern	70 52				
				144	N	Georgia St.	47 45	144	A	Georgia St.	75 85				
				95	A	South Alabama	59 50	179	A	Coastal Caro.	66 74				
				90	A	Troy	66 95	76	H	UT Arlington	65 72				
				268	H	Louisiana	83 69	163	H	Texas St.	77 56				

Non-Div I Games:

Appalachian St.

■ Loss,
 ■ Non-Conf, S Site,
 ■ Home
 ■ Away
 N Neutral

Arizona

Through Games Of March 15, 2019

Average RPI Win:	174	WON-LOST	WINNING	LAST 10	STRENGTH OF	OPP. STRENGTH	TEAM	ADJ.	CONF.	ADJ CONF.
Average RPI Loss:	40	RECORD	PCT. RANK	GAMES	SCHEDULE	OF SCHEDULE	RPI	RPI	RPI	RPI
DIV. I ONLY	18- 13	127	1- 0	57	42	80	80	2	2	
DIV. I NON-CONF.	10- 1	17	0- 0	316	254	116	116	2	2	
TOTALS	RPI 1-25	RPI 26-50	W-L RECORDS	RPI 51-100	RPI 101-999	RPI 150+				
18- 13	1- 8	1- 2	OVERALL	3- 1	13- 2	11- 1				
11- 5	1- 3	1- 1	HOME	2- 0	7- 1	6- 0				
4- 7	0- 4	0- 1	AWAY	0- 1	4- 1	3- 1				
3- 1	0- 1	0- 0	NEUTRAL	1- 0	2- 0	2- 0				
10- 1	0- 0	0- 0	NON-CONFERENCE	0- 0	10- 1	9- 0				
6- 1	0- 0	0- 0	HOME	0- 0	6- 1	5- 0				
2- 0	0- 0	0- 0	AWAY	0- 0	2- 0	2- 0				
2- 0	0- 0	0- 0	NEUTRAL	0- 0	2- 0	2- 0				
8- 12	1- 8	1- 2	CONFERENCE	3- 1	3- 1	2- 1				
5- 4	1- 3	1- 1	HOME	2- 0	1- 0	1- 0				
2- 7	0- 4	0- 1	AWAY	0- 1	2- 1	1- 1				
1- 1	0- 1	0- 0	NEUTRAL	1- 0	0- 0	0- 0				

RPI S	Opponent	Score	RPI S	Opponent	Score	RPI S	Opponent	Score	RPI S	Opponent	Score
4	A Stanford	54 56	35	H UCLA	93 98	53	H Southern California	71 68	104	H Loyola Marymount	64 66
4	H Stanford	48 78	41	A California	76 82	53	N Southern California	76 48	109	H Idaho St.	71 46
5	A Oregon	60 93	41	H California	60 55	91	A Utah	64 80	135	A Washington	69 59
5	H Oregon	54 83				91	H Utah	66 55	157	A Washington St.	88 90
5	N Oregon	63 77							178	A Colorado	69 67
23	A Arizona St.	47 60							178	H Colorado	63 51
23	H Arizona St.	51 39							186	H Montana	100 51
24	A Oregon St.	64 86							190	N Portland	92 70
24	H Oregon St.	60 65							207	A San Diego St.	69 60
									222	H Northern Ariz.	71 47
									258	H UTEP	62 40
									271	A Long Beach St.	70 43
									299	H South Carolina St.	73 32
									308	H Incarnate Word	84 42
									337	N Seattle U	84 54
LAST 12 Division I GAMES:											
53	N Southern California	76 48	178	H Colorado	63 51						
5	N Oregon	63 77	91	H Utah	66 55						
24	H Oregon St.	60 65	157	A Washington St.	88 90						
5	H Oregon	54 83	135	A Washington	69 59						
41	A California	76 82	23	A Arizona St.	47 60						
4	A Stanford	54 56	35	H UCLA	93 98						

Non-Div I Games:

Arizona

Loss, Non-Conf, S Site, H Home A Away N Neutral

Average RPI Win:	127	WON-LOST	WINNING	LAST 10	STRENGTH OF	OPP. STRENGTH	TEAM	ADJ.	CONF.	ADJ CONF.
Average RPI Loss:	21	RECORD	PCT. RANK	GAMES	SCHEDULE	OF SCHEDULE	RPI	RPI	RPI	RPI
DIV. I ONLY	20- 10	77	1- 0	13	13	23	23	2	2	
DIV. I NON-CONF.	9- 2	43	0- 0	72	10	26	26	2	2	
TOTALS	RPI 1-25	RPI 26-50	W-L RECORDS	RPI 51-100	RPI 101-999	RPI 150+				
20- 10	2- 6	2- 3	OVERALL	5- 1	11- 0	10- 0				
11- 4	1- 3	1- 1	HOME	3- 0	6- 0	5- 0				
6- 4	1- 2	0- 1	AWAY	2- 1	3- 0	3- 0				
3- 2	0- 1	1- 1	NEUTRAL	0- 0	2- 0	2- 0				
9- 2	0- 2	1- 0	NON-CONFERENCE	1- 0	7- 0	6- 0				
5- 1	0- 1	0- 0	HOME	0- 0	5- 0	4- 0				
2- 0	0- 0	0- 0	AWAY	1- 0	1- 0	1- 0				
2- 1	0- 1	1- 0	NEUTRAL	0- 0	1- 0	1- 0				
11- 8	2- 4	1- 3	CONFERENCE	4- 1	4- 0	4- 0				
6- 3	1- 2	1- 1	HOME	3- 0	1- 0	1- 0				
4- 4	1- 2	0- 1	AWAY	1- 1	2- 0	2- 0				
1- 1	0- 0	0- 1	NEUTRAL	0- 0	1- 0	1- 0				

RPI S	Opponent	Score	RPI S	Opponent	Score	RPI S	Opponent	Score	RPI S	Opponent	Score
2	H Baylor	59 65	32	N Kansas St.	65 51	53	H Southern California	68 59	119	H Fresno St.	68 52
3	N Louisville	56 58	35	H UCLA	59 61	66	A Arkansas	88 85	153	N Southern Ill.	82 38
4	A Stanford	50 71	35	N UCLA	69 73	80	A Arizona	39 51	155	H Tulsa	70 52
4	H Stanford	65 72	41	A California	60 69	80	H Arizona	60 47	157	A Washington St.	61 46
5	A Oregon	71 77	41	H California	62 61	91	A Utah	65 63	160	H Southern U.	69 47
5	H Oregon	59 66				91	H Utah	60 58	172	H Louisiana Tech	80 44
24	A Oregon St.	79 76							178	A Colorado	76 70
24	H Oregon St.	66 54							178	H Colorado	66 49
									178	N Colorado	66 49
									281	A Colorado St.	70 39
									308	H Incarnate Word	81 43
LAST 12 Division I GAMES:											
178	N Colorado	66 49	41	A California	60 69						
35	N UCLA	69 73	91	H Utah	60 58						
155	H Tulsa	70 52	178	H Colorado	66 49						
5	H Oregon	59 66	157	A Washington St.	61 46						
24	H Oregon St.	66 54	80	H Arizona	60 47						
4	A Stanford	50 71	53	H Southern California	68 59						

Non-Div I Games:

Arizona St.

Team Wins: 350				Through Games Of March 18, 2019					
Average RPI Win:	WON-LOST	WINNING	LAST 10	STRENGTH OF	OPP. STRENGTH	TEAM	ADJ.	CONF.	ADJ CONF.
Average RPI Loss: 222	RECORD	PCT. RANK	GAMES	SCHEDULE	OF SCHEDULE	RPI	RPI	RPI	RPI
DIV. I ONLY	2- 19	348	0- 1	330	342	349	349	29	29
DIV. I NON-CONF.	0- 3	336	0- 0	34	154	281	281	28	28
TOTALS	RPI 1-25	RPI 26-50	W-L RECORDS	RPI 51-100	RPI 101-999	RPI 150+			
2- 19	0- 1	0- 0	OVERALL	0- 0	2- 18	2- 17			
1- 8	0- 0	0- 0	HOME	0- 0	1- 8	1- 8			
1- 11	0- 1	0- 0	AWAY	0- 0	1- 10	1- 9			
0- 0	0- 0	0- 0	NEUTRAL	0- 0	0- 0	0- 0			
0- 3	0- 1	0- 0	NON-CONFERENCE	0- 0	0- 2	0- 1			
0- 0	0- 0	0- 0	HOME	0- 0	0- 0	0- 0			
0- 3	0- 1	0- 0	AWAY	0- 0	0- 2	0- 1			
0- 0	0- 0	0- 0	NEUTRAL	0- 0	0- 0	0- 0			
2- 16	0- 0	0- 0	CONFERENCE	0- 0	2- 16	2- 16			
1- 8	0- 0	0- 0	HOME	0- 0	1- 8	1- 8			
1- 8	0- 0	0- 0	AWAY	0- 0	1- 8	1- 8			
0- 0	0- 0	0- 0	NEUTRAL	0- 0	0- 0	0- 0			

RPI 1-25				RPI 26-50				RPI 51-100				RPI 101+				Team's RPI: 349	
RPI	S	Opponent	Score	RPI	S	Opponent	Score	RPI	S	Opponent	Score	RPI	S	Opponent	Score		
24	A	Oregon St.	33 89									106	A	Minnesota	42 84		
												160	A	Southern U.	41 73		
												160	H	Southern U.	45 56		
												188	A	Prairie View	46 79		
												188	H	Prairie View	41 80		
												206	A	Grambling	57 77		
												206	H	Grambling	57 67		
												226	A	Texas Southern	49 62		
												226	H	Texas Southern	58 59		
												240	A	Jackson St.	41 60		
												240	H	Jackson St.	41 61		
												259	A	Wichita St.	39 76		
												269	A	Alabama St.	52 73		
												269	H	Alabama St.	56 58		
												301	A	Alabama A&M	54 60		
												301	H	Alabama A&M	52 78		
												329	A	Mississippi Val.	63 82		
												329	H	Mississippi Val.	56 62		
												350	A	Alcorn	59 57		
												350	H	Alcorn	66 57		
LAST 12 Division I GAMES:																	
301	A	Alabama A&M	54 60	350	H	Alcorn	66 57										
329	A	Mississippi Val.	63 82	160	H	Southern U.	45 56										
240	H	Jackson St.	41 61	269	A	Alabama St.	52 73										
206	H	Grambling	57 67	240	A	Jackson St.	41 60										
188	A	Prairie View	46 79	206	A	Grambling	57 77										
226	A	Texas Southern	49 62	188	H	Prairie View	41 80										

[illegible]

Loss, Non-Conf, S Site, H Home A Away N Neutral

Arkansas

Through Games Of March 15, 2019

Average RPI Win:	163	WON-LOST	WINNING	LAST 10	STRENGTH OF	OPP. STRENGTH	TEAM	ADJ.	CONF.	ADJ CONF.
Average RPI Loss:	46	RECORD	PCT. RANK	GAMES	SCHEDULE	OF SCHEDULE	RPI	RPI	RPI	RPI
DIV. I ONLY	20- 14	125	1- 0	44	63	66	66	5	5	
DIV. I NON-CONF.	11- 3	56	0- 0	123	127	47	47	5	5	
TOTALS	RPI 1-25	RPI 26-50	W-L RECORDS	RPI 51-100	RPI 101-999	RPI 150+				
20- 14	2- 7	0- 3	OVERALL	3- 1	15- 3	12- 0				
9- 6	0- 3	0- 2	HOME	1- 0	8- 1	7- 0				
6- 6	0- 3	0- 1	AWAY	2- 1	4- 1	3- 0				
5- 2	2- 1	0- 0	NEUTRAL	0- 0	3- 1	2- 0				
11- 3	0- 2	0- 0	NON-CONFERENCE	2- 0	9- 1	7- 0				
6- 1	0- 1	0- 0	HOME	1- 0	5- 0	4- 0				
3- 1	0- 1	0- 0	AWAY	1- 0	2- 0	1- 0				
2- 1	0- 0	0- 0	NEUTRAL	0- 0	2- 1	2- 0				
9- 11	2- 5	0- 3	CONFERENCE	1- 1	6- 2	5- 0				
3- 5	0- 2	0- 2	HOME	0- 0	3- 1	3- 0				
3- 5	0- 2	0- 1	AWAY	1- 1	2- 1	2- 0				
3- 1	2- 1	0- 0	NEUTRAL	0- 0	1- 0	0- 0				

RPI	S	Opponent	Score	RPI	S	Opponent	Score	RPI	S	Opponent	Score	RPI	S	Opponent	Score
8	H	Mississippi St.	69 93	30	A	Missouri	53 71	61	A	Tennessee	80 79	111	A	Georgia	83 93
8	N	Mississippi St.	70 101	30	H	Missouri	67 73	76	A	UT Arlington	66 65	111	H	Georgia	72 80
11	A	Iowa St.	82 91	48	H	Auburn	72 75	87	A	LSU	34 71	111	N	Georgia	86 76
16	A	Texas A&M	53 66					94	H	Nebraska	84 80	126	N	Pittsburgh	54 61
16	N	Texas A&M	58 51									142	A	Abilene Christian	80 68
18	H	South Carolina	79 87									146	H	Tennessee Tech	65 42
18	N	South Carolina	95 89									155	A	Tulsa	61 59
22	A	Kentucky	59 61									156	H	Alabama	72 61
23	H	Arizona St.	85 88									159	H	Oral Roberts	74 61
												185	N	Wisconsin	69 68
												188	H	Prairie View	71 44
												210	H	Vanderbilt	83 62
												212	A	Florida	83 73
												237	A	Ole Miss	85 55
												237	H	Ole Miss	73 61
												240	H	Jackson St.	76 57
												304	N	Tennessee St.	79 55
												316	H	Northwestern St.	98 53
LAST 12 Division I GAMES:															
111	N	Georgia	86 76	237	H	Ole Miss	73 61								
18	N	South Carolina	95 89	111	A	Georgia	83 93								
16	N	Texas A&M	58 51	22	A	Kentucky	59 61								
8	N	Mississippi St.	70 101	48	H	Auburn	72 75								
16	A	Texas A&M	53 66	87	A	LSU	34 71								
30	H	Missouri	67 73	18	H	South Carolina	79 87								

Non-Div I Games:

Arkansas

■ Loss,
 ■ Non-Conf,
 ■ S Site,
 ■ Home
 ■ A Away
 N Neutral

Arkansas St.

Through Games Of March 15, 2019

Average RPI Win:	218	WON-LOST	WINNING	LAST 10	STRENGTH OF	OPP. STRENGTH	TEAM	ADJ.	CONF.	ADJ CONF.
Average RPI Loss:	121	RECORD	PCT. RANK	GAMES	SCHEDULE	OF SCHEDULE	RPI	RPI	RPI	RPI
DIV. I ONLY	12- 18	227	0- 1	129	128	189	189	12	12	
DIV. I NON-CONF.	5- 6	177	0- 0	159	97	175	175	14	14	
TOTALS	RPI 1-25	RPI 26-50	W-L RECORDS	RPI 51-100	RPI 101-999	RPI 150+				
12- 18	0- 1	0- 2	OVERALL	3- 5	9- 10	9- 6				
9- 5	0- 0	0- 0	HOME	2- 2	7- 3	7- 2				
3- 13	0- 1	0- 2	AWAY	1- 3	2- 7	2- 4				
0- 0	0- 0	0- 0	NEUTRAL	0- 0	0- 0	0- 0				
5- 6	0- 1	0- 2	NON-CONFERENCE	0- 0	5- 3	5- 1				
4- 1	0- 0	0- 0	HOME	0- 0	4- 1	4- 1				
1- 5	0- 1	0- 2	AWAY	0- 0	1- 2	1- 0				
0- 0	0- 0	0- 0	NEUTRAL	0- 0	0- 0	0- 0				
7- 12	0- 0	0- 0	CONFERENCE	3- 5	4- 7	4- 5				
5- 4	0- 0	0- 0	HOME	2- 2	3- 2	3- 1				
2- 8	0- 0	0- 0	AWAY	1- 3	1- 5	1- 4				
0- 0	0- 0	0- 0	NEUTRAL	0- 0	0- 0	0- 0				

RPI 1-25				RPI 26-50				RPI 51-100				RPI 101+ Team's RPI: 189			
RPI	S	Opponent	Score	RPI	S	Opponent	Score	RPI	S	Opponent	Score	RPI	S	Opponent	Score
16	A	Texas A&M	56 97	30	A	Missouri	50 70	69	A	Little Rock	55 68	112	A	UT Martin	91 97
				45	A	Belmont	55 74	69	H	Little Rock	62 58	127	A	Appalachian St.	67 75
								76	A	UT Arlington	62 67	143	A	Oklahoma St.	60 62
								76	H	UT Arlington	73 100	144	H	Georgia St.	62 64
								90	A	Troy	79 87	155	H	Tulsa	73 60
								90	H	Troy	89 100	163	A	Texas St.	54 68
								95	A	South Alabama	77 64	163	H	Texas St.	62 85
								95	H	South Alabama	69 58	172	H	Louisiana Tech	70 80
												179	A	Coastal Caro.	72 88
												179	A	Coastal Caro.	49 63
												232	H	Memphis	77 66
												258	A	UTEP	67 66
												263	H	Murray St.	74 63
												268	A	Louisiana	75 73
												268	H	Louisiana	87 75
												287	H	Ga. Southern	86 75
												300	A	La.-Monroe	53 65
												300	H	La.-Monroe	64 54
												329	H	Mississippi Val.	60 57
LAST 12 Division I GAMES:															
179	A	Coastal Caro.	49 63	76	A	UT Arlington	62 67								
268	A	Louisiana	75 73	163	A	Texas St.	54 68								
300	A	La.-Monroe	53 65	90	H	Troy	89 100								
287	H	Ga. Southern	86 75	95	H	South Alabama	69 58								
144	H	Georgia St.	62 64	69	A	Little Rock	55 68								
69	H	Little Rock	62 58	179	A	Coastal Caro.	72 88								

Non-Div I Games:

Arkansas St.

■ Loss,
■ Non-Conf,
■ S Site,
■ H Home
■ A Away
N Neutral

Army West Point

Through Games Of March 15, 2019

Average RPI Win:	285	WON-LOST	WINNING	LAST 10	STRENGTH OF	OPP. STRENGTH	TEAM	ADJ.	CONF.	ADJ CONF.
Average RPI Loss:	168	RECORD	PCT. RANK	GAMES	SCHEDULE	OF SCHEDULE	RPI	RPI	RPI	RPI
DIV. I ONLY	10- 19	257	0- 1	293	259	291	291	18	18	
DIV. I NON-CONF.	4- 6	212	0- 0	328	327	299	299	21	21	
TOTALS	RPI 1-25	RPI 26-50	W-L RECORDS	RPI 51-100	RPI 101-999	RPI 150+				
10- 19	0- 0	0- 2	OVERALL	0- 3	10- 14	10- 10				
6- 9	0- 0	0- 1	HOME	0- 1	6- 7	6- 4				
4- 10	0- 0	0- 1	AWAY	0- 2	4- 7	4- 6				
0- 0	0- 0	0- 0	NEUTRAL	0- 0	0- 0	0- 0				
4- 6	0- 0	0- 0	NON-CONFERENCE	0- 1	4- 5	4- 3				
2- 3	0- 0	0- 0	HOME	0- 0	2- 3	2- 1				
2- 3	0- 0	0- 0	AWAY	0- 1	2- 2	2- 2				
0- 0	0- 0	0- 0	NEUTRAL	0- 0	0- 0	0- 0				
6- 13	0- 0	0- 2	CONFERENCE	0- 2	6- 9	6- 7				
4- 6	0- 0	0- 1	HOME	0- 1	4- 4	4- 3				
2- 7	0- 0	0- 1	AWAY	0- 1	2- 5	2- 4				
0- 0	0- 0	0- 0	NEUTRAL	0- 0	0- 0	0- 0				

RPI S	Opponent	Score	RPI S	Opponent	Score	RPI S	Opponent	Score	RPI S	Opponent	Score	Team's RPI: 291
42	A Bucknell	66 84	42	H Bucknell	52 66	60	A TCU	38 63	116	H St. John's (NY)	49 60	
						72	A American	51 61	124	A Lehigh	46 55	
						72	H American	62 75	124	H Lehigh	50 73	
									137	H Yale	51 62	
									173	A Holy Cross	39 58	
									173	H Holy Cross	60 53	
									175	A Boston U.	51 63	
									175	H Boston U.	42 67	
									248	H St. Francis Brooklyn	69 57	
									249	A Colgate	80 85	
									249	H Colgate	58 70	
									252	A Columbia	49 70	
									254	A Binghamton	47 60	
									256	A Navy	60 48	
									256	H Navy	55 52	
									267	A Loyola Maryland	51 70	
									267	H Loyola Maryland	69 57	
									297	H Air Force	60 71	
									318	A Wagner	61 46	
									320	A Lafayette	64 40	
									320	H Lafayette	65 50	
									320	H Lafayette	61 63	
									344	H Fairleigh Dickinson	62 40	
									351	A LIU Brooklyn	57 42	
LAST 12 Division I GAMES:												
320	H Lafayette	61 63	256	A Navy	60 48							
42	A Bucknell	66 84	320	A Lafayette	64 40							
175	H Boston U.	42 67	72	H American	62 75							
249	A Colgate	80 85	267	A Loyola Maryland	51 70							
124	A Lehigh	46 55	249	H Colgate	58 70							
173	H Holy Cross	60 53	124	H Lehigh	50 73							

Non-Div I Games: Connecticut Col. 74 48

Army West Point

Loss, Non-Conf, S Site, H Home A Away N Neutral

Average RPI Win:	168	WON-LOST	WINNING	LAST 10	STRENGTH OF	OPP. STRENGTH	TEAM	ADJ.	CONF.	ADJ CONF.
Average RPI Loss:	27	RECORD	PCT. RANK	GAMES	SCHEDULE	OF SCHEDULE	RPI	RPI	RPI	RPI
DIV. I ONLY	21- 9	62	1- 0	80	50	48	48	5	5	
DIV. I NON-CONF.	11- 1	13	0- 0	209	103	34	34	5	5	
TOTALS	RPI 1-25	RPI 26-50	W-L RECORDS	RPI 51-100	RPI 101-999	RPI 150+				
21- 9	0- 6	2- 1	OVERALL	3- 2	16- 0	15- 0				
9- 5	0- 4	1- 0	HOME	0- 1	8- 0	7- 0				
9- 3	0- 1	0- 1	AWAY	3- 1	6- 0	6- 0				
3- 1	0- 1	1- 0	NEUTRAL	0- 0	2- 0	2- 0				
11- 1	0- 1	1- 0	NON-CONFERENCE	1- 0	9- 0	9- 0				
6- 0	0- 0	0- 0	HOME	0- 0	6- 0	6- 0				
3- 1	0- 1	0- 0	AWAY	1- 0	2- 0	2- 0				
2- 0	0- 0	1- 0	NEUTRAL	0- 0	1- 0	1- 0				
10- 8	0- 5	1- 1	CONFERENCE	2- 2	7- 0	6- 0				
3- 5	0- 4	1- 0	HOME	0- 1	2- 0	1- 0				
6- 2	0- 0	0- 1	AWAY	2- 1	4- 0	4- 0				
1- 1	0- 1	0- 0	NEUTRAL	0- 0	1- 0	1- 0				

RPI 1-25				RPI 26-50				Team's RPI: 48		RPI 51-100				RPI 101+			
RPI	S	Opponent	Score	RPI	S	Opponent	Score			RPI	S	Opponent	Score	RPI	S	Opponent	Score
8	H	Mississippi St.	59 85	30	A	Missouri	65 74			56	A	New Mexico	79 76	111	H	Georgia	59 58
11	A	Iowa St.	64 67	30	H	Missouri	58 54			61	A	Tennessee	62 73	154	H	Oklahoma	95 79
16	H	Texas A&M	67 69	37	N	North Carolina	86 81			61	H	Tennessee	69 78	156	A	Alabama	66 56
16	N	Texas A&M	62 64							66	A	Arkansas	75 72	156	H	Alabama	77 38
18	H	South Carolina	66 73							87	A	LSU	56 46	156	N	Alabama	53 52
22	H	Kentucky	68 78											165	H	Nicholls St.	80 59
														179	N	Coastal Caro.	84 78
														206	H	Grambling	97 48
														210	A	Vanderbilt	72 70
														212	A	Florida	64 56
														235	A	Saint Joseph's	81 70
														237	A	Ole Miss	64 51
														239	A	Elon	96 44
														268	H	Louisiana	71 59
														269	H	Alabama St.	83 50
														290	H	Samford	73 46
LAST 12 Division I GAMES:																	
156	N	Alabama	53 52	30	H	Missouri	58 54										
16	N	Texas A&M	62 64	156	H	Alabama	77 38										
56	A	New Mexico	79 76	61	A	Tennessee	62 73										
11	A	Iowa St.	64 67	66	A	Arkansas	75 72										
87	A	LSU	56 46	22	H	Kentucky	68 78										
18	H	South Carolina	66 73	111	H	Georgia	59 58										

Non-Div I Games: Xavier (LA) 77 58

Auburn

■ Loss,
 ■ Non-Conf, S Site,
 ■ Home
 ■ Away
 N Neutral

Average RPI Win:	253	WON-LOST	WINNING	LAST 10	STRENGTH OF	OPP. STRENGTH	TEAM	ADJ.	CONF.	ADJ CONF.
Average RPI Loss:	199	RECORD	PCT. RANK	GAMES	SCHEDULE	OF SCHEDULE	RPI	RPI	RPI	RPI
DIV. I ONLY	13- 15	198	0- 1	327	271	261	261	22	22	
DIV. I NON-CONF.	3- 6	241	0- 0	344	284	341	341	23	23	
TOTALS	RPI 1-25	RPI 26-50	W-L RECORDS	RPI 51-100	RPI 101-999	RPI 150+				
13- 15	0- 0	0- 1	OVERALL	0- 1	13- 13	10- 9				
9- 4	0- 0	0- 1	HOME	0- 0	9- 3	8- 2				
4- 10	0- 0	0- 0	AWAY	0- 1	4- 9	2- 7				
0- 1	0- 0	0- 0	NEUTRAL	0- 0	0- 1	0- 0				
3- 6	0- 0	0- 0	NON-CONFERENCE	0- 1	3- 5	3- 4				
3- 1	0- 0	0- 0	HOME	0- 0	3- 1	3- 1				
0- 5	0- 0	0- 0	AWAY	0- 1	0- 4	0- 3				
0- 0	0- 0	0- 0	NEUTRAL	0- 0	0- 0	0- 0				
10- 9	0- 0	0- 1	CONFERENCE	0- 0	10- 8	7- 5				
6- 3	0- 0	0- 1	HOME	0- 0	6- 2	5- 1				
4- 5	0- 0	0- 0	AWAY	0- 0	4- 5	2- 4				
0- 1	0- 0	0- 0	NEUTRAL	0- 0	0- 1	0- 0				

RPI S	Opponent	Score	RPI S	Opponent	Score	RPI S	Opponent	Score	RPI S	Opponent	Score	Team's RPI: 261
			45	H Belmont	62 80	77	A Cincinnati	48 69	112	A UT Martin	65 74	
									112	H UT Martin	58 59	
									129	A Morehead St.	84 75	
									129	H Morehead St.	81 80	
									131	A Illinois St.	49 61	
									146	A Tennessee Tech	72 65	
									146	N Tennessee Tech	57 68	
									210	A Vanderbilt	70 99	
									215	A Jacksonville St.	56 67	
									238	A SIUE	68 69	
									238	H SIUE	77 65	
									242	A Western Ill.	72 77	
									244	H Northern Ky.	52 48	
									245	A Southeast Mo. St.	54 64	
									245	H Southeast Mo. St.	56 54	
									263	A Murray St.	72 77	
									263	H Murray St.	59 56	
									295	A Eastern Ill.	73 60	
									295	H Eastern Ill.	57 67	
									301	H Alabama A&M	75 58	
									304	H Tennessee St.	74 47	
									329	H Mississippi Val.	89 95	
									330	H Lipscomb	70 58	
									331	A Evansville	52 56	
									333	A Eastern Ky.	80 60	
									333	H Eastern Ky.	100 65	
LAST 12 Division I GAMES:												
			146	N Tennessee Tech	57 68	129	A Morehead St.	84 75				
			263	A Murray St.	72 77	295	H Eastern Ill.	57 67				
			333	A Eastern Ky.	80 60	238	H SIUE	77 65				
			112	H UT Martin	58 59	215	A Jacksonville St.	56 67				
			245	H Southeast Mo. St.	56 54	146	A Tennessee Tech	72 65				
			263	H Murray St.	59 56	45	H Belmont	62 80				

Non-Div I Games: Christian Bros. 100 62 Trevecca Nazarene 90 78

Austin Peay

■ Loss,
 ■ Non-Conf, S Site,
 ■ Home
 ■ Away
 N Neutral

BYU				STRENGTH OF SCHEDULE	OPP. STRENGTH OF SCHEDULE	TEAM RPI	ADJ. RPI	CONF. RPI	ADJ CONF. RPI
Average RPI Win:	154	WON-LOST RECORD	WINNING PCT. RANK						
Average RPI Loss:	110		LAST 10 GAMES						
DIV. I ONLY	25- 6	27	2- 0	71	102	25	25	7	7
DIV. I NON-CONF.	8- 3	72	0- 0	155	202	78	78	7	7

TOTALS	RPI 1-25	RPI 26-50	W-L RECORDS	RPI 51-100	RPI 101-999	RPI 150+			
25- 6	3- 0	1- 2	OVERALL	3- 2	18- 2	14- 1			
12- 2	1- 0	0- 2	HOME	1- 0	10- 0	7- 0			
9- 4	1- 0	1- 0	AWAY	0- 2	7- 2	6- 1			
4- 0	1- 0	0- 0	NEUTRAL	2- 0	1- 0	1- 0			
8- 3	0- 0	0- 1	NON-CONFERENCE	1- 1	7- 1	6- 1			
4- 1	0- 0	0- 1	HOME	0- 0	4- 0	3- 0			
2- 2	0- 0	0- 0	AWAY	0- 1	2- 1	2- 1			
2- 0	0- 0	0- 0	NEUTRAL	1- 0	1- 0	1- 0			
17- 3	3- 0	1- 1	CONFERENCE	2- 1	11- 1	8- 0			
8- 1	1- 0	0- 1	HOME	1- 0	6- 0	4- 0			
7- 2	1- 0	1- 0	AWAY	0- 1	5- 1	4- 0			
2- 0	1- 0	0- 0	NEUTRAL	1- 0	0- 0	0- 0			

RPI 1-25				Team's RPI: 25		RPI 26-50				RPI 51-100				RPI 101+					
RPI	S	Opponent	Score		RPI	S	Opponent	Score		RPI	S	Opponent	Score		RPI	S	Opponent	Score	
13	A	Gonzaga	66	64	41	H	California	52	70	60	N	TCU	61	58	101	A	Pacific	77	74
13	H	Gonzaga	70	68	49	A	Saint Mary's (CA)	74	73	91	A	Utah	67	78	101	H	Pacific	75	49
13	N	Gonzaga	82	68	49	H	Saint Mary's (CA)	75	78	100	A	Pepperdine	65	79	104	A	Loyola Marymount	58	61
										100	H	Pepperdine	83	58	104	H	Loyola Marymount	55	44
										100	N	Pepperdine	68	63	128	H	Northern Colo.	70	50
															158	H	UC Riverside	72	70
															164	A	Santa Clara	54	44
															164	H	Santa Clara	69	64
															180	A	Utah St.	62	57
															182	H	Eastern Wash.	80	65
															190	A	Portland	70	69
															190	H	Portland	79	71
															213	N	California Baptist	76	69
															253	A	San Francisco	67	59
															253	H	San Francisco	82	59
															273	A	Southern Utah	64	67
															275	A	San Diego	65	56
															275	H	San Diego	80	68
															281	H	Colorado St.	51	42
															293	A	Utah Valley	77	51
LAST 12 Division I GAMES:																			
100	N	Pepperdine	68	63	190	A	Portland	70	69										
13	N	Gonzaga	82	68	101	H	Pacific	75	49										
164	H	Santa Clara	69	64	49	H	Saint Mary's (CA)	75	78										
253	H	San Francisco	82	59	100	A	Pepperdine	65	79										
275	H	San Diego	80	68	104	A	Loyola Marymount	58	61										
13	A	Gonzaga	66	64	275	A	San Diego	65	56										

Non-Div I Games:

BYU

■ Loss,
 ■ Non-Conf,
 ■ S Site,
 ■ H Home
 ■ A Away
 N Neutral

Average RPI Win: 170	WON-LOST	WINNING	LAST 10	STRENGTH OF	OPP. STRENGTH	TEAM	ADJ.	CONF.	ADJ CONF.
Average RPI Loss: 102	RECORD	PCT. RANK	GAMES	SCHEDULE	OF SCHEDULE	RPI	RPI	RPI	RPI
DIV. I ONLY	7- 23	305	0- 1	55	84	220	220	8	8
DIV. I NON-CONF.	4- 7	228	0- 0	114	43	201	201	8	8
TOTALS	RPI 1-25	RPI 26-50	W-L RECORDS	RPI 51-100	RPI 101-999	RPI 150+			
7- 23	0- 0	0- 8	OVERALL	3- 8	4- 7	3- 6			
5- 9	0- 0	0- 3	HOME	2- 2	3- 4	3- 3			
2- 11	0- 0	0- 4	AWAY	1- 4	1- 3	0- 3			
0- 3	0- 0	0- 1	NEUTRAL	0- 2	0- 0	0- 0			
4- 7	0- 0	0- 1	NON-CONFERENCE	2- 5	2- 1	2- 1			
3- 2	0- 0	0- 0	HOME	1- 1	2- 1	2- 1			
1- 2	0- 0	0- 0	AWAY	1- 2	0- 0	0- 0			
0- 3	0- 0	0- 1	NEUTRAL	0- 2	0- 0	0- 0			
3- 16	0- 0	0- 7	CONFERENCE	1- 3	2- 6	1- 5			
2- 7	0- 0	0- 3	HOME	1- 1	1- 3	1- 2			
1- 9	0- 0	0- 4	AWAY	0- 2	1- 3	0- 3			
0- 0	0- 0	0- 0	NEUTRAL	0- 0	0- 0	0- 0			

RPI S	Opponent	Score	RPI S	Opponent	Score	RPI S	Opponent	Score	RPI S	Opponent	Score	Team's RPI: 220
29	A Ohio	62 94	29	H Ohio	75 90	70	A Missouri St.	54 74	125	A Northern Ill.	67 64	
31	A Central Mich.	63 81	31	H Central Mich.	64 81	77	H Cincinnati	75 63	125	H Northern Ill.	83 93	
33	A Buffalo	65 77	33	H Buffalo	58 97	78	N Duke	62 79	162	A Akron	61 91	
39	N Quinnipiac	66 69	44	A Miami (OH)	57 60	81	N Fordham	70 78	197	A Eastern Mich.	53 56	
						84	H Kent St.	48 44	197	H Eastern Mich.	57 67	
						85	A Toledo	58 65	210	H Vanderbilt	43 60	
						85	A Toledo	63 67	218	H Bowling Green	77 70	
						85	H Toledo	62 63	270	A Western Mich.	54 72	
						89	H Purdue	38 80	270	H Western Mich.	62 65	
						96	A Western Ky.	86 83	284	H Cleveland St.	67 62	
									304	H Tennessee St.	90 51	
LAST 12 Division I GAMES:												
85	A Toledo	63 67	270	A Western Mich.	54 72							
31	A Central Mich.	63 81	31	H Central Mich.	64 81							
39	N Quinnipiac	66 69	85	H Toledo	62 63							
78	N Duke	62 79	197	A Eastern Mich.	53 56							
197	H Eastern Mich.	57 67	162	A Akron	61 91							
125	A Northern Ill.	67 64	125	H Northern Ill.	83 93							

Non-Div I Games: Urbana 99 62

Ball St.

Loss, Non-Conf, S Site, H Home A Away N Neutral

Average RPI Win: 90		WON-LOST	WINNING	LAST 10	STRENGTH OF		OPP. STRENGTH	TEAM	ADJ.	CONF.	ADJ CONF.
Average RPI Loss: 4		RECORD	PCT. RANK	GAMES	SCHEDULE		OF SCHEDULE	RPI	RPI	RPI	RPI
DIV. I ONLY		31- 1	1	1- 0	2		16	2	2	3	3
DIV. I NON-CONF.		10- 1	17	0- 0	4		30	2	2	3	3
<hr/>											
TOTALS	RPI 1-25	RPI 26-50		W-L RECORDS		RPI 51-100		RPI 101-999		RPI 150+	
31- 1	6- 1	6- 0		OVERALL		5- 0		14- 0		6- 0	
15- 0	2- 0	2- 0		HOME		2- 0		9- 0		5- 0	
11- 1	3- 1	2- 0		AWAY		2- 0		4- 0		1- 0	
5- 0	1- 0	2- 0		NEUTRAL		1- 0		1- 0		0- 0	
10- 1	3- 1	1- 0		NON-CONFERENCE		1- 0		5- 0		4- 0	
6- 0	1- 0	0- 0		HOME		0- 0		5- 0		4- 0	
2- 1	2- 1	0- 0		AWAY		0- 0		0- 0		0- 0	
2- 0	0- 0	1- 0		NEUTRAL		1- 0		0- 0		0- 0	
21- 0	3- 0	5- 0		CONFERENCE		4- 0		9- 0		2- 0	
9- 0	1- 0	2- 0		HOME		2- 0		4- 0		1- 0	
9- 0	1- 0	2- 0		AWAY		2- 0		4- 0		1- 0	
3- 0	1- 0	1- 0		NEUTRAL		0- 0		1- 0		0- 0	

RPI 1-25				Team's RPI: 2		RPI 26-50				RPI 51-100				RPI 101+			
RPI	S	Opponent	Score	RPI	S	Opponent	Score	RPI	S	Opponent	Score	RPI	S	Opponent	Score		
4	A	Stanford	63 68	26	N	South Dakota St.	72 66	60	A	TCU	79 55	129	H	Morehead St.	96 58		
6	H	UConn	68 57	28	A	Texas	74 68	60	H	TCU	89 71	140	A	Texas Tech	73 56		
11	A	Iowa St.	73 60	28	H	Texas	64 35	71	N	Georgetown	67 46	140	H	Texas Tech	96 37		
11	H	Iowa St.	84 69	32	A	Kansas St.	71 48	79	A	West Virginia	63 57	140	N	Texas Tech	100 61		
11	N	Iowa St.	67 49	32	H	Kansas St.	65 50	79	H	West Virginia	79 47	143	A	Oklahoma St.	66 58		
18	A	South Carolina	94 69	32	N	Kansas St.	88 60					143	H	Oklahoma St.	76 44		
23	A	Arizona St.	65 59									150	A	Kansas	94 68		

Non-Div I Games:

Baylor

Belmont

Through Games Of March 15, 2019

Average RPI Win:	211	WON-LOST	WINNING	LAST 10	STRENGTH OF	OPP. STRENGTH	TEAM	ADJ.	CONF.	ADJ CONF.
Average RPI Loss:	77	RECORD	PCT. RANK	GAMES	SCHEDULE	OF SCHEDULE	RPI	RPI	RPI	RPI
DIV. I ONLY	26- 6	20	1- 0	142	197	45	45	22	22	
DIV. I NON-CONF.	7- 4	108	0- 0	90	27	48	48	23	23	
TOTALS	RPI 1-25	RPI 26-50	W-L RECORDS	RPI 51-100	RPI 101-999	RPI 150+				
26- 6	0- 1	0- 1	OVERALL	2- 2	24- 2	18- 0				
11- 2	0- 0	0- 0	HOME	0- 1	11- 1	9- 0				
12- 4	0- 1	0- 1	AWAY	2- 1	10- 1	8- 0				
3- 0	0- 0	0- 0	NEUTRAL	0- 0	3- 0	1- 0				
7- 4	0- 1	0- 1	NON-CONFERENCE	2- 2	5- 0	5- 0				
3- 1	0- 0	0- 0	HOME	0- 1	3- 0	3- 0				
4- 3	0- 1	0- 1	AWAY	2- 1	2- 0	2- 0				
0- 0	0- 0	0- 0	NEUTRAL	0- 0	0- 0	0- 0				
19- 2	0- 0	0- 0	CONFERENCE	0- 0	19- 2	13- 0				
8- 1	0- 0	0- 0	HOME	0- 0	8- 1	6- 0				
8- 1	0- 0	0- 0	AWAY	0- 0	8- 1	6- 0				
3- 0	0- 0	0- 0	NEUTRAL	0- 0	3- 0	1- 0				

RPI 1-25				RPI 26-50				Team's RPI: 45				RPI 51-100				RPI 101+			
RPI	S	Opponent	Score	RPI	S	Opponent	Score	RPI	S	Opponent	Score	RPI	S	Opponent	Score	RPI	S	Opponent	Score
9	A	NC State	62 77	50	A	Clemson	62 65	58	A	Wright St.	79 63	112	A	UT Martin	68 71				
								61	A	Tennessee	76 84	112	H	UT Martin	100 86				
								63	A	Middle Tenn.	45 38	112	N	UT Martin	59 53				
								85	H	Toledo	69 78	129	A	Morehead St.	77 57				
												129	H	Morehead St.	77 50				
												146	A	Tennessee Tech	99 67				
												146	H	Tennessee Tech	72 77				
												146	N	Tennessee Tech	62 48				
												155	H	Tulsa	78 53				
												168	A	Chattanooga	67 51				
												189	H	Arkansas St.	74 55				
												215	A	Jacksonville St.	64 41				
												215	H	Jacksonville St.	66 52				
												238	H	SIUE	87 54				
												244	A	Northern Ky.	71 53				
												245	A	Southeast Mo. St.	92 86				
												245	H	Southeast Mo. St.	91 57				
												245	N	Southeast Mo. St.	74 65				
												261	A	Austin Peay	80 62				
												263	A	Murray St.	65 58				
												295	H	Eastern Ill.	98 57				
												304	A	Tennessee St.	89 65				
												304	H	Tennessee St.	80 46				
												330	H	Lipscomb	83 43				
												333	A	Eastern Ky.	87 52				
												333	H	Eastern Ky.	69 43				
LAST 12 Division I GAMES:																			
				146	N	Tennessee Tech	62 48					295	H	Eastern Ill.	98 57				
				245	N	Southeast Mo. St.	74 65					146	A	Tennessee Tech	99 67				
				112	N	UT Martin	59 53					304	A	Tennessee St.	89 65				
				245	A	Southeast Mo. St.	92 86					129	A	Morehead St.	77 57				
				112	A	UT Martin	68 71					333	A	Eastern Ky.	87 52				
				238	H	SIUE	87 54					112	H	UT Martin	100 86				

Non-Div I Games:

Belmont

Loss, Non-Conf, S Site, H Home A Away N Neutral

Through Games of March 15, 1915				Through Games of March 15, 1915						
Average RPI Win: 291		WON-LOST	WINNING	LAST 10	STRENGTH OF	OPP. STRENGTH	TEAM	ADJ.	CONF.	ADJ CONF.
Average RPI Loss: 205		RECORD	PCT. RANK	GAMES	SCHEDULE	OF SCHEDULE	RPI	RPI	RPI	RPI
DIV. I ONLY		18- 10	99	2- 0	347	333	208	208	32	32
DIV. I NON-CONF.		5- 5	162	0- 0	313	182	211	211	32	32
TOTALS		RPI 1-25	RPI 26-50	W-L RECORDS	RPI 51-100	RPI 101-999	RPI 150+			
18- 10	0- 0		0- 0	OVERALL	0- 0	18- 10	18- 7			
8- 3	0- 0		0- 0	HOME	0- 0	8- 3	8- 3			
7- 7	0- 0		0- 0	AWAY	0- 0	7- 7	7- 4			
3- 0	0- 0		0- 0	NEUTRAL	0- 0	3- 0	3- 0			
5- 5	0- 0		0- 0	NON-CONFERENCE	0- 0	5- 5	5- 2			
3- 0	0- 0		0- 0	HOME	0- 0	3- 0	3- 0			
1- 5	0- 0		0- 0	AWAY	0- 0	1- 5	1- 2			
1- 0	0- 0		0- 0	NEUTRAL	0- 0	1- 0	1- 0			
13- 5	0- 0		0- 0	CONFERENCE	0- 0	13- 5	13- 5			
5- 3	0- 0		0- 0	HOME	0- 0	5- 3	5- 3			
6- 2	0- 0		0- 0	AWAY	0- 0	6- 2	6- 2			
2- 0	0- 0		0- 0	NEUTRAL	0- 0	2- 0	2- 0			

[illegible]

Non-Div I Games:	Flagler	74	59	Edward Waters	73	46
------------------	---------	----	----	---------------	----	----

Bethune-Cookman

Loss, Non-Conf, S Site, H Home A Away N Neutral

B
e
t
h
u
n
e
-
C
o
o
k
m
a
n

RPI S Bethune-Cookman
Opponent Score

Through Games Of March 15, 2019

RPI	S	Opponent	Score	
346	A	Florida A&M	52	50
346	H	Florida A&M	70	60

B
e
t
h
u
n
e
-
C
o
o
k
m
a
n

Bethune-Cookman
m
a
n

Binghamton

Through Games Of March 15, 2019

Average RPI Win:	280	WON-LOST	WINNING	LAST 10	STRENGTH OF	OPP. STRENGTH	TEAM	ADJ.	CONF.	ADJ CONF.
Average RPI Loss:	163	RECORD	PCT. RANK	GAMES	SCHEDULE	OF SCHEDULE	RPI	RPI	RPI	RPI
DIV. I ONLY	10- 18	250	0- 1	211	260	254	254	23	23	
DIV. I NON-CONF.	3- 8	267	0- 0	105	232	246	246	24	24	
TOTALS	RPI 1-25	RPI 26-50	W-L RECORDS	RPI 51-100	RPI 101-999	RPI 150+				
10- 18	0- 2	0- 1	OVERALL	0- 2	10- 13	9- 9				
6- 7	0- 0	0- 0	HOME	0- 1	6- 6	5- 4				
4- 11	0- 2	0- 1	AWAY	0- 1	4- 7	4- 5				
0- 0	0- 0	0- 0	NEUTRAL	0- 0	0- 0	0- 0				
3- 8	0- 2	0- 1	NON-CONFERENCE	0- 0	3- 5	3- 4				
3- 2	0- 0	0- 0	HOME	0- 0	3- 2	3- 1				
0- 6	0- 2	0- 1	AWAY	0- 0	0- 3	0- 3				
0- 0	0- 0	0- 0	NEUTRAL	0- 0	0- 0	0- 0				
7- 10	0- 0	0- 0	CONFERENCE	0- 2	7- 8	6- 5				
3- 5	0- 0	0- 0	HOME	0- 1	3- 4	2- 3				
4- 5	0- 0	0- 0	AWAY	0- 1	4- 4	4- 2				
0- 0	0- 0	0- 0	NEUTRAL	0- 0	0- 0	0- 0				

RPI 1-25				RPI 26-50				RPI 51-100				RPI 101+ Team's RPI: 254			
RPI	S	Opponent	Score	RPI	S	Opponent	Score	RPI	S	Opponent	Score	RPI	S	Opponent	Score
1	A	Notre Dame	53 103	29	A	Ohio	49 86	54	A	Maine	66 95	103	A	Hartford	50 63
12	A	Marquette	40 93					54	H	Maine	60 67	103	H	Hartford	73 62
												124	H	Lehigh	55 65
												139	A	Stony Brook	53 68
												139	H	Stony Brook	56 65
												171	H	Rider	57 62
												195	H	Cornell	72 61
												211	A	Dartmouth	39 63
												236	A	Albany (NY)	56 61
												236	A	Albany (NY)	56 61
												236	H	Albany (NY)	62 71
												274	A	Niagara	72 79
												279	A	Vermont	59 50
												279	H	Vermont	57 58
												291	H	Army West Point	60 47
												305	A	UMBC	58 46
												305	H	UMBC	67 45
												319	A	New Hampshire	71 62
												319	H	New Hampshire	53 54
												320	A	Lafayette	50 59
												327	A	UMass Lowell	70 50
												327	H	UMass Lowell	58 53
												344	H	Fairleigh Dickinson	73 54
LAST 12 Division I GAMES:															
236	A	Albany (NY)	56 61	319	H	New Hampshire	53 54								
54	H	Maine	60 67	139	A	Stony Brook	53 68								
103	A	Hartford	50 63	236	H	Albany (NY)	62 71								
279	A	Vermont	59 50	103	H	Hartford	73 62								
327	H	UMass Lowell	58 53	54	A	Maine	66 95								
305	A	UMBC	58 46	327	A	UMass Lowell	70 50								

Non-Div I Games: Charleston (WV) 69 62 Caldwell 73 54

Binghamton

Loss, Non-Conf, S Site, H Home A Away N Neutral

Average RPI Win:	190	WON-LOST	WINNING	LAST 10	STRENGTH OF	OPP. STRENGTH	TEAM	ADJ.	CONF.	ADJ CONF.
Average RPI Loss:	101	RECORD	PCT. RANK	GAMES	SCHEDULE	OF SCHEDULE	RPI	RPI	RPI	RPI
DIV. I ONLY	26- 4	12	2- 0	199	98	38	38	15	15	
DIV. I NON-CONF.	7- 2	58	0- 0	157	11	57	57	12	12	
TOTALS	RPI 1-25	RPI 26-50	W-L RECORDS	RPI 51-100	RPI 101-999	RPI 150+				
26- 4	0- 1	0- 0	OVERALL	5- 1	21- 2	16- 2				
12- 1	0- 1	0- 0	HOME	2- 0	10- 0	8- 0				
8- 3	0- 0	0- 0	AWAY	0- 1	8- 2	6- 2				
6- 0	0- 0	0- 0	NEUTRAL	3- 0	3- 0	2- 0				
7- 2	0- 1	0- 0	NON-CONFERENCE	2- 0	5- 1	3- 1				
3- 1	0- 1	0- 0	HOME	0- 0	3- 0	2- 0				
1- 1	0- 0	0- 0	AWAY	0- 0	1- 1	0- 1				
3- 0	0- 0	0- 0	NEUTRAL	2- 0	1- 0	1- 0				
19- 2	0- 0	0- 0	CONFERENCE	3- 1	16- 1	13- 1				
9- 0	0- 0	0- 0	HOME	2- 0	7- 0	6- 0				
7- 2	0- 0	0- 0	AWAY	0- 1	7- 1	6- 1				
3- 0	0- 0	0- 0	NEUTRAL	1- 0	2- 0	1- 0				

RPI 1-25				RPI 26-50				Team's RPI: 38				RPI 51-100				RPI 101+			
RPI	S	Opponent	Score	RPI	S	Opponent	Score	RPI	S	Opponent	Score	RPI	S	Opponent	Score	RPI	S	Opponent	Score
3	H	Louisville	55 74									56	H	New Mexico	70 66	119	A	Fresno St.	72 60
												62	A	Wyoming	52 64	119	H	Fresno St.	83 76
												62	H	Wyoming	72 64	119	N	Fresno St.	89 77
												62	N	Wyoming	68 51	135	A	Washington	73 69
												83	N	UNI	61 60	149	H	CSUN	74 63
												86	N	Idaho	91 85	157	A	Washington St.	71 95
																180	A	Utah St.	68 81
																182	H	Eastern Wash.	67 55
																194	N	Saint Francis (PA)	78 64
																203	A	UNLV	64 57
																203	H	UNLV	53 38
																207	A	San Diego St.	69 66
																207	H	San Diego St.	91 67
																245	A	Nevada	75 74
																245	H	Nevada	80 65
																245	N	Nevada	72 67
																273	H	Southern Utah	88 53
																281	A	Colorado St.	72 63
																281	H	Colorado St.	70 57
																297	A	Air Force	80 60
																297	H	Air Force	79 48
																298	A	San Jose St.	83 69
																298	H	San Jose St.	99 68
LAST 12 Division I GAMES:																			

Non-Div I Games: Southern Ore. 91 46 Northwest Chrst. 93 26

Boise St.

Loss, Non-Conf, S Site, H Home A Away N Neutral

Average RPI Win:	201	WON-LOST	WINNING	LAST 10	STRENGTH OF	OPP. STRENGTH	TEAM	ADJ.	CONF.	ADJ CONF.
Average RPI Loss:	45	RECORD	PCT. RANK	GAMES	SCHEDULE	OF SCHEDULE	RPI	RPI	RPI	RPI
DIV. I ONLY	14- 16	193	0- 1	61	32	133	133	1	1	
DIV. I NON-CONF.	11- 2	32	0- 0	236	305	105	105	1	1	
TOTALS	RPI 1-25	RPI 26-50	W-L RECORDS	RPI 51-100	RPI 101-999	RPI 150+				
14- 16	0- 8	0- 2	OVERALL	1- 4	13- 2	10- 0				
8- 9	0- 4	0- 1	HOME	1- 2	7- 2	7- 0				
4- 6	0- 4	0- 1	AWAY	0- 1	4- 0	1- 0				
2- 1	0- 0	0- 0	NEUTRAL	0- 1	2- 0	2- 0				
11- 2	0- 0	0- 0	NON-CONFERENCE	0- 0	11- 2	10- 0				
7- 2	0- 0	0- 0	HOME	0- 0	7- 2	7- 0				
2- 0	0- 0	0- 0	AWAY	0- 0	2- 0	1- 0				
2- 0	0- 0	0- 0	NEUTRAL	0- 0	2- 0	2- 0				
3- 14	0- 8	0- 2	CONFERENCE	1- 4	2- 0	0- 0				
1- 7	0- 4	0- 1	HOME	1- 2	0- 0	0- 0				
2- 6	0- 4	0- 1	AWAY	0- 1	2- 0	0- 0				
0- 1	0- 0	0- 0	NEUTRAL	0- 1	0- 0	0- 0				

RPI	S	Opponent	Score	RPI	S	Opponent	Score	RPI	S	Opponent	Score	RPI	S	Opponent	Score	Team's RPI: 133
1	A	Notre Dame	63 92	37	A	North Carolina	78 93	67	H	Georgia Tech	76 81	106	H	Minnesota	69 77	
1	H	Notre Dame	47 97	50	H	Clemson	58 91	73	H	Virginia Tech	86 95	110	A	Houston	64 57	
3	A	Louisville	51 87					78	H	Duke	92 90	119	H	Providence	57 61	
9	H	NC State	69 85					98	A	Virginia	77 79	126	A	Pittsburgh	59 55	
10	A	Syracuse	69 96					98	N	Virginia	61 77	148	A	Wake Forest	65 64	
10	H	Syracuse	59 76									171	N	Rider	112 61	
19	A	Miami (FL)	73 76									173	H	Holy Cross	89 63	
21	H	Florida St.	71 91									175	H	Boston U.	78 51	
												199	H	Campbell	76 56	
												211	H	Dartmouth	99 68	
												252	H	Columbia	74 60	
												260	A	Rhode Island	88 64	
												267	N	Loyola Maryland	73 47	
												294	H	Bryant	83 46	
												347	H	Saint Peter's	89 57	
LAST 12 Division I GAMES:																
98	N	Virginia	61 77	1	H	Notre Dame	47 97									
171	N	Rider	112 61	10	A	Syracuse	69 96									
10	H	Syracuse	59 76	98	A	Virginia	77 79									
3	A	Louisville	51 87	73	H	Virginia Tech	86 95									
37	A	North Carolina	78 93	78	H	Duke	92 90									
50	H	Clemson	58 91	19	A	Miami (FL)	73 76									

Non-Div I Games:

Boston College

■ Loss,
 ■ Non-Conf,
 ■ S Site,
 ■ H Home
 ■ A Away
 N Neutral

Average RPI Win: 238	WON-LOST	WINNING	LAST 10	STRENGTH OF	OPP. STRENGTH	TEAM	ADJ.	CONF.	ADJ CONF.
Average RPI Loss: 148	RECORD	PCT. RANK	GAMES	SCHEDULE	OF SCHEDULE	RPI	RPI	RPI	RPI
DIV. I ONLY	15- 14	157	0- 1	202	230	175	175	18	18
DIV. I NON-CONF.	4- 6	212	0- 0	234	211	236	236	21	21
TOTALS	RPI 1-25	RPI 26-50	W-L RECORDS	RPI 51-100	RPI 101-999	RPI 150+			
15- 14	0- 0	1- 1	OVERALL	0- 4	14- 9	11- 7			
8- 6	0- 0	0- 1	HOME	0- 1	8- 4	6- 4			
7- 8	0- 0	1- 0	AWAY	0- 3	6- 5	5- 3			
0- 0	0- 0	0- 0	NEUTRAL	0- 0	0- 0	0- 0			
4- 6	0- 0	0- 0	NON-CONFERENCE	0- 2	4- 4	3- 2			
4- 0	0- 0	0- 0	HOME	0- 0	4- 0	3- 0			
0- 6	0- 0	0- 0	AWAY	0- 2	0- 4	0- 2			
0- 0	0- 0	0- 0	NEUTRAL	0- 0	0- 0	0- 0			
11- 8	0- 0	1- 1	CONFERENCE	0- 2	10- 5	8- 5			
4- 6	0- 0	0- 1	HOME	0- 1	4- 4	3- 4			
7- 2	0- 0	1- 0	AWAY	0- 1	6- 1	5- 1			
0- 0	0- 0	0- 0	NEUTRAL	0- 0	0- 0	0- 0			

RPI 1-25				RPI 26-50				RPI 51-100				RPI 101+				Team's RPI: 175	
RPI	S	Opponent	Score	RPI	S	Opponent	Score	RPI	S	Opponent	Score	RPI	S	Opponent	Score		
				42	A	Bucknell	70 62	72	A	American	48 50	117	A	Marist	57 68		
				42	H	Bucknell	58 62	72	H	American	51 64	124	A	Lehigh	52 48		
								88	A	Harvard	47 67	124	H	Lehigh	58 45		
								97	A	Northeastern	51 81	133	A	Boston College	51 78		
												138	H	Delaware	72 61		
												173	A	Holy Cross	69 75		
												173	H	Holy Cross	61 64		
												173	H	Holy Cross	70 72		
												204	A	Massachusetts	55 66		
												211	A	Dartmouth	44 64		
												249	A	Colgate	61 53		
												249	H	Colgate	72 81		
												256	A	Navy	49 35		
												256	H	Navy	66 55		
												267	A	Loyola Maryland	64 62		
												267	H	Loyola Maryland	55 59		
												282	H	Brown	72 51		
												291	A	Army West Point	67 42		
												291	H	Army West Point	63 51		
												294	H	Bryant	67 65		
												319	H	New Hampshire	60 39		
												320	A	Lafayette	47 44		
												320	H	Lafayette	50 49		
LAST 12 Division I GAMES:																	
				173	H	Holy Cross	70 72	173	H	Holy Cross	61 64						
				267	H	Loyola Maryland	55 59	249	A	Colgate	61 53						
				291	A	Army West Point	67 42	124	A	Lehigh	52 48						
				320	H	Lafayette	50 49	42	H	Bucknell	58 62						
				256	H	Navy	66 55	320	A	Lafayette	47 44						
				72	A	American	48 50	256	A	Navy	49 35						

Non-Div I Games:

Boston U.

Bowling Green

Through Games Of March 15, 2019

Average RPI Win:	212	WON-LOST	WINNING	LAST 10	STRENGTH OF	OPP. STRENGTH	TEAM	ADJ.	CONF.	ADJ CONF.
Average RPI Loss:	113	RECORD	PCT. RANK	GAMES	SCHEDULE	OF SCHEDULE	RPI	RPI	RPI	RPI
DIV. I ONLY	8- 21	285	0- 1	64	126	218	218	8	8	
DIV. I NON-CONF.	6- 4	125	0- 0	226	334	157	157	8	8	
TOTALS	RPI 1-25	RPI 26-50	W-L RECORDS	RPI 51-100	RPI 101-999	RPI 150+				
8- 21	0- 0	1- 7	OVERALL	1- 4	6- 10	6- 7				
6- 7	0- 0	1- 3	HOME	1- 1	4- 3	4- 2				
2- 13	0- 0	0- 4	AWAY	0- 3	2- 6	2- 5				
0- 1	0- 0	0- 0	NEUTRAL	0- 0	0- 1	0- 0				
6- 4	0- 0	0- 1	NON-CONFERENCE	0- 0	6- 3	6- 2				
4- 0	0- 0	0- 0	HOME	0- 0	4- 0	4- 0				
2- 3	0- 0	0- 1	AWAY	0- 0	2- 2	2- 2				
0- 1	0- 0	0- 0	NEUTRAL	0- 0	0- 1	0- 0				
2- 17	0- 0	1- 6	CONFERENCE	1- 4	0- 7	0- 5				
2- 7	0- 0	1- 3	HOME	1- 1	0- 3	0- 2				
0- 10	0- 0	0- 3	AWAY	0- 3	0- 4	0- 3				
0- 0	0- 0	0- 0	NEUTRAL	0- 0	0- 0	0- 0				

RPI S	Opponent	Score	RPI S	Opponent	Score	RPI S	Opponent	Score	RPI S	Opponent	Score	Team's RPI: 218
29	A Ohio	68 76	29	H Ohio	79 82	84	A Kent St.	73 77	125	A Northern Ill.	47 88	
31	H Central Mich.	54 92	31	H Central Mich.	54 92	84	A Kent St.	62 86	125	H Northern Ill.	52 66	
33	A Buffalo	61 75	33	H Buffalo	78 72	84	H Kent St.	62 49	134	N Mercer	63 76	
33	H Buffalo	78 72	43	A Michigan St.	69 99	85	A Toledo	56 76	162	A Akron	71 74	
44	A Miami (OH)	62 75	44	H Miami (OH)	75 82	85	H Toledo	65 79	162	H Akron	73 83	
44	H Miami (OH)	75 82							177	H Robert Morris	61 60	
									179	A Coastal Caro.	80 81	
									197	A Eastern Mich.	74 81	
									217	A Xavier	49 65	
									220	A Ball St.	70 77	
									221	H Marshall	99 76	
									255	H Loyola Chicago	88 74	
									270	H Western Mich.	82 84	
									286	A Canisius	74 53	
									303	A Valparaiso	79 72	
									336	H Detroit Mercy	79 73	
LAST 12 Division I GAMES:												
84	A Kent St.	62 86	84	A Kent St.	73 77							
29	A Ohio	68 76	33	H Buffalo	78 72							
33	A Buffalo	61 75	44	H Miami (OH)	75 82							
84	H Kent St.	62 49	125	A Northern Ill.	47 88							
162	H Akron	73 83	85	A Toledo	56 76							
44	A Miami (OH)	62 75	31	H Central Mich.	54 92							

Non-Div I Games: Davis & Elkins 63 28

Bowling Green

■ Loss,
 ■ Non-Conf,
 ■ S Site,
 ■ Home
 ■ A Away
 N Neutral

Average RPI Win:	257	WON-LOST	WINNING	LAST 10	STRENGTH OF	OPP. STRENGTH	TEAM	ADJ.	CONF.	ADJ CONF.
Average RPI Loss:	102	RECORD	PCT. RANK	GAMES	SCHEDULE	OF SCHEDULE	RPI	RPI	RPI	RPI
DIV. I ONLY	19- 10	87	0- 1	300	175	152	152	13	13	
DIV. I NON-CONF.	9- 1	29	0- 0	349	239	158	158	15	15	
TOTALS	RPI 1-25	RPI 26-50	W-L RECORDS	RPI 51-100	RPI 101-999	RPI 150+				
19- 10	0- 2	0- 0	OVERALL	0- 5	19- 3	16- 2				
11- 3	0- 1	0- 0	HOME	0- 2	11- 0	10- 0				
7- 6	0- 1	0- 0	AWAY	0- 3	7- 2	6- 2				
1- 1	0- 0	0- 0	NEUTRAL	0- 0	1- 1	0- 0				
9- 1	0- 0	0- 0	NON-CONFERENCE	0- 1	9- 0	8- 0				
5- 0	0- 0	0- 0	HOME	0- 0	5- 0	5- 0				
3- 1	0- 0	0- 0	AWAY	0- 1	3- 0	3- 0				
1- 0	0- 0	0- 0	NEUTRAL	0- 0	1- 0	0- 0				
10- 9	0- 2	0- 0	CONFERENCE	0- 4	10- 3	8- 2				
6- 3	0- 1	0- 0	HOME	0- 2	6- 0	5- 0				
4- 5	0- 1	0- 0	AWAY	0- 2	4- 2	3- 2				
0- 1	0- 0	0- 0	NEUTRAL	0- 0	0- 1	0- 0				

RPI 1-25				RPI 26-50				RPI 51-100				RPI 101+ Team's RPI: 152			
RPI	S	Opponent	Score	RPI	S	Opponent	Score	RPI	S	Opponent	Score	RPI	S	Opponent	Score
17	A	Drake	63 95					70	A	Missouri St.	60 82	131	A	Illinois St.	79 68
17	H	Drake	63 92					70	H	Missouri St.	56 68	131	H	Illinois St.	75 65
								83	A	UNI	57 61	131	N	Illinois St.	55 61
								83	H	UNI	78 81	138	N	Delaware	59 47
								89	A	Purdue	61 74	153	A	Southern Ill.	55 62
												153	H	Southern Ill.	58 53
												242	H	Western Ill.	82 68
												245	H	Southeast Mo. St.	85 79
												247	A	Indiana St.	61 45
												247	H	Indiana St.	81 80
												255	A	Loyola Chicago	69 56
												255	H	Loyola Chicago	71 59
												284	A	Cleveland St.	67 65
												295	H	Eastern Ill.	67 64
												303	A	Valparaiso	73 76
												303	H	Valparaiso	87 76
												307	A	Fla. Atlantic	80 59
												310	H	Oakland	73 64
												326	A	Omaha	80 60
												331	A	Evansville	75 68
												331	H	Evansville	81 63
												348	H	Chicago St.	89 59
LAST 12 Division I GAMES:															
131	N	Illinois St.	55 61	131	H	Illinois St.	75 65	70	A	Missouri St.	60 82				
307	A	Fla. Atlantic	80 59	153	A	Southern Ill.	55 62	331	H	Evansville	81 63				
17	A	Drake	63 95	247	H	Indiana St.	81 80	255	A	Loyola Chicago	69 56				
83	A	UNI	57 61												
255	H	Loyola Chicago	71 59												
303	H	Valparaiso	87 76												

Non-Div I Games: Rockhurst 83 40

Bradley

■ Loss,
 ■ Non-Conf, S Site,
 ■ Home
 ■ Away
 N Neutral

Average RPI Win:	269	WON-LOST	WINNING	LAST 10	STRENGTH OF	OPP. STRENGTH	TEAM	ADJ.	CONF.	ADJ CONF.
Average RPI Loss:	144	RECORD	PCT. RANK	GAMES	SCHEDULE	OF SCHEDULE	RPI	RPI	RPI	RPI
DIV. I ONLY	7- 21	300	0- 1	185	207	282	282	11	11	
DIV. I NON-CONF.	6- 8	199	0- 1	256	310	227	227	11	11	
TOTALS	RPI 1-25	RPI 26-50	W-L RECORDS	RPI 51-100	RPI 101-999	RPI 150+				
7- 21	0- 0	0- 2	OVERALL	0- 7	7- 12	6- 10				
4- 8	0- 0	0- 1	HOME	0- 3	4- 4	3- 4				
2- 13	0- 0	0- 1	AWAY	0- 4	2- 8	2- 6				
1- 0	0- 0	0- 0	NEUTRAL	0- 0	1- 0	1- 0				
6- 8	0- 0	0- 2	NON-CONFERENCE	0- 1	6- 5	6- 4				
3- 2	0- 0	0- 1	HOME	0- 0	3- 1	3- 1				
2- 6	0- 0	0- 1	AWAY	0- 1	2- 4	2- 3				
1- 0	0- 0	0- 0	NEUTRAL	0- 0	1- 0	1- 0				
1- 13	0- 0	0- 0	CONFERENCE	0- 6	1- 7	0- 6				
1- 6	0- 0	0- 0	HOME	0- 3	1- 3	0- 3				
0- 7	0- 0	0- 0	AWAY	0- 3	0- 4	0- 3				
0- 0	0- 0	0- 0	NEUTRAL	0- 0	0- 0	0- 0				

RPI S	Opponent	Score	RPI S	Opponent	Score	RPI S	Opponent	Score	RPI S	Opponent	Score	Team's RPI: 282
27	A Rutgers	52 73	52	A Princeton	74 93	125	A Northern Ill.	102 109				
42	H Bucknell	78 91	52	H Princeton	68 88	137	A Yale	72 84				
			54	A Maine	96 102	137	H Yale	86 71				
			59	A Penn	43 83	173	A Holy Cross	89 85				
			59	H Penn	53 75	175	A Boston U.	51 72				
			88	A Harvard	55 98	195	A Cornell	48 66				
			88	H Harvard	83 100	195	H Cornell	53 65				
						204	H Massachusetts	61 90				
						211	A Dartmouth	43 78				
						211	H Dartmouth	61 81				
						252	A Columbia	62 93				
						252	H Columbia	81 83				
						260	A Rhode Island	67 72				
						285	H Fairfield	68 49				
						294	A Bryant	57 75				
						294	N Bryant	84 68				
						319	H New Hampshire	76 70				
						328	H Central Conn. St.	68 63				
						348	A Chicago St.	90 65				
LAST 12 Division I GAMES:												
260	A Rhode Island	67 72	88	A Harvard	55 98							
59	H Penn	53 75	252	H Columbia	81 83							
52	H Princeton	68 88	195	H Cornell	53 65							
195	A Cornell	48 66	52	A Princeton	74 93							
252	A Columbia	62 93	59	A Penn	43 83							
211	A Dartmouth	43 78	88	H Harvard	83 100							

Non-Div I Games: Johnson & Wales (RI78 46 Adelphi 75 62

Brown

■ Loss,
 ■ Non-Conf,
 ■ S Site,
 ■ H Home
 ■ A Away
 N Neutral

B
r
y
a
n
tB
r
y
a
n
t

Bryant

Page 34

B
r
y
a
n
t

RPI S Opponent Score

Through Games Of March 15, 2019

RPI	S	Opponent	Score	
351	A	LIU Brooklyn	69	54
351	H	LIU Brooklyn	69	62

B
r
y
a
n
t

Bryant

Average RPI Win:	217	WON-LOST	WINNING	LAST 10	STRENGTH OF	OPP. STRENGTH	TEAM	ADJ.	CONF.	ADJ CONF.
Average RPI Loss:	85	RECORD	PCT. RANK	GAMES	SCHEDULE	OF SCHEDULE	RPI	RPI	RPI	RPI
DIV. I ONLY	27- 5	14	2- 0	158	204	42	42	18	18	
DIV. I NON-CONF.	9- 3	62	0- 0	104	136	33	33	21	21	
TOTALS	RPI 1-25	RPI 26-50	W-L RECORDS	RPI 51-100	RPI 101-999	RPI 150+				
27- 5	0- 2	1- 0	OVERALL	2- 1	24- 2	21- 2				
14- 1	0- 0	1- 0	HOME	1- 0	12- 1	10- 1				
11- 4	0- 2	0- 0	AWAY	1- 1	10- 1	9- 1				
2- 0	0- 0	0- 0	NEUTRAL	0- 0	2- 0	2- 0				
9- 3	0- 2	1- 0	NON-CONFERENCE	0- 1	8- 0	7- 0				
4- 0	0- 0	1- 0	HOME	0- 0	3- 0	2- 0				
3- 3	0- 2	0- 0	AWAY	0- 1	3- 0	3- 0				
2- 0	0- 0	0- 0	NEUTRAL	0- 0	2- 0	2- 0				
18- 2	0- 0	0- 0	CONFERENCE	2- 0	16- 2	14- 2				
10- 1	0- 0	0- 0	HOME	1- 0	9- 1	8- 1				
8- 1	0- 0	0- 0	AWAY	1- 0	7- 1	6- 1				
0- 0	0- 0	0- 0	NEUTRAL	0- 0	0- 0	0- 0				

RPI 1-25				RPI 26-50				Team's RPI: 42	RPI 51-100				RPI 101+			
RPI	S	Opponent	Score	RPI	S	Opponent	Score		RPI	S	Opponent	Score	RPI	S	Opponent	Score
10	A	Syracuse	56 70	39	H	Quinnipiac	75 58		55	A	Drexel	42 64	121	H	Youngstown St.	73 68
11	A	Iowa St.	61 86						72	A	American	65 64	124	A	Lehigh	73 68
									72	H	American	71 56	124	H	Lehigh	71 53
													171	H	Rider	80 59
													173	A	Holy Cross	60 61
													173	H	Holy Cross	75 71
													173	H	Holy Cross	66 31
													175	A	Boston U.	62 58
													175	H	Boston U.	62 70
													204	N	Massachusetts	77 58
													216	A	Monmouth	70 32
													249	A	Colgate	90 62
													249	H	Colgate	76 58
													256	A	Navy	77 43
													256	H	Navy	90 48
													262	A	St. Bonaventure	77 46
													267	A	Loyola Maryland	75 57
													267	H	Loyola Maryland	88 63
													267	H	Loyola Maryland	87 55
													282	A	Brown	91 78
													285	N	Fairfield	77 54
													291	A	Army West Point	66 52
													291	H	Army West Point	84 66
													320	A	Lafayette	56 47
													320	H	Lafayette	75 43
													324	H	Iona	81 43
LAST 12 Division I GAMES:																
267	H	Loyola Maryland	88 63	267	H	Loyola Maryland	87 55									
173	H	Holy Cross	66 31	249	H	Colgate	76 58									
291	H	Army West Point	84 66	124	A	Lehigh	73 68									
72	A	American	65 64	320	H	Lafayette	75 43									
256	H	Navy	90 48	175	A	Boston U.	62 58									
173	A	Holy Cross	60 61	256	A	Navy	77 43									

Non-Div I Games:

Bucknell

■ Loss,
■ Non-Conf,
■ S Site,
■ H Home
■ A Away
N Neutral

Buffalo

Through Games Of March 15, 2019

Average RPI Win:	158	WON-LOST	WINNING	LAST 10	STRENGTH OF	OPP. STRENGTH	TEAM	ADJ.	CONF.	ADJ CONF.
Average RPI Loss:	76	RECORD	PCT. RANK	GAMES	SCHEDULE	OF SCHEDULE	RPI	RPI	RPI	RPI
DIV. I ONLY	22- 9	57	2- 0	50	82	33	33	8	8	
DIV. I NON-CONF.	8- 3	72	0- 0	92	106	40	40	8	8	
TOTALS	RPI 1-25	RPI 26-50	W-L RECORDS	RPI 51-100	RPI 101-999	RPI 150+				
22- 9	0- 2	5- 3	OVERALL	4- 1	13- 3	12- 2				
9- 3	0- 1	1- 2	HOME	2- 0	6- 0	5- 0				
9- 6	0- 1	2- 1	AWAY	0- 1	7- 3	7- 2				
4- 0	0- 0	2- 0	NEUTRAL	2- 0	0- 0	0- 0				
8- 3	0- 2	1- 0	NON-CONFERENCE	1- 0	6- 1	6- 0				
2- 1	0- 1	0- 0	HOME	0- 0	2- 0	2- 0				
4- 2	0- 1	0- 0	AWAY	0- 0	4- 1	4- 0				
2- 0	0- 0	1- 0	NEUTRAL	1- 0	0- 0	0- 0				
14- 6	0- 0	4- 3	CONFERENCE	3- 1	7- 2	6- 2				
7- 2	0- 0	1- 2	HOME	2- 0	4- 0	3- 0				
5- 4	0- 0	2- 1	AWAY	0- 1	3- 2	3- 2				
2- 0	0- 0	1- 0	NEUTRAL	1- 0	0- 0	0- 0				

RPI	S	Opponent	Score	RPI	S	Opponent	Score	Team's RPI: 33	RPI	S	Opponent	Score	RPI	S	Opponent	Score
4	H	Stanford	55 62	26	N	South Dakota St.	61 55		71	N	Georgetown	73 64	118	A	Dayton	59 72
5	A	Oregon	82 102	29	A	Ohio	73 43		84	A	Kent St.	53 62	125	H	Northern Ill.	93 64
				29	H	Ohio	71 74		84	H	Kent St.	75 66	162	A	Akron	59 70
				31	A	Central Mich.	65 76		84	N	Kent St.	85 52	162	H	Akron	91 72
				31	H	Central Mich.	95 100		85	H	Toledo	73 63	197	A	Eastern Mich.	91 84
				31	N	Central Mich.	82 77						205	A	UMES	69 63
				44	A	Miami (OH)	66 59						211	A	Dartmouth	75 69
				44	H	Miami (OH)	86 61						218	A	Bowling Green	72 78
													218	H	Bowling Green	75 61
													220	A	Ball St.	97 58
													220	H	Ball St.	77 65
													262	H	St. Bonaventure	90 43
													270	A	Western Mich.	61 59
													274	H	Niagara	88 61
													286	A	Canisius	84 66
													328	A	Central Conn. St.	82 69
LAST 12 Division I GAMES:																
				31	N	Central Mich.	82 77		162	A	Akron	59 70				
				84	N	Kent St.	85 52		31	H	Central Mich.	95 100				
				84	A	Kent St.	53 62		218	A	Bowling Green	72 78				
				218	H	Bowling Green	75 61		84	H	Kent St.	75 66				
				44	H	Miami (OH)	86 61		85	H	Toledo	73 63				
				29	A	Ohio	73 43		31	A	Central Mich.	65 76				

Non-Div I Games:

Buffalo

■ Loss,
■ Non-Conf, S Site,
■ Home
■ Away
N Neutral

Average RPI Win: 161	WON-LOST	WINNING	LAST 10	STRENGTH OF	OPP. STRENGTH	TEAM	ADJ.	CONF.	ADJ CONF.
Average RPI Loss: 71	RECORD	PCT. RANK	GAMES	SCHEDULE	OF SCHEDULE	RPI	RPI	RPI	RPI
DIV. I ONLY	21- 9	62	0- 1	125	65	75	75	6	6
DIV. I NON-CONF.	10- 1	17	0- 0	291	180	68	68	4	4
TOTALS	RPI 1-25	RPI 26-50	W-L RECORDS	RPI 51-100	RPI 101-999	RPI 150+			
21- 9	1- 3	0- 1	OVERALL	5- 2	15- 3	10- 0			
12- 4	0- 2	0- 0	HOME	2- 1	10- 1	7- 0			
7- 4	1- 1	0- 1	AWAY	3- 0	3- 2	2- 0			
2- 1	0- 0	0- 0	NEUTRAL	0- 1	2- 0	1- 0			
10- 1	0- 0	0- 1	NON-CONFERENCE	0- 0	10- 0	8- 0			
7- 0	0- 0	0- 0	HOME	0- 0	7- 0	6- 0			
1- 1	0- 0	0- 1	AWAY	0- 0	1- 0	1- 0			
2- 0	0- 0	0- 0	NEUTRAL	0- 0	2- 0	1- 0			
11- 8	1- 3	0- 0	CONFERENCE	5- 2	5- 3	2- 0			
5- 4	0- 2	0- 0	HOME	2- 1	3- 1	1- 0			
6- 3	1- 1	0- 0	AWAY	3- 0	2- 2	1- 0			
0- 1	0- 0	0- 0	NEUTRAL	0- 1	0- 0	0- 0			

RPI	S	Opponent	Score	RPI	S	Opponent	Score	RPI	S	Opponent	Score	RPI	S	Opponent	Score
12	A	Marquette	61 57	47	A	Indiana	46 66	57	A	Villanova	63 55	102	N	Ohio St.	66 53
12	H	Marquette	58 87					57	H	Villanova	62 60	116	A	St. John's (NY)	73 68
20	A	DePaul	62 76					71	A	Georgetown	59 50	116	H	St. John's (NY)	66 45
20	H	DePaul	78 86					71	H	Georgetown	42 72	119	A	Providence	68 74
								92	A	Creighton	75 43	119	H	Providence	63 66
								92	H	Creighton	66 46	131	H	Illinois St.	58 56
								92	N	Creighton	51 60	141	A	Seton Hall	62 83
												141	H	Seton Hall	62 59
												162	A	Akron	63 47
												197	N	Eastern Mich.	73 63
												217	A	Xavier	63 41
												217	H	Xavier	63 38
												220	H	Ball St.	64 47
												242	H	Western Ill.	92 51
												247	H	Indiana St.	72 49
												263	H	Murray St.	86 65
												295	H	Eastern Ill.	72 37
												327	H	UMass Lowell	89 36
LAST 12 Division I GAMES:															
92	N	Creighton	51 60	92	H	Creighton	66 46								
57	H	Villanova	62 60	217	H	Xavier	63 38								
71	H	Georgetown	42 72	141	A	Seton Hall	62 83								
20	A	DePaul	62 76	116	A	St. John's (NY)	73 68								
12	A	Marquette	61 57	12	H	Marquette	58 87								
119	H	Providence	63 66	20	H	DePaul	78 86								

Non-Div I Games:

Butler

CSU Bakersfield

Through Games Of March 15, 2019

Average RPI Win:	281	WON-LOST	WINNING	LAST 10	STRENGTH OF	OPP. STRENGTH	TEAM	ADJ.	CONF.	ADJ CONF.
Average RPI Loss:	215	RECORD	PCT. RANK	GAMES	SCHEDULE	OF SCHEDULE	RPI	RPI	RPI	RPI
DIV. I ONLY	12- 17	222	1- 0	325	326	276	276	30	30	
DIV. I NON-CONF.	2- 9	297	0- 0	264	253	302	302	30	30	
TOTALS	RPI 1-25	RPI 26-50	W-L RECORDS	RPI 51-100	RPI 101-999	RPI 150+				
12- 17	0- 1	0- 0	OVERALL	1- 0	11- 16	11- 14				
6- 4	0- 0	0- 0	HOME	1- 0	5- 4	5- 3				
5- 12	0- 1	0- 0	AWAY	0- 0	5- 11	5- 10				
1- 1	0- 0	0- 0	NEUTRAL	0- 0	1- 1	1- 1				
2- 9	0- 1	0- 0	NON-CONFERENCE	1- 0	1- 8	1- 8				
1- 1	0- 0	0- 0	HOME	1- 0	0- 1	0- 1				
1- 8	0- 1	0- 0	AWAY	0- 0	1- 7	1- 7				
0- 0	0- 0	0- 0	NEUTRAL	0- 0	0- 0	0- 0				
10- 8	0- 0	0- 0	CONFERENCE	0- 0	10- 8	10- 6				
5- 3	0- 0	0- 0	HOME	0- 0	5- 3	5- 2				
4- 4	0- 0	0- 0	AWAY	0- 0	4- 4	4- 3				
1- 1	0- 0	0- 0	NEUTRAL	0- 0	1- 1	1- 1				

RPI 1-25				RPI 26-50				RPI 51-100				RPI 101+ Team's RPI: 276			
RPI	S	Opponent	Score	RPI	S	Opponent	Score	RPI	S	Opponent	Score	RPI	S	Opponent	Score
24	A	Oregon St.	52 92					58	H	Wright St.	76 74	130	A	New Mexico St.	48 61
												130	H	New Mexico St.	59 61
												158	H	UC Riverside	67 79
												170	A	UC Irvine	78 85
												176	A	North Texas	59 71
												213	A	California Baptist	43 67
												213	H	California Baptist	45 68
												214	A	UTRGV	56 64
												214	H	UTRGV	68 63
												214	N	UTRGV	58 69
												228	A	UMKC	67 57
												228	H	UMKC	85 71
												231	A	SMU	43 49
												258	A	UTEP	47 53
												264	A	Cal St. Fullerton	56 64
												289	A	UC Santa Barbara	56 48
												293	A	Utah Valley	70 78
												293	H	Utah Valley	92 73
												298	A	San Jose St.	72 82
												326	A	Omaha	46 53
												337	A	Seattle U	70 60
												337	H	Seattle U	58 68
												342	A	Grand Canyon	59 46
												342	H	Grand Canyon	51 37
												342	N	Grand Canyon	73 59
												348	A	Chicago St.	67 56
LAST 12 Division I GAMES:															
				342	N	Grand Canyon	73 59	228	H	UMKC	85 71				
				214	N	UTRGV	58 69	348	H	Chicago St.	80 47				
				293	H	Utah Valley	92 73	214	A	UTRGV	56 64				
				337	H	Seattle U	58 68	130	A	New Mexico St.	48 61				
				342	H	Grand Canyon	51 37	342	A	Grand Canyon	59 46				
				213	A	California Baptist	43 67	213	H	California Baptist	45 68				

Non-Div I Games: Whittier 74 46 Westcliff 91 37

CSU Bakersfield

Loss, Non-Conf, S Site, H Home A Away N Neutral

RPI	S	Opponent	Score
348	H	Chicago St.	80 47

CSU Bakersfield

C
S
U
B
a
k
e
r
s
f
i
e
l
d

C
S
U
B
a
k
e
r
s
f
i
e
l
d

Average RPI Win: 242	WON-LOST	WINNING	LAST 10	STRENGTH OF	OPP. STRENGTH	TEAM	ADJ.	CONF.	ADJ CONF.
Average RPI Loss: 104	RECORD	PCT. RANK	GAMES	SCHEDULE	OF SCHEDULE	RPI	RPI	RPI	RPI
DIV. I ONLY	16- 15	164	0- 1	141	168	149	149	20	20
DIV. I NON-CONF.	6- 8	199	0- 0	88	37	139	139	20	20
TOTALS	RPI 1-25	RPI 26-50	W-L RECORDS	RPI 51-100	RPI 101-999	RPI 150+			
16- 15	0- 2	0- 2	OVERALL	0- 5	16- 6	16- 5			
10- 4	0- 0	0- 0	HOME	0- 2	10- 2	10- 1			
6- 10	0- 2	0- 2	AWAY	0- 3	6- 3	6- 3			
0- 1	0- 0	0- 0	NEUTRAL	0- 0	0- 1	0- 1			
6- 8	0- 2	0- 2	NON-CONFERENCE	0- 3	6- 1	6- 0			
4- 2	0- 0	0- 0	HOME	0- 1	4- 1	4- 0			
2- 6	0- 2	0- 2	AWAY	0- 2	2- 0	2- 0			
0- 0	0- 0	0- 0	NEUTRAL	0- 0	0- 0	0- 0			
10- 7	0- 0	0- 0	CONFERENCE	0- 2	10- 5	10- 5			
6- 2	0- 0	0- 0	HOME	0- 1	6- 1	6- 1			
4- 4	0- 0	0- 0	AWAY	0- 1	4- 3	4- 3			
0- 1	0- 0	0- 0	NEUTRAL	0- 0	0- 1	0- 1			

RPI 1-25				RPI 26-50				RPI 51-100				RPI 101+ Team's RPI: 149			
RPI	S	Opponent	Score	RPI	S	Opponent	Score	RPI	S	Opponent	Score	RPI	S	Opponent	Score
4	A	Stanford	43 69	38	A	Boise St.	63 74	53	A	Southern California	42 58	104	H	Loyola Marymount	53 72
17	A	Drake	63 73	41	A	California	42 67	74	A	UC Davis	54 70	157	H	Washington St.	65 52
								74	H	UC Davis	49 60	158	A	UC Riverside	51 63
								86	A	Idaho	73 88	158	H	UC Riverside	69 56
								88	H	Harvard	55 75	164	A	Santa Clara	53 38
												170	A	UC Irvine	61 65
												170	H	UC Irvine	68 58
												170	N	UC Irvine	57 59
												187	A	Hawaii	49 29
												187	H	Hawaii	68 69
												207	H	San Diego St.	77 74
												213	H	California Baptist	73 67
												264	A	Cal St. Fullerton	73 64
												264	H	Cal St. Fullerton	74 44
												271	A	Long Beach St.	51 37
												271	H	Long Beach St.	60 45
												289	A	UC Santa Barbara	60 61
												289	H	UC Santa Barbara	73 65
												298	H	San Jose St.	76 40
												317	A	Cal Poly	61 49
												317	H	Cal Poly	68 52
												326	A	Omaha	64 52
LAST 12 Division I GAMES:															
170	N	UC Irvine	57 59	271	H	Long Beach St.	60 45								
88	H	Harvard	55 75	264	A	Cal St. Fullerton	73 64								
187	H	Hawaii	68 69	317	H	Cal Poly	68 52								
170	H	UC Irvine	68 58	289	A	UC Santa Barbara	60 61								
317	A	Cal Poly	61 49	74	A	UC Davis	54 70								
158	A	UC Riverside	51 63	264	H	Cal St. Fullerton	74 44								

Non-Div I Games:

CSUN

■ Loss,
 ■ Non-Conf,
 ■ S Site,
 ■ Home
 ■ A Away
 N Neutral

Average RPI Win: 269	WON-LOST	WINNING	LAST 10	STRENGTH OF	OPP. STRENGTH	TEAM	ADJ.	CONF.	ADJ CONF.
Average RPI Loss: 161	RECORD	PCT. RANK	GAMES	SCHEDULE	OF SCHEDULE	RPI	RPI	RPI	RPI
DIV. I ONLY	5- 21	324	0- 1	245	176	317	317	20	20
DIV. I NON-CONF.	2- 8	293	0- 0	257	57	295	295	20	20
TOTALS	RPI 1-25	RPI 26-50	W-L RECORDS	RPI 51-100	RPI 101-999	RPI 150+			
5- 21	0- 1	0- 2	OVERALL	0- 3	5- 15	5- 12			
4- 8	0- 0	0- 1	HOME	0- 2	4- 5	4- 4			
1- 12	0- 1	0- 1	AWAY	0- 1	1- 9	1- 7			
0- 1	0- 0	0- 0	NEUTRAL	0- 0	0- 1	0- 1			
2- 8	0- 1	0- 2	NON-CONFERENCE	0- 1	2- 4	2- 3			
1- 3	0- 0	0- 1	HOME	0- 1	1- 1	1- 1			
1- 4	0- 1	0- 1	AWAY	0- 0	1- 2	1- 1			
0- 1	0- 0	0- 0	NEUTRAL	0- 0	0- 1	0- 1			
3- 13	0- 0	0- 0	CONFERENCE	0- 2	3- 11	3- 9			
3- 5	0- 0	0- 0	HOME	0- 1	3- 4	3- 3			
0- 8	0- 0	0- 0	AWAY	0- 1	0- 7	0- 6			
0- 0	0- 0	0- 0	NEUTRAL	0- 0	0- 0	0- 0			

RPI 1-25				RPI 26-50				RPI 51-100				RPI 101+				Team's RPI: 317
RPI	S	Opponent	Score	RPI	S	Opponent	Score	RPI	S	Opponent	Score	RPI	S	Opponent	Score	
24	A	Oregon St.	54 79	35	A	UCLA	35 81	74	A	UC Davis	54 87	119	A	Fresno St.	58 76	
				49	H	Saint Mary's (CA)	51 69	74	H	UC Davis	61 85	149	A	CSUN	52 68	
								100	H	Pepperdine	63 70	149	H	CSUN	49 61	
												158	A	UC Riverside	66 80	
												158	H	UC Riverside	68 75	
												170	A	UC Irvine	57 73	
												170	H	UC Irvine	59 75	
												182	H	Eastern Wash.	59 55	
												187	A	Hawaii	52 70	
												187	H	Hawaii	54 71	
												225	H	Illinois	51 74	
												253	N	San Francisco	62 65	
												264	A	Cal St. Fullerton	64 78	
												264	H	Cal St. Fullerton	69 58	
												266	A	Sacramento St.	85 88	
												271	A	Long Beach St.	58 61	
												271	H	Long Beach St.	66 59	
												289	A	UC Santa Barbara	42 44	
												289	H	UC Santa Barbara	75 67	
												337	A	Seattle U	60 50	
LAST 12 Division I GAMES:																
				74	A	UC Davis	54 87	149	A	CSUN	52 68					
				149	H	CSUN	49 61	74	H	UC Davis	61 85					
				289	A	UC Santa Barbara	42 44	271	H	Long Beach St.	66 59					
				264	H	Cal St. Fullerton	69 58	187	A	Hawaii	52 70					
				158	H	UC Riverside	68 75	170	A	UC Irvine	57 73					
				158	A	UC Riverside	66 80	187	H	Hawaii	54 71					

Non-Div I Games: Academy of Art 87 65

Cal Poly

■ Loss,
 ■ Non-Conf,
 ■ S Site,
 ■ H Home
 ■ A Away
 N Neutral

Average RPI Win:	266	WON-LOST	WINNING	LAST 10	STRENGTH OF	OPP. STRENGTH	TEAM	ADJ.	CONF.	ADJ CONF.
Average RPI Loss:	173	RECORD	PCT. RANK	GAMES	SCHEDULE	OF SCHEDULE	RPI	RPI	RPI	RPI
DIV. I ONLY	13- 16	206	0- 1	324	242	264	264	20	20	
DIV. I NON-CONF.	7- 5	132	0- 0	322	291	230	230	20	20	
TOTALS	RPI 1-25	RPI 26-50	W-L RECORDS	RPI 51-100	RPI 101-999	RPI 150+				
13- 16	0- 0	0- 0	OVERALL	0- 2	13- 14	13- 10				
7- 7	0- 0	0- 0	HOME	0- 1	7- 6	7- 4				
6- 8	0- 0	0- 0	AWAY	0- 1	6- 7	6- 5				
0- 1	0- 0	0- 0	NEUTRAL	0- 0	0- 1	0- 1				
7- 5	0- 0	0- 0	NON-CONFERENCE	0- 0	7- 5	7- 3				
3- 3	0- 0	0- 0	HOME	0- 0	3- 3	3- 2				
4- 2	0- 0	0- 0	AWAY	0- 0	4- 2	4- 1				
0- 0	0- 0	0- 0	NEUTRAL	0- 0	0- 0	0- 0				
6- 11	0- 0	0- 0	CONFERENCE	0- 2	6- 9	6- 7				
4- 4	0- 0	0- 0	HOME	0- 1	4- 3	4- 2				
2- 6	0- 0	0- 0	AWAY	0- 1	2- 5	2- 4				
0- 1	0- 0	0- 0	NEUTRAL	0- 0	0- 1	0- 1				

RPI S	Opponent	Score	RPI S	Opponent	Score	RPI S	Opponent	Score	RPI S	Opponent	Score	Team's RPI: 264
						74	A UC Davis	51 75	101	H Pacific	64 72	
						74	H UC Davis	39 75	135	A Washington	74 83	
									149	A CSUN	44 74	
									149	H CSUN	64 73	
									158	A UC Riverside	59 62	
									158	H UC Riverside	67 75	
									164	H Santa Clara	60 64	
									170	A UC Irvine	61 65	
									170	H UC Irvine	67 58	
									187	A Hawaii	55 70	
									187	H Hawaii	72 68	
									190	A Portland	74 83	
									207	H San Diego St.	72 83	
									211	H Dartmouth	67 62	
									213	A California Baptist	79 65	
									252	A Columbia	61 58	
									271	A Long Beach St.	50 47	
									271	H Long Beach St.	53 59	
									271	N Long Beach St.	54 60	
									276	H CSU Bakersfield	64 56	
									289	A UC Santa Barbara	59 52	
									289	H UC Santa Barbara	74 62	
									293	H Utah Valley	56 55	
									317	A Cal Poly	58 69	
									317	H Cal Poly	78 64	
									337	A Seattle U	57 54	
LAST 12 Division I GAMES:												
			271	N Long Beach St.	54 60		289	H UC Santa Barbara	74 62			
			158	H UC Riverside	67 75		149	H CSUN	64 73			
			271	A Long Beach St.	50 47		170	A UC Irvine	61 65			
			187	A Hawaii	55 70		158	A UC Riverside	59 62			
			170	H UC Irvine	67 58		271	H Long Beach St.	53 59			
			317	A Cal Poly	58 69		149	A CSUN	44 74			

Non-Div I Games: Antelope Valley 77 65

Cal St. Fullerton

■ Loss,
 ■ Non-Conf,
 ■ S Site,
 ■ Home
 ■ Away
 N Neutral

RPI	S	Opponent	Score
347	A	Saint Peter's	69 45

Cal St. Fullerton

t
o
n

C
a
l
S
t
.
F
u
l
l
e
r
t
o
n

C
a
l
S
t
.
F
u
l
l
e
r
t
o
n

California

Through Games Of March 15, 2019

Average RPI Win:	126	WON-LOST	WINNING	LAST 10	STRENGTH OF	OPP. STRENGTH	TEAM	ADJ.	CONF.	ADJ CONF.
Average RPI Loss:	37	RECORD	PCT. RANK	GAMES	SCHEDULE	OF SCHEDULE	RPI	RPI	RPI	RPI
DIV. I ONLY	19- 12	109	1- 0	32	3	41	41	2	2	
DIV. I NON-CONF.	9- 2	43	0- 0	74	25	28	28	2	2	
TOTALS	RPI 1-25	RPI 26-50	W-L RECORDS	RPI 51-100	RPI 101-999	RPI 150+				
19- 12	3- 6	1- 2	OVERALL	2- 4	13- 0	7- 0				
9- 5	2- 3	0- 1	HOME	2- 1	5- 0	2- 0				
7- 6	1- 2	1- 1	AWAY	0- 3	5- 0	3- 0				
3- 1	0- 1	0- 0	NEUTRAL	0- 0	3- 0	2- 0				
9- 2	1- 1	1- 0	NON-CONFERENCE	0- 1	7- 0	3- 0				
3- 2	0- 1	0- 0	HOME	0- 1	3- 0	1- 0				
4- 0	1- 0	1- 0	AWAY	0- 0	2- 0	1- 0				
2- 0	0- 0	0- 0	NEUTRAL	0- 0	2- 0	1- 0				
10- 10	2- 5	0- 2	CONFERENCE	2- 3	6- 0	4- 0				
6- 3	2- 2	0- 1	HOME	2- 0	2- 0	1- 0				
3- 6	0- 2	0- 1	AWAY	0- 3	3- 0	2- 0				
1- 1	0- 1	0- 0	NEUTRAL	0- 0	1- 0	1- 0				

RPI S Opponent Score	RPI S Opponent Score	Team's RPI: 41	RPI S Opponent Score	RPI S Opponent Score	RPI S Opponent Score
4 A Stanford 50 75	35 A UCLA 74 80		53 A Southern California 76 86	101 N Pacific 81 69	
4 H Stanford 81 80	35 H UCLA 79 84		53 H Southern California 66 59	110 H Houston 80 79	
4 N Stanford 54 72	49 A Saint Mary's (CA) 81 78		80 A Arizona 55 60	135 A Washington 71 65	
5 H Oregon 82 105			80 H Arizona 82 76	135 H Washington 79 70	
6 H UConn 66 76			88 H Harvard 79 85	145 A Penn St. 75 58	
23 A Arizona St. 61 62			91 A Utah 74 87	149 H CSUN 67 42	
23 H Arizona St. 69 60				157 A Washington St. 80 58	
24 H Oregon St. 74 82				157 H Washington St. 77 63	
25 A BYU 70 52				157 N Washington St. 77 58	
				169 N Tulane 65 57	
				178 A Colorado 80 60	
				275 A San Diego 70 53	
				289 H UC Santa Barbara 69 45	
LAST 12 Division I GAMES:					
157 N Washington St. 77 58	35 A UCLA 74 80		53 A Southern California 76 86		
4 N Stanford 54 72	24 H Oregon St. 74 82		5 H Oregon 82 105		
157 A Washington St. 80 58	4 A Stanford 50 75		4 H Stanford 81 80		
135 A Washington 71 65					
80 H Arizona 82 76					
23 H Arizona St. 69 60					

Non-Div I Games:

California

Loss, Non-Conf, S Site, H Home A Away N Neutral

Average RPI Win:	286	WON-LOST	WINNING	LAST 10	STRENGTH OF	OPP. STRENGTH	TEAM	ADJ.	CONF.	ADJ CONF.
Average RPI Loss:	184	RECORD	PCT. RANK	GAMES	SCHEDULE	OF SCHEDULE	RPI	RPI	RPI	RPI
DIV. I ONLY	14- 11	140	0- 1	316	324	213	213	30	30	
DIV. I NON-CONF.	3- 6	241	0- 0	205	244	234	234	30	30	
TOTALS	RPI 1-25	RPI 26-50	W-L RECORDS	RPI 51-100	RPI 101-999	RPI 150+				
14- 11	0- 1	0- 0	OVERALL	0- 0	14- 10	14- 6				
7- 4	0- 0	0- 0	HOME	0- 0	7- 4	7- 2				
7- 6	0- 0	0- 0	AWAY	0- 0	7- 6	7- 4				
0- 1	0- 1	0- 0	NEUTRAL	0- 0	0- 0	0- 0				
3- 6	0- 1	0- 0	NON-CONFERENCE	0- 0	3- 5	3- 3				
1- 2	0- 0	0- 0	HOME	0- 0	1- 2	1- 1				
2- 3	0- 0	0- 0	AWAY	0- 0	2- 3	2- 2				
0- 1	0- 1	0- 0	NEUTRAL	0- 0	0- 0	0- 0				
11- 5	0- 0	0- 0	CONFERENCE	0- 0	11- 5	11- 3				
6- 2	0- 0	0- 0	HOME	0- 0	6- 2	6- 1				
5- 3	0- 0	0- 0	AWAY	0- 0	5- 3	5- 2				
0- 0	0- 0	0- 0	NEUTRAL	0- 0	0- 0	0- 0				

RPI 1-25				RPI 26-50				RPI 51-100				RPI 101+ Team's RPI: 213			
RPI	S	Opponent	Score	RPI	S	Opponent	Score	RPI	S	Opponent	Score	RPI	S	Opponent	Score
25	N	BYU	69 76									109	H	Idaho St.	57 72
												130	A	New Mexico St.	69 76
												130	H	New Mexico St.	64 92
												149	A	CSUN	67 73
												158	H	UC Riverside	65 57
												207	A	San Diego St.	67 83
												214	A	UTRGV	56 60
												214	H	UTRGV	66 63
												222	A	Northern Ariz.	88 91
												228	A	UMKC	95 92
												228	H	UMKC	74 78
												264	H	Cal St. Fullerton	65 79
												271	A	Long Beach St.	85 83
												276	A	CSU Bakersfield	68 45
												276	H	CSU Bakersfield	67 43
												289	A	UC Santa Barbara	76 64
												293	A	Utah Valley	92 74
												293	H	Utah Valley	83 54
												337	A	Seattle U	86 64
												337	H	Seattle U	100 83
												342	A	Grand Canyon	71 75
												342	H	Grand Canyon	93 50
												348	A	Chicago St.	93 67
												348	H	Chicago St.	89 52
LAST 12 Division I GAMES:															
				130	H	New Mexico St.	64 92					228	A	UMKC	95 92
				214	H	UTRGV	66 63					348	A	Chicago St.	93 67
				293	A	Utah Valley	92 74					337	H	Seattle U	100 83
				337	A	Seattle U	86 64					293	H	Utah Valley	83 54
				276	H	CSU Bakersfield	67 43					342	A	Grand Canyon	71 75
				342	H	Grand Canyon	93 50					276	A	CSU Bakersfield	68 45

Non-Div I Games: La Sierra 91 44 Notre Dame de Namur 80 47 Westcliff 133 43 Fresno Pacific 93 71
California Baptist

Average RPI Win: 289	WON-LOST	WINNING	LAST 10	STRENGTH OF	OPP. STRENGTH	TEAM	ADJ.	CONF.	ADJ CONF.
Average RPI Loss: 162	RECORD	PCT. RANK	GAMES	SCHEDULE	OF SCHEDULE	RPI	RPI	RPI	RPI
DIV. I ONLY	19- 11	100	1- 0	326	308	199	199	27	27
DIV. I NON-CONF.	6- 3	91	0- 0	337	326	232	232	29	29
TOTALS	RPI 1-25	RPI 26-50	W-L RECORDS	RPI 51-100	RPI 101-999	RPI 150+			
19- 11	0- 0	0- 0	OVERALL	0- 2	19- 9	19- 5			
8- 6	0- 0	0- 0	HOME	0- 1	8- 5	8- 3			
8- 5	0- 0	0- 0	AWAY	0- 1	8- 4	8- 2			
3- 0	0- 0	0- 0	NEUTRAL	0- 0	3- 0	3- 0			
6- 3	0- 0	0- 0	NON-CONFERENCE	0- 0	6- 3	6- 1			
2- 2	0- 0	0- 0	HOME	0- 0	2- 2	2- 1			
3- 1	0- 0	0- 0	AWAY	0- 0	3- 1	3- 0			
1- 0	0- 0	0- 0	NEUTRAL	0- 0	1- 0	1- 0			
13- 8	0- 0	0- 0	CONFERENCE	0- 2	13- 6	13- 4			
6- 4	0- 0	0- 0	HOME	0- 1	6- 3	6- 2			
5- 4	0- 0	0- 0	AWAY	0- 1	5- 3	5- 2			
2- 0	0- 0	0- 0	NEUTRAL	0- 0	2- 0	2- 0			

RPI S	Opponent	Score	RPI S	Opponent	Score	RPI S	Opponent	Score	RPI S	Opponent	Score	Team's RPI: 199
						82	A Radford	57 61	108	H Old Dominion	59 83	
						82	H Radford	52 56	113	A High Point	60 65	
									113	H High Point	69 70	
									133	A Boston College	56 76	
									174	A UNC Asheville	52 60	
									174	H UNC Asheville	49 48	
									201	A Hampton	50 61	
									201	H Hampton	52 46	
									201 N	Hampton	85 63	
									229	H Howard	64 69	
									243	A Gardner-Webb	69 63	
									243	H Gardner-Webb	38 52	
									250	A Norfolk St.	57 49	
									280	A Charleston So.	60 58	
									280	H Charleston So.	52 51	
									280 N	Charleston So.	55 44	
									296	H Col. of Charleston	66 65	
									306	A Winthrop	76 67	
									306	H Winthrop	46 59	
									309	H UNC Greensboro	53 49	
									315	H Presbyterian	51 46	
									321	A FIU	59 54	
									326 N	Omaha	65 52	
									338	A Longwood	66 60	
									338	H Longwood	54 49	
									341	A Western Caro.	63 37	
LAST 12 Division I GAMES:												
			338	H Longwood	54 49		306	A Winthrop	76 67			
			201 N	Hampton	85 63		82	A Radford	57 61			
			280 N	Charleston So.	55 44		280	H Charleston So.	52 51			
			321	A FIU	59 54		243	A Gardner-Webb	69 63			
			113	H High Point	69 70		201	A Hampton	50 61			
			343	A USC Upstate	59 49		174	H UNC Asheville	49 48			

Non-Div I Games: William Peace 65 36 Columbia (SC) 93 46

Campbell

Loss, Non-Conf, S Site, H Home A Away N Neutral

RPI	S	Opponent	Score	
343	A	USC Upstate	59	49
343	H	USC Upstate	61	41

C
a
m
p
b
e
l
l

C
a
m
p
b
e
l
l

Campbell

C
a
n
i
s
i
u
s

C
a
n
i
s
i
u
s

Canisius

Page 49

Central Ark.

Through Games Of March 15, 2019

Average RPI Win:	301	WON-LOST	WINNING	LAST 10	STRENGTH OF	OPP. STRENGTH	TEAM	ADJ.	CONF.	ADJ CONF.
Average RPI Loss:	151	RECORD	PCT. RANK	GAMES	SCHEDULE	OF SCHEDULE	RPI	RPI	RPI	RPI
DIV. I ONLY	8- 18	272	1- 0	221	286	277	277	25	25	
DIV. I NON-CONF.	1- 5	311	0- 0	163	89	249	249	22	22	
TOTALS	RPI 1-25	RPI 26-50	W-L RECORDS	RPI 51-100	RPI 101-999	RPI 150+				
8- 18	0- 1	0- 1	OVERALL	0- 4	8- 12	8- 9				
4- 6	0- 0	0- 0	HOME	0- 2	4- 4	4- 3				
3- 11	0- 1	0- 1	AWAY	0- 2	3- 7	3- 6				
1- 1	0- 0	0- 0	NEUTRAL	0- 0	1- 1	1- 0				
1- 5	0- 1	0- 1	NON-CONFERENCE	0- 1	1- 2	1- 2				
0- 1	0- 0	0- 0	HOME	0- 1	0- 0	0- 0				
1- 4	0- 1	0- 1	AWAY	0- 0	1- 2	1- 2				
0- 0	0- 0	0- 0	NEUTRAL	0- 0	0- 0	0- 0				
7- 13	0- 0	0- 0	CONFERENCE	0- 3	7- 10	7- 7				
4- 5	0- 0	0- 0	HOME	0- 1	4- 4	4- 3				
2- 7	0- 0	0- 0	AWAY	0- 2	2- 5	2- 4				
1- 1	0- 0	0- 0	NEUTRAL	0- 0	1- 1	1- 0				

RPI 1-25				RPI 26-50				RPI 51-100				RPI 101+ Team's RPI: 277			
RPI	S	Opponent	Score	RPI	S	Opponent	Score	RPI	S	Opponent	Score	RPI	S	Opponent	Score
16	A	Texas A&M	27 84	32	A	Kansas St.	54 70	51	A	Lamar University	37 57	142	A	Abilene Christian	70 77
								64	A	SFA	43 79	142	H	Abilene Christian	65 67
								64	H	SFA	53 59	142	N	Abilene Christian	54 82
								95	H	South Alabama	50 58	154	A	Oklahoma	52 65
												165	A	Nicholls St.	52 68
												165	H	Nicholls St.	60 64
												181	A	Sam Houston St.	62 66
												181	H	Sam Houston St.	59 71
												181	N	Sam Houston St.	76 71
												240	A	Jackson St.	56 65
												251	H	A&M-Corpus Christi	65 73
												288	A	New Orleans	62 60
												308	H	Incarinate Word	74 43
												312	H	McNeese	76 45
												316	A	Northwestern St.	74 78
												316	H	Northwestern St.	74 52
												323	A	Southeastern La.	53 62
												323	H	Southeastern La.	75 33
												332	A	Houston Baptist	77 58
												350	A	Alcorn	57 46
LAST 12 Division I GAMES:															
				181	N	Sam Houston St.	76 71	165	A	Nicholls St.	52 68				
				142	N	Abilene Christian	54 82	312	H	McNeese	76 45				
				316	A	Northwestern St.	74 78	332	A	Houston Baptist	77 58				
				181	H	Sam Houston St.	59 71	323	H	Southeastern La.	75 33				
				142	H	Abilene Christian	65 67	316	H	Northwestern St.	74 52				
				64	A	SFA	43 79	64	H	SFA	53 59				

Non-Div I Games: Central Baptist 55 34 Crowley's Ridge 91 33 Williams Baptist 70 35 Hendrix 72 40 Central Ark.

Loss, Non-Conf, S Site, H Home A Away N Neutral

GENERAL CONF. DATA				THROUGH GAMES OF MARCH 15, 1915						
Average RPI Win:	294	WON-LOST	WINNING	LAST 10	STRENGTH OF	OPP. STRENGTH	TEAM	ADJ.	CONF.	ADJ CONF.
Average RPI Loss:	210	RECORD	PCT. RANK	GAMES	SCHEDULE	OF SCHEDULE	RPI	RPI	RPI	RPI
DIV. I ONLY	7- 21	300	0- 1	304	327	328	328	31	31	
DIV. I NON-CONF.	3- 7	256	0- 0	186	207	237	237	31	31	

TOTALS	RPI 1-25	RPI 26-50		W-L RECORDS		RPI 51-100	RPI 101-999	RPI 150+		
7- 21	0- 0	0- 2		OVERALL		0- 0	7- 19	7- 16		
4- 9	0- 0	0- 1		HOME		0- 0	4- 8	4- 6		
3- 12	0- 0	0- 1		AWAY		0- 0	3- 11	3- 10		
0- 0	0- 0	0- 0		NEUTRAL		0- 0	0- 0	0- 0		
3- 7	0- 0	0- 2		NON-CONFERENCE		0- 0	3- 5	3- 2		
1- 3	0- 0	0- 1		HOME		0- 0	1- 2	1- 0		
2- 4	0- 0	0- 1		AWAY		0- 0	2- 3	2- 2		
0- 0	0- 0	0- 0		NEUTRAL		0- 0	0- 0	0- 0		
4- 14	0- 0	0- 0		CONFERENCE		0- 0	4- 14	4- 14		
3- 6	0- 0	0- 0		HOME		0- 0	3- 6	3- 6		
1- 8	0- 0	0- 0		AWAY		0- 0	1- 8	1- 8		
0- 0	0- 0	0- 0		NEUTRAL		0- 0	0- 0	0- 0		

[illegible]

Non-Div I Games:

Central Conn. St.

■ Loss, ■ Non-Conf, S Site, H Home A Away N Neutral

Average RPI Win:	150	WON-LOST	WINNING	LAST 10	STRENGTH OF	OPP. STRENGTH	TEAM	ADJ.	CONF.	ADJ CONF.
Average RPI Loss:	56	RECORD	PCT. RANK	GAMES	SCHEDULE	OF SCHEDULE	RPI	RPI	RPI	RPI
DIV. I ONLY	25- 7	36	1- 1	58	75	31	31	8	8	
DIV. I NON-CONF.	9- 3	62	0- 0	89	6	41	41	8	8	
TOTALS	RPI 1-25	RPI 26-50	W-L RECORDS	RPI 51-100	RPI 101-999	RPI 150+				
25- 7	2- 1	4- 4	OVERALL	4- 1	15- 1	13- 1				
10- 4	1- 1	1- 3	HOME	2- 0	6- 0	5- 0				
13- 1	1- 0	3- 0	AWAY	2- 1	7- 0	6- 0				
2- 2	0- 0	0- 1	NEUTRAL	0- 0	2- 1	2- 1				
9- 3	2- 1	1- 1	NON-CONFERENCE	2- 0	4- 1	4- 1				
3- 2	1- 1	0- 1	HOME	1- 0	1- 0	1- 0				
5- 0	1- 0	1- 0	AWAY	1- 0	2- 0	2- 0				
1- 1	0- 0	0- 0	NEUTRAL	0- 0	1- 1	1- 1				
16- 4	0- 0	3- 3	CONFERENCE	2- 1	11- 0	9- 0				
7- 2	0- 0	1- 2	HOME	1- 0	5- 0	4- 0				
8- 1	0- 0	2- 0	AWAY	1- 1	5- 0	4- 0				
1- 1	0- 0	0- 1	NEUTRAL	0- 0	1- 0	1- 0				

RPI 1-25				RPI 26-50				Team's RPI: 31				RPI 51-100				RPI 101+			
RPI	S	Opponent	Score	RPI	S	Opponent	Score	RPI	S	Opponent	Score	RPI	S	Opponent	Score	RPI	S	Opponent	Score
3	H	Louisville	68 72	26	H	South Dakota St.	71 80	84	A	Kent St.	82 75	125	A	Northern Ill.	89 66				
15	H	UCF	75 68	29	A	Ohio	88 70	85	A	Toledo	59 62	125	H	Northern Ill.	76 52				
19	A	Miami (FL)	90 80	29	H	Ohio	75 78	85	H	Toledo	78 45	162	H	Akron	94 71				
				33	A	Buffalo	100 95	96	H	Western Ky.	108 90	168	N	Chattanooga	73 50				
				33	H	Buffalo	76 65	98	A	Virginia	74 61	169	N	Tulane	57 68				
				33	N	Buffalo	77 82					197	A	Eastern Mich.	87 60				
				39	A	Quinnipiac	67 52					197	H	Eastern Mich.	71 61				
				44	H	Miami (OH)	67 70					197	N	Eastern Mich.	88 80				
												210	A	Vanderbilt	66 57				
												218	A	Bowling Green	92 54				
												220	A	Ball St.	81 64				
												220	H	Ball St.	81 63				
												270	A	Western Mich.	87 53				
												270	H	Western Mich.	88 57				
												310	H	Oakland	104 61				
												324	A	Iona	82 39				
LAST 12 Division I GAMES:																			
		33	N	Buffalo			77	82			220	A	Ball St.			81	64		
		197	N	Eastern Mich.			88	80			125	H	Northern Ill.			76	52		
		220	H	Ball St.			81	63			33	A	Buffalo			100	95		
		85	H	Toledo			78	45			270	A	Western Mich.			87	53		
		270	H	Western Mich.			88	57			29	H	Ohio			75	78		
		197	A	Eastern Mich.			87	60			33	H	Buffalo			76	65		

Non-Div I Games:

Central Mich.

■ Loss,
■ Non-Conf, S Site,
■ Home
■ Away
N Neutral

Through Games Of March 15, 2019

RPI 1-25				RPI 26-50				RPI 51-100				RPI 101+				Team's RPI:				
RPI	S	Opponent	Score	RPI	S	Opponent	Score	RPI	S	Opponent	Score	RPI	S	Opponent	Score					
								82	H	Radford	41	67	111	A	Georgia	75	83			
													113	A	High Point	64	71			
													113	A	High Point	65	61			
													113	H	High Point	62	69			
													146	H	Tennessee Tech	55	77			
													151	H	Davidson	34	72			
													174	A	UNC Asheville	45	62			
													174	H	UNC Asheville	70	59			
													199	A	Campbell	51	52			
													199	H	Campbell	58	60			
													199	N	Campbell	44	55			
													201	A	Hampton	72	57			
													201	H	Hampton	66	74			
													212	A	Florida	60	70			
													233	H	Jacksonville	58	68			
													234	A	North Florida	76	82			
													243	A	Gardner-Webb	65	75			
													243	H	Gardner-Webb	66	58			
													296	A	Col. of Charleston	52	79			
													299	A	South Carolina St.	58	67			
LAST 12 Division I GAMES:																306	A	Winthrop	52	57
				343	H	USC Upstate	67	52		243	H	Gardner-Webb	66	58						
				113	A	High Point	65	61		199	A	Campbell	51	52						
				199	N	Campbell	44	55		201	A	Hampton	72	57						
				338	H	Longwood	79	67		113	H	High Point	62	69						
				306	H	Winthrop	67	57		343	H	USC Upstate	74	62						
				174	A	UNC Asheville	45	62		174	H	UNC Asheville	70	59						
													306	H	Winthrop	67	57			
													315	A	Presbyterian	63	55			
													338	A	Longwood	81	74			
													338	H	Longwood	79	67			
													343	A	USC Upstate	78	75			

Charleston So.

RPI	S	Opponent	Score	
343	H	USC Upstate	74	62
343	H	USC Upstate	67	52

Charleston So. .

C
h
a
r
l
e
s
t
o
n
S
o
.




C
h
a
r
l
e
s
t
o
n
S
o
.

Average RPI Win: 197	WON-LOST	WINNING	LAST 10	STRENGTH OF	OPP. STRENGTH	TEAM	ADJ.	CONF.	ADJ CONF.
Average RPI Loss: 126	RECORD	PCT. RANK	GAMES	SCHEDULE	OF SCHEDULE	RPI	RPI	RPI	RPI
DIV. I ONLY	18- 12	115	1- 0	86	194	105	105	14	14
DIV. I NON-CONF.	8- 4	91	0- 0	47	257	61	61	17	17
TOTALS	RPI 1-25	RPI 26-50	W-L RECORDS	RPI 51-100	RPI 101-999	RPI 150+			
18- 12	0- 0	0- 1	OVERALL	2- 5	16- 6	13- 4			
13- 2	0- 0	0- 0	HOME	2- 1	11- 1	10- 0			
3- 9	0- 0	0- 1	AWAY	0- 3	3- 5	1- 4			
2- 1	0- 0	0- 0	NEUTRAL	0- 1	2- 0	2- 0			
8- 4	0- 0	0- 0	NON-CONFERENCE	1- 2	7- 2	6- 0			
6- 1	0- 0	0- 0	HOME	1- 0	5- 1	5- 0			
1- 3	0- 0	0- 0	AWAY	0- 2	1- 1	0- 0			
1- 0	0- 0	0- 0	NEUTRAL	0- 0	1- 0	1- 0			
10- 8	0- 0	0- 1	CONFERENCE	1- 3	9- 4	7- 4			
7- 1	0- 0	0- 0	HOME	1- 1	6- 0	5- 0			
2- 6	0- 0	0- 1	AWAY	0- 1	2- 4	1- 4			
1- 1	0- 0	0- 0	NEUTRAL	0- 1	1- 0	1- 0			

RPI 1-25			RPI 26-50			RPI 51-100			RPI 101+			Team's RPI: 105			
RPI	S	Opponent	Score	RPI	S	Opponent	Score	RPI	S	Opponent	Score	RPI	S	Opponent	Score
				34	A	Rice	51 61	58	H	Wright St.	88 85	108	A	Old Dominion	60 53
								63	H	Middle Tenn.	55 62	108	H	Old Dominion	69 59
								81	A	Fordham	64 71	124	A	Lehigh	62 60
								96	A	Western Ky.	58 76	134	A	Mercer	40 57
								98	A	Virginia	61 65	148	H	Wake Forest	43 69
								99	H	UAB	60 56	151	H	Davidson	78 66
								99	N	UAB	55 70	172	A	Louisiana Tech	51 88
												172	N	Louisiana Tech	55 46
												174	H	UNC Asheville	70 53
												176	A	North Texas	63 68
												184	N	Liberty	63 61
												193	H	East Carolina	52 46
												195	A	Southern Miss.	54 65
												195	H	Southern Miss.	59 46
												208	H	Bethune-Cookman	73 69
												221	A	Marshall	62 63
												257	H	Wofford	85 63
												258	H	UTEP	62 39
												302	H	UTSA	66 54
												307	H	Fla. Atlantic	68 47
												321	A	FIU	62 53
												321	H	FIU	69 54
LAST 12 Division I GAMES:															
				172	N	Louisiana Tech	55 46	108	H	Old Dominion	69 59				
				99	N	UAB	55 70	99	H	UAB	60 56				
				124	A	Lehigh	62 60	63	H	Middle Tenn.	55 62				
				195	H	Southern Miss.	59 46	176	A	North Texas	63 68				
				321	A	FIU	62 53	34	A	Rice	51 61				
				108	A	Old Dominion	60 53	258	H	UTEP	62 39				

Non-Div I Games:

Charlotte

 Loss,
  Non-Conf, S Site,
  Home
  Away
 N Neutral

Chattanooga

Through Games Of March 15, 2019

Average RPI Win:	245	WON-LOST	WINNING	LAST 10	STRENGTH OF	OPP. STRENGTH	TEAM	ADJ.	CONF.	ADJ CONF.
Average RPI Loss:	115	RECORD	PCT. RANK	GAMES	SCHEDULE	OF SCHEDULE	RPI	RPI	RPI	RPI
DIV. I ONLY	13- 17	212	1- 1	77	232	168	168	28	28	
DIV. I NON-CONF.	4- 10	264	0- 0	2	51	84	84	25	25	
TOTALS	RPI 1-25	RPI 26-50	W-L RECORDS	RPI 51-100	RPI 101-999	RPI 150+				
13- 17	0- 3	0- 3	OVERALL	1- 2	12- 9	12- 5				
7- 6	0- 2	0- 2	HOME	0- 0	7- 2	7- 0				
3- 8	0- 1	0- 0	AWAY	0- 1	3- 6	3- 4				
3- 3	0- 0	0- 1	NEUTRAL	1- 1	2- 1	2- 1				
4- 10	0- 3	0- 3	NON-CONFERENCE	1- 2	3- 2	3- 0				
1- 5	0- 2	0- 2	HOME	0- 0	1- 1	1- 0				
1- 3	0- 1	0- 0	AWAY	0- 1	1- 1	1- 0				
2- 2	0- 0	0- 1	NEUTRAL	1- 1	1- 0	1- 0				
9- 7	0- 0	0- 0	CONFERENCE	0- 0	9- 7	9- 5				
6- 1	0- 0	0- 0	HOME	0- 0	6- 1	6- 0				
2- 5	0- 0	0- 0	AWAY	0- 0	2- 5	2- 4				
1- 1	0- 0	0- 0	NEUTRAL	0- 0	1- 1	1- 1				

RPI 1-25				RPI 26-50				RPI 51-100				RPI 101+ Team's RPI: 168			
RPI	S	Opponent	Score	RPI	S	Opponent	Score	RPI	S	Opponent	Score	RPI	S	Opponent	Score
3	H	Louisville	49 75	26	H	South Dakota St.	54 71	54	N	Maine	66 61	112	H	UT Martin	79 81
9	H	NC State	58 78	31	N	Central Mich.	50 73	63	N	Middle Tenn.	47 58	128	A	Northern Colo.	65 68
15	A	UCF	37 75	45	H	Belmont	51 67	73	A	Virginia Tech	59 74	134	A	Mercer	58 65
												134	H	Mercer	56 62
												183	N	Saint Louis	71 61
												184	H	Liberty	75 60
												191	A	Furman	54 61
												191	H	Furman	73 53
												191	N	Furman	67 73
												201	A	Hampton	58 50
												241	A	ETSU	54 64
												241	H	ETSU	76 67
												257	A	Wofford	60 64
												257	H	Wofford	89 82
												290	A	Samford	73 63
												290	H	Samford	61 56
												309	A	UNC Greensboro	49 53
												309	H	UNC Greensboro	64 54
												309	N	UNC Greensboro	72 62
												341	A	Western Caro.	65 50
												341	H	Western Caro.	72 58
LAST 12 Division I GAMES:															
		309 N UNC Greensboro	72 62			290 H Samford	61 56								
		191 N Furman	67 73			257 A Wofford	60 64								
		54 N Maine	66 61			191 A Furman	54 61								
		341 A Western Caro.	65 50			241 A ETSU	54 64								
		309 A UNC Greensboro	49 53			309 H UNC Greensboro	64 54								
		134 H Mercer	56 62			341 H Western Caro.	72 58								

Non-Div I Games: Lee 61 55

Chattanooga

Loss, Non-Conf, S Site, H Home A Away N Neutral

Average RPI Win:	340	WON-LOST	WINNING	LAST 10	STRENGTH OF	OPP. STRENGTH	TEAM	ADJ.	CONF.	ADJ CONF.
Average RPI Loss:	221	RECORD	PCT. RANK	GAMES	SCHEDULE	OF SCHEDULE	RPI	RPI	RPI	RPI
DIV. I ONLY	2- 28	350	0- 1	292	335	348	348	30	30	
DIV. I NON-CONF.	0- 13	336	0- 0	251	317	346	346	30	30	
TOTALS	RPI 1-25	RPI 26-50	W-L RECORDS	RPI 51-100	RPI 101-999	RPI 150+				
2- 28	0- 0	0- 0	OVERALL	0- 1	2- 27	2- 21				
2- 11	0- 0	0- 0	HOME	0- 1	2- 10	2- 9				
0- 15	0- 0	0- 0	AWAY	0- 0	0- 15	0- 11				
0- 2	0- 0	0- 0	NEUTRAL	0- 0	0- 2	0- 1				
0- 13	0- 0	0- 0	NON-CONFERENCE	0- 1	0- 12	0- 9				
0- 5	0- 0	0- 0	HOME	0- 1	0- 4	0- 4				
0- 7	0- 0	0- 0	AWAY	0- 0	0- 7	0- 4				
0- 1	0- 0	0- 0	NEUTRAL	0- 0	0- 1	0- 1				
2- 15	0- 0	0- 0	CONFERENCE	0- 0	2- 15	2- 12				
2- 6	0- 0	0- 0	HOME	0- 0	2- 6	2- 5				
0- 8	0- 0	0- 0	AWAY	0- 0	0- 8	0- 7				
0- 1	0- 0	0- 0	NEUTRAL	0- 0	0- 1	0- 0				

RPI 1-25				RPI 26-50				RPI 51-100				RPI 101+				Team's RPI: 348	
RPI	S	Opponent	Score	RPI	S	Opponent	Score	RPI	S	Opponent	Score	RPI	S	Opponent	Score		
								99	H	UAB	45	90	115	A	Northwestern	35	97
												125	A	Northern Ill.	52	114	
												129	A	Morehead St.	68	104	
												130	A	New Mexico St.	54	77	
												130	H	New Mexico St.	66	87	
												130	N	New Mexico St.	54	90	
												152	A	Bradley	59	89	
												185	A	Wisconsin	38	85	
												213	A	California Baptist	52	89	
												213	H	California Baptist	67	93	
												214	A	UTRGV	38	84	
												214	H	UTRGV	55	71	
												217	A	Xavier	57	91	
												228	A	UMKC	50	100	
												228	H	UMKC	58	111	
												238	H	SIUE	66	82	
												248	N	St. Francis Brooklyn	73	110	
												255	A	Loyola Chicago	40	76	
												276	A	CSU Bakersfield	47	80	
												276	H	CSU Bakersfield	56	67	
												282	H	Brown	65	90	
												293	A	Utah Valley	61	76	
												293	H	Utah Valley	65	70	
												303	H	Valparaiso	70	76	
												331	H	Evansville	58	67	
												337	A	Seattle U	54	90	
LAST 12 Division I GAMES:																	
				130	N	New Mexico St.	54	90				342	A	Grand Canyon	49	84	
				228	A	UMKC	50	100				276	A	CSU Bakersfield	47	80	
				130	A	New Mexico St.	54	77				213	H	California Baptist	67	93	
				214	A	UTRGV	38	84				130	H	New Mexico St.	66	87	
				337	H	Seattle U	64	61				214	H	UTRGV	55	71	
				293	H	Utah Valley	65	70				293	A	Utah Valley	61	76	

Non-Div I Games:

Chicago St.

■ Loss,
 ■ Non-Conf,
 ■ S Site,
 ■ H Home
 ■ A Away
 N Neutral

RPI	S	Opponent	Score	
337	H	Seattle U	64	61
342	A	Grand Canyon	49	84
342	H	Grand Canyon	50	48

C
h
i
c
a
g
o
s
t
.

C
h
i
c
a
g
o
s
t
.

Chicago St.

Average RPI Win:	193	WON-LOST	WINNING	LAST 10	STRENGTH OF	OPP. STRENGTH	TEAM	ADJ.	CONF.	ADJ CONF.
Average RPI Loss:	81	RECORD	PCT. RANK	GAMES	SCHEDULE	OF SCHEDULE	RPI	RPI	RPI	RPI
DIV. I ONLY	21- 10	73	1- 0	128	87	77	77	9	9	
DIV. I NON-CONF.	8- 5	119	0- 0	211	151	153	153	9	9	
TOTALS	RPI 1-25	RPI 26-50	W-L RECORDS	RPI 51-100	RPI 101-999	RPI 150+				
21- 10	0- 4	0- 1	OVERALL	1- 0	20- 5	16- 2				
14- 2	0- 1	0- 0	HOME	1- 0	13- 1	10- 0				
6- 7	0- 2	0- 1	AWAY	0- 0	6- 4	5- 2				
1- 1	0- 1	0- 0	NEUTRAL	0- 0	1- 0	1- 0				
8- 5	0- 0	0- 1	NON-CONFERENCE	1- 0	7- 4	6- 1				
7- 1	0- 0	0- 0	HOME	1- 0	6- 1	5- 0				
1- 4	0- 0	0- 1	AWAY	0- 0	1- 3	1- 1				
0- 0	0- 0	0- 0	NEUTRAL	0- 0	0- 0	0- 0				
13- 5	0- 4	0- 0	CONFERENCE	0- 0	13- 1	10- 1				
7- 1	0- 1	0- 0	HOME	0- 0	7- 0	5- 0				
5- 3	0- 2	0- 0	AWAY	0- 0	5- 1	4- 1				
1- 1	0- 1	0- 0	NEUTRAL	0- 0	1- 0	1- 0				

RPI 1-25				RPI 26-50				RPI 51-100 Team's RPI: 77				RPI 101+			
RPI	S	Opponent	Score	RPI	S	Opponent	Score	RPI	S	Opponent	Score	RPI	S	Opponent	Score
6	A	UConn	38 82	44	A	Miami (OH)	65 78	93	H	VCU	66 54	102	A	Ohio St.	56 69
6	H	UConn	55 65									108	H	Old Dominion	72 76
15	A	UCF	55 56									110	H	Houston	68 57
15	N	UCF	58 66									114	A	South Fla.	57 56
												114	H	South Fla.	57 43
												126	A	Pittsburgh	48 65
												137	H	Yale	66 52
												155	A	Tulsa	70 50
												155	H	Tulsa	74 47
												166	A	Temple	70 78
												166	H	Temple	72 52
												169	A	Tulane	80 65
												183	A	Saint Louis	51 50
												193	A	East Carolina	68 57
												217	H	Xavier	79 61
												220	A	Ball St.	63 75
												229	H	Howard	85 51
												231	H	SMU	69 57
												232	A	Memphis	89 69
												232	H	Memphis	80 56
												232	N	Memphis	68 48
												241	H	ETSU	77 64
												259	H	Wichita St.	82 54
												261	H	Austin Peay	69 48
												330	H	Lipscomb	71 55
LAST 12 Division I GAMES:															
232	N	Memphis	68 48	166	A	Temple	70 78								
15	N	UCF	58 66	232	A	Memphis	89 69								
169	A	Tulane	80 65	259	H	Wichita St.	82 54								
114	H	South Fla.	57 43	6	H	UConn	55 65								
193	A	East Carolina	68 57	114	A	South Fla.	57 56								
155	H	Tulsa	74 47	232	H	Memphis	80 56								

Non-Div I Games:

Cincinnati

■ Loss,
■ Non-Conf,
■ S Site,
■ H Home
■ A Away
N Neutral

Average RPI Win:	132	WON-LOST	WINNING	LAST 10	STRENGTH OF	OPP. STRENGTH	TEAM	ADJ.	CONF.	ADJ CONF.
Average RPI Loss:	50	RECORD	PCT. RANK	GAMES	SCHEDULE	OF SCHEDULE	RPI	RPI	RPI	RPI
DIV. I ONLY	19- 12	109	1- 0	29	20	50	50	1	1	
DIV. I NON-CONF.	9- 4	85	0- 0	173	116	117	117	1	1	
TOTALS	RPI 1-25	RPI 26-50	W-L RECORDS	RPI 51-100	RPI 101-999	RPI 150+				
19- 12	3- 6	1- 1	OVERALL	4- 3	11- 2	6- 2				
12- 5	1- 3	1- 1	HOME	3- 0	7- 1	5- 1				
5- 5	2- 2	0- 0	AWAY	0- 2	3- 1	0- 1				
2- 2	0- 1	0- 0	NEUTRAL	1- 1	1- 0	1- 0				
9- 4	0- 1	1- 0	NON-CONFERENCE	0- 1	8- 2	6- 2				
8- 1	0- 0	1- 0	HOME	0- 0	7- 1	5- 1				
0- 2	0- 1	0- 0	AWAY	0- 0	0- 1	0- 1				
1- 1	0- 0	0- 0	NEUTRAL	0- 1	1- 0	1- 0				
10- 8	3- 5	0- 1	CONFERENCE	4- 2	3- 0	0- 0				
4- 4	1- 3	0- 1	HOME	3- 0	0- 0	0- 0				
5- 3	2- 1	0- 0	AWAY	0- 2	3- 0	0- 0				
1- 1	0- 1	0- 0	NEUTRAL	1- 0	0- 0	0- 0				

RPI S	Opponent	Score	RPI S	Opponent	Score	RPI S	Opponent	Score	RPI S	Opponent	Score
1	H Notre Dame	63 101	37	H North Carolina	64 70	61	N Tennessee	66 78	113	H High Point	83 64
3	H Louisville	44 76	45	H Belmont	65 62	67	A Georgia Tech	53 75	126	A Pittsburgh	65 59
3	N Louisville	67 75				67	H Georgia Tech	71 61	127	H Appalachian St.	87 48
9	A NC State	51 54				73	H Virginia Tech	73 66	133	A Boston College	91 58
10	H Syracuse	75 84				73	N Virginia Tech	80 79	148	A Wake Forest	69 53
18	A South Carolina	57 69				78	A Duke	59 63	151	H Davidson	80 90
19	A Miami (FL)	76 67				98	H Virginia	71 65	154	N Oklahoma	74 62
21	A Florida St.	57 45							156	A Alabama	56 76
21	H Florida St.	73 68							221	H Marshall	68 54
									225	H Illinois	69 67
									257	H Wofford	85 77
									260	H Rhode Island	80 67
									330	H Lipscomb	68 26
LAST 12 Division I GAMES:											
73	N Virginia Tech	80 79	133	A Boston College	91 58						
3	N Louisville	67 75	21	H Florida St.	73 68						
154	N Oklahoma	74 62	37	H North Carolina	64 70						
78	A Duke	59 63	148	A Wake Forest	69 53						
73	H Virginia Tech	73 66	3	H Louisville	44 76						
67	A Georgia Tech	53 75	1	H Notre Dame	63 101						

Non-Div I Games:

Clemson

■ Loss,
 ■ Non-Conf, S Site,
 ■ Home
 ■ Away
 N Neutral

Average RPI Win:	293	WON-LOST	WINNING	LAST 10	STRENGTH OF	OPP. STRENGTH	TEAM	ADJ.	CONF.	ADJ CONF.
Average RPI Loss:	141	RECORD	PCT. RANK	GAMES	SCHEDULE	OF SCHEDULE	RPI	RPI	RPI	RPI
DIV. I ONLY	8- 20	282	0- 1	230	221	284	284	21	21	
DIV. I NON-CONF.	1- 8	322	0- 0	145	222	306	306	19	19	
TOTALS	RPI 1-25	RPI 26-50	W-L RECORDS	RPI 51-100	RPI 101-999	RPI 150+				
8- 20	0- 0	0- 1	OVERALL	0- 6	8- 13	7- 9				
5- 7	0- 0	0- 0	HOME	0- 3	5- 4	4- 2				
3- 12	0- 0	0- 1	AWAY	0- 3	3- 8	3- 6				
0- 1	0- 0	0- 0	NEUTRAL	0- 0	0- 1	0- 1				
1- 8	0- 0	0- 1	NON-CONFERENCE	0- 1	1- 6	0- 6				
1- 2	0- 0	0- 0	HOME	0- 1	1- 1	0- 1				
0- 5	0- 0	0- 1	AWAY	0- 0	0- 4	0- 4				
0- 1	0- 0	0- 0	NEUTRAL	0- 0	0- 1	0- 1				
7- 12	0- 0	0- 0	CONFERENCE	0- 5	7- 7	7- 3				
4- 5	0- 0	0- 0	HOME	0- 2	4- 3	4- 1				
3- 7	0- 0	0- 0	AWAY	0- 3	3- 4	3- 2				
0- 0	0- 0	0- 0	NEUTRAL	0- 0	0- 0	0- 0				

RPI S	Opponent	Score	RPI S	Opponent	Score	RPI S	Opponent	Score	RPI S	Opponent	Score	Team's RPI: 284
29	A Ohio	54 72	58	A Wright St.	52 78	121	A Youngstown St.	55 73				
			58	H Wright St.	65 70	121	H Youngstown St.	61 74				
			68	A Green Bay	30 73	131	H Illinois St.	67 63				
			68	A Green Bay	53 62	132	A IUPUI	36 64				
			68	H Green Bay	63 76	132	H IUPUI	50 75				
			85	H Toledo	60 65	152	H Bradley	65 67				
						169	N Tulane	72 81				
						197	A Eastern Mich.	63 69				
						198	A Milwaukee	53 59				
						198	H Milwaukee	60 78				
						220	A Ball St.	62 67				
						221	A Marshall	64 86				
						244	A Northern Ky.	55 74				
						244	H Northern Ky.	76 47				
						275	A San Diego	82 83				
						310	A Oakland	64 62				
						310	H Oakland	98 90				
						336	A Detroit Mercy	67 49				
						336	H Detroit Mercy	67 51				
						339	A UIC	74 48				
						339	H UIC	71 53				
LAST 12 Division I GAMES:												
68	A Green Bay	30 73	132	A IUPUI	36 64							
121	H Youngstown St.	61 74	339	A UIC	74 48							
244	A Northern Ky.	55 74	310	H Oakland	98 90							
58	A Wright St.	52 78	336	H Detroit Mercy	67 51							
68	H Green Bay	63 76	121	A Youngstown St.	55 73							
198	H Milwaukee	60 78	58	H Wright St.	65 70							

Non-Div I Games: Lake Erie 79 49 Salem (WV) 113 81

Cleveland St.

■ Loss,
 ■ Non-Conf,
 ■ S Site,
 ■ Home
 ■ A Away
 N Neutral

Coastal Caro.

Through Games Of March 15, 2019

Average RPI Win:	245	WON-LOST	WINNING	LAST 10	STRENGTH OF	OPP. STRENGTH	TEAM	ADJ.	CONF.	ADJ CONF.
Average RPI Loss:	111	RECORD	PCT. RANK	GAMES	SCHEDULE	OF SCHEDULE	RPI	RPI	RPI	RPI
DIV. I ONLY	15- 14	157	1- 0	200	187	179	179	12	12	
DIV. I NON-CONF.	6- 3	91	0- 0	283	300	171	171	14	14	
TOTALS	RPI 1-25	RPI 26-50	W-L RECORDS	RPI 51-100	RPI 101-999	RPI 150+				
15- 14	0- 0	0- 2	OVERALL	0- 7	15- 5	13- 3				
9- 5	0- 0	0- 0	HOME	0- 4	9- 1	8- 1				
6- 6	0- 0	0- 0	AWAY	0- 3	6- 3	5- 2				
0- 3	0- 0	0- 2	NEUTRAL	0- 0	0- 1	0- 0				
6- 3	0- 0	0- 2	NON-CONFERENCE	0- 0	6- 1	6- 1				
4- 0	0- 0	0- 0	HOME	0- 0	4- 0	4- 0				
2- 1	0- 0	0- 0	AWAY	0- 0	2- 1	2- 1				
0- 2	0- 0	0- 2	NEUTRAL	0- 0	0- 0	0- 0				
9- 11	0- 0	0- 0	CONFERENCE	0- 7	9- 4	7- 2				
5- 5	0- 0	0- 0	HOME	0- 4	5- 1	4- 1				
4- 5	0- 0	0- 0	AWAY	0- 3	4- 2	3- 1				
0- 1	0- 0	0- 0	NEUTRAL	0- 0	0- 1	0- 0				

RPI 1-25			RPI 26-50			RPI 51-100			RPI 101+			Team's RPI: 179			
RPI	S	Opponent	Score	RPI	S	Opponent	Score	RPI	S	Opponent	Score	RPI	S	Opponent	Score
34	N	Rice	52 56	69	H	Little Rock	47 60	127	A	Appalachian St.	53 67				
48	N	Auburn	78 84	76	A	UT Arlington	53 79	127	H	Appalachian St.	74 66				
				76	H	UT Arlington	64 67	127	N	Appalachian St.	42 78				
				90	A	Troy	76 89	144	A	Georgia St.	67 62				
				90	H	Troy	81 82	158	A	UC Riverside	43 62				
				95	A	South Alabama	50 67	163	A	Texas St.	58 73				
				95	H	South Alabama	78 88	163	H	Texas St.	77 70				
								189	H	Arkansas St.	63 49				
								189	H	Arkansas St.	88 72				
								218	H	Bowling Green	81 80				
								232	H	Memphis	90 71				
								268	A	Louisiana	76 58				
								268	H	Louisiana	67 62				
								287	A	Ga. Southern	76 73				
								299	H	South Carolina St.	57 44				
								300	A	La.-Monroe	79 54				
								300	H	La.-Monroe	57 60				
								309	A	UNC Greensboro	78 71				
								335	A	N.C. Central	89 66				
								341	H	Western Caro.	77 59				
LAST 12 Division I GAMES:															
189	H	Arkansas St.	63 49	144	A	Georgia St.	67 62								
127	N	Appalachian St.	42 78	287	A	Ga. Southern	76 73								
90	A	Troy	76 89	127	H	Appalachian St.	74 66								
95	A	South Alabama	50 67	163	H	Texas St.	77 70								
300	H	La.-Monroe	57 60	76	H	UT Arlington	64 67								
268	H	Louisiana	67 62	268	A	Louisiana	76 58								

Non-Div I Games: N.C. Wesleyan 126 65 Meredith 128 39

Coastal Caro.

Loss, Non-Conf, S Site, H Home A Away N Neutral

Average RPI Win:	244	WON-LOST	WINNING	LAST 10	STRENGTH OF	OPP. STRENGTH	TEAM	ADJ.	CONF.	ADJ CONF.
Average RPI Loss:	158	RECORD	PCT. RANK	GAMES	SCHEDULE	OF SCHEDULE	RPI	RPI	RPI	RPI
DIV. I ONLY	6- 23	318	0- 1	159	218	296	296	10	10	
DIV. I NON-CONF.	3- 7	256	0- 0	287	351	319	319	10	10	
TOTALS	RPI 1-25	RPI 26-50	W-L RECORDS	RPI 51-100	RPI 101-999	RPI 150+				
6- 23	0- 0	0- 2	OVERALL	0- 4	6- 17	6- 10				
4- 10	0- 0	0- 1	HOME	0- 2	4- 7	4- 4				
2- 12	0- 0	0- 1	AWAY	0- 2	2- 9	2- 5				
0- 1	0- 0	0- 0	NEUTRAL	0- 0	0- 1	0- 1				
3- 7	0- 0	0- 0	NON-CONFERENCE	0- 0	3- 7	3- 6				
2- 3	0- 0	0- 0	HOME	0- 0	2- 3	2- 3				
1- 4	0- 0	0- 0	AWAY	0- 0	1- 4	1- 3				
0- 0	0- 0	0- 0	NEUTRAL	0- 0	0- 0	0- 0				
3- 16	0- 0	0- 2	CONFERENCE	0- 4	3- 10	3- 4				
2- 7	0- 0	0- 1	HOME	0- 2	2- 4	2- 1				
1- 8	0- 0	0- 1	AWAY	0- 2	1- 5	1- 2				
0- 1	0- 0	0- 0	NEUTRAL	0- 0	0- 1	0- 1				

RPI 1-25				RPI 26-50				RPI 51-100				RPI 101+				Team's RPI: 296	
RPI	S	Opponent	Score	RPI	S	Opponent	Score	RPI	S	Opponent	Score	RPI	S	Opponent	Score		
				36	A	James Madison	35 76	55	A	Drexel	53 76	122	A	Towson	61 87		
				36	H	James Madison	50 91	55	H	Drexel	42 65	122	H	Towson	61 77		
								97	A	Northeastern	69 81	123	A	UNCW	49 71		
								97	H	Northeastern	56 87	123	H	UNCW	62 66		
												127	A	Appalachian St.	66 80		
												138	A	Delaware	50 74		
												138	H	Delaware	60 72		
												161	A	William & Mary	66 54		
												161	H	William & Mary	79 77		
												161	N	William & Mary	41 61		
												191	H	Furman	67 70		
												199	A	Campbell	65 66		
												227	A	George Mason	52 66		
												230	A	Hofstra	49 68		
												230	H	Hofstra	70 62		
												239	A	Elon	68 76		
												239	H	Elon	52 72		
												257	A	Wofford	58 78		
												280	H	Charleston So.	79 52		
												299	H	South Carolina St.	75 51		
												306	H	Winthrop	64 71		
												315	H	Presbyterian	65 71		
												330	A	Lipscomb	65 63		
LAST 12 Division I GAMES:																	
				161	N	William & Mary	41 61	122	A	Towson	61 87						
				123	H	UNCW	62 66	36	A	James Madison	35 76						
				97	A	Northeastern	69 81	239	H	Elon	52 72						
				230	A	Hofstra	49 68	161	H	William & Mary	79 77						
				55	H	Drexel	42 65	230	H	Hofstra	70 62						
				138	H	Delaware	60 72	97	H	Northeastern	56 87						

Non-Div I Games: North Greenville 95 62

Col. of Charleston

■ Loss,
 ■ Non-Conf, S Site,
 ■ Home
 ■ Away
 N Neutral

Average RPI Win:	276	WON-LOST	WINNING	LAST 10	STRENGTH OF	OPP. STRENGTH	TEAM	ADJ.	CONF.	ADJ CONF.
Average RPI Loss:	166	RECORD	PCT. RANK	GAMES	SCHEDULE	OF SCHEDULE	RPI	RPI	RPI	RPI
DIV. I ONLY	12- 17	222	0- 1	267	268	249	249	18	18	
DIV. I NON-CONF.	4- 6	212	0- 0	331	340	304	304	21	21	
TOTALS	RPI 1-25	RPI 26-50	W-L RECORDS	RPI 51-100	RPI 101-999	RPI 150+				
12- 17	0- 0	0- 2	OVERALL	0- 2	12- 13	12- 8				
6- 7	0- 0	0- 1	HOME	0- 1	6- 5	6- 4				
6- 10	0- 0	0- 1	AWAY	0- 1	6- 8	6- 4				
0- 0	0- 0	0- 0	NEUTRAL	0- 0	0- 0	0- 0				
4- 6	0- 0	0- 0	NON-CONFERENCE	0- 0	4- 6	4- 4				
3- 1	0- 0	0- 0	HOME	0- 0	3- 1	3- 1				
1- 5	0- 0	0- 0	AWAY	0- 0	1- 5	1- 3				
0- 0	0- 0	0- 0	NEUTRAL	0- 0	0- 0	0- 0				
8- 11	0- 0	0- 2	CONFERENCE	0- 2	8- 7	8- 4				
3- 6	0- 0	0- 1	HOME	0- 1	3- 4	3- 3				
5- 5	0- 0	0- 1	AWAY	0- 1	5- 3	5- 1				
0- 0	0- 0	0- 0	NEUTRAL	0- 0	0- 0	0- 0				

RPI S	Opponent	Score	RPI S	Opponent	Score	RPI S	Opponent	Score	RPI S	Opponent	Score	Team's RPI: 249
42	A Bucknell	58 76	42	H Bucknell	62 90	72	A American	57 76	118	A Dayton	58 67	
									124	A Lehigh	68 78	
									124	A Lehigh	58 86	
									124	H Lehigh	63 75	
									137	A Yale	61 80	
									173	A Holy Cross	70 67	
									173	H Holy Cross	67 80	
									175	A Boston U.	81 72	
									175	H Boston U.	53 61	
									227	A George Mason	61 64	
									252	H Columbia	84 71	
									256	A Navy	52 67	
									256	H Navy	49 62	
									267	A Loyola Maryland	58 47	
									267	H Loyola Maryland	73 64	
									274	A Niagara	69 74	
									278	A Siena	53 55	
									286	H Canisius	67 53	
									291	A Army West Point	70 58	
									291	H Army West Point	85 80	
									320	A Lafayette	77 67	
									320	H Lafayette	60 49	
									325	H NJIT	53 71	
									327	A UMass Lowell	61 52	
									344	H Fairleigh Dickinson	71 52	
LAST 12 Division I GAMES:												
124	A Lehigh	68 78	42	A Bucknell	58 76							
320	A Lafayette	77 67	175	H Boston U.	53 61							
173	H Holy Cross	67 80	256	A Navy	52 67							
291	H Army West Point	85 80	72	H American	66 71							
267	A Loyola Maryland	58 47	291	A Army West Point	70 58							
124	H Lehigh	63 75	267	H Loyola Maryland	73 64							

Non-Div I Games:

Colgate

■ Loss,
 ■ Non-Conf, S Site,
 ■ Home
 ■ Away
 N Neutral

Average RPI Win:	184	WON-LOST	WINNING	LAST 10	STRENGTH OF	OPP. STRENGTH	TEAM	ADJ.	CONF.	ADJ CONF.
Average RPI Loss:	59	RECORD	PCT. RANK	GAMES	SCHEDULE	OF SCHEDULE	RPI	RPI	RPI	RPI
DIV. I ONLY	12- 18	227	0- 1	89	26	178	178	2	2	
DIV. I NON-CONF.	10- 1	17	0- 0	215	170	44	44	2	2	
TOTALS	RPI 1-25	RPI 26-50	W-L RECORDS	RPI 51-100	RPI 101-999	RPI 150+				
12- 18	0- 7	1- 3	OVERALL	2- 5	9- 3	8- 1				
10- 7	0- 2	1- 2	HOME	2- 2	7- 1	6- 0				
1- 10	0- 4	0- 1	AWAY	0- 3	1- 2	1- 1				
1- 1	0- 1	0- 0	NEUTRAL	0- 0	1- 0	1- 0				
10- 1	0- 1	1- 0	NON-CONFERENCE	1- 0	8- 0	7- 0				
8- 0	0- 0	1- 0	HOME	1- 0	6- 0	5- 0				
1- 1	0- 1	0- 0	AWAY	0- 0	1- 0	1- 0				
1- 0	0- 0	0- 0	NEUTRAL	0- 0	1- 0	1- 0				
2- 17	0- 6	0- 3	CONFERENCE	1- 5	1- 3	1- 1				
2- 7	0- 2	0- 2	HOME	1- 2	1- 1	1- 0				
0- 9	0- 3	0- 1	AWAY	0- 3	0- 2	0- 1				
0- 1	0- 1	0- 0	NEUTRAL	0- 0	0- 0	0- 0				

RPI S	Opponent	Score	RPI S	Opponent	Score	RPI S	Opponent	Score	RPI S	Opponent	Score	Team's RPI: 178
4	H Stanford	69 80	35	A UCLA	50 84	53	A Southern California	77 84	128	H Northern Colo.	77 69	
5	A Oregon	43 102	35	H UCLA	60 64	53	H Southern California	81 76	135	A Washington	58 68	
19	A Miami (FL)	58 73	37	H North Carolina	86 74	80	A Arizona	51 63	135	H Washington	46 60	
23	A Arizona St.	49 66	41	H California	60 80	80	H Arizona	67 69	157	A Washington St.	48 74	
23	H Arizona St.	70 76				91	A Utah	59 78	157	H Washington St.	72 61	
23	N Arizona St.	49 66				91	H Utah	61 76	180	N Utah St.	78 68	
24	A Oregon St.	65 89				100	H Pepperdine	80 65	188	H Prairie View	79 38	
									245	A Nevada	65 52	
									256	H Navy	59 43	
									281	H Colorado St.	59 40	
									290	H Samford	81 39	
									298	H San Jose St.	76 64	
LAST 12 Division I GAMES:												
23	N Arizona St.	49 66	23	A Arizona St.	49 66							
35	A UCLA	50 84	53	H Southern California	81 76							
53	A Southern California	77 84	35	H UCLA	60 64							
135	H Washington	46 60	5	A Oregon	43 102							
157	H Washington St.	72 61	24	A Oregon St.	65 89							
80	A Arizona	51 63	41	H California	60 80							

Non-Div I Games:

Colorado

■ Loss,
■ Non-Conf, S Site,
■ Home
■ Away
N Neutral

Average RPI Win: 220	WON-LOST	WINNING	LAST 10	STRENGTH OF	OPP. STRENGTH	TEAM	ADJ.	CONF.	ADJ CONF.
Average RPI Loss: 134	RECORD	PCT. RANK	GAMES	SCHEDULE	OF SCHEDULE	RPI	RPI	RPI	RPI
DIV. I ONLY	6- 22	311	0- 1	91	151	281	281	15	15
DIV. I NON-CONF.	4- 5	190	0- 0	37	147	155	155	12	12
TOTALS	RPI 1-25	RPI 26-50	W-L RECORDS	RPI 51-100	RPI 101-999	RPI 150+			
6- 22	0- 3	0- 2	OVERALL	0- 4	6- 13	6- 10			
6- 9	0- 1	0- 1	HOME	0- 2	6- 5	6- 3			
0- 12	0- 2	0- 1	AWAY	0- 2	0- 7	0- 6			
0- 1	0- 0	0- 0	NEUTRAL	0- 0	0- 1	0- 1			
4- 5	0- 3	0- 0	NON-CONFERENCE	0- 0	4- 2	4- 1			
4- 2	0- 1	0- 0	HOME	0- 0	4- 1	4- 0			
0- 3	0- 2	0- 0	AWAY	0- 0	0- 1	0- 1			
0- 0	0- 0	0- 0	NEUTRAL	0- 0	0- 0	0- 0			
2- 17	0- 0	0- 2	CONFERENCE	0- 4	2- 11	2- 9			
2- 7	0- 0	0- 1	HOME	0- 2	2- 4	2- 3			
0- 9	0- 0	0- 1	AWAY	0- 2	0- 6	0- 5			
0- 1	0- 0	0- 0	NEUTRAL	0- 0	0- 1	0- 1			

RPI 1-25				RPI 26-50				RPI 51-100				RPI 101+ Team's RPI: 281			
RPI	S	Opponent	Score	RPI	S	Opponent	Score	RPI	S	Opponent	Score	RPI	S	Opponent	Score
13	A	Gonzaga	39 50	38	A	Boise St.	57 70	56	A	New Mexico	58 70	119	A	Fresno St.	54 57
23	H	Arizona St.	39 70	38	H	Boise St.	63 72	56	H	New Mexico	56 79	119	H	Fresno St.	55 66
25	A	BYU	42 51					62	A	Wyoming	32 56	128	H	Northern Colo.	47 53
								62	H	Wyoming	49 60	167	H	Denver	84 79
												178	A	Colorado	40 59
												180	A	Utah St.	59 70
												180	H	Utah St.	53 72
												180	N	Utah St.	59 62
												195	H	Cornell	56 53
												203	A	UNLV	45 60
												203	H	UNLV	52 49
												207	A	San Diego St.	45 54
												222	H	Northern Ariz.	65 54
												234	H	North Florida	61 59
												245	A	Nevada	57 68
												245	H	Nevada	38 62
												297	A	Air Force	48 63
												297	H	Air Force	55 48
												298	H	San Jose St.	70 78
LAST 12 Division I GAMES:															
180	N	Utah St.	59 62	298	H	San Jose St.	70 78								
203	A	UNLV	45 60	207	A	San Diego St.	45 54								
180	A	Utah St.	59 70	62	H	Wyoming	49 60								
56	H	New Mexico	56 79	245	A	Nevada	57 68								
38	H	Boise St.	63 72	297	H	Air Force	55 48								
62	A	Wyoming	32 56	38	A	Boise St.	57 70								

Non-Div I Games: Chadron St. 91 38 Eastern N.M. 72 46

Colorado St.

■ Loss,
 ■ Non-Conf, S Site,
 ■ Home
 ■ Away
 N Neutral

0- 0			0- 0			NEUTRAL			0- 0			0- 0			0- 0		
RPI 1-25				RPI 26-50				RPI 51-100				RPI 101+				Team's RPI: 252	
RPI	S	Opponent	Score	RPI	S	Opponent	Score	RPI	S	Opponent	Score	RPI	S	Opponent	Score		
								52	A	Princeton	59 65	110	H	Houston	72 83		
								52	H	Princeton	64 79	133	A	Boston College	60 74		
								59	A	Penn	56 79	134	A	Mercer	72 68		
								59	H	Penn	60 72	137	A	Yale	61 69		
								81	A	Fordham	49 68	137	H	Yale	54 67		
								88	A	Harvard	56 69	195	A	Cornell	51 60		
								88	H	Harvard	75 65	195	H	Cornell	65 57		
												198	A	Milwaukee	65 78		
												201	H	Hampton	88 63		
												211	A	Dartmouth	48 60		
												211	H	Dartmouth	69 70		
												225	A	Illinois	69 76		
												230	A	Hofstra	65 63		
												235	A	Saint Joseph's	61 68		
												236	H	Albany (NY)	58 62		
												249	A	Colgate	71 84		
												264	H	Cal St. Fullerton	58 61		
												282	A	Brown	83 81		
												282	H	Brown	93 62		
												291	H	Army West Point	70 49		
LAST 12 Division I GAMES:																	
				88	A	Harvard	56 69	282	A	Brown	83 81						
				211	A	Dartmouth	48 60	137	A	Yale	61 69						
				137	H	Yale	54 67	211	H	Dartmouth	69 70						
				282	H	Brown	93 62	88	H	Harvard	75 65						
				52	A	Princeton	59 65	59	H	Penn	60 72						
				59	A	Penn	56 79	52	H	Princeton	64 79						

Page 67

Average RPI Win:	317	WON-LOST	WINNING	LAST 10	STRENGTH OF	OPP. STRENGTH	TEAM	ADJ.	CONF.	ADJ CONF.
Average RPI Loss:	198	RECORD	PCT. RANK	GAMES	SCHEDULE	OF SCHEDULE	RPI	RPI	RPI	RPI
DIV. I ONLY	5- 25	331	1- 0	206	336	313	313	32	32	
DIV. I NON-CONF.	0- 12	336	0- 0	15	162	242	242	32	32	
TOTALS	RPI 1-25	RPI 26-50	W-L RECORDS	RPI 51-100	RPI 101-999	RPI 150+				
5- 25	0- 2	0- 1	OVERALL	0- 4	5- 18	5- 16				
2- 7	0- 0	0- 0	HOME	0- 0	2- 7	2- 7				
2- 16	0- 2	0- 1	AWAY	0- 3	2- 10	2- 8				
1- 2	0- 0	0- 0	NEUTRAL	0- 1	1- 1	1- 1				
0- 12	0- 2	0- 1	NON-CONFERENCE	0- 4	0- 5	0- 3				
0- 1	0- 0	0- 0	HOME	0- 0	0- 1	0- 1				
0- 10	0- 2	0- 1	AWAY	0- 3	0- 4	0- 2				
0- 1	0- 0	0- 0	NEUTRAL	0- 1	0- 0	0- 0				
5- 13	0- 0	0- 0	CONFERENCE	0- 0	5- 13	5- 13				
2- 6	0- 0	0- 0	HOME	0- 0	2- 6	2- 6				
2- 6	0- 0	0- 0	AWAY	0- 0	2- 6	2- 6				
1- 1	0- 0	0- 0	NEUTRAL	0- 0	1- 1	1- 1				

RPI	S	Opponent	Score	RPI	S	Opponent	Score	RPI	S	Opponent	Score	RPI	S	Opponent	Score	Team's RPI: 313
8	A	Mississippi St.	38 110	29	A	Ohio	62 87	65	A	FGCU	61 93	106	A	Minnesota	52 84	
14	A	Maryland	36 93					79	A	West Virginia	37 78	108	A	Old Dominion	51 81	
								98	A	Virginia	41 55	202	A	N.C. A&T	42 66	
								99	N	UAB	61 86	205	A	UMES	54 74	
												208	H	Bethune-Cookman	65 71	
												208	N	Bethune-Cookman	49 55	
												221	A	Marshall	67 88	
												229	H	Howard	81 88	
												250	A	Norfolk St.	54 51	
												250	H	Norfolk St.	63 68	
												274	A	Niagara	69 71	
												299	A	South Carolina St.	55 60	
												299	H	South Carolina St.	59 75	
												305	H	UMBC	52 57	
												311	A	Morgan St.	47 70	
												311	H	Morgan St.	57 74	
												311	N	Morgan St.	50 48	
												335	A	N.C. Central	57 62	
												340	A	Delaware St.	71 57	
												340	H	Delaware St.	85 59	
												345	A	Savannah St.	57 68	
												345	H	Savannah St.	70 76	
												346	H	Florida A&M	73 53	
LAST 12 Division I GAMES:																
		311 N Morgan St.	50 48			205 A UMES	54 74									
		208 N Bethune-Cookman	49 55			299 A South Carolina St.	55 60									
		311 A Morgan St.	47 70			345 A Savannah St.	57 68									
		250 A Norfolk St.	54 51			311 H Morgan St.	57 74									
		340 H Delaware St.	85 59			208 H Bethune-Cookman	65 71									
		229 H Howard	81 88			346 H Florida A&M	73 53									

Non-Div I Games:

Coppin St.

■ Loss,
 ■ Non-Conf,
 ■ S Site,
 ■ Home
 ■ A Away
 N Neutral

Average RPI Win: 249	WON-LOST	WINNING	LAST 10	STRENGTH OF	OPP. STRENGTH	TEAM	ADJ.	CONF.	ADJ CONF.
Average RPI Loss: 136	RECORD	PCT. RANK	GAMES	SCHEDULE	OF SCHEDULE	RPI	RPI	RPI	RPI
DIV. I ONLY	12- 13	192	1- 0	228	198	195	195	11	11
DIV. I NON-CONF.	6- 5	143	0- 0	306	320	212	212	11	11
TOTALS	RPI 1-25	RPI 26-50	W-L RECORDS	RPI 51-100	RPI 101-999	RPI 150+			
12- 13	0- 0	0- 0	OVERALL	0- 6	12- 7	10- 4			
8- 4	0- 0	0- 0	HOME	0- 3	8- 1	7- 1			
4- 9	0- 0	0- 0	AWAY	0- 3	4- 6	3- 3			
0- 0	0- 0	0- 0	NEUTRAL	0- 0	0- 0	0- 0			
6- 5	0- 0	0- 0	NON-CONFERENCE	0- 0	6- 5	6- 2			
5- 0	0- 0	0- 0	HOME	0- 0	5- 0	5- 0			
1- 5	0- 0	0- 0	AWAY	0- 0	1- 5	1- 2			
0- 0	0- 0	0- 0	NEUTRAL	0- 0	0- 0	0- 0			
6- 8	0- 0	0- 0	CONFERENCE	0- 6	6- 2	4- 2			
3- 4	0- 0	0- 0	HOME	0- 3	3- 1	2- 1			
3- 4	0- 0	0- 0	AWAY	0- 3	3- 1	2- 1			
0- 0	0- 0	0- 0	NEUTRAL	0- 0	0- 0	0- 0			

RPI S	Opponent	Score	RPI S	Opponent	Score	RPI S	Opponent	Score	RPI S	Opponent	Score	Team's RPI: 195
						52	A Princeton	64 68	106	A Minnesota	45 65	
						52	H Princeton	46 75	124	A Lehigh	54 67	
						59	A Penn	58 69	137	A Yale	43 41	
						59	H Penn	46 59	137	H Yale	66 56	
						88	A Harvard	38 80	139	A Stony Brook	61 63	
						88	H Harvard	61 68	201	H Hampton	79 53	
									211	A Dartmouth	57 47	
									211	H Dartmouth	56 63	
									236	H Albany (NY)	48 34	
									252	A Columbia	57 65	
									252	H Columbia	60 51	
									254	A Binghamton	61 72	
									262	H St. Bonaventure	58 44	
									281	A Colorado St.	53 56	
									282	A Brown	65 53	
									282	H Brown	66 48	
									320	A Lafayette	62 59	
									327	H UMass Lowell	63 54	
									340	H Delaware St.	94 59	
LAST 12 Division I GAMES:												
211	A Dartmouth	57 47	137	A Yale	43 41							
88	A Harvard	38 80	282	A Brown	65 53							
282	H Brown	66 48	88	H Harvard	61 68							
137	H Yale	66 56	211	H Dartmouth	56 63							
59	A Penn	58 69	52	H Princeton	46 75							
52	A Princeton	64 68	59	H Penn	46 59							

Non-Div I Games:

Cornell

■ Loss,
 ■ Non-Conf,
 S Site,
 H Home
 A Away
 N Neutral

Creighton

Through Games Of March 15, 2019

Average RPI Win:	154	WON-LOST	WINNING	LAST 10	STRENGTH OF	OPP. STRENGTH	TEAM	ADJ.	CONF.	ADJ CONF.
Average RPI Loss:	59	RECORD	PCT. RANK	GAMES	SCHEDULE	OF SCHEDULE	RPI	RPI	RPI	RPI
DIV. I ONLY	15- 16	181	1- 0	37	57	92	92	6	6	
DIV. I NON-CONF.	6- 5	143	0- 0	100	47	100	100	4	4	
TOTALS	RPI 1-25	RPI 26-50	W-L RECORDS	RPI 51-100	RPI 101-999	RPI 150+				
15- 16	2- 5	0- 2	OVERALL	3- 6	10- 3	6- 0				
6- 7	1- 2	0- 1	HOME	2- 2	3- 2	2- 0				
6- 9	1- 3	0- 1	AWAY	0- 4	5- 1	3- 0				
3- 0	0- 0	0- 0	NEUTRAL	1- 0	2- 0	1- 0				
6- 5	0- 2	0- 2	NON-CONFERENCE	1- 1	5- 0	4- 0				
2- 2	0- 1	0- 1	HOME	1- 0	1- 0	1- 0				
2- 3	0- 1	0- 1	AWAY	0- 1	2- 0	2- 0				
2- 0	0- 0	0- 0	NEUTRAL	0- 0	2- 0	1- 0				
9- 11	2- 3	0- 0	CONFERENCE	2- 5	5- 3	2- 0				
4- 5	1- 1	0- 0	HOME	1- 2	2- 2	1- 0				
4- 6	1- 2	0- 0	AWAY	0- 3	3- 1	1- 0				
1- 0	0- 0	0- 0	NEUTRAL	1- 0	0- 0	0- 0				

RPI 1-25				RPI 26-50				RPI 51-100				RPI 101+			
RPI	S	Opponent	Score	RPI	S	Opponent	Score	RPI	S	Opponent	Score	RPI	S	Opponent	Score
12	A	Marquette	67 85	26	A	South Dakota St.	48 74	57	A	Villanova	62 67	114	N	South Fla.	83 76
12	H	Marquette	71 65	40	H	South Dakota	65 77	57	H	Villanova	52 54	116	A	St. John's (NY)	65 63
17	H	Drake	69 85					71	A	Georgetown	53 62	116	H	St. John's (NY)	45 51
20	A	DePaul	69 80					71	H	Georgetown	65 38	119	A	Providence	73 64
20	A	DePaul	85 82					75	A	Butler	46 66	119	H	Providence	63 77
20	H	DePaul	67 74					75	H	Butler	43 75	141	A	Seton Hall	75 82
21	A	Florida St.	52 71					75	N	Butler	60 51	141	H	Seton Hall	80 71
								83	A	UNI	55 65	210	N	Vanderbilt	75 55
								94	H	Nebraska	74 65	217	A	Xavier	53 52
												217	H	Xavier	66 62
												259	A	Wichita St.	83 71
												322	A	North Dakota St.	86 51
												326	H	Omaha	66 51
LAST 12 Division I GAMES:															
75	N	Butler	60 51	75	A	Butler	46 66								
20	A	DePaul	69 80	141	H	Seton Hall	80 71								
20	H	DePaul	67 74	116	H	St. John's (NY)	45 51								
12	H	Marquette	71 65	57	A	Villanova	62 67								
119	A	Providence	73 64	71	A	Georgetown	53 62								
217	A	Xavier	53 52	119	H	Providence	63 77								

Non-Div I Games:

Creighton

Loss, Non-Conf, S Site, H Home A Away N Neutral

Average RPI Win: 254	WON-LOST	WINNING	LAST 10	STRENGTH OF	OPP. STRENGTH	TEAM	ADJ.	CONF.	ADJ CONF.
Average RPI Loss: 128	RECORD	PCT. RANK	GAMES	SCHEDULE	OF SCHEDULE	RPI	RPI	RPI	RPI
DIV. I ONLY	13- 14	190	0- 1	262	158	211	211	11	11
DIV. I NON-CONF.	7- 6	153	0- 1	323	246	247	247	11	11
TOTALS	RPI 1-25	RPI 26-50	W-L RECORDS	RPI 51-100	RPI 101-999	RPI 150+			
13- 14	0- 0	0- 1	OVERALL	0- 7	13- 6	12- 4			
8- 5	0- 0	0- 1	HOME	0- 3	8- 1	7- 1			
5- 7	0- 0	0- 0	AWAY	0- 3	5- 4	5- 2			
0- 2	0- 0	0- 0	NEUTRAL	0- 1	0- 1	0- 1			
7- 6	0- 0	0- 1	NON-CONFERENCE	0- 1	7- 4	7- 3			
5- 1	0- 0	0- 1	HOME	0- 0	5- 0	5- 0			
2- 3	0- 0	0- 0	AWAY	0- 0	2- 3	2- 2			
0- 2	0- 0	0- 0	NEUTRAL	0- 1	0- 1	0- 1			
6- 8	0- 0	0- 0	CONFERENCE	0- 6	6- 2	5- 1			
3- 4	0- 0	0- 0	HOME	0- 3	3- 1	2- 1			
3- 4	0- 0	0- 0	AWAY	0- 3	3- 1	3- 0			
0- 0	0- 0	0- 0	NEUTRAL	0- 0	0- 0	0- 0			

RPI S	Opponent	Score	RPI S	Opponent	Score	RPI S	Opponent	Score	RPI S	Opponent	Score	Team's RPI: 211
			33 H	Buffalo	69 75	52 A	Princeton	47 64	133 A	Boston College	68 99	
						52 H	Princeton	75 82	137 A	Yale	49 64	
						59 A	Penn	52 56	137 H	Yale	56 54	
						59 H	Penn	44 60	175 H	Boston U.	64 44	
						63 N	Middle Tenn.	58 70	195 A	Cornell	63 56	
						88 A	Harvard	46 56	195 H	Cornell	47 57	
						88 H	Harvard	57 73	252 A	Columbia	70 69	
									252 H	Columbia	60 48	
									254 H	Binghamton	63 39	
									264 A	Cal St. Fullerton	62 67	
									267 H	Loyola Maryland	54 41	
									275 A	San Diego	76 78	
									279 A	Vermont	66 42	
									282 A	Brown	81 61	
									282 H	Brown	78 43	
									285 H	Fairfield	59 46	
									289 N	UC Santa Barbara	56 62	
									319 A	New Hampshire	62 42	
									327 H	UMass Lowell	70 54	
LAST 12 Division I GAMES:												
289 N	UC Santa Barbara	56 62	137 H	Yale	56 54							
195 H	Cornell	47 57	52 H	Princeton	75 82							
252 H	Columbia	60 48	59 H	Penn	44 60							
59 A	Penn	52 56	252 A	Columbia	70 69							
52 A	Princeton	47 64	195 A	Cornell	63 56							
282 H	Brown	78 43	137 A	Yale	49 64							

Non-Div I Games:

Dartmouth

■ Loss,
■ Non-Conf,
■ S Site,
■ H Home
■ A Away
N Neutral

RPI 1-25			
RPI	S	Opponent	Score
9	A	NC State	45 75
RPI 26-50			
RPI	S	Opponent	Score
50	A	Clemson	90 80
RPI 51-100			
RPI	S	Opponent	Score
52	A	Princeton	57 65
81	A	Fordham	60 56
81	H	Fordham	42 58
93	A	VCU	54 61
RPI 101+			
RPI	S	Opponent	Score
105	A	Charlotte	66 78
113	H	High Point	71 62
118	A	Dayton	69 83
118	N	Dayton	67 84
127	H	Appalachian St.	78 81
136	A	Duquesne	62 47
161	H	William & Mary	76 65
174	A	UNC Asheville	56 69
183	H	Saint Louis	60 57
204	A	Massachusetts	64 49
204	H	Massachusetts	58 70
219	A	George Washington	62 42
227	H	George Mason	67 59
235	A	Saint Joseph's	54 66
239	A	Elon	72 73
243	A	Gardner-Webb	49 54
260	A	Rhode Island	77 67
260	H	Rhode Island	58 64
262	H	St. Bonaventure	67 55
262	H	St. Bonaventure	74 49
272	H	Richmond	78 55
280	A	Charleston So.	72 34
283	H	La Salle	80 61
315	H	Presbyterian	83 56

Non-Div I Games:	Queens (NC)	80	47
------------------	-------------	----	----

Average RPI Win: 197	WON-LOST	WINNING	LAST 10	STRENGTH OF	OPP. STRENGTH	TEAM	ADJ.	CONF.	ADJ CONF.
Average RPI Loss: 103	RECORD	PCT. RANK	GAMES	SCHEDULE	OF SCHEDULE	RPI	RPI	RPI	RPI
DIV. I ONLY	17- 13	131	2- 0	100	127	118	118	17	17
DIV. I NON-CONF.	5- 6	177	0- 0	22	39	93	93	16	16
TOTALS	RPI 1-25	RPI 26-50	W-L RECORDS	RPI 51-100	RPI 101-999	RPI 150+			
17- 13	0- 2	1- 1	OVERALL	3- 6	13- 4	13- 3			
13- 1	0- 0	1- 0	HOME	2- 1	10- 0	10- 0			
2- 10	0- 2	0- 1	AWAY	0- 3	2- 4	2- 3			
2- 2	0- 0	0- 0	NEUTRAL	1- 2	1- 0	1- 0			
5- 6	0- 2	1- 1	NON-CONFERENCE	2- 3	2- 0	2- 0			
4- 1	0- 0	1- 0	HOME	1- 1	2- 0	2- 0			
0- 4	0- 2	0- 1	AWAY	0- 1	0- 0	0- 0			
1- 1	0- 0	0- 0	NEUTRAL	1- 1	0- 0	0- 0			
12- 7	0- 0	0- 0	CONFERENCE	1- 3	11- 4	11- 3			
9- 0	0- 0	0- 0	HOME	1- 0	8- 0	8- 0			
2- 6	0- 0	0- 0	AWAY	0- 2	2- 4	2- 3			
1- 1	0- 0	0- 0	NEUTRAL	0- 1	1- 0	1- 0			

RPI 1-25				RPI 26-50				RPI 51-100				RPI 101+ Team's RPI: 118			
RPI	S	Opponent	Score	RPI	S	Opponent	Score	RPI	S	Opponent	Score	RPI	S	Opponent	Score
14	A	Maryland	71 82	33	H	Buffalo	72 59	67	N	Georgia Tech	85 66	136	A	Duquesne	57 85
18	A	South Carolina	55 65	36	A	James Madison	55 68	68	A	Green Bay	35 51	151	H	Davidson	83 69
								73	N	Virginia Tech	57 69	151	N	Davidson	84 67
								81	A	Fordham	48 57	183	A	Saint Louis	65 68
								81	H	Fordham	72 50	183	H	Saint Louis	73 57
								85	H	Toledo	70 49	204	H	Massachusetts	75 47
								93	A	VCU	62 64	219	A	George Washington	45 46
								93	N	VCU	52 61	219	H	George Washington	62 53
								97	H	Northeastern	79 84	227	A	George Mason	51 54
												235	H	Saint Joseph's	72 65
												249	H	Colgate	67 58
												260	A	Rhode Island	74 62
												262	A	St. Bonaventure	62 49
												272	H	Richmond	71 50
												283	H	La Salle	65 38
												283	H	La Salle	84 45
												331	H	Evansville	69 30
LAST 12 Division I GAMES:															
283	H	La Salle	65 38	151	H	Davidson	83 69								
151	N	Davidson	84 67	219	H	George Washington	62 53								
93	N	VCU	52 61	93	A	VCU	62 64								
183	H	Saint Louis	73 57	136	A	Duquesne	57 85								
81	A	Fordham	48 57	272	H	Richmond	71 50								
227	A	George Mason	51 54	260	A	Rhode Island	74 62								

Non-Div I Games:

Dayton

Average RPI Win: 125	WON-LOST	WINNING	LAST 10	STRENGTH OF	OPP. STRENGTH	TEAM	ADJ.	CONF.	ADJ CONF.
Average RPI Loss: 39	RECORD	PCT. RANK	GAMES	SCHEDULE	OF SCHEDULE	RPI	RPI	RPI	RPI
DIV. I ONLY	26- 7	34	1- 0	43	27	20	20	6	6
DIV. I NON-CONF.	9- 3	62	0- 0	75	9	38	38	4	4
TOTALS	RPI 1-25	RPI 26-50	W-L RECORDS	RPI 51-100	RPI 101-999	RPI 150+			
26- 7	1- 5	1- 0	OVERALL	10- 1	14- 1	7- 0			
14- 4	1- 2	0- 0	HOME	5- 1	8- 1	4- 0			
10- 2	0- 2	0- 0	AWAY	4- 0	6- 0	3- 0			
2- 1	0- 1	1- 0	NEUTRAL	1- 0	0- 0	0- 0			
9- 3	0- 3	1- 0	NON-CONFERENCE	2- 0	6- 0	5- 0			
5- 1	0- 1	0- 0	HOME	1- 0	4- 0	3- 0			
2- 1	0- 1	0- 0	AWAY	0- 0	2- 0	2- 0			
2- 1	0- 1	1- 0	NEUTRAL	1- 0	0- 0	0- 0			
17- 4	1- 2	0- 0	CONFERENCE	8- 1	8- 1	2- 0			
9- 3	1- 1	0- 0	HOME	4- 1	4- 1	1- 0			
8- 1	0- 1	0- 0	AWAY	4- 0	4- 0	1- 0			
0- 0	0- 0	0- 0	NEUTRAL	0- 0	0- 0	0- 0			

RPI	S	Opponent	Score	RPI	S	Opponent	Score	RPI	S	Opponent	Score	RPI	S	Opponent	Score
1	H	Notre Dame	77 101	32	N	Kansas St.	79 59	52	N	Princeton	82 67	115	H	Northwestern	76 60
6	A	UConn	63 99					57	A	Villanova	66 59	116	A	St. John's (NY)	70 62
10	N	Syracuse	81 83					57	H	Villanova	93 70	116	H	St. John's (NY)	73 64
12	A	Marquette	63 96					68	H	Green Bay	73 64	119	A	Providence	76 61
12	H	Marquette	87 93					71	A	Georgetown	69 64	119	H	Providence	85 60
12	H	Marquette	74 73					71	H	Georgetown	76 71	119	H	Providence	88 62
								75	A	Butler	86 78	141	A	Seton Hall	94 85
								75	H	Butler	76 62	141	H	Seton Hall	73 84
								92	A	Creighton	74 67	154	A	Oklahoma	87 76
								92	H	Creighton	80 69	166	H	Temple	102 88
								92	H	Creighton	82 85	217	A	Xavier	73 71
												217	H	Xavier	81 48
												255	A	Loyola Chicago	102 76
												304	H	Tennessee St.	95 73
												345	H	Savannah St.	124 61
LAST 12 Division I GAMES:															
119	H	Providence	85 60	217	H	Xavier	81 48								
12	H	Marquette	74 73	116	A	St. John's (NY)	70 62								
92	H	Creighton	80 69	141	A	Seton Hall	94 85								
92	A	Creighton	74 67	71	H	Georgetown	76 71								
119	A	Providence	76 61	57	H	Villanova	93 70								
75	H	Butler	76 62	12	H	Marquette	87 93								

Non-Div I Games:

DePaul

Delaware

Through Games Of March 15, 2019

Average RPI Win:	219	WON-LOST	WINNING	LAST 10	STRENGTH OF	OPP. STRENGTH	TEAM	ADJ.	CONF.	ADJ CONF.
Average RPI Loss:	97	RECORD	PCT. RANK	GAMES	SCHEDULE	OF SCHEDULE	RPI	RPI	RPI	RPI
DIV. I ONLY	16- 15	164	0- 1	90	170	138	138	10	10	
DIV. I NON-CONF.	5- 7	206	0- 0	112	289	180	180	10	10	
TOTALS	RPI 1-25	RPI 26-50	W-L RECORDS	RPI 51-100	RPI 101-999	RPI 150+				
16- 15	0- 2	0- 2	OVERALL	1- 4	15- 7	13- 3				
8- 6	0- 2	0- 1	HOME	1- 1	7- 2	6- 0				
6- 7	0- 0	0- 1	AWAY	0- 3	6- 3	5- 2				
2- 2	0- 0	0- 0	NEUTRAL	0- 0	2- 2	2- 1				
5- 7	0- 2	0- 0	NON-CONFERENCE	0- 1	5- 4	5- 3				
2- 2	0- 2	0- 0	HOME	0- 0	2- 0	2- 0				
1- 3	0- 0	0- 0	AWAY	0- 1	1- 2	1- 2				
2- 2	0- 0	0- 0	NEUTRAL	0- 0	2- 2	2- 1				
11- 8	0- 0	0- 2	CONFERENCE	1- 3	10- 3	8- 0				
6- 4	0- 0	0- 1	HOME	1- 1	5- 2	4- 0				
5- 4	0- 0	0- 1	AWAY	0- 2	5- 1	4- 0				
0- 0	0- 0	0- 0	NEUTRAL	0- 0	0- 0	0- 0				

RPI 1-25			RPI 26-50			RPI 51-100			RPI 101+			Team's RPI: 138
RPI	S	Opponent	Score	RPI	S	Opponent	Score	RPI	S	Opponent	Score	
14	H	Maryland	53 77	36	A	James Madison	51 56	55	A	Drexel	41 58	122 A Towson 70 57
15	H	UCF	60 71	36	H	James Madison	43 68	55	H	Drexel	40 57	122 H Towson 49 59
								83	A	UNI	67 79	122 H Towson 48 56
								97	A	Northeastern	62 75	123 A UNCW 64 72
								97	H	Northeastern	77 63	123 H UNCW 65 53
												147 N Montana St. 60 69
												152 N Bradley 47 59
												161 A William & Mary 70 59
												161 H William & Mary 68 52
												165 N Nicholls St. 71 56
												175 A Boston U. 61 72
												227 A George Mason 46 72
												230 A Hofstra 78 59
												230 H Hofstra 57 47
												235 H Saint Joseph's 48 39
												239 A Elon 74 63
												239 H Elon 71 59
												243 H Gardner-Webb 69 45
												296 A Col. of Charleston 72 60
												296 H Col. of Charleston 74 50
												320 N Lafayette 65 47
												340 A Delaware St. 85 77
LAST 12 Division I GAMES:												
122	H	Towson	49 59	239	H	Elon	71 59					
320	N	Lafayette	65 47	123	A	UNCW	64 72					
165	N	Nicholls St.	71 56	296	A	Col. of Charleston	72 60					
36	A	James Madison	51 56	230	H	Hofstra	57 47					
122	A	Towson	70 57	97	H	Northeastern	77 63					
161	H	William & Mary	68 52	55	A	Drexel	41 58					

Non-Div I Games:

Delaware

Loss, Non-Conf, S Site, H Home A Away N Neutral

Schedule 50:				Through Games Of March 10, 1915						
Average RPI Win:	289	WON-LOST	WINNING	LAST 10	STRENGTH OF	OPP. STRENGTH	TEAM	ADJ.	CONF.	ADJ CONF.
Average RPI Loss:	219	RECORD	PCT. RANK	GAMES	SCHEDULE	OF SCHEDULE	RPI	RPI	RPI	RPI
DIV. I ONLY	5- 21	324	0- 1	301	344	340	340	32	32	
DIV. I NON-CONF.	0- 9	336	0- 0	118	218	320	320	32	32	
TOTALS	RPI 1-25	RPI 26-50	W-L RECORDS	RPI 51-100	RPI 101-999	RPI 150+				
5- 21	0- 0	0- 1	OVERALL	0- 1	5- 19	5- 17				
5- 5	0- 0	0- 1	HOME	0- 0	5- 4	5- 3				
0- 15	0- 0	0- 0	AWAY	0- 1	0- 14	0- 13				
0- 1	0- 0	0- 0	NEUTRAL	0- 0	0- 1	0- 1				
0- 9	0- 0	0- 1	NON-CONFERENCE	0- 1	0- 7	0- 5				
0- 2	0- 0	0- 1	HOME	0- 0	0- 1	0- 0				
0- 7	0- 0	0- 0	AWAY	0- 1	0- 6	0- 5				
0- 0	0- 0	0- 0	NEUTRAL	0- 0	0- 0	0- 0				
5- 12	0- 0	0- 0	CONFERENCE	0- 0	5- 12	5- 12				
5- 3	0- 0	0- 0	HOME	0- 0	5- 3	5- 3				
0- 8	0- 0	0- 0	AWAY	0- 0	0- 8	0- 8				
0- 1	0- 0	0- 0	NEUTRAL	0- 0	0- 1	0- 1				

[illegible]

Non-Div I Games: Post

65 53

Cheyney

79 59

Delaware St.

Loss, Non-Conf, S Site, H Home A Away N Neutral

Average RPI Win: 224	WON-LOST	WINNING	LAST 10	STRENGTH OF	OPP. STRENGTH	TEAM	ADJ.	CONF.	ADJ CONF.
Average RPI Loss: 157	RECORD	PCT. RANK	GAMES	SCHEDULE	OF SCHEDULE	RPI	RPI	RPI	RPI
DIV. I ONLY	17- 13	131	0- 1	246	202	167	167	19	19
DIV. I NON-CONF.	7- 6	153	0- 0	166	194	160	160	18	18
TOTALS	RPI 1-25	RPI 26-50	W-L RECORDS	RPI 51-100	RPI 101-999	RPI 150+			
17- 13	0- 0	1- 3	OVERALL	2- 2	14- 8	13- 6			
13- 2	0- 0	1- 1	HOME	2- 0	10- 1	9- 1			
4- 10	0- 0	0- 2	AWAY	0- 2	4- 6	4- 4			
0- 1	0- 0	0- 0	NEUTRAL	0- 0	0- 1	0- 1			
7- 6	0- 0	0- 0	NON-CONFERENCE	2- 2	5- 4	4- 2			
6- 1	0- 0	0- 0	HOME	2- 0	4- 1	3- 1			
1- 5	0- 0	0- 0	AWAY	0- 2	1- 3	1- 1			
0- 0	0- 0	0- 0	NEUTRAL	0- 0	0- 0	0- 0			
10- 7	0- 0	1- 3	CONFERENCE	0- 0	9- 4	9- 4			
7- 1	0- 0	1- 1	HOME	0- 0	6- 0	6- 0			
3- 5	0- 0	0- 2	AWAY	0- 0	3- 3	3- 3			
0- 1	0- 0	0- 0	NEUTRAL	0- 0	0- 1	0- 1			

RPI S	Opponent	Score	RPI S	Opponent	Score	RPI S	Opponent	Score	RPI S	Opponent	Score	Team's RPI: 167
26	A South Dakota St.	59 76	26	H South Dakota St.	67 83	51	H Lamar University	117 110	104	H Loyola Marymount	104 75	
40	A South Dakota	58 73	40	H South Dakota	104 99	62	A Wyoming	74 78	128	A Northern Colo.	66 74	
						72	H American	83 54	130	A New Mexico St.	64 66	
						94	A Nebraska	71 96	159	A Oral Roberts	66 74	
									159	H Oral Roberts	93 76	
									223	A North Dakota	92 91	
									223	H North Dakota	87 66	
									223	N North Dakota	67 80	
									228	H UMKC	92 75	
									242	A Western Ill.	78 87	
									242	H Western Ill.	94 85	
									262	H St. Bonaventure	76 62	
									273	A Southern Utah	71 70	
									281	A Colorado St.	79 84	
									290	H Samford	83 87	
									297	H Air Force	92 66	
									322	A North Dakota St.	87 67	
									322	H North Dakota St.	81 54	
									326	A Omaha	95 68	
									326	H Omaha	82 76	
									334	A Purdue Fort Wayne	55 70	
									334	H Purdue Fort Wayne	82 62	
LAST 12 Division I GAMES:												
223	N North Dakota	67 80	322	A North Dakota St.	87 67							
326	H Omaha	82 76	159	A Oral Roberts	66 74							
242	H Western Ill.	94 85	26	H South Dakota St.	67 83							
223	A North Dakota	92 91	334	A Purdue Fort Wayne	55 70							
40	A South Dakota	58 73	159	H Oral Roberts	93 76							
334	H Purdue Fort Wayne	82 62	322	H North Dakota St.	81 54							

Non-Div I Games:

Denver

■ Loss,
 ■ Non-Conf,
 ■ S Site,
 ■ Home
 ■ A Away
 N Neutral

Detroit Mercy

Through Games Of March 15, 2019

Average RPI Win:	314	WON-LOST	WINNING	LAST 10	STRENGTH OF	OPP. STRENGTH	TEAM	ADJ.	CONF.	ADJ CONF.
Average RPI Loss:	175	RECORD	PCT. RANK	GAMES	SCHEDULE	OF SCHEDULE	RPI	RPI	RPI	RPI
DIV. I ONLY	3- 25	343	0- 1	295	200	336	336	21	21	
DIV. I NON-CONF.	1- 9	326	0- 0	262	153	328	328	19	19	
TOTALS	RPI 1-25	RPI 26-50	W-L RECORDS	RPI 51-100	RPI 101-999	RPI 150+				
3- 25	0- 0	0- 2	OVERALL	0- 5	3- 18	3- 13				
1- 11	0- 0	0- 1	HOME	0- 2	1- 8	1- 6				
2- 14	0- 0	0- 1	AWAY	0- 3	2- 10	2- 7				
0- 0	0- 0	0- 0	NEUTRAL	0- 0	0- 0	0- 0				
1- 9	0- 0	0- 2	NON-CONFERENCE	0- 1	1- 6	1- 5				
0- 3	0- 0	0- 1	HOME	0- 0	0- 2	0- 2				
1- 6	0- 0	0- 1	AWAY	0- 1	1- 4	1- 3				
0- 0	0- 0	0- 0	NEUTRAL	0- 0	0- 0	0- 0				
2- 16	0- 0	0- 0	CONFERENCE	0- 4	2- 12	2- 8				
1- 8	0- 0	0- 0	HOME	0- 2	1- 6	1- 4				
1- 8	0- 0	0- 0	AWAY	0- 2	1- 6	1- 4				
0- 0	0- 0	0- 0	NEUTRAL	0- 0	0- 0	0- 0				

RPI S	Opponent	Score	RPI S	Opponent	Score	RPI S	Opponent	Score	RPI S	Opponent	Score	Team's RPI: 336
44	H Miami (OH)	59 78	46	A Michigan	62 95	58	A Wright St.	59 78	102	A Ohio St.	41 55	
						58	H Wright St.	73 76	121	A Youngstown St.	45 91	
						68	A Green Bay	37 82	121	H Youngstown St.	59 85	
						68	H Green Bay	40 65	132	A IUPUI	47 82	
						85	A Toledo	60 77	132	H IUPUI	41 58	
									197	A Eastern Mich.	53 60	
									198	A Milwaukee	34 59	
									198	H Milwaukee	44 62	
									218	A Bowling Green	73 79	
									244	A Northern Ky.	56 68	
									244	H Northern Ky.	63 81	
									255	A Loyola Chicago	43 52	
									265	A Manhattan	58 56	
									270	H Western Mich.	44 54	
									284	A Cleveland St.	51 67	
									284	H Cleveland St.	49 67	
									310	A Oakland	67 74	
									310	H Oakland	65 76	
									326	H Omaha	42 51	
									339	A UIC	42 36	
									339	H UIC	62 45	
LAST 12 Division I GAMES:												
244	H Northern Ky.	63 81	310	H Oakland	65 76							
58	H Wright St.	73 76	121	A Youngstown St.	45 91							
68	A Green Bay	37 82	284	A Cleveland St.	51 67							
198	A Milwaukee	34 59	58	A Wright St.	59 78							
132	H IUPUI	41 58	244	A Northern Ky.	56 68							
339	H UIC	62 45	198	H Milwaukee	44 62							

Non-Div I Games: Mich.-Dearborn 68 60

Detroit Mercy

Loss, Non-Conf, S Site, H Home A Away N Neutral

Drake

Through Games Of March 15, 2019

Average RPI Win:	174	WON-LOST	WINNING	LAST 10	STRENGTH OF	OPP. STRENGTH	TEAM	ADJ.	CONF.	ADJ CONF.
Average RPI Loss:	23	RECORD	PCT. RANK	GAMES	SCHEDULE	OF SCHEDULE	RPI	RPI	RPI	RPI
DIV. I ONLY	25- 5	17	1- 0	59	96	17	17	13	13	
DIV. I NON-CONF.	7- 4	108	0- 0	8	2	12	12	15	15	
TOTALS	RPI 1-25	RPI 26-50	W-L RECORDS	RPI 51-100	RPI 101-999	RPI 150+				
25- 5	1- 3	2- 1	OVERALL	5- 1	17- 0	14- 0				
10- 2	0- 1	1- 0	HOME	1- 1	8- 0	6- 0				
12- 2	0- 1	0- 1	AWAY	4- 0	8- 0	7- 0				
3- 1	1- 1	1- 0	NEUTRAL	0- 0	1- 0	1- 0				
7- 4	1- 3	2- 1	NON-CONFERENCE	2- 0	2- 0	1- 0				
2- 1	0- 1	1- 0	HOME	0- 0	1- 0	0- 0				
3- 2	0- 1	0- 1	AWAY	2- 0	1- 0	1- 0				
2- 1	1- 1	1- 0	NEUTRAL	0- 0	0- 0	0- 0				
18- 1	0- 0	0- 0	CONFERENCE	3- 1	15- 0	13- 0				
8- 1	0- 0	0- 0	HOME	1- 1	7- 0	6- 0				
9- 0	0- 0	0- 0	AWAY	2- 0	7- 0	6- 0				
1- 0	0- 0	0- 0	NEUTRAL	0- 0	1- 0	1- 0				

RPI S	Opponent	Score	RPI S	Opponent	Score	RPI S	Opponent	Score	RPI S	Opponent	Score
1 N	Notre Dame	64 82	26 A	South Dakota St.	71 80	70 A	Missouri St.	70 61	131 A	Illinois St.	82 64
7 H	Iowa	82 91	27 N	Rutgers	69 59	70 H	Missouri St.	79 85	131 H	Illinois St.	88 61
11 A	Iowa St.	81 86	40 H	South Dakota	76 64	83 A	UNI	88 64	149 H	CSUN	73 63
18 N	South Carolina	90 85				83 H	UNI	76 61	152 A	Bradley	92 63
						92 A	Creighton	85 69	152 H	Bradley	95 63
						94 A	Nebraska	83 77	153 A	Southern Ill.	71 64
									153 H	Southern Ill.	94 66
									242 A	Western Ill.	98 71
									247 A	Indiana St.	70 68
									247 H	Indiana St.	96 77
									255 A	Loyola Chicago	83 55
									255 H	Loyola Chicago	69 60
									303 A	Valparaiso	88 62
									303 H	Valparaiso	84 53
									303 N	Valparaiso	86 58
									331 A	Evansville	78 47
									331 H	Evansville	66 39
LAST 12 Division I GAMES:											
303 N	Valparaiso	86 58	153 A	Southern Ill.	71 64						
18 N	South Carolina	90 85	247 H	Indiana St.	96 77						
1 N	Notre Dame	64 82	331 H	Evansville	66 39						
152 H	Bradley	95 63	83 H	UNI	76 61						
131 H	Illinois St.	88 61	255 A	Loyola Chicago	83 55						
70 A	Missouri St.	70 61	303 A	Valparaiso	88 62						

Drake

Drake

Non-Div I Games: Clarke 91 43

Drake

Loss, Non-Conf, S Site, H Home A Away N Neutral

Average RPI Win: 195	WON-LOST	WINNING	LAST 10	STRENGTH OF	OPP. STRENGTH	TEAM	ADJ.	CONF.	ADJ CONF.
Average RPI Loss: 73	RECORD	PCT. RANK	GAMES	SCHEDULE	OF SCHEDULE	RPI	RPI	RPI	RPI
DIV. I ONLY	24- 7	39	1- 0	101	145	55	55	10	10
DIV. I NON-CONF.	8- 3	72	0- 0	121	261	82	82	10	10
TOTALS	RPI 1-25	RPI 26-50	W-L RECORDS	RPI 51-100	RPI 101-999	RPI 150+			
24- 7	0- 0	1- 3	OVERALL	3- 2	20- 2	15- 1			
9- 5	0- 0	1- 2	HOME	1- 1	7- 2	5- 1			
12- 1	0- 0	0- 1	AWAY	1- 0	11- 0	8- 0			
3- 1	0- 0	0- 0	NEUTRAL	1- 1	2- 0	2- 0			
8- 3	0- 0	1- 1	NON-CONFERENCE	0- 2	7- 0	7- 0			
3- 2	0- 0	1- 1	HOME	0- 1	2- 0	2- 0			
4- 0	0- 0	0- 0	AWAY	0- 0	4- 0	4- 0			
1- 1	0- 0	0- 0	NEUTRAL	0- 1	1- 0	1- 0			
16- 4	0- 0	0- 2	CONFERENCE	3- 0	13- 2	8- 1			
6- 3	0- 0	0- 1	HOME	1- 0	5- 2	3- 1			
8- 1	0- 0	0- 1	AWAY	1- 0	7- 0	4- 0			
2- 0	0- 0	0- 0	NEUTRAL	1- 0	1- 0	1- 0			

RPI S	Opponent	Score	RPI S	Opponent	Score	RPI S	Opponent	Score	RPI S	Opponent	Score
36	A James Madison	47 58	36	H James Madison	35 51	39	H Quinnipiac	52 56	42	H Bucknell	64 42
58	N Wright St.	63 71	59	H Penn	39 55	97	A Northeastern	61 59	97	H Northeastern	76 45
97	A Northeastern	61 59	97	H Northeastern	76 45	97	N Northeastern	73 69			
122	A Towson	77 44	122	H Towson	54 55	123	A UNCW	65 53	123	H UNCW	67 55
123	A UNCW	65 53	123	H UNCW	67 55	138	A Delaware	57 40	138	H Delaware	58 41
161	A William & Mary	62 58	161	H William & Mary	72 77	161	N William & Mary	71 60	230	A Hofstra	61 49
230	A Hofstra	61 49	230	H Hofstra	62 39	235	H Saint Joseph's	51 34	239	A Elon	59 44
239	A Elon	59 44	239	H Elon	68 45	243	H Gardner-Webb	65 48	265	A Manhattan	53 39
272	A Richmond	58 35	272	A Richmond	58 35	278	N Siena	51 39	279	A Vermont	60 44
283	A La Salle	58 43	283	A La Salle	58 43	296	A Col. of Charleston	65 42	296	H Col. of Charleston	76 53
296	A Col. of Charleston	65 42	296	H Col. of Charleston	76 53						
161	N William & Mary	71 60	161	H William & Mary	72 77	296	A Col. of Charleston	65 42			
97	N Northeastern	73 69	296	A Col. of Charleston	65 42	123	A UNCW	65 53			
279	A Vermont	60 44	123	A UNCW	65 53	97	H Northeastern	76 45			
122	A Towson	77 44	97	H Northeastern	76 45	230	H Hofstra	62 39			
36	A James Madison	47 58	230	H Hofstra	62 39	138	H Delaware	58 41			
239	H Elon	68 45	138	H Delaware	58 41						

LAST 12 Division I GAMES:

161	N William & Mary	71	60	161	H William & Mary	72	77
97	N Northeastern	73	69	296	A Col. of Charleston	65	42
279	A Vermont	60	44	123	A UNCW	65	53
122	A Towson	77	44	97	H Northeastern	76	45
36	A James Madison	47	58	230	H Hofstra	62	39
239	H Elon	68	45	138	H Delaware	58	41

Non-Div I Games:

Drexel

Average RPI Win:	130	WON-LOST	WINNING	LAST 10	STRENGTH OF	OPP. STRENGTH	TEAM	ADJ.	CONF.	ADJ CONF.
Average RPI Loss:	51	RECORD	PCT. RANK	GAMES	SCHEDULE	OF SCHEDULE	RPI	RPI	RPI	RPI
DIV. I ONLY	15- 15	168	1- 0	34	5	78	78	1	1	
DIV. I NON-CONF.	8- 4	91	0- 0	81	52	58	58	1	1	
TOTALS	RPI 1-25	RPI 26-50	W-L RECORDS	RPI 51-100	RPI 101-999	RPI 150+				
15- 15	0- 8	3- 1	OVERALL	2- 3	10- 3	5- 0				
9- 4	0- 3	2- 0	HOME	1- 1	6- 0	3- 0				
4- 8	0- 4	1- 0	AWAY	1- 2	2- 2	1- 0				
2- 3	0- 1	0- 1	NEUTRAL	0- 0	2- 1	1- 0				
8- 4	0- 1	0- 1	NON-CONFERENCE	2- 0	6- 2	5- 0				
5- 0	0- 0	0- 0	HOME	1- 0	4- 0	3- 0				
2- 2	0- 1	0- 0	AWAY	1- 0	1- 1	1- 0				
1- 2	0- 0	0- 1	NEUTRAL	0- 0	1- 1	1- 0				
7- 11	0- 7	3- 0	CONFERENCE	0- 3	4- 1	0- 0				
4- 4	0- 3	2- 0	HOME	0- 1	2- 0	0- 0				
2- 6	0- 3	1- 0	AWAY	0- 2	1- 1	0- 0				
1- 1	0- 1	0- 0	NEUTRAL	0- 0	1- 0	0- 0				

RPI	S	Opponent	Score	RPI	S	Opponent	Score	RPI	S	Opponent	Score	RPI	S	Opponent	Score
1	A	Notre Dame	61 89	30	N	Missouri	54 62	54	A	Maine	66 63	115	A	Northwestern	58 84
3	H	Louisville	51 73	37	A	North Carolina	85 69	65	H	FGCU	57 41	117	H	Marist	64 56
9	A	NC State	51 63	37	H	North Carolina	62 44	67	A	Georgia Tech	64 70	126	H	Pittsburgh	74 55
10	H	Syracuse	55 64	50	H	Clemson	63 59	73	H	Virginia Tech	57 64	126	N	Pittsburgh	86 64
19	H	Miami (FL)	50 58					98	A	Virginia	47 53	133	A	Boston College	90 92
21	A	Florida St.	62 66									135	N	Washington	64 71
21	N	Florida St.	41 51									148	A	Wake Forest	55 44
24	A	Oregon St.	57 71									148	H	Wake Forest	66 52
												185	A	Wisconsin	60 53
												193	H	East Carolina	83 66
												203	H	UNLV	66 38
												220	N	Ball St.	79 62
												239	H	Elon	81 64
LAST 12 Division I GAMES:															
126	N	Pittsburgh	86 64	148	A	Wake Forest	55 44								
21	N	Florida St.	41 51	1	A	Notre Dame	61 89								
30	N	Missouri	54 62	73	H	Virginia Tech	57 64								
220	N	Ball St.	79 62	98	A	Virginia	47 53								
37	H	North Carolina	62 44	37	A	North Carolina	85 69								
50	H	Clemson	63 59	126	H	Pittsburgh	74 55								

Non-Div I Games:

Duke

■ Loss,
 ■ Non-Conf,
 ■ S Site,
 ■ H Home
 ■ A Away
 N Neutral

Average RPI Win:	209	WON-LOST	WINNING	LAST 10	STRENGTH OF	OPP. STRENGTH	TEAM	ADJ.	CONF.	ADJ CONF.
Average RPI Loss:	110	RECORD	PCT. RANK	GAMES	SCHEDULE	OF SCHEDULE	RPI	RPI	RPI	RPI
DIV. I ONLY	19- 13	121	1- 0	191	105	136	136	17	17	
DIV. I NON-CONF.	6- 7	172	0- 0	96	14	124	124	16	16	
TOTALS	RPI 1-25	RPI 26-50	W-L RECORDS	RPI 51-100	RPI 101-999	RPI 150+				
19- 13	0- 2	0- 1	OVERALL	2- 4	17- 6	15- 5				
9- 5	0- 1	0- 0	HOME	1- 0	8- 4	7- 3				
9- 5	0- 0	0- 1	AWAY	1- 3	8- 1	7- 1				
1- 3	0- 1	0- 0	NEUTRAL	0- 1	1- 1	1- 1				
6- 7	0- 2	0- 1	NON-CONFERENCE	1- 2	5- 2	4- 1				
3- 2	0- 1	0- 0	HOME	0- 0	3- 1	3- 0				
3- 3	0- 0	0- 1	AWAY	1- 2	2- 0	1- 0				
0- 2	0- 1	0- 0	NEUTRAL	0- 0	0- 1	0- 1				
13- 6	0- 0	0- 0	CONFERENCE	1- 2	12- 4	11- 4				
6- 3	0- 0	0- 0	HOME	1- 0	5- 3	4- 3				
6- 2	0- 0	0- 0	AWAY	0- 1	6- 1	6- 1				
1- 1	0- 0	0- 0	NEUTRAL	0- 1	1- 0	1- 0				

RPI S	Opponent	Score	RPI S	Opponent	Score	RPI S	Opponent	Score	RPI S	Opponent	Score	Team's RPI: 136
10 N	Syracuse	71 87	28 A	Texas	41 78	60 A	TCU	48 61	118 H	Dayton	85 57	
15 H	UCF	63 71				81 A	Fordham	46 57	126 H	Pittsburgh	58 66	
						81 N	Fordham	34 76	145 A	Penn St.	64 58	
						84 A	Kent St.	77 72	151 H	Davidson	47 62	
						85 A	Toledo	52 65	166 H	Temple	54 53	
						93 H	VCU	71 68	183 H	Saint Louis	63 67	
									183 N	Saint Louis	72 51	
									184 N	Liberty	51 55	
									194 A	Saint Francis (PA)	93 73	
									204 A	Massachusetts	66 69	
									219 A	George Washington	64 53	
									219 H	George Washington	54 55	
									224 H	Mt. St. Mary's	73 64	
									227 A	George Mason	60 57	
									235 A	Saint Joseph's	67 56	
									235 H	Saint Joseph's	81 73	
									241 H	ETSU	66 58	
									260 A	Rhode Island	75 58	
									260 H	Rhode Island	106 69	
									262 A	St. Bonaventure	60 54	
									262 H	St. Bonaventure	80 64	
									272 H	Richmond	80 54	
									283 A	La Salle	66 62	
LAST 12 Division I GAMES:												
260 H	Rhode Island	106 69	235 A	Saint Joseph's	67 56							
183 N	Saint Louis	72 51	260 A	Rhode Island	75 58							
81 N	Fordham	34 76	183 H	Saint Louis	63 67							
262 H	St. Bonaventure	80 64	118 H	Dayton	85 57							
219 A	George Washington	64 53	204 A	Massachusetts	66 69							
93 H	VCU	71 68	81 A	Fordham	46 57							

Non-Div I Games:

Duquesne

■ Loss,
■ Non-Conf,
■ S Site,
■ H Home
■ A Away
N Neutral

Average RPI Win: 254	WON-LOST	WINNING	LAST 10	STRENGTH OF	OPP. STRENGTH	TEAM	ADJ.	CONF.	ADJ CONF.
Average RPI Loss: 130	RECORD	PCT. RANK	GAMES	SCHEDULE	OF SCHEDULE	RPI	RPI	RPI	RPI
DIV. I ONLY	10- 21	265	0- 1	110	226	241	241	28	28
DIV. I NON-CONF.	2- 14	319	0- 0	20	88	220	220	25	25
TOTALS	RPI 1-25	RPI 26-50	W-L RECORDS	RPI 51-100	RPI 101-999	RPI 150+			
10- 21	0- 1	0- 2	OVERALL	0- 6	10- 12	9- 7			
8- 5	0- 0	0- 0	HOME	0- 1	8- 4	7- 1			
2- 12	0- 0	0- 1	AWAY	0- 4	2- 7	2- 5			
0- 4	0- 1	0- 1	NEUTRAL	0- 1	0- 1	0- 1			
2- 14	0- 1	0- 2	NON-CONFERENCE	0- 6	2- 5	1- 2			
2- 4	0- 0	0- 0	HOME	0- 1	2- 3	1- 1			
0- 7	0- 0	0- 1	AWAY	0- 4	0- 2	0- 1			
0- 3	0- 1	0- 1	NEUTRAL	0- 1	0- 0	0- 0			
8- 7	0- 0	0- 0	CONFERENCE	0- 0	8- 7	8- 5			
6- 1	0- 0	0- 0	HOME	0- 0	6- 1	6- 0			
2- 5	0- 0	0- 0	AWAY	0- 0	2- 5	2- 4			
0- 1	0- 0	0- 0	NEUTRAL	0- 0	0- 1	0- 1			

RPI S	Opponent	Score	RPI S	Opponent	Score	RPI S	Opponent	Score	RPI S	Opponent	Score	Team's RPI: 241
18 N	South Carolina	55 101	27 N	Rutgers	44 68	61 A	Tennessee	61 80	110 H	Houston	77 84	
			43 A	Michigan St.	53 75	77 A	Cincinnati	64 77	113 H	High Point	65 73	
						82 A	Radford	64 79	127 H	Appalachian St.	95 64	
						90 H	Troy	66 84	134 A	Mercer	41 64	
						95 A	South Alabama	74 81	134 H	Mercer	77 83	
						96 N	Western Ky.	68 82	136 A	Duquesne	58 66	
									168 A	Chattanooga	67 76	
									168 H	Chattanooga	64 54	
									174 A	UNC Asheville	55 56	
									184 H	Liberty	86 89	
									191 A	Furman	55 57	
									191 H	Furman	75 70	
									202 H	N.C. A&T	61 56	
									257 A	Wofford	74 77	
									257 H	Wofford	92 79	
									257 N	Wofford	66 75	
									290 A	Samford	58 79	
									290 H	Samford	71 50	
									309 A	UNC Greensboro	72 67	
									309 H	UNC Greensboro	85 76	
									341 A	Western Caro.	72 41	
									341 H	Western Caro.	88 80	
LAST 12 Division I GAMES:												
257 N	Wofford	66 75	134 H	Mercer	77 83							
27 N	Rutgers	44 68	191 A	Furman	55 57							
96 N	Western Ky.	68 82	257 A	Wofford	74 77							
309 A	UNC Greensboro	72 67	168 H	Chattanooga	64 54							
341 A	Western Caro.	72 41	341 H	Western Caro.	88 80							
290 H	Samford	71 50	309 H	UNC Greensboro	85 76							

Non-Div I Games:

ETSU

■ Loss,
■ Non-Conf,
■ S Site,
■ H Home
■ A Away
N Neutral

East Carolina

Through Games Of March 15, 2019

Average RPI Win:	242	WON-LOST	WINNING	LAST 10	STRENGTH OF	OPP. STRENGTH	TEAM	ADJ.	CONF.	ADJ CONF.
Average RPI Loss:	118	RECORD	PCT. RANK	GAMES	SCHEDULE	OF SCHEDULE	RPI	RPI	RPI	RPI
DIV. I ONLY	16- 15	164	1- 0	240	116	193	193	9	9	
DIV. I NON-CONF.	9- 4	85	0- 0	310	264	187	187	9	9	
TOTALS	RPI 1-25	RPI 26-50	W-L RECORDS	RPI 51-100	RPI 101-999	RPI 150+				
16- 15	0- 3	0- 0	OVERALL	0- 2	16- 10	15- 6				
11- 5	0- 1	0- 0	HOME	0- 1	11- 3	10- 1				
2- 9	0- 1	0- 0	AWAY	0- 1	2- 7	2- 5				
3- 1	0- 1	0- 0	NEUTRAL	0- 0	3- 0	3- 0				
9- 4	0- 0	0- 0	NON-CONFERENCE	0- 1	9- 3	8- 1				
7- 1	0- 0	0- 0	HOME	0- 0	7- 1	6- 0				
0- 3	0- 0	0- 0	AWAY	0- 1	0- 2	0- 1				
2- 0	0- 0	0- 0	NEUTRAL	0- 0	2- 0	2- 0				
7- 11	0- 3	0- 0	CONFERENCE	0- 1	7- 7	7- 5				
4- 4	0- 1	0- 0	HOME	0- 1	4- 2	4- 1				
2- 6	0- 1	0- 0	AWAY	0- 0	2- 5	2- 4				
1- 1	0- 1	0- 0	NEUTRAL	0- 0	1- 0	1- 0				

RPI	S	Opponent	Score	RPI	S	Opponent	Score	RPI	S	Opponent	Score	RPI	S	Opponent	Score	Team's RPI: 193
6	A	UConn	55 118					77	H	Cincinnati	57 68	105	A	Charlotte	46 52	
6	N	UConn	65 92					78	A	Duke	66 83	110	A	Houston	52 63	
15	H	UCF	58 61									114	H	South Fla.	50 63	
												123	H	UNCW	68 71	
												148	H	Wake Forest	70 61	
												155	A	Tulsa	64 60	
												155	H	Tulsa	55 75	
												161	A	William & Mary	43 63	
												166	A	Temple	62 84	
												169	A	Tulane	57 68	
												169	H	Tulane	63 61	
												184	H	Liberty	66 63	
												205	H	UMES	84 69	
												216	H	Monmouth	73 67	
												231	A	SMU	64 54	
												231	H	SMU	67 61	
												231	N	SMU	50 48	
												232	A	Memphis	46 58	
												232	H	Memphis	68 59	
												259	A	Wichita St.	47 57	
												259	H	Wichita St.	78 56	
												292	H	Kennesaw St.	68 56	
												299	N	South Carolina St.	71 63	
												338	N	Longwood	61 52	
												342	H	Grand Canyon	59 47	
												343	H	USC Upstate	63 53	
LAST 12 Division I GAMES:																
231	N	SMU	50 48	110	A	Houston	52 63	231	A	SMU	64 54	232	H	Memphis	68 59	
6	N	UConn	65 92	6	A	UConn	55 118	169	H	Tulane	63 61	259	A	Wichita St.	47 57	
231	H	SMU	67 61	77	H	Cincinnati	57 68	231	N	SMU	50 48					
155	A	Tulsa	64 60	114	H	South Fla.	50 63									

Non-Div I Games:

East Carolina

Loss, Non-Conf, S Site, H Home A Away N Neutral

Average RPI Win:	251	WON-LOST	WINNING	LAST 10	STRENGTH OF	OPP. STRENGTH	TEAM	ADJ.	CONF.	ADJ CONF.
Average RPI Loss:	189	RECORD	PCT. RANK	GAMES	SCHEDULE	OF SCHEDULE	RPI	RPI	RPI	RPI
DIV. I ONLY	8- 18	272	0- 1	258	289	295	295	22	22	
DIV. I NON-CONF.	3- 5	227	0- 0	268	270	253	253	23	23	
TOTALS	RPI 1-25	RPI 26-50	W-L RECORDS	RPI 51-100	RPI 101-999	RPI 150+				
8- 18	0- 0	0- 1	OVERALL	0- 1	8- 16	7- 11				
6- 5	0- 0	0- 0	HOME	0- 0	6- 5	5- 3				
1- 13	0- 0	0- 1	AWAY	0- 1	1- 11	1- 8				
1- 0	0- 0	0- 0	NEUTRAL	0- 0	1- 0	1- 0				
3- 5	0- 0	0- 0	NON-CONFERENCE	0- 1	3- 4	3- 3				
2- 0	0- 0	0- 0	HOME	0- 0	2- 0	2- 0				
0- 5	0- 0	0- 0	AWAY	0- 1	0- 4	0- 3				
1- 0	0- 0	0- 0	NEUTRAL	0- 0	1- 0	1- 0				
5- 13	0- 0	0- 1	CONFERENCE	0- 0	5- 12	4- 8				
4- 5	0- 0	0- 0	HOME	0- 0	4- 5	3- 3				
1- 8	0- 0	0- 1	AWAY	0- 0	1- 7	1- 5				
0- 0	0- 0	0- 0	NEUTRAL	0- 0	0- 0	0- 0				

RPI 1-25			RPI 26-50			RPI 51-100			RPI 101+			Team's RPI: 295
RPI	S	Opponent	Score	RPI	S	Opponent	Score	RPI	S	Opponent	Score	
				45	A	Belmont	57 98	75	A	Butler	37 72	
										112	A	UT Martin 66 90
										112	H	UT Martin 77 71
										125	A	Northern Ill. 59 78
										129	H	Morehead St. 57 67
										146	A	Tennessee Tech 88 99
										146	H	Tennessee Tech 51 68
										152	A	Bradley 64 67
										153	A	Southern Ill. 59 73
										215	A	Jacksonville St. 49 78
										215	H	Jacksonville St. 52 49
										238	A	SIUE 62 78
										238	H	SIUE 56 65
										242	N	Western Ill. 64 62
										245	A	Southeast Mo. St. 57 72
										245	H	Southeast Mo. St. 54 80
										247	H	Indiana St. 63 39
										261	A	Austin Peay 67 57
										261	H	Austin Peay 60 73
										263	A	Murray St. 51 60
										263	H	Murray St. 75 67
										303	A	Valparaiso 60 62
										304	A	Tennessee St. 66 70
										333	H	Eastern Ky. 80 60
										334	H	Purdue Fort Wayne 72 63
LAST 12 Division I GAMES:												
				146	H	Tennessee Tech	51 68	261	A	Austin Peay	67 57	
				215	H	Jacksonville St.	52 49	263	A	Murray St.	51 60	
				304	A	Tennessee St.	66 70	129	H	Morehead St.	57 67	
				45	A	Belmont	57 98	333	H	Eastern Ky.	80 60	
				245	H	Southeast Mo. St.	54 80	245	A	Southeast Mo. St.	57 72	
				238	A	SIUE	62 78	112	A	UT Martin	66 90	

Non-Div I Games: Lincoln Christian 97 34 Eureka 104 48 Oakland City 102 43

Eastern Ill.

Eastern Ky.

Through Games Of March 15, 2019

Average RPI Win:	0	WON-LOST	WINNING	LAST 10	STRENGTH OF	OPP. STRENGTH	TEAM	ADJ.	CONF.	ADJ CONF.
Average RPI Loss:	174	RECORD	PCT. RANK	GAMES	SCHEDULE	OF SCHEDULE	RPI	RPI	RPI	RPI
DIV. I ONLY	0- 27	351	0- 1	124	254	333	333	22	22	
DIV. I NON-CONF.	0- 9	336	0- 1	39	159	282	282	23	23	
TOTALS	RPI 1-25	RPI 26-50	W-L RECORDS	RPI 51-100	RPI 101-999	RPI 150+				
0- 27	0- 1	0- 4	OVERALL	0- 2	0- 20	0- 15				
0- 11	0- 0	0- 1	HOME	0- 0	0- 10	0- 7				
0- 14	0- 0	0- 3	AWAY	0- 1	0- 10	0- 8				
0- 2	0- 1	0- 0	NEUTRAL	0- 1	0- 0	0- 0				
0- 9	0- 1	0- 2	NON-CONFERENCE	0- 2	0- 4	0- 4				
0- 2	0- 0	0- 0	HOME	0- 0	0- 2	0- 2				
0- 5	0- 0	0- 2	AWAY	0- 1	0- 2	0- 2				
0- 2	0- 1	0- 0	NEUTRAL	0- 1	0- 0	0- 0				
0- 18	0- 0	0- 2	CONFERENCE	0- 0	0- 16	0- 11				
0- 9	0- 0	0- 1	HOME	0- 0	0- 8	0- 5				
0- 9	0- 0	0- 1	AWAY	0- 0	0- 8	0- 6				
0- 0	0- 0	0- 0	NEUTRAL	0- 0	0- 0	0- 0				

RPI S	Opponent	Score	RPI S	Opponent	Score	RPI S	Opponent	Score	RPI S	Opponent	Score	Team's RPI: 333
21 N	Florida St.	45 62	29 A	Ohio	60 100	79 A	West Virginia	29 78	112 H	UT Martin	61 87	
			44 A	Miami (OH)	44 60	79 N	West Virginia	39 81	129 A	Morehead St.	52 68	
			45 A	Belmont	43 69				129 H	Morehead St.	61 64	
			45 H	Belmont	52 87				146 A	Tennessee Tech	57 77	
									146 H	Tennessee Tech	68 81	
									162 A	Akron	54 63	
									183 H	Saint Louis	43 70	
									215 A	Jacksonville St.	64 69	
									215 H	Jacksonville St.	44 53	
									227 H	George Mason	75 91	
									238 A	SIUE	55 74	
									245 H	Southeast Mo. St.	42 52	
									261 A	Austin Peay	65 100	
									261 H	Austin Peay	60 80	
									263 A	Murray St.	63 81	
									263 H	Murray St.	63 76	
									270 A	Western Mich.	53 64	
									295 A	Eastern Ill.	60 80	
									304 A	Tennessee St.	38 60	
									304 H	Tennessee St.	31 57	
LAST 12 Division I GAMES:												
79 N	West Virginia	39 81	263 H	Murray St.	63 76							
129 H	Morehead St.	61 64	304 H	Tennessee St.	31 57							
261 H	Austin Peay	60 80	45 H	Belmont	52 87							
215 A	Jacksonville St.	64 69	238 A	SIUE	55 74							
146 A	Tennessee Tech	57 77	295 A	Eastern Ill.	60 80							
129 A	Morehead St.	52 68	146 H	Tennessee Tech	68 81							

Non-Div I Games: Brescia 70 41 Ky. Christian 90 35

Eastern Ky.

Loss, Non-Conf, S Site, H Home A Away N Neutral

Average RPI Win:	244	WON-LOST	WINNING	LAST 10	STRENGTH OF	OPP. STRENGTH	TEAM	ADJ.	CONF.	ADJ CONF.
Average RPI Loss:	99	RECORD	PCT. RANK	GAMES	SCHEDULE	OF SCHEDULE	RPI	RPI	RPI	RPI
DIV. I ONLY	13- 17	212	1- 0	190	104	197	197	8	8	
DIV. I NON-CONF.	6- 4	125	0- 0	343	251	263	263	8	8	
TOTALS	RPI 1-25	RPI 26-50	W-L RECORDS	RPI 51-100	RPI 101-999	RPI 150+				
13- 17	0- 1	0- 6	OVERALL	0- 5	13- 5	12- 3				
8- 5	0- 0	0- 2	HOME	0- 2	8- 1	7- 0				
5- 8	0- 0	0- 3	AWAY	0- 2	5- 3	5- 2				
0- 4	0- 1	0- 1	NEUTRAL	0- 1	0- 1	0- 1				
6- 4	0- 1	0- 0	NON-CONFERENCE	0- 1	6- 2	5- 2				
4- 0	0- 0	0- 0	HOME	0- 0	4- 0	3- 0				
2- 1	0- 0	0- 0	AWAY	0- 0	2- 1	2- 1				
0- 3	0- 1	0- 0	NEUTRAL	0- 1	0- 1	0- 1				
7- 13	0- 0	0- 6	CONFERENCE	0- 4	7- 3	7- 1				
4- 5	0- 0	0- 2	HOME	0- 2	4- 1	4- 0				
3- 7	0- 0	0- 3	AWAY	0- 2	3- 2	3- 1				
0- 1	0- 0	0- 1	NEUTRAL	0- 0	0- 0	0- 0				

RPI 1-25				RPI 26-50				RPI 51-100				RPI 101+				Team's RPI: 197	
RPI	S	Opponent	Score	RPI	S	Opponent	Score	RPI	S	Opponent	Score	RPI	S	Opponent	Score		
11	N	Iowa St.	59 85	29	A	Ohio	44 85	75	N	Butler	63 73	125	A	Northern Ill.	60 70		
				31	A	Central Mich.	61 71	84	A	Kent St.	64 71	125	H	Northern Ill.	65 68		
				31	H	Central Mich.	60 87	84	H	Kent St.	54 67	131	H	Illinois St.	50 41		
				31	N	Central Mich.	80 88	85	A	Toledo	43 63	162	A	Akron	61 59		
				33	H	Buffalo	84 91	85	H	Toledo	67 70	162	A	Akron	72 60		
				44	A	Miami (OH)	58 63					162	H	Akron	67 60		
												218	H	Bowling Green	81 74		
												220	A	Ball St.	67 57		
												220	H	Ball St.	56 53		
												225	A	Illinois	66 72		
												270	A	Western Mich.	68 71		
												270	H	Western Mich.	64 61		
												284	H	Cleveland St.	69 63		
												309	N	UNC Greensboro	44 49		
												334	A	Purdue Fort Wayne	87 72		
												336	H	Detroit Mercy	60 53		
												338	A	Longwood	64 45		
												339	H	UIC	52 38		
LAST 12 Division I GAMES:																	
				162	A	Akron	61 59	270	A	Western Mich.	68 71						
				31	N	Central Mich.	80 88	162	H	Akron	67 60						
				220	A	Ball St.	67 57	220	H	Ball St.	56 53						
				85	H	Toledo	67 70	84	H	Kent St.	54 67						
				31	H	Central Mich.	60 87	85	A	Toledo	43 63						
				125	A	Northern Ill.	60 70	44	A	Miami (OH)	58 63						

Non-Div I Games: Northwood 53 39

Eastern Mich.

■ Loss,
 ■ Non-Conf, S Site,
 ■ Home
 ■ Away
 N Neutral

Average RPI Win:	208	WON-LOST	WINNING	LAST 10	STRENGTH OF	OPP. STRENGTH	TEAM	ADJ.	CONF.	ADJ CONF.
Average RPI Loss:	131	RECORD	PCT. RANK	GAMES	SCHEDULE	OF SCHEDULE	RPI	RPI	RPI	RPI
DIV. I ONLY	12- 20	241	2- 0	88	193	182	182	16	16	
DIV. I NON-CONF.	0- 8	336	0- 0	13	107	239	239	13	13	
TOTALS	RPI 1-25	RPI 26-50	W-L RECORDS	RPI 51-100	RPI 101-999	RPI 150+				
12- 20	0- 3	0- 1	OVERALL	0- 3	12- 13	8- 5				
3- 10	0- 1	0- 0	HOME	0- 2	3- 7	3- 2				
6- 7	0- 1	0- 1	AWAY	0- 1	6- 4	4- 2				
3- 3	0- 1	0- 0	NEUTRAL	0- 0	3- 2	1- 1				
0- 8	0- 3	0- 1	NON-CONFERENCE	0- 1	0- 3	0- 2				
0- 3	0- 1	0- 0	HOME	0- 1	0- 1	0- 0				
0- 3	0- 1	0- 1	AWAY	0- 0	0- 1	0- 1				
0- 2	0- 1	0- 0	NEUTRAL	0- 0	0- 1	0- 1				
12- 12	0- 0	0- 0	CONFERENCE	0- 2	12- 10	8- 3				
3- 7	0- 0	0- 0	HOME	0- 1	3- 6	3- 2				
6- 4	0- 0	0- 0	AWAY	0- 1	6- 3	4- 1				
3- 1	0- 0	0- 0	NEUTRAL	0- 0	3- 1	1- 0				

RPI 1-25				RPI 26-50				RPI 51-100				RPI 101+ Team's RPI: 182			
RPI	S	Opponent	Score	RPI	S	Opponent	Score	RPI	S	Opponent	Score	RPI	S	Opponent	Score
13	H	Gonzaga	51 63	38	A	Boise St.	55 67	86	A	Idaho	68 84	107	A	Portland St.	57 76
24	N	Oregon St.	45 93					86	H	Idaho	74 75	107	H	Portland St.	64 76
25	A	BYU	65 80					91	H	Utah	51 95	107	N	Portland St.	59 61
												109	A	Idaho St.	48 63
												109	H	Idaho St.	45 74
												109	N	Idaho St.	67 65
												119	H	Fresno St.	58 68
												128	A	Northern Colo.	76 72
												128	H	Northern Colo.	62 67
												128	N	Northern Colo.	59 57
												147	A	Montana St.	89 87
												147	H	Montana St.	47 61
												158	N	UC Riverside	45 57
												186	A	Montana	68 62
												186	H	Montana	67 64
												222	A	Northern Ariz.	64 62
												222	H	Northern Ariz.	81 76
												266	A	Sacramento St.	71 62
												266	H	Sacramento St.	70 73
												273	A	Southern Utah	63 73
												273	H	Southern Utah	80 66
												314	A	Weber St.	64 58
												314	H	Weber St.	66 70
												314	N	Weber St.	81 74
												317	A	Cal Poly	55 59
LAST 12 Division I GAMES:															
				314	N	Weber St.	81 74					107	A	Portland St.	57 76
				128	N	Northern Colo.	59 57					266	A	Sacramento St.	71 62
				109	N	Idaho St.	67 65					222	H	Northern Ariz.	81 76
				107	N	Portland St.	59 61					273	H	Southern Utah	80 66
				314	H	Weber St.	66 70					86	H	Idaho	74 75
				109	H	Idaho St.	45 74					128	A	Northern Colo.	76 72

Non-Div I Games: Eastern Ore. 66 45

Eastern Wash.

■ Loss,
 ■ Non-Conf,
 ■ S Site,
 ■ H Home
 ■ A Away
 N Neutral

Average RPI Win:	243	WON-LOST	WINNING	LAST 10	STRENGTH OF	OPP. STRENGTH	TEAM	ADJ.	CONF.	ADJ CONF.
Average RPI Loss:	115	RECORD	PCT. RANK	GAMES	SCHEDULE	OF SCHEDULE	RPI	RPI	RPI	RPI
DIV. I ONLY	8- 21	285	0- 1	108	131	239	239	10	10	
DIV. I NON-CONF.	4- 6	212	0- 0	122	233	182	182	10	10	
TOTALS	RPI 1-25	RPI 26-50	W-L RECORDS	RPI 51-100	RPI 101-999	RPI 150+				
8- 21	0- 0	0- 4	OVERALL	0- 5	8- 12	8- 4				
4- 10	0- 0	0- 3	HOME	0- 2	4- 5	4- 1				
4- 10	0- 0	0- 1	AWAY	0- 3	4- 6	4- 2				
0- 1	0- 0	0- 0	NEUTRAL	0- 0	0- 1	0- 1				
4- 6	0- 0	0- 2	NON-CONFERENCE	0- 1	4- 3	4- 1				
2- 3	0- 0	0- 2	HOME	0- 0	2- 1	2- 0				
2- 3	0- 0	0- 0	AWAY	0- 1	2- 2	2- 1				
0- 0	0- 0	0- 0	NEUTRAL	0- 0	0- 0	0- 0				
4- 15	0- 0	0- 2	CONFERENCE	0- 4	4- 9	4- 3				
2- 7	0- 0	0- 1	HOME	0- 2	2- 4	2- 1				
2- 7	0- 0	0- 1	AWAY	0- 2	2- 4	2- 1				
0- 1	0- 0	0- 0	NEUTRAL	0- 0	0- 1	0- 1				

RPI S	Opponent	Score	RPI S	Opponent	Score	RPI S	Opponent	Score	RPI S	Opponent	Score	Team's RPI: 239
36	A James Madison	30 82	36	H James Madison	46 74	55	A Drexel	45 68	117	H Marist	57 61	
37	H North Carolina	69 100	37	H North Carolina	69 100	55	H Drexel	44 59	122	A Towson	58 59	
48	H Auburn	44 96	48	H Auburn	44 96	78	A Duke	64 81	122	H Towson	50 59	
						97	A Northeastern	71 79	123	A UNCW	51 76	
						97	H Northeastern	57 83	123	H UNCW	70 75	
									127	A Appalachian St.	62 65	
									138	A Delaware	59 71	
									138	H Delaware	63 74	
									151	H Davidson	73 72	
									161	A William & Mary	60 65	
									161	H William & Mary	59 64	
									201	A Hampton	77 62	
									202	H N.C. A&T	73 64	
									230	A Hofstra	77 64	
									230	H Hofstra	55 52	
									230	N Hofstra	75 77	
									296	A Col. of Charleston	72 52	
									296	H Col. of Charleston	76 68	
									306	A Winthrop	57 58	
									335	A N.C. Central	83 54	
LAST 12 Division I GAMES:												
230	N Hofstra	75 77	36	H James Madison	46 74							
97	H Northeastern	57 83	161	H William & Mary	59 64							
230	H Hofstra	55 52	296	A Col. of Charleston	72 52							
55	A Drexel	45 68	123	A UNCW	51 76							
138	A Delaware	59 71	138	H Delaware	63 74							
122	H Towson	50 59	55	H Drexel	44 59							

Non-Div I Games: Chowan

88 74

Elon

Evansville

Through Games Of March 15, 2019

Average RPI Win:	290	WON-LOST	WINNING	LAST 10	STRENGTH OF	OPP. STRENGTH	TEAM	ADJ.	CONF.	ADJ CONF.
Average RPI Loss:	177	RECORD	PCT. RANK	GAMES	SCHEDULE	OF SCHEDULE	RPI	RPI	RPI	RPI
DIV. I ONLY	4- 26	341	0- 1	253	241	331	331	13	13	
DIV. I NON-CONF.	2- 9	297	0- 0	330	338	345	345	15	15	
TOTALS	RPI 1-25	RPI 26-50	W-L RECORDS	RPI 51-100	RPI 101-999	RPI 150+				
4- 26	0- 2	0- 0	OVERALL	0- 4	4- 20	4- 16				
2- 12	0- 1	0- 0	HOME	0- 2	2- 9	2- 8				
2- 13	0- 1	0- 0	AWAY	0- 2	2- 10	2- 7				
0- 1	0- 0	0- 0	NEUTRAL	0- 0	0- 1	0- 1				
2- 9	0- 0	0- 0	NON-CONFERENCE	0- 0	2- 9	2- 7				
1- 4	0- 0	0- 0	HOME	0- 0	1- 4	1- 4				
1- 5	0- 0	0- 0	AWAY	0- 0	1- 5	1- 3				
0- 0	0- 0	0- 0	NEUTRAL	0- 0	0- 0	0- 0				
2- 17	0- 2	0- 0	CONFERENCE	0- 4	2- 11	2- 9				
1- 8	0- 1	0- 0	HOME	0- 2	1- 5	1- 4				
1- 8	0- 1	0- 0	AWAY	0- 2	1- 5	1- 4				
0- 1	0- 0	0- 0	NEUTRAL	0- 0	0- 1	0- 1				

RPI 1-25				RPI 26-50				RPI 51-100				RPI 101+ Team's RPI: 331			
RPI	S	Opponent	Score	RPI	S	Opponent	Score	RPI	S	Opponent	Score	RPI	S	Opponent	Score
17	A	Drake	39 66					70	A	Missouri St.	66 88	118	A	Dayton	30 69
17	H	Drake	47 78					70	H	Missouri St.	46 88	129	A	Morehead St.	63 85
								83	A	UNI	46 95	131	A	Illinois St.	59 82
								83	H	UNI	46 74	131	H	Illinois St.	61 72
												152	A	Bradley	63 81
												152	H	Bradley	68 75
												153	A	Southern Ill.	47 67
												153	H	Southern Ill.	60 80
												185	A	Wisconsin	60 96
												221	A	Marshall	65 72
												238	H	SIUE	45 54
												245	H	Southeast Mo. St.	50 54
												247	A	Indiana St.	59 56
												247	H	Indiana St.	69 76
												255	A	Loyola Chicago	56 61
												255	H	Loyola Chicago	51 71
												255 N		Loyola Chicago	80 90
												261	H	Austin Peay	56 52
												263	A	Murray St.	53 81
												303	A	Valparaiso	49 93
												303	H	Valparaiso	77 65
												334	H	Purdue Fort Wayne	66 72
												339	H	UIC	54 62
												348	A	Chicago St.	67 58
LAST 12 Division I GAMES:															
255 N		Loyola Chicago	80 90	255	H	Loyola Chicago	51 71								
153	H	Southern Ill.	60 80	303	H	Valparaiso	77 65								
70	H	Missouri St.	46 88	152	A	Bradley	63 81								
247	A	Indiana St.	59 56	131	A	Illinois St.	59 82								
83	A	UNI	46 95	247	H	Indiana St.	69 76								
17	A	Drake	39 66	17	H	Drake	47 78								

Non-Div I Games:

Evansville

Loss, Non-Conf, S Site, H Home A Away N Neutral

Average RPI Win:	239	WON-LOST	WINNING	LAST 10	STRENGTH OF	OPP. STRENGTH	TEAM	ADJ.	CONF.	ADJ CONF.
Average RPI Loss:	52	RECORD	PCT. RANK	GAMES	SCHEDULE	OF SCHEDULE	RPI	RPI	RPI	RPI
DIV. I ONLY	25- 4	13	2- 0	238	228	65	65	24	24	
DIV. I NON-CONF.	7- 4	108	0- 0	67	83	65	65	26	26	
TOTALS	RPI 1-25	RPI 26-50	W-L RECORDS	RPI 51-100	RPI 101-999	RPI 150+				
25- 4	0- 1	0- 1	OVERALL	1- 2	24- 0	22- 0				
14- 1	0- 0	0- 0	HOME	0- 1	14- 0	12- 0				
10- 2	0- 0	0- 1	AWAY	0- 1	10- 0	10- 0				
1- 1	0- 1	0- 0	NEUTRAL	1- 0	0- 0	0- 0				
7- 4	0- 1	0- 1	NON-CONFERENCE	1- 2	6- 0	4- 0				
4- 1	0- 0	0- 0	HOME	0- 1	4- 0	2- 0				
2- 2	0- 0	0- 1	AWAY	0- 1	2- 0	2- 0				
1- 1	0- 1	0- 0	NEUTRAL	1- 0	0- 0	0- 0				
18- 0	0- 0	0- 0	CONFERENCE	0- 0	18- 0	18- 0				
10- 0	0- 0	0- 0	HOME	0- 0	10- 0	10- 0				
8- 0	0- 0	0- 0	AWAY	0- 0	8- 0	8- 0				
0- 0	0- 0	0- 0	NEUTRAL	0- 0	0- 0	0- 0				

RPI 1-25				RPI 26-50				RPI 51-100				Team's RPI: 65	RPI 101+							
RPI	S	Opponent	Score	RPI	S	Opponent	Score	RPI	S	Opponent	Score		RPI	S	Opponent	Score				
4	N	Stanford	65 88	26	A	South Dakota St.	62 80	72	N	American	90 71		110	H	Houston	76 71				
								78	A	Duke	41 57		142	H	Abilene Christian	81 65				
								99	H	UAB	60 62		184	A	Liberty	65 64				
													184	H	Liberty	68 50				
													187	A	Hawaii	73 67				
													194	A	Saint Francis (PA)	83 69				
													200	A	North Ala.	68 52				
													200	H	North Ala.	76 51				
													209	A	Stetson	73 40				
													209	H	Stetson	61 42				
													233	A	Jacksonville	68 62				
													233	H	Jacksonville	82 58				
													234	A	North Florida	105 66				
													234	H	North Florida	80 48				
													292	A	Kennesaw St.	69 46				
													292	H	Kennesaw St.	77 48				
													292	H	Kennesaw St.	79 48				
													313	H	Coppin St.	93 61				
													321	H	FIU	100 58				
LAST 12 Division I GAMES:																				
				325	H	NJIT	58 45					209	A	Stetson	73 40		325	H	NJIT	61 42
				292	H	Kennesaw St.	77 48					325	H	NJIT	61 42		325	H	NJIT	58 45
				209	H	Stetson	61 42					184	A	Liberty	65 64		330	A	Lipscomb	80 46
				233	A	Jacksonville	68 62					200	H	North Ala.	76 51		330	H	Lipscomb	82 40
				292	H	Kennesaw St.	79 48					233	H	Jacksonville	82 58					
				330	A	Lipscomb	80 46					325	A	NJIT	67 35					

Non-Div I Games: Fla. Memorial 99 68 Johnson & Wales (FI109 64

FGCU

■ Loss,
 ■ Non-Conf,
 ■ S Site,
 ■ Home
 ■ Away
 N Neutral

Average RPI Win:	323	WON-LOST	WINNING	LAST 10	STRENGTH OF	OPP. STRENGTH	TEAM	ADJ.	CONF.	ADJ CONF.
Average RPI Loss:	156	RECORD	PCT. RANK	GAMES	SCHEDULE	OF SCHEDULE	RPI	RPI	RPI	RPI
DIV. I ONLY	5- 23	328	0- 1	167	248	321	321	14	14	
DIV. I NON-CONF.	3- 9	271	0- 1	156	345	303	303	17	17	
TOTALS	RPI 1-25	RPI 26-50	W-L RECORDS	RPI 51-100	RPI 101-999	RPI 150+				
5- 23	0- 1	0- 1	OVERALL	0- 5	5- 16	5- 12				
5- 12	0- 1	0- 0	HOME	0- 4	5- 7	5- 5				
0- 11	0- 0	0- 1	AWAY	0- 1	0- 9	0- 7				
0- 0	0- 0	0- 0	NEUTRAL	0- 0	0- 0	0- 0				
3- 9	0- 1	0- 0	NON-CONFERENCE	0- 2	3- 6	3- 5				
3- 6	0- 1	0- 0	HOME	0- 1	3- 4	3- 3				
0- 3	0- 0	0- 0	AWAY	0- 1	0- 2	0- 2				
0- 0	0- 0	0- 0	NEUTRAL	0- 0	0- 0	0- 0				
2- 14	0- 0	0- 1	CONFERENCE	0- 3	2- 10	2- 7				
2- 6	0- 0	0- 0	HOME	0- 3	2- 3	2- 2				
0- 8	0- 0	0- 1	AWAY	0- 0	0- 7	0- 5				
0- 0	0- 0	0- 0	NEUTRAL	0- 0	0- 0	0- 0				

RPI 1-25				RPI 26-50				RPI 51-100				RPI 101+ Team's RPI: 321			
RPI	S	Opponent	Score	RPI	S	Opponent	Score	RPI	S	Opponent	Score	RPI	S	Opponent	Score
19	H	Miami (FL)	43 94	34	A	Rice	44 76	63	H	Middle Tenn.	43 49	105	A	Charlotte	54 69
								65	A	FGCU	58 100	105	H	Charlotte	53 62
								95	H	South Alabama	77 84	108	A	Old Dominion	68 95
								96	H	Western Ky.	82 94	144	H	Georgia St.	61 67
								99	H	UAB	59 83	172	A	Louisiana Tech	72 90
												176	A	North Texas	50 75
												195	A	Southern Miss.	57 71
												199	H	Campbell	54 59
												208	A	Bethune-Cookman	57 68
												221	A	Marshall	42 87
												221	H	Marshall	58 86
												229	H	Howard	62 89
												233	H	Jacksonville	62 73
												234	A	North Florida	53 62
												258	H	UTEP	55 60
												302	H	UTSA	51 40
												307	A	Fla. Atlantic	55 77
												307	H	Fla. Atlantic	56 49
												311	H	Morgan St.	59 50
												346	H	Florida A&M	77 54
												350	H	Alcorn	75 40
LAST 12 Division I GAMES:															
				95	H	South Alabama	77 84	34	A	Rice	44 76				
				199	H	Campbell	54 59	258	H	UTEP	55 60				
				221	A	Marshall	42 87	302	H	UTSA	51 40				
				105	H	Charlotte	53 62	172	A	Louisiana Tech	72 90				
				307	H	Fla. Atlantic	56 49	195	A	Southern Miss.	57 71				
				176	A	North Texas	50 75	307	A	Fla. Atlantic	55 77				

Non-Div I Games: Palm Beach Atl. 63 66

FIU

Loss, Non-Conf, S Site, H Home A Away N Neutral

RPI 1-25				RPI 26-50				RPI 51-100				RPI 101+			
RPI	S	Opponent	Score	RPI	S	Opponent	Score	RPI	S	Opponent	Score	RPI	S	Opponent	Score
				39	A	Quinnipiac	36 81	97	H	Northeastern	50 59	117	A	Marist	44 85
				39	H	Quinnipiac	40 48					117	H	Marist	46 56
				39	N	Quinnipiac	48 63					161	H	William & Mary	54 60
				42	N	Bucknell	54 77					171	A	Rider	59 62
												171	H	Rider	53 60
												191	N	Furman	70 77
												204	N	Massachusetts	49 59
												211	A	Dartmouth	46 59
												216	H	Monmouth	63 73
												217	A	Xavier	35 48
												265	A	Manhattan	41 47
												272	A	Richmond	58 40
												274	A	Niagara	68 71
												274	H	Niagara	55 54
												274	N	Niagara	74 69
												278	A	Siena	66 40
												278	H	Siena	59 55
												282	A	Brown	49 68
												286	A	Canisius	50 53
												286	H	Canisius	72 65
												324	A	Iona	55 42
												324	H	Iona	67 56
												339	N	UIC	68 60
												347	A	Saint Peter's	69 61
												347	H	Saint Peter's	65 68
												351	H	LIU Brooklyn	71 43
LAST 12 Division I GAMES:															
				274	N	Niagara	74 69	39	H	Quinnipiac	40 48				
				39	N	Quinnipiac	48 63	278	A	Siena	66 40				
				171	H	Rider	53 60	274	H	Niagara	55 54				
				324	H	Iona	67 56	286	H	Canisius	72 65				
				347	A	Saint Peter's	69 61	216	H	Monmouth	63 73				
				117	A	Marist	44 85	265	A	Manhattan	41 47				

Non-Div I Games:

Through Games of March 15, 1915				Through Games of March 15, 1915						
Average RPI Win: 330		WON-LOST	WINNING	LAST 10	STRENGTH OF	OPP. STRENGTH	TEAM	ADJ.	CONF.	ADJ CONF.
Average RPI Loss: 241		RECORD	PCT. RANK	GAMES	SCHEDULE	OF SCHEDULE	RPI	RPI	RPI	RPI
DIV. I ONLY		6- 22	311	0- 1	341	351	344	344	31	31
DIV. I NON-CONF.		1- 8	322	0- 0	339	350	351	351	31	31

TOTALS	RPI 1-25		RPI 26-50		W-L RECORDS	RPI 51-100		RPI 101-999		RPI 150+
6- 22	0- 0		0- 0		OVERALL	0- 0		6- 22		6- 21
4- 8	0- 0		0- 0		HOME	0- 0		4- 8		4- 8
2- 14	0- 0		0- 0		AWAY	0- 0		2- 14		2- 13
0- 0	0- 0		0- 0		NEUTRAL	0- 0		0- 0		0- 0
1- 8	0- 0		0- 0		NON-CONFERENCE	0- 0		1- 8		1- 7
1- 2	0- 0		0- 0		HOME	0- 0		1- 2		1- 2
0- 6	0- 0		0- 0		AWAY	0- 0		0- 6		0- 5
0- 0	0- 0		0- 0		NEUTRAL	0- 0		0- 0		0- 0
5- 14	0- 0		0- 0		CONFERENCE	0- 0		5- 14		5- 14
3- 6	0- 0		0- 0		HOME	0- 0		3- 6		3- 6
2- 8	0- 0		0- 0		AWAY	0- 0		2- 8		2- 8
0- 0	0- 0		0- 0		NEUTRAL	0- 0		0- 0		0- 0

[illegible]

Non-Div I Games:	Georgian Court	70	45	Rutgers-Newark	97	51
------------------	----------------	----	----	----------------	----	----

Fairleigh Dickinson

Loss, Non-Conf, S Site, H Home A Away N Neutral

RPI	S	Opponent	Score	
351	A	LIU Brooklyn	69	52
351	H	LIU Brooklyn	68	49

F
a
i
r
l
e
i
g
h
D
i
c
k
i
n
s
o
n

F
a
i
r
l
e
i
g
h
D
i
c
k
i
n
s
o
n

Fairleigh Dickinson

Average RPI Win:	299	WON-LOST	WINNING	LAST 10	STRENGTH OF	OPP. STRENGTH	TEAM	ADJ.	CONF.	ADJ CONF.
Average RPI Loss:	150	RECORD	PCT. RANK	GAMES	SCHEDULE	OF SCHEDULE	RPI	RPI	RPI	RPI
DIV. I ONLY	5- 25	331	0- 1	140	201	307	307	14	14	
DIV. I NON-CONF.	3- 10	278	0- 0	179	313	291	291	17	17	
TOTALS	RPI 1-25	RPI 26-50	W-L RECORDS	RPI 51-100	RPI 101-999	RPI 150+				
5- 25	0- 0	0- 2	OVERALL	0- 5	5- 18	5- 13				
4- 12	0- 0	0- 0	HOME	0- 3	4- 9	4- 7				
1- 12	0- 0	0- 2	AWAY	0- 2	1- 8	1- 6				
0- 1	0- 0	0- 0	NEUTRAL	0- 0	0- 1	0- 0				
3- 10	0- 0	0- 1	NON-CONFERENCE	0- 1	3- 8	3- 7				
2- 6	0- 0	0- 0	HOME	0- 0	2- 6	2- 5				
1- 4	0- 0	0- 1	AWAY	0- 1	1- 2	1- 2				
0- 0	0- 0	0- 0	NEUTRAL	0- 0	0- 0	0- 0				
2- 15	0- 0	0- 1	CONFERENCE	0- 4	2- 10	2- 6				
2- 6	0- 0	0- 0	HOME	0- 3	2- 3	2- 2				
0- 8	0- 0	0- 1	AWAY	0- 1	0- 6	0- 4				
0- 1	0- 0	0- 0	NEUTRAL	0- 0	0- 1	0- 0				

RPI S	Opponent	Score	RPI S	Opponent	Score	RPI S	Opponent	Score	RPI S	Opponent	Score	Team's RPI: 307
34	A Rice	35 63	43	A Michigan St.	74 89	63	A Middle Tenn.	48 74	105	A Charlotte	47 68	
						63	H Middle Tenn.	55 74	108	A Old Dominion	53 87	
						69	A Little Rock	38 61	108	H Old Dominion	64 68	
						96	H Western Ky.	50 81	108	N Old Dominion	32 60	
						99	H UAB	64 89	144	H Georgia St.	59 75	
									152	H Bradley	59 80	
									169	A Tulane	45 88	
									172	A Louisiana Tech	55 86	
									176	A North Texas	62 82	
									183	H Saint Louis	61 93	
									191	A Furman	57 73	
									195	A Southern Miss.	45 67	
									201	H Hampton	68 72	
									202	H N.C. A&T	65 67	
									221	H Marshall	67 72	
									258	H UTEP	44 70	
									270	H Western Mich.	59 69	
									272	H Richmond	69 55	
									278	A Siena	70 66	
									302	H UTSA	86 70	
									320	H Lafayette	53 49	
									321	A FIU	49 56	
									321	H FIU	77 55	
LAST 12 Division I GAMES:												
108	N Old Dominion	32 60	34	A Rice	35 63	176	A North Texas	62 82	302	H UTSA	86 70	
183	H Saint Louis	61 93	176	A North Texas	62 82	258	H UTEP	44 70	195	A Southern Miss.	45 67	
152	H Bradley	59 80	302	H UTSA	86 70	195	A Southern Miss.	45 67	172	A Louisiana Tech	55 86	
108	H Old Dominion	64 68	258	H UTEP	44 70	172	A Louisiana Tech	55 86				
63	A Middle Tenn.	48 74										
321	A FIU	49 56										

Non-Div I Games:

Fla. Atlantic

Average RPI Win:	201	WON-LOST	WINNING	LAST 10	STRENGTH OF	OPP. STRENGTH	TEAM	ADJ.	CONF.	ADJ CONF.
Average RPI Loss:	89	RECORD	PCT. RANK	GAMES	SCHEDULE	OF SCHEDULE	RPI	RPI	RPI	RPI
DIV. I ONLY	8- 23	297	0- 1	60	69	212	212	5	5	
DIV. I NON-CONF.	4- 9	252	0- 0	130	188	251	251	5	5	
TOTALS	RPI 1-25	RPI 26-50	W-L RECORDS	RPI 51-100	RPI 101-999	RPI 150+				
8- 23	0- 6	1- 3	OVERALL	0- 5	7- 9	6- 4				
6- 9	0- 3	1- 1	HOME	0- 2	5- 3	4- 1				
1- 12	0- 3	0- 1	AWAY	0- 2	1- 6	1- 3				
1- 2	0- 0	0- 1	NEUTRAL	0- 1	1- 0	1- 0				
4- 9	0- 1	0- 1	NON-CONFERENCE	0- 2	4- 5	3- 2				
4- 3	0- 0	0- 0	HOME	0- 1	4- 2	3- 1				
0- 5	0- 1	0- 1	AWAY	0- 0	0- 3	0- 1				
0- 1	0- 0	0- 0	NEUTRAL	0- 1	0- 0	0- 0				
4- 14	0- 5	1- 2	CONFERENCE	0- 3	3- 4	3- 2				
2- 6	0- 3	1- 1	HOME	0- 1	1- 1	1- 0				
1- 7	0- 2	0- 0	AWAY	0- 2	1- 3	1- 2				
1- 1	0- 0	0- 1	NEUTRAL	0- 0	1- 0	1- 0				

RPI S	Opponent	Score	RPI S	Opponent	Score	RPI S	Opponent	Score	RPI S	Opponent	Score	Team's RPI: 212
8	H Mississippi St.	42 90	30	H Missouri	58 56	61	A Tennessee	50 67	102	A Ohio St.	41 46	
16	H Texas A&M	62 80	30	N Missouri	56 87	66	H Arkansas	73 83	111	A Georgia	58 93	
18	A South Carolina	40 71	47	A Indiana	64 83	87	A LSU	51 69	111	H Georgia	57 69	
18	H South Carolina	77 96	48	H Auburn	56 64	91	N Utah	58 74	115	H Northwestern	74 83	
21	A Florida St.	56 63				97	H Northeastern	66 79	134	A Mercer	82 92	
22	A Kentucky	51 62							140	H Texas Tech	72 67	
									156	A Alabama	67 74	
									156	H Alabama	57 55	
									203	A UNLV	53 56	
									208	H Bethune-Cookman	64 53	
									210	A Vanderbilt	78 66	
									237	A Ole Miss	66 76	
									237	N Ole Miss	64 57	
									243	H Gardner-Webb	58 60	
									280	H Charleston So.	70 60	
									346	H Florida A&M	62 38	
LAST 12 Division I GAMES:												
30	N Missouri	56 87	87	A LSU	51 69							
237	N Ole Miss	64 57	18	H South Carolina	77 96							
203	A UNLV	53 56	111	A Georgia	58 93							
210	A Vanderbilt	78 66	156	H Alabama	57 55							
111	H Georgia	57 69	22	A Kentucky	51 62							
16	H Texas A&M	62 80	61	A Tennessee	50 67							

Non-Div I Games:

Florida

■ Loss,
 ■ Non-Conf, S Site,
 ■ Home
 ■ Away
 N Neutral

Average RPI Win:	243	WON-LOST	WINNING	LAST 10	STRENGTH OF	OPP. STRENGTH	TEAM	ADJ.	CONF.	ADJ CONF.
Average RPI Loss:	234	RECORD	PCT. RANK	GAMES	SCHEDULE	OF SCHEDULE	RPI	RPI	RPI	RPI
DIV. I ONLY	3- 25	343	0- 1	305	341	346	346	32	32	
DIV. I NON-CONF.	1- 10	329	0- 0	267	179	339	339	32	32	
TOTALS	RPI 1-25	RPI 26-50	W-L RECORDS	RPI 51-100	RPI 101-999	RPI 150+				
3- 25	0- 1	1- 0	OVERALL	0- 1	2- 23	2- 23				
2- 8	0- 0	1- 0	HOME	0- 0	1- 8	1- 8				
1- 13	0- 1	0- 0	AWAY	0- 1	1- 11	1- 11				
0- 4	0- 0	0- 0	NEUTRAL	0- 0	0- 4	0- 4				
1- 10	0- 1	1- 0	NON-CONFERENCE	0- 1	0- 8	0- 8				
1- 1	0- 0	1- 0	HOME	0- 0	0- 1	0- 1				
0- 6	0- 1	0- 0	AWAY	0- 1	0- 4	0- 4				
0- 3	0- 0	0- 0	NEUTRAL	0- 0	0- 3	0- 3				
2- 15	0- 0	0- 0	CONFERENCE	0- 0	2- 15	2- 15				
1- 7	0- 0	0- 0	HOME	0- 0	1- 7	1- 7				
1- 7	0- 0	0- 0	AWAY	0- 0	1- 7	1- 7				
0- 1	0- 0	0- 0	NEUTRAL	0- 0	0- 1	0- 1				

RPI S	Opponent	Score	RPI S	Opponent	Score	RPI S	Opponent	Score	RPI S	Opponent	Score	Team's RPI: 346
19 A	Miami (FL)	54 103	44 H	Miami (OH)	57 56	61 A	Tennessee	31 96	169 N	Tulane	34 78	
									202 A	N.C. A&T	53 77	
									202 H	N.C. A&T	48 56	
									205 H	UMES	36 68	
									208 A	Bethune-Cookman	60 70	
									208 H	Bethune-Cookman	50 52	
									209 A	Stetson	44 69	
									212 A	Florida	38 62	
									215 H	Jacksonville St.	31 62	
									229 A	Howard	68 74	
									229 H	Howard	59 81	
									229 N	Howard	53 59	
									234 A	North Florida	53 64	
									250 A	Norfolk St.	58 60	
									250 H	Norfolk St.	45 69	
									270 N	Western Mich.	50 69	
									299 A	South Carolina St.	48 61	
									311 A	Morgan St.	71 75	
									313 A	Coppin St.	53 73	
									321 A	FIU	54 77	
									326 N	Omaha	50 57	
									335 H	N.C. Central	57 64	
									340 H	Delaware St.	57 52	
									345 A	Savannah St.	60 55	
									345 H	Savannah St.	50 54	
LAST 12 Division I GAMES:												
229 N	Howard	53 59	345 A	Savannah St.	60 55							
326 N	Omaha	50 57	250 H	Norfolk St.	45 69							
208 A	Bethune-Cookman	60 70	229 H	Howard	59 81							
202 A	N.C. A&T	53 77	335 H	N.C. Central	57 64							
208 H	Bethune-Cookman	50 52	202 H	N.C. A&T	48 56							
299 A	South Carolina St.	48 61	311 A	Morgan St.	71 75							

Non-Div I Games: Edward Waters 70 64

Florida A&M

■ Loss,
 ■ Non-Conf,
 ■ S Site,
 ■ Home
 ■ A Away
 N Neutral

Average RPI Win:	122	WON-LOST	WINNING	LAST 10	STRENGTH OF	OPP. STRENGTH	TEAM	ADJ.	CONF.	ADJ CONF.
Average RPI Loss:	29	RECORD	PCT. RANK	GAMES	SCHEDULE	OF SCHEDULE	RPI	RPI	RPI	RPI
DIV. I ONLY	23- 8	49	0- 1	35	11	21	21	1	1	
DIV. I NON-CONF.	12- 1	11	0- 0	148	82	32	32	1	1	
TOTALS	RPI 1-25	RPI 26-50	W-L RECORDS	RPI 51-100	RPI 101-999	RPI 150+				
23- 8	3- 5	1- 2	OVERALL	7- 1	12- 0	5- 0				
12- 4	2- 2	0- 1	HOME	3- 1	7- 0	3- 0				
8- 3	0- 2	1- 1	AWAY	3- 0	4- 0	1- 0				
3- 1	1- 1	0- 0	NEUTRAL	1- 0	1- 0	1- 0				
12- 1	1- 0	0- 0	NON-CONFERENCE	2- 1	9- 0	5- 0				
7- 1	0- 0	0- 0	HOME	2- 1	5- 0	3- 0				
3- 0	0- 0	0- 0	AWAY	0- 0	3- 0	1- 0				
2- 0	1- 0	0- 0	NEUTRAL	0- 0	1- 0	1- 0				
11- 7	2- 5	1- 2	CONFERENCE	5- 0	3- 0	0- 0				
5- 3	2- 2	0- 1	HOME	1- 0	2- 0	0- 0				
5- 3	0- 2	1- 1	AWAY	3- 0	1- 0	0- 0				
1- 1	0- 1	0- 0	NEUTRAL	1- 0	0- 0	0- 0				

RPI	S	Opponent	Score	RPI	S	Opponent	Score	RPI	S	Opponent	Score	RPI	S	Opponent	Score
1	A	Notre Dame	70 97	37	A	North Carolina	64 63	67	A	Georgia Tech	64 55	116	A	St. John's (NY)	57 53
3	H	Louisville	49 68	50	A	Clemson	68 73	73	A	Virginia Tech	56 54	126	H	Pittsburgh	78 46
7	N	Iowa	71 67	50	H	Clemson	45 57	78	H	Duke	66 62	133	A	Boston College	91 71
9	H	NC State	75 70					78	N	Duke	51 41	134	A	Mercer	57 56
9	N	NC State	62 69					87	H	LSU	45 58	144	H	Georgia St.	79 43
10	H	Syracuse	88 94					90	H	Troy	103 67	145	H	Penn St.	87 58
19	A	Miami (FL)	54 64					92	H	Creighton	71 52	148	H	Wake Forest	85 61
19	H	Miami (FL)	62 58					98	A	Virginia	63 61	198	A	Milwaukee	87 62
												212	H	Florida	63 56
												233	H	Jacksonville	79 46
												234	H	North Florida	74 53
												333	N	Eastern Ky.	62 45
LAST 12 Division I GAMES:															
		9 N NC State	62 69			126 H Pittsburgh	78 46								
		78 N Duke	51 41			50 A Clemson	68 73								
		7 N Iowa	71 67			1 A Notre Dame	70 97								
		67 A Georgia Tech	64 55			9 H NC State	75 70								
		10 H Syracuse	88 94			148 H Wake Forest	85 61								
		19 A Miami (FL)	54 64			19 H Miami (FL)	62 58								

Non-Div I Games:

Florida St.

■ Loss,
■ Non-Conf,
■ S Site,
■ H Home
■ A Away
N Neutral

Average RPI Win: 196	WON-LOST	WINNING	LAST 10	STRENGTH OF	OPP. STRENGTH	TEAM	ADJ.	CONF.	ADJ CONF.
Average RPI Loss: 104	RECORD	PCT. RANK	GAMES	SCHEDULE	OF SCHEDULE	RPI	RPI	RPI	RPI
DIV. I ONLY	25- 8	45	3- 0	203	114	81	81	17	17
DIV. I NON-CONF.	9- 5	104	0- 0	231	24	133	133	16	16
TOTALS	RPI 1-25	RPI 26-50	W-L RECORDS	RPI 51-100	RPI 101-999	RPI 150+			
25- 8	0- 0	0- 1	OVERALL	3- 3	22- 4	17- 1			
12- 3	0- 0	0- 0	HOME	2- 1	10- 2	7- 1			
8- 4	0- 0	0- 0	AWAY	0- 2	8- 2	8- 0			
5- 1	0- 0	0- 1	NEUTRAL	1- 0	4- 0	2- 0			
9- 5	0- 0	0- 1	NON-CONFERENCE	2- 2	7- 2	5- 0			
6- 1	0- 0	0- 0	HOME	2- 0	4- 1	3- 0			
1- 3	0- 0	0- 0	AWAY	0- 2	1- 1	1- 0			
2- 1	0- 0	0- 1	NEUTRAL	0- 0	2- 0	1- 0			
16- 3	0- 0	0- 0	CONFERENCE	1- 1	15- 2	12- 1			
6- 2	0- 0	0- 0	HOME	0- 1	6- 1	4- 1			
7- 1	0- 0	0- 0	AWAY	0- 0	7- 1	7- 0			
3- 0	0- 0	0- 0	NEUTRAL	1- 0	2- 0	1- 0			

RPI S	Opponent	Score	RPI S	Opponent	Score	RPI S	Opponent	Score	RPI S	Opponent	Score
28 N	Texas	54 72	54 H	Maine	72 64	105 H	Charlotte	71 64	118 A	Dayton	50 72
			63 H	Middle Tenn.	61 49	118 H	Dayton	57 48	126 A	Pittsburgh	62 65
			71 A	Georgetown	38 58	126 A	Pittsburgh	62 65	135 N	Washington	65 57
			93 H	VCU	44 47	136 H	Duquesne	57 46	136 N	Duquesne	76 34
			93 N	VCU	62 47	145 H	Penn St.	55 72	151 A	Davidson	58 42
			97 A	Northeastern	54 58	151 H	Davidson	56 60	183 A	Saint Louis	56 53
						183 H	Saint Louis	54 51	204 H	Massachusetts	76 64
						204 N	Massachusetts	73 62	204 N	Massachusetts	73 62
						219 A	George Washington	50 38	219 A	George Washington	50 38
						220 N	Ball St.	78 70	220 N	Ball St.	78 70
						227 H	George Mason	64 53	227 H	George Mason	64 53
						235 A	Saint Joseph's	51 41	235 A	Saint Joseph's	51 41
						252 H	Columbia	68 49	252 H	Columbia	68 49
						260 A	Rhode Island	56 38	260 A	Rhode Island	56 38
						262 A	St. Bonaventure	53 44	262 A	St. Bonaventure	53 44
						265 H	Manhattan	65 61	265 H	Manhattan	65 61
						272 H	Richmond	60 48	272 H	Richmond	60 48
						283 A	La Salle	65 54	283 A	La Salle	65 54
						318 H	Wagner	80 59	318 H	Wagner	80 59
						324 A	Iona	57 40	324 A	Iona	57 40
LAST 12 Division I GAMES:											
204 N	Massachusetts	73 62	235 A	Saint Joseph's	51 41	204 H	Massachusetts	76 64	262 A	St. Bonaventure	53 44
136 N	Duquesne	76 34	118 H	Dayton	57 48	262 A	St. Bonaventure	53 44	151 A	Davidson	58 42
93 N	VCU	62 47	204 H	Massachusetts	76 64	151 A	Davidson	58 42	227 H	George Mason	64 53
63 H	Middle Tenn.	61 49	262 A	St. Bonaventure	53 44	227 H	George Mason	64 53			
28 N	Texas	54 72	151 A	Davidson	58 42						
135 N	Washington	65 57	227 H	George Mason	64 53						

Non-Div I Games:

Fordham

Fresno St.

Through Games Of March 15, 2019

Average RPI Win:	202	WON-LOST	WINNING	LAST 10	STRENGTH OF	OPP. STRENGTH	TEAM	ADJ.	CONF.	ADJ CONF.
Average RPI Loss:	110	RECORD	PCT. RANK	GAMES	SCHEDULE	OF SCHEDULE	RPI	RPI	RPI	RPI
DIV. I ONLY	17- 12	126	1- 1	135	118	119	119	15	15	
DIV. I NON-CONF.	5- 4	139	0- 0	154	44	107	107	12	12	
TOTALS	RPI 1-25	RPI 26-50	W-L RECORDS	RPI 51-100	RPI 101-999	RPI 150+				
17- 12	0- 1	0- 4	OVERALL	3- 3	14- 4	14- 4				
9- 4	0- 0	0- 1	HOME	2- 1	7- 2	7- 2				
8- 7	0- 1	0- 2	AWAY	1- 2	7- 2	7- 2				
0- 1	0- 0	0- 1	NEUTRAL	0- 0	0- 0	0- 0				
5- 4	0- 1	0- 1	NON-CONFERENCE	1- 1	4- 1	4- 1				
4- 0	0- 0	0- 0	HOME	1- 0	3- 0	3- 0				
1- 4	0- 1	0- 1	AWAY	0- 1	1- 1	1- 1				
0- 0	0- 0	0- 0	NEUTRAL	0- 0	0- 0	0- 0				
12- 8	0- 0	0- 3	CONFERENCE	2- 2	10- 3	10- 3				
5- 4	0- 0	0- 1	HOME	1- 1	4- 2	4- 2				
7- 3	0- 0	0- 1	AWAY	1- 1	6- 1	6- 1				
0- 1	0- 0	0- 1	NEUTRAL	0- 0	0- 0	0- 0				

RPI 1-25				RPI 26-50				RPI 51-100				RPI 101+				Team's RPI: 119	
RPI	S	Opponent	Score	RPI	S	Opponent	Score	RPI	S	Opponent	Score	RPI	S	Opponent	Score		
23	A	Arizona St.	52 68	35	A	UCLA	80 89	53	A	Southern California	61 62	164	H	Santa Clara	80 53		
				38	A	Boise St.	76 83	56	A	New Mexico	73 82	180	A	Utah St.	64 53		
				38	H	Boise St.	60 72	56	H	New Mexico	77 70	180	H	Utah St.	70 59		
				38	N	Boise St.	77 89	62	A	Wyoming	66 64	182	A	Eastern Wash.	68 58		
								62	H	Wyoming	56 63	198	H	Milwaukee	65 48		
								76	H	UT Arlington	70 61	203	A	UNLV	66 55		
												203	H	UNLV	73 55		
												207	A	San Diego St.	87 81		
												207	H	San Diego St.	58 59		
												222	A	Northern Ariz.	73 86		
												245	A	Nevada	79 63		
												245	H	Nevada	41 57		
												281	A	Colorado St.	66 55		
												281	H	Colorado St.	57 54		
												297	A	Air Force	77 70		
												298	A	San Jose St.	57 65		
												298	H	San Jose St.	77 48		
												317	H	Cal Poly	76 58		
LAST 12 Division I GAMES:																	
203	A	UNLV	66 55	297	A	Air Force	77 70										
38	N	Boise St.	77 89	56	H	New Mexico	77 70										
298	A	San Jose St.	57 65	38	A	Boise St.	76 83										
207	H	San Diego St.	58 59	203	H	UNLV	73 55										
62	A	Wyoming	66 64	180	A	Utah St.	64 53										
245	H	Nevada	41 57	56	A	New Mexico	73 82										

Non-Div I Games: Stanislaus St. 86 51 Fresno Pacific 90 51

Fresno St.

Loss, Non-Conf, S Site, H Home A Away N Neutral

Average RPI Win:	276	WON-LOST	WINNING	LAST 10	STRENGTH OF	OPP. STRENGTH	TEAM	ADJ.	CONF.	ADJ CONF.
Average RPI Loss:	150	RECORD	PCT. RANK	GAMES	SCHEDULE	OF SCHEDULE	RPI	RPI	RPI	RPI
DIV. I ONLY	18- 12	115	2- 1	323	246	191	191	28	28	
DIV. I NON-CONF.	7- 6	153	0- 0	274	205	210	210	25	25	
TOTALS	RPI 1-25	RPI 26-50	W-L RECORDS	RPI 51-100	RPI 101-999	RPI 150+				
18- 12	0- 2	0- 0	OVERALL	0- 1	18- 9	18- 5				
11- 2	0- 0	0- 0	HOME	0- 1	11- 1	11- 0				
4- 8	0- 2	0- 0	AWAY	0- 0	4- 6	4- 4				
3- 2	0- 0	0- 0	NEUTRAL	0- 0	3- 2	3- 1				
7- 6	0- 2	0- 0	NON-CONFERENCE	0- 1	7- 3	7- 2				
5- 1	0- 0	0- 0	HOME	0- 1	5- 0	5- 0				
1- 4	0- 2	0- 0	AWAY	0- 0	1- 2	1- 1				
1- 1	0- 0	0- 0	NEUTRAL	0- 0	1- 1	1- 1				
11- 6	0- 0	0- 0	CONFERENCE	0- 0	11- 6	11- 3				
6- 1	0- 0	0- 0	HOME	0- 0	6- 1	6- 0				
3- 4	0- 0	0- 0	AWAY	0- 0	3- 4	3- 3				
2- 1	0- 0	0- 0	NEUTRAL	0- 0	2- 1	2- 0				

RPI	S	Opponent	Score	RPI	S	Opponent	Score	RPI	S	Opponent	Score	RPI	S	Opponent	Score	Team's RPI: 191
8	A	Mississippi St.	41 106					63	H	Middle Tenn.	71 78	111	A	Georgia	38 61	
18	A	South Carolina	53 66									134	A	Mercer	62 66	
												134	H	Mercer	60 75	
												134	N	Mercer	63 66	
												168	A	Chattanooga	53 73	
												168	H	Chattanooga	61 54	
												168	N	Chattanooga	73 67	
												174	H	UNC Asheville	58 47	
												241	A	ETSU	70 75	
												241	H	ETSU	57 55	
												242	N	Western Ill.	78 85	
												243	H	Gardner-Webb	70 57	
												257	A	Wofford	75 84	
												257	H	Wofford	63 50	
												285	N	Fairfield	77 70	
												290	A	Samford	74 41	
												290	H	Samford	57 36	
												290	N	Samford	67 52	
												292	A	Kennesaw St.	63 74	
												296	A	Col. of Charleston	70 67	
												307	H	Fla. Atlantic	73 57	
												309	A	UNC Greensboro	59 49	
												309	H	UNC Greensboro	64 61	
												315	H	Presbyterian	76 68	
												341	A	Western Caro.	53 28	
												341	H	Western Caro.	65 55	
LAST 12 Division I GAMES:																
290	N	Samford	67 52	241	H	ETSU	57 55									
168	N	Chattanooga	73 67	168	H	Chattanooga	61 54									
134	N	Mercer	63 66	309	A	UNC Greensboro	59 49									
290	A	Samford	74 41	341	A	Western Caro.	53 28									
134	A	Mercer	62 66	134	H	Mercer	60 75									
257	A	Wofford	75 84	290	H	Samford	57 36									

Non-Div I Games: Coker 71 42 North Greenville 74 78

Furman

Loss, Non-Conf, S Site, H Home A Away N Neutral

F
u
r
m
a
n

RPI S Furman Score

Through Games Of March 15, 2019

RPI	S	Opponent	Score
343	H	USC Upstate	78 67

F
u
r
m
a
n

Furman

Ga. Southern

Through Games Of March 15, 2019

Average RPI Win:	268	WON-LOST	WINNING	LAST 10	STRENGTH OF	OPP. STRENGTH	TEAM	ADJ.	CONF.	ADJ CONF.
Average RPI Loss:	155	RECORD	PCT. RANK	GAMES	SCHEDULE	OF SCHEDULE	RPI	RPI	RPI	RPI
DIV. I ONLY	6- 22	311	0- 1	145	253	287	287	12	12	
DIV. I NON-CONF.	4- 6	212	0- 0	194	349	223	223	14	14	
TOTALS	RPI 1-25	RPI 26-50	W-L RECORDS	RPI 51-100	RPI 101-999	RPI 150+				
6- 22	0- 0	0- 0	OVERALL	0- 8	6- 14	6- 8				
3- 10	0- 0	0- 0	HOME	0- 3	3- 7	3- 4				
3- 12	0- 0	0- 0	AWAY	0- 5	3- 7	3- 4				
0- 0	0- 0	0- 0	NEUTRAL	0- 0	0- 0	0- 0				
4- 6	0- 0	0- 0	NON-CONFERENCE	0- 1	4- 5	4- 2				
2- 2	0- 0	0- 0	HOME	0- 0	2- 2	2- 1				
2- 4	0- 0	0- 0	AWAY	0- 1	2- 3	2- 1				
0- 0	0- 0	0- 0	NEUTRAL	0- 0	0- 0	0- 0				
2- 16	0- 0	0- 0	CONFERENCE	0- 7	2- 9	2- 6				
1- 8	0- 0	0- 0	HOME	0- 3	1- 5	1- 3				
1- 8	0- 0	0- 0	AWAY	0- 4	1- 4	1- 3				
0- 0	0- 0	0- 0	NEUTRAL	0- 0	0- 0	0- 0				

RPI S	Opponent	Score	RPI S	Opponent	Score	RPI S	Opponent	Score	RPI S	Opponent	Score	Team's RPI: 287
69	A Little Rock	51 80	111	A Georgia	38 81							
73	A Virginia Tech	49 78	127	H Appalachian St.	52 70							
76	A UT Arlington	48 81	134	H Mercer	72 79							
76	H UT Arlington	53 74	139	A Stony Brook	43 72							
90	A Troy	78 100	144	A Georgia St.	66 73							
90	H Troy	81 97	144	H Georgia St.	66 83							
95	A South Alabama	60 73	163	A Texas St.	65 55							
95	H South Alabama	53 69	163	H Texas St.	52 64							
			179	H Coastal Caro.	73 76							
			189	A Arkansas St.	75 86							
			208	H Bethune-Cookman	77 76							
			257	H Wofford	65 81							
			268	A Louisiana	48 59							
			268	H Louisiana	79 71							
			292	A Kennesaw St.	59 78							
			300	A La.-Monroe	57 58							
			300	H La.-Monroe	62 80							
			306	H Winthrop	64 55							
			315	A Presbyterian	69 68							
			345	A Savannah St.	82 71							
LAST 12 Division I GAMES:												
144	A Georgia St.	66 73	95	A South Alabama	60 73							
189	A Arkansas St.	75 86	300	H La.-Monroe	62 80							
69	A Little Rock	51 80	268	H Louisiana	79 71							
127	H Appalachian St.	52 70	144	H Georgia St.	66 83							
179	H Coastal Caro.	73 76	163	A Texas St.	65 55							
90	A Troy	78 100	76	A UT Arlington	48 81							

Non-Div I Games: Coastal Ga. 68 46

Ga. Southern

■ Loss,
 ■ Non-Conf, S Site,
 ■ Home
 ■ Away
 N Neutral

Average RPI Win:	271	WON-LOST	WINNING	LAST 10	STRENGTH OF	OPP. STRENGTH	TEAM	ADJ.	CONF.	ADJ CONF.
Average RPI Loss:	187	RECORD	PCT. RANK	GAMES	SCHEDULE	OF SCHEDULE	RPI	RPI	RPI	RPI
DIV. I ONLY	13- 15	198	0- 1	298	304	243	243	27	27	
DIV. I NON-CONF.	3- 6	241	0- 0	206	280	231	231	29	29	
TOTALS	RPI 1-25	RPI 26-50	W-L RECORDS	RPI 51-100	RPI 101-999	RPI 150+				
13- 15	0- 0	0- 0	OVERALL	0- 2	13- 13	13- 9				
7- 5	0- 0	0- 0	HOME	0- 0	7- 5	7- 3				
6- 10	0- 0	0- 0	AWAY	0- 2	6- 8	6- 6				
0- 0	0- 0	0- 0	NEUTRAL	0- 0	0- 0	0- 0				
3- 6	0- 0	0- 0	NON-CONFERENCE	0- 1	3- 5	3- 3				
1- 2	0- 0	0- 0	HOME	0- 0	1- 2	1- 1				
2- 4	0- 0	0- 0	AWAY	0- 1	2- 3	2- 2				
0- 0	0- 0	0- 0	NEUTRAL	0- 0	0- 0	0- 0				
10- 9	0- 0	0- 0	CONFERENCE	0- 1	10- 8	10- 6				
6- 3	0- 0	0- 0	HOME	0- 0	6- 3	6- 2				
4- 6	0- 0	0- 0	AWAY	0- 1	4- 5	4- 4				
0- 0	0- 0	0- 0	NEUTRAL	0- 0	0- 0	0- 0				

RPI S	Opponent	Score	RPI S	Opponent	Score	RPI S	Opponent	Score	RPI S	Opponent	Score	Team's RPI: 243
						55	A Drexel	48 65	113	A High Point	70 78	
						82	A Radford	69 79	113	H High Point	61 78	
									129	H Morehead St.	69 84	
									138	A Delaware	45 69	
									151	H Davidson	54 49	
									174	A UNC Asheville	56 72	
									174	H UNC Asheville	69 59	
									191	A Furman	57 70	
									199	A Campbell	52 38	
									199	H Campbell	63 69	
									201	A Hampton	80 82	
									201	H Hampton	68 46	
									212	A Florida	60 58	
									224	H Mt. St. Mary's	62 69	
									257	A Wofford	53 59	
									280	A Charleston So.	58 66	
									280	H Charleston So.	75 65	
									306	A Winthrop	65 52	
									306	H Winthrop	62 64	
									315	A Presbyterian	66 58	
									315	H Presbyterian	67 62	
									338	A Longwood	79 85	
									338	H Longwood	80 78	
									341	A Western Caro.	62 52	
									343	A USC Upstate	75 67	
									343	H USC Upstate	92 72	
LAST 12 Division I GAMES:												
			174	A UNC Asheville	56 72		199	H Campbell	63 69			
			343	A USC Upstate	75 67		306	A Winthrop	65 52			
			315	H Presbyterian	67 62		338	H Longwood	80 78			
			280	A Charleston So.	58 66		82	A Radford	69 79			
			113	A High Point	70 78		338	A Longwood	79 85			
			201	H Hampton	68 46		280	H Charleston So.	75 65			

Non-Div I Games: Converse 79 51 Pfeiffer 82 46 Warren Wilson 100 37

Gardner-Webb

Loss, Non-Conf, S Site, H Home A Away N Neutral

George Mason

Through Games Of March 15, 2019

Average RPI Win:	239	WON-LOST	WINNING	LAST 10	STRENGTH OF	OPP. STRENGTH	TEAM	ADJ.	CONF.	ADJ CONF.
Average RPI Loss:	168	RECORD	PCT. RANK	GAMES	SCHEDULE	OF SCHEDULE	RPI	RPI	RPI	RPI
DIV. I ONLY	16- 14	150	0- 1	334	154	227	227	17	17	
DIV. I NON-CONF.	8- 5	119	0- 0	315	177	185	185	16	16	
TOTALS	RPI 1-25	RPI 26-50	W-L RECORDS	RPI 51-100	RPI 101-999	RPI 150+				
16- 14	0- 0	0- 0	OVERALL	0- 3	16- 11	14- 7				
10- 5	0- 0	0- 0	HOME	0- 1	10- 4	8- 2				
6- 9	0- 0	0- 0	AWAY	0- 2	6- 7	6- 5				
0- 0	0- 0	0- 0	NEUTRAL	0- 0	0- 0	0- 0				
8- 5	0- 0	0- 0	NON-CONFERENCE	0- 1	8- 4	7- 1				
5- 1	0- 0	0- 0	HOME	0- 0	5- 1	4- 0				
3- 4	0- 0	0- 0	AWAY	0- 1	3- 3	3- 1				
0- 0	0- 0	0- 0	NEUTRAL	0- 0	0- 0	0- 0				
8- 9	0- 0	0- 0	CONFERENCE	0- 2	8- 7	7- 6				
5- 4	0- 0	0- 0	HOME	0- 1	5- 3	4- 2				
3- 5	0- 0	0- 0	AWAY	0- 1	3- 4	3- 4				
0- 0	0- 0	0- 0	NEUTRAL	0- 0	0- 0	0- 0				

RPI 1-25				RPI 26-50				RPI 51-100				RPI 101+				Team's RPI: 227	
RPI	S	Opponent	Score	RPI	S	Opponent	Score	RPI	S	Opponent	Score	RPI	S	Opponent	Score		
								72	A	American	71	86	110	H	Houston	56	66
								81	A	Fordham	53	64	118	H	Dayton	54	51
								93	H	VCU	38	62	135	A	Washington	52	81
												136	H	Duquesne	57	60	
												138	H	Delaware	72	46	
												150	A	Kansas	56	77	
												151	A	Davidson	59	67	
												183	A	Saint Louis	53	60	
												204	A	Massachusetts	70	52	
												204	H	Massachusetts	80	86	
												205	H	UMES	70	49	
												219	A	George Washington	64	60	
												219	H	George Washington	61	46	
												228	A	UMKC	91	84	
												229	A	Howard	59	73	
												235	H	Saint Joseph's	68	59	
												249	H	Colgate	64	61	
												260	H	Rhode Island	75	69	
												262	A	St. Bonaventure	55	64	
												262	H	St. Bonaventure	57	68	
												267	H	Loyola Maryland	70	38	
												272	A	Richmond	67	52	
												283	A	La Salle	71	77	
												283	H	La Salle	59	42	
												296	H	Col. of Charleston	66	52	
												297	A	Air Force	78	71	
LAST 12 Division I GAMES:																	
				204	H	Massachusetts	80	86				283	H	La Salle	59	42	
				283	A	La Salle	71	77				81	A	Fordham	53	64	
				235	H	Saint Joseph's	68	59				219	H	George Washington	61	46	
				118	H	Dayton	54	51				262	A	St. Bonaventure	55	64	
				272	A	Richmond	67	52				183	A	Saint Louis	53	60	
				93	H	VCU	38	62				260	H	Rhode Island	75	69	

Non-Div I Games:

George Mason

■ Loss,
 ■ Non-Conf,
 ■ S Site,
 ■ H Home
 ■ A Away
 N Neutral

RPI	S	Opponent	Score
333	A	Eastern Ky.	91 75

G
e
o
r
g
e
M
a
s
o
n

G
e
o
r
g
e
M
a
s
o
n

George Mason

Average RPI Win: 176	WON-LOST	WINNING	LAST 10	STRENGTH OF	OPP. STRENGTH	TEAM	ADJ.	CONF.	ADJ CONF.
Average RPI Loss: 150	RECORD	PCT. RANK	GAMES	SCHEDULE	OF SCHEDULE	RPI	RPI	RPI	RPI
DIV. I ONLY	10- 20	262	0- 1	106	146	219	219	17	17
DIV. I NON-CONF.	3- 10	278	0- 0	41	76	217	217	16	16
TOTALS	RPI 1-25	RPI 26-50	W-L RECORDS	RPI 51-100	RPI 101-999	RPI 150+			
10- 20	0- 2	0- 1	OVERALL	2- 3	8- 14	5- 10			
6- 9	0- 1	0- 0	HOME	2- 2	4- 6	2- 4			
4- 9	0- 0	0- 1	AWAY	0- 0	4- 8	3- 6			
0- 2	0- 1	0- 0	NEUTRAL	0- 1	0- 0	0- 0			
3- 10	0- 2	0- 1	NON-CONFERENCE	1- 2	2- 5	1- 3			
3- 4	0- 1	0- 0	HOME	1- 1	2- 2	1- 1			
0- 4	0- 0	0- 1	AWAY	0- 0	0- 3	0- 2			
0- 2	0- 1	0- 0	NEUTRAL	0- 1	0- 0	0- 0			
7- 10	0- 0	0- 0	CONFERENCE	1- 1	6- 9	4- 7			
3- 5	0- 0	0- 0	HOME	1- 1	2- 4	1- 3			
4- 5	0- 0	0- 0	AWAY	0- 0	4- 5	3- 4			
0- 0	0- 0	0- 0	NEUTRAL	0- 0	0- 0	0- 0			

RPI 1-25			RPI 26-50			RPI 51-100			RPI 101+ Team's RPI: 219		
RPI	S	Opponent	Score	RPI	S	Opponent	Score	RPI	S	Opponent	Score
9	N	NC State	61 69	36	A	James Madison	37 50	52	H	Princeton	64 49
14	H	Maryland	30 69					57	H	Villanova	45 60
								67	N	Georgia Tech	55 70
								81	H	Fordham	38 50
								93	H	VCU	57 48
LAST 12 Division I GAMES:											
235	A	Saint Joseph's	49 61	235	H	Saint Joseph's	38 41	114	A	South Fla.	30 63
272	A	Richmond	48 56	227	A	George Mason	46 61	118	A	Dayton	53 62
136	H	Duquesne	53 64	183	A	Saint Louis	44 60	118	H	Dayton	46 45
262	H	St. Bonaventure	57 44	151	H	Davidson	42 62	122	H	Towson	76 63
204	A	Massachusetts	66 59	136	A	Duquesne	55 54	134	H	Mercer	53 61
118	A	Dayton	53 62	136	H	Duquesne	53 64	136	H	Duquesne	53 64
				272	H	George Mason	60 64	151	H	Davidson	42 62
				232	H	Memphis	51 38	161	A	William & Mary	59 73
				235	A	Saint Joseph's	49 61	183	A	Saint Louis	44 60
				235	H	Saint Joseph's	38 41	204	A	Massachusetts	66 59
				260	A	Rhode Island	64 59	216	H	Monmouth	51 55
				262	H	St. Bonaventure	57 44	227	A	George Mason	46 61
				272	A	Richmond	48 56	227	H	George Mason	60 64
				283	A	La Salle	67 59	232	H	Memphis	51 38
				324	A	Iona	43 52	235	A	Saint Joseph's	49 61
								235	H	Saint Joseph's	38 41
								260	A	Rhode Island	64 59
								262	H	St. Bonaventure	57 44
								272	A	Richmond	48 56
								283	A	La Salle	67 59
								324	A	Iona	43 52

Non-Div I Games:

George Washington

■ Loss,
 ■ Non-Conf,
 ■ S Site,
 ■ H Home
 ■ A Away
 N Neutral

Georgetown

Through Games Of March 15, 2019

Average RPI Win:	146	WON-LOST	WINNING	LAST 10	STRENGTH OF	OPP. STRENGTH	TEAM	ADJ.	CONF.	ADJ CONF.
Average RPI Loss:	49	RECORD	PCT. RANK	GAMES	SCHEDULE	OF SCHEDULE	RPI	RPI	RPI	RPI
DIV. I ONLY	16- 15	164	1- 0	18	55	71	71	6	6	
DIV. I NON-CONF.	6- 5	143	0- 0	21	49	71	71	4	4	
TOTALS	RPI 1-25	RPI 26-50	W-L RECORDS	RPI 51-100	RPI 101-999	RPI 150+				
16- 15	0- 7	0- 2	OVERALL	5- 4	11- 2	6- 0				
10- 5	0- 3	0- 0	HOME	3- 2	7- 0	3- 0				
5- 7	0- 2	0- 1	AWAY	1- 2	4- 2	3- 0				
1- 3	0- 2	0- 1	NEUTRAL	1- 0	0- 0	0- 0				
6- 5	0- 2	0- 2	NON-CONFERENCE	1- 1	5- 0	4- 0				
4- 2	0- 1	0- 0	HOME	1- 1	3- 0	2- 0				
2- 1	0- 0	0- 1	AWAY	0- 0	2- 0	2- 0				
0- 2	0- 1	0- 1	NEUTRAL	0- 0	0- 0	0- 0				
10- 10	0- 5	0- 0	CONFERENCE	4- 3	6- 2	2- 0				
6- 3	0- 2	0- 0	HOME	2- 1	4- 0	1- 0				
3- 6	0- 2	0- 0	AWAY	1- 2	2- 2	1- 0				
1- 1	0- 1	0- 0	NEUTRAL	1- 0	0- 0	0- 0				

RPI 1-25				RPI 26-50				RPI 51-100				RPI 101+			
RPI	S	Opponent	Score	RPI	S	Opponent	Score	RPI	S	Opponent	Score	RPI	S	Opponent	Score
2	N	Baylor	46 67	33	N	Buffalo	64 73	57	A	Villanova	43 91	116	A	St. John's (NY)	51 59
9	H	NC State	65 76	36	A	James Madison	57 69	57	H	Villanova	68 63	116	H	St. John's (NY)	82 80
12	A	Marquette	52 59					57	N	Villanova	76 67	119	A	Providence	68 52
12	H	Marquette	62 72					75	A	Butler	72 42	119	H	Providence	61 56
12	N	Marquette	62 75					75	H	Butler	50 59	126	H	Pittsburgh	70 41
20	A	DePaul	71 76					81	H	Fordham	58 38	141	A	Seton Hall	63 76
20	H	DePaul	64 69					92	A	Creighton	38 65	141	H	Seton Hall	51 43
								92	H	Creighton	62 53	171	A	Rider	79 49
								93	H	VCU	45 47	205	H	UMES	74 55
												217	A	Xavier	67 64
												217	H	Xavier	68 61
												267	H	Loyola Maryland	45 30
												272	A	Richmond	73 53
LAST 12 Division I GAMES:															
57	N	Villanova	76 67	57	A	Villanova	43 91								
12	N	Marquette	62 75	20	A	DePaul	71 76								
217	A	Xavier	67 64	12	A	Marquette	52 59								
75	A	Butler	72 42	119	H	Providence	61 56								
116	H	St. John's (NY)	82 80	92	H	Creighton	62 53								
141	H	Seton Hall	51 43	141	A	Seton Hall	63 76								

Non-Div I Games:

Georgetown

■ Loss,
 ■ Non-Conf, S Site,
 ■ Home
 ■ Away
 N Neutral

Average RPI Win:	207	WON-LOST	WINNING	LAST 10	STRENGTH OF	OPP. STRENGTH	TEAM	ADJ.	CONF.	ADJ CONF.
Average RPI Loss:	45	RECORD	PCT. RANK	GAMES	SCHEDULE	OF SCHEDULE	RPI	RPI	RPI	RPI
DIV. I ONLY	18- 12	115	0- 1	120	77	111	111	5	5	
DIV. I NON-CONF.	9- 4	85	0- 0	240	247	137	137	5	5	
TOTALS	RPI 1-25	RPI 26-50	W-L RECORDS	RPI 51-100	RPI 101-999	RPI 150+				
18- 12	0- 5	0- 3	OVERALL	4- 3	14- 1	13- 1				
13- 3	0- 2	0- 0	HOME	3- 0	10- 1	9- 1				
4- 7	0- 2	0- 3	AWAY	1- 2	3- 0	3- 0				
1- 2	0- 1	0- 0	NEUTRAL	0- 1	1- 0	1- 0				
9- 4	0- 1	0- 1	NON-CONFERENCE	0- 2	9- 0	8- 0				
8- 0	0- 0	0- 0	HOME	0- 0	8- 0	7- 0				
0- 3	0- 0	0- 1	AWAY	0- 2	0- 0	0- 0				
1- 1	0- 1	0- 0	NEUTRAL	0- 0	1- 0	1- 0				
9- 8	0- 4	0- 2	CONFERENCE	4- 1	5- 1	5- 1				
5- 3	0- 2	0- 0	HOME	3- 0	2- 1	2- 1				
4- 4	0- 2	0- 2	AWAY	1- 0	3- 0	3- 0				
0- 1	0- 0	0- 0	NEUTRAL	0- 1	0- 0	0- 0				

RPI 1-25				RPI 26-50				RPI 51-100				RPI 101+ Team's RPI: 111			
RPI	S	Opponent	Score	RPI	S	Opponent	Score	RPI	S	Opponent	Score	RPI	S	Opponent	Score
8	A	Mississippi St.	71 80	30	A	Missouri	35 61	57	A	Villanova	56 62	134	H	Mercer	67 60
14	N	Maryland	51 58	35	A	UCLA	69 80	61	H	Tennessee	66 62	156	A	Alabama	76 67
16	H	Texas A&M	66 76	48	A	Auburn	58 59	66	A	Arkansas	80 72	156	H	Alabama	53 58
18	A	South Carolina	57 65					66	H	Arkansas	93 83	191	H	Furman	61 38
22	H	Kentucky	53 58					66	N	Arkansas	76 86	210	A	Vanderbilt	71 64
								67	A	Georgia Tech	53 63	212	A	Florida	69 57
								87	H	LSU	63 50	212	H	Florida	93 58
												237	H	Ole Miss	78 56
												262	H	St. Bonaventure	67 40
												280	H	Charleston So.	83 75
												287	H	Ga. Southern	81 38
												306	H	Winthrop	85 39
												311	N	Morgan St.	60 33
												315	H	Presbyterian	83 59
												330	H	Lipscomb	77 45
LAST 12 Division I GAMES:															
66	N	Arkansas	76 86	18	A	South Carolina	57 65								
22	H	Kentucky	53 58	212	H	Florida	93 58								
212	A	Florida	69 57	48	A	Auburn	58 59								
156	A	Alabama	76 67	66	A	Arkansas	80 72								
66	H	Arkansas	93 83	156	H	Alabama	53 58								
237	H	Ole Miss	78 56	16	H	Texas A&M	66 76								

Non-Div I Games:

Georgia

■ Loss,
 ■ Non-Conf,
 ■ S Site,
 ■ H Home
 ■ A Away
 N Neutral

Average RPI Win: 232		WON-LOST	WINNING	LAST 10	STRENGTH OF	OPP. STRENGTH	TEAM	ADJ.	CONF.	ADJ CONF.
Average RPI Loss: 113		RECORD	PCT. RANK	GAMES	SCHEDULE	OF SCHEDULE	RPI	RPI	RPI	RPI
DIV. I ONLY		17- 13	131	0- 1	174	180	144	144	12	12
DIV. I NON-CONF.		6- 5	143	0- 0	213	255	169	169	14	14
TOTALS		RPI 1-25	RPI 26-50	W-L RECORDS	RPI 51-100	RPI 101-999	RPI 150+			
17- 13	0- 1		0- 1	OVERALL	3- 6	14- 5	13- 4			
10- 4	0- 0		0- 0	HOME	2- 2	8- 2	7- 2			
7- 8	0- 1		0- 1	AWAY	1- 4	6- 2	6- 2			
0- 1	0- 0		0- 0	NEUTRAL	0- 0	0- 1	0- 0			
6- 5	0- 1		0- 1	NON-CONFERENCE	0- 2	6- 1	6- 1			
4- 1	0- 0		0- 0	HOME	0- 1	4- 0	4- 0			
2- 4	0- 1		0- 1	AWAY	0- 1	2- 1	2- 1			
0- 0	0- 0		0- 0	NEUTRAL	0- 0	0- 0	0- 0			
11- 8	0- 0		0- 0	CONFERENCE	3- 4	8- 4	7- 3			
6- 3	0- 0		0- 0	HOME	2- 1	4- 2	3- 2			
5- 4	0- 0		0- 0	AWAY	1- 3	4- 1	4- 1			
0- 1	0- 0		0- 0	NEUTRAL	0- 0	0- 1	0- 0			

RPI 1-25				RPI 26-50				RPI 51-100				RPI 101+				Team's RPI: 144	
RPI	S	Opponent	Score	RPI	S	Opponent	Score	RPI	S	Opponent	Score	RPI	S	Opponent	Score		
21	A	Florida St.	43 79	34	A	Rice	49 66	63	A	Middle Tenn.	54 69	127	H	Appalachian St.	85 75		
								67	H	Georgia Tech	71 78	127	N	Appalachian St.	45 47		
								69	A	Little Rock	50 82	163	A	Texas St.	57 34		
								76	A	UT Arlington	45 69	163	H	Texas St.	60 69		
								76	H	UT Arlington	50 48	179	H	Coastal Caro.	62 67		
								90	A	Troy	85 70	189	A	Arkansas St.	64 62		
								90	H	Troy	84 80	208	H	Bethune-Cookman	62 57		
								95	A	South Alabama	59 62	215	A	Jacksonville St.	56 61		
								95	H	South Alabama	59 68	268	A	Louisiana	54 57		
												268	H	Louisiana	74 71		
												287	A	Ga. Southern	83 66		
												287	H	Ga. Southern	73 66		
												292	H	Kennesaw St.	79 73		
												300	A	La.-Monroe	56 41		
												300	H	La.-Monroe	68 46		
												307	A	Fla. Atlantic	75 59		
												309	H	UNC Greensboro	70 63		
												321	A	FIU	67 61		
												335	H	N.C. Central	65 54		
LAST 12 Division I GAMES:																	
				127	N	Appalachian St.	45 47	95	A	South Alabama	59 62						
				287	H	Ga. Southern	73 66	90	A	Troy	85 70						
				69	A	Little Rock	50 82	268	H	Louisiana	74 71						
				189	A	Arkansas St.	64 62	300	H	La.-Monroe	68 46						
				179	H	Coastal Caro.	62 67	287	A	Ga. Southern	83 66						
				127	H	Appalachian St.	85 75	76	A	UT Arlington	45 69						

Non-Div I Games:

Georgia St.

Loss, Non-Conf, S Site, H Home A Away N Neutral

Average RPI Win:	155	WON-LOST	WINNING	LAST 10	STRENGTH OF	OPP. STRENGTH	TEAM	ADJ.	CONF.	ADJ CONF.
Average RPI Loss:	40	RECORD	PCT. RANK	GAMES	SCHEDULE	OF SCHEDULE	RPI	RPI	RPI	RPI
DIV. I ONLY	17- 13	131	0- 1	46	20	67	67	1	1	
DIV. I NON-CONF.	10- 3	59	0- 0	181	176	70	70	1	1	
TOTALS	RPI 1-25	RPI 26-50	W-L RECORDS	RPI 51-100	RPI 101-999	RPI 150+				
17- 13	1- 7	1- 3	OVERALL	2- 1	13- 2	5- 0				
11- 3	1- 3	1- 0	HOME	2- 0	7- 0	4- 0				
3- 8	0- 4	0- 2	AWAY	0- 1	3- 1	0- 0				
3- 2	0- 0	0- 1	NEUTRAL	0- 0	3- 1	1- 0				
10- 3	0- 1	0- 0	NON-CONFERENCE	0- 0	10- 2	5- 0				
6- 0	0- 0	0- 0	HOME	0- 0	6- 0	4- 0				
1- 2	0- 1	0- 0	AWAY	0- 0	1- 1	0- 0				
3- 1	0- 0	0- 0	NEUTRAL	0- 0	3- 1	1- 0				
7- 10	1- 6	1- 3	CONFERENCE	2- 1	3- 0	0- 0				
5- 3	1- 3	1- 0	HOME	2- 0	1- 0	0- 0				
2- 6	0- 3	0- 2	AWAY	0- 1	2- 0	0- 0				
0- 1	0- 0	0- 1	NEUTRAL	0- 0	0- 0	0- 0				

RPI 1-25				RPI 26-50				RPI 51-100				Team's RPI: 67	RPI 101+			
RPI	S	Opponent	Score	RPI	S	Opponent	Score	RPI	S	Opponent	Score		RPI	S	Opponent	Score
1	A	Notre Dame	50 90	37	A	North Carolina	90 91	73	H	Virginia Tech	76 68		109	N	Idaho St.	74 51
1	H	Notre Dame	55 76	37	N	North Carolina	73 80	78	H	Duke	70 64		110	A	Houston	89 95
3	A	Louisville	44 61	50	A	Clemson	61 71	98	A	Virginia	45 53		111	H	Georgia	63 53
9	H	NC State	60 68	50	H	Clemson	75 53						118	N	Dayton	66 85
10	H	Syracuse	65 55										126	H	Pittsburgh	67 55
14	A	Maryland	54 67										127	H	Appalachian St.	71 53
19	A	Miami (FL)	56 69										133	A	Boston College	81 76
21	H	Florida St.	55 64										141	N	Seton Hall	84 73
													144	A	Georgia St.	78 71
													148	A	Wake Forest	60 46
													219	N	George Washington	70 55
													257	H	Wofford	81 40
													269	H	Alabama St.	69 42
													292	H	Kennesaw St.	60 35
													341	H	Western Caro.	84 49
LAST 12 Division I GAMES:																
				37	N	North Carolina	73 80	148	A	Wake Forest	60 46					
				21	H	Florida St.	55 64	126	H	Pittsburgh	67 55					
				19	A	Miami (FL)	56 69	1	A	Notre Dame	50 90					
				98	A	Virginia	45 53	37	A	North Carolina	90 91					
				50	H	Clemson	75 53	9	H	NC State	60 68					
				73	H	Virginia Tech	76 68	10	H	Syracuse	65 55					

Non-Div I Games:

Georgia Tech

■ Loss,
■ Non-Conf,
■ S Site,
■ H Home
■ A Away
N Neutral

Gonzaga

Through Games Of March 15, 2019

Average RPI Win: 140	WON-LOST	WINNING	LAST 10	STRENGTH OF	OPP. STRENGTH	TEAM	ADJ.	CONF.	ADJ CONF.
Average RPI Loss: 19	RECORD	PCT. RANK	GAMES	SCHEDULE	OF SCHEDULE	RPI	RPI	RPI	RPI
DIV. I ONLY	28- 4	7	1- 1	52	68	13	13	7	7
DIV. I NON-CONF.	11- 1	13	0- 0	52	5	11	11	7	7
TOTALS	RPI 1-25	RPI 26-50	W-L RECORDS	RPI 51-100	RPI 101-999	RPI 150+			
28- 4	1- 4	4- 0	OVERALL	5- 0	18- 0	13- 0			
14- 1	1- 1	1- 0	HOME	2- 0	10- 0	7- 0			
11- 1	0- 1	1- 0	AWAY	2- 0	8- 0	6- 0			
3- 2	0- 2	2- 0	NEUTRAL	1- 0	0- 0	0- 0			
11- 1	1- 1	1- 0	NON-CONFERENCE	3- 0	6- 0	5- 0			
6- 0	1- 0	0- 0	HOME	1- 0	4- 0	3- 0			
3- 0	0- 0	0- 0	AWAY	1- 0	2- 0	2- 0			
2- 1	0- 1	1- 0	NEUTRAL	1- 0	0- 0	0- 0			
17- 3	0- 3	3- 0	CONFERENCE	2- 0	12- 0	8- 0			
8- 1	0- 1	1- 0	HOME	1- 0	6- 0	4- 0			
8- 1	0- 1	1- 0	AWAY	1- 0	6- 0	4- 0			
1- 1	0- 1	1- 0	NEUTRAL	0- 0	0- 0	0- 0			

RPI S	Opponent	Score	RPI S	Opponent	Score	RPI S	Opponent	Score	RPI S	Opponent	Score
1 N	Notre Dame	65 81	27 N	Rutgers	57 40	70 A	Missouri St.	70 67	101 A	Pacific	63 51
4 H	Stanford	79 73	49 A	Saint Mary's (CA)	66 52	86 H	Idaho	88 51	101 H	Pacific	88 65
25 A	BYU	68 70	49 H	Saint Mary's (CA)	74 62	96 N	Western Ky.	76 55	104 A	Loyola Marymount	78 53
25 H	BYU	64 66	49 N	Saint Mary's (CA)	78 77	100 A	Pepperdine	79 54	104 H	Loyola Marymount	68 58
25 N	BYU	68 82				100 H	Pepperdine	83 60	109 H	Idaho St.	70 51
									157 H	Washington St.	76 53
									164 A	Santa Clara	74 61
									164 H	Santa Clara	78 61
									182 A	Eastern Wash.	63 51
									186 H	Montana	76 52
									190 A	Portland	93 62
									190 H	Portland	97 71
									203 A	UNLV	70 59
									253 A	San Francisco	64 44
									253 H	San Francisco	78 51
									275 A	San Diego	86 61
									275 H	San Diego	71 44
									281 H	Colorado St.	50 39
LAST 12 Division I GAMES:											
49 N	Saint Mary's (CA)	78 77	253 A	San Francisco	64 44						
25 N	BYU	68 82	164 A	Santa Clara	74 61						
96 N	Western Ky.	76 55	25 H	BYU	64 66						
27 N	Rutgers	57 40	275 H	San Diego	71 44						
104 H	Loyola Marymount	68 58	190 A	Portland	93 62						
100 H	Pepperdine	83 60	49 A	Saint Mary's (CA)	66 52						

Non-Div I Games:

Gonzaga

■ Loss,
 ■ Non-Conf, S Site,
 ■ Home
 ■ Away
 N Neutral

Grambling

Through Games Of March 15, 2019

Average RPI Win:	253	WON-LOST	WINNING	LAST 10	STRENGTH OF	OPP. STRENGTH	TEAM	ADJ.	CONF.	ADJ CONF.
Average RPI Loss:	175	RECORD	PCT. RANK	GAMES	SCHEDULE	OF SCHEDULE	RPI	RPI	RPI	RPI
DIV. I ONLY	16- 16	168	1- 1	286	296	206	206	29	29	
DIV. I NON-CONF.	3- 9	271	0- 0	115	81	208	208	28	28	
TOTALS	RPI 1-25	RPI 26-50	W-L RECORDS	RPI 51-100	RPI 101-999	RPI 150+				
16- 16	0- 0	1- 2	OVERALL	0- 1	15- 13	14- 10				
8- 3	0- 0	0- 0	HOME	0- 0	8- 3	8- 3				
6- 11	0- 0	0- 1	AWAY	0- 1	6- 9	6- 6				
2- 2	0- 0	1- 1	NEUTRAL	0- 0	1- 1	0- 1				
3- 9	0- 0	1- 2	NON-CONFERENCE	0- 1	2- 6	1- 3				
1- 0	0- 0	0- 0	HOME	0- 0	1- 0	1- 0				
0- 8	0- 0	0- 1	AWAY	0- 1	0- 6	0- 3				
2- 1	0- 0	1- 1	NEUTRAL	0- 0	1- 0	0- 0				
13- 7	0- 0	0- 0	CONFERENCE	0- 0	13- 7	13- 7				
7- 3	0- 0	0- 0	HOME	0- 0	7- 3	7- 3				
6- 3	0- 0	0- 0	AWAY	0- 0	6- 3	6- 3				
0- 1	0- 0	0- 0	NEUTRAL	0- 0	0- 1	0- 1				

RPI S	Opponent	Score	RPI S	Opponent	Score	RPI S	Opponent	Score	RPI S	Opponent	Score	Team's RPI: 206
40 N	South Dakota	53 67	76 A	UT Arlington	54 78	104 N	Loyola Marymount	62 61				
47 N	Indiana	65 62				114 A	South Fla.	50 67				
48 A	Auburn	48 97				143 A	Oklahoma St.	40 86				
						150 A	Kansas	45 76				
						156 A	Alabama	55 73				
						160 A	Southern U.	65 71				
						160 H	Southern U.	81 86				
						160 N	Southern U.	69 71				
						188 A	Prairie View	64 63				
						188 H	Prairie View	73 57				
						195 A	Southern Miss.	47 68				
						226 A	Texas Southern	75 67				
						226 H	Texas Southern	72 61				
						226 H	Texas Southern	72 55				
						240 A	Jackson St.	60 89				
						240 H	Jackson St.	74 77				
						259 A	Wichita St.	61 70				
						269 A	Alabama St.	80 72				
						269 H	Alabama St.	63 45				
						301 A	Alabama A&M	63 51				
						301 H	Alabama A&M	71 61				
						312 H	McNeese	75 51				
						329 A	Mississippi Val.	61 79				
						329 H	Mississippi Val.	52 54				
						349 A	Ark.-Pine Bluff	67 57				
						349 H	Ark.-Pine Bluff	77 57				

LAST 12 Division I GAMES:

226 H	Texas Southern	72 61	240 A	Jackson St.	60 89
160 N	Southern U.	69 71	188 H	Prairie View	73 57
301 H	Alabama A&M	71 61	226 H	Texas Southern	72 55
269 H	Alabama St.	63 45	350 A	Alcorn	79 63
329 A	Mississippi Val.	61 79	160 A	Southern U.	65 71
349 A	Ark.-Pine Bluff	67 57	329 H	Mississippi Val.	52 54

Non-Div I Games:

Grambling

■ Loss,
 ■ Non-Conf,
 ■ S Site,
 ■ Home
 ■ A Away
 N Neutral

RPI	S	Opponent	Score	
350	A	Alcorn	79	63
350	H	Alcorn	61	56

G
r
a
m
b
l
i
n
g

G
r
a
m
b
l
i
n
g

Grambling

Average RPI Win:	283	WON-LOST	WINNING	LAST 10	STRENGTH OF	OPP. STRENGTH	TEAM	ADJ.	CONF.	ADJ CONF.
Average RPI Loss:	231	RECORD	PCT. RANK	GAMES	SCHEDULE	OF SCHEDULE	RPI	RPI	RPI	RPI
DIV. I ONLY	7- 20	295	0- 1	343	328	342	342	30	30	
DIV. I NON-CONF.	2- 8	293	0- 0	325	283	344	344	30	30	
TOTALS	RPI 1-25	RPI 26-50	W-L RECORDS	RPI 51-100	RPI 101-999	RPI 150+				
7- 20	0- 0	0- 0	OVERALL	0- 0	7- 20	6- 17				
6- 7	0- 0	0- 0	HOME	0- 0	6- 7	5- 6				
1- 12	0- 0	0- 0	AWAY	0- 0	1- 12	1- 10				
0- 1	0- 0	0- 0	NEUTRAL	0- 0	0- 1	0- 1				
2- 8	0- 0	0- 0	NON-CONFERENCE	0- 0	2- 8	2- 6				
2- 3	0- 0	0- 0	HOME	0- 0	2- 3	2- 2				
0- 5	0- 0	0- 0	AWAY	0- 0	0- 5	0- 4				
0- 0	0- 0	0- 0	NEUTRAL	0- 0	0- 0	0- 0				
5- 12	0- 0	0- 0	CONFERENCE	0- 0	5- 12	4- 11				
4- 4	0- 0	0- 0	HOME	0- 0	4- 4	3- 4				
1- 7	0- 0	0- 0	AWAY	0- 0	1- 7	1- 6				
0- 1	0- 0	0- 0	NEUTRAL	0- 0	0- 1	0- 1				

[illegible]

Non-Div I Games:

Grand Canyon

Loss, Non-Conf, S Site, H Home A Away N Neutral

RPI	S	Opponent	Score
351	H	LIU Brooklyn	65 62

G
r
a
n
d
C
a
n
y
o
n

G
r
a
n
d
C
a
n
y
o
n

Grand Canyon

Average RPI Win:	215	WON-LOST	WINNING	LAST 10	STRENGTH OF	OPP. STRENGTH	TEAM	ADJ.	CONF.	ADJ CONF.
Average RPI Loss:	65	RECORD	PCT. RANK	GAMES	SCHEDULE	OF SCHEDULE	RPI	RPI	RPI	RPI
DIV. I ONLY	21- 9	62	1- 0	105	184	68	68	21	21	
DIV. I NON-CONF.	4- 5	190	0- 0	3	17	36	36	19	19	
TOTALS	RPI 1-25	RPI 26-50	W-L RECORDS	RPI 51-100	RPI 101-999	RPI 150+				
21- 9	0- 2	1- 2	OVERALL	2- 2	18- 3	14- 0				
12- 2	0- 0	0- 0	HOME	2- 0	10- 2	8- 0				
8- 6	0- 2	1- 2	AWAY	0- 1	7- 1	6- 0				
1- 1	0- 0	0- 0	NEUTRAL	0- 1	1- 0	0- 0				
4- 5	0- 2	1- 2	NON-CONFERENCE	1- 0	2- 1	1- 0				
3- 1	0- 0	0- 0	HOME	1- 0	2- 1	1- 0				
1- 4	0- 2	1- 2	AWAY	0- 0	0- 0	0- 0				
0- 0	0- 0	0- 0	NEUTRAL	0- 0	0- 0	0- 0				
17- 4	0- 0	0- 0	CONFERENCE	1- 2	16- 2	13- 0				
9- 1	0- 0	0- 0	HOME	1- 0	8- 1	7- 0				
7- 2	0- 0	0- 0	AWAY	0- 1	7- 1	6- 0				
1- 1	0- 0	0- 0	NEUTRAL	0- 1	1- 0	0- 0				

RPI 1-25				RPI 26-50				RPI 51-100				Team's RPI: 68	RPI 101+			
RPI	S	Opponent	Score	RPI	S	Opponent	Score	RPI	S	Opponent	Score		RPI	S	Opponent	Score
12	A	Marquette	54 80	26	A	South Dakota St.	47 77	54	H	Maine	70 39		115	H	Northwestern	55 57
20	A	DePaul	64 73	30	A	Missouri	56 49	58	A	Wright St.	67 85		118	H	Dayton	51 35
				40	A	South Dakota	49 55	58	H	Wright St.	56 37		121	A	Youngstown St.	59 70
								58	N	Wright St.	52 55		121	H	Youngstown St.	60 42
													121	N	Youngstown St.	55 53
													132	A	IUPUI	45 43
													132	H	IUPUI	63 67
													185	H	Wisconsin	55 46
													198	A	Milwaukee	76 62
													198	H	Milwaukee	59 45
													244	A	Northern Ky.	81 61
													244	H	Northern Ky.	70 42
													284	A	Cleveland St.	76 63
													284	H	Cleveland St.	73 30
													284	H	Cleveland St.	62 53
													310	A	Oakland	77 53
													310	H	Oakland	72 32
													336	A	Detroit Mercy	65 40
													336	H	Detroit Mercy	82 37
													339	A	UIC	77 53
													339	H	UIC	62 32
LAST 12 Division I GAMES:																
				284	H	Cleveland St.	73 30					310	H	Oakland	72 32	
				121	N	Youngstown St.	55 53					284	A	Cleveland St.	76 63	
						58 N Wright St.	52 55					121	A	Youngstown St.	59 70	
				339	A	UIC	77 53					58	H	Wright St.	56 37	
				132	A	IUPUI	45 43					244	H	Northern Ky.	70 42	
				336	H	Detroit Mercy	82 37					198	H	Milwaukee	59 45	

Non-Div I Games: Wis.-Parkside 81 32

Green Bay

■ Loss,
■ Non-Conf,
■ S Site,
■ Home
■ A Away
N Neutral

Average RPI Win:	258	WON-LOST	WINNING	LAST 10	STRENGTH OF	OPP. STRENGTH	TEAM	ADJ.	CONF.	ADJ CONF.
Average RPI Loss:	173	RECORD	PCT. RANK	GAMES	SCHEDULE	OF SCHEDULE	RPI	RPI	RPI	RPI
DIV. I ONLY	15- 14	157	0- 1	252	288	201	201	27	27	
DIV. I NON-CONF.	3- 7	256	0- 0	227	141	279	279	29	29	
TOTALS	RPI 1-25	RPI 26-50	W-L RECORDS	RPI 51-100	RPI 101-999	RPI 150+				
15- 14	0- 1	1- 0	OVERALL	1- 2	13- 11	13- 9				
9- 4	0- 0	1- 0	HOME	1- 0	7- 4	7- 3				
6- 7	0- 1	0- 0	AWAY	0- 1	6- 5	6- 4				
0- 3	0- 0	0- 0	NEUTRAL	0- 1	0- 2	0- 2				
3- 7	0- 1	1- 0	NON-CONFERENCE	0- 1	2- 5	2- 5				
2- 2	0- 0	1- 0	HOME	0- 0	1- 2	1- 2				
1- 3	0- 1	0- 0	AWAY	0- 0	1- 2	1- 2				
0- 2	0- 0	0- 0	NEUTRAL	0- 1	0- 1	0- 1				
12- 7	0- 0	0- 0	CONFERENCE	1- 1	11- 6	11- 4				
7- 2	0- 0	0- 0	HOME	1- 0	6- 2	6- 1				
5- 4	0- 0	0- 0	AWAY	0- 1	5- 3	5- 2				
0- 1	0- 0	0- 0	NEUTRAL	0- 0	0- 1	0- 1				

RPI 1-25				RPI 26-50				RPI 51-100				RPI 101+ Team's RPI: 201			
RPI	S	Opponent	Score	RPI	S	Opponent	Score	RPI	S	Opponent	Score	RPI	S	Opponent	Score
9	A	NC State	51 83	36	H	James Madison	72 65	64	N	SFA	68 70	113	A	High Point	73 82
								82	A	Radford	59 84	113	H	High Point	98 104
								82	H	Radford	68 54	168	H	Chattanooga	50 58
												174	A	UNC Asheville	61 58
												195	A	Cornell	53 79
												199	A	Campbell	46 52
												199	H	Campbell	61 50
												199	N	Campbell	63 85
												239	H	Elon	62 77
												243	A	Gardner-Webb	46 68
												243	H	Gardner-Webb	82 80
												252	A	Columbia	63 88
												266	N	Sacramento St.	61 65
												280	A	Charleston So.	74 66
												280	H	Charleston So.	57 72
												290	H	Samford	64 57
												306	A	Winthrop	84 63
												306	H	Winthrop	88 63
												307	A	Fla. Atlantic	72 68
												315	A	Presbyterian	82 68
												315	H	Presbyterian	79 62
												338	A	Longwood	86 70
												338	H	Longwood	66 40
												343	H	USC Upstate	67 43
LAST 12 Division I GAMES:															
				199	N	Campbell	63 85	338	A	Longwood	86 70				
				266	N	Sacramento St.	61 65	243	A	Gardner-Webb	46 68				
				306	H	Winthrop	88 63	280	H	Charleston So.	57 72				
				82	A	Radford	59 84	199	H	Campbell	61 50				
				113	H	High Point	98 104	315	H	Presbyterian	79 62				
				315	A	Presbyterian	82 68	113	A	High Point	73 82				

Non-Div I Games: Mid-Atlantic Christl15 48

Hampton

■ Loss,
 ■ Non-Conf,
 ■ S Site,
 ■ Home
 ■ A Away
 N Neutral

Average RPI Win:	249	WON-LOST	WINNING	LAST 10	STRENGTH OF	OPP. STRENGTH	TEAM	ADJ.	CONF.	ADJ CONF.
Average RPI Loss:	75	RECORD	PCT. RANK	GAMES	SCHEDULE	OF SCHEDULE	RPI	RPI	RPI	RPI
DIV. I ONLY	23- 10	68	1- 1	171	219	103	103	23	23	
DIV. I NON-CONF.	7- 7	162	0- 0	132	100	143	143	24	24	
TOTALS	RPI 1-25	RPI 26-50	W-L RECORDS	RPI 51-100	RPI 101-999	RPI 150+				
23- 10	0- 2	0- 1	OVERALL	2- 5	21- 2	18- 2				
14- 2	0- 0	0- 1	HOME	2- 1	12- 0	10- 0				
9- 6	0- 1	0- 0	AWAY	0- 4	9- 1	8- 1				
0- 2	0- 1	0- 0	NEUTRAL	0- 0	0- 1	0- 1				
7- 7	0- 2	0- 1	NON-CONFERENCE	1- 3	6- 1	6- 1				
4- 2	0- 0	0- 1	HOME	1- 1	3- 0	3- 0				
3- 3	0- 1	0- 0	AWAY	0- 2	3- 0	3- 0				
0- 2	0- 1	0- 0	NEUTRAL	0- 0	0- 1	0- 1				
16- 3	0- 0	0- 0	CONFERENCE	1- 2	15- 1	12- 1				
10- 0	0- 0	0- 0	HOME	1- 0	9- 0	7- 0				
6- 3	0- 0	0- 0	AWAY	0- 2	6- 1	5- 1				
0- 0	0- 0	0- 0	NEUTRAL	0- 0	0- 0	0- 0				

RPI 1-25				RPI 26-50				RPI 51-100				RPI 101+ Team's RPI: 103			
RPI	S	Opponent	Score	RPI	S	Opponent	Score	RPI	S	Opponent	Score	RPI	S	Opponent	Score
3	N	Louisville	69 86	43	H	Michigan St.	66 74	52	H	Princeton	38 75	139	A	Stony Brook	64 36
19	A	Miami (FL)	62 75					54	A	Maine	48 68	139	H	Stony Brook	64 59
								54	A	Maine	58 78	139	H	Stony Brook	73 62
								54	H	Maine	49 46	153	N	Southern Ill.	50 72
								56	A	New Mexico	65 72	161	H	William & Mary	50 45
								57	A	Villanova	41 59	236	A	Albany (NY)	68 56
								88	H	Harvard	73 60	236	H	Albany (NY)	82 35
												254	A	Binghamton	62 73
												254	H	Binghamton	63 50
												260	A	Rhode Island	65 51
												279	A	Vermont	76 48
												279	H	Vermont	61 32
												294	H	Bryant	67 57
												305	A	UMBC	66 52
												305	H	UMBC	65 48
												305	H	UMBC	92 47
												311	H	Morgan St.	80 59
												319	A	New Hampshire	66 48
												319	H	New Hampshire	56 49
												325	A	NJIT	84 53
												327	A	UMass Lowell	66 44
												327	H	UMass Lowell	69 45
												328	A	Central Conn. St.	54 52
LAST 12 Division I GAMES:															
139	H	Stony Brook	64 59	254	H	Binghamton	63 50								
54	A	Maine	48 68	327	H	UMass Lowell	69 45								
305	H	UMBC	65 48	319	H	New Hampshire	56 49								
56	A	New Mexico	65 72	279	A	Vermont	76 48								
19	A	Miami (FL)	62 75	54	A	Maine	58 78								
236	A	Albany (NY)	68 56	305	H	UMBC	92 47								

Non-Div I Games:

Hartford

■ Loss,
■ Non-Conf,
■ S Site,
■ H Home
■ A Away
N Neutral

Average RPI Win:	202	WON-LOST	WINNING	LAST 10	STRENGTH OF	OPP. STRENGTH	TEAM	ADJ.	CONF.	ADJ CONF.
Average RPI Loss:	79	RECORD	PCT. RANK	GAMES	SCHEDULE	OF SCHEDULE	RPI	RPI	RPI	RPI
DIV. I ONLY	16- 11	123	1- 0	74	115	88	88	11	11	
DIV. I NON-CONF.	7- 6	153	1- 0	54	53	77	77	11	11	
TOTALS	RPI 1-25	RPI 26-50	W-L RECORDS	RPI 51-100	RPI 101-999	RPI 150+				
16- 11	0- 1	1- 2	OVERALL	1- 5	14- 3	12- 1				
8- 4	0- 0	0- 2	HOME	1- 2	7- 0	6- 0				
7- 7	0- 1	1- 0	AWAY	0- 3	6- 3	5- 1				
1- 0	0- 0	0- 0	NEUTRAL	0- 0	1- 0	1- 0				
7- 6	0- 1	1- 2	NON-CONFERENCE	0- 2	6- 1	5- 0				
2- 3	0- 0	0- 2	HOME	0- 1	2- 0	2- 0				
4- 3	0- 1	1- 0	AWAY	0- 1	3- 1	2- 0				
1- 0	0- 0	0- 0	NEUTRAL	0- 0	1- 0	1- 0				
9- 5	0- 0	0- 0	CONFERENCE	1- 3	8- 2	7- 1				
6- 1	0- 0	0- 0	HOME	1- 1	5- 0	4- 0				
3- 4	0- 0	0- 0	AWAY	0- 2	3- 2	3- 1				
0- 0	0- 0	0- 0	NEUTRAL	0- 0	0- 0	0- 0				

RPI 1-25				RPI 26-50				RPI 51-100				Team's RPI: 88	RPI 101+			
RPI	S	Opponent	Score	RPI	S	Opponent	Score	RPI	S	Opponent	Score		RPI	S	Opponent	Score
1	A	Notre Dame	58 103	27	H	Rutgers	49 60	52	A	Princeton	58 61		103	A	Hartford	60 73
				39	H	Quinnipiac	67 72	52	H	Princeton	71 75		137	A	Yale	62 65
				41	A	California	85 79	54	H	Maine	60 67		137	H	Yale	83 69
								59	A	Penn	70 75		149	A	CSUN	75 55
								59	H	Penn	80 72		175	H	Boston U.	67 47
								89	A	Purdue	65 66		195	A	Cornell	68 61
													195	H	Cornell	80 38
													211	A	Dartmouth	73 57
													211	H	Dartmouth	56 46
													215	N	Jacksonville St.	69 62
													252	A	Columbia	65 75
													252	H	Columbia	69 56
													260	A	Rhode Island	80 47
													278	A	Siena	73 54
													282	A	Brown	100 83
													282	H	Brown	98 55
													283	H	La Salle	88 43
LAST 12 Division I GAMES:																
149	A	CSUN	75 55	282	H	Brown	98 55									
252	H	Columbia	69 56	59	H	Penn	80 72									
195	H	Cornell	80 38	52	H	Princeton	71 75									
52	A	Princeton	58 61	195	A	Cornell	68 61									
59	A	Penn	70 75	252	A	Columbia	65 75									
137	H	Yale	83 69	282	A	Brown	100 83									

Non-Div I Games:

Harvard

Average RPI Win: 220	WON-LOST	WINNING	LAST 10	STRENGTH OF	OPP. STRENGTH	TEAM	ADJ.	CONF.	ADJ CONF.
Average RPI Loss: 156	RECORD	PCT. RANK	GAMES	SCHEDULE	OF SCHEDULE	RPI	RPI	RPI	RPI
DIV. I ONLY	14- 15	186	1- 0	170	216	187	187	20	20
DIV. I NON-CONF.	3- 9	271	0- 0	133	137	262	262	20	20
TOTALS	RPI 1-25	RPI 26-50	W-L RECORDS	RPI 51-100	RPI 101-999	RPI 150+			
14- 15	0- 1	0- 0	OVERALL	2- 5	12- 9	11- 8			
7- 8	0- 1	0- 0	HOME	2- 3	5- 4	5- 3			
6- 6	0- 0	0- 0	AWAY	0- 1	6- 5	5- 5			
1- 1	0- 0	0- 0	NEUTRAL	0- 1	1- 0	1- 0			
3- 9	0- 1	0- 0	NON-CONFERENCE	1- 4	2- 4	2- 4			
2- 5	0- 1	0- 0	HOME	1- 3	1- 1	1- 1			
1- 3	0- 0	0- 0	AWAY	0- 0	1- 3	1- 3			
0- 1	0- 0	0- 0	NEUTRAL	0- 1	0- 0	0- 0			
11- 6	0- 0	0- 0	CONFERENCE	1- 1	10- 5	9- 4			
5- 3	0- 0	0- 0	HOME	1- 0	4- 3	4- 2			
5- 3	0- 0	0- 0	AWAY	0- 1	5- 2	4- 2			
1- 0	0- 0	0- 0	NEUTRAL	0- 0	1- 0	1- 0			

RPI	S	Opponent	Score	RPI	S	Opponent	Score	RPI	S	Opponent	Score	RPI	S	Opponent	Score	Team's RPI: 187
4	H	Stanford	59 81					65	H	FGCU	67 73	149	A	CSUN	69 68	
								72	H	American	57 69	149	H	CSUN	29 49	
								74	A	UC Davis	46 72	158	A	UC Riverside	51 44	
								74	H	UC Davis	65 60	158	H	UC Riverside	55 60	
								86	H	Idaho	69 61	158	N	UC Riverside	66 58	
								91	N	Utah	48 73	170	A	UC Irvine	70 68	
								100	H	Pepperdine	64 65	170	H	UC Irvine	48 53	
												190	H	Portland	65 72	
												203	A	UNLV	66 61	
												207	A	San Diego St.	57 58	
												245	A	Nevada	78 79	
												264	A	Cal St. Fullerton	68 72	
												264	H	Cal St. Fullerton	70 55	
												271	A	Long Beach St.	40 56	
												271	H	Long Beach St.	63 49	
												275	A	San Diego	50 58	
												289	A	UC Santa Barbara	47 35	
												289	H	UC Santa Barbara	72 49	
												317	A	Cal Poly	71 54	
												317	H	Cal Poly	70 52	
												337	H	Seattle U	67 51	
LAST 12 Division I GAMES:																
158	N	UC Riverside	66 58	170	H	UC Irvine	48 53	271	H	Long Beach St.	63 49	289	H	UC Santa Barbara	72 49	
91	N	Utah	48 73	271	H	Long Beach St.	63 49	271	A	Long Beach St.	40 56	170	A	UC Irvine	70 68	
149	A	CSUN	69 68	289	H	UC Santa Barbara	72 49	170	A	UC Irvine	70 68	317	H	Cal Poly	70 52	
158	A	UC Riverside	51 44	271	A	Long Beach St.	40 56	317	H	Cal Poly	70 52					
264	H	Cal St. Fullerton	70 55													
74	A	UC Davis	46 72													

Non-Div I Games: Hawaii Pacific 66 51

Hawaii

■ Loss,
 ■ Non-Conf, S Site,
 ■ Home
 ■ Away
 N Neutral

Average RPI Win:	259	WON-LOST	WINNING	LAST 10	STRENGTH OF	OPP. STRENGTH	TEAM	ADJ.	CONF.	ADJ CONF.
Average RPI Loss:	111	RECORD	PCT. RANK	GAMES	SCHEDULE	OF SCHEDULE	RPI	RPI	RPI	RPI
DIV. I ONLY	20- 8	55	0- 1	222	295	113	113	27	27	
DIV. I NON-CONF.	5- 4	139	0- 0	128	190	104	104	29	29	
TOTALS	RPI 1-25	RPI 26-50	W-L RECORDS	RPI 51-100	RPI 101-999	RPI 150+				
20- 8	0- 1	0- 2	OVERALL	1- 2	19- 3	19- 3				
12- 2	0- 0	0- 0	HOME	1- 1	11- 1	11- 1				
8- 6	0- 1	0- 2	AWAY	0- 1	8- 2	8- 2				
0- 0	0- 0	0- 0	NEUTRAL	0- 0	0- 0	0- 0				
5- 4	0- 1	0- 2	NON-CONFERENCE	1- 0	4- 1	4- 1				
4- 0	0- 0	0- 0	HOME	1- 0	3- 0	3- 0				
1- 4	0- 1	0- 2	AWAY	0- 0	1- 1	1- 1				
0- 0	0- 0	0- 0	NEUTRAL	0- 0	0- 0	0- 0				
15- 4	0- 0	0- 0	CONFERENCE	0- 2	15- 2	15- 2				
8- 2	0- 0	0- 0	HOME	0- 1	8- 1	8- 1				
7- 2	0- 0	0- 0	AWAY	0- 1	7- 1	7- 1				
0- 0	0- 0	0- 0	NEUTRAL	0- 0	0- 0	0- 0				

RPI 1-25				RPI 26-50				RPI 51-100				RPI 101+ Team's RPI: 113			
RPI	S	Opponent	Score	RPI	S	Opponent	Score	RPI	S	Opponent	Score	RPI	S	Opponent	Score
22	A	Kentucky	49 71	44	A	Miami (OH)	55 68	72	H	American	66 61	151	A	Davidson	62 71
				50	A	Clemson	64 83	82	A	Radford	58 80	174	A	UNC Asheville	56 67
								82	H	Radford	79 84	174	H	UNC Asheville	82 81
												199	A	Campbell	70 69
												199	H	Campbell	65 60
												201	A	Hampton	104 98
												201	H	Hampton	82 73
												241	A	ETSU	73 65
												243	A	Gardner-Webb	78 61
												243	H	Gardner-Webb	78 70
												250	H	Norfolk St.	83 51
												280	A	Charleston So.	69 62
												280	H	Charleston So.	61 65
												280	H	Charleston So.	71 64
												306	H	Winthrop	56 54
												309	H	UNC Greensboro	82 75
												315	A	Presbyterian	70 63
												315	H	Presbyterian	79 40
												335	H	N.C. Central	80 69
												338	A	Longwood	65 54
												338	H	Longwood	70 47
												343	A	USC Upstate	87 61
LAST 12 Division I GAMES:															
280	H	Charleston So.	61 65	315	A	Presbyterian	70 63	280	A	Charleston So.	69 62				
199	A	Campbell	70 69	82	H	Radford	79 84	338	A	Longwood	65 54				
174	H	UNC Asheville	82 81	201	A	Hampton	104 98	201	H	Hampton	82 73				
201	A	Hampton	104 98	338	H	Longwood	70 47	306	H	Winthrop	56 54				
338	H	Longwood	70 47	243	H	Gardner-Webb	78 70								

Non-Div I Games: Greensboro 102 50 Mars Hill 86 36

High Point

■ Loss,
 ■ Non-Conf, S Site,
 ■ Home
 ■ Away
 N Neutral

Hofstra

Through Games Of March 15, 2019

Average RPI Win: 214	WON-LOST	WINNING	LAST 10	STRENGTH OF	OPP. STRENGTH	TEAM	ADJ.	CONF.	ADJ CONF.
Average RPI Loss: 141	RECORD	PCT. RANK	GAMES	SCHEDULE	OF SCHEDULE	RPI	RPI	RPI	RPI
DIV. I ONLY	10- 22	268	1- 0	130	174	230	230	10	10
DIV. I NON-CONF.	5- 6	177	0- 0	203	331	200	200	10	10
TOTALS	RPI 1-25	RPI 26-50	W-L RECORDS	RPI 51-100	RPI 101-999	RPI 150+			
10- 22	0- 0	1- 2	OVERALL	2- 3	7- 17	7- 8			
3- 9	0- 0	0- 1	HOME	1- 1	2- 7	2- 4			
4- 10	0- 0	0- 1	AWAY	1- 1	3- 8	3- 4			
3- 3	0- 0	1- 0	NEUTRAL	0- 1	2- 2	2- 0			
5- 6	0- 0	0- 0	NON-CONFERENCE	0- 1	5- 5	5- 3			
1- 2	0- 0	0- 0	HOME	0- 0	1- 2	1- 2			
3- 2	0- 0	0- 0	AWAY	0- 0	3- 2	3- 1			
1- 2	0- 0	0- 0	NEUTRAL	0- 1	1- 1	1- 0			
5- 16	0- 0	1- 2	CONFERENCE	2- 2	2- 12	2- 5			
2- 7	0- 0	0- 1	HOME	1- 1	1- 5	1- 2			
1- 8	0- 0	0- 1	AWAY	1- 1	0- 6	0- 3			
2- 1	0- 0	1- 0	NEUTRAL	0- 0	1- 1	1- 0			

RPI S	Opponent	Score	RPI S	Opponent	Score	RPI S	Opponent	Score	RPI S	Opponent	Score	Team's RPI: 230
36	A James Madison	54 77	55	A Drexel	39 62	117	N Marist	57 71				
36	H James Madison	44 59	55	H Drexel	49 61	122	A Towson	68 92				
36	N James Madison	57 50	58	N Wright St.	64 93	122	H Towson	56 68				
			97	A Northeastern	63 62	122	N Towson	48 69				
			97	H Northeastern	78 61	123	A UNCW	54 89				
						123	H UNCW	51 61				
						138	A Delaware	47 57				
						138	H Delaware	59 78				
						139	A Stony Brook	49 77				
						161	A William & Mary	72 83				
						161	H William & Mary	55 60				
						173	A Holy Cross	66 72				
						192	H Sacred Heart	64 70				
						209	N Stetson	53 50				
						239	A Elon	52 55				
						239	H Elon	64 77				
						239	N Elon	77 75				
						252	H Columbia	63 65				
						262	A St. Bonaventure	67 59				
						278	A Siena	57 50				
						296	A Col. of Charleston	62 70				
						296	H Col. of Charleston	68 49				
						305	A UMBC	45 42				
						324	H Iona	74 49				
LAST 12 Division I GAMES:												
239	N Elon	77 75	296	H Col. of Charleston	68 49							
36	N James Madison	57 50	97	A Northeastern	63 62							
122	N Towson	48 69	138	A Delaware	47 57							
161	A William & Mary	72 83	55	A Drexel	39 62							
239	A Elon	52 55	36	H James Madison	44 59							
123	H UNCW	51 61	122	H Towson	56 68							

Non-Div I Games: Wilmington (DE) 77 56

Hofstra

■ Loss,
 ■ Non-Conf,
 ■ S Site,
 ■ Home
 ■ A Away
 N Neutral

Holy Cross

Through Games Of March 15, 2019

Average RPI Win:	238	WON-LOST	WINNING	LAST 10	STRENGTH OF	OPP. STRENGTH	TEAM	ADJ.	CONF.	ADJ CONF.
Average RPI Loss:	179	RECORD	PCT. RANK	GAMES	SCHEDULE	OF SCHEDULE	RPI	RPI	RPI	RPI
DIV. I ONLY	18- 13	127	1- 1	276	239	173	173	18	18	
DIV. I NON-CONF.	8- 3	72	0- 0	341	296	203	203	21	21	
TOTALS	RPI 1-25	RPI 26-50	W-L RECORDS	RPI 51-100	RPI 101-999	RPI 150+				
18- 13	0- 0	1- 2	OVERALL	0- 2	17- 9	17- 6				
11- 4	0- 0	1- 0	HOME	0- 1	10- 3	10- 2				
7- 9	0- 0	0- 2	AWAY	0- 1	7- 6	7- 4				
0- 0	0- 0	0- 0	NEUTRAL	0- 0	0- 0	0- 0				
8- 3	0- 0	0- 0	NON-CONFERENCE	0- 0	8- 3	8- 2				
5- 1	0- 0	0- 0	HOME	0- 0	5- 1	5- 1				
3- 2	0- 0	0- 0	AWAY	0- 0	3- 2	3- 1				
0- 0	0- 0	0- 0	NEUTRAL	0- 0	0- 0	0- 0				
10- 10	0- 0	1- 2	CONFERENCE	0- 2	9- 6	9- 4				
6- 3	0- 0	1- 0	HOME	0- 1	5- 2	5- 1				
4- 7	0- 0	0- 2	AWAY	0- 1	4- 4	4- 3				
0- 0	0- 0	0- 0	NEUTRAL	0- 0	0- 0	0- 0				

RPI 1-25				RPI 26-50				RPI 51-100				RPI 101+ Team's RPI: 173			
RPI	S	Opponent	Score	RPI	S	Opponent	Score	RPI	S	Opponent	Score	RPI	S	Opponent	Score
				42	A	Bucknell	31 66	72	A	American	58 70	124	A	Lehigh	55 64
				42	A	Bucknell	71 75	72	H	American	44 71	124	H	Lehigh	74 79
				42	H	Bucknell	61 60					133	A	Boston College	63 89
												171	H	Rider	71 61
												175	A	Boston U.	72 70
												175	A	Boston U.	64 61
												175	H	Boston U.	75 69
												230	H	Hofstra	72 66
												236	A	Albany (NY)	56 50
												249	A	Colgate	80 67
												249	H	Colgate	67 70
												256	A	Navy	47 54
												256	H	Navy	47 44
												260	H	Rhode Island	73 65
												265	H	Manhattan	61 53
												267	A	Loyola Maryland	58 48
												267	H	Loyola Maryland	78 60
												279	A	Vermont	65 40
												282	H	Brown	85 89
												291	A	Army West Point	53 60
												291	H	Army West Point	58 39
												294	A	Bryant	81 62
												319	A	New Hampshire	62 74
												320	A	Lafayette	63 73
												320	H	Lafayette	56 53
												327	H	UMass Lowell	63 54
LAST 12 Division I GAMES:															
				175	A	Boston U.	72 70					291	A	Army West Point	53 60
				42	A	Bucknell	31 66					175	A	Boston U.	64 61
				124	H	Lehigh	74 79					256	H	Navy	47 44
				249	A	Colgate	80 67					267	A	Loyola Maryland	58 48
				72	H	American	44 71					320	H	Lafayette	56 53
				42	H	Bucknell	61 60					72	A	American	58 70

Non-Div I Games:

Holy Cross

■ Loss,
 ■ Non-Conf,
 ■ S Site,
 ■ Home
 ■ A Away
 N Neutral

Average RPI Win:	203	WON-LOST	WINNING	LAST 10	STRENGTH OF	OPP. STRENGTH	TEAM	ADJ.	CONF.	ADJ CONF.
Average RPI Loss:	71	RECORD	PCT. RANK	GAMES	SCHEDULE	OF SCHEDULE	RPI	RPI	RPI	RPI
DIV. I ONLY	15- 15	168	0- 1	62	83	110	110	9	9	
DIV. I NON-CONF.	6- 7	172	0- 0	84	110	120	120	9	9	
TOTALS	RPI 1-25	RPI 26-50	W-L RECORDS	RPI 51-100	RPI 101-999	RPI 150+				
15- 15	0- 5	0- 1	OVERALL	1- 4	14- 5	13- 2				
6- 7	0- 3	0- 0	HOME	1- 2	5- 2	5- 0				
9- 7	0- 2	0- 1	AWAY	0- 2	9- 2	8- 2				
0- 1	0- 0	0- 0	NEUTRAL	0- 0	0- 1	0- 0				
6- 7	0- 1	0- 1	NON-CONFERENCE	1- 3	5- 2	5- 1				
1- 4	0- 1	0- 0	HOME	1- 2	0- 1	0- 0				
5- 3	0- 0	0- 1	AWAY	0- 1	5- 1	5- 1				
0- 0	0- 0	0- 0	NEUTRAL	0- 0	0- 0	0- 0				
9- 8	0- 4	0- 0	CONFERENCE	0- 1	9- 3	8- 1				
5- 3	0- 2	0- 0	HOME	0- 0	5- 1	5- 0				
4- 4	0- 2	0- 0	AWAY	0- 1	4- 1	3- 1				
0- 1	0- 0	0- 0	NEUTRAL	0- 0	0- 1	0- 0				

RPI	S	Opponent	Score	RPI	S	Opponent	Score	RPI	S	Opponent	Score	RPI	S	Opponent	Score	Team's RPI: 110
6	A	UConn	61 83	41	A	California	79 80	56	H	New Mexico	84 89	114	A	South Fla.	54 52	
6	H	UConn	61 81					65	A	FGCU	71 76	114	H	South Fla.	49 59	
15	A	UCF	56 58					67	H	Georgia Tech	95 89	114	N	South Fla.	55 72	
15	H	UCF	50 59					76	H	UT Arlington	61 65	133	H	Boston College	57 64	
16	H	Texas A&M	52 68					77	A	Cincinnati	57 68	155	H	Tulsa	76 44	
												166	A	Temple	65 76	
												166	H	Temple	78 65	
												169	H	Tulane	83 82	
												172	A	Louisiana Tech	88 100	
												193	H	East Carolina	63 52	
												195	A	Southern Miss.	61 44	
												227	A	George Mason	66 56	
												231	A	SMU	72 61	
												231	H	SMU	69 68	
												232	A	Memphis	59 57	
												241	A	ETSU	84 77	
												252	A	Columbia	83 72	
												259	A	Wichita St.	66 58	
												308	A	Incarinate Word	79 60	
LAST 12 Division I GAMES:																
114	N	South Fla.	55 72	193	H	East Carolina	63 52									
15	H	UCF	50 59	114	A	South Fla.	54 52									
6	A	UConn	61 83	166	A	Temple	65 76									
114	H	South Fla.	49 59	231	H	SMU	69 68									
232	A	Memphis	59 57	15	A	UCF	56 58									
169	H	Tulane	83 82	155	H	Tulsa	76 44									

Non-Div I Games:

Houston

■ Loss,
 ■ Non-Conf,
 ■ S Site,
 ■ Home
 ■ A Away
 N Neutral

Houston Baptist

Through Games Of March 15, 2019










































































Average RPI Win:	291	WON-LOST	WINNING	LAST 10	STRENGTH OF	OPP. STRENGTH	TEAM	ADJ.	CONF.	ADJ CONF.
Average RPI Loss:	193	RECORD	PCT. RANK	GAMES	SCHEDULE	OF SCHEDULE	RPI	RPI	RPI	RPI
DIV. I ONLY	5- 19	316	0- 0	306	274	332	332	25	25	
DIV. I NON-CONF.	1- 5	311	0- 0	296	167	337	337	22	22	
TOTALS	RPI 1-25	RPI 26-50	W-L RECORDS	RPI 51-100	RPI 101-999	RPI 150+				
5- 19	0- 0	0- 0	OVERALL	0- 3	5- 16	5- 13				
3- 8	0- 0	0- 0	HOME	0- 1	3- 7	3- 6				
2- 11	0- 0	0- 0	AWAY	0- 2	2- 9	2- 7				
0- 0	0- 0	0- 0	NEUTRAL	0- 0	0- 0	0- 0				
1- 5	0- 0	0- 0	NON-CONFERENCE	0- 0	1- 5	1- 3				
1- 1	0- 0	0- 0	HOME	0- 0	1- 1	1- 1				
0- 4	0- 0	0- 0	AWAY	0- 0	0- 4	0- 2				
0- 0	0- 0	0- 0	NEUTRAL	0- 0	0- 0	0- 0				
4- 14	0- 0	0- 0	CONFERENCE	0- 3	4- 11	4- 10				
2- 7	0- 0	0- 0	HOME	0- 1	2- 6	2- 5				
2- 7	0- 0	0- 0	AWAY	0- 2	2- 5	2- 5				
0- 0	0- 0	0- 0	NEUTRAL	0- 0	0- 0	0- 0				

RPI 1-25				RPI 26-50				RPI 51-100				RPI 101+				Team's RPI: 332	
RPI	S	Opponent	Score	RPI	S	Opponent	Score	RPI	S	Opponent	Score	RPI	S	Opponent	Score		
								51	A	Lamar University	50 63	140	A	Texas Tech	76 82		
								51	H	Lamar University	49 97	142	H	Abilene Christian	62 72		
								64	A	SFA	53 65	143	A	Oklahoma St.	44 77		
												159	H	Oral Roberts	56 74		
												165	A	Nicholls St.	54 77		
												165	H	Nicholls St.	55 58		
												176	A	North Texas	75 100		
												181	A	Sam Houston St.	64 83		
												181	H	Sam Houston St.	63 74		
												251	A	A&M-Corpus Christi	74 56		
												251	H	A&M-Corpus Christi	56 70		
												259	A	Wichita St.	50 68		
												277	H	Central Ark.	58 77		
												288	H	New Orleans	83 74		
												300	H	La.-Monroe	68 60		
												308	A	Incarnate Word	67 52		
												308	H	Incarnate Word	60 59		
												312	A	McNeese	71 81		
												312	H	McNeese	67 72		
												316	A	Northwestern St.	46 63		
												323	A	Southeastern La.	65 73		
LAST 12 Division I GAMES:																	
				251	A	A&M-Corpus Christi	74 56					165	H	Nicholls St.	55 58		
				308	A	Incarnate Word	67 52					277	H	Central Ark.	58 77		
				312	H	McNeese	67 72					64	A	SFA	53 65		
				51	H	Lamar University	49 97					251	H	A&M-Corpus Christi	56 70		
				181	A	Sam Houston St.	64 83					308	H	Incarnate Word	60 59		
				316	A	Northwestern St.	46 63					312	A	McNeese	71 81		

Non-Div I Games: Howard Payne 93 60 Tex. A&M Int'l 81 48 McMurry 92 41 Southwest (NM) 100 57
Houston Baptist



Loss, Non-Conf, S Site, H Home A Away N Neutral

Average RPI Win: 301	WON-LOST	WINNING	LAST 10	STRENGTH OF	OPP. STRENGTH	TEAM	ADJ.	CONF.	ADJ CONF.
Average RPI Loss: 198	RECORD	PCT. RANK	GAMES	SCHEDULE	OF SCHEDULE	RPI	RPI	RPI	RPI
DIV. I ONLY	18- 13	127	1- 0	342	347	229	229	32	32
DIV. I NON-CONF.	7- 6	153	0- 0	288	312	193	193	32	32
TOTALS	RPI 1-25	RPI 26-50	W-L RECORDS	RPI 51-100	RPI 101-999	RPI 150+			
18- 13	0- 0	0- 1	OVERALL	0- 1	18- 11	18- 10			
8- 4	0- 0	0- 0	HOME	0- 0	8- 4	8- 3			
9- 8	0- 0	0- 1	AWAY	0- 1	9- 6	9- 6			
1- 1	0- 0	0- 0	NEUTRAL	0- 0	1- 1	1- 1			
7- 6	0- 0	0- 1	NON-CONFERENCE	0- 1	7- 4	7- 3			
2- 2	0- 0	0- 0	HOME	0- 0	2- 2	2- 1			
5- 4	0- 0	0- 1	AWAY	0- 1	5- 2	5- 2			
0- 0	0- 0	0- 0	NEUTRAL	0- 0	0- 0	0- 0			
11- 7	0- 0	0- 0	CONFERENCE	0- 0	11- 7	11- 7			
6- 2	0- 0	0- 0	HOME	0- 0	6- 2	6- 2			
4- 4	0- 0	0- 0	AWAY	0- 0	4- 4	4- 4			
1- 1	0- 0	0- 0	NEUTRAL	0- 0	1- 1	1- 1			

RPI S	Opponent	Score	RPI S	Opponent	Score	RPI S	Opponent	Score	RPI S	Opponent	Score	Team's RPI: 229
			37 	North Carolina	63  	77 	Cincinnati	51  	134 	Mercer	70  	
									161 	William & Mary	75  	
									199 	Campbell	69 64	
									202 	N.C. A&T	58  	
									205 	UMES	72  	
									205 	UMES	73  	
									208 	Bethune-Cookman	63  	
									208 	Bethune-Cookman	61 40	
									227 	George Mason	73 59	
									250 	Norfolk St.	59  	
									250 	Norfolk St.	74 70	
									250 N	Norfolk St.	51  	
									272 	Richmond	60  	
									274 	Niagara	68 61	
									278 	Siena	81  	
									283 	La Salle	57 54	
									299 	South Carolina St.	63  	
									311 	Morgan St.	74 62	
									311 	Morgan St.	79 56	
									313 	Coppin St.	88 81	
									321 	FIU	89 62	
									325 	NJIT	77 57	
									335 	N.C. Central	80 70	
									340 	Delaware St.	78 62	
									344 	Fairleigh Dickinson	79 58	
									345 	Savannah St.	106 70	
LAST 12 Division I GAMES:												
			346 N	Florida A&M	59 53	335 	N.C. Central	80 70				
			250 N	Norfolk St.	51  	202 	N.C. A&T	58  				
			250 	Norfolk St.	59  	208 	Bethune-Cookman	63  				
			345 	Savannah St.	106 70	346 	Florida A&M	81 59				
			311 	Morgan St.	74 62	250 	Norfolk St.	74 70				
			313 	Coppin St.	88 81	205 	UMES	73  				

Non-Div I Games:

Howard

 Loss,
  Non-Conf, S Site,
  Home
  Away
 N Neutral

RPI	S	Opponent	Score	
346	A	Florida A&M	81	59
346	H	Florida A&M	74	68
346	N	Florida A&M	59	53

Howard

H
o
w
a
r
d

H
o
w
a
r
d

Average RPI Win:	242	WON-LOST	WINNING	LAST 10	STRENGTH OF	OPP. STRENGTH	TEAM	ADJ.	CONF.	ADJ CONF.
Average RPI Loss:	97	RECORD	PCT. RANK	GAMES	SCHEDULE	OF SCHEDULE	RPI	RPI	RPI	RPI
DIV. I ONLY	19- 11	100	1- 0	217	195	132	132	21	21	
DIV. I NON-CONF.	5- 5	162	0- 0	82	95	98	98	19	19	
TOTALS	RPI 1-25	RPI 26-50	W-L RECORDS	RPI 51-100	RPI 101-999	RPI 150+				
19- 11	0- 1	0- 1	OVERALL	2- 5	17- 4	15- 3				
9- 4	0- 0	0- 1	HOME	0- 3	9- 0	7- 0				
9- 6	0- 1	0- 0	AWAY	1- 1	8- 4	8- 3				
1- 1	0- 0	0- 0	NEUTRAL	1- 1	0- 0	0- 0				
5- 5	0- 1	0- 1	NON-CONFERENCE	1- 1	4- 2	3- 2				
1- 2	0- 0	0- 1	HOME	0- 1	1- 0	0- 0				
3- 3	0- 1	0- 0	AWAY	0- 0	3- 2	3- 2				
1- 0	0- 0	0- 0	NEUTRAL	1- 0	0- 0	0- 0				
14- 6	0- 0	0- 0	CONFERENCE	1- 4	13- 2	12- 1				
8- 2	0- 0	0- 0	HOME	0- 2	8- 0	7- 0				
6- 3	0- 0	0- 0	AWAY	1- 1	5- 2	5- 1				
0- 1	0- 0	0- 0	NEUTRAL	0- 1	0- 0	0- 0				

RPI 1-25				RPI 26-50				RPI 51-100				RPI 101+ Team's RPI: 132			
RPI	S	Opponent	Score	RPI	S	Opponent	Score	RPI	S	Opponent	Score	RPI	S	Opponent	Score
7	A	Iowa	58 72	29	H	Ohio	66 73	58	A	Wright St.	59 66	112	H	UT Martin	73 72
								58	H	Wright St.	75 78	121	A	Youngstown St.	52 70
								58	N	Wright St.	51 60	121	H	Youngstown St.	64 44
								68	A	Green Bay	67 63	153	A	Southern Ill.	73 78
								68	H	Green Bay	43 45	185	A	Wisconsin	64 65
								83	H	UNI	40 53	198	A	Milwaukee	67 66
								93	N	VCU	63 61	198	H	Milwaukee	76 55
												237	A	Ole Miss	66 58
												244	A	Northern Ky.	57 60
												244	H	Northern Ky.	60 44
												244	H	Northern Ky.	70 48
												247	A	Indiana St.	64 59
												284	A	Cleveland St.	75 50
												284	H	Cleveland St.	64 36
												302	A	UTSA	58 50
												310	A	Oakland	76 70
												310	H	Oakland	82 53
												336	A	Detroit Mercy	58 41
												336	H	Detroit Mercy	82 47
												339	A	UIC	73 44
												339	H	UIC	71 43
LAST 12 Division I GAMES:															
244	H	Northern Ky.	60 44	310	A	Oakland	76 70								
58	N	Wright St.	51 60	284	H	Cleveland St.	64 36								
198	H	Milwaukee	76 55	121	H	Youngstown St.	64 44								
68	H	Green Bay	43 45	58	A	Wright St.	59 66								
339	A	UIC	73 44	244	A	Northern Ky.	57 60								
336	A	Detroit Mercy	58 41	68	A	Green Bay	67 63								

Non-Div I Games: Purdue Northwest 101 40

IUPUI

■ Loss,
 ■ Non-Conf, S Site,
 ■ Home
 ■ Away
 N Neutral

Idaho

Through Games Of March 15, 2019

Average RPI Win:	204	WON-LOST	WINNING	LAST 10	STRENGTH OF	OPP. STRENGTH	TEAM	ADJ.	CONF.	ADJ CONF.
Average RPI Loss:	112	RECORD	PCT. RANK	GAMES	SCHEDULE	OF SCHEDULE	RPI	RPI	RPI	RPI
DIV. I ONLY	20- 11	93	1- 0	117	150	86	86	16	16	
DIV. I NON-CONF.	3- 6	241	0- 0	48	35	131	131	13	13	
TOTALS	RPI 1-25	RPI 26-50	W-L RECORDS	RPI 51-100	RPI 101-999	RPI 150+				
20- 11	0- 2	0- 1	OVERALL	0- 1	20- 7	13- 3				
10- 2	0- 0	0- 0	HOME	0- 0	10- 2	7- 0				
9- 7	0- 2	0- 0	AWAY	0- 1	9- 4	5- 3				
1- 2	0- 0	0- 1	NEUTRAL	0- 0	1- 1	1- 0				
3- 6	0- 2	0- 1	NON-CONFERENCE	0- 1	3- 2	1- 2				
2- 0	0- 0	0- 0	HOME	0- 0	2- 0	1- 0				
1- 5	0- 2	0- 0	AWAY	0- 1	1- 2	0- 2				
0- 1	0- 0	0- 1	NEUTRAL	0- 0	0- 0	0- 0				
17- 5	0- 0	0- 0	CONFERENCE	0- 0	17- 5	12- 1				
8- 2	0- 0	0- 0	HOME	0- 0	8- 2	6- 0				
8- 2	0- 0	0- 0	AWAY	0- 0	8- 2	5- 1				
1- 1	0- 0	0- 0	NEUTRAL	0- 0	1- 1	1- 0				

RPI 1-25				RPI 26-50				RPI 51-100 Team's RPI: 86				RPI 101+			
RPI	S	Opponent	Score	RPI	S	Opponent	Score	RPI	S	Opponent	Score	RPI	S	Opponent	Score
4	A	Stanford	71 115	38	N	Boise St.	85 91	62	A	Wyoming	61 64	107	A	Portland St.	81 68
13	A	Gonzaga	51 88									107	H	Portland St.	80 78
												107	N	Portland St.	59 75
												109	A	Idaho St.	86 72
												109	H	Idaho St.	67 73
												128	A	Northern Colo.	72 77
												128	H	Northern Colo.	72 86
												140	A	Texas Tech	88 77
												147	A	Montana St.	82 66
												147	H	Montana St.	90 65
												149	H	CSUN	88 73
												182	A	Eastern Wash.	75 74
												182	H	Eastern Wash.	84 68
												186	A	Montana	79 82
												186	H	Montana	76 68
												187	A	Hawaii	61 69
												222	A	Northern Ariz.	86 69
												222	H	Northern Ariz.	90 72
												222	N	Northern Ariz.	90 73
												253	H	San Francisco	70 63
												266	A	Sacramento St.	69 65
												266	H	Sacramento St.	104 66
												271	A	Long Beach St.	63 70
												273	A	Southern Utah	82 70
												273	H	Southern Utah	77 49
												314	A	Weber St.	79 74
LAST 12 Division I GAMES:															
222	N	Northern Ariz.	90 73	273	H	Southern Utah	77 49								
107	N	Portland St.	59 75	222	H	Northern Ariz.	90 72								
109	H	Idaho St.	67 73	182	A	Eastern Wash.	75 74								
314	H	Weber St.	86 78	128	A	Northern Colo.	72 77								
266	A	Sacramento St.	69 65	147	H	Montana St.	90 65								
107	A	Portland St.	81 68	186	H	Montana	76 68								

Non-Div I Games:

Idaho

■ Loss,
■ Non-Conf,
■ S Site,
■ Home
■ A Away
N Neutral

RPI S Opponent Score

RPI S Opponent Score
314 H Weber St. 86 78

I
d
a
h
o

I
d
a
h
o

Idaho

Average RPI Win:	209	WON-LOST	WINNING	LAST 10	STRENGTH OF	OPP. STRENGTH	TEAM	ADJ.	CONF.	ADJ CONF.
Average RPI Loss:	118	RECORD	PCT. RANK	GAMES	SCHEDULE	OF SCHEDULE	RPI	RPI	RPI	RPI
DIV. I ONLY	19- 10	87	0- 1	162	172	109	109	16	16	
DIV. I NON-CONF.	4- 4	162	0- 0	59	166	90	90	13	13	
TOTALS	RPI 1-25	RPI 26-50	W-L RECORDS	RPI 51-100	RPI 101-999	RPI 150+				
19- 10	0- 1	0- 0	OVERALL	2- 4	17- 5	13- 3				
9- 3	0- 0	0- 0	HOME	1- 1	8- 2	6- 1				
9- 5	0- 1	0- 0	AWAY	1- 2	8- 2	6- 1				
1- 2	0- 0	0- 0	NEUTRAL	0- 1	1- 1	1- 1				
4- 4	0- 1	0- 0	NON-CONFERENCE	1- 3	3- 0	3- 0				
2- 0	0- 0	0- 0	HOME	1- 0	1- 0	1- 0				
1- 3	0- 1	0- 0	AWAY	0- 2	1- 0	1- 0				
1- 1	0- 0	0- 0	NEUTRAL	0- 1	1- 0	1- 0				
15- 6	0- 0	0- 0	CONFERENCE	1- 1	14- 5	10- 3				
7- 3	0- 0	0- 0	HOME	0- 1	7- 2	5- 1				
8- 2	0- 0	0- 0	AWAY	1- 0	7- 2	5- 1				
0- 1	0- 0	0- 0	NEUTRAL	0- 0	0- 1	0- 1				

RPI 1-25				RPI 26-50				RPI 51-100				RPI 101+ Team's RPI: 109			
RPI	S	Opponent	Score	RPI	S	Opponent	Score	RPI	S	Opponent	Score	RPI	S	Opponent	Score
13	A	Gonzaga	51 70					67	N	Georgia Tech	51 74	107	A	Portland St.	58 57
								80	A	Arizona	46 71	107	H	Portland St.	72 54
								86	A	Idaho	73 67	128	A	Northern Colo.	56 60
								86	H	Idaho	72 86	128	H	Northern Colo.	59 61
								91	A	Utah	60 74	147	A	Montana St.	62 49
								100	H	Pepperdine	65 63	147	H	Montana St.	61 43
												182	A	Eastern Wash.	74 45
												182	H	Eastern Wash.	63 48
												182	N	Eastern Wash.	65 67
												186	A	Montana	59 60
												186	H	Montana	50 34
												213	A	California Baptist	72 57
												222	A	Northern Ariz.	80 69
												222	H	Northern Ariz.	77 81
												266	A	Sacramento St.	56 42
												266	H	Sacramento St.	73 43
												273	A	Southern Utah	69 57
												273	H	Southern Utah	80 47
												292	N	Kennesaw St.	60 49
												293	H	Utah Valley	80 68
												314	A	Weber St.	70 57
												314	H	Weber St.	84 57
LAST 12 Division I GAMES:															
182	N	Eastern Wash.	65 67	186	A	Montana	59 60	147	A	Montana St.	62 49	273	H	Southern Utah	80 47
86	A	Idaho	73 67	222	H	Northern Ariz.	77 81	107	A	Portland St.	58 57	266	A	Sacramento St.	56 42
182	A	Eastern Wash.	74 45	107	A	Portland St.	58 57	266	A	Sacramento St.	56 42				
128	H	Northern Colo.	59 61												
314	H	Weber St.	84 57												
107	H	Portland St.	72 54												

Non-Div I Games: Benedictine Mesa 88 51

Idaho St.

■ Loss,
 ■ Non-Conf,
 ■ S Site,
 ■ H Home
 ■ A Away
 N Neutral

Average RPI Win:	241	WON-LOST	WINNING	LAST 10	STRENGTH OF	OPP. STRENGTH	TEAM	ADJ.	CONF.	ADJ CONF.
Average RPI Loss:	82	RECORD	PCT. RANK	GAMES	SCHEDULE	OF SCHEDULE	RPI	RPI	RPI	RPI
DIV. I ONLY	10- 20	262	0- 1	113	78	225	225	4	4	
DIV. I NON-CONF.	8- 3	72	0- 0	307	260	189	189	6	6	
TOTALS	RPI 1-25	RPI 26-50	W-L RECORDS	RPI 51-100	RPI 101-999	RPI 150+				
10- 20	0- 4	0- 6	OVERALL	0- 3	10- 7	9- 2				
8- 9	0- 2	0- 4	HOME	0- 1	8- 2	8- 0				
2- 9	0- 2	0- 2	AWAY	0- 1	2- 4	1- 1				
0- 2	0- 0	0- 0	NEUTRAL	0- 1	0- 1	0- 1				
8- 3	0- 0	0- 2	NON-CONFERENCE	0- 0	8- 1	8- 1				
7- 1	0- 0	0- 1	HOME	0- 0	7- 0	7- 0				
1- 1	0- 0	0- 1	AWAY	0- 0	1- 0	1- 0				
0- 1	0- 0	0- 0	NEUTRAL	0- 0	0- 1	0- 1				
2- 17	0- 4	0- 4	CONFERENCE	0- 3	2- 6	1- 1				
1- 8	0- 2	0- 3	HOME	0- 1	1- 2	1- 0				
1- 8	0- 2	0- 1	AWAY	0- 1	1- 4	0- 1				
0- 1	0- 0	0- 0	NEUTRAL	0- 1	0- 0	0- 0				

RPI 1-25				RPI 26-50				RPI 51-100				RPI 101+ Team's RPI: 225			
RPI	S	Opponent	Score	RPI	S	Opponent	Score	RPI	S	Opponent	Score	RPI	S	Opponent	Score
7	A	Iowa	66 88	27	H	Rutgers	60 71	89	A	Purdue	50 72	102	A	Ohio St.	70 78
7	H	Iowa	75 94	30	H	Missouri	45 67	89	N	Purdue	60 72	106	A	Minnesota	66 62
14	A	Maryland	62 71	43	A	Michigan St.	60 77	94	H	Nebraska	67 77	115	A	Northwestern	45 68
14	H	Maryland	66 80	46	H	Michigan	56 70					115	H	Northwestern	56 64
				47	H	Indiana	83 85					145	A	Penn St.	48 62
				50	A	Clemson	67 69					145	H	Penn St.	65 76
												185	A	Wisconsin	67 75
												185	H	Wisconsin	78 68
												197	H	Eastern Mich.	72 66
												238	H	SIUE	74 57
												247	H	Indiana St.	75 57
												252	H	Columbia	76 69
												263	H	Murray St.	84 52
												266	N	Sacramento St.	107 109
												301	H	Alabama A&M	88 60
												303	H	Valparaiso	73 54
												317	A	Cal Poly	74 51
LAST 12 Division I GAMES:															
		89	N	Purdue	60	72		185	H	Wisconsin	78	68			
		14	A	Maryland	62	71		89	A	Purdue	50	72			
		145	H	Penn St.	65	76		14	H	Maryland	66	80			
		185	A	Wisconsin	67	75		102	A	Ohio St.	70	78			
		46	H	Michigan	56	70		115	H	Northwestern	56	64			
		7	A	Iowa	66	88		43	A	Michigan St.	60	77			

Non-Div I Games:

Illinois

Average RPI Win:	217	WON-LOST	WINNING	LAST 10	STRENGTH OF	OPP. STRENGTH	TEAM	ADJ.	CONF.	ADJ CONF.
Average RPI Loss:	155	RECORD	PCT. RANK	GAMES	SCHEDULE	OF SCHEDULE	RPI	RPI	RPI	RPI
DIV. I ONLY	18- 11	107	1- 0	209	220	131	131	13	13	
DIV. I NON-CONF.	6- 4	125	0- 0	299	304	176	176	15	15	
TOTALS	RPI 1-25	RPI 26-50	W-L RECORDS	RPI 51-100	RPI 101-999	RPI 150+				
18- 11	0- 2	0- 0	OVERALL	3- 2	15- 7	15- 7				
10- 3	0- 1	0- 0	HOME	1- 1	9- 1	9- 1				
7- 8	0- 1	0- 0	AWAY	2- 1	5- 6	5- 6				
1- 0	0- 0	0- 0	NEUTRAL	0- 0	1- 0	1- 0				
6- 4	0- 0	0- 0	NON-CONFERENCE	0- 1	6- 3	6- 3				
4- 0	0- 0	0- 0	HOME	0- 0	4- 0	4- 0				
2- 4	0- 0	0- 0	AWAY	0- 1	2- 3	2- 3				
0- 0	0- 0	0- 0	NEUTRAL	0- 0	0- 0	0- 0				
12- 7	0- 2	0- 0	CONFERENCE	3- 1	9- 4	9- 4				
6- 3	0- 1	0- 0	HOME	1- 1	5- 1	5- 1				
5- 4	0- 1	0- 0	AWAY	2- 0	3- 3	3- 3				
1- 0	0- 0	0- 0	NEUTRAL	0- 0	1- 0	1- 0				

RPI 1-25			RPI 26-50			RPI 51-100			RPI 101+			Team's RPI: 131
RPI	S	Opponent	Score	RPI	S	Opponent	Score	RPI	S	Opponent	Score	
17	A	Drake	61 88					152	A	Bradley	65 75	
17	H	Drake	64 82					152	H	Bradley	68 79	
								152	N	Bradley	61 55	
								153	A	Southern Ill.	68 66	
								153	H	Southern Ill.	60 52	
								183	H	Saint Louis	72 67	
								197	A	Eastern Mich.	41 50	
								223	H	North Dakota	67 55	
								228	A	UMKC	62 55	
								238	A	SIUE	61 68	
								244	A	Northern Ky.	58 53	
								247	A	Indiana St.	44 59	
								247	H	Indiana St.	78 70	
								255	A	Loyola Chicago	59 62	
								255	H	Loyola Chicago	65 52	
								261	H	Austin Peay	61 49	
								284	A	Cleveland St.	63 67	
								303	A	Valparaiso	70 67	
								303	H	Valparaiso	74 53	
								310	H	Oakland	62 56	
								331	A	Evansville	72 61	
								331	H	Evansville	82 59	
LAST 12 Division I GAMES:												
152	N	Bradley	61 55	153	A	Southern Ill.	68 66					
83	A	UNI	54 53	70	A	Missouri St.	60 56					
17	A	Drake	61 88	247	H	Indiana St.	78 70					
303	H	Valparaiso	74 53	331	H	Evansville	82 59					
255	H	Loyola Chicago	65 52	303	A	Valparaiso	70 67					
152	A	Bradley	65 75	255	A	Loyola Chicago	59 62					

Non-Div I Games: Maryville (MO) 61 52

Illinois St.

Average RPI Win: 298	WON-LOST	WINNING	LAST 10	STRENGTH OF	OPP. STRENGTH	TEAM	ADJ.	CONF.	ADJ CONF.
Average RPI Loss: 162	RECORD	PCT. RANK	GAMES	SCHEDULE	OF SCHEDULE	RPI	RPI	RPI	RPI
DIV. I ONLY	5- 24	329	0- 1	147	280	308	308	25	25
DIV. I NON-CONF.	0- 11	336	0- 0	79	187	300	300	22	22
TOTALS	RPI 1-25	RPI 26-50	W-L RECORDS	RPI 51-100	RPI 101-999	RPI 150+			
5- 24	0- 1	0- 2	OVERALL	0- 6	5- 15	5- 11			
4- 9	0- 0	0- 1	HOME	0- 3	4- 5	4- 3			
1- 15	0- 1	0- 1	AWAY	0- 3	1- 10	1- 8			
0- 0	0- 0	0- 0	NEUTRAL	0- 0	0- 0	0- 0			
0- 11	0- 1	0- 2	NON-CONFERENCE	0- 2	0- 6	0- 4			
0- 4	0- 0	0- 1	HOME	0- 1	0- 2	0- 1			
0- 7	0- 1	0- 1	AWAY	0- 1	0- 4	0- 3			
0- 0	0- 0	0- 0	NEUTRAL	0- 0	0- 0	0- 0			
5- 13	0- 0	0- 0	CONFERENCE	0- 4	5- 9	5- 7			
4- 5	0- 0	0- 0	HOME	0- 2	4- 3	4- 2			
1- 8	0- 0	0- 0	AWAY	0- 2	1- 6	1- 5			
0- 0	0- 0	0- 0	NEUTRAL	0- 0	0- 0	0- 0			

RPI 1-25				RPI 26-50				RPI 51-100				RPI 101+				Team's RPI: 308
RPI	S	Opponent	Score	RPI	S	Opponent	Score	RPI	S	Opponent	Score	RPI	S	Opponent	Score	
23	A	Arizona St.	43 81	34	H	Rice	63 74	51	A	Lamar University	53 79	106	A	Minnesota	39 75	
				40	A	South Dakota	43 96	51	H	Lamar University	51 77	110	H	Houston	60 79	
								64	A	SFA	48 65	142	A	Abilene Christian	53 102	
								64	H	SFA	56 66	142	H	Abilene Christian	50 71	
								76	H	UT Arlington	49 97	165	A	Nicholls St.	62 86	
								80	A	Arizona	42 84	181	H	Sam Houston St.	56 76	
												204	A	Massachusetts	59 71	
												207	A	San Diego St.	38 81	
												251	A	A&M-Corpus Christi	49 57	
												251	H	A&M-Corpus Christi	77 72	
												277	A	Central Ark.	43 74	
												288	A	New Orleans	55 58	
												288	H	New Orleans	81 69	
												312	A	McNeese	68 66	
												314	H	Weber St.	64 72	
												316	H	Northwestern St.	100 91	
												323	H	Southeastern La.	76 69	
												332	A	Houston Baptist	59 60	
												332	H	Houston Baptist	52 67	
												342	A	Grand Canyon	63 74	
LAST 12 Division I GAMES:																
142	A	Abilene Christian	53 102	142	H	Abilene Christian	50 71									
332	H	Houston Baptist	52 67	323	H	Southeastern La.	76 69									
251	H	A&M-Corpus Christi	77 72	251	A	A&M-Corpus Christi	49 57									
316	H	Northwestern St.	100 91	288	A	New Orleans	55 58									
64	A	SFA	48 65	332	A	Houston Baptist	59 60									
51	A	Lamar University	53 79	288	H	New Orleans	81 69									

Non-Div I Games:

Incarnate Word

Indiana

Through Games Of March 15, 2019

Average RPI Win:	125	WON-LOST	WINNING	LAST 10	STRENGTH OF	OPP. STRENGTH	TEAM	ADJ.	CONF.	ADJ CONF.
Average RPI Loss:	75	RECORD	PCT. RANK	GAMES	SCHEDULE	OF SCHEDULE	RPI	RPI	RPI	RPI
DIV. I ONLY	20- 12	105	1- 0	38	60	47	47	4	4	
DIV. I NON-CONF.	11- 1	13	0- 0	117	92	21	21	6	6	
TOTALS	RPI 1-25	RPI 26-50	W-L RECORDS	RPI 51-100	RPI 101-999	RPI 150+				
20- 12	1- 2	4- 4	OVERALL	4- 1	11- 5	6- 1				
11- 4	1- 1	2- 1	HOME	3- 0	5- 2	3- 0				
6- 6	0- 0	1- 3	AWAY	1- 1	4- 2	3- 0				
3- 2	0- 1	1- 0	NEUTRAL	0- 0	2- 1	0- 1				
11- 1	0- 0	2- 0	NON-CONFERENCE	2- 0	7- 1	4- 1				
6- 0	0- 0	0- 0	HOME	2- 0	4- 0	3- 0				
3- 0	0- 0	1- 0	AWAY	0- 0	2- 0	1- 0				
2- 1	0- 0	1- 0	NEUTRAL	0- 0	1- 1	0- 1				
9- 11	1- 2	2- 4	CONFERENCE	2- 1	4- 4	2- 0				
5- 4	1- 1	2- 1	HOME	1- 0	1- 2	0- 0				
3- 6	0- 0	0- 3	AWAY	1- 1	2- 2	2- 0				
1- 1	0- 1	0- 0	NEUTRAL	0- 0	1- 0	0- 0				

RPI	S	Opponent	Score	RPI	S	Opponent	Score	Team's RPI: 47	RPI	S	Opponent	Score	RPI	S	Opponent	Score
7	H	Iowa	75 73	27	A	Rutgers	64 69		70	H	Missouri St.	98 74	102	A	Ohio St.	50 55
7	N	Iowa	61 70	27	H	Rutgers	61 69		75	H	Butler	66 46	104	N	Loyola Marymount	67 43
14	H	Maryland	56 76	35	A	UCLA	67 65		89	A	Purdue	53 56	106	H	Minnesota	61 65
				40	N	South Dakota	68 60		89	H	Purdue	73 51	106	N	Minnesota	66 58
				43	A	Michigan St.	61 77		94	A	Nebraska	82 78	115	A	Northwestern	49 69
				43	H	Michigan St.	68 64						115	H	Northwestern	69 75
				46	A	Michigan	58 67						125	H	Northern Ill.	91 73
				46	H	Michigan	70 60						145	H	Penn St.	83 75
													148	A	Wake Forest	87 73
													185	A	Wisconsin	75 68
													198	H	Milwaukee	68 66
													206	N	Grambling	62 65
													212	H	Florida	83 64
													225	A	Illinois	85 83
													234	H	North Florida	75 52
													310	A	Oakland	59 32
LAST 12 Division I GAMES:																
106	N	Minnesota	66 58	46	A	Michigan	58 67									
7	N	Iowa	61 70	43	A	Michigan St.	61 77									
89	H	Purdue	73 51	106	H	Minnesota	61 65									
115	A	Northwestern	49 69	94	A	Nebraska	82 78									
7	H	Iowa	75 73	27	A	Rutgers	64 69									
27	H	Rutgers	61 69	14	H	Maryland	56 76									

Non-Div I Games:

Indiana

■ Loss,
 ■ Non-Conf, S Site,
 ■ Home
 ■ Away
 N Neutral

Average RPI Win:	255	WON-LOST	WINNING	LAST 10	STRENGTH OF	OPP. STRENGTH	TEAM	ADJ.	CONF.	ADJ CONF.
Average RPI Loss:	156	RECORD	PCT. RANK	GAMES	SCHEDULE	OF SCHEDULE	RPI	RPI	RPI	RPI
DIV. I ONLY	10- 19	257	0- 1	218	236	247	247	13	13	
DIV. I NON-CONF.	5- 5	162	0- 0	276	336	197	197	15	15	
TOTALS	RPI 1-25	RPI 26-50	W-L RECORDS	RPI 51-100	RPI 101-999	RPI 150+				
10- 19	0- 2	0- 0	OVERALL	0- 5	10- 12	9- 10				
3- 8	0- 1	0- 0	HOME	0- 2	3- 5	2- 4				
7- 9	0- 1	0- 0	AWAY	0- 3	7- 5	7- 4				
0- 2	0- 0	0- 0	NEUTRAL	0- 0	0- 2	0- 2				
5- 5	0- 0	0- 0	NON-CONFERENCE	0- 1	5- 4	5- 3				
1- 1	0- 0	0- 0	HOME	0- 0	1- 1	1- 0				
4- 3	0- 0	0- 0	AWAY	0- 1	4- 2	4- 2				
0- 1	0- 0	0- 0	NEUTRAL	0- 0	0- 1	0- 1				
5- 14	0- 2	0- 0	CONFERENCE	0- 4	5- 8	4- 7				
2- 7	0- 1	0- 0	HOME	0- 2	2- 4	1- 4				
3- 6	0- 1	0- 0	AWAY	0- 2	3- 3	3- 2				
0- 1	0- 0	0- 0	NEUTRAL	0- 0	0- 1	0- 1				

RPI 1-25				RPI 26-50				RPI 51-100				RPI 101+ Team's RPI: 247			
RPI	S	Opponent	Score	RPI	S	Opponent	Score	RPI	S	Opponent	Score	RPI	S	Opponent	Score
17	A	Drake	77 96					70	A	Missouri St.	58 71	131	A	Illinois St.	70 78
17	H	Drake	68 70					70	H	Missouri St.	66 76	131	H	Illinois St.	59 44
								75	A	Butler	49 72	132	H	IUPUI	59 64
								83	A	UNI	63 71	152	A	Bradley	80 81
								83	H	UNI	51 71	152	H	Bradley	45 61
												153	A	Southern Ill.	61 58
												153	H	Southern Ill.	61 80
												170	N	UC Irvine	61 77
												183	A	Saint Louis	60 56
												221	A	Marshall	62 53
												225	A	Illinois	57 75
												245	A	Southeast Mo. St.	62 51
												255	A	Loyola Chicago	54 56
												255	H	Loyola Chicago	36 44
												295	A	Eastern Ill.	39 63
												303	A	Valparaiso	86 82
												303	H	Valparaiso	67 59
												303	N	Valparaiso	77 79
												331	A	Evansville	76 69
												331	H	Evansville	56 59
												339	H	UIC	60 53
												342	A	Grand Canyon	88 81
LAST 12 Division I GAMES:															
303	N	Valparaiso	77 79	303	H	Valparaiso	67 59								
70	H	Missouri St.	66 76	255	H	Loyola Chicago	36 44								
153	H	Southern Ill.	61 80	131	A	Illinois St.	70 78								
331	H	Evansville	56 59	152	A	Bradley	80 81								
17	A	Drake	77 96	331	A	Evansville	76 69								
83	A	UNI	63 71	83	H	UNI	51 71								

Non-Div I Games: Davenport 79 43

Indiana St.

Loss, Non-Conf, S Site, H Home A Away N Neutral

Average RPI Win: 281	WON-LOST	WINNING	LAST 10	STRENGTH OF	OPP. STRENGTH	TEAM	ADJ.	CONF.	ADJ CONF.
Average RPI Loss: 183	RECORD	PCT. RANK	GAMES	SCHEDULE	OF SCHEDULE	RPI	RPI	RPI	RPI
DIV. I ONLY	5- 26	335	1- 0	223	264	324	324	26	26
DIV. I NON-CONF.	1- 10	329	0- 0	53	101	276	276	27	27
TOTALS	RPI 1-25	RPI 26-50	W-L RECORDS	RPI 51-100	RPI 101-999	RPI 150+			
5- 26	0- 0	0- 3	OVERALL	0- 3	5- 20	5- 16			
2- 13	0- 0	0- 2	HOME	0- 2	2- 9	2- 7			
2- 12	0- 0	0- 1	AWAY	0- 1	2- 10	2- 8			
1- 1	0- 0	0- 0	NEUTRAL	0- 0	1- 1	1- 1			
1- 10	0- 0	0- 2	NON-CONFERENCE	0- 3	1- 5	1- 2			
1- 5	0- 0	0- 1	HOME	0- 2	1- 2	1- 0			
0- 5	0- 0	0- 1	AWAY	0- 1	0- 3	0- 2			
0- 0	0- 0	0- 0	NEUTRAL	0- 0	0- 0	0- 0			
4- 16	0- 0	0- 1	CONFERENCE	0- 0	4- 15	4- 14			
1- 8	0- 0	0- 1	HOME	0- 0	1- 7	1- 7			
2- 7	0- 0	0- 0	AWAY	0- 0	2- 7	2- 6			
1- 1	0- 0	0- 0	NEUTRAL	0- 0	1- 1	1- 1			

RPI S	Opponent	Score	RPI S	Opponent	Score	RPI S	Opponent	Score	RPI S	Opponent	Score	Team's RPI: 324
			31	H Central Mich.	39 82	59	H Penn	43 66	116	H St. John's (NY)	35 61	
			39	H Quinnipiac	39 76	81	H Fordham	40 57	117	A Marist	36 76	
			42	A Bucknell	43 81	85	A Toledo	38 84	139	H Stony Brook	51 53	
									150	A Kansas	44 75	
									166	A Temple	39 59	
									171	A Rider	64 75	
									171	H Rider	58 66	
									171 N	Rider	46 54	
									216	A Monmouth	52 51	
									216	H Monmouth	38 55	
									219	H George Washington	52 43	
									230	A Hofstra	49 74	
									265	A Manhattan	33 55	
									265	H Manhattan	52 54	
									274	A Niagara	53 72	
									274	H Niagara	46 58	
									278	A Siena	47 59	
									278	H Siena	45 66	
									278 N	Siena	75 64	
									285	A Fairfield	56 67	
									285	H Fairfield	42 55	
									286	A Canisius	47 67	
									286	H Canisius	40 48	
									347	A Saint Peter's	58 53	
									347	H Saint Peter's	61 57	
LAST 12 Division I GAMES:												
			278 N	Siena	75 64	216	A Monmouth	52 51				
			171 N	Rider	46 54	171	A Rider	64 75				
			347	A Saint Peter's	58 53	278	H Siena	45 66				
			285	A Fairfield	56 67	274	A Niagara	53 72				
			265	H Manhattan	52 54	286	A Canisius	47 67				
			347	H Saint Peter's	61 57	39	H Quinnipiac	39 76				

Non-Div I Games:

Iona

■ Loss,
 ■ Non-Conf,
 ■ S Site,
 ■ Home
 ■ A Away
 N Neutral

Average RPI Win:	103	WON-LOST	WINNING	LAST 10	STRENGTH OF	OPP. STRENGTH	TEAM	ADJ.	CONF.	ADJ CONF.
Average RPI Loss:	41	RECORD	PCT. RANK	GAMES	SCHEDULE	OF SCHEDULE	RPI	RPI	RPI	RPI
DIV. I ONLY	26- 6	20	1- 0	8	40	7	7	4	4	
DIV. I NON-CONF.	9- 2	43	0- 0	10	31	8	8	6	6	
TOTALS	RPI 1-25	RPI 26-50	W-L RECORDS	RPI 51-100	RPI 101-999	RPI 150+				
26- 6	4- 2	5- 3	OVERALL	6- 1	11- 0	6- 0				
15- 0	2- 0	3- 0	HOME	3- 0	7- 0	5- 0				
7- 5	1- 1	0- 3	AWAY	2- 1	4- 0	1- 0				
4- 1	1- 1	2- 0	NEUTRAL	1- 0	0- 0	0- 0				
9- 2	2- 2	0- 0	NON-CONFERENCE	3- 0	4- 0	3- 0				
6- 0	1- 0	0- 0	HOME	1- 0	4- 0	3- 0				
2- 1	1- 1	0- 0	AWAY	1- 0	0- 0	0- 0				
1- 1	0- 1	0- 0	NEUTRAL	1- 0	0- 0	0- 0				
17- 4	2- 0	5- 3	CONFERENCE	3- 1	7- 0	3- 0				
9- 0	1- 0	3- 0	HOME	2- 0	3- 0	2- 0				
5- 4	0- 0	0- 3	AWAY	1- 1	4- 0	1- 0				
3- 0	1- 0	2- 0	NEUTRAL	0- 0	0- 0	0- 0				

RPI	S	Opponent	Score	RPI	S	Opponent	Score	RPI	S	Opponent	Score	RPI	S	Opponent	Score
1	A	Notre Dame	71 105	27	H	Rutgers	72 66	79	N	West Virginia	84 81	102	A	Ohio St.	78 52
11	H	Iowa St.	73 70	27	N	Rutgers	72 67	83	H	UNI	83 57	106	A	Minnesota	81 63
14	H	Maryland	86 73	43	A	Michigan St.	70 84	89	A	Purdue	57 62	115	H	Northwestern	74 50
14	N	Maryland	90 76	43	H	Michigan St.	86 71	89	H	Purdue	72 58	132	H	IUPUI	72 58
17	A	Drake	91 82	46	A	Michigan	81 90	94	A	Nebraska	74 58	145	A	Penn St.	81 61
21	N	Florida St.	67 71	46	H	Michigan	75 61	94	H	Nebraska	77 71	159	H	Oral Roberts	90 77
				47	A	Indiana	73 75	96	A	Western Ky.	104 67	177	H	Robert Morris	92 63
				47	N	Indiana	70 61					185	H	Wisconsin	71 53
												225	A	Illinois	94 75
												225	H	Illinois	88 66
												335	H	N.C. Central	106 39
LAST 12 Division I GAMES:															
				47	N	Indiana	70 61	47	A	Indiana	73 75				
				27	N	Rutgers	72 67	14	H	Maryland	86 73				
				14	N	Maryland	90 76	225	H	Illinois	88 66				
				21	N	Florida St.	67 71	102	A	Ohio St.	78 52				
				115	H	Northwestern	74 50	43	H	Michigan St.	86 71				
				94	A	Nebraska	74 58	145	A	Penn St.	81 61				

Non-Div I Games:

Iowa

■ Loss,
 ■ Non-Conf, S Site,
 ■ Home
 ■ Away
 N Neutral

Average RPI Win: 111		WON-LOST	WINNING	LAST 10	STRENGTH OF		OPP. STRENGTH	TEAM	ADJ.	CONF.	ADJ CONF.
Average RPI Loss: 28		RECORD	PCT. RANK	GAMES	SCHEDULE		OF SCHEDULE	RPI	RPI	RPI	RPI
DIV. I ONLY		25- 8	45	1- 0	5		25	11	11	3	3
DIV. I NON-CONF.		10- 2	37	0- 0	12		77	10	10	3	3
TOTALS		RPI 1-25	RPI 26-50		W-L RECORDS		RPI 51-100	RPI 101-999		RPI 150+	
25- 8	2- 4	6- 2		OVERALL		3- 2	14- 0		6- 0		
16- 2	2- 1	3- 1		HOME		3- 0	8- 0		4- 0		
6- 5	0- 2	2- 1		AWAY		0- 2	4- 0		1- 0		
3- 1	0- 1	1- 0		NEUTRAL		0- 0	2- 0		1- 0		
10- 2	2- 1	2- 1		NON-CONFERENCE		1- 0	5- 0		4- 0		
9- 0	2- 0	2- 0		HOME		1- 0	4- 0		3- 0		
0- 2	0- 1	0- 1		AWAY		0- 0	0- 0		0- 0		
1- 0	0- 0	0- 0		NEUTRAL		0- 0	1- 0		1- 0		
15- 6	0- 3	4- 1		CONFERENCE		2- 2	9- 0		2- 0		
7- 2	0- 1	1- 1		HOME		2- 0	4- 0		1- 0		
6- 3	0- 1	2- 0		AWAY		0- 2	4- 0		1- 0		
2- 1	0- 1	1- 0		NEUTRAL		0- 0	1- 0		0- 0		

RPI S	Opponent	Score	RPI S	Opponent	Score	RPI S	Opponent	Score	RPI S	Opponent	Score
2	A Baylor	69 84	28	A Texas	82 73	60	A TCU	69 76	125	H Northern Ill.	70 60
2	H Baylor	60 73	28	H Texas	62 64	60	H TCU	92 54	140	A Texas Tech	64 62
2	N Baylor	49 67	28	N Texas	75 69	66	H Arkansas	91 82	140	H Texas Tech	105 66
7	A Iowa	70 73	32	A Kansas St.	81 52	79	A West Virginia	64 73	143	A Oklahoma St.	84 71
17	H Drake	86 81	32	H Kansas St.	96 58	79	H West Virginia	77 61	143	H Oklahoma St.	89 67
19	H Miami (FL)	75 52	40	A South Dakota	59 64				150	A Kansas	82 73
			42	H Bucknell	86 61				150	H Kansas	69 49
			48	H Auburn	67 64				150 N	Kansas	75 58
									154	A Oklahoma	91 70
									154	H Oklahoma	104 78
									188	H Prairie View	94 46
									197 N	Eastern Mich.	85 59
									223	H North Dakota	87 35
									274	H Niagara	95 35
LAST 12 Division I GAMES:											
150 N	Kansas	75 58	150	H Kansas	69 49						
28 N	Texas	75 69	28	A Texas	82 73						
2 N	Baylor	49 67	140	A Texas Tech	64 62						
125	H Northern Ill.	70 60	2	H Baylor	60 73						
48	H Auburn	67 64	154	A Oklahoma	91 70						
19	H Miami (FL)	75 52	143	H Oklahoma St.	89 67						

Non-Div I Games:

Iowa St.

Average RPI Win:	281	WON-LOST	WINNING	LAST 10	STRENGTH OF	OPP. STRENGTH	TEAM	ADJ.	CONF.	ADJ CONF.
Average RPI Loss:	190	RECORD	PCT. RANK	GAMES	SCHEDULE	OF SCHEDULE	RPI	RPI	RPI	RPI
DIV. I ONLY	16- 13	142	1- 0	339	309	240	240	29	29	
DIV. I NON-CONF.	2- 7	288	0- 0	260	196	298	298	28	28	
TOTALS	RPI 1-25	RPI 26-50	W-L RECORDS	RPI 51-100	RPI 101-999	RPI 150+				
16- 13	0- 1	0- 0	OVERALL	0- 2	16- 10	16- 10				
9- 3	0- 0	0- 0	HOME	0- 0	9- 3	9- 3				
5- 9	0- 1	0- 0	AWAY	0- 2	5- 6	5- 6				
2- 1	0- 0	0- 0	NEUTRAL	0- 0	2- 1	2- 1				
2- 7	0- 1	0- 0	NON-CONFERENCE	0- 2	2- 4	2- 4				
1- 1	0- 0	0- 0	HOME	0- 0	1- 1	1- 1				
0- 5	0- 1	0- 0	AWAY	0- 2	0- 2	0- 2				
1- 1	0- 0	0- 0	NEUTRAL	0- 0	1- 1	1- 1				
14- 6	0- 0	0- 0	CONFERENCE	0- 0	14- 6	14- 6				
8- 2	0- 0	0- 0	HOME	0- 0	8- 2	8- 2				
5- 4	0- 0	0- 0	AWAY	0- 0	5- 4	5- 4				
1- 0	0- 0	0- 0	NEUTRAL	0- 0	1- 0	1- 0				

RPI 1-25				RPI 26-50				RPI 51-100				RPI 101+ Team's RPI: 240			
RPI	S	Opponent	Score	RPI	S	Opponent	Score	RPI	S	Opponent	Score	RPI	S	Opponent	Score
8	A	Mississippi St.	38 105					66	A	Arkansas	57 76	160	A	Southern U.	59 52
								76	A	UT Arlington	63 99	160	H	Southern U.	74 76
												162	N	Akron	57 74
												188	A	Prairie View	57 76
												188	H	Prairie View	80 89
												188	N	Prairie View	75 63
												206	A	Grambling	77 74
												206	H	Grambling	89 60
												226	A	Texas Southern	67 76
												226	H	Texas Southern	73 64
												232	A	Memphis	67 68
												268	A	Louisiana	61 68
												269	A	Alabama St.	67 74
												269	H	Alabama St.	75 59
												269	H	Alabama St.	78 58
												277	H	Central Ark.	65 56
												301	A	Alabama A&M	55 58
												301	H	Alabama A&M	69 51
												323	H	Southeastern La.	45 50
												329	A	Mississippi Val.	87 86
												329	H	Mississippi Val.	87 56
												339	N	UIC	72 57
												349	A	Ark.-Pine Bluff	61 41
												349	H	Ark.-Pine Bluff	60 41
												350	A	Alcorn	82 61
												350	H	Alcorn	88 66
LAST 12 Division I GAMES:															
269	H	Alabama St.	75 59	206	H	Grambling	89 60								
188	N	Prairie View	75 63	226	H	Texas Southern	73 64								
269	H	Alabama St.	78 58	188	H	Prairie View	80 89								
301	H	Alabama A&M	69 51	160	A	Southern U.	59 52								
349	A	Ark.-Pine Bluff	61 41	350	A	Alcorn	82 61								
329	A	Mississippi Val.	87 86	349	H	Ark.-Pine Bluff	60 41								

Non-Div I Games: Spring Hill 105 57 Millsaps 88 38

Jackson St.

Loss, Non-Conf, S Site, H Home A Away N Neutral

Jacksonville

Through Games Of March 15, 2019

Average RPI Win: 273	WON-LOST	WINNING	LAST 10	STRENGTH OF	OPP. STRENGTH	TEAM	ADJ.	CONF.	ADJ CONF.
Average RPI Loss: 171	RECORD	PCT. RANK	GAMES	SCHEDULE	OF SCHEDULE	RPI	RPI	RPI	RPI
DIV. I ONLY	11- 16	225	0- 1	232	291	233	233	24	24
DIV. I NON-CONF.	4- 6	212	0- 0	137	298	172	172	26	26
TOTALS	RPI 1-25	RPI 26-50	W-L RECORDS	RPI 51-100	RPI 101-999	RPI 150+			
11- 16	0- 2	0- 0	OVERALL	0- 2	11- 12	10- 10			
5- 5	0- 0	0- 0	HOME	0- 1	5- 4	4- 4			
6- 9	0- 2	0- 0	AWAY	0- 1	6- 6	6- 5			
0- 2	0- 0	0- 0	NEUTRAL	0- 0	0- 2	0- 1			
4- 6	0- 2	0- 0	NON-CONFERENCE	0- 0	4- 4	3- 2			
1- 1	0- 0	0- 0	HOME	0- 0	1- 1	0- 1			
3- 3	0- 2	0- 0	AWAY	0- 0	3- 1	3- 0			
0- 2	0- 0	0- 0	NEUTRAL	0- 0	0- 2	0- 1			
7- 10	0- 0	0- 0	CONFERENCE	0- 2	7- 8	7- 8			
4- 4	0- 0	0- 0	HOME	0- 1	4- 3	4- 3			
3- 6	0- 0	0- 0	AWAY	0- 1	3- 5	3- 5			
0- 0	0- 0	0- 0	NEUTRAL	0- 0	0- 0	0- 0			

RPI 1-25				RPI 26-50				RPI 51-100				RPI 101+ Team's RPI: 233			
RPI	S	Opponent	Score	RPI	S	Opponent	Score	RPI	S	Opponent	Score	RPI	S	Opponent	Score
16	A	Texas A&M	53 73					65	A	FGCU	58 82	108	N	Old Dominion	76 78
21	A	Florida St.	46 79					65	H	FGCU	62 68	134	H	Mercer	71 66
												145	A	Penn St.	61 80
												184	A	Liberty	64 52
												184	A	Liberty	53 65
												184	H	Liberty	75 85
												200	A	North Ala.	59 68
												200	H	North Ala.	59 62
												208	H	Bethune-Cookman	56 58
												209	A	Stetson	46 54
												209	H	Stetson	56 69
												234	A	North Florida	80 72
												234	H	North Florida	75 63
												280	A	Charleston So.	68 58
												292	A	Kennesaw St.	55 75
												292	H	Kennesaw St.	68 53
												301	N	Alabama A&M	60 65
												321	A	FIU	73 62
												325	A	NJIT	61 56
												325	H	NJIT	69 55
												330	A	Lipscomb	58 61
												330	H	Lipscomb	62 47
												345	A	Savannah St.	68 58
LAST 12 Division I GAMES:															
184	A	Liberty	53 65	330	A	Lipscomb	58 61								
65	H	FGCU	62 68	292	H	Kennesaw St.	68 53								
200	A	North Ala.	59 68	65	A	FGCU	58 82								
325	H	NJIT	69 55	209	H	Stetson	56 69								
234	H	North Florida	75 63	184	H	Liberty	75 85								
209	A	Stetson	46 54	234	A	North Florida	80 72								

Non-Div I Games: Webber Int'l 73 39 Edward Waters 100 48 Warner 105 55

Jacksonville

Loss, Non-Conf, S Site, H Home A Away N Neutral

Average RPI Win:	271	WON-LOST	WINNING	LAST 10	STRENGTH OF	OPP. STRENGTH	TEAM	ADJ.	CONF.	ADJ CONF.
Average RPI Loss:	138	RECORD	PCT. RANK	GAMES	SCHEDULE	OF SCHEDULE	RPI	RPI	RPI	RPI
DIV. I ONLY	14- 15	186	0- 1	280	227	215	215	22	22	
DIV. I NON-CONF.	5- 5	162	0- 0	280	150	206	206	23	23	
TOTALS	RPI 1-25	RPI 26-50	W-L RECORDS	RPI 51-100	RPI 101-999	RPI 150+				
14- 15	0- 0	0- 3	OVERALL	0- 2	14- 10	12- 4				
6- 6	0- 0	0- 2	HOME	0- 1	6- 3	4- 2				
8- 6	0- 0	0- 1	AWAY	0- 0	8- 5	8- 1				
0- 3	0- 0	0- 0	NEUTRAL	0- 1	0- 2	0- 1				
5- 5	0- 0	0- 1	NON-CONFERENCE	0- 2	5- 2	4- 1				
1- 2	0- 0	0- 1	HOME	0- 1	1- 0	0- 0				
4- 1	0- 0	0- 0	AWAY	0- 0	4- 1	4- 0				
0- 2	0- 0	0- 0	NEUTRAL	0- 1	0- 1	0- 1				
9- 10	0- 0	0- 2	CONFERENCE	0- 0	9- 8	8- 3				
5- 4	0- 0	0- 1	HOME	0- 0	5- 3	4- 2				
4- 5	0- 0	0- 1	AWAY	0- 0	4- 4	4- 1				
0- 1	0- 0	0- 0	NEUTRAL	0- 0	0- 1	0- 0				

RPI S	Opponent	Score	RPI S	Opponent	Score	RPI S	Opponent	Score	RPI S	Opponent	Score	Team's RPI: 215
44	H Miami (OH)	41 58	88	N Harvard	62 69	112	A UT Martin	72 77				
45	A Belmont	52 66	90	H Troy	63 89	129	A Morehead St.	55 66				
45	H Belmont	41 64				129	H Morehead St.	68 57				
						129	N Morehead St.	60 77				
						140	A Texas Tech	58 71				
						144	H Georgia St.	61 56				
						146	A Tennessee Tech	59 62				
						146	H Tennessee Tech	49 66				
						157	N Washington St.	51 64				
						237	A Ole Miss	60 49				
						238	A SIUE	68 61				
						238	H SIUE	47 51				
						245	A Southeast Mo. St.	56 39				
						261	H Austin Peay	67 56				
						263	H Murray St.	59 64				
						295	A Eastern Ill.	49 52				
						295	H Eastern Ill.	78 49				
						301	A Alabama A&M	55 48				
						304	A Tennessee St.	62 52				
						304	H Tennessee St.	76 73				
						330	A Lipscomb	58 46				
						333	A Eastern Ky.	53 44				
						333	H Eastern Ky.	69 64				
						346	A Florida A&M	62 31				
LAST 12 Division I GAMES:												
129	N Morehead St.	60 77	304	H Tennessee St.	76 73							
157	N Washington St.	51 64	146	A Tennessee Tech	59 62							
238	A SIUE	68 61	245	A Southeast Mo. St.	56 39							
295	A Eastern Ill.	49 52	112	A UT Martin	72 77							
333	H Eastern Ky.	69 64	261	H Austin Peay	67 56							
129	H Morehead St.	68 57	263	H Murray St.	59 64							

Non-Div I Games: Montevallo 84 52

Jacksonville St.

Loss, Non-Conf, S Site, H Home A Away N Neutral

Average RPI Win: 173	WON-LOST	WINNING	LAST 10	STRENGTH OF	OPP. STRENGTH	TEAM	ADJ.	CONF.	ADJ CONF.
Average RPI Loss: 143	RECORD	PCT. RANK	GAMES	SCHEDULE	OF SCHEDULE	RPI	RPI	RPI	RPI
DIV. I ONLY	25- 5	17	0- 1	148	111	36	36	10	10
DIV. I NON-CONF.	8- 3	72	0- 0	186	137	64	64	10	10
TOTALS	RPI 1-25	RPI 26-50	W-L RECORDS	RPI 51-100	RPI 101-999	RPI 150+			
25- 5	0- 1	0- 0	OVERALL	5- 0	20- 4	13- 2			
14- 0	0- 0	0- 0	HOME	3- 0	11- 0	6- 0			
11- 4	0- 1	0- 0	AWAY	2- 0	9- 3	7- 1			
0- 1	0- 0	0- 0	NEUTRAL	0- 0	0- 1	0- 1			
8- 3	0- 1	0- 0	NON-CONFERENCE	1- 0	7- 2	5- 1			
5- 0	0- 0	0- 0	HOME	1- 0	4- 0	2- 0			
3- 3	0- 1	0- 0	AWAY	0- 0	3- 2	3- 1			
0- 0	0- 0	0- 0	NEUTRAL	0- 0	0- 0	0- 0			
17- 2	0- 0	0- 0	CONFERENCE	4- 0	13- 2	8- 1			
9- 0	0- 0	0- 0	HOME	2- 0	7- 0	4- 0			
8- 1	0- 0	0- 0	AWAY	2- 0	6- 1	4- 0			
0- 1	0- 0	0- 0	NEUTRAL	0- 0	0- 1	0- 1			

RPI 1-25				RPI 26-50		Team's RPI: 36		RPI 51-100				RPI 101+			
RPI	S	Opponent	Score	RPI	S	Opponent	Score	RPI	S	Opponent	Score	RPI	S	Opponent	Score
14	A	Maryland	63 87					55	A	Drexel	51 35	116	H	St. John's (NY)	64 51
								55	H	Drexel	58 47	118	H	Dayton	68 55
								71	H	Georgetown	69 57	122	A	Towson	63 56
								97	A	Northeastern	58 51	122	H	Towson	71 59
								97	H	Northeastern	84 49	123	A	UNCW	63 66
												123	H	UNCW	58 51
												138	A	Delaware	68 43
												138	H	Delaware	56 51
												148	A	Wake Forest	49 50
												161	A	William & Mary	78 65
												161	H	William & Mary	65 48
												177	A	Robert Morris	59 36
												184	A	Liberty	74 53
												201	A	Hampton	65 72
												219	H	George Washington	50 37
												230	A	Hofstra	59 44
												230	H	Hofstra	77 54
												230	N	Hofstra	50 57
												239	A	Elon	74 46
												239	H	Elon	82 30
												296	A	Col. of Charleston	91 50
												296	H	Col. of Charleston	76 35
												306	H	Winthrop	56 39
												340	A	Delaware St.	103 57
LAST 12 Division I GAMES:															
230	N	Hofstra	50 57	123	H	UNCW	58 51	296	H	Col. of Charleston	76 35				
138	H	Delaware	56 51	230	A	Hofstra	59 44	97	A	Northeastern	58 51				
55	H	Drexel	58 47	122	H	Towson	71 59	239	H	Elon	82 30				
122	A	Towson	63 56												
161	A	William & Mary	78 65												
239	A	Elon	74 46												

Non-Div I Games:

James Madison

■ Loss,
 ■ Non-Conf,
 ■ S Site,
 ■ H Home
 ■ A Away
 N Neutral

Average RPI Win:	186	WON-LOST	WINNING	LAST 10	STRENGTH OF	OPP. STRENGTH	TEAM	ADJ.	CONF.	ADJ CONF.
Average RPI Loss:	68	RECORD	PCT. RANK	GAMES	SCHEDULE	OF SCHEDULE	RPI	RPI	RPI	RPI
DIV. I ONLY	13- 18	217	1- 1	67	31	150	150	3	3	
DIV. I NON-CONF.	10- 1	17	0- 0	249	231	53	53	3	3	
TOTALS	RPI 1-25	RPI 26-50	W-L RECORDS	RPI 51-100	RPI 101-999	RPI 150+				
13- 18	0- 5	1- 3	OVERALL	1- 5	11- 5	9- 1				
8- 8	0- 2	0- 2	HOME	0- 2	8- 2	8- 0				
2- 9	0- 2	1- 1	AWAY	1- 3	0- 3	0- 1				
3- 1	0- 1	0- 0	NEUTRAL	0- 0	3- 0	1- 0				
10- 1	0- 0	0- 0	NON-CONFERENCE	1- 1	9- 0	8- 0				
7- 0	0- 0	0- 0	HOME	0- 0	7- 0	7- 0				
1- 1	0- 0	0- 0	AWAY	1- 1	0- 0	0- 0				
2- 0	0- 0	0- 0	NEUTRAL	0- 0	2- 0	1- 0				
3- 17	0- 5	1- 3	CONFERENCE	0- 4	2- 5	1- 1				
1- 8	0- 2	0- 2	HOME	0- 2	1- 2	1- 0				
1- 8	0- 2	1- 1	AWAY	0- 2	0- 3	0- 1				
1- 1	0- 1	0- 0	NEUTRAL	0- 0	1- 0	0- 0				

RPI	S	Opponent	Score	RPI	S	Opponent	Score	RPI	S	Opponent	Score	RPI	S	Opponent	Score	Team's RPI: 150
2	A	Baylor	40 80	28	A	Texas	43 62	60	A	TCU	53 58	115	N	Northwestern	66 57	
2	H	Baylor	68 94	28	H	Texas	73 91	60	H	TCU	66 76	140	A	Texas Tech	66 69	
11	A	Iowa St.	49 69	32	A	Kansas St.	61 54	79	A	West Virginia	50 71	140	H	Texas Tech	71 75	
11	H	Iowa St.	73 82	32	H	Kansas St.	62 72	79	H	West Virginia	61 75	143	A	Oklahoma St.	52 72	
11	N	Iowa St.	58 75					87	A	LSU	68 61	143	H	Oklahoma St.	62 72	
								94	A	Nebraska	52 58	143	N	Oklahoma St.	76 66	
												154	A	Oklahoma	67 78	
												154	H	Oklahoma	88 79	
												157	N	Washington St.	71 63	
												159	H	Oral Roberts	70 58	
												206	H	Grambling	76 45	
												227	H	George Mason	77 56	
												228	H	UMKC	67 55	
												279	H	Vermont	77 36	
												301	H	Alabama A&M	65 54	
												324	H	Iona	75 44	
LAST 12 Division I GAMES:																
143	N	Oklahoma St.	76 66	143	A	Oklahoma St.	52 72									
11	N	Iowa St.	58 75	2	A	Baylor	40 80									
115	N	Northwestern	66 57	140	H	Texas Tech	71 75									
11	A	Iowa St.	49 69	154	A	Oklahoma	67 78									
79	H	West Virginia	61 75	28	H	Texas	73 91									
60	H	TCU	66 76	32	H	Kansas St.	62 72									

Non-Div I Games:

Kansas

■ Loss,
 ■ Non-Conf,
 ■ S Site,
 ■ Home
 ■ A Away
 N Neutral

Average RPI Win:	132	WON-LOST	WINNING	LAST 10	STRENGTH OF	OPP. STRENGTH	TEAM	ADJ.	CONF.	ADJ CONF.
Average RPI Loss:	34	RECORD	PCT. RANK	GAMES	SCHEDULE	OF SCHEDULE	RPI	RPI	RPI	RPI
DIV. I ONLY	21- 11	85	1- 0	17	17	32	32	3	3	
DIV. I NON-CONF.	9- 3	62	0- 0	64	29	45	45	3	3	
TOTALS	RPI 1-25	RPI 26-50	W-L RECORDS	RPI 51-100	RPI 101-999	RPI 150+				
21- 11	0- 8	2- 0	OVERALL	7- 2	12- 1	7- 0				
12- 4	0- 2	1- 0	HOME	3- 1	8- 1	6- 0				
7- 3	0- 2	1- 0	AWAY	2- 1	4- 0	1- 0				
2- 4	0- 4	0- 0	NEUTRAL	2- 0	0- 0	0- 0				
9- 3	0- 3	0- 0	NON-CONFERENCE	4- 0	5- 0	5- 0				
7- 0	0- 0	0- 0	HOME	2- 0	5- 0	5- 0				
1- 0	0- 0	0- 0	AWAY	1- 0	0- 0	0- 0				
1- 3	0- 3	0- 0	NEUTRAL	1- 0	0- 0	0- 0				
12- 8	0- 5	2- 0	CONFERENCE	3- 2	7- 1	2- 0				
5- 4	0- 2	1- 0	HOME	1- 1	3- 1	1- 0				
6- 3	0- 2	1- 0	AWAY	1- 1	4- 0	1- 0				
1- 1	0- 1	0- 0	NEUTRAL	1- 0	0- 0	0- 0				

RPI S	Opponent	Score	RPI S	Opponent	Score	Team's RPI: 32	RPI S	Opponent	Score	RPI S	Opponent	Score
2	A Baylor	50 65	28	A Texas	69 60		51	H Lamar University	73 55	140	A Texas Tech	66 62
2	H Baylor	48 71	28	H Texas	87 69		52	N Princeton	80 61	140	H Texas Tech	75 67
2	N Baylor	60 88					60	A TCU	75 72	143	A Oklahoma St.	68 58
10	N Syracuse	61 70					60	H TCU	47 61	143	H Oklahoma St.	59 48
11	A Iowa St.	58 96					69	A Little Rock	53 47	150	A Kansas	72 62
11	H Iowa St.	52 81					79	A West Virginia	30 60	150	H Kansas	54 61
20	N DePaul	59 79					79	H West Virginia	90 79	154	A Oklahoma	83 75
23	N Arizona St.	51 65					79	N West Virginia	72 59	154	H Oklahoma	86 56
							83	H UNI	72 62	176	H North Texas	60 42
										210	H Vanderbilt	72 61
										228	H UMKC	61 50
										277	H Central Ark.	70 54
										326	H Omaha	61 46
LAST 12 Division I GAMES:												
79	N West Virginia	72 59	28	A Texas	69 60		2	H Baylor	48 71			
2	N Baylor	60 88	154	A Oklahoma	83 75		150	A Kansas	72 62			
143	A Oklahoma St.	68 58	11	H Iowa St.	52 81		60	H TCU	47 61			
140	H Texas Tech	75 67										
79	H West Virginia	90 79										
60	A TCU	75 72										

Non-Div I Games:

Kansas St.

■ Loss,
■ Non-Conf, S Site,
■ Home
■ Away
N Neutral

Average RPI Win:	264	WON-LOST	WINNING	LAST 10	STRENGTH OF	OPP. STRENGTH	TEAM	ADJ.	CONF.	ADJ CONF.
Average RPI Loss:	176	RECORD	PCT. RANK	GAMES	SCHEDULE	OF SCHEDULE	RPI	RPI	RPI	RPI
DIV. I ONLY	8- 22	290	1- 0	196	294	292	292	24	24	
DIV. I NON-CONF.	3- 9	271	0- 0	149	297	275	275	26	26	
TOTALS	RPI 1-25	RPI 26-50	W-L RECORDS	RPI 51-100	RPI 101-999	RPI 150+				
8- 22	0- 0	0- 1	OVERALL	0- 4	8- 17	8- 13				
6- 4	0- 0	0- 0	HOME	0- 1	6- 3	6- 3				
1- 14	0- 0	0- 0	AWAY	0- 3	1- 11	1- 8				
1- 4	0- 0	0- 1	NEUTRAL	0- 0	1- 3	1- 2				
3- 9	0- 0	0- 1	NON-CONFERENCE	0- 1	3- 7	3- 3				
2- 0	0- 0	0- 0	HOME	0- 0	2- 0	2- 0				
0- 5	0- 0	0- 0	AWAY	0- 1	0- 4	0- 1				
1- 4	0- 0	0- 1	NEUTRAL	0- 0	1- 3	1- 2				
5- 13	0- 0	0- 0	CONFERENCE	0- 3	5- 10	5- 10				
4- 4	0- 0	0- 0	HOME	0- 1	4- 3	4- 3				
1- 9	0- 0	0- 0	AWAY	0- 2	1- 7	1- 7				
0- 0	0- 0	0- 0	NEUTRAL	0- 0	0- 0	0- 0				

RPI S	Opponent	Score	RPI S	Opponent	Score	RPI S	Opponent	Score	RPI S	Opponent	Score	Team's RPI: 292
43 N	Michigan St.	51 75	65 A	FGCU	48 77	109 N	Idaho St.	49 60				
			65 A	FGCU	48 79	134 A	Mercer	48 64				
			65 H	FGCU	46 69	141 A	Seton Hall	80 102				
			67 A	Georgia Tech	35 60	144 A	Georgia St.	73 79				
						184 A	Liberty	55 68				
						184 H	Liberty	61 67				
						191 H	Furman	74 63				
						193 A	East Carolina	56 68				
						200 A	North Ala.	55 80				
						200 H	North Ala.	74 72				
						208 N	Bethune-Cookman	61 64				
						209 A	Stetson	67 59				
						209 A	Stetson	69 76				
						209 H	Stetson	45 58				
						233 A	Jacksonville	53 68				
						233 H	Jacksonville	75 55				
						234 A	North Florida	66 74				
						234 H	North Florida	60 71				
						287 H	Ga. Southern	78 59				
						305 N	UMBC	53 57				
						325 A	NJIT	60 66				
						325 H	NJIT	70 47				
						330 A	Lipscomb	69 72				
						330 H	Lipscomb	67 36				
						335 N	N.C. Central	78 54				
LAST 12 Division I GAMES:												
209 A	Stetson	67 59	200 H	North Ala.	74 72							
65 A	FGCU	48 77	330 H	Lipscomb	67 36							
330 A	Lipscomb	69 72	234 A	North Florida	66 74							
209 H	Stetson	45 58	325 H	NJIT	70 47							
184 A	Liberty	55 68	233 A	Jacksonville	53 68							
65 A	FGCU	48 79	209 A	Stetson	69 76							

Non-Div I Games: Middle Ga. St. 80 70

Kennesaw St.

Average RPI Win:	190	WON-LOST	WINNING	LAST 10	STRENGTH OF	OPP. STRENGTH	TEAM	ADJ.	CONF.	ADJ CONF.
Average RPI Loss:	73	RECORD	PCT. RANK	GAMES	SCHEDULE	OF SCHEDULE	RPI	RPI	RPI	RPI
DIV. I ONLY	18- 12	115	1- 0	81	93	84	84	8	8	
DIV. I NON-CONF.	6- 4	125	0- 0	143	160	97	97	8	8	
TOTALS	RPI 1-25	RPI 26-50	W-L RECORDS	RPI 51-100	RPI 101-999	RPI 150+				
18- 12	0- 1	2- 7	OVERALL	1- 1	15- 3	13- 2				
11- 3	0- 0	2- 2	HOME	0- 0	9- 1	7- 0				
7- 8	0- 1	0- 4	AWAY	1- 1	6- 2	6- 2				
0- 1	0- 0	0- 1	NEUTRAL	0- 0	0- 0	0- 0				
6- 4	0- 1	0- 1	NON-CONFERENCE	0- 1	6- 1	5- 0				
3- 1	0- 0	0- 0	HOME	0- 0	3- 1	2- 0				
3- 3	0- 1	0- 1	AWAY	0- 1	3- 0	3- 0				
0- 0	0- 0	0- 0	NEUTRAL	0- 0	0- 0	0- 0				
12- 8	0- 0	2- 6	CONFERENCE	1- 0	9- 2	8- 2				
8- 2	0- 0	2- 2	HOME	0- 0	6- 0	5- 0				
4- 5	0- 0	0- 3	AWAY	1- 0	3- 2	3- 2				
0- 1	0- 0	0- 1	NEUTRAL	0- 0	0- 0	0- 0				

RPI 1-25				RPI 26-50				RPI 51-100				Team's RPI: 84	RPI 101+			
RPI	S	Opponent	Score	RPI	S	Opponent	Score	RPI	S	Opponent	Score		RPI	S	Opponent	Score
9	A	NC State	61 78	29	A	Ohio	81 83	58	A	Wright St.	55 61		121	H	Youngstown St.	62 34
				29	H	Ohio	67 69	85	A	Toledo	58 47		125	H	Northern Ill.	87 78
				31	H	Central Mich.	75 82						136	H	Duquesne	72 77
				33	A	Buffalo	66 75						162	A	Akron	65 55
				33	H	Buffalo	62 53						162	H	Akron	73 58
				33	N	Buffalo	52 85						177	A	Robert Morris	54 46
				37	A	North Carolina	60 73						197	A	Eastern Mich.	67 54
				44	A	Miami (OH)	63 79						197	H	Eastern Mich.	71 64
				44	H	Miami (OH)	67 58						218	A	Bowling Green	49 62
													218	H	Bowling Green	77 73
													218	H	Bowling Green	86 62
													220	A	Ball St.	44 48
													244	H	Northern Ky.	62 61
													262	A	St. Bonaventure	76 64
													270	A	Western Mich.	56 52
													270	H	Western Mich.	55 51
													310	H	Oakland	75 65
													325	A	NJIT	57 40
LAST 12 Division I GAMES:																
				218	H	Bowling Green	86 62			29	H	Ohio	67 69			
				33	N	Buffalo	52 85			270	A	Western Mich.	56 52			
				33	H	Buffalo	62 53			218	H	Bowling Green	77 73			
				162	A	Akron	65 55			197	A	Eastern Mich.	67 54			
				218	A	Bowling Green	49 62			33	A	Buffalo	66 75			
				44	H	Miami (OH)	67 58			270	H	Western Mich.	55 51			

Non-Div I Games: Clarion 92 38

Kent St.

■ Loss,
 ■ Non-Conf,
 ■ S Site,
 ■ Home
 ■ A Away
 N Neutral

Kentucky

Through Games Of March 15, 2019

Average RPI Win:	132	WON-LOST	WINNING	LAST 10	STRENGTH OF	OPP. STRENGTH	TEAM	ADJ.	CONF.	ADJ CONF.
Average RPI Loss:	47	RECORD	PCT. RANK	GAMES	SCHEDULE	OF SCHEDULE	RPI	RPI	RPI	RPI
DIV. I ONLY	24- 7	39	0- 1	42	39	22	22	5	5	
DIV. I NON-CONF.	13- 1	9	0- 0	95	73	16	16	5	5	
TOTALS	RPI 1-25	RPI 26-50	W-L RECORDS	RPI 51-100	RPI 101-999	RPI 150+				
24- 7	1- 5	4- 1	OVERALL	6- 0	13- 1	9- 1				
15- 3	0- 2	1- 0	HOME	4- 0	10- 1	8- 1				
6- 3	1- 3	1- 0	AWAY	2- 0	2- 0	1- 0				
3- 1	0- 0	2- 1	NEUTRAL	0- 0	1- 0	0- 0				
13- 1	0- 1	2- 0	NON-CONFERENCE	2- 0	9- 0	6- 0				
10- 0	0- 0	0- 0	HOME	2- 0	8- 0	6- 0				
0- 1	0- 1	0- 0	AWAY	0- 0	0- 0	0- 0				
3- 0	0- 0	2- 0	NEUTRAL	0- 0	1- 0	0- 0				
11- 6	1- 4	2- 1	CONFERENCE	4- 0	4- 1	3- 1				
5- 3	0- 2	1- 0	HOME	2- 0	2- 1	2- 1				
6- 2	1- 2	1- 0	AWAY	2- 0	2- 0	1- 0				
0- 1	0- 0	0- 1	NEUTRAL	0- 0	0- 0	0- 0				

RPI	S	Opponent	Score	RPI	S	Opponent	Score	RPI	S	Opponent	Score	RPI	S	Opponent	Score
3	A	Louisville	75 80	30	H	Missouri	52 41	61	A	Tennessee	73 71	111	A	Georgia	58 53
8	A	Mississippi St.	71 86	30	N	Missouri	68 70	63	H	Middle Tenn.	72 55	113	H	High Point	71 49
16	A	Texas A&M	71 73	35	N	UCLA	75 74	66	H	Arkansas	61 59	114	N	South Fla.	85 63
16	H	Texas A&M	55 62	37	N	North Carolina	85 75	87	A	LSU	64 60	129	H	Morehead St.	87 57
18	A	South Carolina	65 57	48	A	Auburn	78 68	87	H	LSU	57 52	156	A	Alabama	68 53
18	H	South Carolina	70 74					98	H	Virginia	63 51	160	H	Southern U.	91 41
												192	H	Sacred Heart	71 43
												210	H	Vanderbilt	77 55
												212	H	Florida	62 51
												237	H	Ole Miss	49 55
												260	H	Rhode Island	75 52
												263	H	Murray St.	88 49
												269	H	Alabama St.	87 35
												341	H	Western Caro.	99 39
LAST 12 Division I GAMES:															
30	N	Missouri	68 70	156	A	Alabama	68 53								
111	A	Georgia	58 53	48	A	Auburn	78 68								
16	H	Texas A&M	55 62	212	H	Florida	62 51								
87	H	LSU	57 52	18	H	South Carolina	70 74								
18	A	South Carolina	65 57	16	A	Texas A&M	71 73								
66	H	Arkansas	61 59	30	H	Missouri	52 41								

Non-Div I Games:

Kentucky

■ Loss,
■ Non-Conf, S Site,
■ Home
■ Away
N Neutral

Average RPI Win:	233	WON-LOST	WINNING	LAST 10	STRENGTH OF	OPP. STRENGTH	TEAM	ADJ.	CONF.	ADJ CONF.
Average RPI Loss:	262	RECORD	PCT. RANK	GAMES	SCHEDULE	OF SCHEDULE	RPI	RPI	RPI	RPI
DIV. I ONLY	4- 25	339	0- 1	344	350	351	351	31	31	
DIV. I NON-CONF.	1- 10	329	0- 0	334	346	350	350	31	31	
TOTALS	RPI 1-25	RPI 26-50	W-L RECORDS	RPI 51-100	RPI 101-999	RPI 150+				
4- 25	0- 0	0- 1	OVERALL	0- 0	4- 24	4- 23				
3- 10	0- 0	0- 0	HOME	0- 0	3- 10	3- 10				
1- 14	0- 0	0- 1	AWAY	0- 0	1- 13	1- 12				
0- 1	0- 0	0- 0	NEUTRAL	0- 0	0- 1	0- 1				
1- 10	0- 0	0- 1	NON-CONFERENCE	0- 0	1- 9	1- 8				
1- 3	0- 0	0- 0	HOME	0- 0	1- 3	1- 3				
0- 6	0- 0	0- 1	AWAY	0- 0	0- 5	0- 4				
0- 1	0- 0	0- 0	NEUTRAL	0- 0	0- 1	0- 1				
3- 15	0- 0	0- 0	CONFERENCE	0- 0	3- 15	3- 15				
2- 7	0- 0	0- 0	HOME	0- 0	2- 7	2- 7				
1- 8	0- 0	0- 0	AWAY	0- 0	1- 8	1- 8				
0- 0	0- 0	0- 0	NEUTRAL	0- 0	0- 0	0- 0				

RPI S	Opponent	Score	RPI S	Opponent	Score	RPI S	Opponent	Score	RPI S	Opponent	Score	Team's RPI: 351
46	A Michigan	38 83							124	A Lehigh	38 72	
									170	N UC Irvine	71 84	
									177	A Robert Morris	54 71	
									177	H Robert Morris	37 89	
									192	A Sacred Heart	53 75	
									192	H Sacred Heart	69 64	
									194	A Saint Francis (PA)	75 69	
									194	H Saint Francis (PA)	66 80	
									224	A Mt. St. Mary's	45 61	
									224	H Mt. St. Mary's	71 61	
									248	A St. Francis Brooklyn	64 87	
									248	H St. Francis Brooklyn	67 79	
									265	A Manhattan	46 61	
									285	A Fairfield	43 71	
									291	H Army West Point	42 57	
									294	A Bryant	62 69	
									294	H Bryant	54 69	
									318	A Wagner	62 72	
									318	H Wagner	62 66	
									320	H Lafayette	55 50	
									325	H NJIT	51 72	
									327	H UMass Lowell	64 69	
									328	A Central Conn. St.	57 63	
									328	H Central Conn. St.	59 72	
									342	A Grand Canyon	62 65	
									344	A Fairleigh Dickinson	49 68	
LAST 12 Division I GAMES:												
344	A Fairleigh Dickinson	49 68	248	A St. Francis Brooklyn	64 87							
294	H Bryant	54 69	224	H Mt. St. Mary's	71 61							
328	H Central Conn. St.	59 72	318	H Wagner	62 66							
177	A Robert Morris	54 71	318	A Wagner	62 72							
194	A Saint Francis (PA)	75 69	328	A Central Conn. St.	57 63							
192	H Sacred Heart	69 64	224	A Mt. St. Mary's	45 61							

Non-Div I Games:

LIU Brooklyn

■ Loss,
 ■ Non-Conf, S Site,
 ■ Home
 ■ Away
 N Neutral

RPI	S	Opponent	Score
344	H	Fairleigh Dickinson	52 69
347	A	Saint Peter's	59 86

L
I
U
B
r
o
o
k
l
y
n

L
I
U
B
r
o
o
k
l
y
n

LIU Brooklyn

Average RPI Win:	157	WON-LOST	WINNING	LAST 10	STRENGTH OF	OPP. STRENGTH	TEAM	ADJ.	CONF.	ADJ CONF.
Average RPI Loss:	55	RECORD	PCT. RANK	GAMES	SCHEDULE	OF SCHEDULE	RPI	RPI	RPI	RPI
DIV. I ONLY	16- 13	142	0- 1	36	62	87	87	5	5	
DIV. I NON-CONF.	9- 3	62	0- 0	138	161	89	89	5	5	
TOTALS	RPI 1-25	RPI 26-50	W-L RECORDS	RPI 51-100	RPI 101-999	RPI 150+				
16- 13	2- 6	1- 2	OVERALL	2- 2	11- 3	9- 1				
11- 6	1- 3	1- 1	HOME	2- 0	7- 2	5- 1				
5- 6	1- 3	0- 1	AWAY	0- 1	4- 1	4- 0				
0- 1	0- 0	0- 0	NEUTRAL	0- 1	0- 0	0- 0				
9- 3	1- 0	0- 1	NON-CONFERENCE	1- 0	7- 2	5- 1				
7- 2	0- 0	0- 0	HOME	1- 0	6- 2	4- 1				
2- 1	1- 0	0- 1	AWAY	0- 0	1- 0	1- 0				
0- 0	0- 0	0- 0	NEUTRAL	0- 0	0- 0	0- 0				
7- 10	1- 6	1- 1	CONFERENCE	1- 2	4- 1	4- 0				
4- 4	1- 3	1- 1	HOME	1- 0	1- 0	1- 0				
3- 5	0- 3	0- 0	AWAY	0- 1	3- 1	3- 0				
0- 1	0- 0	0- 0	NEUTRAL	0- 1	0- 0	0- 0				

RPI	S	Opponent	Score	RPI	S	Opponent	Score	RPI	S	Opponent	Score	RPI	S	Opponent	Score
8	A	Mississippi St.	56 76	27	A	Rutgers	43 57	61	A	Tennessee	65 74	111	A	Georgia	50 63
8	H	Mississippi St.	35 68	30	H	Missouri	61 51	61	N	Tennessee	66 69	114	H	South Fla.	78 49
16	A	Texas A&M	55 59	48	H	Auburn	46 56	66	H	Arkansas	71 34	128	H	Northern Colo.	62 57
16	H	Texas A&M	63 52					69	H	Little Rock	60 45	150	H	Kansas	61 68
18	H	South Carolina	53 76									156	A	Alabama	62 56
21	A	Florida St.	58 45									165	H	Nicholls St.	76 44
22	A	Kentucky	52 57									169	H	Tulane	54 56
22	H	Kentucky	60 64									181	H	Sam Houston St.	66 52
												210	A	Vanderbilt	79 68
												212	H	Florida	69 51
												237	A	Ole Miss	55 41
												268	A	Louisiana	76 54
												312	H	McNeese	86 36
												323	H	Southeastern La.	72 52
LAST 12 Division I GAMES:															
61	N	Tennessee	66 69	16	A	Texas A&M	55 59								
48	H	Auburn	46 56	66	H	Arkansas	71 34								
8	A	Mississippi St.	56 76	30	H	Missouri	61 51								
22	A	Kentucky	52 57	8	H	Mississippi St.	35 68								
212	H	Florida	69 51	61	A	Tennessee	65 74								
210	A	Vanderbilt	79 68	156	A	Alabama	62 56								

Non-Div I Games:

LSU

■ Loss,
 ■ Non-Conf,
 ■ S Site,
 ■ H Home
 ■ A Away
 N Neutral

Average RPI Win:	224	WON-LOST	WINNING	LAST 10	STRENGTH OF	OPP. STRENGTH	TEAM	ADJ.	CONF.	ADJ CONF.
Average RPI Loss:	150	RECORD	PCT. RANK	GAMES	SCHEDULE	OF SCHEDULE	RPI	RPI	RPI	RPI
DIV. I ONLY	6- 25	323	0- 1	131	181	283	283	17	17	
DIV. I NON-CONF.	3- 11	292	0- 0	46	183	209	209	16	16	
TOTALS	RPI 1-25	RPI 26-50	W-L RECORDS	RPI 51-100	RPI 101-999	RPI 150+				
6- 25	0- 1	0- 0	OVERALL	1- 6	5- 18	5- 12				
3- 9	0- 0	0- 0	HOME	0- 2	3- 7	3- 5				
1- 16	0- 1	0- 0	AWAY	0- 4	1- 11	1- 7				
2- 0	0- 0	0- 0	NEUTRAL	1- 0	1- 0	1- 0				
3- 11	0- 1	0- 0	NON-CONFERENCE	1- 4	2- 6	2- 3				
1- 3	0- 0	0- 0	HOME	0- 1	1- 2	1- 1				
0- 8	0- 1	0- 0	AWAY	0- 3	0- 4	0- 2				
2- 0	0- 0	0- 0	NEUTRAL	1- 0	1- 0	1- 0				
3- 14	0- 0	0- 0	CONFERENCE	0- 2	3- 12	3- 9				
2- 6	0- 0	0- 0	HOME	0- 1	2- 5	2- 4				
1- 8	0- 0	0- 0	AWAY	0- 1	1- 7	1- 5				
0- 0	0- 0	0- 0	NEUTRAL	0- 0	0- 0	0- 0				

RPI 1-25				RPI 26-50				RPI 51-100				RPI 101+				Team's RPI: 283	
RPI	S	Opponent	Score	RPI	S	Opponent	Score	RPI	S	Opponent	Score	RPI	S	Opponent	Score		
24	A	Oregon St.	46 100					55	H	Drexel	43 58	116	H	St. John's (NY)	57 83		
								57	A	Villanova	68 81	118	A	Dayton	38 65		
								59	A	Penn	34 65	118	A	Dayton	45 84		
								81	H	Fordham	54 65	119	A	Providence	47 77		
								88	A	Harvard	43 88	122	A	Towson	68 92		
								93	A	VCU	38 68	136	H	Duquesne	62 66		
								100	N	Pepperdine	62 55	151	A	Davidson	61 80		
												166	A	Temple	47 75		
												177	A	Robert Morris	39 67		
												183	A	Saint Louis	58 69		
												204	H	Massachusetts	60 74		
												219	H	George Washington	59 67		
												227	A	George Mason	42 59		
												227	H	George Mason	77 71		
												229	H	Howard	54 57		
												235	A	Saint Joseph's	57 60		
												235	H	Saint Joseph's	63 64		
												244	N	Northern Ky.	74 56		
												250	H	Norfolk St.	62 52		
												260	H	Rhode Island	77 71		
												262	A	St. Bonaventure	52 45		
												272	A	Richmond	51 56		
												272	H	Richmond	60 74		
LAST 12 Division I GAMES:																	
				118	A	Dayton	38 65					183	A	Saint Louis	58 69		
				227	H	George Mason	77 71					260	H	Rhode Island	77 71		
				262	A	St. Bonaventure	52 45					151	A	Davidson	61 80		
				272	A	Richmond	51 56					81	H	Fordham	54 65		
				235	H	Saint Joseph's	63 64					272	H	Richmond	60 74		
				227	A	George Mason	42 59					136	H	Duquesne	62 66		

Non-Div I Games:

La Salle

■ Loss,
■ Non-Conf,
■ S Site,
■ H Home
■ A Away
N Neutral

Average RPI Win:	273	WON-LOST	WINNING	LAST 10	STRENGTH OF	OPP. STRENGTH	TEAM	ADJ.	CONF.	ADJ CONF.
Average RPI Loss:	168	RECORD	PCT. RANK	GAMES	SCHEDULE	OF SCHEDULE	RPI	RPI	RPI	RPI
DIV. I ONLY	8- 19	276	0- 1	310	196	300	300	12	12	
DIV. I NON-CONF.	4- 5	190	0- 0	348	341	301	301	14	14	
TOTALS	RPI 1-25	RPI 26-50	W-L RECORDS	RPI 51-100	RPI 101-999	RPI 150+				
8- 19	0- 0	0- 0	OVERALL	0- 5	8- 14	8- 9				
4- 8	0- 0	0- 0	HOME	0- 2	4- 6	4- 4				
4- 11	0- 0	0- 0	AWAY	0- 3	4- 8	4- 5				
0- 0	0- 0	0- 0	NEUTRAL	0- 0	0- 0	0- 0				
4- 5	0- 0	0- 0	NON-CONFERENCE	0- 0	4- 5	4- 4				
2- 1	0- 0	0- 0	HOME	0- 0	2- 1	2- 1				
2- 4	0- 0	0- 0	AWAY	0- 0	2- 4	2- 3				
0- 0	0- 0	0- 0	NEUTRAL	0- 0	0- 0	0- 0				
4- 14	0- 0	0- 0	CONFERENCE	0- 5	4- 9	4- 5				
2- 7	0- 0	0- 0	HOME	0- 2	2- 5	2- 3				
2- 7	0- 0	0- 0	AWAY	0- 3	2- 4	2- 2				
0- 0	0- 0	0- 0	NEUTRAL	0- 0	0- 0	0- 0				

RPI 1-25				RPI 26-50				RPI 51-100				RPI 101+				Team's RPI: 300	
RPI	S	Opponent	Score	RPI	S	Opponent	Score	RPI	S	Opponent	Score	RPI	S	Opponent	Score		
								69	A	Little Rock	44	63	127	A	Appalachian St.	51	56
								69	H	Little Rock	38	57	127	H	Appalachian St.	58	80
								76	H	UT Arlington	56	60	140	A	Texas Tech	42	86
								90	A	Troy	56	78	144	A	Georgia St.	46	68
								95	A	South Alabama	49	77	144	H	Georgia St.	41	56
													163	H	Texas St.	51	62
													165	H	Nicholls St.	54	55
													179	A	Coastal Caro.	60	57
													179	H	Coastal Caro.	54	79
													189	A	Arkansas St.	54	64
													189	H	Arkansas St.	65	53
													231	A	SMU	38	49
													268	A	Louisiana	45	52
													268	H	Louisiana	52	55
													287	A	Ga. Southern	80	62
													287	H	Ga. Southern	58	57
													288	A	New Orleans	57	44
													312	H	McNeese	69	60
													316	A	Northwestern St.	63	55
													323	A	Southeastern La.	42	49
													329	H	Mississippi Val.	72	65
													332	A	Houston Baptist	60	68
LAST 12 Division I GAMES:																	
				69	H	Little Rock	38	57	268	H	Louisiana	52	55				
				189	H	Arkansas St.	65	53	287	A	Ga. Southern	80	62				
				179	A	Coastal Caro.	60	57	144	A	Georgia St.	46	68				
				127	A	Appalachian St.	51	56	127	H	Appalachian St.	58	80				
				76	H	UT Arlington	56	60	179	H	Coastal Caro.	54	79				
				163	H	Texas St.	51	62	95	A	South Alabama	49	77				

Non-Div I Games: LSU-Alexandria 93 62 Ark.-Monticello 70 39

La.-Monroe

Loss, Non-Conf, S Site, H Home A Away N Neutral

Lafayette

Through Games Of March 15, 2019

Average RPI Win:	261	WON-LOST	WINNING	LAST 10	STRENGTH OF	OPP. STRENGTH	TEAM	ADJ.	CONF.	ADJ CONF.
Average RPI Loss:	198	RECORD	PCT. RANK	GAMES	SCHEDULE	OF SCHEDULE	RPI	RPI	RPI	RPI
DIV. I ONLY	8- 23	297	1- 0	308	270	320	320	18	18	
DIV. I NON-CONF.	5- 6	177	0- 0	347	343	324	324	21	21	
TOTALS	RPI 1-25	RPI 26-50	W-L RECORDS	RPI 51-100	RPI 101-999	RPI 150+				
8- 23	0- 0	0- 2	OVERALL	0- 3	8- 18	8- 15				
5- 9	0- 0	0- 1	HOME	0- 1	5- 7	5- 6				
3- 13	0- 0	0- 1	AWAY	0- 2	3- 10	3- 9				
0- 1	0- 0	0- 0	NEUTRAL	0- 0	0- 1	0- 0				
5- 6	0- 0	0- 0	NON-CONFERENCE	0- 0	5- 6	5- 5				
3- 2	0- 0	0- 0	HOME	0- 0	3- 2	3- 2				
2- 3	0- 0	0- 0	AWAY	0- 0	2- 3	2- 3				
0- 1	0- 0	0- 0	NEUTRAL	0- 0	0- 1	0- 0				
3- 17	0- 0	0- 2	CONFERENCE	0- 3	3- 12	3- 10				
2- 7	0- 0	0- 1	HOME	0- 1	2- 5	2- 4				
1- 10	0- 0	0- 1	AWAY	0- 2	1- 7	1- 6				
0- 0	0- 0	0- 0	NEUTRAL	0- 0	0- 0	0- 0				

RPI S	Opponent	Score	RPI S	Opponent	Score	RPI S	Opponent	Score	RPI S	Opponent	Score	Team's RPI: 320
42	A Bucknell	43 75	42	H Bucknell	47 56	72	A American	45 60	124	A Lehigh	50 67	
						72	A American	47 67	124	H Lehigh	43 70	
						72	H American	57 67	138	N Delaware	47 65	
									173	A Holy Cross	53 56	
									173	H Holy Cross	73 63	
									175	A Boston U.	49 50	
									175	H Boston U.	44 47	
									195	H Cornell	59 62	
									216	H Monmouth	73 69	
									236	H Albany (NY)	67 66	
									249	A Colgate	49 60	
									249	H Colgate	67 77	
									254	H Binghamton	59 50	
									256	A Navy	53 65	
									256	H Navy	55 42	
									265	A Manhattan	49 60	
									267	A Loyola Maryland	50 62	
									267	H Loyola Maryland	52 55	
									291	A Army West Point	50 65	
									291	A Army West Point	63 61	
									291	H Army West Point	40 64	
									307	A Fla. Atlantic	49 53	
									318	A Wagner	66 43	
									344	A Fairleigh Dickinson	63 57	
									347	H Saint Peter's	60 62	
									351	A LIU Brooklyn	50 55	
LAST 12 Division I GAMES:												
291	A Army West Point	63 61	72	H American	57 67	256	A Navy	53 65	318	A Wagner	66 43	
72	A American	47 67	267	H Loyola Maryland	52 55	291	H Army West Point	40 64	347	H Saint Peter's	60 62	
138	N Delaware	47 65	42	A Bucknell	43 75	173	A Holy Cross	53 56				
249	H Colgate	67 77										
124	A Lehigh	50 67										
175	A Boston U.	49 50										

Non-Div I Games:

Lafayette

Loss, Non-Conf, S Site, H Home A Away N Neutral

Lamar University

Through Games Of March 15, 2019

Average RPI Win:	236	WON-LOST	WINNING	LAST 10	STRENGTH OF	OPP. STRENGTH	TEAM	ADJ.	CONF.	ADJ CONF.
Average RPI Loss:	60	RECORD	PCT. RANK	GAMES	SCHEDULE	OF SCHEDULE	RPI	RPI	RPI	RPI
DIV. I ONLY	20- 5	28	0- 0	181	235	51	51	25	25	
DIV. I NON-CONF.	3- 4	199	0- 0	11	16	31	31	22	22	
TOTALS	RPI 1-25	RPI 26-50	W-L RECORDS	RPI 51-100	RPI 101-999	RPI 150+				
20- 5	1- 1	0- 2	OVERALL	1- 1	18- 1	16- 1				
10- 0	0- 0	0- 0	HOME	1- 0	9- 0	8- 0				
10- 4	1- 1	0- 1	AWAY	0- 1	9- 1	8- 1				
0- 1	0- 0	0- 1	NEUTRAL	0- 0	0- 0	0- 0				
3- 4	1- 1	0- 2	NON-CONFERENCE	0- 0	2- 1	1- 1				
1- 0	0- 0	0- 0	HOME	0- 0	1- 0	0- 0				
2- 3	1- 1	0- 1	AWAY	0- 0	1- 1	1- 1				
0- 1	0- 0	0- 1	NEUTRAL	0- 0	0- 0	0- 0				
17- 1	0- 0	0- 0	CONFERENCE	1- 1	16- 0	15- 0				
9- 0	0- 0	0- 0	HOME	1- 0	8- 0	8- 0				
8- 1	0- 0	0- 0	AWAY	0- 1	8- 0	7- 0				
0- 0	0- 0	0- 0	NEUTRAL	0- 0	0- 0	0- 0				

RPI 1-25				RPI 26-50				RPI 51-100				Team's RPI: 51	RPI 101+			
RPI	S	Opponent	Score	RPI	S	Opponent	Score	RPI	S	Opponent	Score		RPI	S	Opponent	Score
8	A	Mississippi St.	53 104	29	N	Ohio	62 87	64	A	SFA	58 70		101	H	Pacific	82 66
16	A	Texas A&M	74 68	32	A	Kansas St.	55 73	64	H	SFA	62 46		142	A	Abilene Christian	63 60
													165	H	Nicholls St.	78 65
													167	A	Denver	110 117
													181	A	Sam Houston St.	83 72
													181	H	Sam Houston St.	81 76
													251	A	A&M-Corpus Christi	72 47
													251	H	A&M-Corpus Christi	76 58
													268	A	Louisiana	79 77
													277	H	Central Ark.	57 37
													288	A	New Orleans	79 57
													308	A	Incarnate Word	77 51
													308	H	Incarnate Word	79 53
													312	A	McNeese	64 62
													312	H	McNeese	81 68
													316	A	Northwestern St.	94 70
													323	H	Southeastern La.	94 54
													332	A	Houston Baptist	97 49
													332	H	Houston Baptist	63 50
LAST 12 Division I GAMES:																
312	H	McNeese	81 68	316	A	Northwestern St.	94 70									
64	H	SFA	62 46	64	A	SFA	58 70									
332	A	Houston Baptist	97 49	142	A	Abilene Christian	63 60									
251	A	A&M-Corpus Christi	72 47	312	A	McNeese	64 62									
308	H	Incarnate Word	79 53	165	H	Nicholls St.	78 65									
181	H	Sam Houston St.	81 76	181	A	Sam Houston St.	83 72									

Non-Div I Games: LeTourneau 104 27 Louisiana Col. 94 43 McMurry 100 37 Howard Payne 93 37 Lamar University

Loss, Non-Conf, S Site, H Home A Away N Neutral

Average RPI Win:	257	WON-LOST	WINNING	LAST 10	STRENGTH OF	OPP. STRENGTH	TEAM	ADJ.	CONF.	ADJ CONF.
Average RPI Loss:	81	RECORD	PCT. RANK	GAMES	SCHEDULE	OF SCHEDULE	RPI	RPI	RPI	RPI
DIV. I ONLY	20- 10	77	1- 1	177	238	124	124	18	18	
DIV. I NON-CONF.	7- 3	83	0- 0	169	250	123	123	21	21	
TOTALS	RPI 1-25	RPI 26-50	W-L RECORDS	RPI 51-100	RPI 101-999	RPI 150+				
20- 10	0- 1	0- 2	OVERALL	0- 4	20- 3	20- 2				
12- 5	0- 0	0- 1	HOME	0- 2	12- 2	12- 1				
8- 5	0- 1	0- 1	AWAY	0- 2	8- 1	8- 1				
0- 0	0- 0	0- 0	NEUTRAL	0- 0	0- 0	0- 0				
7- 3	0- 1	0- 0	NON-CONFERENCE	0- 1	7- 1	7- 0				
5- 2	0- 0	0- 0	HOME	0- 1	5- 1	5- 0				
2- 1	0- 1	0- 0	AWAY	0- 0	2- 0	2- 0				
0- 0	0- 0	0- 0	NEUTRAL	0- 0	0- 0	0- 0				
13- 7	0- 0	0- 2	CONFERENCE	0- 3	13- 2	13- 2				
7- 3	0- 0	0- 1	HOME	0- 1	7- 1	7- 1				
6- 4	0- 0	0- 1	AWAY	0- 2	6- 1	6- 1				
0- 0	0- 0	0- 0	NEUTRAL	0- 0	0- 0	0- 0				

RPI	S	Opponent	Score	RPI	S	Opponent	Score	RPI	S	Opponent	Score	RPI	S	Opponent	Score	Team's RPI: 124
1	A	Notre Dame	68 95	42	A	Bucknell	53 71	57	H	Villanova	48 70	105	H	Charlotte	60 62	
				42	H	Bucknell	68 73	72	A	American	47 50	173	A	Holy Cross	79 74	
								72	A	American	57 68	173	H	Holy Cross	64 55	
								72	H	American	53 61	175	A	Boston U.	45 58	
												175	H	Boston U.	48 52	
												192	H	Sacred Heart	70 66	
												195	H	Cornell	67 54	
												216	H	Monmouth	63 48	
												249	A	Colgate	75 63	
												249	H	Colgate	78 68	
												249	H	Colgate	86 58	
												250	H	Norfolk St.	62 41	
												254	A	Binghamton	65 55	
												256	A	Navy	56 38	
												256	H	Navy	66 55	
												267	A	Loyola Maryland	65 46	
												267	H	Loyola Maryland	51 42	
												291	A	Army West Point	73 50	
												291	H	Army West Point	55 46	
												320	A	Lafayette	70 43	
												320	H	Lafayette	67 50	
												328	A	Central Conn. St.	88 62	
												351	H	LIU Brooklyn	72 38	
LAST 12 Division I GAMES:																
249	H	Colgate	78 68	291	H	Army West Point	55 46									
72	A	American	57 68	249	A	Colgate	75 63									
105	H	Charlotte	60 62	72	A	American	47 50									
173	A	Holy Cross	79 74	42	H	Bucknell	68 73									
320	H	Lafayette	67 50	175	H	Boston U.	48 52									
267	A	Loyola Maryland	65 46	256	H	Navy	66 55									

Non-Div I Games: Kutztown 73 39

Lehigh

■ Loss,
 ■ Non-Conf,
 ■ S Site,
 ■ H Home
 ■ A Away
 N Neutral

[illegible]

Liberty

Page 159

Average RPI Win: 283	WON-LOST	WINNING	LAST 10	STRENGTH OF	OPP. STRENGTH	TEAM	ADJ.	CONF.	ADJ CONF.
Average RPI Loss: 187	RECORD	PCT. RANK	GAMES	SCHEDULE	OF SCHEDULE	RPI	RPI	RPI	RPI
DIV. I ONLY	4- 25	339	1- 0	207	292	330	330	24	24
DIV. I NON-CONF.	2- 11	316	0- 0	139	295	285	285	26	26
TOTALS	RPI 1-25	RPI 26-50	W-L RECORDS	RPI 51-100	RPI 101-999	RPI 150+			
4- 25	0- 0	0- 2	OVERALL	0- 3	4- 20	4- 16			
3- 10	0- 0	0- 0	HOME	0- 1	3- 9	3- 7			
1- 15	0- 0	0- 2	AWAY	0- 2	1- 11	1- 9			
0- 0	0- 0	0- 0	NEUTRAL	0- 0	0- 0	0- 0			
2- 11	0- 0	0- 2	NON-CONFERENCE	0- 1	2- 8	2- 4			
1- 4	0- 0	0- 0	HOME	0- 0	1- 4	1- 2			
1- 7	0- 0	0- 2	AWAY	0- 1	1- 4	1- 2			
0- 0	0- 0	0- 0	NEUTRAL	0- 0	0- 0	0- 0			
2- 14	0- 0	0- 0	CONFERENCE	0- 2	2- 12	2- 12			
2- 6	0- 0	0- 0	HOME	0- 1	2- 5	2- 5			
0- 8	0- 0	0- 0	AWAY	0- 1	0- 7	0- 7			
0- 0	0- 0	0- 0	NEUTRAL	0- 0	0- 0	0- 0			

RPI S	Opponent	Score	RPI S	Opponent	Score	RPI S	Opponent	Score	RPI S	Opponent	Score	Team's RPI: 330
45	A Belmont	43 83	65	A FGCU	40 82	111	A Georgia	45 77				
50	A Clemson	26 68	65	H FGCU	46 80	112	H UT Martin	53 62				
			77	A Cincinnati	55 71	129	A Morehead St.	44 79				
						146	H Tennessee Tech	52 67				
						184	A Liberty	60 74				
						184	H Liberty	60 77				
						200	A North Ala.	50 71				
						200	H North Ala.	60 81				
						209	A Stetson	49 76				
						209	H Stetson	65 80				
						215	H Jacksonville St.	46 58				
						233	A Jacksonville	47 62				
						233	H Jacksonville	61 58				
						234	A North Florida	66 72				
						234	H North Florida	53 68				
						261	A Austin Peay	58 70				
						263	A Murray St.	61 97				
						292	A Kennesaw St.	36 67				
						292	H Kennesaw St.	72 69				
						296	H Col. of Charleston	63 65				
						301	A Alabama A&M	62 58				
						304	H Tennessee St.	64 62				
						325	A NJIT	67 80				
						325	H NJIT	53 69				
LAST 12 Division I GAMES:												
292	H Kennesaw St.	72 69	233	H Jacksonville	61 58							
200	A North Ala.	50 71	234	A North Florida	66 72							
325	H NJIT	53 69	200	H North Ala.	60 81							
65	H FGCU	46 80	184	H Liberty	60 77							
292	A Kennesaw St.	36 67	209	A Stetson	49 76							
184	A Liberty	60 74	65	A FGCU	40 82							

Non-Div I Games:

Lipscomb

■ Loss,
 ■ Non-Conf,
 ■ S Site,
 ■ H Home
 ■ A Away
 N Neutral

Little Rock

Through Games Of March 15, 2019

Average RPI Win:	183	WON-LOST	WINNING	LAST 10	STRENGTH OF	OPP. STRENGTH	TEAM	ADJ.	CONF.	ADJ CONF.
Average RPI Loss:	79	RECORD	PCT. RANK	GAMES	SCHEDULE	OF SCHEDULE	RPI	RPI	RPI	RPI
DIV. I ONLY	20- 10	77	1- 0	78	106	69	69	12	12	
DIV. I NON-CONF.	4- 7	228	0- 0	50	13	136	136	14	14	
TOTALS	RPI 1-25	RPI 26-50	W-L RECORDS	RPI 51-100	RPI 101-999	RPI 150+				
20- 10	0- 2	0- 2	OVERALL	5- 4	15- 2	12- 2				
10- 5	0- 2	0- 2	HOME	3- 1	7- 0	6- 0				
9- 5	0- 0	0- 0	AWAY	2- 3	7- 2	6- 2				
1- 0	0- 0	0- 0	NEUTRAL	0- 0	1- 0	0- 0				
4- 7	0- 2	0- 2	NON-CONFERENCE	0- 3	4- 0	4- 0				
1- 5	0- 2	0- 2	HOME	0- 1	1- 0	1- 0				
3- 2	0- 0	0- 0	AWAY	0- 2	3- 0	3- 0				
0- 0	0- 0	0- 0	NEUTRAL	0- 0	0- 0	0- 0				
16- 3	0- 0	0- 0	CONFERENCE	5- 1	11- 2	8- 2				
9- 0	0- 0	0- 0	HOME	3- 0	6- 0	5- 0				
6- 3	0- 0	0- 0	AWAY	2- 1	4- 2	3- 2				
1- 0	0- 0	0- 0	NEUTRAL	0- 0	1- 0	0- 0				

RPI 1-25				RPI 26-50				RPI 51-100 Team's RPI: 69				RPI 101+			
RPI	S	Opponent	Score	RPI	S	Opponent	Score	RPI	S	Opponent	Score	RPI	S	Opponent	Score
8	H	Mississippi St.	63 98	32	H	Kansas St.	47 53	70	A	Missouri St.	44 48	127	A	Appalachian St.	74 59
16	H	Texas A&M	40 61	34	H	Rice	65 79	76	A	UT Arlington	62 61	127	N	Appalachian St.	80 64
								76	H	UT Arlington	68 65	144	H	Georgia St.	82 50
								87	A	LSU	45 60	155	A	Tulsa	63 53
								90	A	Troy	66 71	163	A	Texas St.	48 50
								90	H	Troy	76 72	163	H	Texas St.	62 47
								95	A	South Alabama	65 42	172	A	Louisiana Tech	69 58
								95	H	South Alabama	47 44	179	A	Coastal Caro.	60 47
								96	H	Western Ky.	56 68	189	A	Arkansas St.	58 62
												189	H	Arkansas St.	68 55
												232	A	Memphis	63 60
												268	A	Louisiana	62 49
												268	H	Louisiana	62 48
												287	H	Ga. Southern	80 51
												300	A	La.-Monroe	57 38
												300	H	La.-Monroe	63 44
												307	H	Fla. Atlantic	61 38
LAST 12 Division I GAMES:															
				127	N	Appalachian St.	80 64	163	A	Texas St.	48 50				
				300	A	La.-Monroe	57 38	76	A	UT Arlington	62 61				
				268	A	Louisiana	62 49	95	H	South Alabama	47 44				
				144	H	Georgia St.	82 50	90	H	Troy	76 72				
				287	H	Ga. Southern	80 51	189	H	Arkansas St.	68 55				
				189	A	Arkansas St.	58 62	127	A	Appalachian St.	74 59				

Non-Div I Games:

Little Rock

Loss, Non-Conf, S Site, H Home A Away N Neutral

Average RPI Win:	232	WON-LOST	WINNING	LAST 10	STRENGTH OF	OPP. STRENGTH	TEAM	ADJ.	CONF.	ADJ CONF.
Average RPI Loss:	157	RECORD	PCT. RANK	GAMES	SCHEDULE	OF SCHEDULE	RPI	RPI	RPI	RPI
DIV. I ONLY	9- 22	279	1- 0	166	215	271	271	20	20	
DIV. I NON-CONF.	3- 10	278	0- 0	127	120	260	260	20	20	
TOTALS	RPI 1-25	RPI 26-50	W-L RECORDS	RPI 51-100	RPI 101-999	RPI 150+				
9- 22	0- 1	0- 0	OVERALL	1- 6	8- 15	8- 11				
5- 11	0- 0	0- 0	HOME	1- 4	4- 7	4- 6				
3- 10	0- 1	0- 0	AWAY	0- 2	3- 7	3- 4				
1- 1	0- 0	0- 0	NEUTRAL	0- 0	1- 1	1- 1				
3- 10	0- 1	0- 0	NON-CONFERENCE	1- 4	2- 5	2- 3				
2- 6	0- 0	0- 0	HOME	1- 3	1- 3	1- 3				
1- 4	0- 1	0- 0	AWAY	0- 1	1- 2	1- 0				
0- 0	0- 0	0- 0	NEUTRAL	0- 0	0- 0	0- 0				
6- 12	0- 0	0- 0	CONFERENCE	0- 2	6- 10	6- 8				
3- 5	0- 0	0- 0	HOME	0- 1	3- 4	3- 3				
2- 6	0- 0	0- 0	AWAY	0- 1	2- 5	2- 4				
1- 1	0- 0	0- 0	NEUTRAL	0- 0	1- 1	1- 1				

RPI 1-25				RPI 26-50				RPI 51-100				RPI 101+				Team's RPI: 271	
RPI	S	Opponent	Score	RPI	S	Opponent	Score	RPI	S	Opponent	Score	RPI	S	Opponent	Score		
5	A	Oregon	48 110					53	H	Southern California	50 86	104	A	Loyola Marymount	62 71		
								74	A	UC Davis	50 70	147	A	Montana St.	62 85		
								74	H	UC Davis	49 66	149	A	CSUN	45 60		
								80	H	Arizona	43 70	149	H	CSUN	37 51		
								83	H	UNI	64 71	158	A	UC Riverside	63 45		
								86	H	Idaho	70 63	158	H	UC Riverside	59 73		
								91	A	Utah	59 82	158	N	UC Riverside	50 67		
												170	A	UC Irvine	60 65		
												170	H	UC Irvine	46 48		
												180	A	Utah St.	50 48		
												187	A	Hawaii	49 63		
												187	H	Hawaii	56 40		
												213	H	California Baptist	83 85		
												245	H	Nevada	67 76		
												264	A	Cal St. Fullerton	59 53		
												264	H	Cal St. Fullerton	47 50		
												264	N	Cal St. Fullerton	60 54		
												275	H	San Diego	56 60		
												289	A	UC Santa Barbara	54 60		
												289	H	UC Santa Barbara	62 53		
												317	A	Cal Poly	59 66		
												317	H	Cal Poly	61 58		
												342	H	Grand Canyon	57 50		
LAST 12 Division I GAMES:																	
				264	N	Cal St. Fullerton	60 54					149	A	CSUN	45 60		
				158	N	UC Riverside	50 67					187	A	Hawaii	49 63		
				170	A	UC Irvine	60 65					170	H	UC Irvine	46 48		
				264	H	Cal St. Fullerton	47 50					187	H	Hawaii	56 40		
				74	H	UC Davis	49 66					317	A	Cal Poly	59 66		
				289	H	UC Santa Barbara	62 53					264	A	Cal St. Fullerton	59 53		

Non-Div I Games:

Long Beach St.

■ Loss,
 ■ Non-Conf, S Site,
 ■ Home
 ■ Away
 N Neutral

Average RPI Win:	264	WON-LOST	WINNING	LAST 10	STRENGTH OF	OPP. STRENGTH	TEAM	ADJ.	CONF.	ADJ CONF.
Average RPI Loss:	201	RECORD	PCT. RANK	GAMES	SCHEDULE	OF SCHEDULE	RPI	RPI	RPI	RPI
DIV. I ONLY	3- 27	346	0- 1	213	318	338	338	27	27	
DIV. I NON-CONF.	1- 10	329	0- 0	136	333	321	321	29	29	
TOTALS	RPI 1-25	RPI 26-50	W-L RECORDS	RPI 51-100	RPI 101-999	RPI 150+				
3- 27	0- 0	0- 0	OVERALL	0- 4	3- 23	3- 19				
3- 11	0- 0	0- 0	HOME	0- 1	3- 10	3- 9				
0- 15	0- 0	0- 0	AWAY	0- 3	0- 12	0- 9				
0- 1	0- 0	0- 0	NEUTRAL	0- 0	0- 1	0- 1				
1- 10	0- 0	0- 0	NON-CONFERENCE	0- 2	1- 8	1- 6				
1- 4	0- 0	0- 0	HOME	0- 0	1- 4	1- 4				
0- 5	0- 0	0- 0	AWAY	0- 2	0- 3	0- 1				
0- 1	0- 0	0- 0	NEUTRAL	0- 0	0- 1	0- 1				
2- 17	0- 0	0- 0	CONFERENCE	0- 2	2- 15	2- 13				
2- 7	0- 0	0- 0	HOME	0- 1	2- 6	2- 5				
0- 10	0- 0	0- 0	AWAY	0- 1	0- 9	0- 8				
0- 0	0- 0	0- 0	NEUTRAL	0- 0	0- 0	0- 0				

RPI S	Opponent	Score	RPI S	Opponent	Score	RPI S	Opponent	Score	RPI S	Opponent	Score	Team's RPI: 338
						73	A Virginia Tech	39 93	108	A Old Dominion	48 69	
						82	A Radford	52 81	113	A High Point	47 70	
						82	H Radford	34 68	113	H High Point	54 65	
						93	A VCU	55 84	123	A UNCW	33 35	
									174	A UNC Asheville	55 80	
									174	H UNC Asheville	57 68	
									193	N East Carolina	52 61	
									194	H Saint Francis (PA)	88 91	
									197	H Eastern Mich.	45 64	
									199	A Campbell	49 54	
									199	H Campbell	60 66	
									201	A Hampton	40 66	
									201	H Hampton	70 86	
									205	H UMES	83 71	
									243	A Gardner-Webb	78 80	
									243	H Gardner-Webb	85 79	
									250	A Norfolk St.	42 74	
									257	H Wofford	72 101	
									280	A Charleston So.	67 79	
									280	H Charleston So.	74 81	
									306	A Winthrop	69 77	
									315	A Presbyterian	66 81	
									315	H Presbyterian	60 64	
									318	H Wagner	60 86	
									343	A USC Upstate	67 72	
									343	H USC Upstate	80 58	
LAST 12 Division I GAMES:												
199	A	Campbell	49	54	174	H	UNC Asheville	57	68			
108	A	Old Dominion	48	69	82	A	Radford	52	81			
280	A	Charleston So.	67	79	343	H	USC Upstate	80	58			
315	H	Presbyterian	60	64	243	A	Gardner-Webb	78	80			
113	A	High Point	47	70	113	H	High Point	54	65			
201	H	Hampton	70	86	243	H	Gardner-Webb	85	79			

Non-Div I Games:

Longwood

■ Loss,
■ Non-Conf,
■ S Site,
■ H Home
■ A Away
N Neutral

Louisiana

Through Games Of March 15, 2019

Average RPI Win:	244	WON-LOST	WINNING	LAST 10	STRENGTH OF	OPP. STRENGTH	TEAM	ADJ.	CONF.	ADJ CONF.
Average RPI Loss:	138	RECORD	PCT. RANK	GAMES	SCHEDULE	OF SCHEDULE	RPI	RPI	RPI	RPI
DIV. I ONLY	7- 22	303	0- 1	127	163	268	268	12	12	
DIV. I NON-CONF.	2- 8	293	0- 0	101	208	248	248	14	14	
TOTALS	RPI 1-25	RPI 26-50	W-L RECORDS	RPI 51-100	RPI 101-999	RPI 150+				
7- 22	0- 1	0- 1	OVERALL	0- 8	7- 12	5- 10				
5- 8	0- 0	0- 0	HOME	0- 4	5- 4	3- 4				
2- 13	0- 1	0- 1	AWAY	0- 4	2- 7	2- 5				
0- 1	0- 0	0- 0	NEUTRAL	0- 0	0- 1	0- 1				
2- 8	0- 1	0- 1	NON-CONFERENCE	0- 2	2- 4	2- 4				
1- 3	0- 0	0- 0	HOME	0- 2	1- 1	1- 1				
1- 4	0- 1	0- 1	AWAY	0- 0	1- 2	1- 2				
0- 1	0- 0	0- 0	NEUTRAL	0- 0	0- 1	0- 1				
5- 14	0- 0	0- 0	CONFERENCE	0- 6	5- 8	3- 6				
4- 5	0- 0	0- 0	HOME	0- 2	4- 3	2- 3				
1- 9	0- 0	0- 0	AWAY	0- 4	1- 5	1- 3				
0- 0	0- 0	0- 0	NEUTRAL	0- 0	0- 0	0- 0				

RPI 1-25				RPI 26-50				RPI 51-100				RPI 101+				Team's RPI: 268	
RPI	S	Opponent	Score	RPI	S	Opponent	Score	RPI	S	Opponent	Score	RPI	S	Opponent	Score		
8	A	Mississippi St.	36 104	48	A	Auburn	59 71	51	H	Lamar University	77 79	127	A	Appalachian St.	69 83		
								69	A	Little Rock	48 62	127	H	Appalachian St.	73 55		
								69	H	Little Rock	49 62	144	A	Georgia St.	71 74		
								76	H	UT Arlington	61 76	144	H	Georgia St.	57 54		
								87	H	LSU	54 76	163	H	Texas St.	65 71		
								90	A	Troy	64 90	179	A	Coastal Caro.	62 67		
								95	A	South Alabama	61 73	179	H	Coastal Caro.	58 76		
								95	A	South Alabama	60 83	181	H	Sam Houston St.	62 68		
												189	A	Arkansas St.	75 87		
												189	H	Arkansas St.	73 75		
												214	A	UTRGV	60 75		
												237	A	Ole Miss	57 79		
												240	H	Jackson St.	68 61		
												251	N	A&M-Corpus Christi	63 64		
												287	A	Ga. Southern	71 79		
												287	H	Ga. Southern	59 48		
												300	A	La.-Monroe	55 52		
												300	H	La.-Monroe	52 45		
												312	A	McNeese	70 59		
LAST 12 Division I GAMES:																	
				95	A	South Alabama	61 73					300	A	La.-Monroe	55 52		
				189	H	Arkansas St.	73 75					144	A	Georgia St.	71 74		
				69	H	Little Rock	49 62					287	A	Ga. Southern	71 79		
				127	A	Appalachian St.	69 83					179	H	Coastal Caro.	58 76		
				179	A	Coastal Caro.	62 67					127	H	Appalachian St.	73 55		
				163	H	Texas St.	65 71					76	H	UT Arlington	61 76		

Non-Div I Games: Dillard

69 72

Louisiana

■ Loss,
 ■ Non-Conf,
 ■ S Site,
 ■ H Home
 ■ A Away
 N Neutral

Average RPI Win: 219		WON-LOST	WINNING	LAST 10	STRENGTH OF	OPP. STRENGTH	TEAM	ADJ.	CONF.	ADJ CONF.
Average RPI Loss: 130		RECORD	PCT. RANK	GAMES	SCHEDULE	OF SCHEDULE	RPI	RPI	RPI	RPI
DIV. I ONLY		13- 16	206	0- 1	138	136	172	172	14	14
DIV. I NON-CONF.		7- 5	132	0- 0	255	121	159	159	17	17
TOTALS		RPI 1-25	RPI 26-50	W-L RECORDS		RPI 51-100	RPI 101-999	RPI 150+		
13- 16	0- 1		0- 2	OVERALL		1- 5	12- 8	10- 6		
7- 5	0- 0		0- 1	HOME		0- 2	7- 2	5- 1		
5- 9	0- 1		0- 1	AWAY		1- 2	4- 5	4- 5		
1- 2	0- 0		0- 0	NEUTRAL		0- 1	1- 1	1- 0		
7- 5	0- 1		0- 0	NON-CONFERENCE		0- 2	7- 2	6- 2		
3- 1	0- 0		0- 0	HOME		0- 1	3- 0	2- 0		
3- 3	0- 1		0- 0	AWAY		0- 0	3- 2	3- 2		
1- 1	0- 0		0- 0	NEUTRAL		0- 1	1- 0	1- 0		
6- 11	0- 0		0- 2	CONFERENCE		1- 3	5- 6	4- 4		
4- 4	0- 0		0- 1	HOME		0- 1	4- 2	3- 1		
2- 6	0- 0		0- 1	AWAY		1- 2	1- 3	1- 3		
0- 1	0- 0		0- 0	NEUTRAL		0- 0	0- 1	0- 0		

RPI 1-25				RPI 26-50				RPI 51-100				RPI 101+				Team's RPI: 172	
RPI	S	Opponent	Score	RPI	S	Opponent	Score	RPI	S	Opponent	Score	RPI	S	Opponent	Score		
23	A	Arizona St.	44 80	34	A	Rice	42 78	63	A	Middle Tenn.	38 75	105	H	Charlotte	88 51		
				34	H	Rice	51 61	69	H	Little Rock	58 69	105	N	Charlotte	46 55		
								70	N	Missouri St.	70 82	108	H	Old Dominion	59 70		
								96	A	Western Ky.	76 81	110	H	Houston	100 88		
								99	A	UAB	73 68	156	N	Alabama	79 62		
								99	H	UAB	69 95	176	H	North Texas	54 65		
												189	A	Arkansas St.	80 70		
												195	A	Southern Miss.	70 74		
												195	H	Southern Miss.	106 85		
												221	A	Marshall	88 90		
												228	A	UMKC	70 80		
												232	A	Memphis	66 50		
												237	H	Ole Miss	80 71		
												258	A	UTEP	74 64		
												259	A	Wichita St.	56 70		
												302	A	UTSA	68 70		
												307	H	Fla. Atlantic	86 55		
												312	A	McNeese	89 48		
												321	H	FIU	90 72		
												323	H	Southeastern La.	72 53		
LAST 12 Division I GAMES:																	
				105	N	Charlotte	46 55	258	A	UTEP	74 64						
				156	N	Alabama	79 62	195	H	Southern Miss.	106 85						
				99	H	UAB	69 95	321	H	FIU	90 72						
				34	A	Rice	42 78	307	H	Fla. Atlantic	86 55						
				195	A	Southern Miss.	70 74	96	A	Western Ky.	76 81						
				302	A	UTSA	68 70	221	A	Marshall	88 90						

Non-Div I Games: LSU-Alexandria 112 70

Louisiana Tech

Loss, Non-Conf, S Site, H Home A Away N Neutral

Louisville

Through Games Of March 15, 2019

Haverhill				Through Games Of March 15, 2013						
Average RPI Win:	83	WON-LOST	WINNING	LAST 10	STRENGTH OF	OPP. STRENGTH	TEAM	ADJ.	CONF.	ADJ CONF.
Average RPI Loss:	7	RECORD	PCT. RANK	GAMES	SCHEDULE	OF SCHEDULE	RPI	RPI	RPI	RPI
DIV. I ONLY	29- 3	5	2- 1	6	2	3	3	1	1	
DIV. I NON-CONF.	13- 0	1	0- 0	16	21	4	4	1	1	

TOTALS	RPI 1-25	RPI 26-50		W-L RECORDS		RPI 51-100	RPI 101-999	RPI 150+		
29- 3	7- 3	6- 0		OVERALL		7- 0	9- 0	3- 0		
14- 1	4- 1	2- 0		HOME		3- 0	5- 0	2- 0		
11- 1	1- 1	3- 0		AWAY		4- 0	3- 0	1- 0		
4- 1	2- 1	1- 0		NEUTRAL		0- 0	1- 0	0- 0		
13- 0	3- 0	3- 0		NON-CONFERENCE		2- 0	5- 0	3- 0		
7- 0	2- 0	1- 0		HOME		1- 0	3- 0	2- 0		
4- 0	0- 0	2- 0		AWAY		1- 0	1- 0	1- 0		
2- 0	1- 0	0- 0		NEUTRAL		0- 0	1- 0	0- 0		
16- 3	4- 3	3- 0		CONFERENCE		5- 0	4- 0	0- 0		
7- 1	2- 1	1- 0		HOME		2- 0	2- 0	0- 0		
7- 1	1- 1	1- 0		AWAY		3- 0	2- 0	0- 0		
2- 1	1- 1	1- 0		NEUTRAL		0- 0	0- 0	0- 0		

RPI 1-25				Team's RPI: 3		RPI 26-50				RPI 51-100				RPI 101+			
RPI	S	Opponent	Score	RPI	S	Opponent	Score	RPI	S	Opponent	Score	RPI	S	Opponent	Score		
1	A	Notre Dame	68 82	31	A	Central Mich.	72 68	67	H	Georgia Tech	61 44	103	N	Hartford	86 69		
1	N	Notre Dame	79 99	37	H	North Carolina	73 66	73	A	Virginia Tech	72 63	112	H	UT Martin	102 62		
6	H	UConn	78 69	38	A	Boise St.	74 55	78	A	Duke	73 51	126	A	Pittsburgh	67 40		
9	H	NC State	92 62	44	H	Miami (OH)	95 73	94	H	Nebraska	85 68	126	H	Pittsburgh	70 42		
9	N	NC State	78 68	50	A	Clemson	76 44	96	A	Western Ky.	102 80	133	H	Boston College	87 51		
10	H	Syracuse	76 51	50	N	Clemson	75 67	98	A	Virginia	71 49	148	A	Wake Forest	73 49		
19	H	Miami (FL)	73 79					98	H	Virginia	91 43	168	A	Chattanooga	75 49		
21	A	Florida St.	68 49									244	H	Northern Ky.	92 59		
22	H	Kentucky	80 75									304	H	Tennessee St.	107 52		
23	N	Arizona St.	58 56														
LAST 12 Division I GAMES:																	
		50	N	Clemson			75 67			98	A	Virginia			71 49		
		1	N	Notre Dame			79 99			19	H	Miami (FL)			73 79		
		9	N	NC State			78 68			73	A	Virginia Tech			72 63		
		126	A	Pittsburgh			67 40			10	H	Syracuse			76 51		
		9	H	NC State			92 62			50	A	Clemson			76 44		
		133	H	Boston College			87 51			6	H	UConn			78 69		

Non-Div I Games:

Louisville

■ Loss,
■ Non-Conf,
■ S Site,
■ H Home
■ A Away
N Neutral

Average RPI Win:	291	WON-LOST	WINNING	LAST 10	STRENGTH OF	OPP. STRENGTH	TEAM	ADJ.	CONF.	ADJ CONF.
Average RPI Loss:	118	RECORD	PCT. RANK	GAMES	SCHEDULE	OF SCHEDULE	RPI	RPI	RPI	RPI
DIV. I ONLY	13- 18	217	1- 1	278	190	255	255	13	13	
DIV. I NON-CONF.	6- 5	143	0- 0	336	269	277	277	15	15	
TOTALS	RPI 1-25	RPI 26-50	W-L RECORDS	RPI 51-100	RPI 101-999	RPI 150+				
13- 18	0- 3	0- 0	OVERALL	0- 6	13- 9	12- 7				
8- 7	0- 2	0- 0	HOME	0- 2	8- 3	7- 3				
4- 10	0- 1	0- 0	AWAY	0- 3	4- 6	4- 4				
1- 1	0- 0	0- 0	NEUTRAL	0- 1	1- 0	1- 0				
6- 5	0- 1	0- 0	NON-CONFERENCE	0- 1	6- 3	6- 2				
4- 2	0- 1	0- 0	HOME	0- 0	4- 1	4- 1				
2- 3	0- 0	0- 0	AWAY	0- 1	2- 2	2- 1				
0- 0	0- 0	0- 0	NEUTRAL	0- 0	0- 0	0- 0				
7- 13	0- 2	0- 0	CONFERENCE	0- 5	7- 6	6- 5				
4- 5	0- 1	0- 0	HOME	0- 2	4- 2	3- 2				
2- 7	0- 1	0- 0	AWAY	0- 2	2- 4	2- 3				
1- 1	0- 0	0- 0	NEUTRAL	0- 1	1- 0	1- 0				

RPI 1-25				RPI 26-50				RPI 51-100				RPI 101+ Team's RPI: 255			
RPI	S	Opponent	Score	RPI	S	Opponent	Score	RPI	S	Opponent	Score	RPI	S	Opponent	Score
17	A	Drake	60 69					70	A	Missouri St.	49 84	121	A	Youngstown St.	63 74
17	H	Drake	55 83					70	H	Missouri St.	58 85	131	A	Illinois St.	52 65
20	H	DePaul	76 102					70	N	Missouri St.	50 59	131	H	Illinois St.	62 59
								83	A	UNI	52 64	152	A	Bradley	59 71
								83	H	UNI	65 71	152	H	Bradley	56 69
								89	A	Purdue	41 65	153	A	Southern Ill.	63 74
												153	H	Southern Ill.	41 64
												218	A	Bowling Green	74 88
												228	H	UMKC	74 88
												238	H	SIUE	56 43
												247	A	Indiana St.	44 36
												247	H	Indiana St.	56 54
												270	A	Western Mich.	64 53
												303	A	Valparaiso	74 81
												303	H	Valparaiso	80 54
												331	A	Evansville	71 51
												331	H	Evansville	61 56
												331	N	Evansville	90 80
												334	H	Purdue Fort Wayne	81 67
												336	H	Detroit Mercy	52 43
												339	A	UIC	75 60
												348	H	Chicago St.	76 40
LAST 12 Division I GAMES:															
				70	N	Missouri St.	50 59	153	H	Southern Ill.	41 64				
				331	N	Evansville	90 80	331	A	Evansville	71 51				
				303	A	Valparaiso	74 81	247	A	Indiana St.	44 36				
				152	A	Bradley	59 71	17	H	Drake	55 83				
				131	A	Illinois St.	52 65	83	H	UNI	65 71				
				70	H	Missouri St.	58 85	152	H	Bradley	56 69				

Non-Div I Games:

Loyola Chicago

■ Loss,
 ■ Non-Conf,
 ■ S Site,
 ■ Home
 ■ A Away
 N Neutral

Average RPI Win: 262	WON-LOST	WINNING	LAST 10	STRENGTH OF	OPP. STRENGTH	TEAM	ADJ.	CONF.	ADJ CONF.
Average RPI Loss: 155	RECORD	PCT. RANK	GAMES	SCHEDULE	OF SCHEDULE	RPI	RPI	RPI	RPI
DIV. I ONLY	7- 24	307	1- 1	132	237	267	267	18	18
DIV. I NON-CONF.	1- 10	329	0- 0	140	234	288	288	21	21

TOTALS	RPI 1-25	RPI 26-50	W-L RECORDS	RPI 51-100	RPI 101-999	RPI 150+
7- 24	0- 1	0- 3	OVERALL	0- 3	7- 17	7- 13
3- 10	0- 0	0- 1	HOME	0- 1	3- 8	3- 7
4- 13	0- 1	0- 2	AWAY	0- 2	4- 8	4- 6
0- 1	0- 0	0- 0	NEUTRAL	0- 0	0- 1	0- 0
1- 10	0- 1	0- 0	NON-CONFERENCE	0- 1	1- 8	1- 6
0- 3	0- 0	0- 0	HOME	0- 0	0- 3	0- 3
1- 6	0- 1	0- 0	AWAY	0- 1	1- 4	1- 3
0- 1	0- 0	0- 0	NEUTRAL	0- 0	0- 1	0- 0
6- 14	0- 0	0- 3	CONFERENCE	0- 2	6- 9	6- 7
3- 7	0- 0	0- 1	HOME	0- 1	3- 5	3- 4
3- 7	0- 0	0- 2	AWAY	0- 1	3- 4	3- 3
0- 0	0- 0	0- 0	NEUTRAL	0- 0	0- 0	0- 0

RPI 1-25					
RPI	S	Opponent	Score		
14	A	Maryland	48	83	
RPI 26-50					
RPI	S	Opponent	Score		
42	A	Bucknell	55	87	
42	A	Bucknell	63	88	
42	H	Bucknell	57	75	
RPI 51-100					
RPI	S	Opponent	Score		
71	A	Georgetown	30	45	
72	A	American	38	82	
72	H	American	56	67	
RPI 101+					
RPI	S	Opponent	Score		
122	A	Towson	57	62	
124	A	Lehigh	42	51	
124	H	Lehigh	46	65	
133	N	Boston College	47	73	
161	H	William & Mary	49	65	
173	A	Holy Cross	60	78	
173	H	Holy Cross	48	58	
175	A	Boston U.	59	55	
175	H	Boston U.	62	64	
211	A	Dartmouth	41	54	
216	A	Monmouth	75	67	
224	H	Mt. St. Mary's	67	77	
227	A	George Mason	38	70	
235	A	Saint Joseph's	46	49	
248	H	St. Francis Brooklyn	70	75	
249	A	Colgate	64	73	
249	H	Colgate	47	58	
256	A	Navy	55	50	
256	H	Navy	58	45	
256	H	Navy	46	58	
291	A	Army West Point	57	69	
291	H	Army West Point	70	51	
320	A	Lafayette	55	52	
320	H	Lafayette	62	50	

Non-Div I Games:

Loyola Maryland

■ Loss, ■ Non-Conf, S Site, H Home A Away N Neutral

Average RPI Win:	172	WON-LOST	WINNING	LAST 10	STRENGTH OF	OPP. STRENGTH	TEAM	ADJ.	CONF.	ADJ CONF.
Average RPI Loss:	93	RECORD	PCT. RANK	GAMES	SCHEDULE	OF SCHEDULE	RPI	RPI	RPI	RPI
DIV. I ONLY	18- 14	137	1- 1	76	94	104	104	7	7	
DIV. I NON-CONF.	7- 5	132	0- 0	73	178	95	95	7	7	
TOTALS	RPI 1-25	RPI 26-50	W-L RECORDS	RPI 51-100	RPI 101-999	RPI 150+				
18- 14	1- 3	2- 4	OVERALL	2- 2	13- 5	11- 4				
9- 5	1- 1	2- 0	HOME	1- 1	5- 3	5- 2				
8- 5	0- 2	0- 1	AWAY	1- 1	7- 1	5- 1				
1- 4	0- 0	0- 3	NEUTRAL	0- 0	1- 1	1- 1				
7- 5	0- 0	1- 2	NON-CONFERENCE	2- 0	4- 3	3- 3				
4- 1	0- 0	1- 0	HOME	1- 0	2- 1	2- 1				
3- 1	0- 0	0- 0	AWAY	1- 0	2- 1	1- 1				
0- 3	0- 0	0- 2	NEUTRAL	0- 0	0- 1	0- 1				
11- 9	1- 3	1- 2	CONFERENCE	0- 2	9- 2	8- 1				
5- 4	1- 1	1- 0	HOME	0- 1	3- 2	3- 1				
5- 4	0- 2	0- 1	AWAY	0- 1	5- 0	4- 0				
1- 1	0- 0	0- 1	NEUTRAL	0- 0	1- 0	1- 0				

RPI 1-25				RPI 26-50				RPI 51-100				RPI 101+ Team's RPI: 104			
RPI	S	Opponent	Score	RPI	S	Opponent	Score	RPI	S	Opponent	Score	RPI	S	Opponent	Score
13	A	Gonzaga	58 68	35	H	UCLA	69 63	74	H	UC Davis	60 53	101	A	Pacific	72 67
13	H	Gonzaga	53 78	40	N	South Dakota	40 67	80	A	Arizona	66 64	101	H	Pacific	75 81
25	A	BYU	44 55	47	N	Indiana	43 67	100	A	Pepperdine	86 95	149	A	CSUN	72 53
25	H	BYU	61 58	49	A	Saint Mary's (CA)	62 86	100	H	Pepperdine	55 73	164	A	Santa Clara	69 60
				49	H	Saint Mary's (CA)	69 56					164	H	Santa Clara	75 83
				49	N	Saint Mary's (CA)	38 70					167	A	Denver	75 104
												177	H	Robert Morris	61 53
												190	A	Portland	70 54
												190	H	Portland	76 58
												206	N	Grambling	61 62
												222	H	Northern Ariz.	62 63
												253	A	San Francisco	73 66
												253	H	San Francisco	66 58
												253	N	San Francisco	66 45
												271	H	Long Beach St.	71 62
												275	A	San Diego	69 52
												275	H	San Diego	83 57
												289	A	UC Santa Barbara	70 57
LAST 12 Division I GAMES:															
253	N	San Francisco	66 45	49	H	Saint Mary's (CA)	69 56	100	H	Pepperdine	55 73				
49	N	Saint Mary's (CA)	38 70					253	A	San Francisco	73 66				
177	H	Robert Morris	61 53					164	A	Santa Clara	69 60				
13	A	Gonzaga	58 68					275	H	San Diego	83 57				
190	A	Portland	70 54					25	H	BYU	61 58				
101	H	Pacific	75 81												

Non-Div I Games:

Loyola Marymount

■ Loss,
■ Non-Conf,
■ S Site,
■ H Home
■ A Away
N Neutral

Maine

Through Games Of March 15, 2019

Average RPI Win: 221	WON-LOST	WINNING	LAST 10	STRENGTH OF	OPP. STRENGTH	TEAM	ADJ.	CONF.	ADJ CONF.
Average RPI Loss: 86	RECORD	PCT. RANK	GAMES	SCHEDULE	OF SCHEDULE	RPI	RPI	RPI	RPI
DIV. I ONLY	25- 7	36	1- 0	144	214	54	54	23	23
DIV. I NON-CONF.	7- 6	153	0- 0	30	78	50	50	24	24
TOTALS	RPI 1-25	RPI 26-50	W-L RECORDS	RPI 51-100	RPI 101-999	RPI 150+			
25- 7	0- 1	1- 0	OVERALL	3- 4	21- 2	17- 1			
13- 1	0- 0	0- 0	HOME	1- 1	12- 0	9- 0			
10- 5	0- 1	1- 0	AWAY	1- 3	8- 1	7- 0			
2- 1	0- 0	0- 0	NEUTRAL	1- 0	1- 1	1- 1			
7- 6	0- 1	1- 0	NON-CONFERENCE	3- 4	3- 1	3- 1			
2- 1	0- 0	0- 0	HOME	1- 1	1- 0	1- 0			
3- 4	0- 1	1- 0	AWAY	1- 3	1- 0	1- 0			
2- 1	0- 0	0- 0	NEUTRAL	1- 0	1- 1	1- 1			
18- 1	0- 0	0- 0	CONFERENCE	0- 0	18- 1	14- 0			
11- 0	0- 0	0- 0	HOME	0- 0	11- 0	8- 0			
7- 1	0- 0	0- 0	AWAY	0- 0	7- 1	6- 0			
0- 0	0- 0	0- 0	NEUTRAL	0- 0	0- 0	0- 0			

RPI 1-25				RPI 26-50				RPI 51-100 Team's RPI: 54				RPI 101+			
RPI	S	Opponent	Score	RPI	S	Opponent	Score	RPI	S	Opponent	Score	RPI	S	Opponent	Score
9	A	NC State	46 84	37	A	North Carolina	85 73	59	N	Penn	47 46	103	A	Hartford	46 49
								68	A	Green Bay	39 70	103	H	Hartford	78 58
								78	H	Duke	63 66	103	H	Hartford	68 48
								81	A	Fordham	64 72	139	A	Stony Brook	68 54
								85	H	Toledo	73 59	139	H	Stony Brook	71 61
								88	A	Harvard	67 60	168	N	Chattanooga	61 66
								97	A	Northeastern	55 63	202	N	N.C. A&T	58 52
												236	A	Albany (NY)	67 61
												236	H	Albany (NY)	76 65
												236	H	Albany (NY)	66 51
												254	A	Binghamton	67 60
												254	H	Binghamton	95 66
												279	A	Vermont	63 51
												279	H	Vermont	66 45
												282	H	Brown	102 96
												294	A	Bryant	74 57
												305	A	UMBC	58 45
												305	H	UMBC	84 44
												319	A	New Hampshire	69 45
												319	H	New Hampshire	69 36
												319	H	New Hampshire	67 46
												327	A	UMass Lowell	60 41
												327	H	UMass Lowell	79 45
LAST 12 Division I GAMES:															
103	H	Hartford	68 48	139	H	Stony Brook	71 61								
319	H	New Hampshire	69 36	236	A	Albany (NY)	67 61								
236	H	Albany (NY)	66 51	103	H	Hartford	78 58								
168	N	Chattanooga	61 66	305	A	UMBC	58 45								
254	A	Binghamton	67 60	279	H	Vermont	66 45								
327	A	UMass Lowell	60 41	319	A	New Hampshire	69 45								

Non-Div I Games:

Maine

■ Loss,
 ■ Non-Conf, S Site,
 ■ Home
 ■ Away
 N Neutral

Average RPI Win: 291	WON-LOST	WINNING	LAST 10	STRENGTH OF	OPP. STRENGTH	TEAM	ADJ.	CONF.	ADJ CONF.
Average RPI Loss: 175	RECORD	PCT. RANK	GAMES	SCHEDULE	OF SCHEDULE	RPI	RPI	RPI	RPI
DIV. I ONLY	12- 19	236	1- 0	227	323	265	265	26	26
DIV. I NON-CONF.	2- 9	297	0- 0	146	348	315	315	27	27
TOTALS	RPI 1-25	RPI 26-50	W-L RECORDS	RPI 51-100	RPI 101-999	RPI 150+			
12- 19	0- 0	0- 2	OVERALL	0- 3	12- 14	11- 11			
7- 9	0- 0	0- 1	HOME	0- 2	7- 6	7- 4			
4- 9	0- 0	0- 1	AWAY	0- 1	4- 7	3- 7			
1- 1	0- 0	0- 0	NEUTRAL	0- 0	1- 1	1- 0			
2- 9	0- 0	0- 0	NON-CONFERENCE	0- 3	2- 6	2- 5			
2- 5	0- 0	0- 0	HOME	0- 2	2- 3	2- 2			
0- 4	0- 0	0- 0	AWAY	0- 1	0- 3	0- 3			
0- 0	0- 0	0- 0	NEUTRAL	0- 0	0- 0	0- 0			
10- 10	0- 0	0- 2	CONFERENCE	0- 0	10- 8	9- 6			
5- 4	0- 0	0- 1	HOME	0- 0	5- 3	5- 2			
4- 5	0- 0	0- 1	AWAY	0- 0	4- 4	3- 4			
1- 1	0- 0	0- 0	NEUTRAL	0- 0	1- 1	1- 0			

RPI 1-25			RPI 26-50			RPI 51-100			RPI 101+			Team's RPI: 265			
RPI	S	Opponent	Score	RPI	S	Opponent	Score	RPI	S	Opponent	Score				
				39	A	Quinnipiac	42 59	55	H	Drexel	39 53	117	A	Marist	69 51
				39	H	Quinnipiac	39 64	58	H	Wright St.	44 60	117	H	Marist	51 62
								81	A	Fordham	61 65	117	N	Marist	51 65
												139	H	Stony Brook	48 79
												171	A	Rider	60 57
												171	H	Rider	63 73
												173	A	Holy Cross	53 61
												192	H	Sacred Heart	46 74
												216	A	Monmouth	63 71
												236	A	Albany (NY)	54 60
												248	A	St. Francis Brooklyn	65 73
												274	A	Niagara	51 61
												274	H	Niagara	54 58
												278	A	Siena	56 62
												278	H	Siena	52 48
												285	H	Fairfield	47 41
												286	A	Canisius	44 47
												286	H	Canisius	53 33
												320	H	Lafayette	60 49
												324	A	Iona	54 52
												324	H	Iona	55 33
												336	H	Detroit Mercy	56 58
												347	A	Saint Peter's	62 44
												347	H	Saint Peter's	62 46
												347	N	Saint Peter's	62 41
												351	H	LIU Brooklyn	61 46
LAST 12 Division I GAMES:															
				347	N	Saint Peter's	62 41					171	A	Rider	60 57
				117	N	Marist	51 65					39	H	Quinnipiac	39 64
				286	H	Canisius	53 33					216	A	Monmouth	63 71
				39	A	Quinnipiac	42 59					347	A	Saint Peter's	62 44
				347	H	Saint Peter's	62 46					117	H	Marist	51 62
				324	A	Iona	54 52					278	H	Siena	52 48

Non-Div I Games:

Manhattan

■ Loss,
 ■ Non-Conf,
 ■ S Site,
 ■ H Home
 ■ A Away
 N Neutral

Average RPI Win: 246	WON-LOST	WINNING	LAST 10	STRENGTH OF	OPP. STRENGTH	TEAM	ADJ.	CONF.	ADJ CONF.
Average RPI Loss: 112	RECORD	PCT. RANK	GAMES	SCHEDULE	OF SCHEDULE	RPI	RPI	RPI	RPI
DIV. I ONLY	23- 10	68	2- 1	208	244	117	117	26	26
DIV. I NON-CONF.	8- 4	91	0- 0	184	144	99	99	27	27
TOTALS	RPI 1-25	RPI 26-50	W-L RECORDS	RPI 51-100	RPI 101-999	RPI 150+			
23- 10	0- 0	0- 3	OVERALL	1- 3	22- 4	22- 4			
9- 4	0- 0	0- 1	HOME	1- 0	8- 3	8- 3			
10- 4	0- 0	0- 1	AWAY	0- 2	10- 1	10- 1			
4- 2	0- 0	0- 1	NEUTRAL	0- 1	4- 0	4- 0			
8- 4	0- 0	0- 0	NON-CONFERENCE	1- 3	7- 1	7- 1			
3- 1	0- 0	0- 0	HOME	1- 0	2- 1	2- 1			
3- 2	0- 0	0- 0	AWAY	0- 2	3- 0	3- 0			
2- 1	0- 0	0- 0	NEUTRAL	0- 1	2- 0	2- 0			
15- 6	0- 0	0- 3	CONFERENCE	0- 0	15- 3	15- 3			
6- 3	0- 0	0- 1	HOME	0- 0	6- 2	6- 2			
7- 2	0- 0	0- 1	AWAY	0- 0	7- 1	7- 1			
2- 1	0- 0	0- 1	NEUTRAL	0- 0	2- 0	2- 0			

RPI 1-25			RPI 26-50			RPI 51-100			RPI 101+			Team's RPI: 117			
RPI	S	Opponent	Score	RPI	S	Opponent	Score	RPI	S	Opponent	Score	RPI	S	Opponent	Score
				39	A	Quinnipiac	66 78	52	A	Princeton	57 60	166	H	Temple	74 68
				39	H	Quinnipiac	69 76	58	N	Wright St.	60 76	171	A	Rider	64 70
				39	N	Quinnipiac	51 81	78	A	Duke	56 64	171	H	Rider	58 68
								97	H	Northeastern	90 84	171	N	Rider	62 52
												175	H	Boston U.	68 57
												204	H	Massachusetts	55 70
												209	N	Stetson	76 69
												216	A	Monmouth	69 45
												216	H	Monmouth	69 45
												230	N	Hofstra	71 57
												236	A	Albany (NY)	74 56
												239	A	Elon	61 57
												256	A	Navy	72 48
												265	A	Manhattan	62 51
												265	H	Manhattan	51 69
												265	N	Manhattan	65 51
												274	A	Niagara	87 58
												274	H	Niagara	82 69
												278	A	Siena	73 58
												278	H	Siena	88 59
												285	A	Fairfield	56 46
												285	H	Fairfield	85 44
												286	A	Canisius	71 66
												286	H	Canisius	66 50
												324	H	Iona	76 36
												347	A	Saint Peter's	62 42
LAST 12 Division I GAMES:															
				265	N	Manhattan	65 51					285	H	Fairfield	85 44
				171	N	Rider	62 52					286	H	Canisius	66 50
				39	N	Quinnipiac	51 81					171	A	Rider	64 70
				274	H	Niagara	82 69					265	A	Manhattan	62 51
				216	A	Monmouth	69 45					278	A	Siena	73 58
				39	A	Quinnipiac	66 78					171	H	Rider	58 68

Non-Div I Games:

Marist

■ Loss,
 ■ Non-Conf,
 ■ S Site,
 ■ H Home
 ■ A Away
 N Neutral

Average RPI Win: 115	WON-LOST	WINNING	LAST 10	STRENGTH OF	OPP. STRENGTH	TEAM	ADJ.	CONF.	ADJ CONF.
Average RPI Loss: 47	RECORD	PCT. RANK	GAMES	SCHEDULE	OF SCHEDULE	RPI	RPI	RPI	RPI
DIV. I ONLY	26- 7	34	1- 1	22	43	12	12	6	6
DIV. I NON-CONF.	9- 3	62	0- 0	19	26	19	19	4	4
TOTALS	RPI 1-25	RPI 26-50	W-L RECORDS	RPI 51-100	RPI 101-999	RPI 150+			
26- 7	2- 4	2- 0	OVERALL	9- 2	13- 1	5- 0			
15- 2	1- 1	2- 0	HOME	5- 1	7- 0	3- 0			
9- 5	1- 3	0- 0	AWAY	3- 1	5- 1	2- 0			
2- 0	0- 0	0- 0	NEUTRAL	1- 0	1- 0	0- 0			
9- 3	0- 3	2- 0	NON-CONFERENCE	2- 0	5- 0	3- 0			
7- 1	0- 1	2- 0	HOME	2- 0	3- 0	2- 0			
2- 2	0- 2	0- 0	AWAY	0- 0	2- 0	1- 0			
0- 0	0- 0	0- 0	NEUTRAL	0- 0	0- 0	0- 0			
17- 4	2- 1	0- 0	CONFERENCE	7- 2	8- 1	2- 0			
8- 1	1- 0	0- 0	HOME	3- 1	4- 0	1- 0			
7- 3	1- 1	0- 0	AWAY	3- 1	3- 1	1- 0			
2- 0	0- 0	0- 0	NEUTRAL	1- 0	1- 0	0- 0			

RPI	S	Opponent	Score	RPI	S	Opponent	Score	RPI	S	Opponent	Score	RPI	S	Opponent	Score
1	H	Notre Dame	63 87	26	H	South Dakota St.	91 52	57	A	Villanova	91 55	115	A	Northwestern	76 57
8	A	Mississippi St.	82 87	46	H	Michigan	85 74	57	H	Villanova	93 55	116	A	St. John's (NY)	74 81
19	A	Miami (FL)	55 63					68	H	Green Bay	80 54	116	H	St. John's (NY)	83 73
20	A	DePaul	73 74					71	A	Georgetown	72 62	116	N	St. John's (NY)	88 57
20	A	DePaul	93 87					71	H	Georgetown	59 52	119	A	Providence	80 57
20	H	DePaul	96 63					71	N	Georgetown	75 62	119	H	Providence	85 46
								75	A	Butler	87 58	141	A	Seton Hall	109 63
								75	H	Butler	57 61	141	H	Seton Hall	96 60
								83	H	UNI	102 61	147	H	Montana St.	100 52
								92	A	Creighton	65 71	198	A	Milwaukee	83 74
								92	H	Creighton	85 67	217	A	Xavier	90 44
												217	H	Xavier	79 53
												254	H	Binghamton	93 40
												339	H	UIC	96 32
LAST 12 Division I GAMES:															
116	N	St. John's (NY)	88 57	92	A	Creighton	65 71								
20	A	DePaul	73 74	217	H	Xavier	79 53								
71	N	Georgetown	75 62	75	H	Butler	57 61								
83	H	UNI	102 61	141	A	Seton Hall	109 63								
19	A	Miami (FL)	55 63	116	A	St. John's (NY)	74 81								
119	A	Providence	80 57	57	H	Villanova	93 55								

Non-Div I Games:

Marquette

Average RPI Win:	247	WON-LOST	WINNING	LAST 10	STRENGTH OF	OPP. STRENGTH	TEAM	ADJ.	CONF.	ADJ CONF.
Average RPI Loss:	142	RECORD	PCT. RANK	GAMES	SCHEDULE	OF SCHEDULE	RPI	RPI	RPI	RPI
DIV. I ONLY	15- 14	157	0- 1	311	129	221	221	14	14	
DIV. I NON-CONF.	5- 7	206	0- 0	340	197	329	329	17	17	
TOTALS	RPI 1-25	RPI 26-50	W-L RECORDS	RPI 51-100	RPI 101-999	RPI 150+				
15- 14	0- 0	0- 2	OVERALL	1- 3	14- 9	12- 6				
10- 5	0- 0	0- 1	HOME	0- 1	10- 3	8- 2				
5- 8	0- 0	0- 1	AWAY	1- 2	4- 5	4- 3				
0- 1	0- 0	0- 0	NEUTRAL	0- 0	0- 1	0- 1				
5- 7	0- 0	0- 1	NON-CONFERENCE	0- 0	5- 6	5- 4				
5- 2	0- 0	0- 0	HOME	0- 0	5- 2	5- 1				
0- 5	0- 0	0- 1	AWAY	0- 0	0- 4	0- 3				
0- 0	0- 0	0- 0	NEUTRAL	0- 0	0- 0	0- 0				
10- 7	0- 0	0- 1	CONFERENCE	1- 3	9- 3	7- 2				
5- 3	0- 0	0- 1	HOME	0- 1	5- 1	3- 1				
5- 3	0- 0	0- 0	AWAY	1- 2	4- 1	4- 0				
0- 1	0- 0	0- 0	NEUTRAL	0- 0	0- 1	0- 1				

RPI S	Opponent	Score	RPI S	Opponent	Score	RPI S	Opponent	Score	RPI S	Opponent	Score	Team's RPI: 221
34	H Rice	67 79	50	A Clemson	54 68	63	A Middle Tenn.	59 53	105	H Charlotte	63 62	
						96	A Western Ky.	55 85	108	A Old Dominion	53 79	
						96	H Western Ky.	66 69	108	H Old Dominion	57 48	
						99	A UAB	59 77	122	H Towson	69 76	
									127	A Appalachian St.	52 74	
									153	A Southern Ill.	49 58	
									172	H Louisiana Tech	90 88	
									176	H North Texas	67 55	
									185	A Wisconsin	49 67	
									195	H Southern Miss.	52 64	
									218	A Bowling Green	76 99	
									247	H Indiana St.	53 62	
									258	A UTEP	63 60	
									258	N UTEP	56 64	
									284	H Cleveland St.	86 64	
									302	A UTSA	79 72	
									304	H Tennessee St.	80 59	
									307	A Fla. Atlantic	72 67	
									313	H Coppin St.	88 67	
									321	A FIU	86 58	
									321	H FIU	87 42	
									331	H Evansville	72 65	
									340	H Delaware St.	75 63	
LAST 12 Division I GAMES:												
258	N UTEP	56 64	34	H Rice	67 79	176	H North Texas	67 55				
321	H FIU	87 42	302	A UTSA	79 72	258	A UTEP	63 60				
108	A Old Dominion	53 79	195	H Southern Miss.	52 64	172	H Louisiana Tech	90 88				
96	H Western Ky.	66 69										
63	A Middle Tenn.	59 53										
99	A UAB	59 77										

Non-Div I Games: Bluefield St. 82 29

Marshall

Loss, Non-Conf, S Site, H Home A Away N Neutral

Maryland

Through Games Of March 15, 2019

Average RPI Win:	134	WON-LOST	WINNING	LAST 10	STRENGTH OF	OPP. STRENGTH	TEAM	ADJ.	CONF.	ADJ CONF.
Average RPI Loss:	21	RECORD	PCT. RANK	GAMES	SCHEDULE	OF SCHEDULE	RPI	RPI	RPI	RPI
DIV. I ONLY	28- 4	7	1- 0	69	44	14	14	4	4	
DIV. I NON-CONF.	11- 0	1	0- 0	208	99	24	24	6	6	
TOTALS	RPI 1-25	RPI 26-50	W-L RECORDS	RPI 51-100	RPI 101-999	RPI 150+				
28- 4	1- 2	6- 2	OVERALL	4- 0	17- 0	8- 0				
14- 1	0- 0	2- 1	HOME	2- 0	10- 0	5- 0				
10- 2	1- 1	2- 1	AWAY	2- 0	5- 0	2- 0				
4- 1	0- 1	2- 0	NEUTRAL	0- 0	2- 0	1- 0				
11- 0	1- 0	1- 0	NON-CONFERENCE	1- 0	8- 0	5- 0				
6- 0	0- 0	1- 0	HOME	1- 0	4- 0	3- 0				
3- 0	1- 0	0- 0	AWAY	0- 0	2- 0	1- 0				
2- 0	0- 0	0- 0	NEUTRAL	0- 0	2- 0	1- 0				
17- 4	0- 2	5- 2	CONFERENCE	3- 0	9- 0	3- 0				
8- 1	0- 0	1- 1	HOME	1- 0	6- 0	2- 0				
7- 2	0- 1	2- 1	AWAY	2- 0	3- 0	1- 0				
2- 1	0- 1	2- 0	NEUTRAL	0- 0	0- 0	0- 0				

RPI	S	Opponent	Score	RPI	S	Opponent	Score	RPI	S	Opponent	Score	RPI	S	Opponent	Score
7	A	Iowa	73 86	27	A	Rutgers	62 48	67	H	Georgia Tech	67 54	102	A	Ohio St.	70 57
7	N	Iowa	76 90	27	H	Rutgers	65 73	89	A	Purdue	58 55	102	H	Ohio St.	75 69
18	A	South Carolina	85 61	36	H	James Madison	87 63	94	A	Nebraska	81 63	106	H	Minnesota	71 69
				43	A	Michigan St.	60 77	94	H	Nebraska	89 63	111	N	Georgia	58 51
				43	N	Michigan St.	71 55					115	H	Northwestern	72 57
				46	H	Michigan	83 69					118	H	Dayton	82 71
				46	N	Michigan	73 72					138	A	Delaware	77 53
				47	A	Indiana	76 56					145	A	Penn St.	77 61
												145	H	Penn St.	79 67
												185	H	Wisconsin	75 57
												219	A	George Washington	69 30
												225	A	Illinois	80 66
												225	H	Illinois	71 62
												267	H	Loyola Maryland	83 48
												305	H	UMBC	92 61
												311	N	Morgan St.	68 44
												313	H	Coppin St.	93 36
LAST 12 Division I GAMES:															
				43	N	Michigan St.	71 55	7	A	Iowa	73 86				
				46	N	Michigan	73 72	94	H	Nebraska	89 63				
				7	N	Iowa	76 90	27	A	Rutgers	62 48				
				225	H	Illinois	71 62	115	H	Northwestern	72 57				
				89	A	Purdue	58 55	225	A	Illinois	80 66				
				106	H	Minnesota	71 69	185	H	Wisconsin	75 57				

Non-Div I Games:

Maryland

Loss, Non-Conf, S Site, H Home A Away N Neutral

Average RPI Win:	230	WON-LOST	WINNING	LAST 10	STRENGTH OF	OPP. STRENGTH	TEAM	ADJ.	CONF.	ADJ CONF.
Average RPI Loss:	177	RECORD	PCT. RANK	GAMES	SCHEDULE	OF SCHEDULE	RPI	RPI	RPI	RPI
DIV. I ONLY	16- 16	168	1- 0	248	245	204	204	17	17	
DIV. I NON-CONF.	8- 6	138	0- 0	232	325	190	190	16	16	
TOTALS	RPI 1-25	RPI 26-50	W-L RECORDS	RPI 51-100	RPI 101-999	RPI 150+				
16- 16	0- 0	0- 1	OVERALL	0- 4	16- 11	14- 9				
9- 6	0- 0	0- 0	HOME	0- 0	9- 6	8- 6				
6- 8	0- 0	0- 0	AWAY	0- 3	6- 5	5- 3				
1- 2	0- 0	0- 1	NEUTRAL	0- 1	1- 0	1- 0				
8- 6	0- 0	0- 1	NON-CONFERENCE	0- 1	8- 4	7- 3				
5- 2	0- 0	0- 0	HOME	0- 0	5- 2	5- 2				
2- 3	0- 0	0- 0	AWAY	0- 1	2- 2	1- 1				
1- 1	0- 0	0- 1	NEUTRAL	0- 0	1- 0	1- 0				
8- 10	0- 0	0- 0	CONFERENCE	0- 3	8- 7	7- 6				
4- 4	0- 0	0- 0	HOME	0- 0	4- 4	3- 4				
4- 5	0- 0	0- 0	AWAY	0- 2	4- 3	4- 2				
0- 1	0- 0	0- 0	NEUTRAL	0- 1	0- 0	0- 0				

[illegible]

Non-Div I Games:

Massachusetts

Loss, Non-Conf, S Site, H Home A Away N Neutral

RPI	S	Opponent	Score
328	H	Central Conn. St.	74 59

M
a
s
s
a
c
h
u
s
e
t
t
s

M
a
s
s
a
c
h
u
s
e
t
t
s

Massachusetts

Average RPI Win:	295	WON-LOST	WINNING	LAST 10	STRENGTH OF	OPP. STRENGTH	TEAM	ADJ.	CONF.	ADJ CONF.
Average RPI Loss:	185	RECORD	PCT. RANK	GAMES	SCHEDULE	OF SCHEDULE	RPI	RPI	RPI	RPI
DIV. I ONLY	5- 21	324	0- 1	244	298	312	312	25	25	
DIV. I NON-CONF.	0- 8	336	0- 0	103	174	317	317	22	22	
TOTALS	RPI 1-25	RPI 26-50	W-L RECORDS	RPI 51-100	RPI 101-999	RPI 150+				
5- 21	0- 0	0- 2	OVERALL	0- 5	5- 14	5- 13				
2- 9	0- 0	0- 0	HOME	0- 2	2- 7	2- 7				
3- 12	0- 0	0- 2	AWAY	0- 3	3- 7	3- 6				
0- 0	0- 0	0- 0	NEUTRAL	0- 0	0- 0	0- 0				
0- 8	0- 0	0- 2	NON-CONFERENCE	0- 2	0- 4	0- 4				
0- 2	0- 0	0- 0	HOME	0- 0	0- 2	0- 2				
0- 6	0- 0	0- 2	AWAY	0- 2	0- 2	0- 2				
0- 0	0- 0	0- 0	NEUTRAL	0- 0	0- 0	0- 0				
5- 13	0- 0	0- 0	CONFERENCE	0- 3	5- 10	5- 9				
2- 7	0- 0	0- 0	HOME	0- 2	2- 5	2- 5				
3- 6	0- 0	0- 0	AWAY	0- 1	3- 5	3- 4				
0- 0	0- 0	0- 0	NEUTRAL	0- 0	0- 0	0- 0				

RPI S	Opponent	Score	RPI S	Opponent	Score	RPI S	Opponent	Score	RPI S	Opponent	Score	Team's RPI: 312
28	A Texas	40 96	51	A Lamar University	68 81	142	A Abilene Christian	52 109				
34	A Rice	65 93	51	H Lamar University	62 64	165	A Nicholls St.	69 68				
			64	H SFA	48 97	165	H Nicholls St.	55 78				
			87	A LSU	36 86	172	H Louisiana Tech	48 89				
			99	A UAB	48 91	181	H Sam Houston St.	80 93				
						206	A Grambling	51 75				
						251	A A&M-Corpus Christi	51 62				
						268	H Louisiana	59 70				
						277	A Central Ark.	45 76				
						288	A New Orleans	76 88				
						288	H New Orleans	60 64				
						300	A La.-Monroe	60 69				
						308	H Incarnate Word	66 68				
						316	A Northwestern St.	63 82				
						316	H Northwestern St.	73 89				
						323	A Southeastern La.	75 70				
						323	H Southeastern La.	62 56				
						332	A Houston Baptist	72 67				
						332	H Houston Baptist	81 71				
LAST 12 Division I GAMES:												
51	A Lamar University	68 81	323	A Southeastern La.	75 70							
251	A A&M-Corpus Christi	51 62	64	H SFA	48 97							
332	A Houston Baptist	72 67	316	H Northwestern St.	73 89							
165	H Nicholls St.	55 78	181	H Sam Houston St.	80 93							
288	H New Orleans	60 64	51	H Lamar University	62 64							
277	A Central Ark.	45 76	332	H Houston Baptist	81 71							

Non-Div I Games: LSU-Alexandria 60 68 Southern-N.O. 106 54 Louisiana Col. 86 68

McNeese

Loss, Non-Conf, S Site, H Home A Away N Neutral

Average RPI Win:	209	WON-LOST	WINNING	LAST 10	STRENGTH OF	OPP. STRENGTH	TEAM	ADJ.	CONF.	ADJ CONF.
Average RPI Loss:	142	RECORD	PCT. RANK	GAMES	SCHEDULE	OF SCHEDULE	RPI	RPI	RPI	RPI
DIV. I ONLY	11- 20	254	1- 0	137	147	232	232	9	9	
DIV. I NON-CONF.	5- 8	224	0- 0	188	315	268	268	9	9	
TOTALS	RPI 1-25	RPI 26-50	W-L RECORDS	RPI 51-100	RPI 101-999	RPI 150+				
11- 20	0- 2	0- 0	OVERALL	0- 6	11- 12	9- 11				
6- 10	0- 1	0- 0	HOME	0- 3	6- 6	6- 5				
3- 9	0- 1	0- 0	AWAY	0- 2	3- 6	2- 6				
2- 1	0- 0	0- 0	NEUTRAL	0- 1	2- 0	1- 0				
5- 8	0- 0	0- 0	NON-CONFERENCE	0- 3	5- 5	4- 5				
4- 4	0- 0	0- 0	HOME	0- 2	4- 2	4- 2				
0- 4	0- 0	0- 0	AWAY	0- 1	0- 3	0- 3				
1- 0	0- 0	0- 0	NEUTRAL	0- 0	1- 0	0- 0				
6- 12	0- 2	0- 0	CONFERENCE	0- 3	6- 7	5- 6				
2- 6	0- 1	0- 0	HOME	0- 1	2- 4	2- 3				
3- 5	0- 1	0- 0	AWAY	0- 1	3- 3	2- 3				
1- 1	0- 0	0- 0	NEUTRAL	0- 1	1- 0	1- 0				

RPI	S	Opponent	Score	RPI	S	Opponent	Score	RPI	S	Opponent	Score	RPI	S	Opponent	Score	Team's RPI: 232
6	A	UConn	45 102					69	H	Little Rock	60 63	110	H	Houston	57 59	
15	H	UCF	55 68					77	A	Cincinnati	56 80	114	A	South Fla.	47 40	
								77	H	Cincinnati	69 89	134	N	Mercer	59 53	
								77	N	Cincinnati	48 68	155	A	Tulsa	39 46	
								85	H	Toledo	48 58	155	H	Tulsa	59 56	
								99	A	UAB	54 85	166	H	Temple	53 84	
												166	N	Temple	59 58	
												169	A	Tulane	65 59	
												169	H	Tulane	61 62	
												172	H	Louisiana Tech	50 66	
												179	A	Coastal Caro.	71 90	
												189	A	Arkansas St.	66 77	
												193	A	East Carolina	59 68	
												193	H	East Carolina	58 46	
												219	A	George Washington	38 51	
												231	A	SMU	48 71	
												240	H	Jackson St.	68 67	
												245	H	Southeast Mo. St.	69 57	
												259	A	Wichita St.	71 50	
												259	H	Wichita St.	48 57	
												288	H	New Orleans	59 66	
												290	H	Samford	53 48	
												335	H	N.C. Central	77 56	
LAST 12 Division I GAMES:																
166	N	Temple	59 58	169	A	Tulane	65 59									
77	N	Cincinnati	48 68	77	H	Cincinnati	69 89									
166	H	Temple	53 84	193	A	East Carolina	59 68									
231	A	SMU	48 71	259	H	Wichita St.	48 57									
110	H	Houston	57 59	155	H	Tulsa	59 56									
6	A	UConn	45 102	169	H	Tulane	61 62									

Non-Div I Games:

Memphis

■ Loss,
 ■ Non-Conf,
 ■ S Site,
 ■ Home
 ■ A Away
 N Neutral

Average RPI Win: 245	WON-LOST	WINNING	LAST 10	STRENGTH OF	OPP. STRENGTH	TEAM	ADJ.	CONF.	ADJ CONF.
Average RPI Loss: 145	RECORD	PCT. RANK	GAMES	SCHEDULE	OF SCHEDULE	RPI	RPI	RPI	RPI
DIV. I ONLY	25- 7	36	2- 0	328	210	134	134	28	28
DIV. I NON-CONF.	8- 7	160	0- 0	266	75	198	198	25	25
TOTALS	RPI 1-25	RPI 26-50	W-L RECORDS	RPI 51-100	RPI 101-999	RPI 150+			
25- 7	0- 2	0- 0	OVERALL	0- 0	25- 5	24- 3			
11- 3	0- 2	0- 0	HOME	0- 0	11- 1	10- 1			
10- 3	0- 0	0- 0	AWAY	0- 0	10- 3	10- 1			
4- 1	0- 0	0- 0	NEUTRAL	0- 0	4- 1	4- 1			
8- 7	0- 2	0- 0	NON-CONFERENCE	0- 0	8- 5	7- 3			
4- 3	0- 2	0- 0	HOME	0- 0	4- 1	3- 1			
3- 3	0- 0	0- 0	AWAY	0- 0	3- 3	3- 1			
1- 1	0- 0	0- 0	NEUTRAL	0- 0	1- 1	1- 1			
17- 0	0- 0	0- 0	CONFERENCE	0- 0	17- 0	17- 0			
7- 0	0- 0	0- 0	HOME	0- 0	7- 0	7- 0			
7- 0	0- 0	0- 0	AWAY	0- 0	7- 0	7- 0			
3- 0	0- 0	0- 0	NEUTRAL	0- 0	3- 0	3- 0			

RPI 1-25				RPI 26-50				RPI 51-100				RPI 101+ Team's RPI: 134			
RPI	S	Opponent	Score	RPI	S	Opponent	Score	RPI	S	Opponent	Score	RPI	S	Opponent	Score
15	H	UCF	42 76									105	H	Charlotte	57 40
21	H	Florida St.	56 57									111	A	Georgia	60 67
												148	A	Wake Forest	54 69
												168	A	Chattanooga	62 56
												168	H	Chattanooga	65 58
												174	H	UNC Asheville	61 47
												191	A	Furman	75 60
												191	H	Furman	66 62
												191	N	Furman	66 63
												212	H	Florida	92 82
												218	N	Bowling Green	76 63
												219	A	George Washington	61 53
												229	A	Howard	85 70
												232	N	Memphis	53 59
												233	A	Jacksonville	66 71
												241	A	ETSU	83 77
												241	H	ETSU	64 41
												252	H	Columbia	68 72
												257	A	Wofford	81 79
												257	H	Wofford	65 59
												257	N	Wofford	69 51
												287	A	Ga. Southern	79 72
												290	A	Samford	68 52
												290	H	Samford	76 68
												292	H	Kennesaw St.	64 48
												309	A	UNC Greensboro	71 58
LAST 12 Division I GAMES:															
				341	N	Western Caro.	55 32	241	A	ETSU	83 77				
				191	N	Furman	66 63	341	H	Western Caro.	71 55				
				257	N	Wofford	69 51	309	H	UNC Greensboro	85 73				
				257	H	Wofford	65 59	290	A	Samford	68 52				
				191	H	Furman	66 62	191	A	Furman	75 60				
				168	A	Chattanooga	62 56	257	A	Wofford	81 79				

Non-Div I Games:

Mercer

■ Loss,
 ■ Non-Conf, S Site,
 ■ Home
 ■ Away
 N Neutral

M
e
r
c
e
r

RPI S Opponent Score

Through Games Of March 15, 2019

RPI	S	Opponent	Score	
309	H	UNC Greensboro	85	73
341	A	Western Caro.	69	67
341	H	Western Caro.	71	55
341	N	Western Caro.	55	32

M
e
r
c
e
r

Mercer

Average RPI Win:	122	WON-LOST	WINNING	LAST 10	STRENGTH OF	OPP. STRENGTH	TEAM	ADJ.	CONF.	ADJ CONF.
Average RPI Loss:	37	RECORD	PCT. RANK	GAMES	SCHEDULE	OF SCHEDULE	RPI	RPI	RPI	RPI
DIV. I ONLY	24- 8	47	0- 1	39	12	19	19	1	1	
DIV. I NON-CONF.	12- 3	52	0- 0	151	56	56	56	1	1	
TOTALS	RPI 1-25	RPI 26-50	W-L RECORDS	RPI 51-100	RPI 101-999	RPI 150+				
24- 8	5- 4	1- 2	OVERALL	6- 2	12- 0	8- 0				
16- 2	3- 0	1- 2	HOME	5- 0	7- 0	5- 0				
6- 5	2- 3	0- 0	AWAY	1- 2	3- 0	1- 0				
2- 1	0- 1	0- 0	NEUTRAL	0- 0	2- 0	2- 0				
12- 3	1- 1	0- 1	NON-CONFERENCE	2- 1	9- 0	8- 0				
9- 1	1- 0	0- 1	HOME	2- 0	6- 0	5- 0				
1- 2	0- 1	0- 0	AWAY	0- 1	1- 0	1- 0				
2- 0	0- 0	0- 0	NEUTRAL	0- 0	2- 0	2- 0				
12- 5	4- 3	1- 1	CONFERENCE	4- 1	3- 0	0- 0				
7- 1	2- 0	1- 1	HOME	3- 0	1- 0	0- 0				
5- 3	2- 2	0- 0	AWAY	1- 1	2- 0	0- 0				
0- 1	0- 1	0- 0	NEUTRAL	0- 0	0- 0	0- 0				

RPI S	Opponent	Score	RPI S	Opponent	Score	RPI S	Opponent	Score	RPI S	Opponent	Score
1	H Notre Dame	72 65	31	H Central Mich.	80 90	64	H SFA	81 60	103	H Hartford	75 62
3	A Louisville	79 73	37	H North Carolina	76 68	67	H Georgia Tech	69 56	126	A Pittsburgh	65 51
9	A NC State	68 70	50	H Clemson	67 76	73	A Virginia Tech	65 73	133	H Boston College	76 73
10	A Syracuse	84 71				73	H Virginia Tech	68 61	148	A Wake Forest	72 57
10	N Syracuse	85 92				78	A Duke	58 50	156	N Alabama	101 74
11	A Iowa St.	52 75				89	A Purdue	63 74	166	H Temple	73 61
12	H Marquette	63 55				94	H Nebraska	82 68	178	H Colorado	73 58
21	A Florida St.	58 62				98	H Virginia	72 59	205	H UMES	71 53
21	H Florida St.	64 54							210	N Vanderbilt	90 65
									288	H New Orleans	78 38
									321	A FIU	94 43
									346	H Florida A&M	103 54
LAST 12 Division I GAMES:											
10	N Syracuse	85 92	21	H Florida St.	64 54						
103	H Hartford	75 62	73	A Virginia Tech	65 73						
12	H Marquette	63 55	3	A Louisville	79 73						
11	A Iowa St.	52 75	126	A Pittsburgh	65 51						
9	A NC State	68 70	1	H Notre Dame	72 65						
67	H Georgia Tech	69 56	98	H Virginia	72 59						

Non-Div I Games:

Miami (FL)

Average RPI Win:	181	WON-LOST	WINNING	LAST 10	STRENGTH OF	OPP. STRENGTH	TEAM	ADJ.	CONF.	ADJ CONF.
Average RPI Loss:	85	RECORD	PCT. RANK	GAMES	SCHEDULE	OF SCHEDULE	RPI	RPI	RPI	RPI
DIV. I ONLY	22- 8	50	1- 1	98	109	44	44	8	8	
DIV. I NON-CONF.	8- 2	52	0- 0	327	276	125	125	8	8	
TOTALS	RPI 1-25	RPI 26-50	W-L RECORDS	RPI 51-100	RPI 101-999	RPI 150+				
22- 8	0- 1	2- 4	OVERALL	5- 1	15- 2	13- 1				
10- 2	0- 0	0- 2	HOME	3- 0	7- 0	5- 0				
11- 5	0- 1	2- 1	AWAY	1- 1	8- 2	8- 1				
1- 1	0- 0	0- 1	NEUTRAL	1- 0	0- 0	0- 0				
8- 2	0- 1	0- 0	NON-CONFERENCE	1- 0	7- 1	6- 1				
3- 0	0- 0	0- 0	HOME	1- 0	2- 0	1- 0				
5- 2	0- 1	0- 0	AWAY	0- 0	5- 1	5- 1				
0- 0	0- 0	0- 0	NEUTRAL	0- 0	0- 0	0- 0				
14- 6	0- 0	2- 4	CONFERENCE	4- 1	8- 1	7- 0				
7- 2	0- 0	0- 2	HOME	2- 0	5- 0	4- 0				
6- 3	0- 0	2- 1	AWAY	1- 1	3- 1	3- 0				
1- 1	0- 0	0- 1	NEUTRAL	1- 0	0- 0	0- 0				

RPI 1-25				RPI 26-50				Team's RPI: 44		RPI 51-100				RPI 101+			
RPI	S	Opponent	Score	RPI	S	Opponent	Score		RPI	S	Opponent	Score	RPI	S	Opponent	Score	
3	A	Louisville	73 95	29	A	Ohio	67 61		77	H	Cincinnati	78 65	113	H	High Point	68 55	
				29	H	Ohio	66 70		84	A	Kent St.	58 67	125	A	Northern Ill.	71 82	
				29	N	Ohio	48 74		84	H	Kent St.	79 63	125	H	Northern Ill.	70 45	
				31	A	Central Mich.	70 67		85	A	Toledo	65 56	162	A	Akron	67 61	
				33	A	Buffalo	61 86		85	H	Toledo	65 64	162	H	Akron	66 49	
				33	H	Buffalo	59 66		85	N	Toledo	72 54	197	H	Eastern Mich.	63 58	
													215	A	Jacksonville St.	58 41	
													218	A	Bowling Green	82 75	
													218	H	Bowling Green	75 62	
													220	H	Ball St.	60 57	
													270	A	Western Mich.	81 62	
													286	A	Canisius	62 59	
													303	A	Valparaiso	68 47	
													333	H	Eastern Ky.	60 44	
													336	A	Detroit Mercy	78 59	
													339	A	UIC	65 56	
													346	A	Florida A&M	56 57	
LAST 12 Division I GAMES:																	
				85	N	Toledo	72 54		218	H	Bowling Green	75 62					
				29	N	Ohio	48 74		85	A	Toledo	65 56					
				162	H	Akron	66 49		162	A	Akron	67 61					
				29	H	Ohio	66 70		125	H	Northern Ill.	70 45					
				33	A	Buffalo	61 86		218	A	Bowling Green	82 75					
				84	A	Kent St.	58 67		197	H	Eastern Mich.	63 58					

Non-Div I Games: Ohio Dominican 74 29

Miami (OH)

■ Loss,
 ■ Non-Conf, S Site,
 ■ Home
 ■ Away
 N Neutral

Average RPI Win:	169	WON-LOST	WINNING	LAST 10	STRENGTH OF	OPP. STRENGTH	TEAM	ADJ.	CONF.	ADJ CONF.
Average RPI Loss:	36	RECORD	PCT. RANK	GAMES	SCHEDULE	OF SCHEDULE	RPI	RPI	RPI	RPI
DIV. I ONLY	21- 11	85	1- 0	66	64	46	46	4	4	
DIV. I NON-CONF.	9- 3	62	0- 0	239	112	88	88	6	6	
TOTALS	RPI 1-25	RPI 26-50	W-L RECORDS	RPI 51-100	RPI 101-999	RPI 150+				
21- 11	1- 5	3- 4	OVERALL	1- 2	16- 0	11- 0				
13- 1	1- 0	2- 1	HOME	1- 0	9- 0	6- 0				
5- 8	0- 4	0- 2	AWAY	0- 2	5- 0	4- 0				
3- 2	0- 1	1- 1	NEUTRAL	0- 0	2- 0	1- 0				
9- 3	0- 2	1- 1	NON-CONFERENCE	0- 0	8- 0	7- 0				
5- 0	0- 0	0- 0	HOME	0- 0	5- 0	5- 0				
2- 2	0- 2	0- 0	AWAY	0- 0	2- 0	2- 0				
2- 1	0- 0	1- 1	NEUTRAL	0- 0	1- 0	0- 0				
12- 8	1- 3	2- 3	CONFERENCE	1- 2	8- 0	4- 0				
8- 1	1- 0	2- 1	HOME	1- 0	4- 0	1- 0				
3- 6	0- 2	0- 2	AWAY	0- 2	3- 0	2- 0				
1- 1	0- 1	0- 0	NEUTRAL	0- 0	1- 0	1- 0				

RPI 1-25				RPI 26-50				Team's RPI: 46	RPI 51-100				RPI 101+			
RPI	S	Opponent	Score	RPI	S	Opponent	Score		RPI	S	Opponent	Score	RPI	S	Opponent	Score
7	A	Iowa	61 75	27	H	Rutgers	86 76		89	A	Purdue	70 71	102	H	Ohio St.	62 58
7	H	Iowa	90 81	28	N	Texas	52 69		94	A	Nebraska	56 70	106	H	Minnesota	76 60
9	A	NC State	55 66	30	N	Missouri	70 54		94	H	Nebraska	67 61	115	H	Northwestern	79 78
12	A	Marquette	74 85	43	A	Michigan St.	64 74						135	N	Washington	80 73
14	A	Maryland	69 83	43	H	Michigan St.	73 77						145	A	Penn St.	66 62
14	N	Maryland	72 73	47	A	Indiana	60 70						160	H	Southern U.	76 35
				47	H	Indiana	67 58						185	A	Wisconsin	76 70
LAST 12 Division I GAMES:																
		185	N	Wisconsin		73	65		27	H	Rutgers		86	76		
		14	N	Maryland		72	73		225	A	Illinois		70	56		
		135	N	Washington		80	73		47	H	Indiana		67	58		
		28	N	Texas		52	69		145	A	Penn St.		66	62		
		185	H	Wisconsin		59	49		94	H	Nebraska		67	61		
		43	A	Michigan St.		64	74		185	A	Wisconsin		76	70		

Non-Div I Games:

Michigan

Average RPI Win:	135	WON-LOST	WINNING	LAST 10	STRENGTH OF	OPP. STRENGTH	TEAM	ADJ.	CONF.	ADJ CONF.
Average RPI Loss:	73	RECORD	PCT. RANK	GAMES	SCHEDULE	OF SCHEDULE	RPI	RPI	RPI	RPI
DIV. I ONLY	20- 11	93	1- 0	49	41	43	43	4	4	
DIV. I NON-CONF.	10- 1	17	0- 0	190	33	35	35	6	6	
TOTALS	RPI 1-25	RPI 26-50	W-L RECORDS	RPI 51-100	RPI 101-999	RPI 150+				
20- 11	3- 3	3- 2	OVERALL	3- 1	11- 5	7- 1				
15- 1	3- 0	2- 0	HOME	3- 0	7- 1	5- 0				
3- 8	0- 1	1- 2	AWAY	0- 1	2- 4	1- 1				
2- 2	0- 2	0- 0	NEUTRAL	0- 0	2- 0	1- 0				
10- 1	1- 1	0- 0	NON-CONFERENCE	2- 0	7- 0	6- 0				
7- 0	1- 0	0- 0	HOME	2- 0	4- 0	4- 0				
2- 0	0- 0	0- 0	AWAY	0- 0	2- 0	1- 0				
1- 1	0- 1	0- 0	NEUTRAL	0- 0	1- 0	1- 0				
10- 10	2- 2	3- 2	CONFERENCE	1- 1	4- 5	1- 1				
8- 1	2- 0	2- 0	HOME	1- 0	3- 1	1- 0				
1- 8	0- 1	1- 2	AWAY	0- 1	0- 4	0- 1				
1- 1	0- 1	0- 0	NEUTRAL	0- 0	1- 0	0- 0				

RPI 1-25				RPI 26-50				Team's RPI: 43	RPI 51-100				RPI 101+			
RPI	S	Opponent	Score	RPI	S	Opponent	Score		RPI	S	Opponent	Score	RPI	S	Opponent	Score
5	H	Oregon	88 82	27	A	Rutgers	62 76		58	H	Wright St.	84 68	102	A	Ohio St.	55 65
7	A	Iowa	71 86	46	A	Michigan	77 73		89	H	Purdue	74 66	102	H	Ohio St.	70 77
7	H	Iowa	84 70	46	H	Michigan	74 64		94	A	Nebraska	71 82	103	A	Hartford	74 66
9	N	NC State	74 78	47	A	Indiana	64 68		98	H	Virginia	91 66	106	A	Minnesota	63 81
14	H	Maryland	77 60	47	H	Indiana	77 61						106	H	Minnesota	86 68
14	N	Maryland	55 71										115	A	Northwestern	62 70
													115	N	Northwestern	68 52
													145	H	Penn St.	57 48
													185	A	Wisconsin	62 79
													218	H	Bowling Green	99 69
													225	H	Illinois	77 60
													226	H	Texas Southern	91 45
													241	H	ETSU	75 53
													292	N	Kennesaw St.	75 51
													307	H	Fla. Atlantic	89 74
													310	A	Oakland	102 58
LAST 12 Division I GAMES:																
115	N	Northwestern	68 52	185	A	Wisconsin	62 79									
14	N	Maryland	55 71	47	H	Indiana	77 61									
106	A	Minnesota	63 81	7	A	Iowa	71 86									
46	H	Michigan	74 64	89	H	Purdue	74 66									
102	H	Ohio St.	70 77	145	H	Penn St.	57 48									
94	A	Nebraska	71 82	46	A	Michigan	77 73									

Non-Div I Games:

Michigan St.

Average RPI Win: 201		WON-LOST	WINNING	LAST 10	STRENGTH OF	OPP. STRENGTH	TEAM	ADJ.	CONF.	ADJ CONF.
Average RPI Loss: 95		RECORD	PCT. RANK	GAMES	SCHEDULE	OF SCHEDULE	RPI	RPI	RPI	RPI
DIV. I ONLY		22- 9	57	2- 0	98	162	63	63	14	14
DIV. I NON-CONF.		9- 4	85	0- 0	77	215	46	46	17	17
TOTALS		RPI 1-25	RPI 26-50	W-L RECORDS	RPI 51-100	RPI 101-999	RPI 150+			
22- 9	0- 1		0- 2	OVERALL	4- 3	18- 3	16- 1			
10- 3	0- 0		0- 2	HOME	2- 0	8- 1	7- 1			
8- 6	0- 1		0- 0	AWAY	1- 3	7- 2	6- 0			
4- 0	0- 0		0- 0	NEUTRAL	1- 0	3- 0	3- 0			
9- 4	0- 1		0- 1	NON-CONFERENCE	1- 1	8- 1	7- 0			
4- 1	0- 0		0- 1	HOME	0- 0	4- 0	3- 0			
3- 3	0- 1		0- 0	AWAY	1- 1	2- 1	2- 0			
2- 0	0- 0		0- 0	NEUTRAL	0- 0	2- 0	2- 0			
13- 5	0- 0		0- 1	CONFERENCE	3- 2	10- 2	9- 1			
6- 2	0- 0		0- 1	HOME	2- 0	4- 1	4- 1			
5- 3	0- 0		0- 0	AWAY	0- 2	5- 1	4- 0			
2- 0	0- 0		0- 0	NEUTRAL	1- 0	1- 0	1- 0			

RPI 1-25				RPI 26-50				RPI 51-100 Team's RPI: 63				RPI 101+			
RPI	S	Opponent	Score	RPI	S	Opponent	Score	RPI	S	Opponent	Score	RPI	S	Opponent	Score
22	A	Kentucky	55 72	34	H	Rice	47 60	81	A	Fordham	49 61	105	A	Charlotte	62 55
				45	H	Belmont	38 45	90	A	Troy	67 64	108	A	Old Dominion	65 70
								96	A	Western Ky.	56 67	144	H	Georgia St.	69 54
								96	H	Western Ky.	81 69	146	A	Tennessee Tech	64 68
								99	A	UAB	72 77	168	N	Chattanooga	58 47
								99	H	UAB	60 44	172	H	Louisiana Tech	75 38
								99	N	UAB	75 65	174	H	UNC Asheville	67 46
												176	H	North Texas	61 46
												191	A	Furman	78 71
												195	H	Southern Miss.	66 49
												203	A	UNLV	66 62
												210	H	Vanderbilt	65 58
												211	N	Dartmouth	70 58
												221	H	Marshall	53 59
												258	A	UTEP	79 49
												258	N	UTEP	66 44
												302	A	UTSA	72 52
												307	A	Fla. Atlantic	74 55
												307	H	Fla. Atlantic	74 48
												321	A	FIU	49 43
												329	H	Mississippi Val.	101 51
LAST 12 Division I GAMES:															
				258	N	UTEP	66 44	99	A	UAB	72 77				
				99	N	UAB	75 65	221	H	Marshall	53 59				
				81	A	Fordham	49 61	96	H	Western Ky.	81 69				
				203	A	UNLV	66 62	108	A	Old Dominion	65 70				
				96	A	Western Ky.	56 67	105	A	Charlotte	62 55				
				307	H	Fla. Atlantic	74 48	99	H	UAB	60 44				

Non-Div I Games:

Middle Tenn.

■ Loss,
 ■ Non-Conf, S Site,
 ■ Home
 ■ Away
 N Neutral

Average RPI Win:	279	WON-LOST	WINNING	LAST 10	STRENGTH OF	OPP. STRENGTH	TEAM	ADJ.	CONF.	ADJ CONF.
Average RPI Loss:	96	RECORD	PCT. RANK	GAMES	SCHEDULE	OF SCHEDULE	RPI	RPI	RPI	RPI
DIV. I ONLY	15- 15	168	0- 1	261	183	198	198	21	21	
DIV. I NON-CONF.	5- 6	177	0- 0	192	86	184	184	19	19	
TOTALS	RPI 1-25	RPI 26-50	W-L RECORDS	RPI 51-100	RPI 101-999	RPI 150+				
15- 15	0- 2	0- 2	OVERALL	0- 4	15- 7	14- 2				
8- 6	0- 2	0- 0	HOME	0- 2	8- 2	7- 1				
6- 9	0- 0	0- 2	AWAY	0- 2	6- 5	6- 1				
1- 0	0- 0	0- 0	NEUTRAL	0- 0	1- 0	1- 0				
5- 6	0- 2	0- 2	NON-CONFERENCE	0- 0	5- 2	5- 1				
2- 3	0- 2	0- 0	HOME	0- 0	2- 1	2- 1				
2- 3	0- 0	0- 2	AWAY	0- 0	2- 1	2- 0				
1- 0	0- 0	0- 0	NEUTRAL	0- 0	1- 0	1- 0				
10- 9	0- 0	0- 0	CONFERENCE	0- 4	10- 5	9- 1				
6- 3	0- 0	0- 0	HOME	0- 2	6- 1	5- 0				
4- 6	0- 0	0- 0	AWAY	0- 2	4- 4	4- 1				
0- 0	0- 0	0- 0	NEUTRAL	0- 0	0- 0	0- 0				

RPI 1-25				RPI 26-50				RPI 51-100				RPI 101+ Team's RPI: 198			
RPI	S	Opponent	Score	RPI	S	Opponent	Score	RPI	S	Opponent	Score	RPI	S	Opponent	Score
12	H	Marquette	74 83	47	A	Indiana	66 68	58	A	Wright St.	57 61	119	A	Fresno St.	48 65
21	H	Florida St.	62 87	49	A	Saint Mary's (CA)	71 73	58	H	Wright St.	69 73	121	A	Youngstown St.	58 64
								68	A	Green Bay	45 59	121	A	Youngstown St.	47 67
								68	H	Green Bay	62 76	121	H	Youngstown St.	71 68
												132	A	IUPUI	55 76
												132	H	IUPUI	66 67
												158	N	UC Riverside	56 54
												185	H	Wisconsin	57 68
												223	A	North Dakota	64 46
												244	A	Northern Ky.	54 55
												244	H	Northern Ky.	59 38
												252	H	Columbia	78 65
												284	A	Cleveland St.	78 60
												284	H	Cleveland St.	59 53
												310	A	Oakland	79 52
												310	H	Oakland	83 53
												322	A	North Dakota St.	57 55
												334	H	Purdue Fort Wayne	70 48
												336	A	Detroit Mercy	62 44
												336	H	Detroit Mercy	59 34
												339	A	UIC	48 37
												339	H	UIC	72 53
LAST 12 Division I GAMES:															
121	A	Youngstown St.	58 64	284	A	Cleveland St.	78 60								
132	A	IUPUI	55 76	244	H	Northern Ky.	59 38								
339	A	UIC	48 37	58	H	Wright St.	69 73								
310	H	Oakland	83 53	68	A	Green Bay	45 59								
336	H	Detroit Mercy	59 34	339	H	UIC	72 53								
121	A	Youngstown St.	47 67	132	H	IUPUI	66 67								

Non-Div I Games:

Milwaukee

■ Loss,
■ Non-Conf,
■ S Site,
■ H Home
■ A Away
N Neutral

Average RPI Win:	181	WON-LOST	WINNING	LAST 10	STRENGTH OF	OPP. STRENGTH	TEAM	ADJ.	CONF.	ADJ CONF.
Average RPI Loss:	69	RECORD	PCT. RANK	GAMES	SCHEDULE	OF SCHEDULE	RPI	RPI	RPI	RPI
DIV. I ONLY	20- 10	77	0- 1	169	67	106	106	4	4	
DIV. I NON-CONF.	11- 0	1	0- 0	346	172	108	108	6	6	
TOTALS	RPI 1-25	RPI 26-50	W-L RECORDS	RPI 51-100	RPI 101-999	RPI 150+				
20- 10	1- 2	3- 4	OVERALL	1- 2	15- 2	11- 1				
14- 4	1- 1	2- 0	HOME	0- 1	11- 2	9- 1				
6- 5	0- 1	1- 3	AWAY	1- 1	4- 0	2- 0				
0- 1	0- 0	0- 1	NEUTRAL	0- 0	0- 0	0- 0				
11- 0	1- 0	0- 0	NON-CONFERENCE	0- 0	10- 0	9- 0				
9- 0	1- 0	0- 0	HOME	0- 0	8- 0	8- 0				
2- 0	0- 0	0- 0	AWAY	0- 0	2- 0	1- 0				
0- 0	0- 0	0- 0	NEUTRAL	0- 0	0- 0	0- 0				
9- 10	0- 2	3- 4	CONFERENCE	1- 2	5- 2	2- 1				
5- 4	0- 1	2- 0	HOME	0- 1	3- 2	1- 1				
4- 5	0- 1	1- 3	AWAY	1- 1	2- 0	1- 0				
0- 1	0- 0	0- 1	NEUTRAL	0- 0	0- 0	0- 0				

RPI	S	Opponent	Score	RPI	S	Opponent	Score	RPI	S	Opponent	Score	RPI	S	Opponent	Score	Team's RPI: 106
7	H	Iowa	63 81	27	A	Rutgers	54 60	89	A	Purdue	65 45	102	H	Ohio St.	55 65	
10	H	Syracuse	72 68	27	H	Rutgers	60 46	89	H	Purdue	53 64	115	A	Northwestern	61 54	
14	A	Maryland	69 71	43	A	Michigan St.	68 86	94	A	Nebraska	57 63	115	H	Northwestern	73 64	
				43	H	Michigan St.	81 63					133	A	Boston College	77 69	
				46	A	Michigan	60 76					145	H	Penn St.	97 67	
				47	A	Indiana	65 61					185	A	Wisconsin	78 50	
				47	N	Indiana	58 66					185	H	Wisconsin	74 56	
												195	H	Cornell	65 45	
												217	A	Xavier	78 53	
												225	H	Illinois	62 66	
												260	H	Rhode Island	91 71	
												275	H	San Diego	53 48	
												297	H	Air Force	67 50	
												308	H	Incarinate Word	75 39	
												313	H	Coppin St.	84 52	
												319	H	New Hampshire	70 47	
												349	H	Ark.-Pine Bluff	84 42	
LAST 12 Division I GAMES:																
				47	N	Indiana	58 66					115	H	Northwestern	73 64	
				43	H	Michigan St.	81 63					47	A	Indiana	65 61	
				27	A	Rutgers	54 60					27	H	Rutgers	60 46	
				14	A	Maryland	69 71					115	A	Northwestern	61 54	
				145	H	Penn St.	97 67					102	H	Ohio St.	55 65	
				89	A	Purdue	65 45					89	H	Purdue	53 64	

Non-Div I Games:

Minnesota

■ Loss,
■ Non-Conf,
■ S Site,
■ H Home
■ A Away
N Neutral

Mississippi St.

Through Games Of March 15, 2019

Average RPI Win:	120	WON-LOST	WINNING	LAST 10	STRENGTH OF	OPP. STRENGTH	TEAM	ADJ.	CONF.	ADJ CONF.
Average RPI Loss:	18	RECORD	PCT. RANK	GAMES	SCHEDULE	OF SCHEDULE	RPI	RPI	RPI	RPI
DIV. I ONLY	30- 2	3	3- 0	45	30	8	8	5	5	
DIV. I NON-CONF.	12- 1	11	0- 0	78	48	13	13	5	5	
TOTALS	RPI 1-25	RPI 26-50	W-L RECORDS	RPI 51-100	RPI 101-999	RPI 150+				
30- 2	5- 1	3- 1	OVERALL	9- 0	13- 0	11- 0				
14- 1	3- 0	0- 1	HOME	3- 0	8- 0	7- 0				
13- 1	2- 1	2- 0	AWAY	4- 0	5- 0	4- 0				
3- 0	0- 0	1- 0	NEUTRAL	2- 0	0- 0	0- 0				
12- 1	1- 1	1- 0	NON-CONFERENCE	3- 0	7- 0	6- 0				
7- 0	1- 0	0- 0	HOME	1- 0	5- 0	5- 0				
5- 1	0- 1	1- 0	AWAY	2- 0	2- 0	1- 0				
0- 0	0- 0	0- 0	NEUTRAL	0- 0	0- 0	0- 0				
18- 1	4- 0	2- 1	CONFERENCE	6- 0	6- 0	5- 0				
7- 1	2- 0	0- 1	HOME	2- 0	3- 0	2- 0				
8- 0	2- 0	1- 0	AWAY	2- 0	3- 0	3- 0				
3- 0	0- 0	1- 0	NEUTRAL	2- 0	0- 0	0- 0				

RPI 1-25				Team's RPI: 8		RPI 26-50				RPI 51-100				RPI 101+			
RPI	S	Opponent	Score	RPI	S	Opponent	Score	RPI	S	Opponent	Score	RPI	S	Opponent	Score		
5	A	Oregon	74 82	28	A	Texas	67 49	51	H	Lamar University	104 53	111	H	Georgia	80 71		
12	H	Marquette	87 82	30	H	Missouri	67 75	61	H	Tennessee	91 63	135	A	Washington	103 56		
16	A	Texas A&M	92 64	30	N	Missouri	71 56	61	N	Tennessee	83 68	156	A	Alabama	65 49		
18	A	South Carolina	68 64	48	A	Auburn	85 59	66	A	Arkansas	93 69	191	H	Furman	106 41		
18	H	South Carolina	89 74					66	N	Arkansas	101 70	195	A	Southern Miss.	86 42		
22	H	Kentucky	86 71					69	A	Little Rock	98 63	210	H	Vanderbilt	86 70		
								87	A	LSU	68 35	212	A	Florida	90 42		
								87	H	LSU	76 56	237	A	Ole Miss	80 66		
								98	A	Virginia	72 44	237	H	Ole Miss	80 49		
												240	H	Jackson St.	105 38		
												245	H	Southeast Mo. St.	88 53		
												268	H	Louisiana	104 36		
												313	H	Coppin St.	110 38		
LAST 12 Division I GAMES:																	
		61	N	Tennessee			83	68			237	A	Ole Miss		80	66	
		30	N	Missouri			71	56			16	A	Texas A&M		92	64	
		66	N	Arkansas			101	70			30	H	Missouri		67	75	
		18	A	South Carolina			68	64			61	H	Tennessee		91	63	
		87	H	LSU			76	56			156	A	Alabama		65	49	
		210	H	Vanderbilt			86	70			87	A	LSU		68	35	

Non-Div I Games:

Mississippi St.

Loss, Non-Conf, S Site, H Home A Away N Neutral

Average RPI Win:	273	WON-LOST	WINNING	LAST 10	STRENGTH OF	OPP. STRENGTH	TEAM	ADJ.	CONF.	ADJ CONF.
Average RPI Loss:	207	RECORD	PCT. RANK	GAMES	SCHEDULE	OF SCHEDULE	RPI	RPI	RPI	RPI
DIV. I ONLY	6- 24	320	0- 1	284	337	329	329	29	29	
DIV. I NON-CONF.	1- 10	329	0- 0	97	316	278	278	28	28	
TOTALS	RPI 1-25	RPI 26-50	W-L RECORDS	RPI 51-100	RPI 101-999	RPI 150+				
6- 24	0- 0	0- 0	OVERALL	0- 3	6- 21	6- 20				
3- 7	0- 0	0- 0	HOME	0- 0	3- 7	3- 7				
3- 16	0- 0	0- 0	AWAY	0- 2	3- 14	3- 13				
0- 1	0- 0	0- 0	NEUTRAL	0- 1	0- 0	0- 0				
1- 10	0- 0	0- 0	NON-CONFERENCE	0- 3	1- 7	1- 6				
0- 1	0- 0	0- 0	HOME	0- 0	0- 1	0- 1				
1- 8	0- 0	0- 0	AWAY	0- 2	1- 6	1- 5				
0- 1	0- 0	0- 0	NEUTRAL	0- 1	0- 0	0- 0				
5- 14	0- 0	0- 0	CONFERENCE	0- 0	5- 14	5- 14				
3- 6	0- 0	0- 0	HOME	0- 0	3- 6	3- 6				
2- 8	0- 0	0- 0	AWAY	0- 0	2- 8	2- 8				
0- 0	0- 0	0- 0	NEUTRAL	0- 0	0- 0	0- 0				

RPI S	Opponent	Score	RPI S	Opponent	Score	RPI S	Opponent	Score	RPI S	Opponent	Score	Team's RPI: 329
						60 A	TCU	47 96	112 A	UT Martin	51 110	
						63 A	Middle Tenn.	51 101	160 A	Southern U.	44 51	
						90 N	Troy	54 75	160 A	Southern U.	67 74	
									160 H	Southern U.	46 67	
									165 A	Nicholls St.	47 72	
									188 A	Prairie View	55 91	
									188 H	Prairie View	65 75	
									189 A	Arkansas St.	57 60	
									195 A	Southern Miss.	60 67	
									200 H	North Ala.	72 86	
									206 A	Grambling	54 52	
									206 H	Grambling	79 61	
									226 A	Texas Southern	45 73	
									226 H	Texas Southern	50 68	
									231 A	SMU	47 62	
									240 A	Jackson St.	56 87	
									240 H	Jackson St.	86 87	
									261 A	Austin Peay	95 89	
									269 A	Alabama St.	67 73	
									269 H	Alabama St.	64 62	
									300 A	La.-Monroe	65 72	
									301 A	Alabama A&M	70 78	
									301 H	Alabama A&M	60 80	
									349 A	Ark.-Pine Bluff	62 56	
									349 H	Ark.-Pine Bluff	82 63	
									350 A	Alcorn	63 73	
LAST 12 Division I GAMES:												
160 A	Southern U.	44 51	160 H	Southern U.	46 67							
349 H	Ark.-Pine Bluff	82 63	350 H	Alcorn	80 81							
206 H	Grambling	79 61	269 A	Alabama St.	67 73							
240 H	Jackson St.	86 87	301 A	Alabama A&M	70 78							
226 A	Texas Southern	45 73	206 A	Grambling	54 52							
188 A	Prairie View	55 91	240 A	Jackson St.	56 87							

Non-Div I Games:

Mississippi Val.

■ Loss,
 ■ Non-Conf,
 ■ S Site,
 ■ Home
 ■ A Away
 N Neutral

RPI	S	Opponent	Score
350	H	Alcorn	80 81

M
i
s
s
i
s
s
i
p
p
i
V
a
l
.

M
i
s
s
i
s
s
i
p
p
i
V
a
l
.

Mississippi Val.
a
l

Average RPI Win:	128	WON-LOST	WINNING	LAST 10	STRENGTH OF	OPP. STRENGTH	TEAM	ADJ.	CONF.	ADJ CONF.
Average RPI Loss:	61	RECORD	PCT. RANK	GAMES	SCHEDULE	OF SCHEDULE	RPI	RPI	RPI	RPI
DIV. I ONLY	23- 10	68	2- 0	27	59	30	30	5	5	
DIV. I NON-CONF.	11- 3	56	0- 0	68	113	39	39	5	5	
TOTALS	RPI 1-25	RPI 26-50	W-L RECORDS	RPI 51-100	RPI 101-999	RPI 150+				
23- 10	3- 3	2- 3	OVERALL	6- 3	12- 1	11- 1				
12- 3	1- 0	1- 1	HOME	2- 2	8- 0	7- 0				
7- 5	1- 2	0- 1	AWAY	3- 1	3- 1	3- 1				
4- 2	1- 1	1- 1	NEUTRAL	1- 0	1- 0	1- 0				
11- 3	0- 0	1- 2	NON-CONFERENCE	3- 1	7- 0	7- 0				
5- 2	0- 0	0- 1	HOME	1- 1	4- 0	4- 0				
4- 0	0- 0	0- 0	AWAY	1- 0	3- 0	3- 0				
2- 1	0- 0	1- 1	NEUTRAL	1- 0	0- 0	0- 0				
12- 7	3- 3	1- 1	CONFERENCE	3- 2	5- 1	4- 1				
7- 1	1- 0	1- 0	HOME	1- 1	4- 0	3- 0				
3- 5	1- 2	0- 1	AWAY	2- 1	0- 1	0- 1				
2- 1	1- 1	0- 0	NEUTRAL	0- 0	1- 0	1- 0				

RPI	S	Opponent	Score	RPI	S	Opponent	Score	Team's RPI: 30	RPI	S	Opponent	Score	RPI	S	Opponent	Score
8	A	Mississippi St.	75 67	39	N	Quinnipiac	65 51		61	A	Tennessee	66 64	111	H	Georgia	61 35
8	N	Mississippi St.	56 71	40	H	South Dakota	61 74		61	H	Tennessee	60 62	156	H	Alabama	82 47
16	H	Texas A&M	70 65	46	N	Michigan	54 70		66	A	Arkansas	73 67	163	H	Texas St.	69 50
18	A	South Carolina	65 79	48	A	Auburn	54 58		66	H	Arkansas	71 53	183	A	Saint Louis	74 62
22	A	Kentucky	41 52	48	H	Auburn	74 65		68	H	Green Bay	49 56	189	H	Arkansas St.	70 50
22	N	Kentucky	70 68						70	H	Missouri St.	65 61	210	H	Vanderbilt	69 46
									78	N	Duke	62 54	212	A	Florida	56 58
									79	A	West Virginia	68 51	212	N	Florida	87 56
									87	A	LSU	51 61	225	A	Illinois	67 45
													228	H	UMKC	66 59
													237	H	Ole Miss	78 55
													238	H	SIUE	59 36
													242	A	Western Ill.	89 64
LAST 12 Division I GAMES:																
212	N	Florida	87 56	66	A	Arkansas	73 67									
22	N	Kentucky	70 68	48	A	Auburn	54 58									
8	N	Mississippi St.	56 71	61	H	Tennessee	60 62									
78	N	Duke	62 54	8	A	Mississippi St.	75 67									
39	N	Quinnipiac	65 51	210	H	Vanderbilt	69 46									
156	H	Alabama	82 47	16	H	Texas A&M	70 65									

Non-Div I Games:

Missouri

■ Loss,
■ Non-Conf,
■ S Site,
■ Home
■ A Away
N Neutral

Average RPI Win:	198	WON-LOST	WINNING	LAST 10	STRENGTH OF	OPP. STRENGTH	TEAM	ADJ.	CONF.	ADJ CONF.
Average RPI Loss:	97	RECORD	PCT. RANK	GAMES	SCHEDULE	OF SCHEDULE	RPI	RPI	RPI	RPI
DIV. I ONLY	21- 9	62	1- 0	104	142	70	70	13	13	
DIV. I NON-CONF.	4- 7	228	0- 0	86	45	177	177	15	15	
TOTALS	RPI 1-25	RPI 26-50	W-L RECORDS	RPI 51-100	RPI 101-999	RPI 150+				
21- 9	1- 2	0- 3	OVERALL	3- 0	17- 4	16- 3				
9- 4	0- 2	0- 1	HOME	2- 0	7- 1	7- 0				
9- 5	1- 0	0- 2	AWAY	1- 0	7- 3	6- 3				
3- 0	0- 0	0- 0	NEUTRAL	0- 0	3- 0	3- 0				
4- 7	0- 1	0- 3	NON-CONFERENCE	1- 0	3- 3	3- 3				
2- 2	0- 1	0- 1	HOME	1- 0	1- 0	1- 0				
0- 5	0- 0	0- 2	AWAY	0- 0	0- 3	0- 3				
2- 0	0- 0	0- 0	NEUTRAL	0- 0	2- 0	2- 0				
17- 2	1- 1	0- 0	CONFERENCE	2- 0	14- 1	13- 0				
7- 2	0- 1	0- 0	HOME	1- 0	6- 1	6- 0				
9- 0	1- 0	0- 0	AWAY	1- 0	7- 0	6- 0				
1- 0	0- 0	0- 0	NEUTRAL	0- 0	1- 0	1- 0				

RPI 1-25				RPI 26-50				RPI 51-100				Team's RPI: 70	RPI 101+			
RPI	S	Opponent	Score	RPI	S	Opponent	Score	RPI	S	Opponent	Score		RPI	S	Opponent	Score
13	H	Gonzaga	67 70	30	A	Missouri	61 65	69	H	Little Rock	48 44		131	A	Illinois St.	59 47
17	A	Drake	85 79	40	H	South Dakota	74 85	83	A	UNI	63 58		131	H	Illinois St.	56 60
17	H	Drake	61 70	47	A	Indiana	74 98	83	H	UNI	58 48		152	A	Bradley	68 56
													152	H	Bradley	82 60
													153	A	Southern Ill.	70 58
													153	H	Southern Ill.	66 51
													164	A	Santa Clara	73 77
													172	N	Louisiana Tech	82 70
													176	A	North Texas	76 83
													220	H	Ball St.	74 54
													238	N	SIUE	68 65
													247	A	Indiana St.	76 66
													247	H	Indiana St.	71 58
													255	A	Loyola Chicago	85 58
													255	H	Loyola Chicago	84 49
													255	N	Loyola Chicago	59 50
													259	A	Wichita St.	60 63
													303	A	Valparaiso	77 58
													303	H	Valparaiso	108 63
													331	A	Evansville	88 46
													331	H	Evansville	88 66
LAST 12 Division I GAMES:																
255	N	Loyola Chicago	59 50	303	A	Valparaiso	77 58									
247	A	Indiana St.	76 66	152	H	Bradley	82 60									
331	A	Evansville	88 46	131	H	Illinois St.	56 60									
17	H	Drake	61 70	153	A	Southern Ill.	70 58									
83	H	UNI	58 48	83	A	UNI	63 58									
255	A	Loyola Chicago	85 58	17	A	Drake	85 79									

Non-Div I Games:

Missouri St.

■ Loss,
■ Non-Conf,
■ S Site,
■ H Home
■ A Away
N Neutral

[illegible]

Non-Div I Games:

Average RPI Win:	207	WON-LOST	WINNING	LAST 10	STRENGTH OF	OPP. STRENGTH	TEAM	ADJ.	CONF.	ADJ CONF.
Average RPI Loss:	141	RECORD	PCT. RANK	GAMES	SCHEDULE	OF SCHEDULE	RPI	RPI	RPI	RPI
DIV. I ONLY	13- 16	206	0- 1	153	165	186	186	16	16	
DIV. I NON-CONF.	4- 4	162	0- 0	35	127	81	81	13	13	
TOTALS	RPI 1-25	RPI 26-50	W-L RECORDS	RPI 51-100	RPI 101-999	RPI 150+				
13- 16	0- 1	0- 1	OVERALL	2- 2	11- 12	8- 5				
9- 4	0- 0	0- 1	HOME	2- 0	7- 3	4- 1				
3- 11	0- 1	0- 0	AWAY	0- 2	3- 8	3- 3				
1- 1	0- 0	0- 0	NEUTRAL	0- 0	1- 1	1- 1				
4- 4	0- 1	0- 1	NON-CONFERENCE	1- 1	3- 1	2- 0				
2- 1	0- 0	0- 1	HOME	1- 0	1- 0	0- 0				
1- 3	0- 1	0- 0	AWAY	0- 1	1- 1	1- 0				
1- 0	0- 0	0- 0	NEUTRAL	0- 0	1- 0	1- 0				
9- 12	0- 0	0- 0	CONFERENCE	1- 1	8- 11	6- 5				
7- 3	0- 0	0- 0	HOME	1- 0	6- 3	4- 1				
2- 8	0- 0	0- 0	AWAY	0- 1	2- 7	2- 3				
0- 1	0- 0	0- 0	NEUTRAL	0- 0	0- 1	0- 1				

RPI 1-25				RPI 26-50				RPI 51-100				RPI 101+ Team's RPI: 186			
RPI	S	Opponent	Score	RPI	S	Opponent	Score	RPI	S	Opponent	Score	RPI	S	Opponent	Score
13	A	Gonzaga	52 76	40	H	South Dakota	41 64	74	H	UC Davis	62 56	107	A	Portland St.	60 78
								80	A	Arizona	51 100	107	H	Portland St.	73 70
								86	A	Idaho	68 76	109	A	Idaho St.	34 50
								86	H	Idaho	82 79	109	H	Idaho St.	60 59
												125	H	Northern Ill.	86 70
												128	A	Northern Colo.	61 79
												128	H	Northern Colo.	62 73
												135	A	Washington	54 69
												147	A	Montana St.	52 74
												147	H	Montana St.	71 75
												182	A	Eastern Wash.	64 67
												182	H	Eastern Wash.	62 68
												194	N	Saint Francis (PA)	79 77
												222	A	Northern Ariz.	65 82
												222	H	Northern Ariz.	78 62
												266	A	Sacramento St.	88 86
												266	H	Sacramento St.	75 67
												273	A	Southern Utah	56 71
												273	H	Southern Utah	79 57
												273	N	Southern Utah	56 64
LAST 12 Division I GAMES:															
				273	N	Southern Utah	56 64	273	A	Southern Utah	56 71	314	A	Weber St.	72 60
				194	N	Saint Francis (PA)	79 77	128	A	Northern Colo.	61 79	314	H	Weber St.	64 56
				74	H	UC Davis	62 56	147	H	Montana St.	71 75	342	A	Grand Canyon	69 47
				266	H	Sacramento St.	75 67	109	H	Idaho St.	60 59				
				107	H	Portland St.	73 70	314	H	Weber St.	64 56				
				222	A	Northern Ariz.	65 82	182	A	Eastern Wash.	64 67				

Non-Div I Games: Providence (MT) 90 45

Montana

Loss, Non-Conf, S Site, H Home A Away N Neutral

Average RPI Win:	234	WON-LOST	WINNING	LAST 10	STRENGTH OF	OPP. STRENGTH	TEAM	ADJ.	CONF.	ADJ CONF.
Average RPI Loss:	98	RECORD	PCT. RANK	GAMES	SCHEDULE	OF SCHEDULE	RPI	RPI	RPI	RPI
DIV. I ONLY	15- 15	168	0- 1	123	160	147	147	16	16	
DIV. I NON-CONF.	4- 5	190	0- 0	51	62	102	102	13	13	
TOTALS	RPI 1-25	RPI 26-50	W-L RECORDS	RPI 51-100	RPI 101-999	RPI 150+				
15- 15	0- 1	0- 1	OVERALL	0- 5	15- 8	13- 2				
7- 6	0- 0	0- 1	HOME	0- 1	7- 4	7- 1				
7- 8	0- 1	0- 0	AWAY	0- 4	7- 3	6- 1				
1- 1	0- 0	0- 0	NEUTRAL	0- 0	1- 1	0- 0				
4- 5	0- 1	0- 1	NON-CONFERENCE	0- 3	4- 0	3- 0				
2- 1	0- 0	0- 1	HOME	0- 0	2- 0	2- 0				
1- 4	0- 1	0- 0	AWAY	0- 3	1- 0	1- 0				
1- 0	0- 0	0- 0	NEUTRAL	0- 0	1- 0	0- 0				
11- 10	0- 0	0- 0	CONFERENCE	0- 2	11- 8	10- 2				
5- 5	0- 0	0- 0	HOME	0- 1	5- 4	5- 1				
6- 4	0- 0	0- 0	AWAY	0- 1	6- 3	5- 1				
0- 1	0- 0	0- 0	NEUTRAL	0- 0	0- 1	0- 0				

RPI	S	Opponent	Score	RPI	S	Opponent	Score	RPI	S	Opponent	Score	RPI	S	Opponent	Score	Team's RPI: 147
12	A	Marquette	52 100	26	H	South Dakota St.	67 88	60	A	TCU	49 71	107	A	Portland St.	53 55	
								62	A	Wyoming	58 66	107	H	Portland St.	55 68	
								64	A	SFA	53 60	107	N	Portland St.	56 68	
								86	A	Idaho	65 90	109	A	Idaho St.	43 61	
								86	H	Idaho	66 82	109	H	Idaho St.	49 62	
												128	A	Northern Colo.	79 66	
												128	H	Northern Colo.	73 84	
												138	N	Delaware	69 60	
												163	A	Texas St.	67 59	
												182	A	Eastern Wash.	61 47	
												182	H	Eastern Wash.	87 89	
												186	A	Montana	75 71	
												186	H	Montana	74 52	
												222	A	Northern Ariz.	72 76	
												222	H	Northern Ariz.	80 70	
												266	A	Sacramento St.	69 53	
												266	H	Sacramento St.	64 58	
												271	H	Long Beach St.	85 62	
												273	A	Southern Utah	70 55	
												273	H	Southern Utah	69 64	
												314	A	Weber St.	66 59	
												314	H	Weber St.	72 59	
												326	H	Omaha	59 56	
LAST 12 Division I GAMES:																
		107	N	Portland St.	56	68				186	A	Montana	75	71		
		163	A	Texas St.	67	59				314	H	Weber St.	72	59		
		107	H	Portland St.	55	68				109	H	Idaho St.	49	62		
		266	H	Sacramento St.	64	58				86	A	Idaho	65	90		
		273	A	Southern Utah	70	55				182	A	Eastern Wash.	61	47		
		222	A	Northern Ariz.	72	76				128	H	Northern Colo.	73	84		

Non-Div I Games: Carroll (MT) 64 48

Montana St.

Loss, Non-Conf, S Site, H Home A Away N Neutral

Average RPI Win: 250	WON-LOST	WINNING	LAST 10	STRENGTH OF	OPP. STRENGTH	TEAM	ADJ.	CONF.	ADJ CONF.
Average RPI Loss: 141	RECORD	PCT. RANK	GAMES	SCHEDULE	OF SCHEDULE	RPI	RPI	RPI	RPI
DIV. I ONLY	21- 10	73	1- 1	234	284	129	129	22	22
DIV. I NON-CONF.	7- 4	108	0- 0	198	288	119	119	23	23
TOTALS	RPI 1-25	RPI 26-50	W-L RECORDS	RPI 51-100	RPI 101-999	RPI 150+			
21- 10	0- 2	0- 2	OVERALL	1- 0	20- 6	17- 5			
11- 3	0- 0	0- 1	HOME	0- 0	11- 2	9- 2			
9- 6	0- 2	0- 1	AWAY	1- 0	8- 3	7- 3			
1- 1	0- 0	0- 0	NEUTRAL	0- 0	1- 1	1- 0			
7- 4	0- 2	0- 0	NON-CONFERENCE	1- 0	6- 2	6- 2			
4- 1	0- 0	0- 0	HOME	0- 0	4- 1	4- 1			
3- 3	0- 2	0- 0	AWAY	1- 0	2- 1	2- 1			
0- 0	0- 0	0- 0	NEUTRAL	0- 0	0- 0	0- 0			
14- 6	0- 0	0- 2	CONFERENCE	0- 0	14- 4	11- 3			
7- 2	0- 0	0- 1	HOME	0- 0	7- 1	5- 1			
6- 3	0- 0	0- 1	AWAY	0- 0	6- 2	5- 2			
1- 1	0- 0	0- 0	NEUTRAL	0- 0	1- 1	1- 0			

RPI 1-25				RPI 26-50				RPI 51-100				RPI 101+ Team's RPI: 129			
RPI	S	Opponent	Score	RPI	S	Opponent	Score	RPI	S	Opponent	Score	RPI	S	Opponent	Score
2	A	Baylor	58 96	45	A	Belmont	50 77	82	A	Radford	79 72	112	H	UT Martin	85 75
22	A	Kentucky	57 87	45	H	Belmont	57 77					112	N	UT Martin	58 68
												146	A	Tennessee Tech	73 70
												146	H	Tennessee Tech	77 56
												194	A	Saint Francis (PA)	83 89
												202	A	N.C. A&T	72 67
												215	A	Jacksonville St.	57 68
												215	H	Jacksonville St.	66 55
												215	N	Jacksonville St.	77 60
												238	A	SIUE	73 67
												243	A	Gardner-Webb	84 69
												245	H	Southeast Mo. St.	82 54
												248	H	St. Francis Brooklyn	94 101
												261	A	Austin Peay	80 81
												261	H	Austin Peay	75 84
												263	A	Murray St.	83 61
												263	H	Murray St.	80 71
												295	A	Eastern Ill.	67 57
												303	H	Valparaiso	68 62
												304	A	Tennessee St.	85 62
												304	H	Tennessee St.	71 55
												330	H	Lipscomb	79 44
												331	H	Evansville	85 63
												333	A	Eastern Ky.	64 61
												333	H	Eastern Ky.	68 52
												348	H	Chicago St.	104 68
LAST 12 Division I GAMES:															
				215	N	Jacksonville St.	77 60					333	H	Eastern Ky.	68 52
				112	N	UT Martin	58 68					261	H	Austin Peay	75 84
				333	A	Eastern Ky.	64 61					45	H	Belmont	57 77
				263	H	Murray St.	80 71					304	H	Tennessee St.	71 55
				146	A	Tennessee Tech	73 70					295	A	Eastern Ill.	67 57
				215	A	Jacksonville St.	57 68					238	A	SIUE	73 67

Non-Div I Games: Alice Lloyd 121 56 Ky. Christian 119 28

Morehead St.

■ Loss,
 ■ Non-Conf,
 ■ S Site,
 ■ Home
 ■ A Away
 N Neutral

[illegible]

Washington Adventis60 43

Page 198

RPI	S	Opponent	Score
351	H	LIU Brooklyn	61 45

M
t
.
S
t
.
M
a
r
y
'
s

M
t
.
S
t
.
M
a
r
y
'
s

Mt. St. Mary's

Average RPI Win:	267	WON-LOST	WINNING	LAST 10	STRENGTH OF	OPP. STRENGTH	TEAM	ADJ.	CONF.	ADJ CONF.
Average RPI Loss:	165	RECORD	PCT. RANK	GAMES	SCHEDULE	OF SCHEDULE	RPI	RPI	RPI	RPI
DIV. I ONLY	11- 17	233	0- 1	270	243	263	263	22	22	
DIV. I NON-CONF.	2- 7	288	0- 0	273	142	323	323	23	23	
TOTALS	RPI 1-25	RPI 26-50	W-L RECORDS	RPI 51-100	RPI 101-999	RPI 150+				
11- 17	0- 1	0- 1	OVERALL	0- 2	11- 13	10- 8				
8- 5	0- 0	0- 1	HOME	0- 0	8- 4	7- 3				
3- 11	0- 1	0- 0	AWAY	0- 2	3- 8	3- 5				
0- 1	0- 0	0- 0	NEUTRAL	0- 0	0- 1	0- 0				
2- 7	0- 1	0- 0	NON-CONFERENCE	0- 2	2- 4	2- 4				
2- 2	0- 0	0- 0	HOME	0- 0	2- 2	2- 2				
0- 5	0- 1	0- 0	AWAY	0- 2	0- 2	0- 2				
0- 0	0- 0	0- 0	NEUTRAL	0- 0	0- 0	0- 0				
9- 10	0- 0	0- 1	CONFERENCE	0- 0	9- 9	8- 4				
6- 3	0- 0	0- 1	HOME	0- 0	6- 2	5- 1				
3- 6	0- 0	0- 0	AWAY	0- 0	3- 6	3- 3				
0- 1	0- 0	0- 0	NEUTRAL	0- 0	0- 1	0- 0				

RPI 1-25				RPI 26-50				RPI 51-100				RPI 101+ Team's RPI: 263			
RPI	S	Opponent	Score	RPI	S	Opponent	Score	RPI	S	Opponent	Score	RPI	S	Opponent	Score
22	A	Kentucky	49 88	45	H	Belmont	58 65	61	A	Tennessee	77 98	112	A	UT Martin	67 75
								75	A	Butler	65 86	112	H	UT Martin	76 73
												112	N	UT Martin	56 77
												129	A	Morehead St.	71 80
												129	H	Morehead St.	61 83
												146	A	Tennessee Tech	65 74
												153	H	Southern Ill.	59 65
												189	A	Arkansas St.	63 74
												215	A	Jacksonville St.	64 59
												225	A	Illinois	52 84
												238	A	SIUE	54 71
												238	H	SIUE	81 75
												245	A	Southeast Mo. St.	64 59
												245	H	Southeast Mo. St.	82 74
												261	A	Austin Peay	56 59
												261	H	Austin Peay	77 72
												295	A	Eastern Ill.	67 75
												295	H	Eastern Ill.	60 51
												301	H	Alabama A&M	53 59
												304	H	Tennessee St.	61 65
												330	H	Lipscomb	97 61
												331	H	Evansville	81 53
												333	A	Eastern Ky.	76 63
												333	H	Eastern Ky.	81 63
LAST 12 Division I GAMES:															
				112	N	UT Martin	56 77	333	A	Eastern Ky.	76 63				
				261	H	Austin Peay	77 72	238	H	SIUE	81 75				
				129	A	Morehead St.	71 80	295	H	Eastern Ill.	60 51				
				245	H	Southeast Mo. St.	82 74	146	A	Tennessee Tech	65 74				
				112	H	UT Martin	76 73	215	A	Jacksonville St.	64 59				
				261	A	Austin Peay	56 59	304	H	Tennessee St.	61 65				

Non-Div I Games: Oakland City 113 55 Bethel (TN) 86 50

Murray St.

■ Loss,
 ■ Non-Conf,
 ■ S Site,
 ■ Home
 ■ A Away
 N Neutral

[illegible]

Johnson C. Smith	50	53
------------------	----	----

Page 202

N.C. Central

Through Games Of March 15, 2019

Average RPI Win:	324	WON-LOST	WINNING	LAST 10	STRENGTH OF	OPP. STRENGTH	TEAM	ADJ.	CONF.	ADJ CONF.
Average RPI Loss:	220	RECORD	PCT. RANK	GAMES	SCHEDULE	OF SCHEDULE	RPI	RPI	RPI	RPI
DIV. I ONLY	8- 22	290	1- 0	335	348	335	335	32	32	
DIV. I NON-CONF.	2- 10	311	0- 0	284	277	340	340	32	32	
TOTALS	RPI 1-25	RPI 26-50	W-L RECORDS	RPI 51-100	RPI 101-999	RPI 150+				
8- 22	0- 1	0- 0	OVERALL	0- 0	8- 21	8- 18				
5- 9	0- 0	0- 0	HOME	0- 0	5- 9	5- 8				
2- 11	0- 1	0- 0	AWAY	0- 0	2- 10	2- 8				
1- 2	0- 0	0- 0	NEUTRAL	0- 0	1- 2	1- 2				
2- 10	0- 1	0- 0	NON-CONFERENCE	0- 0	2- 9	2- 6				
2- 4	0- 0	0- 0	HOME	0- 0	2- 4	2- 3				
0- 5	0- 1	0- 0	AWAY	0- 0	0- 4	0- 2				
0- 1	0- 0	0- 0	NEUTRAL	0- 0	0- 1	0- 1				
6- 12	0- 0	0- 0	CONFERENCE	0- 0	6- 12	6- 12				
3- 5	0- 0	0- 0	HOME	0- 0	3- 5	3- 5				
2- 6	0- 0	0- 0	AWAY	0- 0	2- 6	2- 6				
1- 1	0- 0	0- 0	NEUTRAL	0- 0	1- 1	1- 1				

RPI 1-25				RPI 26-50				RPI 51-100				RPI 101+ Team's RPI: 335			
RPI	S	Opponent	Score	RPI	S	Opponent	Score	RPI	S	Opponent	Score	RPI	S	Opponent	Score
7	A	Iowa	39 106									113	A	High Point	69 80
												123	H	UNCW	82 89
												144	A	Georgia St.	54 65
												179	H	Coastal Caro.	66 89
												202	A	N.C. A&T	52 86
												202	H	N.C. A&T	49 52
												202	N	N.C. A&T	49 79
												205	A	UMES	49 59
												205	H	UMES	61 69
												208	A	Bethune-Cookman	54 72
												208	H	Bethune-Cookman	50 67
												229	A	Howard	70 80
												232	A	Memphis	56 77
												239	H	Elon	54 83
												250	A	Norfolk St.	48 62
												257	H	Wofford	66 59
												292	N	Kennesaw St.	54 78
												299	H	South Carolina St.	60 72
												306	A	Winthrop	41 66
												309	H	UNC Greensboro	66 57
												311	H	Morgan St.	62 65
												313	H	Coppin St.	62 57
												340	A	Delaware St.	61 71
												340	H	Delaware St.	65 64
												340	N	Delaware St.	80 64
												343	H	USC Upstate	63 82
LAST 12 Division I GAMES:															
				340	N	Delaware St.	80 64					250	A	Norfolk St.	48 62
				202	N	N.C. A&T	49 79					340	H	Delaware St.	65 64
				202	A	N.C. A&T	52 86					205	H	UMES	61 69
				299	H	South Carolina St.	60 72					346	A	Florida A&M	64 57
				345	H	Savannah St.	77 65					208	A	Bethune-Cookman	54 72
				229	A	Howard	70 80					345	A	Savannah St.	71 67

Non-Div I Games: Wilberforce 55 49

N.C. Central

Loss, Non-Conf, S Site, H Home A Away N Neutral

RPI	S	Opponent	Score	
345	A	Savannah St.	71	67
345	H	Savannah St.	77	65
346	A	Florida A&M	64	57

N.C. Central

N
.
C
.
C
e
n
t
r
a
l

N
.
C
.
C
e
n
t
r
a
l

N
C
S
t
a
t
e

NC State				Through Games Of March 15, 2019						
Average RPI Win:	96	WON-LOST	WINNING	LAST 10	STRENGTH OF	OPP. STRENGTH	TEAM	ADJ.	CONF.	ADJ CONF.
Average RPI Loss:	13	RECORD	PCT. RANK	GAMES	SCHEDULE	OF SCHEDULE	RPI	RPI	RPI	RPI
DIV. I ONLY		26- 5	15	1- 0	14	7	9	9	1	1
DIV. I NON-CONF.		13- 0	1	0- 0	36	58	6	6	1	1
<hr/>										
TOTALS	RPI 1-25	RPI 26-50		W-L RECORDS	RPI 51-100		RPI 101-999		RPI 150+	
26- 5	3- 4	5- 1		OVERALL	8- 0		10- 0		5- 0	
15- 2	1- 1	3- 1		HOME	5- 0		6- 0		3- 0	
8- 2	1- 2	1- 0		AWAY	3- 0		3- 0		1- 0	
3- 1	1- 1	1- 0		NEUTRAL	0- 0		1- 0		1- 0	
<hr/>										
13- 0	0- 0	3- 0		NON-CONFERENCE	4- 0		6- 0		5- 0	
9- 0	0- 0	2- 0		HOME	3- 0		4- 0		3- 0	
2- 0	0- 0	0- 0		AWAY	1- 0		1- 0		1- 0	
2- 0	0- 0	1- 0		NEUTRAL	0- 0		1- 0		1- 0	
<hr/>										
13- 5	3- 4	2- 1		CONFERENCE	4- 0		4- 0		0- 0	
6- 2	1- 1	1- 1		HOME	2- 0		2- 0		0- 0	
6- 2	1- 2	1- 0		AWAY	2- 0		2- 0		0- 0	
1- 1	1- 1	0- 0		NEUTRAL	0- 0		0- 0		0- 0	

N
C
S
t
a
t
e

RPI 1-25				Team's RPI: 9				RPI 26-50				RPI 51-100				RPI 101+			
RPI	S	Opponent	Score					RPI	S	Opponent	Score					RPI	S	Opponent	Score
1	H	Notre Dame	72 95					37	A	North Carolina	74 69					54	H	Maine	84 46
3	A	Louisville	62 92					37	H	North Carolina	51 64					67	A	Georgia Tech	68 60
3	N	Louisville	68 78					43	N	Michigan St.	78 74					71	A	Georgetown	76 65
10	A	Syracuse	77 73					45	H	Belmont	77 62					73	H	Virginia Tech	70 61
19	H	Miami (FL)	70 68					46	H	Michigan	66 55					78	H	Duke	63 51
21	A	Florida St.	70 75					50	H	Clemson	54 51					82	H	Radford	75 58
21	N	Florida St.	69 62													84	H	Kent St.	78 61
																98	A	Virginia	66 38
<hr/>																			
LAST 12 Division I GAMES:																			
21	N	Florida St.	69 62					1	H	Notre Dame	72 95								
3	N	Louisville	68 78					10	A	Syracuse	77 73								
19	H	Miami (FL)	70 68					21	A	Florida St.	70 75								
3	A	Louisville	62 92					37	H	North Carolina	51 64								
37	A	North Carolina	74 69					148	A	Wake Forest	59 50								
148	H	Wake Forest	80 46					67	A	Georgia Tech	68 60								

Non-Div I Games:

NC State

Loss, Non-Conf, S Site, H Home A Away N Neutral

Average RPI Win:	316	WON-LOST	WINNING	LAST 10	STRENGTH OF	OPP. STRENGTH	TEAM	ADJ.	CONF.	ADJ CONF.
Average RPI Loss:	189	RECORD	PCT. RANK	GAMES	SCHEDULE	OF SCHEDULE	RPI	RPI	RPI	RPI
DIV. I ONLY	6- 24	320	0- 1	266	303	325	325	24	24	
DIV. I NON-CONF.	3- 10	278	0- 0	281	342	316	316	26	26	
TOTALS	RPI 1-25	RPI 26-50	W-L RECORDS	RPI 51-100	RPI 101-999	RPI 150+				
6- 24	0- 0	0- 0	OVERALL	0- 6	6- 18	6- 17				
3- 10	0- 0	0- 0	HOME	0- 2	3- 8	3- 7				
3- 14	0- 0	0- 0	AWAY	0- 4	3- 10	3- 10				
0- 0	0- 0	0- 0	NEUTRAL	0- 0	0- 0	0- 0				
3- 10	0- 0	0- 0	NON-CONFERENCE	0- 3	3- 7	3- 6				
1- 4	0- 0	0- 0	HOME	0- 1	1- 3	1- 2				
2- 6	0- 0	0- 0	AWAY	0- 2	2- 4	2- 4				
0- 0	0- 0	0- 0	NEUTRAL	0- 0	0- 0	0- 0				
3- 14	0- 0	0- 0	CONFERENCE	0- 3	3- 11	3- 11				
2- 6	0- 0	0- 0	HOME	0- 1	2- 5	2- 5				
1- 8	0- 0	0- 0	AWAY	0- 2	1- 6	1- 6				
0- 0	0- 0	0- 0	NEUTRAL	0- 0	0- 0	0- 0				

RPI S	Opponent	Score	RPI S	Opponent	Score	RPI S	Opponent	Score	RPI S	Opponent	Score	Team's RPI: 325
						59	A Penn	42 85	103	H Hartford	53 84	
						65	A FGCU	42 61	171	A Rider	46 67	
						65	A FGCU	45 58	184	A Liberty	47 58	
						65	H FGCU	35 67	184	H Liberty	39 58	
						79	A West Virginia	50 95	200	A North Ala.	60 72	
						84	H Kent St.	40 57	200	H North Ala.	54 77	
									209	A Stetson	48 74	
									209	H Stetson	47 56	
									229	A Howard	57 77	
									233	A Jacksonville	55 69	
									233	H Jacksonville	56 61	
									234	A North Florida	46 54	
									234	H North Florida	59 78	
									245	H Southeast Mo. St.	58 68	
									249	A Colgate	71 53	
									279	H Vermont	63 71	
									292	A Kennesaw St.	47 70	
									292	H Kennesaw St.	66 60	
									330	A Lipscomb	69 53	
									330	H Lipscomb	80 67	
									341	H Western Caro.	79 71	
									344	A Fairleigh Dickinson	43 64	
									347	A Saint Peter's	57 70	
									351	A LIU Brooklyn	72 51	
LAST 12 Division I GAMES:												
65	A FGCU	45 58	234	H North Florida	59 78	65	A FGCU	42 61	344	A Fairleigh Dickinson	43 64	
234	A North Florida	46 54	292	A Kennesaw St.	47 70	184	A Liberty	47 58	347	A Saint Peter's	57 70	
184	H Liberty	39 58	65	H FGCU	35 67	209	H Stetson	47 56	351	A LIU Brooklyn	72 51	
330	A Lipscomb	69 53	200	H North Ala.	54 77							
233	A Jacksonville	55 69										

Non-Div I Games:

NJIT

■ Loss,
■ Non-Conf,
■ S Site,
■ H Home
■ A Away
N Neutral

Average RPI Win: 240	WON-LOST	WINNING	LAST 10	STRENGTH OF	OPP. STRENGTH	TEAM	ADJ.	CONF.	ADJ CONF.
Average RPI Loss: 171	RECORD	PCT. RANK	GAMES	SCHEDULE	OF SCHEDULE	RPI	RPI	RPI	RPI
DIV. I ONLY	9- 19	266	0- 1	180	256	256	256	18	18
DIV. I NON-CONF.	4- 5	190	0- 0	129	324	173	173	21	21
TOTALS	RPI 1-25	RPI 26-50	W-L RECORDS	RPI 51-100	RPI 101-999	RPI 150+			
9- 19	0- 0	0- 2	OVERALL	0- 3	9- 14	9- 11			
5- 8	0- 0	0- 1	HOME	0- 2	5- 5	5- 3			
4- 11	0- 0	0- 1	AWAY	0- 1	4- 9	4- 8			
0- 0	0- 0	0- 0	NEUTRAL	0- 0	0- 0	0- 0			
4- 5	0- 0	0- 0	NON-CONFERENCE	0- 1	4- 4	4- 3			
2- 2	0- 0	0- 0	HOME	0- 1	2- 1	2- 0			
2- 3	0- 0	0- 0	AWAY	0- 0	2- 3	2- 3			
0- 0	0- 0	0- 0	NEUTRAL	0- 0	0- 0	0- 0			
5- 14	0- 0	0- 2	CONFERENCE	0- 2	5- 10	5- 8			
3- 6	0- 0	0- 1	HOME	0- 1	3- 4	3- 3			
2- 8	0- 0	0- 1	AWAY	0- 1	2- 6	2- 5			
0- 0	0- 0	0- 0	NEUTRAL	0- 0	0- 0	0- 0			

RPI 1-25				RPI 26-50				RPI 51-100				RPI 101+ Team's RPI: 256			
RPI	S	Opponent	Score	RPI	S	Opponent	Score	RPI	S	Opponent	Score	RPI	S	Opponent	Score
				42	A	Bucknell	48 90	59	H	Penn	61 65	117	H	Marist	48 72
				42	H	Bucknell	43 77	72	A	American	44 69	124	A	Lehigh	55 66
								72	H	American	45 58	124	H	Lehigh	38 56
												171	A	Rider	66 60
												173	A	Holy Cross	44 47
												173	H	Holy Cross	54 47
												175	A	Boston U.	55 66
												175	H	Boston U.	35 49
												178	A	Colorado	43 59
												202	H	N.C. A&T	72 49
												216	A	Monmouth	67 68
												235	H	Saint Joseph's	49 48
												249	A	Colgate	62 49
												249	H	Colgate	67 52
												250	A	Norfolk St.	58 65
												267	A	Loyola Maryland	58 46
												267	A	Loyola Maryland	45 58
												267	H	Loyola Maryland	50 55
												291	A	Army West Point	52 55
												291	H	Army West Point	48 60
												297	A	Air Force	54 47
												320	A	Lafayette	42 55
												320	H	Lafayette	65 53
LAST 12 Division I GAMES:															
				267	A	Loyola Maryland	45 58	291	H	Army West Point	48 60				
				72	A	American	44 69	173	A	Holy Cross	44 47				
				267	H	Loyola Maryland	50 55	249	H	Colgate	67 52				
				42	A	Bucknell	48 90	124	A	Lehigh	55 66				
				175	A	Boston U.	55 66	42	H	Bucknell	43 77				
				320	H	Lafayette	65 53	175	H	Boston U.	35 49				

Non-Div I Games: Catholic

81 36

Navy

Nebraska

Through Games Of March 15, 2019

Average RPI Win:	143	WON-LOST	WINNING	LAST 10	STRENGTH OF	OPP. STRENGTH	TEAM	ADJ.	CONF.	ADJ CONF.
Average RPI Loss:	57	RECORD	PCT. RANK	GAMES	SCHEDULE	OF SCHEDULE	RPI	RPI	RPI	RPI
DIV. I ONLY	14- 16	193	0- 1	24	37	94	94	4	4	
DIV. I NON-CONF.	5- 6	177	0- 0	93	23	144	144	6	6	
TOTALS	RPI 1-25	RPI 26-50	W-L RECORDS	RPI 51-100	RPI 101-999	RPI 150+				
14- 16	0- 7	2- 3	OVERALL	3- 3	9- 3	4- 2				
8- 6	0- 3	2- 2	HOME	1- 0	5- 1	3- 0				
5- 9	0- 4	0- 1	AWAY	1- 2	4- 2	1- 2				
1- 1	0- 0	0- 0	NEUTRAL	1- 1	0- 0	0- 0				
5- 6	0- 3	0- 0	NON-CONFERENCE	1- 2	4- 1	3- 1				
4- 1	0- 1	0- 0	HOME	0- 0	4- 0	3- 0				
0- 5	0- 2	0- 0	AWAY	0- 2	0- 1	0- 1				
1- 0	0- 0	0- 0	NEUTRAL	1- 0	0- 0	0- 0				
9- 10	0- 4	2- 3	CONFERENCE	2- 1	5- 2	1- 1				
4- 5	0- 2	2- 2	HOME	1- 0	1- 1	0- 0				
5- 4	0- 2	0- 1	AWAY	1- 0	4- 1	1- 1				
0- 1	0- 0	0- 0	NEUTRAL	0- 1	0- 0	0- 0				

RPI 1-25				RPI 26-50				RPI 51-100 Team's RPI: 94				RPI 101+			
RPI	S	Opponent	Score	RPI	S	Opponent	Score	RPI	S	Opponent	Score	RPI	S	Opponent	Score
3	A	Louisville	68 85	27	H	Rutgers	56 62	66	A	Arkansas	80 84	102	A	Ohio St.	78 69
7	A	Iowa	71 77	43	H	Michigan St.	82 71	82	N	Radford	77 39	106	H	Minnesota	63 57
7	H	Iowa	58 74	46	A	Michigan	61 67	89	A	Purdue	84 64	115	A	Northwestern	71 64
14	A	Maryland	63 89	46	H	Michigan	70 56	89	H	Purdue	67 61	115	H	Northwestern	54 58
14	H	Maryland	63 81	47	H	Indiana	78 82	89	N	Purdue	71 75	145	A	Penn St.	79 74
17	H	Drake	77 83					92	A	Creighton	65 74	150	H	Kansas	58 52
19	A	Miami (FL)	68 82									157	A	Washington St.	84 87
												167	H	Denver	96 71
												185	A	Wisconsin	69 70
												225	A	Illinois	77 67
												298	H	San Jose St.	96 63
												343	H	USC Upstate	87 64
LAST 12 Division I GAMES:															
		89 N Purdue	71 75			89 H Purdue	67 61								
		145 A Penn St.	79 74			46 A Michigan	61 67								
		7 H Iowa	58 74			47 H Indiana	78 82								
		115 A Northwestern	71 64			89 A Purdue	84 64								
		43 H Michigan St.	82 71			185 A Wisconsin	69 70								
		14 A Maryland	63 89			115 H Northwestern	54 58								

Non-Div I Games:

Nebraska

■ Loss,
■ Non-Conf, S Site,
■ Home
■ Away
N Neutral

Average RPI Win: 253	WON-LOST	WINNING	LAST 10	STRENGTH OF	OPP. STRENGTH	TEAM	ADJ.	CONF.	ADJ CONF.
Average RPI Loss: 121	RECORD	PCT. RANK	GAMES	SCHEDULE	OF SCHEDULE	RPI	RPI	RPI	RPI
DIV. I ONLY	11- 19	242	1- 0	188	133	245	245	15	15
DIV. I NON-CONF.	3- 7	256	0- 0	221	115	284	284	12	12
TOTALS	RPI 1-25	RPI 26-50	W-L RECORDS	RPI 51-100	RPI 101-999	RPI 150+			
11- 19	0- 0	0- 3	OVERALL	0- 6	11- 10	10- 7			
6- 9	0- 0	0- 1	HOME	0- 4	6- 4	6- 2			
4- 7	0- 0	0- 1	AWAY	0- 1	4- 5	3- 5			
1- 3	0- 0	0- 1	NEUTRAL	0- 1	1- 1	1- 0			
3- 7	0- 0	0- 0	NON-CONFERENCE	0- 3	3- 4	3- 2			
2- 4	0- 0	0- 0	HOME	0- 2	2- 2	2- 1			
1- 1	0- 0	0- 0	AWAY	0- 0	1- 1	1- 1			
0- 2	0- 0	0- 0	NEUTRAL	0- 1	0- 1	0- 0			
8- 12	0- 0	0- 3	CONFERENCE	0- 3	8- 6	7- 5			
4- 5	0- 0	0- 1	HOME	0- 2	4- 2	4- 1			
3- 6	0- 0	0- 1	AWAY	0- 1	3- 4	2- 4			
1- 1	0- 0	0- 1	NEUTRAL	0- 0	1- 0	1- 0			

RPI 1-25				RPI 26-50				RPI 51-100				RPI 101+ Team's RPI: 245			
RPI	S	Opponent	Score	RPI	S	Opponent	Score	RPI	S	Opponent	Score	RPI	S	Opponent	Score
				38	A	Boise St.	65 80	53	H	Southern California	51 72	119	A	Fresno St.	57 41
				38	H	Boise St.	74 75	56	A	New Mexico	74 85	119	H	Fresno St.	63 79
				38	N	Boise St.	67 72	56	H	New Mexico	64 66	125	N	Northern Ill.	69 98
								62	H	Wyoming	51 55	140	H	Texas Tech	67 86
								74	N	UC Davis	68 84	164	A	Santa Clara	48 56
								91	H	Utah	52 74	178	H	Colorado	52 65
												180	A	Utah St.	76 79
												180	H	Utah St.	59 71
												187	H	Hawaii	79 78
												203	A	UNLV	58 67
												203	H	UNLV	70 62
												207	A	San Diego St.	61 64
												207	H	San Diego St.	74 69
												271	A	Long Beach St.	76 67
												281	A	Colorado St.	62 38
												281	H	Colorado St.	68 57
												297	A	Air Force	74 79
												297	H	Air Force	79 54
												298	A	San Jose St.	52 49
												298	N	San Jose St.	78 68
												337	H	Seattle U	67 54
LAST 12 Division I GAMES:															
				298	N	San Jose St.	78 68	203	A	UNLV	58 67				
				38	N	Boise St.	67 72	119	A	Fresno St.	57 41				
				125	N	Northern Ill.	69 98	207	H	San Diego St.	74 69				
				207	A	San Diego St.	61 64	62	H	Wyoming	51 55				
				297	H	Air Force	79 54	56	A	New Mexico	74 85				
				180	H	Utah St.	59 71	281	H	Colorado St.	68 57				

Non-Div I Games: Stanislaus St. 75 52

Nevada

■ Loss,
 ■ Non-Conf, S Site,
 ■ Home
 ■ Away
 N Neutral

Average RPI Win:	275	WON-LOST	WINNING	LAST 10	STRENGTH OF	OPP. STRENGTH	TEAM	ADJ.	CONF.	ADJ CONF.
Average RPI Loss:	184	RECORD	PCT. RANK	GAMES	SCHEDULE	OF SCHEDULE	RPI	RPI	RPI	RPI
DIV. I ONLY	5- 24	329	0- 1	226	272	319	319	23	23	
DIV. I NON-CONF.	2- 10	311	0- 0	214	286	327	327	24	24	
TOTALS	RPI 1-25	RPI 26-50	W-L RECORDS	RPI 51-100	RPI 101-999	RPI 150+				
5- 24	0- 0	0- 0	OVERALL	0- 5	5- 19	5- 13				
3- 10	0- 0	0- 0	HOME	0- 2	3- 8	3- 6				
2- 14	0- 0	0- 0	AWAY	0- 3	2- 11	2- 7				
0- 0	0- 0	0- 0	NEUTRAL	0- 0	0- 0	0- 0				
2- 10	0- 0	0- 0	NON-CONFERENCE	0- 2	2- 8	2- 6				
2- 3	0- 0	0- 0	HOME	0- 1	2- 2	2- 2				
0- 7	0- 0	0- 0	AWAY	0- 1	0- 6	0- 4				
0- 0	0- 0	0- 0	NEUTRAL	0- 0	0- 0	0- 0				
3- 14	0- 0	0- 0	CONFERENCE	0- 3	3- 11	3- 7				
1- 7	0- 0	0- 0	HOME	0- 1	1- 6	1- 4				
2- 7	0- 0	0- 0	AWAY	0- 2	2- 5	2- 3				
0- 0	0- 0	0- 0	NEUTRAL	0- 0	0- 0	0- 0				

RPI S	Opponent	Score	RPI S	Opponent	Score	RPI S	Opponent	Score	RPI S	Opponent	Score	Team's RPI: 319
						52	H Princeton	42 90	103	A Hartford	49 56	
						54	A Maine	36 69	103	H Hartford	48 66	
						54	A Maine	46 67	106	A Minnesota	47 70	
						54	H Maine	45 69	114	A South Fla.	36 79	
						97	A Northeastern	54 69	139	A Stony Brook	37 67	
									139	H Stony Brook	63 82	
									173	H Holy Cross	74 62	
									175	A Boston U.	39 60	
									192	H Sacred Heart	60 71	
									211	H Dartmouth	42 62	
									236	A Albany (NY)	41 59	
									236	H Albany (NY)	53 78	
									254	A Binghamton	54 53	
									254	H Binghamton	62 71	
									279	A Vermont	60 69	
									279	H Vermont	50 51	
									282	A Brown	70 76	
									294	H Bryant	79 74	
									305	A UMBC	62 64	
									305	H UMBC	47 55	
									322	A North Dakota St.	51 56	
									327	A UMass Lowell	56 53	
									327	H UMass Lowell	54 46	
									328	A Central Conn. St.	47 56	
LAST 12 Division I GAMES:												
			54	A Maine	36 69		254	A Binghamton	54	53		
			305	H UMBC	47 55		327	H UMass Lowell	54	46		
			236	H Albany (NY)	53 78		54	H Maine	45	69		
			103	A Hartford	49 56		236	A Albany (NY)	41	59		
			139	A Stony Brook	37 67		305	A UMBC	62	64		
			279	H Vermont	50 51		103	H Hartford	48	66		

Non-Div I Games: U New England 68 44

New Hampshire

Loss, Non-Conf, S Site, H Home A Away N Neutral

Average RPI Win:	190	WON-LOST	WINNING	LAST 10	STRENGTH OF	OPP. STRENGTH	TEAM	ADJ.	CONF.	ADJ CONF.
Average RPI Loss:	137	RECORD	PCT. RANK	GAMES	SCHEDULE	OF SCHEDULE	RPI	RPI	RPI	RPI
DIV. I ONLY	24- 6	28	0- 1	163	141	56	56	15	15	
DIV. I NON-CONF.	10- 1	17	0- 0	66	185	22	22	12	12	
TOTALS	RPI 1-25	RPI 26-50	W-L RECORDS	RPI 51-100	RPI 101-999	RPI 150+				
24- 6	0- 0	0- 2	OVERALL	3- 0	21- 4	16- 3				
16- 1	0- 0	0- 1	HOME	2- 0	14- 0	11- 0				
8- 4	0- 0	0- 1	AWAY	1- 0	7- 3	5- 2				
0- 1	0- 0	0- 0	NEUTRAL	0- 0	0- 1	0- 1				
10- 1	0- 0	0- 1	NON-CONFERENCE	1- 0	9- 0	5- 0				
7- 1	0- 0	0- 1	HOME	1- 0	6- 0	4- 0				
3- 0	0- 0	0- 0	AWAY	0- 0	3- 0	1- 0				
0- 0	0- 0	0- 0	NEUTRAL	0- 0	0- 0	0- 0				
14- 5	0- 0	0- 1	CONFERENCE	2- 0	12- 4	11- 3				
9- 0	0- 0	0- 0	HOME	1- 0	8- 0	7- 0				
5- 4	0- 0	0- 1	AWAY	1- 0	4- 3	4- 2				
0- 1	0- 0	0- 0	NEUTRAL	0- 0	0- 1	0- 1				

RPI 1-25	RPI 26-50	RPI 51-100	Team's RPI: 56	RPI 101+
RPI S Opponent Score	RPI S Opponent Score	RPI S Opponent Score		RPI S Opponent Score
	38 Boise St. 66 70	62 Wyoming 78 75		103 Hartford 72 65
	48 Auburn 76 79	62 Wyoming 57 50		110 Houston 89 84
		64 SFA 74 33		119 Fresno St. 70 77
				119 Fresno St. 82 73
				130 New Mexico St. 75 50
				130 New Mexico St. 83 58
				154 Oklahoma 84 80
				163 Texas St. 82 51
				180 Utah St. 68 64
				180 Utah St. 74 56
				203 UNLV 57 66
				203 UNLV 80 77
				207 San Diego St. 59 61
				207 San Diego St. 70 62
				207 N San Diego St. 61 70
				222 Northern Ariz. 84 55
				245 Nevada 66 64
				245 Nevada 85 74
				258 UTEP 69 51
				266 Sacramento St. 85 53
				281 Colorado St. 79 56
				281 Colorado St. 70 58
				297 Air Force 78 57
				298 San Jose St. 79 60
				298 San Jose St. 110 72
LAST 12 Division I GAMES:				
	207 N San Diego St. 61 70	281 Colorado St. 79 56		
	64 SFA 74 33	298 San Jose St. 110 72		
	103 Hartford 72 65	180 Utah St. 74 56		
	48 Auburn 76 79	119 Fresno St. 70 77		
	62 Wyoming 57 50	298 San Jose St. 79 60		
	38 Boise St. 66 70	245 Nevada 85 74		

Non-Div I Games:

New Mexico

Loss, Non-Conf, S Site, Home Away N Neutral

Average RPI Win:	275	WON-LOST	WINNING	LAST 10	STRENGTH OF	OPP. STRENGTH	TEAM	ADJ.	CONF.	ADJ CONF.
Average RPI Loss:	142	RECORD	PCT. RANK	GAMES	SCHEDULE	OF SCHEDULE	RPI	RPI	RPI	RPI
DIV. I ONLY	23- 6	32	1- 0	320	331	130	130	30	30	
DIV. I NON-CONF.	6- 5	143	0- 0	167	301	148	148	30	30	
TOTALS	RPI 1-25	RPI 26-50	W-L RECORDS	RPI 51-100	RPI 101-999	RPI 150+				
23- 6	0- 0	0- 0	OVERALL	0- 3	23- 3	23- 2				
9- 2	0- 0	0- 0	HOME	0- 1	9- 1	9- 0				
11- 3	0- 0	0- 0	AWAY	0- 1	11- 2	11- 2				
3- 1	0- 0	0- 0	NEUTRAL	0- 1	3- 0	3- 0				
6- 5	0- 0	0- 0	NON-CONFERENCE	0- 3	6- 2	6- 1				
1- 2	0- 0	0- 0	HOME	0- 1	1- 1	1- 0				
4- 2	0- 0	0- 0	AWAY	0- 1	4- 1	4- 1				
1- 1	0- 0	0- 0	NEUTRAL	0- 1	1- 0	1- 0				
17- 1	0- 0	0- 0	CONFERENCE	0- 0	17- 1	17- 1				
8- 0	0- 0	0- 0	HOME	0- 0	8- 0	8- 0				
7- 1	0- 0	0- 0	AWAY	0- 0	7- 1	7- 1				
2- 0	0- 0	0- 0	NEUTRAL	0- 0	2- 0	2- 0				

RPI S	Opponent	Score	RPI S	Opponent	Score	RPI S	Opponent	Score	RPI S	Opponent	Score	Team's RPI: 130
						56 A	New Mexico	58 83	142 H	Abilene Christian	46 58	
						56 H	New Mexico	50 75	158 A	UC Riverside	64 65	
						95 N	South Alabama	67 68	167 H	Denver	66 64	
									213 A	California Baptist	92 64	
									213 H	California Baptist	76 69	
									214 A	UTRGV	70 67	
									214 H	UTRGV	71 63	
									228 A	UMKC	90 86	
									228 H	UMKC	68 61	
									228 N	UMKC	91 80	
									251 A	A&M-Corpus Christi	67 65	
									258 A	UTEP	69 65	
									270 A	Western Mich.	66 54	
									276 A	CSU Bakersfield	61 59	
									276 H	CSU Bakersfield	61 48	
									289 A	UC Santa Barbara	81 73	
									293 A	Utah Valley	72 63	
									293 H	Utah Valley	58 52	
									337 A	Seattle U	83 72	
									337 H	Seattle U	75 55	
									342 A	Grand Canyon	51 54	
									342 H	Grand Canyon	81 52	
									348 A	Chicago St.	87 66	
									348 H	Chicago St.	77 54	
									348 N	Chicago St.	90 54	
									350 N	Alcorn	82 64	
LAST 12 Division I GAMES:												
			348 N	Chicago St.	90 54		214 A	UTRGV	70 67			
			228 N	UMKC	91 80		337 A	Seattle U	83 72			
			350 N	Alcorn	82 64		293 A	Utah Valley	72 63			
			213 A	California Baptist	92 64		342 H	Grand Canyon	81 52			
			348 H	Chicago St.	77 54		276 H	CSU Bakersfield	61 48			
			228 H	UMKC	68 61		348 A	Chicago St.	87 66			

Non-Div I Games: Tex. Permian Basin 70 38 Northern N.M. 101 51

New Mexico St.

Loss, Non-Conf, S Site, H Home A Away N Neutral

Average RPI Win:	299	WON-LOST	WINNING	LAST 10	STRENGTH OF	OPP. STRENGTH	TEAM	ADJ.	CONF.	ADJ CONF.
Average RPI Loss:	180	RECORD	PCT. RANK	GAMES	SCHEDULE	OF SCHEDULE	RPI	RPI	RPI	RPI
DIV. I ONLY	9- 16	249	0- 1	319	282	288	288	25	25	
DIV. I NON-CONF.	1- 5	311	0- 0	185	71	255	255	22	22	
TOTALS	RPI 1-25	RPI 26-50	W-L RECORDS	RPI 51-100	RPI 101-999	RPI 150+				
9- 16	0- 1	0- 1	OVERALL	0- 2	9- 12	9- 10				
5- 5	0- 0	0- 0	HOME	0- 1	5- 4	5- 3				
4- 10	0- 1	0- 1	AWAY	0- 1	4- 7	4- 6				
0- 1	0- 0	0- 0	NEUTRAL	0- 0	0- 1	0- 1				
1- 5	0- 1	0- 1	NON-CONFERENCE	0- 0	1- 3	1- 2				
0- 1	0- 0	0- 0	HOME	0- 0	0- 1	0- 1				
1- 4	0- 1	0- 1	AWAY	0- 0	1- 2	1- 1				
0- 0	0- 0	0- 0	NEUTRAL	0- 0	0- 0	0- 0				
8- 11	0- 0	0- 0	CONFERENCE	0- 2	8- 9	8- 8				
5- 4	0- 0	0- 0	HOME	0- 1	5- 3	5- 2				
3- 6	0- 0	0- 0	AWAY	0- 1	3- 5	3- 5				
0- 1	0- 0	0- 0	NEUTRAL	0- 0	0- 1	0- 1				

RPI S	Opponent	Score	RPI S	Opponent	Score	RPI S	Opponent	Score	RPI S	Opponent	Score	Team's RPI: 288
19	A Miami (FL)	38 78	34	A Rice	56 67	51	H Lamar University	57 79	126	A Pittsburgh	38 90	
						64	A SFA	38 97	142	H Abilene Christian	52 59	
									165	A Nicholls St.	58 66	
									165	H Nicholls St.	62 76	
									181	A Sam Houston St.	62 86	
									217	A Xavier	45 61	
									232	A Memphis	66 59	
									251	A A&M-Corpus Christi	51 57	
									251	H A&M-Corpus Christi	56 54	
									251 N	A&M-Corpus Christi	47 69	
									277	H Central Ark.	60 62	
									300	H La.-Monroe	44 57	
									308	A Incarnate Word	69 81	
									308	H Incarnate Word	58 55	
									312	A McNeese	64 60	
									312	H McNeese	88 76	
									316	A Northwestern St.	67 62	
									316	H Northwestern St.	84 73	
									323	A Southeastern La.	61 58	
									323	H Southeastern La.	46 45	
									332	A Houston Baptist	74 83	
LAST 12 Division I GAMES:												
251 N	A&M-Corpus Christi	47 69	251	H A&M-Corpus Christi	56 54							
323	H Southeastern La.	46 45	165	H Nicholls St.	62 76							
165	A Nicholls St.	58 66	316	H Northwestern St.	84 73							
181	A Sam Houston St.	62 86	308	H Incarnate Word	58 55							
312	A McNeese	64 60	316	A Northwestern St.	67 62							
323	A Southeastern La.	61 58	308	A Incarnate Word	69 81							

Non-Div I Games: Dillard 68 59 Centenary (LA) 104 42 Trinity Baptist 93 38

New Orleans

Loss, Non-Conf, S Site, H Home A Away N Neutral

Niagara

Through Games Of March 15, 2019

Average RPI Win:	298	WON-LOST	WINNING	LAST 10	STRENGTH OF	OPP. STRENGTH	TEAM	ADJ.	CONF.	ADJ CONF.
Average RPI Loss:	160	RECORD	PCT. RANK	GAMES	SCHEDULE	OF SCHEDULE	RPI	RPI	RPI	RPI
DIV. I ONLY	12- 19	236	0- 1	277	247	274	274	26	26	
DIV. I NON-CONF.	4- 8	241	0- 0	195	139	257	257	27	27	
TOTALS	RPI 1-25	RPI 26-50	W-L RECORDS	RPI 51-100	RPI 101-999	RPI 150+				
12- 19	0- 2	0- 3	OVERALL	0- 1	12- 13	12- 10				
8- 6	0- 0	0- 1	HOME	0- 0	8- 5	8- 4				
3- 11	0- 2	0- 2	AWAY	0- 1	3- 6	3- 5				
1- 2	0- 0	0- 0	NEUTRAL	0- 0	1- 2	1- 1				
4- 8	0- 2	0- 1	NON-CONFERENCE	0- 1	4- 4	4- 3				
3- 2	0- 0	0- 0	HOME	0- 0	3- 2	3- 2				
0- 5	0- 2	0- 1	AWAY	0- 1	0- 1	0- 1				
1- 1	0- 0	0- 0	NEUTRAL	0- 0	1- 1	1- 0				
8- 11	0- 0	0- 2	CONFERENCE	0- 0	8- 9	8- 7				
5- 4	0- 0	0- 1	HOME	0- 0	5- 3	5- 2				
3- 6	0- 0	0- 1	AWAY	0- 0	3- 5	3- 4				
0- 1	0- 0	0- 0	NEUTRAL	0- 0	0- 1	0- 1				

RPI 1-25				RPI 26-50				RPI 51-100				RPI 101+ Team's RPI: 274			
RPI	S	Opponent	Score	RPI	S	Opponent	Score	RPI	S	Opponent	Score	RPI	S	Opponent	Score
10	A	Syracuse	45 94	33	A	Buffalo	61 88	79	A	West Virginia	32 84	117	A	Marist	69 82
11	A	Iowa St.	35 95	39	A	Quinnipiac	42 62					117	H	Marist	58 87
				39	H	Quinnipiac	55 96					137	N	Yale	64 67
												171	H	Rider	64 79
												216	A	Monmouth	54 76
												216	H	Monmouth	81 88
												229	H	Howard	61 68
												235	A	Saint Joseph's	54 68
												249	H	Colgate	74 69
												254	H	Binghamton	79 72
												262	H	St. Bonaventure	48 76
												265	A	Manhattan	58 54
												265	H	Manhattan	61 51
												278	A	Siena	61 67
												285	A	Fairfield	54 55
												285	H	Fairfield	71 68
												285	N	Fairfield	69 74
												286	A	Canisius	51 52
												286	H	Canisius	74 52
												311	N	Morgan St.	67 57
												313	H	Coppin St.	71 69
												324	A	Iona	58 46
												324	H	Iona	72 53
												347	A	Saint Peter's	75 66
												347	H	Saint Peter's	81 57
LAST 12 Division I GAMES:															
				285	N	Fairfield	69 74					216	H	Monmouth	81 88
				311	N	Morgan St.	67 57					278	A	Siena	61 67
				137	N	Yale	64 67					286	H	Canisius	74 52
				117	A	Marist	69 82					285	A	Fairfield	54 55
				286	A	Canisius	51 52					39	A	Quinnipiac	42 62
				171	H	Rider	64 79					324	H	Iona	72 53

Non-Div I Games:

Niagara

■ Loss,
 ■ Non-Conf,
 ■ S Site,
 ■ Home
 ■ A Away
 N Neutral

Average RPI Win:	291	WON-LOST	WINNING	LAST 10	STRENGTH OF	OPP. STRENGTH	TEAM	ADJ.	CONF.	ADJ CONF.
Average RPI Loss:	130	RECORD	PCT. RANK	GAMES	SCHEDULE	OF SCHEDULE	RPI	RPI	RPI	RPI
DIV. I ONLY	18- 11	107	0- 1	321	263	165	165	25	25	
DIV. I NON-CONF.	4- 6	212	0- 0	197	98	164	164	22	22	
TOTALS	RPI 1-25	RPI 26-50	W-L RECORDS	RPI 51-100	RPI 101-999	RPI 150+				
18- 11	0- 1	0- 1	OVERALL	0- 3	18- 6	18- 4				
9- 1	0- 0	0- 0	HOME	0- 0	9- 1	9- 1				
8- 8	0- 1	0- 1	AWAY	0- 3	8- 3	8- 2				
1- 2	0- 0	0- 0	NEUTRAL	0- 0	1- 2	1- 1				
4- 6	0- 1	0- 1	NON-CONFERENCE	0- 1	4- 3	4- 2				
1- 0	0- 0	0- 0	HOME	0- 0	1- 0	1- 0				
2- 5	0- 1	0- 1	AWAY	0- 1	2- 2	2- 2				
1- 1	0- 0	0- 0	NEUTRAL	0- 0	1- 1	1- 0				
14- 5	0- 0	0- 0	CONFERENCE	0- 2	14- 3	14- 2				
8- 1	0- 0	0- 0	HOME	0- 0	8- 1	8- 1				
6- 3	0- 0	0- 0	AWAY	0- 2	6- 1	6- 0				
0- 1	0- 0	0- 0	NEUTRAL	0- 0	0- 1	0- 1				

RPI 1-25				RPI 26-50				RPI 51-100				RPI 101+ Team's RPI: 165			
RPI	S	Opponent	Score	RPI	S	Opponent	Score	RPI	S	Opponent	Score	RPI	S	Opponent	Score
2	A	Baylor	39 100	48	A	Auburn	59 80	51	A	Lamar University	65 78	138	N	Delaware	56 71
								64	A	SFA	62 70	142	A	Abilene Christian	66 76
								87	A	LSU	44 76	163	A	Texas St.	67 72
												169	A	Tulane	46 71
												181	H	Sam Houston St.	84 81
												226	N	Texas Southern	58 57
												251	H	A&M-Corpus Christi	85 55
												251	N	A&M-Corpus Christi	56 69
												258	A	UTEP	58 56
												277	A	Central Ark.	64 60
												277	H	Central Ark.	68 52
												288	A	New Orleans	76 62
												288	H	New Orleans	66 58
												300	A	La.-Monroe	55 54
												308	H	Incarnate Word	86 62
												312	A	McNeese	78 55
												312	H	McNeese	68 69
												316	A	Northwestern St.	89 67
												316	H	Northwestern St.	97 86
												323	A	Southeastern La.	73 66
												323	H	Southeastern La.	72 55
												329	H	Mississippi Val.	72 47
												332	A	Houston Baptist	58 55
												332	H	Houston Baptist	77 54
LAST 12 Division I GAMES:															
				251	N	A&M-Corpus Christi	56 69		312	A	McNeese	78 55			
				138	N	Delaware	56 71		277	H	Central Ark.	68 52			
				163	A	Texas St.	67 72		181	H	Sam Houston St.	84 81			
				323	H	Southeastern La.	72 55		332	A	Houston Baptist	58 55			
				316	A	Northwestern St.	89 67		142	A	Abilene Christian	66 76			
				288	H	New Orleans	66 58		288	A	New Orleans	76 62			

Non-Div I Games: Southern-N.O. 86 49 William Carey 86 45

Nicholls St.

Loss, Non-Conf, S Site, H Home A Away N Neutral

Non-Conference				Through Games Of March 15, 2015						
Average RPI Win:	285	WON-LOST	WINNING	LAST 10	STRENGTH OF	OPP. STRENGTH	TEAM	ADJ.	CONF.	ADJ CONF.
Average RPI Loss:	205	RECORD	PCT. RANK	GAMES	SCHEDULE	OF SCHEDULE	RPI	RPI	RPI	RPI
DIV. I ONLY	15- 14	157	2- 0	332	334	250	250	32	32	
DIV. I NON-CONF.	3- 8	267	0- 0	272	189	296	296	32	32	

TOTALS	RPI 1-25	RPI 26-50		W-L RECORDS		RPI 51-100		RPI 101-999		RPI 150+
15- 14	0- 0	0- 0		OVERALL		0- 0		15- 14		15- 10
7- 5	0- 0	0- 0		HOME		0- 0		7- 5		7- 5
5- 9	0- 0	0- 0		AWAY		0- 0		5- 9		5- 5
3- 0	0- 0	0- 0		NEUTRAL		0- 0		3- 0		3- 0
3- 8	0- 0	0- 0		NON-CONFERENCE		0- 0		3- 8		3- 4
2- 2	0- 0	0- 0		HOME		0- 0		2- 2		2- 2
0- 6	0- 0	0- 0		AWAY		0- 0		0- 6		0- 2
1- 0	0- 0	0- 0		NEUTRAL		0- 0		1- 0		1- 0
12- 6	0- 0	0- 0		CONFERENCE		0- 0		12- 6		12- 6
5- 3	0- 0	0- 0		HOME		0- 0		5- 3		5- 3
5- 3	0- 0	0- 0		AWAY		0- 0		5- 3		5- 3
2- 0	0- 0	0- 0		NEUTRAL		0- 0		2- 0		2- 0

[illegible]

Non-Div I Games:	Cheyney	93	40	Saint Augustine's	71	38
------------------	---------	----	----	-------------------	----	----

Norfolk St.

Loss, Non-Conf, S Site, H Home A Away N Neutral

RPI	S	Opponent	Score	
345	A	Savannah St.	78	42
346	A	Florida A&M	69	45
346	H	Florida A&M	60	58

Norfolk St.

N
o
r
f
o
l
k
S
t
.

N
o
r
f
o
l
k
S
t
.

Average RPI Win:	276	WON-LOST	WINNING	LAST 10	STRENGTH OF	OPP. STRENGTH	TEAM	ADJ.	CONF.	ADJ CONF.
Average RPI Loss:	181	RECORD	PCT. RANK	GAMES	SCHEDULE	OF SCHEDULE	RPI	RPI	RPI	RPI
DIV. I ONLY	15- 8	92	0- 1	346	269	200	200	24	24	
DIV. I NON-CONF.	5- 1	37	0- 0	351	248	196	196	26	26	
TOTALS	RPI 1-25	RPI 26-50	W-L RECORDS	RPI 51-100	RPI 101-999	RPI 150+				
15- 8	0- 0	0- 0	OVERALL	0- 2	15- 6	15- 6				
7- 3	0- 0	0- 0	HOME	0- 1	7- 2	7- 2				
6- 5	0- 0	0- 0	AWAY	0- 1	6- 4	6- 4				
2- 0	0- 0	0- 0	NEUTRAL	0- 0	2- 0	2- 0				
5- 1	0- 0	0- 0	NON-CONFERENCE	0- 0	5- 1	5- 1				
1- 0	0- 0	0- 0	HOME	0- 0	1- 0	1- 0				
2- 1	0- 0	0- 0	AWAY	0- 0	2- 1	2- 1				
2- 0	0- 0	0- 0	NEUTRAL	0- 0	2- 0	2- 0				
10- 7	0- 0	0- 0	CONFERENCE	0- 2	10- 5	10- 5				
6- 3	0- 0	0- 0	HOME	0- 1	6- 2	6- 2				
4- 4	0- 0	0- 0	AWAY	0- 1	4- 3	4- 3				
0- 0	0- 0	0- 0	NEUTRAL	0- 0	0- 0	0- 0				

RPI 1-25				RPI 26-50				RPI 51-100				RPI 101+ Team's RPI: 200					
RPI	S	Opponent	Score	RPI	S	Opponent	Score	RPI	S	Opponent	Score	RPI	S	Opponent	Score		
								65	A	FGCU	51	76	184	A	Liberty	48	61
								65	H	FGCU	52	68	184	H	Liberty	57	61
													209	A	Stetson	59	69
													209	H	Stetson	71	55
													210	A	Vanderbilt	74	71
													217	A	Xavier	81	94
													233	A	Jacksonville	62	59
													233	H	Jacksonville	68	59
													234	A	North Florida	70	64
													234	H	North Florida	77	62
													234	H	North Florida	53	55
													245	N	Southeast Mo. St.	80	67
													269	H	Alabama St.	68	42
													292	A	Kennesaw St.	72	74
													292	H	Kennesaw St.	80	55
													325	A	NJIT	77	54
													325	H	NJIT	72	60
													329	A	Mississippi Val.	86	72
													330	A	Lipscomb	81	60
													330	H	Lipscomb	71	50
													341	N	Western Caro.	89	66
LAST 12 Division I GAMES:																	
234	H	North Florida	53	55	184	H	Liberty	57	61								
184	A	Liberty	48	61	234	H	North Florida	77	62								
330	H	Lipscomb	71	50	65	A	FGCU	51	76								
233	H	Jacksonville	68	59	330	A	Lipscomb	81	60								
209	A	Stetson	59	69	325	A	NJIT	77	54								
292	A	Kennesaw St.	72	74	292	H	Kennesaw St.	80	55								

Non-Div I Games: Stillman 99 43 Martin Methodist 79 48 Lane 98 57 Blue Mountain (MS) 70 42 North Ala.

Loss, Non-Conf, S Site, H Home A Away N Neutral

North Carolina

Through Games Of March 15, 2019

Average RPI Win:	106	WON-LOST	WINNING	LAST 10	STRENGTH OF	OPP. STRENGTH	TEAM	ADJ.	CONF.	ADJ CONF.
Average RPI Loss:	54	RECORD	PCT. RANK	GAMES	SCHEDULE	OF SCHEDULE	RPI	RPI	RPI	RPI
DIV. I ONLY	18- 14	137	1- 0	9	10	37	37	1	1	
DIV. I NON-CONF.	9- 5	104	0- 0	40	79	52	52	1	1	
TOTALS	RPI 1-25	RPI 26-50	W-L RECORDS	RPI 51-100	RPI 101-999	RPI 150+				
18- 14	2- 7	3- 1	OVERALL	6- 3	7- 3	3- 1				
10- 4	1- 2	0- 0	HOME	4- 2	5- 0	2- 0				
4- 7	1- 3	1- 0	AWAY	1- 1	1- 3	1- 1				
4- 3	0- 2	2- 1	NEUTRAL	1- 0	1- 0	0- 0				
9- 5	0- 1	2- 1	NON-CONFERENCE	2- 1	5- 2	3- 1				
5- 1	0- 0	0- 0	HOME	2- 1	3- 0	2- 0				
1- 2	0- 0	0- 0	AWAY	0- 0	1- 2	1- 1				
3- 2	0- 1	2- 1	NEUTRAL	0- 0	1- 0	0- 0				
9- 9	2- 6	1- 0	CONFERENCE	4- 2	2- 1	0- 0				
5- 3	1- 2	0- 0	HOME	2- 1	2- 0	0- 0				
3- 5	1- 3	1- 0	AWAY	1- 1	0- 1	0- 0				
1- 1	0- 1	0- 0	NEUTRAL	1- 0	0- 0	0- 0				

RPI S	Opponent	Score	RPI S	Opponent	Score	RPI S	Opponent	Score	RPI S	Opponent	Score
1	H Notre Dame	78 73	34	N Rice	71 50	54	H Maine	73 85	102	A Ohio St.	69 76
1	N Notre Dame	77 95	35	N UCLA	83 49	67	H Georgia Tech	91 90	114	N South Fla.	71 69
3	A Louisville	66 73	48	N Auburn	81 86	67	N Georgia Tech	80 73	123	H UNCW	82 55
9	A NC State	64 51	50	A Clemson	70 64	73	A Virginia Tech	81 69	126	A Pittsburgh	78 91
9	H NC State	69 74				78	A Duke	44 62	133	H Boston College	93 78
10	A Syracuse	77 90				78	H Duke	69 85	148	H Wake Forest	84 61
19	A Miami (FL)	68 76				84	H Kent St.	73 60	178	A Colorado	74 86
21	H Florida St.	63 64				93	H VCU	59 47	229	H Howard	85 63
22	N Kentucky	75 85				98	H Virginia	70 53	239	A Elon	100 69
									309	H UNC Greensboro	83 62
LAST 12 Division I GAMES:											
67	N Georgia Tech	80 73	126	A Pittsburgh	78 91						
1	N Notre Dame	77 95	50	A Clemson	70 64						
78	A Duke	44 62	78	H Duke	69 85						
9	H NC State	69 74	9	A NC State	64 51						
133	H Boston College	93 78	67	H Georgia Tech	91 90						
98	H Virginia	70 53	1	H Notre Dame	78 73						

Non-Div I Games:

North Carolina

Loss, Non-Conf, S Site, H Home A Away N Neutral

North Dakota

Through Games Of March 15, 2019

Average RPI Win:	273	WON-LOST	WINNING	LAST 10	STRENGTH OF	OPP. STRENGTH	TEAM	ADJ.	CONF.	ADJ CONF.
Average RPI Loss:	133	RECORD	PCT. RANK	GAMES	SCHEDULE	OF SCHEDULE	RPI	RPI	RPI	RPI
DIV. I ONLY	11- 19	242	1- 1	216	173	223	223	19	19	
DIV. I NON-CONF.	4- 8	241	0- 0	224	91	199	199	18	18	
TOTALS	RPI 1-25	RPI 26-50	W-L RECORDS	RPI 51-100	RPI 101-999	RPI 150+				
11- 19	0- 2	0- 5	OVERALL	0- 1	11- 11	11- 9				
3- 6	0- 0	0- 2	HOME	0- 0	3- 4	3- 4				
5- 12	0- 2	0- 2	AWAY	0- 1	5- 7	5- 5				
3- 1	0- 0	0- 1	NEUTRAL	0- 0	3- 0	3- 0				
4- 8	0- 2	0- 0	NON-CONFERENCE	0- 1	4- 5	4- 3				
0- 1	0- 0	0- 0	HOME	0- 0	0- 1	0- 1				
2- 7	0- 2	0- 0	AWAY	0- 1	2- 4	2- 2				
2- 0	0- 0	0- 0	NEUTRAL	0- 0	2- 0	2- 0				
7- 11	0- 0	0- 5	CONFERENCE	0- 0	7- 6	7- 6				
3- 5	0- 0	0- 2	HOME	0- 0	3- 3	3- 3				
3- 5	0- 0	0- 2	AWAY	0- 0	3- 3	3- 3				
1- 1	0- 0	0- 1	NEUTRAL	0- 0	1- 0	1- 0				

RPI	S	Opponent	Score	RPI	S	Opponent	Score	RPI	S	Opponent	Score	RPI	S	Opponent	Score	Team's RPI: 223
10	A	Syracuse	49 85	26	A	South Dakota St.	58 81	83	A	UNI	60 64	131	A	Illinois St.	55 67	
11	A	Iowa St.	35 87	26	H	South Dakota St.	48 66					145	A	Penn St.	68 75	
				40	A	South Dakota	54 87					159	A	Oral Roberts	75 67	
				40	H	South Dakota	50 80					159	H	Oral Roberts	58 80	
				40	N	South Dakota	61 84					167	A	Denver	66 87	
												167	H	Denver	91 92	
												167	N	Denver	80 67	
												198	H	Milwaukee	46 64	
												204	A	Massachusetts	59 52	
												209	A	Stetson	63 74	
												242	A	Western Ill.	90 111	
												242	H	Western Ill.	80 92	
												253	N	San Francisco	100 97	
												260	A	Rhode Island	63 77	
												270	N	Western Mich.	62 50	
												303	A	Valparaiso	62 56	
												322	A	North Dakota St.	57 69	
												322	H	North Dakota St.	70 58	
												326	A	Omaha	69 68	
												326	H	Omaha	68 57	
												334	A	Purdue Fort Wayne	74 58	
												334	H	Purdue Fort Wayne	79 60	
LAST 12 Division I GAMES:																
		167	N	Denver	80	67				26	A	South Dakota St.	58	81		
		40	N	South Dakota	61	84				322	H	North Dakota St.	70	58		
		40	A	South Dakota	54	87				326	A	Omaha	69	68		
		334	A	Purdue Fort Wayne	74	58				242	A	Western Ill.	90	111		
		167	H	Denver	91	92				40	H	South Dakota	50	80		
		159	H	Oral Roberts	58	80				322	A	North Dakota St.	57	69		

Non-Div I Games: Mayville St. 84 50

North Dakota

Loss, Non-Conf, S Site, H Home A Away N Neutral

Average RPI Win:	291	WON-LOST	WINNING	LAST 10	STRENGTH OF	OPP. STRENGTH	TEAM	ADJ.	CONF.	ADJ CONF.
Average RPI Loss:	160	RECORD	PCT. RANK	GAMES	SCHEDULE	OF SCHEDULE	RPI	RPI	RPI	RPI
DIV. I ONLY	6- 22	311	0- 1	263	205	322	322	19	19	
DIV. I NON-CONF.	2- 9	297	0- 0	300	199	333	333	18	18	
TOTALS	RPI 1-25	RPI 26-50	W-L RECORDS	RPI 51-100	RPI 101-999	RPI 150+				
6- 22	0- 0	0- 5	OVERALL	0- 1	6- 16	6- 14				
5- 7	0- 0	0- 2	HOME	0- 1	5- 4	5- 4				
1- 12	0- 0	0- 2	AWAY	0- 0	1- 10	1- 8				
0- 3	0- 0	0- 1	NEUTRAL	0- 0	0- 2	0- 2				
2- 9	0- 0	0- 0	NON-CONFERENCE	0- 1	2- 8	2- 6				
1- 3	0- 0	0- 0	HOME	0- 1	1- 2	1- 2				
1- 4	0- 0	0- 0	AWAY	0- 0	1- 4	1- 2				
0- 2	0- 0	0- 0	NEUTRAL	0- 0	0- 2	0- 2				
4- 13	0- 0	0- 5	CONFERENCE	0- 0	4- 8	4- 8				
4- 4	0- 0	0- 2	HOME	0- 0	4- 2	4- 2				
0- 8	0- 0	0- 2	AWAY	0- 0	0- 6	0- 6				
0- 1	0- 0	0- 1	NEUTRAL	0- 0	0- 0	0- 0				

RPI 1-25				RPI 26-50				RPI 51-100				RPI 101+				Team's RPI: 322	
RPI	S	Opponent	Score	RPI	S	Opponent	Score	RPI	S	Opponent	Score	RPI	S	Opponent	Score		
				26	A	South Dakota St.	33 86	92	H	Creighton	51 86	101	A	Pacific	68 75		
				26	H	South Dakota St.	48 88					125	A	Northern Ill.	63 81		
				40	A	South Dakota	57 76					159	A	Oral Roberts	72 101		
				40	H	South Dakota	41 67					159	H	Oral Roberts	54 65		
				40	N	South Dakota	51 74					167	A	Denver	54 81		
												167	H	Denver	67 87		
												176	N	North Texas	78 92		
												185	A	Wisconsin	53 64		
												198	H	Milwaukee	55 57		
												209	A	Stetson	59 60		
												223	A	North Dakota	58 70		
												223	H	North Dakota	69 57		
												228	H	UMKC	59 69		
												242	A	Western Ill.	70 82		
												242	H	Western Ill.	68 60		
												253	N	San Francisco	42 75		
												303	A	Valparaiso	51 48		
												319	H	New Hampshire	56 51		
												326	A	Omaha	61 78		
												326	H	Omaha	55 48		
												334	A	Purdue Fort Wayne	46 66		
												334	H	Purdue Fort Wayne	70 54		
LAST 12 Division I GAMES:																	
				40	N	South Dakota	51 74	167	H	Denver	67 87						
				334	A	Purdue Fort Wayne	46 66	223	A	North Dakota	58 70						
				40	A	South Dakota	57 76	242	A	Western Ill.	70 82						
				326	H	Omaha	55 48	159	A	Oral Roberts	72 101						
				26	H	South Dakota St.	48 88	26	A	South Dakota St.	33 86						
				159	H	Oral Roberts	54 65	223	H	North Dakota	69 57						

Non-Div I Games: Mayville St. 49 43

North Dakota St.

North Florida

Through Games Of March 15, 2019

Average RPI Win:	280	WON-LOST	WINNING	LAST 10	STRENGTH OF	OPP. STRENGTH	TEAM	ADJ.	CONF.	ADJ CONF.
Average RPI Loss:	176	RECORD	PCT. RANK	GAMES	SCHEDULE	OF SCHEDULE	RPI	RPI	RPI	RPI
DIV. I ONLY	13- 14	190	1- 0	303	285	234	234	24	24	
DIV. I NON-CONF.	3- 6	241	0- 0	319	256	322	322	26	26	
TOTALS	RPI 1-25	RPI 26-50	W-L RECORDS	RPI 51-100	RPI 101-999	RPI 150+				
13- 14	0- 1	0- 1	OVERALL	0- 2	13- 10	13- 10				
8- 4	0- 0	0- 0	HOME	0- 1	8- 3	8- 3				
5- 10	0- 1	0- 1	AWAY	0- 1	5- 7	5- 7				
0- 0	0- 0	0- 0	NEUTRAL	0- 0	0- 0	0- 0				
3- 6	0- 1	0- 1	NON-CONFERENCE	0- 0	3- 4	3- 4				
3- 1	0- 0	0- 0	HOME	0- 0	3- 1	3- 1				
0- 5	0- 1	0- 1	AWAY	0- 0	0- 3	0- 3				
0- 0	0- 0	0- 0	NEUTRAL	0- 0	0- 0	0- 0				
10- 8	0- 0	0- 0	CONFERENCE	0- 2	10- 6	10- 6				
5- 3	0- 0	0- 0	HOME	0- 1	5- 2	5- 2				
5- 5	0- 0	0- 0	AWAY	0- 1	5- 4	5- 4				
0- 0	0- 0	0- 0	NEUTRAL	0- 0	0- 0	0- 0				

RPI 1-25				RPI 26-50				RPI 51-100				RPI 101+ Team's RPI: 234			
RPI	S	Opponent	Score	RPI	S	Opponent	Score	RPI	S	Opponent	Score	RPI	S	Opponent	Score
21	A	Florida St.	53 74	47	A	Indiana	52 75	65	A	FGCU	48 80	184	A	Liberty	53 69
								65	H	FGCU	66 105	184	A	Liberty	51 65
												184	H	Liberty	66 54
												200	A	North Ala.	55 53
												200	A	North Ala.	62 77
												200	H	North Ala.	64 70
												208	A	Bethune-Cookman	60 76
												209	A	Stetson	75 62
												209	H	Stetson	71 57
												233	A	Jacksonville	63 75
												233	H	Jacksonville	72 80
												237	A	Ole Miss	69 82
												280	H	Charleston So.	82 76
												281	A	Colorado St.	59 61
												292	A	Kennesaw St.	71 60
												292	H	Kennesaw St.	74 66
												301	H	Alabama A&M	62 63
												321	H	FIU	62 53
												325	A	NJIT	78 59
												325	H	NJIT	54 46
												330	A	Lipscomb	68 53
												330	H	Lipscomb	72 66
												346	H	Florida A&M	64 53
LAST 12 Division I GAMES:															
200	A	North Ala.	55 53	325	A	NJIT	78 59	200	A	North Ala.	62 77	330	A	Lipscomb	68 53
184	A	Liberty	51 65	292	H	Kennesaw St.	74 66	330	H	Lipscomb	72 66	330	H	Lipscomb	72 66
325	H	NJIT	54 46	200	A	North Ala.	62 77	292	A	Kennesaw St.	71 60	346	H	Florida A&M	64 53
209	A	Stetson	75 62	330	H	Lipscomb	72 66	292	A	Kennesaw St.	71 60				
184	H	Liberty	66 54	292	A	Kennesaw St.	71 60	65	A	FGCU	48 80				
233	A	Jacksonville	63 75												

Non-Div I Games: Warner 67 36 Trinity Baptist 99 40

North Florida

Loss, Non-Conf, S Site, H Home A Away N Neutral

North Texas

Through Games Of March 15, 2019

Average RPI Win:	221	WON-LOST	WINNING	LAST 10	STRENGTH OF	OPP. STRENGTH	TEAM	ADJ.	CONF.	ADJ CONF.
Average RPI Loss:	119	RECORD	PCT. RANK	GAMES	SCHEDULE	OF SCHEDULE	RPI	RPI	RPI	RPI
DIV. I ONLY	12- 15	209	1- 0	107	138	176	176	14	14	
DIV. I NON-CONF.	4- 5	190	0- 0	172	147	219	219	17	17	
TOTALS	RPI 1-25	RPI 26-50	W-L RECORDS	RPI 51-100	RPI 101-999	RPI 150+				
12- 15	0- 0	0- 5	OVERALL	2- 4	10- 6	9- 5				
7- 6	0- 0	0- 2	HOME	1- 1	6- 3	5- 2				
3- 7	0- 0	0- 2	AWAY	1- 2	2- 3	2- 3				
2- 2	0- 0	0- 1	NEUTRAL	0- 1	2- 0	2- 0				
4- 5	0- 0	0- 2	NON-CONFERENCE	1- 1	3- 2	3- 2				
3- 2	0- 0	0- 1	HOME	1- 0	2- 1	2- 1				
0- 2	0- 0	0- 1	AWAY	0- 0	0- 1	0- 1				
1- 1	0- 0	0- 0	NEUTRAL	0- 1	1- 0	1- 0				
8- 10	0- 0	0- 3	CONFERENCE	1- 3	7- 4	6- 3				
4- 4	0- 0	0- 1	HOME	0- 1	4- 2	3- 1				
3- 5	0- 0	0- 1	AWAY	1- 2	2- 2	2- 2				
1- 1	0- 0	0- 1	NEUTRAL	0- 0	1- 0	1- 0				

RPI 1-25	RPI 26-50	RPI 51-100	RPI 101+	Team's RPI: 176
RPI S Opponent Score	RPI S Opponent Score	RPI S Opponent Score	RPI S Opponent Score	
	28 H Texas 54 64	62 N Wyoming 49 53	105 H Charlotte 68 63	
	32 A Kansas St. 42 60	63 A Middle Tenn. 46 61	108 H Old Dominion 71 72	
	34 A Rice 52 64	70 H Missouri St. 83 76	172 A Louisiana Tech 65 54	
	34 H Rice 47 59	96 A Western Ky. 76 67	180 H Utah St. 41 57	
	34 N Rice 43 61	96 H Western Ky. 66 71	195 A Southern Miss. 62 48	
		99 A UAB 60 70	195 N Southern Miss. 49 46	
			221 A Marshall 55 67	
			231 A SMU 66 73	
			258 A UTEP 51 59	
			258 H UTEP 70 51	
			276 H CSU Bakersfield 71 59	
			302 H UTSA 54 57	
			307 H Fla. Atlantic 82 62	
			321 H FIU 75 50	
			322 N North Dakota St. 92 78	
			332 H Houston Baptist 100 75	
LAST 12 Division I GAMES:				
195 N Southern Miss. 49 46	307 H Fla. Atlantic 82 62			
34 N Rice 43 61	96 A Western Ky. 76 67			
258 A UTEP 51 59	221 A Marshall 55 67			
96 H Western Ky. 66 71	105 H Charlotte 68 63			
34 H Rice 47 59	108 H Old Dominion 71 72			
321 H FIU 75 50	63 A Middle Tenn. 46 61			

Non-Div I Games: Mid-Amer. Christian82 35 Xavier (LA) 59 46 Okla. Panhandle 93 52

North Texas

Loss, Non-Conf, S Site, H Home A Away N Neutral

Northeastern

Through Games Of March 15, 2019

Average RPI Win:	188	WON-LOST	WINNING	LAST 10	STRENGTH OF	OPP. STRENGTH	TEAM	ADJ.	CONF.	ADJ CONF.
Average RPI Loss:	109	RECORD	PCT. RANK	GAMES	SCHEDULE	OF SCHEDULE	RPI	RPI	RPI	RPI
DIV. I ONLY	20- 11	93	1- 0	119	125	97	97	10	10	
DIV. I NON-CONF.	10- 1	17	0- 0	161	213	27	27	10	10	
TOTALS	RPI 1-25	RPI 26-50	W-L RECORDS	RPI 51-100	RPI 101-999	RPI 150+				
20- 11	0- 0	0- 2	OVERALL	2- 3	18- 6	12- 2				
12- 3	0- 0	0- 1	HOME	2- 1	10- 1	7- 1				
7- 7	0- 0	0- 1	AWAY	0- 1	7- 5	5- 1				
1- 1	0- 0	0- 0	NEUTRAL	0- 1	1- 0	0- 0				
10- 1	0- 0	0- 0	NON-CONFERENCE	2- 0	8- 1	6- 0				
6- 0	0- 0	0- 0	HOME	2- 0	4- 0	4- 0				
4- 1	0- 0	0- 0	AWAY	0- 0	4- 1	2- 0				
0- 0	0- 0	0- 0	NEUTRAL	0- 0	0- 0	0- 0				
10- 10	0- 0	0- 2	CONFERENCE	0- 3	10- 5	6- 2				
6- 3	0- 0	0- 1	HOME	0- 1	6- 1	3- 1				
3- 6	0- 0	0- 1	AWAY	0- 1	3- 4	3- 1				
1- 1	0- 0	0- 0	NEUTRAL	0- 1	1- 0	0- 0				

RPI S	Opponent	Score	RPI S	Opponent	Score	RPI S	Opponent	Score	RPI S	Opponent	Score
36	A James Madison	49 84	36	H James Madison	51 58	54	H Maine	63 55	117	A Marist	84 90
						55	A Drexel	45 76	118	A Dayton	84 79
						55	H Drexel	59 61	119	A Providence	65 59
						55	N Drexel	69 73	122	A Towson	83 88
						81	H Fordham	58 54	122	H Towson	77 68
									123	A UNCW	70 83
									123	H UNCW	83 54
									123	N UNCW	75 64
									138	A Delaware	63 77
									138	H Delaware	75 62
									161	A William & Mary	75 71
									161	H William & Mary	88 74
									175	H Boston U.	81 51
									204	H Massachusetts	53 52
									212	A Florida	79 66
									230	A Hofstra	61 78
									230	H Hofstra	62 63
									239	A Elon	83 57
									239	H Elon	79 71
									285	A Fairfield	59 50
									296	A Col. of Charleston	87 56
									296	H Col. of Charleston	81 69
									297	H Air Force	54 41
									319	H New Hampshire	69 54
LAST 12 Division I GAMES:											
123	N UNCW	75 64	230	H Hofstra	62 63						
55	N Drexel	69 73	55	A Drexel	45 76						
239	A Elon	83 57	138	A Delaware	63 77						
161	A William & Mary	75 71	122	H Towson	77 68						
296	H Col. of Charleston	81 69	36	H James Madison	51 58						
123	H UNCW	83 54	123	A UNCW	70 83						

Non-Div I Games:

Northeastern

■ Loss,
 ■ Non-Conf,
 ■ S Site,
 ■ Home
 ■ A Away
 N Neutral

Average RPI Win:	214	WON-LOST	WINNING	LAST 10	STRENGTH OF	OPP. STRENGTH	TEAM	ADJ.	CONF.	ADJ CONF.
Average RPI Loss:	152	RECORD	PCT. RANK	GAMES	SCHEDULE	OF SCHEDULE	RPI	RPI	RPI	RPI
DIV. I ONLY	13- 18	217	1- 1	236	144	222	222	16	16	
DIV. I NON-CONF.	4- 5	190	0- 0	250	87	202	202	13	13	
TOTALS	RPI 1-25	RPI 26-50	W-L RECORDS	RPI 51-100	RPI 101-999	RPI 150+				
13- 18	0- 0	0- 0	OVERALL	0- 5	13- 13	8- 7				
7- 6	0- 0	0- 0	HOME	0- 2	7- 4	4- 2				
5- 10	0- 0	0- 0	AWAY	0- 2	5- 8	3- 4				
1- 2	0- 0	0- 0	NEUTRAL	0- 1	1- 1	1- 1				
4- 5	0- 0	0- 0	NON-CONFERENCE	0- 2	4- 3	2- 2				
2- 1	0- 0	0- 0	HOME	0- 1	2- 0	1- 0				
2- 3	0- 0	0- 0	AWAY	0- 1	2- 2	1- 1				
0- 1	0- 0	0- 0	NEUTRAL	0- 0	0- 1	0- 1				
9- 13	0- 0	0- 0	CONFERENCE	0- 3	9- 10	6- 5				
5- 5	0- 0	0- 0	HOME	0- 1	5- 4	3- 2				
3- 7	0- 0	0- 0	AWAY	0- 1	3- 6	2- 3				
1- 1	0- 0	0- 0	NEUTRAL	0- 1	1- 0	1- 0				

RPI S	Opponent	Score	RPI S	Opponent	Score	RPI S	Opponent	Score	RPI S	Opponent	Score	Team's RPI: 222
						56	H New Mexico	55 84	104	A Loyola Marymount	63 62	
						80	A Arizona	47 71	107	A Portland St.	55 72	
						86	A Idaho	72 90	107	H Portland St.	59 74	
						86	H Idaho	69 86	109	A Idaho St.	81 77	
						86	N Idaho	73 90	109	H Idaho St.	69 80	
									119	H Fresno St.	86 73	
									128	A Northern Colo.	53 63	
									128	H Northern Colo.	79 68	
									135	A Washington	59 81	
									147	A Montana St.	70 80	
									147	H Montana St.	76 72	
									182	A Eastern Wash.	76 81	
									182	H Eastern Wash.	62 64	
									186	A Montana	62 78	
									186	H Montana	82 65	
									213	H California Baptist	91 88	
									231	N SMU	48 55	
									266	A Sacramento St.	61 65	
									266	H Sacramento St.	71 69	
									266	N Sacramento St.	74 69	
									273	A Southern Utah	78 69	
									273	H Southern Utah	76 82	
									281	A Colorado St.	54 65	
									314	A Weber St.	75 64	
									314	H Weber St.	74 64	
									337	A Seattle U	65 58	
LAST 12 Division I GAMES:												
			266	N Sacramento St.	74 69	182	A Eastern Wash.	76 81				
			86	N Idaho	73 90	86	A Idaho	72 90				
			231	N SMU	48 55	266	H Sacramento St.	71 69				
			128	H Northern Colo.	79 68	107	H Portland St.	59 74				
			186	H Montana	82 65	314	A Weber St.	75 64				
			147	H Montana St.	76 72	109	A Idaho St.	81 77				

Non-Div I Games:

Northern Ariz.

■ Loss,
 ■ Non-Conf, S Site,
 ■ Home
 ■ Away
 N Neutral

NORTHSHORE COLLEGE				THROUGH GAMES OF MARCH 15, 2013						
Average RPI Win:	199	WON-LOST	WINNING	LAST 10	STRENGTH OF	OPP. STRENGTH	TEAM	ADJ.	CONF.	ADJ CONF.
Average RPI Loss:	174	RECORD	PCT. RANK	GAMES	SCHEDULE	OF SCHEDULE	RPI	RPI	RPI	RPI
DIV. I ONLY	21- 10	73	1- 1	281	123	128	128	16	16	
DIV. I NON-CONF.	5- 4	139	0- 0	293	55	161	161	13	13	

TOTALS	RPI 1-25	RPI 26-50		W-L RECORDS		RPI 51-100	RPI 101-999	RPI 150+		
21- 10	0- 1	0- 0		OVERALL		2- 1	19- 8	15- 6		
10- 3	0- 0	0- 0		HOME		1- 0	9- 3	7- 2		
10- 6	0- 1	0- 0		AWAY		1- 1	9- 4	7- 3		
1- 1	0- 0	0- 0		NEUTRAL		0- 0	1- 1	1- 1		
5- 4	0- 1	0- 0		NON-CONFERENCE		0- 1	5- 2	5- 2		
3- 0	0- 0	0- 0		HOME		0- 0	3- 0	3- 0		
2- 4	0- 1	0- 0		AWAY		0- 1	2- 2	2- 2		
0- 0	0- 0	0- 0		NEUTRAL		0- 0	0- 0	0- 0		
16- 6	0- 0	0- 0		CONFERENCE		2- 0	14- 6	10- 4		
7- 3	0- 0	0- 0		HOME		1- 0	6- 3	4- 2		
8- 2	0- 0	0- 0		AWAY		1- 0	7- 2	5- 1		
1- 1	0- 0	0- 0		NEUTRAL		0- 0	1- 1	1- 1		

[illegible]

Non-Div I Games:

Northern Colo.

■ Loss, ■ Non-Conf, S Site, H Home A Away N Neutral

RPI S Opponent Score

RPI	S	Opponent	Score
314	H	Weber St.	54 55

N
o
r
t
h
e
r
n
C
o
l
o
.

N
o
r
t
h
e
r
n
C
o
l
o
.

Northern Colo. .

Average RPI Win:	216	WON-LOST	WINNING	LAST 10	STRENGTH OF	OPP. STRENGTH	TEAM	ADJ.	CONF.	ADJ CONF.
Average RPI Loss:	76	RECORD	PCT. RANK	GAMES	SCHEDULE	OF SCHEDULE	RPI	RPI	RPI	RPI
DIV. I ONLY	19- 13	121	1- 0	149	95	125	125	8	8	
DIV. I NON-CONF.	8- 4	91	0- 0	286	132	147	147	8	8	
TOTALS	RPI 1-25	RPI 26-50	W-L RECORDS	RPI 51-100	RPI 101-999	RPI 150+				
19- 13	0- 1	1- 7	OVERALL	2- 2	16- 3	15- 3				
13- 3	0- 0	1- 2	HOME	2- 0	10- 1	9- 1				
4- 9	0- 1	0- 4	AWAY	0- 2	4- 2	4- 2				
2- 1	0- 0	0- 1	NEUTRAL	0- 0	2- 0	2- 0				
8- 4	0- 1	0- 1	NON-CONFERENCE	1- 0	7- 2	6- 2				
6- 0	0- 0	0- 0	HOME	1- 0	5- 0	4- 0				
0- 4	0- 1	0- 1	AWAY	0- 0	0- 2	0- 2				
2- 0	0- 0	0- 0	NEUTRAL	0- 0	2- 0	2- 0				
11- 9	0- 0	1- 6	CONFERENCE	1- 2	9- 1	9- 1				
7- 3	0- 0	1- 2	HOME	1- 0	5- 1	5- 1				
4- 5	0- 0	0- 3	AWAY	0- 2	4- 0	4- 0				
0- 1	0- 0	0- 1	NEUTRAL	0- 0	0- 0	0- 0				

RPI	S	Opponent	Score	RPI	S	Opponent	Score	RPI	S	Opponent	Score	RPI	S	Opponent	Score	Team's RPI: 125
11	A	Iowa St.	60 70	29	H	Ohio	53 69	83	H	UNI	70 59	137	H	Yale	89 80	
				29	N	Ohio	56 72	84	A	Kent St.	78 87	153	A	Southern Ill.	73 82	
				31	A	Central Mich.	52 76	85	A	Toledo	53 64	162	H	Akron	70 59	
				31	H	Central Mich.	66 89	85	H	Toledo	54 52	186	A	Montana	70 86	
				33	A	Buffalo	64 93					197	A	Eastern Mich.	68 65	
				44	A	Miami (OH)	45 70					197	H	Eastern Mich.	70 60	
				44	H	Miami (OH)	82 71					218	A	Bowling Green	66 52	
				47	A	Indiana	73 91					218	H	Bowling Green	88 47	
												220	A	Ball St.	93 83	
												220	H	Ball St.	64 67	
												242	N	Western Ill.	86 61	
												245	N	Nevada	98 69	
												270	A	Western Mich.	74 71	
												270	H	Western Mich.	70 69	
												270	H	Western Mich.	77 64	
												282	H	Brown	109 102	
												295	H	Eastern Ill.	78 59	
												322	H	North Dakota St.	81 63	
												348	H	Chicago St.	114 52	
LAST 12 Division I GAMES:																
270	H	Western Mich.	70 69	220	H	Ball St.	64 67									
29	N	Ohio	56 72	85	A	Toledo	53 64									
245	N	Nevada	98 69	197	H	Eastern Mich.	70 60									
83	H	UNI	70 59	31	A	Central Mich.	52 76									
11	A	Iowa St.	60 70	85	H	Toledo	54 52									
270	A	Western Mich.	74 71	44	A	Miami (OH)	45 70									

Non-Div I Games:

Northern Ill.

Average RPI Win:	271	WON-LOST	WINNING	LAST 10	STRENGTH OF	OPP. STRENGTH	TEAM	ADJ.	CONF.	ADJ CONF.
Average RPI Loss:	128	RECORD	PCT. RANK	GAMES	SCHEDULE	OF SCHEDULE	RPI	RPI	RPI	RPI
DIV. I ONLY	10- 18	250	0- 1	183	211	244	244	21	21	
DIV. I NON-CONF.	0- 9	336	0- 0	60	108	290	290	19	19	
TOTALS	RPI 1-25	RPI 26-50	W-L RECORDS	RPI 51-100	RPI 101-999	RPI 150+				
10- 18	0- 1	0- 1	OVERALL	0- 6	10- 10	8- 5				
7- 4	0- 0	0- 1	HOME	0- 2	7- 1	5- 0				
3- 11	0- 1	0- 0	AWAY	0- 3	3- 7	3- 3				
0- 3	0- 0	0- 0	NEUTRAL	0- 1	0- 2	0- 2				
0- 9	0- 1	0- 1	NON-CONFERENCE	0- 2	0- 5	0- 3				
0- 2	0- 0	0- 1	HOME	0- 0	0- 1	0- 0				
0- 4	0- 1	0- 0	AWAY	0- 1	0- 2	0- 1				
0- 3	0- 0	0- 0	NEUTRAL	0- 1	0- 2	0- 2				
10- 9	0- 0	0- 0	CONFERENCE	0- 4	10- 5	8- 2				
7- 2	0- 0	0- 0	HOME	0- 2	7- 0	5- 0				
3- 7	0- 0	0- 0	AWAY	0- 2	3- 5	3- 2				
0- 0	0- 0	0- 0	NEUTRAL	0- 0	0- 0	0- 0				

RPI 1-25				RPI 26-50				RPI 51-100				RPI 101+ Team's RPI: 244			
RPI	S	Opponent	Score	RPI	S	Opponent	Score	RPI	S	Opponent	Score	RPI	S	Opponent	Score
3	A	Louisville	59 92	45	H	Belmont	53 71	58	A	Wright St.	56 78	119	A	Providence	43 48
								58	H	Wright St.	55 61	121	A	Youngstown St.	66 77
								68	A	Green Bay	42 70	121	H	Youngstown St.	65 62
								68	H	Green Bay	61 81	131	H	Illinois St.	53 58
								84	A	Kent St.	61 62	132	A	IUPUI	48 70
								100	N	Pepperdine	46 51	132	A	IUPUI	44 60
												132	H	IUPUI	60 57
												162	N	Akron	60 77
												198	A	Milwaukee	38 59
												198	H	Milwaukee	55 54
												261	A	Austin Peay	48 52
												283	N	La Salle	56 74
												284	A	Cleveland St.	47 76
												284	H	Cleveland St.	74 55
												310	A	Oakland	74 63
												310	H	Oakland	72 50
												336	A	Detroit Mercy	81 63
												336	H	Detroit Mercy	68 56
												339	A	UIC	67 49
												339	H	UIC	78 44
LAST 12 Division I GAMES:															
132	A	IUPUI	44 60	198	A	Milwaukee	38 59								
336	A	Detroit Mercy	81 63	68	A	Green Bay	42 70								
310	A	Oakland	74 63	339	H	UIC	78 44								
284	H	Cleveland St.	74 55	132	H	IUPUI	60 57								
121	H	Youngstown St.	65 62	310	H	Oakland	72 50								
58	A	Wright St.	56 78	336	H	Detroit Mercy	68 56								

Non-Div I Games: Alderson Broadus 73 32

Northern Ky.

■ Loss,
 ■ Non-Conf,
 ■ S Site,
 ■ Home
 ■ Away
 N Neutral

Northwestern

Through Games Of March 15, 2019

Average RPI Win: 158		WON-LOST	WINNING	LAST 10	STRENGTH OF	OPP. STRENGTH	TEAM	ADJ.	CONF.	ADJ CONF.
Average RPI Loss: 66		RECORD	PCT. RANK	GAMES	SCHEDULE	OF SCHEDULE	RPI	RPI	RPI	RPI
DIV. I ONLY		16- 14	150	0- 1	87	47	115	115	4	4
DIV. I NON-CONF.		7- 4	108	0- 0	230	41	156	156	6	6
TOTALS		RPI 1-25	RPI 26-50	W-L RECORDS		RPI 51-100	RPI 101-999	RPI 150+		
16- 14	0- 4	3- 3		OVERALL		3- 3	10- 4	7- 0		
10- 5	0- 1	2- 0		HOME		1- 2	7- 2	4- 0		
5- 7	0- 3	1- 2		AWAY		2- 1	2- 1	2- 0		
1- 2	0- 0	0- 1		NEUTRAL		0- 0	1- 1	1- 0		
7- 4	0- 2	0- 0		NON-CONFERENCE		2- 0	5- 2	4- 0		
4- 2	0- 1	0- 0		HOME		1- 0	3- 1	2- 0		
2- 1	0- 1	0- 0		AWAY		1- 0	1- 0	1- 0		
1- 1	0- 0	0- 0		NEUTRAL		0- 0	1- 1	1- 0		
9- 10	0- 2	3- 3		CONFERENCE		1- 3	5- 2	3- 0		
6- 3	0- 0	2- 0		HOME		0- 2	4- 1	2- 0		
3- 6	0- 2	1- 2		AWAY		1- 1	1- 1	1- 0		
0- 1	0- 0	0- 1		NEUTRAL		0- 0	0- 0	0- 0		

RPI 1-25				RPI 26-50				RPI 51-100				RPI 101+ Team's RPI: 115			
RPI	S	Opponent	Score	RPI	S	Opponent	Score	RPI	S	Opponent	Score	RPI	S	Opponent	Score
7	A	Iowa	50 74	27	A	Rutgers	41 45	68	A	Green Bay	57 55	102	H	Ohio St.	76 59
12	H	Marquette	57 76	43	H	Michigan St.	70 62	78	H	Duke	84 58	106	A	Minnesota	64 73
14	A	Maryland	57 72	43	N	Michigan St.	52 68	89	A	Purdue	58 61	106	H	Minnesota	54 61
20	A	DePaul	60 76	46	A	Michigan	78 79	89	H	Purdue	54 57	112	H	UT Martin	90 64
				47	A	Indiana	75 69	94	A	Nebraska	58 54	126	H	Pittsburgh	49 52
				47	H	Indiana	69 49	94	H	Nebraska	64 71	145	H	Penn St.	78 63
												150	N	Kansas	57 66
												185	H	Wisconsin	72 46
												212	A	Florida	83 74
												225	A	Illinois	64 56
												225	H	Illinois	68 45
												259	N	Wichita St.	65 43
												339	H	UIC	87 44
												348	H	Chicago St.	97 35
LAST 12 Division I GAMES:															
		43	N	Michigan St.	52	68				145	H	Penn St.	78	63	
		150	N	Kansas	57	66				106	A	Minnesota	64	73	
		7	A	Iowa	50	74				14	A	Maryland	57	72	
		47	H	Indiana	69	49				102	H	Ohio St.	76	59	
		94	H	Nebraska	64	71				106	H	Minnesota	54	61	
		89	A	Purdue	58	61				225	A	Illinois	64	56	

Non-Div I Games:

Northwestern

■ Loss,
 ■ Non-Conf,
 ■ S Site,
 ■ H Home
 ■ A Away
 N Neutral

Average RPI Win:	318	WON-LOST	WINNING	LAST 10	STRENGTH OF	OPP. STRENGTH	TEAM	ADJ.	CONF.	ADJ CONF.
Average RPI Loss:	175	RECORD	PCT. RANK	GAMES	SCHEDULE	OF SCHEDULE	RPI	RPI	RPI	RPI
DIV. I ONLY	7- 18	284	0- 0	314	275	316	316	25	25	
DIV. I NON-CONF.	1- 6	318	0- 0	305	96	338	338	22	22	
TOTALS	RPI 1-25	RPI 26-50	W-L RECORDS	RPI 51-100	RPI 101-999	RPI 150+				
7- 18	0- 0	0- 1	OVERALL	0- 4	7- 13	7- 12				
5- 6	0- 0	0- 0	HOME	0- 2	5- 4	5- 3				
2- 12	0- 0	0- 1	AWAY	0- 2	2- 9	2- 9				
0- 0	0- 0	0- 0	NEUTRAL	0- 0	0- 0	0- 0				
1- 6	0- 0	0- 1	NON-CONFERENCE	0- 1	1- 4	1- 4				
1- 1	0- 0	0- 0	HOME	0- 0	1- 1	1- 1				
0- 5	0- 0	0- 1	AWAY	0- 1	0- 3	0- 3				
0- 0	0- 0	0- 0	NEUTRAL	0- 0	0- 0	0- 0				
6- 12	0- 0	0- 0	CONFERENCE	0- 3	6- 9	6- 8				
4- 5	0- 0	0- 0	HOME	0- 2	4- 3	4- 2				
2- 7	0- 0	0- 0	AWAY	0- 1	2- 6	2- 6				
0- 0	0- 0	0- 0	NEUTRAL	0- 0	0- 0	0- 0				

RPI 1-25				RPI 26-50				RPI 51-100				RPI 101+				Team's RPI: 316	
RPI	S	Opponent	Score	RPI	S	Opponent	Score	RPI	S	Opponent	Score	RPI	S	Opponent	Score		
				28	A	Texas	66 104	51	H	Lamar University	70 94	142	H	Abilene Christian	63 72		
								64	A	SFA	56 84	154	A	Oklahoma	56 93		
								64	H	SFA	67 87	156	A	Alabama	73 87		
								66	A	Arkansas	53 98	165	A	Nicholls St.	86 97		
												165	H	Nicholls St.	67 89		
												181	A	Sam Houston St.	55 66		
												195	A	Southern Miss.	54 69		
												251	A	A&M-Corpus Christi	55 79		
												277	A	Central Ark.	52 74		
												277	H	Central Ark.	78 74		
												288	A	New Orleans	73 84		
												288	H	New Orleans	62 67		
												300	H	La.-Monroe	55 63		
												308	A	Incarnate Word	91 100		
												312	A	McNeese	89 73		
												312	H	McNeese	82 63		
												323	A	Southeastern La.	60 56		
												323	H	Southeastern La.	58 47		
												332	H	Houston Baptist	63 46		
												350	H	Alcorn	78 65		
LAST 12 Division I GAMES:																	
				277	H	Central Ark.	78 74	51	H	Lamar University	70 94						
				165	H	Nicholls St.	67 89	312	A	McNeese	89 73						
				323	A	Southeastern La.	60 56	288	A	New Orleans	73 84						
				308	A	Incarnate Word	91 100	277	A	Central Ark.	52 74						
				332	H	Houston Baptist	63 46	288	H	New Orleans	62 67						
				64	H	SFA	67 87	323	H	Southeastern La.	58 47						

Non-Div I Games: Loyola (LA) 71 66 Central Baptist 82 56 LeTourneau 100 40 Centenary (LA) 94 51 Northwestern St.

Average RPI Win:	64	WON-LOST	WINNING	LAST 10	STRENGTH OF	OPP. STRENGTH	TEAM	ADJ.	CONF.	ADJ CONF.
Average RPI Loss:	21	RECORD	PCT. RANK	GAMES	SCHEDULE	OF SCHEDULE	RPI	RPI	RPI	RPI
DIV. I ONLY	30- 3	4	1- 0	1	1	1	1	1	1	1
DIV. I NON-CONF.	13- 1	9	0- 0	1	7	1	1	1	1	1
TOTALS	RPI 1-25	RPI 26-50	W-L RECORDS	RPI 51-100	RPI 101-999	RPI 150+				
30- 3	12- 2	2- 1	OVERALL	10- 0	6- 0	1- 0				
14- 1	3- 1	0- 0	HOME	6- 0	5- 0	1- 0				
10- 2	4- 1	1- 1	AWAY	4- 0	1- 0	0- 0				
6- 0	5- 0	1- 0	NEUTRAL	0- 0	0- 0	0- 0				
13- 1	6- 1	0- 0	NON-CONFERENCE	5- 0	2- 0	1- 0				
6- 1	1- 1	0- 0	HOME	3- 0	2- 0	1- 0				
4- 0	2- 0	0- 0	AWAY	2- 0	0- 0	0- 0				
3- 0	3- 0	0- 0	NEUTRAL	0- 0	0- 0	0- 0				
17- 2	6- 1	2- 1	CONFERENCE	5- 0	4- 0	0- 0				
8- 0	2- 0	0- 0	HOME	3- 0	3- 0	0- 0				
6- 2	2- 1	1- 1	AWAY	2- 0	1- 0	0- 0				
3- 0	2- 0	1- 0	NEUTRAL	0- 0	0- 0	0- 0				

RPI	S	Opponent	Score	RPI	S	Opponent	Score	RPI	S	Opponent	Score	RPI	S	Opponent	Score
3	H	Louisville	82 68	37	A	North Carolina	73 78	59	H	Penn	75 55	124	H	Lehigh	95 68
3	N	Louisville	99 79	37	N	North Carolina	95 77	61	A	Tennessee	77 62	126	H	Pittsburgh	100 44
6	H	UConn	71 89	50	A	Clemson	101 63	67	A	Georgia Tech	76 55	133	A	Boston College	97 47
7	H	Iowa	105 71					67	H	Georgia Tech	90 50	133	H	Boston College	92 63
9	A	NC State	95 72					73	A	Virginia Tech	80 51	148	H	Wake Forest	78 48
10	A	Syracuse	98 68					78	H	Duke	89 61	254	H	Binghamton	103 53
10	N	Syracuse	91 66					85	A	Toledo	72 56				
12	A	Marquette	87 63					88	H	Harvard	103 58				
13	N	Gonzaga	81 65					96	H	Western Ky.	94 53				
17	N	Drake	82 64					98	H	Virginia	103 66				
19	A	Miami (FL)	65 72												
20	A	DePaul	101 77												
21	H	Florida St.	97 70												
24	N	Oregon St.	91 81												
LAST 12 Division I GAMES:															
		37	N	North Carolina	95	77			10	A	Syracuse	98	68		
		3	N	Louisville	99	79			78	H	Duke	89	61		
		10	N	Syracuse	91	66			9	A	NC State	95	72		
		24	N	Oregon St.	91	81			133	A	Boston College	97	47		
		17	N	Drake	82	64			21	H	Florida St.	97	70		
		98	H	Virginia	103	66			19	A	Miami (FL)	65	72		

Non-Div I Games:

Notre Dame

Average RPI Win:	324	WON-LOST	WINNING	LAST 10	STRENGTH OF	OPP. STRENGTH	TEAM	ADJ.	CONF.	ADJ CONF.
Average RPI Loss:	138	RECORD	PCT. RANK	GAMES	SCHEDULE	OF SCHEDULE	RPI	RPI	RPI	RPI
DIV. I ONLY	4- 24	338	0- 1	146	207	310	310	21	21	
DIV. I NON-CONF.	1- 8	322	0- 0	38	85	250	250	19	19	
TOTALS	RPI 1-25	RPI 26-50	W-L RECORDS	RPI 51-100	RPI 101-999	RPI 150+				
4- 24	0- 0	0- 4	OVERALL	0- 6	4- 14	4- 9				
3- 10	0- 0	0- 3	HOME	0- 2	3- 5	3- 3				
1- 13	0- 0	0- 1	AWAY	0- 4	1- 8	1- 5				
0- 1	0- 0	0- 0	NEUTRAL	0- 0	0- 1	0- 1				
1- 8	0- 0	0- 4	NON-CONFERENCE	0- 1	1- 3	1- 2				
1- 3	0- 0	0- 3	HOME	0- 0	1- 0	1- 0				
0- 4	0- 0	0- 1	AWAY	0- 1	0- 2	0- 1				
0- 1	0- 0	0- 0	NEUTRAL	0- 0	0- 1	0- 1				
3- 16	0- 0	0- 0	CONFERENCE	0- 5	3- 11	3- 7				
2- 7	0- 0	0- 0	HOME	0- 2	2- 5	2- 3				
1- 9	0- 0	0- 0	AWAY	0- 3	1- 6	1- 4				
0- 0	0- 0	0- 0	NEUTRAL	0- 0	0- 0	0- 0				

RPI S	Opponent	Score	RPI S	Opponent	Score	RPI S	Opponent	Score	RPI S	Opponent	Score	Team's RPI: 310
31	A Central Mich.	61 104	58	A Wright St.	60 83	121	A Youngstown St.	61 76				
43	H Michigan St.	58 102	58	A Wright St.	58 69	121	H Youngstown St.	55 69				
46	H Michigan	59 85	58	H Wright St.	64 73	131	A Illinois St.	56 62				
47	H Indiana	32 59	68	A Green Bay	32 72	132	A IUPUI	53 82				
			68	H Green Bay	53 77	132	H IUPUI	70 76				
			84	A Kent St.	65 75	152	A Bradley	64 73				
						162	N Akron	65 85				
						198	A Milwaukee	53 83				
						198	H Milwaukee	52 79				
						244	A Northern Ky.	50 72				
						244	H Northern Ky.	63 74				
						284	A Cleveland St.	90 98				
						284	H Cleveland St.	62 64				
						286	H Canisius	71 60				
						336	A Detroit Mercy	76 65				
						336	H Detroit Mercy	74 67				
						339	A UIC	65 69				
						339	H UIC	74 57				
LAST 12 Division I GAMES:												
58	A Wright St.	60 83	132	H IUPUI	70 76							
58	H Wright St.	64 73	336	A Detroit Mercy	76 65							
244	H Northern Ky.	63 74	284	A Cleveland St.	90 98							
198	A Milwaukee	53 83	121	A Youngstown St.	61 76							
68	A Green Bay	32 72	244	A Northern Ky.	50 72							
339	H UIC	74 57	58	A Wright St.	58 69							

Non-Div I Games: Grace Bible (MI) 94 48 Rochester College 64 46

Oakland

Loss, Non-Conf, S Site, H Home A Away N Neutral

Average RPI Win:	164	WON-LOST	WINNING	LAST 10	STRENGTH OF	OPP. STRENGTH	TEAM	ADJ.	CONF.	ADJ CONF.
Average RPI Loss:	48	RECORD	PCT. RANK	GAMES	SCHEDULE	OF SCHEDULE	RPI	RPI	RPI	RPI
DIV. I ONLY	27- 4	11	2- 0	103	89	29	29	8	8	
DIV. I NON-CONF.	11- 0	1	0- 0	270	186	42	42	8	8	
TOTALS	RPI 1-25	RPI 26-50	W-L RECORDS	RPI 51-100	RPI 101-999	RPI 150+				
27- 4	0- 0	4- 3	OVERALL	5- 1	18- 0	14- 0				
12- 3	0- 0	0- 3	HOME	2- 0	10- 0	9- 0				
11- 1	0- 0	3- 0	AWAY	2- 1	6- 0	4- 0				
4- 0	0- 0	1- 0	NEUTRAL	1- 0	2- 0	1- 0				
11- 0	0- 0	0- 0	NON-CONFERENCE	3- 0	8- 0	6- 0				
6- 0	0- 0	0- 0	HOME	1- 0	5- 0	4- 0				
3- 0	0- 0	0- 0	AWAY	1- 0	2- 0	1- 0				
2- 0	0- 0	0- 0	NEUTRAL	1- 0	1- 0	1- 0				
16- 4	0- 0	4- 3	CONFERENCE	2- 1	10- 0	8- 0				
6- 3	0- 0	0- 3	HOME	1- 0	5- 0	5- 0				
8- 1	0- 0	3- 0	AWAY	1- 1	4- 0	3- 0				
2- 0	0- 0	1- 0	NEUTRAL	0- 0	1- 0	0- 0				

RPI S	Opponent	Score	RPI S	Opponent	Score	Team's RPI: 29	RPI S	Opponent	Score	RPI S	Opponent	Score	RPI S	Opponent	Score
			31	A Central Mich.	78 75		51	N Lamar University	87 62	123	H UNCW	95 72			
			31	H Central Mich.	70 88		72	A American	77 67	125	A Northern Ill.	69 53			
			33	A Buffalo	74 71		84	A Kent St.	69 67	125	N Northern Ill.	72 56			
			33	H Buffalo	43 73		84	H Kent St.	83 81	132	A IUPUI	73 66			
			44	A Miami (OH)	70 66		85	A Toledo	50 76	162	A Akron	81 71			
			44	H Miami (OH)	61 67		89	H Purdue	80 73	162	H Akron	92 70			
			44	N Miami (OH)	74 48					197	H Eastern Mich.	85 44			
										218	A Bowling Green	82 79			
										218	H Bowling Green	76 68			
										220	A Ball St.	90 75			
										220	H Ball St.	94 62			
										254	H Binghamton	86 49			
										262	N St. Bonaventure	70 53			
										270	H Western Mich.	70 56			
										272	A Richmond	109 58			
										284	H Cleveland St.	72 54			
										313	H Coppin St.	87 62			
										333	H Eastern Ky.	100 60			
LAST 12 Division I GAMES:															
			125	N Northern Ill.	72 56		84	A Kent St.	69 67						
			44	N Miami (OH)	74 48		270	H Western Mich.	70 56						
			218	H Bowling Green	76 68		85	A Toledo	50 76						
			44	A Miami (OH)	70 66		31	A Central Mich.	78 75						
			162	A Akron	81 71		162	H Akron	92 70						
			33	H Buffalo	43 73		220	H Ball St.	94 62						

Non-Div I Games:

Ohio

■ Loss,
 ■ Non-Conf,
 ■ S Site,
 ■ Home
 ■ Away
 N Neutral

Average RPI Win:	130	WON-LOST	WINNING	LAST 10	STRENGTH OF	OPP. STRENGTH	TEAM	ADJ.	CONF.	ADJ CONF.
Average RPI Loss:	71	RECORD	PCT. RANK	GAMES	SCHEDULE	OF SCHEDULE	RPI	RPI	RPI	RPI
DIV. I ONLY	14- 14	168	0- 1	40	33	102	102	4	4	
DIV. I NON-CONF.	4- 5	190	0- 0	124	12	183	183	6	6	
TOTALS	RPI 1-25	RPI 26-50	W-L RECORDS	RPI 51-100	RPI 101-999	RPI 150+				
14- 14	0- 4	5- 2	OVERALL	1- 4	8- 4	5- 1				
9- 5	0- 2	3- 1	HOME	1- 1	5- 1	4- 0				
5- 6	0- 2	2- 1	AWAY	0- 1	3- 2	1- 0				
0- 3	0- 0	0- 0	NEUTRAL	0- 2	0- 1	0- 1				
4- 5	0- 1	1- 0	NON-CONFERENCE	1- 2	2- 2	2- 0				
4- 1	0- 0	1- 0	HOME	1- 0	2- 1	2- 0				
0- 2	0- 1	0- 0	AWAY	0- 0	0- 1	0- 0				
0- 2	0- 0	0- 0	NEUTRAL	0- 2	0- 0	0- 0				
10- 9	0- 3	4- 2	CONFERENCE	0- 2	6- 2	3- 1				
5- 4	0- 2	2- 1	HOME	0- 1	3- 0	2- 0				
5- 4	0- 1	2- 1	AWAY	0- 1	3- 1	1- 0				
0- 1	0- 0	0- 0	NEUTRAL	0- 0	0- 1	0- 1				

RPI 1-25				RPI 26-50				RPI 51-100				RPI 101+ Team's RPI: 102			
RPI	S	Opponent	Score	RPI	S	Opponent	Score	RPI	S	Opponent	Score	RPI	S	Opponent	Score
6	A	UConn	53 85	27	A	Rutgers	59 39	73	N	Virginia Tech	73 81	106	A	Minnesota	65 55
7	H	Iowa	52 78	27	H	Rutgers	56 66	75	N	Butler	53 66	114	H	South Fla.	47 71
14	A	Maryland	69 75	37	H	North Carolina	76 69	77	H	Cincinnati	69 56	115	A	Northwestern	59 76
14	H	Maryland	57 70	43	A	Michigan St.	77 70	89	A	Purdue	42 60	135	A	Washington	59 69
				43	H	Michigan St.	65 55	94	H	Nebraska	69 78	145	A	Penn St.	76 71
				46	A	Michigan	58 62					145	H	Penn St.	78 73
				47	H	Indiana	55 50					185	A	Wisconsin	61 50
LAST 12 Division I GAMES:															
				185	N	Wisconsin	63 73	7	H	Iowa	52 78				
				27	H	Rutgers	56 66	145	H	Penn St.	78 73				
				185	A	Wisconsin	61 50	115	A	Northwestern	59 76				
				43	A	Michigan St.	77 70	225	H	Illinois	78 70				
				185	H	Wisconsin	70 68	106	A	Minnesota	65 55				
				27	A	Rutgers	59 39	14	H	Maryland	57 70				

Non-Div I Games:

Ohio St.

■ Loss,
■ Non-Conf,
■ S Site,
■ H Home
■ A Away
N Neutral

Average RPI Win: 179	WON-LOST	WINNING	LAST 10	STRENGTH OF	OPP. STRENGTH	TEAM	ADJ.	CONF.	ADJ CONF.
Average RPI Loss: 60	RECORD	PCT. RANK	GAMES	SCHEDULE	OF SCHEDULE	RPI	RPI	RPI	RPI
DIV. I ONLY	8- 22	290	0- 1	15	23	154	154	3	3
DIV. I NON-CONF.	4- 7	228	0- 0	29	60	146	146	3	3
TOTALS	RPI 1-25	RPI 26-50	W-L RECORDS	RPI 51-100	RPI 101-999	RPI 150+			
8- 22	0- 6	0- 6	OVERALL	2- 5	6- 5	3- 0			
6- 8	0- 4	0- 2	HOME	1- 2	5- 0	2- 0			
2- 11	0- 2	0- 3	AWAY	1- 2	1- 4	1- 0			
0- 3	0- 0	0- 1	NEUTRAL	0- 1	0- 1	0- 0			
4- 7	0- 2	0- 2	NON-CONFERENCE	1- 2	3- 1	3- 0			
3- 2	0- 2	0- 0	HOME	1- 0	2- 0	2- 0			
1- 3	0- 0	0- 1	AWAY	0- 1	1- 1	1- 0			
0- 2	0- 0	0- 1	NEUTRAL	0- 1	0- 0	0- 0			
4- 15	0- 4	0- 4	CONFERENCE	1- 3	3- 4	0- 0			
3- 6	0- 2	0- 2	HOME	0- 2	3- 0	0- 0			
1- 8	0- 2	0- 2	AWAY	1- 1	0- 3	0- 0			
0- 1	0- 0	0- 0	NEUTRAL	0- 0	0- 1	0- 0			

RPI 1-25				RPI 26-50				RPI 51-100				RPI 101+ Team's RPI: 154			
RPI	S	Opponent	Score	RPI	S	Opponent	Score	RPI	S	Opponent	Score	RPI	S	Opponent	Score
2	A	Baylor	53 87	28	A	Texas	63 73	56	A	New Mexico	80 84	114	A	South Fla.	70 87
2	H	Baylor	53 74	28	H	Texas	67 76	60	A	TCU	71 86	140	A	Texas Tech	82 88
6	H	UConn	63 72	32	A	Kansas St.	56 86	60	H	TCU	63 76	140	H	Texas Tech	66 61
11	A	Iowa St.	78 104	32	H	Kansas St.	75 83	79	A	West Virginia	80 69	140	N	Texas Tech	84 104
11	H	Iowa St.	70 91	48	A	Auburn	79 95	79	H	West Virginia	55 66	143	A	Oklahoma St.	74 84
20	H	DePaul	76 87	50	N	Clemson	62 74	96	H	Western Ky.	90 83	143	H	Oklahoma St.	75 66
								99	N	UAB	84 89	150	A	Kansas	79 88
												150	H	Kansas	78 67
												231	A	SMU	77 61
												277	H	Central Ark.	65 52
												316	H	Northwestern St.	93 56
LAST 12 Division I GAMES:															
140	N	Texas Tech	84 104	11	H	Iowa St.	70 91	50	N	Clemson	62 74	2	A	Baylor	53 87
140	A	Texas Tech	82 88	150	H	Kansas	78 67	60	H	TCU	63 76	32	H	Kansas St.	75 83
60	H	TCU	63 76	143	H	Oklahoma St.	74 84	143	H	Oklahoma St.	75 66	28	H	Texas	67 76
79	A	West Virginia	80 69												

Non-Div I Games:

Oklahoma

■ Loss,
■ Non-Conf,
■ S Site,
■ H Home
■ A Away
N Neutral

Average RPI Win:	186	WON-LOST	WINNING	LAST 10	STRENGTH OF	OPP. STRENGTH	TEAM	ADJ.	CONF.	ADJ CONF.
Average RPI Loss:	57	RECORD	PCT. RANK	GAMES	SCHEDULE	OF SCHEDULE	RPI	RPI	RPI	RPI
DIV. I ONLY	14- 16	193	0- 1	65	36	143	143	3	3	
DIV. I NON-CONF.	9- 2	43	0- 0	220	204	96	96	3	3	
TOTALS	RPI 1-25	RPI 26-50	W-L RECORDS	RPI 51-100	RPI 101-999	RPI 150+				
14- 16	0- 4	0- 5	OVERALL	1- 4	13- 3	10- 1				
12- 6	0- 2	0- 2	HOME	1- 2	11- 0	9- 0				
2- 9	0- 2	0- 3	AWAY	0- 2	2- 2	1- 1				
0- 1	0- 0	0- 0	NEUTRAL	0- 0	0- 1	0- 0				
9- 2	0- 0	0- 1	NON-CONFERENCE	0- 1	9- 0	9- 0				
8- 1	0- 0	0- 0	HOME	0- 1	8- 0	8- 0				
1- 1	0- 0	0- 1	AWAY	0- 0	1- 0	1- 0				
0- 0	0- 0	0- 0	NEUTRAL	0- 0	0- 0	0- 0				
5- 14	0- 4	0- 4	CONFERENCE	1- 3	4- 3	1- 1				
4- 5	0- 2	0- 2	HOME	1- 1	3- 0	1- 0				
1- 8	0- 2	0- 2	AWAY	0- 2	1- 2	0- 1				
0- 1	0- 0	0- 0	NEUTRAL	0- 0	0- 1	0- 0				

RPI 1-25				RPI 26-50				RPI 51-100				RPI 101+ Team's RPI: 143			
RPI	S	Opponent	Score	RPI	S	Opponent	Score	RPI	S	Opponent	Score	RPI	S	Opponent	Score
2	A	Baylor	44 76	28	A	Texas	51 60	60	A	TCU	55 69	140	A	Texas Tech	78 90
2	H	Baylor	58 66	28	H	Texas	55 61	60	H	TCU	75 71	140	H	Texas Tech	65 57
11	A	Iowa St.	67 89	32	A	Kansas St.	48 59	61	H	Tennessee	63 76	150	A	Kansas	72 62
11	H	Iowa St.	71 84	32	H	Kansas St.	58 68	79	A	West Virginia	58 67	150	H	Kansas	72 52
				35	A	UCLA	59 71	79	H	West Virginia	54 77	150	N	Kansas	66 76
LAST 12 Division I GAMES:															
150	N	Kansas	66 76	11	A	Iowa St.	67 89								
32	H	Kansas St.	58 68	28	H	Texas	55 61								
2	A	Baylor	44 76	140	A	Texas Tech	78 90								
154	A	Oklahoma	66 75	154	H	Oklahoma	84 74								
150	H	Kansas	72 52	60	A	TCU	55 69								
79	H	West Virginia	54 77	2	H	Baylor	58 66								

Non-Div I Games:

Oklahoma St.

■ Loss,
 ■ Non-Conf,
 S Site,
 ■ Home
 ■ Away
 N Neutral

Average RPI Win:	219	WON-LOST	WINNING	LAST 10	STRENGTH OF	OPP. STRENGTH	TEAM	ADJ.	CONF.	ADJ CONF.
Average RPI Loss:	91	RECORD	PCT. RANK	GAMES	SCHEDULE	OF SCHEDULE	RPI	RPI	RPI	RPI
DIV. I ONLY	21- 10	73	1- 1	182	132	108	108	14	14	
DIV. I NON-CONF.	10- 3	59	0- 0	131	168	59	59	17	17	
TOTALS	RPI 1-25	RPI 26-50	W-L RECORDS	RPI 51-100	RPI 101-999	RPI 150+				
21- 10	0- 1	0- 2	OVERALL	3- 4	18- 3	17- 1				
11- 3	0- 0	0- 0	HOME	2- 2	9- 1	9- 0				
7- 5	0- 1	0- 1	AWAY	1- 1	6- 2	6- 1				
3- 2	0- 0	0- 1	NEUTRAL	0- 1	3- 0	2- 0				
10- 3	0- 1	0- 1	NON-CONFERENCE	2- 1	8- 0	7- 0				
5- 1	0- 0	0- 0	HOME	1- 1	4- 0	4- 0				
3- 1	0- 1	0- 0	AWAY	1- 0	2- 0	2- 0				
2- 1	0- 0	0- 1	NEUTRAL	0- 0	2- 0	1- 0				
11- 7	0- 0	0- 1	CONFERENCE	1- 3	10- 3	10- 1				
6- 2	0- 0	0- 0	HOME	1- 1	5- 1	5- 0				
4- 4	0- 0	0- 1	AWAY	0- 1	4- 2	4- 1				
1- 1	0- 0	0- 0	NEUTRAL	0- 1	1- 0	1- 0				

RPI 1-25				RPI 26-50				RPI 51-100				RPI 101+				Team's RPI: 108	
RPI	S	Opponent	Score	RPI	S	Opponent	Score	RPI	S	Opponent	Score	RPI	S	Opponent	Score		
9	A	NC State	56 85	34	A	Rice	42 48	63	H	Middle Tenn.	70 65	105	A	Charlotte	59 69		
				49	N	Saint Mary's (CA)	65 83	77	A	Cincinnati	76 72	105	H	Charlotte	53 60		
								93	H	VCU	60 57	146	N	Tennessee Tech	80 73		
								96	A	Western Ky.	60 75	161	H	William & Mary	83 69		
								96	N	Western Ky.	60 74	169	A	Tulane	56 48		
								98	H	Virginia	67 73	172	A	Louisiana Tech	70 59		
								99	H	UAB	61 69	176	A	North Texas	72 71		
												195	A	Southern Miss.	53 50		
												199	A	Campbell	83 59		
												221	A	Marshall	48 57		
												221	H	Marshall	79 53		
												233	N	Jacksonville	78 76		
												250	H	Norfolk St.	69 53		
												258	H	UTEP	78 59		
												302	H	UTSA	72 47		
												307	A	Fla. Atlantic	68 64		
												307	H	Fla. Atlantic	87 53		
												307	N	Fla. Atlantic	60 32		
												313	H	Coppin St.	81 51		
												321	H	FIU	95 68		
												338	H	Longwood	69 48		
LAST 12 Division I GAMES:																	
307	N	Fla. Atlantic	60 32	105	H	Charlotte	53 60										
96	N	Western Ky.	60 74	105	A	Charlotte	59 69										
338	H	Longwood	69 48	63	H	Middle Tenn.	70 65										
49	N	Saint Mary's (CA)	65 83	99	H	UAB	61 69										
307	A	Fla. Atlantic	68 64	34	A	Rice	42 48										
221	H	Marshall	79 53	176	A	North Texas	72 71										

Non-Div I Games:

Old Dominion

■ Loss,
■ Non-Conf,
■ S Site,
■ H Home
■ A Away
N Neutral

Average RPI Win:	220	WON-LOST	WINNING	LAST 10	STRENGTH OF	OPP. STRENGTH	TEAM	ADJ.	CONF.	ADJ CONF.
Average RPI Loss:	90	RECORD	PCT. RANK	GAMES	SCHEDULE	OF SCHEDULE	RPI	RPI	RPI	RPI
DIV. I ONLY	9- 22	279	0- 1	84	74	237	237	5	5	
DIV. I NON-CONF.	6- 8	199	0- 0	160	216	254	254	5	5	
TOTALS	RPI 1-25	RPI 26-50	W-L RECORDS	RPI 51-100	RPI 101-999	RPI 150+				
9- 22	1- 5	0- 2	OVERALL	0- 7	8- 8	8- 5				
8- 10	0- 2	0- 1	HOME	0- 5	8- 2	8- 1				
1- 8	1- 2	0- 1	AWAY	0- 1	0- 4	0- 3				
0- 4	0- 1	0- 0	NEUTRAL	0- 1	0- 2	0- 1				
6- 8	0- 1	0- 0	NON-CONFERENCE	0- 3	6- 4	6- 2				
6- 4	0- 0	0- 0	HOME	0- 2	6- 2	6- 1				
0- 1	0- 0	0- 0	AWAY	0- 0	0- 1	0- 1				
0- 3	0- 1	0- 0	NEUTRAL	0- 1	0- 1	0- 0				
3- 14	1- 4	0- 2	CONFERENCE	0- 4	2- 4	2- 3				
2- 6	0- 2	0- 1	HOME	0- 3	2- 0	2- 0				
1- 7	1- 2	0- 1	AWAY	0- 1	0- 3	0- 2				
0- 1	0- 0	0- 0	NEUTRAL	0- 0	0- 1	0- 1				

RPI 1-25				RPI 26-50				RPI 51-100				RPI 101+ Team's RPI: 237			
RPI	S	Opponent	Score	RPI	S	Opponent	Score	RPI	S	Opponent	Score	RPI	S	Opponent	Score
6	N	UConn	50 90	30	A	Missouri	55 78	60	H	TCU	50 55	111	A	Georgia	56 78
8	A	Mississippi St.	49 80	48	H	Auburn	51 64	61	H	Tennessee	56 81	116	N	St. John's (NY)	59 64
8	H	Mississippi St.	66 80					66	A	Arkansas	61 73	132	H	IUPUI	58 66
16	H	Texas A&M	60 72					66	H	Arkansas	55 85	156	A	Alabama	43 46
18	A	South Carolina	42 76					87	H	LSU	41 55	166	H	Temple	62 55
22	A	Kentucky	55 49					89	N	Purdue	59 70	172	A	Louisiana Tech	71 80
								90	H	Troy	54 71	210	A	Vanderbilt	68 80
												210	H	Vanderbilt	65 60
												212	H	Florida	76 66
												212	N	Florida	57 64
												215	H	Jacksonville St.	49 60
												234	H	North Florida	82 69
												250	H	Norfolk St.	60 42
												268	H	Louisiana	79 57
												270	H	Western Mich.	69 66
												345	H	Savannah St.	74 51
LAST 12 Division I GAMES:															
212	N	Florida	57 64	210	H	Vanderbilt	65 60								
61	H	Tennessee	56 81	18	A	South Carolina	42 76								
156	A	Alabama	43 46	16	H	Texas A&M	60 72								
66	A	Arkansas	61 73	48	H	Auburn	51 64								
8	H	Mississippi St.	66 80	8	A	Mississippi St.	49 80								
111	A	Georgia	56 78	210	A	Vanderbilt	68 80								

Non-Div I Games:

Ole Miss

■ Loss,
 ■ Non-Conf, S Site,
 ■ Home
 ■ Away
 N Neutral

Average RPI Win:	326	WON-LOST	WINNING	LAST 10	STRENGTH OF	OPP. STRENGTH	TEAM	ADJ.	CONF.	ADJ CONF.
Average RPI Loss:	154	RECORD	PCT. RANK	GAMES	SCHEDULE	OF SCHEDULE	RPI	RPI	RPI	RPI
DIV. I ONLY	6- 21	310	1- 0	282	229	326	326	19	19	
DIV. I NON-CONF.	4- 7	228	1- 0	275	263	280	280	18	18	
TOTALS	RPI 1-25	RPI 26-50	W-L RECORDS	RPI 51-100	RPI 101-999	RPI 150+				
6- 21	0- 0	0- 5	OVERALL	0- 2	6- 14	6- 12				
4- 8	0- 0	0- 2	HOME	0- 0	4- 6	4- 5				
1- 12	0- 0	0- 3	AWAY	0- 2	1- 7	1- 6				
1- 1	0- 0	0- 0	NEUTRAL	0- 0	1- 1	1- 1				
4- 7	0- 0	0- 1	NON-CONFERENCE	0- 2	4- 4	4- 2				
2- 2	0- 0	0- 0	HOME	0- 0	2- 2	2- 1				
1- 4	0- 0	0- 1	AWAY	0- 2	1- 1	1- 0				
1- 1	0- 0	0- 0	NEUTRAL	0- 0	1- 1	1- 1				
2- 14	0- 0	0- 4	CONFERENCE	0- 0	2- 10	2- 10				
2- 6	0- 0	0- 2	HOME	0- 0	2- 4	2- 4				
0- 8	0- 0	0- 2	AWAY	0- 0	0- 6	0- 6				
0- 0	0- 0	0- 0	NEUTRAL	0- 0	0- 0	0- 0				

RPI S	Opponent	Score	RPI S	Opponent	Score	RPI S	Opponent	Score	RPI S	Opponent	Score	Team's RPI: 326
26	A South Dakota St.	47 81	26	H South Dakota St.	38 82	83	A UNI	50 79	147	A Montana St.	56 59	
32	A Kansas St.	46 61	40	A South Dakota	33 78	92	A Creighton	51 66	149	H CSUN	52 64	
40	A South Dakota	33 78	40	H South Dakota	49 80				152	H Bradley	60 80	
									159	A Oral Roberts	64 65	
									159	H Oral Roberts	56 71	
									167	A Denver	76 82	
									167	H Denver	68 95	
									199	N Campbell	52 65	
									223	A North Dakota	57 68	
									223	H North Dakota	68 69	
									242	A Western Ill.	70 78	
									242	H Western Ill.	67 79	
									276	H CSU Bakersfield	53 46	
									322	A North Dakota St.	48 55	
									322	H North Dakota St.	78 61	
									334	A Purdue Fort Wayne	48 56	
									334	H Purdue Fort Wayne	70 61	
									336	A Detroit Mercy	51 42	
									343	H USC Upstate	96 69	
									346	N Florida A&M	57 50	
LAST 12 Division I GAMES:												
346	N Florida A&M	57 50	242	H Western Ill.	67 79							
167	A Denver	76 82	40	A South Dakota	33 78							
159	A Oral Roberts	64 65	223	H North Dakota	68 69							
322	A North Dakota St.	48 55	26	A South Dakota St.	47 81							
334	H Purdue Fort Wayne	70 61	334	A Purdue Fort Wayne	48 56							
26	H South Dakota St.	38 82	40	H South Dakota	49 80							

Non-Div I Games: Peru St. 91 44 Graceland (IA) 81 39

Omaha

Oral Roberts

Through Games Of March 15, 2019

Average RPI Win:	266	WON-LOST	WINNING	LAST 10	STRENGTH OF	OPP. STRENGTH	TEAM	ADJ.	CONF.	ADJ CONF.
Average RPI Loss:	88	RECORD	PCT. RANK	GAMES	SCHEDULE	OF SCHEDULE	RPI	RPI	RPI	RPI
DIV. I ONLY	16- 13	142	0- 1	224	153	159	159	19	19	
DIV. I NON-CONF.	5- 6	177	0- 0	200	69	170	170	18	18	
TOTALS	RPI 1-25	RPI 26-50	W-L RECORDS	RPI 51-100	RPI 101-999	RPI 150+				
16- 13	0- 1	0- 5	OVERALL	0- 2	16- 5	16- 3				
7- 5	0- 0	0- 2	HOME	0- 1	7- 2	7- 2				
8- 7	0- 1	0- 2	AWAY	0- 1	8- 3	8- 1				
1- 1	0- 0	0- 1	NEUTRAL	0- 0	1- 0	1- 0				
5- 6	0- 1	0- 0	NON-CONFERENCE	0- 2	5- 3	5- 1				
2- 2	0- 0	0- 0	HOME	0- 1	2- 1	2- 1				
3- 4	0- 1	0- 0	AWAY	0- 1	3- 2	3- 0				
0- 0	0- 0	0- 0	NEUTRAL	0- 0	0- 0	0- 0				
11- 7	0- 0	0- 5	CONFERENCE	0- 0	11- 2	11- 2				
5- 3	0- 0	0- 2	HOME	0- 0	5- 1	5- 1				
5- 3	0- 0	0- 2	AWAY	0- 0	5- 1	5- 1				
1- 1	0- 0	0- 1	NEUTRAL	0- 0	1- 0	1- 0				

RPI 1-25				RPI 26-50				RPI 51-100				RPI 101+				Team's RPI: 159	
RPI	S	Opponent	Score	RPI	S	Opponent	Score	RPI	S	Opponent	Score	RPI	S	Opponent	Score		
7	A	Iowa	77 90	26	A	South Dakota St.	55 68	66	A	Arkansas	61 74	143	A	Oklahoma St.	69 89		
				26	H	South Dakota St.	65 74	76	H	UT Arlington	62 80	150	A	Kansas	58 70		
				26	N	South Dakota St.	55 86					155	H	Tulsa	68 76		
				40	A	South Dakota	64 75					163	A	Texas St.	81 64		
				40	H	South Dakota	72 76					167	A	Denver	76 93		
												167	H	Denver	74 66		
												181	A	Sam Houston St.	73 62		
												223	A	North Dakota	80 58		
												223	H	North Dakota	67 75		
												228	H	UMKC	75 64		
												242	A	Western Ill.	92 85		
												242	H	Western Ill.	68 64		
												242	N	Western Ill.	68 64		
												273	H	Southern Utah	64 59		
												322	A	North Dakota St.	65 54		
												322	H	North Dakota St.	101 72		
												326	A	Omaha	71 56		
												326	H	Omaha	65 64		
												332	A	Houston Baptist	74 56		
												334	A	Purdue Fort Wayne	72 61		
												334	H	Purdue Fort Wayne	66 56		
LAST 12 Division I GAMES:																	
				26	N	South Dakota St.	55 86	40	A	South Dakota	64 75						
				242	N	Western Ill.	68 64	167	H	Denver	74 66						
				326	H	Omaha	65 64	26	H	South Dakota St.	65 74						
				242	A	Western Ill.	92 85	334	H	Purdue Fort Wayne	66 56						
				223	A	North Dakota	80 58	322	H	North Dakota St.	101 72						
				322	A	North Dakota St.	65 54	167	A	Denver	76 93						

Non-Div I Games: Harris-Stowe 74 46 Cent. Christian (KS94 47

Oral Roberts

Loss, Non-Conf, S Site, H Home A Away N Neutral

Oregon

Through Games Of March 15, 2019

Average RPI Win:	92	WON-LOST	WINNING	LAST 10	STRENGTH OF	OPP. STRENGTH	TEAM	ADJ.	CONF.	ADJ CONF.
Average RPI Loss:	27	RECORD	PCT. RANK	GAMES	SCHEDULE	OF SCHEDULE	RPI	RPI	RPI	RPI
DIV. I ONLY	28- 4	7	2- 0	11	9	5	5	2	2	
DIV. I NON-CONF.	10- 1	17	0- 0	23	37	7	7	2	2	
TOTALS	RPI 1-25	RPI 26-50	W-L RECORDS	RPI 51-100	RPI 101-999	RPI 150+				
28- 4	6- 2	6- 2	OVERALL	6- 0	10- 0	8- 0				
14- 1	4- 0	1- 1	HOME	3- 0	6- 0	5- 0				
11- 2	2- 1	4- 1	AWAY	2- 0	3- 0	2- 0				
3- 1	0- 1	1- 0	NEUTRAL	1- 0	1- 0	1- 0				
10- 1	2- 0	3- 1	NON-CONFERENCE	0- 0	5- 0	5- 0				
6- 0	2- 0	1- 0	HOME	0- 0	3- 0	3- 0				
3- 1	0- 0	2- 1	AWAY	0- 0	1- 0	1- 0				
1- 0	0- 0	0- 0	NEUTRAL	0- 0	1- 0	1- 0				
18- 3	4- 2	3- 1	CONFERENCE	6- 0	5- 0	3- 0				
8- 1	2- 0	0- 1	HOME	3- 0	3- 0	2- 0				
8- 1	2- 1	2- 0	AWAY	2- 0	2- 0	1- 0				
2- 1	0- 1	1- 0	NEUTRAL	1- 0	0- 0	0- 0				

RPI 1-25				Team's RPI: 5				RPI 26-50				RPI 51-100				RPI 101+			
RPI	S	Opponent	Score	RPI	S	Opponent	Score	RPI	S	Opponent	Score	RPI	S	Opponent	Score				
4	A	Stanford	88 48	26	A	South Dakota St.	87 79	53	A	Southern California	93 53	135	A	Washington	76 57				
4	N	Stanford	57 64	33	H	Buffalo	102 82	53	H	Southern California	96 78	135	H	Washington	84 71				
8	H	Mississippi St.	82 74	35	A	UCLA	72 52	80	A	Arizona	83 54	157	A	Washington St.	79 64				
10	H	Syracuse	75 73	35	H	UCLA	69 74	80	H	Arizona	93 60	157	H	Washington St.	98 58				
23	A	Arizona St.	66 59	35	N	UCLA	88 83	80	N	Arizona	77 63	158	N	UC Riverside	94 44				
23	H	Arizona St.	77 71	41	A	California	105 82	91	H	Utah	87 65	170	H	UC Irvine	115 69				
24	A	Oregon St.	62 67	43	A	Michigan St.	82 88					178	H	Colorado	102 43				
24	H	Oregon St.	77 68	49	A	Saint Mary's (CA)	79 55					180	A	Utah St.	88 58				
												271 H Long Beach St. 110 48							
												297 H Air Force 82 36							
LAST 12 Division I GAMES:																			
				80 N Arizona 77 63				35 H UCLA 69 74											
				35 N UCLA 88 83				24 A Oregon St. 62 67											
				4 N Stanford 57 64				24 H Oregon St. 77 68											
				23 A Arizona St. 66 59				4 A Stanford 88 48											
				80 A Arizona 83 54				41 A California 105 82											
				53 H Southern California 96 78				178 H Colorado 102 43											

Non-Div I Games: Alas. Fairbanks 115 36

Oregon

Loss, Non-Conf, S Site, H Home A Away N Neutral

Average RPI Win:	127	WON-LOST	WINNING	LAST 10	STRENGTH OF	OPP. STRENGTH	TEAM	ADJ.	CONF.	ADJ CONF.
Average RPI Loss:	30	RECORD	PCT. RANK	GAMES	SCHEDULE	OF SCHEDULE	RPI	RPI	RPI	RPI
DIV. I ONLY	24- 7	39	0- 1	68	4	24	24	2	2	
DIV. I NON-CONF.	10- 2	37	0- 0	189	20	62	62	2	2	
TOTALS	RPI 1-25	RPI 26-50	W-L RECORDS	RPI 51-100	RPI 101-999	RPI 150+				
24- 7	2- 6	4- 0	OVERALL	7- 0	11- 1	9- 0				
15- 1	1- 1	2- 0	HOME	4- 0	8- 0	7- 0				
6- 3	0- 3	2- 0	AWAY	2- 0	2- 0	1- 0				
3- 3	1- 2	0- 0	NEUTRAL	1- 0	1- 1	1- 0				
10- 2	1- 2	1- 0	NON-CONFERENCE	2- 0	6- 0	6- 0				
7- 0	0- 0	1- 0	HOME	1- 0	5- 0	5- 0				
0- 0	0- 0	0- 0	AWAY	0- 0	0- 0	0- 0				
3- 2	1- 2	0- 0	NEUTRAL	1- 0	1- 0	1- 0				
14- 5	1- 4	3- 0	CONFERENCE	5- 0	5- 1	3- 0				
8- 1	1- 1	1- 0	HOME	3- 0	3- 0	2- 0				
6- 3	0- 3	2- 0	AWAY	2- 0	2- 0	1- 0				
0- 1	0- 0	0- 0	NEUTRAL	0- 0	0- 1	0- 0				

RPI	S	Opponent	Score	RPI	S	Opponent	Score	RPI	S	Opponent	Score	RPI	S	Opponent	Score
1	N	Notre Dame	81 91	35	A	UCLA	83 73	53	A	Southern California	76 52	135	A	Washington	86 39
4	A	Stanford	44 61	35	H	UCLA	75 72	53	H	Southern California	68 61	135	H	Washington	78 67
5	A	Oregon	68 77	41	A	California	82 74	78	H	Duke	71 57	135	N	Washington	67 68
5	H	Oregon	67 62	49	H	Saint Mary's (CA)	89 56	80	A	Arizona	65 60	157	A	Washington St.	52 35
16	N	Texas A&M	70 76					80	H	Arizona	86 64	157	H	Washington St.	76 69
18	N	South Carolina	70 68					91	H	Utah	71 63	164	H	Santa Clara	82 31
23	A	Arizona St.	54 66					96	N	Western Ky.	74 60	178	H	Colorado	89 65
23	H	Arizona St.	76 79									182	N	Eastern Wash.	93 45
												276	H	CSU Bakersfield	92 52
												283	H	La Salle	100 46
												317	H	Cal Poly	79 54
												349	H	Ark.-Pine Bluff	89 33
LAST 12 Division I GAMES:															
135	N	Washington	67 68	53	H	Southern California	68 61								
1	N	Notre Dame	81 91	5	H	Oregon	67 62								
18	N	South Carolina	70 68	5	A	Oregon	68 77								
80	A	Arizona	65 60	41	A	California	82 74								
23	A	Arizona St.	54 66	4	A	Stanford	44 61								
35	H	UCLA	75 72	91	H	Utah	71 63								

Non-Div I Games:

Oregon St.

■ Loss,
■ Non-Conf,
■ S Site,
■ H Home
■ A Away
N Neutral

Average RPI Win:	204	WON-LOST	WINNING	LAST 10	STRENGTH OF	OPP. STRENGTH	TEAM	ADJ.	CONF.	ADJ CONF.
Average RPI Loss:	58	RECORD	PCT. RANK	GAMES	SCHEDULE	OF SCHEDULE	RPI	RPI	RPI	RPI
DIV. I ONLY	18- 12	115	1- 1	95	100	101	101	7	7	
DIV. I NON-CONF.	7- 3	83	0- 0	158	201	74	74	7	7	
TOTALS	RPI 1-25	RPI 26-50	W-L RECORDS	RPI 51-100	RPI 101-999	RPI 150+				
18- 12	0- 5	1- 2	OVERALL	3- 3	14- 2	13- 1				
9- 4	0- 2	1- 0	HOME	2- 0	6- 2	6- 1				
8- 6	0- 3	0- 1	AWAY	1- 2	7- 0	6- 0				
1- 2	0- 0	0- 1	NEUTRAL	0- 1	1- 0	1- 0				
7- 3	0- 1	0- 1	NON-CONFERENCE	2- 1	5- 0	5- 0				
4- 0	0- 0	0- 0	HOME	1- 0	3- 0	3- 0				
3- 2	0- 1	0- 0	AWAY	1- 1	2- 0	2- 0				
0- 1	0- 0	0- 1	NEUTRAL	0- 0	0- 0	0- 0				
11- 9	0- 4	1- 1	CONFERENCE	1- 2	9- 2	8- 1				
5- 4	0- 2	1- 0	HOME	1- 0	3- 2	3- 1				
5- 4	0- 2	0- 1	AWAY	0- 1	5- 0	4- 0				
1- 1	0- 0	0- 0	NEUTRAL	0- 1	1- 0	1- 0				

RPI S	Opponent	Score	RPI S	Opponent	Score	RPI S	Opponent	Score	RPI S	Opponent	Score	Team's RPI: 101
13	A Gonzaga	65 88	41	N California	69 81	51	A Lamar University	66 82	104	A Loyola Marymount	81 75	
13	H Gonzaga	51 63	49	A Saint Mary's (CA)	62 75	62	H Wyoming	70 64	104	H Loyola Marymount	67 72	
15	A UCF	57 64	49	H Saint Mary's (CA)	76 67	74	A UC Davis	83 80	164	A Santa Clara	74 70	
25	A BYU	49 75				100	A Pepperdine	76 96	164	H Santa Clara	83 88	
25	H BYU	74 77				100	H Pepperdine	78 67	164	N Santa Clara	76 60	
						100	N Pepperdine	84 87	190	A Portland	76 66	
									190	H Portland	87 77	
									253	A San Francisco	85 75	
									253	H San Francisco	74 48	
									264	A Cal St. Fullerton	72 64	
									275	A San Diego	70 53	
									275	H San Diego	79 47	
									289	H UC Santa Barbara	69 53	
									298	A San Jose St.	91 67	
									322	H North Dakota St.	75 68	
									337	H Seattle U	75 61	
LAST 12 Division I GAMES:												
164	N	Santa Clara	76	60	253	H	San Francisco	74	48			
100	N	Pepperdine	84	87	25	A	BYU	49	75			
49	A	Saint Mary's (CA)	62	75	275	A	San Diego	70	53			
104	A	Loyola Marymount	81	75	190	H	Portland	87	77			
100	A	Pepperdine	76	96	13	H	Gonzaga	51	63			
164	H	Santa Clara	83	88	100	H	Pepperdine	78	67			

Non-Div I Games:

Pacific

■ Loss,
■ Non-Conf,
■ S Site,
■ H Home
■ A Away
N Neutral

Average RPI Win:	211	WON-LOST	WINNING	LAST 10	STRENGTH OF	OPP. STRENGTH	TEAM	ADJ.	CONF.	ADJ CONF.
Average RPI Loss:	50	RECORD	PCT. RANK	GAMES	SCHEDULE	OF SCHEDULE	RPI	RPI	RPI	RPI
DIV. I ONLY	21- 5	26	1- 0	184	119	59	59	11	11	
DIV. I NON-CONF.	9- 3	62	0- 0	216	105	87	87	11	11	
TOTALS	RPI 1-25	RPI 26-50	W-L RECORDS	RPI 51-100	RPI 101-999	RPI 150+				
21- 5	0- 1	0- 0	OVERALL	3- 4	18- 0	16- 0				
10- 2	0- 0	0- 0	HOME	1- 2	9- 0	8- 0				
11- 2	0- 1	0- 0	AWAY	2- 1	9- 0	8- 0				
0- 1	0- 0	0- 0	NEUTRAL	0- 1	0- 0	0- 0				
9- 3	0- 1	0- 0	NON-CONFERENCE	1- 2	8- 0	8- 0				
4- 1	0- 0	0- 0	HOME	0- 1	4- 0	4- 0				
5- 1	0- 1	0- 0	AWAY	1- 0	4- 0	4- 0				
0- 1	0- 0	0- 0	NEUTRAL	0- 1	0- 0	0- 0				
12- 2	0- 0	0- 0	CONFERENCE	2- 2	10- 0	8- 0				
6- 1	0- 0	0- 0	HOME	1- 1	5- 0	4- 0				
6- 1	0- 0	0- 0	AWAY	1- 1	5- 0	4- 0				
0- 0	0- 0	0- 0	NEUTRAL	0- 0	0- 0	0- 0				

RPI 1-25				RPI 26-50				RPI 51-100 Team's RPI: 59				RPI 101+			
RPI	S	Opponent	Score	RPI	S	Opponent	Score	RPI	S	Opponent	Score	RPI	S	Opponent	Score
1	A	Notre Dame	55 75					52	A	Princeton	66 60	137	A	Yale	65 56
								52	H	Princeton	53 68	137	H	Yale	54 48
								54	N	Maine	46 47	166	H	Temple	71 62
								55	A	Drexel	55 39	195	A	Cornell	59 46
								57	H	Villanova	50 58	195	H	Cornell	69 58
								88	A	Harvard	72 80	209	A	Stetson	75 53
								88	H	Harvard	75 70	211	A	Dartmouth	60 44
												211	H	Dartmouth	56 52
												235	H	Saint Joseph's	65 45
												252	A	Columbia	72 60
												252	H	Columbia	79 56
												256	A	Navy	65 61
												278	A	Siena	58 51
												282	A	Brown	75 53
												282	H	Brown	83 43
												283	H	La Salle	65 34
												324	A	Iona	66 43
												325	H	NJIT	85 42
LAST 12 Division I GAMES:															
282	A	Brown	75 53	252	H	Columbia	79 56								
137	A	Yale	65 56	88	A	Harvard	72 80								
211	H	Dartmouth	56 52	211	A	Dartmouth	60 44								
88	H	Harvard	75 70	137	H	Yale	54 48								
52	H	Princeton	53 68	282	H	Brown	83 43								
195	H	Cornell	69 58	252	A	Columbia	72 60								

Non-Div I Games: Haverford 81 46

Penn

■ Loss,
 ■ Non-Conf,
 ■ S Site,
 ■ H Home
 ■ A Away
 N Neutral

Average RPI Win:	163	WON-LOST	WINNING	LAST 10	STRENGTH OF	OPP. STRENGTH	TEAM	ADJ.	CONF.	ADJ CONF.
Average RPI Loss:	70	RECORD	PCT. RANK	GAMES	SCHEDULE	OF SCHEDULE	RPI	RPI	RPI	RPI
DIV. I ONLY	12- 18	227	0- 1	33	70	145	145	4	4	
DIV. I NON-CONF.	7- 4	108	0- 0	43	122	92	92	6	6	
TOTALS	RPI 1-25	RPI 26-50	W-L RECORDS	RPI 51-100	RPI 101-999	RPI 150+				
12- 18	0- 4	0- 6	OVERALL	4- 1	8- 7	7- 1				
9- 9	0- 2	0- 3	HOME	3- 1	6- 3	5- 0				
3- 8	0- 2	0- 3	AWAY	1- 0	2- 3	2- 0				
0- 1	0- 0	0- 0	NEUTRAL	0- 0	0- 1	0- 1				
7- 4	0- 1	0- 1	NON-CONFERENCE	3- 0	4- 2	3- 0				
6- 3	0- 0	0- 1	HOME	2- 0	4- 2	3- 0				
1- 1	0- 1	0- 0	AWAY	1- 0	0- 0	0- 0				
0- 0	0- 0	0- 0	NEUTRAL	0- 0	0- 0	0- 0				
5- 14	0- 3	0- 5	CONFERENCE	1- 1	4- 5	4- 1				
3- 6	0- 2	0- 2	HOME	1- 1	2- 1	2- 0				
2- 7	0- 1	0- 3	AWAY	0- 0	2- 3	2- 0				
0- 1	0- 0	0- 0	NEUTRAL	0- 0	0- 1	0- 1				

RPI 1-25				RPI 26-50				RPI 51-100				RPI 101+ Team's RPI: 145			
RPI	S	Opponent	Score	RPI	S	Opponent	Score	RPI	S	Opponent	Score	RPI	S	Opponent	Score
7	H	Iowa	61 81	27	A	Rutgers	61 74	52	H	Princeton	79 71	102	A	Ohio St.	73 78
14	A	Maryland	67 79	27	H	Rutgers	61 69	72	H	American	80 59	102	H	Ohio St.	71 76
14	H	Maryland	61 77	41	H	California	58 75	81	A	Fordham	72 55	106	A	Minnesota	67 97
21	A	Florida St.	58 87	43	A	Michigan St.	48 57	89	H	Purdue	72 61	115	A	Northwestern	63 78
				46	H	Michigan	62 66	94	H	Nebraska	74 79	119	H	Providence	74 72
				47	A	Indiana	75 83					136	H	Duquesne	58 64
												139	H	Stony Brook	70 81
												185	A	Wisconsin	65 59
												185	H	Wisconsin	71 64
												185	N	Wisconsin	57 65
												223	H	North Dakota	75 68
												225	A	Illinois	76 65
												225	H	Illinois	62 48
												233	H	Jacksonville	80 61
												262	H	St. Bonaventure	80 65
LAST 12 Division I GAMES:															
185	N	Wisconsin	57 65	46	H	Michigan	62 66								
94	H	Nebraska	74 79	102	A	Ohio St.	73 78								
225	A	Illinois	76 65	7	H	Iowa	61 81								
89	H	Purdue	72 61	43	A	Michigan St.	48 57								
106	A	Minnesota	67 97	27	H	Rutgers	61 69								
115	A	Northwestern	63 78	185	A	Wisconsin	65 59								

Non-Div I Games:

Penn St.

■ Loss,
 ■ Non-Conf, S Site,
 ■ Home
 ■ Away
 N Neutral

Pepperdine

Through Games Of March 15, 2019

Average RPI Win:	196	WON-LOST	WINNING	LAST 10	STRENGTH OF	OPP. STRENGTH	TEAM	ADJ.	CONF.	ADJ CONF.
Average RPI Loss:	100	RECORD	PCT. RANK	GAMES	SCHEDULE	OF SCHEDULE	RPI	RPI	RPI	RPI
DIV. I ONLY	19- 11	100	1- 1	176	91	100	100	7	7	
DIV. I NON-CONF.	6- 4	125	0- 0	345	219	213	213	7	7	
TOTALS	RPI 1-25	RPI 26-50	W-L RECORDS	RPI 51-100	RPI 101-999	RPI 150+				
19- 11	1- 4	1- 1	OVERALL	0- 0	17- 6	13- 3				
9- 1	1- 1	1- 0	HOME	0- 0	7- 0	5- 0				
7- 8	0- 2	0- 1	AWAY	0- 0	7- 5	6- 2				
3- 2	0- 1	0- 0	NEUTRAL	0- 0	3- 1	2- 1				
6- 4	0- 0	0- 0	NON-CONFERENCE	0- 0	6- 4	6- 2				
1- 0	0- 0	0- 0	HOME	0- 0	1- 0	1- 0				
3- 3	0- 0	0- 0	AWAY	0- 0	3- 3	3- 1				
2- 1	0- 0	0- 0	NEUTRAL	0- 0	2- 1	2- 1				
13- 7	1- 4	1- 1	CONFERENCE	0- 0	11- 2	7- 1				
8- 1	1- 1	1- 0	HOME	0- 0	6- 0	4- 0				
4- 5	0- 2	0- 1	AWAY	0- 0	4- 2	3- 1				
1- 1	0- 1	0- 0	NEUTRAL	0- 0	1- 0	0- 0				

RPI S Opponent	Score	RPI S Opponent	Score	RPI S Opponent	Score	RPI S Opponent	Score
13 A Gonzaga	60 83	49 A Saint Mary's (CA)	68 79			101 A Pacific	67 78
13 H Gonzaga	54 79	49 H Saint Mary's (CA)	77 72			101 H Pacific	96 76
25 A BYU	58 83					101 N Pacific	87 84
25 H BYU	79 65					104 A Loyola Marymount	73 55
25 N BYU	63 68					104 H Loyola Marymount	95 86
						109 A Idaho St.	63 65
						119 A Providence	47 66
						164 A Santa Clara	76 74
						164 H Santa Clara	74 48
						178 A Colorado	65 80
						187 A Hawaii	65 64
						190 A Portland	63 85
						190 H Portland	82 68
						244 N Northern Ky.	51 46
						253 A San Francisco	72 66
						253 H San Francisco	69 50
						266 N Sacramento St.	113 97
						275 A San Diego	74 55
						275 H San Diego	88 65
						283 N La Salle	55 62
						314 H Weber St.	68 47
						317 A Cal Poly	70 63
						337 A Seattle U	78 64
LAST 12 Division I GAMES:							
101 N Pacific	87 84	104 A Loyola Marymount	73 55				
25 N BYU	63 68	164 A Santa Clara	76 74				
190 A Portland	63 85	253 A San Francisco	72 66				
13 A Gonzaga	60 83	25 H BYU	79 65				
49 H Saint Mary's (CA)	77 72	275 H San Diego	88 65				
101 H Pacific	96 76	101 A Pacific	67 78				

Non-Div I Games: Cal St. L.A. 80 56

Pepperdine

Loss, Non-Conf, S Site, H Home A Away N Neutral

Average RPI Win:	143	WON-LOST	WINNING	LAST 10	STRENGTH OF	OPP. STRENGTH	TEAM	ADJ.	CONF.	ADJ CONF.
Average RPI Loss:	56	RECORD	PCT. RANK	GAMES	SCHEDULE	OF SCHEDULE	RPI	RPI	RPI	RPI
DIV. I ONLY	11- 20	254	0- 1	19	19	126	126	1	1	
DIV. I NON-CONF.	9- 5	104	0- 0	63	118	83	83	1	1	
TOTALS	RPI 1-25	RPI 26-50	W-L RECORDS	RPI 51-100	RPI 101-999	RPI 150+				
11- 20	0- 9	1- 1	OVERALL	3- 7	7- 3	3- 1				
6- 10	0- 4	1- 1	HOME	2- 3	3- 2	2- 0				
3- 8	0- 5	0- 0	AWAY	0- 3	3- 0	0- 0				
2- 2	0- 0	0- 0	NEUTRAL	1- 1	1- 1	1- 1				
9- 5	0- 1	0- 0	NON-CONFERENCE	3- 2	6- 2	3- 1				
5- 3	0- 1	0- 0	HOME	2- 1	3- 1	2- 0				
2- 1	0- 0	0- 0	AWAY	0- 1	2- 0	0- 0				
2- 1	0- 0	0- 0	NEUTRAL	1- 0	1- 1	1- 1				
2- 15	0- 8	1- 1	CONFERENCE	0- 5	1- 1	0- 0				
1- 7	0- 3	1- 1	HOME	0- 2	0- 1	0- 0				
1- 7	0- 5	0- 0	AWAY	0- 2	1- 0	0- 0				
0- 1	0- 0	0- 0	NEUTRAL	0- 1	0- 0	0- 0				

RPI S	Opponent	Score	RPI S	Opponent	Score	RPI S	Opponent	Score	RPI S	Opponent	Score	Team's RPI: 126
1	A Notre Dame	44 100	37	H North Carolina	91 78	66	N Arkansas	61 54	115	A Northwestern	52 49	
3	A Louisville	42 70	50	H Clemson	59 65	67	A Georgia Tech	55 67	121	H Youngstown St.	55 64	
3	H Louisville	40 67				71	A Georgetown	41 70	123	H UNCW	60 56	
9	A NC State	34 63				73	H Virginia Tech	58 74	133	H Boston College	55 59	
10	A Syracuse	63 90				77	H Cincinnati	65 48	136	A Duquesne	66 58	
10	H Syracuse	50 82				78	A Duke	55 74	148	A Wake Forest	70 64	
15	H UCF	58 61				78	N Duke	64 86	185	N Wisconsin	42 57	
19	H Miami (FL)	51 65				79	H West Virginia	43 77	194	H Saint Francis (PA)	78 75	
21	A Florida St.	46 78				81	H Fordham	65 62	288	H New Orleans	90 38	
						98	H Virginia	57 74	304	N Tennessee St.	78 56	
LAST 12 Division I GAMES:												
78	N Duke	64 86	19	H Miami (FL)	51 65							
3	H Louisville	40 67	67	A Georgia Tech	55 67							
148	A Wake Forest	70 64	78	A Duke	55 74							
10	A Syracuse	63 90	73	H Virginia Tech	58 74							
21	A Florida St.	46 78	3	A Louisville	42 70							
37	H North Carolina	91 78	98	H Virginia	57 74							

Non-Div I Games:

Pittsburgh

■ Loss,
 ■ Non-Conf, S Site,
 ■ Home
 ■ Away
 N Neutral

Average RPI Win:	245	WON-LOST	WINNING	LAST 10	STRENGTH OF	OPP. STRENGTH	TEAM	ADJ.	CONF.	ADJ CONF.
Average RPI Loss:	95	RECORD	PCT. RANK	GAMES	SCHEDULE	OF SCHEDULE	RPI	RPI	RPI	RPI
DIV. I ONLY	11- 17	233	0- 1	133	112	190	190	7	7	
DIV. I NON-CONF.	6- 3	91	0- 0	210	329	138	138	7	7	
TOTALS	RPI 1-25	RPI 26-50	W-L RECORDS	RPI 51-100	RPI 101-999	RPI 150+				
11- 17	0- 4	0- 2	OVERALL	1- 2	10- 9	10- 4				
6- 7	0- 2	0- 1	HOME	1- 0	5- 4	5- 2				
5- 8	0- 2	0- 1	AWAY	0- 1	5- 4	5- 1				
0- 2	0- 0	0- 0	NEUTRAL	0- 1	0- 1	0- 1				
6- 3	0- 0	0- 0	NON-CONFERENCE	0- 1	6- 2	6- 1				
3- 1	0- 0	0- 0	HOME	0- 0	3- 1	3- 1				
3- 1	0- 0	0- 0	AWAY	0- 0	3- 1	3- 0				
0- 1	0- 0	0- 0	NEUTRAL	0- 1	0- 0	0- 0				
5- 14	0- 4	0- 2	CONFERENCE	1- 1	4- 7	4- 3				
3- 6	0- 2	0- 1	HOME	1- 0	2- 3	2- 1				
2- 7	0- 2	0- 1	AWAY	0- 1	2- 3	2- 1				
0- 1	0- 0	0- 0	NEUTRAL	0- 0	0- 1	0- 1				

RPI 1-25				RPI 26-50				RPI 51-100				RPI 101+ Team's RPI: 190			
RPI	S	Opponent	Score	RPI	S	Opponent	Score	RPI	S	Opponent	Score	RPI	S	Opponent	Score
13	A	Gonzaga	71 97	49	A	Saint Mary's (CA)	85 113	80	N	Arizona	70 92	101	A	Pacific	77 87
13	H	Gonzaga	62 93	49	H	Saint Mary's (CA)	91 98	100	A	Pepperdine	68 82	101	H	Pacific	66 76
25	A	BYU	71 79					100	H	Pepperdine	85 63	104	A	Loyola Marymount	58 76
25	H	BYU	69 70									104	H	Loyola Marymount	54 70
												107	A	Portland St.	79 92
												164	A	Santa Clara	68 106
												164	H	Santa Clara	66 72
												170	H	UC Irvine	69 84
												180	H	Utah St.	61 54
												187	A	Hawaii	72 65
												253	A	San Francisco	69 66
												253	H	San Francisco	78 73
												253	N	San Francisco	69 76
												264	H	Cal St. Fullerton	83 74
												275	A	San Diego	69 60
												275	H	San Diego	96 74
												293	A	Utah Valley	65 60
												297	H	Air Force	79 60
												314	A	Weber St.	89 73
LAST 12 Division I GAMES:															
253	N	San Francisco	69 76	25	H	BYU	69 70	13	H	Gonzaga	62 93	101	A	Pacific	77 87
100	H	Pepperdine	85 63	49	A	Saint Mary's (CA)	85 113	100	A	Pepperdine	68 82	104	A	Loyola Marymount	58 76
104	H	Loyola Marymount	54 70	49	H	Saint Mary's (CA)	91 98	100	H	Pepperdine	85 63	104	H	Loyola Marymount	54 70
164	A	Santa Clara	68 106									107	A	Portland St.	79 92
253	A	San Francisco	69 66									164	A	Santa Clara	68 106
275	H	San Diego	96 74									164	H	Santa Clara	66 72
												170	H	UC Irvine	69 84
												180	H	Utah St.	61 54
												187	A	Hawaii	72 65
												253	A	San Francisco	69 66
												253	H	San Francisco	78 73
												253	N	San Francisco	69 76
												264	H	Cal St. Fullerton	83 74
												275	A	San Diego	69 60
												275	H	San Diego	96 74
												293	A	Utah Valley	65 60
												297	H	Air Force	79 60
												314	A	Weber St.	89 73

Non-Div I Games: Warner Pacific 98 63 Willamette 82 27

Portland

Loss, Non-Conf, S Site, H Home A Away N Neutral

Average RPI Win:	218	WON-LOST	WINNING	LAST 10	STRENGTH OF	OPP. STRENGTH	TEAM	ADJ.	CONF.	ADJ CONF.
Average RPI Loss:	125	RECORD	PCT. RANK	GAMES	SCHEDULE	OF SCHEDULE	RPI	RPI	RPI	RPI
DIV. I ONLY	24- 7	39	3- 0	268	186	107	107	16	16	
DIV. I NON-CONF.	7- 1	30	0- 0	317	308	145	145	13	13	
TOTALS	RPI 1-25	RPI 26-50	W-L RECORDS	RPI 51-100	RPI 101-999	RPI 150+				
24- 7	0- 0	0- 0	OVERALL	2- 2	22- 5	18- 2				
13- 3	0- 0	0- 0	HOME	1- 1	12- 2	10- 1				
8- 4	0- 0	0- 0	AWAY	0- 1	8- 3	7- 1				
3- 0	0- 0	0- 0	NEUTRAL	1- 0	2- 0	1- 0				
7- 1	0- 0	0- 0	NON-CONFERENCE	1- 0	6- 1	6- 1				
5- 1	0- 0	0- 0	HOME	1- 0	4- 1	4- 1				
2- 0	0- 0	0- 0	AWAY	0- 0	2- 0	2- 0				
0- 0	0- 0	0- 0	NEUTRAL	0- 0	0- 0	0- 0				
17- 6	0- 0	0- 0	CONFERENCE	1- 2	16- 4	12- 1				
8- 2	0- 0	0- 0	HOME	0- 1	8- 1	6- 0				
6- 4	0- 0	0- 0	AWAY	0- 1	6- 3	5- 1				
3- 0	0- 0	0- 0	NEUTRAL	1- 0	2- 0	1- 0				

RPI S	Opponent	Score	RPI S	Opponent	Score	RPI S	Opponent	Score	RPI S	Opponent	Score	Team's RPI: 107
						74	H UC Davis	65 50	109	A Idaho St.	54 72	
						86	A Idaho	78 80	109	H Idaho St.	57 58	
						86	H Idaho	68 81	128	A Northern Colo.	63 79	
						86	N Idaho	75 59	128	H Northern Colo.	85 66	
									147	A Montana St.	68 55	
									147	H Montana St.	55 53	
									147	N Montana St.	68 56	
									170	H UC Irvine	68 73	
									182	A Eastern Wash.	76 64	
									182	H Eastern Wash.	76 57	
									182	N Eastern Wash.	61 59	
									186	A Montana	70 73	
									186	H Montana	78 60	
									190	H Portland	92 79	
									203	H UNLV	58 49	
									222	A Northern Ariz.	74 59	
									222	H Northern Ariz.	72 55	
									258	A UTEP	89 61	
									266	A Sacramento St.	75 57	
									266	H Sacramento St.	74 58	
									273	A Southern Utah	81 56	
									273	H Southern Utah	63 49	
									298	H San Jose St.	80 51	
									314	A Weber St.	77 59	
									314	H Weber St.	65 38	
									337	H Seattle U	68 43	
LAST 12 Division I GAMES:												
			147	N Montana St.	68 56	86	H Idaho	68 81				
			86	N Idaho	75 59	266	A Sacramento St.	75 57				
			182	N Eastern Wash.	61 59	109	A Idaho St.	54 72				
			147	A Montana St.	68 55	273	A Southern Utah	81 56				
			186	A Montana	70 73	222	A Northern Ariz.	74 59				
			182	H Eastern Wash.	76 57	128	H Northern Colo.	85 66				

Non-Div I Games: Warner Pacific 102 49

Portland St.

Portland St.

Average RPI Win:	285	WON-LOST	WINNING	LAST 10	STRENGTH OF	OPP. STRENGTH	TEAM	ADJ.	CONF.	ADJ CONF.
Average RPI Loss:	157	RECORD	PCT. RANK	GAMES	SCHEDULE	OF SCHEDULE	RPI	RPI	RPI	RPI
DIV. I ONLY	15- 13	148	1- 0	273	310	188	188	29	29	
DIV. I NON-CONF.	1- 7	319	0- 0	31	34	205	205	28	28	
TOTALS	RPI 1-25	RPI 26-50	W-L RECORDS	RPI 51-100	RPI 101-999	RPI 150+				
15- 13	0- 2	0- 1	OVERALL	0- 1	15- 9	15- 8				
8- 3	0- 0	0- 1	HOME	0- 0	8- 2	8- 2				
6- 9	0- 2	0- 0	AWAY	0- 1	6- 6	6- 5				
1- 1	0- 0	0- 0	NEUTRAL	0- 0	1- 1	1- 1				
1- 7	0- 2	0- 1	NON-CONFERENCE	0- 1	1- 3	1- 2				
0- 1	0- 0	0- 1	HOME	0- 0	0- 0	0- 0				
0- 6	0- 2	0- 0	AWAY	0- 1	0- 3	0- 2				
1- 0	0- 0	0- 0	NEUTRAL	0- 0	1- 0	1- 0				
14- 6	0- 0	0- 0	CONFERENCE	0- 0	14- 6	14- 6				
8- 2	0- 0	0- 0	HOME	0- 0	8- 2	8- 2				
6- 3	0- 0	0- 0	AWAY	0- 0	6- 3	6- 3				
0- 1	0- 0	0- 0	NEUTRAL	0- 0	0- 1	0- 1				

RPI 1-25				RPI 26-50				RPI 51-100				RPI 101+ Team's RPI: 188			
RPI	S	Opponent	Score	RPI	S	Opponent	Score	RPI	S	Opponent	Score	RPI	S	Opponent	Score
11	A	Iowa St.	46 94	34	H	Rice	58 68	66	A	Arkansas	44 71	143	A	Oklahoma St.	50 70
16	A	Texas A&M	57 70									160	A	Southern U.	55 54
												160	H	Southern U.	63 52
												178	A	Colorado	38 79
												206	A	Grambling	57 73
												206	H	Grambling	63 64
												214	A	UTRGV	50 57
												226	A	Texas Southern	67 73
												226	H	Texas Southern	44 52
												240	A	Jackson St.	89 80
												240	H	Jackson St.	76 57
												240	N	Jackson St.	63 75
												251	N	A&M-Corpus Christi	67 59
												269	A	Alabama St.	59 67
												269	H	Alabama St.	71 59
												301	A	Alabama A&M	72 69
												301	H	Alabama A&M	77 65
												301	H	Alabama A&M	69 56
												329	A	Mississippi Val.	75 65
												329	H	Mississippi Val.	91 55
												349	A	Ark.-Pine Bluff	80 41
												349	H	Ark.-Pine Bluff	79 46
												350	A	Alcorn	82 61
												350	H	Alcorn	90 61
LAST 12 Division I GAMES:															
301	H	Alabama A&M	69 56	349	H	Ark.-Pine Bluff	79 46								
240	N	Jackson St.	63 75	329	H	Mississippi Val.	91 55								
350	H	Alcorn	90 61	206	A	Grambling	57 73								
160	H	Southern U.	63 52	240	A	Jackson St.	89 80								
269	A	Alabama St.	59 67	226	A	Texas Southern	67 73								
301	A	Alabama A&M	72 69	269	H	Alabama St.	71 59								

Non-Div I Games: Jarvis Christian 117 32 Arlington Baptist 105 31

Prairie View

Loss, Non-Conf, S Site, H Home A Away N Neutral

Presbyterian

Through Games Of March 15, 2019

Average RPI Win:	317	WON-LOST	WINNING	LAST 10	STRENGTH OF	OPP. STRENGTH	TEAM	ADJ.	CONF.	ADJ CONF.
Average RPI Loss:	188	RECORD	PCT. RANK	GAMES	SCHEDULE	OF SCHEDULE	RPI	RPI	RPI	RPI
DIV. I ONLY	7- 24	307	1- 0	297	299	315	315	27	27	
DIV. I NON-CONF.	2- 9	297	0- 0	295	265	326	326	29	29	
TOTALS	RPI 1-25	RPI 26-50	W-L RECORDS	RPI 51-100	RPI 101-999	RPI 150+				
7- 24	0- 0	0- 0	OVERALL	0- 4	7- 20	7- 16				
3- 9	0- 0	0- 0	HOME	0- 1	3- 8	3- 7				
4- 15	0- 0	0- 0	AWAY	0- 3	4- 12	4- 9				
0- 0	0- 0	0- 0	NEUTRAL	0- 0	0- 0	0- 0				
2- 9	0- 0	0- 0	NON-CONFERENCE	0- 1	2- 8	2- 6				
1- 2	0- 0	0- 0	HOME	0- 0	1- 2	1- 2				
1- 7	0- 0	0- 0	AWAY	0- 1	1- 6	1- 4				
0- 0	0- 0	0- 0	NEUTRAL	0- 0	0- 0	0- 0				
5- 15	0- 0	0- 0	CONFERENCE	0- 3	5- 12	5- 10				
2- 7	0- 0	0- 0	HOME	0- 1	2- 6	2- 5				
3- 8	0- 0	0- 0	AWAY	0- 2	3- 6	3- 5				
0- 0	0- 0	0- 0	NEUTRAL	0- 0	0- 0	0- 0				

RPI S	Opponent	Score	RPI S	Opponent	Score	RPI S	Opponent	Score	RPI S	Opponent	Score	Team's RPI: 315
						61	A Tennessee	49 97	111	A Georgia	59 83	
						82	A Radford	49 59	113	A High Point	40 79	
						82	A Radford	49 60	113	H High Point	63 70	
						82	H Radford	43 48	123	A UNCW	48 63	
									151	A Davidson	56 83	
									174	A UNC Asheville	45 51	
									174	H UNC Asheville	43 52	
									191	A Furman	68 76	
									199	A Campbell	46 51	
									201	A Hampton	62 79	
									201	H Hampton	68 82	
									210	A Vanderbilt	43 78	
									243	A Gardner-Webb	62 67	
									243	H Gardner-Webb	58 66	
									257	H Wofford	61 50	
									280	H Charleston So.	55 63	
									287	H Ga. Southern	68 69	
									290	A Samford	54 75	
									296	A Col. of Charleston	71 65	
									299	H South Carolina St.	48 57	
LAST 12 Division I GAMES:												
306	A Winthrop	64 52	343	A USC Upstate	66 58	306	A Winthrop	52 55				
82	A Radford	49 60	113	H High Point	63 70	306	A Winthrop	64 52				
82	H Radford	43 48	174	A UNC Asheville	45 51	306	H Winthrop	54 62				
243	A Gardner-Webb	62 67	306	H Winthrop	54 62	338	A Longwood	64 60				
338	A Longwood	64 60	201	A Hampton	62 79	338	H Longwood	81 66				
201	H Hampton	68 82	280	H Charleston So.	55 63	343	A USC Upstate	66 58				

Non-Div I Games:

Presbyterian

Loss, Non-Conf, S Site, H Home A Away N Neutral

RPI	S	Opponent	Score
343	H	USC Upstate	70 54

P
r
e
s
b
y
t
e
r
i
a
n

P
r
e
s
b
y
t
e
r
i
a
n

Presbyterian

Average RPI Win:	181	WON-LOST	WINNING	LAST 10	STRENGTH OF	OPP. STRENGTH	TEAM	ADJ.	CONF.	ADJ CONF.
Average RPI Loss:	91	RECORD	PCT. RANK	GAMES	SCHEDULE	OF SCHEDULE	RPI	RPI	RPI	RPI
DIV. I ONLY	20- 9	71	1- 0	70	117	52	52	11	11	
DIV. I NON-CONF.	8- 7	160	0- 0	57	72	73	73	11	11	
TOTALS	RPI 1-25	RPI 26-50	W-L RECORDS	RPI 51-100	RPI 101-999	RPI 150+				
20- 9	0- 2	1- 1	OVERALL	3- 2	16- 4	13- 1				
8- 3	0- 0	1- 0	HOME	1- 1	6- 2	5- 0				
12- 3	0- 0	0- 0	AWAY	2- 1	10- 2	8- 1				
0- 3	0- 2	0- 1	NEUTRAL	0- 0	0- 0	0- 0				
8- 7	0- 2	1- 1	NON-CONFERENCE	0- 1	7- 3	5- 1				
3- 1	0- 0	1- 0	HOME	0- 0	2- 1	1- 0				
5- 3	0- 0	0- 0	AWAY	0- 1	5- 2	4- 1				
0- 3	0- 2	0- 1	NEUTRAL	0- 0	0- 0	0- 0				
12- 2	0- 0	0- 0	CONFERENCE	3- 1	9- 1	8- 0				
5- 2	0- 0	0- 0	HOME	1- 1	4- 1	4- 0				
7- 0	0- 0	0- 0	AWAY	2- 0	5- 0	4- 0				
0- 0	0- 0	0- 0	NEUTRAL	0- 0	0- 0	0- 0				

RPI S	Opponent	Score	RPI S	Opponent	Score	RPI S	Opponent	Score	RPI S	Opponent	Score
10 N	Syracuse	61 92	32 N	Kansas St.	61 80	57 A	Villanova	46 67	103 A	Hartford	75 38
20 N	DePaul	67 82	39 H	Quinnipiac	54 42	59 A	Penn	68 53	117 H	Marist	60 57
						59 H	Penn	60 66	137 A	Yale	80 68
						88 A	Harvard	75 71	137 H	Yale	86 96
						88 H	Harvard	61 58	141 H	Seton Hall	66 70
									145 A	Penn St.	71 79
									151 H	Davidson	65 57
									171 A	Rider	89 65
									195 A	Cornell	75 46
									195 H	Cornell	68 64
									211 A	Dartmouth	82 75
									211 H	Dartmouth	64 47
									216 A	Monmouth	79 47
									219 A	George Washington	49 64
									248 A	St. Francis Brooklyn	83 64
									252 A	Columbia	79 64
									252 H	Columbia	65 59
									282 A	Brown	88 68
									282 H	Brown	93 74
									319 A	New Hampshire	90 42
LAST 12 Division I GAMES:											
137 A	Yale	80 68	195 H	Cornell	68 64						
282 A	Brown	88 68	211 A	Dartmouth	82 75						
88 H	Harvard	61 58	88 A	Harvard	75 71						
211 H	Dartmouth	64 47	282 H	Brown	93 74						
59 A	Penn	68 53	137 H	Yale	86 96						
252 H	Columbia	65 59	195 A	Cornell	75 46						

Non-Div I Games:

Princeton

Providence

Through Games Of March 15, 2019

Average RPI Win:	172	WON-LOST	WINNING	LAST 10	STRENGTH OF	OPP. STRENGTH	TEAM	ADJ.	CONF.	ADJ CONF.
Average RPI Loss:	78	RECORD	PCT. RANK	GAMES	SCHEDULE	OF SCHEDULE	RPI	RPI	RPI	RPI
DIV. I ONLY	17- 15	155	1- 1	85	73	119	119	6	6	
DIV. I NON-CONF.	8- 4	91	0- 0	229	200	150	150	4	4	
TOTALS	RPI 1-25	RPI 26-50	W-L RECORDS	RPI 51-100	RPI 101-999	RPI 150+				
17- 15	0- 5	0- 1	OVERALL	5- 5	12- 4	8- 1				
9- 7	0- 2	0- 1	HOME	3- 3	6- 1	4- 0				
6- 8	0- 3	0- 0	AWAY	2- 2	4- 3	2- 1				
2- 0	0- 0	0- 0	NEUTRAL	0- 0	2- 0	2- 0				
8- 4	0- 0	0- 1	NON-CONFERENCE	1- 1	7- 2	5- 1				
5- 2	0- 0	0- 1	HOME	1- 1	4- 0	3- 0				
2- 2	0- 0	0- 0	AWAY	0- 0	2- 2	1- 1				
1- 0	0- 0	0- 0	NEUTRAL	0- 0	1- 0	1- 0				
9- 11	0- 5	0- 0	CONFERENCE	4- 4	5- 2	3- 0				
4- 5	0- 2	0- 0	HOME	2- 2	2- 1	1- 0				
4- 6	0- 3	0- 0	AWAY	2- 2	2- 1	1- 0				
1- 0	0- 0	0- 0	NEUTRAL	0- 0	1- 0	1- 0				

RPI S Opponent	Score	RPI S Opponent	Score	RPI S Opponent	Score	RPI S Opponent	Score	Team's RPI: 119
12 A Marquette	46 85	39 H Quinnipiac	44 48	57 A Villanova	33 53	116 A St. John's (NY)	67 66	
12 H Marquette	57 80			57 H Villanova	67 61	116 H St. John's (NY)	57 60	
20 A DePaul	60 85			71 A Georgetown	56 61	133 A Boston College	61 57	
20 A DePaul	62 88			71 H Georgetown	52 68	137 H Yale	59 42	
20 H DePaul	61 76			75 A Butler	66 63	141 A Seton Hall	73 79	
				75 H Butler	74 68	141 H Seton Hall	82 75	
				92 A Creighton	77 63	145 A Penn St.	72 74	
				92 H Creighton	64 73	192 H Sacred Heart	62 52	
				97 H Northeastern	59 65	217 A Xavier	63 55	
				100 H Pepperdine	66 47	217 H Xavier	71 58	
						217 N Xavier	70 62	
						244 H Northern Ky.	48 43	
						260 A Rhode Island	65 72	
						283 H La Salle	77 47	
						294 N Bryant	72 64	
						327 A UMass Lowell	71 47	
LAST 12 Division I GAMES:								
217 N Xavier	70 62	75 A Butler	66 63					
20 A DePaul	60 85	217 A Xavier	63 55					
294 N Bryant	72 64	116 H St. John's (NY)	57 60					
12 H Marquette	57 80	141 H Seton Hall	82 75					
20 H DePaul	61 76	71 A Georgetown	56 61					
92 H Creighton	64 73	57 A Villanova	33 53					

Non-Div I Games:

Providence

Loss, Non-Conf, S Site, H Home A Away N Neutral

Average RPI Win:	151	WON-LOST	WINNING	LAST 10	STRENGTH OF	OPP. STRENGTH	TEAM	ADJ.	CONF.	ADJ CONF.
Average RPI Loss:	64	RECORD	PCT. RANK	GAMES	SCHEDULE	OF SCHEDULE	RPI	RPI	RPI	RPI
DIV. I ONLY	19- 15	141	1- 0	51	49	89	89	4	4	
DIV. I NON-CONF.	9- 4	85	0- 0	113	66	86	86	6	6	
TOTALS	RPI 1-25	RPI 26-50	W-L RECORDS	RPI 51-100	RPI 101-999	RPI 150+				
19- 15	2- 4	2- 5	OVERALL	2- 2	13- 4	9- 1				
13- 4	2- 2	2- 0	HOME	1- 1	8- 1	6- 0				
3- 8	0- 1	0- 4	AWAY	0- 1	3- 2	1- 1				
3- 3	0- 1	0- 1	NEUTRAL	1- 0	2- 1	2- 0				
9- 4	1- 2	0- 1	NON-CONFERENCE	1- 0	7- 1	7- 0				
7- 1	1- 1	0- 0	HOME	1- 0	5- 0	5- 0				
1- 1	0- 0	0- 1	AWAY	0- 0	1- 0	1- 0				
1- 2	0- 1	0- 0	NEUTRAL	0- 0	1- 1	1- 0				
10- 11	1- 2	2- 4	CONFERENCE	1- 2	6- 3	2- 1				
6- 3	1- 1	2- 0	HOME	0- 1	3- 1	1- 0				
2- 7	0- 1	0- 3	AWAY	0- 1	2- 2	0- 1				
2- 1	0- 0	0- 1	NEUTRAL	1- 0	1- 0	1- 0				

RPI 1-25				RPI 26-50				RPI 51-100				RPI 101+			
RPI	S	Opponent	Score	RPI	S	Opponent	Score	RPI	S	Opponent	Score	RPI	S	Opponent	Score
6	N	UConn	40 86	27	A	Rutgers	63 65	88	H	Harvard	66 65	102	H	Ohio St.	60 42
7	A	Iowa	58 72	27	N	Rutgers	49 64	94	A	Nebraska	61 67	106	A	Minnesota	64 53
7	H	Iowa	62 57	29	A	Ohio	73 80	94	H	Nebraska	64 84	106	H	Minnesota	45 65
14	H	Maryland	55 58	43	A	Michigan St.	66 74	94	N	Nebraska	75 71	115	A	Northwestern	57 54
18	H	South Carolina	73 82	46	H	Michigan	71 70					115	H	Northwestern	61 58
19	H	Miami (FL)	74 63	47	A	Indiana	51 73					116	N	St. John's (NY)	62 68
				47	H	Indiana	56 53					145	A	Penn St.	61 72
Team's RPI: 89															
LAST 12 Division I GAMES:															
				225	N	Illinois	72 60	115	H	Northwestern	61 58				
				94	N	Nebraska	75 71	106	H	Minnesota	45 65				
				27	N	Rutgers	49 64	94	A	Nebraska	61 67				
				47	A	Indiana	51 73	225	H	Illinois	72 50				
				14	H	Maryland	55 58	43	A	Michigan St.	66 74				
				145	A	Penn St.	61 72	94	H	Nebraska	64 84				

Non-Div I Games:

Purdue

■ Loss,
■ Non-Conf,
■ S Site,
■ H Home
■ A Away
N Neutral

Average RPI Win:	287	WON-LOST	WINNING	LAST 10	STRENGTH OF	OPP. STRENGTH	TEAM	ADJ.	CONF.	ADJ CONF.
Average RPI Loss:	185	RECORD	PCT. RANK	GAMES	SCHEDULE	OF SCHEDULE	RPI	RPI	RPI	RPI
DIV. I ONLY	4- 22	336	0- 1	294	231	334	334	19	19	
DIV. I NON-CONF.	1- 8	322	0- 0	338	314	348	348	18	18	
TOTALS	RPI 1-25	RPI 26-50	W-L RECORDS	RPI 51-100	RPI 101-999	RPI 150+				
4- 22	0- 0	0- 5	OVERALL	0- 1	4- 16	4- 16				
3- 8	0- 0	0- 2	HOME	0- 0	3- 6	3- 6				
1- 13	0- 0	0- 2	AWAY	0- 1	1- 10	1- 10				
0- 1	0- 0	0- 1	NEUTRAL	0- 0	0- 0	0- 0				
1- 8	0- 0	0- 0	NON-CONFERENCE	0- 1	1- 7	1- 7				
0- 3	0- 0	0- 0	HOME	0- 0	0- 3	0- 3				
1- 5	0- 0	0- 0	AWAY	0- 1	1- 4	1- 4				
0- 0	0- 0	0- 0	NEUTRAL	0- 0	0- 0	0- 0				
3- 14	0- 0	0- 5	CONFERENCE	0- 0	3- 9	3- 9				
3- 5	0- 0	0- 2	HOME	0- 0	3- 3	3- 3				
0- 8	0- 0	0- 2	AWAY	0- 0	0- 6	0- 6				
0- 1	0- 0	0- 1	NEUTRAL	0- 0	0- 0	0- 0				

RPI 1-25				RPI 26-50				RPI 51-100				RPI 101+ Team's RPI: 334			
RPI	S	Opponent	Score	RPI	S	Opponent	Score	RPI	S	Opponent	Score	RPI	S	Opponent	Score
				26	A	South Dakota St.	68 92	89	A	Purdue	44 78	159	A	Oral Roberts	56 66
				26	H	South Dakota St.	52 85					159	H	Oral Roberts	61 72
				26	N	South Dakota St.	50 88					167	A	Denver	62 82
				40	A	South Dakota	51 69					167	H	Denver	70 55
				40	H	South Dakota	49 71					197	H	Eastern Mich.	72 87
												198	A	Milwaukee	48 70
												223	A	North Dakota	60 79
												223	H	North Dakota	58 74
												238	H	SIUE	49 57
												242	A	Western Ill.	59 73
												242	H	Western Ill.	61 90
												255	A	Loyola Chicago	67 81
												270	A	Western Mich.	61 69
												295	A	Eastern Ill.	63 72
												303	H	Valparaiso	64 68
												322	A	North Dakota St.	54 70
												322	H	North Dakota St.	66 46
												326	A	Omaha	61 70
												326	H	Omaha	56 48
												331	A	Evansville	72 66
LAST 12 Division I GAMES:															
				26	N	South Dakota St.	50 88	242	H	Western Ill.	61 90				
				322	H	North Dakota St.	66 46	40	H	South Dakota	49 71				
				223	H	North Dakota	58 74	159	A	Oral Roberts	56 66				
				26	A	South Dakota St.	68 92	167	H	Denver	70 55				
				326	A	Omaha	61 70	326	H	Omaha	56 48				
				167	A	Denver	62 82	242	A	Western Ill.	59 73				

Non-Div I Games: Taylor (IN) 84 74 Goshen 86 45 Ind.-Kokomo 87 50

Purdue Fort Wayne

Loss, Non-Conf, S Site, H Home A Away N Neutral

Average RPI Win:	224	WON-LOST	WINNING	LAST 10	STRENGTH OF	OPP. STRENGTH	TEAM	ADJ.	CONF.	ADJ CONF.
Average RPI Loss:	33	RECORD	PCT. RANK	GAMES	SCHEDULE	OF SCHEDULE	RPI	RPI	RPI	RPI
DIV. I ONLY	26- 6	20	2- 0	97	206	39	39	26	26	
DIV. I NON-CONF.	5- 6	177	0- 0	17	8	55	55	27	27	
TOTALS	RPI 1-25	RPI 26-50	W-L RECORDS	RPI 51-100	RPI 101-999	RPI 150+				
26- 6	0- 1	0- 4	OVERALL	2- 1	24- 0	20- 0				
10- 2	0- 1	0- 1	HOME	0- 0	10- 0	9- 0				
12- 2	0- 0	0- 1	AWAY	2- 1	10- 0	8- 0				
4- 2	0- 0	0- 2	NEUTRAL	0- 0	4- 0	3- 0				
5- 6	0- 1	0- 4	NON-CONFERENCE	2- 1	3- 0	2- 0				
1- 2	0- 1	0- 1	HOME	0- 0	1- 0	1- 0				
3- 2	0- 0	0- 1	AWAY	2- 1	1- 0	0- 0				
1- 2	0- 0	0- 2	NEUTRAL	0- 0	1- 0	1- 0				
21- 0	0- 0	0- 0	CONFERENCE	0- 0	21- 0	18- 0				
9- 0	0- 0	0- 0	HOME	0- 0	9- 0	8- 0				
9- 0	0- 0	0- 0	AWAY	0- 0	9- 0	8- 0				
3- 0	0- 0	0- 0	NEUTRAL	0- 0	3- 0	2- 0				

RPI 1-25					
RPI	S	Opponent	Score		
15	H	UCF	45	47	
RPI 26-50					
RPI	S	Opponent	Score		
28	N	Texas	55	56	
30	N	Missouri	51	65	
31	H	Central Mich.	52	67	
42	A	Bucknell	58	75	
Team's RPI: 39					
RPI 51-100					
RPI	S	Opponent	Score		
52	A	Princeton	42	54	
55	A	Drexel	56	52	
88	A	Harvard	72	67	
RPI 101+					
RPI	S	Opponent	Score		
117	A	Marist	76	69	
117	H	Marist	78	66	
117	N	Marist	81	51	
119	A	Providence	48	44	
171	A	Rider	66	60	
171	H	Rider	72	56	
216	A	Monmouth	58	46	
216	H	Monmouth	67	38	
216	N	Monmouth	80	42	
220	N	Ball St.	69	66	
265	A	Manhattan	64	39	
265	H	Manhattan	59	42	
272	H	Richmond	65	48	
274	A	Niagara	96	55	
274	H	Niagara	62	42	
278	A	Siena	67	38	
278	H	Siena	68	31	
285	A	Fairfield	48	40	
285	H	Fairfield	81	36	
285	N	Fairfield	63	48	
286	A	Canisius	55	42	
286	H	Canisius	68	51	
324	A	Iona	76	39	
347	H	Saint Peter's	90	45	

Non-Div I Games:

Quinnipiac

Loss, Non-Conf, S Site, H Home A Away N Neutral

Average RPI Win: 237	WON-LOST	WINNING	LAST 10	STRENGTH OF	OPP. STRENGTH	TEAM	ADJ.	CONF.	ADJ CONF.
Average RPI Loss: 122	RECORD	PCT. RANK	GAMES	SCHEDULE	OF SCHEDULE	RPI	RPI	RPI	RPI
DIV. I ONLY	24- 6	28	1- 0	242	267	82	82	27	27
DIV. I NON-CONF.	5- 5	162	0- 0	110	67	112	112	29	29
TOTALS	RPI 1-25	RPI 26-50	W-L RECORDS	RPI 51-100	RPI 101-999	RPI 150+			
24- 6	0- 1	0- 0	OVERALL	2- 2	22- 3	20- 2			
13- 1	0- 0	0- 0	HOME	0- 0	13- 1	12- 0			
10- 4	0- 1	0- 0	AWAY	2- 1	8- 2	7- 2			
1- 1	0- 0	0- 0	NEUTRAL	0- 1	1- 0	1- 0			
5- 5	0- 1	0- 0	NON-CONFERENCE	2- 2	3- 2	3- 1			
2- 1	0- 0	0- 0	HOME	0- 0	2- 1	2- 0			
2- 3	0- 1	0- 0	AWAY	2- 1	0- 1	0- 1			
1- 1	0- 0	0- 0	NEUTRAL	0- 1	1- 0	1- 0			
19- 1	0- 0	0- 0	CONFERENCE	0- 0	19- 1	17- 1			
11- 0	0- 0	0- 0	HOME	0- 0	11- 0	10- 0			
8- 1	0- 0	0- 0	AWAY	0- 0	8- 1	7- 1			
0- 0	0- 0	0- 0	NEUTRAL	0- 0	0- 0	0- 0			

RPI 1-25				RPI 26-50				RPI 51-100 Team's RPI: 82				RPI 101+			
RPI	S	Opponent	Score	RPI	S	Opponent	Score	RPI	S	Opponent	Score	RPI	S	Opponent	Score
9	A	NC State	58 75					73	A	Virginia Tech	44 55	113	A	High Point	84 79
								93	A	VCU	54 49	113	H	High Point	80 58
								94	N	Nebraska	39 77	129	H	Morehead St.	72 79
								98	A	Virginia	57 44	166	N	Temple	56 50
												174	A	UNC Asheville	45 44
												174	H	UNC Asheville	60 46
												174	H	UNC Asheville	59 52
												199	A	Campbell	56 52
												199	H	Campbell	61 57
												201	A	Hampton	54 68
												201	H	Hampton	84 59
												224	A	Mt. St. Mary's	77 89
												241	H	ETSU	79 64
												243	H	Gardner-Webb	79 69
												280	A	Charleston So.	67 41
												299	H	South Carolina St.	61 31
												306	A	Winthrop	79 57
												306	H	Winthrop	70 49
												315	A	Presbyterian	48 43
												315	H	Presbyterian	59 49
												315	H	Presbyterian	60 49
												338	A	Longwood	68 34
												338	H	Longwood	81 52
												343	A	USC Upstate	82 41
												343	H	USC Upstate	55 43
LAST 12 Division I GAMES:															
174	H	UNC Asheville	59 52	199	H	Campbell	61 57								
315	H	Presbyterian	60 49	306	A	Winthrop	79 57								
315	A	Presbyterian	48 43	338	H	Longwood	81 52								
201	H	Hampton	84 59	113	A	High Point	84 79								
343	H	USC Upstate	55 43	243	H	Gardner-Webb	79 69								
174	A	UNC Asheville	45 44	343	A	USC Upstate	82 41								

Non-Div I Games: Shepherd

60 46

Radford

■ Loss,
 ■ Non-Conf,
 ■ S Site,
 ■ Home
 ■ A Away
 N Neutral

Rhode Island

Through Games Of March 15, 2019

Average RPI Win:	211	WON-LOST	WINNING	LAST 10	STRENGTH OF	OPP. STRENGTH	TEAM	ADJ.	CONF.	ADJ CONF.
Average RPI Loss:	156	RECORD	PCT. RANK	GAMES	SCHEDULE	OF SCHEDULE	RPI	RPI	RPI	RPI
DIV. I ONLY	8- 21	285	0- 1	172	164	260	260	17	17	
DIV. I NON-CONF.	5- 7	206	0- 0	94	135	167	167	16	16	
TOTALS	RPI 1-25	RPI 26-50	W-L RECORDS	RPI 51-100	RPI 101-999	RPI 150+				
8- 21	0- 1	0- 1	OVERALL	0- 3	8- 16	7- 10				
3- 11	0- 0	0- 0	HOME	0- 2	3- 9	2- 5				
5- 10	0- 1	0- 1	AWAY	0- 1	5- 7	5- 5				
0- 0	0- 0	0- 0	NEUTRAL	0- 0	0- 0	0- 0				
5- 7	0- 1	0- 1	NON-CONFERENCE	0- 1	5- 4	4- 1				
3- 3	0- 0	0- 0	HOME	0- 1	3- 2	2- 0				
2- 4	0- 1	0- 1	AWAY	0- 0	2- 2	2- 1				
0- 0	0- 0	0- 0	NEUTRAL	0- 0	0- 0	0- 0				
3- 14	0- 0	0- 0	CONFERENCE	0- 2	3- 12	3- 9				
0- 8	0- 0	0- 0	HOME	0- 1	0- 7	0- 5				
3- 6	0- 0	0- 0	AWAY	0- 1	3- 5	3- 4				
0- 0	0- 0	0- 0	NEUTRAL	0- 0	0- 0	0- 0				

RPI 1-25				RPI 26-50				RPI 51-100				RPI 101+ Team's RPI: 260			
RPI	S	Opponent	Score	RPI	S	Opponent	Score	RPI	S	Opponent	Score	RPI	S	Opponent	Score
22	A	Kentucky	52 75	50	A	Clemson	67 80	81	H	Fordham	38 56	103	H	Hartford	51 65
								88	H	Harvard	47 80	106	A	Minnesota	71 91
								93	A	VCU	39 74	118	H	Dayton	62 74
												119	H	Providence	72 65
												133	H	Boston College	64 88
												136	A	Duquesne	69 106
												136	H	Duquesne	58 75
												151	A	Davidson	64 58
												151	H	Davidson	67 77
												173	A	Holy Cross	65 73
												177	A	Robert Morris	46 41
												183	A	Saint Louis	68 56
												204	A	Massachusetts	34 56
												204	H	Massachusetts	53 57
												219	H	George Washington	59 64
												223	H	North Dakota	77 63
												227	A	George Mason	69 75
												235	H	Saint Joseph's	48 55
												262	A	St. Bonaventure	61 62
												262	H	St. Bonaventure	68 84
												272	A	Richmond	66 60
												279	A	Vermont	61 58
												282	H	Brown	72 67
												283	A	La Salle	71 77
LAST 12 Division I GAMES:															
136	A	Duquesne	69 106	136	H	Duquesne	58 75	204	A	Massachusetts	34 56	282	H	Brown	72 67
282	H	Brown	72 67	204	A	Massachusetts	34 56	283	A	La Salle	71 77	283	A	La Salle	71 77
204	H	Massachusetts	53 57	118	H	Dayton	62 74	262	H	St. Bonaventure	68 84				
151	A	Davidson	64 58	227	A	George Mason	69 75								
235	H	Saint Joseph's	48 55												
262	A	St. Bonaventure	61 62												

Non-Div I Games:

Rhode Island

■ Loss,
 ■ Non-Conf,
 ■ S Site,
 ■ H Home
 ■ A Away
 N Neutral

Average RPI Win:	196	WON-LOST	WINNING	LAST 10	STRENGTH OF	OPP. STRENGTH	TEAM	ADJ.	CONF.	ADJ CONF.
Average RPI Loss:	29	RECORD	PCT. RANK	GAMES	SCHEDULE	OF SCHEDULE	RPI	RPI	RPI	RPI
DIV. I ONLY	27- 3	6	2- 0	195	113	34	34	14	14	
DIV. I NON-CONF.	9- 3	62	0- 0	183	111	66	66	17	17	
TOTALS	RPI 1-25	RPI 26-50	W-L RECORDS	RPI 51-100	RPI 101-999	RPI 150+				
27- 3	0- 1	0- 2	OVERALL	5- 0	22- 0	19- 0				
13- 0	0- 0	0- 0	HOME	0- 0	13- 0	10- 0				
11- 2	0- 1	0- 1	AWAY	4- 0	7- 0	7- 0				
3- 1	0- 0	0- 1	NEUTRAL	1- 0	2- 0	2- 0				
9- 3	0- 1	0- 2	NON-CONFERENCE	1- 0	8- 0	7- 0				
5- 0	0- 0	0- 0	HOME	0- 0	5- 0	4- 0				
3- 2	0- 1	0- 1	AWAY	1- 0	2- 0	2- 0				
1- 1	0- 0	0- 1	NEUTRAL	0- 0	1- 0	1- 0				
18- 0	0- 0	0- 0	CONFERENCE	4- 0	14- 0	12- 0				
8- 0	0- 0	0- 0	HOME	0- 0	8- 0	6- 0				
8- 0	0- 0	0- 0	AWAY	3- 0	5- 0	5- 0				
2- 0	0- 0	0- 0	NEUTRAL	1- 0	1- 0	1- 0				

RPI 1-25				RPI 26-50				Team's RPI: 34				RPI 51-100				RPI 101+			
RPI	S	Opponent	Score	RPI	S	Opponent	Score	RPI	S	Opponent	Score	RPI	S	Opponent	Score	RPI	S	Opponent	Score
16	A	Texas A&M	54 65	35	A	UCLA	50 59	63	A	Middle Tenn.	60 47	105	H	Charlotte	61 51				
				37	N	North Carolina	50 71	69	A	Little Rock	79 65	108	H	Old Dominion	48 42				
								96	A	Western Ky.	68 46	144	H	Georgia St.	66 49				
								96	N	Western Ky.	64 57	172	A	Louisiana Tech	61 51				
								99	A	UAB	55 43	172	H	Louisiana Tech	78 42				
												176	A	North Texas	59 47				
												176	H	North Texas	64 52				
												176	N	North Texas	61 43				
												179	N	Coastal Caro.	56 52				
												188	A	Prairie View	68 58				
												195	A	Southern Miss.	58 47				
												221	A	Marshall	79 67				
												226	H	Texas Southern	76 71				
												231	H	SMU	66 52				
												258	H	UTEP	76 42				
												288	H	New Orleans	67 56				
												302	A	UTSA	72 46				
												302	H	UTSA	85 54				
												307	H	Fla. Atlantic	63 35				
												308	A	Incarnate Word	74 63				
												312	H	McNeese	93 65				
												321	H	FIU	76 44				
LAST 12 Division I GAMES:																			
176	N	North Texas	61 43	321	H	FIU	76 44												
96	N	Western Ky.	64 57	221	A	Marshall	79 67												
302	A	UTSA	72 46	96	A	Western Ky.	68 46												
172	H	Louisiana Tech	78 42	108	H	Old Dominion	48 42												
176	A	North Texas	59 47	105	H	Charlotte	61 51												
307	H	Fla. Atlantic	63 35	99	A	UAB	55 43												

Non-Div I Games:

Rice

■ Loss,
■ Non-Conf,
■ S Site,
■ Home
■ A Away
N Neutral

Average RPI Win:	248	WON-LOST	WINNING	LAST 10	STRENGTH OF	OPP. STRENGTH	TEAM	ADJ.	CONF.	ADJ CONF.
Average RPI Loss:	139	RECORD	PCT. RANK	GAMES	SCHEDULE	OF SCHEDULE	RPI	RPI	RPI	RPI
DIV. I ONLY	9- 21	274	0- 1	156	156	272	272	17	17	
DIV. I NON-CONF.	3- 10	278	0- 0	102	119	266	266	16	16	
TOTALS	RPI 1-25	RPI 26-50	W-L RECORDS	RPI 51-100	RPI 101-999	RPI 150+				
9- 21	0- 1	0- 2	OVERALL	0- 6	9- 12	9- 9				
8- 7	0- 0	0- 1	HOME	0- 3	8- 3	8- 3				
1- 13	0- 1	0- 1	AWAY	0- 2	1- 9	1- 6				
0- 1	0- 0	0- 0	NEUTRAL	0- 1	0- 0	0- 0				
3- 10	0- 1	0- 2	NON-CONFERENCE	0- 3	3- 4	3- 3				
3- 4	0- 0	0- 1	HOME	0- 2	3- 1	3- 1				
0- 5	0- 1	0- 1	AWAY	0- 0	0- 3	0- 2				
0- 1	0- 0	0- 0	NEUTRAL	0- 1	0- 0	0- 0				
6- 11	0- 0	0- 0	CONFERENCE	0- 3	6- 8	6- 6				
5- 3	0- 0	0- 0	HOME	0- 1	5- 2	5- 2				
1- 8	0- 0	0- 0	AWAY	0- 2	1- 6	1- 4				
0- 0	0- 0	0- 0	NEUTRAL	0- 0	0- 0	0- 0				






















































RPI 1-25				RPI 26-50				RPI 51-100				RPI 101+ Team's RPI: 272			
RPI	S	Opponent	Score	RPI	S	Opponent	Score	RPI	S	Opponent	Score	RPI	S	Opponent	Score
15	A	UCF	48 70	29	H	Ohio	58 109	55	H	Drexel	35 58	118	A	Dayton	50 71
				39	A	Quinnipiac	48 65	71	H	Georgetown	53 73	136	A	Duquesne	54 80
								73	N	Virginia Tech	57 85	148	A	Wake Forest	48 62
								81	A	Fordham	48 60	151	A	Davidson	55 78
								93	A	VCU	37 58	161	A	William & Mary	55 65
								93	H	VCU	43 68	183	A	Saint Louis	49 58
												183	A	Saint Louis	48 78
												204	A	Massachusetts	38 64
												204	H	Massachusetts	62 58
												205	H	UMES	57 55
												219	H	George Washington	56 48
												227	H	George Mason	52 67
												229	H	Howard	67 60
												235	H	Saint Joseph's	46 45
												260	H	Rhode Island	60 66
												262	H	St. Bonaventure	57 49
												283	A	La Salle	74 60
												283	H	La Salle	56 51
												285	H	Fairfield	40 58
												307	A	Fla. Atlantic	55 69
												309	H	UNC Greensboro	59 48
LAST 12 Division I GAMES:															
183	A	Saint Louis	49 58	262	H	St. Bonaventure	57 49								
219	H	George Washington	56 48	93	A	VCU	37 58								
204	A	Massachusetts	38 64	118	A	Dayton	50 71								
283	H	La Salle	56 51	204	H	Massachusetts	62 58								
227	H	George Mason	52 67	283	A	La Salle	74 60								
183	A	Saint Louis	48 78	235	H	Saint Joseph's	46 45								

Non-Div I Games:

Richmond





■ Loss,
 ■ Non-Conf,
 S Site,
 ■ Home
 ■ Away
 N Neutral

Average RPI Win: 265	WON-LOST	WINNING	LAST 10	STRENGTH OF	OPP. STRENGTH	TEAM	ADJ.	CONF.	ADJ CONF.
Average RPI Loss: 146	RECORD	PCT. RANK	GAMES	SCHEDULE	OF SCHEDULE	RPI	RPI	RPI	RPI
DIV. I ONLY	19- 12	109	0- 1	271	255	171	171	26	26
DIV. I NON-CONF.	4- 7	228	0- 0	228	191	244	244	27	27
TOTALS	RPI 1-25	RPI 26-50	W-L RECORDS	RPI 51-100	RPI 101-999	RPI 150+			
19- 12	0- 0	0- 3	OVERALL	0- 2	19- 7	17- 5			
8- 6	0- 0	0- 1	HOME	0- 2	8- 3	7- 3			
10- 4	0- 0	0- 2	AWAY	0- 0	10- 2	9- 2			
1- 2	0- 0	0- 0	NEUTRAL	0- 0	1- 2	1- 0			
4- 7	0- 0	0- 1	NON-CONFERENCE	0- 2	4- 4	4- 3			
2- 3	0- 0	0- 0	HOME	0- 2	2- 1	2- 1			
2- 3	0- 0	0- 1	AWAY	0- 0	2- 2	2- 2			
0- 1	0- 0	0- 0	NEUTRAL	0- 0	0- 1	0- 0			
15- 5	0- 0	0- 2	CONFERENCE	0- 0	15- 3	13- 2			
6- 3	0- 0	0- 1	HOME	0- 0	6- 2	5- 2			
8- 1	0- 0	0- 1	AWAY	0- 0	8- 0	7- 0			
1- 1	0- 0	0- 0	NEUTRAL	0- 0	1- 1	1- 0			

RPI S	Opponent	Score	RPI S	Opponent	Score	RPI S	Opponent	Score	RPI S	Opponent	Score	Team's RPI: 171
			39  Quinnipiac	56  72	52  Princeton	65  89	117  Marist	68 58				
			39  Quinnipiac	60  66	71  Georgetown	49  79	117  Marist	70 64				
			42  Bucknell	59  80			117 N Marist	52  62				
							133 N Boston College	61  112				
							173  Holy Cross	61  71				
							216  Monmouth	55 43				
							216  Monmouth	65 50				
							224  Mt. St. Mary's	85 67				
							235  Saint Joseph's	56 54				
							254  Binghamton	62 57				
							256  Navy	60  66				
							265  Manhattan	73 63				
							265  Manhattan	57  60				
							274  Niagara	79 64				
							278  Siena	55 52				
							278  Siena	77 54				
							279  Vermont	49  54				
							285  Fairfield	60 53				
							285  Fairfield	62 59				
							286  Canisius	49  62				
							324  Iona	66 58				
							324  Iona	75 64				
							324 N Iona	54 46				
							325  NJIT	67 46				
							347  Saint Peter's	78 43				
							347  Saint Peter's	60 38				
LAST 12 Division I GAMES:												
			117 N Marist	52  62	39  Quinnipiac	60  66						
			324 N Iona	54 46	265  Manhattan	57  60						
			133 N Boston College	61  112	347  Saint Peter's	78 43						
			285  Fairfield	60 53	324  Iona	75 64						
			278  Siena	77 54	117  Marist	70 64						
			274  Niagara	79 64	216  Monmouth	65 50						

Non-Div I Games:

Rider

 Loss,
  Non-Conf,
 S Site,
  Home
  Away
 N Neutral

Average RPI Win: 288	WON-LOST	WINNING	LAST 10	STRENGTH OF	OPP. STRENGTH	TEAM	ADJ.	CONF.	ADJ CONF.
Average RPI Loss: 148	RECORD	PCT. RANK	GAMES	SCHEDULE	OF SCHEDULE	RPI	RPI	RPI	RPI
DIV. I ONLY	20- 10	77	2- 0	318	305	177	177	31	31
DIV. I NON-CONF.	2- 8	293	0- 0	223	80	313	313	31	31
TOTALS	RPI 1-25	RPI 26-50	W-L RECORDS	RPI 51-100	RPI 101-999	RPI 150+			
20- 10	0- 1	0- 1	OVERALL	0- 1	20- 7	20- 5			
13- 3	0- 0	0- 1	HOME	0- 1	13- 1	13- 1			
7- 6	0- 1	0- 0	AWAY	0- 0	7- 5	7- 3			
0- 1	0- 0	0- 0	NEUTRAL	0- 0	0- 1	0- 1			
2- 8	0- 1	0- 1	NON-CONFERENCE	0- 1	2- 5	2- 3			
2- 3	0- 0	0- 1	HOME	0- 1	2- 1	2- 1			
0- 4	0- 1	0- 0	AWAY	0- 0	0- 3	0- 1			
0- 1	0- 0	0- 0	NEUTRAL	0- 0	0- 1	0- 1			
18- 2	0- 0	0- 0	CONFERENCE	0- 0	18- 2	18- 2			
11- 0	0- 0	0- 0	HOME	0- 0	11- 0	11- 0			
7- 2	0- 0	0- 0	AWAY	0- 0	7- 2	7- 2			
0- 0	0- 0	0- 0	NEUTRAL	0- 0	0- 0	0- 0			

RPI 1-25				RPI 26-50				RPI 51-100				RPI 101+ Team's RPI: 177			
RPI	S	Opponent	Score	RPI	S	Opponent	Score	RPI	S	Opponent	Score	RPI	S	Opponent	Score
7	A	Iowa	63 92	36	H	James Madison	36 59	84	H	Kent St.	46 54	104	A	Loyola Marymount	53 61
												121	A	Youngstown St.	59 69
												192	A	Sacred Heart	45 54
												192	H	Sacred Heart	64 46
												194	A	Saint Francis (PA)	66 60
												194	H	Saint Francis (PA)	66 53
												218	A	Bowling Green	60 61
												224	A	Mt. St. Mary's	55 61
												224	H	Mt. St. Mary's	69 65
												224	H	Mt. St. Mary's	70 58
												231	N	SMU	55 60
												248	A	St. Francis Brooklyn	75 56
												248	H	St. Francis Brooklyn	74 57
												260	H	Rhode Island	41 46
												283	H	La Salle	67 39
												294	A	Bryant	60 57
												294	H	Bryant	59 56
												318	A	Wagner	77 57
												318	H	Wagner	69 46
												328	A	Central Conn. St.	64 57
												328	H	Central Conn. St.	60 40
												340	H	Delaware St.	64 63
												344	A	Fairleigh Dickinson	63 43
												344	H	Fairleigh Dickinson	64 38
												344	H	Fairleigh Dickinson	71 49
												351	A	LIU Brooklyn	89 37
LAST 12 Division I GAMES:															
344	H	Fairleigh Dickinson	64 38	351	H	LIU Brooklyn	71 54	248	H	St. Francis Brooklyn	74 57	344	A	Fairleigh Dickinson	63 43
224	H	Mt. St. Mary's	69 65	248	H	St. Francis Brooklyn	74 57	224	A	Mt. St. Mary's	55 61	344	H	Fairleigh Dickinson	64 38
104	A	Loyola Marymount	53 61	194	A	Saint Francis (PA)	66 60	328	H	Central Conn. St.	60 40	344	H	Fairleigh Dickinson	71 49
194	H	Saint Francis (PA)	66 53	328	H	Central Conn. St.	60 40	294	H	Bryant	59 56	351	A	LIU Brooklyn	89 37
192	A	Sacred Heart	45 54	294	H	Bryant	59 56								
318	A	Wagner	77 57												

Non-Div I Games: Pitt.-Johnstown 73 53

Robert Morris

■ Loss,
 ■ Non-Conf,
 ■ S Site,
 ■ H Home
 ■ A Away
 N Neutral

RPI	S	Opponent	Score
351	H	LIU Brooklyn	71 54

R
o
b
e
r
t
M
o
r
r
i
s

R
o
b
e
r
t
M
o
r
r
i
s

Robert Morris

Average RPI Win: 138		WON-LOST	WINNING	LAST 10	STRENGTH OF	OPP. STRENGTH	TEAM	ADJ.	CONF.	ADJ CONF.
Average RPI Loss: 43	RECORD	PCT. RANK	GAMES	SCHEDULE	OF SCHEDULE	RPI	RPI	RPI	RPI	
DIV. I ONLY	22- 9	57	1- 0	26	61	27	27	4	4	
DIV. I NON-CONF.	8- 3	72	0- 0	85	123	60	60	6	6	

TOTALS	RPI 1-25	RPI 26-50		W-L RECORDS		RPI 51-100	RPI 101-999	RPI 150+		
22- 9	1- 5	3- 1		OVERALL		5- 1	13- 2	7- 0		
13- 2	0- 1	2- 0		HOME		2- 0	9- 1	5- 0		
7- 4	1- 1	1- 1		AWAY		2- 1	3- 1	1- 0		
2- 3	0- 3	0- 0		NEUTRAL		1- 0	1- 0	1- 0		
8- 3	0- 2	0- 0		NON-CONFERENCE		2- 1	6- 0	5- 0		
6- 0	0- 0	0- 0		HOME		1- 0	5- 0	4- 0		
1- 1	0- 0	0- 0		AWAY		1- 1	0- 0	0- 0		
1- 2	0- 2	0- 0		NEUTRAL		0- 0	1- 0	1- 0		
14- 6	1- 3	3- 1		CONFERENCE		3- 0	7- 2	2- 0		
7- 2	0- 1	2- 0		HOME		1- 0	4- 1	1- 0		
6- 3	1- 1	1- 1		AWAY		1- 0	3- 1	1- 0		
1- 1	0- 1	0- 0		NEUTRAL		1- 0	0- 0	0- 0		

RPI	S	Opponent	Score	RPI	S	Opponent	Score	Team's RPI: 27	RPI	S	Opponent	Score	RPI	S	Opponent	Score
7	A	Iowa	66 72	43	H	Michigan St.	76 62		73	A	Virginia Tech	51 67	102	A	Ohio St.	66 56
7	N	Iowa	67 72	46	A	Michigan	76 86		87	H	LSU	57 43	102	H	Ohio St.	39 59
13	N	Gonzaga	40 57	47	A	Indiana	69 61		88	A	Harvard	60 49	106	A	Minnesota	46 60
14	A	Maryland	73 65	47	H	Indiana	69 64		89	H	Purdue	65 63	106	H	Minnesota	60 54
14	H	Maryland	48 62						89	N	Purdue	64 49	115	H	Northwestern	45 41
17	N	Drake	59 69						94	A	Nebraska	62 56	139	H	Stony Brook	61 47
LAST 12 Division I GAMES:																
		89	N	Purdue	64	49			185	H	Wisconsin	73	53			
		7	N	Iowa	67	72			46	A	Michigan	76	86			
		241	N	ETSU	68	44			47	A	Indiana	69	61			
		13	N	Gonzaga	40	57			102	H	Ohio St.	39	59			
		102	A	Ohio St.	66	56			14	H	Maryland	48	62			
		106	H	Minnesota	60	54			106	A	Minnesota	46	60			

Non-Div I Games:

Rutgers

■ Loss,
■ Non-Conf, S Site,
■ Home
■ Away
N Neutral

Average RPI Win:	232	WON-LOST	WINNING	LAST 10	STRENGTH OF	OPP. STRENGTH	TEAM	ADJ.	CONF.	ADJ CONF.
Average RPI Loss:	103	RECORD	PCT. RANK	GAMES	SCHEDULE	OF SCHEDULE	RPI	RPI	RPI	RPI
DIV. I ONLY	22- 5	19	0- 1	220	262	64	64	25	25	
DIV. I NON-CONF.	6- 3	91	0- 1	111	164	72	72	22	22	
TOTALS	RPI 1-25	RPI 26-50	W-L RECORDS	RPI 51-100	RPI 101-999	RPI 150+				
22- 5	0- 1	0- 0	OVERALL	1- 2	21- 2	17- 1				
14- 0	0- 0	0- 0	HOME	1- 0	13- 0	10- 0				
7- 5	0- 1	0- 0	AWAY	0- 2	7- 2	6- 1				
1- 0	0- 0	0- 0	NEUTRAL	0- 0	1- 0	1- 0				
6- 3	0- 1	0- 0	NON-CONFERENCE	0- 1	6- 1	4- 0				
5- 0	0- 0	0- 0	HOME	0- 0	5- 0	3- 0				
0- 3	0- 1	0- 0	AWAY	0- 1	0- 1	0- 0				
1- 0	0- 0	0- 0	NEUTRAL	0- 0	1- 0	1- 0				
16- 2	0- 0	0- 0	CONFERENCE	1- 1	15- 1	13- 1				
9- 0	0- 0	0- 0	HOME	1- 0	8- 0	7- 0				
7- 2	0- 0	0- 0	AWAY	0- 1	7- 1	6- 1				
0- 0	0- 0	0- 0	NEUTRAL	0- 0	0- 0	0- 0				

RPI 1-25				RPI 26-50				RPI 51-100 Team's RPI: 64				RPI 101+			
RPI	S	Opponent	Score	RPI	S	Opponent	Score	RPI	S	Opponent	Score	RPI	S	Opponent	Score
19	A	Miami (FL)	60 81					51	A	Lamar University	46 62	137	H	Yale	67 57
								51	H	Lamar University	70 58	140	A	Texas Tech	69 77
								56	A	New Mexico	33 74	142	A	Abilene Christian	71 55
												142	H	Abilene Christian	65 48
												147	H	Montana St.	60 53
												155	H	Tulsa	76 34
												165	H	Nicholls St.	70 62
												181	A	Sam Houston St.	78 68
												181	H	Sam Houston St.	83 75
												201	N	Hampton	70 68
												226	H	Texas Southern	74 55
												251	A	A&M-Corpus Christi	44 46
												277	A	Central Ark.	59 53
												277	H	Central Ark.	79 43
												288	H	New Orleans	97 38
												308	A	Incarinate Word	66 56
												308	H	Incarinate Word	65 48
												311	H	Morgan St.	69 42
												312	A	McNeese	97 48
												316	A	Northwestern St.	87 67
												316	H	Northwestern St.	84 56
												323	A	Southeastern La.	62 51
												332	H	Houston Baptist	65 53
LAST 12 Division I GAMES:															
56	A	New Mexico	33 74	308	H	Incarinate Word	65 48								
137	H	Yale	67 57	251	A	A&M-Corpus Christi	44 46								
181	H	Sam Houston St.	83 75	316	A	Northwestern St.	87 67								
142	H	Abilene Christian	65 48	312	A	McNeese	97 48								
51	A	Lamar University	46 62	51	H	Lamar University	70 58								
277	H	Central Ark.	79 43	332	H	Houston Baptist	65 53								

Non-Div I Games: Wiley 97 38 Cameron 86 59 Our Lady of the Lak93 77

SFA

Loss, Non-Conf, S Site, H Home A Away N Neutral

SIUE				STRENGTH OF SCHEDULE	OPP. STRENGTH OF SCHEDULE	TEAM RPI	ADJ. RPI	CONF. RPI	ADJ CONF. RPI
Average RPI Win:	271	WON-LOST RECORD	WINNING PCT. RANK						
Average RPI Loss:	173		LAST 10 GAMES						
DIV. I ONLY	12- 16	216	0- 1	291	283	238	238	22	22
DIV. I NON-CONF.	4- 6	212	0- 0	311	258	228	228	23	23
TOTALS	RPI 1-25	RPI 26-50	W-L RECORDS	RPI 51-100	RPI 101-999	RPI 150+			
12- 16	0- 0	0- 2	OVERALL	0- 1	12- 13	10- 9			
6- 4	0- 0	0- 0	HOME	0- 0	6- 4	4- 2			
6- 11	0- 0	0- 2	AWAY	0- 0	6- 9	6- 7			
0- 1	0- 0	0- 0	NEUTRAL	0- 1	0- 0	0- 0			
4- 6	0- 0	0- 1	NON-CONFERENCE	0- 1	4- 4	3- 4			
1- 0	0- 0	0- 0	HOME	0- 0	1- 0	0- 0			
3- 5	0- 0	0- 1	AWAY	0- 0	3- 4	3- 4			
0- 1	0- 0	0- 0	NEUTRAL	0- 1	0- 0	0- 0			
8- 10	0- 0	0- 1	CONFERENCE	0- 0	8- 9	7- 5			
5- 4	0- 0	0- 0	HOME	0- 0	5- 4	4- 2			
3- 6	0- 0	0- 1	AWAY	0- 0	3- 5	3- 3			
0- 0	0- 0	0- 0	NEUTRAL	0- 0	0- 0	0- 0			

RPI 1-25			RPI 26-50			RPI 51-100			RPI 101+ Team's RPI: 238		
RPI	S	Opponent	Score	RPI	S	Opponent	Score	RPI	S	Opponent	Score
30	A	Missouri	36 59	70	N	Missouri St.	65 68	112	A	UT Martin	55 68
45	A	Belmont	54 87					112	H	UT Martin	48 75
								129	H	Morehead St.	67 73
								131	H	Illinois St.	68 61
								146	A	Tennessee Tech	55 79
								146	H	Tennessee Tech	63 61
								183	A	Saint Louis	56 63
								215	A	Jacksonville St.	51 47
								215	H	Jacksonville St.	61 68
								225	A	Illinois	57 74
								228	A	UMKC	75 80
								245	A	Southeast Mo. St.	58 63
								245	H	Southeast Mo. St.	52 62
								255	A	Loyola Chicago	43 56
								261	A	Austin Peay	65 77
								261	H	Austin Peay	69 68
								263	A	Murray St.	75 81
								263	H	Murray St.	71 54
								295	A	Eastern Ill.	65 56
								295	H	Eastern Ill.	78 62
								304	A	Tennessee St.	66 55
								331	A	Evansville	54 45
								333	H	Eastern Ky.	74 55
								334	A	Purdue Fort Wayne	57 49
								348	A	Chicago St.	82 66
LAST 12 Division I GAMES:											
215	H	Jacksonville St.	61 68	263	A	Murray St.	75 81				
146	H	Tennessee Tech	63 61	261	A	Austin Peay	65 77				
45	A	Belmont	54 87	333	H	Eastern Ky.	74 55				
304	A	Tennessee St.	66 55	129	H	Morehead St.	67 73				
112	H	UT Martin	48 75	112	A	UT Martin	55 68				
295	H	Eastern Ill.	78 62	245	A	Southeast Mo. St.	58 63				

Non-Div I Games: McKendree 64 63

SIUE

■ Loss,
 ■ Non-Conf,
 ■ S Site,
 ■ Home
 ■ A Away
 N Neutral

Average RPI Win:	220	WON-LOST	WINNING	LAST 10	STRENGTH OF	OPP. STRENGTH	TEAM	ADJ.	CONF.	ADJ CONF.
Average RPI Loss:	128	RECORD	PCT. RANK	GAMES	SCHEDULE	OF SCHEDULE	RPI	RPI	RPI	RPI
DIV. I ONLY	11- 19	242	0- 1	126	134	231	231	9	9	
DIV. I NON-CONF.	6- 7	172	0- 0	178	285	226	226	9	9	
TOTALS	RPI 1-25	RPI 26-50	W-L RECORDS	RPI 51-100	RPI 101-999	RPI 150+				
11- 19	0- 3	0- 1	OVERALL	0- 3	11- 12	10- 9				
8- 8	0- 1	0- 0	HOME	0- 1	8- 6	7- 5				
1- 10	0- 2	0- 1	AWAY	0- 2	1- 5	1- 3				
2- 1	0- 0	0- 0	NEUTRAL	0- 0	2- 1	2- 1				
6- 7	0- 0	0- 1	NON-CONFERENCE	0- 2	6- 4	6- 3				
4- 4	0- 0	0- 0	HOME	0- 1	4- 3	4- 3				
0- 3	0- 0	0- 1	AWAY	0- 1	0- 1	0- 0				
2- 0	0- 0	0- 0	NEUTRAL	0- 0	2- 0	2- 0				
5- 12	0- 3	0- 0	CONFERENCE	0- 1	5- 8	4- 6				
4- 4	0- 1	0- 0	HOME	0- 0	4- 3	3- 2				
1- 7	0- 2	0- 0	AWAY	0- 1	1- 4	1- 3				
0- 1	0- 0	0- 0	NEUTRAL	0- 0	0- 1	0- 1				

RPI 1-25				RPI 26-50				RPI 51-100				RPI 101+				Team's RPI: 231	
RPI	S	Opponent	Score	RPI	S	Opponent	Score	RPI	S	Opponent	Score	RPI	S	Opponent	Score		
6	A	UConn	39 79	34	A	Rice	52 66	60	A	TCU	63 65	110	A	Houston	68 69		
15	A	UCF	43 55					76	H	UT Arlington	41 66	110	H	Houston	61 72		
15	H	UCF	54 66					77	A	Cincinnati	57 69	114	H	South Fla.	46 44		
												128	A	Northern Colo.	57 58		
												154	H	Oklahoma	61 77		
												155	A	Tulsa	35 49		
												156	H	Alabama	61 62		
												166	H	Temple	53 52		
												169	A	Tulane	64 60		
												169	H	Tulane	43 61		
												176	H	North Texas	73 66		
												177	N	Robert Morris	60 55		
												193	A	East Carolina	61 67		
												193	H	East Carolina	54 64		
												193	N	East Carolina	48 50		
												222	N	Northern Ariz.	55 48		
												232	H	Memphis	71 48		
												259	A	Wichita St.	42 53		
												259	H	Wichita St.	78 50		
												276	H	CSU Bakersfield	49 43		
												300	H	La.-Monroe	49 38		
												323	H	Southeastern La.	62 63		
												329	H	Mississippi Val.	62 47		
LAST 12 Division I GAMES:																	
193	N	East Carolina	48 50	259	A	Wichita St.	42 53										
222	N	Northern Ariz.	55 48	193	H	East Carolina	54 64										
193	A	East Carolina	61 67	15	H	UCF	54 66										
232	H	Memphis	71 48	155	A	Tulsa	35 49										
169	A	Tulane	64 60	110	A	Houston	68 69										
166	H	Temple	53 52	114	H	South Fla.	46 44										

Non-Div I Games:

SMU

■ Loss,
 ■ Non-Conf,
 ■ S Site,
 ■ Home
 ■ Away
 N Neutral

Average RPI Win:	258	WON-LOST	WINNING	LAST 10	STRENGTH OF	OPP. STRENGTH	TEAM	ADJ.	CONF.	ADJ CONF.
Average RPI Loss:	139	RECORD	PCT. RANK	GAMES	SCHEDULE	OF SCHEDULE	RPI	RPI	RPI	RPI
DIV. I ONLY	9- 19	266	0- 1	215	191	266	266	16	16	
DIV. I NON-CONF.	3- 4	199	0- 0	174	242	222	222	13	13	
TOTALS	RPI 1-25	RPI 26-50	W-L RECORDS	RPI 51-100	RPI 101-999	RPI 150+				
9- 19	0- 0	0- 0	OVERALL	0- 5	9- 14	9- 6				
4- 9	0- 0	0- 0	HOME	0- 2	4- 7	4- 3				
3- 8	0- 0	0- 0	AWAY	0- 2	3- 6	3- 2				
2- 2	0- 0	0- 0	NEUTRAL	0- 1	2- 1	2- 1				
3- 4	0- 0	0- 0	NON-CONFERENCE	0- 3	3- 1	3- 1				
1- 2	0- 0	0- 0	HOME	0- 1	1- 1	1- 1				
0- 1	0- 0	0- 0	AWAY	0- 1	0- 0	0- 0				
2- 1	0- 0	0- 0	NEUTRAL	0- 1	2- 0	2- 0				
6- 15	0- 0	0- 0	CONFERENCE	0- 2	6- 13	6- 5				
3- 7	0- 0	0- 0	HOME	0- 1	3- 6	3- 2				
3- 7	0- 0	0- 0	AWAY	0- 1	3- 6	3- 2				
0- 1	0- 0	0- 0	NEUTRAL	0- 0	0- 1	0- 1				

RPI S	Opponent	Score	RPI S	Opponent	Score	RPI S	Opponent	Score	RPI S	Opponent	Score	Team's RPI: 266
						56	A New Mexico	53 85	107	A Portland St.	58 74	
						74	H UC Davis	60 109	107	H Portland St.	57 75	
						86	A Idaho	66 104	109	A Idaho St.	43 73	
						86	H Idaho	65 69	109	H Idaho St.	42 56	
						100	N Pepperdine	97 113	128	A Northern Colo.	69 82	
									128	H Northern Colo.	61 71	
									147	A Montana St.	58 64	
									147	H Montana St.	53 69	
									182	A Eastern Wash.	73 70	
									182	H Eastern Wash.	62 71	
									186	A Montana	67 75	
									186	H Montana	86 88	
									201	N Hampton	65 61	
									222	A Northern Ariz.	69 71	
									222	H Northern Ariz.	65 61	
									222	N Northern Ariz.	69 74	
									225	N Illinois	109 107	
									253	H San Francisco	75 86	
									273	A Southern Utah	75 69	
									273	H Southern Utah	77 76	
									314	A Weber St.	78 69	
									314	H Weber St.	77 62	
									317	H Cal Poly	88 85	
LAST 12 Division I GAMES:												
			222	N Northern Ariz.	69 74	107	H Portland St.	57 75				
			201	N Hampton	65 61	314	A Weber St.	78 69				
			186	A Montana	67 75	222	A Northern Ariz.	69 71				
			147	A Montana St.	58 64	273	A Southern Utah	75 69				
			86	H Idaho	65 69	128	H Northern Colo.	61 71				
			182	H Eastern Wash.	62 71	107	A Portland St.	58 74				

Non-Div I Games: Antelope Valley 86 80

Sacramento St.

■ Loss,
 ■ Non-Conf,
 ■ S Site,
 ■ Home
 ■ Away
 N Neutral

Sacred Heart

Through Games Of March 15, 2019

Average RPI Win:	284	WON-LOST	WINNING	LAST 10	STRENGTH OF	OPP. STRENGTH	TEAM	ADJ.	CONF.	ADJ CONF.
Average RPI Loss:	185	RECORD	PCT. RANK	GAMES	SCHEDULE	OF SCHEDULE	RPI	RPI	RPI	RPI
DIV. I ONLY	19- 12	109	0- 1	312	330	192	192	31	31	
DIV. I NON-CONF.	4- 7	228	0- 0	207	249	215	215	31	31	
TOTALS	RPI 1-25	RPI 26-50	W-L RECORDS	RPI 51-100	RPI 101-999	RPI 150+				
19- 12	0- 1	0- 0	OVERALL	0- 0	19- 11	19- 8				
10- 5	0- 0	0- 0	HOME	0- 0	10- 5	10- 4				
9- 7	0- 1	0- 0	AWAY	0- 0	9- 6	9- 4				
0- 0	0- 0	0- 0	NEUTRAL	0- 0	0- 0	0- 0				
4- 7	0- 1	0- 0	NON-CONFERENCE	0- 0	4- 6	4- 3				
1- 3	0- 0	0- 0	HOME	0- 0	1- 3	1- 2				
3- 4	0- 1	0- 0	AWAY	0- 0	3- 3	3- 1				
0- 0	0- 0	0- 0	NEUTRAL	0- 0	0- 0	0- 0				
15- 5	0- 0	0- 0	CONFERENCE	0- 0	15- 5	15- 5				
9- 2	0- 0	0- 0	HOME	0- 0	9- 2	9- 2				
6- 3	0- 0	0- 0	AWAY	0- 0	6- 3	6- 3				
0- 0	0- 0	0- 0	NEUTRAL	0- 0	0- 0	0- 0				

RPI 1-25				RPI 26-50				RPI 51-100				RPI 101+ Team's RPI: 192			
RPI	S	Opponent	Score	RPI	S	Opponent	Score	RPI	S	Opponent	Score	RPI	S	Opponent	Score
22	A	Kentucky	43 71									119	A	Providence	52 62
												124	A	Lehigh	66 70
												139	H	Stony Brook	58 73
												177	A	Robert Morris	46 64
												177	H	Robert Morris	54 45
												194	A	Saint Francis (PA)	68 85
												194	H	Saint Francis (PA)	77 51
												194	H	Saint Francis (PA)	60 68
												204	A	Massachusetts	61 78
												216	H	Monmouth	50 55
												224	A	Mt. St. Mary's	53 46
												224	H	Mt. St. Mary's	76 41
												230	A	Hofstra	70 64
												235	H	Saint Joseph's	44 61
												248	A	St. Francis Brooklyn	68 66
												248	H	St. Francis Brooklyn	53 56
												265	A	Manhattan	74 46
												278	H	Siena	72 50
												294	A	Bryant	67 57
												294	H	Bryant	49 48
												318	A	Wagner	80 68
												318	H	Wagner	72 64
												318	H	Wagner	68 51
												319	A	New Hampshire	71 60
												328	A	Central Conn. St.	73 46
												328	H	Central Conn. St.	66 61
LAST 12 Division I GAMES:															
194	H	Saint Francis (PA)	60 68	328	A	Central Conn. St.	73 46								
318	H	Wagner	68 51	351	A	LIU Brooklyn	64 69								
224	A	Mt. St. Mary's	53 46	294	A	Bryant	67 57								
177	H	Robert Morris	54 45	344	H	Fairleigh Dickinson	68 62								
194	H	Saint Francis (PA)	77 51	224	H	Mt. St. Mary's	76 41								
344	A	Fairleigh Dickinson	82 63	248	H	St. Francis Brooklyn	53 56								

Non-Div I Games:

Sacred Heart

■ Loss,
 ■ Non-Conf,
 ■ S Site,
 ■ Home
 ■ A Away
 N Neutral

RPI	S	Opponent	Score	
344	A	Fairleigh Dickinson	82	63
344	H	Fairleigh Dickinson	68	62
351	A	LIU Brooklyn	64	69
351	H	LIU Brooklyn	75	53

Sacred Heart

Average RPI Win:	276	WON-LOST	WINNING	LAST 10	STRENGTH OF	OPP. STRENGTH	TEAM	ADJ.	CONF.	ADJ CONF.
Average RPI Loss:	166	RECORD	PCT. RANK	GAMES	SCHEDULE	OF SCHEDULE	RPI	RPI	RPI	RPI
DIV. I ONLY	15- 16	181	2- 0	201	313	194	194	31	31	
DIV. I NON-CONF.	2- 9	297	0- 0	27	94	192	192	31	31	
TOTALS	RPI 1-25	RPI 26-50	W-L RECORDS	RPI 51-100	RPI 101-999	RPI 150+				
15- 16	0- 1	0- 2	OVERALL	0- 1	15- 12	14- 9				
9- 4	0- 0	0- 0	HOME	0- 1	9- 3	8- 2				
6- 10	0- 1	0- 1	AWAY	0- 0	6- 8	6- 6				
0- 2	0- 0	0- 1	NEUTRAL	0- 0	0- 1	0- 1				
2- 9	0- 1	0- 2	NON-CONFERENCE	0- 1	2- 5	1- 2				
1- 2	0- 0	0- 0	HOME	0- 1	1- 1	0- 0				
1- 5	0- 1	0- 1	AWAY	0- 0	1- 3	1- 1				
0- 2	0- 0	0- 1	NEUTRAL	0- 0	0- 1	0- 1				
13- 7	0- 0	0- 0	CONFERENCE	0- 0	13- 7	13- 7				
8- 2	0- 0	0- 0	HOME	0- 0	8- 2	8- 2				
5- 5	0- 0	0- 0	AWAY	0- 0	5- 5	5- 5				
0- 0	0- 0	0- 0	NEUTRAL	0- 0	0- 0	0- 0				

RPI	S	Opponent	Score	RPI	S	Opponent	Score	RPI	S	Opponent	Score	RPI	S	Opponent	Score	Team's RPI: 194
2	A	Baylor	58 116	27	A	Rutgers	52 96	65	H	FGCU	69 83	121	A	Youngstown St.	56 80	
				38	N	Boise St.	64 78					126	A	Pittsburgh	75 78	
												129	H	Morehead St.	89 83	
												136	H	Duquesne	73 93	
												177	A	Robert Morris	53 66	
												177	H	Robert Morris	60 66	
												184	A	Liberty	53 82	
												186	N	Montana	77 79	
												192	A	Sacred Heart	68 60	
												192	A	Sacred Heart	51 77	
												192	H	Sacred Heart	85 68	
												224	A	Mt. St. Mary's	83 72	
												224	H	Mt. St. Mary's	68 66	
												248	A	St. Francis Brooklyn	65 78	
												248	H	St. Francis Brooklyn	86 84	
												294	A	Bryant	63 66	
												294	H	Bryant	91 78	
												294	H	Bryant	78 66	
												318	A	Wagner	67 58	
												318	H	Wagner	107 70	
												328	A	Central Conn. St.	62 73	
												328	H	Central Conn. St.	83 68	
												338	A	Longwood	91 88	
												344	A	Fairleigh Dickinson	77 65	
												344	H	Fairleigh Dickinson	75 64	
												351	A	LIU Brooklyn	80 66	
LAST 12 Division I GAMES:																
294	H	Bryant	91 78	248	H	St. Francis Brooklyn	86 84									
192	A	Sacred Heart	68 60	351	H	LIU Brooklyn	69 75									
186	N	Montana	77 79	177	H	Robert Morris	60 66									
177	A	Robert Morris	53 66	344	A	Fairleigh Dickinson	77 65									
318	A	Wagner	67 58	294	H	Bryant	78 66									
192	A	Sacred Heart	51 77	328	H	Central Conn. St.	83 68									

Non-Div I Games: Seton Hill 86 74

Saint Francis (PA)

Loss, Non-Conf, S Site, H Home A Away N Neutral

S
a
i
n
t
F
r
a
n
c
i
s
(
P
A
)

RPI S Saint Francis (PA) Score

Through Games Of March 15, 2019

RPI	S	Opponent	Score
351	H	LIU Brooklyn	69 75

Saint Francis (PA)
P
A
)

Saint Joseph's

Through Games Of March 15, 2019

Average RPI Win:	239	WON-LOST	WINNING	LAST 10	STRENGTH OF	OPP. STRENGTH	TEAM	ADJ.	CONF.	ADJ CONF.
Average RPI Loss:	132	RECORD	PCT. RANK	GAMES	SCHEDULE	OF SCHEDULE	RPI	RPI	RPI	RPI
DIV. I ONLY	12- 19	236	1- 1	173	167	235	235	17	17	
DIV. I NON-CONF.	4- 9	252	0- 0	135	169	243	243	16	16	
TOTALS	RPI 1-25	RPI 26-50	W-L RECORDS	RPI 51-100	RPI 101-999	RPI 150+				
12- 19	0- 0	0- 1	OVERALL	0- 7	12- 11	12- 6				
8- 9	0- 0	0- 1	HOME	0- 3	8- 5	8- 3				
4- 9	0- 0	0- 0	AWAY	0- 3	4- 6	4- 3				
0- 1	0- 0	0- 0	NEUTRAL	0- 1	0- 0	0- 0				
4- 9	0- 0	0- 1	NON-CONFERENCE	0- 3	4- 5	4- 3				
3- 5	0- 0	0- 1	HOME	0- 1	3- 3	3- 2				
1- 4	0- 0	0- 0	AWAY	0- 2	1- 2	1- 1				
0- 0	0- 0	0- 0	NEUTRAL	0- 0	0- 0	0- 0				
8- 10	0- 0	0- 0	CONFERENCE	0- 4	8- 6	8- 3				
5- 4	0- 0	0- 0	HOME	0- 2	5- 2	5- 1				
3- 5	0- 0	0- 0	AWAY	0- 1	3- 4	3- 2				
0- 1	0- 0	0- 0	NEUTRAL	0- 1	0- 0	0- 0				

RPI 1-25				RPI 26-50				RPI 51-100				RPI 101+ Team's RPI: 235			
RPI	S	Opponent	Score	RPI	S	Opponent	Score	RPI	S	Opponent	Score	RPI	S	Opponent	Score
				48	H	Auburn	70 81	55	A	Drexel	34 51	118	A	Dayton	65 72
								57	H	Villanova	35 47	122	H	Towson	52 73
								59	A	Penn	45 65	136	A	Duquesne	73 81
								81	H	Fordham	41 51	136	H	Duquesne	56 67
								93	A	VCU	40 59	138	A	Delaware	39 48
								93	H	VCU	47 65	151	H	Davidson	66 54
								93	N	VCU	47 58	166	H	Temple	52 58
												171	H	Rider	54 56
												183	H	Saint Louis	49 62
												192	A	Sacred Heart	61 44
												204	H	Massachusetts	55 54
												219	A	George Washington	41 38
												219	H	George Washington	61 49
												227	A	George Mason	59 68
												252	H	Columbia	68 61
												256	A	Navy	48 49
												260	A	Rhode Island	55 48
												262	H	St. Bonaventure	66 41
												267	H	Loyola Maryland	49 46
												272	A	Richmond	45 46
												274	H	Niagara	68 54
												283	A	La Salle	64 63
												283	H	La Salle	60 57
LAST 12 Division I GAMES:															
				219	H	George Washington	61 49	136	H	Duquesne	56 67				
				93	N	VCU	47 58	283	A	La Salle	64 63				
				267	H	Loyola Maryland	49 46	204	H	Massachusetts	55 54				
				81	H	Fordham	41 51	219	A	George Washington	41 38				
				227	A	George Mason	59 68	151	H	Davidson	66 54				
				260	A	Rhode Island	55 48	93	H	VCU	47 65				

Non-Div I Games:

Saint Joseph's

■ Loss,
 ■ Non-Conf,
 ■ S Site,
 ■ H Home
 ■ A Away
 N Neutral

Saint Louis

Through Games Of March 15, 2019

Average RPI Win:	216	WON-LOST	WINNING	LAST 10	STRENGTH OF	OPP. STRENGTH	TEAM	ADJ.	CONF.	ADJ CONF.
Average RPI Loss:	130	RECORD	PCT. RANK	GAMES	SCHEDULE	OF SCHEDULE	RPI	RPI	RPI	RPI
DIV. I ONLY	15- 16	181	1- 0	193	121	183	183	17	17	
DIV. I NON-CONF.	5- 8	224	0- 0	222	46	225	225	16	16	
TOTALS	RPI 1-25	RPI 26-50	W-L RECORDS	RPI 51-100	RPI 101-999	RPI 150+				
15- 16	0- 1	0- 1	OVERALL	2- 4	13- 10	11- 6				
9- 6	0- 1	0- 1	HOME	1- 2	8- 2	7- 2				
6- 7	0- 0	0- 0	AWAY	1- 2	5- 5	4- 3				
0- 3	0- 0	0- 0	NEUTRAL	0- 0	0- 3	0- 1				
5- 8	0- 1	0- 1	NON-CONFERENCE	1- 1	4- 5	4- 3				
2- 4	0- 1	0- 1	HOME	0- 1	2- 1	2- 1				
3- 2	0- 0	0- 0	AWAY	1- 0	2- 2	2- 1				
0- 2	0- 0	0- 0	NEUTRAL	0- 0	0- 2	0- 1				
10- 8	0- 0	0- 0	CONFERENCE	1- 3	9- 5	7- 3				
7- 2	0- 0	0- 0	HOME	1- 1	6- 1	5- 1				
3- 5	0- 0	0- 0	AWAY	0- 2	3- 3	2- 2				
0- 1	0- 0	0- 0	NEUTRAL	0- 0	0- 1	0- 0				

RPI	S	Opponent	Score	RPI	S	Opponent	Score	RPI	S	Opponent	Score	RPI	S	Opponent	Score	Team's RPI: 183
6	H	UConn	42 98	30	H	Missouri	62 74	77	H	Cincinnati	50 51	118	A	Dayton	57 73	
								81	A	Fordham	51 54	118	H	Dayton	68 65	
								81	H	Fordham	53 56	131	A	Illinois St.	67 72	
								93	A	VCU	47 57	136	A	Duquesne	67 63	
								93	H	VCU	76 60	136	N	Duquesne	51 72	
								98	A	Virginia	67 65	137	N	Yale	52 58	
												151	A	Davidson	57 60	
												153	H	Southern Ill.	62 58	
												155	A	Tulsa	75 86	
												168	N	Chattanooga	61 71	
												204	A	Massachusetts	66 70	
												219	H	George Washington	60 44	
												227	H	George Mason	60 53	
												235	A	Saint Joseph's	62 49	
												238	H	SIUE	63 56	
												247	H	Indiana St.	56 60	
												260	H	Rhode Island	56 68	
												262	A	St. Bonaventure	62 45	
												272	H	Richmond	58 49	
												272	H	Richmond	78 48	
												283	H	La Salle	69 58	
												307	A	Fla. Atlantic	93 61	
												333	A	Eastern Ky.	70 43	
LAST 12 Division I GAMES:																
272	H	Richmond	58 49	272	H	Richmond	78 48									
136	N	Duquesne	51 72	136	A	Duquesne	67 63									
307	A	Fla. Atlantic	93 61	283	H	La Salle	69 58									
118	A	Dayton	57 73	81	A	Fordham	51 54									
93	H	VCU	76 60	219	H	George Washington	60 44									
151	A	Davidson	57 60	227	H	George Mason	60 53									

Non-Div I Games:

Saint Louis

■ Loss,
 ■ Non-Conf,
 ■ S Site,
 ■ H Home
 ■ A Away
 N Neutral

Average RPI Win:	175	WON-LOST	WINNING	LAST 10	STRENGTH OF	OPP. STRENGTH	TEAM	ADJ.	CONF.	ADJ CONF.
Average RPI Loss:	47	RECORD	PCT. RANK	GAMES	SCHEDULE	OF SCHEDULE	RPI	RPI	RPI	RPI
DIV. I ONLY	20- 11	93	1- 1	56	81	49	49	7	7	
DIV. I NON-CONF.	7- 4	108	0- 0	70	54	63	63	7	7	
TOTALS	RPI 1-25	RPI 26-50	W-L RECORDS	RPI 51-100	RPI 101-999	RPI 150+				
20- 11	1- 6	0- 1	OVERALL	2- 2	17- 2	13- 0				
9- 4	0- 3	0- 1	HOME	2- 0	7- 0	5- 0				
8- 6	1- 2	0- 0	AWAY	0- 2	7- 2	7- 0				
3- 1	0- 1	0- 0	NEUTRAL	0- 0	3- 0	1- 0				
7- 4	0- 2	0- 1	NON-CONFERENCE	1- 1	6- 0	5- 0				
2- 2	0- 1	0- 1	HOME	1- 0	1- 0	1- 0				
3- 2	0- 1	0- 0	AWAY	0- 1	3- 0	3- 0				
2- 0	0- 0	0- 0	NEUTRAL	0- 0	2- 0	1- 0				
13- 7	1- 4	0- 0	CONFERENCE	1- 1	11- 2	8- 0				
7- 2	0- 2	0- 0	HOME	1- 0	6- 0	4- 0				
5- 4	1- 1	0- 0	AWAY	0- 1	4- 2	4- 0				
1- 1	0- 1	0- 0	NEUTRAL	0- 0	1- 0	0- 0				

RPI 1-25				RPI 26-50				Team's RPI: 49				RPI 51-100				RPI 101+			
RPI	S	Opponent	Score	RPI	S	Opponent	Score	RPI	S	Opponent	Score	RPI	S	Opponent	Score	RPI	S	Opponent	Score
5	H	Oregon	55 79	41	H	California	78 81	62	H	Wyoming	90 84	101	A	Pacific	67 76				
13	A	Gonzaga	62 74					74	A	UC Davis	74 76	101	H	Pacific	75 62				
13	H	Gonzaga	52 66					100	A	Pepperdine	72 77	104	A	Loyola Marymount	56 69				
13	N	Gonzaga	77 78					100	H	Pepperdine	79 68	104	H	Loyola Marymount	86 62				
24	A	Oregon St.	56 89									104	N	Loyola Marymount	70 38				
25	A	BYU	78 75									108	N	Old Dominion	83 65				
25	H	BYU	73 74									157	A	Washington St.	70 64				
												163	N	Texas St.	89 62				
												164	A	Santa Clara	83 59				
												164	H	Santa Clara	81 68				
												190	A	Portland	98 91				
												190	H	Portland	113 85				
												198	H	Milwaukee	73 71				
												253	A	San Francisco	80 65				
												253	H	San Francisco	88 63				
												275	A	San Diego	80 49				
												275	H	San Diego	74 60				
												289	A	UC Santa Barbara	80 55				
												317	A	Cal Poly	69 51				
LAST 12 Division I GAMES:																			
104	N	Loyola Marymount	70 38	253	H	San Francisco	88 63												
13	N	Gonzaga	77 78	164	H	Santa Clara	81 68												
108	N	Old Dominion	83 65	275	A	San Diego	80 49												
101	H	Pacific	75 62	25	A	BYU	78 75												
100	A	Pepperdine	72 77	13	H	Gonzaga	52 66												
104	A	Loyola Marymount	56 69	190	H	Portland	113 85												

Non-Div I Games:

Saint Mary's (CA)

■ Loss,
 ■ Non-Conf, S Site,
 ■ Home
 ■ Away
 N Neutral

Saint Peter's

Through Games Of March 15, 2019

Average RPI Win:	324	WON-LOST	WINNING	LAST 10	STRENGTH OF	OPP. STRENGTH	TEAM	ADJ.	CONF.	ADJ CONF.
Average RPI Loss:	233	RECORD	PCT. RANK	GAMES	SCHEDULE	OF SCHEDULE	RPI	RPI	RPI	RPI
DIV. I ONLY	6- 24	320	0- 1	350	307	347	347	26	26	
DIV. I NON-CONF.	5- 6	177	0- 0	342	346	310	310	27	27	
TOTALS	RPI 1-25	RPI 26-50	W-L RECORDS	RPI 51-100	RPI 101-999	RPI 150+				
6- 24	0- 0	0- 1	OVERALL	0- 0	6- 23	6- 19				
4- 10	0- 0	0- 0	HOME	0- 0	4- 10	4- 9				
2- 13	0- 0	0- 1	AWAY	0- 0	2- 12	2- 9				
0- 1	0- 0	0- 0	NEUTRAL	0- 0	0- 1	0- 1				
5- 6	0- 0	0- 0	NON-CONFERENCE	0- 0	5- 6	5- 3				
4- 1	0- 0	0- 0	HOME	0- 0	4- 1	4- 1				
1- 5	0- 0	0- 0	AWAY	0- 0	1- 5	1- 2				
0- 0	0- 0	0- 0	NEUTRAL	0- 0	0- 0	0- 0				
1- 18	0- 0	0- 1	CONFERENCE	0- 0	1- 17	1- 16				
0- 9	0- 0	0- 0	HOME	0- 0	0- 9	0- 8				
1- 8	0- 0	0- 1	AWAY	0- 0	1- 7	1- 7				
0- 1	0- 0	0- 0	NEUTRAL	0- 0	0- 1	0- 1				

RPI 1-25				RPI 26-50				RPI 51-100				RPI 101+				Team's RPI: 347	
RPI	S	Opponent	Score	RPI	S	Opponent	Score	RPI	S	Opponent	Score	RPI	S	Opponent	Score		
				39	A	Quinnipiac	45 90					117	H	Marist	42 62		
												133	A	Boston College	57 89		
												137	A	Yale	56 72		
												141	A	Seton Hall	47 90		
												171	A	Rider	38 60		
												171	H	Rider	43 78		
												216	A	Monmouth	50 70		
												216	H	Monmouth	59 76		
												248	A	St. Francis Brooklyn	70 74		
												264	H	Cal St. Fullerton	45 69		
												265	A	Manhattan	46 62		
												265	H	Manhattan	44 62		
												265 N	Manhattan	41 62			
												274	A	Niagara	57 81		
												274	H	Niagara	66 75		
												278	A	Siena	46 50		
												278	H	Siena	57 84		
												285	A	Fairfield	68 65		
												285	H	Fairfield	61 69		
												286	A	Canisius	59 78		
												286	H	Canisius	62 75		
												318	H	Wagner	69 57		
												320	A	Lafayette	62 60		
												324	A	Iona	57 61		
												324	H	Iona	53 58		
												325	H	NJIT	70 57		
LAST 12 Division I GAMES:																	
				265 N	Manhattan		41 62		324 A	Iona		57 61					
				216 H	Monmouth		59 76		171 H	Rider		43 78					
				324 H	Iona		53 58		265 H	Manhattan		44 62					
				265 A	Manhattan		46 62		286 A	Canisius		59 78					
				285 H	Fairfield		61 69		274 A	Niagara		57 81					
				216 A	Monmouth		50 70		278 A	Siena		46 50					

Non-Div I Games:

Saint Peter's

■ Loss,
 ■ Non-Conf,
 ■ S Site,
 ■ H Home
 ■ A Away
 N Neutral

RPI	S	Opponent	Score	
327	A	UMass Lowell	57	59
344	H	Fairleigh Dickinson	75	58
351	H	LIU Brooklyn	86	59

Saint Peter's

Average RPI Win:	279	WON-LOST	WINNING	LAST 10	STRENGTH OF	OPP. STRENGTH	TEAM	ADJ.	CONF.	ADJ CONF.
Average RPI Loss:	132	RECORD	PCT. RANK	GAMES	SCHEDULE	OF SCHEDULE	RPI	RPI	RPI	RPI
DIV. I ONLY	13- 13	168	0- 1	219	279	181	181	25	25	
DIV. I NON-CONF.	2- 5	264	0- 0	141	152	191	191	22	22	
TOTALS	RPI 1-25	RPI 26-50	W-L RECORDS	RPI 51-100	RPI 101-999	RPI 150+				
13- 13	0- 0	0- 0	OVERALL	0- 7	13- 6	12- 5				
6- 4	0- 0	0- 0	HOME	0- 2	6- 2	6- 1				
7- 7	0- 0	0- 0	AWAY	0- 4	7- 3	6- 3				
0- 2	0- 0	0- 0	NEUTRAL	0- 1	0- 1	0- 1				
2- 5	0- 0	0- 0	NON-CONFERENCE	0- 3	2- 2	2- 2				
0- 1	0- 0	0- 0	HOME	0- 0	0- 1	0- 1				
2- 3	0- 0	0- 0	AWAY	0- 2	2- 1	2- 1				
0- 1	0- 0	0- 0	NEUTRAL	0- 1	0- 0	0- 0				
11- 8	0- 0	0- 0	CONFERENCE	0- 4	11- 4	10- 3				
6- 3	0- 0	0- 0	HOME	0- 2	6- 1	6- 0				
5- 4	0- 0	0- 0	AWAY	0- 2	5- 2	4- 2				
0- 1	0- 0	0- 0	NEUTRAL	0- 0	0- 1	0- 1				

RPI 1-25			RPI 26-50			RPI 51-100			RPI 101+			Team's RPI: 181
RPI	S	Opponent	Score	RPI	S	Opponent	Score	RPI	S	Opponent	Score	
						51 A Lamar University	76 81	142 A Abilene Christian			72 63	
						51 H Lamar University	72 83	142 H Abilene Christian			79 91	
						60 A TCU	59 72	159 H Oral Roberts			62 73	
						64 A SFA	75 83	165 A Nicholls St.			81 84	
						64 H SFA	68 78	195 A Southern Miss.			65 61	
						87 A LSU	52 66	251 A A&M-Corpus Christi			61 76	
						90 N Troy	79 84	251 H A&M-Corpus Christi			61 59	
								259 A Wichita St.			55 63	
								268 A Louisiana			68 62	
								277 A Central Ark.			71 59	
								277 H Central Ark.			66 62	
								277 N Central Ark.			71 76	
								288 H New Orleans			86 62	
								308 A Incarnate Word			76 56	
								312 A McNeese			93 80	
								316 H Northwestern St.			66 55	
								323 H Southeastern La.			94 63	
								332 A Houston Baptist			74 63	
								332 H Houston Baptist			83 64	
LAST 12 Division I GAMES:												
277 N Central Ark.			71 76	51 A Lamar University			76 81					
64 A SFA			75 83	251 H A&M-Corpus Christi			61 59					
277 A Central Ark.			71 59	142 A Abilene Christian			72 63					
288 H New Orleans			86 62	312 A McNeese			93 80					
332 H Houston Baptist			83 64	64 H SFA			68 78					
165 A Nicholls St.			81 84	323 H Southeastern La.			94 63					

Non-Div I Games: UNKNOWN 94 46 Wiley 101 63 Jarvis Christian 100 55

Sam Houston St.

Average RPI Win: 280	WON-LOST	WINNING	LAST 10	STRENGTH OF	OPP. STRENGTH	TEAM	ADJ.	CONF.	ADJ CONF.
Average RPI Loss: 175	RECORD	PCT. RANK	GAMES	SCHEDULE	OF SCHEDULE	RPI	RPI	RPI	RPI
DIV. I ONLY	8- 20	282	0- 1	269	265	290	290	28	28
DIV. I NON-CONF.	3- 10	278	0- 0	177	225	238	238	25	25
TOTALS	RPI 1-25	RPI 26-50	W-L RECORDS	RPI 51-100	RPI 101-999	RPI 150+			
8- 20	0- 0	0- 1	OVERALL	0- 2	8- 17	8- 13			
5- 4	0- 0	0- 0	HOME	0- 1	5- 3	5- 2			
3- 15	0- 0	0- 1	AWAY	0- 1	3- 13	3- 10			
0- 1	0- 0	0- 0	NEUTRAL	0- 0	0- 1	0- 1			
3- 10	0- 0	0- 1	NON-CONFERENCE	0- 2	3- 7	3- 5			
1- 1	0- 0	0- 0	HOME	0- 1	1- 0	1- 0			
2- 9	0- 0	0- 1	AWAY	0- 1	2- 7	2- 5			
0- 0	0- 0	0- 0	NEUTRAL	0- 0	0- 0	0- 0			
5- 10	0- 0	0- 0	CONFERENCE	0- 0	5- 10	5- 8			
4- 3	0- 0	0- 0	HOME	0- 0	4- 3	4- 2			
1- 6	0- 0	0- 0	AWAY	0- 0	1- 6	1- 5			
0- 1	0- 0	0- 0	NEUTRAL	0- 0	0- 1	0- 1			

RPI S	Opponent	Score	RPI S	Opponent	Score	RPI S	Opponent	Score	RPI S	Opponent	Score	Team's RPI: 290
48	A Auburn	46 73	90	A Troy	52 72	112	A UT Martin	68 89	134	A Mercer	68 76	
			99	H UAB	41 66	134	H Mercer	52 68	143	A Oklahoma St.	62 82	
						167	A Denver	87 83	168	A Chattanooga	56 61	
						168	H Chattanooga	63 73	178	A Colorado	39 81	
						191	A Furman	36 57	191	H Furman	41 74	
						191	N Furman	52 67	195	A Southern Miss.	40 76	
						201	A Hampton	57 64	210	A Vanderbilt	52 77	
						232	A Memphis	48 53	241	A ETSU	50 71	
						241	H ETSU	79 58	257	A Wofford	62 71	
						257	H Wofford	79 62	269	A Alabama St.	60 51	
						309	A UNC Greensboro	54 55	309	H UNC Greensboro	57 53	
						315	H Presbyterian	75 54	341	A Western Caro.	75 42	
						341	H Western Caro.	58 43				
LAST 12 Division I GAMES:												
191	N Furman	52 67	341	H Western Caro.	58 43							
191	H Furman	41 74	134	H Mercer	52 68							
257	H Wofford	79 62	257	A Wofford	62 71							
241	A ETSU	50 71	191	A Furman	36 57							
168	A Chattanooga	56 61	168	H Chattanooga	63 73							
309	H UNC Greensboro	57 53	241	H ETSU	79 58							

Non-Div I Games: Rhodes 71 54 Montevallo 73 47

Samford

Loss, Non-Conf, S Site, H Home A Away N Neutral

Average RPI Win:	234	WON-LOST	WINNING	LAST 10	STRENGTH OF	OPP. STRENGTH	TEAM	ADJ.	CONF.	ADJ CONF.
Average RPI Loss:	117	RECORD	PCT. RANK	GAMES	SCHEDULE	OF SCHEDULE	RPI	RPI	RPI	RPI
DIV. I ONLY	8- 21	285	0- 1	178	88	275	275	7	7	
DIV. I NON-CONF.	6- 4	125	0- 0	320	193	218	218	7	7	
TOTALS	RPI 1-25	RPI 26-50	W-L RECORDS	RPI 51-100	RPI 101-999	RPI 150+				
8- 21	0- 4	0- 3	OVERALL	0- 2	8- 12	8- 7				
6- 9	0- 2	0- 2	HOME	0- 1	6- 4	6- 2				
2- 11	0- 2	0- 1	AWAY	0- 1	2- 7	2- 4				
0- 1	0- 0	0- 0	NEUTRAL	0- 0	0- 1	0- 1				
6- 4	0- 0	0- 1	NON-CONFERENCE	0- 0	6- 3	6- 2				
5- 1	0- 0	0- 1	HOME	0- 0	5- 0	5- 0				
1- 3	0- 0	0- 0	AWAY	0- 0	1- 3	1- 2				
0- 0	0- 0	0- 0	NEUTRAL	0- 0	0- 0	0- 0				
2- 17	0- 4	0- 2	CONFERENCE	0- 2	2- 9	2- 5				
1- 8	0- 2	0- 1	HOME	0- 1	1- 4	1- 2				
1- 8	0- 2	0- 1	AWAY	0- 1	1- 4	1- 2				
0- 1	0- 0	0- 0	NEUTRAL	0- 0	0- 1	0- 1				

RPI 1-25				RPI 26-50				RPI 51-100				RPI 101+ Team's RPI: 275			
RPI	S	Opponent	Score	RPI	S	Opponent	Score	RPI	S	Opponent	Score	RPI	S	Opponent	Score
13	A	Gonzaga	44 71	41	H	California	53 70	100	A	Pepperdine	65 88	101	A	Pacific	47 79
13	H	Gonzaga	61 86	49	A	Saint Mary's (CA)	60 74	100	H	Pepperdine	55 74	101	H	Pacific	53 70
25	A	BYU	68 80	49	H	Saint Mary's (CA)	49 80					104	A	Loyola Marymount	57 83
25	H	BYU	56 65									104	H	Loyola Marymount	52 69
												106	A	Minnesota	48 53
												164	A	Santa Clara	57 49
												164	H	Santa Clara	68 77
												164	N	Santa Clara	59 63
												187	H	Hawaii	58 50
												190	A	Portland	74 96
												190	H	Portland	60 69
												207	H	San Diego St.	72 71
												211	H	Dartmouth	78 76
												253	A	San Francisco	57 68
												253	H	San Francisco	66 59
												271	A	Long Beach St.	60 56
												273	A	Southern Utah	59 69
												284	H	Cleveland St.	83 82
												298	H	San Jose St.	83 79
												302	A	UTSA	77 87
LAST 12 Division I GAMES:															
164	N	Santa Clara	59 63	49	H	Saint Mary's (CA)	49 80	101	H	Pacific	53 70				
253	H	San Francisco	66 59	104	A	Loyola Marymount	57 83	100	A	Pepperdine	65 88				
164	H	Santa Clara	68 77	25	H	BYU	56 65	13	H	Gonzaga	61 86				
25	A	BYU	68 80												
190	A	Portland	74 96												
13	A	Gonzaga	44 71												

Non-Div I Games: Cal St. San B'dino 76 58

San Diego

Loss, Non-Conf, S Site, H Home A Away N Neutral

San Diego St.

Through Games Of March 15, 2019

Average RPI Win:	212	WON-LOST	WINNING	LAST 10	STRENGTH OF	OPP. STRENGTH	TEAM	ADJ.	CONF.	ADJ CONF.
Average RPI Loss:	157	RECORD	PCT. RANK	GAMES	SCHEDULE	OF SCHEDULE	RPI	RPI	RPI	RPI
DIV. I ONLY	14- 18	211	2- 0	192	169	207	207	15	15	
DIV. I NON-CONF.	5- 6	177	0- 0	248	237	229	229	12	12	
TOTALS	RPI 1-25	RPI 26-50	W-L RECORDS	RPI 51-100	RPI 101-999	RPI 150+				
14- 18	0- 0	0- 2	OVERALL	2- 5	12- 11	11- 9				
8- 7	0- 0	0- 1	HOME	1- 2	7- 4	7- 3				
4- 10	0- 0	0- 1	AWAY	0- 2	4- 7	3- 6				
2- 1	0- 0	0- 0	NEUTRAL	1- 1	1- 0	1- 0				
5- 6	0- 0	0- 0	NON-CONFERENCE	0- 2	5- 4	5- 3				
3- 3	0- 0	0- 0	HOME	0- 2	3- 1	3- 1				
2- 3	0- 0	0- 0	AWAY	0- 0	2- 3	2- 2				
0- 0	0- 0	0- 0	NEUTRAL	0- 0	0- 0	0- 0				
9- 12	0- 0	0- 2	CONFERENCE	2- 3	7- 7	6- 6				
5- 4	0- 0	0- 1	HOME	1- 0	4- 3	4- 2				
2- 7	0- 0	0- 1	AWAY	0- 2	2- 4	1- 4				
2- 1	0- 0	0- 0	NEUTRAL	1- 1	1- 0	1- 0				

RPI S	Opponent	Score	RPI S	Opponent	Score	RPI S	Opponent	Score	RPI S	Opponent	Score	Team's RPI: 207
38	A Boise St.	67 91	38	H Boise St.	66 69	56	A New Mexico	62 70	119	A Fresno St.	59 58	
						56	H New Mexico	61 59	119	H Fresno St.	81 87	
						56	N New Mexico	70 61	149	A CSUN	74 77	
						60	H TCU	64 81	164	A Santa Clara	43 60	
						62	A Wyoming	45 87	170	A UC Irvine	78 70	
						62	N Wyoming	70 75	180	A Utah St.	56 54	
						80	H Arizona	60 69	180	H Utah St.	52 65	
									187	H Hawaii	58 57	
									203	A UNLV	57 71	
									203	H UNLV	49 62	
									213	H California Baptist	83 67	
									245	A Nevada	69 74	
									245	H Nevada	64 61	
									264	A Cal St. Fullerton	83 72	
									275	A San Diego	71 72	
									281	H Colorado St.	54 45	
									289	H UC Santa Barbara	58 63	
									297	A Air Force	66 75	
									297	H Air Force	70 61	
									297	N Air Force	63 55	
									298	A San Jose St.	76 84	
									298	H San Jose St.	69 68	
									308	H Incarnate Word	81 38	
LAST 12 Division I GAMES:												
297	N Air Force	63 55	180	H Utah St.	52 65							
56	N New Mexico	70 61	203	H UNLV	49 62							
62	N Wyoming	70 75	245	A Nevada	69 74							
245	H Nevada	64 61	38	A Boise St.	67 91							
119	A Fresno St.	59 58	281	H Colorado St.	54 45							
298	A San Jose St.	76 84	180	A Utah St.	56 54							

Non-Div I Games:

San Diego St.

■ Loss,
 ■ Non-Conf,
 ■ S Site,
 ■ Home
 ■ Away
 N Neutral

San Francisco

Through Games Of March 15, 2019

Average RPI Win:	262	WON-LOST	WINNING	LAST 10	STRENGTH OF	OPP. STRENGTH	TEAM	ADJ.	CONF.	ADJ CONF.
Average RPI Loss:	102	RECORD	PCT. RANK	GAMES	SCHEDULE	OF SCHEDULE	RPI	RPI	RPI	RPI
DIV. I ONLY	7- 24	307	1- 1	111	92	253	253	7	7	
DIV. I NON-CONF.	4- 7	228	0- 0	201	175	233	233	7	7	
TOTALS	RPI 1-25	RPI 26-50	W-L RECORDS	RPI 51-100	RPI 101-999	RPI 150+				
7- 24	0- 5	0- 2	OVERALL	0- 5	7- 12	7- 6				
2- 11	0- 2	0- 1	HOME	0- 3	2- 5	2- 2				
2- 11	0- 3	0- 1	AWAY	0- 2	2- 5	2- 3				
3- 2	0- 0	0- 0	NEUTRAL	0- 0	3- 2	3- 1				
4- 7	0- 1	0- 0	NON-CONFERENCE	0- 3	4- 3	4- 2				
1- 3	0- 0	0- 0	HOME	0- 2	1- 1	1- 0				
1- 3	0- 1	0- 0	AWAY	0- 1	1- 1	1- 1				
2- 1	0- 0	0- 0	NEUTRAL	0- 0	2- 1	2- 1				
3- 17	0- 4	0- 2	CONFERENCE	0- 2	3- 9	3- 4				
1- 8	0- 2	0- 1	HOME	0- 1	1- 4	1- 2				
1- 8	0- 2	0- 1	AWAY	0- 1	1- 4	1- 2				
1- 1	0- 0	0- 0	NEUTRAL	0- 0	1- 1	1- 0				

RPI 1-25				RPI 26-50				RPI 51-100				RPI 101+ Team's RPI: 253			
RPI	S	Opponent	Score	RPI	S	Opponent	Score	RPI	S	Opponent	Score	RPI	S	Opponent	Score
4	A	Stanford	62 96	49	A	Saint Mary's (CA)	63 88	74	H	UC Davis	68 70	101	A	Pacific	48 74
13	A	Gonzaga	51 78	49	H	Saint Mary's (CA)	65 80	76	H	UT Arlington	73 80	101	H	Pacific	75 85
13	H	Gonzaga	44 64					86	A	Idaho	63 70	104	A	Loyola Marymount	58 66
25	A	BYU	59 82					100	A	Pepperdine	50 69	104	H	Loyola Marymount	66 73
25	H	BYU	59 67					100	H	Pepperdine	66 72	104	N	Loyola Marymount	45 66
												128	H	Northern Colo.	63 68
												157	A	Washington St.	61 91
												164	A	Santa Clara	57 49
												164	H	Santa Clara	66 71
												190	A	Portland	73 78
												190	H	Portland	66 69
												190	N	Portland	76 69
												223	N	North Dakota	97 100
												266	A	Sacramento St.	86 75
												275	A	San Diego	59 66
												275	H	San Diego	68 57
												298	H	San Jose St.	85 63
												317	N	Cal Poly	65 62
												322	N	North Dakota St.	75 42
LAST 12 Division I GAMES:															
190	N	Portland	76 69	49	A	Saint Mary's (CA)	63 88	101	A	Pacific	48 74				
104	N	Loyola Marymount	45 66	104	H	Loyola Marymount	66 73	100	H	Pepperdine	66 72				
275	A	San Diego	59 66	164	A	Santa Clara	57 49	190	A	Portland	73 78				
25	A	BYU	59 82												
13	H	Gonzaga	44 64												
190	H	Portland	66 69												

Non-Div I Games:

San Francisco

■ Loss,
 ■ Non-Conf,
 ■ S Site,
 ■ Home
 ■ A Away
 N Neutral

San Jose St.

Through Games Of March 15, 2019

Average RPI Win:	227	WON-LOST	WINNING	LAST 10	STRENGTH OF	OPP. STRENGTH	TEAM	ADJ.	CONF.	ADJ CONF.
Average RPI Loss:	152	RECORD	PCT. RANK	GAMES	SCHEDULE	OF SCHEDULE	RPI	RPI	RPI	RPI
DIV. I ONLY	6- 23	318	0- 1	168	149	298	298	15	15	
DIV. I NON-CONF.	1- 9	326	0- 0	243	184	336	336	12	12	
TOTALS	RPI 1-25	RPI 26-50	W-L RECORDS	RPI 51-100	RPI 101-999	RPI 150+				
6- 23	0- 0	0- 2	OVERALL	0- 5	6- 16	5- 12				
5- 8	0- 0	0- 1	HOME	0- 2	5- 5	4- 4				
1- 14	0- 0	0- 1	AWAY	0- 3	1- 10	1- 7				
0- 1	0- 0	0- 0	NEUTRAL	0- 0	0- 1	0- 1				
1- 9	0- 0	0- 0	NON-CONFERENCE	0- 1	1- 8	1- 5				
1- 3	0- 0	0- 0	HOME	0- 0	1- 3	1- 2				
0- 6	0- 0	0- 0	AWAY	0- 1	0- 5	0- 3				
0- 0	0- 0	0- 0	NEUTRAL	0- 0	0- 0	0- 0				
5- 14	0- 0	0- 2	CONFERENCE	0- 4	5- 8	4- 7				
4- 5	0- 0	0- 1	HOME	0- 2	4- 2	3- 2				
1- 8	0- 0	0- 1	AWAY	0- 2	1- 5	1- 4				
0- 1	0- 0	0- 0	NEUTRAL	0- 0	0- 1	0- 1				

RPI 1-25			RPI 26-50			RPI 51-100			RPI 101+			Team's RPI: 298			
RPI	S	Opponent	Score	RPI	S	Opponent	Score	RPI	S	Opponent	Score				
				38	A	Boise St.	68 99	56	A	New Mexico	72 110	101	H	Pacific	67 91
				38	H	Boise St.	69 83	56	H	New Mexico	60 79	107	A	Portland St.	51 80
								62	A	Wyoming	56 85	119	A	Fresno St.	48 77
								62	H	Wyoming	56 70	119	H	Fresno St.	65 57
								94	A	Nebraska	63 96	149	A	CSUN	40 76
												164	H	Santa Clara	56 62
												170	H	UC Irvine	66 74
												178	A	Colorado	64 76
												180	A	Utah St.	49 82
												180	H	Utah St.	68 59
												203	A	UNLV	70 74
												203	H	UNLV	43 53
												207	A	San Diego St.	68 69
												207	H	San Diego St.	84 76
												245	H	Nevada	49 52
												245	N	Nevada	68 78
												253	A	San Francisco	63 85
												275	A	San Diego	79 83
												276	H	CSU Bakersfield	82 72
												281	A	Colorado St.	78 70
												297	A	Air Force	77 88
												297	H	Air Force	73 60
LAST 12 Division I GAMES:															
				245	N	Nevada	68 78	281	A	Colorado St.	78 70				
				119	H	Fresno St.	65 57	203	A	UNLV	70 74				
				62	A	Wyoming	56 85	56	H	New Mexico	60 79				
				207	H	San Diego St.	84 76	38	H	Boise St.	69 83				
				56	A	New Mexico	72 110	207	A	San Diego St.	68 69				
				297	H	Air Force	73 60	180	H	Utah St.	68 59				

Non-Div I Games: San Fran. St. 66 73

San Jose St.

Loss, Non-Conf, S Site, H Home A Away N Neutral

Santa Clara

Through Games Of March 15, 2019

Average RPI Win:	216	WON-LOST	WINNING	LAST 10	STRENGTH OF	OPP. STRENGTH	TEAM	ADJ.	CONF.	ADJ CONF.
Average RPI Loss:	91	RECORD	PCT. RANK	GAMES	SCHEDULE	OF SCHEDULE	RPI	RPI	RPI	RPI
DIV. I ONLY	13- 17	212	1- 1	115	97	164	164	7	7	
DIV. I NON-CONF.	6- 4	125	0- 0	193	203	132	132	7	7	
TOTALS	RPI 1-25	RPI 26-50	W-L RECORDS	RPI 51-100	RPI 101-999	RPI 150+				
13- 17	0- 5	0- 2	OVERALL	1- 3	12- 7	10- 2				
5- 9	0- 2	0- 1	HOME	1- 1	4- 5	4- 2				
7- 7	0- 3	0- 1	AWAY	0- 2	7- 1	5- 0				
1- 1	0- 0	0- 0	NEUTRAL	0- 0	1- 1	1- 0				
6- 4	0- 1	0- 0	NON-CONFERENCE	1- 1	5- 2	5- 0				
4- 1	0- 0	0- 0	HOME	1- 0	3- 1	3- 0				
2- 3	0- 1	0- 0	AWAY	0- 1	2- 1	2- 0				
0- 0	0- 0	0- 0	NEUTRAL	0- 0	0- 0	0- 0				
7- 13	0- 4	0- 2	CONFERENCE	0- 2	7- 5	5- 2				
1- 8	0- 2	0- 1	HOME	0- 1	1- 4	1- 2				
5- 4	0- 2	0- 1	AWAY	0- 1	5- 0	3- 0				
1- 1	0- 0	0- 0	NEUTRAL	0- 0	1- 1	1- 0				

RPI 1-25				RPI 26-50				RPI 51-100				RPI 101+ Team's RPI: 164			
RPI	S	Opponent	Score	RPI	S	Opponent	Score	RPI	S	Opponent	Score	RPI	S	Opponent	Score
13	A	Gonzaga	61 78	49	A	Saint Mary's (CA)	68 81	53	A	Southern California	46 77	101	A	Pacific	88 83
13	H	Gonzaga	61 74	49	H	Saint Mary's (CA)	59 83	70	H	Missouri St.	77 73	101	H	Pacific	70 74
24	A	Oregon St.	31 82					100	A	Pepperdine	48 74	101	N	Pacific	60 76
25	A	BYU	64 69					100	H	Pepperdine	74 76	104	A	Loyola Marymount	83 75
25	H	BYU	44 54									104	H	Loyola Marymount	60 69
												119	A	Fresno St.	53 80
												149	H	CSUN	38 53
												190	A	Portland	72 66
												190	H	Portland	106 68
												207	H	San Diego St.	60 43
												245	H	Nevada	56 48
												253	A	San Francisco	71 66
												253	H	San Francisco	49 57
												264	A	Cal St. Fullerton	64 60
												275	A	San Diego	77 68
												275	H	San Diego	49 57
												275	N	San Diego	63 59
												298	A	San Jose St.	62 56
												342	H	Grand Canyon	75 55
LAST 12 Division I GAMES:															
275	N	San Diego	63 59	101	A	Pacific	88 83								
101	N	Pacific	60 76	49	A	Saint Mary's (CA)	68 81								
25	A	BYU	64 69	100	H	Pepperdine	74 76								
275	A	San Diego	77 68	104	H	Loyola Marymount	60 69								
190	H	Portland	106 68	253	H	San Francisco	49 57								
13	H	Gonzaga	61 74	13	A	Gonzaga	61 78								

Non-Div I Games: Sonoma St. 98 38

Santa Clara

Loss, Non-Conf, S Site, H Home A Away N Neutral

Average RPI Win:	316	WON-LOST	WINNING	LAST 10	STRENGTH OF	OPP. STRENGTH	TEAM	ADJ.	CONF.	ADJ CONF.
Average RPI Loss:	245	RECORD	PCT. RANK	GAMES	SCHEDULE	OF SCHEDULE	RPI	RPI	RPI	RPI
DIV. I ONLY	5- 19	316	0- 1	348	343	345	345	32	32	
DIV. I NON-CONF.	0- 7	336	0- 0	235	133	342	342	32	32	
TOTALS	RPI 1-25	RPI 26-50	W-L RECORDS	RPI 51-100	RPI 101-999	RPI 150+				
5- 19	0- 1	0- 1	OVERALL	0- 0	5- 17	5- 17				
2- 9	0- 0	0- 0	HOME	0- 0	2- 9	2- 9				
3- 9	0- 1	0- 1	AWAY	0- 0	3- 7	3- 7				
0- 1	0- 0	0- 0	NEUTRAL	0- 0	0- 1	0- 1				
0- 7	0- 1	0- 1	NON-CONFERENCE	0- 0	0- 5	0- 5				
0- 3	0- 0	0- 0	HOME	0- 0	0- 3	0- 3				
0- 4	0- 1	0- 1	AWAY	0- 0	0- 2	0- 2				
0- 0	0- 0	0- 0	NEUTRAL	0- 0	0- 0	0- 0				
5- 12	0- 0	0- 0	CONFERENCE	0- 0	5- 12	5- 12				
2- 6	0- 0	0- 0	HOME	0- 0	2- 6	2- 6				
3- 5	0- 0	0- 0	AWAY	0- 0	3- 5	3- 5				
0- 1	0- 0	0- 0	NEUTRAL	0- 0	0- 1	0- 1				

RPI 1-25				RPI 26-50				RPI 51-100				RPI 101+ Team's RPI: 345			
RPI	S	Opponent	Score	RPI	S	Opponent	Score	RPI	S	Opponent	Score	RPI	S	Opponent	Score
20	A	DePaul	61 124	26	A	South Dakota St.	49 97					202	A	N.C. A&T	69 73
												205	A	UMES	46 78
												208	H	Bethune-Cookman	47 68
												226	H	Texas Southern	41 65
												229	H	Howard	70 106
												233	H	Jacksonville	58 68
												237	A	Ole Miss	51 74
												250	H	Norfolk St.	42 78
												259	A	Wichita St.	50 66
												287	H	Ga. Southern	71 82
												299	A	South Carolina St.	65 64
												299	H	South Carolina St.	60 71
												299	N	South Carolina St.	53 62
												311	A	Morgan St.	47 63
												311	H	Morgan St.	53 35
												313	A	Coppin St.	76 70
												313	H	Coppin St.	68 57
												335	A	N.C. Central	65 77
												335	H	N.C. Central	67 71
												340	A	Delaware St.	58 66
												346	A	Florida A&M	54 50
												346	H	Florida A&M	55 60
LAST 12 Division I GAMES:															
				299	N	South Carolina St.	53 62					346	H	Florida A&M	55 60
				299	A	South Carolina St.	65 64					311	H	Morgan St.	53 35
				229	H	Howard	70 106					313	H	Coppin St.	68 57
				202	A	N.C. A&T	69 73					205	A	UMES	46 78
				335	A	N.C. Central	65 77					340	A	Delaware St.	58 66
				208	H	Bethune-Cookman	47 68					335	H	N.C. Central	67 71

Non-Div I Games: Carver 101 49 Wesleyan (GA) 155 26

Savannah St.

■ Loss,
 ■ Non-Conf,
 ■ S Site,
 ■ Home
 ■ A Away
 N Neutral

Average RPI Win:	322	WON-LOST	WINNING	LAST 10	STRENGTH OF	OPP. STRENGTH	TEAM	ADJ.	CONF.	ADJ CONF.
Average RPI Loss:	201	RECORD	PCT. RANK	GAMES	SCHEDULE	OF SCHEDULE	RPI	RPI	RPI	RPI
DIV. I ONLY	3- 27	346	0- 1	256	314	337	337	30	30	
DIV. I NON-CONF.	0- 13	336	0- 0	144	235	332	332	30	30	
TOTALS	RPI 1-25	RPI 26-50	W-L RECORDS	RPI 51-100	RPI 101-999	RPI 150+				
3- 27	0- 0	0- 0	OVERALL	0- 4	3- 23	3- 18				
1- 12	0- 0	0- 0	HOME	0- 1	1- 11	1- 9				
2- 13	0- 0	0- 0	AWAY	0- 2	2- 11	2- 8				
0- 2	0- 0	0- 0	NEUTRAL	0- 1	0- 1	0- 1				
0- 13	0- 0	0- 0	NON-CONFERENCE	0- 4	0- 9	0- 6				
0- 5	0- 0	0- 0	HOME	0- 1	0- 4	0- 3				
0- 7	0- 0	0- 0	AWAY	0- 2	0- 5	0- 3				
0- 1	0- 0	0- 0	NEUTRAL	0- 1	0- 0	0- 0				
3- 14	0- 0	0- 0	CONFERENCE	0- 0	3- 14	3- 12				
1- 7	0- 0	0- 0	HOME	0- 0	1- 7	1- 6				
2- 6	0- 0	0- 0	AWAY	0- 0	2- 6	2- 5				
0- 1	0- 0	0- 0	NEUTRAL	0- 0	0- 1	0- 1				

RPI S	Opponent	Score	RPI S	Opponent	Score	RPI S	Opponent	Score	RPI S	Opponent	Score	Team's RPI: 337
						74	A UC Davis	59 76	101	A Pacific	61 75	
						80	N Arizona	54 84	107	A Portland St.	43 68	
						91	A Utah	62 89	130	A New Mexico St.	55 75	
						100	H Pepperdine	64 78	130	H New Mexico St.	72 83	
									135	H Washington	58 69	
									170	A UC Irvine	60 65	
									187	A Hawaii	51 67	
									213	A California Baptist	83 100	
									213	H California Baptist	64 86	
									214	A UTRGV	56 69	
									214	H UTRGV	70 74	
									214	N UTRGV	54 56	
									222	H Northern Ariz.	58 65	
									228	A UMKC	66 83	
									228	H UMKC	62 86	
									245	A Nevada	54 67	
									264	H Cal St. Fullerton	54 57	
									276	A CSU Bakersfield	68 58	
									276	H CSU Bakersfield	60 70	
									293	A Utah Valley	56 63	
									293	H Utah Valley	55 58	
									317	H Cal Poly	50 60	
									342	A Grand Canyon	70 55	
									342	H Grand Canyon	73 74	
									348	A Chicago St.	61 64	
									348	H Chicago St.	90 54	
LAST 12 Division I GAMES:												
			214	N UTRGV	54 56	130	H New Mexico St.	72 83				
			342	A Grand Canyon	70 55	214	H UTRGV	70 74				
			276	A CSU Bakersfield	68 58	293	A Utah Valley	56 63				
			213	H California Baptist	64 86	213	A California Baptist	83 100				
			348	A Chicago St.	61 64	228	H UMKC	62 86				
			228	A UMKC	66 83	348	H Chicago St.	90 54				

Non-Div I Games:

Seattle U

■ Loss,
 ■ Non-Conf,
 ■ S Site,
 ■ Home
 ■ A Away
 N Neutral

Average RPI Win:	187	WON-LOST	WINNING	LAST 10	STRENGTH OF	OPP. STRENGTH	TEAM	ADJ.	CONF.	ADJ CONF.
Average RPI Loss:	78	RECORD	PCT. RANK	GAMES	SCHEDULE	OF SCHEDULE	RPI	RPI	RPI	RPI
DIV. I ONLY	15- 15	168	0- 1	102	76	141	141	6	6	
DIV. I NON-CONF.	8- 3	72	0- 0	259	240	127	127	4	4	
TOTALS	RPI 1-25	RPI 26-50	W-L RECORDS	RPI 51-100	RPI 101-999	RPI 150+				
15- 15	1- 4	0- 1	OVERALL	4- 6	10- 4	7- 2				
11- 4	0- 2	0- 0	HOME	3- 1	8- 1	6- 1				
3- 9	1- 2	0- 1	AWAY	1- 4	1- 2	0- 1				
1- 2	0- 0	0- 0	NEUTRAL	0- 1	1- 1	1- 0				
8- 3	0- 1	0- 1	NON-CONFERENCE	1- 1	7- 0	7- 0				
6- 0	0- 0	0- 0	HOME	0- 0	6- 0	6- 0				
1- 2	0- 1	0- 1	AWAY	1- 0	0- 0	0- 0				
1- 1	0- 0	0- 0	NEUTRAL	0- 1	1- 0	1- 0				
7- 12	1- 3	0- 0	CONFERENCE	3- 5	3- 4	0- 2				
5- 4	0- 2	0- 0	HOME	3- 1	2- 1	0- 1				
2- 7	1- 1	0- 0	AWAY	0- 4	1- 2	0- 1				
0- 1	0- 0	0- 0	NEUTRAL	0- 0	0- 1	0- 0				

RPI 1-25				RPI 26-50				RPI 51-100				RPI 101+ Team's RPI: 141			
RPI	S	Opponent	Score	RPI	S	Opponent	Score	RPI	S	Opponent	Score	RPI	S	Opponent	Score
6	A	UConn	61 99	35	A	UCLA	62 78	52	A	Princeton	70 66	116	A	St. John's (NY)	76 72
12	A	Marquette	60 96					57	A	Villanova	68 73	116	H	St. John's (NY)	77 67
12	H	Marquette	63 109					57	H	Villanova	66 70	116	N	St. John's (NY)	51 76
20	A	DePaul	84 73					67	N	Georgia Tech	73 84	119	A	Providence	75 82
20	H	DePaul	85 94					71	A	Georgetown	43 51	119	H	Providence	79 73
								71	H	Georgetown	76 63	217	A	Xavier	62 63
								75	A	Butler	59 62	217	H	Xavier	76 80
								75	H	Butler	83 62	248	H	St. Francis Brooklyn	100 77
								92	A	Creighton	71 80	292	H	Kennesaw St.	102 80
								92	H	Creighton	82 75	302	H	UTSA	84 53
												309	N	UNC Greensboro	71 64
												318	H	Wagner	95 40
												327	H	UMass Lowell	90 57
												347	H	Saint Peter's	90 47
LAST 12 Division I GAMES:															
		116	N	St. John's (NY)	51	76		92	A	Creighton	71	80			
		116	A	St. John's (NY)	76	72		119	A	Providence	75	82			
		57	A	Villanova	68	73		75	H	Butler	83	62			
		71	A	Georgetown	43	51		217	H	Xavier	76	80			
		12	H	Marquette	63	109		71	H	Georgetown	76	63			
		20	H	DePaul	85	94		57	H	Villanova	66	70			

Non-Div I Games:

Seton Hall

■ Loss,
■ Non-Conf,
■ S Site,
■ H Home
■ A Away
N Neutral

Average RPI Win: 282	WON-LOST	WINNING	LAST 10	STRENGTH OF	OPP. STRENGTH	TEAM	ADJ.	CONF.	ADJ CONF.
Average RPI Loss: 179	RECORD	PCT. RANK	GAMES	SCHEDULE	OF SCHEDULE	RPI	RPI	RPI	RPI
DIV. I ONLY	12- 18	227	0- 1	283	287	278	278	26	26
DIV. I NON-CONF.	4- 7	228	0- 0	204	294	267	267	27	27
TOTALS	RPI 1-25	RPI 26-50	W-L RECORDS	RPI 51-100	RPI 101-999	RPI 150+			
12- 18	0- 0	0- 2	OVERALL	0- 3	12- 13	12- 11			
6- 9	0- 0	0- 1	HOME	0- 2	6- 6	6- 5			
5- 7	0- 0	0- 1	AWAY	0- 0	5- 6	5- 5			
1- 2	0- 0	0- 0	NEUTRAL	0- 1	1- 1	1- 1			
4- 7	0- 0	0- 0	NON-CONFERENCE	0- 3	4- 4	4- 4			
2- 4	0- 0	0- 0	HOME	0- 2	2- 2	2- 2			
1- 2	0- 0	0- 0	AWAY	0- 0	1- 2	1- 2			
1- 1	0- 0	0- 0	NEUTRAL	0- 1	1- 0	1- 0			
8- 11	0- 0	0- 2	CONFERENCE	0- 0	8- 9	8- 7			
4- 5	0- 0	0- 1	HOME	0- 0	4- 4	4- 3			
4- 5	0- 0	0- 1	AWAY	0- 0	4- 4	4- 3			
0- 1	0- 0	0- 0	NEUTRAL	0- 0	0- 1	0- 1			

RPI S	Opponent	Score	RPI S	Opponent	Score	RPI S	Opponent	Score	RPI S	Opponent	Score	Team's RPI: 278
39	A Quinnipiac	31 68	39	H Quinnipiac	38 67	55	N Drexel	39 51	117	A Marist	59 88	
						59	H Penn	51 58	117	H Marist	58 73	
						88	H Harvard	54 73	171	A Rider	54 77	
									171	H Rider	52 55	
									192	A Sacred Heart	50 72	
									204	H Massachusetts	64 59	
									216	A Monmouth	77 68	
									216	H Monmouth	54 56	
									229	A Howard	86 81	
									230	H Hofstra	50 57	
									249	H Colgate	55 53	
									262	A St. Bonaventure	58 74	
									265	A Manhattan	48 52	
									265	H Manhattan	62 56	
									274	H Niagara	67 61	
									285	A Fairfield	55 59	
									285	H Fairfield	40 66	
									286	A Canisius	78 66	
									307	H Fla. Atlantic	66 70	
									318	N Wagner	74 71	
									324	A Iona	66 45	
									324	H Iona	59 47	
									324	N Iona	64 75	
									347	A Saint Peter's	84 57	
									347	H Saint Peter's	50 46	
LAST 12 Division I GAMES:												
324	N Iona	64 75	285	H Fairfield	40 66							
318	N Wagner	74 71	216	H Monmouth	54 56							
39	H Quinnipiac	38 67	324	A Iona	66 45							
171	A Rider	54 77	265	A Manhattan	48 52							
286	A Canisius	78 66	117	H Marist	58 73							
274	H Niagara	67 61	285	A Fairfield	55 59							

Non-Div I Games:

Siena

■ Loss,
 ■ Non-Conf,
 ■ S Site,
 ■ Home
 ■ Away
 N Neutral

Season Totals				Through Games Of March 15, 1915						
Average RPI Win:	206	WON-LOST	WINNING	LAST 10	STRENGTH OF	OPP. STRENGTH	TEAM	ADJ.	CONF.	ADJ CONF.
Average RPI Loss:	122	RECORD	PCT. RANK	GAMES	SCHEDULE	OF SCHEDULE	RPI	RPI	RPI	RPI
DIV. I ONLY	22- 9	57	1- 0	179	166	95	95	12	12	
DIV. I NON-CONF.	9- 0	1	0- 0	290	274	49	49	14	14	

TOTALS	RPI 1-25		RPI 26-50	W-L RECORDS		RPI 51-100	RPI 101-999		RPI 150+	
22- 9	0- 0		0- 0	OVERALL		3- 4	19- 5		16- 3	
10- 3	0- 0		0- 0	HOME		1- 1	9- 2		8- 1	
8- 6	0- 0		0- 0	AWAY		0- 3	8- 3		7- 2	
4- 0	0- 0		0- 0	NEUTRAL		2- 0	2- 0		1- 0	
9- 0	0- 0		0- 0	NON-CONFERENCE		0- 0	9- 0		8- 0	
3- 0	0- 0		0- 0	HOME		0- 0	3- 0		3- 0	
5- 0	0- 0		0- 0	AWAY		0- 0	5- 0		5- 0	
1- 0	0- 0		0- 0	NEUTRAL		0- 0	1- 0		0- 0	
13- 9	0- 0		0- 0	CONFERENCE		3- 4	10- 5		8- 3	
7- 3	0- 0		0- 0	HOME		1- 1	6- 2		5- 1	
3- 6	0- 0		0- 0	AWAY		0- 3	3- 3		2- 2	
3- 0	0- 0		0- 0	NEUTRAL		2- 0	1- 0		1- 0	

[illegible]

Non-Div I Games: Faulkner

97 40

Spring Hill

75 57

South Alabama

Loss, Non-Conf, S Site, H Home A Away N Neutral

Average RPI Win:	129	WON-LOST	WINNING	LAST 10	STRENGTH OF	OPP. STRENGTH	TEAM	ADJ.	CONF.	ADJ CONF.
Average RPI Loss:	19	RECORD	PCT. RANK	GAMES	SCHEDULE	OF SCHEDULE	RPI	RPI	RPI	RPI
DIV. I ONLY	21- 9	62	0- 1	10	29	18	18	5	5	
DIV. I NON-CONF.	8- 5	119	0- 0	14	18	37	37	5	5	
TOTALS	RPI 1-25	RPI 26-50	W-L RECORDS	RPI 51-100	RPI 101-999	RPI 150+				
21- 9	2- 8	3- 0	OVERALL	4- 1	12- 0	9- 0				
11- 4	0- 4	2- 0	HOME	0- 0	9- 0	6- 0				
9- 2	2- 2	1- 0	AWAY	4- 0	2- 0	2- 0				
1- 3	0- 2	0- 0	NEUTRAL	0- 1	1- 0	1- 0				
8- 5	0- 5	1- 0	NON-CONFERENCE	1- 0	6- 0	4- 0				
5- 2	0- 2	1- 0	HOME	0- 0	4- 0	2- 0				
2- 1	0- 1	0- 0	AWAY	1- 0	1- 0	1- 0				
1- 2	0- 2	0- 0	NEUTRAL	0- 0	1- 0	1- 0				
13- 4	2- 3	2- 0	CONFERENCE	3- 1	6- 0	5- 0				
6- 2	0- 2	1- 0	HOME	0- 0	5- 0	4- 0				
7- 1	2- 1	1- 0	AWAY	3- 0	1- 0	1- 0				
0- 1	0- 0	0- 0	NEUTRAL	0- 1	0- 0	0- 0				

RPI	S	Opponent	Score	RPI	S	Opponent	Score	RPI	S	Opponent	Score	RPI	S	Opponent	Score
2	H	Baylor	69 94	30	H	Missouri	79 65	61	A	Tennessee	82 67	111	H	Georgia	65 57
6	A	UConn	79 97	48	A	Auburn	73 66	66	A	Arkansas	87 79	118	H	Dayton	65 55
8	A	Mississippi St.	74 89	50	H	Clemson	69 57	66	N	Arkansas	89 95	127	H	Appalachian St.	80 50
8	H	Mississippi St.	64 68					87	A	LSU	76 53	156	H	Alabama	62 59
14	H	Maryland	61 85					89	A	Purdue	82 73	166	H	Temple	88 60
16	A	Texas A&M	60 57									191	H	Furman	66 53
17	N	Drake	85 90									210	H	Vanderbilt	80 69
22	A	Kentucky	74 70									212	A	Florida	96 77
22	H	Kentucky	57 65									212	H	Florida	71 40
24	N	Oregon St.	68 70									237	H	Ole Miss	76 42
												241	N	ETSU	101 55
												269	A	Alabama St.	94 38
LAST 12 Division I GAMES:															
66	N	Arkansas	89 95	22	H	Kentucky	57 65								
17	N	Drake	85 90	212	A	Florida	96 77								
24	N	Oregon St.	68 70	111	H	Georgia	65 57								
8	H	Mississippi St.	64 68	6	A	UConn	79 97								
48	A	Auburn	73 66	237	H	Ole Miss	76 42								
61	A	Tennessee	82 67	66	A	Arkansas	87 79								

Non-Div I Games:

South Carolina

■ Loss,
 ■ Non-Conf, S Site,
 ■ Home
 ■ Away
 N Neutral

Average RPI Win:	304	WON-LOST	WINNING	LAST 10	STRENGTH OF	OPP. STRENGTH	TEAM	ADJ.	CONF.	ADJ CONF.
Average RPI Loss:	220	RECORD	PCT. RANK	GAMES	SCHEDULE	OF SCHEDULE	RPI	RPI	RPI	RPI
DIV. I ONLY	14- 16	193	1- 0	351	345	299	299	32	32	
DIV. I NON-CONF.	5- 7	206	0- 0	329	271	289	289	32	32	
TOTALS	RPI 1-25	RPI 26-50	W-L RECORDS	RPI 51-100	RPI 101-999	RPI 150+				
14- 16	0- 0	0- 0	OVERALL	0- 2	14- 14	14- 13				
6- 6	0- 0	0- 0	HOME	0- 0	6- 6	6- 6				
7- 7	0- 0	0- 0	AWAY	0- 2	7- 5	7- 5				
1- 3	0- 0	0- 0	NEUTRAL	0- 0	1- 3	1- 2				
5- 7	0- 0	0- 0	NON-CONFERENCE	0- 2	5- 5	5- 4				
3- 1	0- 0	0- 0	HOME	0- 0	3- 1	3- 1				
2- 4	0- 0	0- 0	AWAY	0- 2	2- 2	2- 2				
0- 2	0- 0	0- 0	NEUTRAL	0- 0	0- 2	0- 1				
9- 9	0- 0	0- 0	CONFERENCE	0- 0	9- 9	9- 9				
3- 5	0- 0	0- 0	HOME	0- 0	3- 5	3- 5				
5- 3	0- 0	0- 0	AWAY	0- 0	5- 3	5- 3				
1- 1	0- 0	0- 0	NEUTRAL	0- 0	1- 1	1- 1				

RPI S	Opponent	Score	RPI S	Opponent	Score	RPI S	Opponent	Score	RPI S	Opponent	Score	Team's RPI: 299
80	A Arizona	32 73				148	N Wake Forest	44 58				
82	A Radford	31 61				179	A Coastal Caro.	44 57				
						193	N East Carolina	63 71				
						202	A N.C. A&T	52 59				
						202	H N.C. A&T	44 58				
						203	H UNLV	58 49				
						205	A UMES	43 63				
						205	N UMES	34 57				
						208	A Bethune-Cookman	57 51				
						208	H Bethune-Cookman	64 69				
						229	H Howard	72 63				
						250	H Norfolk St.	50 57				
						280	H Charleston So.	67 58				
						296	A Col. of Charleston	51 75				
						306	H Winthrop	50 58				
						311	A Morgan St.	51 62				
						311	H Morgan St.	61 63				
						313	A Coppin St.	75 59				
						313	H Coppin St.	60 55				
						315	A Presbyterian	57 48				
						335	A N.C. Central	72 60				
						340	A Delaware St.	63 60				
						341	A Western Caro.	54 39				
						343	H USC Upstate	71 66				
						345	A Savannah St.	71 60				
						345	H Savannah St.	64 65				
LAST 12 Division I GAMES:												
345	N Savannah St.	62 53	202	A N.C. A&T	52 59							
205	N UMES	34 57	346	H Florida A&M	61 48							
203	H UNLV	58 49	208	H Bethune-Cookman	64 69							
345	H Savannah St.	64 65	313	H Coppin St.	60 55							
208	A Bethune-Cookman	57 51	311	H Morgan St.	61 63							
335	A N.C. Central	72 60	340	A Delaware St.	63 60							

Non-Div I Games: Voorhees 88 61 UNKNOWN 67 51

RPI	S	Opponent	Score
345	N	Savannah St.	62 53
346	H	Florida A&M	61 48

South Dakota

Through Games Of March 15, 2019

Average RPI Win:	203	WON-LOST	WINNING	LAST 10	STRENGTH OF	OPP. STRENGTH	TEAM	ADJ.	CONF.	ADJ CONF.
Average RPI Loss:	57	RECORD	PCT. RANK	GAMES	SCHEDULE	OF SCHEDULE	RPI	RPI	RPI	RPI
DIV. I ONLY	26- 5	15	1- 1	161	137	40	40	19	19	
DIV. I NON-CONF.	10- 2	37	0- 0	45	22	15	15	18	18	
TOTALS	RPI 1-25	RPI 26-50	W-L RECORDS	RPI 51-100	RPI 101-999	RPI 150+				
26- 5	1- 1	2- 3	OVERALL	3- 0	20- 1	19- 1				
11- 0	1- 0	1- 0	HOME	1- 0	8- 0	8- 0				
10- 3	0- 1	1- 1	AWAY	2- 0	7- 1	7- 1				
5- 2	0- 0	0- 2	NEUTRAL	0- 0	5- 0	4- 0				
10- 2	1- 1	1- 1	NON-CONFERENCE	3- 0	5- 0	4- 0				
3- 0	1- 0	0- 0	HOME	1- 0	1- 0	1- 0				
4- 1	0- 1	1- 0	AWAY	2- 0	1- 0	1- 0				
3- 1	0- 0	0- 1	NEUTRAL	0- 0	3- 0	2- 0				
16- 3	0- 0	1- 2	CONFERENCE	0- 0	15- 1	15- 1				
8- 0	0- 0	1- 0	HOME	0- 0	7- 0	7- 0				
6- 2	0- 0	0- 1	AWAY	0- 0	6- 1	6- 1				
2- 1	0- 0	0- 1	NEUTRAL	0- 0	2- 0	2- 0				

RPI 1-25				RPI 26-50				Team's RPI: 40				RPI 51-100				RPI 101+			
RPI	S	Opponent	Score	RPI	S	Opponent	Score	RPI	S	Opponent	Score	RPI	S	Opponent	Score	RPI	S	Opponent	Score
11	H	Iowa St.	64 59	26	A	South Dakota St.	78 82	68	H	Green Bay	55 49	104	N	Loyola Marymount	67 40				
17	A	Drake	64 76	26	H	South Dakota St.	105 98	70	A	Missouri St.	85 74	159	A	Oral Roberts	76 72				
				26	N	South Dakota St.	71 83	92	A	Creighton	77 65	159	H	Oral Roberts	75 64				
				30	A	Missouri	74 61					167	A	Denver	99 104				
				47	N	Indiana	60 68					167	H	Denver	73 58				
												186	A	Montana	64 41				
												206	N	Grambling	67 53				
												223	A	North Dakota	80 50				
												223	H	North Dakota	87 54				
												223	N	North Dakota	84 61				
												242	A	Western Ill.	83 61				
												242	H	Western Ill.	92 49				
												259	N	Wichita St.	73 64				
												308	H	Incarnate Word	96 43				
												322	A	North Dakota St.	67 41				
												322	H	North Dakota St.	76 57				
												322	N	North Dakota St.	74 51				
												326	A	Omaha	80 49				
												326	H	Omaha	78 33				
												334	A	Purdue Fort Wayne	71 49				
												334	H	Purdue Fort Wayne	69 51				
LAST 12 Division I GAMES:																			
				223	N	North Dakota	84 61					167	H	Denver	73 58				
				26	N	South Dakota St.	71 83					242	A	Western Ill.	83 61				
				322	N	North Dakota St.	74 51					159	H	Oral Roberts	75 64				
				223	H	North Dakota	87 54					326	H	Omaha	78 33				
				322	H	North Dakota St.	76 57					334	A	Purdue Fort Wayne	71 49				
				26	A	South Dakota St.	78 82					242	H	Western Ill.	92 49				

Non-Div I Games: St. Mary (NE) 112 52 Bellevue 79 40

South Dakota

Loss, Non-Conf, S Site, H Home A Away N Neutral

Average RPI Win:	194	WON-LOST	WINNING	LAST 10	STRENGTH OF	OPP. STRENGTH	TEAM	ADJ.	CONF.	ADJ CONF.
Average RPI Loss:	26	RECORD	PCT. RANK	GAMES	SCHEDULE	OF SCHEDULE	RPI	RPI	RPI	RPI
DIV. I ONLY	26- 6	20	3- 0	63	143	26	26	19	19	
DIV. I NON-CONF.	8- 5	119	0- 0	6	15	18	18	18	18	
TOTALS	RPI 1-25	RPI 26-50	W-L RECORDS	RPI 51-100	RPI 101-999	RPI 150+				
26- 6	1- 3	3- 2	OVERALL	3- 1	19- 0	18- 0				
13- 1	1- 1	1- 0	HOME	3- 0	8- 0	8- 0				
10- 3	0- 1	1- 1	AWAY	0- 1	9- 0	8- 0				
3- 2	0- 1	1- 1	NEUTRAL	0- 0	2- 0	2- 0				
8- 5	1- 3	1- 1	NON-CONFERENCE	3- 1	3- 0	2- 0				
5- 1	1- 1	0- 0	HOME	3- 0	1- 0	1- 0				
3- 2	0- 1	1- 0	AWAY	0- 1	2- 0	1- 0				
0- 2	0- 1	0- 1	NEUTRAL	0- 0	0- 0	0- 0				
18- 1	0- 0	2- 1	CONFERENCE	0- 0	16- 0	16- 0				
8- 0	0- 0	1- 0	HOME	0- 0	7- 0	7- 0				
7- 1	0- 0	0- 1	AWAY	0- 0	7- 0	7- 0				
3- 0	0- 0	1- 0	NEUTRAL	0- 0	2- 0	2- 0				

RPI 1-25				RPI 26-50				Team's RPI: 26	RPI 51-100				RPI 101+			
RPI	S	Opponent	Score	RPI	S	Opponent	Score		RPI	S	Opponent	Score	RPI	S	Opponent	Score
2	N	Baylor	66 72	31	A	Central Mich.	80 71		62	A	Wyoming	70 77	147	A	Montana St.	88 67
5	H	Oregon	79 87	33	N	Buffalo	55 61		65	H	FGCU	80 62	159	A	Oral Roberts	74 65
12	A	Marquette	52 91	40	A	South Dakota	98 105		68	H	Green Bay	77 47	159	H	Oral Roberts	68 55
17	H	Drake	80 71	40	H	South Dakota	82 78		92	H	Creighton	74 48	159	N	Oral Roberts	86 55
				40	N	South Dakota	83 71						167	A	Denver	83 67
													167	H	Denver	76 59
													168	A	Chattanooga	71 54
													223	A	North Dakota	66 48
													223	H	North Dakota	81 58
													242	A	Western Ill.	93 84
													242	H	Western Ill.	100 62
													322	A	North Dakota St.	88 48
													322	H	North Dakota St.	86 33
													326	A	Omaha	82 38
													326	H	Omaha	81 47
													334	A	Purdue Fort Wayne	85 52
													334	H	Purdue Fort Wayne	92 68
													334	N	Purdue Fort Wayne	88 50
													345	H	Savannah St.	97 49
LAST 12 Division I GAMES:																
				334	N	Purdue Fort Wayne	88 50		322	A	North Dakota St.	88 48				
				159	N	Oral Roberts	86 55		326	A	Omaha	82 38				
				40	N	South Dakota	83 71		223	H	North Dakota	81 58				
				242	H	Western Ill.	100 62		159	A	Oral Roberts	74 65				
				40	H	South Dakota	82 78		167	A	Denver	83 67				
				334	H	Purdue Fort Wayne	92 68		326	H	Omaha	81 47				

Non-Div I Games:

South Dakota St.

■ Loss,
 ■ Non-Conf, S Site,
 ■ Home
 ■ Away
 N Neutral

Average RPI Win:	181	WON-LOST	WINNING	LAST 10	STRENGTH OF	OPP. STRENGTH	TEAM	ADJ.	CONF.	ADJ CONF.
Average RPI Loss:	74	RECORD	PCT. RANK	GAMES	SCHEDULE	OF SCHEDULE	RPI	RPI	RPI	RPI
DIV. I ONLY	18- 15	147	1- 0	79	71	114	114	9	9	
DIV. I NON-CONF.	9- 5	104	0- 0	212	19	141	141	9	9	
TOTALS	RPI 1-25	RPI 26-50	W-L RECORDS	RPI 51-100	RPI 101-999	RPI 150+				
18- 15	0- 6	1- 1	OVERALL	0- 5	17- 3	14- 2				
10- 5	0- 2	0- 0	HOME	0- 1	10- 2	10- 1				
5- 5	0- 2	0- 0	AWAY	0- 2	5- 1	3- 1				
3- 5	0- 2	1- 1	NEUTRAL	0- 2	2- 0	1- 0				
9- 5	0- 1	1- 1	NON-CONFERENCE	0- 3	8- 0	7- 0				
7- 0	0- 0	0- 0	HOME	0- 0	7- 0	7- 0				
1- 1	0- 0	0- 0	AWAY	0- 1	1- 0	0- 0				
1- 4	0- 1	1- 1	NEUTRAL	0- 2	0- 0	0- 0				
9- 10	0- 5	0- 0	CONFERENCE	0- 2	9- 3	7- 2				
3- 5	0- 2	0- 0	HOME	0- 1	3- 2	3- 1				
4- 4	0- 2	0- 0	AWAY	0- 1	4- 1	3- 1				
2- 1	0- 1	0- 0	NEUTRAL	0- 0	2- 0	1- 0				

RPI	S	Opponent	Score	RPI	S	Opponent	Score	RPI	S	Opponent	Score	RPI	S	Opponent	Score	Team's RPI: 114
6	A	UConn	46 63	35	N	UCLA	60 56	77	A	Cincinnati	43 57	102	A	Ohio St.	71 47	
6	H	UConn	47 57	37	N	North Carolina	69 71	77	H	Cincinnati	56 57	110	A	Houston	59 49	
6	N	UConn	45 81					87	A	LSU	49 78	110	H	Houston	52 54	
15	A	UCF	63 66					92	N	Creighton	76 83	110	N	Houston	72 55	
15	H	UCF	49 62					98	N	Virginia	67 74	154	H	Oklahoma	87 70	
22	N	Kentucky	63 85									155	H	Tulsa	59 48	
												166	A	Temple	63 53	
												169	A	Tulane	50 45	
												169	H	Tulane	73 46	
												169	N	Tulane	61 52	
												193	A	East Carolina	63 50	
												206	H	Grambling	67 50	
												208	H	Bethune-Cookman	88 39	
												219	H	George Washington	63 30	
												231	A	SMU	44 46	
												232	H	Memphis	40 47	
												236	H	Albany (NY)	74 37	
												259	H	Wichita St.	55 46	
												279	H	Vermont	102 55	
												319	H	New Hampshire	79 36	
LAST 12 Division I GAMES:																
169	N	Tulane	61 52	259	H	Wichita St.	55 46									
110	N	Houston	72 55	193	A	East Carolina	63 50									
6	N	UConn	45 81	155	H	Tulsa	59 48									
6	H	UConn	47 57	110	H	Houston	52 54									
77	A	Cincinnati	43 57	169	A	Tulane	50 45									
110	A	Houston	59 49	15	A	UCF	63 66									

Non-Div I Games:

South Fla.

■ Loss,
 ■ Non-Conf,
 ■ S Site,
 ■ Home
 ■ A Away
 N Neutral

Average RPI Win:	273	WON-LOST	WINNING	LAST 10	STRENGTH OF	OPP. STRENGTH	TEAM	ADJ.	CONF.	ADJ CONF.
Average RPI Loss:	164	RECORD	PCT. RANK	GAMES	SCHEDULE	OF SCHEDULE	RPI	RPI	RPI	RPI
DIV. I ONLY	11- 17	233	0- 1	233	276	245	245	22	22	
DIV. I NON-CONF.	3- 6	241	0- 0	253	281	241	241	23	23	
TOTALS	RPI 1-25	RPI 26-50	W-L RECORDS	RPI 51-100	RPI 101-999	RPI 150+				
11- 17	0- 1	0- 3	OVERALL	0- 0	11- 13	10- 10				
6- 5	0- 0	0- 1	HOME	0- 0	6- 4	5- 3				
5- 10	0- 1	0- 1	AWAY	0- 0	5- 8	5- 6				
0- 2	0- 0	0- 1	NEUTRAL	0- 0	0- 1	0- 1				
3- 6	0- 1	0- 0	NON-CONFERENCE	0- 0	3- 5	3- 5				
1- 1	0- 0	0- 0	HOME	0- 0	1- 1	1- 1				
2- 4	0- 1	0- 0	AWAY	0- 0	2- 3	2- 3				
0- 1	0- 0	0- 0	NEUTRAL	0- 0	0- 1	0- 1				
8- 11	0- 0	0- 3	CONFERENCE	0- 0	8- 8	7- 5				
5- 4	0- 0	0- 1	HOME	0- 0	5- 3	4- 2				
3- 6	0- 0	0- 1	AWAY	0- 0	3- 5	3- 3				
0- 1	0- 0	0- 1	NEUTRAL	0- 0	0- 0	0- 0				

RPI 1-25				RPI 26-50				RPI 51-100				RPI 101+ Team's RPI: 245			
RPI	S	Opponent	Score	RPI	S	Opponent	Score	RPI	S	Opponent	Score	RPI	S	Opponent	Score
8	A	Mississippi St.	53 88	45	A	Belmont	57 91					112	A	UT Martin	50 61
				45	H	Belmont	86 92					112	H	UT Martin	73 80
				45	N	Belmont	65 74					129	A	Morehead St.	54 82
												146	H	Tennessee Tech	62 53
												152	A	Bradley	79 85
												153	A	Southern Ill.	40 60
												200	N	North Ala.	67 80
												215	H	Jacksonville St.	39 56
												232	A	Memphis	57 69
												238	A	SIUE	62 52
												238	H	SIUE	63 58
												242	H	Western Ill.	81 71
												247	H	Indiana St.	51 62
												261	A	Austin Peay	54 56
												261	H	Austin Peay	64 54
												263	A	Murray St.	74 82
												263	H	Murray St.	59 64
												295	A	Eastern Ill.	80 54
												295	H	Eastern Ill.	72 57
												304	A	Tennessee St.	59 62
												304	H	Tennessee St.	81 57
												325	A	NJIT	68 58
												331	A	Evansville	54 50
												333	A	Eastern Ky.	52 42
LAST 12 Division I GAMES:															
				45	N	Belmont	65 74			112	A	UT Martin	50 61		
				45	H	Belmont	86 92			215	H	Jacksonville St.	39 56		
				304	H	Tennessee St.	81 57			146	H	Tennessee Tech	62 53		
				263	A	Murray St.	74 82			304	A	Tennessee St.	59 62		
				261	A	Austin Peay	54 56			45	A	Belmont	57 91		
				295	A	Eastern Ill.	80 54			295	H	Eastern Ill.	72 57		

Non-Div I Games: Ill.-Springfield 82 46 Harris-Stowe 80 65

Southeast Mo. St.

Loss, Non-Conf, S Site, H Home A Away N Neutral

Average RPI Win:	265	WON-LOST	WINNING	LAST 10	STRENGTH OF	OPP. STRENGTH	TEAM	ADJ.	CONF.	ADJ CONF.
Average RPI Loss:	216	RECORD	PCT. RANK	GAMES	SCHEDULE	OF SCHEDULE	RPI	RPI	RPI	RPI
DIV. I ONLY	8- 19	276	0- 1	336	302	323	323	25	25	
DIV. I NON-CONF.	4- 5	190	0- 0	302	322	224	224	22	22	
TOTALS	RPI 1-25	RPI 26-50	W-L RECORDS	RPI 51-100	RPI 101-999	RPI 150+				
8- 19	0- 0	0- 0	OVERALL	0- 3	8- 16	7- 15				
5- 6	0- 0	0- 0	HOME	0- 1	5- 5	4- 5				
3- 13	0- 0	0- 0	AWAY	0- 2	3- 11	3- 10				
0- 0	0- 0	0- 0	NEUTRAL	0- 0	0- 0	0- 0				
4- 5	0- 0	0- 0	NON-CONFERENCE	0- 1	4- 4	4- 4				
1- 1	0- 0	0- 0	HOME	0- 0	1- 1	1- 1				
3- 4	0- 0	0- 0	AWAY	0- 1	3- 3	3- 3				
0- 0	0- 0	0- 0	NEUTRAL	0- 0	0- 0	0- 0				
4- 14	0- 0	0- 0	CONFERENCE	0- 2	4- 12	3- 11				
4- 5	0- 0	0- 0	HOME	0- 1	4- 4	3- 4				
0- 9	0- 0	0- 0	AWAY	0- 1	0- 8	0- 7				
0- 0	0- 0	0- 0	NEUTRAL	0- 0	0- 0	0- 0				

RPI S	Opponent	Score	RPI S	Opponent	Score	RPI S	Opponent	Score	RPI S	Opponent	Score	Team's RPI: 323
						51	A Lamar University	54 94	142	A Abilene Christian	66 86	
						64	H SFA	51 62	142	H Abilene Christian	74 71	
						87	A LSU	52 72	156	A Alabama	40 88	
									165	A Nicholls St.	55 72	
									165	H Nicholls St.	66 73	
									172	A Louisiana Tech	53 72	
									181	A Sam Houston St.	63 94	
									195	H Southern Miss.	52 59	
									231	A SMU	63 62	
									240	A Jackson St.	50 45	
									251	H A&M-Corpus Christi	56 45	
									277	A Central Ark.	33 75	
									277	H Central Ark.	62 53	
									288	A New Orleans	45 46	
									288	H New Orleans	58 61	
									300	H La.-Monroe	49 42	
									301	A Alabama A&M	48 51	
									308	A Incarnate Word	69 76	
									312	A McNeese	56 62	
									312	H McNeese	70 75	
									316	A Northwestern St.	47 58	
									316	H Northwestern St.	56 60	
									332	H Houston Baptist	73 65	
									350	A Alcorn	77 59	
LAST 12 Division I GAMES:												
165	A	Nicholls St.	55	72	308	A	Incarnate Word	69	76			
288	A	New Orleans	45	46	277	A	Central Ark.	33	75			
316	H	Northwestern St.	56	60	251	H	A&M-Corpus Christi	56	45			
142	A	Abilene Christian	66	86	165	H	Nicholls St.	66	73			
288	H	New Orleans	58	61	181	A	Sam Houston St.	63	94			
312	H	McNeese	70	75	316	A	Northwestern St.	47	58			

Non-Div I Games: Mobile 70 57 Xavier (LA) 47 59

Southeastern La.

Loss, Non-Conf, S Site, H Home A Away N Neutral

Southern California

Through Games Of March 15, 2019

Average RPI Win:	152	WON-LOST	WINNING	LAST 10	STRENGTH OF	OPP. STRENGTH	TEAM	ADJ.	CONF.	ADJ CONF.
Average RPI Loss:	40	RECORD	PCT. RANK	GAMES	SCHEDULE	OF SCHEDULE	RPI	RPI	RPI	RPI
DIV. I ONLY	17- 13	131	0- 1	28	34	53	53	2	2	
DIV. I NON-CONF.	10- 1	17	0- 0	153	146	25	25	2	2	
TOTALS	RPI 1-25	RPI 26-50	W-L RECORDS	RPI 51-100	RPI 101-999	RPI 150+				
17- 13	0- 8	2- 2	OVERALL	3- 2	12- 1	9- 1				
10- 4	0- 3	1- 1	HOME	1- 0	8- 0	5- 0				
6- 8	0- 5	1- 1	AWAY	2- 1	3- 1	3- 1				
1- 1	0- 0	0- 0	NEUTRAL	0- 1	1- 0	1- 0				
10- 1	0- 1	0- 0	NON-CONFERENCE	1- 0	9- 0	7- 0				
5- 0	0- 0	0- 0	HOME	0- 0	5- 0	3- 0				
4- 1	0- 1	0- 0	AWAY	1- 0	3- 0	3- 0				
1- 0	0- 0	0- 0	NEUTRAL	0- 0	1- 0	1- 0				
7- 12	0- 7	2- 2	CONFERENCE	2- 2	3- 1	2- 1				
5- 4	0- 3	1- 1	HOME	1- 0	3- 0	2- 0				
2- 7	0- 4	1- 1	AWAY	1- 1	0- 1	0- 1				
0- 1	0- 0	0- 0	NEUTRAL	0- 1	0- 0	0- 0				

RPI 1-25				RPI 26-50				RPI 51-100 Team's RPI: 53				RPI 101+			
RPI	S	Opponent	Score	RPI	S	Opponent	Score	RPI	S	Opponent	Score	RPI	S	Opponent	Score
4	A	Stanford	64 72	35	A	UCLA	72 67	76	A	UT Arlington	73 61	119	H	Fresno St.	62 61
4	H	Stanford	67 69	35	H	UCLA	65 72	80	A	Arizona	68 71	135	H	Washington	82 57
5	A	Oregon	78 96	41	A	California	59 66	80	N	Arizona	48 76	149	H	CSUN	58 42
5	H	Oregon	53 93	41	H	California	86 76	91	A	Utah	84 80	157	H	Washington St.	81 73
16	A	Texas A&M	51 71					91	H	Utah	83 77	158	H	UC Riverside	73 55
23	A	Arizona St.	59 68									164	H	Santa Clara	77 46
24	A	Oregon St.	61 68									178	A	Colorado	76 81
24	H	Oregon St.	52 76									178	H	Colorado	84 77
LAST 12 Division I GAMES:															
				80	N	Arizona	48 76	41	H	California	86 76				
				91	H	Utah	83 77	178	A	Colorado	76 81				
				178	H	Colorado	84 77	91	A	Utah	84 80				
				5	A	Oregon	78 96	157	H	Washington St.	81 73				
				24	A	Oregon St.	61 68	135	H	Washington	82 57				
				4	H	Stanford	67 69	23	A	Arizona St.	59 68				

Non-Div I Games:

Southern California

■ Loss,
 ■ Non-Conf,
 ■ S Site,
 ■ H Home
 ■ A Away
 N Neutral

Average RPI Win:	237	WON-LOST	WINNING	LAST 10	STRENGTH OF	OPP. STRENGTH	TEAM	ADJ.	CONF.	ADJ CONF.
Average RPI Loss:	100	RECORD	PCT. RANK	GAMES	SCHEDULE	OF SCHEDULE	RPI	RPI	RPI	RPI
DIV. I ONLY	15- 15	168	0- 1	114	188	153	153	13	13	
DIV. I NON-CONF.	7- 4	108	0- 0	99	224	80	80	15	15	
TOTALS	RPI 1-25	RPI 26-50	W-L RECORDS	RPI 51-100	RPI 101-999	RPI 150+				
15- 15	0- 3	0- 0	OVERALL	0- 6	15- 6	12- 3				
9- 5	0- 1	0- 0	HOME	0- 2	9- 2	7- 1				
5- 8	0- 1	0- 0	AWAY	0- 3	5- 4	5- 2				
1- 2	0- 1	0- 0	NEUTRAL	0- 1	1- 0	0- 0				
7- 4	0- 1	0- 0	NON-CONFERENCE	0- 1	7- 2	4- 1				
5- 0	0- 0	0- 0	HOME	0- 0	5- 0	3- 0				
1- 3	0- 0	0- 0	AWAY	0- 1	1- 2	1- 1				
1- 1	0- 1	0- 0	NEUTRAL	0- 0	1- 0	0- 0				
8- 11	0- 2	0- 0	CONFERENCE	0- 5	8- 4	8- 2				
4- 5	0- 1	0- 0	HOME	0- 2	4- 2	4- 1				
4- 5	0- 1	0- 0	AWAY	0- 2	4- 2	4- 1				
0- 1	0- 0	0- 0	NEUTRAL	0- 1	0- 0	0- 0				

RPI 1-25				RPI 26-50				RPI 51-100				RPI 101+ Team's RPI: 153			
RPI	S	Opponent	Score	RPI	S	Opponent	Score	RPI	S	Opponent	Score	RPI	S	Opponent	Score
17	A	Drake	66 94					70	A	Missouri St.	51 66	103	N	Hartford	72 50
17	H	Drake	64 71					70	H	Missouri St.	58 70	112	A	UT Martin	94 95
23	N	Arizona St.	38 82					83	A	UNI	53 65	125	H	Northern Ill.	82 73
								83	H	UNI	67 76	131	A	Illinois St.	52 60
								83	N	UNI	63 66	131	H	Illinois St.	66 68
								96	A	Western Ky.	76 83	132	H	IUPUI	78 73
												152	A	Bradley	53 58
												152	H	Bradley	62 55
												183	A	Saint Louis	58 62
												221	H	Marshall	58 49
												245	H	Southeast Mo. St.	60 40
												247	A	Indiana St.	80 61
												247	H	Indiana St.	58 61
												255	A	Loyola Chicago	64 41
												255	H	Loyola Chicago	74 63
												263	A	Murray St.	65 59
												295	H	Eastern Ill.	73 59
												303	A	Valparaiso	58 47
												303	H	Valparaiso	87 65
												331	A	Evansville	80 60
												331	H	Evansville	67 47
LAST 12 Division I GAMES:															
				83	N	UNI	63 66	255	A	Loyola Chicago	64 41				
				331	A	Evansville	80 60	131	H	Illinois St.	66 68				
				247	A	Indiana St.	80 61	152	H	Bradley	62 55				
				83	H	UNI	67 76	70	H	Missouri St.	58 70				
				17	H	Drake	64 71	17	A	Drake	66 94				
				303	A	Valparaiso	58 47	83	A	UNI	53 65				

Non-Div I Games:

Southern Ill.

■ Loss,
 ■ Non-Conf,
 ■ S Site,
 ■ Home
 ■ A Away
 N Neutral

Average RPI Win:	260	WON-LOST	WINNING	LAST 10	STRENGTH OF	OPP. STRENGTH	TEAM	ADJ.	CONF.	ADJ CONF.
Average RPI Loss:	115	RECORD	PCT. RANK	GAMES	SCHEDULE	OF SCHEDULE	RPI	RPI	RPI	RPI
DIV. I ONLY	15- 13	148	0- 1	249	182	195	195	14	14	
DIV. I NON-CONF.	6- 5	143	0- 0	271	318	245	245	17	17	
TOTALS	RPI 1-25	RPI 26-50	W-L RECORDS	RPI 51-100	RPI 101-999	RPI 150+				
15- 13	0- 1	0- 1	OVERALL	1- 3	14- 8	13- 5				
10- 6	0- 1	0- 1	HOME	0- 0	10- 4	9- 2				
5- 6	0- 0	0- 0	AWAY	1- 3	4- 3	4- 2				
0- 1	0- 0	0- 0	NEUTRAL	0- 0	0- 1	0- 1				
6- 5	0- 1	0- 0	NON-CONFERENCE	0- 1	6- 3	6- 2				
5- 3	0- 1	0- 0	HOME	0- 0	5- 2	5- 1				
1- 2	0- 0	0- 0	AWAY	0- 1	1- 1	1- 1				
0- 0	0- 0	0- 0	NEUTRAL	0- 0	0- 0	0- 0				
9- 8	0- 0	0- 1	CONFERENCE	1- 2	8- 5	7- 3				
5- 3	0- 0	0- 1	HOME	0- 0	5- 2	4- 1				
4- 4	0- 0	0- 0	AWAY	1- 2	3- 2	3- 1				
0- 1	0- 0	0- 0	NEUTRAL	0- 0	0- 1	0- 1				

RPI 1-25				RPI 26-50				RPI 51-100				RPI 101+				Team's RPI: 195	
RPI	S	Opponent	Score	RPI	S	Opponent	Score	RPI	S	Opponent	Score	RPI	S	Opponent	Score		
8	H	Mississippi St.	42 86	34	H	Rice	47 58	63	A	Middle Tenn.	49 66	105	A	Charlotte	46 59		
								95	A	South Alabama	68 77	105	H	Charlotte	65 54		
								96	A	Western Ky.	69 56	108	H	Old Dominion	50 53		
								99	A	UAB	60 71	110	H	Houston	44 61		
												169	A	Tulane	54 71		
												172	A	Louisiana Tech	85 106		
												172	H	Louisiana Tech	74 70		
												176	H	North Texas	48 62		
												176 N	North Texas	46 49			
												181	H	Sam Houston St.	61 65		
												206	H	Grambling	68 47		
												221	A	Marshall	64 52		
												258	A	UTEP	64 63		
												290	H	Samford	76 40		
												302	A	UTSA	70 45		
												302	H	UTSA	72 39		
												307	H	Fla. Atlantic	67 45		
												316	H	Northwestern St.	69 54		
												321	H	FIU	71 57		
												323	A	Southeastern La.	59 52		
												329	H	Mississippi Val.	67 60		
												350	H	Alcorn	66 47		
LAST 12 Division I GAMES:																	
				176 N	North Texas	46 49		172 A	Louisiana Tech	85 106							
				105 A	Charlotte	46 59		307 H	Fla. Atlantic	67 45							
				302 H	UTSA	72 39		321 H	FIU	71 57							
				172 H	Louisiana Tech	74 70		221 A	Marshall	64 52							
				258 A	UTEP	64 63		96 A	Western Ky.	69 56							
				302 A	UTSA	70 45		108 H	Old Dominion	50 53							

Non-Div I Games: Blue Mountain (MS) 84 38 William Carey 74 48

Southern Miss.

Loss, Non-Conf, S Site, H Home A Away N Neutral

Average RPI Win:	285	WON-LOST	WINNING	LAST 10	STRENGTH OF	OPP. STRENGTH	TEAM	ADJ.	CONF.	ADJ CONF.
Average RPI Loss:	116	RECORD	PCT. RANK	GAMES	SCHEDULE	OF SCHEDULE	RPI	RPI	RPI	RPI
DIV. I ONLY	16- 11	123	1- 0	264	290	160	160	29	29	
DIV. I NON-CONF.	0- 7	336	0- 0	7	3	186	186	28	28	
TOTALS	RPI 1-25	RPI 26-50	W-L RECORDS	RPI 51-100	RPI 101-999	RPI 150+				
16- 11	0- 3	0- 1	OVERALL	0- 2	16- 5	16- 4				
8- 3	0- 0	0- 0	HOME	0- 1	8- 2	8- 2				
7- 8	0- 3	0- 1	AWAY	0- 1	7- 3	7- 2				
1- 0	0- 0	0- 0	NEUTRAL	0- 0	1- 0	1- 0				
0- 7	0- 3	0- 1	NON-CONFERENCE	0- 2	0- 1	0- 0				
0- 1	0- 0	0- 0	HOME	0- 1	0- 0	0- 0				
0- 6	0- 3	0- 1	AWAY	0- 1	0- 1	0- 0				
0- 0	0- 0	0- 0	NEUTRAL	0- 0	0- 0	0- 0				
16- 4	0- 0	0- 0	CONFERENCE	0- 0	16- 4	16- 4				
8- 2	0- 0	0- 0	HOME	0- 0	8- 2	8- 2				
7- 2	0- 0	0- 0	AWAY	0- 0	7- 2	7- 2				
1- 0	0- 0	0- 0	NEUTRAL	0- 0	1- 0	1- 0				

RPI 1-25				RPI 26-50				RPI 51-100				RPI 101+ Team's RPI: 160				
RPI	S	Opponent	Score	RPI	S	Opponent	Score	RPI	S	Opponent	Score	RPI	S	Opponent	Score	
2	A	Baylor	49 94	46	A	Michigan	35 76	60	A	TCU	40 69	140	A	Texas Tech	58 76	
22	A	Kentucky	41 91					95	H	South Alabama	49 53	188	A	Prairie View	52 63	
23	A	Arizona St.	47 69									188	H	Prairie View	54 55	
												206	A	Grambling	86 81	
												206	H	Grambling	71 65	
												206	N	Grambling	71 69	
												226	A	Texas Southern	60 49	
												226	H	Texas Southern	63 61	
												240	A	Jackson St.	76 74	
												240	H	Jackson St.	52 59	
												269	A	Alabama St.	61 78	
												269	H	Alabama St.	62 52	
												301	A	Alabama A&M	54 50	
												301	H	Alabama A&M	68 60	
												329	A	Mississippi Val.	67 46	
												329	H	Mississippi Val.	51 44	
												329	H	Mississippi Val.	74 67	
												349	A	Ark.-Pine Bluff	56 45	
												349	H	Ark.-Pine Bluff	73 41	
												350	A	Alcorn	75 54	
												350	H	Alcorn	51 39	
LAST 12 Division I GAMES:																
		206	N	Grambling			71	69			301	H	Alabama A&M		68	60
		329	H	Mississippi Val.			51	44			329	A	Mississippi Val.		67	46
		226	A	Texas Southern			60	49			349	A	Ark.-Pine Bluff		56	45
		188	A	Prairie View			52	63			240	H	Jackson St.		52	59
		350	H	Alcorn			51	39			206	H	Grambling		71	65
		269	H	Alabama St.			62	52			350	A	Alcorn		75	54

Non-Div I Games: Dillard 61 63 Wiley 89 58 Louisiana Col. 77 53 Millsaps 71 36 Southern U.

Southern Utah

Through Games Of March 15, 2019

Average RPI Win:	210	WON-LOST	WINNING	LAST 10	STRENGTH OF	OPP. STRENGTH	TEAM	ADJ.	CONF.	ADJ CONF.
Average RPI Loss:	151	RECORD	PCT. RANK	GAMES	SCHEDULE	OF SCHEDULE	RPI	RPI	RPI	RPI
DIV. I ONLY	8- 23	297	0- 1	122	224	273	273	16	16	
DIV. I NON-CONF.	3- 6	241	0- 0	32	303	178	178	13	13	
TOTALS	RPI 1-25	RPI 26-50	W-L RECORDS	RPI 51-100	RPI 101-999	RPI 150+				
8- 23	1- 0	0- 1	OVERALL	0- 3	7- 19	7- 10				
6- 8	1- 0	0- 0	HOME	0- 1	5- 7	5- 3				
1- 14	0- 0	0- 1	AWAY	0- 2	1- 11	1- 7				
1- 1	0- 0	0- 0	NEUTRAL	0- 0	1- 1	1- 0				
3- 6	1- 0	0- 1	NON-CONFERENCE	0- 1	2- 4	2- 4				
3- 1	1- 0	0- 0	HOME	0- 0	2- 1	2- 1				
0- 5	0- 0	0- 1	AWAY	0- 1	0- 3	0- 3				
0- 0	0- 0	0- 0	NEUTRAL	0- 0	0- 0	0- 0				
5- 17	0- 0	0- 0	CONFERENCE	0- 2	5- 15	5- 6				
3- 7	0- 0	0- 0	HOME	0- 1	3- 6	3- 2				
1- 9	0- 0	0- 0	AWAY	0- 1	1- 8	1- 4				
1- 1	0- 0	0- 0	NEUTRAL	0- 0	1- 1	1- 0				

RPI 1-25				RPI 26-50				RPI 51-100				RPI 101+ Team's RPI: 273			
RPI	S	Opponent	Score	RPI	S	Opponent	Score	RPI	S	Opponent	Score	RPI	S	Opponent	Score
25	H	BYU	67 64	38	A	Boise St.	53 88	74	A	UC Davis	45 68	107	A	Portland St.	49 63
								86	A	Idaho	49 77	107	H	Portland St.	56 81
								86	H	Idaho	70 82	109	A	Idaho St.	47 80
												109	H	Idaho St.	57 69
												128	A	Northern Colo.	71 88
												128	H	Northern Colo.	44 71
												128	N	Northern Colo.	50 82
												147	A	Montana St.	64 69
												147	H	Montana St.	55 70
												158	A	UC Riverside	50 56
												159	A	Oral Roberts	59 64
												167	H	Denver	70 71
												170	A	UC Irvine	58 75
												182	A	Eastern Wash.	66 80
												182	H	Eastern Wash.	73 63
												186	A	Montana	57 79
												186	H	Montana	71 56
												186	N	Montana	64 56
												222	A	Northern Ariz.	82 76
												222	H	Northern Ariz.	69 78
												266	A	Sacramento St.	76 77
												266	H	Sacramento St.	69 75
												275	H	San Diego	69 59
												293	H	Utah Valley	60 59
												314	A	Weber St.	66 67
												314	H	Weber St.	84 79
LAST 12 Division I GAMES:															
				128	N	Northern Colo.	50 82	86	A	Idaho	49 77				
				186	N	Montana	64 56	182	A	Eastern Wash.	66 80				
				158	A	UC Riverside	50 56	107	H	Portland St.	56 81				
				128	A	Northern Colo.	71 88	266	H	Sacramento St.	69 75				
				147	H	Montana St.	55 70	109	A	Idaho St.	47 80				
				186	H	Montana	71 56	314	A	Weber St.	66 67				

Non-Div I Games:

Southern Utah

■ Loss,
■ Non-Conf,
■ S Site,
■ Home
■ A Away
N Neutral

Average RPI Win:	252	WON-LOST	WINNING	LAST 10	STRENGTH OF	OPP. STRENGTH	TEAM	ADJ.	CONF.	ADJ CONF.
Average RPI Loss:	148	RECORD	PCT. RANK	GAMES	SCHEDULE	OF SCHEDULE	RPI	RPI	RPI	RPI
DIV. I ONLY	8- 22	290	0- 1	157	185	262	262	17	17	
DIV. I NON-CONF.	3- 10	278	0- 0	116	173	240	240	16	16	
TOTALS	RPI 1-25	RPI 26-50	W-L RECORDS	RPI 51-100	RPI 101-999	RPI 150+				
8- 22	0- 0	0- 3	OVERALL	0- 3	8- 16	8- 11				
4- 9	0- 0	0- 1	HOME	0- 3	4- 5	4- 3				
4- 12	0- 0	0- 1	AWAY	0- 0	4- 11	4- 8				
0- 1	0- 0	0- 1	NEUTRAL	0- 0	0- 0	0- 0				
3- 10	0- 0	0- 3	NON-CONFERENCE	0- 1	3- 6	3- 4				
2- 3	0- 0	0- 1	HOME	0- 1	2- 1	2- 1				
1- 6	0- 0	0- 1	AWAY	0- 0	1- 5	1- 3				
0- 1	0- 0	0- 1	NEUTRAL	0- 0	0- 0	0- 0				
5- 12	0- 0	0- 0	CONFERENCE	0- 2	5- 10	5- 7				
2- 6	0- 0	0- 0	HOME	0- 2	2- 4	2- 2				
3- 6	0- 0	0- 0	AWAY	0- 0	3- 6	3- 5				
0- 0	0- 0	0- 0	NEUTRAL	0- 0	0- 0	0- 0				

RPI 1-25				RPI 26-50				RPI 51-100				RPI 101+				Team's RPI: 262	
RPI	S	Opponent	Score	RPI	S	Opponent	Score	RPI	S	Opponent	Score	RPI	S	Opponent	Score		
				29	N	Ohio	53 70	81	H	Fordham	44 53	111	A	Georgia	40 67		
				33	A	Buffalo	43 90	84	H	Kent St.	64 76	118	H	Dayton	49 62		
				42	H	Bucknell	46 77	93	H	VCU	50 59	136	A	Duquesne	64 80		
												136	H	Duquesne	54 60		
												145	A	Penn St.	65 80		
												151	A	Davidson	49 74		
												151	A	Davidson	55 67		
												162	A	Akron	58 67		
												167	A	Denver	62 76		
												183	H	Saint Louis	45 62		
												195	A	Cornell	44 58		
												204	A	Massachusetts	64 63		
												219	A	George Washington	44 57		
												227	A	George Mason	68 57		
												227	H	George Mason	64 55		
												230	H	Hofstra	59 67		
												235	A	Saint Joseph's	41 66		
												260	A	Rhode Island	84 68		
												260	H	Rhode Island	62 61		
												272	A	Richmond	49 57		
												274	A	Niagara	76 48		
												278	H	Siena	74 58		
												283	H	La Salle	45 52		
												286	H	Canisius	100 94		
LAST 12 Division I GAMES:																	
				151	A	Davidson	49 74	272	A	Richmond	49 57						
				136	A	Duquesne	64 80	151	A	Davidson	55 67						
				283	H	La Salle	45 52	93	H	VCU	50 59						
				219	A	George Washington	44 57	227	H	George Mason	64 55						
				260	H	Rhode Island	62 61	260	A	Rhode Island	84 68						
				81	H	Fordham	44 53	204	A	Massachusetts	64 63						

Non-Div I Games:

St. Bonaventure

■ Loss,
■ Non-Conf,
■ S Site,
■ H Home
■ A Away
N Neutral

Average RPI Win:	289	WON-LOST	WINNING	LAST 10	STRENGTH OF	OPP. STRENGTH	TEAM	ADJ.	CONF.	ADJ CONF.
Average RPI Loss:	205	RECORD	PCT. RANK	GAMES	SCHEDULE	OF SCHEDULE	RPI	RPI	RPI	RPI
DIV. I ONLY	17- 13	131	0- 1	338	340	248	248	31	31	
DIV. I NON-CONF.	5- 6	177	0- 0	308	323	270	270	31	31	
TOTALS	RPI 1-25	RPI 26-50	W-L RECORDS	RPI 51-100	RPI 101-999	RPI 150+				
17- 13	0- 0	0- 0	OVERALL	0- 1	17- 12	16- 10				
9- 5	0- 0	0- 0	HOME	0- 1	9- 4	9- 4				
7- 7	0- 0	0- 0	AWAY	0- 0	7- 7	6- 5				
1- 1	0- 0	0- 0	NEUTRAL	0- 0	1- 1	1- 1				
5- 6	0- 0	0- 0	NON-CONFERENCE	0- 1	5- 5	4- 3				
2- 2	0- 0	0- 0	HOME	0- 1	2- 1	2- 1				
2- 3	0- 0	0- 0	AWAY	0- 0	2- 3	1- 1				
1- 1	0- 0	0- 0	NEUTRAL	0- 0	1- 1	1- 1				
12- 7	0- 0	0- 0	CONFERENCE	0- 0	12- 7	12- 7				
7- 3	0- 0	0- 0	HOME	0- 0	7- 3	7- 3				
5- 4	0- 0	0- 0	AWAY	0- 0	5- 4	5- 4				
0- 0	0- 0	0- 0	NEUTRAL	0- 0	0- 0	0- 0				

RPI 1-25				RPI 26-50				RPI 51-100				RPI 101+ Team's RPI: 248			
RPI	S	Opponent	Score	RPI	S	Opponent	Score	RPI	S	Opponent	Score	RPI	S	Opponent	Score
								52	H	Princeton	64 83	129	A	Morehead St.	101 94
												139	A	Stony Brook	67 74
												141	A	Seton Hall	77 100
												177	A	Robert Morris	57 74
												177	H	Robert Morris	56 75
												192	A	Sacred Heart	56 53
												192	H	Sacred Heart	66 68
												194	A	Saint Francis (PA)	84 86
												194	H	Saint Francis (PA)	78 65
												224	A	Mt. St. Mary's	75 78
												224	H	Mt. St. Mary's	74 80
												224	H	Mt. St. Mary's	69 65
												236	H	Albany (NY)	60 67
												265	H	Manhattan	73 65
												267	A	Loyola Maryland	75 70
												291	A	Army West Point	57 69
												294	A	Bryant	60 55
												294	H	Bryant	101 77
												303	N	Valparaiso	76 78
												318	A	Wagner	85 87
												318	H	Wagner	76 61
												328	A	Central Conn. St.	83 69
												328	H	LIU Brooklyn	87 64
												328	H	Central Conn. St.	70 58
												344	A	Fairleigh Dickinson	64 53
												344	H	Fairleigh Dickinson	73 61
												347	H	Saint Peter's	74 70
LAST 12 Division I GAMES:															
				224	H	Mt. St. Mary's	74 80					328	H	Central Conn. St.	70 58
				328	A	Central Conn. St.	83 69					351	H	LIU Brooklyn	87 64
				224	H	Mt. St. Mary's	69 65					318	A	Wagner	85 87
				294	H	Bryant	101 77					344	H	Fairleigh Dickinson	73 61
				194	A	Saint Francis (PA)	84 86					192	A	Sacred Heart	56 53
				177	A	Robert Morris	57 74					224	A	Mt. St. Mary's	75 78

Non-Div I Games: Mercy 102 51

St. Francis Brooklyn

Loss, Non-Conf, S Site, H Home A Away N Neutral

S
t
.
F
r
a
n
c
i
s
B
r
o
o
k
l
y
n

RPI S Opponent St. Francis Brooklyn Score

Through Games Of March 15, 2019

RPI	S	Opponent	Score
348	N	Chicago St.	110 73
351	A	LIU Brooklyn	79 67
351	H	LIU Brooklyn	87 64

St. Francis Brooklyn

Average RPI Win:	175	WON-LOST	WINNING	LAST 10	STRENGTH OF	OPP. STRENGTH	TEAM	ADJ.	CONF.	ADJ CONF.
Average RPI Loss:	65	RECORD	PCT. RANK	GAMES	SCHEDULE	OF SCHEDULE	RPI	RPI	RPI	RPI
DIV. I ONLY	15- 16	181	1- 1	75	53	116	116	6	6	
DIV. I NON-CONF.	7- 4	108	0- 0	217	70	113	113	4	4	
TOTALS	RPI 1-25	RPI 26-50	W-L RECORDS	RPI 51-100	RPI 101-999	RPI 150+				
15- 16	1- 6	0- 1	OVERALL	4- 5	10- 4	7- 0				
5- 7	1- 2	0- 0	HOME	1- 3	3- 2	2- 0				
7- 7	0- 2	0- 1	AWAY	2- 2	5- 2	4- 0				
3- 2	0- 2	0- 0	NEUTRAL	1- 0	2- 0	1- 0				
7- 4	0- 2	0- 1	NON-CONFERENCE	1- 0	6- 1	5- 0				
2- 1	0- 1	0- 0	HOME	0- 0	2- 0	1- 0				
3- 2	0- 0	0- 1	AWAY	0- 0	3- 1	3- 0				
2- 1	0- 1	0- 0	NEUTRAL	1- 0	1- 0	1- 0				
8- 12	1- 4	0- 0	CONFERENCE	3- 5	4- 3	2- 0				
3- 6	1- 1	0- 0	HOME	1- 3	1- 2	1- 0				
4- 5	0- 2	0- 0	AWAY	2- 2	2- 1	1- 0				
1- 1	0- 1	0- 0	NEUTRAL	0- 0	1- 0	0- 0				

RPI 1-25				RPI 26-50				RPI 51-100				RPI 101+				Team's RPI: 116	
RPI	S	Opponent	Score	RPI	S	Opponent	Score	RPI	S	Opponent	Score	RPI	S	Opponent	Score		
6	N	UConn	55 65	36	A	James Madison	51 64	57	A	Villanova	66 62	119	A	Providence	60 57		
12	A	Marquette	73 83					57	H	Villanova	57 73	119	H	Providence	66 67		
12	H	Marquette	81 74					71	A	Georgetown	80 82	137	H	Yale	56 52		
12	N	Marquette	57 88					71	H	Georgetown	59 51	141	A	Seton Hall	67 77		
20	A	DePaul	64 73					75	A	Butler	45 66	141	H	Seton Hall	72 76		
20	H	DePaul	62 70					75	H	Butler	68 73	141	N	Seton Hall	76 51		
21	H	Florida St.	53 57					89	N	Purdue	68 62	148	A	Wake Forest	59 64		
								92	A	Creighton	51 45	217	A	Xavier	76 57		
								92	H	Creighton	63 65	217	H	Xavier	70 41		
												237	N	Ole Miss	64 59		
												283	A	La Salle	83 57		
												291	A	Army West Point	60 49		
												324	A	Iona	61 35		
												340	H	Delaware St.	82 44		
LAST 12 Division I GAMES:																	
		141	N	Seton Hall			76	51			12	H	Marquette		81	74	
		12	N	Marquette			57	88			119	A	Providence		60	57	
		141	H	Seton Hall			72	76			92	A	Creighton		51	45	
		71	A	Georgetown			80	82			217	H	Xavier		70	41	
		57	A	Villanova			66	62			75	H	Butler		68	73	
		20	H	DePaul			62	70			57	H	Villanova		57	73	

Non-Div I Games:

St. John's (NY)

■ Loss,
■ Non-Conf,
■ S Site,
■ H Home
■ A Away
N Neutral

Team Record				Through Games Of March 15, 1915						
Average RPI Win:	85	WON-LOST	WINNING	LAST 10	STRENGTH OF	OPP. STRENGTH	TEAM	ADJ.	CONF.	ADJ CONF.
Average RPI Loss:	38	RECORD	PCT. RANK	GAMES	SCHEDULE	OF SCHEDULE	RPI	RPI	RPI	RPI
DIV. I ONLY	28- 4	7	1- 0	7	8	4	4	2	2	
DIV. I NON-CONF.	10- 1	17	0- 0	5	32	3	3	2	2	
TOTALS	RPI 1-25	RPI 26-50	W-L RECORDS	RPI 51-100	RPI 101-999	RPI 150+				
28- 4	5- 2	5- 1	OVERALL	9- 1	9- 0	5- 0				
13- 1	3- 1	2- 0	HOME	4- 0	4- 0	2- 0				
10- 3	1- 1	2- 1	AWAY	3- 1	4- 0	3- 0				
5- 0	1- 0	1- 0	NEUTRAL	2- 0	1- 0	0- 0				
10- 1	1- 1	1- 0	NON-CONFERENCE	5- 0	3- 0	2- 0				
5- 0	1- 0	0- 0	HOME	2- 0	2- 0	1- 0				
3- 1	0- 1	1- 0	AWAY	1- 0	1- 0	1- 0				
2- 0	0- 0	0- 0	NEUTRAL	2- 0	0- 0	0- 0				
18- 3	4- 1	4- 1	CONFERENCE	4- 1	6- 0	3- 0				
8- 1	2- 1	2- 0	HOME	2- 0	2- 0	1- 0				
7- 2	1- 0	1- 1	AWAY	2- 1	3- 0	2- 0				
3- 0	1- 0	1- 0	NEUTRAL	0- 0	1- 0	0- 0				

RPI	S	Opponent	Score	RPI	S	Opponent	Score	RPI	S	Opponent	Score	RPI	S	Opponent	Score
2	H	Baylor	68 63	33	A	Buffalo	62 55	53	A	Southern California	69 67	135	A	Washington	72 53
5	H	Oregon	48 88	35	A	UCLA	65 51	53	H	Southern California	72 64	135	H	Washington	91 54
5	N	Oregon	64 57	35	H	UCLA	86 80	61	A	Tennessee	95 85	135	N	Washington	72 61
13	A	Gonzaga	73 79	41	A	California	80 81	65	N	FGCU	88 65	149	H	CSUN	69 43
23	A	Arizona St.	72 65	41	H	California	75 50	72	N	American	71 49	157	A	Washington St.	67 42
23	H	Arizona St.	71 50	41	N	California	72 54	74	H	UC Davis	71 43	157	H	Washington St.	85 64
24	H	Oregon St.	61 44					80	A	Arizona	78 48	178	A	Colorado	80 69
								80	H	Arizona	56 54	187	A	Hawaii	81 59
								86	H	Idaho	115 71	253	H	San Francisco	96 62
								91	A	Utah	68 75				
LAST 12 Division I GAMES:															
		41 N California	72 54			80 H Arizona	56 54								
		135 N Washington	72 61			53 A Southern California	69 67								
		5 N Oregon	64 57			35 A UCLA	65 51								
		135 A Washington	72 53			5 H Oregon	48 88								
		157 A Washington St.	67 42			24 H Oregon St.	61 44								
		23 H Arizona St.	71 50			41 H California	75 50								

Non-Div I Games:

Stanford

Average RPI Win:	273	WON-LOST	WINNING	LAST 10	STRENGTH OF	OPP. STRENGTH	TEAM	ADJ.	CONF.	ADJ CONF.
Average RPI Loss:	131	RECORD	PCT. RANK	GAMES	SCHEDULE	OF SCHEDULE	RPI	RPI	RPI	RPI
DIV. I ONLY	14- 15	186	0- 1	231	225	209	209	24	24	
DIV. I NON-CONF.	3- 9	271	0- 0	134	102	274	274	26	26	
TOTALS	RPI 1-25	RPI 26-50	W-L RECORDS	RPI 51-100	RPI 101-999	RPI 150+				
14- 15	0- 1	0- 1	OVERALL	0- 5	14- 8	14- 7				
9- 5	0- 1	0- 0	HOME	0- 2	9- 2	9- 2				
5- 7	0- 0	0- 1	AWAY	0- 2	5- 4	5- 4				
0- 3	0- 0	0- 0	NEUTRAL	0- 1	0- 2	0- 1				
3- 9	0- 1	0- 1	NON-CONFERENCE	0- 3	3- 4	3- 3				
3- 2	0- 1	0- 0	HOME	0- 1	3- 0	3- 0				
0- 4	0- 0	0- 1	AWAY	0- 1	0- 2	0- 2				
0- 3	0- 0	0- 0	NEUTRAL	0- 1	0- 2	0- 1				
11- 6	0- 0	0- 0	CONFERENCE	0- 2	11- 4	11- 4				
6- 3	0- 0	0- 0	HOME	0- 1	6- 2	6- 2				
5- 3	0- 0	0- 0	AWAY	0- 1	5- 2	5- 2				
0- 0	0- 0	0- 0	NEUTRAL	0- 0	0- 0	0- 0				

RPI 1-25				RPI 26-50				RPI 51-100				RPI 101+ Team's RPI: 209			
RPI	S	Opponent	Score	RPI	S	Opponent	Score	RPI	S	Opponent	Score	RPI	S	Opponent	Score
15	H	UCF	55 78	28	A	Texas	46 65	58	N	Wright St.	44 57	117	N	Marist	69 76
								59	H	Penn	53 75	155	A	Tulsa	54 55
								61	A	Tennessee	55 65	156	A	Alabama	47 59
								65	A	FGCU	42 61	184	A	Liberty	68 56
								65	H	FGCU	40 73	184	H	Liberty	69 52
												200	A	North Ala.	55 71
												200	H	North Ala.	69 59
												223	H	North Dakota	74 63
												230	N	Hofstra	50 53
												233	A	Jacksonville	69 56
												233	H	Jacksonville	54 46
												234	A	North Florida	57 71
												234	H	North Florida	62 75
												292	A	Kennesaw St.	58 45
												292	H	Kennesaw St.	59 67
												292	H	Kennesaw St.	76 69
												322	H	North Dakota St.	60 59
												325	A	NJIT	56 47
												325	H	NJIT	74 48
												330	A	Lipscomb	80 65
												330	H	Lipscomb	76 49
												346	H	Florida A&M	69 44
LAST 12 Division I GAMES:															
292	H	Kennesaw St.	59 67	65	H	FGCU	40 73	233	H	Jacksonville	54 46				
65	A	FGCU	42 61	184	A	Liberty	68 56	292	H	Kennesaw St.	76 69				
292	A	Kennesaw St.	58 45	233	A	Jacksonville	69 56								
234	H	North Florida	62 75	330	H	Lipscomb	76 49								
200	H	North Ala.	69 59												
325	A	NJIT	56 47												

Non-Div I Games: Central St. (OH) 81 51 Webber Int'l 80 52

Stetson

Loss, Non-Conf, S Site, H Home A Away N Neutral

Stony Brook

Through Games Of March 15, 2019

Average RPI Win:	274	WON-LOST	WINNING	LAST 10	STRENGTH OF	OPP. STRENGTH	TEAM	ADJ.	CONF.	ADJ CONF.
Average RPI Loss:	96	RECORD	PCT. RANK	GAMES	SCHEDULE	OF SCHEDULE	RPI	RPI	RPI	RPI
DIV. I ONLY	22- 8	50	1- 1	309	258	139	139	23	23	
DIV. I NON-CONF.	10- 2	37	0- 0	285	273	85	85	24	24	
TOTALS	RPI 1-25	RPI 26-50	W-L RECORDS	RPI 51-100	RPI 101-999	RPI 150+				
22- 8	0- 0	0- 1	OVERALL	0- 3	22- 4	21- 1				
12- 3	0- 0	0- 0	HOME	0- 1	12- 2	12- 1				
10- 5	0- 0	0- 1	AWAY	0- 2	10- 2	9- 0				
0- 0	0- 0	0- 0	NEUTRAL	0- 0	0- 0	0- 0				
10- 2	0- 0	0- 1	NON-CONFERENCE	0- 1	10- 0	9- 0				
6- 0	0- 0	0- 0	HOME	0- 0	6- 0	6- 0				
4- 2	0- 0	0- 1	AWAY	0- 1	4- 0	3- 0				
0- 0	0- 0	0- 0	NEUTRAL	0- 0	0- 0	0- 0				
12- 6	0- 0	0- 0	CONFERENCE	0- 2	12- 4	12- 1				
6- 3	0- 0	0- 0	HOME	0- 1	6- 2	6- 1				
6- 3	0- 0	0- 0	AWAY	0- 1	6- 2	6- 0				
0- 0	0- 0	0- 0	NEUTRAL	0- 0	0- 0	0- 0				

RPI 1-25				RPI 26-50				RPI 51-100				RPI 101+ Team's RPI: 139			
RPI	S	Opponent	Score	RPI	S	Opponent	Score	RPI	S	Opponent	Score	RPI	S	Opponent	Score
				27	A	Rutgers	47 61	54	A	Maine	61 71	103	A	Hartford	62 73
								54	H	Maine	54 68	103	A	Hartford	59 64
								85	A	Toledo	48 80	103	H	Hartford	36 64
												145	A	Penn St.	81 70
												192	A	Sacred Heart	73 58
												195	H	Cornell	63 61
												230	H	Hofstra	77 49
												236	A	Albany (NY)	68 52
												236	H	Albany (NY)	49 54
												248	H	St. Francis Brooklyn	74 67
												254	A	Binghamton	65 56
												254	H	Binghamton	68 53
												265	A	Manhattan	79 48
												279	A	Vermont	67 61
												279	H	Vermont	69 58
												279	H	Vermont	58 48
												287	H	Ga. Southern	72 43
												305	A	UMBC	70 59
												305	H	UMBC	57 44
												318	H	Wagner	70 45
												319	A	New Hampshire	82 63
												319	H	New Hampshire	67 37
												324	A	Iona	53 51
												327	A	UMass Lowell	64 47
												327	H	UMass Lowell	76 56
												344	H	Fairleigh Dickinson	63 49
LAST 12 Division I GAMES:															
279	H	Vermont	69 58	319	H	New Hampshire	67 37								
103	A	Hartford	59 64	327	A	UMass Lowell	64 47								
279	H	Vermont	58 48	254	H	Binghamton	68 53								
305	A	UMBC	70 59	103	A	Hartford	62 73								
54	A	Maine	61 71	305	H	UMBC	57 44								
236	A	Albany (NY)	68 52	279	A	Vermont	67 61								

Non-Div I Games: SUNY New Paltz 87 50

Stony Brook

Loss, Non-Conf, S Site, H Home A Away N Neutral

Syracuse

Through Games Of March 15, 2019

Average RPI Win:	95	WON-LOST	WINNING	LAST 10	STRENGTH OF	OPP. STRENGTH	TEAM	ADJ.	CONF.	ADJ CONF.
Average RPI Loss:	26	RECORD	PCT. RANK	GAMES	SCHEDULE	OF SCHEDULE	RPI	RPI	RPI	RPI
DIV. I ONLY	24- 8	47	1- 0	4	6	10	10	1	1	
DIV. I NON-CONF.	11- 2	32	0- 0	9	50	5	5	1	1	
TOTALS	RPI 1-25	RPI 26-50	W-L RECORDS	RPI 51-100	RPI 101-999	RPI 150+				
24- 8	5- 6	4- 0	OVERALL	5- 1	10- 1	3- 0				
11- 3	1- 3	2- 0	HOME	1- 0	7- 0	3- 0				
6- 4	1- 2	1- 0	AWAY	2- 1	2- 1	0- 0				
7- 1	3- 1	1- 0	NEUTRAL	2- 0	1- 0	0- 0				
11- 2	3- 1	2- 0	NON-CONFERENCE	1- 0	5- 1	3- 0				
6- 0	1- 0	1- 0	HOME	0- 0	4- 0	3- 0				
0- 2	0- 1	0- 0	AWAY	0- 0	0- 1	0- 0				
5- 0	2- 0	1- 0	NEUTRAL	1- 0	1- 0	0- 0				
13- 6	2- 5	2- 0	CONFERENCE	4- 1	5- 0	0- 0				
5- 3	0- 3	1- 0	HOME	1- 0	3- 0	0- 0				
6- 2	1- 1	1- 0	AWAY	2- 1	2- 0	0- 0				
2- 1	1- 1	0- 0	NEUTRAL	1- 0	0- 0	0- 0				

RPI	S	Opponent	Score	RPI	S	Opponent	Score	RPI	S	Opponent	Score	RPI	S	Opponent	Score
1	H	Notre Dame	68 98	32	N	Kansas St.	70 61	52	N	Princeton	92 61	106	A	Minnesota	68 72
1	N	Notre Dame	66 91	37	H	North Carolina	90 77	67	A	Georgia Tech	55 65	122	H	Towson	98 55
3	A	Louisville	51 76	42	H	Bucknell	70 56	73	A	Virginia Tech	75 73	126	A	Pittsburgh	82 50
5	A	Oregon	73 75	50	A	Clemson	84 75	78	A	Duke	64 55	126	H	Pittsburgh	90 63
9	H	NC State	73 77					98	H	Virginia	72 68	133	A	Boston College	76 59
15	N	UCF	57 52					98	N	Virginia	67 57	133	H	Boston College	96 69
16	H	Texas A&M	75 65									136	N	Duquesne	87 71
19	H	Miami (FL)	71 84									148	H	Wake Forest	77 57
19	N	Miami (FL)	92 85									205	H	UMES	96 51
20	N	DePaul	83 81									223	H	North Dakota	85 49
21	A	Florida St.	94 88									274	H	Niagara	94 45
LAST 12 Division I GAMES:															
		98	N	Virginia	67	57				126	H	Pittsburgh	90	63	
		19	N	Miami (FL)	92	85				148	H	Wake Forest	77	57	
		1	N	Notre Dame	66	91				9	H	NC State	73	77	
		133	A	Boston College	76	59				133	H	Boston College	96	69	
		21	A	Florida St.	94	88				3	A	Louisville	51	76	
		1	H	Notre Dame	68	98				98	H	Virginia	72	68	

Non-Div I Games:

Syracuse

■ Loss,
 ■ Non-Conf,
 ■ S Site,
 ■ Home
 ■ A Away
 N Neutral

Average RPI Win:	171	WON-LOST	WINNING	LAST 10	STRENGTH OF	OPP. STRENGTH	TEAM	ADJ.	CONF.	ADJ CONF.
Average RPI Loss:	38	RECORD	PCT. RANK	GAMES	SCHEDULE	OF SCHEDULE	RPI	RPI	RPI	RPI
DIV. I ONLY	20- 10	77	0- 1	72	45	60	60	3	3	
DIV. I NON-CONF.	10- 1	17	0- 0	261	262	75	75	3	3	
TOTALS	RPI 1-25	RPI 26-50	W-L RECORDS	RPI 51-100	RPI 101-999	RPI 150+				
20- 10	1- 4	1- 4	OVERALL	1- 1	17- 1	10- 0				
14- 3	1- 1	0- 2	HOME	1- 0	12- 0	7- 0				
6- 5	0- 2	1- 1	AWAY	0- 1	5- 1	3- 0				
0- 2	0- 1	0- 1	NEUTRAL	0- 0	0- 0	0- 0				
10- 1	0- 1	0- 0	NON-CONFERENCE	0- 0	10- 0	8- 0				
8- 0	0- 0	0- 0	HOME	0- 0	8- 0	6- 0				
2- 0	0- 0	0- 0	AWAY	0- 0	2- 0	2- 0				
0- 1	0- 1	0- 0	NEUTRAL	0- 0	0- 0	0- 0				
10- 9	1- 3	1- 4	CONFERENCE	1- 1	7- 1	2- 0				
6- 3	1- 1	0- 2	HOME	1- 0	4- 0	1- 0				
4- 5	0- 2	1- 1	AWAY	0- 1	3- 1	1- 0				
0- 1	0- 0	0- 1	NEUTRAL	0- 0	0- 0	0- 0				

RPI 1-25				RPI 26-50				RPI 51-100				Team's RPI: 60				RPI 101+			
RPI	S	Opponent	Score	RPI	S	Opponent	Score	RPI	S	Opponent	Score	RPI	S	Opponent	Score	RPI	S	Opponent	Score
2	A	Baylor	71 89	28	A	Texas	67 73	79	A	West Virginia	65 79	136	H	Duquesne	61 48				
2	H	Baylor	55 79	28	H	Texas	48 62	79	H	West Virginia	62 48	140	A	Texas Tech	70 63				
11	A	Iowa St.	54 92	28	N	Texas	64 66					140	H	Texas Tech	78 70				
11	H	Iowa St.	76 69	32	A	Kansas St.	61 47					143	A	Oklahoma St.	71 75				
25	N	BYU	58 61	32	H	Kansas St.	72 75					143	H	Oklahoma St.	69 55				
												147 H Montana St. 71 49							
												150 A Kansas 76 66							
												150 H Kansas 58 53							
												154 A Oklahoma 76 63							
												154 H Oklahoma 86 71							
												160 H Southern U. 69 40							
												181 H Sam Houston St. 72 59							
												207 A San Diego St. 81 64							
												231 H SMU 65 63							
												237 A Ole Miss 55 50							
												291 H Army West Point 63 38							
												329 H Mississippi Val. 96 47							
												350 H Alcorn 88 31							
LAST 12 Division I GAMES:																			
				28 N Texas 64 66				11 H Iowa St. 76 69											
				28 H Texas 48 62				2 A Baylor 71 89											
				154 A Oklahoma 76 63				140 A Texas Tech 70 63											
				150 A Kansas 76 66				143 H Oklahoma St. 69 55											
				32 H Kansas St. 72 75				32 A Kansas St. 61 47											
				79 A West Virginia 65 79				150 H Kansas 58 53											

Non-Div I Games:

TCU

■ Loss,
■ Non-Conf,
■ S Site,
■ Home
■ A Away
N Neutral

Average RPI Win:	224	WON-LOST	WINNING	LAST 10	STRENGTH OF	OPP. STRENGTH	TEAM	ADJ.	CONF.	ADJ CONF.
Average RPI Loss:	98	RECORD	PCT. RANK	GAMES	SCHEDULE	OF SCHEDULE	RPI	RPI	RPI	RPI
DIV. I ONLY	11- 19	242	0- 1	82	85	166	166	9	9	
DIV. I NON-CONF.	4- 9	252	0- 0	125	90	195	195	9	9	
TOTALS	RPI 1-25	RPI 26-50	W-L RECORDS	RPI 51-100	RPI 101-999	RPI 150+				
11- 19	0- 6	0- 0	OVERALL	1- 4	10- 9	9- 5				
7- 4	0- 1	0- 0	HOME	1- 0	6- 3	5- 2				
4- 13	0- 5	0- 0	AWAY	0- 3	4- 5	4- 2				
0- 2	0- 0	0- 0	NEUTRAL	0- 1	0- 1	0- 1				
4- 9	0- 3	0- 0	NON-CONFERENCE	0- 3	4- 3	4- 1				
3- 0	0- 0	0- 0	HOME	0- 0	3- 0	3- 0				
1- 8	0- 3	0- 0	AWAY	0- 2	1- 3	1- 1				
0- 1	0- 0	0- 0	NEUTRAL	0- 1	0- 0	0- 0				
7- 10	0- 3	0- 0	CONFERENCE	1- 1	6- 6	5- 4				
4- 4	0- 1	0- 0	HOME	1- 0	3- 3	2- 2				
3- 5	0- 2	0- 0	AWAY	0- 1	3- 2	3- 1				
0- 1	0- 0	0- 0	NEUTRAL	0- 0	0- 1	0- 1				

RPI	S	Opponent	Score	RPI	S	Opponent	Score	RPI	S	Opponent	Score	RPI	S	Opponent	Score
6	A	UConn	74 109					57	A	Villanova	68 76	110	A	Houston	65 78
6	H	UConn	67 88					59	A	Penn	62 71	110	H	Houston	76 65
15	A	UCF	54 62					77	A	Cincinnati	52 72	114	H	South Fla.	53 63
18	A	South Carolina	60 88					77	H	Cincinnati	78 70	117	A	Marist	68 74
19	A	Miami (FL)	61 73					82	N	Radford	50 56	136	A	Duquesne	53 54
20	A	DePaul	88 102									155	A	Tulsa	75 61
												155	H	Tulsa	61 64
												169	H	Tulane	57 66
												193	H	East Carolina	84 62
												231	A	SMU	52 53
												232	A	Memphis	84 53
												232	N	Memphis	58 59
												235	A	Saint Joseph's	58 52
												237	A	Ole Miss	55 62
												259	A	Wichita St.	65 40
												259	H	Wichita St.	68 52
												283	H	La Salle	75 47
												324	H	Iona	59 39
												340	H	Delaware St.	75 61
LAST 12 Division I GAMES:															
232	N	Memphis	58 59	77	H	Cincinnati	78 70								
232	A	Memphis	84 53	6	A	UConn	74 109								
259	H	Wichita St.	68 52	110	H	Houston	76 65								
155	H	Tulsa	61 64	259	A	Wichita St.	65 40								
15	A	UCF	54 62	155	A	Tulsa	75 61								
231	A	SMU	52 53	193	H	East Carolina	84 62								

Non-Div I Games:

Temple

Loss, Non-Conf, S Site, H Home A Away N Neutral

Tennessee

Through Games Of March 15, 2019

Average RPI Win:	151	WON-LOST	WINNING	LAST 10	STRENGTH OF	OPP. STRENGTH	TEAM	ADJ.	CONF.	ADJ CONF.
Average RPI Loss:	54	RECORD	PCT. RANK	GAMES	SCHEDULE	OF SCHEDULE	RPI	RPI	RPI	RPI
DIV. I ONLY	19- 12	109	1- 0	31	46	61	61	5	5	
DIV. I NON-CONF.	11- 2	32	0- 0	61	68	29	29	5	5	
TOTALS	RPI 1-25	RPI 26-50	W-L RECORDS	RPI 51-100	RPI 101-999	RPI 150+				
19- 12	0- 7	6- 1	OVERALL	3- 1	10- 3	9- 2				
10- 7	0- 4	2- 1	HOME	1- 1	7- 1	7- 1				
6- 4	0- 2	3- 0	AWAY	0- 0	3- 2	2- 1				
3- 1	0- 1	1- 0	NEUTRAL	2- 0	0- 0	0- 0				
11- 2	0- 2	3- 0	NON-CONFERENCE	1- 0	7- 0	6- 0				
7- 2	0- 2	1- 0	HOME	0- 0	6- 0	6- 0				
2- 0	0- 0	1- 0	AWAY	0- 0	1- 0	0- 0				
2- 0	0- 0	1- 0	NEUTRAL	1- 0	0- 0	0- 0				
8- 10	0- 5	3- 1	CONFERENCE	2- 1	3- 3	3- 2				
3- 5	0- 2	1- 1	HOME	1- 1	1- 1	1- 1				
4- 4	0- 2	2- 0	AWAY	0- 0	2- 2	2- 1				
1- 1	0- 1	0- 0	NEUTRAL	1- 0	0- 0	0- 0				

RPI	S	Opponent	Score	RPI	S	Opponent	Score	RPI	S	Opponent	Score	RPI	S	Opponent	Score
1	H	Notre Dame	62 77	28	A	Texas	88 82	66	H	Arkansas	79 80	111	A	Georgia	62 66
4	H	Stanford	85 95	30	A	Missouri	62 60	87	H	LSU	74 65	143	A	Oklahoma St.	76 63
8	A	Mississippi St.	63 91	30	H	Missouri	64 66	87	N	LSU	69 66	156	A	Alabama	65 86
8	N	Mississippi St.	68 83	45	H	Belmont	84 76	99	N	UAB	73 69	174	H	UNC Asheville	73 46
16	A	Texas A&M	62 79	48	A	Auburn	78 69					209	H	Stetson	65 55
18	H	South Carolina	67 82	48	H	Auburn	73 62					210	A	Vanderbilt	82 65
22	H	Kentucky	71 73	50	N	Clemson	78 66					210	H	Vanderbilt	69 76
												212	H	Florida	67 50
												237	A	Ole Miss	81 56
												241	H	ETSU	80 61
												263	H	Murray St.	98 77
												315	H	Presbyterian	97 49
												346	H	Florida A&M	96 31
LAST 12 Division I GAMES:															
		87 N LSU	69 66			16 A Texas A&M	62 79								
		8 N Mississippi St.	68 83			30 A Missouri	62 60								
		99 N UAB	73 69			48 H Auburn	73 62								
		237 A Ole Miss	81 56			8 A Mississippi St.	63 91								
		210 H Vanderbilt	69 76			210 A Vanderbilt	82 65								
		18 H South Carolina	67 82			212 H Florida	67 50								

Non-Div I Games:

Tennessee

■ Loss,
■ Non-Conf,
■ S Site,
■ H Home
■ A Away
N Neutral

Tennessee St.

Through Games Of March 15, 2019

Average RPI Win:	294	WON-LOST	WINNING	LAST 10	STRENGTH OF	OPP. STRENGTH	TEAM	ADJ.	CONF.	ADJ CONF.
Average RPI Loss:	156	RECORD	PCT. RANK	GAMES	SCHEDULE	OF SCHEDULE	RPI	RPI	RPI	RPI
DIV. I ONLY	5- 25	331	0- 1	189	192	304	304	22	22	
DIV. I NON-CONF.	0- 12	336	0- 0	191	63	334	334	23	23	
TOTALS	RPI 1-25	RPI 26-50	W-L RECORDS	RPI 51-100	RPI 101-999	RPI 150+				
5- 25	0- 2	0- 2	OVERALL	0- 3	5- 18	5- 11				
3- 7	0- 0	0- 1	HOME	0- 1	3- 5	3- 2				
2- 15	0- 2	0- 1	AWAY	0- 1	2- 11	2- 8				
0- 3	0- 0	0- 0	NEUTRAL	0- 1	0- 2	0- 1				
0- 12	0- 2	0- 0	NON-CONFERENCE	0- 3	0- 7	0- 6				
0- 1	0- 0	0- 0	HOME	0- 1	0- 0	0- 0				
0- 8	0- 2	0- 0	AWAY	0- 1	0- 5	0- 5				
0- 3	0- 0	0- 0	NEUTRAL	0- 1	0- 2	0- 1				
5- 13	0- 0	0- 2	CONFERENCE	0- 0	5- 11	5- 5				
3- 6	0- 0	0- 1	HOME	0- 0	3- 5	3- 2				
2- 7	0- 0	0- 1	AWAY	0- 0	2- 6	2- 3				
0- 0	0- 0	0- 0	NEUTRAL	0- 0	0- 0	0- 0				

RPI 1-25				RPI 26-50				RPI 51-100				RPI 101+ Team's RPI: 304			
RPI	S	Opponent	Score	RPI	S	Opponent	Score	RPI	S	Opponent	Score	RPI	S	Opponent	Score
3	A	Louisville	52 107	45	A	Belmont	46 80	66	N	Arkansas	55 79	112	A	UT Martin	60 83
20	A	DePaul	73 95	45	H	Belmont	65 89	90	A	Troy	67 92	112	H	UT Martin	61 73
								95	H	South Alabama	56 78	126	N	Pittsburgh	56 78
												129	A	Morehead St.	55 71
												129	H	Morehead St.	62 85
												146	A	Tennessee Tech	65 76
												146	H	Tennessee Tech	59 69
												185	N	Wisconsin	53 58
												210	A	Vanderbilt	63 89
												215	A	Jacksonville St.	73 76
												215	H	Jacksonville St.	52 62
												220	A	Ball St.	51 90
												221	A	Marshall	59 80
												238	H	SIUE	55 66
												245	A	Southeast Mo. St.	57 81
												245	H	Southeast Mo. St.	62 59
												261	A	Austin Peay	47 74
												263	A	Murray St.	65 61
												295	H	Eastern Ill.	70 66
												301	A	Alabama A&M	57 67
												330	A	Lipscomb	62 64
												333	A	Eastern Ky.	57 31
												333	H	Eastern Ky.	60 38
LAST 12 Division I GAMES:															
112	A	UT Martin	60 83	333	A	Eastern Ky.	57 31	129	A	Morehead St.	55 71				
245	A	Southeast Mo. St.	57 81	245	H	Southeast Mo. St.	62 59	112	H	UT Martin	61 73				
295	H	Eastern Ill.	70 66	263	A	Murray St.	65 61	261	A	Austin Peay	47 74				
238	H	SIUE	55 66												
215	A	Jacksonville St.	73 76												
45	H	Belmont	65 89												

Non-Div I Games:

Tennessee St.

■ Loss,
 ■ Non-Conf,
 ■ S Site,
 ■ Home
 ■ A Away
 N Neutral

Tennessee Tech

Through Games Of March 15, 2019

Average RPI Win:	245	WON-LOST	WINNING	LAST 10	STRENGTH OF	OPP. STRENGTH	TEAM	ADJ.	CONF.	ADJ CONF.
Average RPI Loss:	148	RECORD	PCT. RANK	GAMES	SCHEDULE	OF SCHEDULE	RPI	RPI	RPI	RPI
DIV. I ONLY	19- 10	87	1- 1	274	250	146	146	22	22	
DIV. I NON-CONF.	6- 3	91	0- 0	277	210	134	134	23	23	
TOTALS	RPI 1-25	RPI 26-50	W-L RECORDS	RPI 51-100	RPI 101-999	RPI 150+				
19- 10	0- 0	1- 2	OVERALL	1- 1	17- 7	16- 4				
9- 3	0- 0	0- 1	HOME	1- 0	8- 2	8- 1				
9- 5	0- 0	1- 0	AWAY	0- 1	8- 4	7- 3				
1- 2	0- 0	0- 1	NEUTRAL	0- 0	1- 1	1- 0				
6- 3	0- 0	0- 0	NON-CONFERENCE	1- 1	5- 2	5- 1				
3- 0	0- 0	0- 0	HOME	1- 0	2- 0	2- 0				
3- 2	0- 0	0- 0	AWAY	0- 1	3- 1	3- 1				
0- 1	0- 0	0- 0	NEUTRAL	0- 0	0- 1	0- 0				
13- 7	0- 0	1- 2	CONFERENCE	0- 0	12- 5	11- 3				
6- 3	0- 0	0- 1	HOME	0- 0	6- 2	6- 1				
6- 3	0- 0	1- 0	AWAY	0- 0	5- 3	4- 2				
1- 1	0- 0	0- 1	NEUTRAL	0- 0	1- 0	1- 0				

RPI S	Opponent	Score	RPI S	Opponent	Score	RPI S	Opponent	Score	RPI S	Opponent	Score	Team's RPI: 146
45	A Belmont	77 72	45	H Belmont	67 99	63	H Middle Tenn.	68 64	108	N Old Dominion	73 80	
45	H Belmont		45	N Belmont	48 62	66	A Arkansas	42 65	112	A UT Martin	80 76	
									129	A Morehead St.	56 77	
									129	H Morehead St.	70 73	
									174	H UNC Asheville	60 53	
									215	A Jacksonville St.	66 49	
									215	H Jacksonville St.	62 59	
									217	A Xavier	60 70	
									238	A SIUE	61 63	
									238	H SIUE	79 55	
									245	A Southeast Mo. St.	53 62	
									259	A Wichita St.	55 45	
									261	H Austin Peay	65 72	
									261	N Austin Peay	68 57	
									263	H Murray St.	74 65	
									280	A Charleston So.	77 55	
									295	A Eastern Ill.	68 51	
									295	H Eastern Ill.	99 88	
									304	A Tennessee St.	69 59	
									304	H Tennessee St.	76 65	
									330	A Lipscomb	67 52	
									333	A Eastern Ky.	81 68	
									333	H Eastern Ky.	77 57	
									341	H Western Caro.	77 58	
LAST 12 Division I GAMES:												
261	N Austin Peay	68 57	45	H Belmont	67 99	215	H Jacksonville St.	62 59	112	A UT Martin	80 76	
45	N Belmont	48 62	295	A Eastern Ill.	68 51	245	A Southeast Mo. St.	53 62	263	H Murray St.	74 65	
238	A SIUE	61 63	129	H Morehead St.	70 73	261	H Austin Peay	65 72				
333	H Eastern Ky.	77 57										

Non-Div I Games: Tenn. Wesleyan 100 58 Cumberland (TN) 88 55

Tennessee Tech

Loss, Non-Conf, S Site, H Home A Away N Neutral

Average RPI Win:	142	WON-LOST	WINNING	LAST 10	STRENGTH OF	OPP. STRENGTH	TEAM	ADJ.	CONF.	ADJ CONF.
Average RPI Loss:	26	RECORD	PCT. RANK	GAMES	SCHEDULE	OF SCHEDULE	RPI	RPI	RPI	RPI
DIV. I ONLY	23- 9	53	0- 1	23	35	28	28	3	3	
DIV. I NON-CONF.	10- 2	37	0- 0	80	171	43	43	3	3	
TOTALS	RPI 1-25	RPI 26-50	W-L RECORDS	RPI 51-100	RPI 101-999	RPI 150+				
23- 9	1- 5	2- 2	OVERALL	5- 2	15- 0	8- 0				
10- 6	0- 3	0- 1	HOME	1- 2	9- 0	5- 0				
9- 2	1- 1	0- 1	AWAY	2- 0	6- 0	3- 0				
4- 1	0- 1	2- 0	NEUTRAL	2- 0	0- 0	0- 0				
10- 2	0- 1	2- 0	NON-CONFERENCE	1- 1	7- 0	6- 0				
5- 2	0- 1	0- 0	HOME	0- 1	5- 0	4- 0				
2- 0	0- 0	0- 0	AWAY	0- 0	2- 0	2- 0				
3- 0	0- 0	2- 0	NEUTRAL	1- 0	0- 0	0- 0				
13- 7	1- 4	0- 2	CONFERENCE	4- 1	8- 0	2- 0				
5- 4	0- 2	0- 1	HOME	1- 1	4- 0	1- 0				
7- 2	1- 1	0- 1	AWAY	2- 0	4- 0	1- 0				
1- 1	0- 1	0- 0	NEUTRAL	1- 0	0- 0	0- 0				

RPI	S	Opponent	Score	RPI	S	Opponent	Score	Team's RPI: 28	RPI	S	Opponent	Score	RPI	S	Opponent	Score
2	A	Baylor	35 64	32	A	Kansas St.	69 87		60	A	TCU	62 48	136	H	Duquesne	78 41
2	H	Baylor	68 74	32	H	Kansas St.	60 69		60	H	TCU	73 67	140	A	Texas Tech	78 71
8	H	Mississippi St.	49 67	39	N	Quinnipiac	56 55		60	N	TCU	66 64	140	H	Texas Tech	81 57
11	A	Iowa St.	64 62	46	N	Michigan	69 52		61	H	Tennessee	82 88	143	A	Oklahoma St.	61 55
11	H	Iowa St.	73 82						79	A	West Virginia	70 58	143	H	Oklahoma St.	60 51
11	N	Iowa St.	69 75						79	H	West Virginia	58 64	150	A	Kansas	91 73
									81	N	Fordham	72 54	150	H	Kansas	62 43
													154	A	Oklahoma	76 67
													154	H	Oklahoma	73 63
													176	A	North Texas	64 54
													209	H	Stetson	65 46
													214	A	UTRGV	81 66
													302	H	UTSA	98 54
													312	H	McNeese	96 40
													316	H	Northwestern St.	104 66
LAST 12 Division I GAMES:																
11	N	Iowa St.	69 75	2	A	Baylor	35 64									
60	N	TCU	66 64	140	H	Texas Tech	81 57									
81	N	Fordham	72 54	32	H	Kansas St.	60 69									
46	N	Michigan	69 52	143	A	Oklahoma St.	61 55									
60	A	TCU	62 48	150	A	Kansas	91 73									
11	H	Iowa St.	73 82	2	H	Baylor	68 74									

Non-Div I Games:

Texas

■ Loss,
 ■ Non-Conf,
 ■ S Site,
 ■ Home
 ■ A Away
 N Neutral

Average RPI Win:	127	WON-LOST	WINNING	LAST 10	STRENGTH OF	OPP. STRENGTH	TEAM	ADJ.	CONF.	ADJ CONF.
Average RPI Loss:	39	RECORD	PCT. RANK	GAMES	SCHEDULE	OF SCHEDULE	RPI	RPI	RPI	RPI
DIV. I ONLY	24- 7	39	1- 0	25	58	16	16	5	5	
DIV. I NON-CONF.	11- 2	32	0- 0	28	109	17	17	5	5	
TOTALS	RPI 1-25	RPI 26-50	W-L RECORDS	RPI 51-100	RPI 101-999	RPI 150+				
24- 7	3- 3	3- 1	OVERALL	5- 3	13- 0	11- 0				
13- 3	1- 2	1- 0	HOME	4- 1	7- 0	7- 0				
8- 3	1- 1	1- 1	AWAY	1- 1	5- 0	3- 0				
3- 1	1- 0	1- 0	NEUTRAL	0- 1	1- 0	1- 0				
11- 2	1- 1	1- 0	NON-CONFERENCE	2- 1	7- 0	6- 0				
7- 1	0- 0	1- 0	HOME	1- 1	5- 0	5- 0				
2- 1	0- 1	0- 0	AWAY	1- 0	1- 0	0- 0				
2- 0	1- 0	0- 0	NEUTRAL	0- 0	1- 0	1- 0				
13- 5	2- 2	2- 1	CONFERENCE	3- 2	6- 0	5- 0				
6- 2	1- 2	0- 0	HOME	3- 0	2- 0	2- 0				
6- 2	1- 0	1- 1	AWAY	0- 1	4- 0	3- 0				
1- 1	0- 0	1- 0	NEUTRAL	0- 1	0- 0	0- 0				

RPI 1-25				Team's RPI: 16	RPI 26-50				RPI 51-100				RPI 101+			
RPI	S	Opponent	Score		RPI	S	Opponent	Score	RPI	S	Opponent	Score	RPI	S	Opponent	Score
8	H	Mississippi St.	64 92		30	A	Missouri	65 70	51	H	Lamar University	68 74	110	A	Houston	68 52
10	A	Syracuse	65 75		34	H	Rice	65 54	53	H	Southern California	71 51	111	A	Georgia	76 66
18	H	South Carolina	57 60		48	A	Auburn	69 67	61	H	Tennessee	79 62	156	H	Alabama	70 43
22	A	Kentucky	62 55		48	N	Auburn	64 62	66	H	Arkansas	66 53	158	N	UC Riverside	70 63
22	H	Kentucky	73 71						66	N	Arkansas	51 58	188	H	Prairie View	70 57
24	N	Oregon St.	76 70						69	A	Little Rock	61 40	189	H	Arkansas St.	97 56
									87	A	LSU	52 63	210	A	Vanderbilt	50 43
									87	H	LSU	59 55	210	H	Vanderbilt	69 53
													212	A	Florida	80 62
													214	H	UTRGV	84 61
													233	H	Jacksonville	73 53
													237	A	Ole Miss	72 60
													277	H	Central Ark.	84 27
LAST 12 Division I GAMES:																
48	N	Auburn	64 62		8	H	Mississippi St.	64 92								
66	N	Arkansas	51 58		87	H	LSU	59 55								
66	H	Arkansas	66 53		30	A	Missouri	65 70								
22	A	Kentucky	62 55		237	A	Ole Miss	72 60								
212	A	Florida	80 62		210	H	Vanderbilt	69 53								
61	H	Tennessee	79 62		22	H	Kentucky	73 71								

Non-Div I Games:

Texas A&M

■ Loss,
■ Non-Conf, S Site,
■ Home
■ Away
N Neutral

Average RPI Win:	289	WON-LOST	WINNING	LAST 10	STRENGTH OF	OPP. STRENGTH	TEAM	ADJ.	CONF.	ADJ CONF.
Average RPI Loss:	170	RECORD	PCT. RANK	GAMES	SCHEDULE	OF SCHEDULE	RPI	RPI	RPI	RPI
DIV. I ONLY	13- 15	198	0- 1	287	338	226	226	29	29	
DIV. I NON-CONF.	2- 7	288	0- 0	44	293	166	166	28	28	
TOTALS	RPI 1-25	RPI 26-50	W-L RECORDS	RPI 51-100	RPI 101-999	RPI 150+				
13- 15	0- 0	0- 2	OVERALL	0- 1	13- 12	13- 10				
6- 3	0- 0	0- 0	HOME	0- 0	6- 3	6- 3				
7- 10	0- 0	0- 2	AWAY	0- 1	7- 7	7- 6				
0- 2	0- 0	0- 0	NEUTRAL	0- 0	0- 2	0- 1				
2- 7	0- 0	0- 2	NON-CONFERENCE	0- 1	2- 4	2- 2				
0- 0	0- 0	0- 0	HOME	0- 0	0- 0	0- 0				
2- 5	0- 0	0- 2	AWAY	0- 1	2- 2	2- 1				
0- 2	0- 0	0- 0	NEUTRAL	0- 0	0- 2	0- 1				
11- 8	0- 0	0- 0	CONFERENCE	0- 0	11- 8	11- 8				
6- 3	0- 0	0- 0	HOME	0- 0	6- 3	6- 3				
5- 5	0- 0	0- 0	AWAY	0- 0	5- 5	5- 5				
0- 0	0- 0	0- 0	NEUTRAL	0- 0	0- 0	0- 0				

RPI 1-25			RPI 26-50			RPI 51-100			RPI 101+ Team's RPI: 226		
RPI	S	Opponent	Score	RPI	S	Opponent	Score	RPI	S	Opponent	Score
				34	A	Rice	71 76	64	A	SFA	55 74
				43	A	Michigan St.	45 91				
LAST 12 Division I GAMES:											
206	A	Grambling	61 72	349	H	Ark.-Pine Bluff	62 49	140	A	Texas Tech	55 75
160	H	Southern U.	49 60	240	A	Jackson St.	64 73	142	N	Abilene Christian	39 81
350	H	Alcorn	66 51	206	A	Grambling	55 72	160	A	Southern U.	61 63
301	A	Alabama A&M	56 45	188	H	Prairie View	73 67	160	H	Southern U.	49 60
269	A	Alabama St.	51 44	301	H	Prairie View	73 67	165	N	Nicholls St.	57 58
329	H	Mississippi Val.	73 45	301	H	Alabama A&M	53 45	169	A	Tulane	56 62
				269	H	Alabama St.	51 58	188	A	Prairie View	52 44
				301	A	Alabama A&M	56 45	188	H	Prairie View	73 67
				301	H	Alabama A&M	53 45	206	A	Grambling	55 72
				329	A	Mississippi Val.	68 50	206	A	Grambling	61 72
				329	H	Mississippi Val.	73 45	206	H	Grambling	67 75
				345	A	Savannah St.	65 41	214	A	UTRGV	69 55
				349	A	Ark.-Pine Bluff	59 58	240	A	Jackson St.	64 73
				349	H	Ark.-Pine Bluff	62 49	240	H	Jackson St.	76 67
				350	A	Alcorn	52 53	269	A	Alabama St.	51 44
				350	H	Alcorn	66 51	269	H	Alabama St.	51 58

Non-Div I Games: Huston-Tillotson 72 36 Paul Quinn 83 54

Texas Southern

Loss, Non-Conf, S Site, H Home A Away N Neutral

Average RPI Win:	203	WON-LOST	WINNING	LAST 10	STRENGTH OF	OPP. STRENGTH	TEAM	ADJ.	CONF.	ADJ CONF.
Average RPI Loss:	119	RECORD	PCT. RANK	GAMES	SCHEDULE	OF SCHEDULE	RPI	RPI	RPI	RPI
DIV. I ONLY	12- 17	222	0- 1	94	139	163	163	12	12	
DIV. I NON-CONF.	3- 7	256	0- 0	109	145	194	194	14	14	
TOTALS	RPI 1-25	RPI 26-50	W-L RECORDS	RPI 51-100	RPI 101-999	RPI 150+				
12- 17	0- 0	0- 2	OVERALL	2- 6	10- 9	9- 4				
5- 7	0- 0	0- 0	HOME	2- 2	3- 5	3- 2				
7- 8	0- 0	0- 1	AWAY	0- 3	7- 4	6- 2				
0- 2	0- 0	0- 1	NEUTRAL	0- 1	0- 0	0- 0				
3- 7	0- 0	0- 2	NON-CONFERENCE	0- 1	3- 4	3- 2				
1- 2	0- 0	0- 0	HOME	0- 0	1- 2	1- 1				
2- 4	0- 0	0- 1	AWAY	0- 1	2- 2	2- 1				
0- 1	0- 0	0- 1	NEUTRAL	0- 0	0- 0	0- 0				
9- 10	0- 0	0- 0	CONFERENCE	2- 5	7- 5	6- 2				
4- 5	0- 0	0- 0	HOME	2- 2	2- 3	2- 1				
5- 4	0- 0	0- 0	AWAY	0- 2	5- 2	4- 1				
0- 1	0- 0	0- 0	NEUTRAL	0- 1	0- 0	0- 0				

RPI S	Opponent	Score	RPI S	Opponent	Score	RPI S	Opponent	Score	RPI S	Opponent	Score	Team's RPI: 163
30	A Missouri	50 69	49	N Saint Mary's (CA)	62 89	56	A New Mexico	51 82	127	A Appalachian St.	56 77	
						69	A Little Rock	47 62	127	H Appalachian St.	49 62	
						69	H Little Rock	50 48	143	A Oklahoma St.	55 66	
						76	A UT Arlington	53 68	144	A Georgia St.	69 60	
						76	H UT Arlington	41 44	144	H Georgia St.	34 57	
						90	H Troy	63 82	147	H Montana St.	59 67	
						95	H South Alabama	77 45	159	H Oral Roberts	64 81	
						95	N South Alabama	67 68	165	H Nicholls St.	72 67	
									169	A Tulane	61 67	
									179	A Coastal Caro.	70 77	
									179	H Coastal Caro.	73 58	
									189	A Arkansas St.	85 62	
									189	H Arkansas St.	68 54	
									251	A A&M-Corpus Christi	60 53	
									268	A Louisiana	71 65	
									287	A Ga. Southern	64 52	
									287	H Ga. Southern	55 65	
									300	A La.-Monroe	62 51	
									302	A UTSA	68 60	
LAST 12 Division I GAMES:												
95	N South Alabama	67 68	90	H Troy	63 82							
169	A Tulane	61 67	268	A Louisiana	71 65							
147	H Montana St.	59 67	300	A La.-Monroe	62 51							
165	H Nicholls St.	72 67	69	H Little Rock	50 48							
76	H UT Arlington	41 44	189	H Arkansas St.	68 54							
95	H South Alabama	77 45	179	A Coastal Caro.	70 77							

Non-Div I Games: UNKNOWN 92 39 Tex. A&M Int'l 89 25

Texas St.

Loss, Non-Conf, S Site, H Home A Away N Neutral

Average RPI Win:	192	WON-LOST	WINNING	LAST 10	STRENGTH OF	OPP. STRENGTH	TEAM	ADJ.	CONF.	ADJ CONF.
Average RPI Loss:	60	RECORD	PCT. RANK	GAMES	SCHEDULE	OF SCHEDULE	RPI	RPI	RPI	RPI
DIV. I ONLY	14- 17	203	1- 0	53	52	140	140	3	3	
DIV. I NON-CONF.	9- 2	43	0- 0	196	319	94	94	3	3	
TOTALS	RPI 1-25	RPI 26-50	W-L RECORDS	RPI 51-100	RPI 101-999	RPI 150+				
14- 17	0- 5	0- 4	OVERALL	1- 5	13- 3	9- 2				
11- 7	0- 2	0- 2	HOME	1- 3	10- 0	7- 0				
2- 9	0- 2	0- 2	AWAY	0- 2	2- 3	1- 2				
1- 1	0- 1	0- 0	NEUTRAL	0- 0	1- 0	1- 0				
9- 2	0- 0	0- 0	NON-CONFERENCE	1- 1	8- 1	7- 1				
8- 1	0- 0	0- 0	HOME	1- 1	7- 0	6- 0				
1- 1	0- 0	0- 0	AWAY	0- 0	1- 1	1- 1				
0- 0	0- 0	0- 0	NEUTRAL	0- 0	0- 0	0- 0				
5- 15	0- 5	0- 4	CONFERENCE	0- 4	5- 2	2- 1				
3- 6	0- 2	0- 2	HOME	0- 2	3- 0	1- 0				
1- 8	0- 2	0- 2	AWAY	0- 2	1- 2	0- 1				
1- 1	0- 1	0- 0	NEUTRAL	0- 0	1- 0	1- 0				

RPI 1-25				RPI 26-50				RPI 51-100				RPI 101+ Team's RPI: 140			
RPI	S	Opponent	Score	RPI	S	Opponent	Score	RPI	S	Opponent	Score	RPI	S	Opponent	Score
2	A	Baylor	37 96	28	A	Texas	57 81	60	A	TCU	70 78	142	H	Abilene Christian	105 54
2	H	Baylor	56 73	28	H	Texas	71 78	60	H	TCU	63 70	143	A	Oklahoma St.	57 65
2	N	Baylor	61 100	32	A	Kansas St.	67 75	64	H	SFA	77 69	143	H	Oklahoma St.	90 78
11	A	Iowa St.	66 105	32	H	Kansas St.	62 66	79	A	West Virginia	65 68	150	A	Kansas	75 71
11	H	Iowa St.	62 64					79	H	West Virginia	72 75	150	H	Kansas	69 66
								86	H	Idaho	77 88	154	A	Oklahoma	61 66
												154	H	Oklahoma	88 82
												154	N	Oklahoma	104 84
												160	H	Southern U.	76 58
												212	A	Florida	67 72
												215	H	Jacksonville St.	71 58
												226	H	Texas Southern	75 55
												245	A	Nevada	86 67
												251	H	A&M-Corpus Christi	78 61
												300	H	La.-Monroe	86 42
												332	H	Houston Baptist	82 76
LAST 12 Division I GAMES:															
154	N	Oklahoma	104 84	150	A	Kansas	75 71								
2	N	Baylor	61 100	79	H	West Virginia	72 75								
154	H	Oklahoma	88 82	143	H	Oklahoma St.	90 78								
32	A	Kansas St.	67 75	60	H	TCU	63 70								
11	H	Iowa St.	62 64	2	A	Baylor	37 96								
28	A	Texas	57 81	11	A	Iowa St.	66 105								

Non-Div I Games:

Texas Tech

■ Loss,
 ■ Non-Conf,
 ■ S Site,
 ■ H Home
 ■ A Away
 N Neutral

Average RPI Win:	201	WON-LOST	WINNING	LAST 10	STRENGTH OF	OPP. STRENGTH	TEAM	ADJ.	CONF.	ADJ CONF.
Average RPI Loss:	67	RECORD	PCT. RANK	GAMES	SCHEDULE	OF SCHEDULE	RPI	RPI	RPI	RPI
DIV. I ONLY	20- 11	93	1- 1	112	99	85	85	8	8	
DIV. I NON-CONF.	8- 3	72	0- 0	147	195	67	67	8	8	
<hr/>										
TOTALS	RPI 1-25	RPI 26-50	W-L RECORDS	RPI 51-100	RPI 101-999	RPI 150+				
20- 11	0- 1	3- 5	OVERALL	0- 2	17- 3	14- 1				
12- 3	0- 1	2- 1	HOME	0- 1	10- 0	7- 0				
8- 7	0- 0	1- 3	AWAY	0- 1	7- 3	7- 1				
0- 1	0- 0	0- 1	NEUTRAL	0- 0	0- 0	0- 0				
8- 3	0- 1	1- 0	NON-CONFERENCE	0- 1	7- 1	5- 0				
4- 1	0- 1	0- 0	HOME	0- 0	4- 0	2- 0				
4- 2	0- 0	1- 0	AWAY	0- 1	3- 1	3- 0				
0- 0	0- 0	0- 0	NEUTRAL	0- 0	0- 0	0- 0				
12- 8	0- 0	2- 5	CONFERENCE	0- 1	10- 2	9- 1				
8- 2	0- 0	2- 1	HOME	0- 1	6- 0	5- 0				
4- 5	0- 0	0- 3	AWAY	0- 0	4- 2	4- 1				
0- 1	0- 0	0- 1	NEUTRAL	0- 0	0- 0	0- 0				

RPI 1-25				RPI 26-50				RPI 51-100				Team's RPI: 85	RPI 101+			
RPI	S	Opponent	Score	RPI	S	Opponent	Score	RPI	S	Opponent	Score		RPI	S	Opponent	Score
1	H	Notre Dame	56 72	29	H	Ohio	76 50	54	A	Maine	59 73		118	A	Dayton	49 70
				31	A	Central Mich.	45 78	84	H	Kent St.	47 58		125	A	Northern Ill.	52 54
				31	H	Central Mich.	62 59						125	H	Northern Ill.	64 53
				33	A	Buffalo	63 73						136	H	Duquesne	65 52
				44	A	Miami (OH)	64 65						139	H	Stony Brook	80 48
				44	H	Miami (OH)	56 65						162	A	Akron	64 70
				44	N	Miami (OH)	54 72						197	A	Eastern Mich.	70 67
				45	A	Belmont	78 69						197	H	Eastern Mich.	63 43
<hr/>																
LAST 12 Division I GAMES:																
				220	H	Ball St.	67 63	220	A	Ball St.	63 62		218	A	Bowling Green	79 65
				44	N	Miami (OH)	54 72	44	H	Miami (OH)	56 65		218	H	Bowling Green	76 56
				31	A	Central Mich.	45 78	125	A	Northern Ill.	52 54		220	A	Ball St.	63 62
				197	A	Eastern Mich.	70 67	29	H	Ohio	76 50		220	H	Ball St.	65 58
				125	H	Northern Ill.	64 53	197	H	Eastern Mich.	63 43		220	H	Ball St.	67 63
				270	H	Western Mich.	73 63	33	A	Buffalo	63 73		232	A	Memphis	58 48
													270	A	Western Mich.	80 57
													270	H	Western Mich.	73 63
													284	A	Cleveland St.	65 60
													303	A	Valparaiso	65 59
													324	H	Iona	84 38
													336	H	Detroit Mercy	77 60

Non-Div I Games:

Toledo

■ Loss,
 ■ Non-Conf,
 S Site,
 ■ Home
 ■ Away
 N Neutral

Average RPI Win: 210	WON-LOST	WINNING	LAST 10	STRENGTH OF	OPP. STRENGTH	TEAM	ADJ.	CONF.	ADJ CONF.
Average RPI Loss: 111	RECORD	PCT. RANK	GAMES	SCHEDULE	OF SCHEDULE	RPI	RPI	RPI	RPI
DIV. I ONLY	19- 12	109	1- 0	204	107	122	122	10	10
DIV. I NON-CONF.	6- 5	143	0- 0	297	126	163	163	10	10
TOTALS	RPI 1-25	RPI 26-50	W-L RECORDS	RPI 51-100	RPI 101-999	RPI 150+			
19- 12	0- 1	0- 2	OVERALL	2- 3	17- 6	14- 3			
8- 4	0- 0	0- 1	HOME	1- 1	7- 2	6- 1			
10- 8	0- 1	0- 1	AWAY	1- 2	9- 4	7- 2			
1- 0	0- 0	0- 0	NEUTRAL	0- 0	1- 0	1- 0			
6- 5	0- 1	0- 0	NON-CONFERENCE	0- 1	6- 3	6- 2			
3- 0	0- 0	0- 0	HOME	0- 0	3- 0	3- 0			
3- 5	0- 1	0- 0	AWAY	0- 1	3- 3	3- 2			
0- 0	0- 0	0- 0	NEUTRAL	0- 0	0- 0	0- 0			
13- 7	0- 0	0- 2	CONFERENCE	2- 2	11- 3	8- 1			
5- 4	0- 0	0- 1	HOME	1- 1	4- 2	3- 1			
7- 3	0- 0	0- 1	AWAY	1- 1	6- 1	4- 0			
1- 0	0- 0	0- 0	NEUTRAL	0- 0	1- 0	1- 0			

RPI	S	Opponent	Score	RPI	S	Opponent	Score	RPI	S	Opponent	Score	RPI	S	Opponent	Score	Team's RPI: 122
10	A	Syracuse	55 98	36	A	James Madison	59 71	55	A	Drexel	55 54	123	A	UNCW	73 77	
				36	H	James Madison	56 63	55	H	Drexel	44 77	123	H	UNCW	82 61	
								79	A	West Virginia	43 90	138	A	Delaware	56 48	
								97	A	Northeastern	68 77	138	A	Delaware	59 49	
								97	H	Northeastern	88 83	138	H	Delaware	57 70	
												148	A	Wake Forest	53 60	
												161	A	William & Mary	82 75	
												161	H	William & Mary	69 80	
												204	H	Massachusetts	78 53	
												219	A	George Washington	63 76	
												221	A	Marshall	76 69	
												224	A	Mt. St. Mary's	78 87	
												230	A	Hofstra	68 56	
												230	H	Hofstra	92 68	
												230	N	Hofstra	69 48	
												235	A	Saint Joseph's	73 52	
												239	A	Elon	59 50	
												239	H	Elon	59 58	
												267	H	Loyola Maryland	62 57	
												283	H	La Salle	92 68	
												296	A	Col. of Charleston	77 61	
												296	H	Col. of Charleston	87 61	
												305	A	UMBC	71 62	
LAST 12 Division I GAMES:																
138	A	Delaware	59 49	161	A	William & Mary	82 75									
230	N	Hofstra	69 48	296	H	Col. of Charleston	87 61									
55	H	Drexel	44 77	123	H	UNCW	82 61									
138	H	Delaware	57 70	97	A	Northeastern	68 77									
36	H	James Madison	56 63	230	A	Hofstra	68 56									
239	A	Elon	59 50	36	A	James Madison	59 71									

Non-Div I Games:

Towson

■ Loss,
 ■ Non-Conf, S Site,
 ■ Home
 ■ Away
 N Neutral

Average RPI Win:	215	WON-LOST	WINNING	LAST 10	STRENGTH OF	OPP. STRENGTH	TEAM	ADJ.	CONF.	ADJ CONF.
Average RPI Loss:	88	RECORD	PCT. RANK	GAMES	SCHEDULE	OF SCHEDULE	RPI	RPI	RPI	RPI
DIV. I ONLY	21- 8	52	0- 1	198	148	90	90	12	12	
DIV. I NON-CONF.	8- 2	52	0- 0	301	209	122	122	14	14	
TOTALS	RPI 1-25	RPI 26-50	W-L RECORDS	RPI 51-100	RPI 101-999	RPI 150+				
21- 8	0- 1	0- 0	OVERALL	2- 5	19- 2	17- 0				
11- 2	0- 0	0- 0	HOME	2- 1	9- 1	8- 0				
8- 5	0- 1	0- 0	AWAY	0- 3	8- 1	7- 0				
2- 1	0- 0	0- 0	NEUTRAL	0- 1	2- 0	2- 0				
8- 2	0- 1	0- 0	NON-CONFERENCE	0- 1	8- 0	8- 0				
3- 1	0- 0	0- 0	HOME	0- 1	3- 0	3- 0				
3- 1	0- 1	0- 0	AWAY	0- 0	3- 0	3- 0				
2- 0	0- 0	0- 0	NEUTRAL	0- 0	2- 0	2- 0				
13- 6	0- 0	0- 0	CONFERENCE	2- 4	11- 2	9- 0				
8- 1	0- 0	0- 0	HOME	2- 0	6- 1	5- 0				
5- 4	0- 0	0- 0	AWAY	0- 3	5- 1	4- 0				
0- 1	0- 0	0- 0	NEUTRAL	0- 1	0- 0	0- 0				

RPI 1-25				RPI 26-50				RPI 51-100				Team's RPI: 90	RPI 101+			
RPI	S	Opponent	Score	RPI	S	Opponent	Score	RPI	S	Opponent	Score		RPI	S	Opponent	Score
21	A	Florida St.	67 103					63	H	Middle Tenn.	64 67		127	A	Appalachian St.	83 72
								69	A	Little Rock	72 76		127	H	Appalachian St.	95 66
								69	H	Little Rock	71 66		144	A	Georgia St.	80 84
								76	A	UT Arlington	65 88		144	H	Georgia St.	70 85
								95	A	South Alabama	77 80		163	A	Texas St.	82 63
								95	H	South Alabama	66 58		179	A	Coastal Caro.	82 81
								95	N	South Alabama	74 87		179	H	Coastal Caro.	89 76
													181	N	Sam Houston St.	84 79
													189	A	Arkansas St.	100 89
													189	H	Arkansas St.	87 79
													215	A	Jacksonville St.	89 63
													237	A	Ole Miss	71 54
													241	A	ETSU	84 66
													268	H	Louisiana	90 64
													269	H	Alabama St.	116 46
													287	A	Ga. Southern	97 81
													287	H	Ga. Southern	100 78
													290	H	Samford	72 52
													300	H	La.-Monroe	78 56
													304	H	Tennessee St.	92 67
													329	N	Mississippi Val.	75 54
LAST 12 Division I GAMES:																
				95	N	South Alabama	74 87	287	H	Ga. Southern	100 78					
				179	H	Coastal Caro.	89 76	144	H	Georgia St.	70 85					
				127	H	Appalachian St.	95 66	189	A	Arkansas St.	100 89					
				76	A	UT Arlington	65 88	69	A	Little Rock	72 76					
				163	A	Texas St.	82 63	95	A	South Alabama	77 80					
				95	H	South Alabama	66 58	268	H	Louisiana	90 64					

Non-Div I Games: Talladega 91 70

Troy

Tulane

Through Games Of March 15, 2019

Average RPI Win:	185	WON-LOST	WINNING	LAST 10	STRENGTH OF	OPP. STRENGTH	TEAM	ADJ.	CONF.	ADJ CONF.
Average RPI Loss:	128	RECORD	PCT. RANK	GAMES	SCHEDULE	OF SCHEDULE	RPI	RPI	RPI	RPI
DIV. I ONLY	15- 15	168	0- 1	151	90	169	169	9	9	
DIV. I NON-CONF.	10- 3	59	0- 0	218	124	101	101	9	9	
TOTALS	RPI 1-25	RPI 26-50	W-L RECORDS	RPI 51-100	RPI 101-999	RPI 150+				
15- 15	1- 2	1- 1	OVERALL	1- 1	12- 11	11- 6				
8- 7	1- 1	0- 0	HOME	0- 1	7- 5	6- 3				
4- 6	0- 1	0- 0	AWAY	1- 0	3- 5	3- 3				
3- 2	0- 0	1- 1	NEUTRAL	0- 0	2- 1	2- 0				
10- 3	0- 0	1- 1	NON-CONFERENCE	1- 0	8- 2	7- 1				
6- 1	0- 0	0- 0	HOME	0- 0	6- 1	5- 0				
1- 1	0- 0	0- 0	AWAY	1- 0	0- 1	0- 1				
3- 1	0- 0	1- 1	NEUTRAL	0- 0	2- 0	2- 0				
5- 12	1- 2	0- 0	CONFERENCE	0- 1	4- 9	4- 5				
2- 6	1- 1	0- 0	HOME	0- 1	1- 4	1- 3				
3- 5	0- 1	0- 0	AWAY	0- 0	3- 4	3- 2				
0- 1	0- 0	0- 0	NEUTRAL	0- 0	0- 1	0- 0				

RPI	S	Opponent	Score	RPI	S	Opponent	Score	RPI	S	Opponent	Score	RPI	S	Opponent	Score	Team's RPI: 169
6	H	UConn	33 75	31	N	Central Mich.	68 57	77	H	Cincinnati	65 80	108	H	Old Dominion	48 56	
15	A	UCF	42 52	41	N	California	57 65	87	A	LSU	56 54	110	A	Houston	82 83	
15	H	UCF	61 59									114	A	South Fla.	46 73	
												114	H	South Fla.	45 50	
												114	N	South Fla.	52 61	
												135	H	Washington	63 51	
												155	A	Tulsa	67 72	
												156	A	Alabama	58 69	
												163	H	Texas St.	67 61	
												165	H	Nicholls St.	71 46	
												166	A	Temple	66 57	
												193	A	East Carolina	61 63	
												193	H	East Carolina	68 57	
												195	H	Southern Miss.	71 54	
												226	H	Texas Southern	62 56	
												231	A	SMU	61 43	
												231	H	SMU	60 64	
												232	A	Memphis	62 61	
												232	H	Memphis	59 65	
												259	H	Wichita St.	44 62	
												284	N	Cleveland St.	81 72	
												307	H	Fla. Atlantic	88 45	
												346	N	Florida A&M	78 34	
LAST 12 Division I GAMES:																
114	N	South Fla.	52 61	232	H	Memphis	59 65									
163	H	Texas St.	67 61	15	H	UCF	61 59									
77	H	Cincinnati	65 80	155	A	Tulsa	67 72									
15	A	UCF	42 52	114	H	South Fla.	45 50									
231	H	SMU	60 64	193	A	East Carolina	61 63									
110	A	Houston	82 83	232	A	Memphis	62 61									

Non-Div I Games:

Tulane

■ Loss,
 ■ Non-Conf,
 ■ S Site,
 ■ Home
 ■ A Away
 N Neutral

Average RPI Win:	201	WON-LOST	WINNING	LAST 10	STRENGTH OF	OPP. STRENGTH	TEAM	ADJ.	CONF.	ADJ CONF.
Average RPI Loss:	100	RECORD	PCT. RANK	GAMES	SCHEDULE	OF SCHEDULE	RPI	RPI	RPI	RPI
DIV. I ONLY	13- 18	217	1- 0	73	101	155	155	9	9	
DIV. I NON-CONF.	6- 7	172	0- 0	49	103	115	115	9	9	
TOTALS	RPI 1-25	RPI 26-50	W-L RECORDS	RPI 51-100	RPI 101-999	RPI 150+				
13- 18	0- 4	0- 1	OVERALL	0- 6	13- 7	12- 5				
8- 6	0- 1	0- 0	HOME	0- 3	8- 2	7- 2				
3- 11	0- 2	0- 1	AWAY	0- 3	3- 5	3- 3				
2- 1	0- 1	0- 0	NEUTRAL	0- 0	2- 0	2- 0				
6- 7	0- 1	0- 1	NON-CONFERENCE	0- 4	6- 1	5- 1				
4- 2	0- 0	0- 0	HOME	0- 2	4- 0	3- 0				
1- 5	0- 1	0- 1	AWAY	0- 2	1- 1	1- 1				
1- 0	0- 0	0- 0	NEUTRAL	0- 0	1- 0	1- 0				
7- 11	0- 3	0- 0	CONFERENCE	0- 2	7- 6	7- 4				
4- 4	0- 1	0- 0	HOME	0- 1	4- 2	4- 2				
2- 6	0- 1	0- 0	AWAY	0- 1	2- 4	2- 2				
1- 1	0- 1	0- 0	NEUTRAL	0- 0	1- 0	1- 0				

RPI	S	Opponent	Score	RPI	S	Opponent	Score	RPI	S	Opponent	Score	RPI	S	Opponent	Score	Team's RPI: 155
6	H	UConn	49 68	45	A	Belmont	53 78	64	A	SFA	34 76	110	A	Houston	44 76	
15	A	UCF	44 60					66	H	Arkansas	59 61	114	A	South Fla.	48 59	
15	N	UCF	54 66					69	H	Little Rock	53 63	142	H	Abilene Christian	75 63	
23	A	Arizona St.	52 70					72	A	American	52 68	156	N	Alabama	80 73	
								77	A	Cincinnati	47 74	159	A	Oral Roberts	76 68	
								77	H	Cincinnati	50 70	166	A	Temple	64 61	
												166	H	Temple	61 75	
												169	H	Tulane	72 67	
												183	H	Saint Louis	86 75	
												189	A	Arkansas St.	60 73	
												193	A	East Carolina	75 55	
												193	H	East Carolina	60 64	
												209	H	Stetson	55 54	
												231	H	SMU	49 35	
												232	A	Memphis	56 59	
												232	H	Memphis	46 39	
												258	H	UTEP	66 45	
												259	A	Wichita St.	49 71	
												259	H	Wichita St.	63 49	
												259	N	Wichita St.	61 50	
LAST 12 Division I GAMES:																
259	N	Wichita St.	61 50	6	H	UConn	49 68	77	A	Cincinnati	47 74	114	A	South Fla.	48 59	
15	N	UCF	54 66	169	H	Tulane	72 67	231	H	SMU	49 35	232	A	Memphis	56 59	
23	A	Arizona St.	52 70	232	A	Memphis	56 59									
259	A	Wichita St.	49 71													
193	H	East Carolina	60 64													
166	A	Temple	64 61													

Non-Div I Games:

Tulsa

■ Loss,
 ■ Non-Conf, S Site,
 ■ Home
 ■ Away
 N Neutral

Average RPI Win:	223	WON-LOST	WINNING	LAST 10	STRENGTH OF	OPP. STRENGTH	TEAM	ADJ.	CONF.	ADJ CONF.
Average RPI Loss:	83	RECORD	PCT. RANK	GAMES	SCHEDULE	OF SCHEDULE	RPI	RPI	RPI	RPI
DIV. I ONLY	24- 6	28	0- 1	272	155	99	99	14	14	
DIV. I NON-CONF.	11- 1	13	0- 0	332	266	118	118	17	17	
TOTALS	RPI 1-25	RPI 26-50	W-L RECORDS	RPI 51-100	RPI 101-999	RPI 150+				
24- 6	0- 0	0- 1	OVERALL	3- 3	21- 2	18- 1				
11- 2	0- 0	0- 1	HOME	2- 0	9- 1	8- 1				
10- 2	0- 0	0- 0	AWAY	1- 1	9- 1	8- 0				
3- 2	0- 0	0- 0	NEUTRAL	0- 2	3- 0	2- 0				
11- 1	0- 0	0- 0	NON-CONFERENCE	1- 1	10- 0	9- 0				
5- 0	0- 0	0- 0	HOME	0- 0	5- 0	4- 0				
4- 0	0- 0	0- 0	AWAY	1- 0	3- 0	3- 0				
2- 1	0- 0	0- 0	NEUTRAL	0- 1	2- 0	2- 0				
13- 5	0- 0	0- 1	CONFERENCE	2- 2	11- 2	9- 1				
6- 2	0- 0	0- 1	HOME	2- 0	4- 1	4- 1				
6- 2	0- 0	0- 0	AWAY	0- 1	6- 1	5- 0				
1- 1	0- 0	0- 0	NEUTRAL	0- 1	1- 0	0- 0				

RPI S	Opponent	Score	RPI S	Opponent	Score	RPI S	Opponent	Score	RPI S	Opponent	Score
34	H Rice	43 55	61	N Tennessee	69 73	105	A Charlotte	56 60	105	N Charlotte	70 55
			63	A Middle Tenn.	44 60	108	A Old Dominion	69 61	127	H Appalachian St.	80 61
			63	H Middle Tenn.	77 72	154	N Oklahoma	89 84	172	A Louisiana Tech	95 69
			63	N Middle Tenn.	65 75	172	H Louisiana Tech	68 73	176	H North Texas	70 60
			65	A FGCU	62 60	195	H Southern Miss.	71 60	221	H Marshall	77 59
			96	H Western Ky.	70 63	232	H Memphis	85 54	258	A UTEP	74 48
						258	H UTEP	68 45	269	A Alabama St.	62 47
						290	A Samford	66 41	301	H Alabama A&M	82 47
						302	A UTSA	59 42	307	A Fla. Atlantic	89 64
						312	H McNeese	91 48	313	N Coppin St.	86 61
						321	A FIU	83 59	348	A Chicago St.	90 45
						350	H Alcorn	80 53			
LAST 12 Division I GAMES:											
63	N Middle Tenn.	65 75	96	H Western Ky.	70 63						
105	N Charlotte	70 55	221	H Marshall	77 59						
61	N Tennessee	69 73	105	A Charlotte	56 60						
172	A Louisiana Tech	95 69	108	A Old Dominion	69 61						
258	H UTEP	68 45	63	A Middle Tenn.	44 60						
63	H Middle Tenn.	77 72	34	H Rice	43 55						

Non-Div I Games: Ala.-Huntsville 83 58

UAB

Loss, Non-Conf, S Site, H Home A Away N Neutral

U
C
D
a
v
i
s

U
C
D
a
v
i
s

UC Davis

Page 330

RPI S Opponent Score

RPI	S	Opponent	Score
337	H	Seattle U	76 59

U
C
D
a
v
i
s

U
C
D
a
v
i
s

UC Davis

Average RPI Win:	252	WON-LOST	WINNING	LAST 10	STRENGTH OF	OPP. STRENGTH	TEAM	ADJ.	CONF.	ADJ CONF.
Average RPI Loss:	149	RECORD	PCT. RANK	GAMES	SCHEDULE	OF SCHEDULE	RPI	RPI	RPI	RPI
DIV. I ONLY	19- 11	100	1- 0	302	233	170	170	20	20	
DIV. I NON-CONF.	9- 2	43	0- 0	312	252	129	129	20	20	
TOTALS	RPI 1-25	RPI 26-50	W-L RECORDS	RPI 51-100	RPI 101-999	RPI 150+				
19- 11	0- 1	0- 0	OVERALL	0- 3	19- 7	16- 6				
9- 4	0- 0	0- 0	HOME	0- 1	9- 3	8- 3				
6- 6	0- 1	0- 0	AWAY	0- 1	6- 4	5- 3				
4- 1	0- 0	0- 0	NEUTRAL	0- 1	4- 0	3- 0				
9- 2	0- 1	0- 0	NON-CONFERENCE	0- 0	9- 1	8- 1				
4- 1	0- 0	0- 0	HOME	0- 0	4- 1	4- 1				
3- 1	0- 1	0- 0	AWAY	0- 0	3- 0	2- 0				
2- 0	0- 0	0- 0	NEUTRAL	0- 0	2- 0	2- 0				
10- 9	0- 0	0- 0	CONFERENCE	0- 3	10- 6	8- 5				
5- 3	0- 0	0- 0	HOME	0- 1	5- 2	4- 2				
3- 5	0- 0	0- 0	AWAY	0- 1	3- 4	3- 3				
2- 1	0- 0	0- 0	NEUTRAL	0- 1	2- 0	1- 0				

RPI S	Opponent	Score	RPI S	Opponent	Score	RPI S	Opponent	Score	RPI S	Opponent	Score	Team's RPI: 170
5	A Oregon	69 115				74	A UC Davis	57 80	107	A Portland St.	73 68	
						74	H UC Davis	44 63	149	A CSUN	58 68	
						74	N UC Davis	50 82	149	H CSUN	65 61	
									149	N CSUN	59 57	
									158	A UC Riverside	72 88	
									158	H UC Riverside	65 66	
									187	A Hawaii	53 48	
									187	H Hawaii	68 70	
									190	A Portland	84 69	
									203	H UNLV	57 55	
									207	H San Diego St.	70 78	
									247	N Indiana St.	77 61	
									264	A Cal St. Fullerton	58 67	
									264	H Cal St. Fullerton	65 61	
									271	A Long Beach St.	48 46	
									271	H Long Beach St.	65 60	
									273	H Southern Utah	75 58	
									276	H CSU Bakersfield	85 78	
									289	A UC Santa Barbara	52 71	
									289	H UC Santa Barbara	74 68	
									289	N UC Santa Barbara	53 46	
									298	A San Jose St.	74 66	
									317	A Cal Poly	75 59	
									317	H Cal Poly	73 57	
									337	H Seattle U	65 60	
									351	N LIU Brooklyn	84 71	
LAST 12 Division I GAMES:												
289	N	UC Santa Barbara	53	46	264	A	Cal St. Fullerton	58	67			
149	N	CSUN	59	57	158	H	UC Riverside	65	66			
74	N	UC Davis	50	82	187	A	Hawaii	53	48			
271	H	Long Beach St.	65	60	289	A	UC Santa Barbara	52	71			
149	A	CSUN	58	68	271	A	Long Beach St.	48	46			
74	H	UC Davis	44	63	264	H	Cal St. Fullerton	65	61			

Non-Div I Games: LIFE Pacific 105 31

UC Irvine

■ Loss,
 ■ Non-Conf, S Site,
 ■ Home
 ■ Away
 N Neutral

All-Amer. Division				Through Games of March 15, 1915						
Average RPI Win:	237	WON-LOST	WINNING	LAST 10	STRENGTH OF	OPP. STRENGTH	TEAM	ADJ.	CONF.	ADJ CONF.
Average RPI Loss:	145	RECORD	PCT. RANK	GAMES	SCHEDULE	OF SCHEDULE	RPI	RPI	RPI	RPI
DIV. I ONLY	17- 15	155	1- 1	197	212	158	158	20	20	
DIV. I NON-CONF.	6- 8	199	0- 0	120	165	151	151	20	20	

TOTALS	RPI 1-25		RPI 26-50		W-L RECORDS		RPI 51-100		RPI 101-999	RPI 150+
17- 15	0- 3		0- 0		OVERALL		0- 3		17- 9	15- 7
8- 3	0- 0		0- 0		HOME		0- 1		8- 2	6- 2
7- 8	0- 1		0- 0		AWAY		0- 2		7- 5	7- 3
2- 4	0- 2		0- 0		NEUTRAL		0- 0		2- 2	2- 2
6- 8	0- 3		0- 0		NON-CONFERENCE		0- 1		6- 4	5- 3
3- 0	0- 0		0- 0		HOME		0- 0		3- 0	2- 0
2- 5	0- 1		0- 0		AWAY		0- 1		2- 3	2- 2
1- 3	0- 2		0- 0		NEUTRAL		0- 0		1- 1	1- 1
11- 7	0- 0		0- 0		CONFERENCE		0- 2		11- 5	10- 4
5- 3	0- 0		0- 0		HOME		0- 1		5- 2	4- 2
5- 3	0- 0		0- 0		AWAY		0- 1		5- 2	5- 1
1- 1	0- 0		0- 0		NEUTRAL		0- 0		1- 1	1- 1

[illegible]

Non-Div I Games:

UC Riverside

■ Loss, ■ Non-Conf, S Site, H Home A Away N Neutral

Average RPI Win:	228	WON-LOST	WINNING	LAST 10	STRENGTH OF	OPP. STRENGTH	TEAM	ADJ.	CONF.	ADJ CONF.
Average RPI Loss:	170	RECORD	PCT. RANK	GAMES	SCHEDULE	OF SCHEDULE	RPI	RPI	RPI	RPI
DIV. I ONLY	8- 22	290	0- 1	175	249	289	289	20	20	
DIV. I NON-CONF.	3- 10	278	0- 0	150	241	273	273	20	20	
TOTALS	RPI 1-25	RPI 26-50	W-L RECORDS	RPI 51-100	RPI 101-999	RPI 150+				
8- 22	0- 0	0- 2	OVERALL	0- 3	8- 17	7- 13				
6- 8	0- 0	0- 1	HOME	0- 1	6- 6	5- 4				
1- 13	0- 0	0- 1	AWAY	0- 2	1- 10	1- 8				
1- 1	0- 0	0- 0	NEUTRAL	0- 0	1- 1	1- 1				
3- 10	0- 0	0- 2	NON-CONFERENCE	0- 1	3- 7	3- 4				
1- 5	0- 0	0- 1	HOME	0- 0	1- 4	1- 2				
1- 5	0- 0	0- 1	AWAY	0- 1	1- 3	1- 2				
1- 0	0- 0	0- 0	NEUTRAL	0- 0	1- 0	1- 0				
5- 12	0- 0	0- 0	CONFERENCE	0- 2	5- 10	4- 9				
5- 3	0- 0	0- 0	HOME	0- 1	5- 2	4- 2				
0- 8	0- 0	0- 0	AWAY	0- 1	0- 7	0- 6				
0- 1	0- 0	0- 0	NEUTRAL	0- 0	0- 1	0- 1				

RPI S	Opponent	Score	RPI S	Opponent	Score	RPI S	Opponent	Score	RPI S	Opponent	Score	Team's RPI: 289
41	A California	45 69	49	H Saint Mary's (CA)	55 80	53	A Southern California	39 82	101	A Pacific	53 69	
						74	A UC Davis	44 80	104	H Loyola Marymount	57 70	
						74	H UC Davis	44 70	130	H New Mexico St.	73 81	
									149	A CSUN	65 73	
									149	H CSUN	61 60	
									158	A UC Riverside	60 73	
									158	H UC Riverside	61 44	
									170	A UC Irvine	68 74	
									170	H UC Irvine	71 52	
									170	N UC Irvine	46 53	
									187	A Hawaii	49 72	
									187	H Hawaii	35 47	
									203	A UNLV	51 69	
									207	A San Diego St.	63 58	
									211	N Dartmouth	62 56	
									213	H California Baptist	64 76	
									264	A Cal St. Fullerton	62 74	
									264	H Cal St. Fullerton	52 59	
									271	A Long Beach St.	53 62	
									271	H Long Beach St.	60 54	
									276	H CSU Bakersfield	48 56	
									293	A Utah Valley	54 63	
									317	A Cal Poly	67 75	
									317	H Cal Poly	44 42	
									342	H Grand Canyon	66 55	
LAST 12 Division I GAMES:												
170	N UC Irvine	46 53	264	A Cal St. Fullerton	62 74							
211	N Dartmouth	62 56	170	H UC Irvine	71 52							
74	A UC Davis	44 80	187	A Hawaii	49 72							
158	H UC Riverside	61 44	149	H CSUN	61 60							
317	H Cal Poly	44 42	74	H UC Davis	44 70							
271	A Long Beach St.	53 62	158	A UC Riverside	60 73							

Non-Div I Games:

UC Santa Barbara

■ Loss,
■ Non-Conf,
■ S Site,
■ Home
■ A Away
N Neutral

Average RPI Win:	152	WON-LOST	WINNING	LAST 10	STRENGTH OF	OPP. STRENGTH	TEAM	ADJ.	CONF.	ADJ CONF.
Average RPI Loss:	38	RECORD	PCT. RANK	GAMES	SCHEDULE	OF SCHEDULE	RPI	RPI	RPI	RPI
DIV. I ONLY	26- 6	20	2- 0	41	79	15	15	9	9	
DIV. I NON-CONF.	11- 2	32	0- 0	42	42	14	14	9	9	
TOTALS	RPI 1-25	RPI 26-50	W-L RECORDS	RPI 51-100	RPI 101-999	RPI 150+				
26- 6	0- 4	1- 1	OVERALL	3- 0	22- 1	13- 1				
11- 1	0- 1	0- 0	HOME	2- 0	9- 0	6- 0				
12- 3	0- 1	1- 1	AWAY	0- 0	11- 1	5- 1				
3- 2	0- 2	0- 0	NEUTRAL	1- 0	2- 0	2- 0				
11- 2	0- 1	1- 1	NON-CONFERENCE	1- 0	9- 0	4- 0				
4- 0	0- 0	0- 0	HOME	1- 0	3- 0	2- 0				
6- 1	0- 0	1- 1	AWAY	0- 0	5- 0	1- 0				
1- 1	0- 1	0- 0	NEUTRAL	0- 0	1- 0	1- 0				
15- 4	0- 3	0- 0	CONFERENCE	2- 0	13- 1	9- 1				
7- 1	0- 1	0- 0	HOME	1- 0	6- 0	4- 0				
6- 2	0- 1	0- 0	AWAY	0- 0	6- 1	4- 1				
2- 1	0- 1	0- 0	NEUTRAL	1- 0	1- 0	1- 0				

RPI S	Opponent	Score	RPI S	Opponent	Score	RPI S	Opponent	Score	RPI S	Opponent	Score
6	A UConn	57 93	31	A Central Mich.	68 75	57	H Villanova	71 56	101	H Pacific	64 57
6	H UConn	41 78	39	A Quinnipiac	47 45	77	H Cincinnati	56 55	110	A Houston	59 50
6	N UConn	45 66				77	N Cincinnati	66 58	110	H Houston	58 56
10	N Syracuse	52 57							114	A South Fla.	62 49
									114	H South Fla.	66 63
									126	A Pittsburgh	61 58
									134	A Mercer	76 42
									136	A Duquesne	71 63
									138	A Delaware	71 60
									155	H Tulsa	60 44
									155	N Tulsa	66 54
									166	H Temple	62 54
									168	H Chattanooga	75 37
									169	A Tulane	59 61
									169	H Tulane	52 42
									184	N Liberty	53 45
									193	A East Carolina	61 58
									209	A Stetson	78 55
									231	A SMU	66 54
									231	H SMU	55 43
									232	A Memphis	68 55
									259	A Wichita St.	57 49
									272	H Richmond	70 48
LAST 12 Division I GAMES:											
155	N	Tulsa	66	54	259	A	Wichita St.	57	49		
77	N	Cincinnati	66	58	6	H	UConn	41	78		
6	N	UConn	45	66	169	A	Tulane	59	61		
110	A	Houston	59	50	231	A	SMU	66	54		
169	H	Tulane	52	42	114	H	South Fla.	66	63		
166	H	Temple	62	54	110	H	Houston	58	56		

Non-Div I Games:

UCF

Average RPI Win:	115	WON-LOST	WINNING	LAST 10	STRENGTH OF	OPP. STRENGTH	TEAM	ADJ.	CONF.	ADJ CONF.
Average RPI Loss:	37	RECORD	PCT. RANK	GAMES	SCHEDULE	OF SCHEDULE	RPI	RPI	RPI	RPI
DIV. I ONLY	20- 12	105	1- 1	12	18	35	35	2	2	
DIV. I NON-CONF.	7- 5	132	0- 0	108	36	128	128	2	2	
TOTALS	RPI 1-25	RPI 26-50	W-L RECORDS	RPI 51-100	RPI 101-999	RPI 150+				
20- 12	3- 7	3- 2	OVERALL	4- 1	10- 2	5- 0				
11- 5	0- 3	2- 1	HOME	1- 1	8- 0	3- 0				
8- 3	2- 2	1- 0	AWAY	3- 0	2- 1	2- 0				
1- 4	1- 2	0- 1	NEUTRAL	0- 0	0- 1	0- 0				
7- 5	0- 1	1- 2	NON-CONFERENCE	0- 0	6- 2	2- 0				
6- 1	0- 0	1- 1	HOME	0- 0	5- 0	1- 0				
1- 1	0- 0	0- 0	AWAY	0- 0	1- 1	1- 0				
0- 3	0- 1	0- 1	NEUTRAL	0- 0	0- 1	0- 0				
13- 7	3- 6	2- 0	CONFERENCE	4- 1	4- 0	3- 0				
5- 4	0- 3	1- 0	HOME	1- 1	3- 0	2- 0				
7- 2	2- 2	1- 0	AWAY	3- 0	1- 0	1- 0				
1- 1	1- 1	0- 0	NEUTRAL	0- 0	0- 0	0- 0				

RPI S	Opponent	Score	RPI S	Opponent	Score	Team's RPI: 35	RPI S	Opponent	Score	RPI S	Opponent	Score
4	A Stanford	80 86	34	H Rice	59 50		53	A Southern California	72 65	104	A Loyola Marymount	63 69
4	H Stanford	51 65	37	N North Carolina	49 83		53	H Southern California	67 72	111	H Georgia	80 69
5	A Oregon	74 69	41	A California	84 79		80	A Arizona	98 93	114	N South Fla.	56 60
5	H Oregon	52 72	41	H California	80 74		91	A Utah	100 90	119	H Fresno St.	89 80
5	N Oregon	83 88	47	H Indiana	65 67		91	H Utah	76 60	135	H Washington	76 60
22	N Kentucky	74 75								141	H Seton Hall	78 62
23	A Arizona St.	61 59								143	H Oklahoma St.	71 59
23	N Arizona St.	73 69								157	H Washington St.	83 56
24	A Oregon St.	72 75								178	A Colorado	64 60
24	H Oregon St.	73 83								178	H Colorado	84 50
										317	H Cal Poly	81 35
										339	A UIC	78 47
LAST 12 Division I GAMES:												
23	N Arizona St.	73 69	41	H California	80 74							
5	N Oregon	83 88	4	H Stanford	51 65							
178	H Colorado	84 50	91	A Utah	100 90							
91	H Utah	76 60	178	A Colorado	64 60							
24	A Oregon St.	72 75	135	H Washington	76 60							
5	A Oregon	74 69	157	H Washington St.	83 56							

Non-Div I Games:

UCLA

■ Loss,
■ Non-Conf,
■ S Site,
■ H Home
■ A Away
N Neutral

Average RPI Win:	124	WON-LOST	WINNING	LAST 10	STRENGTH OF	OPP. STRENGTH	TEAM	ADJ.	CONF.	ADJ CONF.
Average RPI Loss:	3	RECORD	PCT. RANK	GAMES	SCHEDULE	OF SCHEDULE	RPI	RPI	RPI	RPI
DIV. I ONLY	31- 2	2	1- 0	30	38	6	6	9	9	
DIV. I NON-CONF.	12- 2	31	0- 0	33	1	9	9	9	9	
TOTALS	RPI 1-25	RPI 26-50	W-L RECORDS	RPI 51-100	RPI 101-999	RPI 150+				
31- 2	6- 2	1- 0	OVERALL	3- 0	21- 0	13- 0				
12- 0	3- 0	0- 0	HOME	1- 0	8- 0	4- 0				
12- 2	2- 2	1- 0	AWAY	1- 0	8- 0	6- 0				
7- 0	1- 0	0- 0	NEUTRAL	1- 0	5- 0	3- 0				
12- 2	3- 2	1- 0	NON-CONFERENCE	1- 0	7- 0	4- 0				
4- 0	2- 0	0- 0	HOME	0- 0	2- 0	0- 0				
4- 2	1- 2	1- 0	AWAY	0- 0	2- 0	2- 0				
4- 0	0- 0	0- 0	NEUTRAL	1- 0	3- 0	2- 0				
19- 0	3- 0	0- 0	CONFERENCE	2- 0	14- 0	9- 0				
8- 0	1- 0	0- 0	HOME	1- 0	6- 0	4- 0				
8- 0	1- 0	0- 0	AWAY	1- 0	6- 0	4- 0				
3- 0	1- 0	0- 0	NEUTRAL	0- 0	2- 0	1- 0				

RPI 1-25				Team's RPI: 6		RPI 26-50				RPI 51-100				RPI 101+			
RPI	S	Opponent	Score	RPI	S	Opponent	Score	RPI	S	Opponent	Score	RPI	S	Opponent	Score		
1	A	Notre Dame	89 71	41	A	California	76 66	77	A	Cincinnati	65 55	102	H	Ohio St.	85 53		
2	A	Baylor	57 68					77	H	Cincinnati	82 38	110	A	Houston	81 61		
3	A	Louisville	69 78					89	N	Purdue	86 40	110	H	Houston	83 61		
15	A	UCF	78 41									114	A	South Fla.	57 47		
15	H	UCF	93 57									114	H	South Fla.	63 46		
15	N	UCF	66 45									114	N	South Fla.	81 45		
18	H	South Carolina	97 79									116	N	St. John's (NY)	65 55		
20	H	DePaul	99 63									141	H	Seton Hall	99 61		

Non-Div I Games:

UConn

■ Loss,
 ■ Non-Conf, S Site,
 ■ Home
 ■ Away
 N Neutral

Average RPI Win:	315	WON-LOST	WINNING	LAST 10	STRENGTH OF	OPP. STRENGTH	TEAM	ADJ.	CONF.	ADJ CONF.
Average RPI Loss:	178	RECORD	PCT. RANK	GAMES	SCHEDULE	OF SCHEDULE	RPI	RPI	RPI	RPI
DIV. I ONLY	3- 26	345	0- 1	288	217	339	339	21	21	
DIV. I NON-CONF.	2- 9	297	0- 0	245	197	309	309	19	19	
TOTALS	RPI 1-25	RPI 26-50	W-L RECORDS	RPI 51-100	RPI 101-999	RPI 150+				
3- 26	0- 1	0- 2	OVERALL	0- 4	3- 19	3- 14				
2- 11	0- 0	0- 2	HOME	0- 2	2- 7	2- 5				
1- 13	0- 1	0- 0	AWAY	0- 2	1- 10	1- 7				
0- 2	0- 0	0- 0	NEUTRAL	0- 0	0- 2	0- 2				
2- 9	0- 1	0- 2	NON-CONFERENCE	0- 0	2- 6	2- 5				
1- 3	0- 0	0- 2	HOME	0- 0	1- 1	1- 1				
1- 4	0- 1	0- 0	AWAY	0- 0	1- 3	1- 2				
0- 2	0- 0	0- 0	NEUTRAL	0- 0	0- 2	0- 2				
1- 17	0- 0	0- 0	CONFERENCE	0- 4	1- 13	1- 9				
1- 8	0- 0	0- 0	HOME	0- 2	1- 6	1- 4				
0- 9	0- 0	0- 0	AWAY	0- 2	0- 7	0- 5				
0- 0	0- 0	0- 0	NEUTRAL	0- 0	0- 0	0- 0				

RPI 1-25				RPI 26-50				RPI 51-100				RPI 101+ Team's RPI: 339			
RPI	S	Opponent	Score	RPI	S	Opponent	Score	RPI	S	Opponent	Score	RPI	S	Opponent	Score
12	A	Marquette	32 96	35	H	UCLA	47 78	58	A	Wright St.	47 72	115	A	Northwestern	44 87
				44	H	Miami (OH)	56 65	58	H	Wright St.	46 79	121	A	Youngstown St.	29 81
								68	A	Green Bay	32 62	121	H	Youngstown St.	59 83
								68	H	Green Bay	53 77	132	A	IUPUI	43 71
												132	H	IUPUI	44 73
												197	A	Eastern Mich.	38 52
												198	A	Milwaukee	53 72
												198	H	Milwaukee	37 48
												240	N	Jackson St.	57 72
												244	A	Northern Ky.	44 78
												244	H	Northern Ky.	49 67
												247	A	Indiana St.	53 60
												255	H	Loyola Chicago	60 75
												284	A	Cleveland St.	53 71
												284	H	Cleveland St.	48 74
												285	N	Fairfield	60 68
												303	H	Valparaiso	75 65
												310	A	Oakland	57 74
												310	H	Oakland	69 65
												331	A	Evansville	62 54
												336	A	Detroit Mercy	45 62
												336	H	Detroit Mercy	36 42
LAST 12 Division I GAMES:															
				68	H	Green Bay	53 77	284	H	Cleveland St.	48 74				
				198	H	Milwaukee	37 48	244	A	Northern Ky.	44 78				
				132	H	IUPUI	44 73	58	A	Wright St.	47 72				
				310	A	Oakland	57 74	198	A	Milwaukee	53 72				
				336	A	Detroit Mercy	45 62	68	A	Green Bay	32 62				
				121	H	Youngstown St.	59 83	132	A	IUPUI	43 71				

Non-Div I Games:

UIC

■ Loss,
■ Non-Conf,
■ S Site,
■ H Home
■ A Away
N Neutral

Average RPI Win:	299	WON-LOST	WINNING	LAST 10	STRENGTH OF	OPP. STRENGTH	TEAM	ADJ.	CONF.	ADJ CONF.
Average RPI Loss:	176	RECORD	PCT. RANK	GAMES	SCHEDULE	OF SCHEDULE	RPI	RPI	RPI	RPI
DIV. I ONLY	7- 20	295	0- 1	279	256	305	305	23	23	
DIV. I NON-CONF.	4- 6	212	0- 0	269	259	258	258	24	24	
TOTALS	RPI 1-25	RPI 26-50	W-L RECORDS	RPI 51-100	RPI 101-999	RPI 150+				
7- 20	0- 1	0- 0	OVERALL	0- 3	7- 16	7- 10				
2- 10	0- 0	0- 0	HOME	0- 1	2- 9	2- 6				
3- 10	0- 1	0- 0	AWAY	0- 2	3- 7	3- 4				
2- 0	0- 0	0- 0	NEUTRAL	0- 0	2- 0	2- 0				
4- 6	0- 1	0- 0	NON-CONFERENCE	0- 1	4- 4	4- 3				
0- 4	0- 0	0- 0	HOME	0- 0	0- 4	0- 3				
2- 2	0- 1	0- 0	AWAY	0- 1	2- 0	2- 0				
2- 0	0- 0	0- 0	NEUTRAL	0- 0	2- 0	2- 0				
3- 14	0- 0	0- 0	CONFERENCE	0- 2	3- 12	3- 7				
2- 6	0- 0	0- 0	HOME	0- 1	2- 5	2- 3				
1- 8	0- 0	0- 0	AWAY	0- 1	1- 7	1- 4				
0- 0	0- 0	0- 0	NEUTRAL	0- 0	0- 0	0- 0				

RPI 1-25				RPI 26-50				RPI 51-100				RPI 101+ Team's RPI: 305			
RPI	S	Opponent	Score	RPI	S	Opponent	Score	RPI	S	Opponent	Score	RPI	S	Opponent	Score
14	A	Maryland	61 92					54	A	Maine	44 84	103	A	Hartford	47 92
								54	H	Maine	45 58	103	A	Hartford	48 65
								72	A	American	42 64	103	H	Hartford	52 66
												122	H	Towson	62 71
												139	A	Stony Brook	44 57
												139	H	Stony Brook	59 70
												205	H	UMES	67 73
												224	H	Mt. St. Mary's	52 65
												230	H	Hofstra	42 45
												236	A	Albany (NY)	44 64
												236	H	Albany (NY)	69 60
												254	A	Binghamton	45 67
												254	H	Binghamton	46 58
												279	A	Vermont	50 58
												279	H	Vermont	44 58
												292	N	Kennesaw St.	57 53
												302	N	UTSA	72 58
												311	A	Morgan St.	73 68
												313	A	Coppin St.	57 52
												319	A	New Hampshire	55 47
												319	H	New Hampshire	64 62
												327	A	UMass Lowell	41 62
												327	H	UMass Lowell	55 67
LAST 12 Division I GAMES:															
103	A	Hartford	48 65	254	H	Binghamton	46 58								
319	A	New Hampshire	55 47	54	H	Maine	45 58								
139	H	Stony Brook	59 70	103	A	Hartford	47 92								
236	H	Albany (NY)	69 60	139	A	Stony Brook	44 57								
279	A	Vermont	50 58	319	H	New Hampshire	64 62								
327	A	UMass Lowell	41 62	279	H	Vermont	44 58								

Non-Div I Games: Notre Dame (MD) 81 43 Eastern 81 42 Gettysburg 65 51

UMBC

Loss, Non-Conf, S Site, H Home A Away N Neutral

UMES				STRENGTH OF SCHEDULE	OPP. STRENGTH OF SCHEDULE	TEAM RPI	ADJ. RPI	CONF. RPI	ADJ CONF. RPI
Average RPI Win:	291	WON-LOST RECORD	WINNING PCT. RANK						
Average RPI Loss:	184		LAST 10 GAMES						
DIV. I ONLY	15- 14	157	1- 1	307	321	205	205	32	32
DIV. I NON-CONF.	2- 9	297	0- 0	233	64	261	261	32	32
<hr/>									
TOTALS	RPI 1-25	RPI 26-50	W-L RECORDS	RPI 51-100	RPI 101-999	RPI 150+			
15- 14	0- 2	0- 1	OVERALL	0- 1	15- 10	15- 9			
6- 3	0- 0	0- 1	HOME	0- 0	6- 2	6- 2			
8- 10	0- 2	0- 0	AWAY	0- 1	8- 7	8- 6			
1- 1	0- 0	0- 0	NEUTRAL	0- 0	1- 1	1- 1			
2- 9	0- 2	0- 1	NON-CONFERENCE	0- 1	2- 5	2- 4			
0- 1	0- 0	0- 1	HOME	0- 0	0- 0	0- 0			
2- 8	0- 2	0- 0	AWAY	0- 1	2- 5	2- 4			
0- 0	0- 0	0- 0	NEUTRAL	0- 0	0- 0	0- 0			
13- 5	0- 0	0- 0	CONFERENCE	0- 0	13- 5	13- 5			
6- 2	0- 0	0- 0	HOME	0- 0	6- 2	6- 2			
6- 2	0- 0	0- 0	AWAY	0- 0	6- 2	6- 2			
1- 1	0- 0	0- 0	NEUTRAL	0- 0	1- 1	1- 1			

RPI 1-25				RPI 26-50				RPI 51-100				RPI 101+ Team's RPI: 205			
RPI	S	Opponent	Score	RPI	S	Opponent	Score	RPI	S	Opponent	Score	RPI	S	Opponent	Score
10	A	Syracuse	51 96	33	H	Buffalo	63 69	71	A	Georgetown	55 74	148	A	Wake Forest	67 78
19	A	Miami (FL)	53 71									193	A	East Carolina	69 84
												202	A	N.C. A&T	58 70
												202	H	N.C. A&T	49 51
												208	A	Bethune-Cookman	64 52
												208	N	Bethune-Cookman	47 58
												224	A	Mt. St. Mary's	86 73
												227	A	George Mason	49 70
												229	A	Howard	80 73
												229	H	Howard	80 72
												250	A	Norfolk St.	59 43
												272	A	Richmond	55 57
												299	H	South Carolina St.	63 43
												299	N	South Carolina St.	57 34
												305	A	UMBC	73 67
												311	A	Morgan St.	73 68
												311	H	Morgan St.	53 57
												313	H	Coppin St.	74 54
												335	A	N.C. Central	69 61
												335	H	N.C. Central	59 49
												338	A	Longwood	71 83
												340	A	Delaware St.	62 65
												340	H	Delaware St.	69 58
												345	H	Savannah St.	78 46
												346	A	Florida A&M	68 36
<hr/>															
LAST 12 Division I GAMES:															
				299	N	South Carolina St.	57 34	202	A	N.C. A&T	58 70				
				208	N	Bethune-Cookman	47 58	335	A	N.C. Central	69 61				
				340	H	Delaware St.	69 58	345	H	Savannah St.	78 46				
				311	H	Morgan St.	53 57	299	H	South Carolina St.	63 43				
				340	A	Delaware St.	62 65	229	A	Howard	80 73				
				313	H	Coppin St.	74 54	250	A	Norfolk St.	59 43				

Non-Div I Games: Regent 72 16 Cheyney 88 39

UMES

Loss, Non-Conf, S Site, H Home A Away N Neutral

Average RPI Win:	295	WON-LOST	WINNING	LAST 10	STRENGTH OF	OPP. STRENGTH	TEAM	ADJ.	CONF.	ADJ CONF.
Average RPI Loss:	165	RECORD	PCT. RANK	GAMES	SCHEDULE	OF SCHEDULE	RPI	RPI	RPI	RPI
DIV. I ONLY	14- 15	186	1- 0	275	322	228	228	30	30	
DIV. I NON-CONF.	4- 7	228	0- 0	162	214	204	204	30	30	
TOTALS	RPI 1-25	RPI 26-50	W-L RECORDS	RPI 51-100	RPI 101-999	RPI 150+				
14- 15	0- 0	0- 2	OVERALL	0- 0	14- 13	14- 8				
6- 6	0- 0	0- 0	HOME	0- 0	6- 6	6- 4				
7- 8	0- 0	0- 2	AWAY	0- 0	7- 6	7- 4				
1- 1	0- 0	0- 0	NEUTRAL	0- 0	1- 1	1- 0				
4- 7	0- 0	0- 2	NON-CONFERENCE	0- 0	4- 5	4- 3				
2- 2	0- 0	0- 0	HOME	0- 0	2- 2	2- 1				
2- 5	0- 0	0- 2	AWAY	0- 0	2- 3	2- 2				
0- 0	0- 0	0- 0	NEUTRAL	0- 0	0- 0	0- 0				
10- 8	0- 0	0- 0	CONFERENCE	0- 0	10- 8	10- 5				
4- 4	0- 0	0- 0	HOME	0- 0	4- 4	4- 3				
5- 3	0- 0	0- 0	AWAY	0- 0	5- 3	5- 2				
1- 1	0- 0	0- 0	NEUTRAL	0- 0	1- 1	1- 0				

RPI 1-25			RPI 26-50			RPI 51-100			RPI 101+			Team's RPI: 228
RPI	S	Opponent	Score	RPI	S	Opponent	Score	RPI	S	Opponent	Score	
				30	A	Missouri	59 66					
				32	A	Kansas St.	50 61					
LAST 12 Division I GAMES:												
				293	N	Utah Valley	78 75					
				130	N	New Mexico St.	80 91					
				348	H	Chicago St.	100 50					
				214	A	UTRGV	64 67					
				130	A	New Mexico St.	61 68					
				293	H	Utah Valley	97 64					
				337	H	Seattle U	83 66					
				276	A	CSU Bakersfield	71 85					
				342	A	Grand Canyon	65 56					
				213	H	California Baptist	92 95					
				214	H	UTRGV	56 75					
				130	H	New Mexico St.	86 90					
				322	A	North Dakota St.	69 59					
				337	A	Seattle U	86 62					
				337	H	Seattle U	83 66					
				342	A	Grand Canyon	65 56					
				342	H	Grand Canyon	73 45					
				348	A	Chicago St.	111 58					

Non-Div I Games: Peru St. 98 62 Mo.-St. Louis 92 63

UMKC

Loss, Non-Conf, S Site, H Home A Away N Neutral

RPI	S	Opponent	Score
348	H	Chicago St.	100 50

U
M
K
C

U
M
K
C

UMKC

Average RPI Win: 299	WON-LOST	WINNING	LAST 10	STRENGTH OF	OPP. STRENGTH	TEAM	ADJ.	CONF.	ADJ CONF.
Average RPI Loss: 194	RECORD	PCT. RANK	GAMES	SCHEDULE	OF SCHEDULE	RPI	RPI	RPI	RPI
DIV. I ONLY	6- 22	311	0- 1	298	297	327	327	23	23
DIV. I NON-CONF.	3- 9	271	0- 0	294	337	307	307	24	24
TOTALS	RPI 1-25	RPI 26-50	W-L RECORDS	RPI 51-100	RPI 101-999	RPI 150+			
6- 22	0- 0	0- 0	OVERALL	0- 3	6- 19	6- 13			
3- 9	0- 0	0- 0	HOME	0- 1	3- 8	3- 5			
3- 13	0- 0	0- 0	AWAY	0- 2	3- 11	3- 8			
0- 0	0- 0	0- 0	NEUTRAL	0- 0	0- 0	0- 0			
3- 9	0- 0	0- 0	NON-CONFERENCE	0- 1	3- 8	3- 6			
1- 3	0- 0	0- 0	HOME	0- 0	1- 3	1- 2			
2- 6	0- 0	0- 0	AWAY	0- 1	2- 5	2- 4			
0- 0	0- 0	0- 0	NEUTRAL	0- 0	0- 0	0- 0			
3- 13	0- 0	0- 0	CONFERENCE	0- 2	3- 11	3- 7			
2- 6	0- 0	0- 0	HOME	0- 1	2- 5	2- 3			
1- 7	0- 0	0- 0	AWAY	0- 1	1- 6	1- 4			
0- 0	0- 0	0- 0	NEUTRAL	0- 0	0- 0	0- 0			

RPI 1-25			RPI 26-50			RPI 51-100			RPI 101+			Team's RPI: 327
RPI	S	Opponent	Score	RPI	S	Opponent	Score	RPI	S	Opponent	Score	
						54 Maine	45 79	103 Hartford			45 69	
						54 Maine	41 60	103 Hartford			44 66	
						75 Butler	36 89	119 Providence			47 71	
								139 Stony Brook			56 76	
								139 Stony Brook			47 64	
								141 Seton Hall			57 90	
								173 Holy Cross			54 63	
								195 Cornell			54 63	
								204 Massachusetts			62 59	
								211 Dartmouth			54 70	
								236 Albany (NY)			56 63	
								236 Albany (NY)			53 56	
								249 Colgate			52 61	
								254 Binghamton			53 58	
								254 Binghamton			50 70	
								279 Vermont			42 52	
								279 Vermont			54 51	
								294 Bryant			57 58	
								305 UMBC			67 55	
								305 UMBC			62 41	
								311 Morgan St.			49 61	
								319 New Hampshire			46 54	
								319 New Hampshire			53 56	
								347 Saint Peter's			59 57	
								351 LIU Brooklyn			69 64	
LAST 12 Division I GAMES:												
						54 Maine	41 60	319 New Hampshire			46 54	
						103 Hartford	45 69	279 Vermont			42 52	
						254 Binghamton	53 58	54 Maine			45 79	
						305 UMBC	62 41	254 Binghamton			50 70	
						236 Albany (NY)	53 56	103 Hartford			44 66	
						139 Stony Brook	47 64	236 Albany (NY)			56 63	

Non-Div I Games: Fisher 79 45

UMass Lowell

Loss,
 Non-Conf, S Site, H Home A Away N Neutral

UNC Asheville

Through Games Of March 15, 2019

Average RPI Win:	277	WON-LOST	WINNING	LAST 10	STRENGTH OF	OPP. STRENGTH	TEAM	ADJ.	CONF.	ADJ CONF.
Average RPI Loss:	142	RECORD	PCT. RANK	GAMES	SCHEDULE	OF SCHEDULE	RPI	RPI	RPI	RPI
DIV. I ONLY	16- 14	150	1- 1	214	306	174	174	27	27	
DIV. I NON-CONF.	4- 6	212	0- 0	119	267	188	188	29	29	
TOTALS	RPI 1-25	RPI 26-50	W-L RECORDS	RPI 51-100	RPI 101-999	RPI 150+				
16- 14	0- 0	0- 0	OVERALL	0- 5	16- 9	15- 5				
12- 2	0- 0	0- 0	HOME	0- 1	12- 1	11- 1				
4- 12	0- 0	0- 0	AWAY	0- 4	4- 8	4- 4				
0- 0	0- 0	0- 0	NEUTRAL	0- 0	0- 0	0- 0				
4- 6	0- 0	0- 0	NON-CONFERENCE	0- 2	4- 4	4- 1				
4- 0	0- 0	0- 0	HOME	0- 0	4- 0	4- 0				
0- 6	0- 0	0- 0	AWAY	0- 2	0- 4	0- 1				
0- 0	0- 0	0- 0	NEUTRAL	0- 0	0- 0	0- 0				
12- 8	0- 0	0- 0	CONFERENCE	0- 3	12- 5	11- 4				
8- 2	0- 0	0- 0	HOME	0- 1	8- 1	7- 1				
4- 6	0- 0	0- 0	AWAY	0- 2	4- 4	4- 3				
0- 0	0- 0	0- 0	NEUTRAL	0- 0	0- 0	0- 0				

RPI S	Opponent	Score	RPI S	Opponent	Score	RPI S	Opponent	Score	RPI S	Opponent	Score	Team's RPI: 174
						61	A Tennessee	46 73	105	A Charlotte	53 70	
						63	A Middle Tenn.	46 67	113	A High Point	81 82	
						82	A Radford	46 60	113	H High Point	67 56	
						82	A Radford	52 59	134	A Mercer	47 61	
						82	H Radford	44 45	146	A Tennessee Tech	53 60	
									151	H Davidson	69 56	
									191	A Furman	47 58	
									199	A Campbell	48 49	
									199	H Campbell	60 52	
									201	H Hampton	58 61	
									241	H ETSU	56 55	
									243	A Gardner-Webb	59 69	
									243	H Gardner-Webb	72 56	
									257	H Wofford	60 46	
									280	A Charleston So.	59 70	
									280	H Charleston So.	62 45	
									306	A Winthrop	55 43	
									306	H Winthrop	70 36	
									315	A Presbyterian	52 43	
									315	H Presbyterian	51 45	
									338	A Longwood	68 57	
									338	H Longwood	80 55	
									341	H Western Caro.	74 49	
									343	A USC Upstate	93 86	
									343	H USC Upstate	56 53	
LAST 12 Division I GAMES:												
			243	H Gardner-Webb	72 56		338	A Longwood	68 57			
			82	A Radford	52 59		306	A Winthrop	55 43			
			113	A High Point	81 82		315	H Presbyterian	51 45			
			280	H Charleston So.	62 45		199	A Campbell	48 49			
			82	H Radford	44 45		280	A Charleston So.	59 70			
			343	H USC Upstate	56 53		306	H Winthrop	70 36			

Non-Div I Games: Warren Wilson 92 31

UNC Asheville

■ Loss,
 ■ Non-Conf,
 ■ S Site,
 ■ H Home
 ■ A Away
 N Neutral

Through Games Of March 15, 2019

[illegible]

Loss, Non-Conf, S Site, H Home A Away N Neutral Page 345

Average RPI Win: 225	WON-LOST	WINNING	LAST 10	STRENGTH OF	OPP. STRENGTH	TEAM	ADJ.	CONF.	ADJ CONF.
Average RPI Loss: 87	RECORD	PCT. RANK	GAMES	SCHEDULE	OF SCHEDULE	RPI	RPI	RPI	RPI
DIV. I ONLY	16- 12	130	0- 1	150	122	123	123	10	10
DIV. I NON-CONF.	5- 4	139	0- 0	282	228	168	168	10	10
TOTALS	RPI 1-25	RPI 26-50	W-L RECORDS	RPI 51-100	RPI 101-999	RPI 150+			
16- 12	0- 0	1- 3	OVERALL	1- 5	14- 4	12- 1			
11- 1	0- 0	1- 0	HOME	1- 1	9- 0	7- 0			
5- 10	0- 0	0- 3	AWAY	0- 3	5- 4	5- 1			
0- 1	0- 0	0- 0	NEUTRAL	0- 1	0- 0	0- 0			
5- 4	0- 0	0- 2	NON-CONFERENCE	0- 1	5- 1	5- 0			
3- 0	0- 0	0- 0	HOME	0- 0	3- 0	3- 0			
2- 4	0- 0	0- 2	AWAY	0- 1	2- 1	2- 0			
0- 0	0- 0	0- 0	NEUTRAL	0- 0	0- 0	0- 0			
11- 8	0- 0	1- 1	CONFERENCE	1- 4	9- 3	7- 1			
8- 1	0- 0	1- 0	HOME	1- 1	6- 0	4- 0			
3- 6	0- 0	0- 1	AWAY	0- 2	3- 3	3- 1			
0- 1	0- 0	0- 0	NEUTRAL	0- 1	0- 0	0- 0			

RPI 1-25				RPI 26-50				RPI 51-100				RPI 101+				Team's RPI: 123	
RPI	S	Opponent	Score	RPI	S	Opponent	Score	RPI	S	Opponent	Score	RPI	S	Opponent	Score		
				29	A	Ohio	72 95	55	A	Drexel	55 67	122	A	Towson	61 82		
				36	A	James Madison	51 58	55	H	Drexel	53 65	122	H	Towson	77 73		
				36	H	James Madison	66 63	93	A	VCU	47 58	126	A	Pittsburgh	56 60		
				37	A	North Carolina	55 82	97	A	Northeastern	54 83	138	A	Delaware	53 65		
								97	H	Northeastern	83 70	138	H	Delaware	72 64		
								97	N	Northeastern	64 75	161	A	William & Mary	64 70		
												161	H	William & Mary	66 58		
												193	A	East Carolina	71 68		
												230	A	Hofstra	61 51		
												230	H	Hofstra	89 54		
												239	A	Elon	75 70		
												239	H	Elon	76 51		
												296	A	Col. of Charleston	66 62		
												296	H	Col. of Charleston	71 49		
												315	H	Presbyterian	63 48		
												335	A	N.C. Central	89 82		
												338	H	Longwood	35 33		
												342	H	Grand Canyon	77 55		
LAST 12 Division I GAMES:																	
				97	N	Northeastern	64 75	36	A	James Madison	51 58						
				296	A	Col. of Charleston	66 62	122	A	Towson	61 82						
				230	A	Hofstra	61 51	161	H	William & Mary	66 58						
				97	A	Northeastern	54 83	239	H	Elon	76 51						
				138	H	Delaware	72 64	97	H	Northeastern	83 70						
				55	H	Drexel	53 65	230	H	Hofstra	89 54						

Non-Div I Games: Fayetteville St. 72 54 Belmont Abbey 74 58

UNCW

Loss, Non-Conf, S Site, H Home A Away N Neutral

Average RPI Win:	222	WON-LOST	WINNING	LAST 10	STRENGTH OF	OPP. STRENGTH	TEAM	ADJ.	CONF.	ADJ CONF.
Average RPI Loss:	59	RECORD	PCT. RANK	GAMES	SCHEDULE	OF SCHEDULE	RPI	RPI	RPI	RPI
DIV. I ONLY	19- 11	100	1- 0	93	130	83	83	13	13	
DIV. I NON-CONF.	6- 5	143	0- 0	62	40	69	69	15	15	
TOTALS	RPI 1-25	RPI 26-50	W-L RECORDS	RPI 51-100	RPI 101-999	RPI 150+				
19- 11	0- 4	0- 2	OVERALL	1- 2	18- 3	16- 0				
10- 3	0- 1	0- 0	HOME	1- 1	9- 1	8- 0				
8- 7	0- 3	0- 1	AWAY	0- 1	8- 2	7- 0				
1- 1	0- 0	0- 1	NEUTRAL	0- 0	1- 0	1- 0				
6- 5	0- 2	0- 2	NON-CONFERENCE	1- 0	5- 1	3- 0				
4- 0	0- 0	0- 0	HOME	1- 0	3- 0	2- 0				
2- 4	0- 2	0- 1	AWAY	0- 0	2- 1	1- 0				
0- 1	0- 0	0- 1	NEUTRAL	0- 0	0- 0	0- 0				
13- 6	0- 2	0- 0	CONFERENCE	0- 2	13- 2	13- 0				
6- 3	0- 1	0- 0	HOME	0- 1	6- 1	6- 0				
6- 3	0- 1	0- 0	AWAY	0- 1	6- 1	6- 0				
1- 0	0- 0	0- 0	NEUTRAL	0- 0	1- 0	1- 0				

RPI 1-25				RPI 26-50				RPI 51-100 Team's RPI: 83				RPI 101+			
RPI	S	Opponent	Score	RPI	S	Opponent	Score	RPI	S	Opponent	Score	RPI	S	Opponent	Score
7	A	Iowa	57 83	32	A	Kansas St.	62 72	70	A	Missouri St.	48 58	125	A	Northern Ill.	59 70
12	A	Marquette	61 102	38	N	Boise St.	60 61	70	H	Missouri St.	58 63	131	A	Illinois St.	64 66
17	A	Drake	61 76					92	H	Creighton	65 55	131	H	Illinois St.	53 54
17	H	Drake	64 88									132	A	IUPUI	53 40
												138	H	Delaware	79 67
												152	A	Bradley	81 78
												152	H	Bradley	61 57
												153	A	Southern Ill.	76 67
												153	H	Southern Ill.	65 53
												153	N	Southern Ill.	66 63
												223	H	North Dakota	64 60
												247	A	Indiana St.	71 51
												247	H	Indiana St.	71 63
												255	A	Loyola Chicago	71 65
												255	H	Loyola Chicago	64 52
												271	A	Long Beach St.	71 64
												303	A	Valparaiso	64 56
												303	H	Valparaiso	71 52
												326	H	Omaha	79 50
												331	A	Evansville	74 46
												331	H	Evansville	95 46
LAST 12 Division I GAMES:															
153	N	Southern Ill.	66 63	70	A	Missouri St.	48 58								
125	A	Northern Ill.	59 70	331	H	Evansville	95 46								
12	A	Marquette	61 102	247	H	Indiana St.	71 63								
131	H	Illinois St.	53 54	17	A	Drake	61 76								
152	H	Bradley	61 57	303	A	Valparaiso	64 56								
153	A	Southern Ill.	76 67	255	A	Loyola Chicago	71 65								

Non-Div I Games: Minnesota St. 73 56

UNI

Loss, Non-Conf, S Site, H Home A Away N Neutral

Average RPI Win: 239	WON-LOST	WINNING	LAST 10	STRENGTH OF	OPP. STRENGTH	TEAM	ADJ.	CONF.	ADJ CONF.
Average RPI Loss: 114	RECORD	PCT. RANK	GAMES	SCHEDULE	OF SCHEDULE	RPI	RPI	RPI	RPI
DIV. I ONLY	12- 18	227	0- 1	116	140	203	203	15	15
DIV. I NON-CONF.	2- 9	297	0- 0	65	158	264	264	12	12
TOTALS	RPI 1-25	RPI 26-50	W-L RECORDS	RPI 51-100	RPI 101-999	RPI 150+			
12- 18	0- 1	0- 2	OVERALL	1- 7	11- 8	11- 5			
9- 8	0- 1	0- 1	HOME	1- 4	8- 2	8- 1			
3- 10	0- 0	0- 1	AWAY	0- 3	3- 6	3- 4			
0- 0	0- 0	0- 0	NEUTRAL	0- 0	0- 0	0- 0			
2- 9	0- 1	0- 0	NON-CONFERENCE	0- 4	2- 4	2- 3			
2- 5	0- 1	0- 0	HOME	0- 3	2- 1	2- 1			
0- 4	0- 0	0- 0	AWAY	0- 1	0- 3	0- 2			
0- 0	0- 0	0- 0	NEUTRAL	0- 0	0- 0	0- 0			
10- 9	0- 0	0- 2	CONFERENCE	1- 3	9- 4	9- 2			
7- 3	0- 0	0- 1	HOME	1- 1	6- 1	6- 0			
3- 6	0- 0	0- 1	AWAY	0- 2	3- 3	3- 2			
0- 0	0- 0	0- 0	NEUTRAL	0- 0	0- 0	0- 0			

RPI	S	Opponent	Score	RPI	S	Opponent	Score	RPI	S	Opponent	Score	RPI	S	Opponent	Score	Team's RPI: 203
13	H	Gonzaga	59 70	38	A	Boise St.	38 53	53	H	Southern California	72 86	107	A	Portland St.	49 58	
				38	H	Boise St.	57 64	56	A	New Mexico	77 80	119	A	Fresno St.	55 73	
								56	H	New Mexico	66 57	119	H	Fresno St.	55 66	
								58	H	Wright St.	52 68	170	A	UC Irvine	55 57	
								62	A	Wyoming	62 90	180	H	Utah St.	77 56	
								62	H	Wyoming	49 64	187	H	Hawaii	61 66	
								63	H	Middle Tenn.	62 66	207	A	San Diego St.	62 49	
								78	A	Duke	38 66	207	H	San Diego St.	71 57	
												212	H	Florida	56 53	
												245	A	Nevada	62 70	
												245	H	Nevada	67 58	
												281	A	Colorado St.	49 52	
												281	H	Colorado St.	60 45	
												289	H	UC Santa Barbara	69 51	
												297	A	Air Force	62 47	
												297	H	Air Force	66 56	
												298	A	San Jose St.	53 43	
												298	H	San Jose St.	74 70	
												299	A	South Carolina St.	49 58	
LAST 12 Division I GAMES:																
119	H	Fresno St.	55 66	245	H	Nevada	67 58									
299	A	South Carolina St.	49 58	207	A	San Diego St.	62 49									
212	H	Florida	56 53	62	H	Wyoming	49 64									
63	H	Middle Tenn.	62 66	298	H	San Jose St.	74 70									
281	H	Colorado St.	60 45	297	A	Air Force	62 47									
38	A	Boise St.	38 53	119	A	Fresno St.	55 73									

Non-Div I Games:

UNLV

■ Loss,
 ■ Non-Conf, S Site,
 ■ Home
 ■ Away
 N Neutral

Average RPI Win:	321	WON-LOST	WINNING	LAST 10	STRENGTH OF	OPP. STRENGTH	TEAM	ADJ.	CONF.	ADJ CONF.
Average RPI Loss:	219	RECORD	PCT. RANK	GAMES	SCHEDULE	OF SCHEDULE	RPI	RPI	RPI	RPI
DIV. I ONLY	4- 23	337	0- 1	331	315	343	343	27	27	
DIV. I NON-CONF.	1- 7	319	0- 0	321	332	335	335	29	29	
TOTALS	RPI 1-25	RPI 26-50	W-L RECORDS	RPI 51-100	RPI 101-999	RPI 150+				
4- 23	0- 0	0- 0	OVERALL	0- 4	4- 19	4- 18				
2- 7	0- 0	0- 0	HOME	0- 1	2- 6	2- 5				
2- 16	0- 0	0- 0	AWAY	0- 3	2- 13	2- 13				
0- 0	0- 0	0- 0	NEUTRAL	0- 0	0- 0	0- 0				
1- 7	0- 0	0- 0	NON-CONFERENCE	0- 2	1- 5	1- 5				
0- 0	0- 0	0- 0	HOME	0- 0	0- 0	0- 0				
1- 7	0- 0	0- 0	AWAY	0- 2	1- 5	1- 5				
0- 0	0- 0	0- 0	NEUTRAL	0- 0	0- 0	0- 0				
3- 16	0- 0	0- 0	CONFERENCE	0- 2	3- 14	3- 13				
2- 7	0- 0	0- 0	HOME	0- 1	2- 6	2- 5				
1- 9	0- 0	0- 0	AWAY	0- 1	1- 8	1- 8				
0- 0	0- 0	0- 0	NEUTRAL	0- 0	0- 0	0- 0				

RPI 1-25				RPI 26-50				RPI 51-100				RPI 101+				Team's RPI: 343	
RPI	S	Opponent	Score	RPI	S	Opponent	Score	RPI	S	Opponent	Score	RPI	S	Opponent	Score		
								73	A	Virginia Tech	45 96	113	H	High Point	61 87		
								82	A	Radford	43 55	174	A	UNC Asheville	53 56		
								82	H	Radford	41 82	174	H	UNC Asheville	86 93		
								94	A	Nebraska	64 87	191	A	Furman	67 78		
												193	A	East Carolina	53 63		
												199	A	Campbell	41 61		
												199	H	Campbell	49 59		
												201	A	Hampton	43 67		
												243	A	Gardner-Webb	72 92		
												243	H	Gardner-Webb	67 75		
												280	A	Charleston So.	52 67		
												280	A	Charleston So.	62 74		
												280	H	Charleston So.	75 78		
												299	A	South Carolina St.	66 71		
												306	A	Winthrop	76 50		
												306	H	Winthrop	58 49		
												315	A	Presbyterian	54 70		
												315	H	Presbyterian	58 66		
												326	A	Omaha	69 96		
												335	A	N.C. Central	82 63		
												338	A	Longwood	58 80		
												338	H	Longwood	72 67		
												341	A	Western Caro.	64 68		
LAST 12 Division I GAMES:																	
				280	A	Charleston So.	52 67			315	H	Presbyterian	58 66				
				243	H	Gardner-Webb	67 75			338	A	Longwood	58 80				
				199	H	Campbell	49 59			280	A	Charleston So.	62 74				
				82	A	Radford	43 55			199	A	Campbell	41 61				
				306	H	Winthrop	58 49			82	H	Radford	41 82				
				174	A	UNC Asheville	53 56			201	A	Hampton	43 67				

Non-Div I Games: Brevard 71 53 Converse 69 51 UNKNOWN 101 53

USC Upstate

Loss, Non-Conf, S Site, H Home A Away N Neutral

Average RPI Win:	200	WON-LOST	WINNING	LAST 10	STRENGTH OF	OPP. STRENGTH	TEAM	ADJ.	CONF.	ADJ CONF.
Average RPI Loss:	88	RECORD	PCT. RANK	GAMES	SCHEDULE	OF SCHEDULE	RPI	RPI	RPI	RPI
DIV. I ONLY	23- 7	44	0- 1	194	124	76	76	12	12	
DIV. I NON-CONF.	8- 3	72	0- 0	263	134	126	126	14	14	
TOTALS	RPI 1-25	RPI 26-50	W-L RECORDS	RPI 51-100	RPI 101-999	RPI 150+				
23- 7	0- 0	0- 0	OVERALL	2- 5	21- 2	17- 0				
11- 3	0- 0	0- 0	HOME	2- 3	9- 0	7- 0				
12- 3	0- 0	0- 0	AWAY	0- 1	12- 2	10- 0				
0- 1	0- 0	0- 0	NEUTRAL	0- 1	0- 0	0- 0				
8- 3	0- 0	0- 0	NON-CONFERENCE	0- 2	8- 1	7- 0				
3- 2	0- 0	0- 0	HOME	0- 2	3- 0	3- 0				
5- 1	0- 0	0- 0	AWAY	0- 0	5- 1	4- 0				
0- 0	0- 0	0- 0	NEUTRAL	0- 0	0- 0	0- 0				
15- 4	0- 0	0- 0	CONFERENCE	2- 3	13- 1	10- 0				
8- 1	0- 0	0- 0	HOME	2- 1	6- 0	4- 0				
7- 2	0- 0	0- 0	AWAY	0- 1	7- 1	6- 0				
0- 1	0- 0	0- 0	NEUTRAL	0- 1	0- 0	0- 0				

RPI 1-25			RPI 26-50			RPI 51-100			Team's RPI: 76	RPI 101+		
RPI	S	Opponent	Score	RPI	S	Opponent	Score	RPI	S	Opponent	Score	
						53	H Southern California	61	73	110	A Houston	65 61
						66	H Arkansas	65	66	119	A Fresno St.	61 70
						69	A Little Rock	65	68	127	A Appalachian St.	72 65
						69	H Little Rock	61	62	127	H Appalachian St.	99 94
						90	H Troy	88	65	144	A Georgia St.	48 50
						95	H South Alabama	72	51	144	H Georgia St.	69 45
						95	N South Alabama	50	57	159	A Oral Roberts	80 62
										163	A Texas St.	44 41
										163	H Texas St.	68 53
										179	A Coastal Caro.	67 64
										179	H Coastal Caro.	79 53
										189	A Arkansas St.	100 73
										189	H Arkansas St.	67 62
										206	H Grambling	78 54
										231	A SMU	66 41
										240	H Jackson St.	99 63
										253	A San Francisco	80 73
										268	A Louisiana	76 61
										287	A Ga. Southern	74 53
										287	H Ga. Southern	81 48
										300	A La.-Monroe	60 56
										302	H UTSA	53 48
										308	A Incarnate Word	97 49
LAST 12 Division I GAMES:												
						95	N South Alabama	50	57	69	H Little Rock	61 62
						163	A Texas St.	44	41	127	A Appalachian St.	72 65
						90	H Troy	88	65	179	A Coastal Caro.	67 64
						95	H South Alabama	72	51	163	H Texas St.	68 53
						300	A La.-Monroe	60	56	268	A Louisiana	76 61
						189	H Arkansas St.	67	62	144	H Georgia St.	69 45

Non-Div I Games:

UT Arlington

■ Loss,
 ■ Non-Conf,
 ■ S Site,
 ■ Home
 ■ A Away
 N Neutral

Average RPI Win:	243	WON-LOST	WINNING	LAST 10	STRENGTH OF	OPP. STRENGTH	TEAM	ADJ.	CONF.	ADJ CONF.
Average RPI Loss:	130	RECORD	PCT. RANK	GAMES	SCHEDULE	OF SCHEDULE	RPI	RPI	RPI	RPI
DIV. I ONLY	21- 9	62	2- 0	241	240	112	112	22	22	
DIV. I NON-CONF.	6- 3	91	0- 0	254	117	106	106	23	23	
TOTALS	RPI 1-25	RPI 26-50	W-L RECORDS	RPI 51-100	RPI 101-999	RPI 150+				
21- 9	0- 1	1- 2	OVERALL	0- 0	20- 6	19- 2				
12- 1	0- 0	1- 0	HOME	0- 0	11- 1	11- 0				
7- 7	0- 1	0- 1	AWAY	0- 0	7- 5	7- 2				
2- 1	0- 0	0- 1	NEUTRAL	0- 0	2- 0	1- 0				
6- 3	0- 1	0- 0	NON-CONFERENCE	0- 0	6- 2	6- 0				
4- 0	0- 0	0- 0	HOME	0- 0	4- 0	4- 0				
2- 3	0- 1	0- 0	AWAY	0- 0	2- 2	2- 0				
0- 0	0- 0	0- 0	NEUTRAL	0- 0	0- 0	0- 0				
15- 6	0- 0	1- 2	CONFERENCE	0- 0	14- 4	13- 2				
8- 1	0- 0	1- 0	HOME	0- 0	7- 1	7- 0				
5- 4	0- 0	0- 1	AWAY	0- 0	5- 3	5- 2				
2- 1	0- 0	0- 1	NEUTRAL	0- 0	2- 0	1- 0				

RPI 1-25				RPI 26-50				RPI 51-100				RPI 101+ Team's RPI: 112			
RPI	S	Opponent	Score	RPI	S	Opponent	Score	RPI	S	Opponent	Score	RPI	S	Opponent	Score
3	A	Louisville	62 102	45	A	Belmont	86 100					115	A	Northwestern	64 90
				45	H	Belmont	71 68					129	A	Morehead St.	75 85
				45	N	Belmont	53 59					129	N	Morehead St.	68 58
												132	A	IUPUI	72 73
												146	H	Tennessee Tech	76 80
												153	H	Southern Ill.	95 94
												168	A	Chattanooga	81 79
												189	H	Arkansas St.	97 91
												215	H	Jacksonville St.	77 72
												238	A	SIUE	75 48
												238	H	SIUE	68 55
												245	A	Southeast Mo. St.	80 73
												245	H	Southeast Mo. St.	61 50
												261	A	Austin Peay	59 58
												261	H	Austin Peay	74 65
												263	A	Murray St.	73 76
												263	H	Murray St.	75 67
												263	N	Murray St.	77 56
												290	H	Samford	89 68
												295	A	Eastern Ill.	71 77
												295	H	Eastern Ill.	90 66
												304	A	Tennessee St.	73 61
												304	H	Tennessee St.	83 60
												329	H	Mississippi Val.	110 51
												330	A	Lipscomb	62 53
												333	A	Eastern Ky.	87 61
LAST 12 Division I GAMES:															
				263	N	Murray St.	77 56	263	A	Murray St.	73 76				
				129	N	Morehead St.	68 58	238	A	SIUE	75 48				
				45	N	Belmont	53 59	245	H	Southeast Mo. St.	61 50				
				304	H	Tennessee St.	83 60	146	H	Tennessee Tech	76 80				
				45	H	Belmont	71 68	215	H	Jacksonville St.	77 72				
				261	A	Austin Peay	59 58	45	A	Belmont	86 100				

Non-Div I Games: Ala.-Huntsville 100 69 Christian Bros. 108 82

UT Martin

Loss, Non-Conf, S Site, H Home A Away N Neutral

Average RPI Win:	277	WON-LOST	WINNING	LAST 10	STRENGTH OF	OPP. STRENGTH	TEAM	ADJ.	CONF.	ADJ CONF.
Average RPI Loss:	133	RECORD	PCT. RANK	GAMES	SCHEDULE	OF SCHEDULE	RPI	RPI	RPI	RPI
DIV. I ONLY	9- 22	279	1- 0	139	213	258	258	14	14	
DIV. I NON-CONF.	3- 10	278	0- 0	165	309	293	293	17	17	
TOTALS	RPI 1-25	RPI 26-50	W-L RECORDS	RPI 51-100	RPI 101-999	RPI 150+				
9- 22	0- 0	0- 1	OVERALL	0- 7	9- 14	9- 9				
4- 11	0- 0	0- 0	HOME	0- 3	4- 8	4- 5				
3- 9	0- 0	0- 1	AWAY	0- 3	3- 5	3- 3				
2- 2	0- 0	0- 0	NEUTRAL	0- 1	2- 1	2- 1				
3- 10	0- 0	0- 0	NON-CONFERENCE	0- 2	3- 8	3- 5				
2- 5	0- 0	0- 0	HOME	0- 0	2- 5	2- 2				
0- 4	0- 0	0- 0	AWAY	0- 2	0- 2	0- 2				
1- 1	0- 0	0- 0	NEUTRAL	0- 0	1- 1	1- 1				
6- 12	0- 0	0- 1	CONFERENCE	0- 5	6- 6	6- 4				
2- 6	0- 0	0- 0	HOME	0- 3	2- 3	2- 3				
3- 5	0- 0	0- 1	AWAY	0- 1	3- 3	3- 1				
1- 1	0- 0	0- 0	NEUTRAL	0- 1	1- 0	1- 0				

RPI S	Opponent	Score	RPI S	Opponent	Score	RPI S	Opponent	Score	RPI S	Opponent	Score	Team's RPI: 258
			34	A Rice	42 76	56	A New Mexico	51 69	105	A Charlotte	39 62	
						63	H Middle Tenn.	49 79	107	H Portland St.	61 89	
						63	N Middle Tenn.	44 66	108	A Old Dominion	59 78	
						80	A Arizona	40 62	130	H New Mexico St.	65 69	
						96	H Western Ky.	61 64	142	H Abilene Christian	69 70	
						99	A UAB	45 68	155	A Tulsa	45 66	
						99	H UAB	48 74	162	N Akron	57 64	
									165	H Nicholls St.	56 58	
									172	H Louisiana Tech	64 74	
									176	A North Texas	51 70	
									176	H North Texas	59 51	
									189	H Arkansas St.	66 67	
									195	H Southern Miss.	63 64	
									221	H Marshall	60 63	
									221	N Marshall	64 56	
									242	N Western Ill.	84 72	
									276	H CSU Bakersfield	53 47	
									302	A UTSA	73 60	
									302	H UTSA	77 73	
									307	A Fla. Atlantic	70 44	
									314	A Weber St.	63 68	
									321	A FIU	60 55	
									350	H Alcorn	77 51	
LAST 12 Division I GAMES:												
			221	N Marshall	64 56	172	H Louisiana Tech	64 74				
			63	N Middle Tenn.	44 66	321	A FIU	60 55				
			176	H North Texas	59 51	307	A Fla. Atlantic	70 44				
			99	A UAB	45 68	96	H Western Ky.	61 64				
			302	H UTSA	77 73	221	H Marshall	60 63				
			195	H Southern Miss.	63 64	105	A Charlotte	39 62				

Non-Div I Games:

UTEP

■ Loss,
 ■ Non-Conf,
 ■ S Site,
 ■ H Home
 ■ A Away
 N Neutral

Average RPI Loss: 182

Average RPI Win:	288	WON-LOST	WINNING	LAST 10	STRENGTH OF	OPP. STRENGTH	TEAM	ADJ.	CONF.	ADJ CONF.
Average RPI Loss:	182	RECORD	PCT. RANK	GAMES	SCHEDULE	OF SCHEDULE	RPI	RPI	RPI	RPI
DIV. I ONLY	16- 13	142	1- 0	313	301	214	214	30	30	
DIV. I NON-CONF.	4- 7	228	0- 0	152	155	207	207	30	30	

TOTALS	RPI 1-25		RPI 26-50	W-L RECORDS	RPI 51-100	RPI 101-999		RPI 150+		
16- 13	0- 2		0- 1	OVERALL	0- 0	16- 10		16- 8		
8- 5	0- 0		0- 1	HOME	0- 0	8- 4		8- 3		
6- 8	0- 2		0- 0	AWAY	0- 0	6- 6		6- 5		
2- 0	0- 0		0- 0	NEUTRAL	0- 0	2- 0		2- 0		
4- 7	0- 2		0- 1	NON-CONFERENCE	0- 0	4- 4		4- 4		
2- 3	0- 0		0- 1	HOME	0- 0	2- 2		2- 2		
2- 4	0- 2		0- 0	AWAY	0- 0	2- 2		2- 2		
0- 0	0- 0		0- 0	NEUTRAL	0- 0	0- 0		0- 0		
12- 6	0- 0		0- 0	CONFERENCE	0- 0	12- 6		12- 4		
6- 2	0- 0		0- 0	HOME	0- 0	6- 2		6- 1		
4- 4	0- 0		0- 0	AWAY	0- 0	4- 4		4- 3		
2- 0	0- 0		0- 0	NEUTRAL	0- 0	2- 0		2- 0		

RPI 1-25					
RPI	S	Opponent	Score		
2	A	Baylor	37	98	
16	A	Texas A&M	61	84	

RPI 26-50					
RPI	S	Opponent	Score		
28	H	Texas	66	81	

RPI 51-100					
RPI	S	Opponent	Score		

RPI 101+ Team's RPI: 214					
RPI	S	Opponent	Score		
130	A	New Mexico St.	63	71	
130	H	New Mexico St.	67	70	
188	H	Prairie View	57	50	
204	A	Massachusetts	70	74	
213	A	California Baptist	63	66	
213	H	California Baptist	60	56	
226	H	Texas Southern	55	69	
228	A	UMKC	75	56	
228	H	UMKC	67	64	
251	A	A&M-Corpus Christi	70	57	
251	H	A&M-Corpus Christi	49	59	
268	H	Louisiana	75	60	
276	A	CSU Bakersfield	63	68	
276	H	CSU Bakersfield	64	56	
276	N	CSU Bakersfield	69	58	
286	A	Canisius	57	53	
293	A	Utah Valley	57	72	
293	H	Utah Valley	55	57	
302	A	UTSA	58	61	
337	A	Seattle U	74	70	
337	H	Seattle U	69	56	
337	N	Seattle U	56	54	
342	A	Grand Canyon	66	50	
342	H	Grand Canyon	49	42	
348	A	Chicago St.	71	55	
348	H	Chicago St.	84	38	

LAST 12 Division I GAMES:					
337	N	Seattle U	56	54	
276	N	CSU Bakersfield	69	58	
213	A	California Baptist	63	66	
228	H	UMKC	67	64	
348	H	Chicago St.	84	38	
130	H	New Mexico St.	67	70	
293	A	Utah Valley	57	72	
337	A	Seattle U	74	70	
276	H	CSU Bakersfield	64	56	
342	H	Grand Canyon	49	42	
228	A	UMKC	75	56	
348	A	Chicago St.	71	55	

Non-Div I Games:	Texas Lutheran	82	38	UNKNOWN	74	43
------------------	----------------	----	----	---------	----	----

UTRGV

Loss, Non-Conf, S Site, H Home A Away N Neutral

Average RPI Win:	230	WON-LOST	WINNING	LAST 10	STRENGTH OF	OPP. STRENGTH	TEAM	ADJ.	CONF.	ADJ CONF.
Average RPI Loss:	158	RECORD	PCT. RANK	GAMES	SCHEDULE	OF SCHEDULE	RPI	RPI	RPI	RPI
DIV. I ONLY	5- 21	324	0- 1	155	171	302	302	14	14	
DIV. I NON-CONF.	3- 7	256	0- 0	219	230	294	294	17	17	
TOTALS	RPI 1-25	RPI 26-50	W-L RECORDS	RPI 51-100	RPI 101-999	RPI 150+				
5- 21	0- 0	0- 3	OVERALL	0- 4	5- 14	5- 10				
4- 10	0- 0	0- 1	HOME	0- 3	4- 6	4- 5				
1- 10	0- 0	0- 2	AWAY	0- 1	1- 7	1- 4				
0- 1	0- 0	0- 0	NEUTRAL	0- 0	0- 1	0- 1				
3- 7	0- 0	0- 1	NON-CONFERENCE	0- 1	3- 5	3- 3				
3- 3	0- 0	0- 0	HOME	0- 0	3- 3	3- 2				
0- 3	0- 0	0- 1	AWAY	0- 1	0- 1	0- 0				
0- 1	0- 0	0- 0	NEUTRAL	0- 0	0- 1	0- 1				
2- 14	0- 0	0- 2	CONFERENCE	0- 3	2- 9	2- 7				
1- 7	0- 0	0- 1	HOME	0- 3	1- 3	1- 3				
1- 7	0- 0	0- 1	AWAY	0- 0	1- 6	1- 4				
0- 0	0- 0	0- 0	NEUTRAL	0- 0	0- 0	0- 0				

RPI S	Opponent	Score	RPI S	Opponent	Score	RPI S	Opponent	Score	RPI S	Opponent	Score	Team's RPI: 302
28	A Texas	54 98	63	H Middle Tenn.	52 72	105	A Charlotte	54 66				
34	A Rice	54 85	76	A UT Arlington	48 53	108	A Old Dominion	47 72				
34	H Rice	46 72	96	H Western Ky.	62 81	132	H IUPUI	50 58				
			99	H UAB	42 59	141	A Seton Hall	53 84				
						163	H Texas St.	60 68				
						172	H Louisiana Tech	70 68				
						176	A North Texas	57 54				
						180	H Utah St.	56 62				
						195	A Southern Miss.	39 72				
						195	H Southern Miss.	45 70				
						214	H UTRGV	61 58				
						221	H Marshall	72 79				
						258	A UTEP	73 77				
						258	H UTEP	60 73				
						275	H San Diego	87 77				
						305	N UMBC	58 72				
						307	A Fla. Atlantic	70 86				
						314	H Weber St.	66 59				
						321	A FIU	40 51				
LAST 12 Division I GAMES:												
34	H Rice	46 72	321	A FIU	40 51							
195	A Southern Miss.	39 72	221	H Marshall	72 79							
258	A UTEP	73 77	96	H Western Ky.	62 81							
172	H Louisiana Tech	70 68	108	A Old Dominion	47 72							
195	H Southern Miss.	45 70	105	A Charlotte	54 66							
307	A Fla. Atlantic	70 86	99	H UAB	42 59							

Non-Div I Games: Concordia (TX) 78 51 Tex. A&M-Kingsville 86 55

UTSA

Loss, Non-Conf, S Site, H Home A Away N Neutral

Average RPI Win:	170	WON-LOST	WINNING	LAST 10	STRENGTH OF	OPP. STRENGTH	TEAM	ADJ.	CONF.	ADJ CONF.
Average RPI Loss:	47	RECORD	PCT. RANK	GAMES	SCHEDULE	OF SCHEDULE	RPI	RPI	RPI	RPI
DIV. I ONLY	20- 10	77	0- 1	154	24	91	91	2	2	
DIV. I NON-CONF.	11- 0	1	0- 0	303	192	54	54	2	2	
TOTALS	RPI 1-25	RPI 26-50	W-L RECORDS	RPI 51-100	RPI 101-999	RPI 150+				
20- 10	2- 4	1- 2	OVERALL	1- 3	16- 1	13- 0				
13- 3	2- 1	1- 1	HOME	1- 1	9- 0	7- 0				
5- 6	0- 3	0- 1	AWAY	0- 2	5- 0	4- 0				
2- 1	0- 0	0- 0	NEUTRAL	0- 0	2- 1	2- 0				
11- 0	1- 0	0- 0	NON-CONFERENCE	0- 0	10- 0	9- 0				
7- 0	1- 0	0- 0	HOME	0- 0	6- 0	5- 0				
2- 0	0- 0	0- 0	AWAY	0- 0	2- 0	2- 0				
2- 0	0- 0	0- 0	NEUTRAL	0- 0	2- 0	2- 0				
9- 10	1- 4	1- 2	CONFERENCE	1- 3	6- 1	4- 0				
6- 3	1- 1	1- 1	HOME	1- 1	3- 0	2- 0				
3- 6	0- 3	0- 1	AWAY	0- 2	3- 0	2- 0				
0- 1	0- 0	0- 0	NEUTRAL	0- 0	0- 1	0- 0				

RPI	S	Opponent	Score	RPI	S	Opponent	Score	RPI	S	Opponent	Score	RPI	S	Opponent	Score
4	H	Stanford	75 68	35	A	UCLA	60 76	53	A	Southern California	77 83	109	H	Idaho St.	74 60
5	A	Oregon	65 87	35	H	UCLA	90 100	53	H	Southern California	80 84	135	A	Washington	58 43
23	A	Arizona St.	58 60	41	H	California	87 74	80	A	Arizona	55 66	135	H	Washington	88 56
23	H	Arizona St.	63 65					80	H	Arizona	80 64	135	N	Washington	54 64
24	A	Oregon St.	63 71									156	H	Alabama	72 62
25	H	BYU	78 67									157	A	Washington St.	72 68
												157	H	Washington St.	75 67
												178	A	Colorado	76 61
												178	H	Colorado	78 59
												182	A	Eastern Wash.	95 51
												187	N	Hawaii	73 48
												212	N	Florida	74 58
												245	A	Nevada	74 52
												271	H	Long Beach St.	82 59
												293	H	Utah Valley	85 47
												314	H	Weber St.	77 56
												337	H	Seattle U	89 62
LAST 12 Division I GAMES:															
135	N	Washington	54 64	23	A	Arizona St.	58 60								
187	N	Hawaii	73 48	80	A	Arizona	55 66								
53	A	Southern California	77 83	35	H	UCLA	90 100								
35	A	UCLA	60 76	53	H	Southern California	80 84								
157	H	Washington St.	75 67	24	A	Oregon St.	63 71								
135	H	Washington	88 56	5	A	Oregon	65 87								

Non-Div I Games:

Utah

Average RPI Win:	231	WON-LOST	WINNING	LAST 10	STRENGTH OF	OPP. STRENGTH	TEAM	ADJ.	CONF.	ADJ CONF.
Average RPI Loss:	127	RECORD	PCT. RANK	GAMES	SCHEDULE	OF SCHEDULE	RPI	RPI	RPI	RPI
DIV. I ONLY	15- 15	168	1- 0	239	103	180	180	15	15	
DIV. I NON-CONF.	4- 6	212	0- 0	237	28	214	214	12	12	
TOTALS	RPI 1-25	RPI 26-50	W-L RECORDS	RPI 51-100	RPI 101-999	RPI 150+				
15- 15	0- 2	1- 0	OVERALL	1- 5	13- 8	13- 6				
7- 6	0- 2	1- 0	HOME	1- 1	5- 3	5- 2				
7- 6	0- 0	0- 0	AWAY	0- 2	7- 4	7- 3				
1- 3	0- 0	0- 0	NEUTRAL	0- 2	1- 1	1- 1				
4- 6	0- 2	0- 0	NON-CONFERENCE	0- 1	4- 3	4- 3				
1- 3	0- 2	0- 0	HOME	0- 0	1- 1	1- 1				
3- 1	0- 0	0- 0	AWAY	0- 0	3- 1	3- 1				
0- 2	0- 0	0- 0	NEUTRAL	0- 1	0- 1	0- 1				
11- 9	0- 0	1- 0	CONFERENCE	1- 4	9- 5	9- 3				
6- 3	0- 0	1- 0	HOME	1- 1	4- 2	4- 1				
4- 5	0- 0	0- 0	AWAY	0- 2	4- 3	4- 2				
1- 1	0- 0	0- 0	NEUTRAL	0- 1	1- 0	1- 0				

RPI 1-25				RPI 26-50				RPI 51-100				RPI 101+ Team's RPI: 180			
RPI	S	Opponent	Score	RPI	S	Opponent	Score	RPI	S	Opponent	Score	RPI	S	Opponent	Score
5	H	Oregon	58 88	38	H	Boise St.	81 68	53	N	Southern California	46 55	119	A	Fresno St.	59 70
25	H	BYU	57 62					56	A	New Mexico	56 74	119	H	Fresno St.	53 64
								56	H	New Mexico	64 68	157	A	Washington St.	72 61
								62	A	Wyoming	35 53	176	A	North Texas	57 41
								62	H	Wyoming	50 42	178	N	Colorado	68 78
								62	N	Wyoming	41 64	190	A	Portland	54 61
												203	A	UNLV	56 77
												207	A	San Diego St.	65 52
												207	H	San Diego St.	54 56
												245	A	Nevada	71 59
												245	H	Nevada	79 76
												271	H	Long Beach St.	48 50
												281	A	Colorado St.	72 53
												281	H	Colorado St.	70 59
												281	N	Colorado St.	62 59
												293	H	Utah Valley	67 62
												297	A	Air Force	48 44
												297	H	Air Force	64 55
												298	A	San Jose St.	59 68
												298	H	San Jose St.	82 49
												302	A	UTSA	62 56
LAST 12 Division I GAMES:															
		281	N	Colorado St.	62	59		56	A	New Mexico	56	74			
		62	N	Wyoming	41	64		297	H	Air Force	64	55			
		281	H	Colorado St.	70	59		62	A	Wyoming	35	53			
		245	A	Nevada	71	59		207	H	San Diego St.	54	56			
		207	A	San Diego St.	65	52		119	H	Fresno St.	53	64			
		38	H	Boise St.	81	68		203	A	UNLV	56	77			

Non-Div I Games: Northern N.M. 106 35

Utah St.

■ Loss,
 ■ Non-Conf, S Site,
 ■ Home
 ■ Away
 N Neutral

Utah Valley

Through Games Of March 15, 2019

Average RPI Win:	289	WON-LOST	WINNING	LAST 10	STRENGTH OF	OPP. STRENGTH	TEAM	ADJ.	CONF.	ADJ CONF.
Average RPI Loss:	195	RECORD	PCT. RANK	GAMES	SCHEDULE	OF SCHEDULE	RPI	RPI	RPI	RPI
DIV. I ONLY	11- 16	225	0- 1	322	317	293	293	30	30	
DIV. I NON-CONF.	3- 7	256	0- 0	241	238	292	292	30	30	
TOTALS	RPI 1-25	RPI 26-50	W-L RECORDS	RPI 51-100	RPI 101-999	RPI 150+				
11- 16	0- 1	0- 0	OVERALL	0- 1	11- 14	11- 11				
8- 5	0- 1	0- 0	HOME	0- 0	8- 4	8- 3				
3- 10	0- 0	0- 0	AWAY	0- 1	3- 9	3- 7				
0- 1	0- 0	0- 0	NEUTRAL	0- 0	0- 1	0- 1				
3- 7	0- 1	0- 0	NON-CONFERENCE	0- 1	3- 5	3- 4				
3- 2	0- 1	0- 0	HOME	0- 0	3- 1	3- 1				
0- 5	0- 0	0- 0	AWAY	0- 1	0- 4	0- 3				
0- 0	0- 0	0- 0	NEUTRAL	0- 0	0- 0	0- 0				
8- 9	0- 0	0- 0	CONFERENCE	0- 0	8- 9	8- 7				
5- 3	0- 0	0- 0	HOME	0- 0	5- 3	5- 2				
3- 5	0- 0	0- 0	AWAY	0- 0	3- 5	3- 4				
0- 1	0- 0	0- 0	NEUTRAL	0- 0	0- 1	0- 1				

RPI	S	Opponent	Score	RPI	S	Opponent	Score	RPI	S	Opponent	Score	RPI	S	Opponent	Score	Team's RPI: 293
25	H	BYU	51 77					91	A	Utah	47 85	109	A	Idaho St.	68 80	
												130	A	New Mexico St.	52 58	
												130	H	New Mexico St.	63 72	
												158	H	UC Riverside	56 53	
												180	A	Utah St.	62 67	
												190	H	Portland	60 65	
												213	A	California Baptist	54 83	
												213	H	California Baptist	74 92	
												214	A	UTRGV	57 55	
												214	H	UTRGV	72 57	
												228	A	UMKC	64 97	
												228	H	UMKC	64 68	
												228	N	UMKC	75 78	
												264	A	Cal St. Fullerton	55 56	
												273	A	Southern Utah	59 60	
												276	A	CSU Bakersfield	73 92	
												276	H	CSU Bakersfield	78 70	
												289	H	UC Santa Barbara	63 54	
												314	H	Weber St.	65 59	
												337	A	Seattle U	58 55	
												337	H	Seattle U	63 56	
												342	A	Grand Canyon	54 64	
												342	H	Grand Canyon	57 46	
												348	A	Chicago St.	70 65	
												348	H	Chicago St.	76 61	
LAST 12 Division I GAMES:																
				228	N	UMKC	75 78					214	H	UTRGV	72 57	
				276	A	CSU Bakersfield	73 92					130	H	New Mexico St.	63 72	
				342	A	Grand Canyon	54 64					337	H	Seattle U	63 56	
				213	H	California Baptist	74 92					213	A	California Baptist	54 83	
				228	A	UMKC	64 97					348	H	Chicago St.	76 61	
				348	A	Chicago St.	70 65					228	H	UMKC	64 68	

Non-Div I Games: Ottawa (AZ) 90 61 La Verne 86 79 Arizona Christian 76 68

Utah Valley

Loss, Non-Conf, S Site, H Home A Away N Neutral

Average RPI Win:	210	WON-LOST	WINNING	LAST 10	STRENGTH OF	OPP. STRENGTH	TEAM	ADJ.	CONF.	ADJ CONF.
Average RPI Loss:	117	RECORD	PCT. RANK	GAMES	SCHEDULE	OF SCHEDULE	RPI	RPI	RPI	RPI
DIV. I ONLY	23- 9	53	1- 0	210	161	93	93	17	17	
DIV. I NON-CONF.	8- 5	119	0- 0	182	156	114	114	16	16	
TOTALS	RPI 1-25	RPI 26-50	W-L RECORDS	RPI 51-100	RPI 101-999	RPI 150+				
23- 9	0- 0	0- 1	OVERALL	2- 3	21- 5	17- 2				
12- 1	0- 0	0- 0	HOME	0- 1	12- 0	9- 0				
8- 6	0- 0	0- 1	AWAY	2- 1	6- 4	6- 2				
3- 2	0- 0	0- 0	NEUTRAL	0- 1	3- 1	2- 0				
8- 5	0- 0	0- 1	NON-CONFERENCE	1- 2	7- 2	5- 0				
4- 1	0- 0	0- 0	HOME	0- 1	4- 0	2- 0				
3- 3	0- 0	0- 1	AWAY	1- 1	2- 1	2- 0				
1- 1	0- 0	0- 0	NEUTRAL	0- 0	1- 1	1- 0				
15- 4	0- 0	0- 0	CONFERENCE	1- 1	14- 3	12- 2				
8- 0	0- 0	0- 0	HOME	0- 0	8- 0	7- 0				
5- 3	0- 0	0- 0	AWAY	1- 0	4- 3	4- 2				
2- 1	0- 0	0- 0	NEUTRAL	0- 1	2- 0	1- 0				

RPI 1-25			RPI 26-50			RPI 51-100			Team's RPI: 93			RPI 101+			
RPI	S	Opponent	Score	RPI	S	Opponent	Score	RPI	S	Opponent	Score	RPI	S	Opponent	Score
37	A	North Carolina	47 59	71	A	Georgetown	47 45	108	A	Old Dominion	57 60	118	H	Dayton	64 62
				77	A	Cincinnati	54 66					118	N	Dayton	61 52
				81	A	Fordham	47 44					123	H	UNCW	58 47
				81	N	Fordham	47 62					132	N	IUPUI	61 63
				82	H	Radford	49 54					136	A	Duquesne	68 71
												148	H	Wake Forest	53 40
												151	H	Davidson	61 54
												161	A	William & Mary	72 55
												183	A	Saint Louis	60 76
												183	H	Saint Louis	57 47
												202	A	N.C. A&T	54 48
												204	H	Massachusetts	52 48
												219	A	George Washington	48 57
												227	A	George Mason	62 38
												235	A	Saint Joseph's	65 47
												235	H	Saint Joseph's	59 40
												235	N	Saint Joseph's	58 47
												260	H	Rhode Island	74 39
												262	A	St. Bonaventure	59 50
LAST 12 Division I GAMES:															
												272	A	Richmond	68 43
												272	H	Richmond	58 37
												283	H	La Salle	68 38
												314	N	Weber St.	64 36
												338	H	Longwood	84 55
												340	H	Delaware St.	97 55
235	N	Saint Joseph's	58 47	227	A	George Mason	62 38								
118	N	Dayton	61 52	118	H	Dayton	64 62								
81	N	Fordham	47 62	272	H	Richmond	58 37								
151	H	Davidson	61 54	262	A	St. Bonaventure	59 50								
183	A	Saint Louis	60 76	235	A	Saint Joseph's	65 47								
136	A	Duquesne	68 71	204	H	Massachusetts	52 48								

Non-Div I Games:

VCU

Valparaiso

Through Games Of March 15, 2019

Average RPI Win:	276	WON-LOST	WINNING	LAST 10	STRENGTH OF	OPP. STRENGTH	TEAM	ADJ.	CONF.	ADJ CONF.
Average RPI Loss:	156	RECORD	PCT. RANK	GAMES	SCHEDULE	OF SCHEDULE	RPI	RPI	RPI	RPI
DIV. I ONLY	8- 24	300	0- 1	255	199	303	303	13	13	
DIV. I NON-CONF.	4- 8	241	0- 0	335	292	331	331	15	15	
TOTALS	RPI 1-25	RPI 26-50	W-L RECORDS	RPI 51-100	RPI 101-999	RPI 150+				
8- 24	0- 3	0- 1	OVERALL	0- 5	8- 15	8- 12				
4- 11	0- 1	0- 1	HOME	0- 3	4- 6	4- 5				
2- 12	0- 1	0- 0	AWAY	0- 2	2- 9	2- 7				
2- 1	0- 1	0- 0	NEUTRAL	0- 0	2- 0	2- 0				
4- 8	0- 0	0- 1	NON-CONFERENCE	0- 1	4- 6	4- 5				
1- 5	0- 0	0- 1	HOME	0- 1	1- 3	1- 3				
2- 3	0- 0	0- 0	AWAY	0- 0	2- 3	2- 2				
1- 0	0- 0	0- 0	NEUTRAL	0- 0	1- 0	1- 0				
4- 16	0- 3	0- 0	CONFERENCE	0- 4	4- 9	4- 7				
3- 6	0- 1	0- 0	HOME	0- 2	3- 3	3- 2				
0- 9	0- 1	0- 0	AWAY	0- 2	0- 6	0- 5				
1- 1	0- 1	0- 0	NEUTRAL	0- 0	1- 0	1- 0				

RPI 1-25				RPI 26-50				RPI 51-100				RPI 101+ Team's RPI: 303			
RPI	S	Opponent	Score	RPI	S	Opponent	Score	RPI	S	Opponent	Score	RPI	S	Opponent	Score
17	A	Drake	53 84	44	H	Miami (OH)	47 68	70	A	Missouri St.	63 108	129	A	Morehead St.	62 68
17	H	Drake	62 88					70	H	Missouri St.	58 77	131	A	Illinois St.	53 74
17	N	Drake	58 86					83	A	UNI	52 71	131	H	Illinois St.	67 70
								83	H	UNI	56 64	152	A	Bradley	76 87
								85	H	Toledo	59 65	152	H	Bradley	76 73
												153	A	Southern Ill.	65 87
												153	H	Southern Ill.	47 58
												218	H	Bowling Green	72 79
												223	H	North Dakota	56 62
												225	A	Illinois	54 73
												247	A	Indiana St.	59 67
												247	H	Indiana St.	82 86
												247	N	Indiana St.	79 77
												248	N	St. Francis Brooklyn	78 76
												255	A	Loyola Chicago	54 80
												255	H	Loyola Chicago	81 74
												295	H	Eastern Ill.	62 60
												322	H	North Dakota St.	48 51
												331	A	Evansville	65 77
												331	H	Evansville	93 49
												334	A	Purdue Fort Wayne	68 64
												339	A	UIC	65 75
												348	A	Chicago St.	76 70
LAST 12 Division I GAMES:															
		17	N	Drake	58	86				70	H	Missouri St.	58	77	
		247	N	Indiana St.	79	77				247	A	Indiana St.	59	67	
		255	H	Loyola Chicago	81	74				331	A	Evansville	65	77	
		131	A	Illinois St.	53	74				83	H	UNI	56	64	
		152	A	Bradley	76	87				17	H	Drake	62	88	
		153	H	Southern Ill.	47	58				131	H	Illinois St.	67	70	

Non-Div I Games:

Valparaiso

■ Loss,
■ Non-Conf,
■ S Site,
■ H Home
■ A Away
N Neutral

Vanderbilt

Through Games Of March 15, 2019

Average RPI Win:	241	WON-LOST	WINNING	LAST 10	STRENGTH OF	OPP. STRENGTH	TEAM	ADJ.	CONF.	ADJ CONF.
Average RPI Loss:	74	RECORD	PCT. RANK	GAMES	SCHEDULE	OF SCHEDULE	RPI	RPI	RPI	RPI
DIV. I ONLY	7- 23	305	0- 1	54	48	210	210	5	5	
DIV. I NON-CONF.	5- 8	224	0- 0	87	65	181	181	5	5	
TOTALS	RPI 1-25	RPI 26-50	W-L RECORDS	RPI 51-100	RPI 101-999	RPI 150+				
7- 23	0- 8	0- 4	OVERALL	1- 5	6- 6	6- 5				
5- 9	0- 1	0- 2	HOME	0- 2	5- 4	5- 3				
2- 10	0- 5	0- 2	AWAY	1- 2	1- 1	1- 1				
0- 4	0- 2	0- 0	NEUTRAL	0- 1	0- 1	0- 1				
5- 8	0- 3	0- 2	NON-CONFERENCE	0- 2	5- 1	5- 1				
4- 2	0- 0	0- 1	HOME	0- 0	4- 1	4- 1				
1- 3	0- 1	0- 1	AWAY	0- 1	1- 0	1- 0				
0- 3	0- 2	0- 0	NEUTRAL	0- 1	0- 0	0- 0				
2- 15	0- 5	0- 2	CONFERENCE	1- 3	1- 5	1- 4				
1- 7	0- 1	0- 1	HOME	0- 2	1- 3	1- 2				
1- 7	0- 4	0- 1	AWAY	1- 1	0- 1	0- 1				
0- 1	0- 0	0- 0	NEUTRAL	0- 0	0- 1	0- 1				

RPI S	Opponent	Score	RPI S	Opponent	Score	RPI S	Opponent	Score	RPI S	Opponent	Score	Team's RPI: 210
6 N	UConn	42 80	30 A	Missouri	46 69	61 A	Tennessee	76 69	111 H	Georgia	64 71	
8 A	Mississippi St.	70 86	31 H	Central Mich.	57 66	61 H	Tennessee	65 82	156 H	Alabama	65 84	
9 A	NC State	54 74	32 A	Kansas St.	61 72	63 A	Middle Tenn.	58 65	156 N	Alabama	57 74	
16 A	Texas A&M	53 69	48 H	Auburn	70 72	66 A	Arkansas	62 83	200 H	North Ala.	71 74	
16 H	Texas A&M	43 50				87 H	LSU	68 79	212 H	Florida	66 78	
18 A	South Carolina	69 80				92 N	Creighton	55 75	220 A	Ball St.	60 43	
19 N	Miami (FL)	65 90							237 A	Ole Miss	60 65	
22 A	Kentucky	55 77							237 H	Ole Miss	80 68	
									261 H	Austin Peay	99 70	
									290 H	Samford	77 52	
									304 H	Tennessee St.	89 63	
									315 H	Presbyterian	78 43	
LAST 12 Division I GAMES:												
156 N	Alabama	57 74	237 A	Ole Miss	60 65							
212 H	Florida	66 78	30 A	Missouri	46 69							
61 A	Tennessee	76 69	61 H	Tennessee	65 82							
8 A	Mississippi St.	70 86	16 A	Texas A&M	53 69							
156 H	Alabama	65 84	18 A	South Carolina	69 80							
87 H	LSU	68 79	237 H	Ole Miss	80 68							

Non-Div I Games:

Vanderbilt

Loss, Non-Conf, S Site, H Home A Away N Neutral

Average RPI Win: 288	WON-LOST	WINNING	LAST 10	STRENGTH OF	OPP. STRENGTH	TEAM	ADJ.	CONF.	ADJ CONF.
Average RPI Loss: 163	RECORD	PCT. RANK	GAMES	SCHEDULE	OF SCHEDULE	RPI	RPI	RPI	RPI
DIV. I ONLY	10- 18	250	0- 1	257	277	279	279	23	23
DIV. I NON-CONF.	3- 8	267	0- 0	247	279	297	297	24	24
TOTALS	RPI 1-25	RPI 26-50	W-L RECORDS	RPI 51-100	RPI 101-999	RPI 150+			
10- 18	0- 0	0- 0	OVERALL	0- 3	10- 15	10- 7			
6- 9	0- 0	0- 0	HOME	0- 2	6- 7	6- 4			
4- 9	0- 0	0- 0	AWAY	0- 1	4- 8	4- 3			
0- 0	0- 0	0- 0	NEUTRAL	0- 0	0- 0	0- 0			
3- 8	0- 0	0- 0	NON-CONFERENCE	0- 1	3- 7	3- 4			
2- 5	0- 0	0- 0	HOME	0- 1	2- 4	2- 3			
1- 3	0- 0	0- 0	AWAY	0- 0	1- 3	1- 1			
0- 0	0- 0	0- 0	NEUTRAL	0- 0	0- 0	0- 0			
7- 10	0- 0	0- 0	CONFERENCE	0- 2	7- 8	7- 3			
4- 4	0- 0	0- 0	HOME	0- 1	4- 3	4- 1			
3- 6	0- 0	0- 0	AWAY	0- 1	3- 5	3- 2			
0- 0	0- 0	0- 0	NEUTRAL	0- 0	0- 0	0- 0			

RPI 1-25			RPI 26-50			RPI 51-100				RPI 101+			Team's RPI: 279		
RPI	S	Opponent	Score	RPI	S	Opponent	Score	RPI	S	Opponent	Score	RPI	S	Opponent	Score
								54	A	Maine	45 66	103	A	Hartford	32 61
								54	H	Maine	51 63	103	H	Hartford	48 76
								55	H	Drexel	44 60	114	A	South Fla.	55 102
												137	H	Yale	55 58
												139	A	Stony Brook	48 58
												139	A	Stony Brook	58 69
												139	H	Stony Brook	61 67
												150	A	Kansas	36 77
												171	H	Rider	54 49
												173	H	Holy Cross	40 65
												211	H	Dartmouth	42 66
												236	A	Albany (NY)	40 65
												236	H	Albany (NY)	52 39
												254	A	Binghamton	58 57
												254	H	Binghamton	50 59
												260	H	Rhode Island	58 61
												286	A	Canisius	46 67
												305	A	UMBC	58 44
												305	H	UMBC	58 50
												318	H	Wagner	56 54
												319	A	New Hampshire	51 50
												319	H	New Hampshire	69 60
												325	A	NJIT	71 63
												327	A	UMass Lowell	51 54
												327	H	UMass Lowell	52 42
LAST 12 Division I GAMES:															
139	A	Stony Brook	58 69	319	A	New Hampshire	51 50								
55	H	Drexel	44 60	236	A	Albany (NY)	40 65								
139	A	Stony Brook	48 58	54	A	Maine	45 66								
254	H	Binghamton	50 59	327	H	UMass Lowell	52 42								
305	H	UMBC	58 50	139	H	Stony Brook	61 67								
103	H	Hartford	48 76	305	A	UMBC	58 44								

Non-Div I Games: Norwich 78 28

Vermont

■ Loss,
 ■ Non-Conf, S Site,
 ■ Home
 ■ Away
 N Neutral

Average RPI Win: 142		WON-LOST	WINNING	LAST 10	STRENGTH OF		OPP. STRENGTH	TEAM	ADJ.	CONF.	ADJ CONF.
Average RPI Loss: 57		RECORD	PCT. RANK	GAMES	SCHEDULE		OF SCHEDULE	RPI	RPI	RPI	RPI
DIV. I ONLY		18- 12	115	0- 1	48		56	57	57	6	6
DIV. I NON-CONF.		9- 2	43	0- 0	56		73	20	20	4	4
<hr/>											
TOTALS	RPI 1-25	RPI 26-50		W-L RECORDS		RPI 51-100		RPI 101-999		RPI 150+	
18- 12	0- 5	0- 0		OVERALL		5- 5		13- 2		6- 0	
10- 4	0- 2	0- 0		HOME		3- 1		7- 1		3- 0	
8- 6	0- 3	0- 0		AWAY		2- 2		6- 1		3- 0	
0- 2	0- 0	0- 0		NEUTRAL		0- 2		0- 0		0- 0	
9- 2	0- 1	0- 0		NON-CONFERENCE		2- 1		7- 0		4- 0	
5- 0	0- 0	0- 0		HOME		1- 0		4- 0		2- 0	
4- 1	0- 1	0- 0		AWAY		1- 0		3- 0		2- 0	
0- 1	0- 0	0- 0		NEUTRAL		0- 1		0- 0		0- 0	
9- 10	0- 4	0- 0		CONFERENCE		3- 4		6- 2		2- 0	
5- 4	0- 2	0- 0		HOME		2- 1		3- 1		1- 0	
4- 5	0- 2	0- 0		AWAY		1- 2		3- 1		1- 0	
0- 1	0- 0	0- 0		NEUTRAL		0- 1		0- 0		0- 0	

RPI S	Opponent	Score	RPI S	Opponent	Score	RPI S	Opponent	Score	RPI S	Opponent	Score
12	A Marquette	55 93				52	H Princeton	67 46	103	H Hartford	59 41
12	H Marquette	55 91				59	A Penn	58 50	111	H Georgia	62 56
15	A UCF	56 71				71	A Georgetown	63 68	116	A St. John's (NY)	73 57
20	A DePaul	70 93				71	H Georgetown	91 43	116	H St. John's (NY)	62 66
20	H DePaul	59 66				71	N Georgetown	67 76	119	A Providence	61 67
						73	N Virginia Tech	59 61	119	H Providence	53 33
						75	A Butler	60 62	124	A Lehigh	70 48
						75	H Butler	55 63	141	A Seton Hall	70 66
						92	A Creighton	54 52	141	H Seton Hall	73 68
						92	H Creighton	67 62	166	H Temple	76 68
									217	A Xavier	68 63
									217	H Xavier	75 71
									219	A George Washington	60 45
									235	A Saint Joseph's	47 35
									283	H La Salle	81 68
LAST 12 Division I GAMES:											
71	N Georgetown	67 76	12	A Marquette	55 93						
75	A Butler	60 62	20	A DePaul	70 93						
217	A Xavier	68 63	92	H Creighton	67 62						
141	H Seton Hall	73 68	119	H Providence	53 33						
116	H St. John's (NY)	62 66	116	A St. John's (NY)	73 57						
71	H Georgetown	91 43	141	A Seton Hall	70 66						

Non-Div I Games:

Villanova

■ Loss,
■ Non-Conf, S Site,
■ Home
■ Away
N Neutral

Average RPI Win:	127	WON-LOST	WINNING	LAST 10	STRENGTH OF	OPP. STRENGTH	TEAM	ADJ.	CONF.	ADJ CONF.
Average RPI Loss:	48	RECORD	PCT. RANK	GAMES	SCHEDULE	OF SCHEDULE	RPI	RPI	RPI	RPI
DIV. I ONLY	12- 19	236	1- 0	3	14	98	98	1	1	
DIV. I NON-CONF.	6- 7	172	0- 0	18	84	103	103	1	1	
TOTALS	RPI 1-25	RPI 26-50	W-L RECORDS	RPI 51-100	RPI 101-999	RPI 150+				
12- 19	0- 10	0- 4	OVERALL	4- 2	8- 3	2- 2				
8- 8	0- 4	0- 1	HOME	4- 1	4- 2	2- 1				
2- 9	0- 5	0- 3	AWAY	0- 1	2- 0	0- 0				
2- 2	0- 1	0- 0	NEUTRAL	0- 0	2- 1	0- 1				
6- 7	0- 2	0- 2	NON-CONFERENCE	1- 1	5- 2	2- 2				
4- 4	0- 1	0- 1	HOME	1- 1	3- 1	2- 1				
1- 2	0- 1	0- 1	AWAY	0- 0	1- 0	0- 0				
1- 1	0- 0	0- 0	NEUTRAL	0- 0	1- 1	0- 1				
6- 12	0- 8	0- 2	CONFERENCE	3- 1	3- 1	0- 0				
4- 4	0- 3	0- 0	HOME	3- 0	1- 1	0- 0				
1- 7	0- 4	0- 2	AWAY	0- 1	1- 0	0- 0				
1- 1	0- 1	0- 0	NEUTRAL	0- 0	1- 0	0- 0				

RPI 1-25				RPI 26-50				RPI 51-100				Team's RPI: 98		RPI 101+			
RPI	S	Opponent	Score	RPI	S	Opponent	Score	RPI	S	Opponent	Score			RPI	S	Opponent	Score
1	A	Notre Dame	66 103	31	H	Central Mich.	61 74	67	H	Georgia Tech	53 45			105	H	Charlotte	65 61
3	A	Louisville	43 91	37	A	North Carolina	53 70	72	H	American	57 54			108	A	Old Dominion	73 67
3	H	Louisville	49 71	43	A	Michigan St.	66 91	73	A	Virginia Tech	45 63			114	N	South Fla.	74 67
8	H	Mississippi St.	44 72	50	A	Clemson	65 71	73	H	Virginia Tech	62 58			126	A	Pittsburgh	74 57
9	H	NC State	38 66					78	H	Duke	53 47			133	H	Boston College	79 77
10	A	Syracuse	68 72					82	H	Radford	44 57			133	N	Boston College	77 61
10	N	Syracuse	57 67											148	H	Wake Forest	42 52
19	A	Miami (FL)	59 72											156	N	Alabama	52 64
21	H	Florida St.	61 63											183	H	Saint Louis	65 67
22	A	Kentucky	51 63											202	H	N.C. A&T	67 57
														313	H	Coppin St.	55 41
LAST 12 Division I GAMES:																	
				133	N	Boston College	77 61	37	A	North Carolina	53 70						
				10	N	Syracuse	57 67	78	H	Duke	53 47						
				1	A	Notre Dame	66 103	133	H	Boston College	79 77						
				73	A	Virginia Tech	45 63	19	A	Miami (FL)	59 72						
				67	H	Georgia Tech	53 45	10	A	Syracuse	68 72						
				3	H	Louisville	49 71	148	H	Wake Forest	42 52						

Non-Div I Games:

Virginia

■ Loss,
 ■ Non-Conf, S Site,
 ■ Home
 ■ Away
 N Neutral

Average RPI Win:	158	WON-LOST	WINNING	LAST 10	STRENGTH OF	OPP. STRENGTH	TEAM	ADJ.	CONF.	ADJ CONF.
Average RPI Loss:	33	RECORD	PCT. RANK	GAMES	SCHEDULE	OF SCHEDULE	RPI	RPI	RPI	RPI
DIV. I ONLY	20- 11	93	1- 0	83	15	73	73	1	1	
DIV. I NON-CONF.	13- 0	1	0- 0	242	140	30	30	1	1	
TOTALS	RPI 1-25	RPI 26-50	W-L RECORDS	RPI 51-100	RPI 101-999	RPI 150+				
20- 11	1- 6	1- 3	OVERALL	4- 2	14- 0	8- 0				
11- 5	1- 4	1- 1	HOME	2- 0	7- 0	6- 0				
4- 5	0- 2	0- 1	AWAY	1- 2	3- 0	1- 0				
5- 1	0- 0	0- 1	NEUTRAL	1- 0	4- 0	1- 0				
13- 0	0- 0	1- 0	NON-CONFERENCE	2- 0	10- 0	8- 0				
8- 0	0- 0	1- 0	HOME	1- 0	6- 0	6- 0				
1- 0	0- 0	0- 0	AWAY	0- 0	1- 0	1- 0				
4- 0	0- 0	0- 0	NEUTRAL	1- 0	3- 0	1- 0				
7- 11	1- 6	0- 3	CONFERENCE	2- 2	4- 0	0- 0				
3- 5	1- 4	0- 1	HOME	1- 0	1- 0	0- 0				
3- 5	0- 2	0- 1	AWAY	1- 2	2- 0	0- 0				
1- 1	0- 0	0- 1	NEUTRAL	0- 0	1- 0	0- 0				

RPI S	Opponent	Score	RPI S	Opponent	Score	RPI S	Opponent	Score	RPI S	Opponent	Score
1	H Notre Dame	51 80	27	H Rutgers	67 51	57	N Villanova	61 59	102	N Ohio St.	81 73
3	H Louisville	63 72	37	H North Carolina	69 81	67	A Georgia Tech	68 76	118	N Dayton	69 57
9	A NC State	61 70	50	A Clemson	66 73	78	A Duke	64 57	126	A Pittsburgh	74 58
10	H Syracuse	73 75	50	N Clemson	79 80	82	H Radford	55 44	133	A Boston College	95 86
19	A Miami (FL)	61 68				98	A Virginia	58 62	148	H Wake Forest	69 57
19	H Miami (FL)	73 65				98	H Virginia	63 45	148	N Wake Forest	85 63
21	H Florida St.	54 56							168	H Chattanooga	74 59
									184	A Liberty	72 61
									216	H Monmouth	82 49
									224	H Mt. St. Mary's	83 51
									272	N Richmond	85 57
									287	H Ga. Southern	78 49
									338	H Longwood	93 39
									343	H USC Upstate	96 45
LAST 12 Division I GAMES:											
148	N Wake Forest	85 63	67	A Georgia Tech	68 76						
50	N Clemson	79 80	78	A Duke	64 57						
148	H Wake Forest	69 57	3	H Louisville	63 72						
98	H Virginia	63 45	133	A Boston College	95 86						
50	A Clemson	66 73	126	A Pittsburgh	74 58						
19	H Miami (FL)	73 65	21	H Florida St.	54 56						

Non-Div I Games:

Virginia Tech

■ Loss,
 ■ Non-Conf,
 ■ S Site,
 ■ H Home
 ■ A Away
 N Neutral

Average RPI Win:	317	WON-LOST	WINNING	LAST 10	STRENGTH OF	OPP. STRENGTH	TEAM	ADJ.	CONF.	ADJ CONF.
Average RPI Loss:	220	RECORD	PCT. RANK	GAMES	SCHEDULE	OF SCHEDULE	RPI	RPI	RPI	RPI
DIV. I ONLY	9- 20	269	0- 1	329	349	318	318	31	31	
DIV. I NON-CONF.	1- 9	326	0- 0	309	339	343	343	31	31	
TOTALS	RPI 1-25	RPI 26-50	W-L RECORDS	RPI 51-100	RPI 101-999	RPI 150+				
9- 20	0- 0	0- 0	OVERALL	0- 1	9- 19	9- 16				
5- 7	0- 0	0- 0	HOME	0- 0	5- 7	5- 6				
4- 12	0- 0	0- 0	AWAY	0- 1	4- 11	4- 9				
0- 1	0- 0	0- 0	NEUTRAL	0- 0	0- 1	0- 1				
1- 9	0- 0	0- 0	NON-CONFERENCE	0- 1	1- 8	1- 5				
0- 3	0- 0	0- 0	HOME	0- 0	0- 3	0- 2				
1- 5	0- 0	0- 0	AWAY	0- 1	1- 4	1- 2				
0- 1	0- 0	0- 0	NEUTRAL	0- 0	0- 1	0- 1				
8- 11	0- 0	0- 0	CONFERENCE	0- 0	8- 11	8- 11				
5- 4	0- 0	0- 0	HOME	0- 0	5- 4	5- 4				
3- 7	0- 0	0- 0	AWAY	0- 0	3- 7	3- 7				
0- 0	0- 0	0- 0	NEUTRAL	0- 0	0- 0	0- 0				

RPI S	Opponent	Score	RPI S	Opponent	Score	RPI S	Opponent	Score	RPI S	Opponent	Score	Team's RPI: 318
						81	A Fordham	59	70			
						137	H Yale	41	74			
						139	A Stony Brook	45	70			
						141	A Seton Hall	40	95			
						177	A Robert Morris	46	69			
						177	H Robert Morris	57	77			
						192	A Sacred Heart	64	72			
						192	A Sacred Heart	51	68			
						192	H Sacred Heart	68	80			
						194	A Saint Francis (PA)	70	107			
						194	H Saint Francis (PA)	58	67			
						224	A Mt. St. Mary's	66	81			
						224	H Mt. St. Mary's	92	76			
						248	A St. Francis Brooklyn	61	76			
						248	H St. Francis Brooklyn	87	85			
						278	N Siena	71	74			
						279	A Vermont	54	56			
						291	H Army West Point	46	61			
						294	A Bryant	73	76			
						294	H Bryant	69	84			
						320	H Lafayette	43	66			
						328	A Central Conn. St.	75	63			
						328	H Central Conn. St.	70	62			
						338	A Longwood	86	60			
						344	A Fairleigh Dickinson	60	44			
						344	H Fairleigh Dickinson	71	59			
						347	A Saint Peter's	57	69			
LAST 12 Division I GAMES:												
192	A	Sacred Heart	51	68	344	A	Fairleigh Dickinson	60	44			
278	N	Siena	71	74	224	A	Mt. St. Mary's	66	81			
294	A	Bryant	73	76	328	H	Central Conn. St.	70	62			
194	H	Saint Francis (PA)	58	67	248	H	St. Francis Brooklyn	87	85			
177	H	Robert Morris	57	77	351	A	LIU Brooklyn	66	62			
294	H	Bryant	69	84	351	H	LIU Brooklyn	72	62			

Non-Div I Games: Staten Island 86 59

Wagner

■ Loss,
 ■ Non-Conf,
 ■ S Site,
 ■ H Home
 ■ A Away
 N Neutral

W
a
g
n
e
r

Wagner
RPI S Opponent Score

Through Games Of March 15, 2019

RPI	S	Opponent	Score	
351	A	LIU Brooklyn	66	62
351	H	LIU Brooklyn	72	62

W
a
g
n
e
r

Wagner

Wake Forest

Through Games Of March 15, 2019

Average RPI Win:	164	WON-LOST	WINNING	LAST 10	STRENGTH OF	OPP. STRENGTH	TEAM	ADJ.	CONF.	ADJ CONF.
Average RPI Loss:	67	RECORD	PCT. RANK	GAMES	SCHEDULE	OF SCHEDULE	RPI	RPI	RPI	RPI
DIV. I ONLY	10- 20	262	0- 1	20	51	148	148	1	1	
DIV. I NON-CONF.	9- 4	85	0- 0	58	275	76	76	1	1	
TOTALS	RPI 1-25	RPI 26-50	W-L RECORDS	RPI 51-100	RPI 101-999	RPI 150+				
10- 20	0- 7	1- 3	OVERALL	1- 6	8- 4	4- 2				
7- 10	0- 3	1- 2	HOME	0- 2	6- 3	3- 1				
2- 9	0- 4	0- 1	AWAY	1- 3	1- 1	0- 1				
1- 1	0- 0	0- 0	NEUTRAL	0- 1	1- 0	1- 0				
9- 4	0- 0	1- 1	NON-CONFERENCE	0- 1	8- 2	4- 2				
7- 2	0- 0	1- 1	HOME	0- 0	6- 1	3- 1				
1- 2	0- 0	0- 0	AWAY	0- 1	1- 1	0- 1				
1- 0	0- 0	0- 0	NEUTRAL	0- 0	1- 0	1- 0				
1- 16	0- 7	0- 2	CONFERENCE	1- 5	0- 2	0- 0				
0- 8	0- 3	0- 1	HOME	0- 2	0- 2	0- 0				
1- 7	0- 4	0- 1	AWAY	1- 2	0- 0	0- 0				
0- 1	0- 0	0- 0	NEUTRAL	0- 1	0- 0	0- 0				

RPI	S	Opponent	Score	RPI	S	Opponent	Score	RPI	S	Opponent	Score	RPI	S	Opponent	Score	Team's RPI: 148
1	A	Notre Dame	48 78	36	H	James Madison	50 49	67	H	Georgia Tech	46 60	105	A	Charlotte	69 43	
3	H	Louisville	49 73	37	A	North Carolina	61 84	73	A	Virginia Tech	57 69	116	H	St. John's (NY)	64 59	
9	A	NC State	46 80	47	H	Indiana	73 87	73	N	Virginia Tech	63 85	122	H	Towson	60 53	
9	H	NC State	50 59	50	H	Clemson	53 69	78	A	Duke	52 66	126	H	Pittsburgh	64 70	
10	A	Syracuse	57 77					78	H	Duke	44 55	133	H	Boston College	64 65	
19	H	Miami (FL)	57 72					93	A	VCU	40 53	134	H	Mercer	69 54	
21	A	Florida St.	61 85					98	A	Virginia	52 42	193	A	East Carolina	61 70	
												205	H	UMES	78 67	
												217	H	Xavier	50 62	
												250	H	Norfolk St.	63 61	
												272	H	Richmond	62 48	
												299	N	South Carolina St.	58 44	
LAST 12 Division I GAMES:																
73	N	Virginia Tech	63 85	67	H	Georgia Tech	46 60									
73	A	Virginia Tech	57 69	50	H	Clemson	53 69									
126	H	Pittsburgh	64 70	21	A	Florida St.	61 85									
78	H	Duke	44 55	9	H	NC State	50 59									
9	A	NC State	46 80	98	A	Virginia	52 42									
10	A	Syracuse	57 77	78	A	Duke	52 66									

Non-Div I Games:

Wake Forest

■ Loss,
 ■ Non-Conf,
 ■ S Site,
 ■ H Home
 ■ A Away
 N Neutral

Average RPI Win:	172	WON-LOST	WINNING	LAST 10	STRENGTH OF	OPP. STRENGTH	TEAM	ADJ.	CONF.	ADJ CONF.
Average RPI Loss:	55	RECORD	PCT. RANK	GAMES	SCHEDULE	OF SCHEDULE	RPI	RPI	RPI	RPI
DIV. I ONLY	11- 21	261	1- 0	16	54	135	135	2	2	
DIV. I NON-CONF.	7- 5	132	0- 0	76	181	121	121	2	2	
<hr/>										
TOTALS	RPI 1-25	RPI 26-50	W-L RECORDS	RPI 51-100	RPI 101-999	RPI 150+				
11- 21	1- 8	0- 5	OVERALL	2- 5	8- 3	7- 3				
6- 9	0- 4	0- 2	HOME	0- 2	6- 1	5- 1				
2- 9	0- 3	0- 2	AWAY	0- 2	2- 2	2- 2				
3- 3	1- 1	0- 1	NEUTRAL	2- 1	0- 0	0- 0				
7- 5	0- 1	0- 2	NON-CONFERENCE	1- 1	6- 1	5- 1				
5- 2	0- 1	0- 1	HOME	0- 0	5- 0	4- 0				
1- 1	0- 0	0- 0	AWAY	0- 0	1- 1	1- 1				
1- 2	0- 0	0- 1	NEUTRAL	1- 1	0- 0	0- 0				
4- 16	1- 7	0- 3	CONFERENCE	1- 4	2- 2	2- 2				
1- 7	0- 3	0- 1	HOME	0- 2	1- 1	1- 1				
1- 8	0- 3	0- 2	AWAY	0- 2	1- 1	1- 1				
2- 1	1- 1	0- 0	NEUTRAL	1- 0	0- 0	0- 0				

RPI 1-25				RPI 26-50				RPI 51-100				RPI 101+ Team's RPI: 135			
RPI	S	Opponent	Score	RPI	S	Opponent	Score	RPI	S	Opponent	Score	RPI	S	Opponent	Score
4	A	Stanford	54 91	35	A	UCLA	60 76	53	A	Southern California	57 82	102	H	Ohio St.	69 59
4	H	Stanford	53 72	38	H	Boise St.	69 73	78	N	Duke	71 64	157	A	Washington St.	61 94
4	N	Stanford	61 72	41	A	California	70 79	80	H	Arizona	59 69	157	H	Washington St.	76 79
5	A	Oregon	71 84	41	H	California	65 71	81	N	Fordham	57 65	169	A	Tulane	51 63
5	H	Oregon	57 76	46	N	Michigan	73 80	91	A	Utah	56 88	178	A	Colorado	60 46
8	H	Mississippi St.	56 103					91	H	Utah	43 58	178	H	Colorado	68 58
24	A	Oregon St.	67 78					91	N	Utah	64 54	186	H	Montana	69 54
24	H	Oregon St.	39 86									222	H	Northern Ariz.	81 59
24	N	Oregon St.	68 67									227	H	George Mason	81 52
												264	H	Cal St. Fullerton	83 74
												337	A	Seattle U	69 58
LAST 12 Division I GAMES:															
		91 N Utah	64 54			4 H Stanford	53 72								
		24 N Oregon St.	68 67			41 H California	65 71								
		4 N Stanford	61 72			178 A Colorado	60 46								
		38 H Boise St.	69 73			91 A Utah	56 88								
		46 N Michigan	73 80			157 A Washington St.	61 94								
		81 N Fordham	57 65			80 H Arizona	59 69								

Non-Div I Games:

Washington

■ Loss,
■ Non-Conf,
■ S Site,
■ Home
■ A Away
N Neutral

Average RPI Win:	154	WON-LOST	WINNING	LAST 10	STRENGTH OF	OPP. STRENGTH	TEAM	ADJ.	CONF.	ADJ CONF.
Average RPI Loss:	61	RECORD	PCT. RANK	GAMES	SCHEDULE	OF SCHEDULE	RPI	RPI	RPI	RPI
DIV. I ONLY	9- 21	274	0- 1	21	28	157	157	2	2	
DIV. I NON-CONF.	5- 6	177	0- 0	69	114	165	165	2	2	
TOTALS	RPI 1-25	RPI 26-50	W-L RECORDS	RPI 51-100	RPI 101-999	RPI 150+				
9- 21	0- 8	1- 5	OVERALL	2- 4	6- 4	4- 2				
6- 9	0- 4	1- 2	HOME	2- 2	3- 1	2- 1				
1- 10	0- 4	0- 2	AWAY	0- 2	1- 2	0- 1				
2- 2	0- 0	0- 1	NEUTRAL	0- 0	2- 1	2- 0				
5- 6	0- 1	1- 1	NON-CONFERENCE	1- 1	3- 3	3- 1				
3- 3	0- 0	1- 1	HOME	1- 1	1- 1	1- 1				
0- 2	0- 1	0- 0	AWAY	0- 0	0- 1	0- 0				
2- 1	0- 0	0- 0	NEUTRAL	0- 0	2- 1	2- 0				
4- 15	0- 7	0- 4	CONFERENCE	1- 3	3- 1	1- 1				
3- 6	0- 4	0- 1	HOME	1- 1	2- 0	1- 0				
1- 8	0- 3	0- 2	AWAY	0- 2	1- 1	0- 1				
0- 1	0- 0	0- 1	NEUTRAL	0- 0	0- 0	0- 0				

RPI	S	Opponent	Score	RPI	S	Opponent	Score	RPI	S	Opponent	Score	RPI	S	Opponent	Score	Team's RPI: 157
4	A	Stanford	64 85	35	A	UCLA	56 83	53	A	Southern California	73 81	135	A	Washington	79 76	
4	H	Stanford	42 67	38	H	Boise St.	95 71	74	H	UC Davis	62 75	135	H	Washington	94 61	
5	A	Oregon	58 98	41	A	California	63 77	80	H	Arizona	90 88	149	A	CSUN	52 65	
5	H	Oregon	64 79	41	H	California	58 80	91	A	Utah	67 75	150	N	Kansas	63 71	
13	A	Gonzaga	53 76	41	N	California	58 77	91	H	Utah	68 72	178	A	Colorado	61 72	
23	H	Arizona St.	46 61	49	H	Saint Mary's (CA)	64 70	94	H	Nebraska	87 84	178	H	Colorado	74 48	
24	A	Oregon St.	69 76									180	H	Utah St.	61 72	
24	H	Oregon St.	35 52									215	N	Jacksonville St.	64 51	
												253	H	San Francisco	91 61	
												259	N	Wichita St.	85 59	
LAST 12 Division I GAMES:																
		41 N California	58 77			178 A Colorado	61 72									
		259 N Wichita St.	85 59			135 H Washington	94 61									
		215 N Jacksonville St.	64 51			80 H Arizona	90 88									
		41 H California	58 80			23 H Arizona St.	46 61									
		4 H Stanford	42 67			53 A Southern California	73 81									
		91 A Utah	67 75			35 A UCLA	56 83									

Non-Div I Games:

Washington St.

■ Loss,
■ Non-Conf,
■ S Site,
■ H Home
■ A Away
N Neutral

Average RPI Win: 230	WON-LOST	WINNING	LAST 10	STRENGTH OF	OPP. STRENGTH	TEAM	ADJ.	CONF.	ADJ CONF.
Average RPI Loss: 170	RECORD	PCT. RANK	GAMES	SCHEDULE	OF SCHEDULE	RPI	RPI	RPI	RPI
DIV. I ONLY	5- 25	331	0- 1	251	179	314	314	16	16
DIV. I NON-CONF.	2- 7	288	0- 0	278	244	312	312	13	13
TOTALS	RPI 1-25	RPI 26-50	W-L RECORDS	RPI 51-100	RPI 101-999	RPI 150+			
5- 25	0- 0	0- 0	OVERALL	0- 5	5- 20	4- 13			
2- 11	0- 0	0- 0	HOME	0- 1	2- 10	2- 6			
3- 12	0- 0	0- 0	AWAY	0- 3	3- 9	2- 6			
0- 2	0- 0	0- 0	NEUTRAL	0- 1	0- 1	0- 1			
2- 7	0- 0	0- 0	NON-CONFERENCE	0- 3	2- 4	2- 4			
1- 2	0- 0	0- 0	HOME	0- 0	1- 2	1- 2			
1- 4	0- 0	0- 0	AWAY	0- 2	1- 2	1- 2			
0- 1	0- 0	0- 0	NEUTRAL	0- 1	0- 0	0- 0			
3- 18	0- 0	0- 0	CONFERENCE	0- 2	3- 16	2- 9			
1- 9	0- 0	0- 0	HOME	0- 1	1- 8	1- 4			
2- 8	0- 0	0- 0	AWAY	0- 1	2- 7	1- 4			
0- 1	0- 0	0- 0	NEUTRAL	0- 0	0- 1	0- 1			

RPI S	Opponent	Score	RPI S	Opponent	Score	RPI S	Opponent	Score	RPI S	Opponent	Score	Team's RPI: 314
						86	A Idaho	78 86	107	A Portland St.	38 65	
						86	H Idaho	74 79	107	H Portland St.	59 77	
						91	A Utah	56 77	109	A Idaho St.	57 84	
						93	N VCU	36 64	109	H Idaho St.	57 70	
						100	A Pepperdine	47 68	128	A Northern Colo.	55 54	
									128	H Northern Colo.	61 75	
									147	A Montana St.	59 72	
									147	H Montana St.	59 66	
									158	H UC Riverside	39 71	
									182	A Eastern Wash.	70 66	
									182	H Eastern Wash.	58 64	
									182	N Eastern Wash.	74 81	
									186	A Montana	56 64	
									186	H Montana	60 72	
									190	H Portland	73 89	
									222	A Northern Ariz.	64 74	
									222	H Northern Ariz.	64 75	
									258	H UTEP	68 63	
									266	A Sacramento St.	62 77	
									266	H Sacramento St.	69 78	
									273	A Southern Utah	79 84	
									273	H Southern Utah	67 66	
									293	A Utah Valley	59 65	
									302	A UTSA	59 66	
									308	A Incarnate Word	72 64	
LAST 12 Division I GAMES:												
			182	N Eastern Wash.	74 81		147	A Montana St.	59 72			
			182	A Eastern Wash.	70 66		186	A Montana	56 64			
			86	A Idaho	78 86		222	H Northern Ariz.	64 75			
			128	H Northern Colo.	61 75		273	H Southern Utah	67 66			
			109	A Idaho St.	57 84		266	A Sacramento St.	62 77			
			266	H Sacramento St.	69 78		107	A Portland St.	38 65			

Non-Div I Games: La Verne 105 43

Weber St.

■ Loss,
 ■ Non-Conf,
 ■ S Site,
 ■ Home
 ■ A Away
 N Neutral

West Virginia

Through Games Of March 15, 2019

Average RPI Win:	179	WON-LOST	WINNING	LAST 10	STRENGTH OF	OPP. STRENGTH	TEAM	ADJ.	CONF.	ADJ CONF.
Average RPI Loss:	36	RECORD	PCT. RANK	GAMES	SCHEDULE	OF SCHEDULE	RPI	RPI	RPI	RPI
DIV. I ONLY	20- 10	77	0- 1	118	22	79	79	3	3	
DIV. I NON-CONF.	9- 2	43	0- 0	333	143	179	179	3	3	
TOTALS	RPI 1-25	RPI 26-50	W-L RECORDS	RPI 51-100	RPI 101-999	RPI 150+				
20- 10	1- 4	2- 4	OVERALL	1- 1	16- 1	8- 1				
13- 4	1- 1	1- 2	HOME	1- 0	10- 1	6- 1				
6- 4	0- 2	1- 1	AWAY	0- 1	5- 0	1- 0				
1- 2	0- 1	0- 1	NEUTRAL	0- 0	1- 0	1- 0				
9- 2	0- 1	0- 1	NON-CONFERENCE	0- 0	9- 0	7- 0				
7- 1	0- 0	0- 1	HOME	0- 0	7- 0	6- 0				
1- 0	0- 0	0- 0	AWAY	0- 0	1- 0	0- 0				
1- 1	0- 1	0- 0	NEUTRAL	0- 0	1- 0	1- 0				
11- 8	1- 3	2- 3	CONFERENCE	1- 1	7- 1	1- 1				
6- 3	1- 1	1- 1	HOME	1- 0	3- 1	0- 1				
5- 4	0- 2	1- 1	AWAY	0- 1	4- 0	1- 0				
0- 1	0- 0	0- 1	NEUTRAL	0- 0	0- 0	0- 0				

RPI	S	Opponent	Score	RPI	S	Opponent	Score	RPI	S	Opponent	Score	RPI	S	Opponent	Score
2	A	Baylor	47 79	28	A	Texas	64 58	60	A	TCU	48 62	122	H	Towson	90 43
2	H	Baylor	57 63	28	H	Texas	58 70	60	H	TCU	79 65	126	A	Pittsburgh	77 43
7	N	Iowa	81 84	30	H	Missouri	51 68					140	A	Texas Tech	75 72
11	A	Iowa St.	61 77	32	A	Kansas St.	79 90					140	H	Texas Tech	68 65
11	H	Iowa St.	73 64	32	H	Kansas St.	60 30					143	A	Oklahoma St.	77 54
				32	N	Kansas St.	59 72					143	H	Oklahoma St.	67 58
												150	A	Kansas	75 61
												150	H	Kansas	71 50
												154	A	Oklahoma	66 55
												154	H	Oklahoma	69 80
												274	H	Niagara	84 32
												294	H	Bryant	94 48
												311	H	Morgan St.	72 37
												313	H	Coppin St.	78 37
												325	H	NJIT	95 50
												333	H	Eastern Ky.	78 29
												333	N	Eastern Ky.	81 39
LAST 12 Division I GAMES:															
				32	N	Kansas St.	59 72	143	A	Oklahoma St.	77 54				
				333	N	Eastern Ky.	81 39	60	H	TCU	79 65				
				2	H	Baylor	57 63	140	A	Texas Tech	75 72				
				150	A	Kansas	75 61	11	A	Iowa St.	61 77				
				32	A	Kansas St.	79 90	150	H	Kansas	71 50				
				154	H	Oklahoma	69 80	28	A	Texas	64 58				

Non-Div I Games:

West Virginia

■ Loss,
■ Non-Conf,
■ S Site,
■ H Home
■ A Away
N Neutral

Average RPI Win:	325	WON-LOST	WINNING	LAST 10	STRENGTH OF	OPP. STRENGTH	TEAM	ADJ.	CONF.	ADJ CONF.
Average RPI Loss:	207	RECORD	PCT. RANK	GAMES	SCHEDULE	OF SCHEDULE	RPI	RPI	RPI	RPI
DIV. I ONLY	2- 26	349	0- 1	250	320	341	341	28	28	
DIV. I NON-CONF.	2- 11	316	0- 0	176	344	305	305	25	25	
TOTALS	RPI 1-25	RPI 26-50	W-L RECORDS	RPI 51-100	RPI 101-999	RPI 150+				
2- 26	0- 1	0- 0	OVERALL	0- 1	2- 24	2- 20				
1- 11	0- 0	0- 0	HOME	0- 0	1- 11	1- 10				
1- 13	0- 1	0- 0	AWAY	0- 1	1- 11	1- 9				
0- 2	0- 0	0- 0	NEUTRAL	0- 0	0- 2	0- 1				
2- 11	0- 1	0- 0	NON-CONFERENCE	0- 1	2- 9	2- 8				
1- 4	0- 0	0- 0	HOME	0- 0	1- 4	1- 4				
1- 6	0- 1	0- 0	AWAY	0- 1	1- 4	1- 3				
0- 1	0- 0	0- 0	NEUTRAL	0- 0	0- 1	0- 1				
0- 15	0- 0	0- 0	CONFERENCE	0- 0	0- 15	0- 12				
0- 7	0- 0	0- 0	HOME	0- 0	0- 7	0- 6				
0- 7	0- 0	0- 0	AWAY	0- 0	0- 7	0- 6				
0- 1	0- 0	0- 0	NEUTRAL	0- 0	0- 1	0- 0				

RPI S	Opponent	Score	RPI S	Opponent	Score	RPI S	Opponent	Score	RPI S	Opponent	Score	Team's RPI: 341
22	A Kentucky	39 99				67	A Georgia Tech	49 84	134	A Mercer	55 71	
									134	H Mercer	67 69	
									134	N Mercer	32 55	
									146	A Tennessee Tech	58 77	
									168	A Chattanooga	58 72	
									168	H Chattanooga	50 65	
									174	A UNC Asheville	49 74	
									179	A Coastal Caro.	59 77	
									191	A Furman	55 65	
									191	H Furman	28 53	
									199	H Campbell	37 63	
									200	N North Ala.	66 89	
									202	H N.C. A&T	51 69	
									241	A ETSU	80 88	
									241	H ETSU	41 72	
									243	H Gardner-Webb	52 62	
									257	A Wofford	65 91	
									257	H Wofford	55 63	
									290	A Samford	43 58	
									290	H Samford	42 75	
									299	H South Carolina St.	39 54	
									306	A Winthrop	65 57	
									309	A UNC Greensboro	59 71	
									309	H UNC Greensboro	42 66	
									325	A NJIT	71 79	
									343	H USC Upstate	68 64	
LAST 12 Division I GAMES:												
134	N Mercer	32 55	257	H Wofford	55 63							
168	H Chattanooga	50 65	191	H Furman	28 53							
241	H ETSU	41 72	241	A ETSU	80 88							
309	H UNC Greensboro	42 66	168	A Chattanooga	58 72							
134	A Mercer	55 71	309	A UNC Greensboro	59 71							
290	A Samford	43 58	290	H Samford	42 75							

Non-Div I Games: North Greenville 71 44 Young Harris 63 54

Western Caro.

Loss, Non-Conf, S Site, H Home A Away N Neutral

Average RPI Win: 271	WON-LOST	WINNING	LAST 10	STRENGTH OF	OPP. STRENGTH	TEAM	ADJ.	CONF.	ADJ CONF.
Average RPI Loss: 132	RECORD	PCT. RANK	GAMES	SCHEDULE	OF SCHEDULE	RPI	RPI	RPI	RPI
DIV. I ONLY	10- 18	250	0- 1	165	222	242	242	19	19
DIV. I NON-CONF.	2- 9	297	0- 0	98	212	269	269	18	18
TOTALS	RPI 1-25	RPI 26-50	W-L RECORDS	RPI 51-100	RPI 101-999	RPI 150+			
10- 18	0- 1	0- 5	OVERALL	0- 2	10- 10	10- 9			
6- 5	0- 1	0- 3	HOME	0- 0	6- 1	6- 1			
3- 9	0- 0	0- 2	AWAY	0- 2	3- 5	3- 5			
1- 4	0- 0	0- 0	NEUTRAL	0- 0	1- 4	1- 3			
2- 9	0- 1	0- 1	NON-CONFERENCE	0- 2	2- 5	2- 4			
1- 2	0- 1	0- 1	HOME	0- 0	1- 0	1- 0			
0- 4	0- 0	0- 0	AWAY	0- 2	0- 2	0- 2			
1- 3	0- 0	0- 0	NEUTRAL	0- 0	1- 3	1- 2			
8- 9	0- 0	0- 4	CONFERENCE	0- 0	8- 5	8- 5			
5- 3	0- 0	0- 2	HOME	0- 0	5- 1	5- 1			
3- 5	0- 0	0- 2	AWAY	0- 0	3- 3	3- 3			
0- 1	0- 0	0- 0	NEUTRAL	0- 0	0- 1	0- 1			

RPI 1-25				RPI 26-50				RPI 51-100				RPI 101+ Team's RPI: 242			
RPI	S	Opponent	Score	RPI	S	Opponent	Score	RPI	S	Opponent	Score	RPI	S	Opponent	Score
17	H	Drake	71 98	26	A	South Dakota St.	62 100	75	A	Butler	51 92	125	N	Northern Ill.	61 86
				26	H	South Dakota St.	84 93	89	A	Purdue	60 81	152	A	Bradley	68 82
				30	H	Missouri	64 89					159	A	Oral Roberts	64 68
				40	A	South Dakota	49 92					159	H	Oral Roberts	85 92
				40	H	South Dakota	61 83					159	N	Oral Roberts	64 68
												167	A	Denver	85 94
												167	H	Denver	87 78
												191	N	Furman	85 78
												223	A	North Dakota	92 80
												223	H	North Dakota	111 90
												245	A	Southeast Mo. St.	71 81
												258	N	UTEP	72 84
												261	H	Austin Peay	77 72
												295	N	Eastern Ill.	62 64
												322	A	North Dakota St.	60 68
												322	H	North Dakota St.	82 70
												326	A	Omaha	79 67
												326	H	Omaha	78 70
												334	A	Purdue Fort Wayne	90 61
												334	H	Purdue Fort Wayne	73 59
LAST 12 Division I GAMES:															
				159	N	Oral Roberts	64 68	334	A	Purdue Fort Wayne	90 61				
				26	A	South Dakota St.	62 100	322	H	North Dakota St.	82 70				
				167	A	Denver	85 94	223	H	North Dakota	111 90				
				159	H	Oral Roberts	85 92	40	A	South Dakota	49 92				
				40	H	South Dakota	61 83	334	H	Purdue Fort Wayne	73 59				
				326	A	Omaha	79 67	326	H	Omaha	78 70				

Non-Div I Games: MacMurray 136 39 William Woods 81 73

Western Ill.

■ Loss,
 ■ Non-Conf,
 ■ S Site,
 ■ Home
 ■ A Away
 N Neutral

Average RPI Win:	196	WON-LOST	WINNING	LAST 10	STRENGTH OF	OPP. STRENGTH	TEAM	ADJ.	CONF.	ADJ CONF.
Average RPI Loss:	75	RECORD	PCT. RANK	GAMES	SCHEDULE	OF SCHEDULE	RPI	RPI	RPI	RPI
DIV. I ONLY	16- 14	150	1- 1	47	86	96	96	14	14	
DIV. I NON-CONF.	4- 8	241	0- 0	26	4	130	130	17	17	
TOTALS	RPI 1-25	RPI 26-50	W-L RECORDS	RPI 51-100	RPI 101-999	RPI 150+				
16- 14	0- 5	0- 3	OVERALL	2- 2	14- 4	11- 4				
7- 6	0- 2	0- 1	HOME	1- 0	6- 3	4- 3				
7- 5	0- 1	0- 1	AWAY	1- 2	6- 1	6- 1				
2- 3	0- 2	0- 1	NEUTRAL	0- 0	2- 0	1- 0				
4- 8	0- 5	0- 1	NON-CONFERENCE	1- 0	3- 2	3- 2				
2- 3	0- 2	0- 0	HOME	0- 0	2- 1	2- 1				
1- 3	0- 1	0- 1	AWAY	1- 0	0- 1	0- 1				
1- 2	0- 2	0- 0	NEUTRAL	0- 0	1- 0	1- 0				
12- 6	0- 0	0- 2	CONFERENCE	1- 2	11- 2	8- 2				
5- 3	0- 0	0- 1	HOME	1- 0	4- 2	2- 2				
6- 2	0- 0	0- 0	AWAY	0- 2	6- 0	6- 0				
1- 1	0- 0	0- 1	NEUTRAL	0- 0	1- 0	0- 0				

RPI 1-25				RPI 26-50				RPI 51-100 Team's RPI: 96				RPI 101+			
RPI	S	Opponent	Score	RPI	S	Opponent	Score	RPI	S	Opponent	Score	RPI	S	Opponent	Score
1	A	Notre Dame	53 94	31	A	Central Mich.	90 108	63	A	Middle Tenn.	69 81	105	H	Charlotte	76 58
3	H	Louisville	80 102	34	H	Rice	46 68	63	H	Middle Tenn.	67 56	108	H	Old Dominion	75 60
7	H	Iowa	67 104	34	N	Rice	57 64	69	A	Little Rock	68 56	108	N	Old Dominion	74 60
13	N	Gonzaga	55 76					99	A	UAB	63 70	153	H	Southern Ill.	83 76
24	N	Oregon St.	60 74									154	A	Oklahoma	83 90
												172	H	Louisiana Tech	81 76
												176	A	North Texas	71 66
												176	H	North Texas	67 76
												195	H	Southern Miss.	56 69
												220	H	Ball St.	83 86
												221	A	Marshall	69 66
												221	H	Marshall	85 55
												241	N	ETSU	82 68
												258	A	UTEP	64 61
												302	A	UTSA	81 62
												307	A	Fla. Atlantic	81 50
												311	H	Morgan St.	90 43
												321	A	FIU	94 82
LAST 12 Division I GAMES:															
				108	N	Old Dominion	74 60	221	A	Marshall	69 66				
				34	N	Rice	57 64	99	A	UAB	63 70				
				13	N	Gonzaga	55 76	63	A	Middle Tenn.	69 81				
				241	N	ETSU	82 68	176	H	North Texas	67 76				
				63	H	Middle Tenn.	67 56	34	H	Rice	46 68				
				176	A	North Texas	71 66	258	A	UTEP	64 61				

Non-Div I Games: Union (TN) 77 65 Bellarmine 95 57

Western Ky.

Loss, Non-Conf, S Site, H Home A Away N Neutral

Average RPI Win:	279	WON-LOST	WINNING	LAST 10	STRENGTH OF	OPP. STRENGTH	TEAM	ADJ.	CONF.	ADJ CONF.
Average RPI Loss:	115	RECORD	PCT. RANK	GAMES	SCHEDULE	OF SCHEDULE	RPI	RPI	RPI	RPI
DIV. I ONLY	9- 20	269	0- 1	243	110	270	270	8	8	
DIV. I NON-CONF.	5- 5	162	0- 0	350	287	330	330	8	8	
TOTALS	RPI 1-25	RPI 26-50	W-L RECORDS	RPI 51-100	RPI 101-999	RPI 150+				
9- 20	0- 0	0- 6	OVERALL	0- 4	9- 10	9- 6				
4- 10	0- 0	0- 4	HOME	0- 2	4- 4	4- 2				
4- 9	0- 0	0- 2	AWAY	0- 2	4- 5	4- 3				
1- 1	0- 0	0- 0	NEUTRAL	0- 0	1- 1	1- 1				
5- 5	0- 0	0- 1	NON-CONFERENCE	0- 0	5- 4	5- 3				
2- 3	0- 0	0- 1	HOME	0- 0	2- 2	2- 1				
2- 1	0- 0	0- 0	AWAY	0- 0	2- 1	2- 1				
1- 1	0- 0	0- 0	NEUTRAL	0- 0	1- 1	1- 1				
4- 15	0- 0	0- 5	CONFERENCE	0- 4	4- 6	4- 3				
2- 7	0- 0	0- 3	HOME	0- 2	2- 2	2- 1				
2- 8	0- 0	0- 2	AWAY	0- 2	2- 4	2- 2				
0- 0	0- 0	0- 0	NEUTRAL	0- 0	0- 0	0- 0				

RPI S	Opponent	Score	RPI S	Opponent	Score	RPI S	Opponent	Score	RPI S	Opponent	Score	Team's RPI: 270
29	A Ohio	56 70	84	A Kent St.	51 55	125	A Northern Ill.	69 70				
31	A Central Mich.	57 88	84	H Kent St.	52 56	125	A Northern Ill.	64 77				
31	H Central Mich.	53 87	85	A Toledo	63 73	125	H Northern Ill.	71 74				
33	H Buffalo	59 61	85	H Toledo	57 80	130	H New Mexico St.	54 66				
44	H Miami (OH)	62 81				162	A Akron	62 69				
46	H Michigan	42 79				162	H Akron	59 72				
						197	A Eastern Mich.	61 64				
						197	H Eastern Mich.	71 68				
						218	A Bowling Green	84 82				
						220	A Ball St.	65 62				
						220	H Ball St.	72 54				
						223	N North Dakota	50 62				
						237	A Ole Miss	66 69				
						255	H Loyola Chicago	53 64				
						307	A Fla. Atlantic	69 59				
						333	H Eastern Ky.	64 53				
						334	H Purdue Fort Wayne	69 61				
						336	A Detroit Mercy	54 44				
						346	N Florida A&M	69 50				
LAST 12 Division I GAMES:												
125	A Northern Ill.	69 70	84	H Kent St.	52 56							
125	H Northern Ill.	71 74	29	A Ohio	56 70							
31	A Central Mich.	57 88	31	H Central Mich.	53 87							
220	H Ball St.	72 54	162	A Akron	62 69							
85	A Toledo	63 73	84	A Kent St.	51 55							
197	H Eastern Mich.	71 68	44	H Miami (OH)	62 81							

Non-Div I Games: Saginaw Valley 75 51

Western Mich.

■ Loss,
 ■ Non-Conf,
 ■ S Site,
 ■ H Home
 ■ A Away
 N Neutral

Average RPI Win:	220	WON-LOST	WINNING	LAST 10	STRENGTH OF	OPP. STRENGTH	TEAM	ADJ.	CONF.	ADJ CONF.
Average RPI Loss:	129	RECORD	PCT. RANK	GAMES	SCHEDULE	OF SCHEDULE	RPI	RPI	RPI	RPI
DIV. I ONLY	12- 18	227	0- 1	225	108	259	259	9	9	
DIV. I NON-CONF.	7- 6	153	0- 0	246	226	256	256	9	9	
TOTALS	RPI 1-25	RPI 26-50	W-L RECORDS	RPI 51-100	RPI 101-999	RPI 150+				
12- 18	0- 2	0- 1	OVERALL	1- 2	11- 13	11- 8				
10- 8	0- 2	0- 0	HOME	1- 1	9- 5	9- 2				
2- 6	0- 0	0- 0	AWAY	0- 1	2- 5	2- 4				
0- 4	0- 0	0- 1	NEUTRAL	0- 0	0- 3	0- 2				
7- 6	0- 0	0- 1	NON-CONFERENCE	1- 1	6- 4	6- 1				
7- 3	0- 0	0- 0	HOME	1- 1	6- 2	6- 0				
0- 0	0- 0	0- 0	AWAY	0- 0	0- 0	0- 0				
0- 3	0- 0	0- 1	NEUTRAL	0- 0	0- 2	0- 1				
5- 12	0- 2	0- 0	CONFERENCE	0- 1	5- 9	5- 7				
3- 5	0- 2	0- 0	HOME	0- 0	3- 3	3- 2				
2- 6	0- 0	0- 0	AWAY	0- 1	2- 5	2- 4				
0- 1	0- 0	0- 0	NEUTRAL	0- 0	0- 1	0- 1				

RPI S Opponent	Score	RPI S Opponent	Score	RPI S Opponent	Score	RPI S Opponent	Score	Team's RPI: 259
6 H UConn	47 84	40 N South Dakota	64 73	70 H Missouri St.	63 60	110 H Houston	58 66	
15 H UCF	49 57			77 A Cincinnati	54 82	114 A South Fla.	46 55	
				92 H Creighton	71 83	115 N Northwestern	43 65	
						143 H Oklahoma St.	47 60	
						146 H Tennessee Tech	45 55	
						155 A Tulsa	49 63	
						155 H Tulsa	71 49	
						155 N Tulsa	50 61	
						157 N Washington St.	59 85	
						166 A Temple	52 68	
						166 H Temple	40 65	
						169 A Tulane	62 44	
						172 H Louisiana Tech	70 56	
						181 H Sam Houston St.	63 55	
						193 A East Carolina	56 78	
						193 H East Carolina	57 47	
						206 H Grambling	70 61	
						231 A SMU	50 78	
						231 H SMU	53 42	
						232 A Memphis	57 48	
						232 H Memphis	50 71	
						332 H Houston Baptist	68 50	
						345 H Savannah St.	66 50	
						349 H Ark.-Pine Bluff	76 39	
LAST 12 Division I GAMES:								
155 N Tulsa	50 61	15 H UCF	49 57					
157 N Washington St.	59 85	231 H SMU	53 42					
155 H Tulsa	71 49	77 A Cincinnati	54 82					
166 A Temple	52 68	232 A Memphis	57 48					
6 H UConn	47 84	166 H Temple	40 65					
114 A South Fla.	46 55	193 H East Carolina	57 47					

Non-Div I Games:

Wichita St.

■ Loss,
■ Non-Conf,
■ S Site,
■ H Home
■ A Away
N Neutral

William & Mary

Through Games Of March 15, 2019

Average RPI Win: 217	WON-LOST	WINNING	LAST 10	STRENGTH OF	OPP. STRENGTH	TEAM	ADJ.	CONF.	ADJ CONF.
Average RPI Loss: 122	RECORD	PCT. RANK	GAMES	SCHEDULE	OF SCHEDULE	RPI	RPI	RPI	RPI
DIV. I ONLY	15- 16	181	1- 0	136	157	161	161	10	10
DIV. I NON-CONF.	7- 4	108	0- 0	164	302	111	111	10	10
TOTALS	RPI 1-25	RPI 26-50	W-L RECORDS	RPI 51-100	RPI 101-999	RPI 150+			
15- 16	0- 0	0- 2	OVERALL	1- 5	14- 9	12- 3			
7- 7	0- 0	0- 1	HOME	0- 3	7- 3	6- 1			
7- 8	0- 0	0- 1	AWAY	1- 1	6- 6	5- 2			
1- 1	0- 0	0- 0	NEUTRAL	0- 1	1- 0	1- 0			
7- 4	0- 0	0- 0	NON-CONFERENCE	0- 1	7- 3	7- 1			
4- 1	0- 0	0- 0	HOME	0- 1	4- 0	4- 0			
3- 3	0- 0	0- 0	AWAY	0- 0	3- 3	3- 1			
0- 0	0- 0	0- 0	NEUTRAL	0- 0	0- 0	0- 0			
8- 12	0- 0	0- 2	CONFERENCE	1- 4	7- 6	5- 2			
3- 6	0- 0	0- 1	HOME	0- 2	3- 3	2- 1			
4- 5	0- 0	0- 1	AWAY	1- 1	3- 3	2- 1			
1- 1	0- 0	0- 0	NEUTRAL	0- 1	1- 0	1- 0			

RPI 1-25			RPI 26-50			RPI 51-100			RPI 101+			Team's RPI: 161			
RPI	S	Opponent	Score	RPI	S	Opponent	Score	RPI	S	Opponent	Score	RPI	S	Opponent	Score
36	A	James Madison	48 65	55	A	Drexel	77 72	103	A	Hartford	45 50				
36	H	James Madison	65 78	55	H	Drexel	58 62	108	A	Old Dominion	69 83				
				55	N	Drexel	60 71	122	A	Towson	80 69				
				93	H	VCU	55 72	122	H	Towson	75 82				
				97	A	Northeastern	74 88	123	A	UNCW	58 66				
				97	H	Northeastern	71 75	123	H	UNCW	70 64				
								138	A	Delaware	52 68				
								138	H	Delaware	59 70				
								151	A	Davidson	65 76				
								193	H	East Carolina	63 43				
								219	H	George Washington	73 59				
								229	H	Howard	88 75				
								230	A	Hofstra	60 55				
								230	H	Hofstra	83 72				
								239	A	Elon	64 59				
								239	H	Elon	65 60				
								250	A	Norfolk St.	55 44				
								267	A	Loyola Maryland	65 49				
								272	H	Richmond	65 55				
								285	A	Fairfield	60 54				
LAST 12 Division I GAMES:															
296	N	Col. of Charleston	61 41	36	H	James Madison	65 78	296	A	Col. of Charleston	77 79				
55	N	Drexel	60 71	122	H	Towson	75 82	296	H	Col. of Charleston	54 66				
230	H	Hofstra	83 72	239	A	Elon	64 59	296	N	Col. of Charleston	61 41				
97	H	Northeastern	71 75	123	A	UNCW	58 66								
138	A	Delaware	52 68	296	A	Col. of Charleston	77 79								
55	A	Drexel	77 72	55	H	Drexel	58 62								

Non-Div I Games:

William & Mary

Loss, Non-Conf, S Site, H Home A Away N Neutral

Winthrop

Through Games Of March 15, 2019

Average RPI Win:	286	WON-LOST	WINNING	LAST 10	STRENGTH OF	OPP. STRENGTH	TEAM	ADJ.	CONF.	ADJ CONF.
Average RPI Loss:	209	RECORD	PCT. RANK	GAMES	SCHEDULE	OF SCHEDULE	RPI	RPI	RPI	RPI
DIV. I ONLY	10- 19	257	0- 1	333	311	306	306	27	27	
DIV. I NON-CONF.	4- 6	212	0- 0	326	321	283	283	29	29	
TOTALS	RPI 1-25	RPI 26-50	W-L RECORDS	RPI 51-100	RPI 101-999	RPI 150+				
10- 19	0- 0	0- 1	OVERALL	0- 2	10- 16	10- 14				
5- 8	0- 0	0- 0	HOME	0- 1	5- 7	5- 7				
5- 11	0- 0	0- 1	AWAY	0- 1	5- 9	5- 7				
0- 0	0- 0	0- 0	NEUTRAL	0- 0	0- 0	0- 0				
4- 6	0- 0	0- 1	NON-CONFERENCE	0- 0	4- 5	4- 4				
2- 1	0- 0	0- 0	HOME	0- 0	2- 1	2- 1				
2- 5	0- 0	0- 1	AWAY	0- 0	2- 4	2- 3				
0- 0	0- 0	0- 0	NEUTRAL	0- 0	0- 0	0- 0				
6- 13	0- 0	0- 0	CONFERENCE	0- 2	6- 11	6- 10				
3- 7	0- 0	0- 0	HOME	0- 1	3- 6	3- 6				
3- 6	0- 0	0- 0	AWAY	0- 1	3- 5	3- 4				
0- 0	0- 0	0- 0	NEUTRAL	0- 0	0- 0	0- 0				

RPI S	Opponent	Score	RPI S	Opponent	Score	RPI S	Opponent	Score	RPI S	Opponent	Score	Team's RPI: 306
36	A James Madison	39 56	82	A Radford	49 70	111	A Georgia	39 85				
			82	H Radford	57 79	113	A High Point	54 56				
						174	A UNC Asheville	36 70				
						174	H UNC Asheville	43 55				
						185	A Wisconsin	41 76				
						199	A Campbell	59 46				
						199	H Campbell	67 76				
						201	A Hampton	63 88				
						201	H Hampton	63 84				
						239	H Elon	58 57				
						243	A Gardner-Webb	64 62				
						243	H Gardner-Webb	52 65				
						257	A Wofford	53 70				
						280	A Charleston So.	57 67				
						280	H Charleston So.	57 52				
						287	A Ga. Southern	55 64				
						296	A Col. of Charleston	71 64				
						299	A South Carolina St.	58 50				
						315	A Presbyterian	62 54				
						315	H Presbyterian	52 64				
						315	H Presbyterian	55 52				
						335	H N.C. Central	66 41				
						338	H Longwood	77 69				
						341	H Western Caro.	57 65				
						343	A USC Upstate	49 58				
						343	H USC Upstate	50 76				
LAST 12 Division I GAMES:												
315	H Presbyterian	52 64	174	H UNC Asheville	43 55							
201	A Hampton	63 88	243	H Gardner-Webb	52 65							
280	A Charleston So.	57 67	315	A Presbyterian	62 54							
199	H Campbell	67 76	174	A UNC Asheville	36 70							
343	A USC Upstate	49 58	113	A High Point	54 56							
82	H Radford	57 79	315	H Presbyterian	55 52							

Non-Div I Games: Newberry

63 67

Winthrop

Loss, Non-Conf, S Site, H Home A Away N Neutral

Average RPI Win: 199		WON-LOST	WINNING	LAST 10	STRENGTH OF	OPP. STRENGTH	TEAM	ADJ.	CONF.	ADJ CONF.
Average RPI Loss: 83		RECORD	PCT. RANK	GAMES	SCHEDULE	OF SCHEDULE	RPI	RPI	RPI	RPI
DIV. I ONLY		15- 18	202	1- 0	164	72	185	185	4	4
DIV. I NON-CONF.		9- 3	62	0- 0	314	220	174	174	6	6
TOTALS		RPI 1-25	RPI 26-50		W-L RECORDS		RPI 51-100	RPI 101-999	RPI 150+	
15- 18	0- 2	1- 5		OVERALL		2- 3	12- 8	8- 1		
10- 6	0- 0	1- 2		HOME		2- 1	7- 3	6- 0		
1- 10	0- 2	0- 2		AWAY		0- 1	1- 5	1- 1		
4- 2	0- 0	0- 1		NEUTRAL		0- 1	4- 0	1- 0		
9- 3	0- 0	0- 0		NON-CONFERENCE		0- 3	9- 0	7- 0		
6- 1	0- 0	0- 0		HOME		0- 1	6- 0	5- 0		
1- 1	0- 0	0- 0		AWAY		0- 1	1- 0	1- 0		
2- 1	0- 0	0- 0		NEUTRAL		0- 1	2- 0	1- 0		
6- 15	0- 2	1- 5		CONFERENCE		2- 0	3- 8	1- 1		
4- 5	0- 0	1- 2		HOME		2- 0	1- 3	1- 0		
0- 9	0- 2	0- 2		AWAY		0- 0	0- 5	0- 1		
2- 1	0- 0	0- 1		NEUTRAL		0- 0	2- 0	0- 0		

RPI	S	Opponent	Score	RPI	S	Opponent	Score	RPI	S	Opponent	Score	RPI	S	Opponent	Score	Team's RPI: 185
7	A	Iowa	53 71	27	A	Rutgers	53 73	66	N	Arkansas	68 69	102	A	Ohio St.	68 70	
14	A	Maryland	57 75	43	H	Michigan St.	79 62	68	A	Green Bay	46 55	102	H	Ohio St.	50 61	
				46	A	Michigan	49 59	78	H	Duke	53 60	102	N	Ohio St.	73 63	
				46	H	Michigan	70 76	89	H	Purdue	76 69	106	A	Minnesota	56 74	
				46	N	Michigan	65 73	94	H	Nebraska	70 69	106	H	Minnesota	50 78	
				47	H	Indiana	68 75					115	A	Northwestern	46 72	
												126	N	Pittsburgh	57 42	
												132	H	IUPUI	65 64	
												145	A	Penn St.	64 71	
												145	H	Penn St.	59 65	
												145	N	Penn St.	65 57	
												198	A	Milwaukee	68 57	
												221	H	Marshall	67 49	
												225	A	Illinois	68 78	
												225	H	Illinois	75 67	
												304	N	Tennessee St.	58 53	
												306	H	Winthrop	76 41	
												322	H	North Dakota St.	64 53	
												331	H	Evansville	96 60	
												348	H	Chicago St.	85 38	
LAST 12 Division I GAMES:																
145	N	Penn St.	65 57	225	H	Illinois	75 67	102	A	Ohio St.	68 70	43	H	Michigan St.	79 62	
102	N	Ohio St.	73 63	225	A	Illinois	68 78	46	H	Michigan	70 76	14	A	Maryland	57 75	
46	N	Michigan	65 73	46	A	Michigan	49 59									
46	A	Michigan	49 59													
102	H	Ohio St.	50 61													
27	A	Rutgers	53 73													

Non-Div I Games:

Wisconsin

■ Loss,
 ■ Non-Conf,
 ■ S Site,
 ■ H Home
 ■ A Away
 N Neutral

Average RPI Win: 276	WON-LOST	WINNING	LAST 10	STRENGTH OF	OPP. STRENGTH	TEAM	ADJ.	CONF.	ADJ CONF.
Average RPI Loss: 185	RECORD	PCT. RANK	GAMES	SCHEDULE	OF SCHEDULE	RPI	RPI	RPI	RPI
DIV. I ONLY	13- 15	198	1- 0	340	252	257	257	28	28
DIV. I NON-CONF.	5- 7	206	0- 0	324	243	252	252	25	25
TOTALS	RPI 1-25	RPI 26-50	W-L RECORDS	RPI 51-100	RPI 101-999	RPI 150+			
13- 15	0- 0	0- 1	OVERALL	0- 1	13- 13	13- 8			
9- 1	0- 0	0- 0	HOME	0- 0	9- 1	9- 0			
3- 13	0- 0	0- 1	AWAY	0- 1	3- 11	3- 8			
1- 1	0- 0	0- 0	NEUTRAL	0- 0	1- 1	1- 0			
5- 7	0- 0	0- 1	NON-CONFERENCE	0- 1	5- 5	5- 3			
3- 0	0- 0	0- 0	HOME	0- 0	3- 0	3- 0			
2- 7	0- 0	0- 1	AWAY	0- 1	2- 5	2- 3			
0- 0	0- 0	0- 0	NEUTRAL	0- 0	0- 0	0- 0			
8- 8	0- 0	0- 0	CONFERENCE	0- 0	8- 8	8- 5			
6- 1	0- 0	0- 0	HOME	0- 0	6- 1	6- 0			
1- 6	0- 0	0- 0	AWAY	0- 0	1- 6	1- 5			
1- 1	0- 0	0- 0	NEUTRAL	0- 0	1- 1	1- 0			

RPI S	Opponent	Score	RPI S	Opponent	Score	RPI S	Opponent	Score	RPI S	Opponent	Score	Team's RPI: 257
50	A Clemson	77 85	67	A Georgia Tech	40 81	105	A Charlotte	63 85	127	A Appalachian St.	70 94	
						134	A Mercer	59 65	134	H Mercer	79 81	
						134	N Mercer	51 69	168	A Chattanooga	82 89	
						168	H Chattanooga	64 60	174	A UNC Asheville	46 60	
						191	A Furman	50 63	191	H Furman	84 75	
						241	A ETSU	79 92	241	H ETSU	77 74	
						241	N ETSU	75 66	243	H Gardner-Webb	59 53	
						287	A Ga. Southern	81 65	290	A Samford	62 79	
						290	H Samford	71 62	296	H Col. of Charleston	78 58	
						306	H Winthrop	70 53	309	A UNC Greensboro	61 77	
						309	H UNC Greensboro	93 66	315	A Presbyterian	50 61	
						335	A N.C. Central	59 66	338	A Longwood	101 72	
						341	A Western Caro.	63 55	341	H Western Caro.	91 65	
LAST 12 Division I GAMES:												
241	N ETSU	75 66	241	H ETSU	77 74							
134	N Mercer	51 69	341	A Western Caro.	63 55							
134	A Mercer	59 65	309	A UNC Greensboro	61 77							
290	A Samford	62 79	290	H Samford	71 62							
191	H Furman	84 75	134	H Mercer	79 81							
168	H Chattanooga	64 60	191	A Furman	50 63							

Non-Div I Games: Warren Wilson 107 30 Southern Wesleyan 110 47 Brevard 106 52

Wofford

Loss, Non-Conf, S Site, H Home A Away N Neutral

Average RPI Win: 213	WON-LOST	WINNING	LAST 10	STRENGTH OF	OPP. STRENGTH	TEAM	ADJ.	CONF.	ADJ CONF.
Average RPI Loss: 110	RECORD	PCT. RANK	GAMES	SCHEDULE	OF SCHEDULE	RPI	RPI	RPI	RPI
DIV. I ONLY	26- 6	20	1- 0	212	203	58	58	21	21
DIV. I NON-CONF.	7- 4	108	0- 0	71	149	51	51	19	19
TOTALS	RPI 1-25	RPI 26-50	W-L RECORDS	RPI 51-100	RPI 101-999	RPI 150+			
26- 6	0- 0	0- 2	OVERALL	4- 1	22- 3	17- 1			
11- 1	0- 0	0- 1	HOME	2- 0	9- 0	7- 0			
9- 5	0- 0	0- 1	AWAY	0- 1	9- 3	8- 1			
6- 0	0- 0	0- 0	NEUTRAL	2- 0	4- 0	2- 0			
7- 4	0- 0	0- 2	NON-CONFERENCE	2- 0	5- 2	4- 1			
1- 1	0- 0	0- 1	HOME	1- 0	0- 0	0- 0			
2- 3	0- 0	0- 1	AWAY	0- 0	2- 2	2- 1			
4- 0	0- 0	0- 0	NEUTRAL	1- 0	3- 0	2- 0			
19- 2	0- 0	0- 0	CONFERENCE	2- 1	17- 1	13- 0			
10- 0	0- 0	0- 0	HOME	1- 0	9- 0	7- 0			
7- 2	0- 0	0- 0	AWAY	0- 1	7- 1	6- 0			
2- 0	0- 0	0- 0	NEUTRAL	1- 0	1- 0	0- 0			

RPI S	Opponent	Score	RPI S	Opponent	Score	RPI S	Opponent	Score	RPI S	Opponent	Score
43	A Michigan St.	68 84	45	H Belmont	63 79	55	N Drexel	71 63	105	A Charlotte	85 88
						68	A Green Bay	37 56	117	N Marist	76 60
						68	H Green Bay	85 67	121	A Youngstown St.	68 83
						68	N Green Bay	55 52	121	H Youngstown St.	70 65
						84	H Kent St.	61 55	132	A IUPUI	78 75
									132	H IUPUI	66 59
									132	N IUPUI	60 51
									198	A Milwaukee	73 69
									198	H Milwaukee	61 57
									203	A UNLV	68 52
									209	N Stetson	57 44
									230	N Hofstra	93 64
									244	A Northern Ky.	61 55
									244	H Northern Ky.	78 56
									265	A Manhattan	60 44
									276	A CSU Bakersfield	74 76
									284	A Cleveland St.	70 65
									284	H Cleveland St.	78 52
									310	A Oakland	73 64
									310	H Oakland	83 60
									310	H Oakland	69 58
									336	A Detroit Mercy	76 73
									336	H Detroit Mercy	78 59
									339	A UIC	79 46
									339	H UIC	72 47
LAST 12 Division I GAMES:											
310	H Oakland	83 60	284	H Cleveland St.	78 52						
132	N IUPUI	60 51	244	H Northern Ky.	78 56						
68	N Green Bay	55 52	68	A Green Bay	37 56						
310	A Oakland	73 64	198	A Milwaukee	73 69						
336	A Detroit Mercy	76 73	132	H IUPUI	66 59						
121	H Youngstown St.	70 65	339	H UIC	72 47						

Non-Div I Games: Kentucky St. 83 53

Wright St.

Wyoming

Through Games Of March 15, 2019

Average RPI Win:	197	WON-LOST	WINNING	LAST 10	STRENGTH OF	OPP. STRENGTH	TEAM	ADJ.	CONF.	ADJ CONF.
Average RPI Loss:	80	RECORD	PCT. RANK	GAMES	SCHEDULE	OF SCHEDULE	RPI	RPI	RPI	RPI
DIV. I ONLY	20- 8	55	2- 1	96	135	62	62	15	15	
DIV. I NON-CONF.	5- 2	82	0- 0	25	59	23	23	12	12	
TOTALS	RPI 1-25	RPI 26-50	W-L RECORDS	RPI 51-100	RPI 101-999	RPI 150+				
20- 8	0- 0	2- 3	OVERALL	1- 2	17- 3	15- 1				
11- 2	0- 0	2- 0	HOME	1- 1	8- 1	7- 0				
6- 5	0- 0	0- 2	AWAY	0- 1	6- 2	5- 1				
3- 1	0- 0	0- 1	NEUTRAL	0- 0	3- 0	3- 0				
5- 2	0- 0	1- 1	NON-CONFERENCE	1- 0	3- 1	2- 0				
4- 0	0- 0	1- 0	HOME	1- 0	2- 0	1- 0				
0- 2	0- 0	0- 1	AWAY	0- 0	0- 1	0- 0				
1- 0	0- 0	0- 0	NEUTRAL	0- 0	1- 0	1- 0				
15- 6	0- 0	1- 2	CONFERENCE	0- 2	14- 2	13- 1				
7- 2	0- 0	1- 0	HOME	0- 1	6- 1	6- 0				
6- 3	0- 0	0- 1	AWAY	0- 1	6- 1	5- 1				
2- 1	0- 0	0- 1	NEUTRAL	0- 0	2- 0	2- 0				

RPI S	Opponent	Score	RPI S	Opponent	Score	RPI S	Opponent	Score	RPI S	Opponent	Score
			26	H South Dakota St.	77 70	56	A New Mexico	50 57	101	A Pacific	64 70
			38	A Boise St.	64 72	56	H New Mexico	75 78	119	A Fresno St.	63 56
			38	H Boise St.	64 52	86	H Idaho	64 61	119	H Fresno St.	64 66
			38	N Boise St.	51 68				147	H Montana St.	66 58
			49	A Saint Mary's (CA)	84 90				167	H Denver	78 74
									176	N North Texas	53 49
									180	A Utah St.	42 50
									180	H Utah St.	53 35
									180	N Utah St.	64 41
									203	A UNLV	64 49
									203	H UNLV	90 62
									207	H San Diego St.	87 45
									207	N San Diego St.	75 70
									245	A Nevada	55 51
									281	A Colorado St.	60 49
									281	H Colorado St.	56 32
									297	A Air Force	59 56
									297	H Air Force	80 60
									298	A San Jose St.	70 56
									298	H San Jose St.	85 56
LAST 12 Division I GAMES:											
			180	N Utah St.	64 41	119	H Fresno St.	64 66			
			207	N San Diego St.	75 70	281	H Colorado St.	56 32			
			38	N Boise St.	51 68	203	A UNLV	64 49			
			56	A New Mexico	50 57	245	A Nevada	55 51			
			298	H San Jose St.	85 56	180	H Utah St.	53 35			
			297	A Air Force	59 56	281	A Colorado St.	60 49			

Non-Div I Games: Chadron St. 80 33 UC-Colo. Springs 98 37

Wyoming

■ Loss,
■ Non-Conf,
■ S Site,
■ Home
■ A Away
N Neutral

Average RPI Win:	229	WON-LOST	WINNING	LAST 10	STRENGTH OF	OPP. STRENGTH	TEAM	ADJ.	CONF.	ADJ CONF.
Average RPI Loss:	75	RECORD	PCT. RANK	GAMES	SCHEDULE	OF SCHEDULE	RPI	RPI	RPI	RPI
DIV. I ONLY	11- 19	242	0- 1	121	80	217	217	6	6	
DIV. I NON-CONF.	9- 2	43	0- 0	289	299	140	140	4	4	
TOTALS	RPI 1-25	RPI 26-50	W-L RECORDS	RPI 51-100	RPI 101-999	RPI 150+				
11- 19	0- 4	0- 0	OVERALL	0- 9	11- 6	7- 0				
9- 9	0- 2	0- 0	HOME	0- 4	9- 3	7- 0				
2- 9	0- 2	0- 0	AWAY	0- 5	2- 2	0- 0				
0- 1	0- 0	0- 0	NEUTRAL	0- 0	0- 1	0- 0				
9- 2	0- 0	0- 0	NON-CONFERENCE	0- 1	9- 1	7- 0				
8- 1	0- 0	0- 0	HOME	0- 0	8- 1	7- 0				
1- 1	0- 0	0- 0	AWAY	0- 1	1- 0	0- 0				
0- 0	0- 0	0- 0	NEUTRAL	0- 0	0- 0	0- 0				
2- 17	0- 4	0- 0	CONFERENCE	0- 8	2- 5	0- 0				
1- 8	0- 2	0- 0	HOME	0- 4	1- 2	0- 0				
1- 8	0- 2	0- 0	AWAY	0- 4	1- 2	0- 0				
0- 1	0- 0	0- 0	NEUTRAL	0- 0	0- 1	0- 0				

RPI 1-25				RPI 26-50				RPI 51-100				RPI 101+ Team's RPI: 217			
RPI	S	Opponent	Score	RPI	S	Opponent	Score	RPI	S	Opponent	Score	RPI	S	Opponent	Score
12	A	Marquette	53 79					57	A	Villanova	71 75	106	H	Minnesota	53 78
12	H	Marquette	44 90					57	H	Villanova	63 68	116	A	St. John's (NY)	41 70
20	A	DePaul	48 81					71	A	Georgetown	61 68	116	H	St. John's (NY)	57 76
20	H	DePaul	71 73					71	H	Georgetown	64 67	119	A	Providence	58 71
								75	A	Butler	38 63	119	H	Providence	55 63
								75	H	Butler	41 63	119	N	Providence	62 70
								77	A	Cincinnati	61 79	141	A	Seton Hall	80 76
								92	A	Creighton	62 66	141	H	Seton Hall	63 62
								92	H	Creighton	52 53	146	H	Tennessee Tech	70 60
												148	A	Wake Forest	62 50
												200	H	North Ala.	94 81
												218	H	Bowling Green	65 49
												269	H	Alabama St.	87 58
												285	H	Fairfield	48 35
												288	H	New Orleans	61 45
												340	H	Delaware St.	80 59
												348	H	Chicago St.	91 57
LAST 12 Division I GAMES:															
119	N	Providence	62 70	119	H	Providence	55 63								
71	H	Georgetown	64 67	75	A	Butler	38 63								
57	H	Villanova	63 68	116	A	St. John's (NY)	41 70								
12	A	Marquette	53 79	141	A	Seton Hall	80 76								
20	A	DePaul	48 81	20	H	DePaul	71 73								
92	H	Creighton	52 53	12	H	Marquette	44 90								

Non-Div I Games:

Xavier

Average RPI Win:	233	WON-LOST	WINNING	LAST 10	STRENGTH OF	OPP. STRENGTH	TEAM	ADJ.	CONF.	ADJ CONF.
Average RPI Loss:	126	RECORD	PCT. RANK	GAMES	SCHEDULE	OF SCHEDULE	RPI	RPI	RPI	RPI
DIV. I ONLY	16- 13	142	1- 0	160	233	137	137	11	11	
DIV. I NON-CONF.	10- 5	91	1- 0	199	335	91	91	11	11	
TOTALS	RPI 1-25	RPI 26-50	W-L RECORDS	RPI 51-100	RPI 101-999	RPI 150+				
16- 13	0- 0	0- 0	OVERALL	2- 6	14- 7	13- 4				
7- 3	0- 0	0- 0	HOME	1- 2	6- 1	6- 1				
6- 10	0- 0	0- 0	AWAY	1- 4	5- 6	4- 3				
3- 0	0- 0	0- 0	NEUTRAL	0- 0	3- 0	3- 0				
10- 5	0- 0	0- 0	NON-CONFERENCE	0- 2	10- 3	9- 0				
3- 0	0- 0	0- 0	HOME	0- 0	3- 0	3- 0				
4- 5	0- 0	0- 0	AWAY	0- 2	4- 3	3- 0				
3- 0	0- 0	0- 0	NEUTRAL	0- 0	3- 0	3- 0				
6- 8	0- 0	0- 0	CONFERENCE	2- 4	4- 4	4- 4				
4- 3	0- 0	0- 0	HOME	1- 2	3- 1	3- 1				
2- 5	0- 0	0- 0	AWAY	1- 2	1- 3	1- 3				
0- 0	0- 0	0- 0	NEUTRAL	0- 0	0- 0	0- 0				

RPI 1-25			RPI 26-50			RPI 51-100				RPI 101+		Team's RPI: 137			
RPI	S	Opponent	Score	RPI	S	Opponent	Score	RPI	S	Opponent	Score	RPI	S	Opponent	Score
								52	A	Princeton	96 86	116	A	St. John's (NY)	52 56
								52	H	Princeton	68 80	119	A	Providence	42 59
								59	A	Penn	48 54	121	A	Youngstown St.	58 56
								59	H	Penn	56 65	125	A	Northern Ill.	80 89
								64	A	SFA	57 67	183	N	Saint Louis	58 52
								77	A	Cincinnati	52 66	195	A	Cornell	56 66
								88	A	Harvard	69 83	195	H	Cornell	41 43
								88	H	Harvard	65 62	202	N	N.C. A&T	59 49
												211	A	Dartmouth	54 56
												211	H	Dartmouth	64 49
												249	H	Colgate	80 61
												252	A	Columbia	67 54
												252	H	Columbia	69 61
												274	N	Niagara	67 64
												279	A	Vermont	58 55
												282	A	Brown	71 86
												282	H	Brown	84 72
												291	A	Army West Point	62 51
												318	A	Wagner	74 41
												328	H	Central Conn. St.	58 46
												347	H	Saint Peter's	72 56
LAST 12 Division I GAMES:															
202	N	N.C. A&T	59 49	195	A	Cornell	56 66								
64	A	SFA	57 67	88	A	Harvard	69 83								
274	N	Niagara	67 64	211	A	Dartmouth	54 56								
52	H	Princeton	68 80	195	H	Cornell	41 43								
59	H	Penn	56 65	252	H	Columbia	69 61								
252	A	Columbia	67 54	59	A	Penn	48 54								

Non-Div I Games:

Yale

■ Loss,
 ■ Non-Conf,
 ■ S Site,
 ■ H Home
 ■ A Away
 N Neutral

Average RPI Win:	232	WON-LOST	WINNING	LAST 10	STRENGTH OF	OPP. STRENGTH	TEAM	ADJ.	CONF.	ADJ CONF.
Average RPI Loss:	115	RECORD	PCT. RANK	GAMES	SCHEDULE	OF SCHEDULE	RPI	RPI	RPI	RPI
DIV. I ONLY	20- 9	71	1- 0	237	223	121	121	21	21	
DIV. I NON-CONF.	6- 3	91	0- 0	106	220	79	79	19	19	
TOTALS	RPI 1-25	RPI 26-50	W-L RECORDS	RPI 51-100	RPI 101-999	RPI 150+				
20- 9	0- 0	0- 1	OVERALL	2- 4	18- 4	16- 2				
14- 1	0- 0	0- 0	HOME	2- 0	12- 1	11- 0				
6- 7	0- 0	0- 1	AWAY	0- 3	6- 3	5- 2				
0- 1	0- 0	0- 0	NEUTRAL	0- 1	0- 0	0- 0				
6- 3	0- 0	0- 1	NON-CONFERENCE	0- 1	6- 1	5- 0				
4- 1	0- 0	0- 0	HOME	0- 0	4- 1	4- 0				
2- 2	0- 0	0- 1	AWAY	0- 1	2- 0	1- 0				
0- 0	0- 0	0- 0	NEUTRAL	0- 0	0- 0	0- 0				
14- 6	0- 0	0- 0	CONFERENCE	2- 3	12- 3	11- 2				
10- 0	0- 0	0- 0	HOME	2- 0	8- 0	7- 0				
4- 5	0- 0	0- 0	AWAY	0- 2	4- 3	4- 2				
0- 1	0- 0	0- 0	NEUTRAL	0- 1	0- 0	0- 0				

RPI S	Opponent	Score	RPI S	Opponent	Score	RPI S	Opponent	Score	RPI S	Opponent	Score	Team's RPI: 121
42	A Bucknell	68 73	58	A Wright St.	65 70	126	A Pittsburgh	64 55				
			58	H Wright St.	83 68	132	A IUPUI	44 64				
			68	A Green Bay	42 60	132	H IUPUI	70 52				
			68	H Green Bay	70 59	137	H Yale	56 58				
			68	N Green Bay	53 55	162	H Akron	72 61				
			84	A Kent St.	34 62	177	H Robert Morris	69 59				
						194	H Saint Francis (PA)	80 56				
						198	A Milwaukee	68 71				
						198	H Milwaukee	67 47				
						198	H Milwaukee	64 58				
						244	A Northern Ky.	62 65				
						244	H Northern Ky.	77 66				
						255	H Loyola Chicago	74 63				
						284	A Cleveland St.	74 61				
						284	H Cleveland St.	73 55				
						286	A Canisius	62 36				
						310	A Oakland	69 55				
						310	H Oakland	76 61				
						336	A Detroit Mercy	85 59				
						336	H Detroit Mercy	91 45				
						339	A UIC	83 59				
						339	H UIC	81 29				
LAST 12 Division I GAMES:												
198	H Milwaukee	64 58	68	H Green Bay	70 59							
68	N Green Bay	53 55	339	A UIC	83 59							
284	A Cleveland St.	74 61	132	A IUPUI	44 64							
58	A Wright St.	65 70	336	H Detroit Mercy	91 45							
244	A Northern Ky.	62 65	310	H Oakland	76 61							
198	H Milwaukee	67 47	284	H Cleveland St.	73 55							

Non-Div I Games: Thiel 76 53 Carlow 90 31

Youngstown St.

Loss, Non-Conf, S Site, H Home A Away N Neutral