

Average RPI Win:	261	WON-LOST	WINNING	LAST 10	STRENGTH OF	OPP. STRENGTH	TEAM	ADJ.	CONF.	ADJ CONF.
Average RPI Loss:	189	RECORD	PCT. RANK	GAMES	SCHEDULE	OF SCHEDULE	RPI	RPI	RPI	RPI
DIV. I ONLY	11- 15	218	1- 0	278	299	264	264	25	25	
DIV. I NON-CONF.	2- 5	264	0- 0	179	297	262	262	23	23	
TOTALS	RPI 1-25	RPI 26-50	W-L RECORDS	RPI 51-100	RPI 101-150	RPI 150+				
11- 15	0- 0	0- 0	OVERALL	1- 2	0- 4	10- 9				
6- 6	0- 0	0- 0	HOME	1- 1	0- 2	5- 3				
3- 8	0- 0	0- 0	AWAY	0- 1	0- 2	3- 5				
2- 1	0- 0	0- 0	NEUTRAL	0- 0	0- 0	2- 1				
2- 5	0- 0	0- 0	NON-CONFERENCE	0- 0	0- 2	2- 3				
0- 3	0- 0	0- 0	HOME	0- 0	0- 1	0- 2				
1- 1	0- 0	0- 0	AWAY	0- 0	0- 1	1- 0				
1- 1	0- 0	0- 0	NEUTRAL	0- 0	0- 0	1- 1				
9- 10	0- 0	0- 0	CONFERENCE	1- 2	0- 2	8- 6				
6- 3	0- 0	0- 0	HOME	1- 1	0- 1	5- 1				
2- 7	0- 0	0- 0	AWAY	0- 1	0- 1	2- 5				
1- 0	0- 0	0- 0	NEUTRAL	0- 0	0- 0	1- 0				

RPI 1-25			RPI 26-50			RPI 51-100			RPI 101+			Team's RPI: 264					
RPI	S	Opponent	Score	RPI	S	Opponent	Score	RPI	S	Opponent	Score	RPI	S	Opponent	Score		
								53	A	Lamar University	58	76	138	H	New Mexico St.	65	67
								53	H	Lamar University	47	72	140	A	Texas Tech	61	78
								62	H	SFA	46	44	144	A	Abilene Christian	55	72
													144	H	Abilene Christian	68	72
													157	A	Nicholls St.	55	85
													163	H	Texas St.	53	60
													183	A	Sam Houston St.	59	61
													183	H	Sam Houston St.	76	61
													185	N	Prairie View	59	67
													227	A	UTRGV	59	49
													227	H	UTRGV	57	70
													271	N	Louisiana	64	63
													277	A	Central Ark.	73	65
													291	A	New Orleans	54	56
													291	H	New Orleans	57	51
													291	N	New Orleans	69	47
													309	A	Incarnate Word	72	77
													309	H	Incarnate Word	57	49
													312	H	McNeese	62	51
													316	H	Northwestern St.	79	55
													322	A	Southeastern La.	45	56
													332	A	Houston Baptist	70	56
													332	H	Houston Baptist	56	74
LAST 12 Division I GAMES:																	
				291	N	New Orleans	69	47	62	H	SFA	46	44				
				332	H	Houston Baptist	56	74	291	A	New Orleans	54	56				
				312	H	McNeese	62	51	183	A	Sam Houston St.	59	61				
				309	A	Incarnate Word	72	77	309	H	Incarnate Word	57	49				
				144	A	Abilene Christian	55	72	322	A	Southeastern La.	45	56				
				53	H	Lamar University	47	72	332	A	Houston Baptist	70	56				

Non-Div I Games: UNKNOWN 78 40 Schreiner 64 34 Tex. A&M Int'l 84 36 Texas Lutheran 73 49

A&amp;M-Corpus Christi

Loss, Non-Conf, S Site, H Home A Away N Neutral



Average RPI Win:	265	WON-LOST	WINNING	LAST 10	STRENGTH OF	OPP. STRENGTH	TEAM	ADJ.	CONF.	ADJ CONF.
Average RPI Loss:	123	RECORD	PCT. RANK	GAMES	SCHEDULE	OF SCHEDULE	RPI	RPI	RPI	RPI
DIV. I ONLY	16- 9	100	1- 0	251	281	144	144	25	25	
DIV. I NON-CONF.	3- 4	199	0- 0	85	158	109	109	23	23	
TOTALS	RPI 1-25	RPI 26-50	W-L RECORDS	RPI 51-100	RPI 101-150	RPI 150+				
16- 9	0- 0	0- 0	OVERALL	0- 5	1- 1	15- 3				
6- 4	0- 0	0- 0	HOME	0- 3	0- 0	6- 1				
9- 5	0- 0	0- 0	AWAY	0- 2	1- 1	8- 2				
1- 0	0- 0	0- 0	NEUTRAL	0- 0	0- 0	1- 0				
3- 4	0- 0	0- 0	NON-CONFERENCE	0- 2	1- 1	2- 1				
0- 1	0- 0	0- 0	HOME	0- 1	0- 0	0- 0				
2- 3	0- 0	0- 0	AWAY	0- 1	1- 1	1- 1				
1- 0	0- 0	0- 0	NEUTRAL	0- 0	0- 0	1- 0				
13- 5	0- 0	0- 0	CONFERENCE	0- 3	0- 0	13- 2				
6- 3	0- 0	0- 0	HOME	0- 2	0- 0	6- 1				
7- 2	0- 0	0- 0	AWAY	0- 1	0- 0	7- 1				
0- 0	0- 0	0- 0	NEUTRAL	0- 0	0- 0	0- 0				

RPI 1-25				RPI 26-50				RPI 51-100				RPI 101+ Team's RPI: 144			
RPI	S	Opponent	Score	RPI	S	Opponent	Score	RPI	S	Opponent	Score	RPI	S	Opponent	Score
								53	H	Lamar University	60 63	138	A	New Mexico St.	58 46
								62	A	SFA	48 65	140	A	Texas Tech	54 105
								62	H	SFA	55 71	157	H	Nicholls St.	76 66
								64	A	FGCU	65 81	158	A	Tulsa	63 75
								65	H	Arkansas	68 80	183	A	Sam Houston St.	91 79
												183	H	Sam Houston St.	63 72
												228	N	Texas Southern	81 39
												256	A	UTEP	70 69
												264	A	A&M-Corpus Christi	72 68
												264	H	A&M-Corpus Christi	72 55
												277	A	Central Ark.	67 65
												277	H	Central Ark.	77 70
												291	A	New Orleans	59 52
												309	A	Incarnate Word	71 50
												309	H	Incarnate Word	102 53
												312	H	McNeese	109 52
												316	A	Northwestern St.	72 63
												322	A	Southeastern La.	71 74
												322	H	Southeastern La.	86 66
												332	A	Houston Baptist	72 62
LAST 12 Division I GAMES:															
309	H	Incarnate Word	102 53	157	H	Nicholls St.	76 66								
62	A	SFA	48 65	183	H	Sam Houston St.	63 72								
277	A	Central Ark.	67 65	53	H	Lamar University	60 63								
264	H	A&M-Corpus Christi	72 55	264	A	A&M-Corpus Christi	72 68								
322	H	Southeastern La.	86 66	277	H	Central Ark.	77 70								
309	A	Incarnate Word	71 50	62	H	SFA	55 71								

Non-Div I Games: Eastern N.M. 78 46 Southwest (NM) 90 47 Howard Payne 98 43 Schreiner 90 43 Abilene Christian

Loss, Non-Conf, S Site, H Home A Away N Neutral



Through Games Of March 17, 2019									
Average RPI Win: 256	WON-LOST	WINNING	LAST 10	STRENGTH OF	OPP. STRENGTH	TEAM	ADJ.	CONF.	ADJ CONF.
Average RPI Loss: 155	RECORD	PCT. RANK	GAMES	SCHEDULE	OF SCHEDULE	RPI	RPI	RPI	RPI
DIV. I ONLY	7- 22	303	0- 1	201	177	297	297	15	15
DIV. I NON-CONF.	3- 7	256	0- 0	135	281	234	234	12	12
-----									
TOTALS	RPI 1-25	RPI 26-50	W-L RECORDS	RPI 51-100	RPI 101-150	RPI 150+			
7- 22	0- 1	0- 2	OVERALL	0- 4	1- 2	6- 13			
6- 7	0- 0	0- 1	HOME	0- 1	1- 1	5- 4			
1- 14	0- 1	0- 1	AWAY	0- 3	0- 1	1- 8			
0- 1	0- 0	0- 0	NEUTRAL	0- 0	0- 0	0- 1			
3- 7	0- 1	0- 0	NON-CONFERENCE	0- 1	1- 1	2- 4			
2- 2	0- 0	0- 0	HOME	0- 0	1- 0	1- 2			
1- 5	0- 1	0- 0	AWAY	0- 1	0- 1	1- 2			
0- 0	0- 0	0- 0	NEUTRAL	0- 0	0- 0	0- 0			
4- 15	0- 0	0- 2	CONFERENCE	0- 3	0- 1	4- 9			
4- 5	0- 0	0- 1	HOME	0- 1	0- 1	4- 2			
0- 9	0- 0	0- 1	AWAY	0- 2	0- 0	0- 6			
0- 1	0- 0	0- 0	NEUTRAL	0- 0	0- 0	0- 1			

RPI 1-25				RPI 26-50				RPI 51-100				RPI 101+				Team's RPI: 297	
RPI	S	Opponent	Score	RPI	S	Opponent	Score	RPI	S	Opponent	Score	RPI	S	Opponent	Score		
5	A	Oregon	36 82	38	A	Boise St.	48 79	54	A	New Mexico	57 78	106	A	Minnesota	50 67		
				38	H	Boise St.	60 80	61	A	Wyoming	60 80	118	H	Fresno St.	70 77		
								61	H	Wyoming	56 59	128	H	Northern Colo.	69 57		
								94	A	Northeastern	41 54	165	A	Denver	66 92		
												180	A	Utah St.	55 64		
												180	H	Utah St.	44 48		
												189	A	Portland	60 79		
												204	A	UNLV	56 66		
												204	H	UNLV	47 62		
												207	A	San Diego St.	61 70		
												207	H	San Diego St.	75 66		
												207	N	San Diego St.	55 63		
												226	H	George Mason	71 78		
												245	A	Nevada	54 79		
												245	H	Nevada	79 74		
												255	H	Navy	47 54		
												281	A	Colorado St.	48 55		
												281	H	Colorado St.	63 48		
												290	A	Army West Point	71 60		
												298	A	San Jose St.	60 73		
												298	H	San Jose St.	88 77		
												344	H	Fairleigh Dickinson	85 37		
LAST 12 Division I GAMES:																	
				207	N	San Diego St.	55 63	180	A	Utah St.	55 64						
				38	H	Boise St.	60 80	204	H	UNLV	47 62						
				245	A	Nevada	54 79	61	A	Wyoming	60 80						
				61	H	Wyoming	56 59	281	A	Colorado St.	48 55						
				298	A	San Jose St.	60 73	207	H	San Diego St.	75 66						
				118	H	Fresno St.	70 77	298	H	San Jose St.	88 77						

Non-Div I Games:	Western St.	72	54
------------------	-------------	----	----

Air Force

Loss, Non-Conf, S Site, H Home A Away N Neutral



Average RPI Win: <b>229</b>	WON-LOST	WINNING	LAST 10	STRENGTH OF	OPP. STRENGTH	TEAM	ADJ.	CONF.	ADJ CONF.
Average RPI Loss: <b>92</b>	RECORD	PCT. RANK	GAMES	SCHEDULE	OF SCHEDULE	RPI	RPI	RPI	RPI
DIV. I ONLY	15- 14	158	0- 1	149	121	162	162	8	8
DIV. I NON-CONF.	8- 2	52	0- 0	302	309	142	142	9	9
TOTALS	RPI 1-25	RPI 26-50	W-L RECORDS	RPI 51-100	RPI 101-150	RPI 150+			
15- 14	0- 0	1- 6	OVERALL	1- 3	0- 2	13- 3			
8- 6	0- 0	1- 2	HOME	1- 2	0- 0	6- 2			
3- 8	0- 0	0- 4	AWAY	0- 1	0- 2	3- 1			
4- 0	0- 0	0- 0	NEUTRAL	0- 0	0- 0	4- 0			
8- 2	0- 0	0- 0	NON-CONFERENCE	0- 1	0- 1	8- 0			
3- 1	0- 0	0- 0	HOME	0- 1	0- 0	3- 0			
1- 1	0- 0	0- 0	AWAY	0- 0	0- 1	1- 0			
4- 0	0- 0	0- 0	NEUTRAL	0- 0	0- 0	4- 0			
7- 12	0- 0	1- 6	CONFERENCE	1- 2	0- 1	5- 3			
5- 5	0- 0	1- 2	HOME	1- 1	0- 0	3- 2			
2- 7	0- 0	0- 4	AWAY	0- 1	0- 1	2- 1			
0- 0	0- 0	0- 0	NEUTRAL	0- 0	0- 0	0- 0			

RPI 1-25				RPI 26-50				RPI 51-100				RPI 101+ Team's RPI: 162			
RPI	S	Opponent	Score	RPI	S	Opponent	Score	RPI	S	Opponent	Score	RPI	S	Opponent	Score
				27	A	Central Mich.	71 94	75	H	Butler	47 63	121	A	Youngstown St.	61 72
				32	A	Ohio	70 92	80	H	Toledo	70 64	125	A	Northern Ill.	59 70
				32	H	Ohio	71 81	82	A	Kent St.	58 73	194	A	Eastern Mich.	60 67
				36	A	Buffalo	72 91	82	H	Kent St.	55 65	194	H	Eastern Mich.	59 61
				36	H	Buffalo	70 59					194	H	Eastern Mich.	60 72
				44	A	Miami (OH)	49 66					195	A	N.C. A&T	49 36
				44	H	Miami (OH)	61 67					214	A	Bowling Green	83 73
												214	H	Bowling Green	74 71
												217	H	Ball St.	91 61
												244	N	Northern Ky.	77 60
												249	N	Jackson St.	74 57
												256	N	UTEP	64 57
												261	H	St. Bonaventure	67 58
												269	A	Western Mich.	72 59
												269	H	Western Mich.	69 62
												287	H	Canisius	62 53
												310	N	Oakland	85 65
												333	H	Eastern Ky.	63 54
LAST 12 Division I GAMES:															
				194	H	Eastern Mich.	59 61					194	A	Eastern Mich.	60 67
				44	A	Miami (OH)	49 66					44	H	Miami (OH)	61 67
				82	H	Kent St.	55 65					217	H	Ball St.	91 61
				32	H	Ohio	71 81					269	H	Western Mich.	69 62
				214	A	Bowling Green	83 73					32	A	Ohio	70 92
				36	H	Buffalo	70 59					82	A	Kent St.	58 73

Non-Div I Games: Malone 63 44

Akron

■ Loss, 
 ■ Non-Conf, 
 ■ S Site, 
 ■ H Home 
 ■ A Away 
 N Neutral



## Alabama

Through Games Of March 14, 2019

Average RPI Win:	<b>188</b>	WON-LOST	WINNING	LAST 10	STRENGTH OF	OPP. STRENGTH	TEAM	ADJ.	CONF.	ADJ CONF.
Average RPI Loss:	<b>74</b>	RECORD	PCT. RANK	GAMES	SCHEDULE	OF SCHEDULE	RPI	RPI	RPI	RPI
DIV. I ONLY	<b>14- 17</b>	<b>203</b>	<b>1- 1</b>	<b>91</b>	<b>66</b>	<b>156</b>	<b>156</b>	<b>5</b>	<b>5</b>	
DIV. I NON-CONF.	<b>8- 5</b>	<b>119</b>	<b>0- 0</b>	<b>172</b>	<b>127</b>	<b>154</b>	<b>154</b>	<b>5</b>	<b>5</b>	
TOTALS	RPI 1-25	RPI 26-50	W-L RECORDS	RPI 51-100	RPI 101-150	RPI 150+				
14- 17	0- 5	1- 4	OVERALL	2- 3	1- 2	10- 3				
9- 6	0- 2	1- 1	HOME	1- 1	0- 2	7- 0				
3- 7	0- 2	0- 2	AWAY	0- 2	1- 0	2- 1				
2- 4	0- 1	0- 1	NEUTRAL	1- 0	0- 0	1- 2				
8- 5	0- 1	1- 0	NON-CONFERENCE	1- 1	0- 1	6- 2				
6- 1	0- 0	1- 0	HOME	0- 0	0- 1	5- 0				
1- 1	0- 0	0- 0	AWAY	0- 1	0- 0	1- 0				
1- 3	0- 1	0- 0	NEUTRAL	1- 0	0- 0	0- 2				
6- 12	0- 4	0- 4	CONFERENCE	1- 2	1- 1	4- 1				
3- 5	0- 2	0- 1	HOME	1- 1	0- 1	2- 0				
2- 6	0- 2	0- 2	AWAY	0- 1	1- 0	1- 1				
1- 1	0- 0	0- 1	NEUTRAL	0- 0	0- 0	1- 0				

RPI 1-25				RPI 26-50				RPI 51-100				RPI 101+ Team's RPI: 156			
RPI	S	Opponent	Score	RPI	S	Opponent	Score	RPI	S	Opponent	Score	RPI	S	Opponent	Score
8	H	Mississippi St.	49 <b>65</b>	30	A	Missouri	47 <b>82</b>	57	H	Tennessee	86 65	103	H	South Alabama	67 <b>72</b>
17	A	Texas A&M	43 <b>70</b>	48	A	Auburn	38 <b>77</b>	65	A	Arkansas	61 <b>72</b>	112	A	Georgia	58 53
18	N	Miami (FL)	74 <b>101</b>	48	H	Auburn	56 <b>66</b>	85	H	LSU	56 <b>62</b>	112	H	Georgia	67 <b>76</b>
19	A	South Carolina	59 <b>62</b>	48	N	Auburn	52 <b>53</b>	91	A	Utah	62 <b>72</b>	158	N	Tulsa	73 <b>80</b>
22	H	Kentucky	53 <b>68</b>	49	H	Clemson	76 56	98	N	Virginia	64 52	167	H	Tulane	69 58
LAST 12 Division I GAMES:															
209	N	Vanderbilt	74 57	209	A	Vanderbilt	84 65	172	N	Louisiana Tech	62 <b>79</b>	200	H	Grambling	73 55
48	N	Auburn	52 <b>53</b>	48	A	Auburn	38 <b>77</b>	208	H	Stetson	59 47	209	A	Vanderbilt	84 65
172	N	Louisiana Tech	62 <b>79</b>	22	H	Kentucky	53 <b>68</b>	209	N	Vanderbilt	74 57	211	A	Florida	55 <b>57</b>
30	A	Missouri	47 <b>82</b>	211	A	Florida	55 <b>57</b>	211	H	Florida	74 67	230	A	SMU	62 61
239	H	Ole Miss	46 43	8	H	Mississippi St.	49 <b>65</b>	239	H	Ole Miss	46 43	316	H	Northwestern St.	87 73
112	H	Georgia	67 <b>76</b>	112	A	Georgia	58 53	322	H	Southeastern La.	88 40				

Non-Div I Games:

Alabama

■ Loss, 
 ■ Non-Conf, S Site, 
 ■ Home 
 ■ Away 
 N Neutral



Average RPI Win:	302	WON-LOST	WINNING	LAST 10	STRENGTH OF	OPP. STRENGTH	TEAM	ADJ.	CONF.	ADJ CONF.
Average RPI Loss:	209	RECORD	PCT. RANK	GAMES	SCHEDULE	OF SCHEDULE	RPI	RPI	RPI	RPI
DIV. I ONLY	13- 17	211	0- 1	348	334	301	301	29	29	
DIV. I NON-CONF.	5- 6	177	0- 0	316	329	271	271	28	28	
TOTALS	RPI 1-25	RPI 26-50	W-L RECORDS	RPI 51-100	RPI 101-150	RPI 150+				
13- 17	0- 0	0- 0	OVERALL	0- 1	0- 0	13- 16				
6- 7	0- 0	0- 0	HOME	0- 0	0- 0	6- 7				
6- 10	0- 0	0- 0	AWAY	0- 1	0- 0	6- 9				
1- 0	0- 0	0- 0	NEUTRAL	0- 0	0- 0	1- 0				
5- 6	0- 0	0- 0	NON-CONFERENCE	0- 1	0- 0	5- 5				
2- 2	0- 0	0- 0	HOME	0- 0	0- 0	2- 2				
2- 4	0- 0	0- 0	AWAY	0- 1	0- 0	2- 3				
1- 0	0- 0	0- 0	NEUTRAL	0- 0	0- 0	1- 0				
8- 11	0- 0	0- 0	CONFERENCE	0- 0	0- 0	8- 11				
4- 5	0- 0	0- 0	HOME	0- 0	0- 0	4- 5				
4- 6	0- 0	0- 0	AWAY	0- 0	0- 0	4- 6				
0- 0	0- 0	0- 0	NEUTRAL	0- 0	0- 0	0- 0				

RPI S	Opponent	Score	RPI S	Opponent	Score	RPI S	Opponent	Score	RPI S	Opponent	Score	Team's RPI: 301
96	A UAB	47	82	154	A Kansas	54	65	169	A Southern U.	60	68	
				169	H Southern U.	50	54	185	A Prairie View	56	69	
				185	A Prairie View	65	77	185	H Prairie View	69	72	
				200	A Grambling	61	71	200	H Grambling	51	63	
				213	H Jacksonville St.	48	55	225	A Illinois	60	88	
				228	A Texas Southern	45	53	228	H Texas Southern	45	56	
				233	N Jacksonville	65	60	234	A North Florida	63	62	
				249	A Jackson St.	51	69	249	H Jackson St.	58	55	
				259	A Austin Peay	58	75	262	A Murray St.	59	53	
				270	A Alabama St.	65	57	270	H Alabama St.	46	60	
				304	H Tennessee St.	67	57	322	H Southeastern La.	51	48	
				329	A Mississippi Val.	80	60	329	H Mississippi Val.	78	70	
				330	H Lipscomb	58	62	349	A Ark.-Pine Bluff	78	52	
LAST 12 Division I GAMES:												
185	A Prairie View	56	69	350	A Alcorn	51	50					
349	H Ark.-Pine Bluff	60	54	169	A Southern U.	60	68					
200	A Grambling	61	71	270	A Alabama St.	65	57					
249	A Jackson St.	51	69	329	H Mississippi Val.	78	70					
228	H Texas Southern	45	56	228	A Texas Southern	45	53					
185	H Prairie View	69	72	185	A Prairie View	65	77					

Non-Div I Games:

Alabama A&amp;M

■ Loss, 
 ■ Non-Conf, 
 ■ S Site, 
 ■ Home 
 ■ A Away 
 N Neutral



RPI	S	Opponent	Score	
349	H	Ark.-Pine Bluff	60	54
350	A	Alcorn	51	50
350	H	Alcorn	87	69

Alabama A&M

A  
l  
a  
b  
a  
m  
a  
A  
&  
M

A  
l  
a  
b  
a  
m  
a  
A  
&  
M



Average RPI Win:	286	WON-LOST	WINNING	LAST 10	STRENGTH OF	OPP. STRENGTH	TEAM	ADJ.	CONF.	ADJ CONF.
Average RPI Loss:	171	RECORD	PCT. RANK	GAMES	SCHEDULE	OF SCHEDULE	RPI	RPI	RPI	RPI
DIV. I ONLY	10- 19	257	0- 1	235	315	270	270	29	29	
DIV. I NON-CONF.	0- 10	336	0- 0	24	132	272	272	28	28	
TOTALS	RPI 1-25	RPI 26-50	W-L RECORDS	RPI 51-100	RPI 101-150	RPI 150+				
10- 19	0- 2	0- 1	OVERALL	0- 3	0- 1	10- 12				
6- 6	0- 1	0- 0	HOME	0- 1	0- 0	6- 4				
4- 13	0- 1	0- 1	AWAY	0- 2	0- 1	4- 8				
0- 0	0- 0	0- 0	NEUTRAL	0- 0	0- 0	0- 0				
0- 10	0- 2	0- 1	NON-CONFERENCE	0- 3	0- 1	0- 3				
0- 3	0- 1	0- 0	HOME	0- 1	0- 0	0- 1				
0- 7	0- 1	0- 1	AWAY	0- 2	0- 1	0- 2				
0- 0	0- 0	0- 0	NEUTRAL	0- 0	0- 0	0- 0				
10- 9	0- 0	0- 0	CONFERENCE	0- 0	0- 0	10- 9				
6- 3	0- 0	0- 0	HOME	0- 0	0- 0	6- 3				
4- 6	0- 0	0- 0	AWAY	0- 0	0- 0	4- 6				
0- 0	0- 0	0- 0	NEUTRAL	0- 0	0- 0	0- 0				

RPI 1-25				
RPI	S	Opponent	Score	
19	H	South Carolina	38	94
22	A	Kentucky	35	87
RPI 26-50				
RPI	S	Opponent	Score	
48	A	Auburn	50	83
RPI 51-100				
RPI	S	Opponent	Score	
66	A	Georgia Tech	42	69
90	A	Troy	46	116
96	H	UAB	47	62
RPI 101+				
RPI	S	Opponent	Score	
103	A	South Alabama	65	77
169	A	Southern U.	52	62
169	H	Southern U.	78	61
185	A	Prairie View	59	71
185	H	Prairie View	67	59
200	A	Grambling	45	63
200	A	North Ala.	42	68
200	H	Grambling	72	80
215	A	Xavier	58	87
228	A	Texas Southern	58	51
228	H	Texas Southern	44	51
249	A	Jackson St.	59	75
249	A	Jackson St.	58	78
249	H	Jackson St.	74	67
289	H	Samford	51	60
301	A	Alabama A&M	60	46
301	H	Alabama A&M	57	65
329	A	Mississippi Val.	62	64
329	H	Mississippi Val.	73	67
349	A	Ark.-Pine Bluff	58	56
349	H	Ark.-Pine Bluff	73	52
350	A	Alcorn	70	58
350	H	Alcorn	76	63
Team's RPI: 270				
LAST 12 Division I GAMES:				
249	A	Jackson St.	59	75
249	A	Jackson St.	58	78
200	A	Grambling	45	63
185	H	Prairie View	67	59
228	H	Texas Southern	44	51
169	A	Southern U.	52	62
350	A	Alcorn	70	58
301	H	Alabama A&M	57	65
329	H	Mississippi Val.	73	67
349	H	Ark.-Pine Bluff	73	52
185	A	Prairie View	59	71
228	A	Texas Southern	58	51

Non-Div I Games:	Mobile	69	63
------------------	--------	----	----

Alabama St.

Loss, Non-Conf, S Site, H Home A Away N Neutral



## Albany (NY)

Through Games Of March 14, 2019

Average RPI Win: <b>271</b>	WON-LOST	WINNING	LAST 10	STRENGTH OF	OPP. STRENGTH	TEAM	ADJ.	CONF.	ADJ CONF.
Average RPI Loss: <b>165</b>	RECORD	PCT. RANK	GAMES	SCHEDULE	OF SCHEDULE	RPI	RPI	RPI	RPI
DIV. I ONLY	<b>13- 18</b>	<b>219</b>	<b>1- 0</b>	<b>246</b>	<b>262</b>	<b>235</b>	<b>235</b>	<b>23</b>	<b>23</b>
DIV. I NON-CONF.	<b>3- 10</b>	<b>278</b>	<b>0- 0</b>	<b>237</b>	<b>268</b>	<b>287</b>	<b>287</b>	<b>25</b>	<b>25</b>
TOTALS	RPI 1-25	RPI 26-50	W-L RECORDS	RPI 51-100	RPI 101-150	RPI 150+			
13- 18	0- 0	0- 1	OVERALL	0- 4	1- 5	12- 8			
7- 7	0- 0	0- 0	HOME	0- 1	0- 3	7- 3			
6- 11	0- 0	0- 1	AWAY	0- 3	1- 2	5- 5			
0- 0	0- 0	0- 0	NEUTRAL	0- 0	0- 0	0- 0			
3- 10	0- 0	0- 1	NON-CONFERENCE	0- 1	0- 2	3- 6			
1- 4	0- 0	0- 0	HOME	0- 0	0- 1	1- 3			
2- 6	0- 0	0- 1	AWAY	0- 1	0- 1	2- 3			
0- 0	0- 0	0- 0	NEUTRAL	0- 0	0- 0	0- 0			
10- 8	0- 0	0- 0	CONFERENCE	0- 3	1- 3	9- 2			
6- 3	0- 0	0- 0	HOME	0- 1	0- 2	6- 0			
4- 5	0- 0	0- 0	AWAY	0- 2	1- 1	3- 2			
0- 0	0- 0	0- 0	NEUTRAL	0- 0	0- 0	0- 0			

RPI S	Opponent	Score	RPI S	Opponent	Score	RPI S	Opponent	Score	RPI S	Opponent	Score	Team's RPI: 235
28	A Rutgers	39 65	60	A Maine	51 66	102	A Hartford	35 82				
			60	A Maine	65 76	102	H Hartford	56 68				
			60	H Maine	61 67	114	A South Fla.	37 74				
			87	A Purdue	41 53	116	H Marist	56 74				
						136	A Stony Brook	54 49				
						136	H Stony Brook	52 68				
						173	H Holy Cross	50 56				
						197	A Cornell	34 48				
						215	A Monmouth	56 64				
						247	A St. Francis Brooklyn	67 60				
						250	A Columbia	62 58				
						252	A Binghamton	71 62				
						252	H Binghamton	61 56				
						252	H Binghamton	61 56				
						265	H Manhattan	60 54				
						280	A Vermont	39 52				
						280	H Vermont	65 40				
						287	H Canisius	42 48				
						303	A UMBC	60 69				
						303	H UMBC	64 44				
						318	A New Hampshire	78 53				
						318	H New Hampshire	59 41				
						320	A Lafayette	66 67				
						327	A UMass Lowell	56 53				
						327	H UMass Lowell	63 56				
						328	H Central Conn. St.	53 60				
LAST 12 Division I GAMES:												
252	H Binghamton	61 56	60	H Maine	61 67							
60	A Maine	51 66	327	A UMass Lowell	56 53							
102	H Hartford	56 68	280	H Vermont	65 40							
318	A New Hampshire	78 53	252	A Binghamton	71 62							
303	A UMBC	60 69	318	H New Hampshire	59 41							
136	H Stony Brook	52 68	102	A Hartford	35 82							

Non-Div I Games:

Albany (NY)

■ Loss, 
 ■ Non-Conf, S Site, 
 ■ Home 
 ■ Away 
 N Neutral



Through Games of March 11, 2015										
Average RPI Win: 295		WON-LOST	WINNING	LAST 10	STRENGTH OF	OPP. STRENGTH	TEAM	ADJ.	CONF.	ADJ CONF.
Average RPI Loss: 236		RECORD	PCT. RANK	GAMES	SCHEDULE	OF SCHEDULE	RPI	RPI	RPI	RPI
DIV. I ONLY		3- 24	342	0- 1	337	340	350	350	29	29
DIV. I NON-CONF.		0- 9	336	0- 1	264	332	347	347	28	28
-----										
TOTALS	RPI 1-25	RPI 26-50		W-L RECORDS		RPI 51-100	RPI 101-150		RPI 150+	
3- 24	0- 0	0- 0		OVERALL		0- 2	0- 1		3- 21	
2- 9	0- 0	0- 0		HOME		0- 0	0- 0		2- 9	
1- 14	0- 0	0- 0		AWAY		0- 2	0- 0		1- 12	
0- 1	0- 0	0- 0		NEUTRAL		0- 0	0- 1		0- 0	
0- 9	0- 0	0- 0		NON-CONFERENCE		0- 2	0- 1		0- 6	
0- 2	0- 0	0- 0		HOME		0- 0	0- 0		0- 2	
0- 6	0- 0	0- 0		AWAY		0- 2	0- 0		0- 4	
0- 1	0- 0	0- 0		NEUTRAL		0- 0	0- 1		0- 0	
3- 15	0- 0	0- 0		CONFERENCE		0- 0	0- 0		3- 15	
2- 7	0- 0	0- 0		HOME		0- 0	0- 0		2- 7	
1- 8	0- 0	0- 0		AWAY		0- 0	0- 0		1- 8	
0- 0	0- 0	0- 0		NEUTRAL		0- 0	0- 0		0- 0	

[illegible]

Non-Div I Games: Lane

58 70

Fisk

67 64

## Rust

59 78

Alcorn

Loss, Non-Conf, S Site, H Home A Away N Neutral



Average RPI Win:	229	WON-LOST	WINNING	LAST 10	STRENGTH OF	OPP. STRENGTH	TEAM	ADJ.	CONF.	ADJ CONF.
Average RPI Loss:	78	RECORD	PCT. RANK	GAMES	SCHEDULE	OF SCHEDULE	RPI	RPI	RPI	RPI
DIV. I ONLY	22- 9	58	2- 0	108	207	72	72	18	18	
DIV. I NON-CONF.	4- 7	228	0- 0	58	92	162	162	21	21	
TOTALS	RPI 1-25	RPI 26-50	W-L RECORDS	RPI 51-100	RPI 101-150	RPI 150+				
22- 9	0- 1	0- 3	OVERALL	0- 2	3- 2	19- 1				
13- 2	0- 0	0- 2	HOME	0- 0	2- 0	11- 0				
9- 5	0- 0	0- 1	AWAY	0- 1	1- 2	8- 1				
0- 2	0- 1	0- 0	NEUTRAL	0- 1	0- 0	0- 0				
4- 7	0- 1	0- 1	NON-CONFERENCE	0- 2	0- 2	4- 1				
3- 1	0- 0	0- 1	HOME	0- 0	0- 0	3- 0				
1- 4	0- 0	0- 0	AWAY	0- 1	0- 2	1- 1				
0- 2	0- 1	0- 0	NEUTRAL	0- 1	0- 0	0- 0				
18- 2	0- 0	0- 2	CONFERENCE	0- 0	3- 0	15- 0				
10- 1	0- 0	0- 1	HOME	0- 0	2- 0	8- 0				
8- 1	0- 0	0- 1	AWAY	0- 0	1- 0	7- 0				
0- 0	0- 0	0- 0	NEUTRAL	0- 0	0- 0	0- 0				

RPI 1-25				RPI 26-50				RPI 51-100 Team's RPI: 72				RPI 101+			
RPI	S	Opponent	Score	RPI	S	Opponent	Score	RPI	S	Opponent	Score	RPI	S	Opponent	Score
4	N	Stanford	49 71	32	H	Ohio	67 77	64	N	FGCU	71 90	113	A	High Point	61 66
				42	A	Bucknell	56 71	98	A	Virginia	54 57	126	A	Lehigh	61 53
				42	H	Bucknell	64 65					126	H	Lehigh	68 57
												126	H	Lehigh	50 47
												145	A	Penn St.	59 80
												158	H	Tulsa	68 52
												165	A	Denver	54 83
												173	A	Holy Cross	71 44
												173	H	Holy Cross	70 58
												174	A	Boston U.	64 51
												174	H	Boston U.	50 48
												199	A	Hawaii	69 57
												226	H	George Mason	86 71
												248	A	Colgate	71 66
												248	H	Colgate	76 57
												255	A	Navy	58 45
												255	H	Navy	69 44
												268	A	Loyola Maryland	67 56
												268	H	Loyola Maryland	82 38
												290	A	Army West Point	75 62
												290	H	Army West Point	61 51
												303	H	UMBC	64 42
												320	A	Lafayette	67 57
												320	H	Lafayette	67 47
												320	H	Lafayette	60 45
LAST 12 Division I GAMES:															
				320	H	Lafayette	67 47					174	H	Boston U.	50 48
				126	H	Lehigh	68 57					126	H	Lehigh	50 47
				255	H	Navy	69 44					268	A	Loyola Maryland	67 56
				42	H	Bucknell	64 65					290	A	Army West Point	75 62
				173	A	Holy Cross	71 44					248	A	Colgate	71 66
				320	A	Lafayette	67 57					173	H	Holy Cross	70 58

Non-Div I Games:

American

■ Loss, 
 ■ Non-Conf, S Site, 
 ■ Home 
 ■ Away 
 N Neutral



## Appalachian St.

Through Games Of March 14, 2019

Average RPI Win: <b>213</b>	WON-LOST	WINNING	LAST 10	STRENGTH OF	OPP. STRENGTH	TEAM	ADJ.	CONF.	ADJ CONF.
Average RPI Loss: <b>112</b>	RECORD	PCT. RANK	GAMES	SCHEDULE	OF SCHEDULE	RPI	RPI	RPI	RPI
DIV. I ONLY	<b>18- 13</b>	<b>126</b>	<b>1- 0</b>	<b>139</b>	<b>162</b>	<b>124</b>	<b>124</b>	<b>12</b>	<b>12</b>
DIV. I NON-CONF.	<b>6- 5</b>	<b>143</b>	<b>0- 0</b>	<b>201</b>	<b>157</b>	<b>147</b>	<b>147</b>	<b>14</b>	<b>14</b>
TOTALS	RPI 1-25	RPI 26-50	W-L RECORDS	RPI 51-100	RPI 101-150	RPI 150+			
18- 13	0- 1	0- 1	OVERALL	0- 7	3- 1	15- 3			
11- 3	0- 0	0- 0	HOME	0- 3	1- 0	10- 0			
5- 10	0- 1	0- 1	AWAY	0- 4	1- 1	4- 3			
2- 0	0- 0	0- 0	NEUTRAL	0- 0	1- 0	1- 0			
6- 5	0- 1	0- 1	NON-CONFERENCE	0- 2	0- 0	6- 1			
5- 0	0- 0	0- 0	HOME	0- 0	0- 0	5- 0			
1- 5	0- 1	0- 1	AWAY	0- 2	0- 0	1- 1			
0- 0	0- 0	0- 0	NEUTRAL	0- 0	0- 0	0- 0			
12- 8	0- 0	0- 0	CONFERENCE	0- 5	3- 1	9- 2			
6- 3	0- 0	0- 0	HOME	0- 3	1- 0	5- 0			
4- 5	0- 0	0- 0	AWAY	0- 2	1- 1	3- 2			
2- 0	0- 0	0- 0	NEUTRAL	0- 0	1- 0	1- 0			

RPI 1-25				RPI 26-50				RPI 51-100				RPI 101+ Team's RPI: 124			
RPI	S	Opponent	Score	RPI	S	Opponent	Score	RPI	S	Opponent	Score	RPI	S	Opponent	Score
19	A	South Carolina	50 <b>80</b>	49	A	Clemson	48 <b>87</b>	66	A	Georgia Tech	53 <b>71</b>	103	A	South Alabama	59 50
								71	A	UT Arlington	94 <b>99</b>	103	H	South Alabama	71 63
								71	H	UT Arlington	65 <b>72</b>	143	A	Georgia St.	75 <b>85</b>
								74	H	Little Rock	59 <b>74</b>	143	N	Georgia St.	47 45
								90	A	Troy	66 <b>95</b>	153	A	Davidson	81 78
								90	H	Troy	72 <b>83</b>	163	A	Texas St.	62 49
								96	A	UAB	61 <b>80</b>	163	H	Texas St.	77 56
												176	A	Coastal Caro.	66 <b>74</b>
												176	H	Coastal Caro.	67 53
												176	N	Coastal Caro.	78 42
												188	H	Arkansas St.	75 67
												219	H	Marshall	74 52
												237	H	Elon	65 62
												240	A	ETSU	64 <b>95</b>
												254	H	Wofford	94 70
												271	A	Louisiana	55 <b>73</b>
												271	H	Louisiana	83 69
												286	A	Ga. Southern	70 52
												296	H	Col. of Charleston	80 66
												300	A	La.-Monroe	80 58
												300	H	La.-Monroe	56 51
												308	H	UNC Greensboro	68 65
LAST 12 Division I GAMES:															
		176 N Coastal Caro.	78 42			286 A Ga. Southern	70 52								
		143 N Georgia St.	47 45			143 A Georgia St.	75 <b>85</b>								
		103 A South Alabama	59 50			176 A Coastal Caro.	66 <b>74</b>								
		90 A Troy	66 <b>95</b>			71 H UT Arlington	65 <b>72</b>								
		271 H Louisiana	83 69			163 H Texas St.	77 56								
		300 H La.-Monroe	56 51			300 A La.-Monroe	80 58								

Non-Div I Games:

Appalachian St.

■ Loss, 
 ■ Non-Conf, S Site, 
 ■ Home 
 ■ Away 
 N Neutral



# Arizona

Through Games Of March 14, 2019

Average RPI Win:	174	WON-LOST	WINNING	LAST 10	STRENGTH OF	OPP. STRENGTH	TEAM	ADJ.	CONF.	ADJ CONF.
Average RPI Loss:	40	RECORD	PCT. RANK	GAMES	SCHEDULE	OF SCHEDULE	RPI	RPI	RPI	RPI
DIV. I ONLY	18- 13	126	1- 0	58	41	79	79	2	2	
DIV. I NON-CONF.	10- 1	17	0- 0	318	254	115	115	2	2	
TOTALS	RPI 1-25	RPI 26-50	W-L RECORDS	RPI 51-100	RPI 101-150	RPI 150+				
18- 13	1- 8	1- 2	OVERALL	3- 1	2- 1	11- 1				
11- 5	1- 3	1- 1	HOME	2- 0	1- 1	6- 0				
4- 7	0- 4	0- 1	AWAY	0- 1	1- 0	3- 1				
3- 1	0- 1	0- 0	NEUTRAL	1- 0	0- 0	2- 0				
10- 1	0- 0	0- 0	NON-CONFERENCE	0- 0	1- 1	9- 0				
6- 1	0- 0	0- 0	HOME	0- 0	1- 1	5- 0				
2- 0	0- 0	0- 0	AWAY	0- 0	0- 0	2- 0				
2- 0	0- 0	0- 0	NEUTRAL	0- 0	0- 0	2- 0				
8- 12	1- 8	1- 2	CONFERENCE	3- 1	1- 0	2- 1				
5- 4	1- 3	1- 1	HOME	2- 0	0- 0	1- 0				
2- 7	0- 4	0- 1	AWAY	0- 1	1- 0	1- 1				
1- 1	0- 1	0- 0	NEUTRAL	1- 0	0- 0	0- 0				

RPI S	Opponent	Score	RPI S	Opponent	Score	RPI S	Opponent	Score	RPI S	Opponent	Score
4	A Stanford	54 56	33	H UCLA	93 98	52	H Southern California	71 68	105	H Loyola Marymount	64 66
4	H Stanford	48 78	41	A California	76 82	52	N Southern California	76 48	107	H Idaho St.	71 46
5	A Oregon	60 93	41	H California	60 55	91	A Utah	64 80	133	A Washington	69 59
5	H Oregon	54 83				91	H Utah	66 55	160	A Washington St.	88 90
5	N Oregon	63 77							177	A Colorado	69 67
23	A Arizona St.	47 60							177	H Colorado	63 51
23	H Arizona St.	51 39							187	H Montana	100 51
24	A Oregon St.	64 86							189	N Portland	92 70
24	H Oregon St.	60 65							207	A San Diego St.	69 60
									221	H Northern Ariz.	71 47
									256	H UTEP	62 40
									273	A Long Beach St.	70 43
									299	H South Carolina St.	73 32
									309	H Incarnate Word	84 42
									337	N Seattle U	84 54
LAST 12 Division I GAMES:											
52	N Southern California	76 48	177	H Colorado	63 51						
5	N Oregon	63 77	91	H Utah	66 55						
24	H Oregon St.	60 65	160	A Washington St.	88 90						
5	H Oregon	54 83	133	A Washington	69 59						
41	A California	76 82	23	A Arizona St.	47 60						
4	A Stanford	54 56	33	H UCLA	93 98						

Non-Div I Games:

Arizona

Loss, Non-Conf, S Site, H Home A Away N Neutral



Average RPI Win:	127	WON-LOST	WINNING	LAST 10	STRENGTH OF	OPP. STRENGTH	TEAM	ADJ.	CONF.	ADJ CONF.
Average RPI Loss:	21	RECORD	PCT. RANK	GAMES	SCHEDULE	OF SCHEDULE	RPI	RPI	RPI	RPI
DIV. I ONLY	20- 10	79	1- 0	13	12	23	23	2	2	
DIV. I NON-CONF.	9- 2	43	0- 0	70	9	26	26	2	2	
TOTALS	RPI 1-25	RPI 26-50	W-L RECORDS	RPI 51-100	RPI 101-150	RPI 150+				
20- 10	2- 6	2- 3	OVERALL	5- 1	2- 0	9- 0				
11- 4	1- 3	1- 1	HOME	3- 0	1- 0	5- 0				
6- 4	1- 2	0- 1	AWAY	2- 1	0- 0	3- 0				
3- 2	0- 1	1- 1	NEUTRAL	0- 0	1- 0	1- 0				
9- 2	0- 2	1- 0	NON-CONFERENCE	1- 0	2- 0	5- 0				
5- 1	0- 1	0- 0	HOME	0- 0	1- 0	4- 0				
2- 0	0- 0	0- 0	AWAY	1- 0	0- 0	1- 0				
2- 1	0- 1	1- 0	NEUTRAL	0- 0	1- 0	0- 0				
11- 8	2- 4	1- 3	CONFERENCE	4- 1	0- 0	4- 0				
6- 3	1- 2	1- 1	HOME	3- 0	0- 0	1- 0				
4- 4	1- 2	0- 1	AWAY	1- 1	0- 0	2- 0				
1- 1	0- 0	0- 1	NEUTRAL	0- 0	0- 0	1- 0				

RPI S	Opponent	Score	RPI S	Opponent	Score	RPI S	Opponent	Score	RPI S	Opponent	Score
2	H Baylor	59 65	31	N Kansas St.	65 51	52	H Southern California	68 59	118	H Fresno St.	68 52
3	N Louisville	56 58	33	H UCLA	59 61	65	A Arkansas	88 85	148	N Southern Ill.	82 38
4	A Stanford	50 71	33	N UCLA	69 73	79	A Arizona	39 51	158	H Tulsa	70 52
4	H Stanford	65 72	41	A California	60 69	79	H Arizona	60 47	160	A Washington St.	61 46
5	A Oregon	71 77	41	H California	62 61	91	A Utah	65 63	169	H Southern U.	69 47
5	H Oregon	59 66				91	H Utah	60 58	172	H Louisiana Tech	80 44
24	A Oregon St.	79 76							177	A Colorado	76 70
24	H Oregon St.	66 54							177	H Colorado	66 49
									177	N Colorado	66 49
									281	A Colorado St.	70 39
									309	H Incarnate Word	81 43
LAST 12 Division I GAMES:											
177	N Colorado	66 49	41	A California	60 69						
33	N UCLA	69 73	91	H Utah	60 58						
158	H Tulsa	70 52	177	H Colorado	66 49						
5	H Oregon	59 66	160	A Washington St.	61 46						
24	H Oregon St.	66 54	79	H Arizona	60 47						
4	A Stanford	50 71	52	H Southern California	68 59						

Non-Div I Games:

Arizona St.



Team Wins Since				Through Games Of March 17, 2019						
Average RPI Win:	350	WON-LOST	WINNING	LAST 10	STRENGTH OF	OPP. STRENGTH	TEAM	ADJ.	CONF.	ADJ CONF.
Average RPI Loss:	224	RECORD	PCT. RANK	GAMES	SCHEDULE	OF SCHEDULE	RPI	RPI	RPI	RPI
DIV. I ONLY	2- 19	348	0- 1	331	342	349	349	29	29	
DIV. I NON-CONF.	0- 3	336	0- 0	34	149	281	281	28	28	
TOTALS	RPI 1-25	RPI 26-50	W-L RECORDS	RPI 51-100	RPI 101-150	RPI 150+				
2- 19	0- 1	0- 0	OVERALL	0- 0	0- 1	2- 17				
1- 8	0- 0	0- 0	HOME	0- 0	0- 0	1- 8				
1- 11	0- 1	0- 0	AWAY	0- 0	0- 1	1- 9				
0- 0	0- 0	0- 0	NEUTRAL	0- 0	0- 0	0- 0				
0- 3	0- 1	0- 0	NON-CONFERENCE	0- 0	0- 1	0- 1				
0- 0	0- 0	0- 0	HOME	0- 0	0- 0	0- 0				
0- 3	0- 1	0- 0	AWAY	0- 0	0- 1	0- 1				
0- 0	0- 0	0- 0	NEUTRAL	0- 0	0- 0	0- 0				
2- 16	0- 0	0- 0	CONFERENCE	0- 0	0- 0	2- 16				
1- 8	0- 0	0- 0	HOME	0- 0	0- 0	1- 8				
1- 8	0- 0	0- 0	AWAY	0- 0	0- 0	1- 8				
0- 0	0- 0	0- 0	NEUTRAL	0- 0	0- 0	0- 0				

RPI 1-25				RPI 26-50				RPI 51-100				RPI 101+				Team's RPI: 349	
RPI	S	Opponent	Score	RPI	S	Opponent	Score	RPI	S	Opponent	Score	RPI	S	Opponent	Score		
24	A	Oregon St.	33 89									106	A	Minnesota	42 84		
												169	A	Southern U.	41 73		
												169	H	Southern U.	45 56		
												185	A	Prairie View	46 79		
												185	H	Prairie View	41 80		
												200	A	Grambling	57 77		
												200	H	Grambling	57 67		
												228	A	Texas Southern	49 62		
												228	H	Texas Southern	58 59		
												249	A	Jackson St.	41 60		
												249	H	Jackson St.	41 61		
												257	A	Wichita St.	39 76		
												270	A	Alabama St.	52 73		
												270	H	Alabama St.	56 58		
												301	A	Alabama A&M	54 60		
												301	H	Alabama A&M	52 78		
												329	A	Mississippi Val.	63 82		
												329	H	Mississippi Val.	56 62		
												350	A	Alcorn	59 57		
												350	H	Alcorn	66 57		
LAST 12 Division I GAMES:																	
301	A	Alabama A&M	54 60	350	H	Alcorn	66 57										
329	A	Mississippi Val.	63 82	169	H	Southern U.	45 56										
249	H	Jackson St.	41 61	270	A	Alabama St.	52 73										
200	H	Grambling	57 67	249	A	Jackson St.	41 60										
185	A	Prairie View	46 79	200	A	Grambling	57 77										
228	A	Texas Southern	49 62	185	H	Prairie View	41 80										

<b>Non-Div I Games:</b>	LeMoyn	Owen	52	43	Paul Quinn	68	52	Philander Smith	48	53	Tougaloo	68	60	Ark.-Pine Bluff
-------------------------	--------	------	----	----	------------	----	----	-----------------	----	----	----------	----	----	-----------------

■ Loss, ■ Non-Conf, S Site, H Home A Away N Neutral



## Arkansas

Through Games Of March 14, 2019

Average RPI Win: <b>164</b>	WON-LOST	WINNING	LAST 10	STRENGTH OF	OPP. STRENGTH	TEAM	ADJ.	CONF.	ADJ CONF.
Average RPI Loss: <b>47</b>	RECORD	PCT. RANK	GAMES	SCHEDULE	OF SCHEDULE	RPI	RPI	RPI	RPI
DIV. I ONLY	20- 14	124	1- 0	43	63	65	65	5	5
DIV. I NON-CONF.	11- 3	56	0- 0	123	130	47	47	5	5
TOTALS	RPI 1-25	RPI 26-50	W-L RECORDS	RPI 51-100	RPI 101-150	RPI 150+			
20- 14	2- 7	0- 3	OVERALL	3- 1	3- 3	12- 0			
9- 6	0- 3	0- 2	HOME	1- 0	1- 1	7- 0			
6- 6	0- 3	0- 1	AWAY	2- 1	1- 1	3- 0			
5- 2	2- 1	0- 0	NEUTRAL	0- 0	1- 1	2- 0			
11- 3	0- 2	0- 0	NON-CONFERENCE	2- 0	2- 1	7- 0			
6- 1	0- 1	0- 0	HOME	1- 0	1- 0	4- 0			
3- 1	0- 1	0- 0	AWAY	1- 0	1- 0	1- 0			
2- 1	0- 0	0- 0	NEUTRAL	0- 0	0- 1	2- 0			
9- 11	2- 5	0- 3	CONFERENCE	1- 1	1- 2	5- 0			
3- 5	0- 2	0- 2	HOME	0- 0	0- 1	3- 0			
3- 5	0- 2	0- 1	AWAY	1- 1	0- 1	2- 0			
3- 1	2- 1	0- 0	NEUTRAL	0- 0	1- 0	0- 0			

RPI	S	Opponent	Score	RPI	S	Opponent	Score	RPI	S	Opponent	Score	RPI	S	Opponent	Score
8	H	Mississippi St.	69 <b>93</b>	30	A	Missouri	53 <b>71</b>	57	A	Tennessee	80 79	112	A	Georgia	83 <b>93</b>
8	N	Mississippi St.	70 <b>101</b>	30	H	Missouri	67 <b>73</b>	71	A	UT Arlington	66 65	112	H	Georgia	72 <b>80</b>
11	A	Iowa St.	82 <b>91</b>	48	H	Auburn	72 <b>75</b>	85	A	LSU	34 <b>71</b>	112	N	Georgia	86 76
17	A	Texas A&M	53 <b>66</b>					95	H	Nebraska	84 80	127	N	Pittsburgh	54 <b>61</b>
17	N	Texas A&M	58 51									144	A	Abilene Christian	80 68
19	H	South Carolina	79 <b>87</b>									146	H	Tennessee Tech	65 42
19	N	South Carolina	95 89									156	H	Alabama	72 61
22	A	Kentucky	59 <b>61</b>									158	A	Tulsa	61 59
23	H	Arizona St.	85 <b>88</b>									159	H	Oral Roberts	74 61
												185	H	Prairie View	71 44
												186	N	Wisconsin	69 68
												209	H	Vanderbilt	83 62
												211	A	Florida	83 73
												239	A	Ole Miss	85 55
												239	H	Ole Miss	73 61
												249	H	Jackson St.	76 57
												304	N	Tennessee St.	79 55
												316	H	Northwestern St.	98 53
LAST 12 Division I GAMES:															
		112 N Georgia	86 76			239 H Ole Miss	73 61								
		19 N South Carolina	95 89			112 A Georgia	83 <b>93</b>								
		17 N Texas A&M	58 51			22 A Kentucky	59 <b>61</b>								
		8 N Mississippi St.	70 <b>101</b>			48 H Auburn	72 <b>75</b>								
		17 A Texas A&M	53 <b>66</b>			85 A LSU	34 <b>71</b>								
		30 H Missouri	67 <b>73</b>			19 H South Carolina	79 <b>87</b>								

Non-Div I Games:

Arkansas

■ Loss, 
 ■ Non-Conf, 
 ■ S Site, 
 ■ Home 
 ■ A Away 
 N Neutral



## Arkansas St.

Through Games Of March 14, 2019

Average RPI Win:	220	WON-LOST	WINNING	LAST 10	STRENGTH OF	OPP. STRENGTH	TEAM	ADJ.	CONF.	ADJ CONF.
Average RPI Loss:	120	RECORD	PCT. RANK	GAMES	SCHEDULE	OF SCHEDULE	RPI	RPI	RPI	RPI
DIV. I ONLY	12- 18	227	0- 1	126	129	188	188	12	12	
DIV. I NON-CONF.	5- 6	177	0- 0	157	93	176	176	14	14	
TOTALS	RPI 1-25	RPI 26-50	W-L RECORDS	RPI 51-100	RPI 101-150	RPI 150+				
12- 18	0- 1	0- 2	OVERALL	1- 5	2- 4	9- 6				
9- 5	0- 0	0- 0	HOME	1- 2	1- 1	7- 2				
3- 13	0- 1	0- 2	AWAY	0- 3	1- 3	2- 4				
0- 0	0- 0	0- 0	NEUTRAL	0- 0	0- 0	0- 0				
5- 6	0- 1	0- 2	NON-CONFERENCE	0- 0	0- 2	5- 1				
4- 1	0- 0	0- 0	HOME	0- 0	0- 0	4- 1				
1- 5	0- 1	0- 2	AWAY	0- 0	0- 2	1- 0				
0- 0	0- 0	0- 0	NEUTRAL	0- 0	0- 0	0- 0				
7- 12	0- 0	0- 0	CONFERENCE	1- 5	2- 2	4- 5				
5- 4	0- 0	0- 0	HOME	1- 2	1- 1	3- 1				
2- 8	0- 0	0- 0	AWAY	0- 3	1- 1	1- 4				
0- 0	0- 0	0- 0	NEUTRAL	0- 0	0- 0	0- 0				

RPI 1-25				RPI 26-50				RPI 51-100				RPI 101+ Team's RPI: 188			
RPI	S	Opponent	Score	RPI	S	Opponent	Score	RPI	S	Opponent	Score	RPI	S	Opponent	Score
17	A	Texas A&M	56 97	30	A	Missouri	50 70	71	A	UT Arlington	62 67	103	A	South Alabama	77 64
				45	A	Belmont	55 74	71	H	UT Arlington	73 100	103	H	South Alabama	69 58
								74	A	Little Rock	55 68	111	A	UT Martin	91 97
								74	H	Little Rock	62 58	124	A	Appalachian St.	67 75
								90	A	Troy	79 87	142	A	Oklahoma St.	60 62
								90	H	Troy	89 100	143	H	Georgia St.	62 64
												158	H	Tulsa	73 60
												163	A	Texas St.	54 68
												163	H	Texas St.	62 85
												172	H	Louisiana Tech	70 80
												176	A	Coastal Caro.	49 63
												176	A	Coastal Caro.	72 88
												231	H	Memphis	77 66
												256	A	UTEP	67 66
												262	H	Murray St.	74 63
												271	A	Louisiana	75 73
												271	H	Louisiana	87 75
												286	H	Ga. Southern	86 75
												300	A	La.-Monroe	53 65
												300	H	La.-Monroe	64 54
												329	H	Mississippi Val.	60 57
LAST 12 Division I GAMES:															
176	A	Coastal Caro.	49 63	71	A	UT Arlington	62 67								
271	A	Louisiana	75 73	163	A	Texas St.	54 68								
300	A	La.-Monroe	53 65	90	H	Troy	89 100								
286	H	Ga. Southern	86 75	103	H	South Alabama	69 58								
143	H	Georgia St.	62 64	74	A	Little Rock	55 68								
74	H	Little Rock	62 58	176	A	Coastal Caro.	72 88								

Non-Div I Games:

Arkansas St.

■ Loss, 
 ■ Non-Conf, S Site, 
 ■ Home 
 ■ Away 
 N Neutral



Army West Point

Through Games Of March 14, 2019

Average RPI Win:	285	WON-LOST	WINNING	LAST 10	STRENGTH OF	OPP. STRENGTH	TEAM	ADJ.	CONF.	ADJ CONF.
Average RPI Loss:	168	RECORD	PCT. RANK	GAMES	SCHEDULE	OF SCHEDULE	RPI	RPI	RPI	RPI
DIV. I ONLY	10- 19	257	0- 1	290	256	290	290	18	18	
DIV. I NON-CONF.	4- 6	212	0- 0	328	325	302	302	21	21	
TOTALS	RPI 1-25	RPI 26-50	W-L RECORDS	RPI 51-100	RPI 101-150	RPI 150+				
10- 19	0- 0	0- 2	OVERALL	0- 3	0- 4	10- 10				
6- 9	0- 0	0- 1	HOME	0- 1	0- 3	6- 4				
4- 10	0- 0	0- 1	AWAY	0- 2	0- 1	4- 6				
0- 0	0- 0	0- 0	NEUTRAL	0- 0	0- 0	0- 0				
4- 6	0- 0	0- 0	NON-CONFERENCE	0- 1	0- 2	4- 3				
2- 3	0- 0	0- 0	HOME	0- 0	0- 2	2- 1				
2- 3	0- 0	0- 0	AWAY	0- 1	0- 0	2- 2				
0- 0	0- 0	0- 0	NEUTRAL	0- 0	0- 0	0- 0				
6- 13	0- 0	0- 2	CONFERENCE	0- 2	0- 2	6- 7				
4- 6	0- 0	0- 1	HOME	0- 1	0- 1	4- 3				
2- 7	0- 0	0- 1	AWAY	0- 1	0- 1	2- 4				
0- 0	0- 0	0- 0	NEUTRAL	0- 0	0- 0	0- 0				

RPI S	Opponent	Score	RPI S	Opponent	Score	RPI S	Opponent	Score	RPI S	Opponent	Score	Team's RPI: 290
42	A Bucknell	66 84	42	H Bucknell	52 66	59	A TCU	38 63	116	H St. John's (NY)	49 60	
						72	A American	51 61	126	A Lehigh	46 55	
						72	H American	62 75	126	H Lehigh	50 73	
									135	H Yale	51 62	
									173	A Holy Cross	39 58	
									173	H Holy Cross	60 53	
									174	A Boston U.	51 63	
									174	H Boston U.	42 67	
									247	H St. Francis Brooklyn	69 57	
									248	A Colgate	80 85	
									248	H Colgate	58 70	
									250	A Columbia	49 70	
									252	A Binghamton	47 60	
									255	A Navy	60 48	
									255	H Navy	55 52	
									268	A Loyola Maryland	51 70	
									268	H Loyola Maryland	69 57	
									297	H Air Force	60 71	
									319	A Wagner	61 46	
									320	A Lafayette	64 40	
									320	H Lafayette	65 50	
									320	H Lafayette	61 63	
									344	H Fairleigh Dickinson	62 40	
									351	A LIU Brooklyn	57 42	
LAST 12 Division I GAMES:												
320	H Lafayette	61 63	255	A Navy	60 48							
42	A Bucknell	66 84	320	A Lafayette	64 40							
174	H Boston U.	42 67	72	H American	62 75							
248	A Colgate	80 85	268	A Loyola Maryland	51 70							
126	A Lehigh	46 55	248	H Colgate	58 70							
173	H Holy Cross	60 53	126	H Lehigh	50 73							

Non-Div I Games: Connecticut Col. 74 48

Army West Point

Loss, Non-Conf, S Site, H Home A Away N Neutral



Average RPI Win:	167	WON-LOST	WINNING	LAST 10	STRENGTH OF	OPP. STRENGTH	TEAM	ADJ.	CONF.	ADJ CONF.
Average RPI Loss:	26	RECORD	PCT. RANK	GAMES	SCHEDULE	OF SCHEDULE	RPI	RPI	RPI	RPI
DIV. I ONLY	21- 9	60	1- 0	79	49	48	48	5	5	
DIV. I NON-CONF.	11- 1	13	0- 0	206	102	33	33	5	5	
TOTALS	RPI 1-25	RPI 26-50	W-L RECORDS	RPI 51-100	RPI 101-150	RPI 150+				
21- 9	0- 6	2- 1	OVERALL	3- 2	1- 0	15- 0				
9- 5	0- 4	1- 0	HOME	0- 1	1- 0	7- 0				
9- 3	0- 1	0- 1	AWAY	3- 1	0- 0	6- 0				
3- 1	0- 1	1- 0	NEUTRAL	0- 0	0- 0	2- 0				
11- 1	0- 1	1- 0	NON-CONFERENCE	1- 0	0- 0	9- 0				
6- 0	0- 0	0- 0	HOME	0- 0	0- 0	6- 0				
3- 1	0- 1	0- 0	AWAY	1- 0	0- 0	2- 0				
2- 0	0- 0	1- 0	NEUTRAL	0- 0	0- 0	1- 0				
10- 8	0- 5	1- 1	CONFERENCE	2- 2	1- 0	6- 0				
3- 5	0- 4	1- 0	HOME	0- 1	1- 0	1- 0				
6- 2	0- 0	0- 1	AWAY	2- 1	0- 0	4- 0				
1- 1	0- 1	0- 0	NEUTRAL	0- 0	0- 0	1- 0				

RPI	S	Opponent	Score	RPI	S	Opponent	Score	Team's RPI: 48	RPI	S	Opponent	Score	RPI	S	Opponent	Score
8	H	Mississippi St.	59 85	30	A	Missouri	65 74		54	A	New Mexico	79 76	112	H	Georgia	59 58
11	A	Iowa St.	64 67	30	H	Missouri	58 54		57	A	Tennessee	62 73	155	H	Oklahoma	95 79
17	H	Texas A&M	67 69	37	N	North Carolina	86 81		57	H	Tennessee	69 78	156	A	Alabama	66 56
17	N	Texas A&M	62 64						65	A	Arkansas	75 72	156	H	Alabama	77 38
19	H	South Carolina	66 73						85	A	LSU	56 46	156	N	Alabama	53 52
22	H	Kentucky	68 78										157	H	Nicholls St.	80 59
													176	N	Coastal Caro.	84 78
													200	H	Grambling	97 48
													209	A	Vanderbilt	72 70
													211	A	Florida	64 56
													236	A	Saint Joseph's	81 70
													237	A	Elon	96 44
													239	A	Ole Miss	64 51
													270	H	Alabama St.	83 50
													271	H	Louisiana	71 59
													289	H	Samford	73 46
LAST 12 Division I GAMES:																
156	N	Alabama	53 52	30	H	Missouri	58 54		54	A	New Mexico	79 76	156	H	Alabama	77 38
17	N	Texas A&M	62 64	57	A	Tennessee	62 73		65	A	Arkansas	75 72	22	H	Kentucky	68 78
54	A	New Mexico	79 76	65	A	Arkansas	75 72		112	H	Georgia	59 58				
11	A	Iowa St.	64 67	22	H	Kentucky	68 78									
85	A	LSU	56 46													
19	H	South Carolina	66 73													

Non-Div I Games: Xavier (LA) 77 58

Auburn

■ Loss, 
 ■ Non-Conf, S Site, 
 ■ Home 
 ■ Away 
 N Neutral



Average RPI Win:	253	WON-LOST	WINNING	LAST 10	STRENGTH OF	OPP. STRENGTH	TEAM	ADJ.	CONF.	ADJ CONF.
Average RPI Loss:	199	RECORD	PCT. RANK	GAMES	SCHEDULE	OF SCHEDULE	RPI	RPI	RPI	RPI
DIV. I ONLY	13- 15	197	0- 1	327	270	259	259	22	22	
DIV. I NON-CONF.	3- 6	241	0- 0	344	283	341	341	22	22	
TOTALS	RPI 1-25	RPI 26-50	W-L RECORDS	RPI 51-100	RPI 101-150	RPI 150+				
13- 15	0- 0	0- 1	OVERALL	0- 1	3- 4	10- 9				
9- 4	0- 0	0- 1	HOME	0- 0	1- 1	8- 2				
4- 10	0- 0	0- 0	AWAY	0- 1	2- 2	2- 7				
0- 1	0- 0	0- 0	NEUTRAL	0- 0	0- 1	0- 0				
3- 6	0- 0	0- 0	NON-CONFERENCE	0- 1	0- 1	3- 4				
3- 1	0- 0	0- 0	HOME	0- 0	0- 0	3- 1				
0- 5	0- 0	0- 0	AWAY	0- 1	0- 1	0- 3				
0- 0	0- 0	0- 0	NEUTRAL	0- 0	0- 0	0- 0				
10- 9	0- 0	0- 1	CONFERENCE	0- 0	3- 3	7- 5				
6- 3	0- 0	0- 1	HOME	0- 0	1- 1	5- 1				
4- 5	0- 0	0- 0	AWAY	0- 0	2- 1	2- 4				
0- 1	0- 0	0- 0	NEUTRAL	0- 0	0- 1	0- 0				

RPI 1-25				RPI 26-50				RPI 51-100				RPI 101+				Team's RPI: 259
RPI	S	Opponent	Score	RPI	S	Opponent	Score	RPI	S	Opponent	Score	RPI	S	Opponent	Score	
				45	H	Belmont	62 80	76	A	Cincinnati	48 69	111	A	UT Martin	65 74	
												111	H	UT Martin	58 59	
												129	A	Morehead St.	84 75	
												129	H	Morehead St.	81 80	
												139	A	Illinois St.	49 61	
												146	A	Tennessee Tech	72 65	
												146	N	Tennessee Tech	57 68	
												209	A	Vanderbilt	70 99	
												213	A	Jacksonville St.	56 67	
												238	A	SIUE	68 69	
												238	H	SIUE	77 65	
												241	A	Western Ill.	72 77	
												243	A	Southeast Mo. St.	54 64	
												243	H	Southeast Mo. St.	56 54	
												244	H	Northern Ky.	52 48	
												262	A	Murray St.	72 77	
												262	H	Murray St.	59 56	
												295	A	Eastern Ill.	73 60	
												295	H	Eastern Ill.	57 67	
												301	H	Alabama A&M	75 58	
												304	H	Tennessee St.	74 47	
												329	H	Mississippi Val.	89 95	
												330	H	Lipscomb	70 58	
												331	A	Evansville	52 56	
												333	A	Eastern Ky.	80 60	
												333	H	Eastern Ky.	100 65	
LAST 12 Division I GAMES:																
				146	N	Tennessee Tech	57 68	129	A	Morehead St.	84 75					
				262	A	Murray St.	72 77	295	H	Eastern Ill.	57 67					
				333	A	Eastern Ky.	80 60	238	H	SIUE	77 65					
				111	H	UT Martin	58 59	213	A	Jacksonville St.	56 67					
				243	H	Southeast Mo. St.	56 54	146	A	Tennessee Tech	72 65					
				262	H	Murray St.	59 56	45	H	Belmont	62 80					

Non-Div I Games: Christian Bros. 100 62 Trevecca Nazarene 90 78

Austin Peay

■ Loss, 
 ■ Non-Conf, S Site, 
 ■ Home 
 ■ Away 
 N Neutral



BYU				STRENGTH OF SCHEDULE	OPP. STRENGTH OF SCHEDULE	TEAM RPI	ADJ. RPI	CONF. RPI	ADJ CONF. RPI
Average RPI Win:	154	WON-LOST RECORD	WINNING PCT. RANK						
Average RPI Loss:	110		LAST 10 GAMES						
DIV. I ONLY	25- 6	28	2- 0	69	101	25	25	7	7
DIV. I NON-CONF.	8- 3	72	0- 0	154	199	77	77	7	7
-----									
TOTALS	RPI 1-25	RPI 26-50	W-L RECORDS	RPI 51-100	RPI 101-150	RPI 150+			
25- 6	3- 0	1- 2	OVERALL	5- 2	2- 1	14- 1			
12- 2	1- 0	0- 2	HOME	2- 0	2- 0	7- 0			
9- 4	1- 0	1- 0	AWAY	1- 2	0- 1	6- 1			
4- 0	1- 0	0- 0	NEUTRAL	2- 0	0- 0	1- 0			
8- 3	0- 0	0- 1	NON-CONFERENCE	1- 1	1- 0	6- 1			
4- 1	0- 0	0- 1	HOME	0- 0	1- 0	3- 0			
2- 2	0- 0	0- 0	AWAY	0- 1	0- 0	2- 1			
2- 0	0- 0	0- 0	NEUTRAL	1- 0	0- 0	1- 0			
17- 3	3- 0	1- 1	CONFERENCE	4- 1	1- 1	8- 0			
8- 1	1- 0	0- 1	HOME	2- 0	1- 0	4- 0			
7- 2	1- 0	1- 0	AWAY	1- 1	0- 1	4- 0			
2- 0	1- 0	0- 0	NEUTRAL	1- 0	0- 0	0- 0			

RPI 1-25				Team's RPI: 25		RPI 26-50				RPI 51-100				RPI 101+					
RPI	S	Opponent	Score		RPI	S	Opponent	Score		RPI	S	Opponent	Score		RPI	S	Opponent	Score	
13	A	Gonzaga	66	64	41	H	California	52	70	59	N	TCU	61	58	105	A	Loyola Marymount	58	61
13	H	Gonzaga	70	68	50	A	Saint Mary's (CA)	74	73	91	A	Utah	67	78	105	H	Loyola Marymount	55	44
13	N	Gonzaga	82	68	50	H	Saint Mary's (CA)	75	78	99	A	Pepperdine	65	79	128	H	Northern Colo.	70	50
										99	H	Pepperdine	83	58	152	H	UC Riverside	72	70
										99	N	Pepperdine	68	63	164	A	Santa Clara	54	44
										100	A	Pacific	77	74	164	H	Santa Clara	69	64
										100	H	Pacific	75	49	180	A	Utah St.	62	57
															181	H	Eastern Wash.	80	65
															189	A	Portland	70	69
															189	H	Portland	79	71
															212	N	California Baptist	76	69
															251	A	San Francisco	67	59
															251	H	San Francisco	82	59
															272	A	Southern Utah	64	67
															276	A	San Diego	65	56
															276	H	San Diego	80	68
															281	H	Colorado St.	51	42
															293	A	Utah Valley	77	51
LAST 12 Division I GAMES:																			
					99	N	Pepperdine	68	63	189	A	Portland	70	69					
					13	N	Gonzaga	82	68	100	H	Pacific	75	49					
					164	H	Santa Clara	69	64	50	H	Saint Mary's (CA)	75	78					
					251	H	San Francisco	82	59	99	A	Pepperdine	65	79					
					276	H	San Diego	80	68	105	A	Loyola Marymount	58	61					
					13	A	Gonzaga	66	64	276	A	San Diego	65	56					

Non-Div I Games:

BYU

■ Loss, 
 ■ Non-Conf, 
 ■ S Site, 
 ■ H Home 
 ■ A Away 
 N Neutral



Average RPI Win:	169	WON-LOST	WINNING	LAST 10	STRENGTH OF	OPP. STRENGTH	TEAM	ADJ.	CONF.	ADJ CONF.
Average RPI Loss:	101	RECORD	PCT. RANK	GAMES	SCHEDULE	OF SCHEDULE	RPI	RPI	RPI	RPI
DIV. I ONLY	7- 23	305	0- 1	52	84	217	217	8	8	
DIV. I NON-CONF.	4- 7	228	0- 0	115	45	199	199	9	9	
TOTALS	RPI 1-25	RPI 26-50	W-L RECORDS	RPI 51-100	RPI 101-150	RPI 150+				
7- 23	0- 0	0- 8	OVERALL	3- 8	1- 1	3- 6				
5- 9	0- 0	0- 3	HOME	2- 2	0- 1	3- 3				
2- 11	0- 0	0- 4	AWAY	1- 4	1- 0	0- 3				
0- 3	0- 0	0- 1	NEUTRAL	0- 2	0- 0	0- 0				
4- 7	0- 0	0- 1	NON-CONFERENCE	2- 5	0- 0	2- 1				
3- 2	0- 0	0- 0	HOME	1- 1	0- 0	2- 1				
1- 2	0- 0	0- 0	AWAY	1- 2	0- 0	0- 0				
0- 3	0- 0	0- 1	NEUTRAL	0- 2	0- 0	0- 0				
3- 16	0- 0	0- 7	CONFERENCE	1- 3	1- 1	1- 5				
2- 7	0- 0	0- 3	HOME	1- 1	0- 1	1- 2				
1- 9	0- 0	0- 4	AWAY	0- 2	1- 0	0- 3				
0- 0	0- 0	0- 0	NEUTRAL	0- 0	0- 0	0- 0				

RPI 1-25				RPI 26-50				RPI 51-100				RPI 101+				Team's RPI: 217	
RPI	S	Opponent	Score	RPI	S	Opponent	Score	RPI	S	Opponent	Score	RPI	S	Opponent	Score		
				27	A	Central Mich.	63 81	69	A	Missouri St.	54 74	125	A	Northern Ill.	67 64		
				27	H	Central Mich.	64 81	75	A	Butler	47 64	125	H	Northern Ill.	83 93		
				32	A	Ohio	62 94	76	H	Cincinnati	75 63	162	A	Akron	61 91		
				32	H	Ohio	75 90	77	N	Duke	62 79	194	A	Eastern Mich.	53 56		
				36	A	Buffalo	65 77	80	A	Toledo	58 65	194	H	Eastern Mich.	57 67		
				36	H	Buffalo	58 97	80	A	Toledo	63 67	209	H	Vanderbilt	43 60		
				39	N	Quinnipiac	66 69	80	H	Toledo	62 63	214	H	Bowling Green	77 70		
				44	A	Miami (OH)	57 60	82	H	Kent St.	48 44	269	A	Western Mich.	54 72		
								83	N	Fordham	70 78	269	H	Western Mich.	62 65		
								87	H	Purdue	38 80	283	H	Cleveland St.	67 62		
								97	A	Western Ky.	86 83	304	H	Tennessee St.	90 51		
LAST 12 Division I GAMES:																	
				80	A	Toledo	63 67	269	A	Western Mich.	54 72						
				27	A	Central Mich.	63 81	27	H	Central Mich.	64 81						
				39	N	Quinnipiac	66 69	80	H	Toledo	62 63						
				77	N	Duke	62 79	194	A	Eastern Mich.	53 56						
				194	H	Eastern Mich.	57 67	162	A	Akron	61 91						
				125	A	Northern Ill.	67 64	125	H	Northern Ill.	83 93						

Non-Div I Games: Urbana 99 62

Ball St.

■ Loss, 
 ■ Non-Conf, S Site, 
 ■ Home 
 ■ Away 
 N Neutral



Through Games Of March 11, 2013										
Average RPI Win:	90	WON-LOST	WINNING	LAST 10	STRENGTH OF	OPP. STRENGTH	TEAM	ADJ.	CONF.	ADJ CONF.
Average RPI Loss:	4	RECORD	PCT. RANK	GAMES	SCHEDULE	OF SCHEDULE	RPI	RPI	RPI	RPI
DIV. I ONLY	31- 1	1	1- 0	3	16	2	2	3	3	
DIV. I NON-CONF.	10- 1	17	0- 0	4	30	2	2	3	3	
-----										
TOTALS	RPI 1-25		RPI 26-50	W-L RECORDS	RPI 51-100	RPI 101-150		RPI 150+		
31- 1	6- 1		6- 0	OVERALL	5- 0	6- 0		8- 0		
15- 0	2- 0		2- 0	HOME	2- 0	3- 0		6- 0		
11- 1	3- 1		2- 0	AWAY	2- 0	2- 0		2- 0		
5- 0	1- 0		2- 0	NEUTRAL	1- 0	1- 0		0- 0		
10- 1	3- 1		1- 0	NON-CONFERENCE	1- 0	1- 0		4- 0		
6- 0	1- 0		0- 0	HOME	0- 0	1- 0		4- 0		
2- 1	2- 1		0- 0	AWAY	0- 0	0- 0		0- 0		
2- 0	0- 0		1- 0	NEUTRAL	1- 0	0- 0		0- 0		
21- 0	3- 0		5- 0	CONFERENCE	4- 0	5- 0		4- 0		
9- 0	1- 0		2- 0	HOME	2- 0	2- 0		2- 0		
9- 0	1- 0		2- 0	AWAY	2- 0	2- 0		2- 0		
3- 0	1- 0		1- 0	NEUTRAL	0- 0	1- 0		0- 0		

RPI 1-25				Team's RPI: 2		RPI 26-50				RPI 51-100				RPI 101+								
RPI	S	Opponent	Score		RPI	S	Opponent	Score		RPI	S	Opponent	Score		RPI	S	Opponent	Score				
4	A	Stanford	63	68	26	N	South Dakota St.	72	66	59	A	TCU	79	55	129	H	Morehead St.	96	58			
6	H	UConn	68	57	29	A	Texas	74	68	59	H	TCU	89	71	140	A	Texas Tech	73	56			
11	A	Iowa St.	73	60	29	H	Texas	64	35	68	N	Georgetown	67	46	140	H	Texas Tech	96	37			
11	H	Iowa St.	84	69	31	A	Kansas St.	71	48	78	N	West Virginia	63	57	140	N	Texas Tech	100	61			
11	N	Iowa St.	67	49	31	H	Kansas St.	65	50	78	H	West Virginia	79	47	142	A	Oklahoma St.	66	58			
19	A	South Carolina	94	69	31	N	Kansas St.	88	60						142	H	Oklahoma St.	76	44			
23	A	Arizona St.	65	59											154	A	Kansas	94	68			
																		154	H	Kansas	80	40
																		155	A	Oklahoma	74	53
																		155	H	Oklahoma	87	53
																		157	H	Nicholls St.	100	39
																		169	H	Southern U.	94	49
																		193	H	Saint Francis (PA)	116	58
																		227	H	UTRGV	98	37
LAST 12 Division I GAMES:																						
						11	N	Iowa St.	67	49	11	A	Iowa St.	73	60							
						140	N	Texas Tech	100	61	154	H	Kansas	80	40							
						31	N	Kansas St.	88	60	155	H	Oklahoma	87	53							
						78	A	West Virginia	63	57	31	A	Kansas St.	71	48							
						142	H	Oklahoma St.	76	44	59	H	TCU	89	71							
						29	H	Texas	64	35	29	A	Texas	74	68							

Non-Div I Games:

Baylor



Belmont

Through Games Of March 14, 2019

Average RPI Win:	210	WON-LOST	WINNING	LAST 10	STRENGTH OF	OPP. STRENGTH	TEAM	ADJ.	CONF.	ADJ CONF.
Average RPI Loss:	75	RECORD	PCT. RANK	GAMES	SCHEDULE	OF SCHEDULE	RPI	RPI	RPI	RPI
DIV. I ONLY	26- 6	21	1- 0	142	191	45	45	22	22	
DIV. I NON-CONF.	7- 4	108	0- 0	90	27	51	51	22	22	
TOTALS	RPI 1-25	RPI 26-50	W-L RECORDS	RPI 51-100	RPI 101-150	RPI 150+				
26- 6	0- 1	0- 1	OVERALL	2- 2	6- 2	18- 0				
11- 2	0- 0	0- 0	HOME	0- 1	2- 1	9- 0				
12- 4	0- 1	0- 1	AWAY	2- 1	2- 1	8- 0				
3- 0	0- 0	0- 0	NEUTRAL	0- 0	2- 0	1- 0				
7- 4	0- 1	0- 1	NON-CONFERENCE	2- 2	0- 0	5- 0				
3- 1	0- 0	0- 0	HOME	0- 1	0- 0	3- 0				
4- 3	0- 1	0- 1	AWAY	2- 1	0- 0	2- 0				
0- 0	0- 0	0- 0	NEUTRAL	0- 0	0- 0	0- 0				
19- 2	0- 0	0- 0	CONFERENCE	0- 0	6- 2	13- 0				
8- 1	0- 0	0- 0	HOME	0- 0	2- 1	6- 0				
8- 1	0- 0	0- 0	AWAY	0- 0	2- 1	6- 0				
3- 0	0- 0	0- 0	NEUTRAL	0- 0	2- 0	1- 0				

RPI 1-25				RPI 26-50				Team's RPI: 45	RPI 51-100				RPI 101+			
RPI	S	Opponent	Score	RPI	S	Opponent	Score		RPI	S	Opponent	Score	RPI	S	Opponent	Score
9	A	NC State	62 77	49	A	Clemson	62 65		56	A	Wright St.	79 63	111	A	UT Martin	68 71
									57	A	Tennessee	76 84	111	H	UT Martin	100 86
									70	A	Middle Tenn.	45 38	111	N	UT Martin	59 53
									80	H	Toledo	69 78	129	A	Morehead St.	77 57
													129	H	Morehead St.	77 50
													146	A	Tennessee Tech	99 67
													146	H	Tennessee Tech	72 77
													146	N	Tennessee Tech	62 48
													158	H	Tulsa	78 53
													168	A	Chattanooga	67 51
													188	H	Arkansas St.	74 55
													213	A	Jacksonville St.	64 41
													213	H	Jacksonville St.	66 52
													238	H	SIUE	87 54
													243	A	Southeast Mo. St.	92 86
													243	H	Southeast Mo. St.	91 57
													243	N	Southeast Mo. St.	74 65
													244	A	Northern Ky.	71 53
													259	A	Austin Peay	80 62
													262	A	Murray St.	65 58
													295	H	Eastern Ill.	98 57
													304	A	Tennessee St.	89 65
													304	H	Tennessee St.	80 46
													330	H	Lipscomb	83 43
													333	A	Eastern Ky.	87 52
													333	H	Eastern Ky.	69 43
LAST 12 Division I GAMES:																
				146	N	Tennessee Tech	62 48		295	H	Eastern Ill.	98 57				
				243	N	Southeast Mo. St.	74 65		146	A	Tennessee Tech	99 67				
				111	N	UT Martin	59 53		304	A	Tennessee St.	89 65				
				243	A	Southeast Mo. St.	92 86		129	A	Morehead St.	77 57				
				111	A	UT Martin	68 71		333	A	Eastern Ky.	87 52				
				238	H	SIUE	87 54		111	H	UT Martin	100 86				

Non-Div I Games:

Belmont

Loss, Non-Conf, S Site, H Home A Away N Neutral



## Bethune-Cookman

Through Games Of March 14, 2019

Average RPI Win:	297	WON-LOST	WINNING	LAST 10	STRENGTH OF	OPP. STRENGTH	TEAM	ADJ.	CONF.	ADJ CONF.
Average RPI Loss:	205	RECORD	PCT. RANK	GAMES	SCHEDULE	OF SCHEDULE	RPI	RPI	RPI	RPI
DIV. I ONLY	17- 10	103	1- 0	349	332	220	220	32	32	
DIV. I NON-CONF.	5- 5	162	0- 0	314	175	211	211	32	32	
TOTALS	RPI 1-25	RPI 26-50	W-L RECORDS	RPI 51-100	RPI 101-150	RPI 150+				
17- 10	0- 0	0- 0	OVERALL	0- 0	0- 3	17- 7				
8- 3	0- 0	0- 0	HOME	0- 0	0- 0	8- 3				
7- 7	0- 0	0- 0	AWAY	0- 0	0- 3	7- 4				
2- 0	0- 0	0- 0	NEUTRAL	0- 0	0- 0	2- 0				
5- 5	0- 0	0- 0	NON-CONFERENCE	0- 0	0- 3	5- 2				
3- 0	0- 0	0- 0	HOME	0- 0	0- 0	3- 0				
1- 5	0- 0	0- 0	AWAY	0- 0	0- 3	1- 2				
1- 0	0- 0	0- 0	NEUTRAL	0- 0	0- 0	1- 0				
12- 5	0- 0	0- 0	CONFERENCE	0- 0	0- 0	12- 5				
5- 3	0- 0	0- 0	HOME	0- 0	0- 0	5- 3				
6- 2	0- 0	0- 0	AWAY	0- 0	0- 0	6- 2				
1- 0	0- 0	0- 0	NEUTRAL	0- 0	0- 0	1- 0				

RPI 1-25			RPI 26-50			RPI 51-100			RPI 101+			Team's RPI: 220
RPI	S	Opponent	Score	RPI	S	Opponent	Score	RPI	S	Opponent	Score	
								104	A	Charlotte	69	73
								114	A	South Fla.	39	88
								143	A	Georgia St.	57	62
								184	H	Liberty	81	76
								195	H	N.C. A&T	48	72
								203	H	UMES	52	64
								211	A	Florida	53	64
								232	A	Howard	40	61
								232	H	Howard	76	63
								233	A	Jacksonville	58	56
								234	H	North Florida	76	60
								259	A	Norfolk St.	50	57
								259	H	Norfolk St.	65	58
								286	A	Ga. Southern	76	77
								292	N	Kennesaw St.	64	61
								299	A	South Carolina St.	69	64
								299	H	South Carolina St.	51	57
								311	A	Morgan St.	73	69
								314	A	Coppin St.	71	65
								314	N	Coppin St.	55	49
								323	H	FIU	68	57
								335	A	N.C. Central	67	50
								335	H	N.C. Central	72	54
								340	H	Delaware St.	67	55
								345	A	Savannah St.	68	47
								346	A	Florida A&M	52	50
LAST 12 Division I GAMES:												
								314	N	Coppin St.	55	49
								346	H	Florida A&M	70	60
								299	H	South Carolina St.	51	57
								346	A	Florida A&M	52	50
								345	A	Savannah St.	68	47
								299	A	South Carolina St.	69	64
								232	H	Howard	76	63
								259	H	Norfolk St.	65	58
								195	H	N.C. A&T	48	72
								335	H	N.C. Central	72	54
								314	A	Coppin St.	71	65
								311	A	Morgan St.	73	69

Non-Div I Games: Flagler 74 59 Edward Waters 73 46

Bethune-Cookman

■ Loss, 
 ■ Non-Conf, 
 ■ S Site, 
 ■ Home 
 ■ A Away 
 N Neutral



RPI	S	Opponent	Score
346	H	Florida A&M	70 60

B  
e  
t  
h  
u  
n  
e  
-  
C  
o  
o  
k  
m  
a  
n

B  
e  
t  
h  
u  
n  
e  
-  
C  
o  
o  
k  
m  
a  
n

Bethune-Cookman



Binghamton

Through Games Of March 14, 2019

Average RPI Win:	279	WON-LOST	WINNING	LAST 10	STRENGTH OF	OPP. STRENGTH	TEAM	ADJ.	CONF.	ADJ CONF.
Average RPI Loss:	164	RECORD	PCT. RANK	GAMES	SCHEDULE	OF SCHEDULE	RPI	RPI	RPI	RPI
DIV. I ONLY	10- 18	250	0- 1	209	261	252	252	23	23	
DIV. I NON-CONF.	3- 8	267	0- 0	105	237	248	248	25	25	
TOTALS	RPI 1-25	RPI 26-50	W-L RECORDS	RPI 51-100	RPI 101-150	RPI 150+				
10- 18	0- 2	0- 1	OVERALL	0- 2	1- 4	9- 9				
6- 7	0- 0	0- 0	HOME	0- 1	1- 2	5- 4				
4- 11	0- 2	0- 1	AWAY	0- 1	0- 2	4- 5				
0- 0	0- 0	0- 0	NEUTRAL	0- 0	0- 0	0- 0				
3- 8	0- 2	0- 1	NON-CONFERENCE	0- 0	0- 1	3- 4				
3- 2	0- 0	0- 0	HOME	0- 0	0- 1	3- 1				
0- 6	0- 2	0- 1	AWAY	0- 0	0- 0	0- 3				
0- 0	0- 0	0- 0	NEUTRAL	0- 0	0- 0	0- 0				
7- 10	0- 0	0- 0	CONFERENCE	0- 2	1- 3	6- 5				
3- 5	0- 0	0- 0	HOME	0- 1	1- 1	2- 3				
4- 5	0- 0	0- 0	AWAY	0- 1	0- 2	4- 2				
0- 0	0- 0	0- 0	NEUTRAL	0- 0	0- 0	0- 0				

RPI 1-25				RPI 26-50				RPI 51-100				RPI 101+ Team's RPI: 252			
RPI	S	Opponent	Score	RPI	S	Opponent	Score	RPI	S	Opponent	Score	RPI	S	Opponent	Score
1	A	Notre Dame	53 103	32	A	Ohio	49 86	60	A	Maine	66 95	102	A	Hartford	50 63
12	A	Marquette	40 93					60	H	Maine	60 67	102	H	Hartford	73 62
												126	H	Lehigh	55 65
												136	A	Stony Brook	53 68
												136	H	Stony Brook	56 65
												171	H	Rider	57 62
												197	H	Cornell	72 61
												210	A	Dartmouth	39 63
												235	A	Albany (NY)	56 61
												235	A	Albany (NY)	56 61
												235	H	Albany (NY)	62 71
												275	A	Niagara	72 79
												280	A	Vermont	59 50
												280	H	Vermont	57 58
												290	H	Army West Point	60 47
												303	A	UMBC	58 46
												303	H	UMBC	67 45
												318	A	New Hampshire	71 62
												318	H	New Hampshire	53 54
												320	A	Lafayette	50 59
												327	A	UMass Lowell	70 50
												327	H	UMass Lowell	58 53
												344	H	Fairleigh Dickinson	73 54
LAST 12 Division I GAMES:															
235	A	Albany (NY)	56 61	318	H	New Hampshire	53 54	136	A	Stony Brook	53 68	235	H	Albany (NY)	62 71
60	H	Maine	60 67	102	H	Hartford	73 62	60	A	Maine	66 95	102	H	Hartford	73 62
102	A	Hartford	50 63	280	A	Vermont	59 50	327	A	UMass Lowell	70 50	60	A	Maine	66 95
280	A	Vermont	59 50	327	H	UMass Lowell	58 53	327	A	UMass Lowell	70 50	327	H	UMass Lowell	58 53
327	H	UMass Lowell	58 53	303	A	UMBC	58 46	327	A	UMass Lowell	70 50	344	H	Fairleigh Dickinson	73 54
303	A	UMBC	58 46												

Non-Div I Games: Charleston (WV) 69 62 Caldwell 73 54

Binghamton

Loss, Non-Conf, S Site, H Home A Away N Neutral



Average RPI Win: <b>190</b>	WON-LOST	WINNING	LAST 10	STRENGTH OF	OPP. STRENGTH	TEAM	ADJ.	CONF.	ADJ CONF.
Average RPI Loss: <b>101</b>	RECORD	PCT. RANK	GAMES	SCHEDULE	OF SCHEDULE	RPI	RPI	RPI	RPI
DIV. I ONLY	26- 4	11	2- 0	197	98	38	38	15	15
DIV. I NON-CONF.	7- 2	58	0- 0	156	11	57	57	12	12
TOTALS	RPI 1-25	RPI 26-50	W-L RECORDS	RPI 51-100	RPI 101-150	RPI 150+			
26- 4	0- 1	0- 0	OVERALL	5- 1	5- 0	16- 2			
12- 1	0- 1	0- 0	HOME	2- 0	2- 0	8- 0			
8- 3	0- 0	0- 0	AWAY	0- 1	2- 0	6- 2			
6- 0	0- 0	0- 0	NEUTRAL	3- 0	1- 0	2- 0			
7- 2	0- 1	0- 0	NON-CONFERENCE	2- 0	2- 0	3- 1			
3- 1	0- 1	0- 0	HOME	0- 0	1- 0	2- 0			
1- 1	0- 0	0- 0	AWAY	0- 0	1- 0	0- 1			
3- 0	0- 0	0- 0	NEUTRAL	2- 0	0- 0	1- 0			
19- 2	0- 0	0- 0	CONFERENCE	3- 1	3- 0	13- 1			
9- 0	0- 0	0- 0	HOME	2- 0	1- 0	6- 0			
7- 2	0- 0	0- 0	AWAY	0- 1	1- 0	6- 1			
3- 0	0- 0	0- 0	NEUTRAL	1- 0	1- 0	1- 0			

RPI 1-25				RPI 26-50				Team's RPI: 38				RPI 51-100				RPI 101+			
RPI	S	Opponent	Score	RPI	S	Opponent	Score	RPI	S	Opponent	Score	RPI	S	Opponent	Score	RPI	S	Opponent	Score
3	H	Louisville	55 <b>74</b>									54	H	New Mexico	70 66	118	A	Fresno St.	72 60
												61	A	Wyoming	52 <b>64</b>	118	H	Fresno St.	83 76
												61	H	Wyoming	72 64	118	N	Fresno St.	89 77
												61	N	Wyoming	68 51	133	A	Washington	73 69
												84	N	Idaho	91 85	150	H	CSUN	74 63
												88	N	UNI	61 60	160	A	Washington St.	71 <b>95</b>
																180	A	Utah St.	68 <b>81</b>
																181	H	Eastern Wash.	67 55
																193	N	Saint Francis (PA)	78 64
																204	A	UNLV	64 57
																204	H	UNLV	53 38
																207	A	San Diego St.	69 66
																207	H	San Diego St.	91 67
																245	A	Nevada	75 74
																245	H	Nevada	80 65
																245	N	Nevada	72 67
																272	H	Southern Utah	88 53
																281	A	Colorado St.	72 63
																281	H	Colorado St.	70 57
																297	A	Air Force	80 60
																297	H	Air Force	79 48
																298	A	San Jose St.	83 69
																298	H	San Jose St.	99 68
LAST 12 Division I GAMES:																			
				118	N	Fresno St.	89 77					204	H	UNLV	53 38				
				61	N	Wyoming	68 51					281	A	Colorado St.	72 63				
				245	N	Nevada	72 67					180	A	Utah St.	68 <b>81</b>				
				133	A	Washington	73 69					207	H	San Diego St.	91 67				
				297	A	Air Force	80 60					118	H	Fresno St.	83 76				
				54	H	New Mexico	70 66					298	A	San Jose St.	83 69				

Non-Div I Games: Southern Ore. 91 46 Northwest Chrst. 93 26

Boise St.

■ Loss, 
 ■ Non-Conf, S Site, 
 ■ Home 
 ■ Away 
 N Neutral



Season College				Through Games Of March 11, 1913						
Average RPI Win:	201	WON-LOST	WINNING	LAST 10	STRENGTH OF	OPP. STRENGTH	TEAM	ADJ.	CONF.	ADJ CONF.
Average RPI Loss:	45	RECORD	PCT. RANK	GAMES	SCHEDULE	OF SCHEDULE	RPI	RPI	RPI	RPI
DIV. I ONLY	14- 16	192	0- 1	60	31	132	132	1	1	
DIV. I NON-CONF.	11- 2	32	0- 0	239	302	107	107	1	1	
TOTALS	RPI 1-25	RPI 26-50	W-L RECORDS	RPI 51-100	RPI 101-150	RPI 150+				
14- 16	0- 8	0- 2	OVERALL	1- 4	2- 2	11- 0				
8- 9	0- 4	0- 1	HOME	1- 2	0- 2	7- 0				
4- 6	0- 4	0- 1	AWAY	0- 1	2- 0	2- 0				
2- 1	0- 0	0- 0	NEUTRAL	0- 1	0- 0	2- 0				
11- 2	0- 0	0- 0	NON-CONFERENCE	0- 0	1- 2	10- 0				
7- 2	0- 0	0- 0	HOME	0- 0	0- 2	7- 0				
2- 0	0- 0	0- 0	AWAY	0- 0	1- 0	1- 0				
2- 0	0- 0	0- 0	NEUTRAL	0- 0	0- 0	2- 0				
3- 14	0- 8	0- 2	CONFERENCE	1- 4	1- 0	1- 0				
1- 7	0- 4	0- 1	HOME	1- 2	0- 0	0- 0				
2- 6	0- 4	0- 1	AWAY	0- 1	1- 0	1- 0				
0- 1	0- 0	0- 0	NEUTRAL	0- 1	0- 0	0- 0				

RPI 1-25				RPI 26-50				RPI 51-100				RPI 101+				Team's RPI: 132	
RPI	S	Opponent	Score	RPI	S	Opponent	Score	RPI	S	Opponent	Score	RPI	S	Opponent	Score		
1	A	Notre Dame	63 92	37	A	North Carolina	78 93	66	H	Georgia Tech	76 81	106	H	Minnesota	69 77		
1	H	Notre Dame	47 97	49	H	Clemson	58 91	73	H	Virginia Tech	86 95	109	A	Houston	64 57		
3	A	Louisville	51 87					77	H	Duke	92 90	120	H	Providence	57 61		
9	H	NC State	69 85					98	A	Virginia	77 79	127	A	Pittsburgh	59 55		
10	A	Syracuse	69 96					98	N	Virginia	61 77	151	A	Wake Forest	65 64		
10	H	Syracuse	59 76									171	N	Rider	112 61		
18	A	Miami (FL)	73 76									173	H	Holy Cross	89 63		
21	H	Florida St.	71 91									174	H	Boston U.	78 51		
												205	H	Campbell	76 56		
												210	H	Dartmouth	99 68		
												250	H	Columbia	74 60		
												258	A	Rhode Island	88 64		
												268	N	Loyola Maryland	73 47		
												294	H	Bryant	83 46		
												347	H	Saint Peter's	89 57		
LAST 12 Division I GAMES:																	
				98	N	Virginia	61 77	1	H	Notre Dame	47 97						
				171	N	Rider	112 61	10	A	Syracuse	69 96						
				10	H	Syracuse	59 76	98	A	Virginia	77 79						
				3	A	Louisville	51 87	73	H	Virginia Tech	86 95						
				37	A	North Carolina	78 93	77	H	Duke	92 90						
				49	H	Clemson	58 91	18	A	Miami (FL)	73 76						

Non-Div I Games:

Boston College

■ Loss, ■ Non-Conf, S Site, H Home A Away N Neutral



Average RPI Win: <b>238</b>	WON-LOST	WINNING	LAST 10	STRENGTH OF	OPP. STRENGTH	TEAM	ADJ.	CONF.	ADJ CONF.
Average RPI Loss: <b>148</b>	RECORD	PCT. RANK	GAMES	SCHEDULE	OF SCHEDULE	RPI	RPI	RPI	RPI
DIV. I ONLY	15- 14	158	0- 1	199	232	174	174	18	18
DIV. I NON-CONF.	4- 6	212	0- 0	228	212	235	235	21	21
TOTALS	RPI 1-25	RPI 26-50	W-L RECORDS	RPI 51-100	RPI 101-150	RPI 150+			
15- 14	0- 0	1- 1	OVERALL	0- 4	3- 2	11- 7			
8- 6	0- 0	0- 1	HOME	0- 1	2- 0	6- 4			
7- 8	0- 0	1- 0	AWAY	0- 3	1- 2	5- 3			
0- 0	0- 0	0- 0	NEUTRAL	0- 0	0- 0	0- 0			
4- 6	0- 0	0- 0	NON-CONFERENCE	0- 2	1- 2	3- 2			
4- 0	0- 0	0- 0	HOME	0- 0	1- 0	3- 0			
0- 6	0- 0	0- 0	AWAY	0- 2	0- 2	0- 2			
0- 0	0- 0	0- 0	NEUTRAL	0- 0	0- 0	0- 0			
11- 8	0- 0	1- 1	CONFERENCE	0- 2	2- 0	8- 5			
4- 6	0- 0	0- 1	HOME	0- 1	1- 0	3- 4			
7- 2	0- 0	1- 0	AWAY	0- 1	1- 0	5- 1			
0- 0	0- 0	0- 0	NEUTRAL	0- 0	0- 0	0- 0			

RPI S	Opponent	Score	RPI S	Opponent	Score	RPI S	Opponent	Score	RPI S	Opponent	Score	Team's RPI: 174
42	A Bucknell	70 62	42	H Bucknell	58 62	72	A American	48 50	116	A Marist	57 68	
						72	H American	51 64	126	A Lehigh	52 48	
						86	A Harvard	47 67	126	H Lehigh	58 45	
						94	A Northeastern	51 81	132	A Boston College	51 78	
									137	H Delaware	72 61	
									173	A Holy Cross	69 75	
									173	H Holy Cross	61 64	
									173	H Holy Cross	70 72	
									206	A Massachusetts	55 66	
									210	A Dartmouth	44 64	
									248	A Colgate	61 53	
									248	H Colgate	72 81	
									255	A Navy	49 35	
									255	H Navy	66 55	
									268	A Loyola Maryland	64 62	
									268	H Loyola Maryland	55 59	
									282	H Brown	72 51	
									290	A Army West Point	67 42	
									290	H Army West Point	63 51	
									294	H Bryant	67 65	
									318	H New Hampshire	60 39	
									320	A Lafayette	47 44	
									320	H Lafayette	50 49	
LAST 12 Division I GAMES:												
173	H Holy Cross	70 72	173	H Holy Cross	61 64							
268	H Loyola Maryland	55 59	248	A Colgate	61 53							
290	A Army West Point	67 42	126	A Lehigh	52 48							
320	H Lafayette	50 49	42	H Bucknell	58 62							
255	H Navy	66 55	320	A Lafayette	47 44							
72	A American	48 50	255	A Navy	49 35							

Non-Div I Games:

Boston U.

■ Loss, 
 ■ Non-Conf, 
 ■ S Site, 
 ■ Home 
 ■ A Away 
 N Neutral



## Bowling Green

Through Games Of March 14, 2019

Average RPI Win:	212	WON-LOST	WINNING	LAST 10	STRENGTH OF	OPP. STRENGTH	TEAM	ADJ.	CONF.	ADJ CONF.
Average RPI Loss:	112	RECORD	PCT. RANK	GAMES	SCHEDULE	OF SCHEDULE	RPI	RPI	RPI	RPI
DIV. I ONLY	8- 21	285	0- 1	63	127	214	214	8	8	
DIV. I NON-CONF.	6- 4	125	0- 0	224	335	155	155	9	9	
TOTALS	RPI 1-25	RPI 26-50	W-L RECORDS	RPI 51-100	RPI 101-150	RPI 150+				
8- 21	0- 0	1- 7	OVERALL	1- 4	0- 3	6- 7				
6- 7	0- 0	1- 3	HOME	1- 1	0- 1	4- 2				
2- 13	0- 0	0- 4	AWAY	0- 3	0- 1	2- 5				
0- 1	0- 0	0- 0	NEUTRAL	0- 0	0- 1	0- 0				
6- 4	0- 0	0- 1	NON-CONFERENCE	0- 0	0- 1	6- 2				
4- 0	0- 0	0- 0	HOME	0- 0	0- 0	4- 0				
2- 3	0- 0	0- 1	AWAY	0- 0	0- 0	2- 2				
0- 1	0- 0	0- 0	NEUTRAL	0- 0	0- 1	0- 0				
2- 17	0- 0	1- 6	CONFERENCE	1- 4	0- 2	0- 5				
2- 7	0- 0	1- 3	HOME	1- 1	0- 1	0- 2				
0- 10	0- 0	0- 3	AWAY	0- 3	0- 1	0- 3				
0- 0	0- 0	0- 0	NEUTRAL	0- 0	0- 0	0- 0				

RPI S	Opponent	Score	RPI S	Opponent	Score	RPI S	Opponent	Score	RPI S	Opponent	Score	Team's RPI: 214
			27	H Central Mich.	54 92	80	A Toledo	56 76	125	A Northern Ill.	47 88	
			32	A Ohio	68 76	80	H Toledo	65 79	125	H Northern Ill.	52 66	
			32	H Ohio	79 82	82	A Kent St.	62 86	131	N Mercer	63 76	
			36	A Buffalo	61 75	82	A Kent St.	73 77	162	A Akron	71 74	
			36	H Buffalo	78 72	82	H Kent St.	62 49	162	H Akron	73 83	
			43	A Michigan St.	69 99				176	A Coastal Caro.	80 81	
			44	A Miami (OH)	62 75				179	H Robert Morris	61 60	
			44	H Miami (OH)	75 82				194	A Eastern Mich.	74 81	
									215	A Xavier	49 65	
									217	A Ball St.	70 77	
									219	H Marshall	99 76	
									253	H Loyola Chicago	88 74	
									269	H Western Mich.	82 84	
									287	A Canisius	74 53	
									307	A Valparaiso	79 72	
									336	H Detroit Mercy	79 73	
LAST 12 Division I GAMES:												
			82	A Kent St.	62 86	82	A Kent St.	73 77				
			32	A Ohio	68 76	36	H Buffalo	78 72				
			36	A Buffalo	61 75	44	H Miami (OH)	75 82				
			82	H Kent St.	62 49	125	A Northern Ill.	47 88				
			162	H Akron	73 83	80	A Toledo	56 76				
			44	A Miami (OH)	62 75	27	H Central Mich.	54 92				

Non-Div I Games: Davis &amp; Elkins 63 28

Bowling Green

■ Loss, 
 ■ Non-Conf, 
 ■ S Site, 
 ■ Home 
 ■ A Away 
 N Neutral



## Bradley

Through Games Of March 14, 2019

Average RPI Win:	257	WON-LOST	WINNING	LAST 10	STRENGTH OF	OPP. STRENGTH	TEAM	ADJ.	CONF.	ADJ CONF.
Average RPI Loss:	99	RECORD	PCT. RANK	GAMES	SCHEDULE	OF SCHEDULE	RPI	RPI	RPI	RPI
DIV. I ONLY	19- 9	73	1- 0	308	175	149	149	13	13	
DIV. I NON-CONF.	9- 1	29	1- 0	349	234	158	158	15	15	
TOTALS	RPI 1-25	RPI 26-50	W-L RECORDS	RPI 51-100	RPI 101-150	RPI 150+				
19- 9	0- 2	0- 0	OVERALL	0- 5	4- 1	15- 1				
11- 3	0- 1	0- 0	HOME	0- 2	2- 0	9- 0				
7- 6	0- 1	0- 0	AWAY	0- 3	1- 1	6- 1				
1- 0	0- 0	0- 0	NEUTRAL	0- 0	1- 0	0- 0				
9- 1	0- 0	0- 0	NON-CONFERENCE	0- 1	1- 0	8- 0				
5- 0	0- 0	0- 0	HOME	0- 0	0- 0	5- 0				
3- 1	0- 0	0- 0	AWAY	0- 1	0- 0	3- 0				
1- 0	0- 0	0- 0	NEUTRAL	0- 0	1- 0	0- 0				
10- 8	0- 2	0- 0	CONFERENCE	0- 4	3- 1	7- 1				
6- 3	0- 1	0- 0	HOME	0- 2	2- 0	4- 0				
4- 5	0- 1	0- 0	AWAY	0- 2	1- 1	3- 1				
0- 0	0- 0	0- 0	NEUTRAL	0- 0	0- 0	0- 0				

RPI 1-25				RPI 26-50				RPI 51-100				RPI 101+ Team's RPI: 149			
RPI	S	Opponent	Score	RPI	S	Opponent	Score	RPI	S	Opponent	Score	RPI	S	Opponent	Score
16	A	Drake	63 95					69	A	Missouri St.	60 82	137	N	Delaware	59 47
16	H	Drake	63 92					69	H	Missouri St.	56 68	139	A	Illinois St.	79 68
								87	A	Purdue	61 74	139	H	Illinois St.	75 65
								88	A	UNI	57 61	148	A	Southern Ill.	55 62
								88	H	UNI	78 81	148	H	Southern Ill.	58 53
												241	H	Western Ill.	82 68
												243	H	Southeast Mo. St.	85 79
												245	A	Indiana St.	61 45
												245	H	Indiana St.	81 80
												253	A	Loyola Chicago	69 56
												253	H	Loyola Chicago	71 59
												283	A	Cleveland St.	67 65
												295	H	Eastern Ill.	67 64
												305	A	Fla. Atlantic	80 59
												307	A	Valparaiso	73 76
												307	H	Valparaiso	87 76
												310	H	Oakland	73 64
												326	A	Omaha	80 60
												331	A	Evansville	75 68
												331	H	Evansville	81 63
												348	H	Chicago St.	89 59
LAST 12 Division I GAMES:															
305	A	Fla. Atlantic	80 59	69	A	Missouri St.	60 82								
16	A	Drake	63 95	148	A	Southern Ill.	55 62								
88	A	UNI	57 61	331	H	Evansville	81 63								
253	H	Loyola Chicago	71 59	245	H	Indiana St.	81 80								
307	H	Valparaiso	87 76	253	A	Loyola Chicago	69 56								
139	H	Illinois St.	75 65	307	A	Valparaiso	73 76								

Non-Div I Games: Rockhurst 83 40

Bradley

■ Loss, 
 ■ Non-Conf, S Site, 
 ■ Home 
 ■ Away 
 N Neutral



Average RPI Win:	269	WON-LOST	WINNING	LAST 10	STRENGTH OF	OPP. STRENGTH	TEAM	ADJ.	CONF.	ADJ CONF.
Average RPI Loss:	144	RECORD	PCT. RANK	GAMES	SCHEDULE	OF SCHEDULE	RPI	RPI	RPI	RPI
DIV. I ONLY	7- 21	301	0- 1	184	202	282	282	11	11	
DIV. I NON-CONF.	6- 8	199	0- 1	257	305	227	227	11	11	
TOTALS	RPI 1-25	RPI 26-50	W-L RECORDS	RPI 51-100	RPI 101-150	RPI 150+				
7- 21	0- 0	0- 2	OVERALL	0- 7	1- 2	6- 10				
4- 8	0- 0	0- 1	HOME	0- 3	1- 0	3- 4				
2- 13	0- 0	0- 1	AWAY	0- 4	0- 2	2- 6				
1- 0	0- 0	0- 0	NEUTRAL	0- 0	0- 0	1- 0				
6- 8	0- 0	0- 2	NON-CONFERENCE	0- 1	0- 1	6- 4				
3- 2	0- 0	0- 1	HOME	0- 0	0- 0	3- 1				
2- 6	0- 0	0- 1	AWAY	0- 1	0- 1	2- 3				
1- 0	0- 0	0- 0	NEUTRAL	0- 0	0- 0	1- 0				
1- 13	0- 0	0- 0	CONFERENCE	0- 6	1- 1	0- 6				
1- 6	0- 0	0- 0	HOME	0- 3	1- 0	0- 3				
0- 7	0- 0	0- 0	AWAY	0- 3	0- 1	0- 3				
0- 0	0- 0	0- 0	NEUTRAL	0- 0	0- 0	0- 0				

RPI S	Opponent	Score	RPI S	Opponent	Score	RPI S	Opponent	Score	RPI S	Opponent	Score	Team's RPI: 282
28	A Rutgers	52 73	42	H Bucknell	78 91	51	A Princeton	74 93	125	A Northern Ill.	102 109	
						51	H Princeton	68 88	135	A Yale	72 84	
						58	A Penn	43 83	135	H Yale	86 71	
						58	H Penn	53 75	173	A Holy Cross	89 85	
						60	A Maine	96 102	174	A Boston U.	51 72	
						86	A Harvard	55 98	197	A Cornell	48 66	
						86	H Harvard	83 100	197	H Cornell	53 65	
									206	H Massachusetts	61 90	
									210	A Dartmouth	43 78	
									210	H Dartmouth	61 81	
									250	A Columbia	62 93	
									250	H Columbia	81 83	
									258	A Rhode Island	67 72	
									284	H Fairfield	68 49	
									294	A Bryant	57 75	
									294	N Bryant	84 68	
									318	H New Hampshire	76 70	
									328	H Central Conn. St.	68 63	
									348	A Chicago St.	90 65	
LAST 12 Division I GAMES:												
258	A Rhode Island	67 72	86	A Harvard	55 98	250	H Columbia	81 83				
58	H Penn	53 75	197	H Cornell	53 65	51	A Princeton	74 93				
51	H Princeton	68 88	58	A Penn	43 83	86	H Harvard	83 100				
197	A Cornell	48 66										
250	A Columbia	62 93										
210	A Dartmouth	43 78										

Non-Div I Games: Johnson &amp; Wales (RI78 46 Adelphi 75 62

Brown

Loss, Non-Conf, S Site, H Home A Away N Neutral



Average RPI Win:	<b>296</b>	WON-LOST	WINNING	LAST 10	STRENGTH OF	OPP. STRENGTH	TEAM	ADJ.	CONF.	ADJ CONF.
Average RPI Loss:	<b>196</b>	RECORD	PCT. RANK	GAMES	SCHEDULE	OF SCHEDULE	RPI	RPI	RPI	RPI
DIV. I ONLY	<b>11- 19</b>	<b>242</b>	<b>0- 1</b>	<b>314</b>	<b>317</b>	<b>294</b>	<b>294</b>	<b>31</b>	<b>31</b>	
DIV. I NON-CONF.	<b>2- 9</b>	<b>297</b>	<b>0- 0</b>	<b>254</b>	<b>220</b>	<b>308</b>	<b>308</b>	<b>31</b>	<b>31</b>	
TOTALS	RPI 1-25	RPI 26-50	W-L RECORDS	RPI 51-100	RPI 101-150	RPI 150+				
11- 19	0- 0	0- 0	OVERALL	0- 2	0- 3	11- 14				
7- 5	0- 0	0- 0	HOME	0- 1	0- 0	7- 4				
4- 12	0- 0	0- 0	AWAY	0- 1	0- 2	4- 9				
0- 2	0- 0	0- 0	NEUTRAL	0- 0	0- 1	0- 1				
2- 9	0- 0	0- 0	NON-CONFERENCE	0- 2	0- 3	2- 4				
1- 2	0- 0	0- 0	HOME	0- 1	0- 0	1- 1				
1- 5	0- 0	0- 0	AWAY	0- 1	0- 2	1- 2				
0- 2	0- 0	0- 0	NEUTRAL	0- 0	0- 1	0- 1				
9- 10	0- 0	0- 0	CONFERENCE	0- 0	0- 0	9- 10				
6- 3	0- 0	0- 0	HOME	0- 0	0- 0	6- 3				
3- 7	0- 0	0- 0	AWAY	0- 0	0- 0	3- 7				
0- 0	0- 0	0- 0	NEUTRAL	0- 0	0- 0	0- 0				

RPI S	Opponent	Score	RPI S	Opponent	Score	RPI S	Opponent	Score	RPI S	Opponent	Score	Team's RPI: 294
						60	H Maine	57 <b>74</b>	102	A Hartford	57 <b>67</b>	
						78	A West Virginia	48 <b>94</b>	120	N Providence	64 <b>72</b>	
									132	A Boston College	46 <b>83</b>	
									173	H Holy Cross	62 <b>81</b>	
									174	A Boston U.	65 <b>67</b>	
									179	A Robert Morris	56 <b>59</b>	
									179	H Robert Morris	57 <b>60</b>	
									192	A Sacred Heart	48 <b>49</b>	
									192	H Sacred Heart	57 <b>67</b>	
									193	A Saint Francis (PA)	66 <b>78</b>	
									193	A Saint Francis (PA)	78 <b>91</b>	
									193	H Saint Francis (PA)	66 63	
									222	A Mt. St. Mary's	73 68	
									222	H Mt. St. Mary's	77 59	
									247	A St. Francis Brooklyn	77 <b>101</b>	
									247	H St. Francis Brooklyn	55 <b>60</b>	
									282	H Brown	75 57	
									282	N Brown	68 <b>84</b>	
									318	A New Hampshire	74 <b>79</b>	
									319	A Wagner	84 69	
									319	H Wagner	76 73	
									327	A UMass Lowell	58 57	
									328	A Central Conn. St.	65 <b>66</b>	
									328	H Central Conn. St.	72 60	
									344	A Fairleigh Dickinson	53 <b>63</b>	
									344	H Fairleigh Dickinson	68 48	
LAST 12 Division I GAMES:												
193	A	Saint Francis (PA)	78	<b>91</b>	222	H	Mt. St. Mary's	77	59			
120	N	Providence	64	<b>72</b>	344	H	Fairleigh Dickinson	68	48			
319	H	Wagner	76	73	192	H	Sacred Heart	57	<b>67</b>			
351	A	LIU Brooklyn	69	54	193	A	Saint Francis (PA)	66	<b>78</b>			
247	A	St. Francis Brooklyn	77	<b>101</b>	179	A	Robert Morris	56	<b>59</b>			
319	A	Wagner	84	69	328	A	Central Conn. St.	65	<b>66</b>			

Non-Div I Games:

Bryant

■ Loss, 
 ■ Non-Conf, 
 ■ S Site, 
 ■ Home 
 ■ A Away 
 N Neutral



B  
r  
y  
a  
n  
t

RPI S Opponent Score

Through Games Of March 14, 2019

RPI	S	Opponent	Score	
351	A	LIU Brooklyn	69	54
351	H	LIU Brooklyn	69	62

B  
r  
y  
a  
n  
t

Bryant



## Bucknell

Through Games Of March 14, 2019

Average RPI Win: <b>217</b>	WON-LOST	WINNING	LAST 10	STRENGTH OF	OPP. STRENGTH	TEAM	ADJ.	CONF.	ADJ CONF.
Average RPI Loss: <b>86</b>	RECORD	PCT. RANK	GAMES	SCHEDULE	OF SCHEDULE	RPI	RPI	RPI	RPI
DIV. I ONLY	27- 5	14	2- 0	159	203	42	42	18	18
DIV. I NON-CONF.	9- 3	62	0- 0	104	138	34	34	21	21
TOTALS	RPI 1-25	RPI 26-50	W-L RECORDS	RPI 51-100	RPI 101-150	RPI 150+			
27- 5	0- 2	1- 0	OVERALL	2- 1	3- 0	21- 2			
14- 1	0- 0	1- 0	HOME	1- 0	2- 0	10- 1			
11- 4	0- 2	0- 0	AWAY	1- 1	1- 0	9- 1			
2- 0	0- 0	0- 0	NEUTRAL	0- 0	0- 0	2- 0			
9- 3	0- 2	1- 0	NON-CONFERENCE	0- 1	1- 0	7- 0			
4- 0	0- 0	1- 0	HOME	0- 0	1- 0	2- 0			
3- 3	0- 2	0- 0	AWAY	0- 1	0- 0	3- 0			
2- 0	0- 0	0- 0	NEUTRAL	0- 0	0- 0	2- 0			
18- 2	0- 0	0- 0	CONFERENCE	2- 0	2- 0	14- 2			
10- 1	0- 0	0- 0	HOME	1- 0	1- 0	8- 1			
8- 1	0- 0	0- 0	AWAY	1- 0	1- 0	6- 1			
0- 0	0- 0	0- 0	NEUTRAL	0- 0	0- 0	0- 0			

RPI 1-25				RPI 26-50				Team's RPI: 42				RPI 51-100				RPI 101+			
RPI	S	Opponent	Score	RPI	S	Opponent	Score	RPI	S	Opponent	Score	RPI	S	Opponent	Score	RPI	S	Opponent	Score
10	A	Syracuse	56 70	39	H	Quinnipiac	75 58	63	A	Drexel	42 64	121	H	Youngstown St.	73 68				
11	A	Iowa St.	61 86					72	A	American	65 64	126	A	Lehigh	73 68				
								72	H	American	71 56	126	H	Lehigh	71 53				
												171	H	Rider	80 59				
												173	A	Holy Cross	60 61				
												173	H	Holy Cross	75 71				
												173	H	Holy Cross	66 31				
												174	A	Boston U.	62 58				
												174	H	Boston U.	62 70				
												206	N	Massachusetts	77 58				
												215	A	Monmouth	70 32				
												248	A	Colgate	90 62				
												248	H	Colgate	76 58				
												255	A	Navy	77 43				
												255	H	Navy	90 48				
												261	A	St. Bonaventure	77 46				
												268	A	Loyola Maryland	75 57				
												268	H	Loyola Maryland	88 63				
												268	H	Loyola Maryland	87 55				
												282	A	Brown	91 78				
												284	N	Fairfield	77 54				
												290	A	Army West Point	66 52				
												290	H	Army West Point	84 66				
												320	A	Lafayette	56 47				
												320	H	Lafayette	75 43				
												324	H	Iona	81 43				
LAST 12 Division I GAMES:																			
268	H	Loyola Maryland	88 63	268	H	Loyola Maryland	87 55												
173	H	Holy Cross	66 31	248	H	Colgate	76 58												
290	H	Army West Point	84 66	126	A	Lehigh	73 68												
72	A	American	65 64	320	H	Lafayette	75 43												
255	H	Navy	90 48	174	A	Boston U.	62 58												
173	A	Holy Cross	60 61	255	A	Navy	77 43												

Non-Div I Games:

Bucknell

■ Loss, 
 ■ Non-Conf, S Site, 
 ■ Home 
 ■ Away 
 N Neutral



## Buffalo

Through Games Of March 14, 2019

Average RPI Win:	163	WON-LOST	WINNING	LAST 10	STRENGTH OF	OPP. STRENGTH	TEAM	ADJ.	CONF.	ADJ CONF.
Average RPI Loss:	75	RECORD	PCT. RANK	GAMES	SCHEDULE	OF SCHEDULE	RPI	RPI	RPI	RPI
DIV. I ONLY	21- 9	60	1- 0	53	86	36	36	8	8	
DIV. I NON-CONF.	8- 3	72	0- 0	91	109	40	40	9	9	
TOTALS	RPI 1-25	RPI 26-50	W-L RECORDS	RPI 51-100	RPI 101-150	RPI 150+				
21- 9	0- 2	4- 3	OVERALL	4- 1	1- 1	12- 2				
9- 3	0- 1	1- 2	HOME	2- 0	1- 0	5- 0				
9- 6	0- 1	2- 1	AWAY	0- 1	0- 1	7- 2				
3- 0	0- 0	1- 0	NEUTRAL	2- 0	0- 0	0- 0				
8- 3	0- 2	1- 0	NON-CONFERENCE	1- 0	0- 1	6- 0				
2- 1	0- 1	0- 0	HOME	0- 0	0- 0	2- 0				
4- 2	0- 1	0- 0	AWAY	0- 0	0- 1	4- 0				
2- 0	0- 0	1- 0	NEUTRAL	1- 0	0- 0	0- 0				
13- 6	0- 0	3- 3	CONFERENCE	3- 1	1- 0	6- 2				
7- 2	0- 0	1- 2	HOME	2- 0	1- 0	3- 0				
5- 4	0- 0	2- 1	AWAY	0- 1	0- 0	3- 2				
1- 0	0- 0	0- 0	NEUTRAL	1- 0	0- 0	0- 0				

RPI 1-25				RPI 26-50				Team's RPI: 36	RPI 51-100				RPI 101+			
RPI	S	Opponent	Score	RPI	S	Opponent	Score		RPI	S	Opponent	Score	RPI	S	Opponent	Score
4	H	Stanford	55 62	26	N	South Dakota St.	61 55		68	N	Georgetown	73 64	119	A	Dayton	59 72
5	A	Oregon	82 102	27	A	Central Mich.	65 76		80	H	Toledo	73 63	125	H	Northern Ill.	93 64
				27	H	Central Mich.	95 100		82	A	Kent St.	53 62	162	A	Akron	59 70
				32	A	Ohio	73 43		82	H	Kent St.	75 66	162	H	Akron	91 72
				32	H	Ohio	71 74		82	N	Kent St.	85 52	194	A	Eastern Mich.	91 84
				44	A	Miami (OH)	66 59						203	A	UMES	69 63
				44	H	Miami (OH)	86 61						210	A	Dartmouth	75 69
													214	A	Bowling Green	72 78
													214	H	Bowling Green	75 61
													217	A	Ball St.	97 58
													217	H	Ball St.	77 65
													261	H	St. Bonaventure	90 43
													269	A	Western Mich.	61 59
													275	H	Niagara	88 61
													287	A	Canisius	84 66
													328	A	Central Conn. St.	82 69
LAST 12 Division I GAMES:																
				82	N	Kent St.	85 52		27	H	Central Mich.	95 100				
				82	A	Kent St.	53 62		214	A	Bowling Green	72 78				
				214	H	Bowling Green	75 61		82	H	Kent St.	75 66				
				44	H	Miami (OH)	86 61		80	H	Toledo	73 63				
				32	A	Ohio	73 43		27	A	Central Mich.	65 76				
				162	A	Akron	59 70		217	A	Ball St.	97 58				

Non-Div I Games:

Buffalo

■ Loss, 
 ■ Non-Conf, S Site, 
 ■ Home 
 ■ Away 
 N Neutral



Average RPI Win: <b>160</b>	WON-LOST	WINNING	LAST 10	STRENGTH OF	OPP. STRENGTH	TEAM	ADJ.	CONF.	ADJ CONF.
Average RPI Loss: <b>71</b>	RECORD	PCT. RANK	GAMES	SCHEDULE	OF SCHEDULE	RPI	RPI	RPI	RPI
DIV. I ONLY	21- 9	60	0- 1	125	65	75	75	6	6
DIV. I NON-CONF.	10- 1	17	0- 0	291	173	70	70	4	4
TOTALS	RPI 1-25	RPI 26-50	W-L RECORDS	RPI 51-100	RPI 101-150	RPI 150+			
21- 9	1- 3	0- 1	OVERALL	5- 2	5- 3	10- 0			
12- 4	0- 2	0- 0	HOME	2- 1	3- 1	7- 0			
7- 4	1- 1	0- 1	AWAY	3- 0	1- 2	2- 0			
2- 1	0- 0	0- 0	NEUTRAL	0- 1	1- 0	1- 0			
10- 1	0- 0	0- 1	NON-CONFERENCE	0- 0	2- 0	8- 0			
7- 0	0- 0	0- 0	HOME	0- 0	1- 0	6- 0			
1- 1	0- 0	0- 1	AWAY	0- 0	0- 0	1- 0			
2- 0	0- 0	0- 0	NEUTRAL	0- 0	1- 0	1- 0			
11- 8	1- 3	0- 0	CONFERENCE	5- 2	3- 3	2- 0			
5- 4	0- 2	0- 0	HOME	2- 1	2- 1	1- 0			
6- 3	1- 1	0- 0	AWAY	3- 0	1- 2	1- 0			
0- 1	0- 0	0- 0	NEUTRAL	0- 1	0- 0	0- 0			

RPI	S	Opponent	Score	RPI	S	Opponent	Score	RPI	S	Opponent	Score	RPI	S	Opponent	Score
12	A	Marquette	61 57	47	A	Indiana	46 66	55	A	Villanova	63 55	101	N	Ohio St.	66 53
12	H	Marquette	58 87					55	H	Villanova	62 60	116	A	St. John's (NY)	73 68
20	A	DePaul	62 76					68	A	Georgetown	59 50	116	H	St. John's (NY)	66 45
20	H	DePaul	78 86					68	H	Georgetown	42 72	120	A	Providence	68 74
								93	A	Creighton	75 43	120	H	Providence	63 66
								93	H	Creighton	66 46	139	H	Illinois St.	58 56
								93	N	Creighton	51 60	141	A	Seton Hall	62 83
												141	H	Seton Hall	62 59
												162	A	Akron	63 47
												194	N	Eastern Mich.	73 63
												215	A	Xavier	63 41
												215	H	Xavier	63 38
												217	H	Ball St.	64 47
												241	H	Western Ill.	92 51
												245	H	Indiana St.	72 49
												262	H	Murray St.	86 65
												295	H	Eastern Ill.	72 37
												327	H	UMass Lowell	89 36
LAST 12 Division I GAMES:															
93	N	Creighton	51 60	93	H	Creighton	66 46								
55	H	Villanova	62 60	215	H	Xavier	63 38								
68	H	Georgetown	42 72	141	A	Seton Hall	62 83								
20	A	DePaul	62 76	116	A	St. John's (NY)	73 68								
12	A	Marquette	61 57	12	H	Marquette	58 87								
120	H	Providence	63 66	20	H	DePaul	78 86								

Non-Div I Games:

Butler

■ Loss, 
■ Non-Conf, S Site, 
■ Home 
■ Away 
N Neutral



CSU Bakersfield

Through Games Of March 14, 2019

Average RPI Win:	282	WON-LOST	WINNING	LAST 10	STRENGTH OF	OPP. STRENGTH	TEAM	ADJ.	CONF.	ADJ CONF.
Average RPI Loss:	216	RECORD	PCT. RANK	GAMES	SCHEDULE	OF SCHEDULE	RPI	RPI	RPI	RPI
DIV. I ONLY	12- 16	216	1- 0	326	325	266	266	30	30	
DIV. I NON-CONF.	2- 9	297	0- 0	263	253	298	298	30	30	
TOTALS	RPI 1-25	RPI 26-50	W-L RECORDS	RPI 51-100	RPI 101-150	RPI 150+				
12- 16	0- 1	0- 0	OVERALL	1- 0	0- 2	11- 13				
6- 4	0- 0	0- 0	HOME	1- 0	0- 1	5- 3				
5- 12	0- 1	0- 0	AWAY	0- 0	0- 1	5- 10				
1- 0	0- 0	0- 0	NEUTRAL	0- 0	0- 0	1- 0				
2- 9	0- 1	0- 0	NON-CONFERENCE	1- 0	0- 0	1- 8				
1- 1	0- 0	0- 0	HOME	1- 0	0- 0	0- 1				
1- 8	0- 1	0- 0	AWAY	0- 0	0- 0	1- 7				
0- 0	0- 0	0- 0	NEUTRAL	0- 0	0- 0	0- 0				
10- 7	0- 0	0- 0	CONFERENCE	0- 0	0- 2	10- 5				
5- 3	0- 0	0- 0	HOME	0- 0	0- 1	5- 2				
4- 4	0- 0	0- 0	AWAY	0- 0	0- 1	4- 3				
1- 0	0- 0	0- 0	NEUTRAL	0- 0	0- 0	1- 0				

RPI 1-25				RPI 26-50				RPI 51-100				RPI 101+ Team's RPI: 266			
RPI	S	Opponent	Score	RPI	S	Opponent	Score	RPI	S	Opponent	Score	RPI	S	Opponent	Score
24	A	Oregon St.	52 92					56	H	Wright St.	76 74	138	A	New Mexico St.	48 61
												138	H	New Mexico St.	59 61
												152	H	UC Riverside	67 79
												170	A	UC Irvine	78 85
												175	A	North Texas	59 71
												212	A	California Baptist	43 67
												212	H	California Baptist	45 68
												227	A	UTRGV	56 64
												227	H	UTRGV	68 63
												229	A	UMKC	67 57
												229	H	UMKC	85 71
												230	A	SMU	43 49
												256	A	UTEP	47 53
												263	A	Cal St. Fullerton	56 64
												288	A	UC Santa Barbara	56 48
												293	A	Utah Valley	70 78
												293	H	Utah Valley	92 73
												298	A	San Jose St.	72 82
												326	A	Omaha	46 53
												337	A	Seattle U	70 60
												337	H	Seattle U	58 68
												342	A	Grand Canyon	59 46
												342	H	Grand Canyon	51 37
												342	N	Grand Canyon	73 59
												348	A	Chicago St.	67 56
												348	H	Chicago St.	80 47
LAST 12 Division I GAMES:															
				342	N	Grand Canyon	73 59	348	H	Chicago St.	80 47				
				293	H	Utah Valley	92 73	227	A	UTRGV	56 64				
				337	H	Seattle U	58 68	138	A	New Mexico St.	48 61				
				342	H	Grand Canyon	51 37	342	A	Grand Canyon	59 46				
				212	A	California Baptist	43 67	212	H	California Baptist	45 68				
				229	H	UMKC	85 71	348	A	Chicago St.	67 56				

Non-Div I Games: Whittier 74 46 Westcliff 91 37

CSU Bakersfield

Loss, Non-Conf, S Site, H Home A Away N Neutral



Average RPI Win:	243	WON-LOST	WINNING	LAST 10	STRENGTH OF	OPP. STRENGTH	TEAM	ADJ.	CONF.	ADJ CONF.
Average RPI Loss:	104	RECORD	PCT. RANK	GAMES	SCHEDULE	OF SCHEDULE	RPI	RPI	RPI	RPI
DIV. I ONLY	16- 15	164	0- 1	141	171	150	150	20	20	
DIV. I NON-CONF.	6- 8	199	0- 0	88	34	139	139	20	20	
TOTALS	RPI 1-25	RPI 26-50	W-L RECORDS	RPI 51-100	RPI 101-150	RPI 150+				
16- 15	0- 2	0- 2	OVERALL	0- 5	0- 1	16- 5				
10- 4	0- 0	0- 0	HOME	0- 2	0- 1	10- 1				
6- 10	0- 2	0- 2	AWAY	0- 3	0- 0	6- 3				
0- 1	0- 0	0- 0	NEUTRAL	0- 0	0- 0	0- 1				
6- 8	0- 2	0- 2	NON-CONFERENCE	0- 3	0- 1	6- 0				
4- 2	0- 0	0- 0	HOME	0- 1	0- 1	4- 0				
2- 6	0- 2	0- 2	AWAY	0- 2	0- 0	2- 0				
0- 0	0- 0	0- 0	NEUTRAL	0- 0	0- 0	0- 0				
10- 7	0- 0	0- 0	CONFERENCE	0- 2	0- 0	10- 5				
6- 2	0- 0	0- 0	HOME	0- 1	0- 0	6- 1				
4- 4	0- 0	0- 0	AWAY	0- 1	0- 0	4- 3				
0- 1	0- 0	0- 0	NEUTRAL	0- 0	0- 0	0- 1				

RPI 1-25				RPI 26-50				RPI 51-100				RPI 101+ Team's RPI: 150			
RPI	S	Opponent	Score	RPI	S	Opponent	Score	RPI	S	Opponent	Score	RPI	S	Opponent	Score
4	A	Stanford	43 69	38	A	Boise St.	63 74	52	A	Southern California	42 58	105	H	Loyola Marymount	53 72
16	A	Drake	63 73	41	A	California	42 67	81	A	UC Davis	54 70	152	A	UC Riverside	51 63
								81	H	UC Davis	49 60	152	H	UC Riverside	69 56
								84	A	Idaho	73 88	160	H	Washington St.	65 52
								86	H	Harvard	55 75	164	A	Santa Clara	53 38
												170	A	UC Irvine	61 65
												170	H	UC Irvine	68 58
												170	N	UC Irvine	57 59
												199	A	Hawaii	49 29
												199	H	Hawaii	68 69
												207	H	San Diego St.	77 74
												212	H	California Baptist	73 67
												263	A	Cal St. Fullerton	73 64
												263	H	Cal St. Fullerton	74 44
												273	A	Long Beach St.	51 37
												273	H	Long Beach St.	60 45
												288	A	UC Santa Barbara	60 61
												288	H	UC Santa Barbara	73 65
												298	H	San Jose St.	76 40
												317	A	Cal Poly	61 49
												317	H	Cal Poly	68 52
												326	A	Omaha	64 52
LAST 12 Division I GAMES:															
170	N	UC Irvine	57 59	273	H	Long Beach St.	60 45								
86	H	Harvard	55 75	263	A	Cal St. Fullerton	73 64								
199	H	Hawaii	68 69	317	H	Cal Poly	68 52								
170	H	UC Irvine	68 58	288	A	UC Santa Barbara	60 61								
317	A	Cal Poly	61 49	81	A	UC Davis	54 70								
152	A	UC Riverside	51 63	263	H	Cal St. Fullerton	74 44								

Non-Div I Games:

CSUN

■ Loss, 
 ■ Non-Conf, 
 ■ S Site, 
 ■ Home 
 ■ A Away 
 N Neutral



Average RPI Win: 268		WON-LOST	WINNING	LAST 10	STRENGTH OF	OPP. STRENGTH	TEAM	ADJ.	CONF.	ADJ CONF.
Average RPI Loss: 162		RECORD	PCT. RANK	GAMES	SCHEDULE	OF SCHEDULE	RPI	RPI	RPI	RPI
DIV. I ONLY		5- 21	324	0- 1	244	181	317	317	20	20
DIV. I NON-CONF.		2- 8	293	0- 0	255	56	295	295	20	20
TOTALS		RPI 1-25	RPI 26-50	W-L RECORDS	RPI 51-100	RPI 101-150	RPI 150+			
5- 21	0- 1		0- 2	OVERALL	0- 3	0- 3	5- 12			
4- 8	0- 0		0- 1	HOME	0- 2	0- 1	4- 4			
1- 12	0- 1		0- 1	AWAY	0- 1	0- 2	1- 7			
0- 1	0- 0		0- 0	NEUTRAL	0- 0	0- 0	0- 1			
2- 8	0- 1		0- 2	NON-CONFERENCE	0- 1	0- 1	2- 3			
1- 3	0- 0		0- 1	HOME	0- 1	0- 0	1- 1			
1- 4	0- 1		0- 1	AWAY	0- 0	0- 1	1- 1			
0- 1	0- 0		0- 0	NEUTRAL	0- 0	0- 0	0- 1			
3- 13	0- 0		0- 0	CONFERENCE	0- 2	0- 2	3- 9			
3- 5	0- 0		0- 0	HOME	0- 1	0- 1	3- 3			
0- 8	0- 0		0- 0	AWAY	0- 1	0- 1	0- 6			
0- 0	0- 0		0- 0	NEUTRAL	0- 0	0- 0	0- 0			

RPI 1-25				RPI 26-50				RPI 51-100				RPI 101+ Team's RPI: 317			
RPI	S	Opponent	Score	RPI	S	Opponent	Score	RPI	S	Opponent	Score	RPI	S	Opponent	Score
24	A	Oregon St.	54 79	33	A	UCLA	35 81	81	A	UC Davis	54 87	118	A	Fresno St.	58 76
				50	H	Saint Mary's (CA)	51 69	81	H	UC Davis	61 85	150	A	CSUN	52 68
								99	H	Pepperdine	63 70	150	H	CSUN	49 61
												152	A	UC Riverside	66 80
												152	H	UC Riverside	68 75
												170	A	UC Irvine	57 73
												170	H	UC Irvine	59 75
												181	H	Eastern Wash.	59 55
												199	A	Hawaii	52 70
												199	H	Hawaii	54 71
												225	H	Illinois	51 74
												251	N	San Francisco	62 65
												263	A	Cal St. Fullerton	64 78
												263	H	Cal St. Fullerton	69 58
												267	A	Sacramento St.	85 88
												273	A	Long Beach St.	58 61
												273	H	Long Beach St.	66 59
												288	A	UC Santa Barbara	42 44
												288	H	UC Santa Barbara	75 67
												337	A	Seattle U	60 50
LAST 12 Division I GAMES:															
				81	A	UC Davis	54 87	150	A	CSUN	52 68				
				150	H	CSUN	49 61	81	H	UC Davis	61 85				
				288	A	UC Santa Barbara	42 44	273	H	Long Beach St.	66 59				
				263	H	Cal St. Fullerton	69 58	199	A	Hawaii	52 70				
				152	H	UC Riverside	68 75	170	A	UC Irvine	57 73				
				152	A	UC Riverside	66 80	199	H	Hawaii	54 71				

Non-Div I Games:	Academy of Art	87	65
------------------	----------------	----	----

Cal Poly

Loss, Non-Conf, S Site, H Home A Away N Neutral



Average RPI Win:	265	WON-LOST	WINNING	LAST 10	STRENGTH OF	OPP. STRENGTH	TEAM	ADJ.	CONF.	ADJ CONF.
Average RPI Loss:	174	RECORD	PCT. RANK	GAMES	SCHEDULE	OF SCHEDULE	RPI	RPI	RPI	RPI
DIV. I ONLY	13- 16	206	0- 1	322	246	263	263	20	20	
DIV. I NON-CONF.	7- 5	132	0- 0	321	287	229	229	20	20	
TOTALS	RPI 1-25	RPI 26-50	W-L RECORDS	RPI 51-100	RPI 101-150	RPI 150+				
13- 16	0- 0	0- 0	OVERALL	0- 3	0- 3	13- 10				
7- 7	0- 0	0- 0	HOME	0- 2	0- 1	7- 4				
6- 8	0- 0	0- 0	AWAY	0- 1	0- 2	6- 5				
0- 1	0- 0	0- 0	NEUTRAL	0- 0	0- 0	0- 1				
7- 5	0- 0	0- 0	NON-CONFERENCE	0- 1	0- 1	7- 3				
3- 3	0- 0	0- 0	HOME	0- 1	0- 0	3- 2				
4- 2	0- 0	0- 0	AWAY	0- 0	0- 1	4- 1				
0- 0	0- 0	0- 0	NEUTRAL	0- 0	0- 0	0- 0				
6- 11	0- 0	0- 0	CONFERENCE	0- 2	0- 2	6- 7				
4- 4	0- 0	0- 0	HOME	0- 1	0- 1	4- 2				
2- 6	0- 0	0- 0	AWAY	0- 1	0- 1	2- 4				
0- 1	0- 0	0- 0	NEUTRAL	0- 0	0- 0	0- 1				

RPI S	Opponent	Score	RPI S	Opponent	Score	RPI S	Opponent	Score	RPI S	Opponent	Score	Team's RPI: 263
						81	A UC Davis	51 75	133	A Washington	74 83	
						81	H UC Davis	39 75	150	A CSUN	44 74	
						100	H Pacific	64 72	150	H CSUN	64 73	
									152	A UC Riverside	59 62	
									152	H UC Riverside	67 75	
									164	H Santa Clara	60 64	
									170	A UC Irvine	61 65	
									170	H UC Irvine	67 58	
									189	A Portland	74 83	
									199	A Hawaii	55 70	
									199	H Hawaii	72 68	
									207	H San Diego St.	72 83	
									210	H Dartmouth	67 62	
									212	A California Baptist	79 65	
									250	A Columbia	61 58	
									266	H CSU Bakersfield	64 56	
									273	A Long Beach St.	50 47	
									273	H Long Beach St.	53 59	
									273	N Long Beach St.	54 60	
									288	A UC Santa Barbara	59 52	
									288	H UC Santa Barbara	74 62	
									293	H Utah Valley	56 55	
									317	A Cal Poly	58 69	
									317	H Cal Poly	78 64	
									337	A Seattle U	57 54	
									347	A Saint Peter's	69 45	
LAST 12 Division I GAMES:												
			273	N Long Beach St.	54 60	288	H UC Santa Barbara	74 62				
			152	H UC Riverside	67 75	150	H CSUN	64 73				
			273	A Long Beach St.	50 47	170	A UC Irvine	61 65				
			199	A Hawaii	55 70	152	A UC Riverside	59 62				
			170	H UC Irvine	67 58	273	H Long Beach St.	53 59				
			317	A Cal Poly	58 69	150	A CSUN	44 74				

Non-Div I Games: Antelope Valley 77 65

Cal St. Fullerton

■ Loss, 
 ■ Non-Conf, 
 ■ S Site, 
 ■ Home 
 ■ Away 
 N Neutral



# California

Through Games Of March 14, 2019

Average RPI Win:	126	WON-LOST	WINNING	LAST 10	STRENGTH OF	OPP. STRENGTH	TEAM	ADJ.	CONF.	ADJ CONF.
Average RPI Loss:	37	RECORD	PCT. RANK	GAMES	SCHEDULE	OF SCHEDULE	RPI	RPI	RPI	RPI
DIV. I ONLY	19- 12	108	1- 0	32	3	41	41	2	2	
DIV. I NON-CONF.	9- 2	43	0- 0	76	23	29	29	2	2	
TOTALS	RPI 1-25	RPI 26-50	W-L RECORDS	RPI 51-100	RPI 101-150	RPI 150+				
19- 12	3- 6	1- 2	OVERALL	3- 4	5- 0	7- 0				
9- 5	2- 3	0- 1	HOME	2- 1	3- 0	2- 0				
7- 6	1- 2	1- 1	AWAY	0- 3	2- 0	3- 0				
3- 1	0- 1	0- 0	NEUTRAL	1- 0	0- 0	2- 0				
9- 2	1- 1	1- 0	NON-CONFERENCE	1- 1	3- 0	3- 0				
3- 2	0- 1	0- 0	HOME	0- 1	2- 0	1- 0				
4- 0	1- 0	1- 0	AWAY	0- 0	1- 0	1- 0				
2- 0	0- 0	0- 0	NEUTRAL	1- 0	0- 0	1- 0				
10- 10	2- 5	0- 2	CONFERENCE	2- 3	2- 0	4- 0				
6- 3	2- 2	0- 1	HOME	2- 0	1- 0	1- 0				
3- 6	0- 2	0- 1	AWAY	0- 3	1- 0	2- 0				
1- 1	0- 1	0- 0	NEUTRAL	0- 0	0- 0	1- 0				

RPI	S	Opponent	Score	RPI	S	Opponent	Score	Team's RPI: 41	RPI	S	Opponent	Score	RPI	S	Opponent	Score
4	A	Stanford	50 75	33	A	UCLA	74 80		52	A	Southern California	76 86	109	H	Houston	80 79
4	H	Stanford	81 80	33	H	UCLA	79 84		52	H	Southern California	66 59	133	A	Washington	71 65
4	N	Stanford	54 72	50	A	Saint Mary's (CA)	81 78		79	A	Arizona	55 60	133	H	Washington	79 70
5	H	Oregon	82 105						79	H	Arizona	82 76	145	A	Penn St.	75 58
6	H	UConn	66 76						86	H	Harvard	79 85	150	H	CSUN	67 42
23	A	Arizona St.	61 62						91	A	Utah	74 87	160	A	Washington St.	80 58
23	H	Arizona St.	69 60						100	N	Pacific	81 69	160	H	Washington St.	77 63
24	H	Oregon St.	74 82										160	N	Washington St.	77 58
25	A	BYU	70 52										167	N	Tulane	65 57
													177	A	Colorado	80 60
													276	A	San Diego	70 53
													288	H	UC Santa Barbara	69 45
LAST 12 Division I GAMES:																
160	N	Washington St.	77 58	33	A	UCLA	74 80		52	A	Southern California	76 86				
4	N	Stanford	54 72	24	H	Oregon St.	74 82		5	H	Oregon	82 105				
160	A	Washington St.	80 58	4	A	Stanford	50 75		4	H	Stanford	81 80				
133	A	Washington	71 65													
79	H	Arizona	82 76													
23	H	Arizona St.	69 60													

Non-Div I Games:

California

Loss, Non-Conf, S Site, H Home A Away N Neutral



California Baptist

Through Games Of March 14, 2019

Average RPI Win:	286	WON-LOST	WINNING	LAST 10	STRENGTH OF	OPP. STRENGTH	TEAM	ADJ.	CONF.	ADJ CONF.
Average RPI Loss:	186	RECORD	PCT. RANK	GAMES	SCHEDULE	OF SCHEDULE	RPI	RPI	RPI	RPI
DIV. I ONLY	14- 11	140	0- 1	315	326	212	212	30	30	
DIV. I NON-CONF.	3- 6	241	0- 0	203	238	232	232	30	30	
TOTALS	RPI 1-25	RPI 26-50	W-L RECORDS	RPI 51-100	RPI 101-150	RPI 150+				
14- 11	0- 1	0- 0	OVERALL	0- 0	0- 4	14- 6				
7- 4	0- 0	0- 0	HOME	0- 0	0- 2	7- 2				
7- 6	0- 0	0- 0	AWAY	0- 0	0- 2	7- 4				
0- 1	0- 1	0- 0	NEUTRAL	0- 0	0- 0	0- 0				
3- 6	0- 1	0- 0	NON-CONFERENCE	0- 0	0- 2	3- 3				
1- 2	0- 0	0- 0	HOME	0- 0	0- 1	1- 1				
2- 3	0- 0	0- 0	AWAY	0- 0	0- 1	2- 2				
0- 1	0- 1	0- 0	NEUTRAL	0- 0	0- 0	0- 0				
11- 5	0- 0	0- 0	CONFERENCE	0- 0	0- 2	11- 3				
6- 2	0- 0	0- 0	HOME	0- 0	0- 1	6- 1				
5- 3	0- 0	0- 0	AWAY	0- 0	0- 1	5- 2				
0- 0	0- 0	0- 0	NEUTRAL	0- 0	0- 0	0- 0				

RPI 1-25				RPI 26-50				RPI 51-100				RPI 101+ Team's RPI: 212			
RPI	S	Opponent	Score	RPI	S	Opponent	Score	RPI	S	Opponent	Score	RPI	S	Opponent	Score
25	N	BYU	69 76									107	H	Idaho St.	57 72
												138	A	New Mexico St.	69 76
												138	H	New Mexico St.	64 92
												150	A	CSUN	67 73
												152	H	UC Riverside	65 57
												207	A	San Diego St.	67 83
												221	A	Northern Ariz.	88 91
												227	A	UTRGV	56 60
												227	H	UTRGV	66 63
												229	A	UMKC	95 92
												229	H	UMKC	74 78
												263	H	Cal St. Fullerton	65 79
												266	A	CSU Bakersfield	68 45
												266	H	CSU Bakersfield	67 43
												273	A	Long Beach St.	85 83
												288	A	UC Santa Barbara	76 64
												293	A	Utah Valley	92 74
												293	H	Utah Valley	83 54
												337	A	Seattle U	86 64
												337	H	Seattle U	100 83
												342	A	Grand Canyon	71 75
												342	H	Grand Canyon	93 50
												348	A	Chicago St.	93 67
												348	H	Chicago St.	89 52
LAST 12 Division I GAMES:															
				138	H	New Mexico St.	64 92					229	A	UMKC	95 92
				227	H	UTRGV	66 63					348	A	Chicago St.	93 67
				293	A	Utah Valley	92 74					337	H	Seattle U	100 83
				337	A	Seattle U	86 64					293	H	Utah Valley	83 54
				266	H	CSU Bakersfield	67 43					342	A	Grand Canyon	71 75
				342	H	Grand Canyon	93 50					266	A	CSU Bakersfield	68 45

Non-Div I Games: La Sierra 91 44 Notre Dame de Namur 80 47 Westcliff 133 43 Fresno Pacific 93 71  
California Baptist

Loss, Non-Conf, S Site, H Home A Away N Neutral



## Campbell

## Through Games Of March 14, 2019

Average RPI Win:	290	WON-LOST	WINNING	LAST 10	STRENGTH OF	OPP. STRENGTH	TEAM	ADJ.	CONF.	ADJ CONF.
Average RPI Loss:	164	RECORD	PCT. RANK	GAMES	SCHEDULE	OF SCHEDULE	RPI	RPI	RPI	RPI
DIV. I ONLY	18- 11	106	1- 0	324	309	205	205	27	27	
DIV. I NON-CONF.	6- 3	91	0- 0	338	327	236	236	29	29	
TOTALS	RPI 1-25	RPI 26-50	W-L RECORDS	RPI 51-100	RPI 101-150	RPI 150+				
18- 11	0- 0	0- 0	OVERALL	0- 2	0- 4	18- 5				
8- 6	0- 0	0- 0	HOME	0- 1	0- 2	8- 3				
8- 5	0- 0	0- 0	AWAY	0- 1	0- 2	8- 2				
2- 0	0- 0	0- 0	NEUTRAL	0- 0	0- 0	2- 0				
6- 3	0- 0	0- 0	NON-CONFERENCE	0- 0	0- 2	6- 1				
2- 2	0- 0	0- 0	HOME	0- 0	0- 1	2- 1				
3- 1	0- 0	0- 0	AWAY	0- 0	0- 1	3- 0				
1- 0	0- 0	0- 0	NEUTRAL	0- 0	0- 0	1- 0				
12- 8	0- 0	0- 0	CONFERENCE	0- 2	0- 2	12- 4				
6- 4	0- 0	0- 0	HOME	0- 1	0- 1	6- 2				
5- 4	0- 0	0- 0	AWAY	0- 1	0- 1	5- 2				
1- 0	0- 0	0- 0	NEUTRAL	0- 0	0- 0	1- 0				

RPI S	Opponent	Score	RPI S	Opponent	Score	RPI S	Opponent	Score	RPI S	Opponent	Score	Team's RPI: 205
						88	A Radford	57 61	108	H Old Dominion	59 83	
						88	H Radford	52 56	113	A High Point	60 65	
									113	H High Point	69 70	
									132	A Boston College	56 76	
									178	A UNC Asheville	52 60	
									178	H UNC Asheville	49 48	
									202	A Hampton	50 61	
									202	H Hampton	52 46	
									202 N	Hampton	85 63	
									232	H Howard	64 69	
									242	A Gardner-Webb	69 63	
									242	H Gardner-Webb	38 52	
									259	A Norfolk St.	57 49	
									279	A Charleston So.	60 58	
									279	H Charleston So.	52 51	
									296	H Col. of Charleston	66 65	
									306	A Winthrop	76 67	
									306	H Winthrop	46 59	
									308	H UNC Greensboro	53 49	
									315	H Presbyterian	51 46	
									323	A FIU	59 54	
									326 N	Omaha	65 52	
									338	A Longwood	66 60	
									338	H Longwood	54 49	
									341	A Western Caro.	63 37	
									343	A USC Upstate	59 49	
LAST 12 Division I GAMES:												
			338	H Longwood	54 49		88	A Radford	57 61			
			202 N	Hampton	85 63		279	H Charleston So.	52 51			
			323	A FIU	59 54		242	A Gardner-Webb	69 63			
			113	H High Point	69 70		202	A Hampton	50 61			
			343	A USC Upstate	59 49		178	H UNC Asheville	49 48			
			306	A Winthrop	76 67		343	H USC Upstate	61 41			

Non-Div I Games: William Peace 65 36 Columbia (SC) 93 46

Campbell

Loss, Non-Conf, S Site, H Home A Away N Neutral



RPI S Opponent Score

RPI S Opponent Score  
343 H USC Upstate 61 41

C  
a  
m  
p  
b  
e  
l  
l

C  
a  
m  
p  
b  
e  
l  
l

Campbell



[illegible]

**Non-Div I Games:**



## Central Ark.

Through Games Of March 14, 2019

Average RPI Win:	302	WON-LOST	WINNING	LAST 10	STRENGTH OF	OPP. STRENGTH	TEAM	ADJ.	CONF.	ADJ CONF.
Average RPI Loss:	153	RECORD	PCT. RANK	GAMES	SCHEDULE	OF SCHEDULE	RPI	RPI	RPI	RPI
DIV. I ONLY	8- 17	269	1- 0	233	287	277	277	25	25	
DIV. I NON-CONF.	1- 5	311	0- 0	177	95	252	252	23	23	
TOTALS	RPI 1-25	RPI 26-50	W-L RECORDS	RPI 51-100	RPI 101-150	RPI 150+				
8- 17	0- 1	0- 1	OVERALL	0- 3	0- 3	8- 9				
4- 6	0- 0	0- 0	HOME	0- 1	0- 2	4- 3				
3- 11	0- 1	0- 1	AWAY	0- 2	0- 1	3- 6				
1- 0	0- 0	0- 0	NEUTRAL	0- 0	0- 0	1- 0				
1- 5	0- 1	0- 1	NON-CONFERENCE	0- 0	0- 1	1- 2				
0- 1	0- 0	0- 0	HOME	0- 0	0- 1	0- 0				
1- 4	0- 1	0- 1	AWAY	0- 0	0- 0	1- 2				
0- 0	0- 0	0- 0	NEUTRAL	0- 0	0- 0	0- 0				
7- 12	0- 0	0- 0	CONFERENCE	0- 3	0- 2	7- 7				
4- 5	0- 0	0- 0	HOME	0- 1	0- 1	4- 3				
2- 7	0- 0	0- 0	AWAY	0- 2	0- 1	2- 4				
1- 0	0- 0	0- 0	NEUTRAL	0- 0	0- 0	1- 0				

RPI 1-25				RPI 26-50				RPI 51-100				RPI 101+ Team's RPI: 277			
RPI	S	Opponent	Score	RPI	S	Opponent	Score	RPI	S	Opponent	Score	RPI	S	Opponent	Score
17	A	Texas A&M	27 84	31	A	Kansas St.	54 70	53	A	Lamar University	37 57	103	H	South Alabama	50 58
								62	A	SFA	43 79	144	A	Abilene Christian	70 77
								62	H	SFA	53 59	144	H	Abilene Christian	65 67
												155	A	Oklahoma	52 65
												157	A	Nicholls St.	52 68
												157	H	Nicholls St.	60 64
												183	A	Sam Houston St.	62 66
												183	H	Sam Houston St.	59 71
												183	N	Sam Houston St.	76 71
												249	A	Jackson St.	56 65
												264	H	A&M-Corpus Christi	65 73
												291	A	New Orleans	62 60
												309	H	Incarinate Word	74 43
												312	H	McNeese	76 45
												316	A	Northwestern St.	74 78
												316	H	Northwestern St.	74 52
												322	A	Southeastern La.	53 62
												322	H	Southeastern La.	75 33
												332	A	Houston Baptist	77 58
												350	A	Alcorn	57 46
LAST 12 Division I GAMES:															
				183	N	Sam Houston St.	76 71	312	H	McNeese	76 45				
				316	A	Northwestern St.	74 78	332	A	Houston Baptist	77 58				
				183	H	Sam Houston St.	59 71	322	H	Southeastern La.	75 33				
				144	H	Abilene Christian	65 67	316	H	Northwestern St.	74 52				
				62	A	SFA	43 79	62	H	SFA	53 59				
				157	A	Nicholls St.	52 68	144	A	Abilene Christian	70 77				

Non-Div I Games: Central Baptist 55 34 Crowley's Ridge 91 33 Williams Baptist 70 35 Hendrix 72 40  
Central Ark.

Loss, Non-Conf, S Site, H Home A Away N Neutral



General Conf. Tot.				Through Games Of March 11, 1913						
Average RPI Win:	293	WON-LOST	WINNING	LAST 10	STRENGTH OF	OPP. STRENGTH	TEAM	ADJ.	CONF.	ADJ CONF.
Average RPI Loss:	210	RECORD	PCT. RANK	GAMES	SCHEDULE	OF SCHEDULE	RPI	RPI	RPI	RPI
DIV. I ONLY	7- 21	301	0- 1	301	327	328	328	31	31	
DIV. I NON-CONF.	3- 7	256	0- 0	186	209	238	238	31	31	
TOTALS	RPI 1-25	RPI 26-50	W-L RECORDS	RPI 51-100	RPI 101-150	RPI 150+				
7- 21	0- 0	0- 2	OVERALL	0- 0	0- 3	7- 16				
4- 9	0- 0	0- 1	HOME	0- 0	0- 2	4- 6				
3- 12	0- 0	0- 1	AWAY	0- 0	0- 1	3- 10				
0- 0	0- 0	0- 0	NEUTRAL	0- 0	0- 0	0- 0				
3- 7	0- 0	0- 2	NON-CONFERENCE	0- 0	0- 3	3- 2				
1- 3	0- 0	0- 1	HOME	0- 0	0- 2	1- 0				
2- 4	0- 0	0- 1	AWAY	0- 0	0- 1	2- 2				
0- 0	0- 0	0- 0	NEUTRAL	0- 0	0- 0	0- 0				
4- 14	0- 0	0- 0	CONFERENCE	0- 0	0- 0	4- 14				
3- 6	0- 0	0- 0	HOME	0- 0	0- 0	3- 6				
1- 8	0- 0	0- 0	AWAY	0- 0	0- 0	1- 8				
0- 0	0- 0	0- 0	NEUTRAL	0- 0	0- 0	0- 0				

[illegible]

Non-Div I Games:

Central Conn. St.

Loss, Non-Conf, S Site, H Home A Away N Neutral



## Central Mich.

Through Games Of March 14, 2019

Average RPI Win:	149	WON-LOST	WINNING	LAST 10	STRENGTH OF	OPP. STRENGTH	TEAM	ADJ.	CONF.	ADJ CONF.
Average RPI Loss:	59	RECORD	PCT. RANK	GAMES	SCHEDULE	OF SCHEDULE	RPI	RPI	RPI	RPI
DIV. I ONLY	25- 6	28	1- 0	61	77	27	27	8	8	
DIV. I NON-CONF.	9- 3	62	0- 0	86	6	41	41	9	9	
TOTALS	RPI 1-25	RPI 26-50	W-L RECORDS	RPI 51-100	RPI 101-150	RPI 150+				
25- 6	2- 1	4- 3	OVERALL	4- 1	2- 0	13- 1				
10- 4	1- 1	1- 3	HOME	2- 0	1- 0	5- 0				
13- 1	1- 0	3- 0	AWAY	2- 1	1- 0	6- 0				
2- 1	0- 0	0- 0	NEUTRAL	0- 0	0- 0	2- 1				
9- 3	2- 1	1- 1	NON-CONFERENCE	2- 0	0- 0	4- 1				
3- 2	1- 1	0- 1	HOME	1- 0	0- 0	1- 0				
5- 0	1- 0	1- 0	AWAY	1- 0	0- 0	2- 0				
1- 1	0- 0	0- 0	NEUTRAL	0- 0	0- 0	1- 1				
16- 3	0- 0	3- 2	CONFERENCE	2- 1	2- 0	9- 0				
7- 2	0- 0	1- 2	HOME	1- 0	1- 0	4- 0				
8- 1	0- 0	2- 0	AWAY	1- 1	1- 0	4- 0				
1- 0	0- 0	0- 0	NEUTRAL	0- 0	0- 0	1- 0				

RPI 1-25				RPI 26-50				Team's RPI: 27				RPI 51-100				RPI 101+			
RPI	S	Opponent	Score	RPI	S	Opponent	Score	RPI	S	Opponent	Score	RPI	S	Opponent	Score	RPI	S	Opponent	Score
3	H	Louisville	68 72	26	H	South Dakota St.	71 80	80	A	Toledo	59 62	125	A	Northern Ill.	89 66				
15	H	UCF	75 68	32	A	Ohio	88 70	80	H	Toledo	78 45	125	H	Northern Ill.	76 52				
18	A	Miami (FL)	90 80	32	H	Ohio	75 78	82	A	Kent St.	82 75	162	H	Akron	94 71				
				36	A	Buffalo	100 95	97	H	Western Ky.	108 90	167	N	Tulane	57 68				
				36	H	Buffalo	76 65	98	A	Virginia	74 61	168	N	Chattanooga	73 50				
				39	A	Quinnipiac	67 52					194	A	Eastern Mich.	87 60				
				44	H	Miami (OH)	67 70					194	H	Eastern Mich.	71 61				
												194	N	Eastern Mich.	88 80				
												209	A	Vanderbilt	66 57				
												214	A	Bowling Green	92 54				
												217	A	Ball St.	81 64				
												217	H	Ball St.	81 63				
												269	A	Western Mich.	87 53				
												269	H	Western Mich.	88 57				
												310	H	Oakland	104 61				
												324	A	Iona	82 39				
LAST 12 Division I GAMES:																			
194	N	Eastern Mich.	88 80	125	H	Northern Ill.	76 52												
217	H	Ball St.	81 63	36	A	Buffalo	100 95												
80	H	Toledo	78 45	269	A	Western Mich.	87 53												
269	H	Western Mich.	88 57	32	H	Ohio	75 78												
194	A	Eastern Mich.	87 60	36	H	Buffalo	76 65												
217	A	Ball St.	81 64	214	A	Bowling Green	92 54												

Non-Div I Games:

Central Mich.

■ Loss, 
 ■ Non-Conf, S Site, 
 ■ Home 
 ■ Away 
 N Neutral



# Charleston So.

Through Games Of March 14, 2019

Average RPI Win:	278	WON-LOST	WINNING	LAST 10	STRENGTH OF	OPP. STRENGTH	TEAM	ADJ.	CONF.	ADJ CONF.
Average RPI Loss:	196	RECORD	PCT. RANK	GAMES	SCHEDULE	OF SCHEDULE	RPI	RPI	RPI	RPI
DIV. I ONLY	11- 17	233	1- 0	296	312	279	279	27	27	
DIV. I NON-CONF.	0- 8	336	0- 0	281	300	349	349	29	29	
TOTALS	RPI 1-25	RPI 26-50	W-L RECORDS	RPI 51-100	RPI 101-150	RPI 150+				
11- 17	0- 0	0- 0	OVERALL	0- 1	1- 4	10- 12				
6- 7	0- 0	0- 0	HOME	0- 1	0- 2	6- 4				
5- 10	0- 0	0- 0	AWAY	0- 0	1- 2	4- 8				
0- 0	0- 0	0- 0	NEUTRAL	0- 0	0- 0	0- 0				
0- 8	0- 0	0- 0	NON-CONFERENCE	0- 0	0- 2	0- 6				
0- 3	0- 0	0- 0	HOME	0- 0	0- 1	0- 2				
0- 5	0- 0	0- 0	AWAY	0- 0	0- 1	0- 4				
0- 0	0- 0	0- 0	NEUTRAL	0- 0	0- 0	0- 0				
11- 9	0- 0	0- 0	CONFERENCE	0- 1	1- 2	10- 6				
6- 4	0- 0	0- 0	HOME	0- 1	0- 1	6- 2				
5- 5	0- 0	0- 0	AWAY	0- 0	1- 1	4- 4				
0- 0	0- 0	0- 0	NEUTRAL	0- 0	0- 0	0- 0				

RPI S	Opponent	Score	RPI S	Opponent	Score	RPI S	Opponent	Score	RPI S	Opponent	Score	Team's RPI: 279
						88	H Radford	41 67	112	A Georgia	75 83	
									113	A High Point	64 71	
									113	A High Point	65 61	
									113	H High Point	62 69	
									146	H Tennessee Tech	55 77	
									153	H Davidson	34 72	
									178	A UNC Asheville	45 62	
									178	H UNC Asheville	70 59	
									202	A Hampton	72 57	
									202	H Hampton	66 74	
									205	A Campbell	51 52	
									205	H Campbell	58 60	
									211	A Florida	60 70	
									233	H Jacksonville	58 68	
									234	A North Florida	76 82	
									242	A Gardner-Webb	65 75	
									242	H Gardner-Webb	66 58	
									296	A Col. of Charleston	52 79	
									299	A South Carolina St.	58 67	
									306	A Winthrop	52 57	
									306	H Winthrop	67 57	
									315	A Presbyterian	63 55	
									338	A Longwood	81 74	
									338	H Longwood	79 67	
									343	A USC Upstate	78 75	
									343	H USC Upstate	74 62	
LAST 12 Division I GAMES:												
			343	H USC Upstate	67 52		205	A Campbell	51 52			
			113	A High Point	65 61		202	A Hampton	72 57			
			338	H Longwood	79 67		113	H High Point	62 69			
			306	H Winthrop	67 57		343	H USC Upstate	74 62			
			178	A UNC Asheville	45 62		178	H UNC Asheville	70 59			
			242	H Gardner-Webb	66 58		315	A Presbyterian	63 55			

Non-Div I Games: Converse 101 50 Columbia (SC) 89 57 Erskine 74 50

Charleston So.

Loss, Non-Conf, S Site, H Home A Away N Neutral



RPI S Opponent Score

RPI S Opponent Score  
343 H USC Upstate 67 52

Charleston So.

C  
h  
a  
r  
l  
e  
s  
t  
o  
n  
S  
o  
.

C  
h  
a  
r  
l  
e  
s  
t  
o  
n  
S  
o  
.



Average RPI Win:	197	WON-LOST	WINNING	LAST 10	STRENGTH OF	OPP. STRENGTH	TEAM	ADJ.	CONF.	ADJ CONF.
Average RPI Loss:	127	RECORD	PCT. RANK	GAMES	SCHEDULE	OF SCHEDULE	RPI	RPI	RPI	RPI
DIV. I ONLY	18- 12	114	1- 0	82	197	104	104	14	14	
DIV. I NON-CONF.	8- 4	91	0- 0	45	258	61	61	17	17	
TOTALS	RPI 1-25	RPI 26-50	W-L RECORDS	RPI 51-100	RPI 101-150	RPI 150+				
18- 12	0- 0	0- 1	OVERALL	2- 5	3- 1	13- 5				
13- 2	0- 0	0- 0	HOME	2- 1	1- 0	10- 1				
3- 9	0- 0	0- 1	AWAY	0- 3	2- 1	1- 4				
2- 1	0- 0	0- 0	NEUTRAL	0- 1	0- 0	2- 0				
8- 4	0- 0	0- 0	NON-CONFERENCE	1- 2	1- 1	6- 1				
6- 1	0- 0	0- 0	HOME	1- 0	0- 0	5- 1				
1- 3	0- 0	0- 0	AWAY	0- 2	1- 1	0- 0				
1- 0	0- 0	0- 0	NEUTRAL	0- 0	0- 0	1- 0				
10- 8	0- 0	0- 1	CONFERENCE	1- 3	2- 0	7- 4				
7- 1	0- 0	0- 0	HOME	1- 1	1- 0	5- 0				
2- 6	0- 0	0- 1	AWAY	0- 1	1- 0	1- 4				
1- 1	0- 0	0- 0	NEUTRAL	0- 1	0- 0	1- 0				

RPI 1-25				RPI 26-50				RPI 51-100				RPI 101+ Team's RPI: 104			
RPI	S	Opponent	Score	RPI	S	Opponent	Score	RPI	S	Opponent	Score	RPI	S	Opponent	Score
				34	A	Rice	51 61	56	H	Wright St.	88 85	108	A	Old Dominion	60 53
								70	H	Middle Tenn.	55 62	108	H	Old Dominion	69 59
								83	A	Fordham	64 71	126	A	Lehigh	62 60
								96	H	UAB	60 56	131	A	Mercer	40 57
								96	N	UAB	55 70	151	H	Wake Forest	43 69
								97	A	Western Ky.	58 76	153	H	Davidson	78 66
								98	A	Virginia	61 65	172	A	Louisiana Tech	51 88
												172	N	Louisiana Tech	55 46
												175	A	North Texas	63 68
												178	H	UNC Asheville	70 53
												184	N	Liberty	63 61
												191	H	East Carolina	52 46
												196	A	Southern Miss.	54 65
												196	H	Southern Miss.	59 46
												219	A	Marshall	62 63
												220	H	Bethune-Cookman	73 69
												254	H	Wofford	85 63
												256	H	UTEP	62 39
												302	H	UTSA	66 54
												305	H	Fla. Atlantic	68 47
												323	A	FIU	62 53
												323	H	FIU	69 54
LAST 12 Division I GAMES:															
				172	N	Louisiana Tech	55 46	108	H	Old Dominion	69 59				
				96	N	UAB	55 70	96	H	UAB	60 56				
				126	A	Lehigh	62 60	70	H	Middle Tenn.	55 62				
				196	H	Southern Miss.	59 46	175	A	North Texas	63 68				
				323	A	FIU	62 53	34	A	Rice	51 61				
				108	A	Old Dominion	60 53	256	H	UTEP	62 39				

Non-Div I Games:

Charlotte



## Chattanooga

Through Games Of March 14, 2019

Average RPI Win:	245	WON-LOST	WINNING	LAST 10	STRENGTH OF	OPP. STRENGTH	TEAM	ADJ.	CONF.	ADJ CONF.
Average RPI Loss:	115	RECORD	PCT. RANK	GAMES	SCHEDULE	OF SCHEDULE	RPI	RPI	RPI	RPI
DIV. I ONLY	13- 17	211	1- 1	77	231	168	168	28	28	
DIV. I NON-CONF.	4- 10	264	0- 0	2	55	84	84	24	24	
TOTALS	RPI 1-25	RPI 26-50	W-L RECORDS	RPI 51-100	RPI 101-150	RPI 150+				
13- 17	0- 3	0- 3	OVERALL	1- 2	0- 4	12- 5				
7- 6	0- 2	0- 2	HOME	0- 0	0- 2	7- 0				
3- 8	0- 1	0- 0	AWAY	0- 1	0- 2	3- 4				
3- 3	0- 0	0- 1	NEUTRAL	1- 1	0- 0	2- 1				
4- 10	0- 3	0- 3	NON-CONFERENCE	1- 2	0- 2	3- 0				
1- 5	0- 2	0- 2	HOME	0- 0	0- 1	1- 0				
1- 3	0- 1	0- 0	AWAY	0- 1	0- 1	1- 0				
2- 2	0- 0	0- 1	NEUTRAL	1- 1	0- 0	1- 0				
9- 7	0- 0	0- 0	CONFERENCE	0- 0	0- 2	9- 5				
6- 1	0- 0	0- 0	HOME	0- 0	0- 1	6- 0				
2- 5	0- 0	0- 0	AWAY	0- 0	0- 1	2- 4				
1- 1	0- 0	0- 0	NEUTRAL	0- 0	0- 0	1- 1				

RPI 1-25			RPI 26-50			RPI 51-100			RPI 101+ Team's RPI: 168		
RPI	S	Opponent	Score	RPI	S	Opponent	Score	RPI	S	Opponent	Score
3	H	Louisville	49 75	26	H	South Dakota St.	54 71	60	N	Maine	66 61
9	H	NC State	58 78	27	N	Central Mich.	50 73	70	N	Middle Tenn.	47 58
15	A	UCF	37 75	45	H	Belmont	51 67	73	A	Virginia Tech	59 74
LAST 12 Division I GAMES:											
308	N	UNC Greensboro	72 62	289	H	Samford	61 56	111	H	UT Martin	79 81
190	N	Furman	67 73	254	A	Wofford	60 64	128	A	Northern Colo.	65 68
60	N	Maine	66 61	190	A	Furman	54 61	131	A	Mercer	58 65
341	A	Western Caro.	65 50	240	A	ETSU	54 64	131	H	Mercer	56 62
308	A	UNC Greensboro	49 53	240	H	ETSU	76 67	182	N	Saint Louis	71 61
131	H	Mercer	56 62	254	A	Wofford	60 64	184	H	Liberty	75 60
				308	H	UNC Greensboro	64 54	190	A	Furman	54 61
				341	H	Western Caro.	72 58	190	H	Furman	73 53
								190	N	Furman	67 73
								202	A	Hampton	58 50
								240	A	ETSU	54 64
								240	H	ETSU	76 67
								254	A	Wofford	60 64
								254	H	Wofford	89 82
								289	A	Samford	73 63
								289	H	Samford	61 56
								308	A	UNC Greensboro	49 53
								308	H	UNC Greensboro	64 54
								308	N	UNC Greensboro	72 62
								341	A	Western Caro.	65 50
								341	H	Western Caro.	72 58

Non-Div I Games: Lee 61 55

Chattanooga

Loss, Non-Conf, S Site, H Home A Away N Neutral



Average RPI Win: 340		WON-LOST	WINNING	LAST 10	STRENGTH OF	OPP. STRENGTH	TEAM	ADJ.	CONF.	ADJ CONF.
Average RPI Loss: 222		RECORD	PCT. RANK	GAMES	SCHEDULE	OF SCHEDULE	RPI	RPI	RPI	RPI
DIV. I ONLY		2- 28	350	0- 1	281	339	348	348	30	30
DIV. I NON-CONF.		0- 13	336	0- 0	245	322	344	344	30	30
TOTALS		RPI 1-25	RPI 26-50	W-L RECORDS	RPI 51-100	RPI 101-150	RPI 150+			
2- 28	0- 0		0- 0	OVERALL	0- 1	0- 7	2- 20			
2- 11	0- 0		0- 0	HOME	0- 1	0- 1	2- 9			
0- 15	0- 0		0- 0	AWAY	0- 0	0- 5	0- 10			
0- 2	0- 0		0- 0	NEUTRAL	0- 0	0- 1	0- 1			
0- 13	0- 0		0- 0	NON-CONFERENCE	0- 1	0- 4	0- 8			
0- 5	0- 0		0- 0	HOME	0- 1	0- 0	0- 4			
0- 7	0- 0		0- 0	AWAY	0- 0	0- 4	0- 3			
0- 1	0- 0		0- 0	NEUTRAL	0- 0	0- 0	0- 1			
2- 15	0- 0		0- 0	CONFERENCE	0- 0	0- 3	2- 12			
2- 6	0- 0		0- 0	HOME	0- 0	0- 1	2- 5			
0- 8	0- 0		0- 0	AWAY	0- 0	0- 1	0- 7			
0- 1	0- 0		0- 0	NEUTRAL	0- 0	0- 1	0- 0			

RPI 1-25				RPI 26-50				RPI 51-100				RPI 101+				Team's RPI: 348	
RPI	S	Opponent	Score	RPI	S	Opponent	Score	RPI	S	Opponent	Score	RPI	S	Opponent	Score		
								96	H	UAB	45	90	115	A	Northwestern	35	97
												125	A	Northern Ill.	52	114	
												129	A	Morehead St.	68	104	
												138	A	New Mexico St.	54	77	
												138	H	New Mexico St.	66	87	
												138	N	New Mexico St.	54	90	
												149	A	Bradley	59	89	
												186	A	Wisconsin	38	85	
												212	A	California Baptist	52	89	
												212	H	California Baptist	67	93	
												215	A	Xavier	57	91	
												227	A	UTRGV	38	84	
												227	H	UTRGV	55	71	
												229	A	UMKC	50	100	
												229	H	UMKC	58	111	
												238	H	SIUE	66	82	
												247	N	St. Francis Brooklyn	73	110	
												253	A	Loyola Chicago	40	76	
												266	A	CSU Bakersfield	47	80	
												266	H	CSU Bakersfield	56	67	
												282	H	Brown	65	90	
												293	A	Utah Valley	61	76	
												293	H	Utah Valley	65	70	
												307	H	Valparaiso	70	76	
												331	H	Evansville	58	67	
												337	A	Seattle U	54	90	
LAST 12 Division I GAMES:																	
				138	N	New Mexico St.	54	90	342	A	Grand Canyon	49	84				
				229	A	UMKC	50	100	266	A	CSU Bakersfield	47	80				
				138	A	New Mexico St.	54	77	212	H	California Baptist	67	93				
				227	A	UTRGV	38	84	138	H	New Mexico St.	66	87				
				337	H	Seattle U	64	61	227	H	UTRGV	55	71				
				293	H	Utah Valley	65	70	293	A	Utah Valley	61	76				

Non-Div I Games:

Chicago St.

Loss, Non-Conf, S Site, H Home A Away N Neutral



RPI	S	Opponent	Score	
337	H	Seattle U	64	61
342	A	Grand Canyon	49	84
342	H	Grand Canyon	50	48

Chicago St.

C  
h  
i  
c  
a  
g  
o  
s  
t  
.

C  
h  
i  
c  
a  
g  
o  
s  
t  
.



Average RPI Win:	<b>192</b>	WON-LOST	WINNING	LAST 10	STRENGTH OF	OPP. STRENGTH	TEAM	ADJ.	CONF.	ADJ CONF.
Average RPI Loss:	<b>81</b>	RECORD	PCT. RANK	GAMES	SCHEDULE	OF SCHEDULE	RPI	RPI	RPI	RPI
DIV. I ONLY	<b>21- 10</b>	<b>75</b>	<b>1- 0</b>	<b>127</b>	<b>87</b>	<b>76</b>	<b>76</b>	<b>9</b>	<b>9</b>	
DIV. I NON-CONF.	<b>8- 5</b>	<b>119</b>	<b>0- 0</b>	<b>210</b>	<b>152</b>	<b>153</b>	<b>153</b>	<b>8</b>	<b>8</b>	
TOTALS	RPI 1-25	RPI 26-50	W-L RECORDS	RPI 51-100	RPI 101-150	RPI 150+				
21- 10	0- 4	0- 1	OVERALL	1- 0	4- 3	16- 2				
14- 2	0- 1	0- 0	HOME	1- 0	3- 1	10- 0				
6- 7	0- 2	0- 1	AWAY	0- 0	1- 2	5- 2				
1- 1	0- 1	0- 0	NEUTRAL	0- 0	0- 0	1- 0				
8- 5	0- 0	0- 1	NON-CONFERENCE	1- 0	1- 3	6- 1				
7- 1	0- 0	0- 0	HOME	1- 0	1- 1	5- 0				
1- 4	0- 0	0- 1	AWAY	0- 0	0- 2	1- 1				
0- 0	0- 0	0- 0	NEUTRAL	0- 0	0- 0	0- 0				
13- 5	0- 4	0- 0	CONFERENCE	0- 0	3- 0	10- 1				
7- 1	0- 1	0- 0	HOME	0- 0	2- 0	5- 0				
5- 3	0- 2	0- 0	AWAY	0- 0	1- 0	4- 1				
1- 1	0- 1	0- 0	NEUTRAL	0- 0	0- 0	1- 0				

RPI 1-25				RPI 26-50				RPI 51-100 Team's RPI: 76				RPI 101+			
RPI	S	Opponent	Score	RPI	S	Opponent	Score	RPI	S	Opponent	Score	RPI	S	Opponent	Score
6	A	UConn	38 <b>82</b>	44	A	Miami (OH)	65 <b>78</b>	92	H	VCU	66 54	101	A	Ohio St.	56 <b>69</b>
6	H	UConn	55 <b>65</b>									108	H	Old Dominion	72 <b>76</b>
15	A	UCF	55 <b>56</b>									109	H	Houston	68 57
15	N	UCF	58 <b>66</b>									114	A	South Fla.	57 56
												114	H	South Fla.	57 43
												127	A	Pittsburgh	48 <b>65</b>
												135	H	Yale	66 52
												158	A	Tulsa	70 50
												158	H	Tulsa	74 47
												166	A	Temple	70 <b>78</b>
												166	H	Temple	72 52
												167	A	Tulane	80 65
												182	A	Saint Louis	51 50
												191	A	East Carolina	68 57
												215	H	Xavier	79 61
												217	A	Ball St.	63 <b>75</b>
												230	H	SMU	69 57
												231	A	Memphis	89 69
												231	H	Memphis	80 56
												231	N	Memphis	68 48
												232	H	Howard	85 51
												240	H	ETSU	77 64
												257	H	Wichita St.	82 54
												259	H	Austin Peay	69 48
												330	H	Lipscomb	71 55
LAST 12 Division I GAMES:															
231	N	Memphis	68 48	166	A	Temple	70 <b>78</b>								
15	N	UCF	58 <b>66</b>	231	A	Memphis	89 69								
167	A	Tulane	80 65	257	H	Wichita St.	82 54								
114	H	South Fla.	57 43	6	H	UConn	55 <b>65</b>								
191	A	East Carolina	68 57	114	A	South Fla.	57 56								
158	H	Tulsa	74 47	231	H	Memphis	80 56								

Non-Div I Games:

Cincinnati

■ Loss, 
 ■ Non-Conf, S Site, 
 ■ Home 
 ■ Away 
 N Neutral



Average RPI Win:	132	WON-LOST	WINNING	LAST 10	STRENGTH OF	OPP. STRENGTH	TEAM	ADJ.	CONF.	ADJ CONF.
Average RPI Loss:	49	RECORD	PCT. RANK	GAMES	SCHEDULE	OF SCHEDULE	RPI	RPI	RPI	RPI
DIV. I ONLY	19- 12	108	1- 0	29	19	49	49	1	1	
DIV. I NON-CONF.	9- 4	85	0- 0	168	111	118	118	1	1	
TOTALS	RPI 1-25	RPI 26-50	W-L RECORDS	RPI 51-100	RPI 101-150	RPI 150+				
19- 12	3- 6	1- 1	OVERALL	4- 3	4- 0	7- 2				
12- 5	1- 3	1- 1	HOME	3- 0	2- 0	5- 1				
5- 5	2- 2	0- 0	AWAY	0- 2	2- 0	1- 1				
2- 2	0- 1	0- 0	NEUTRAL	1- 1	0- 0	1- 0				
9- 4	0- 1	1- 0	NON-CONFERENCE	0- 1	2- 0	6- 2				
8- 1	0- 0	1- 0	HOME	0- 0	2- 0	5- 1				
0- 2	0- 1	0- 0	AWAY	0- 0	0- 0	0- 1				
1- 1	0- 0	0- 0	NEUTRAL	0- 1	0- 0	1- 0				
10- 8	3- 5	0- 1	CONFERENCE	4- 2	2- 0	1- 0				
4- 4	1- 3	0- 1	HOME	3- 0	0- 0	0- 0				
5- 3	2- 1	0- 0	AWAY	0- 2	2- 0	1- 0				
1- 1	0- 1	0- 0	NEUTRAL	1- 0	0- 0	0- 0				

RPI S	Opponent	Score	RPI S	Opponent	Score	Team's RPI: 49	RPI S	Opponent	Score	RPI S	Opponent	Score
1	H Notre Dame	63 101	37	H North Carolina	64 70		57	N Tennessee	66 78	113	H High Point	83 64
3	H Louisville	44 76	45	H Belmont	65 62		66	A Georgia Tech	53 75	124	H Appalachian St.	87 48
3	N Louisville	67 75					66	H Georgia Tech	71 61	127	A Pittsburgh	65 59
9	A NC State	51 54					73	H Virginia Tech	73 66	132	A Boston College	91 58
10	H Syracuse	75 84					73	N Virginia Tech	80 79	151	A Wake Forest	69 53
18	A Miami (FL)	76 67					77	A Duke	59 63	153	H Davidson	80 90
19	A South Carolina	57 69					98	H Virginia	71 65	155	N Oklahoma	74 62
21	A Florida St.	57 45								156	A Alabama	56 76
21	H Florida St.	73 68								219	H Marshall	68 54
										225	H Illinois	69 67
										254	H Wofford	85 77
										258	H Rhode Island	80 67
										330	H Lipscomb	68 26
LAST 12 Division I GAMES:												
73	N Virginia Tech	80 79	132	A Boston College	91 58							
3	N Louisville	67 75	21	H Florida St.	73 68							
155	N Oklahoma	74 62	37	H North Carolina	64 70							
77	A Duke	59 63	151	A Wake Forest	69 53							
73	H Virginia Tech	73 66	3	H Louisville	44 76							
66	A Georgia Tech	53 75	1	H Notre Dame	63 101							

Non-Div I Games:

Clemson

■ Loss, 
■ Non-Conf, S Site, 
■ Home 
■ Away 
N Neutral



Average RPI Win:	294	WON-LOST	WINNING	LAST 10	STRENGTH OF	OPP. STRENGTH	TEAM	ADJ.	CONF.	ADJ CONF.
Average RPI Loss:	139	RECORD	PCT. RANK	GAMES	SCHEDULE	OF SCHEDULE	RPI	RPI	RPI	RPI
DIV. I ONLY	8- 20	282	0- 1	226	222	283	283	21	21	
DIV. I NON-CONF.	1- 8	322	0- 0	144	225	305	305	19	19	
TOTALS	RPI 1-25	RPI 26-50	W-L RECORDS	RPI 51-100	RPI 101-150	RPI 150+				
8- 20	0- 0	0- 1	OVERALL	0- 6	1- 5	7- 8				
5- 7	0- 0	0- 0	HOME	0- 3	1- 3	4- 1				
3- 12	0- 0	0- 1	AWAY	0- 3	0- 2	3- 6				
0- 1	0- 0	0- 0	NEUTRAL	0- 0	0- 0	0- 1				
1- 8	0- 0	0- 1	NON-CONFERENCE	0- 1	1- 1	0- 5				
1- 2	0- 0	0- 0	HOME	0- 1	1- 1	0- 0				
0- 5	0- 0	0- 1	AWAY	0- 0	0- 0	0- 4				
0- 1	0- 0	0- 0	NEUTRAL	0- 0	0- 0	0- 1				
7- 12	0- 0	0- 0	CONFERENCE	0- 5	0- 4	7- 3				
4- 5	0- 0	0- 0	HOME	0- 2	0- 2	4- 1				
3- 7	0- 0	0- 0	AWAY	0- 3	0- 2	3- 2				
0- 0	0- 0	0- 0	NEUTRAL	0- 0	0- 0	0- 0				

RPI 1-25				RPI 26-50				RPI 51-100				RPI 101+				Team's RPI: 283	
RPI	S	Opponent	Score	RPI	S	Opponent	Score	RPI	S	Opponent	Score	RPI	S	Opponent	Score		
				32	A	Ohio	54 72	56	A	Wright St.	52 78	121	A	Youngstown St.	55 73		
								56	H	Wright St.	65 70	121	H	Youngstown St.	61 74		
								67	A	Green Bay	30 73	130	A	IUPUI	36 64		
								67	A	Green Bay	53 62	130	H	IUPUI	50 75		
								67	H	Green Bay	63 76	139	H	Illinois St.	67 63		
								80	H	Toledo	60 65	149	H	Bradley	65 67		
												167	N	Tulane	72 81		
												194	A	Eastern Mich.	63 69		
												198	A	Milwaukee	53 59		
												198	H	Milwaukee	60 78		
												217	A	Ball St.	62 67		
												219	A	Marshall	64 86		
												244	A	Northern Ky.	55 74		
												244	H	Northern Ky.	76 47		
												276	A	San Diego	82 83		
												310	A	Oakland	64 62		
												310	H	Oakland	98 90		
												336	A	Detroit Mercy	67 49		
												336	H	Detroit Mercy	67 51		
												339	A	UIC	74 48		
												339	H	UIC	71 53		
LAST 12 Division I GAMES:																	
				67	A	Green Bay	30 73	130	A	IUPUI	36 64						
				121	H	Youngstown St.	61 74	339	A	UIC	74 48						
				244	A	Northern Ky.	55 74	310	H	Oakland	98 90						
				56	A	Wright St.	52 78	336	H	Detroit Mercy	67 51						
				67	H	Green Bay	63 76	121	A	Youngstown St.	55 73						
				198	H	Milwaukee	60 78	56	H	Wright St.	65 70						

Non-Div I Games: Lake Erie 79 49 Salem (WV) 113 81

Cleveland St.



## Coastal Caro.

Through Games Of March 14, 2019

Average RPI Win:	244	WON-LOST	WINNING	LAST 10	STRENGTH OF	OPP. STRENGTH	TEAM	ADJ.	CONF.	ADJ CONF.
Average RPI Loss:	111	RECORD	PCT. RANK	GAMES	SCHEDULE	OF SCHEDULE	RPI	RPI	RPI	RPI
DIV. I ONLY	15- 14	158	1- 0	191	189	176	176	12	12	
DIV. I NON-CONF.	6- 3	91	0- 0	282	298	170	170	14	14	
TOTALS	RPI 1-25	RPI 26-50	W-L RECORDS	RPI 51-100	RPI 101-150	RPI 150+				
15- 14	0- 0	0- 2	OVERALL	0- 5	2- 4	13- 3				
9- 5	0- 0	0- 0	HOME	0- 3	1- 1	8- 1				
6- 6	0- 0	0- 0	AWAY	0- 2	1- 2	5- 2				
0- 3	0- 0	0- 2	NEUTRAL	0- 0	0- 1	0- 0				
6- 3	0- 0	0- 2	NON-CONFERENCE	0- 0	0- 0	6- 1				
4- 0	0- 0	0- 0	HOME	0- 0	0- 0	4- 0				
2- 1	0- 0	0- 0	AWAY	0- 0	0- 0	2- 1				
0- 2	0- 0	0- 2	NEUTRAL	0- 0	0- 0	0- 0				
9- 11	0- 0	0- 0	CONFERENCE	0- 5	2- 4	7- 2				
5- 5	0- 0	0- 0	HOME	0- 3	1- 1	4- 1				
4- 5	0- 0	0- 0	AWAY	0- 2	1- 2	3- 1				
0- 1	0- 0	0- 0	NEUTRAL	0- 0	0- 1	0- 0				

RPI S	Opponent	Score	RPI S	Opponent	Score	RPI S	Opponent	Score	RPI S	Opponent	Score	Team's RPI: 176
34 N	Rice	52 56	71 A	UT Arlington	53 79	103 A	South Alabama	50 67				
48 N	Auburn	78 84	71 H	UT Arlington	64 67	103 H	South Alabama	78 88				
			74 H	Little Rock	47 60	124 A	Appalachian St.	53 67				
			90 A	Troy	76 89	124 H	Appalachian St.	74 66				
			90 H	Troy	81 82	124 N	Appalachian St.	42 78				
						143 A	Georgia St.	67 62				
						152 A	UC Riverside	43 62				
						163 A	Texas St.	58 73				
						163 H	Texas St.	77 70				
						188 H	Arkansas St.	88 72				
						188 H	Arkansas St.	63 49				
						214 H	Bowling Green	81 80				
						231 H	Memphis	90 71				
						271 A	Louisiana	76 58				
						271 H	Louisiana	67 62				
						286 A	Ga. Southern	76 73				
						299 H	South Carolina St.	57 44				
						300 A	La.-Monroe	79 54				
						300 H	La.-Monroe	57 60				
						308 A	UNC Greensboro	78 71				
						335 A	N.C. Central	89 66				
						341 H	Western Caro.	77 59				
LAST 12 Division I GAMES:												
188 H	Arkansas St.	63 49	143 A	Georgia St.	67 62							
124 N	Appalachian St.	42 78	286 A	Ga. Southern	76 73							
90 A	Troy	76 89	124 H	Appalachian St.	74 66							
103 A	South Alabama	50 67	163 H	Texas St.	77 70							
300 H	La.-Monroe	57 60	71 H	UT Arlington	64 67							
271 H	Louisiana	67 62	271 A	Louisiana	76 58							

Non-Div I Games: N.C. Wesleyan 126 65 Meredith 128 39

Coastal Caro.

Loss, Non-Conf, S Site, H Home A Away N Neutral



Average RPI Win:	242	WON-LOST	WINNING	LAST 10	STRENGTH OF	OPP. STRENGTH	TEAM	ADJ.	CONF.	ADJ CONF.
Average RPI Loss:	158	RECORD	PCT. RANK	GAMES	SCHEDULE	OF SCHEDULE	RPI	RPI	RPI	RPI
DIV. I ONLY	6- 23	318	0- 1	153	220	296	296	10	10	
DIV. I NON-CONF.	3- 7	256	0- 0	286	351	318	318	10	10	
TOTALS	RPI 1-25	RPI 26-50	W-L RECORDS	RPI 51-100	RPI 101-150	RPI 150+				
6- 23	0- 0	0- 2	OVERALL	0- 4	0- 7	6- 10				
4- 10	0- 0	0- 1	HOME	0- 2	0- 3	4- 4				
2- 12	0- 0	0- 1	AWAY	0- 2	0- 4	2- 5				
0- 1	0- 0	0- 0	NEUTRAL	0- 0	0- 0	0- 1				
3- 7	0- 0	0- 0	NON-CONFERENCE	0- 0	0- 1	3- 6				
2- 3	0- 0	0- 0	HOME	0- 0	0- 0	2- 3				
1- 4	0- 0	0- 0	AWAY	0- 0	0- 1	1- 3				
0- 0	0- 0	0- 0	NEUTRAL	0- 0	0- 0	0- 0				
3- 16	0- 0	0- 2	CONFERENCE	0- 4	0- 6	3- 4				
2- 7	0- 0	0- 1	HOME	0- 2	0- 3	2- 1				
1- 8	0- 0	0- 1	AWAY	0- 2	0- 3	1- 2				
0- 1	0- 0	0- 0	NEUTRAL	0- 0	0- 0	0- 1				

RPI S	Opponent	Score	RPI S	Opponent	Score	RPI S	Opponent	Score	RPI S	Opponent	Score	Team's RPI: 296
35	A James Madison	76	35	H James Madison	91	63	A Drexel	76	122	A Towson	87	
						63	H Drexel	65	122	H Towson	77	
						94	A Northeastern	81	123	A UNCW	71	
						94	H Northeastern	87	123	H UNCW	66	
									124	A Appalachian St.	80	
									137	A Delaware	74	
									137	H Delaware	72	
									161	A William & Mary	54	
									161	H William & Mary	77	
									161	N William & Mary	61	
									190	H Furman	70	
									205	A Campbell	66	
									224	A Hofstra	68	
									224	H Hofstra	62	
									226	A George Mason	66	
									237	A Elon	76	
									237	H Elon	72	
									254	A Wofford	78	
									279	H Charleston So.	52	
									299	H South Carolina St.	51	
									306	H Winthrop	71	
									315	H Presbyterian	71	
									330	A Lipscomb	63	
LAST 12 Division I GAMES:												
161	N William & Mary	41	61	122	A Towson	61	87					
123	H UNCW	62	66	35	A James Madison	35	76					
94	A Northeastern	69	81	237	H Elon	52	72					
224	A Hofstra	49	68	161	H William & Mary	79	77					
63	H Drexel	42	65	224	H Hofstra	70	62					
137	H Delaware	60	72	94	H Northeastern	56	87					

Non-Div I Games: North Greenville 95 62

Col. of Charleston

■ Loss, 
 ■ Non-Conf, S Site, 
 ■ Home 
 ■ Away 
 N Neutral



Average RPI Win:	276	WON-LOST	WINNING	LAST 10	STRENGTH OF	OPP. STRENGTH	TEAM	ADJ.	CONF.	ADJ CONF.
Average RPI Loss:	166	RECORD	PCT. RANK	GAMES	SCHEDULE	OF SCHEDULE	RPI	RPI	RPI	RPI
DIV. I ONLY	12- 17	223	0- 1	266	267	248	248	18	18	
DIV. I NON-CONF.	4- 6	212	0- 0	332	340	304	304	21	21	
TOTALS	RPI 1-25	RPI 26-50	W-L RECORDS	RPI 51-100	RPI 101-150	RPI 150+				
12- 17	0- 0	0- 2	OVERALL	0- 2	0- 5	12- 8				
6- 7	0- 0	0- 1	HOME	0- 1	0- 1	6- 4				
6- 10	0- 0	0- 1	AWAY	0- 1	0- 4	6- 4				
0- 0	0- 0	0- 0	NEUTRAL	0- 0	0- 0	0- 0				
4- 6	0- 0	0- 0	NON-CONFERENCE	0- 0	0- 2	4- 4				
3- 1	0- 0	0- 0	HOME	0- 0	0- 0	3- 1				
1- 5	0- 0	0- 0	AWAY	0- 0	0- 2	1- 3				
0- 0	0- 0	0- 0	NEUTRAL	0- 0	0- 0	0- 0				
8- 11	0- 0	0- 2	CONFERENCE	0- 2	0- 3	8- 4				
3- 6	0- 0	0- 1	HOME	0- 1	0- 1	3- 3				
5- 5	0- 0	0- 1	AWAY	0- 1	0- 2	5- 1				
0- 0	0- 0	0- 0	NEUTRAL	0- 0	0- 0	0- 0				

RPI S	Opponent	Score	RPI S	Opponent	Score	RPI S	Opponent	Score	RPI S	Opponent	Score	Team's RPI: 248
42	A Bucknell	58 76	42	H Bucknell	62 90	72	A American	57 76	119	A Dayton	58 67	
						72	H American	66 71	126	A Lehigh	68 78	
									126	A Lehigh	58 86	
									126	H Lehigh	63 75	
									135	A Yale	61 80	
									173	A Holy Cross	70 67	
									173	H Holy Cross	67 80	
									174	A Boston U.	81 72	
									174	H Boston U.	53 61	
									226	A George Mason	61 64	
									250	H Columbia	84 71	
									255	A Navy	52 67	
									255	H Navy	49 62	
									268	A Loyola Maryland	58 47	
									268	H Loyola Maryland	73 64	
									275	A Niagara	69 74	
									278	A Siena	53 55	
									287	H Canisius	67 53	
									290	A Army West Point	70 58	
									290	H Army West Point	85 80	
									320	A Lafayette	77 67	
									320	H Lafayette	60 49	
									325	H NJIT	53 71	
									327	A UMass Lowell	61 52	
									344	H Fairleigh Dickinson	71 52	
LAST 12 Division I GAMES:												
126	A Lehigh	68 78	42	A Bucknell	58 76							
320	A Lafayette	77 67	174	H Boston U.	53 61							
173	H Holy Cross	67 80	255	A Navy	52 67							
290	H Army West Point	85 80	72	H American	66 71							
268	A Loyola Maryland	58 47	290	A Army West Point	70 58							
126	H Lehigh	63 75	268	H Loyola Maryland	73 64							

Non-Div I Games:

Colgate

■ Loss, 
 ■ Non-Conf, 
 ■ S Site, 
 ■ Home 
 ■ A Away 
 N Neutral



Colorado

Through Games Of March 14, 2019

Average RPI Win:	184	WON-LOST	WINNING	LAST 10	STRENGTH OF	OPP. STRENGTH	TEAM	ADJ.	CONF.	ADJ CONF.
Average RPI Loss:	58	RECORD	PCT. RANK	GAMES	SCHEDULE	OF SCHEDULE	RPI	RPI	RPI	RPI
DIV. I ONLY	12- 18	227	0- 1	89	26	177	177	2	2	
DIV. I NON-CONF.	10- 1	17	0- 0	214	174	43	43	2	2	
TOTALS	RPI 1-25	RPI 26-50	W-L RECORDS	RPI 51-100	RPI 101-150	RPI 150+				
12- 18	0- 7	1- 3	OVERALL	2- 5	1- 2	8- 1				
10- 7	0- 2	1- 2	HOME	2- 2	1- 1	6- 0				
1- 10	0- 4	0- 1	AWAY	0- 3	0- 1	1- 1				
1- 1	0- 1	0- 0	NEUTRAL	0- 0	0- 0	1- 0				
10- 1	0- 1	1- 0	NON-CONFERENCE	1- 0	1- 0	7- 0				
8- 0	0- 0	1- 0	HOME	1- 0	1- 0	5- 0				
1- 1	0- 1	0- 0	AWAY	0- 0	0- 0	1- 0				
1- 0	0- 0	0- 0	NEUTRAL	0- 0	0- 0	1- 0				
2- 17	0- 6	0- 3	CONFERENCE	1- 5	0- 2	1- 1				
2- 7	0- 2	0- 2	HOME	1- 2	0- 1	1- 0				
0- 9	0- 3	0- 1	AWAY	0- 3	0- 1	0- 1				
0- 1	0- 1	0- 0	NEUTRAL	0- 0	0- 0	0- 0				

RPI S	Opponent	Score	RPI S	Opponent	Score	RPI S	Opponent	Score	RPI S	Opponent	Score	Team's RPI: 177
4	H Stanford	69 80	33	A UCLA	50 84	52	A Southern California	77 84	128	H Northern Colo.	77 69	
5	A Oregon	43 102	33	H UCLA	60 64	52	H Southern California	81 76	133	A Washington	58 68	
18	A Miami (FL)	58 73	37	H North Carolina	86 74	79	A Arizona	51 63	133	H Washington	46 60	
23	A Arizona St.	49 66	41	H California	60 80	79	H Arizona	67 69	160	A Washington St.	48 74	
23	H Arizona St.	70 76				91	A Utah	59 78	160	H Washington St.	72 61	
23	N Arizona St.	49 66				91	H Utah	61 76	180	N Utah St.	78 68	
24	A Oregon St.	65 89				99	H Pepperdine	80 65	185	H Prairie View	79 38	
									245	A Nevada	65 52	
									255	H Navy	59 43	
									281	H Colorado St.	59 40	
									289	H Samford	81 39	
									298	H San Jose St.	76 64	
LAST 12 Division I GAMES:												
23	N Arizona St.	49 66	23	A Arizona St.	49 66							
33	A UCLA	50 84	52	H Southern California	81 76							
52	A Southern California	77 84	33	H UCLA	60 64							
133	H Washington	46 60	5	A Oregon	43 102							
160	H Washington St.	72 61	24	A Oregon St.	65 89							
79	A Arizona	51 63	41	H California	60 80							

Non-Div I Games:

Colorado

Loss, Non-Conf, S Site, H Home A Away N Neutral



Average RPI Win: <b>220</b>	WON-LOST	WINNING	LAST 10	STRENGTH OF	OPP. STRENGTH	TEAM	ADJ.	CONF.	ADJ CONF.
Average RPI Loss: <b>134</b>	RECORD	PCT. RANK	GAMES	SCHEDULE	OF SCHEDULE	RPI	RPI	RPI	RPI
DIV. I ONLY	6- 22	311	0- 1	90	148	281	281	15	15
DIV. I NON-CONF.	4- 5	190	0- 0	36	144	156	156	12	12
TOTALS	RPI 1-25	RPI 26-50	W-L RECORDS	RPI 51-100	RPI 101-150	RPI 150+			
6- 22	0- 3	0- 2	OVERALL	0- 4	0- 3	6- 10			
6- 9	0- 1	0- 1	HOME	0- 2	0- 2	6- 3			
0- 12	0- 2	0- 1	AWAY	0- 2	0- 1	0- 6			
0- 1	0- 0	0- 0	NEUTRAL	0- 0	0- 0	0- 1			
4- 5	0- 3	0- 0	NON-CONFERENCE	0- 0	0- 1	4- 1			
4- 2	0- 1	0- 0	HOME	0- 0	0- 1	4- 0			
0- 3	0- 2	0- 0	AWAY	0- 0	0- 0	0- 1			
0- 0	0- 0	0- 0	NEUTRAL	0- 0	0- 0	0- 0			
2- 17	0- 0	0- 2	CONFERENCE	0- 4	0- 2	2- 9			
2- 7	0- 0	0- 1	HOME	0- 2	0- 1	2- 3			
0- 9	0- 0	0- 1	AWAY	0- 2	0- 1	0- 5			
0- 1	0- 0	0- 0	NEUTRAL	0- 0	0- 0	0- 1			

RPI 1-25				RPI 26-50				RPI 51-100				RPI 101+ Team's RPI: 281			
RPI	S	Opponent	Score	RPI	S	Opponent	Score	RPI	S	Opponent	Score	RPI	S	Opponent	Score
13	A	Gonzaga	39 <b>50</b>	38	A	Boise St.	57 <b>70</b>	54	A	New Mexico	58 <b>70</b>	118	A	Fresno St.	54 <b>57</b>
23	H	Arizona St.	39 <b>70</b>	38	H	Boise St.	63 <b>72</b>	54	H	New Mexico	56 <b>79</b>	118	H	Fresno St.	55 <b>66</b>
25	A	BYU	42 <b>51</b>					61	A	Wyoming	32 <b>56</b>	128	H	Northern Colo.	47 <b>53</b>
								61	H	Wyoming	49 <b>60</b>	165	H	Denver	84 79
												177	A	Colorado	40 <b>59</b>
												180	A	Utah St.	59 <b>70</b>
												180	H	Utah St.	53 <b>72</b>
												180	N	Utah St.	59 <b>62</b>
												197	H	Cornell	56 53
												204	A	UNLV	45 <b>60</b>
												204	H	UNLV	52 49
												207	A	San Diego St.	45 <b>54</b>
												221	H	Northern Ariz.	65 54
												234	H	North Florida	61 59
												245	A	Nevada	57 <b>68</b>
												245	H	Nevada	38 <b>62</b>
												297	A	Air Force	48 <b>63</b>
												297	H	Air Force	55 48
												298	H	San Jose St.	70 <b>78</b>
LAST 12 Division I GAMES:															
180	N	Utah St.	59 <b>62</b>	298	H	San Jose St.	70 <b>78</b>								
204	A	UNLV	45 <b>60</b>	207	A	San Diego St.	45 <b>54</b>								
180	A	Utah St.	59 <b>70</b>	61	H	Wyoming	49 <b>60</b>								
54	H	New Mexico	56 <b>79</b>	245	A	Nevada	57 <b>68</b>								
38	H	Boise St.	63 <b>72</b>	297	H	Air Force	55 48								
61	A	Wyoming	32 <b>56</b>	38	A	Boise St.	57 <b>70</b>								

Non-Div I Games: Chadron St. 91 38 Eastern N.M. 72 46

Colorado St.

■ Loss, 
 ■ Non-Conf, S Site, 
 ■ Home 
 ■ Away 
 N Neutral



Average RPI Win: <b>212</b>	WON-LOST	WINNING	LAST 10	STRENGTH OF	OPP. STRENGTH	TEAM	ADJ.	CONF.	ADJ CONF.
Average RPI Loss: <b>154</b>	RECORD	PCT. RANK	GAMES	SCHEDULE	OF SCHEDULE	RPI	RPI	RPI	RPI
DIV. I ONLY	<b>8- 19</b>	<b>276</b>	<b>0- 1</b>	<b>143</b>	<b>188</b>	<b>250</b>	<b>250</b>	<b>11</b>	<b>11</b>
DIV. I NON-CONF.	<b>4- 9</b>	<b>252</b>	<b>0- 0</b>	<b>223</b>	<b>278</b>	<b>264</b>	<b>264</b>	<b>11</b>	<b>11</b>
TOTALS	RPI 1-25	RPI 26-50	W-L RECORDS	RPI 51-100	RPI 101-150	RPI 150+			
8- 19	0- 0	0- 0	OVERALL	1- 6	1- 4	6- 9			
5- 7	0- 0	0- 0	HOME	1- 2	0- 2	4- 3			
3- 12	0- 0	0- 0	AWAY	0- 4	1- 2	2- 6			
0- 0	0- 0	0- 0	NEUTRAL	0- 0	0- 0	0- 0			
4- 9	0- 0	0- 0	NON-CONFERENCE	0- 1	1- 2	3- 6			
2- 3	0- 0	0- 0	HOME	0- 0	0- 1	2- 2			
2- 6	0- 0	0- 0	AWAY	0- 1	1- 1	1- 4			
0- 0	0- 0	0- 0	NEUTRAL	0- 0	0- 0	0- 0			
4- 10	0- 0	0- 0	CONFERENCE	1- 5	0- 2	3- 3			
3- 4	0- 0	0- 0	HOME	1- 2	0- 1	2- 1			
1- 6	0- 0	0- 0	AWAY	0- 3	0- 1	1- 2			
0- 0	0- 0	0- 0	NEUTRAL	0- 0	0- 0	0- 0			

RPI 1-25			RPI 26-50			RPI 51-100				RPI 101+		Team's RPI: 250			
RPI	S	Opponent	Score	RPI	S	Opponent	Score	RPI	S	Opponent	Score	RPI	S	Opponent	Score
								51	A	Princeton	59 65	109	H	Houston	72 83
								51	H	Princeton	64 79	131	A	Mercer	72 68
								58	A	Penn	56 79	132	A	Boston College	60 74
								58	H	Penn	60 72	135	A	Yale	61 69
								83	A	Fordham	49 68	135	H	Yale	54 67
								86	A	Harvard	56 69	197	A	Cornell	51 60
								86	H	Harvard	75 65	197	H	Cornell	65 57
												198	A	Milwaukee	65 78
												202	H	Hampton	88 63
												210	A	Dartmouth	48 60
												210	H	Dartmouth	69 70
												224	A	Hofstra	65 63
												225	A	Illinois	69 76
												235	H	Albany (NY)	58 62
												236	A	Saint Joseph's	61 68
												248	A	Colgate	71 84
												263	H	Cal St. Fullerton	58 61
												282	A	Brown	83 81
												282	H	Brown	93 62
												290	H	Army West Point	70 49
LAST 12 Division I GAMES:															
				86	A	Harvard	56 69					282	A	Brown	83 81
				210	A	Dartmouth	48 60					135	A	Yale	61 69
				135	H	Yale	54 67					210	H	Dartmouth	69 70
				282	H	Brown	93 62					86	H	Harvard	75 65
				51	A	Princeton	59 65					58	H	Penn	60 72
				58	A	Penn	56 79					51	H	Princeton	64 79

Non-Div I Games:

Columbia

■ Loss, 
 ■ Non-Conf, 
 S Site, 
 H Home 
 A Away 
 N Neutral



Average RPI Win: <b>319</b>	WON-LOST	WINNING	LAST 10	STRENGTH OF	OPP. STRENGTH	TEAM	ADJ.	CONF.	ADJ CONF.
Average RPI Loss: <b>199</b>	RECORD	PCT. RANK	GAMES	SCHEDULE	OF SCHEDULE	RPI	RPI	RPI	RPI
DIV. I ONLY	5- 25	331	1- 0	204	337	314	314	32	32
DIV. I NON-CONF.	0- 12	336	0- 0	16	167	241	241	32	32
TOTALS	RPI 1-25	RPI 26-50	W-L RECORDS	RPI 51-100	RPI 101-150	RPI 150+			
5- 25	0- 2	0- 1	OVERALL	0- 4	0- 2	5- 16			
2- 7	0- 0	0- 0	HOME	0- 0	0- 0	2- 7			
2- 16	0- 2	0- 1	AWAY	0- 3	0- 2	2- 8			
1- 2	0- 0	0- 0	NEUTRAL	0- 1	0- 0	1- 1			
0- 12	0- 2	0- 1	NON-CONFERENCE	0- 4	0- 2	0- 3			
0- 1	0- 0	0- 0	HOME	0- 0	0- 0	0- 1			
0- 10	0- 2	0- 1	AWAY	0- 3	0- 2	0- 2			
0- 1	0- 0	0- 0	NEUTRAL	0- 1	0- 0	0- 0			
5- 13	0- 0	0- 0	CONFERENCE	0- 0	0- 0	5- 13			
2- 6	0- 0	0- 0	HOME	0- 0	0- 0	2- 6			
2- 6	0- 0	0- 0	AWAY	0- 0	0- 0	2- 6			
1- 1	0- 0	0- 0	NEUTRAL	0- 0	0- 0	1- 1			

RPI 1-25				RPI 26-50				RPI 51-100				RPI 101+ Team's RPI: 314			
RPI	S	Opponent	Score	RPI	S	Opponent	Score	RPI	S	Opponent	Score	RPI	S	Opponent	Score
8	A	Mississippi St.	38 <b>110</b>	32	A	Ohio	62 <b>87</b>	64	A	FGCU	61 <b>93</b>	106	A	Minnesota	52 <b>84</b>
14	A	Maryland	36 <b>93</b>					78	A	West Virginia	37 <b>78</b>	108	A	Old Dominion	51 <b>81</b>
								96	N	UAB	61 <b>86</b>	195	A	N.C. A&T	42 <b>66</b>
								98	A	Virginia	41 <b>55</b>	203	A	UMES	54 <b>74</b>
												219	A	Marshall	67 <b>88</b>
												220	H	Bethune-Cookman	65 <b>71</b>
												220	N	Bethune-Cookman	49 <b>55</b>
												232	H	Howard	81 <b>88</b>
												259	A	Norfolk St.	54 51
												259	H	Norfolk St.	63 <b>68</b>
												275	A	Niagara	69 <b>71</b>
												299	A	South Carolina St.	55 <b>60</b>
												299	H	South Carolina St.	59 <b>75</b>
												303	H	UMBC	52 <b>57</b>
												311	A	Morgan St.	47 <b>70</b>
												311	H	Morgan St.	57 <b>74</b>
												311	N	Morgan St.	50 48
												335	A	N.C. Central	57 <b>62</b>
												340	A	Delaware St.	71 57
												340	H	Delaware St.	85 59
												345	A	Savannah St.	57 <b>68</b>
												345	H	Savannah St.	70 <b>76</b>
												346	H	Florida A&M	73 53
LAST 12 Division I GAMES:															
		311 N Morgan St.	50 48			203 A UMES	54 <b>74</b>								
		220 N Bethune-Cookman	49 <b>55</b>			299 A South Carolina St.	55 <b>60</b>								
		311 A Morgan St.	47 <b>70</b>			345 A Savannah St.	57 <b>68</b>								
		259 A Norfolk St.	54 51			311 H Morgan St.	57 <b>74</b>								
		340 H Delaware St.	85 59			220 H Bethune-Cookman	65 <b>71</b>								
		232 H Howard	81 <b>88</b>			346 H Florida A&M	73 53								

Non-Div I Games:

Coppin St.

■ Loss, 
 ■ Non-Conf, 
 ■ S Site, 
 ■ Home 
 ■ A Away 
 N Neutral



Average RPI Win: <b>248</b>	WON-LOST	WINNING	LAST 10	STRENGTH OF	OPP. STRENGTH	TEAM	ADJ.	CONF.	ADJ CONF.
Average RPI Loss: <b>135</b>	RECORD	PCT. RANK	GAMES	SCHEDULE	OF SCHEDULE	RPI	RPI	RPI	RPI
DIV. I ONLY	<b>12- 13</b>	<b>191</b>	<b>1- 0</b>	<b>225</b>	<b>195</b>	<b>197</b>	<b>197</b>	<b>11</b>	<b>11</b>
DIV. I NON-CONF.	<b>6- 5</b>	<b>143</b>	<b>0- 0</b>	<b>306</b>	<b>319</b>	<b>212</b>	<b>212</b>	<b>11</b>	<b>11</b>
TOTALS	RPI 1-25	RPI 26-50	W-L RECORDS	RPI 51-100	RPI 101-150	RPI 150+			
12- 13	0- 0	0- 0	OVERALL	0- 6	2- 3	10- 4			
8- 4	0- 0	0- 0	HOME	0- 3	1- 0	7- 1			
4- 9	0- 0	0- 0	AWAY	0- 3	1- 3	3- 3			
0- 0	0- 0	0- 0	NEUTRAL	0- 0	0- 0	0- 0			
6- 5	0- 0	0- 0	NON-CONFERENCE	0- 0	0- 3	6- 2			
5- 0	0- 0	0- 0	HOME	0- 0	0- 0	5- 0			
1- 5	0- 0	0- 0	AWAY	0- 0	0- 3	1- 2			
0- 0	0- 0	0- 0	NEUTRAL	0- 0	0- 0	0- 0			
6- 8	0- 0	0- 0	CONFERENCE	0- 6	2- 0	4- 2			
3- 4	0- 0	0- 0	HOME	0- 3	1- 0	2- 1			
3- 4	0- 0	0- 0	AWAY	0- 3	1- 0	2- 1			
0- 0	0- 0	0- 0	NEUTRAL	0- 0	0- 0	0- 0			

RPI S	Opponent	Score	RPI S	Opponent	Score	RPI S	Opponent	Score	RPI S	Opponent	Score	Team's RPI: 197
						51	A Princeton	64 <b>68</b>	106	A Minnesota	45 <b>65</b>	
						51	H Princeton	46 <b>75</b>	126	A Lehigh	54 <b>67</b>	
						58	A Penn	58 <b>69</b>	135	A Yale	43 41	
						58	H Penn	46 <b>59</b>	135	H Yale	66 56	
						86	A Harvard	38 <b>80</b>	136	A Stony Brook	61 <b>63</b>	
						86	H Harvard	61 <b>68</b>	202	H Hampton	79 53	
									210	A Dartmouth	57 47	
									210	H Dartmouth	56 <b>63</b>	
									235	H Albany (NY)	48 34	
									250	A Columbia	57 <b>65</b>	
									250	H Columbia	60 51	
									252	A Binghamton	61 <b>72</b>	
									261	H St. Bonaventure	58 44	
									281	A Colorado St.	53 <b>56</b>	
									282	A Brown	65 53	
									282	H Brown	66 48	
									320	A Lafayette	62 59	
									327	H UMass Lowell	63 54	
									340	H Delaware St.	94 59	
LAST 12 Division I GAMES:												
210	A Dartmouth	57 47	135	A Yale	43 41							
86	A Harvard	38 <b>80</b>	282	A Brown	65 53							
282	H Brown	66 48	86	H Harvard	61 <b>68</b>							
135	H Yale	66 56	210	H Dartmouth	56 <b>63</b>							
58	A Penn	58 <b>69</b>	51	H Princeton	46 <b>75</b>							
51	A Princeton	64 <b>68</b>	58	H Penn	46 <b>59</b>							

Non-Div I Games:

Cornell

■ Loss, 
 ■ Non-Conf, 
 ■ S Site, 
 ■ Home 
 ■ A Away 
 N Neutral



Creighton

Through Games Of March 14, 2019

Average RPI Win:	154	WON-LOST	WINNING	LAST 10	STRENGTH OF	OPP. STRENGTH	TEAM	ADJ.	CONF.	ADJ CONF.
Average RPI Loss:	59	RECORD	PCT. RANK	GAMES	SCHEDULE	OF SCHEDULE	RPI	RPI	RPI	RPI
DIV. I ONLY	15- 16	182	1- 0	37	55	93	93	6	6	
DIV. I NON-CONF.	6- 5	143	0- 0	103	44	101	101	4	4	
TOTALS	RPI 1-25	RPI 26-50	W-L RECORDS	RPI 51-100	RPI 101-150	RPI 150+				
15- 16	2- 5	0- 2	OVERALL	3- 6	4- 3	6- 0				
6- 7	1- 2	0- 1	HOME	2- 2	1- 2	2- 0				
6- 9	1- 3	0- 1	AWAY	0- 4	2- 1	3- 0				
3- 0	0- 0	0- 0	NEUTRAL	1- 0	1- 0	1- 0				
6- 5	0- 2	0- 2	NON-CONFERENCE	1- 1	1- 0	4- 0				
2- 2	0- 1	0- 1	HOME	1- 0	0- 0	1- 0				
2- 3	0- 1	0- 1	AWAY	0- 1	0- 0	2- 0				
2- 0	0- 0	0- 0	NEUTRAL	0- 0	1- 0	1- 0				
9- 11	2- 3	0- 0	CONFERENCE	2- 5	3- 3	2- 0				
4- 5	1- 1	0- 0	HOME	1- 2	1- 2	1- 0				
4- 6	1- 2	0- 0	AWAY	0- 3	2- 1	1- 0				
1- 0	0- 0	0- 0	NEUTRAL	1- 0	0- 0	0- 0				

RPI S	Opponent	Score	RPI S	Opponent	Score	RPI S	Opponent	Score	Team's RPI: 93	RPI S	Opponent	Score
12	A Marquette	67 85	26	A South Dakota St.	48 74	55	A Villanova	62 67		114	N South Fla.	83 76
12	H Marquette	71 65	40	H South Dakota	65 77	55	H Villanova	52 54		116	A St. John's (NY)	65 63
16	H Drake	69 85				68	A Georgetown	53 62		116	H St. John's (NY)	45 51
20	A DePaul	69 80				68	H Georgetown	65 38		120	A Providence	73 64
20	A DePaul	85 82				75	A Butler	46 66		120	H Providence	63 77
20	H DePaul	67 74				75	H Butler	43 75		141	A Seton Hall	75 82
21	A Florida St.	52 71				75	N Butler	60 51		141	H Seton Hall	80 71
						88	A UNI	55 65		209	N Vanderbilt	75 55
						95	H Nebraska	74 65		215	A Xavier	53 52
										215	H Xavier	66 62
										257	A Wichita St.	83 71
										321	A North Dakota St.	86 51
										326	H Omaha	66 51
LAST 12 Division I GAMES:												
75	N Butler	60 51	75	A Butler	46 66							
20	A DePaul	69 80	141	H Seton Hall	80 71							
20	H DePaul	67 74	116	H St. John's (NY)	45 51							
12	H Marquette	71 65	55	A Villanova	62 67							
120	A Providence	73 64	68	A Georgetown	53 62							
215	A Xavier	53 52	120	H Providence	63 77							

Non-Div I Games:

Creighton

Loss, Non-Conf, S Site, H Home A Away N Neutral



Average RPI Win: <b>254</b>	WON-LOST	WINNING	LAST 10	STRENGTH OF	OPP. STRENGTH	TEAM	ADJ.	CONF.	ADJ CONF.
Average RPI Loss: <b>128</b>	RECORD	PCT. RANK	GAMES	SCHEDULE	OF SCHEDULE	RPI	RPI	RPI	RPI
DIV. I ONLY	<b>13- 14</b>	<b>189</b>	<b>0- 1</b>	<b>261</b>	<b>154</b>	<b>210</b>	<b>210</b>	<b>11</b>	<b>11</b>
DIV. I NON-CONF.	<b>7- 6</b>	<b>153</b>	<b>0- 1</b>	<b>324</b>	<b>247</b>	<b>249</b>	<b>249</b>	<b>11</b>	<b>11</b>
TOTALS	RPI 1-25	RPI 26-50	W-L RECORDS	RPI 51-100	RPI 101-150	RPI 150+			
13- 14	0- 0	0- 1	OVERALL	0- 7	1- 2	12- 4			
8- 5	0- 0	0- 1	HOME	0- 3	1- 0	7- 1			
5- 7	0- 0	0- 0	AWAY	0- 3	0- 2	5- 2			
0- 2	0- 0	0- 0	NEUTRAL	0- 1	0- 0	0- 1			
7- 6	0- 0	0- 1	NON-CONFERENCE	0- 1	0- 1	7- 3			
5- 1	0- 0	0- 1	HOME	0- 0	0- 0	5- 0			
2- 3	0- 0	0- 0	AWAY	0- 0	0- 1	2- 2			
0- 2	0- 0	0- 0	NEUTRAL	0- 1	0- 0	0- 1			
6- 8	0- 0	0- 0	CONFERENCE	0- 6	1- 1	5- 1			
3- 4	0- 0	0- 0	HOME	0- 3	1- 0	2- 1			
3- 4	0- 0	0- 0	AWAY	0- 3	0- 1	3- 0			
0- 0	0- 0	0- 0	NEUTRAL	0- 0	0- 0	0- 0			

RPI S	Opponent	Score	RPI S	Opponent	Score	RPI S	Opponent	Score	RPI S	Opponent	Score	Team's RPI: 210
36	H Buffalo	69 75	51	A Princeton	47 64	132	A Boston College	68 99				
			51	H Princeton	75 82	135	A Yale	49 64				
			58	A Penn	52 56	135	H Yale	56 54				
			58	H Penn	44 60	174	H Boston U.	64 44				
			70	N Middle Tenn.	58 70	197	A Cornell	63 56				
			86	A Harvard	46 56	197	H Cornell	47 57				
			86	H Harvard	57 73	250	A Columbia	70 69				
						250	H Columbia	60 48				
						252	H Binghamton	63 39				
						263	A Cal St. Fullerton	62 67				
						268	H Loyola Maryland	54 41				
						276	A San Diego	76 78				
						280	A Vermont	66 42				
						282	A Brown	81 61				
						282	H Brown	78 43				
						284	H Fairfield	59 46				
						288	N UC Santa Barbara	56 62				
						318	A New Hampshire	62 42				
						327	H UMass Lowell	70 54				
LAST 12 Division I GAMES:												
288	N UC Santa Barbara	56 62	135	H Yale	56 54							
197	H Cornell	47 57	51	H Princeton	75 82							
250	H Columbia	60 48	58	H Penn	44 60							
58	A Penn	52 56	250	A Columbia	70 69							
51	A Princeton	47 64	197	A Cornell	63 56							
282	H Brown	78 43	135	A Yale	49 64							

Non-Div I Games:

Dartmouth



## Davidson

Through Games Of March 14, 2019

Average RPI Win: <b>207</b>	WON-LOST	WINNING	LAST 10	STRENGTH OF	OPP. STRENGTH	TEAM	ADJ.	CONF.	ADJ CONF.
Average RPI Loss: <b>147</b>	RECORD	PCT. RANK	GAMES	SCHEDULE	OF SCHEDULE	RPI	RPI	RPI	RPI
DIV. I ONLY	<b>16- 14</b>	<b>154</b>	<b>1- 1</b>	<b>179</b>	<b>157</b>	<b>153</b>	<b>153</b>	<b>17</b>	<b>17</b>
DIV. I NON-CONF.	<b>5- 7</b>	<b>206</b>	<b>0- 0</b>	<b>120</b>	<b>133</b>	<b>150</b>	<b>150</b>	<b>16</b>	<b>16</b>
TOTALS	RPI 1-25	RPI 26-50	W-L RECORDS	RPI 51-100	RPI 101-150	RPI 150+			
16- 14	0- 1	1- 0	OVERALL	1- 3	2- 4	12- 6			
9- 4	0- 0	0- 0	HOME	0- 1	1- 1	8- 2			
7- 9	0- 1	1- 0	AWAY	1- 2	1- 2	4- 4			
0- 1	0- 0	0- 0	NEUTRAL	0- 0	0- 1	0- 0			
5- 7	0- 1	1- 0	NON-CONFERENCE	0- 1	1- 2	3- 3			
3- 1	0- 0	0- 0	HOME	0- 0	1- 1	2- 0			
2- 6	0- 1	1- 0	AWAY	0- 1	0- 1	1- 3			
0- 0	0- 0	0- 0	NEUTRAL	0- 0	0- 0	0- 0			
11- 7	0- 0	0- 0	CONFERENCE	1- 2	1- 2	9- 3			
6- 3	0- 0	0- 0	HOME	0- 1	0- 0	6- 2			
5- 3	0- 0	0- 0	AWAY	1- 1	1- 1	3- 1			
0- 1	0- 0	0- 0	NEUTRAL	0- 0	0- 1	0- 0			

RPI 1-25				RPI 26-50				RPI 51-100				RPI 101+ Team's RPI: 153			
RPI	S	Opponent	Score	RPI	S	Opponent	Score	RPI	S	Opponent	Score	RPI	S	Opponent	Score
9	A	NC State	45 <b>75</b>	49	A	Clemson	90 80	51	A	Princeton	57 <b>65</b>	104	A	Charlotte	66 <b>78</b>
								83	A	Fordham	60 56	113	H	High Point	71 62
								83	H	Fordham	42 <b>58</b>	119	A	Dayton	69 <b>83</b>
								92	A	VCU	54 <b>61</b>	119	N	Dayton	67 <b>84</b>
												124	H	Appalachian St.	78 <b>81</b>
												134	A	Duquesne	62 47
												161	H	William & Mary	76 65
												178	A	UNC Asheville	56 <b>69</b>
												182	H	Saint Louis	60 57
												206	A	Massachusetts	64 49
												206	H	Massachusetts	58 <b>70</b>
												218	A	George Washington	62 42
												226	H	George Mason	67 59
												236	A	Saint Joseph's	54 <b>66</b>
												237	A	Elon	72 <b>73</b>
												242	A	Gardner-Webb	49 <b>54</b>
												258	A	Rhode Island	77 67
												258	H	Rhode Island	58 <b>64</b>
												261	H	St. Bonaventure	67 55
												261	H	St. Bonaventure	74 49
												274	H	Richmond	78 55
												279	A	Charleston So.	72 34
												285	H	La Salle	80 61
												315	H	Presbyterian	83 56
LAST 12 Division I GAMES:															
				119	N	Dayton	67 <b>84</b>	206	A	Massachusetts	64 49				
				261	H	St. Bonaventure	74 49	83	H	Fordham	42 <b>58</b>				
				92	A	VCU	54 <b>61</b>	261	H	St. Bonaventure	67 55				
				258	H	Rhode Island	58 <b>64</b>	236	A	Saint Joseph's	54 <b>66</b>				
				182	H	Saint Louis	60 57	285	H	La Salle	80 61				
				119	A	Dayton	69 <b>83</b>	218	A	George Washington	62 42				

Non-Div I Games: Queens (NC) 80 47

Davidson

■ Loss, 
 ■ Non-Conf, 
 ■ S Site, 
 ■ Home 
 ■ A Away 
 N Neutral



Average RPI Win: <b>197</b>	WON-LOST	WINNING	LAST 10	STRENGTH OF	OPP. STRENGTH	TEAM	ADJ.	CONF.	ADJ CONF.
Average RPI Loss: <b>102</b>	RECORD	PCT. RANK	GAMES	SCHEDULE	OF SCHEDULE	RPI	RPI	RPI	RPI
DIV. I ONLY	17- 13	132	2- 0	99	126	119	119	17	17
DIV. I NON-CONF.	5- 6	177	0- 0	21	40	94	94	16	16
TOTALS	RPI 1-25	RPI 26-50	W-L RECORDS	RPI 51-100	RPI 101-150	RPI 150+			
17- 13	0- 2	1- 1	OVERALL	3- 6	0- 1	13- 3			
13- 1	0- 0	1- 0	HOME	2- 1	0- 0	10- 0			
2- 10	0- 2	0- 1	AWAY	0- 3	0- 1	2- 3			
2- 2	0- 0	0- 0	NEUTRAL	1- 2	0- 0	1- 0			
5- 6	0- 2	1- 1	NON-CONFERENCE	2- 3	0- 0	2- 0			
4- 1	0- 0	1- 0	HOME	1- 1	0- 0	2- 0			
0- 4	0- 2	0- 1	AWAY	0- 1	0- 0	0- 0			
1- 1	0- 0	0- 0	NEUTRAL	1- 1	0- 0	0- 0			
12- 7	0- 0	0- 0	CONFERENCE	1- 3	0- 1	11- 3			
9- 0	0- 0	0- 0	HOME	1- 0	0- 0	8- 0			
2- 6	0- 0	0- 0	AWAY	0- 2	0- 1	2- 3			
1- 1	0- 0	0- 0	NEUTRAL	0- 1	0- 0	1- 0			

RPI 1-25				RPI 26-50				RPI 51-100				RPI 101+ Team's RPI: 119			
RPI	S	Opponent	Score	RPI	S	Opponent	Score	RPI	S	Opponent	Score	RPI	S	Opponent	Score
14	A	Maryland	71 <b>82</b>	35	A	James Madison	55 <b>68</b>	66	N	Georgia Tech	85 66	134	A	Duquesne	57 <b>85</b>
19	A	South Carolina	55 <b>65</b>	36	H	Buffalo	72 59	67	A	Green Bay	35 <b>51</b>	153	H	Davidson	83 69
								73	N	Virginia Tech	57 <b>69</b>	153	N	Davidson	84 67
								80	H	Toledo	70 49	182	A	Saint Louis	65 <b>68</b>
								83	A	Fordham	48 <b>57</b>	182	H	Saint Louis	73 57
								83	H	Fordham	72 50	206	H	Massachusetts	75 47
								92	A	VCU	62 <b>64</b>	218	A	George Washington	45 <b>46</b>
								92	N	VCU	52 <b>61</b>	218	H	George Washington	62 53
								94	H	Northeastern	79 <b>84</b>	226	A	George Mason	51 <b>54</b>
												236	H	Saint Joseph's	72 65
												248	H	Colgate	67 58
												258	A	Rhode Island	74 62
												261	A	St. Bonaventure	62 49
												274	H	Richmond	71 50
												285	H	La Salle	65 38
												285	H	La Salle	84 45
												331	H	Evansville	69 30
LAST 12 Division I GAMES:															
285	H	La Salle	65 38	153	H	Davidson	83 69								
153	N	Davidson	84 67	218	H	George Washington	62 53								
92	N	VCU	52 <b>61</b>	92	A	VCU	62 <b>64</b>								
182	H	Saint Louis	73 57	134	A	Duquesne	57 <b>85</b>								
83	A	Fordham	48 <b>57</b>	274	H	Richmond	71 50								
226	A	George Mason	51 <b>54</b>	258	A	Rhode Island	74 62								

Non-Div I Games:

Dayton

■ Loss, 
 ■ Non-Conf, 
 ■ S Site, 
 ■ Home 
 ■ A Away 
 N Neutral



Average RPI Win: <b>125</b>	WON-LOST	WINNING	LAST 10	STRENGTH OF	OPP. STRENGTH	TEAM	ADJ.	CONF.	ADJ CONF.
Average RPI Loss: <b>39</b>	RECORD	PCT. RANK	GAMES	SCHEDULE	OF SCHEDULE	RPI	RPI	RPI	RPI
DIV. I ONLY	26- 7	34	1- 0	42	28	20	20	6	6
DIV. I NON-CONF.	9- 3	62	0- 0	74	8	38	38	4	4
TOTALS	RPI 1-25	RPI 26-50	W-L RECORDS	RPI 51-100	RPI 101-150	RPI 150+			
26- 7	1- 5	1- 0	OVERALL	10- 1	7- 1	7- 0			
14- 4	1- 2	0- 0	HOME	5- 1	4- 1	4- 0			
10- 2	0- 2	0- 0	AWAY	4- 0	3- 0	3- 0			
2- 1	0- 1	1- 0	NEUTRAL	1- 0	0- 0	0- 0			
9- 3	0- 3	1- 0	NON-CONFERENCE	2- 0	1- 0	5- 0			
5- 1	0- 1	0- 0	HOME	1- 0	1- 0	3- 0			
2- 1	0- 1	0- 0	AWAY	0- 0	0- 0	2- 0			
2- 1	0- 1	1- 0	NEUTRAL	1- 0	0- 0	0- 0			
17- 4	1- 2	0- 0	CONFERENCE	8- 1	6- 1	2- 0			
9- 3	1- 1	0- 0	HOME	4- 1	3- 1	1- 0			
8- 1	0- 1	0- 0	AWAY	4- 0	3- 0	1- 0			
0- 0	0- 0	0- 0	NEUTRAL	0- 0	0- 0	0- 0			

RPI S	Opponent	Score	RPI S	Opponent	Score	RPI S	Opponent	Score	RPI S	Opponent	Score
1	H Notre Dame	77 <b>101</b>	31	N Kansas St.	79 59	51	N Princeton	82 67	115	H Northwestern	76 60
6	A UConn	63 <b>99</b>				55	A Villanova	66 59	116	A St. John's (NY)	70 62
10	N Syracuse	81 <b>83</b>				55	H Villanova	93 70	116	H St. John's (NY)	73 64
12	A Marquette	63 <b>96</b>				67	H Green Bay	73 64	120	A Providence	76 61
12	H Marquette	87 <b>93</b>				68	A Georgetown	69 64	120	H Providence	85 60
12	H Marquette	74 73				68	H Georgetown	76 71	120	H Providence	88 62
						75	A Butler	86 78	141	A Seton Hall	94 85
						75	H Butler	76 62	141	H Seton Hall	73 <b>84</b>
						93	A Creighton	74 67	155	A Oklahoma	87 76
						93	H Creighton	80 69	166	H Temple	102 88
						93	H Creighton	82 <b>85</b>	215	A Xavier	73 71
									215	H Xavier	81 48
									253	A Loyola Chicago	102 76
									304	H Tennessee St.	95 73
									345	H Savannah St.	124 61
LAST 12 Division I GAMES:											
120	H Providence	85 60	215	H Xavier	81 48						
12	H Marquette	74 73	116	A St. John's (NY)	70 62						
93	H Creighton	80 69	141	A Seton Hall	94 85						
93	A Creighton	74 67	68	H Georgetown	76 71						
120	A Providence	76 61	55	H Villanova	93 70						
75	H Butler	76 62	12	H Marquette	87 <b>93</b>						

Non-Div I Games:

DePaul



Delaware

Through Games Of March 14, 2019

Average RPI Win:	217	WON-LOST	WINNING	LAST 10	STRENGTH OF	OPP. STRENGTH	TEAM	ADJ.	CONF.	ADJ CONF.
Average RPI Loss:	98	RECORD	PCT. RANK	GAMES	SCHEDULE	OF SCHEDULE	RPI	RPI	RPI	RPI
DIV. I ONLY	16- 15	164	0- 1	88	167	137	137	10	10	
DIV. I NON-CONF.	5- 7	206	0- 0	108	288	179	179	10	10	
TOTALS	RPI 1-25	RPI 26-50	W-L RECORDS	RPI 51-100	RPI 101-150	RPI 150+				
16- 15	0- 2	0- 2	OVERALL	1- 4	2- 5	13- 2				
8- 6	0- 2	0- 1	HOME	1- 1	1- 2	6- 0				
6- 7	0- 0	0- 1	AWAY	0- 3	1- 1	5- 2				
2- 2	0- 0	0- 0	NEUTRAL	0- 0	0- 2	2- 0				
5- 7	0- 2	0- 0	NON-CONFERENCE	0- 1	0- 2	5- 2				
2- 2	0- 2	0- 0	HOME	0- 0	0- 0	2- 0				
1- 3	0- 0	0- 0	AWAY	0- 1	0- 0	1- 2				
2- 2	0- 0	0- 0	NEUTRAL	0- 0	0- 2	2- 0				
11- 8	0- 0	0- 2	CONFERENCE	1- 3	2- 3	8- 0				
6- 4	0- 0	0- 1	HOME	1- 1	1- 2	4- 0				
5- 4	0- 0	0- 1	AWAY	0- 2	1- 1	4- 0				
0- 0	0- 0	0- 0	NEUTRAL	0- 0	0- 0	0- 0				

RPI S	Opponent	Score	RPI S	Opponent	Score	RPI S	Opponent	Score	RPI S	Opponent	Score	Team's RPI: 137
14	H Maryland	53 77	35	A James Madison	51 56	63	A Drexel	41 58	122	A Towson	70 57	
15	H UCF	60 71	35	H James Madison	43 68	63	H Drexel	40 57	122	H Towson	49 59	
						88	A UNI	67 79	122	H Towson	48 56	
						94	A Northeastern	62 75	123	A UNCW	64 72	
						94	H Northeastern	77 63	123	H UNCW	65 53	
									147	N Montana St.	60 69	
									149	N Bradley	47 59	
									157	N Nicholls St.	71 56	
									161	A William & Mary	70 59	
									161	H William & Mary	68 52	
									174	A Boston U.	61 72	
									224	A Hofstra	78 59	
									224	H Hofstra	57 47	
									226	A George Mason	46 72	
									236	H Saint Joseph's	48 39	
									237	A Elon	74 63	
									237	H Elon	71 59	
									242	H Gardner-Webb	69 45	
									296	A Col. of Charleston	72 60	
									296	H Col. of Charleston	74 50	
									320	N Lafayette	65 47	
									340	A Delaware St.	85 77	
LAST 12 Division I GAMES:												
122	H Towson	49 59	237	H Elon	71 59							
320	N Lafayette	65 47	123	A UNCW	64 72							
157	N Nicholls St.	71 56	296	A Col. of Charleston	72 60							
35	A James Madison	51 56	224	H Hofstra	57 47							
122	A Towson	70 57	94	H Northeastern	77 63							
161	H William & Mary	68 52	63	A Drexel	41 58							

Non-Div I Games:

Delaware

Loss, Non-Conf, S Site, H Home A Away N Neutral



Schedule 50:				Through Games Of March 11, 2015						
Average RPI Win:	291	WON-LOST	WINNING	LAST 10	STRENGTH OF	OPP. STRENGTH	TEAM	ADJ.	CONF.	ADJ CONF.
Average RPI Loss:	219	RECORD	PCT. RANK	GAMES	SCHEDULE	OF SCHEDULE	RPI	RPI	RPI	RPI
DIV. I ONLY	5- 21	324	0- 1	300	344	340	340	32	32	
DIV. I NON-CONF.	0- 9	336	0- 0	121	210	320	320	32	32	
TOTALS	RPI 1-25	RPI 26-50	W-L RECORDS	RPI 51-100	RPI 101-150	RPI 150+				
5- 21	0- 0	0- 1	OVERALL	0- 1	0- 2	5- 17				
5- 5	0- 0	0- 1	HOME	0- 0	0- 1	5- 3				
0- 15	0- 0	0- 0	AWAY	0- 1	0- 1	0- 13				
0- 1	0- 0	0- 0	NEUTRAL	0- 0	0- 0	0- 1				
0- 9	0- 0	0- 1	NON-CONFERENCE	0- 1	0- 2	0- 5				
0- 2	0- 0	0- 1	HOME	0- 0	0- 1	0- 0				
0- 7	0- 0	0- 0	AWAY	0- 1	0- 1	0- 5				
0- 0	0- 0	0- 0	NEUTRAL	0- 0	0- 0	0- 0				
5- 12	0- 0	0- 0	CONFERENCE	0- 0	0- 0	5- 12				
5- 3	0- 0	0- 0	HOME	0- 0	0- 0	5- 3				
0- 8	0- 0	0- 0	AWAY	0- 0	0- 0	0- 8				
0- 1	0- 0	0- 0	NEUTRAL	0- 0	0- 0	0- 1				

[illegible]

Non-Div I Games: Post

65 53

Cheyney

79 59

Delaware St.

Loss, Non-Conf, S Site, H Home A Away N Neutral



Average RPI Win: <b>224</b>	WON-LOST	WINNING	LAST 10	STRENGTH OF	OPP. STRENGTH	TEAM	ADJ.	CONF.	ADJ CONF.
Average RPI Loss: <b>157</b>	RECORD	PCT. RANK	GAMES	SCHEDULE	OF SCHEDULE	RPI	RPI	RPI	RPI
DIV. I ONLY	17- 13	132	0- 1	245	201	165	165	19	19
DIV. I NON-CONF.	7- 6	153	0- 0	165	195	160	160	18	18
-----									
TOTALS	RPI 1-25	RPI 26-50	W-L RECORDS	RPI 51-100	RPI 101-150	RPI 150+			
17- 13	0- 0	1- 3	OVERALL	2- 2	1- 2	13- 6			
13- 2	0- 0	1- 1	HOME	2- 0	1- 0	9- 1			
4- 10	0- 0	0- 2	AWAY	0- 2	0- 2	4- 4			
0- 1	0- 0	0- 0	NEUTRAL	0- 0	0- 0	0- 1			
7- 6	0- 0	0- 0	NON-CONFERENCE	2- 2	1- 2	4- 2			
6- 1	0- 0	0- 0	HOME	2- 0	1- 0	3- 1			
1- 5	0- 0	0- 0	AWAY	0- 2	0- 2	1- 1			
0- 0	0- 0	0- 0	NEUTRAL	0- 0	0- 0	0- 0			
10- 7	0- 0	1- 3	CONFERENCE	0- 0	0- 0	9- 4			
7- 1	0- 0	1- 1	HOME	0- 0	0- 0	6- 0			
3- 5	0- 0	0- 2	AWAY	0- 0	0- 0	3- 3			
0- 1	0- 0	0- 0	NEUTRAL	0- 0	0- 0	0- 1			

RPI 1-25				RPI 26-50				RPI 51-100				RPI 101+				Team's RPI: 165	
RPI	S	Opponent	Score	RPI	S	Opponent	Score	RPI	S	Opponent	Score	RPI	S	Opponent	Score		
				26	A	South Dakota St.	59 76	53	H	Lamar University	117 110	105	H	Loyola Marymount	104 75		
				26	H	South Dakota St.	67 83	61	A	Wyoming	74 78	128	A	Northern Colo.	66 74		
				40	A	South Dakota	58 73	72	H	American	83 54	138	A	New Mexico St.	64 66		
				40	H	South Dakota	104 99	95	A	Nebraska	71 96	159	A	Oral Roberts	66 74		
												159	H	Oral Roberts	93 76		
												223	A	North Dakota	92 91		
												223	H	North Dakota	87 66		
												223	N	North Dakota	67 80		
												229	H	UMKC	92 75		
												241	A	Western Ill.	78 87		
												241	H	Western Ill.	94 85		
												261	H	St. Bonaventure	76 62		
												272	A	Southern Utah	71 70		
												281	A	Colorado St.	79 84		
												289	H	Samford	83 87		
												297	H	Air Force	92 66		
												321	A	North Dakota St.	87 67		
												321	H	North Dakota St.	81 54		
												326	A	Omaha	95 68		
												326	H	Omaha	82 76		
												334	A	Purdue Fort Wayne	55 70		
												334	H	Purdue Fort Wayne	82 62		
LAST 12 Division I GAMES:																	
				223	N	North Dakota	67 80	321	A	North Dakota St.	87 67						
				326	H	Omaha	82 76	159	A	Oral Roberts	66 74						
				241	H	Western Ill.	94 85	26	H	South Dakota St.	67 83						
				223	A	North Dakota	92 91	334	A	Purdue Fort Wayne	55 70						
				40	A	South Dakota	58 73	159	H	Oral Roberts	93 76						
				334	H	Purdue Fort Wayne	82 62	321	H	North Dakota St.	81 54						

Non-Div I Games:

Denver

■ Loss, 
 ■ Non-Conf, 
 ■ S Site, 
 ■ Home 
 ■ A Away 
 N Neutral



Detroit Mercy

Through Games Of March 14, 2019

Average RPI Win: <b>314</b>	WON-LOST	WINNING	LAST 10	STRENGTH OF	OPP. STRENGTH	TEAM	ADJ.	CONF.	ADJ CONF.
Average RPI Loss: <b>174</b>	RECORD	PCT. RANK	GAMES	SCHEDULE	OF SCHEDULE	RPI	RPI	RPI	RPI
DIV. I ONLY	3- 25	343	0- 1	292	198	336	336	21	21
DIV. I NON-CONF.	1- 9	326	0- 0	260	153	325	325	19	19
TOTALS	RPI 1-25	RPI 26-50	W-L RECORDS	RPI 51-100	RPI 101-150	RPI 150+			
3- 25	0- 0	0- 2	OVERALL	0- 5	0- 5	3- 13			
1- 11	0- 0	0- 1	HOME	0- 2	0- 2	1- 6			
2- 14	0- 0	0- 1	AWAY	0- 3	0- 3	2- 7			
0- 0	0- 0	0- 0	NEUTRAL	0- 0	0- 0	0- 0			
1- 9	0- 0	0- 2	NON-CONFERENCE	0- 1	0- 1	1- 5			
0- 3	0- 0	0- 1	HOME	0- 0	0- 0	0- 2			
1- 6	0- 0	0- 1	AWAY	0- 1	0- 1	1- 3			
0- 0	0- 0	0- 0	NEUTRAL	0- 0	0- 0	0- 0			
2- 16	0- 0	0- 0	CONFERENCE	0- 4	0- 4	2- 8			
1- 8	0- 0	0- 0	HOME	0- 2	0- 2	1- 4			
1- 8	0- 0	0- 0	AWAY	0- 2	0- 2	1- 4			
0- 0	0- 0	0- 0	NEUTRAL	0- 0	0- 0	0- 0			

RPI S	Opponent	Score	RPI S	Opponent	Score	RPI S	Opponent	Score	RPI S	Opponent	Score	Team's RPI: 336
44	H Miami (OH)	59 78	46	A Michigan	62 95	56	A Wright St.	59 78	101	A Ohio St.	41 55	
						56	H Wright St.	73 76	121	A Youngstown St.	45 91	
						67	A Green Bay	37 82	121	H Youngstown St.	59 85	
						67	H Green Bay	40 65	130	A IUPUI	47 82	
						80	A Toledo	60 77	130	H IUPUI	41 58	
									194	A Eastern Mich.	53 60	
									198	A Milwaukee	34 59	
									198	H Milwaukee	44 62	
									214	A Bowling Green	73 79	
									244	A Northern Ky.	56 68	
									244	H Northern Ky.	63 81	
									253	A Loyola Chicago	43 52	
									265	A Manhattan	58 56	
									269	H Western Mich.	44 54	
									283	A Cleveland St.	51 67	
									283	H Cleveland St.	49 67	
									310	A Oakland	67 74	
									310	H Oakland	65 76	
									326	H Omaha	42 51	
									339	A UIC	42 36	
									339	H UIC	62 45	
LAST 12 Division I GAMES:												
244	H Northern Ky.	63 81	310	H Oakland	65 76							
56	H Wright St.	73 76	121	A Youngstown St.	45 91							
67	A Green Bay	37 82	283	A Cleveland St.	51 67							
198	A Milwaukee	34 59	56	A Wright St.	59 78							
130	H IUPUI	41 58	244	A Northern Ky.	56 68							
339	H UIC	62 45	198	H Milwaukee	44 62							

Non-Div I Games: Mich.-Dearborn 68 60

Detroit Mercy

Loss, Non-Conf, S Site, H Home A Away N Neutral



## Drake

Through Games Of March 14, 2019

Average RPI Win:	169	WON-LOST	WINNING	LAST 10	STRENGTH OF	OPP. STRENGTH	TEAM	ADJ.	CONF.	ADJ CONF.
Average RPI Loss:	23	RECORD	PCT. RANK	GAMES	SCHEDULE	OF SCHEDULE	RPI	RPI	RPI	RPI
DIV. I ONLY	24- 5	18	1- 0	49	93	16	16	13	13	
DIV. I NON-CONF.	7- 4	108	1- 0	8	2	12	12	15	15	
TOTALS	RPI 1-25	RPI 26-50	W-L RECORDS	RPI 51-100	RPI 101-150	RPI 150+				
24- 5	1- 3	2- 1	OVERALL	5- 1	7- 0	9- 0				
10- 2	0- 1	1- 0	HOME	1- 1	4- 0	4- 0				
12- 2	0- 1	0- 1	AWAY	4- 0	3- 0	5- 0				
2- 1	1- 1	1- 0	NEUTRAL	0- 0	0- 0	0- 0				
7- 4	1- 3	2- 1	NON-CONFERENCE	2- 0	1- 0	1- 0				
2- 1	0- 1	1- 0	HOME	0- 0	1- 0	0- 0				
3- 2	0- 1	0- 1	AWAY	2- 0	0- 0	1- 0				
2- 1	1- 1	1- 0	NEUTRAL	0- 0	0- 0	0- 0				
17- 1	0- 0	0- 0	CONFERENCE	3- 1	6- 0	8- 0				
8- 1	0- 0	0- 0	HOME	1- 1	3- 0	4- 0				
9- 0	0- 0	0- 0	AWAY	2- 0	3- 0	4- 0				
0- 0	0- 0	0- 0	NEUTRAL	0- 0	0- 0	0- 0				

RPI	S	Opponent	Score	RPI	S	Opponent	Score	RPI	S	Opponent	Score	RPI	S	Opponent	Score
1	N	Notre Dame	64 82	26	A	South Dakota St.	71 80	69	A	Missouri St.	70 61	139	A	Illinois St.	82 64
7	H	Iowa	82 91	28	N	Rutgers	69 59	69	H	Missouri St.	79 85	139	H	Illinois St.	88 61
11	A	Iowa St.	81 86	40	H	South Dakota	76 64	88	A	UNI	88 64	148	A	Southern Ill.	71 64
19	N	South Carolina	90 85					88	H	UNI	76 61	148	H	Southern Ill.	94 66
								93	A	Creighton	85 69	149	A	Bradley	92 63
								95	A	Nebraska	83 77	149	H	Bradley	95 63
												150	H	CSUN	73 63
												241	A	Western Ill.	98 71
												245	A	Indiana St.	70 68
												245	H	Indiana St.	96 77
												253	A	Loyola Chicago	83 55
												253	H	Loyola Chicago	69 60
												307	A	Valparaiso	88 62
												307	H	Valparaiso	84 53
												331	A	Evansville	78 47
												331	H	Evansville	66 39
LAST 12 Division I GAMES:															
19	N	South Carolina	90 85	245	H	Indiana St.	96 77								
1	N	Notre Dame	64 82	331	H	Evansville	66 39								
149	H	Bradley	95 63	88	H	UNI	76 61								
139	H	Illinois St.	88 61	253	A	Loyola Chicago	83 55								
69	A	Missouri St.	70 61	307	A	Valparaiso	88 62								
148	A	Southern Ill.	71 64	148	H	Southern Ill.	94 66								

Non-Div I Games: Clarke 91 43

Drake

Loss, Non-Conf, S Site, H Home A Away N Neutral



Average RPI Win: <b>199</b>	WON-LOST	WINNING	LAST 10	STRENGTH OF	OPP. STRENGTH	TEAM	ADJ.	CONF.	ADJ CONF.
Average RPI Loss: <b>72</b>	RECORD	PCT. RANK	GAMES	SCHEDULE	OF SCHEDULE	RPI	RPI	RPI	RPI
DIV. I ONLY	23- 7	43	1- 0	109	147	63	63	10	10
DIV. I NON-CONF.	8- 3	72	0- 0	122	261	81	81	10	10
TOTALS	RPI 1-25	RPI 26-50	W-L RECORDS	RPI 51-100	RPI 101-150	RPI 150+			
23- 7	0- 0	1- 3	OVERALL	2- 2	5- 1	15- 1			
9- 5	0- 0	1- 2	HOME	1- 1	2- 1	5- 1			
12- 1	0- 0	0- 1	AWAY	1- 0	3- 0	8- 0			
2- 1	0- 0	0- 0	NEUTRAL	0- 1	0- 0	2- 0			
8- 3	0- 0	1- 1	NON-CONFERENCE	0- 2	0- 0	7- 0			
3- 2	0- 0	1- 1	HOME	0- 1	0- 0	2- 0			
4- 0	0- 0	0- 0	AWAY	0- 0	0- 0	4- 0			
1- 1	0- 0	0- 0	NEUTRAL	0- 1	0- 0	1- 0			
15- 4	0- 0	0- 2	CONFERENCE	2- 0	5- 1	8- 1			
6- 3	0- 0	0- 1	HOME	1- 0	2- 1	3- 1			
8- 1	0- 0	0- 1	AWAY	1- 0	3- 0	4- 0			
1- 0	0- 0	0- 0	NEUTRAL	0- 0	0- 0	1- 0			

RPI S	Opponent	Score	RPI S	Opponent	Score	RPI S	Opponent	Score	RPI S	Opponent	Score
35	A James Madison	47 58	35	H James Madison	35 51	56	N Wright St.	63 71	122	A Towson	77 44
39	H Quinnipiac	52 56	42	H Bucknell	64 42	58	H Penn	39 55	122	H Towson	54 55
						94	A Northeastern	61 59	123	A UNCW	65 53
						94	H Northeastern	76 45	123	H UNCW	67 55
									137	A Delaware	57 40
									137	H Delaware	58 41
									161	A William & Mary	62 58
									161	H William & Mary	72 77
									161	N William & Mary	71 60
									224	A Hofstra	61 49
									224	H Hofstra	62 39
									236	H Saint Joseph's	51 34
									237	A Elon	59 44
									237	H Elon	68 45
									242	H Gardner-Webb	65 48
									265	A Manhattan	53 39
									274	A Richmond	58 35
									278	N Siena	51 39
									280	A Vermont	60 44
									285	A La Salle	58 43
									296	A Col. of Charleston	65 42
									296	H Col. of Charleston	76 53
LAST 12 Division I GAMES:											
161	N William & Mary	71 60	296	A Col. of Charleston	65 42	123	A UNCW	65 53			
280	A Vermont	60 44	94	H Northeastern	76 45	224	H Hofstra	62 39			
122	A Towson	77 44	137	H Delaware	58 41	161	A William & Mary	62 58			
35	A James Madison	47 58									
237	H Elon	68 45									
161	H William & Mary	72 77									

Non-Div I Games:

Drexel



Average RPI Win:	130	WON-LOST	WINNING	LAST 10	STRENGTH OF	OPP. STRENGTH	TEAM	ADJ.	CONF.	ADJ CONF.
Average RPI Loss:	50	RECORD	PCT. RANK	GAMES	SCHEDULE	OF SCHEDULE	RPI	RPI	RPI	RPI
DIV. I ONLY	15- 15	169	1- 0	35	4	77	77	1	1	
DIV. I NON-CONF.	8- 4	91	0- 0	81	51	58	58	1	1	
TOTALS	RPI 1-25	RPI 26-50	W-L RECORDS	RPI 51-100	RPI 101-150	RPI 150+				
15- 15	0- 8	3- 1	OVERALL	2- 3	3- 3	7- 0				
9- 4	0- 3	2- 0	HOME	1- 1	2- 0	4- 0				
4- 8	0- 4	1- 0	AWAY	1- 2	0- 2	2- 0				
2- 3	0- 1	0- 1	NEUTRAL	0- 0	1- 1	1- 0				
8- 4	0- 1	0- 1	NON-CONFERENCE	2- 0	1- 2	5- 0				
5- 0	0- 0	0- 0	HOME	1- 0	1- 0	3- 0				
2- 2	0- 1	0- 0	AWAY	1- 0	0- 1	1- 0				
1- 2	0- 0	0- 1	NEUTRAL	0- 0	0- 1	1- 0				
7- 11	0- 7	3- 0	CONFERENCE	0- 3	2- 1	2- 0				
4- 4	0- 3	2- 0	HOME	0- 1	1- 0	1- 0				
2- 6	0- 3	1- 0	AWAY	0- 2	0- 1	1- 0				
1- 1	0- 1	0- 0	NEUTRAL	0- 0	1- 0	0- 0				

RPI 1-25				RPI 26-50				RPI 51-100				Team's RPI: 77		RPI 101+			
RPI	S	Opponent	Score	RPI	S	Opponent	Score	RPI	S	Opponent	Score			RPI	S	Opponent	Score
1	A	Notre Dame	61 89	30	N	Missouri	54 62	60	A	Maine	66 63			115	A	Northwestern	58 84
3	H	Louisville	51 73	37	A	North Carolina	85 69	64	H	FGCU	57 41			116	H	Marist	64 56
9	A	NC State	51 63	37	H	North Carolina	62 44	66	A	Georgia Tech	64 70			127	H	Pittsburgh	74 55
10	H	Syracuse	55 64	49	H	Clemson	63 59	73	H	Virginia Tech	57 64			127	N	Pittsburgh	86 64
18	H	Miami (FL)	50 58					98	A	Virginia	47 53			132	A	Boston College	90 92
21	A	Florida St.	62 66											133	N	Washington	64 71
21	N	Florida St.	41 51											151	A	Wake Forest	55 44
24	A	Oregon St.	57 71											151	H	Wake Forest	66 52
														186	A	Wisconsin	60 53
														191	H	East Carolina	83 66
														204	H	UNLV	66 38
														217	N	Ball St.	79 62
														237	H	Elon	81 64
LAST 12 Division I GAMES:																	
				127	N	Pittsburgh	86 64	151	A	Wake Forest	55 44						
				21	N	Florida St.	41 51	1	A	Notre Dame	61 89						
				30	N	Missouri	54 62	73	H	Virginia Tech	57 64						
				217	N	Ball St.	79 62	98	A	Virginia	47 53						
				37	H	North Carolina	62 44	37	A	North Carolina	85 69						
				49	H	Clemson	63 59	127	H	Pittsburgh	74 55						



RPI 1-25			
RPI	S	Opponent	Score
10	N	Syracuse	71 87
15	H	UCF	63 71

RPI 26-50			
RPI	S	Opponent	Score
29	A	Texas	41 78

RPI 51-100			
RPI	S	Opponent	Score
59	A	TCU	48 61
80	A	Toledo	52 65
82	A	Kent St.	77 72
83	A	Fordham	46 57
83	N	Fordham	34 76
92	H	VCU	71 68

Team's RPI: 134			
RPI	S	Opponent	Score
119	H	Dayton	85 57
127	H	Pittsburgh	58 66
145	A	Penn St.	64 58
153	H	Davidson	47 62
166	H	Temple	54 53
182	H	Saint Louis	63 67
182	N	Saint Louis	72 51
184	N	Liberty	51 55
193	A	Saint Francis (PA)	93 73
206	A	Massachusetts	66 69
218	A	George Washington	64 53
218	H	George Washington	54 55
222	H	Mt. St. Mary's	73 64
226	A	George Mason	60 57
236	A	Saint Joseph's	67 56
236	H	Saint Joseph's	81 73
240	H	ETSU	66 58
258	A	Rhode Island	75 58
258	H	Rhode Island	106 69
261	A	St. Bonaventure	60 54
261	H	St. Bonaventure	80 64
274	H	Richmond	80 54
285	A	La Salle	66 62

LAST 12 Division I GAMES:			
258	H	Rhode Island	106 69
182	N	Saint Louis	72 51
83	N	Fordham	34 76
261	H	St. Bonaventure	80 64
218	A	George Washington	64 53
92	H	VCU	71 68
236	A	Saint Joseph's	67 56
258	A	Rhode Island	75 58
182	H	Saint Louis	63 67
119	H	Dayton	85 57
206	A	Massachusetts	66 69
83	A	Fordham	46 57

Duquesne

Page 80



Average RPI Win: <b>252</b>	WON-LOST	WINNING	LAST 10	STRENGTH OF	OPP. STRENGTH	TEAM	ADJ.	CONF.	ADJ CONF.
Average RPI Loss: <b>130</b>	RECORD	PCT. RANK	GAMES	SCHEDULE	OF SCHEDULE	RPI	RPI	RPI	RPI
DIV. I ONLY	10- 21	265	0- 1	105	233	240	240	28	28
DIV. I NON-CONF.	2- 14	319	0- 0	19	100	217	217	24	24
TOTALS	RPI 1-25	RPI 26-50	W-L RECORDS	RPI 51-100	RPI 101-150	RPI 150+			
10- 21	0- 1	0- 2	OVERALL	0- 5	1- 6	9- 7			
8- 5	0- 0	0- 0	HOME	0- 1	1- 3	7- 1			
2- 12	0- 0	0- 1	AWAY	0- 3	0- 3	2- 5			
0- 4	0- 1	0- 1	NEUTRAL	0- 1	0- 0	0- 1			
2- 14	0- 1	0- 2	NON-CONFERENCE	0- 5	1- 4	1- 2			
2- 4	0- 0	0- 0	HOME	0- 1	1- 2	1- 1			
0- 7	0- 0	0- 1	AWAY	0- 3	0- 2	0- 1			
0- 3	0- 1	0- 1	NEUTRAL	0- 1	0- 0	0- 0			
8- 7	0- 0	0- 0	CONFERENCE	0- 0	0- 2	8- 5			
6- 1	0- 0	0- 0	HOME	0- 0	0- 1	6- 0			
2- 5	0- 0	0- 0	AWAY	0- 0	0- 1	2- 4			
0- 1	0- 0	0- 0	NEUTRAL	0- 0	0- 0	0- 1			

RPI 1-25			RPI 26-50			RPI 51-100			RPI 101+ Team's RPI: 240		
RPI	S	Opponent	Score	RPI	S	Opponent	Score	RPI	S	Opponent	Score
19	N	South Carolina	55 <b>101</b>	28	N	Rutgers	44 <b>68</b>	57	A	Tennessee	61 <b>80</b>
				43	A	Michigan St.	53 <b>75</b>	76	A	Cincinnati	64 <b>77</b>
								88	A	Radford	64 <b>79</b>
								90	H	Troy	66 <b>84</b>
								97	N	Western Ky.	68 <b>82</b>
LAST 12 Division I GAMES:											
254	N	Wofford	66 <b>75</b>	131	H	Mercer	77 <b>83</b>	103	A	South Alabama	74 <b>81</b>
28	N	Rutgers	44 <b>68</b>	190	A	Furman	55 <b>57</b>	109	H	Houston	77 <b>84</b>
97	N	Western Ky.	68 <b>82</b>	254	A	Wofford	74 <b>77</b>	113	H	High Point	65 <b>73</b>
308	A	UNC Greensboro	72 67	168	H	Chattanooga	64 54	124	H	Appalachian St.	95 64
341	A	Western Caro.	72 41	341	H	Western Caro.	88 80	131	A	Mercer	41 <b>64</b>
289	H	Samford	71 50	308	H	UNC Greensboro	85 76	131	H	Mercer	77 <b>83</b>
				341	A	Western Caro.	72 41	134	A	Duquesne	58 <b>66</b>
				341	H	Western Caro.	88 80	168	A	Chattanooga	67 <b>76</b>
								168	H	Chattanooga	64 54
								178	A	UNC Asheville	55 <b>56</b>
								184	H	Liberty	86 <b>89</b>
								190	A	Furman	55 <b>57</b>
								190	H	Furman	75 70
								195	H	N.C. A&T	61 56
								254	A	Wofford	74 <b>77</b>
								254	H	Wofford	92 79
								254	N	Wofford	66 <b>75</b>
								289	A	Samford	58 <b>79</b>
								289	H	Samford	71 50
								308	A	UNC Greensboro	72 67
								308	H	UNC Greensboro	85 76
								341	A	Western Caro.	72 41
								341	H	Western Caro.	88 80

Non-Div I Games:

ETSU

■ Loss, 
 ■ Non-Conf, 
 ■ S Site, 
 ■ Home 
 ■ A Away 
 N Neutral



# East Carolina

Through Games Of March 14, 2019

Average RPI Win:	242	WON-LOST	WINNING	LAST 10	STRENGTH OF	OPP. STRENGTH	TEAM	ADJ.	CONF.	ADJ CONF.
Average RPI Loss:	118	RECORD	PCT. RANK	GAMES	SCHEDULE	OF SCHEDULE	RPI	RPI	RPI	RPI
DIV. I ONLY	16- 15	164	1- 0	237	114	191	191	9	9	
DIV. I NON-CONF.	9- 4	85	0- 0	308	265	186	186	8	8	
TOTALS	RPI 1-25	RPI 26-50	W-L RECORDS	RPI 51-100	RPI 101-150	RPI 150+				
16- 15	0- 3	0- 0	OVERALL	0- 2	0- 4	16- 6				
11- 5	0- 1	0- 0	HOME	0- 1	0- 2	11- 1				
2- 9	0- 1	0- 0	AWAY	0- 1	0- 2	2- 5				
3- 1	0- 1	0- 0	NEUTRAL	0- 0	0- 0	3- 0				
9- 4	0- 0	0- 0	NON-CONFERENCE	0- 1	0- 2	9- 1				
7- 1	0- 0	0- 0	HOME	0- 0	0- 1	7- 0				
0- 3	0- 0	0- 0	AWAY	0- 1	0- 1	0- 1				
2- 0	0- 0	0- 0	NEUTRAL	0- 0	0- 0	2- 0				
7- 11	0- 3	0- 0	CONFERENCE	0- 1	0- 2	7- 5				
4- 4	0- 1	0- 0	HOME	0- 1	0- 1	4- 1				
2- 6	0- 1	0- 0	AWAY	0- 0	0- 1	2- 4				
1- 1	0- 1	0- 0	NEUTRAL	0- 0	0- 0	1- 0				

RPI S Opponent	Score	RPI S Opponent	Score	RPI S Opponent	Score	RPI S Opponent	Score	Team's RPI: 191
6 A UConn	55 118			76 H Cincinnati	57 68	104 A Charlotte	46 52	
6 N UConn	65 92			77 A Duke	66 83	109 A Houston	52 63	
15 H UCF	58 61					114 H South Fla.	50 63	
						123 H UNCW	68 71	
						151 H Wake Forest	70 61	
						158 A Tulsa	64 60	
						158 H Tulsa	55 75	
						161 A William & Mary	43 63	
						166 A Temple	62 84	
						167 A Tulane	57 68	
						167 H Tulane	63 61	
						184 H Liberty	66 63	
						203 H UMES	84 69	
						215 H Monmouth	73 67	
						230 A SMU	64 54	
						230 H SMU	67 61	
						230 N SMU	50 48	
						231 A Memphis	46 58	
						231 H Memphis	68 59	
						257 A Wichita St.	47 57	
						257 H Wichita St.	78 56	
						292 H Kennesaw St.	68 56	
						299 N South Carolina St.	71 63	
						338 N Longwood	61 52	
						342 H Grand Canyon	59 47	
						343 H USC Upstate	63 53	
LAST 12 Division I GAMES:								
230 N SMU	50 48	109 A Houston	52 63	230 A SMU	64 54	231 H Memphis	68 59	
6 N UConn	65 92	230 A SMU	64 54	6 A UConn	55 118	167 H Tulane	63 61	
230 H SMU	67 61	231 H Memphis	68 59	167 H Tulane	63 61	257 A Wichita St.	47 57	
158 A Tulsa	64 60	6 A UConn	55 118	257 A Wichita St.	47 57			
76 H Cincinnati	57 68	167 H Tulane	63 61					
114 H South Fla.	50 63	257 A Wichita St.	47 57					

Non-Div I Games:

East Carolina

Loss, Non-Conf, S Site, H Home A Away N Neutral



Average RPI Win:	250	WON-LOST	WINNING	LAST 10	STRENGTH OF	OPP. STRENGTH	TEAM	ADJ.	CONF.	ADJ CONF.
Average RPI Loss:	188	RECORD	PCT. RANK	GAMES	SCHEDULE	OF SCHEDULE	RPI	RPI	RPI	RPI
DIV. I ONLY	8- 18	273	0- 1	255	288	295	295	22	22	
DIV. I NON-CONF.	3- 5	227	0- 0	262	279	247	247	22	22	
TOTALS	RPI 1-25	RPI 26-50	W-L RECORDS	RPI 51-100	RPI 101-150	RPI 150+				
8- 18	0- 0	0- 1	OVERALL	0- 1	1- 7	7- 9				
6- 5	0- 0	0- 0	HOME	0- 0	1- 2	5- 3				
1- 13	0- 0	0- 1	AWAY	0- 1	0- 5	1- 6				
1- 0	0- 0	0- 0	NEUTRAL	0- 0	0- 0	1- 0				
3- 5	0- 0	0- 0	NON-CONFERENCE	0- 1	0- 3	3- 1				
2- 0	0- 0	0- 0	HOME	0- 0	0- 0	2- 0				
0- 5	0- 0	0- 0	AWAY	0- 1	0- 3	0- 1				
1- 0	0- 0	0- 0	NEUTRAL	0- 0	0- 0	1- 0				
5- 13	0- 0	0- 1	CONFERENCE	0- 0	1- 4	4- 8				
4- 5	0- 0	0- 0	HOME	0- 0	1- 2	3- 3				
1- 8	0- 0	0- 1	AWAY	0- 0	0- 2	1- 5				
0- 0	0- 0	0- 0	NEUTRAL	0- 0	0- 0	0- 0				

RPI S	Opponent	Score	RPI S	Opponent	Score	RPI S	Opponent	Score	RPI S	Opponent	Score	Team's RPI: 295
45	A Belmont	57 98	75	A Butler	37 72	111	A UT Martin	66 90	111	H UT Martin	77 71	
						125	A Northern Ill.	59 78	129	H Morehead St.	57 67	
						146	A Tennessee Tech	88 99	146	H Tennessee Tech	51 68	
						148	A Southern Ill.	59 73	149	A Bradley	64 67	
						213	A Jacksonville St.	49 78	213	H Jacksonville St.	52 49	
						238	A SIUE	62 78	238	H SIUE	56 65	
						241	N Western Ill.	64 62	243	A Southeast Mo. St.	57 72	
						243	H Southeast Mo. St.	54 80	245	H Indiana St.	63 39	
						259	A Austin Peay	67 57	259	H Austin Peay	60 73	
						262	A Murray St.	51 60	262	H Murray St.	75 67	
						304	A Tennessee St.	66 70	307	A Valparaiso	60 62	
						333	H Eastern Ky.	80 60	334	H Purdue Fort Wayne	72 63	
LAST 12 Division I GAMES:												
146	H Tennessee Tech	51 68	259	A Austin Peay	67 57							
213	H Jacksonville St.	52 49	262	A Murray St.	51 60							
304	A Tennessee St.	66 70	129	H Morehead St.	57 67							
45	A Belmont	57 98	333	H Eastern Ky.	80 60							
243	H Southeast Mo. St.	54 80	243	A Southeast Mo. St.	57 72							
238	A SIUE	62 78	111	A UT Martin	66 90							

Non-Div I Games: Lincoln Christian 97 34 Eureka 104 48 Oakland City 102 43

Eastern Ill.



Average RPI Win:	0	WON-LOST	WINNING	LAST 10	STRENGTH OF	OPP. STRENGTH	TEAM	ADJ.	CONF.	ADJ CONF.
Average RPI Loss:	174	RECORD	PCT. RANK	GAMES	SCHEDULE	OF SCHEDULE	RPI	RPI	RPI	RPI
DIV. I ONLY	0- 27	351	0- 1	122	254	333	333	22	22	
DIV. I NON-CONF.	0- 9	336	0- 1	35	166	282	282	22	22	
TOTALS	RPI 1-25	RPI 26-50	W-L RECORDS	RPI 51-100	RPI 101-150	RPI 150+				
0- 27	0- 1	0- 4	OVERALL	0- 2	0- 5	0- 15				
0- 11	0- 0	0- 1	HOME	0- 0	0- 3	0- 7				
0- 14	0- 0	0- 3	AWAY	0- 1	0- 2	0- 8				
0- 2	0- 1	0- 0	NEUTRAL	0- 1	0- 0	0- 0				
0- 9	0- 1	0- 2	NON-CONFERENCE	0- 2	0- 0	0- 4				
0- 2	0- 0	0- 0	HOME	0- 0	0- 0	0- 2				
0- 5	0- 0	0- 2	AWAY	0- 1	0- 0	0- 2				
0- 2	0- 1	0- 0	NEUTRAL	0- 1	0- 0	0- 0				
0- 18	0- 0	0- 2	CONFERENCE	0- 0	0- 5	0- 11				
0- 9	0- 0	0- 1	HOME	0- 0	0- 3	0- 5				
0- 9	0- 0	0- 1	AWAY	0- 0	0- 2	0- 6				
0- 0	0- 0	0- 0	NEUTRAL	0- 0	0- 0	0- 0				

RPI S	Opponent	Score	RPI S	Opponent	Score	RPI S	Opponent	Score	RPI S	Opponent	Score	Team's RPI: 333
21 N	Florida St.	45 62	32 A	Ohio	60 100	78 A	West Virginia	29 78	111 H	UT Martin	61 87	
			44 A	Miami (OH)	44 60	78 N	West Virginia	39 81	129 A	Morehead St.	52 68	
			45 A	Belmont	43 69				129 H	Morehead St.	61 64	
			45 H	Belmont	52 87				146 A	Tennessee Tech	57 77	
									146 H	Tennessee Tech	68 81	
									162 A	Akron	54 63	
									182 H	Saint Louis	43 70	
									213 A	Jacksonville St.	64 69	
									213 H	Jacksonville St.	44 53	
									226 H	George Mason	75 91	
									238 A	SIUE	55 74	
									243 H	Southeast Mo. St.	42 52	
									259 A	Austin Peay	65 100	
									259 H	Austin Peay	60 80	
									262 A	Murray St.	63 81	
									262 H	Murray St.	63 76	
									269 A	Western Mich.	53 64	
									295 A	Eastern Ill.	60 80	
									304 A	Tennessee St.	38 60	
									304 H	Tennessee St.	31 57	
LAST 12 Division I GAMES:												
78 N	West Virginia	39 81	262 H	Murray St.	63 76							
129 H	Morehead St.	61 64	304 H	Tennessee St.	31 57							
259 H	Austin Peay	60 80	45 H	Belmont	52 87							
213 A	Jacksonville St.	64 69	238 A	SIUE	55 74							
146 A	Tennessee Tech	57 77	295 A	Eastern Ill.	60 80							
129 A	Morehead St.	52 68	146 H	Tennessee Tech	68 81							

Non-Div I Games: Brescia 70 41 Ky. Christian 90 35

Eastern Ky.

Loss, Non-Conf, S Site, H Home A Away N Neutral



RPI RECORD				THROUGH GAMES OF MARCH 11, 2013					
Average RPI Win: 244	WON-LOST	WINNING	LAST 10	STRENGTH OF	OPP. STRENGTH	TEAM	ADJ.	CONF.	ADJ CONF.
Average RPI Loss: 97	RECORD	PCT. RANK	GAMES	SCHEDULE	OF SCHEDULE	RPI	RPI	RPI	RPI
DIV. I ONLY	13- 17	211	1- 0	181	105	194	194	8	8
DIV. I NON-CONF.	6- 4	125	0- 0	343	251	263	263	9	9
-----									
TOTALS	RPI 1-25	RPI 26-50	W-L RECORDS	RPI 51-100	RPI 101-150	RPI 150+			
13- 17	0- 1	0- 6	OVERALL	0- 5	1- 2	12- 3			
8- 5	0- 0	0- 2	HOME	0- 2	1- 1	7- 0			
5- 8	0- 0	0- 3	AWAY	0- 2	0- 1	5- 2			
0- 4	0- 1	0- 1	NEUTRAL	0- 1	0- 0	0- 1			
6- 4	0- 1	0- 0	NON-CONFERENCE	0- 1	1- 0	5- 2			
4- 0	0- 0	0- 0	HOME	0- 0	1- 0	3- 0			
2- 1	0- 0	0- 0	AWAY	0- 0	0- 0	2- 1			
0- 3	0- 1	0- 0	NEUTRAL	0- 1	0- 0	0- 1			
7- 13	0- 0	0- 6	CONFERENCE	0- 4	0- 2	7- 1			
4- 5	0- 0	0- 2	HOME	0- 2	0- 1	4- 0			
3- 7	0- 0	0- 3	AWAY	0- 2	0- 1	3- 1			
0- 1	0- 0	0- 1	NEUTRAL	0- 0	0- 0	0- 0			

RPI 1-25				RPI 26-50				RPI 51-100				RPI 101+				Team's RPI: 194	
RPI	S	Opponent	Score	RPI	S	Opponent	Score	RPI	S	Opponent	Score	RPI	S	Opponent	Score		
11	N	Iowa St.	59 85	27	A	Central Mich.	61 71	75	N	Butler	63 73	125	A	Northern Ill.	60 70		
				27	H	Central Mich.	60 87	80	A	Toledo	43 63	125	H	Northern Ill.	65 68		
				27	N	Central Mich.	80 88	80	H	Toledo	67 70	139	H	Illinois St.	50 41		
				32	A	Ohio	44 85	82	A	Kent St.	64 71	162	A	Akron	61 59		
				36	H	Buffalo	84 91	82	H	Kent St.	54 67	162	A	Akron	72 60		
				44	A	Miami (OH)	58 63					162	H	Akron	67 60		
												214	H	Bowling Green	81 74		
												217	A	Ball St.	67 57		
												217	H	Ball St.	56 53		
												225	A	Illinois	66 72		
												269	A	Western Mich.	68 71		
												269	H	Western Mich.	64 61		
												283	H	Cleveland St.	69 63		
												308	N	UNC Greensboro	44 49		
												334	A	Purdue Fort Wayne	87 72		
												336	H	Detroit Mercy	60 53		
												338	A	Longwood	64 45		
												339	H	UIC	52 38		
LAST 12 Division I GAMES:																	
				162	A	Akron	61 59	269	A	Western Mich.	68 71						
				27	N	Central Mich.	80 88	162	H	Akron	67 60						
				217	A	Ball St.	67 57	217	H	Ball St.	56 53						
				80	H	Toledo	67 70	82	H	Kent St.	54 67						
				27	H	Central Mich.	60 87	80	A	Toledo	43 63						
				125	A	Northern Ill.	60 70	44	A	Miami (OH)	58 63						

Non-Div I Games:	Northwood	53	39
------------------	-----------	----	----

Eastern Mich.

Loss, Non-Conf, S Site, H Home A Away N Neutral



Average RPI Win:	208	WON-LOST	WINNING	LAST 10	STRENGTH OF	OPP. STRENGTH	TEAM	ADJ.	CONF.	ADJ CONF.
Average RPI Loss:	132	RECORD	PCT. RANK	GAMES	SCHEDULE	OF SCHEDULE	RPI	RPI	RPI	RPI
DIV. I ONLY	12- 19	237	2- 0	95	183	181	181	16	16	
DIV. I NON-CONF.	0- 8	336	0- 0	14	105	239	239	13	13	
TOTALS	RPI 1-25	RPI 26-50	W-L RECORDS	RPI 51-100	RPI 101-150	RPI 150+				
12- 19	0- 3	0- 1	OVERALL	0- 3	4- 7	8- 5				
3- 10	0- 1	0- 0	HOME	0- 2	0- 5	3- 2				
6- 7	0- 1	0- 1	AWAY	0- 1	2- 2	4- 2				
3- 2	0- 1	0- 0	NEUTRAL	0- 0	2- 0	1- 1				
0- 8	0- 3	0- 1	NON-CONFERENCE	0- 1	0- 1	0- 2				
0- 3	0- 1	0- 0	HOME	0- 1	0- 1	0- 0				
0- 3	0- 1	0- 1	AWAY	0- 0	0- 0	0- 1				
0- 2	0- 1	0- 0	NEUTRAL	0- 0	0- 0	0- 1				
12- 11	0- 0	0- 0	CONFERENCE	0- 2	4- 6	8- 3				
3- 7	0- 0	0- 0	HOME	0- 1	0- 4	3- 2				
6- 4	0- 0	0- 0	AWAY	0- 1	2- 2	4- 1				
3- 0	0- 0	0- 0	NEUTRAL	0- 0	2- 0	1- 0				

RPI 1-25				RPI 26-50				RPI 51-100				RPI 101+ Team's RPI: 181			
RPI	S	Opponent	Score	RPI	S	Opponent	Score	RPI	S	Opponent	Score	RPI	S	Opponent	Score
13	H	Gonzaga	51 63	38	A	Boise St.	55 67	84	A	Idaho	68 84	107	A	Idaho St.	48 63
24	N	Oregon St.	45 93					84	H	Idaho	74 75	107	H	Idaho St.	45 74
25	A	BYU	65 80					91	H	Utah	51 95	107	N	Idaho St.	67 65
												110	A	Portland St.	57 76
												110	H	Portland St.	64 76
												118	H	Fresno St.	58 68
												128	A	Northern Colo.	76 72
												128	H	Northern Colo.	62 67
												128	N	Northern Colo.	59 57
												147	A	Montana St.	89 87
												147	H	Montana St.	47 61
												152	N	UC Riverside	45 57
												187	A	Montana	68 62
												187	H	Montana	67 64
												221	A	Northern Ariz.	64 62
												221	H	Northern Ariz.	81 76
												267	A	Sacramento St.	71 62
												267	H	Sacramento St.	70 73
												272	A	Southern Utah	63 73
												272	H	Southern Utah	80 66
												313	A	Weber St.	64 58
												313	H	Weber St.	66 70
												313	N	Weber St.	81 74
												317	A	Cal Poly	55 59
LAST 12 Division I GAMES:															
				313	N	Weber St.	81 74					267	A	Sacramento St.	71 62
				128	N	Northern Colo.	59 57					221	H	Northern Ariz.	81 76
				107	N	Idaho St.	67 65					272	H	Southern Utah	80 66
				313	H	Weber St.	66 70					84	H	Idaho	74 75
				107	H	Idaho St.	45 74					128	A	Northern Colo.	76 72
				110	A	Portland St.	57 76					187	H	Montana	67 64

Non-Div I Games: Eastern Ore. 66 45

Eastern Wash.

■ Loss, 
■ Non-Conf, 
■ S Site, 
■ H Home 
■ A Away 
N Neutral



Average RPI Win: <b>241</b>	WON-LOST	WINNING	LAST 10	STRENGTH OF	OPP. STRENGTH	TEAM	ADJ.	CONF.	ADJ CONF.
Average RPI Loss: <b>114</b>	RECORD	PCT. RANK	GAMES	SCHEDULE	OF SCHEDULE	RPI	RPI	RPI	RPI
DIV. I ONLY	8- 21	285	0- 1	103	130	237	237	10	10
DIV. I NON-CONF.	4- 6	212	0- 0	116	235	180	180	10	10
TOTALS	RPI 1-25	RPI 26-50	W-L RECORDS	RPI 51-100	RPI 101-150	RPI 150+			
8- 21	0- 0	0- 4	OVERALL	0- 5	0- 8	8- 4			
4- 10	0- 0	0- 3	HOME	0- 2	0- 4	4- 1			
4- 10	0- 0	0- 1	AWAY	0- 3	0- 4	4- 2			
0- 1	0- 0	0- 0	NEUTRAL	0- 0	0- 0	0- 1			
4- 6	0- 0	0- 2	NON-CONFERENCE	0- 1	0- 2	4- 1			
2- 3	0- 0	0- 2	HOME	0- 0	0- 1	2- 0			
2- 3	0- 0	0- 0	AWAY	0- 1	0- 1	2- 1			
0- 0	0- 0	0- 0	NEUTRAL	0- 0	0- 0	0- 0			
4- 15	0- 0	0- 2	CONFERENCE	0- 4	0- 6	4- 3			
2- 7	0- 0	0- 1	HOME	0- 2	0- 3	2- 1			
2- 7	0- 0	0- 1	AWAY	0- 2	0- 3	2- 1			
0- 1	0- 0	0- 0	NEUTRAL	0- 0	0- 0	0- 1			

RPI S	Opponent	Score	RPI S	Opponent	Score	RPI S	Opponent	Score	RPI S	Opponent	Score	Team's RPI: 237
35	A James Madison	30 <b>82</b>	63	A Drexel	45 <b>68</b>	116	H Marist	57 <b>61</b>				
35	H James Madison	46 <b>74</b>	63	H Drexel	44 <b>59</b>	122	A Towson	58 <b>59</b>				
37	H North Carolina	69 <b>100</b>	77	A Duke	64 <b>81</b>	122	H Towson	50 <b>59</b>				
48	H Auburn	44 <b>96</b>	94	A Northeastern	71 <b>79</b>	123	A UNCW	51 <b>76</b>				
			94	H Northeastern	57 <b>83</b>	123	H UNCW	70 <b>75</b>				
						124	A Appalachian St.	62 <b>65</b>				
						137	A Delaware	59 <b>71</b>				
						137	H Delaware	63 <b>74</b>				
						153	H Davidson	73 72				
						161	A William & Mary	60 <b>65</b>				
						161	H William & Mary	59 <b>64</b>				
						195	H N.C. A&T	73 64				
						202	A Hampton	77 62				
						224	A Hofstra	77 64				
						224	H Hofstra	55 52				
						224	N Hofstra	75 <b>77</b>				
						296	A Col. of Charleston	72 52				
						296	H Col. of Charleston	76 68				
						306	A Winthrop	57 <b>58</b>				
						335	A N.C. Central	83 54				
LAST 12 Division I GAMES:												
224	N Hofstra	75 <b>77</b>	35	H James Madison	46 <b>74</b>							
94	H Northeastern	57 <b>83</b>	161	H William & Mary	59 <b>64</b>							
224	H Hofstra	55 52	296	A Col. of Charleston	72 52							
63	A Drexel	45 <b>68</b>	123	A UNCW	51 <b>76</b>							
137	A Delaware	59 <b>71</b>	137	H Delaware	63 <b>74</b>							
122	H Towson	50 <b>59</b>	63	H Drexel	44 <b>59</b>							

Non-Div I Games: Chowan 88 74

Elon



Average RPI Win:	290	WON-LOST	WINNING	LAST 10	STRENGTH OF	OPP. STRENGTH	TEAM	ADJ.	CONF.	ADJ CONF.
Average RPI Loss:	177	RECORD	PCT. RANK	GAMES	SCHEDULE	OF SCHEDULE	RPI	RPI	RPI	RPI
DIV. I ONLY	4- 26	341	0- 1	250	242	331	331	13	13	
DIV. I NON-CONF.	2- 9	297	0- 0	330	337	346	346	15	15	
TOTALS	RPI 1-25	RPI 26-50	W-L RECORDS	RPI 51-100	RPI 101-150	RPI 150+				
4- 26	0- 2	0- 0	OVERALL	0- 4	0- 8	4- 12				
2- 12	0- 1	0- 0	HOME	0- 2	0- 3	2- 6				
2- 13	0- 1	0- 0	AWAY	0- 2	0- 5	2- 5				
0- 1	0- 0	0- 0	NEUTRAL	0- 0	0- 0	0- 1				
2- 9	0- 0	0- 0	NON-CONFERENCE	0- 0	0- 2	2- 7				
1- 4	0- 0	0- 0	HOME	0- 0	0- 0	1- 4				
1- 5	0- 0	0- 0	AWAY	0- 0	0- 2	1- 3				
0- 0	0- 0	0- 0	NEUTRAL	0- 0	0- 0	0- 0				
2- 17	0- 2	0- 0	CONFERENCE	0- 4	0- 6	2- 5				
1- 8	0- 1	0- 0	HOME	0- 2	0- 3	1- 2				
1- 8	0- 1	0- 0	AWAY	0- 2	0- 3	1- 2				
0- 1	0- 0	0- 0	NEUTRAL	0- 0	0- 0	0- 1				

RPI 1-25				RPI 26-50				RPI 51-100				RPI 101+ Team's RPI: 331			
RPI	S	Opponent	Score	RPI	S	Opponent	Score	RPI	S	Opponent	Score	RPI	S	Opponent	Score
16	A	Drake	39 66					69	A	Missouri St.	66 88	119	A	Dayton	30 69
16	H	Drake	47 78					69	H	Missouri St.	46 88	129	A	Morehead St.	63 85
								88	A	UNI	46 95	139	A	Illinois St.	59 82
								88	H	UNI	46 74	139	H	Illinois St.	61 72
												148	A	Southern Ill.	47 67
												148	H	Southern Ill.	60 80
												149	A	Bradley	63 81
												149	H	Bradley	68 75
												186	A	Wisconsin	60 96
												219	A	Marshall	65 72
												238	H	SIUE	45 54
												243	H	Southeast Mo. St.	50 54
												245	A	Indiana St.	59 56
												245	H	Indiana St.	69 76
												253	A	Loyola Chicago	56 61
												253	H	Loyola Chicago	51 71
												253 N	Loyola Chicago	80 90	
												259	H	Austin Peay	56 52
												262	A	Murray St.	53 81
												307	A	Valparaiso	49 93
												307	H	Valparaiso	77 65
												334	H	Purdue Fort Wayne	66 72
												339	H	UIC	54 62
												348	A	Chicago St.	67 58
LAST 12 Division I GAMES:															
253 N	Loyola Chicago	80 90	253 H	Loyola Chicago	51 71										
148 H	Southern Ill.	60 80	307 H	Valparaiso	77 65										
69 H	Missouri St.	46 88	149 A	Bradley	63 81										
245 A	Indiana St.	59 56	139 A	Illinois St.	59 82										
88 A	UNI	46 95	245 H	Indiana St.	69 76										
16 A	Drake	39 66	16 H	Drake	47 78										

Non-Div I Games:

Evansville

■ Loss, 
■ Non-Conf, 
■ S Site, 
■ Home 
■ A Away 
N Neutral



Average RPI Win:	239	WON-LOST	WINNING	LAST 10	STRENGTH OF	OPP. STRENGTH	TEAM	ADJ.	CONF.	ADJ CONF.
Average RPI Loss:	51	RECORD	PCT. RANK	GAMES	SCHEDULE	OF SCHEDULE	RPI	RPI	RPI	RPI
DIV. I ONLY	25- 4	13	2- 0	238	230	64	64	24	24	
DIV. I NON-CONF.	7- 4	108	0- 0	68	85	66	66	26	26	
TOTALS	RPI 1-25	RPI 26-50	W-L RECORDS	RPI 51-100	RPI 101-150	RPI 150+				
25- 4	0- 1	0- 1	OVERALL	1- 2	2- 0	22- 0				
14- 1	0- 0	0- 0	HOME	0- 1	2- 0	12- 0				
10- 2	0- 0	0- 1	AWAY	0- 1	0- 0	10- 0				
1- 1	0- 1	0- 0	NEUTRAL	1- 0	0- 0	0- 0				
7- 4	0- 1	0- 1	NON-CONFERENCE	1- 2	2- 0	4- 0				
4- 1	0- 0	0- 0	HOME	0- 1	2- 0	2- 0				
2- 2	0- 0	0- 1	AWAY	0- 1	0- 0	2- 0				
1- 1	0- 1	0- 0	NEUTRAL	1- 0	0- 0	0- 0				
18- 0	0- 0	0- 0	CONFERENCE	0- 0	0- 0	18- 0				
10- 0	0- 0	0- 0	HOME	0- 0	0- 0	10- 0				
8- 0	0- 0	0- 0	AWAY	0- 0	0- 0	8- 0				
0- 0	0- 0	0- 0	NEUTRAL	0- 0	0- 0	0- 0				

RPI 1-25				RPI 26-50				RPI 51-100				Team's RPI: 64	RPI 101+			
RPI	S	Opponent	Score	RPI	S	Opponent	Score	RPI	S	Opponent	Score		RPI	S	Opponent	Score
4	N	Stanford	65 88	26	A	South Dakota St.	62 80	72	N	American	90 71		109	H	Houston	76 71
								77	A	Duke	41 57		144	H	Abilene Christian	81 65
								96	H	UAB	60 62		184	A	Liberty	65 64
													184	H	Liberty	68 50
													193	A	Saint Francis (PA)	83 69
													199	A	Hawaii	73 67
													200	A	North Ala.	68 52
													200	H	North Ala.	76 51
													208	A	Stetson	73 40
													208	H	Stetson	61 42
													233	A	Jacksonville	68 62
													233	H	Jacksonville	82 58
													234	A	North Florida	105 66
													234	H	North Florida	80 48
													292	A	Kennesaw St.	69 46
													292	H	Kennesaw St.	77 48
													292	H	Kennesaw St.	79 48
													314	H	Coppin St.	93 61
													323	H	FIU	100 58
													325	A	NJIT	67 35
													325	H	NJIT	61 42
													325	H	NJIT	58 45
													330	A	Lipscomb	80 46
													330	H	Lipscomb	82 40
LAST 12 Division I GAMES:																
				325	H	NJIT	58 45					208	A	Stetson	73 40	
				292	H	Kennesaw St.	77 48					325	H	NJIT	61 42	
				208	H	Stetson	61 42					184	A	Liberty	65 64	
				233	A	Jacksonville	68 62					200	H	North Ala.	76 51	
				292	H	Kennesaw St.	79 48					233	H	Jacksonville	82 58	
				330	A	Lipscomb	80 46					325	A	NJIT	67 35	

Non-Div I Games: Fla. Memorial 99 68 Johnson &amp; Wales (FI109 64

FGCU

■ Loss, 
 ■ Non-Conf, 
 ■ S Site, 
 ■ H Home 
 ■ A Away 
 N Neutral



Average RPI Win:	323	WON-LOST	WINNING	LAST 10	STRENGTH OF	OPP. STRENGTH	TEAM	ADJ.	CONF.	ADJ CONF.
Average RPI Loss:	157	RECORD	PCT. RANK	GAMES	SCHEDULE	OF SCHEDULE	RPI	RPI	RPI	RPI
DIV. I ONLY	5- 23	328	0- 1	168	249	323	323	14	14	
DIV. I NON-CONF.	3- 9	271	0- 1	159	345	310	310	17	17	
TOTALS	RPI 1-25	RPI 26-50	W-L RECORDS	RPI 51-100	RPI 101-150	RPI 150+				
5- 23	0- 1	0- 1	OVERALL	0- 4	0- 5	5- 12				
5- 12	0- 1	0- 0	HOME	0- 3	0- 3	5- 5				
0- 11	0- 0	0- 1	AWAY	0- 1	0- 2	0- 7				
0- 0	0- 0	0- 0	NEUTRAL	0- 0	0- 0	0- 0				
3- 9	0- 1	0- 0	NON-CONFERENCE	0- 1	0- 2	3- 5				
3- 6	0- 1	0- 0	HOME	0- 0	0- 2	3- 3				
0- 3	0- 0	0- 0	AWAY	0- 1	0- 0	0- 2				
0- 0	0- 0	0- 0	NEUTRAL	0- 0	0- 0	0- 0				
2- 14	0- 0	0- 1	CONFERENCE	0- 3	0- 3	2- 7				
2- 6	0- 0	0- 0	HOME	0- 3	0- 1	2- 2				
0- 8	0- 0	0- 1	AWAY	0- 0	0- 2	0- 5				
0- 0	0- 0	0- 0	NEUTRAL	0- 0	0- 0	0- 0				

RPI	S	Opponent	Score	RPI	S	Opponent	Score	RPI	S	Opponent	Score	RPI	S	Opponent	Score	Team's RPI: 323
18	H	Miami (FL)	43 94	34	A	Rice	44 76	64	A	FGCU	58 100	103	H	South Alabama	77 84	
								70	H	Middle Tenn.	43 49	104	A	Charlotte	54 69	
								96	H	UAB	59 83	104	H	Charlotte	53 62	
								97	H	Western Ky.	82 94	108	A	Old Dominion	68 95	
												143	H	Georgia St.	61 67	
												172	A	Louisiana Tech	72 90	
												175	A	North Texas	50 75	
												196	A	Southern Miss.	57 71	
												205	H	Campbell	54 59	
												219	A	Marshall	42 87	
												219	H	Marshall	58 86	
												220	A	Bethune-Cookman	57 68	
												232	H	Howard	62 89	
												233	H	Jacksonville	62 73	
												234	A	North Florida	53 62	
												256	H	UTEP	55 60	
												302	H	UTSA	51 40	
												305	A	Fla. Atlantic	55 77	
												305	H	Fla. Atlantic	56 49	
												311	H	Morgan St.	59 50	
												346	H	Florida A&M	77 54	
												350	H	Alcorn	75 40	
LAST 12 Division I GAMES:																
103	H	South Alabama	77 84	34	A	Rice	44 76	256	H	UTEP	55 60	302	H	UTSA	51 40	
205	H	Campbell	54 59					172	A	Louisiana Tech	72 90	196	A	Southern Miss.	57 71	
219	A	Marshall	42 87					305	A	Fla. Atlantic	55 77					
104	H	Charlotte	53 62													
305	H	Fla. Atlantic	56 49													
175	A	North Texas	50 75													

Non-Div I Games: Palm Beach Atl. 63 66

FIU



## Fairfield

Through Games Of March 14, 2019

Average RPI Win:	305	WON-LOST	WINNING	LAST 10	STRENGTH OF	OPP. STRENGTH	TEAM	ADJ.	CONF.	ADJ CONF.
Average RPI Loss:	174	RECORD	PCT. RANK	GAMES	SCHEDULE	OF SCHEDULE	RPI	RPI	RPI	RPI
DIV. I ONLY	11- 20	254	1- 1	279	294	284	284	26	26	
DIV. I NON-CONF.	3- 8	267	0- 0	298	307	314	314	27	27	
TOTALS	RPI 1-25	RPI 26-50	W-L RECORDS	RPI 51-100	RPI 101-150	RPI 150+				
11- 20	0- 0	0- 4	OVERALL	0- 1	0- 2	11- 13				
5- 7	0- 0	0- 1	HOME	0- 1	0- 1	5- 4				
4- 9	0- 0	0- 1	AWAY	0- 0	0- 1	4- 7				
2- 4	0- 0	0- 2	NEUTRAL	0- 0	0- 0	2- 2				
3- 8	0- 0	0- 1	NON-CONFERENCE	0- 1	0- 0	3- 6				
1- 2	0- 0	0- 0	HOME	0- 1	0- 0	1- 1				
1- 3	0- 0	0- 0	AWAY	0- 0	0- 0	1- 3				
1- 3	0- 0	0- 1	NEUTRAL	0- 0	0- 0	1- 2				
8- 12	0- 0	0- 3	CONFERENCE	0- 0	0- 2	8- 7				
4- 5	0- 0	0- 1	HOME	0- 0	0- 1	4- 3				
3- 6	0- 0	0- 1	AWAY	0- 0	0- 1	3- 4				
1- 1	0- 0	0- 1	NEUTRAL	0- 0	0- 0	1- 0				

RPI S	Opponent	Score	RPI S	Opponent	Score	RPI S	Opponent	Score	RPI S	Opponent	Score	Team's RPI: 284
39	A Quinnipiac	36 81	39	H Quinnipiac	40 48	94	H Northeastern	50 59	116	A Marist	44 85	
39	H Quinnipiac	40 48	39	N Quinnipiac	48 63				116	H Marist	46 56	
42	N Bucknell	54 77							161	H William & Mary	54 60	
									171	A Rider	59 62	
									171	H Rider	53 60	
									190	N Furman	70 77	
									206	N Massachusetts	49 59	
									210	A Dartmouth	46 59	
									215	A Xavier	35 48	
									215	H Monmouth	63 73	
									265	A Manhattan	41 47	
									274	A Richmond	58 40	
									275	A Niagara	68 71	
									275	H Niagara	55 54	
									275	N Niagara	74 69	
									278	A Siena	66 40	
									278	H Siena	59 55	
									282	A Brown	49 68	
									287	A Canisius	50 53	
									287	H Canisius	72 65	
									324	A Iona	55 42	
									324	H Iona	67 56	
									339	N UIC	68 60	
									347	A Saint Peter's	69 61	
									347	H Saint Peter's	65 68	
									351	H LIU Brooklyn	71 43	
LAST 12 Division I GAMES:												
275	N Niagara	74 69	39	H Quinnipiac	40 48							
39	N Quinnipiac	48 63	278	A Siena	66 40							
171	H Rider	53 60	275	H Niagara	55 54							
324	H Iona	67 56	287	H Canisius	72 65							
347	A Saint Peter's	69 61	215	H Monmouth	63 73							
116	A Marist	44 85	265	A Manhattan	41 47							

Non-Div I Games:

Fairfield

■ Loss, 
 ■ Non-Conf, 
 ■ S Site, 
 ■ H Home 
 ■ A Away 
 N Neutral



Through Games of March 11, 1915				Through Games of March 11, 1915						
Average RPI Win: 330		WON-LOST	WINNING	LAST 10	STRENGTH OF	OPP. STRENGTH	TEAM	ADJ.	CONF.	ADJ CONF.
Average RPI Loss: 241		RECORD	PCT. RANK	GAMES	SCHEDULE	OF SCHEDULE	RPI	RPI	RPI	RPI
DIV. I ONLY		6- 22	311	0- 1	340	351	344	344	31	31
DIV. I NON-CONF.		1- 8	322	0- 0	341	350	351	351	31	31
TOTALS		RPI 1-25	RPI 26-50	W-L RECORDS	RPI 51-100	RPI 101-150	RPI 150+			
6- 22	0- 0		0- 0	OVERALL	0- 0	0- 1	6- 21			
4- 8	0- 0		0- 0	HOME	0- 0	0- 0	4- 8			
2- 14	0- 0		0- 0	AWAY	0- 0	0- 1	2- 13			
0- 0	0- 0		0- 0	NEUTRAL	0- 0	0- 0	0- 0			
1- 8	0- 0		0- 0	NON-CONFERENCE	0- 0	0- 1	1- 7			
1- 2	0- 0		0- 0	HOME	0- 0	0- 0	1- 2			
0- 6	0- 0		0- 0	AWAY	0- 0	0- 1	0- 5			
0- 0	0- 0		0- 0	NEUTRAL	0- 0	0- 0	0- 0			
5- 14	0- 0		0- 0	CONFERENCE	0- 0	0- 0	5- 14			
3- 6	0- 0		0- 0	HOME	0- 0	0- 0	3- 6			
2- 8	0- 0		0- 0	AWAY	0- 0	0- 0	2- 8			
0- 0	0- 0		0- 0	NEUTRAL	0- 0	0- 0	0- 0			

RPI 1-25				RPI 26-50				RPI 51-100				RPI 101+			
RPI	S	Opponent	Score	RPI	S	Opponent	Score	RPI	S	Opponent	Score	RPI	S	Opponent	Team's RPI:
															344
									A	Stony Brook	49	63			
									A	Robert Morris	38	64			
									A	Robert Morris	49	71			
									H	Robert Morris	43	63			
									A	Sacred Heart	62	68			
									H	Sacred Heart	63	82			
									A	Saint Francis (PA)	64	75			
									H	Saint Francis (PA)	65	77			
									A	Mt. St. Mary's	57	62			
									H	Mt. St. Mary's	47	63			
									H	Howard	58	79			
									A	St. Francis Brooklyn	61	73			
									H	St. Francis Brooklyn	53	64			
									A	Colgate	52	71			
									A	Binghamton	54	73			
									A	Army West Point	40	62			
									A	Bryant	48	68			
									H	Bryant	63	53			
									A	Air Force	37	85			
									A	Wagner	59	71			
									H	Wagner	44	60			
									A	Bryant	48	68			
									H	Saint Francis (PA)	65	77			
									A	Sacred Heart	62	68			
									A	St. Francis Brooklyn	61	73			
									H	Robert Morris	43	63			
									H	Bryant	63	53			
LAST 12 Division I GAMES:															
									A	Robert Morris	38	64			
									H	LIU Brooklyn	68	49			
									A	Central Conn. St.	66	63			
									A	Mt. St. Mary's	57	62			
									H	Sacred Heart	63	82			
									H	Wagner	44	60			

Non-Div I Games:	Georgian Court	70	45	Rutgers-Newark	97	51
------------------	----------------	----	----	----------------	----	----

Fairleigh Dickinson

■ Loss, ■ Non-Conf, S Site, H Home A Away N Neutral



RPI	S	Opponent	Score	
351	A	LIU Brooklyn	69	52
351	H	LIU Brooklyn	68	49

F  
a  
i  
r  
l  
e  
i  
g  
h  
D  
i  
c  
k  
i  
n  
s  
o  
n

F  
a  
i  
r  
l  
e  
i  
g  
h  
D  
i  
c  
k  
i  
n  
s  
o  
n

Fairleigh Dickinson



Average RPI Win:	<b>299</b>	WON-LOST	WINNING	LAST 10	STRENGTH OF	OPP. STRENGTH	TEAM	ADJ.	CONF.	ADJ CONF.
Average RPI Loss:	<b>150</b>	RECORD	PCT. RANK	GAMES	SCHEDULE	OF SCHEDULE	RPI	RPI	RPI	RPI
DIV. I ONLY	5- 25	331	0- 1	140	208	305	305	14	14	
DIV. I NON-CONF.	3- 10	278	0- 0	174	311	290	290	17	17	
TOTALS	RPI 1-25	RPI 26-50	W-L RECORDS	RPI 51-100	RPI 101-150	RPI 150+				
5- 25	0- 0	0- 2	OVERALL	0- 5	0- 6	5- 12				
4- 12	0- 0	0- 0	HOME	0- 3	0- 3	4- 6				
1- 12	0- 0	0- 2	AWAY	0- 2	0- 2	1- 6				
0- 1	0- 0	0- 0	NEUTRAL	0- 0	0- 1	0- 0				
3- 10	0- 0	0- 1	NON-CONFERENCE	0- 1	0- 2	3- 6				
2- 6	0- 0	0- 0	HOME	0- 0	0- 2	2- 4				
1- 4	0- 0	0- 1	AWAY	0- 1	0- 0	1- 2				
0- 0	0- 0	0- 0	NEUTRAL	0- 0	0- 0	0- 0				
2- 15	0- 0	0- 1	CONFERENCE	0- 4	0- 4	2- 6				
2- 6	0- 0	0- 0	HOME	0- 3	0- 1	2- 2				
0- 8	0- 0	0- 1	AWAY	0- 1	0- 2	0- 4				
0- 1	0- 0	0- 0	NEUTRAL	0- 0	0- 1	0- 0				

RPI	S	Opponent	Score	RPI	S	Opponent	Score	RPI	S	Opponent	Score	RPI	S	Opponent	Score	Team's RPI: 305
34	A	Rice	35 <b>63</b>	43	A	Michigan St.	74 <b>89</b>	70	A	Middle Tenn.	48 <b>74</b>	104	A	Charlotte	47 <b>68</b>	
								70	H	Middle Tenn.	55 <b>74</b>	108	A	Old Dominion	53 <b>87</b>	
								74	A	Little Rock	38 <b>61</b>	108	H	Old Dominion	64 <b>68</b>	
								96	H	UAB	64 <b>89</b>	108	N	Old Dominion	32 <b>60</b>	
								97	H	Western Ky.	50 <b>81</b>	143	H	Georgia St.	59 <b>75</b>	
												149	H	Bradley	59 <b>80</b>	
												167	A	Tulane	45 <b>88</b>	
												172	A	Louisiana Tech	55 <b>86</b>	
												175	A	North Texas	62 <b>82</b>	
												182	H	Saint Louis	61 <b>93</b>	
												190	A	Furman	57 <b>73</b>	
												195	H	N.C. A&T	65 <b>67</b>	
												196	A	Southern Miss.	45 <b>67</b>	
												202	H	Hampton	68 <b>72</b>	
												219	H	Marshall	67 <b>72</b>	
												256	H	UTEP	44 <b>70</b>	
												269	H	Western Mich.	59 <b>69</b>	
												274	H	Richmond	69 55	
												278	A	Siena	70 66	
												302	H	UTSA	86 70	
												320	H	Lafayette	53 49	
												323	A	FIU	49 <b>56</b>	
												323	H	FIU	77 55	
LAST 12 Division I GAMES:																
108	N	Old Dominion	32 <b>60</b>	34	A	Rice	35 <b>63</b>	175	A	North Texas	62 <b>82</b>	302	H	UTSA	86 70	
182	H	Saint Louis	61 <b>93</b>	256	H	UTEP	44 <b>70</b>	196	A	Southern Miss.	45 <b>67</b>	172	A	Louisiana Tech	55 <b>86</b>	
149	H	Bradley	59 <b>80</b>													
108	H	Old Dominion	64 <b>68</b>													
70	A	Middle Tenn.	48 <b>74</b>													
323	A	FIU	49 <b>56</b>													

Non-Div I Games:

Fla. Atlantic

■ Loss, 
 ■ Non-Conf, 
 ■ S Site, 
 ■ Home 
 ■ A Away 
 N Neutral



Average RPI Win:	202	WON-LOST	WINNING	LAST 10	STRENGTH OF	OPP. STRENGTH	TEAM	ADJ.	CONF.	ADJ CONF.
Average RPI Loss:	88	RECORD	PCT. RANK	GAMES	SCHEDULE	OF SCHEDULE	RPI	RPI	RPI	RPI
DIV. I ONLY	8- 23	297	0- 1	59	69	211	211	5	5	
DIV. I NON-CONF.	4- 9	252	0- 0	127	192	251	251	5	5	
TOTALS	RPI 1-25	RPI 26-50	W-L RECORDS	RPI 51-100	RPI 101-150	RPI 150+				
8- 23	0- 6	1- 3	OVERALL	0- 5	1- 5	6- 4				
6- 9	0- 3	1- 1	HOME	0- 2	1- 2	4- 1				
1- 12	0- 3	0- 1	AWAY	0- 2	0- 3	1- 3				
1- 2	0- 0	0- 1	NEUTRAL	0- 1	0- 0	1- 0				
4- 9	0- 1	0- 1	NON-CONFERENCE	0- 2	1- 3	3- 2				
4- 3	0- 0	0- 0	HOME	0- 1	1- 1	3- 1				
0- 5	0- 1	0- 1	AWAY	0- 0	0- 2	0- 1				
0- 1	0- 0	0- 0	NEUTRAL	0- 1	0- 0	0- 0				
4- 14	0- 5	1- 2	CONFERENCE	0- 3	0- 2	3- 2				
2- 6	0- 3	1- 1	HOME	0- 1	0- 1	1- 0				
1- 7	0- 2	0- 0	AWAY	0- 2	0- 1	1- 2				
1- 1	0- 0	0- 1	NEUTRAL	0- 0	0- 0	1- 0				

RPI	S	Opponent	Score	RPI	S	Opponent	Score	RPI	S	Opponent	Score	RPI	S	Opponent	Score	Team's RPI: 211
8	H	Mississippi St.	42 90	30	H	Missouri	58 56	57	A	Tennessee	50 67	101	A	Ohio St.	41 46	
17	H	Texas A&M	62 80	30	N	Missouri	56 87	65	H	Arkansas	73 83	112	A	Georgia	58 93	
19	A	South Carolina	40 71	47	A	Indiana	64 83	85	A	LSU	51 69	112	H	Georgia	57 69	
19	H	South Carolina	77 96	48	H	Auburn	56 64	91	N	Utah	58 74	115	H	Northwestern	74 83	
21	A	Florida St.	56 63					94	H	Northeastern	66 79	131	A	Mercer	82 92	
22	A	Kentucky	51 62									140	H	Texas Tech	72 67	
												156	A	Alabama	67 74	
												156	H	Alabama	57 55	
												204	A	UNLV	53 56	
												209	A	Vanderbilt	78 66	
												220	H	Bethune-Cookman	64 53	
												239	A	Ole Miss	66 76	
												239	N	Ole Miss	64 57	
												242	H	Gardner-Webb	58 60	
												279	H	Charleston So.	70 60	
												346	H	Florida A&M	62 38	
LAST 12 Division I GAMES:																
30	N	Missouri	56 87	85	A	LSU	51 69									
239	N	Ole Miss	64 57	19	H	South Carolina	77 96									
204	A	UNLV	53 56	112	A	Georgia	58 93									
209	A	Vanderbilt	78 66	156	H	Alabama	57 55									
112	H	Georgia	57 69	22	A	Kentucky	51 62									
17	H	Texas A&M	62 80	57	A	Tennessee	50 67									

Non-Div I Games:

Florida

■ Loss, 
■ Non-Conf, 
■ S Site, 
■ H Home 
■ A Away 
N Neutral



## Florida A&amp;M

Through Games Of March 14, 2019

Average RPI Win:	243	WON-LOST	WINNING	LAST 10	STRENGTH OF	OPP. STRENGTH	TEAM	ADJ.	CONF.	ADJ CONF.
Average RPI Loss:	235	RECORD	PCT. RANK	GAMES	SCHEDULE	OF SCHEDULE	RPI	RPI	RPI	RPI
DIV. I ONLY	3- 25	343	0- 1	303	343	346	346	32	32	
DIV. I NON-CONF.	1- 10	329	0- 0	267	178	339	339	32	32	
TOTALS	RPI 1-25	RPI 26-50	W-L RECORDS	RPI 51-100	RPI 101-150	RPI 150+				
3- 25	0- 1	1- 0	OVERALL	0- 1	0- 0	2- 23				
2- 8	0- 0	1- 0	HOME	0- 0	0- 0	1- 8				
1- 13	0- 1	0- 0	AWAY	0- 1	0- 0	1- 11				
0- 4	0- 0	0- 0	NEUTRAL	0- 0	0- 0	0- 4				
1- 10	0- 1	1- 0	NON-CONFERENCE	0- 1	0- 0	0- 8				
1- 1	0- 0	1- 0	HOME	0- 0	0- 0	0- 1				
0- 6	0- 1	0- 0	AWAY	0- 1	0- 0	0- 4				
0- 3	0- 0	0- 0	NEUTRAL	0- 0	0- 0	0- 3				
2- 15	0- 0	0- 0	CONFERENCE	0- 0	0- 0	2- 15				
1- 7	0- 0	0- 0	HOME	0- 0	0- 0	1- 7				
1- 7	0- 0	0- 0	AWAY	0- 0	0- 0	1- 7				
0- 1	0- 0	0- 0	NEUTRAL	0- 0	0- 0	0- 1				

RPI 1-25			RPI 26-50			RPI 51-100			RPI 101+ Team's RPI: 346		
RPI	S	Opponent	Score	RPI	S	Opponent	Score	RPI	S	Opponent	Score
18	A	Miami (FL)	54 103	44	H	Miami (OH)	57 56	57	A	Tennessee	31 96
								167	N	Tulane	34 78
								195	A	N.C. A&T	53 77
								195	H	N.C. A&T	48 56
								203	H	UMES	36 68
								208	A	Stetson	44 69
								211	A	Florida	38 62
								213	H	Jacksonville St.	31 62
								220	A	Bethune-Cookman	60 70
								220	H	Bethune-Cookman	50 52
								232	A	Howard	68 74
								232	H	Howard	59 81
								232	N	Howard	53 59
								234	A	North Florida	53 64
								259	A	Norfolk St.	58 60
								259	H	Norfolk St.	45 69
								269	N	Western Mich.	50 69
								299	A	South Carolina St.	48 61
								311	A	Morgan St.	71 75
								314	A	Coppin St.	53 73
								323	A	FIU	54 77
								326	N	Omaha	50 57
								335	H	N.C. Central	57 64
								340	H	Delaware St.	57 52
								345	A	Savannah St.	60 55
								345	H	Savannah St.	50 54
LAST 12 Division I GAMES:											
232	N	Howard	53 59	345	A	Savannah St.	60 55				
326	N	Omaha	50 57	259	H	Norfolk St.	45 69				
220	A	Bethune-Cookman	60 70	232	H	Howard	59 81				
195	A	N.C. A&T	53 77	335	H	N.C. Central	57 64				
220	H	Bethune-Cookman	50 52	195	H	N.C. A&T	48 56				
299	A	South Carolina St.	48 61	311	A	Morgan St.	71 75				

Non-Div I Games: Edward Waters 70 64

Florida A&amp;M

Loss, Non-Conf, S Site, H Home A Away N Neutral



Average RPI Win:	122	WON-LOST	WINNING	LAST 10	STRENGTH OF	OPP. STRENGTH	TEAM	ADJ.	CONF.	ADJ CONF.
Average RPI Loss:	28	RECORD	PCT. RANK	GAMES	SCHEDULE	OF SCHEDULE	RPI	RPI	RPI	RPI
DIV. I ONLY	23- 8	50	0- 1	34	10	21	21	1	1	
DIV. I NON-CONF.	12- 1	11	0- 0	151	81	32	32	1	1	
TOTALS	RPI 1-25	RPI 26-50	W-L RECORDS	RPI 51-100	RPI 101-150	RPI 150+				
23- 8	3- 5	1- 2	OVERALL	7- 1	6- 0	6- 0				
12- 4	2- 2	0- 1	HOME	3- 1	3- 0	4- 0				
8- 3	0- 2	1- 1	AWAY	3- 0	3- 0	1- 0				
3- 1	1- 1	0- 0	NEUTRAL	1- 0	0- 0	1- 0				
12- 1	1- 0	0- 0	NON-CONFERENCE	2- 1	4- 0	5- 0				
7- 1	0- 0	0- 0	HOME	2- 1	2- 0	3- 0				
3- 0	0- 0	0- 0	AWAY	0- 0	2- 0	1- 0				
2- 0	1- 0	0- 0	NEUTRAL	0- 0	0- 0	1- 0				
11- 7	2- 5	1- 2	CONFERENCE	5- 0	2- 0	1- 0				
5- 3	2- 2	0- 1	HOME	1- 0	1- 0	1- 0				
5- 3	0- 2	1- 1	AWAY	3- 0	1- 0	0- 0				
1- 1	0- 1	0- 0	NEUTRAL	1- 0	0- 0	0- 0				

RPI	S	Opponent	Score	RPI	S	Opponent	Score	RPI	S	Opponent	Score	RPI	S	Opponent	Score
1	A	Notre Dame	70 97	37	A	North Carolina	64 63	66	A	Georgia Tech	64 55	116	A	St. John's (NY)	57 53
3	H	Louisville	49 68	49	A	Clemson	68 73	73	A	Virginia Tech	56 54	127	H	Pittsburgh	78 46
7	N	Iowa	71 67	49	H	Clemson	45 57	77	H	Duke	66 62	131	A	Mercer	57 56
9	H	NC State	75 70					77	N	Duke	51 41	132	A	Boston College	91 71
9	N	NC State	62 69					85	H	LSU	45 58	143	H	Georgia St.	79 43
10	H	Syracuse	88 94					90	H	Troy	103 67	145	H	Penn St.	87 58
18	A	Miami (FL)	54 64					93	H	Creighton	71 52	151	H	Wake Forest	85 61
18	H	Miami (FL)	62 58					98	A	Virginia	63 61	198	A	Milwaukee	87 62
												211	H	Florida	63 56
												233	H	Jacksonville	79 46
												234	H	North Florida	74 53
												333	N	Eastern Ky.	62 45
LAST 12 Division I GAMES:															
		9 N NC State	62 69			127 H Pittsburgh	78 46								
		77 N Duke	51 41			49 A Clemson	68 73								
		7 N Iowa	71 67			1 A Notre Dame	70 97								
		66 A Georgia Tech	64 55			9 H NC State	75 70								
		10 H Syracuse	88 94			151 H Wake Forest	85 61								
		18 A Miami (FL)	54 64			18 H Miami (FL)	62 58								

Non-Div I Games:

Florida St.



Average RPI Win: <b>196</b>	WON-LOST	WINNING	LAST 10	STRENGTH OF	OPP. STRENGTH	TEAM	ADJ.	CONF.	ADJ CONF.
Average RPI Loss: <b>103</b>	RECORD	PCT. RANK	GAMES	SCHEDULE	OF SCHEDULE	RPI	RPI	RPI	RPI
DIV. I ONLY	25- 8	46	3- 0	203	113	83	83	17	17
DIV. I NON-CONF.	9- 5	104	0- 0	231	25	134	134	16	16
TOTALS	RPI 1-25	RPI 26-50	W-L RECORDS	RPI 51-100	RPI 101-150	RPI 150+			
25- 8	0- 0	0- 1	OVERALL	3- 3	5- 3	17- 1			
12- 3	0- 0	0- 0	HOME	2- 1	3- 1	7- 1			
8- 4	0- 0	0- 0	AWAY	0- 2	0- 2	8- 0			
5- 1	0- 0	0- 1	NEUTRAL	1- 0	2- 0	2- 0			
9- 5	0- 0	0- 1	NON-CONFERENCE	2- 2	2- 2	5- 0			
6- 1	0- 0	0- 0	HOME	2- 0	1- 1	3- 0			
1- 3	0- 0	0- 0	AWAY	0- 2	0- 1	1- 0			
2- 1	0- 0	0- 1	NEUTRAL	0- 0	1- 0	1- 0			
16- 3	0- 0	0- 0	CONFERENCE	1- 1	3- 1	12- 1			
6- 2	0- 0	0- 0	HOME	0- 1	2- 0	4- 1			
7- 1	0- 0	0- 0	AWAY	0- 0	0- 1	7- 0			
3- 0	0- 0	0- 0	NEUTRAL	1- 0	1- 0	1- 0			

RPI S	Opponent	Score	RPI S	Opponent	Score	RPI S	Opponent	Score	RPI S	Opponent	Score
29 N	Texas	54 <b>72</b>	60 H	Maine	72 64	104 H	Charlotte	71 64			
			68 A	Georgetown	38 <b>58</b>	119 A	Dayton	50 <b>72</b>			
			70 H	Middle Tenn.	61 49	119 H	Dayton	57 48			
			92 H	VCU	44 <b>47</b>	127 A	Pittsburgh	62 <b>65</b>			
			92 N	VCU	62 47	133 N	Washington	65 57			
			94 A	Northeastern	54 <b>58</b>	134 H	Duquesne	57 46			
						134 N	Duquesne	76 34			
						145 H	Penn St.	55 <b>72</b>			
						153 A	Davidson	58 42			
						153 H	Davidson	56 <b>60</b>			
						182 A	Saint Louis	56 53			
						182 H	Saint Louis	54 51			
						206 H	Massachusetts	76 64			
						206 N	Massachusetts	73 62			
						217 N	Ball St.	78 70			
						218 A	George Washington	50 38			
						226 H	George Mason	64 53			
						236 A	Saint Joseph's	51 41			
						250 H	Columbia	68 49			
						258 A	Rhode Island	56 38			
						261 A	St. Bonaventure	53 44			
						265 H	Manhattan	65 61			
						274 H	Richmond	60 48			
						285 A	La Salle	65 54			
						319 H	Wagner	80 59			
						324 A	Iona	57 40			
LAST 12 Division I GAMES:											
206 N	Massachusetts	73 62	236 A	Saint Joseph's	51 41						
134 N	Duquesne	76 34	119 H	Dayton	57 48						
92 N	VCU	62 47	206 H	Massachusetts	76 64						
70 H	Middle Tenn.	61 49	261 A	St. Bonaventure	53 44						
29 N	Texas	54 <b>72</b>	153 A	Davidson	58 42						
133 N	Washington	65 57	226 H	George Mason	64 53						

Non-Div I Games:

Fordham

■ Loss, 
 ■ Non-Conf, S Site, 
 ■ Home 
 ■ Away 
 N Neutral



Average RPI Win:	201	WON-LOST	WINNING	LAST 10	STRENGTH OF	OPP. STRENGTH	TEAM	ADJ.	CONF.	ADJ CONF.
Average RPI Loss:	109	RECORD	PCT. RANK	GAMES	SCHEDULE	OF SCHEDULE	RPI	RPI	RPI	RPI
DIV. I ONLY	17- 12	125	1- 1	132	118	118	118	15	15	
DIV. I NON-CONF.	5- 4	139	0- 0	149	47	105	105	12	12	
TOTALS	RPI 1-25	RPI 26-50	W-L RECORDS	RPI 51-100	RPI 101-150	RPI 150+				
17- 12	0- 1	0- 4	OVERALL	3- 3	0- 0	14- 4				
9- 4	0- 0	0- 1	HOME	2- 1	0- 0	7- 2				
8- 7	0- 1	0- 2	AWAY	1- 2	0- 0	7- 2				
0- 1	0- 0	0- 1	NEUTRAL	0- 0	0- 0	0- 0				
5- 4	0- 1	0- 1	NON-CONFERENCE	1- 1	0- 0	4- 1				
4- 0	0- 0	0- 0	HOME	1- 0	0- 0	3- 0				
1- 4	0- 1	0- 1	AWAY	0- 1	0- 0	1- 1				
0- 0	0- 0	0- 0	NEUTRAL	0- 0	0- 0	0- 0				
12- 8	0- 0	0- 3	CONFERENCE	2- 2	0- 0	10- 3				
5- 4	0- 0	0- 1	HOME	1- 1	0- 0	4- 2				
7- 3	0- 0	0- 1	AWAY	1- 1	0- 0	6- 1				
0- 1	0- 0	0- 1	NEUTRAL	0- 0	0- 0	0- 0				

RPI	S	Opponent	Score	RPI	S	Opponent	Score	RPI	S	Opponent	Score	RPI	S	Opponent	Score	Team's RPI: 118
23	A	Arizona St.	52 68	33	A	UCLA	80 89	52	A	Southern California	61 62	164	H	Santa Clara	80 53	
				38	A	Boise St.	76 83	54	A	New Mexico	73 82	180	A	Utah St.	64 53	
				38	H	Boise St.	60 72	54	H	New Mexico	77 70	180	H	Utah St.	70 59	
				38	N	Boise St.	77 89	61	A	Wyoming	66 64	181	A	Eastern Wash.	68 58	
								61	H	Wyoming	56 63	198	H	Milwaukee	65 48	
								71	H	UT Arlington	70 61	204	A	UNLV	66 55	
												204	H	UNLV	73 55	
												207	A	San Diego St.	87 81	
												207	H	San Diego St.	58 59	
												221	A	Northern Ariz.	73 86	
												245	A	Nevada	79 63	
												245	H	Nevada	41 57	
												281	A	Colorado St.	66 55	
												281	H	Colorado St.	57 54	
												297	A	Air Force	77 70	
												298	A	San Jose St.	57 65	
												298	H	San Jose St.	77 48	
												317	H	Cal Poly	76 58	
LAST 12 Division I GAMES:																
204	A	UNLV	66 55	297	A	Air Force	77 70									
38	N	Boise St.	77 89	54	H	New Mexico	77 70									
298	A	San Jose St.	57 65	38	A	Boise St.	76 83									
207	H	San Diego St.	58 59	204	H	UNLV	73 55									
61	A	Wyoming	66 64	180	A	Utah St.	64 53									
245	H	Nevada	41 57	54	A	New Mexico	73 82									

Non-Div I Games: Stanislaus St. 86 51 Fresno Pacific 90 51

Fresno St.



Average RPI Win:	275	WON-LOST	WINNING	LAST 10	STRENGTH OF	OPP. STRENGTH	TEAM	ADJ.	CONF.	ADJ CONF.
Average RPI Loss:	150	RECORD	PCT. RANK	GAMES	SCHEDULE	OF SCHEDULE	RPI	RPI	RPI	RPI
DIV. I ONLY	18- 12	114	2- 1	323	245	190	190	28	28	
DIV. I NON-CONF.	7- 6	153	0- 0	274	206	207	207	24	24	
TOTALS	RPI 1-25	RPI 26-50	W-L RECORDS	RPI 51-100	RPI 101-150	RPI 150+				
18- 12	0- 2	0- 0	OVERALL	0- 1	0- 4	18- 5				
11- 2	0- 0	0- 0	HOME	0- 1	0- 1	11- 0				
4- 8	0- 2	0- 0	AWAY	0- 0	0- 2	4- 4				
3- 2	0- 0	0- 0	NEUTRAL	0- 0	0- 1	3- 1				
7- 6	0- 2	0- 0	NON-CONFERENCE	0- 1	0- 1	7- 2				
5- 1	0- 0	0- 0	HOME	0- 1	0- 0	5- 0				
1- 4	0- 2	0- 0	AWAY	0- 0	0- 1	1- 1				
1- 1	0- 0	0- 0	NEUTRAL	0- 0	0- 0	1- 1				
11- 6	0- 0	0- 0	CONFERENCE	0- 0	0- 3	11- 3				
6- 1	0- 0	0- 0	HOME	0- 0	0- 1	6- 0				
3- 4	0- 0	0- 0	AWAY	0- 0	0- 1	3- 3				
2- 1	0- 0	0- 0	NEUTRAL	0- 0	0- 1	2- 0				

RPI 1-25				RPI 26-50				RPI 51-100				RPI 101+ Team's RPI: 190			
RPI	S	Opponent	Score	RPI	S	Opponent	Score	RPI	S	Opponent	Score	RPI	S	Opponent	Score
8	A	Mississippi St.	41 106					70	H	Middle Tenn.	71 78	112	A	Georgia	38 61
19	A	South Carolina	53 66									131	A	Mercer	62 66
												131	H	Mercer	60 75
												131	N	Mercer	63 66
												168	A	Chattanooga	53 73
												168	H	Chattanooga	61 54
												168	N	Chattanooga	73 67
												178	H	UNC Asheville	58 47
												240	A	ETSU	70 75
												240	H	ETSU	57 55
												241	N	Western Ill.	78 85
												242	H	Gardner-Webb	70 57
												254	A	Wofford	75 84
												254	H	Wofford	63 50
												284	N	Fairfield	77 70
												289	A	Samford	74 41
												289	H	Samford	57 36
												289	N	Samford	67 52
												292	A	Kennesaw St.	63 74
												296	A	Col. of Charleston	70 67
												305	H	Fla. Atlantic	73 57
												308	A	UNC Greensboro	59 49
												308	H	UNC Greensboro	64 61
												315	H	Presbyterian	76 68
												341	A	Western Caro.	53 28
												341	H	Western Caro.	65 55
LAST 12 Division I GAMES:															
				289	N	Samford	67 52					240	H	ETSU	57 55
				168	N	Chattanooga	73 67					168	H	Chattanooga	61 54
				131	N	Mercer	63 66					308	A	UNC Greensboro	59 49
				289	A	Samford	74 41					341	A	Western Caro.	53 28
				131	A	Mercer	62 66					131	H	Mercer	60 75
				254	A	Wofford	75 84					289	H	Samford	57 36

Non-Div I Games: Coker 71 42 North Greenville 74 78

Furman

Loss, Non-Conf, S Site, H Home A Away N Neutral



F  
u  
r  
m  
a  
n

RPI S Furman Score

Through Games Of March 14, 2019

RPI	S	Opponent	Score
343	H	USC Upstate	78 67

F  
u  
r  
m  
a  
n

Furman



## Ga. Southern

Through Games Of March 14, 2019

Average RPI Win:	270	WON-LOST	WINNING	LAST 10	STRENGTH OF	OPP. STRENGTH	TEAM	ADJ.	CONF.	ADJ CONF.
Average RPI Loss:	155	RECORD	PCT. RANK	GAMES	SCHEDULE	OF SCHEDULE	RPI	RPI	RPI	RPI
DIV. I ONLY	6- 22	311	0- 1	144	255	286	286	12	12	
DIV. I NON-CONF.	4- 6	212	0- 0	198	349	225	225	14	14	
TOTALS	RPI 1-25	RPI 26-50	W-L RECORDS	RPI 51-100	RPI 101-150	RPI 150+				
6- 22	0- 0	0- 0	OVERALL	0- 6	0- 8	6- 8				
3- 10	0- 0	0- 0	HOME	0- 2	0- 4	3- 4				
3- 12	0- 0	0- 0	AWAY	0- 4	0- 4	3- 4				
0- 0	0- 0	0- 0	NEUTRAL	0- 0	0- 0	0- 0				
4- 6	0- 0	0- 0	NON-CONFERENCE	0- 1	0- 3	4- 2				
2- 2	0- 0	0- 0	HOME	0- 0	0- 1	2- 1				
2- 4	0- 0	0- 0	AWAY	0- 1	0- 2	2- 1				
0- 0	0- 0	0- 0	NEUTRAL	0- 0	0- 0	0- 0				
2- 16	0- 0	0- 0	CONFERENCE	0- 5	0- 5	2- 6				
1- 8	0- 0	0- 0	HOME	0- 2	0- 3	1- 3				
1- 8	0- 0	0- 0	AWAY	0- 3	0- 2	1- 3				
0- 0	0- 0	0- 0	NEUTRAL	0- 0	0- 0	0- 0				

RPI 1-25				RPI 26-50				RPI 51-100				RPI 101+				Team's RPI: 286	
RPI	S	Opponent	Score	RPI	S	Opponent	Score	RPI	S	Opponent	Score	RPI	S	Opponent	Score		
								71	A	UT Arlington	48	81	103	A	South Alabama	60	73
								71	H	UT Arlington	53	74	103	H	South Alabama	53	69
								73	A	Virginia Tech	49	78	112	A	Georgia	38	81
								74	A	Little Rock	51	80	124	H	Appalachian St.	52	70
								90	A	Troy	78	100	131	H	Mercer	72	79
								90	H	Troy	81	97	136	A	Stony Brook	43	72
													143	A	Georgia St.	66	73
													143	H	Georgia St.	66	83
													163	A	Texas St.	65	55
													163	H	Texas St.	52	64
													176	H	Coastal Caro.	73	76
													188	A	Arkansas St.	75	86
													220	H	Bethune-Cookman	77	76
													254	H	Wofford	65	81
													271	A	Louisiana	48	59
													271	H	Louisiana	79	71
													292	A	Kennesaw St.	59	78
													300	A	La.-Monroe	57	58
													300	H	La.-Monroe	62	80
													306	H	Winthrop	64	55
													315	A	Presbyterian	69	68
													345	A	Savannah St.	82	71
LAST 12 Division I GAMES:																	
143	A	Georgia St.	66	73	103	A	South Alabama	60	73								
188	A	Arkansas St.	75	86	300	H	La.-Monroe	62	80								
74	A	Little Rock	51	80	271	H	Louisiana	79	71								
124	H	Appalachian St.	52	70	143	H	Georgia St.	66	83								
176	H	Coastal Caro.	73	76	163	A	Texas St.	65	55								
90	A	Troy	78	100	71	A	UT Arlington	48	81								

Non-Div I Games: Coastal Ga. 68 46

Ga. Southern

Loss, Non-Conf, S Site, H Home A Away N Neutral



Average RPI Win:	271	WON-LOST	WINNING	LAST 10	STRENGTH OF	OPP. STRENGTH	TEAM	ADJ.	CONF.	ADJ CONF.
Average RPI Loss:	188	RECORD	PCT. RANK	GAMES	SCHEDULE	OF SCHEDULE	RPI	RPI	RPI	RPI
DIV. I ONLY	13- 15	197	0- 1	298	306	242	242	27	27	
DIV. I NON-CONF.	3- 6	241	0- 0	209	277	233	233	29	29	
TOTALS	RPI 1-25	RPI 26-50	W-L RECORDS	RPI 51-100	RPI 101-150	RPI 150+				
13- 15	0- 0	0- 0	OVERALL	0- 2	0- 4	13- 9				
7- 5	0- 0	0- 0	HOME	0- 0	0- 2	7- 3				
6- 10	0- 0	0- 0	AWAY	0- 2	0- 2	6- 6				
0- 0	0- 0	0- 0	NEUTRAL	0- 0	0- 0	0- 0				
3- 6	0- 0	0- 0	NON-CONFERENCE	0- 1	0- 2	3- 3				
1- 2	0- 0	0- 0	HOME	0- 0	0- 1	1- 1				
2- 4	0- 0	0- 0	AWAY	0- 1	0- 1	2- 2				
0- 0	0- 0	0- 0	NEUTRAL	0- 0	0- 0	0- 0				
10- 9	0- 0	0- 0	CONFERENCE	0- 1	0- 2	10- 6				
6- 3	0- 0	0- 0	HOME	0- 0	0- 1	6- 2				
4- 6	0- 0	0- 0	AWAY	0- 1	0- 1	4- 4				
0- 0	0- 0	0- 0	NEUTRAL	0- 0	0- 0	0- 0				

RPI 1-25				RPI 26-50				RPI 51-100				RPI 101+				Team's RPI: 242	
RPI	S	Opponent	Score	RPI	S	Opponent	Score	RPI	S	Opponent	Score	RPI	S	Opponent	Score		
								63	A	Drexel	48	65	113	A	High Point	70	78
								88	A	Radford	69	79	113	H	High Point	61	78
												129	H	Morehead St.	69	84	
												137	A	Delaware	45	69	
												153	H	Davidson	54	49	
												178	A	UNC Asheville	56	72	
												178	H	UNC Asheville	69	59	
												190	A	Furman	57	70	
												202	A	Hampton	80	82	
												202	H	Hampton	68	46	
												205	A	Campbell	52	38	
												205	H	Campbell	63	69	
												211	A	Florida	60	58	
												222	H	Mt. St. Mary's	62	69	
												254	A	Wofford	53	59	
												279	A	Charleston So.	58	66	
												279	H	Charleston So.	75	65	
												306	A	Winthrop	65	52	
												306	H	Winthrop	62	64	
												315	A	Presbyterian	66	58	
												315	H	Presbyterian	67	62	
												338	A	Longwood	79	85	
												338	H	Longwood	80	78	
												341	A	Western Caro.	62	52	
												343	A	USC Upstate	75	67	
												343	H	USC Upstate	92	72	
LAST 12 Division I GAMES:																	
				178	A	UNC Asheville	56	72	205	H	Campbell	63	69				
				343	A	USC Upstate	75	67	306	A	Winthrop	65	52				
				315	H	Presbyterian	67	62	338	H	Longwood	80	78				
				279	A	Charleston So.	58	66	88	A	Radford	69	79				
				113	A	High Point	70	78	338	A	Longwood	79	85				
				202	H	Hampton	68	46	279	H	Charleston So.	75	65				

Non-Div I Games: Converse 79 51 Pfeiffer 82 46 Warren Wilson 100 37

Gardner-Webb

Loss, Non-Conf, S Site, H Home A Away N Neutral



## George Mason

Through Games Of March 14, 2019

Average RPI Win:	239	WON-LOST	WINNING	LAST 10	STRENGTH OF	OPP. STRENGTH	TEAM	ADJ.	CONF.	ADJ CONF.
Average RPI Loss:	168	RECORD	PCT. RANK	GAMES	SCHEDULE	OF SCHEDULE	RPI	RPI	RPI	RPI
DIV. I ONLY	16- 14	154	0- 1	334	153	226	226	17	17	
DIV. I NON-CONF.	8- 5	119	0- 0	313	183	184	184	16	16	
TOTALS	RPI 1-25	RPI 26-50	W-L RECORDS	RPI 51-100	RPI 101-150	RPI 150+				
16- 14	0- 0	0- 0	OVERALL	0- 3	2- 3	14- 8				
10- 5	0- 0	0- 0	HOME	0- 1	2- 2	8- 2				
6- 9	0- 0	0- 0	AWAY	0- 2	0- 1	6- 6				
0- 0	0- 0	0- 0	NEUTRAL	0- 0	0- 0	0- 0				
8- 5	0- 0	0- 0	NON-CONFERENCE	0- 1	1- 2	7- 2				
5- 1	0- 0	0- 0	HOME	0- 0	1- 1	4- 0				
3- 4	0- 0	0- 0	AWAY	0- 1	0- 1	3- 2				
0- 0	0- 0	0- 0	NEUTRAL	0- 0	0- 0	0- 0				
8- 9	0- 0	0- 0	CONFERENCE	0- 2	1- 1	7- 6				
5- 4	0- 0	0- 0	HOME	0- 1	1- 1	4- 2				
3- 5	0- 0	0- 0	AWAY	0- 1	0- 0	3- 4				
0- 0	0- 0	0- 0	NEUTRAL	0- 0	0- 0	0- 0				

RPI S	Opponent	Score	RPI S	Opponent	Score	RPI S	Opponent	Score	RPI S	Opponent	Score	Team's RPI: 226
						72	A American	71 86	109	H Houston	56 66	
						83	A Fordham	53 64	119	H Dayton	54 51	
						92	H VCU	38 62	133	A Washington	52 81	
									134	H Duquesne	57 60	
									137	H Delaware	72 46	
									153	A Davidson	59 67	
									154	A Kansas	56 77	
									182	A Saint Louis	53 60	
									203	H UMES	70 49	
									206	A Massachusetts	70 52	
									206	H Massachusetts	80 86	
									218	A George Washington	64 60	
									218	H George Washington	61 46	
									229	A UMKC	91 84	
									232	A Howard	59 73	
									236	H Saint Joseph's	68 59	
									248	H Colgate	64 61	
									258	H Rhode Island	75 69	
									261	A St. Bonaventure	55 64	
									261	H St. Bonaventure	57 68	
									268	H Loyola Maryland	70 38	
									274	A Richmond	67 52	
									285	A La Salle	71 77	
									285	H La Salle	59 42	
									296	H Col. of Charleston	66 52	
									297	A Air Force	78 71	
LAST 12 Division I GAMES:												
206	H	Massachusetts	80	86	285	H	La Salle	59	42			
285	A	La Salle	71	77	83	A	Fordham	53	64			
236	H	Saint Joseph's	68	59	218	H	George Washington	61	46			
119	H	Dayton	54	51	261	A	St. Bonaventure	55	64			
274	A	Richmond	67	52	182	A	Saint Louis	53	60			
92	H	VCU	38	62	258	H	Rhode Island	75	69			

Non-Div I Games:

George Mason

■ Loss, 
■ Non-Conf, 
■ S Site, 
■ H Home 
■ A Away 
N Neutral



RPI	S	Opponent	Score
333	A	Eastern Ky.	91 75

G  
e  
o  
r  
g  
e  
M  
a  
s  
o  
n

G  
e  
o  
r  
g  
e  
M  
a  
s  
o  
n

George Mason







## Georgetown

Through Games Of March 14, 2019

Average RPI Win:	146	WON-LOST	WINNING	LAST 10	STRENGTH OF	OPP. STRENGTH	TEAM	ADJ.	CONF.	ADJ CONF.
Average RPI Loss:	49	RECORD	PCT. RANK	GAMES	SCHEDULE	OF SCHEDULE	RPI	RPI	RPI	RPI
DIV. I ONLY	16- 15	164	1- 0	18	56	68	68	6	6	
DIV. I NON-CONF.	6- 5	143	0- 0	22	53	71	71	4	4	
TOTALS	RPI 1-25	RPI 26-50	W-L RECORDS	RPI 51-100	RPI 101-150	RPI 150+				
16- 15	0- 7	0- 2	OVERALL	5- 4	5- 2	6- 0				
10- 5	0- 3	0- 0	HOME	3- 2	4- 0	3- 0				
5- 7	0- 2	0- 1	AWAY	1- 2	1- 2	3- 0				
1- 3	0- 2	0- 1	NEUTRAL	1- 0	0- 0	0- 0				
6- 5	0- 2	0- 2	NON-CONFERENCE	1- 1	1- 0	4- 0				
4- 2	0- 1	0- 0	HOME	1- 1	1- 0	2- 0				
2- 1	0- 0	0- 1	AWAY	0- 0	0- 0	2- 0				
0- 2	0- 1	0- 1	NEUTRAL	0- 0	0- 0	0- 0				
10- 10	0- 5	0- 0	CONFERENCE	4- 3	4- 2	2- 0				
6- 3	0- 2	0- 0	HOME	2- 1	3- 0	1- 0				
3- 6	0- 2	0- 0	AWAY	1- 2	1- 2	1- 0				
1- 1	0- 1	0- 0	NEUTRAL	1- 0	0- 0	0- 0				

RPI 1-25				RPI 26-50				RPI 51-100				RPI 101+			
RPI	S	Opponent	Score	RPI	S	Opponent	Score	RPI	S	Opponent	Score	RPI	S	Opponent	Score
2	N	Baylor	46 67	35	A	James Madison	57 69	55	A	Villanova	43 91	116	A	St. John's (NY)	51 59
9	H	NC State	65 76	36	N	Buffalo	64 73	55	H	Villanova	68 63	116	H	St. John's (NY)	82 80
12	A	Marquette	52 59					55	N	Villanova	76 67	120	A	Providence	68 52
12	H	Marquette	62 72					75	A	Butler	72 42	120	H	Providence	61 56
12	N	Marquette	62 75					75	H	Butler	50 59	127	H	Pittsburgh	70 41
20	A	DePaul	71 76					83	H	Fordham	58 38	141	A	Seton Hall	63 76
20	H	DePaul	64 69					92	H	VCU	45 47	141	H	Seton Hall	51 43
								93	A	Creighton	38 65	171	A	Rider	79 49
								93	H	Creighton	62 53	203	H	UMES	74 55
												215	A	Xavier	67 64
												215	H	Xavier	68 61
												268	H	Loyola Maryland	45 30
												274	A	Richmond	73 53
LAST 12 Division I GAMES:															
		55 N Villanova	76 67			55 A Villanova	43 91								
		12 N Marquette	62 75			20 A DePaul	71 76								
		215 A Xavier	67 64			12 A Marquette	52 59								
		75 A Butler	72 42			120 H Providence	61 56								
		116 H St. John's (NY)	82 80			93 H Creighton	62 53								
		141 H Seton Hall	51 43			141 A Seton Hall	63 76								

Non-Div I Games:

Georgetown

■ Loss, 
 ■ Non-Conf, S Site, 
 ■ Home 
 ■ Away 
 N Neutral



Average RPI Win:	206	WON-LOST	WINNING	LAST 10	STRENGTH OF	OPP. STRENGTH	TEAM	ADJ.	CONF.	ADJ CONF.
Average RPI Loss:	44	RECORD	PCT. RANK	GAMES	SCHEDULE	OF SCHEDULE	RPI	RPI	RPI	RPI
DIV. I ONLY	18- 12	114	0- 1	119	76	112	112	5	5	
DIV. I NON-CONF.	9- 4	85	0- 0	241	246	136	136	5	5	
TOTALS	RPI 1-25	RPI 26-50	W-L RECORDS	RPI 51-100	RPI 101-150	RPI 150+				
18- 12	0- 5	0- 3	OVERALL	4- 3	1- 0	13- 1				
13- 3	0- 2	0- 0	HOME	3- 0	1- 0	9- 1				
4- 7	0- 2	0- 3	AWAY	1- 2	0- 0	3- 0				
1- 2	0- 1	0- 0	NEUTRAL	0- 1	0- 0	1- 0				
9- 4	0- 1	0- 1	NON-CONFERENCE	0- 2	1- 0	8- 0				
8- 0	0- 0	0- 0	HOME	0- 0	1- 0	7- 0				
0- 3	0- 0	0- 1	AWAY	0- 2	0- 0	0- 0				
1- 1	0- 1	0- 0	NEUTRAL	0- 0	0- 0	1- 0				
9- 8	0- 4	0- 2	CONFERENCE	4- 1	0- 0	5- 1				
5- 3	0- 2	0- 0	HOME	3- 0	0- 0	2- 1				
4- 4	0- 2	0- 2	AWAY	1- 0	0- 0	3- 0				
0- 1	0- 0	0- 0	NEUTRAL	0- 1	0- 0	0- 0				

RPI 1-25				RPI 26-50				RPI 51-100				RPI 101+ Team's RPI: 112			
RPI	S	Opponent	Score	RPI	S	Opponent	Score	RPI	S	Opponent	Score	RPI	S	Opponent	Score
8	A	Mississippi St.	71 80	30	A	Missouri	35 61	55	A	Villanova	56 62	131	H	Mercer	67 60
14	N	Maryland	51 58	33	A	UCLA	69 80	57	H	Tennessee	66 62	156	A	Alabama	76 67
17	H	Texas A&M	66 76	48	A	Auburn	58 59	65	A	Arkansas	80 72	156	H	Alabama	53 58
19	A	South Carolina	57 65					65	H	Arkansas	93 83	190	H	Furman	61 38
22	H	Kentucky	53 58					65	N	Arkansas	76 86	209	A	Vanderbilt	71 64
								66	A	Georgia Tech	53 63	211	A	Florida	69 57
								85	H	LSU	63 50	211	H	Florida	93 58
												239	H	Ole Miss	78 56
												261	H	St. Bonaventure	67 40
												279	H	Charleston So.	83 75
												286	H	Ga. Southern	81 38
												306	H	Winthrop	85 39
												311	N	Morgan St.	60 33
												315	H	Presbyterian	83 59
												330	H	Lipscomb	77 45
LAST 12 Division I GAMES:															
65	N	Arkansas	76 86	19	A	South Carolina	57 65								
22	H	Kentucky	53 58	211	H	Florida	93 58								
211	A	Florida	69 57	48	A	Auburn	58 59								
156	A	Alabama	76 67	65	A	Arkansas	80 72								
65	H	Arkansas	93 83	156	H	Alabama	53 58								
239	H	Ole Miss	78 56	17	H	Texas A&M	66 76								

Non-Div I Games:

Georgia

■ Loss, 
■ Non-Conf, 
■ S Site, 
■ H Home 
■ A Away 
N Neutral



Average RPI Win:	232	WON-LOST	WINNING	LAST 10	STRENGTH OF	OPP. STRENGTH	TEAM	ADJ.	CONF.	ADJ CONF.
Average RPI Loss:	115	RECORD	PCT. RANK	GAMES	SCHEDULE	OF SCHEDULE	RPI	RPI	RPI	RPI
DIV. I ONLY	17- 13	132	0- 1	172	186	143	143	12	12	
DIV. I NON-CONF.	6- 5	143	0- 0	220	256	171	171	14	14	
TOTALS	RPI 1-25	RPI 26-50	W-L RECORDS	RPI 51-100	RPI 101-150	RPI 150+				
17- 13	0- 1	0- 1	OVERALL	3- 4	1- 3	13- 4				
10- 4	0- 0	0- 0	HOME	2- 1	1- 1	7- 2				
7- 8	0- 1	0- 1	AWAY	1- 3	0- 1	6- 2				
0- 1	0- 0	0- 0	NEUTRAL	0- 0	0- 1	0- 0				
6- 5	0- 1	0- 1	NON-CONFERENCE	0- 2	0- 0	6- 1				
4- 1	0- 0	0- 0	HOME	0- 1	0- 0	4- 0				
2- 4	0- 1	0- 1	AWAY	0- 1	0- 0	2- 1				
0- 0	0- 0	0- 0	NEUTRAL	0- 0	0- 0	0- 0				
11- 8	0- 0	0- 0	CONFERENCE	3- 2	1- 3	7- 3				
6- 3	0- 0	0- 0	HOME	2- 0	1- 1	3- 2				
5- 4	0- 0	0- 0	AWAY	1- 2	0- 1	4- 1				
0- 1	0- 0	0- 0	NEUTRAL	0- 0	0- 1	0- 0				

RPI 1-25				RPI 26-50				RPI 51-100				RPI 101+				Team's RPI: 143	
RPI	S	Opponent	Score	RPI	S	Opponent	Score	RPI	S	Opponent	Score	RPI	S	Opponent	Score		
21	A	Florida St.	43 79	34	A	Rice	49 66	66	H	Georgia Tech	71 78	103	A	South Alabama	59 62		
								70	A	Middle Tenn.	54 69	103	H	South Alabama	59 68		
								71	A	UT Arlington	45 69	124	H	Appalachian St.	85 75		
								71	H	UT Arlington	50 48	124	N	Appalachian St.	45 47		
								74	A	Little Rock	50 82	163	A	Texas St.	57 34		
								90	A	Troy	85 70	163	H	Texas St.	60 69		
								90	H	Troy	84 80	176	H	Coastal Caro.	62 67		
												188	A	Arkansas St.	64 62		
												213	A	Jacksonville St.	56 61		
												220	H	Bethune-Cookman	62 57		
												271	A	Louisiana	54 57		
												271	H	Louisiana	74 71		
												286	A	Ga. Southern	83 66		
												286	H	Ga. Southern	73 66		
												292	H	Kennesaw St.	79 73		
												300	A	La.-Monroe	56 41		
												300	H	La.-Monroe	68 46		
												305	A	Fla. Atlantic	75 59		
												308	H	UNC Greensboro	70 63		
												323	A	FIU	67 61		
												335	H	N.C. Central	65 54		
LAST 12 Division I GAMES:																	

Non-Div I Games:

Georgia St.

■ Loss, 
 ■ Non-Conf, 
 S Site, 
 ■ Home 
 ■ Away 
 N Neutral



Average RPI Win:	154	WON-LOST	WINNING	LAST 10	STRENGTH OF	OPP. STRENGTH	TEAM	ADJ.	CONF.	ADJ CONF.
Average RPI Loss:	40	RECORD	PCT. RANK	GAMES	SCHEDULE	OF SCHEDULE	RPI	RPI	RPI	RPI
DIV. I ONLY	17- 13	132	0- 1	46	20	66	66	1	1	
DIV. I NON-CONF.	10- 3	59	0- 0	180	172	68	68	1	1	
TOTALS	RPI 1-25	RPI 26-50	W-L RECORDS	RPI 51-100	RPI 101-150	RPI 150+				
17- 13	1- 7	1- 3	OVERALL	2- 1	7- 2	6- 0				
11- 3	1- 3	1- 0	HOME	2- 0	3- 0	4- 0				
3- 8	0- 4	0- 2	AWAY	0- 1	2- 1	1- 0				
3- 2	0- 0	0- 1	NEUTRAL	0- 0	2- 1	1- 0				
10- 3	0- 1	0- 0	NON-CONFERENCE	0- 0	5- 2	5- 0				
6- 0	0- 0	0- 0	HOME	0- 0	2- 0	4- 0				
1- 2	0- 1	0- 0	AWAY	0- 0	1- 1	0- 0				
3- 1	0- 0	0- 0	NEUTRAL	0- 0	2- 1	1- 0				
7- 10	1- 6	1- 3	CONFERENCE	2- 1	2- 0	1- 0				
5- 3	1- 3	1- 0	HOME	2- 0	1- 0	0- 0				
2- 6	0- 3	0- 2	AWAY	0- 1	1- 0	1- 0				
0- 1	0- 0	0- 1	NEUTRAL	0- 0	0- 0	0- 0				

RPI 1-25				RPI 26-50				RPI 51-100				Team's RPI: 66	RPI 101+			
RPI	S	Opponent	Score	RPI	S	Opponent	Score	RPI	S	Opponent	Score		RPI	S	Opponent	Score
1	A	Notre Dame	50 90	37	A	North Carolina	90 91	73	H	Virginia Tech	76 68		107	N	Idaho St.	74 51
1	H	Notre Dame	55 76	37	N	North Carolina	73 80	77	H	Duke	70 64		109	A	Houston	89 95
3	A	Louisville	44 61	49	A	Clemson	61 71	98	A	Virginia	45 53		112	H	Georgia	63 53
9	H	NC State	60 68	49	H	Clemson	75 53						119	N	Dayton	66 85
10	H	Syracuse	65 55										124	H	Appalachian St.	71 53
14	A	Maryland	54 67										127	H	Pittsburgh	67 55
18	A	Miami (FL)	56 69										132	A	Boston College	81 76
21	H	Florida St.	55 64										141	N	Seton Hall	84 73
													143	A	Georgia St.	78 71
													151	A	Wake Forest	60 46
													218	N	George Washington	70 55
													254	H	Wofford	81 40
													270	H	Alabama St.	69 42
													292	H	Kennesaw St.	60 35
													341	H	Western Caro.	84 49
LAST 12 Division I GAMES:																
				37	N	North Carolina	73 80	151	A	Wake Forest	60 46					
				21	H	Florida St.	55 64	127	H	Pittsburgh	67 55					
				18	A	Miami (FL)	56 69	1	A	Notre Dame	50 90					
				98	A	Virginia	45 53	37	A	North Carolina	90 91					
				49	H	Clemson	75 53	9	H	NC State	60 68					
				73	H	Virginia Tech	76 68	10	H	Syracuse	65 55					

Non-Div I Games:

Georgia Tech

■ Loss, 
 ■ Non-Conf, 
 ■ S Site, 
 ■ H Home 
 ■ A Away 
 N Neutral



## Gonzaga

Through Games Of March 14, 2019

Average RPI Win:	140	WON-LOST	WINNING	LAST 10	STRENGTH OF	OPP. STRENGTH	TEAM	ADJ.	CONF.	ADJ CONF.
Average RPI Loss:	19	RECORD	PCT. RANK	GAMES	SCHEDULE	OF SCHEDULE	RPI	RPI	RPI	RPI
DIV. I ONLY	28- 4	7	1- 1	51	68	13	13	7	7	
DIV. I NON-CONF.	11- 1	13	0- 0	53	5	11	11	7	7	
TOTALS	RPI 1-25	RPI 26-50	W-L RECORDS	RPI 51-100	RPI 101-150	RPI 150+				
28- 4	1- 4	4- 0	OVERALL	7- 0	3- 0	13- 0				
14- 1	1- 1	1- 0	HOME	3- 0	2- 0	7- 0				
11- 1	0- 1	1- 0	AWAY	3- 0	1- 0	6- 0				
3- 2	0- 2	2- 0	NEUTRAL	1- 0	0- 0	0- 0				
11- 1	1- 1	1- 0	NON-CONFERENCE	3- 0	1- 0	5- 0				
6- 0	1- 0	0- 0	HOME	1- 0	1- 0	3- 0				
3- 0	0- 0	0- 0	AWAY	1- 0	0- 0	2- 0				
2- 1	0- 1	1- 0	NEUTRAL	1- 0	0- 0	0- 0				
17- 3	0- 3	3- 0	CONFERENCE	4- 0	2- 0	8- 0				
8- 1	0- 1	1- 0	HOME	2- 0	1- 0	4- 0				
8- 1	0- 1	1- 0	AWAY	2- 0	1- 0	4- 0				
1- 1	0- 1	1- 0	NEUTRAL	0- 0	0- 0	0- 0				

RPI	S	Opponent	Score
1	N	Notre Dame	65 81
4	H	Stanford	79 73
25	A	BYU	68 70
25	H	BYU	64 66
25	N	BYU	68 82

RPI	S	Opponent	Score
28	N	Rutgers	57 40
50	A	Saint Mary's (CA)	66 52
50	H	Saint Mary's (CA)	74 62
50	N	Saint Mary's (CA)	78 77

RPI	S	Opponent	Score
69	A	Missouri St.	70 67
84	H	Idaho	88 51
97	N	Western Ky.	76 55
99	A	Pepperdine	79 54
99	H	Pepperdine	83 60
100	A	Pacific	63 51
100	H	Pacific	88 65

RPI	S	Opponent	Score
105	A	Loyola Marymount	78 53
105	H	Loyola Marymount	68 58
107	H	Idaho St.	70 51
160	H	Washington St.	76 53
164	A	Santa Clara	74 61
164	H	Santa Clara	78 61
181	A	Eastern Wash.	63 51
187	H	Montana	76 52
189	A	Portland	93 62
189	H	Portland	97 71
204	A	UNLV	70 59
251	A	San Francisco	64 44
251	H	San Francisco	78 51
276	A	San Diego	86 61
276	H	San Diego	71 44
281	H	Colorado St.	50 39

## LAST 12 Division I GAMES:

50	N	Saint Mary's (CA)	78 77	251	A	San Francisco	64 44
25	N	BYU	68 82	164	A	Santa Clara	74 61
97	N	Western Ky.	76 55	25	H	BYU	64 66
28	N	Rutgers	57 40	276	H	San Diego	71 44
105	H	Loyola Marymount	68 58	189	A	Portland	93 62
99	H	Pepperdine	83 60	50	A	Saint Mary's (CA)	66 52

Non-Div I Games:

Gonzaga

■ Loss, 
 ■ Non-Conf, S Site, 
 ■ Home 
 ■ Away 
 N Neutral



## Grambling

Through Games Of March 14, 2019

Average RPI Win:	254	WON-LOST	WINNING	LAST 10	STRENGTH OF	OPP. STRENGTH	TEAM	ADJ.	CONF.	ADJ CONF.
Average RPI Loss:	178	RECORD	PCT. RANK	GAMES	SCHEDULE	OF SCHEDULE	RPI	RPI	RPI	RPI
DIV. I ONLY	16- 15	164	1- 0	291	295	200	200	29	29	
DIV. I NON-CONF.	3- 9	271	0- 0	111	79	205	205	28	28	
TOTALS	RPI 1-25	RPI 26-50	W-L RECORDS	RPI 51-100	RPI 101-150	RPI 150+				
16- 15	0- 0	1- 2	OVERALL	0- 1	1- 2	14- 10				
8- 3	0- 0	0- 0	HOME	0- 0	0- 0	8- 3				
6- 11	0- 0	0- 1	AWAY	0- 1	0- 2	6- 7				
2- 1	0- 0	1- 1	NEUTRAL	0- 0	1- 0	0- 0				
3- 9	0- 0	1- 2	NON-CONFERENCE	0- 1	1- 2	1- 4				
1- 0	0- 0	0- 0	HOME	0- 0	0- 0	1- 0				
0- 8	0- 0	0- 1	AWAY	0- 1	0- 2	0- 4				
2- 1	0- 0	1- 1	NEUTRAL	0- 0	1- 0	0- 0				
13- 6	0- 0	0- 0	CONFERENCE	0- 0	0- 0	13- 6				
7- 3	0- 0	0- 0	HOME	0- 0	0- 0	7- 3				
6- 3	0- 0	0- 0	AWAY	0- 0	0- 0	6- 3				
0- 0	0- 0	0- 0	NEUTRAL	0- 0	0- 0	0- 0				

RPI S	Opponent	Score	RPI S	Opponent	Score	RPI S	Opponent	Score	RPI S	Opponent	Score	Team's RPI: 200
40 N	South Dakota	53 67	71 A	UT Arlington	54 78	105 N	Loyola Marymount	62 61				
47 N	Indiana	65 62				114 A	South Fla.	50 67				
48 A	Auburn	48 97				142 A	Oklahoma St.	40 86				
						154 A	Kansas	45 76				
						156 A	Alabama	55 73				
						169 A	Southern U.	65 71				
						169 H	Southern U.	81 86				
						185 A	Prairie View	64 63				
						185 H	Prairie View	73 57				
						196 A	Southern Miss.	47 68				
						228 A	Texas Southern	75 67				
						228 H	Texas Southern	72 55				
						228 H	Texas Southern	72 61				
						249 A	Jackson St.	60 89				
						249 H	Jackson St.	74 77				
						257 A	Wichita St.	61 70				
						270 A	Alabama St.	80 72				
						270 H	Alabama St.	63 45				
						301 A	Alabama A&M	63 51				
						301 H	Alabama A&M	71 61				
						312 H	McNeese	75 51				
						329 A	Mississippi Val.	61 79				
						329 H	Mississippi Val.	52 54				
						349 A	Ark.-Pine Bluff	67 57				
						349 H	Ark.-Pine Bluff	77 57				
						350 A	Alcorn	79 63				
LAST 12 Division I GAMES:												
228 H	Texas Southern	72 61	185 H	Prairie View	73 57							
301 H	Alabama A&M	71 61	228 H	Texas Southern	72 55							
270 H	Alabama St.	63 45	350 A	Alcorn	79 63							
329 A	Mississippi Val.	61 79	169 A	Southern U.	65 71							
349 A	Ark.-Pine Bluff	67 57	329 H	Mississippi Val.	52 54							
249 A	Jackson St.	60 89	349 H	Ark.-Pine Bluff	77 57							

Non-Div I Games:

Grambling

■ Loss, 
 ■ Non-Conf, 
 ■ S Site, 
 ■ Home 
 ■ A Away 
 N Neutral



RPI	S	Opponent	Score
350	H	Alcorn	61 56

G  
r  
a  
m  
b  
l  
i  
n  
gG  
r  
a  
m  
b  
l  
i  
n  
g

Grambling



Average RPI Win:	284	WON-LOST	WINNING	LAST 10	STRENGTH OF	OPP. STRENGTH	TEAM	ADJ.	CONF.	ADJ CONF.
Average RPI Loss:	231	RECORD	PCT. RANK	GAMES	SCHEDULE	OF SCHEDULE	RPI	RPI	RPI	RPI
DIV. I ONLY	7- 20	295	0- 1	343	329	342	342	30	30	
DIV. I NON-CONF.	2- 8	293	0- 0	325	273	345	345	30	30	
TOTALS	RPI 1-25	RPI 26-50	W-L RECORDS	RPI 51-100	RPI 101-150	RPI 150+				
7- 20	0- 0	0- 0	OVERALL	0- 0	1- 3	6- 17				
6- 7	0- 0	0- 0	HOME	0- 0	1- 1	5- 6				
1- 12	0- 0	0- 0	AWAY	0- 0	0- 2	1- 10				
0- 1	0- 0	0- 0	NEUTRAL	0- 0	0- 0	0- 1				
2- 8	0- 0	0- 0	NON-CONFERENCE	0- 0	0- 2	2- 6				
2- 3	0- 0	0- 0	HOME	0- 0	0- 1	2- 2				
0- 5	0- 0	0- 0	AWAY	0- 0	0- 1	0- 4				
0- 0	0- 0	0- 0	NEUTRAL	0- 0	0- 0	0- 0				
5- 12	0- 0	0- 0	CONFERENCE	0- 0	1- 1	4- 11				
4- 4	0- 0	0- 0	HOME	0- 0	1- 0	3- 4				
1- 7	0- 0	0- 0	AWAY	0- 0	0- 1	1- 6				
0- 1	0- 0	0- 0	NEUTRAL	0- 0	0- 0	0- 1				

[illegible]

Non-Div I Games:

## Grand Canyon

Loss, Non-Conf, S Site, H Home A Away N Neutral



RPI	S	Opponent	Score
351	H	LIU Brooklyn	65 62

G  
r  
a  
n  
d  
C  
a  
n  
y  
o  
n

G  
r  
a  
n  
d  
C  
a  
n  
y  
o  
n

Grand Canyon



Average RPI Win:	216	WON-LOST	WINNING	LAST 10	STRENGTH OF	OPP. STRENGTH	TEAM	ADJ.	CONF.	ADJ CONF.
Average RPI Loss:	64	RECORD	PCT. RANK	GAMES	SCHEDULE	OF SCHEDULE	RPI	RPI	RPI	RPI
DIV. I ONLY	21- 9	60	1- 0	102	182	67	67	21	21	
DIV. I NON-CONF.	4- 5	190	0- 0	3	17	37	37	19	19	
TOTALS	RPI 1-25	RPI 26-50	W-L RECORDS	RPI 51-100	RPI 101-150	RPI 150+				
21- 9	0- 2	1- 2	OVERALL	2- 2	4- 3	14- 0				
12- 2	0- 0	0- 0	HOME	2- 0	2- 2	8- 0				
8- 6	0- 2	1- 2	AWAY	0- 1	1- 1	6- 0				
1- 1	0- 0	0- 0	NEUTRAL	0- 1	1- 0	0- 0				
4- 5	0- 2	1- 2	NON-CONFERENCE	1- 0	1- 1	1- 0				
3- 1	0- 0	0- 0	HOME	1- 0	1- 1	1- 0				
1- 4	0- 2	1- 2	AWAY	0- 0	0- 0	0- 0				
0- 0	0- 0	0- 0	NEUTRAL	0- 0	0- 0	0- 0				
17- 4	0- 0	0- 0	CONFERENCE	1- 2	3- 2	13- 0				
9- 1	0- 0	0- 0	HOME	1- 0	1- 1	7- 0				
7- 2	0- 0	0- 0	AWAY	0- 1	1- 1	6- 0				
1- 1	0- 0	0- 0	NEUTRAL	0- 1	1- 0	0- 0				

RPI 1-25				RPI 26-50				RPI 51-100				Team's RPI: 67		RPI 101+			
RPI	S	Opponent	Score	RPI	S	Opponent	Score	RPI	S	Opponent	Score			RPI	S	Opponent	Score
12	A	Marquette	54 80	26	A	South Dakota St.	47 77	56	A	Wright St.	67 85			115	H	Northwestern	55 57
20	A	DePaul	64 73	30	A	Missouri	56 49	56	H	Wright St.	56 37			119	H	Dayton	51 35
				40	A	South Dakota	49 55	56	N	Wright St.	52 55			121	A	Youngstown St.	59 70
								60	H	Maine	70 39			121	H	Youngstown St.	60 42
														121	N	Youngstown St.	55 53
														130	A	IUPUI	45 43
														130	H	IUPUI	63 67
														186	H	Wisconsin	55 46
														198	A	Milwaukee	76 62
														198	H	Milwaukee	59 45
														244	A	Northern Ky.	81 61
														244	H	Northern Ky.	70 42
														283	A	Cleveland St.	76 63
														283	H	Cleveland St.	73 30
														283	H	Cleveland St.	62 53
														310	A	Oakland	77 53
														310	H	Oakland	72 32
														336	A	Detroit Mercy	65 40
														336	H	Detroit Mercy	82 37
														339	A	UIC	77 53
														339	H	UIC	62 32
LAST 12 Division I GAMES:																	
				283	H	Cleveland St.	73 30					310	H	Oakland	72 32		
				121	N	Youngstown St.	55 53					283	A	Cleveland St.	76 63		
				56	N	Wright St.	52 55					121	A	Youngstown St.	59 70		
				339	A	UIC	77 53					56	H	Wright St.	56 37		
				130	A	IUPUI	45 43					244	H	Northern Ky.	70 42		
				336	H	Detroit Mercy	82 37					198	H	Milwaukee	59 45		

Non-Div I Games: Wis.-Parkside 81 32

Green Bay

■ Loss, 
 ■ Non-Conf, 
 ■ S Site, 
 ■ H Home 
 ■ A Away 
 N Neutral



Average RPI Win: <b>259</b>	WON-LOST	WINNING	LAST 10	STRENGTH OF	OPP. STRENGTH	TEAM	ADJ.	CONF.	ADJ CONF.
Average RPI Loss: <b>174</b>	RECORD	PCT. RANK	GAMES	SCHEDULE	OF SCHEDULE	RPI	RPI	RPI	RPI
DIV. I ONLY	15- 14	158	0- 1	253	290	202	202	27	27
DIV. I NON-CONF.	3- 7	256	0- 0	229	136	279	279	29	29
TOTALS	RPI 1-25	RPI 26-50	W-L RECORDS	RPI 51-100	RPI 101-150	RPI 150+			
15- 14	0- 1	1- 0	OVERALL	1- 2	0- 2	13- 9			
9- 4	0- 0	1- 0	HOME	1- 0	0- 1	7- 3			
6- 7	0- 1	0- 0	AWAY	0- 1	0- 1	6- 4			
0- 3	0- 0	0- 0	NEUTRAL	0- 1	0- 0	0- 2			
3- 7	0- 1	1- 0	NON-CONFERENCE	0- 1	0- 0	2- 5			
2- 2	0- 0	1- 0	HOME	0- 0	0- 0	1- 2			
1- 3	0- 1	0- 0	AWAY	0- 0	0- 0	1- 2			
0- 2	0- 0	0- 0	NEUTRAL	0- 1	0- 0	0- 1			
12- 7	0- 0	0- 0	CONFERENCE	1- 1	0- 2	11- 4			
7- 2	0- 0	0- 0	HOME	1- 0	0- 1	6- 1			
5- 4	0- 0	0- 0	AWAY	0- 1	0- 1	5- 2			
0- 1	0- 0	0- 0	NEUTRAL	0- 0	0- 0	0- 1			

RPI	S	Opponent	Score	RPI	S	Opponent	Score	RPI	S	Opponent	Score	RPI	S	Opponent	Score	Team's RPI: 202
9	A	NC State	51 <b>83</b>	35	H	James Madison	72 65	62	N	SFA	68 <b>70</b>	113	A	High Point	73 <b>82</b>	
								88	A	Radford	59 <b>84</b>	113	H	High Point	98 <b>104</b>	
								88	H	Radford	68 54	168	H	Chattanooga	50 <b>58</b>	
												178	A	UNC Asheville	61 58	
												197	A	Cornell	53 <b>79</b>	
												205	A	Campbell	46 <b>52</b>	
												205	H	Campbell	61 50	
												205	N	Campbell	63 <b>85</b>	
												237	H	Elon	62 <b>77</b>	
												242	A	Gardner-Webb	46 <b>68</b>	
												242	H	Gardner-Webb	82 80	
												250	A	Columbia	63 <b>88</b>	
												267	N	Sacramento St.	61 <b>65</b>	
												279	A	Charleston So.	74 66	
												279	H	Charleston So.	57 <b>72</b>	
												289	H	Samford	64 57	
												305	A	Fla. Atlantic	72 68	
												306	A	Winthrop	84 63	
												306	H	Winthrop	88 63	
												315	A	Presbyterian	82 68	
												315	H	Presbyterian	79 62	
												338	A	Longwood	86 70	
												338	H	Longwood	66 40	
												343	H	USC Upstate	67 43	
LAST 12 Division I GAMES:																
205	N	Campbell	63 <b>85</b>	338	A	Longwood	86 70									
267	N	Sacramento St.	61 <b>65</b>	242	A	Gardner-Webb	46 <b>68</b>									
306	H	Winthrop	88 63	279	H	Charleston So.	57 <b>72</b>									
88	A	Radford	59 <b>84</b>	205	H	Campbell	61 50									
113	H	High Point	98 <b>104</b>	315	H	Presbyterian	79 62									
315	A	Presbyterian	82 68	113	A	High Point	73 <b>82</b>									

Non-Div I Games: Mid-Atlantic Christl15 48

Hampton

■ Loss, 
 ■ Non-Conf, S Site, 
 ■ Home 
 ■ Away 
 N Neutral



Average RPI Win:	248	WON-LOST	WINNING	LAST 10	STRENGTH OF	OPP. STRENGTH	TEAM	ADJ.	CONF.	ADJ CONF.
Average RPI Loss:	76	RECORD	PCT. RANK	GAMES	SCHEDULE	OF SCHEDULE	RPI	RPI	RPI	RPI
DIV. I ONLY	23- 9	53	1- 0	198	219	102	102	23	23	
DIV. I NON-CONF.	7- 7	162	0- 0	130	99	143	143	25	25	
TOTALS	RPI 1-25	RPI 26-50	W-L RECORDS	RPI 51-100	RPI 101-150	RPI 150+				
23- 9	0- 2	0- 1	OVERALL	2- 4	3- 1	18- 1				
14- 2	0- 0	0- 1	HOME	2- 1	2- 0	10- 0				
9- 5	0- 1	0- 0	AWAY	0- 3	1- 0	8- 1				
0- 2	0- 1	0- 0	NEUTRAL	0- 0	0- 1	0- 0				
7- 7	0- 2	0- 1	NON-CONFERENCE	1- 3	0- 1	6- 0				
4- 2	0- 0	0- 1	HOME	1- 1	0- 0	3- 0				
3- 3	0- 1	0- 0	AWAY	0- 2	0- 0	3- 0				
0- 2	0- 1	0- 0	NEUTRAL	0- 0	0- 1	0- 0				
16- 2	0- 0	0- 0	CONFERENCE	1- 1	3- 0	12- 1				
10- 0	0- 0	0- 0	HOME	1- 0	2- 0	7- 0				
6- 2	0- 0	0- 0	AWAY	0- 1	1- 0	5- 1				
0- 0	0- 0	0- 0	NEUTRAL	0- 0	0- 0	0- 0				

RPI 1-25				RPI 26-50				RPI 51-100				RPI 101+ Team's RPI: 102			
RPI	S	Opponent	Score	RPI	S	Opponent	Score	RPI	S	Opponent	Score	RPI	S	Opponent	Score
3	N	Louisville	69 86	43	H	Michigan St.	66 74	51	H	Princeton	38 75	136	A	Stony Brook	64 36
18	A	Miami (FL)	62 75					54	A	New Mexico	65 72	136	H	Stony Brook	64 59
								55	A	Villanova	41 59	136	H	Stony Brook	73 62
								60	A	Maine	58 78	148	N	Southern Ill.	50 72
								60	H	Maine	49 46	161	H	William & Mary	50 45
								86	H	Harvard	73 60	235	A	Albany (NY)	68 56
												235	H	Albany (NY)	82 35
												252	A	Binghamton	62 73
												252	H	Binghamton	63 50
												258	A	Rhode Island	65 51
												280	A	Vermont	76 48
												280	H	Vermont	61 32
												294	H	Bryant	67 57
												303	A	UMBC	66 52
												303	H	UMBC	65 48
												303	H	UMBC	92 47
												311	H	Morgan St.	80 59
												318	A	New Hampshire	66 48
												318	H	New Hampshire	56 49
												325	A	NJIT	84 53
												327	A	UMass Lowell	66 44
												327	H	UMass Lowell	69 45
												328	A	Central Conn. St.	54 52
LAST 12 Division I GAMES:															
136	H	Stony Brook	64 59	327	H	UMass Lowell	69 45								
303	H	UMBC	65 48	318	H	New Hampshire	56 49								
54	A	New Mexico	65 72	280	A	Vermont	76 48								
18	A	Miami (FL)	62 75	60	A	Maine	58 78								
235	A	Albany (NY)	68 56	303	H	UMBC	92 47								
252	H	Binghamton	63 50	136	H	Stony Brook	73 62								

Non-Div I Games:

Hartford

■ Loss, 
■ Non-Conf, S Site, 
■ Home 
■ Away 
N Neutral



# Harvard

Through Games Of March 14, 2019

Average RPI Win:	201	WON-LOST	WINNING	LAST 10	STRENGTH OF	OPP. STRENGTH	TEAM	ADJ.	CONF.	ADJ CONF.
Average RPI Loss:	78	RECORD	PCT. RANK	GAMES	SCHEDULE	OF SCHEDULE	RPI	RPI	RPI	RPI
DIV. I ONLY	16- 11	123	1- 0	72	115	86	86	11	11	
DIV. I NON-CONF.	7- 6	153	1- 0	54	57	75	75	11	11	
TOTALS	RPI 1-25	RPI 26-50	W-L RECORDS	RPI 51-100	RPI 101-150	RPI 150+				
16- 11	0- 1	1- 2	OVERALL	1- 5	2- 2	12- 1				
8- 4	0- 0	0- 2	HOME	1- 2	1- 0	6- 0				
7- 7	0- 1	1- 0	AWAY	0- 3	1- 2	5- 1				
1- 0	0- 0	0- 0	NEUTRAL	0- 0	0- 0	1- 0				
7- 6	0- 1	1- 2	NON-CONFERENCE	0- 2	1- 1	5- 0				
2- 3	0- 0	0- 2	HOME	0- 1	0- 0	2- 0				
4- 3	0- 1	1- 0	AWAY	0- 1	1- 1	2- 0				
1- 0	0- 0	0- 0	NEUTRAL	0- 0	0- 0	1- 0				
9- 5	0- 0	0- 0	CONFERENCE	1- 3	1- 1	7- 1				
6- 1	0- 0	0- 0	HOME	1- 1	1- 0	4- 0				
3- 4	0- 0	0- 0	AWAY	0- 2	0- 1	3- 1				
0- 0	0- 0	0- 0	NEUTRAL	0- 0	0- 0	0- 0				

RPI S	Opponent	Score	RPI S	Opponent	Score	RPI S	Opponent	Score	RPI S	Opponent	Score
1	A Notre Dame	58 103	28	H Rutgers	49 60	51	A Princeton	58 61	102	A Hartford	60 73
			39	H Quinnipiac	67 72	51	H Princeton	71 75	135	A Yale	62 65
			41	A California	85 79	58	A Penn	70 75	135	H Yale	83 69
						58	H Penn	80 72	150	A CSUN	75 55
						60	H Maine	60 67	174	H Boston U.	67 47
						87	A Purdue	65 66	197	A Cornell	68 61
									197	H Cornell	80 38
									210	A Dartmouth	73 57
									210	H Dartmouth	56 46
									213	N Jacksonville St.	69 62
									250	A Columbia	65 75
									250	H Columbia	69 56
									258	A Rhode Island	80 47
									278	A Siena	73 54
									282	A Brown	100 83
									282	H Brown	98 55
									285	H La Salle	88 43
LAST 12 Division I GAMES:											
150	A CSUN	75 55	282	H Brown	98 55						
250	H Columbia	69 56	58	H Penn	80 72						
197	H Cornell	80 38	51	H Princeton	71 75						
51	A Princeton	58 61	197	A Cornell	68 61						
58	A Penn	70 75	250	A Columbia	65 75						
135	H Yale	83 69	282	A Brown	100 83						

Non-Div I Games:

Harvard

Loss, Non-Conf, S Site, H Home A Away N Neutral



Average RPI Win: <b>225</b>	WON-LOST	WINNING	LAST 10	STRENGTH OF	OPP. STRENGTH	TEAM	ADJ.	CONF.	ADJ CONF.
Average RPI Loss: <b>156</b>	RECORD	PCT. RANK	GAMES	SCHEDULE	OF SCHEDULE	RPI	RPI	RPI	RPI
DIV. I ONLY	<b>13- 15</b>	<b>197</b>	<b>0- 1</b>	<b>173</b>	<b>217</b>	<b>199</b>	<b>199</b>	<b>20</b>	<b>20</b>
DIV. I NON-CONF.	<b>3- 9</b>	<b>271</b>	<b>0- 1</b>	<b>133</b>	<b>142</b>	<b>261</b>	<b>261</b>	<b>20</b>	<b>20</b>
TOTALS	RPI 1-25	RPI 26-50	W-L RECORDS	RPI 51-100	RPI 101-150	RPI 150+			
13- 15	0- 1	0- 0	OVERALL	2- 5	1- 1	10- 8			
7- 8	0- 1	0- 0	HOME	2- 3	0- 1	5- 3			
6- 6	0- 0	0- 0	AWAY	0- 1	1- 0	5- 5			
0- 1	0- 0	0- 0	NEUTRAL	0- 1	0- 0	0- 0			
3- 9	0- 1	0- 0	NON-CONFERENCE	1- 4	0- 0	2- 4			
2- 5	0- 1	0- 0	HOME	1- 3	0- 0	1- 1			
1- 3	0- 0	0- 0	AWAY	0- 0	0- 0	1- 3			
0- 1	0- 0	0- 0	NEUTRAL	0- 1	0- 0	0- 0			
10- 6	0- 0	0- 0	CONFERENCE	1- 1	1- 1	8- 4			
5- 3	0- 0	0- 0	HOME	1- 0	0- 1	4- 2			
5- 3	0- 0	0- 0	AWAY	0- 1	1- 0	4- 2			
0- 0	0- 0	0- 0	NEUTRAL	0- 0	0- 0	0- 0			

RPI 1-25				RPI 26-50				RPI 51-100				RPI 101+ Team's RPI: 199			
RPI	S	Opponent	Score	RPI	S	Opponent	Score	RPI	S	Opponent	Score	RPI	S	Opponent	Score
4	H	Stanford	59 <b>81</b>					64	H	FGCU	67 <b>73</b>	150	A	CSUN	69 68
								72	H	American	57 <b>69</b>	150	H	CSUN	29 <b>49</b>
								81	A	UC Davis	46 <b>72</b>	152	A	UC Riverside	51 44
								81	H	UC Davis	65 60	152	H	UC Riverside	55 <b>60</b>
								84	H	Idaho	69 61	170	A	UC Irvine	70 68
								91	N	Utah	48 <b>73</b>	170	H	UC Irvine	48 <b>53</b>
								99	H	Pepperdine	64 <b>65</b>	189	H	Portland	65 <b>72</b>
												204	A	UNLV	66 61
												207	A	San Diego St.	57 <b>58</b>
												245	A	Nevada	78 <b>79</b>
												263	A	Cal St. Fullerton	68 <b>72</b>
												263	H	Cal St. Fullerton	70 55
												273	A	Long Beach St.	40 <b>56</b>
												273	H	Long Beach St.	63 49
												276	A	San Diego	50 <b>58</b>
												288	A	UC Santa Barbara	47 35
												288	H	UC Santa Barbara	72 49
												317	A	Cal Poly	71 54
												317	H	Cal Poly	70 52
												337	H	Seattle U	67 51
LAST 12 Division I GAMES:															
				91	N	Utah	48 <b>73</b>	273	H	Long Beach St.	63 49				
				150	A	CSUN	69 68	288	H	UC Santa Barbara	72 49				
				152	A	UC Riverside	51 44	273	A	Long Beach St.	40 <b>56</b>				
				263	H	Cal St. Fullerton	70 55	170	A	UC Irvine	70 68				
				81	A	UC Davis	46 <b>72</b>	317	H	Cal Poly	70 52				
				170	H	UC Irvine	48 <b>53</b>	152	H	UC Riverside	55 <b>60</b>				

Non-Div I Games: Hawaii Pacific 66 51

Hawaii

■ Loss, 
 ■ Non-Conf, S Site, 
 ■ Home 
 ■ Away 
 N Neutral



## High Point

Through Games Of March 14, 2019

Average RPI Win:	260	WON-LOST	WINNING	LAST 10	STRENGTH OF	OPP. STRENGTH	TEAM	ADJ.	CONF.	ADJ CONF.
Average RPI Loss:	113	RECORD	PCT. RANK	GAMES	SCHEDULE	OF SCHEDULE	RPI	RPI	RPI	RPI
DIV. I ONLY	20- 8	56	0- 1	218	297	113	113	27	27	
DIV. I NON-CONF.	5- 4	139	0- 0	125	196	104	104	29	29	
TOTALS	RPI 1-25	RPI 26-50	W-L RECORDS	RPI 51-100	RPI 101-150	RPI 150+				
20- 8	0- 1	0- 2	OVERALL	1- 2	0- 0	19- 3				
12- 2	0- 0	0- 0	HOME	1- 1	0- 0	11- 1				
8- 6	0- 1	0- 2	AWAY	0- 1	0- 0	8- 2				
0- 0	0- 0	0- 0	NEUTRAL	0- 0	0- 0	0- 0				
5- 4	0- 1	0- 2	NON-CONFERENCE	1- 0	0- 0	4- 1				
4- 0	0- 0	0- 0	HOME	1- 0	0- 0	3- 0				
1- 4	0- 1	0- 2	AWAY	0- 0	0- 0	1- 1				
0- 0	0- 0	0- 0	NEUTRAL	0- 0	0- 0	0- 0				
15- 4	0- 0	0- 0	CONFERENCE	0- 2	0- 0	15- 2				
8- 2	0- 0	0- 0	HOME	0- 1	0- 0	8- 1				
7- 2	0- 0	0- 0	AWAY	0- 1	0- 0	7- 1				
0- 0	0- 0	0- 0	NEUTRAL	0- 0	0- 0	0- 0				

RPI 1-25				RPI 26-50				RPI 51-100				RPI 101+ Team's RPI: 113			
RPI	S	Opponent	Score	RPI	S	Opponent	Score	RPI	S	Opponent	Score	RPI	S	Opponent	Score
22	A	Kentucky	49 71	44	A	Miami (OH)	55 68	72	H	American	66 61	153	A	Davidson	62 71
				49	A	Clemson	64 83	88	A	Radford	58 80	178	A	UNC Asheville	56 67
								88	H	Radford	79 84	178	H	UNC Asheville	82 81
												202	A	Hampton	104 98
												202	H	Hampton	82 73
												205	A	Campbell	70 69
												205	H	Campbell	65 60
												240	A	ETSU	73 65
												242	A	Gardner-Webb	78 61
												242	H	Gardner-Webb	78 70
												259	H	Norfolk St.	83 51
												279	A	Charleston So.	69 62
												279	H	Charleston So.	61 65
												279	H	Charleston So.	71 64
												306	H	Winthrop	56 54
												308	H	UNC Greensboro	82 75
												315	A	Presbyterian	70 63
												315	H	Presbyterian	79 40
												335	H	N.C. Central	80 69
												338	A	Longwood	65 54
												338	H	Longwood	70 47
												343	A	USC Upstate	87 61
LAST 12 Division I GAMES:															
				279	H	Charleston So.	61 65	315	A	Presbyterian	70 63				
				205	A	Campbell	70 69	279	A	Charleston So.	69 62				
				178	H	UNC Asheville	82 81	88	H	Radford	79 84				
				202	A	Hampton	104 98	338	A	Longwood	65 54				
				338	H	Longwood	70 47	202	H	Hampton	82 73				
				242	H	Gardner-Webb	78 70	306	H	Winthrop	56 54				

Non-Div I Games: Greensboro 102 50 Mars Hill 86 36

High Point

■ Loss, 
 ■ Non-Conf, S Site, 
 ■ Home 
 ■ Away 
 N Neutral



# Hofstra

Through Games Of March 14, 2019

Average RPI Win: <b>213</b>	WON-LOST	WINNING	LAST 10	STRENGTH OF	OPP. STRENGTH	TEAM	ADJ.	CONF.	ADJ CONF.
Average RPI Loss: <b>142</b>	RECORD	PCT. RANK	GAMES	SCHEDULE	OF SCHEDULE	RPI	RPI	RPI	RPI
DIV. I ONLY	10- 21	265	1- 0	129	173	224	224	10	10
DIV. I NON-CONF.	5- 6	177	0- 0	205	330	200	200	10	10
TOTALS	RPI 1-25	RPI 26-50	W-L RECORDS	RPI 51-100	RPI 101-150	RPI 150+			
10- 21	0- 0	1- 2	OVERALL	2- 3	0- 8	7- 8			
3- 9	0- 0	0- 1	HOME	1- 1	0- 3	2- 4			
4- 10	0- 0	0- 1	AWAY	1- 1	0- 4	3- 4			
3- 2	0- 0	1- 0	NEUTRAL	0- 1	0- 1	2- 0			
5- 6	0- 0	0- 0	NON-CONFERENCE	0- 1	0- 2	5- 3			
1- 2	0- 0	0- 0	HOME	0- 0	0- 0	1- 2			
3- 2	0- 0	0- 0	AWAY	0- 0	0- 1	3- 1			
1- 2	0- 0	0- 0	NEUTRAL	0- 1	0- 1	1- 0			
5- 15	0- 0	1- 2	CONFERENCE	2- 2	0- 6	2- 5			
2- 7	0- 0	0- 1	HOME	1- 1	0- 3	1- 2			
1- 8	0- 0	0- 1	AWAY	1- 1	0- 3	0- 3			
2- 0	0- 0	1- 0	NEUTRAL	0- 0	0- 0	1- 0			

RPI S	Opponent	Score	RPI S	Opponent	Score	RPI S	Opponent	Score	RPI S	Opponent	Score	Team's RPI: 224
35	A James Madison	54 77	56	N Wright St.	64 93	116	N Marist	57 71				
35	H James Madison	44 59	63	A Drexel	39 62	122	A Towson	68 92				
35	N James Madison	57 50	63	H Drexel	49 61	122	H Towson	56 68				
			94	A Northeastern	63 62	123	A UNCW	54 89				
			94	H Northeastern	78 61	123	H UNCW	51 61				
						136	A Stony Brook	49 77				
						137	A Delaware	47 57				
						137	H Delaware	59 78				
						161	A William & Mary	72 83				
						161	H William & Mary	55 60				
						173	A Holy Cross	66 72				
						192	H Sacred Heart	64 70				
						208	N Stetson	53 50				
						237	A Elon	52 55				
						237	H Elon	64 77				
						237	N Elon	77 75				
						250	H Columbia	63 65				
						261	A St. Bonaventure	67 59				
						278	A Siena	57 50				
						296	A Col. of Charleston	62 70				
						296	H Col. of Charleston	68 49				
						303	A UMBC	45 42				
						324	H Iona	74 49				
LAST 12 Division I GAMES:												
237	N Elon	77 75	94	A Northeastern	63 62							
35	N James Madison	57 50	137	A Delaware	47 57							
161	A William & Mary	72 83	63	A Drexel	39 62							
237	A Elon	52 55	35	H James Madison	44 59							
123	H UNCW	51 61	122	H Towson	56 68							
296	H Col. of Charleston	68 49	296	A Col. of Charleston	62 70							

Non-Div I Games: Wilmington (DE) 77 56

Hofstra

Loss, Non-Conf, S Site, H Home A Away N Neutral



## Holy Cross

Through Games Of March 14, 2019

Average RPI Win:	237	WON-LOST	WINNING	LAST 10	STRENGTH OF	OPP. STRENGTH	TEAM	ADJ.	CONF.	ADJ CONF.
Average RPI Loss:	179	RECORD	PCT. RANK	GAMES	SCHEDULE	OF SCHEDULE	RPI	RPI	RPI	RPI
DIV. I ONLY	18- 13	126	1- 1	273	240	173	173	18	18	
DIV. I NON-CONF.	8- 3	72	0- 0	340	293	202	202	21	21	
TOTALS	RPI 1-25	RPI 26-50	W-L RECORDS	RPI 51-100	RPI 101-150	RPI 150+				
18- 13	0- 0	1- 2	OVERALL	0- 2	0- 3	17- 6				
11- 4	0- 0	1- 0	HOME	0- 1	0- 1	10- 2				
7- 9	0- 0	0- 2	AWAY	0- 1	0- 2	7- 4				
0- 0	0- 0	0- 0	NEUTRAL	0- 0	0- 0	0- 0				
8- 3	0- 0	0- 0	NON-CONFERENCE	0- 0	0- 1	8- 2				
5- 1	0- 0	0- 0	HOME	0- 0	0- 0	5- 1				
3- 2	0- 0	0- 0	AWAY	0- 0	0- 1	3- 1				
0- 0	0- 0	0- 0	NEUTRAL	0- 0	0- 0	0- 0				
10- 10	0- 0	1- 2	CONFERENCE	0- 2	0- 2	9- 4				
6- 3	0- 0	1- 0	HOME	0- 1	0- 1	5- 1				
4- 7	0- 0	0- 2	AWAY	0- 1	0- 1	4- 3				
0- 0	0- 0	0- 0	NEUTRAL	0- 0	0- 0	0- 0				

RPI 1-25				RPI 26-50				RPI 51-100				RPI 101+ Team's RPI: 173			
RPI	S	Opponent	Score	RPI	S	Opponent	Score	RPI	S	Opponent	Score	RPI	S	Opponent	Score
				42	A	Bucknell	31 66	72	A	American	58 70	126	A	Lehigh	55 64
				42	A	Bucknell	71 75	72	H	American	44 71	126	H	Lehigh	74 79
				42	H	Bucknell	61 60					132	A	Boston College	63 89
												171	H	Rider	71 61
												174	A	Boston U.	72 70
												174	A	Boston U.	64 61
												174	H	Boston U.	75 69
												224	H	Hofstra	72 66
												235	A	Albany (NY)	56 50
												248	A	Colgate	80 67
												248	H	Colgate	67 70
												255	A	Navy	47 54
												255	H	Navy	47 44
												258	H	Rhode Island	73 65
												265	H	Manhattan	61 53
												268	A	Loyola Maryland	58 48
												268	H	Loyola Maryland	78 60
												280	A	Vermont	65 40
												282	H	Brown	85 89
												290	A	Army West Point	53 60
												290	H	Army West Point	58 39
												294	A	Bryant	81 62
												318	A	New Hampshire	62 74
												320	A	Lafayette	63 73
												320	H	Lafayette	56 53
												327	H	UMass Lowell	63 54
LAST 12 Division I GAMES:															
				174	A	Boston U.	72 70					290	A	Army West Point	53 60
				42	A	Bucknell	31 66					174	A	Boston U.	64 61
				126	H	Lehigh	74 79					255	H	Navy	47 44
				248	A	Colgate	80 67					268	A	Loyola Maryland	58 48
				72	H	American	44 71					320	H	Lafayette	56 53
				42	H	Bucknell	61 60					72	A	American	58 70

Non-Div I Games:

Holy Cross

■ Loss, 
 ■ Non-Conf, 
 ■ S Site, 
 ■ H Home 
 ■ A Away 
 N Neutral



Average RPI Win:	202	WON-LOST	WINNING	LAST 10	STRENGTH OF	OPP. STRENGTH	TEAM	ADJ.	CONF.	ADJ CONF.
Average RPI Loss:	71	RECORD	PCT. RANK	GAMES	SCHEDULE	OF SCHEDULE	RPI	RPI	RPI	RPI
DIV. I ONLY	15- 15	169	0- 1	62	82	109	109	9	9	
DIV. I NON-CONF.	6- 7	172	0- 0	83	107	119	119	8	8	
TOTALS	RPI 1-25	RPI 26-50	W-L RECORDS	RPI 51-100	RPI 101-150	RPI 150+				
15- 15	0- 5	0- 1	OVERALL	1- 4	1- 3	13- 2				
6- 7	0- 3	0- 0	HOME	1- 2	0- 2	5- 0				
9- 7	0- 2	0- 1	AWAY	0- 2	1- 0	8- 2				
0- 1	0- 0	0- 0	NEUTRAL	0- 0	0- 1	0- 0				
6- 7	0- 1	0- 1	NON-CONFERENCE	1- 3	0- 1	5- 1				
1- 4	0- 1	0- 0	HOME	1- 2	0- 1	0- 0				
5- 3	0- 0	0- 1	AWAY	0- 1	0- 0	5- 1				
0- 0	0- 0	0- 0	NEUTRAL	0- 0	0- 0	0- 0				
9- 8	0- 4	0- 0	CONFERENCE	0- 1	1- 2	8- 1				
5- 3	0- 2	0- 0	HOME	0- 0	0- 1	5- 0				
4- 4	0- 2	0- 0	AWAY	0- 1	1- 0	3- 1				
0- 1	0- 0	0- 0	NEUTRAL	0- 0	0- 1	0- 0				

RPI	S	Opponent	Score	RPI	S	Opponent	Score	RPI	S	Opponent	Score	RPI	S	Opponent	Score	Team's RPI: 109
6	A	UConn	61 83	41	A	California	79 80	54	H	New Mexico	84 89	114	A	South Fla.	54 52	
6	H	UConn	61 81					64	A	FGCU	71 76	114	H	South Fla.	49 59	
15	A	UCF	56 58					66	H	Georgia Tech	95 89	114	N	South Fla.	55 72	
15	H	UCF	50 59					71	H	UT Arlington	61 65	132	H	Boston College	57 64	
17	H	Texas A&M	52 68					76	A	Cincinnati	57 68	158	H	Tulsa	76 44	
												166	A	Temple	65 76	
												166	H	Temple	78 65	
												167	H	Tulane	83 82	
												172	A	Louisiana Tech	88 100	
												191	H	East Carolina	63 52	
												196	A	Southern Miss.	61 44	
												226	A	George Mason	66 56	
												230	A	SMU	72 61	
												230	H	SMU	69 68	
												231	A	Memphis	59 57	
												240	A	ETSU	84 77	
												250	A	Columbia	83 72	
												257	A	Wichita St.	66 58	
												309	A	Incarinate Word	79 60	
LAST 12 Division I GAMES:																
114	N	South Fla.	55 72	191	H	East Carolina	63 52									
15	H	UCF	50 59	114	A	South Fla.	54 52									
6	A	UConn	61 83	166	A	Temple	65 76									
114	H	South Fla.	49 59	230	H	SMU	69 68									
231	A	Memphis	59 57	15	A	UCF	56 58									
167	H	Tulane	83 82	158	H	Tulsa	76 44									

Non-Div I Games:

Houston

■ Loss, 
 ■ Non-Conf, 
 ■ S Site, 
 ■ Home 
 ■ A Away 
 N Neutral



## Houston Baptist

Through Games Of March 14, 2019

Average RPI Win:	295	WON-LOST	WINNING	LAST 10	STRENGTH OF	OPP. STRENGTH	TEAM	ADJ.	CONF.	ADJ CONF.
Average RPI Loss:	193	RECORD	PCT. RANK	GAMES	SCHEDULE	OF SCHEDULE	RPI	RPI	RPI	RPI
DIV. I ONLY	5- 19	316	0- 0	306	275	332	332	25	25	
DIV. I NON-CONF.	1- 5	311	0- 0	296	161	337	337	23	23	
TOTALS	RPI 1-25	RPI 26-50	W-L RECORDS	RPI 51-100	RPI 101-150	RPI 150+				
5- 19	0- 0	0- 0	OVERALL	0- 3	0- 3	5- 13				
3- 8	0- 0	0- 0	HOME	0- 1	0- 1	3- 6				
2- 11	0- 0	0- 0	AWAY	0- 2	0- 2	2- 7				
0- 0	0- 0	0- 0	NEUTRAL	0- 0	0- 0	0- 0				
1- 5	0- 0	0- 0	NON-CONFERENCE	0- 0	0- 2	1- 3				
1- 1	0- 0	0- 0	HOME	0- 0	0- 0	1- 1				
0- 4	0- 0	0- 0	AWAY	0- 0	0- 2	0- 2				
0- 0	0- 0	0- 0	NEUTRAL	0- 0	0- 0	0- 0				
4- 14	0- 0	0- 0	CONFERENCE	0- 3	0- 1	4- 10				
2- 7	0- 0	0- 0	HOME	0- 1	0- 1	2- 5				
2- 7	0- 0	0- 0	AWAY	0- 2	0- 0	2- 5				
0- 0	0- 0	0- 0	NEUTRAL	0- 0	0- 0	0- 0				

RPI S	Opponent	Score	RPI S	Opponent	Score	RPI S	Opponent	Score	RPI S	Opponent	Score	Team's RPI: 332
						53	A Lamar University	50 63	140	A Texas Tech	76 82	
						53	H Lamar University	49 97	142	A Oklahoma St.	44 77	
						62	A SFA	53 65	144	H Abilene Christian	62 72	
									157	A Nicholls St.	54 77	
									157	H Nicholls St.	55 58	
									159	H Oral Roberts	56 74	
									175	A North Texas	75 100	
									183	A Sam Houston St.	64 83	
									183	H Sam Houston St.	63 74	
									257	A Wichita St.	50 68	
									264	A A&M-Corpus Christi	74 56	
									264	H A&M-Corpus Christi	56 70	
									277	H Central Ark.	58 77	
									291	H New Orleans	83 74	
									300	H La.-Monroe	68 60	
									309	A Incarnate Word	67 52	
									309	H Incarnate Word	60 59	
									312	A McNeese	71 81	
									312	H McNeese	67 72	
									316	A Northwestern St.	46 63	
									322	A Southeastern La.	65 73	
LAST 12 Division I GAMES:												
264	A	A&M-Corpus Christi	74	56	157	H	Nicholls St.	55	58			
309	A	Incarnate Word	67	52	277	H	Central Ark.	58	77			
312	H	McNeese	67	72	62	A	SFA	53	65			
53	H	Lamar University	49	97	264	H	A&M-Corpus Christi	56	70			
183	A	Sam Houston St.	64	83	309	H	Incarnate Word	60	59			
316	A	Northwestern St.	46	63	312	A	McNeese	71	81			

Non-Div I Games: Howard Payne 93 60 Tex. A&M Int'l 81 48 McMurry 92 41 Southwest (NM) 100 57  
Houston Baptist

Loss, Non-Conf, S Site, H Home A Away N Neutral



Average RPI Win:	303	WON-LOST	WINNING	LAST 10	STRENGTH OF	OPP. STRENGTH	TEAM	ADJ.	CONF.	ADJ CONF.
Average RPI Loss:	200	RECORD	PCT. RANK	GAMES	SCHEDULE	OF SCHEDULE	RPI	RPI	RPI	RPI
DIV. I ONLY	18- 13	126	1- 0	341	347	232	232	32	32	
DIV. I NON-CONF.	7- 6	153	0- 0	289	306	194	194	32	32	
TOTALS	RPI 1-25	RPI 26-50	W-L RECORDS	RPI 51-100	RPI 101-150	RPI 150+				
18- 13	0- 0	0- 1	OVERALL	0- 1	0- 1	18- 10				
8- 4	0- 0	0- 0	HOME	0- 0	0- 1	8- 3				
9- 8	0- 0	0- 1	AWAY	0- 1	0- 0	9- 6				
1- 1	0- 0	0- 0	NEUTRAL	0- 0	0- 0	1- 1				
7- 6	0- 0	0- 1	NON-CONFERENCE	0- 1	0- 1	7- 3				
2- 2	0- 0	0- 0	HOME	0- 0	0- 1	2- 1				
5- 4	0- 0	0- 1	AWAY	0- 1	0- 0	5- 2				
0- 0	0- 0	0- 0	NEUTRAL	0- 0	0- 0	0- 0				
11- 7	0- 0	0- 0	CONFERENCE	0- 0	0- 0	11- 7				
6- 2	0- 0	0- 0	HOME	0- 0	0- 0	6- 2				
4- 4	0- 0	0- 0	AWAY	0- 0	0- 0	4- 4				
1- 1	0- 0	0- 0	NEUTRAL	0- 0	0- 0	1- 1				

RPI S	Opponent	Score	RPI S	Opponent	Score	RPI S	Opponent	Score	RPI S	Opponent	Score	Team's RPI: 232
			37 A	North Carolina	63 85	76 A	Cincinnati	51 85	131 H	Mercer	70 85	
									161 A	William & Mary	75 88	
									195 H	N.C. A&T	58 63	
									203 A	UMES	72 80	
									203 H	UMES	73 80	
									205 A	Campbell	69 64	
									220 A	Bethune-Cookman	63 76	
									220 H	Bethune-Cookman	61 40	
									226 H	George Mason	73 59	
									259 A	Norfolk St.	59 74	
									259 H	Norfolk St.	74 70	
									259 N	Norfolk St.	51 72	
									274 A	Richmond	60 67	
									275 A	Niagara	68 61	
									278 H	Siena	81 86	
									285 A	La Salle	57 54	
									299 A	South Carolina St.	63 72	
									311 A	Morgan St.	74 62	
									311 H	Morgan St.	79 56	
									314 A	Coppin St.	88 81	
									323 A	FIU	89 62	
									325 H	NJIT	77 57	
									335 H	N.C. Central	80 70	
									340 H	Delaware St.	78 62	
									344 A	Fairleigh Dickinson	79 58	
									345 A	Savannah St.	106 70	
LAST 12 Division I GAMES:												
			346 N	Florida A&M	59 53	335 H	N.C. Central	80 70				
			259 N	Norfolk St.	51 72	195 H	N.C. A&T	58 63				
			259 A	Norfolk St.	59 74	220 A	Bethune-Cookman	63 76				
			345 A	Savannah St.	106 70	346 A	Florida A&M	81 59				
			311 A	Morgan St.	74 62	259 H	Norfolk St.	74 70				
			314 A	Coppin St.	88 81	203 H	UMES	73 80				

Non-Div I Games:

Howard

■ Loss, 
 ■ Non-Conf, 
 ■ S Site, 
 ■ Home 
 ■ A Away 
 N Neutral



H  
o  
w  
a  
r  
d

RPI S Opponent Score

Through Games Of March 14, 2019

RPI	S	Opponent	Score	
346	A	Florida A&M	81	59
346	H	Florida A&M	74	68
346	N	Florida A&M	59	53

H  
o  
w  
a  
r  
d

Howard



Average RPI Win:	242	WON-LOST	WINNING	LAST 10	STRENGTH OF	OPP. STRENGTH	TEAM	ADJ.	CONF.	ADJ CONF.
Average RPI Loss:	96	RECORD	PCT. RANK	GAMES	SCHEDULE	OF SCHEDULE	RPI	RPI	RPI	RPI
DIV. I ONLY	19- 11	101	1- 0	215	190	130	130	21	21	
DIV. I NON-CONF.	5- 5	162	0- 0	82	98	100	100	19	19	
TOTALS	RPI 1-25	RPI 26-50	W-L RECORDS	RPI 51-100	RPI 101-150	RPI 150+				
19- 11	0- 1	0- 1	OVERALL	2- 5	2- 2	15- 2				
9- 4	0- 0	0- 1	HOME	0- 3	2- 0	7- 0				
9- 6	0- 1	0- 0	AWAY	1- 1	0- 2	8- 2				
1- 1	0- 0	0- 0	NEUTRAL	1- 1	0- 0	0- 0				
5- 5	0- 1	0- 1	NON-CONFERENCE	1- 1	1- 1	3- 1				
1- 2	0- 0	0- 1	HOME	0- 1	1- 0	0- 0				
3- 3	0- 1	0- 0	AWAY	0- 0	0- 1	3- 1				
1- 0	0- 0	0- 0	NEUTRAL	1- 0	0- 0	0- 0				
14- 6	0- 0	0- 0	CONFERENCE	1- 4	1- 1	12- 1				
8- 2	0- 0	0- 0	HOME	0- 2	1- 0	7- 0				
6- 3	0- 0	0- 0	AWAY	1- 1	0- 1	5- 1				
0- 1	0- 0	0- 0	NEUTRAL	0- 1	0- 0	0- 0				

RPI 1-25				RPI 26-50				RPI 51-100				RPI 101+ Team's RPI: 130			
RPI	S	Opponent	Score	RPI	S	Opponent	Score	RPI	S	Opponent	Score	RPI	S	Opponent	Score
7	A	Iowa	58 72	32	H	Ohio	66 73	56	A	Wright St.	59 66	111	H	UT Martin	73 72
								56	H	Wright St.	75 78	121	A	Youngstown St.	52 70
								56	N	Wright St.	51 60	121	H	Youngstown St.	64 44
								67	A	Green Bay	67 63	148	A	Southern Ill.	73 78
								67	H	Green Bay	43 45	186	A	Wisconsin	64 65
								88	H	UNI	40 53	198	A	Milwaukee	67 66
								92	N	VCU	63 61	198	H	Milwaukee	76 55
												239	A	Ole Miss	66 58
												244	A	Northern Ky.	57 60
												244	H	Northern Ky.	60 44
												244	H	Northern Ky.	70 48
												245	A	Indiana St.	64 59
												283	A	Cleveland St.	75 50
												283	H	Cleveland St.	64 36
												302	A	UTSA	58 50
												310	A	Oakland	76 70
												310	H	Oakland	82 53
												336	A	Detroit Mercy	58 41
												336	H	Detroit Mercy	82 47
												339	A	UIC	73 44
												339	H	UIC	71 43
LAST 12 Division I GAMES:															
244	H	Northern Ky.	60 44	310	A	Oakland	76 70								
56	N	Wright St.	51 60	283	H	Cleveland St.	64 36								
198	H	Milwaukee	76 55	121	H	Youngstown St.	64 44								
67	H	Green Bay	43 45	56	A	Wright St.	59 66								
339	A	UIC	73 44	244	A	Northern Ky.	57 60								
336	A	Detroit Mercy	58 41	67	A	Green Bay	67 63								

Non-Div I Games: Purdue Northwest 101 40

IUPUI

■ Loss, 
 ■ Non-Conf, S Site, 
 ■ Home 
 ■ Away 
 N Neutral



## Idaho

Through Games Of March 14, 2019

Average RPI Win:	204	WON-LOST	WINNING	LAST 10	STRENGTH OF	OPP. STRENGTH	TEAM	ADJ.	CONF.	ADJ CONF.
Average RPI Loss:	113	RECORD	PCT. RANK	GAMES	SCHEDULE	OF SCHEDULE	RPI	RPI	RPI	RPI
DIV. I ONLY	20- 11	94	1- 0	116	150	84	84	16	16	
DIV. I NON-CONF.	3- 6	241	0- 0	48	33	132	132	13	13	
TOTALS	RPI 1-25	RPI 26-50	W-L RECORDS	RPI 51-100	RPI 101-150	RPI 150+				
20- 11	0- 2	0- 1	OVERALL	0- 1	7- 4	13- 3				
10- 2	0- 0	0- 0	HOME	0- 0	3- 2	7- 0				
9- 7	0- 2	0- 0	AWAY	0- 1	4- 1	5- 3				
1- 2	0- 0	0- 1	NEUTRAL	0- 0	0- 1	1- 0				
3- 6	0- 2	0- 1	NON-CONFERENCE	0- 1	2- 0	1- 2				
2- 0	0- 0	0- 0	HOME	0- 0	1- 0	1- 0				
1- 5	0- 2	0- 0	AWAY	0- 1	1- 0	0- 2				
0- 1	0- 0	0- 1	NEUTRAL	0- 0	0- 0	0- 0				
17- 5	0- 0	0- 0	CONFERENCE	0- 0	5- 4	12- 1				
8- 2	0- 0	0- 0	HOME	0- 0	2- 2	6- 0				
8- 2	0- 0	0- 0	AWAY	0- 0	3- 1	5- 1				
1- 1	0- 0	0- 0	NEUTRAL	0- 0	0- 1	1- 0				

RPI 1-25				RPI 26-50				RPI 51-100 Team's RPI: 84				RPI 101+			
RPI	S	Opponent	Score	RPI	S	Opponent	Score	RPI	S	Opponent	Score	RPI	S	Opponent	Score
4	A	Stanford	71 115	38	N	Boise St.	85 91	61	A	Wyoming	61 64	107	A	Idaho St.	86 72
13	A	Gonzaga	51 88									107	H	Idaho St.	67 73
												110	A	Portland St.	81 68
												110	H	Portland St.	80 78
												110	N	Portland St.	59 75
												128	A	Northern Colo.	72 77
												128	H	Northern Colo.	72 86
												140	A	Texas Tech	88 77
												147	A	Montana St.	82 66
												147	H	Montana St.	90 65
												150	H	CSUN	88 73
												181	A	Eastern Wash.	75 74
												181	H	Eastern Wash.	84 68
												187	A	Montana	79 82
												187	H	Montana	76 68
												199	A	Hawaii	61 69
												221	A	Northern Ariz.	86 69
												221	H	Northern Ariz.	90 72
												221	N	Northern Ariz.	90 73
												251	H	San Francisco	70 63
												267	A	Sacramento St.	69 65
												267	H	Sacramento St.	104 66
												272	A	Southern Utah	82 70
												272	H	Southern Utah	77 49
												273	A	Long Beach St.	63 70
												313	A	Weber St.	79 74
LAST 12 Division I GAMES:															
				221	N	Northern Ariz.	90 73					272	H	Southern Utah	77 49
				110	N	Portland St.	59 75					221	H	Northern Ariz.	90 72
				107	H	Idaho St.	67 73					181	A	Eastern Wash.	75 74
				313	H	Weber St.	86 78					128	A	Northern Colo.	72 77
				267	A	Sacramento St.	69 65					147	H	Montana St.	90 65
				110	A	Portland St.	81 68					187	H	Montana	76 68

Non-Div I Games:

Idaho

■ Loss, 
■ Non-Conf, 
■ S Site, 
■ Home 
■ A Away 
N Neutral



RPI S Opponent Score

RPI S Opponent Score  
313 H Weber St. 86 78

I  
d  
a  
h  
o

I  
d  
a  
h  
o

Idaho



Average RPI Win:	209	WON-LOST	WINNING	LAST 10	STRENGTH OF	OPP. STRENGTH	TEAM	ADJ.	CONF.	ADJ CONF.
Average RPI Loss:	118	RECORD	PCT. RANK	GAMES	SCHEDULE	OF SCHEDULE	RPI	RPI	RPI	RPI
DIV. I ONLY	19- 10	89	0- 1	161	172	107	107	16	16	
DIV. I NON-CONF.	4- 4	162	0- 0	59	164	91	91	13	13	
TOTALS	RPI 1-25	RPI 26-50	W-L RECORDS	RPI 51-100	RPI 101-150	RPI 150+				
19- 10	0- 1	0- 0	OVERALL	2- 4	4- 2	13- 3				
9- 3	0- 0	0- 0	HOME	1- 1	2- 1	6- 1				
9- 5	0- 1	0- 0	AWAY	1- 2	2- 1	6- 1				
1- 2	0- 0	0- 0	NEUTRAL	0- 1	0- 0	1- 1				
4- 4	0- 1	0- 0	NON-CONFERENCE	1- 3	0- 0	3- 0				
2- 0	0- 0	0- 0	HOME	1- 0	0- 0	1- 0				
1- 3	0- 1	0- 0	AWAY	0- 2	0- 0	1- 0				
1- 1	0- 0	0- 0	NEUTRAL	0- 1	0- 0	1- 0				
15- 6	0- 0	0- 0	CONFERENCE	1- 1	4- 2	10- 3				
7- 3	0- 0	0- 0	HOME	0- 1	2- 1	5- 1				
8- 2	0- 0	0- 0	AWAY	1- 0	2- 1	5- 1				
0- 1	0- 0	0- 0	NEUTRAL	0- 0	0- 0	0- 1				

RPI 1-25				RPI 26-50				RPI 51-100				RPI 101+ Team's RPI: 107			
RPI	S	Opponent	Score	RPI	S	Opponent	Score	RPI	S	Opponent	Score	RPI	S	Opponent	Score
13	A	Gonzaga	51 70					66	N	Georgia Tech	51 74	110	A	Portland St.	58 57
								79	A	Arizona	46 71	110	H	Portland St.	72 54
								84	A	Idaho	73 67	128	A	Northern Colo.	56 60
								84	H	Idaho	72 86	128	H	Northern Colo.	59 61
								91	A	Utah	60 74	147	A	Montana St.	62 49
								99	H	Pepperdine	65 63	147	H	Montana St.	61 43
												181	A	Eastern Wash.	74 45
												181	H	Eastern Wash.	63 48
												181	N	Eastern Wash.	65 67
												187	A	Montana	59 60
												187	H	Montana	50 34
												212	A	California Baptist	72 57
												221	A	Northern Ariz.	80 69
												221	H	Northern Ariz.	77 81
												267	A	Sacramento St.	56 42
												267	H	Sacramento St.	73 43
												272	A	Southern Utah	69 57
												272	H	Southern Utah	80 47
												292	N	Kennesaw St.	60 49
												293	H	Utah Valley	80 68
												313	A	Weber St.	70 57
												313	H	Weber St.	84 57
LAST 12 Division I GAMES:															
181	N	Eastern Wash.	65 67	187	A	Montana	59 60								
84	A	Idaho	73 67	147	A	Montana St.	62 49								
181	A	Eastern Wash.	74 45	272	H	Southern Utah	80 47								
128	H	Northern Colo.	59 61	221	H	Northern Ariz.	77 81								
313	H	Weber St.	84 57	110	A	Portland St.	58 57								
110	H	Portland St.	72 54	267	A	Sacramento St.	56 42								

Non-Div I Games: Benedictine Mesa 88 51

Idaho St.

■ Loss, 
 ■ Non-Conf, S Site, 
 ■ Home 
 ■ Away 
 N Neutral



Average RPI Win: 241		WON-LOST	WINNING	LAST 10	STRENGTH OF	OPP. STRENGTH	TEAM	ADJ.	CONF.	ADJ CONF.
Average RPI Loss: 81		RECORD	PCT. RANK	GAMES	SCHEDULE	OF SCHEDULE	RPI	RPI	RPI	RPI
DIV. I ONLY		10- 20	262	0- 1	110	78	225	225	4	4
DIV. I NON-CONF.		8- 3	72	0- 0	307	259	187	187	6	6
TOTALS		RPI 1-25	RPI 26-50		W-L RECORDS		RPI 51-100	RPI 101-150	RPI 150+	
10- 20	0- 4	0- 6		OVERALL		0- 3	1- 5	9- 2		
8- 9	0- 2	0- 4		HOME		0- 1	0- 2	8- 0		
2- 9	0- 2	0- 2		AWAY		0- 1	1- 3	1- 1		
0- 2	0- 0	0- 0		NEUTRAL		0- 1	0- 0	0- 1		
8- 3	0- 0	0- 2		NON-CONFERENCE		0- 0	0- 0	8- 1		
7- 1	0- 0	0- 1		HOME		0- 0	0- 0	7- 0		
1- 1	0- 0	0- 1		AWAY		0- 0	0- 0	1- 0		
0- 1	0- 0	0- 0		NEUTRAL		0- 0	0- 0	0- 1		
2- 17	0- 4	0- 4		CONFERENCE		0- 3	1- 5	1- 1		
1- 8	0- 2	0- 3		HOME		0- 1	0- 2	1- 0		
1- 8	0- 2	0- 1		AWAY		0- 1	1- 3	0- 1		
0- 1	0- 0	0- 0		NEUTRAL		0- 1	0- 0	0- 0		

RPI	S	Opponent	Score	RPI	S	Opponent	Score	RPI	S	Opponent	Score	RPI	S	Opponent	Score	Team's RPI: 225
7	A	Iowa	66 88	28	H	Rutgers	60 71	87	A	Purdue	50 72	101	A	Ohio St.	70 78	
7	H	Iowa	75 94	30	H	Missouri	45 67	87	N	Purdue	60 72	106	A	Minnesota	66 62	
14	A	Maryland	62 71	43	A	Michigan St.	60 77	95	H	Nebraska	67 77	115	A	Northwestern	45 68	
14	H	Maryland	66 80	46	H	Michigan	56 70					115	H	Northwestern	56 64	
				47	H	Indiana	83 85					145	A	Penn St.	48 62	
				49	A	Clemson	67 69					145	H	Penn St.	65 76	
												186	A	Wisconsin	67 75	
												186	H	Wisconsin	78 68	
												194	H	Eastern Mich.	72 66	
												238	H	SIUE	74 57	
												245	H	Indiana St.	75 57	
												250	H	Columbia	76 69	
												262	H	Murray St.	84 52	
												267	N	Sacramento St.	107 109	
												301	H	Alabama A&M	88 60	
												307	H	Valparaiso	73 54	
												317	A	Cal Poly	74 51	
LAST 12 Division I GAMES:																
		87	N	Purdue	60	72		186	H	Wisconsin	78	68				
		14	A	Maryland	62	71		87	A	Purdue	50	72				
		145	H	Penn St.	65	76		14	H	Maryland	66	80				
		186	A	Wisconsin	67	75		101	A	Ohio St.	70	78				
		46	H	Michigan	56	70		115	H	Northwestern	56	64				
		7	A	Iowa	66	88		43	A	Michigan St.	60	77				

Non-Div I Games:

Illinois

■ Loss, 
■ Non-Conf, 
■ S Site, 
■ H Home 
■ A Away 
N Neutral



Average RPI Win:	221	WON-LOST	WINNING	LAST 10	STRENGTH OF	OPP. STRENGTH	TEAM	ADJ.	CONF.	ADJ CONF.
Average RPI Loss:	153	RECORD	PCT. RANK	GAMES	SCHEDULE	OF SCHEDULE	RPI	RPI	RPI	RPI
DIV. I ONLY	17- 11	113	1- 0	216	218	139	139	13	13	
DIV. I NON-CONF.	6- 4	125	0- 0	299	308	175	175	15	15	
TOTALS	RPI 1-25	RPI 26-50	W-L RECORDS	RPI 51-100	RPI 101-150	RPI 150+				
17- 11	0- 2	0- 0	OVERALL	3- 2	2- 2	12- 5				
10- 3	0- 1	0- 0	HOME	1- 1	1- 1	8- 0				
7- 8	0- 1	0- 0	AWAY	2- 1	1- 1	4- 5				
0- 0	0- 0	0- 0	NEUTRAL	0- 0	0- 0	0- 0				
6- 4	0- 0	0- 0	NON-CONFERENCE	0- 1	0- 0	6- 3				
4- 0	0- 0	0- 0	HOME	0- 0	0- 0	4- 0				
2- 4	0- 0	0- 0	AWAY	0- 1	0- 0	2- 3				
0- 0	0- 0	0- 0	NEUTRAL	0- 0	0- 0	0- 0				
11- 7	0- 2	0- 0	CONFERENCE	3- 1	2- 2	6- 2				
6- 3	0- 1	0- 0	HOME	1- 1	1- 1	4- 0				
5- 4	0- 1	0- 0	AWAY	2- 0	1- 1	2- 2				
0- 0	0- 0	0- 0	NEUTRAL	0- 0	0- 0	0- 0				

RPI 1-25				RPI 26-50				RPI 51-100				RPI 101+ Team's RPI: 139			
RPI	S	Opponent	Score	RPI	S	Opponent	Score	RPI	S	Opponent	Score	RPI	S	Opponent	Score
16	A	Drake	61 88					69	A	Missouri St.	60 56	148	A	Southern Ill.	68 66
16	H	Drake	64 82					69	H	Missouri St.	47 59	148	H	Southern Ill.	60 52
								75	A	Butler	56 58	149	A	Bradley	65 75
								88	A	UNI	54 53	149	H	Bradley	68 79
								88	H	UNI	66 64	182	H	Saint Louis	72 67
												194	A	Eastern Mich.	41 50
												223	H	North Dakota	67 55
												229	A	UMKC	62 55
												238	A	SIUE	61 68
												244	A	Northern Ky.	58 53
												245	A	Indiana St.	44 59
												245	H	Indiana St.	78 70
												253	A	Loyola Chicago	59 62
												253	H	Loyola Chicago	65 52
												259	H	Austin Peay	61 49
												283	A	Cleveland St.	63 67
												307	A	Valparaiso	70 67
												307	H	Valparaiso	74 53
												310	H	Oakland	62 56
												331	A	Evansville	72 61
												331	H	Evansville	82 59
LAST 12 Division I GAMES:															
88	A	UNI	54 53	69	A	Missouri St.	60 56								
16	A	Drake	61 88	245	H	Indiana St.	78 70								
307	H	Valparaiso	74 53	331	H	Evansville	82 59								
253	H	Loyola Chicago	65 52	307	A	Valparaiso	70 67								
149	A	Bradley	65 75	253	A	Loyola Chicago	59 62								
148	A	Southern Ill.	68 66	149	H	Bradley	68 79								

Non-Div I Games: Maryville (MO) 61 52

Illinois St.



Average RPI Win:	301	WON-LOST	WINNING	LAST 10	STRENGTH OF	OPP. STRENGTH	TEAM	ADJ.	CONF.	ADJ CONF.
Average RPI Loss:	162	RECORD	PCT. RANK	GAMES	SCHEDULE	OF SCHEDULE	RPI	RPI	RPI	RPI
DIV. I ONLY	5- 24	329	0- 1	148	280	309	309	25	25	
DIV. I NON-CONF.	0- 11	336	0- 0	78	190	301	301	23	23	
TOTALS	RPI 1-25	RPI 26-50	W-L RECORDS	RPI 51-100	RPI 101-150	RPI 150+				
5- 24	0- 1	0- 2	OVERALL	0- 6	0- 4	5- 11				
4- 9	0- 0	0- 1	HOME	0- 3	0- 2	4- 3				
1- 15	0- 1	0- 1	AWAY	0- 3	0- 2	1- 8				
0- 0	0- 0	0- 0	NEUTRAL	0- 0	0- 0	0- 0				
0- 11	0- 1	0- 2	NON-CONFERENCE	0- 2	0- 2	0- 4				
0- 4	0- 0	0- 1	HOME	0- 1	0- 1	0- 1				
0- 7	0- 1	0- 1	AWAY	0- 1	0- 1	0- 3				
0- 0	0- 0	0- 0	NEUTRAL	0- 0	0- 0	0- 0				
5- 13	0- 0	0- 0	CONFERENCE	0- 4	0- 2	5- 7				
4- 5	0- 0	0- 0	HOME	0- 2	0- 1	4- 2				
1- 8	0- 0	0- 0	AWAY	0- 2	0- 1	1- 5				
0- 0	0- 0	0- 0	NEUTRAL	0- 0	0- 0	0- 0				

RPI 1-25				RPI 26-50				RPI 51-100				RPI 101+				Team's RPI: 309	
RPI	S	Opponent	Score	RPI	S	Opponent	Score	RPI	S	Opponent	Score	RPI	S	Opponent	Score		
23	A	Arizona St.	43 81	34	H	Rice	63 74	53	A	Lamar University	53 79	106	A	Minnesota	39 75		
				40	A	South Dakota	43 96	53	H	Lamar University	51 77	109	H	Houston	60 79		
								62	A	SFA	48 65	144	A	Abilene Christian	53 102		
								62	H	SFA	56 66	144	H	Abilene Christian	50 71		
								71	H	UT Arlington	49 97	157	A	Nicholls St.	62 86		
								79	A	Arizona	42 84	183	H	Sam Houston St.	56 76		
												206	A	Massachusetts	59 71		
												207	A	San Diego St.	38 81		
												264	A	A&M-Corpus Christi	49 57		
												264	H	A&M-Corpus Christi	77 72		
												277	A	Central Ark.	43 74		
												291	A	New Orleans	55 58		
												291	H	New Orleans	81 69		
												312	A	McNeese	68 66		
												313	H	Weber St.	64 72		
												316	H	Northwestern St.	100 91		
												322	H	Southeastern La.	76 69		
												332	A	Houston Baptist	59 60		
												332	H	Houston Baptist	52 67		
												342	A	Grand Canyon	63 74		
LAST 12 Division I GAMES:																	
144	A	Abilene Christian	53 102	144	H	Abilene Christian	50 71										
332	H	Houston Baptist	52 67	322	H	Southeastern La.	76 69										
264	H	A&M-Corpus Christi	77 72	264	A	A&M-Corpus Christi	49 57										
316	H	Northwestern St.	100 91	291	A	New Orleans	55 58										
62	A	SFA	48 65	332	A	Houston Baptist	59 60										
53	A	Lamar University	53 79	291	H	New Orleans	81 69										

Non-Div I Games:

Incarnate Word

Loss, Non-Conf, S Site, H Home A Away N Neutral



## Indiana

Through Games Of March 14, 2019

Average RPI Win:	125	WON-LOST	WINNING	LAST 10	STRENGTH OF	OPP. STRENGTH	TEAM	ADJ.	CONF.	ADJ CONF.
Average RPI Loss:	74	RECORD	PCT. RANK	GAMES	SCHEDULE	OF SCHEDULE	RPI	RPI	RPI	RPI
DIV. I ONLY	20- 12	104	1- 0	38	60	47	47	4	4	
DIV. I NON-CONF.	11- 1	13	0- 0	117	87	21	21	6	6	
TOTALS	RPI 1-25	RPI 26-50	W-L RECORDS	RPI 51-100	RPI 101-150	RPI 150+				
20- 12	1- 2	4- 4	OVERALL	4- 1	4- 4	7- 1				
11- 4	1- 1	2- 1	HOME	3- 0	2- 2	3- 0				
6- 6	0- 0	1- 3	AWAY	1- 1	0- 2	4- 0				
3- 2	0- 1	1- 0	NEUTRAL	0- 0	2- 0	0- 1				
11- 1	0- 0	2- 0	NON-CONFERENCE	2- 0	2- 0	5- 1				
6- 0	0- 0	0- 0	HOME	2- 0	1- 0	3- 0				
3- 0	0- 0	1- 0	AWAY	0- 0	0- 0	2- 0				
2- 1	0- 0	1- 0	NEUTRAL	0- 0	1- 0	0- 1				
9- 11	1- 2	2- 4	CONFERENCE	2- 1	2- 4	2- 0				
5- 4	1- 1	2- 1	HOME	1- 0	1- 2	0- 0				
3- 6	0- 0	0- 3	AWAY	1- 1	0- 2	2- 0				
1- 1	0- 1	0- 0	NEUTRAL	0- 0	1- 0	0- 0				

RPI 1-25				RPI 26-50				Team's RPI: 47	RPI 51-100				RPI 101+			
RPI	S	Opponent	Score	RPI	S	Opponent	Score		RPI	S	Opponent	Score	RPI	S	Opponent	Score
7	H	Iowa	75 73	28	A	Rutgers	64 69		69	H	Missouri St.	98 74	101	A	Ohio St.	50 55
7	N	Iowa	61 70	28	H	Rutgers	61 69		75	H	Butler	66 46	105	N	Loyola Marymount	67 43
14	H	Maryland	56 76	33	A	UCLA	67 65		87	A	Purdue	53 56	106	H	Minnesota	61 65
				40	N	South Dakota	68 60		87	H	Purdue	73 51	106	N	Minnesota	66 58
				43	A	Michigan St.	61 77		95	A	Nebraska	82 78	115	A	Northwestern	49 69
				43	H	Michigan St.	68 64						115	H	Northwestern	69 75
				46	A	Michigan	58 67						125	H	Northern Ill.	91 73
				46	H	Michigan	70 60						145	H	Penn St.	83 75
													151	A	Wake Forest	87 73
													186	A	Wisconsin	75 68
													198	H	Milwaukee	68 66
													200	N	Grambling	62 65
													211	H	Florida	83 64
													225	A	Illinois	85 83
													234	H	North Florida	75 52
													310	A	Oakland	59 32
LAST 12 Division I GAMES:																
106	N	Minnesota	66 58	46	A	Michigan	58 67									
7	N	Iowa	61 70	43	A	Michigan St.	61 77									
87	H	Purdue	73 51	106	H	Minnesota	61 65									
115	A	Northwestern	49 69	95	A	Nebraska	82 78									
7	H	Iowa	75 73	28	A	Rutgers	64 69									
28	H	Rutgers	61 69	14	H	Maryland	56 76									

Non-Div I Games:

Indiana

■ Loss, 
 ■ Non-Conf, 
 ■ S Site, 
 ■ H Home 
 ■ A Away 
 N Neutral



## Indiana St.

## Through Games Of March 14, 2019

Average RPI Win:	256	WON-LOST	WINNING	LAST 10	STRENGTH OF	OPP. STRENGTH	TEAM	ADJ.	CONF.	ADJ CONF.
Average RPI Loss:	156	RECORD	PCT. RANK	GAMES	SCHEDULE	OF SCHEDULE	RPI	RPI	RPI	RPI
DIV. I ONLY	10- 19	257	0- 1	214	238	245	245	13	13	
DIV. I NON-CONF.	5- 5	162	0- 0	273	335	197	197	15	15	
TOTALS	RPI 1-25	RPI 26-50	W-L RECORDS	RPI 51-100	RPI 101-150	RPI 150+				
10- 19	0- 2	0- 0	OVERALL	0- 5	2- 5	8- 7				
3- 8	0- 1	0- 0	HOME	0- 2	1- 3	2- 2				
7- 9	0- 1	0- 0	AWAY	0- 3	1- 2	6- 3				
0- 2	0- 0	0- 0	NEUTRAL	0- 0	0- 0	0- 2				
5- 5	0- 0	0- 0	NON-CONFERENCE	0- 1	0- 1	5- 3				
1- 1	0- 0	0- 0	HOME	0- 0	0- 1	1- 0				
4- 3	0- 0	0- 0	AWAY	0- 1	0- 0	4- 2				
0- 1	0- 0	0- 0	NEUTRAL	0- 0	0- 0	0- 1				
5- 14	0- 2	0- 0	CONFERENCE	0- 4	2- 4	3- 4				
2- 7	0- 1	0- 0	HOME	0- 2	1- 2	1- 2				
3- 6	0- 1	0- 0	AWAY	0- 2	1- 2	2- 1				
0- 1	0- 0	0- 0	NEUTRAL	0- 0	0- 0	0- 1				

RPI 1-25				RPI 26-50				RPI 51-100				RPI 101+ Team's RPI: 245			
RPI	S	Opponent	Score	RPI	S	Opponent	Score	RPI	S	Opponent	Score	RPI	S	Opponent	Score
16	A	Drake	77 96					69	A	Missouri St.	58 71	130	H	IUPUI	59 64
16	H	Drake	68 70					69	H	Missouri St.	66 76	139	A	Illinois St.	70 78
								75	A	Butler	49 72	139	H	Illinois St.	59 44
								88	A	UNI	63 71	148	A	Southern Ill.	61 58
								88	H	UNI	51 71	148	H	Southern Ill.	61 80
												149	A	Bradley	80 81
												149	H	Bradley	45 61
												170	N	UC Irvine	61 77
												182	A	Saint Louis	60 56
												219	A	Marshall	62 53
												225	A	Illinois	57 75
												243	A	Southeast Mo. St.	62 51
												253	A	Loyola Chicago	54 56
												253	H	Loyola Chicago	36 44
												295	A	Eastern Ill.	39 63
												307	A	Valparaiso	86 82
												307	H	Valparaiso	67 59
												307	N	Valparaiso	77 79
												331	A	Evansville	76 69
												331	H	Evansville	56 59
												339	H	UIC	60 53
												342	A	Grand Canyon	88 81
LAST 12 Division I GAMES:															
				307	N	Valparaiso	77 79					307	H	Valparaiso	67 59
				69	H	Missouri St.	66 76					253	H	Loyola Chicago	36 44
				148	H	Southern Ill.	61 80					139	A	Illinois St.	70 78
				331	H	Evansville	56 59					149	A	Bradley	80 81
				16	A	Drake	77 96					331	A	Evansville	76 69
				88	A	UNI	63 71					88	H	UNI	51 71

Non-Div I Games: Davenport 79 43

Indiana St.

Loss, Non-Conf, S Site, H Home A Away N Neutral



Average RPI Win: <b>281</b>	WON-LOST	WINNING	LAST 10	STRENGTH OF	OPP. STRENGTH	TEAM	ADJ.	CONF.	ADJ CONF.
Average RPI Loss: <b>183</b>	RECORD	PCT. RANK	GAMES	SCHEDULE	OF SCHEDULE	RPI	RPI	RPI	RPI
DIV. I ONLY	5- 26	335	1- 0	221	265	324	324	26	26
DIV. I NON-CONF.	1- 10	329	0- 0	52	103	275	275	27	27
TOTALS	RPI 1-25	RPI 26-50	W-L RECORDS	RPI 51-100	RPI 101-150	RPI 150+			
5- 26	0- 0	0- 3	OVERALL	0- 3	0- 3	5- 17			
2- 13	0- 0	0- 2	HOME	0- 2	0- 2	2- 7			
2- 12	0- 0	0- 1	AWAY	0- 1	0- 1	2- 9			
1- 1	0- 0	0- 0	NEUTRAL	0- 0	0- 0	1- 1			
1- 10	0- 0	0- 2	NON-CONFERENCE	0- 3	0- 2	1- 3			
1- 5	0- 0	0- 1	HOME	0- 2	0- 2	1- 0			
0- 5	0- 0	0- 1	AWAY	0- 1	0- 0	0- 3			
0- 0	0- 0	0- 0	NEUTRAL	0- 0	0- 0	0- 0			
4- 16	0- 0	0- 1	CONFERENCE	0- 0	0- 1	4- 14			
1- 8	0- 0	0- 1	HOME	0- 0	0- 0	1- 7			
2- 7	0- 0	0- 0	AWAY	0- 0	0- 1	2- 6			
1- 1	0- 0	0- 0	NEUTRAL	0- 0	0- 0	1- 1			

RPI S	Opponent	Score	RPI S	Opponent	Score	RPI S	Opponent	Score	RPI S	Opponent	Score	Team's RPI: 324
27	H Central Mich.	39 82	58	H Penn	43 66	116	A Marist	36 76				
39	H Quinnipiac	39 76	80	A Toledo	38 84	116	H St. John's (NY)	35 61				
42	A Bucknell	43 81	83	H Fordham	40 57	136	H Stony Brook	51 53				
						154	A Kansas	44 75				
						166	A Temple	39 59				
						171	A Rider	64 75				
						171	H Rider	58 66				
						171	N Rider	46 54				
						215	A Monmouth	52 51				
						215	H Monmouth	38 55				
						218	H George Washington	52 43				
						224	A Hofstra	49 74				
						265	A Manhattan	33 55				
						265	H Manhattan	52 54				
						275	A Niagara	53 72				
						275	H Niagara	46 58				
						278	A Siena	47 59				
						278	H Siena	45 66				
						278	N Siena	75 64				
						284	A Fairfield	56 67				
						284	H Fairfield	42 55				
						287	A Canisius	47 67				
						287	H Canisius	40 48				
						347	A Saint Peter's	58 53				
						347	H Saint Peter's	61 57				
LAST 12 Division I GAMES:												
278	N Siena	75 64	215	A Monmouth	52 51							
171	N Rider	46 54	171	A Rider	64 75							
347	A Saint Peter's	58 53	278	H Siena	45 66							
284	A Fairfield	56 67	275	A Niagara	53 72							
265	H Manhattan	52 54	287	A Canisius	47 67							
347	H Saint Peter's	61 57	39	H Quinnipiac	39 76							

Non-Div I Games:

Iona

■ Loss, 
■ Non-Conf, 
■ S Site, 
■ H Home 
■ A Away 
N Neutral



Average RPI Win: 104		WON-LOST	WINNING	LAST 10	STRENGTH OF	OPP. STRENGTH	TEAM	ADJ.	CONF.	ADJ CONF.
Average RPI Loss: 41	RECORD	PCT. RANK	GAMES	SCHEDULE	OF SCHEDULE	RPI	RPI	RPI	RPI	
DIV. I ONLY	26- 6	21	1- 0	8	39	7	7	4	4	
DIV. I NON-CONF.	9- 2	43	0- 0	10	29	8	8	6	6	
TOTALS	RPI 1-25	RPI 26-50	W-L RECORDS	RPI 51-100	RPI 101-150	RPI 150+				
26- 6	4- 2	5- 3	OVERALL	6- 1	5- 0	6- 0				
15- 0	2- 0	3- 0	HOME	3- 0	2- 0	5- 0				
7- 5	1- 1	0- 3	AWAY	2- 1	3- 0	1- 0				
4- 1	1- 1	2- 0	NEUTRAL	1- 0	0- 0	0- 0				
9- 2	2- 2	0- 0	NON-CONFERENCE	3- 0	1- 0	3- 0				
6- 0	1- 0	0- 0	HOME	1- 0	1- 0	3- 0				
2- 1	1- 1	0- 0	AWAY	1- 0	0- 0	0- 0				
1- 1	0- 1	0- 0	NEUTRAL	1- 0	0- 0	0- 0				
17- 4	2- 0	5- 3	CONFERENCE	3- 1	4- 0	3- 0				
9- 0	1- 0	3- 0	HOME	2- 0	1- 0	2- 0				
5- 4	0- 0	0- 3	AWAY	1- 1	3- 0	1- 0				
3- 0	1- 0	2- 0	NEUTRAL	0- 0	0- 0	0- 0				

RPI	S	Opponent	Score	RPI	S	Opponent	Score	RPI	S	Opponent	Score	RPI	S	Opponent	Score
1	A	Notre Dame	71 105	28	H	Rutgers	72 66	78	N	West Virginia	84 81	101	A	Ohio St.	78 52
11	H	Iowa St.	73 70	28	N	Rutgers	72 67	87	A	Purdue	57 62	106	A	Minnesota	81 63
14	H	Maryland	86 73	43	A	Michigan St.	70 84	87	H	Purdue	72 58	115	H	Northwestern	74 50
14	N	Maryland	90 76	43	H	Michigan St.	86 71	88	H	UNI	83 57	130	H	IUPUI	72 58
16	A	Drake	91 82	46	A	Michigan	81 90	95	A	Nebraska	74 58	145	A	Penn St.	81 61
21	N	Florida St.	67 71	46	H	Michigan	75 61	95	H	Nebraska	77 71	159	H	Oral Roberts	90 77
				47	A	Indiana	73 75	97	A	Western Ky.	104 67	179	H	Robert Morris	92 63
				47	N	Indiana	70 61					186	H	Wisconsin	71 53
												225	A	Illinois	94 75
												225	H	Illinois	88 66
												335	H	N.C. Central	106 39
LAST 12 Division I GAMES:															
47	N	Indiana	70 61	47	A	Indiana	73 75								
28	N	Rutgers	72 67	14	H	Maryland	86 73								
14	N	Maryland	90 76	225	H	Illinois	88 66								
21	N	Florida St.	67 71	101	A	Ohio St.	78 52								
115	H	Northwestern	74 50	43	H	Michigan St.	86 71								
95	A	Nebraska	74 58	145	A	Penn St.	81 61								

Non-Div I Games:

Iowa



Average RPI Win: 111		WON-LOST	WINNING	LAST 10	STRENGTH OF	OPP. STRENGTH	TEAM	ADJ.	CONF.	ADJ CONF.
Average RPI Loss: 27		RECORD	PCT. RANK	GAMES	SCHEDULE	OF SCHEDULE	RPI	RPI	RPI	RPI
DIV. I ONLY		25- 8	46	1- 0	5	23	11	11	3	3
DIV. I NON-CONF.		10- 2	37	0- 0	12	71	10	10	3	3
TOTALS		RPI 1-25	RPI 26-50		W-L RECORDS		RPI 51-100	RPI 101-150	RPI 150+	
25- 8	2- 4	6- 2		OVERALL		3- 2	5- 0	9- 0		
16- 2	2- 1	3- 1		HOME		3- 0	3- 0	5- 0		
6- 5	0- 2	2- 1		AWAY		0- 2	2- 0	2- 0		
3- 1	0- 1	1- 0		NEUTRAL		0- 0	0- 0	2- 0		
10- 2	2- 1	2- 1		NON-CONFERENCE		1- 0	1- 0	4- 0		
9- 0	2- 0	2- 0		HOME		1- 0	1- 0	3- 0		
0- 2	0- 1	0- 1		AWAY		0- 0	0- 0	0- 0		
1- 0	0- 0	0- 0		NEUTRAL		0- 0	0- 0	1- 0		
15- 6	0- 3	4- 1		CONFERENCE		2- 2	4- 0	5- 0		
7- 2	0- 1	1- 1		HOME		2- 0	2- 0	2- 0		
6- 3	0- 1	2- 0		AWAY		0- 2	2- 0	2- 0		
2- 1	0- 1	1- 0		NEUTRAL		0- 0	0- 0	1- 0		

RPI S	Opponent	Score	RPI S	Opponent	Score	RPI S	Opponent	Score	RPI S	Opponent	Score
2	A Baylor	69 84	29	A Texas	82 73	59	A TCU	69 76	125	H Northern Ill.	70 60
2	H Baylor	60 73	29	H Texas	62 64	59	H TCU	92 54	140	A Texas Tech	64 62
2	N Baylor	49 67	29	N Texas	75 69	65	H Arkansas	91 82	140	H Texas Tech	105 66
7	A Iowa	70 73	31	A Kansas St.	81 52	78	A West Virginia	64 73	142	A Oklahoma St.	84 71
16	H Drake	86 81	31	H Kansas St.	96 58	78	H West Virginia	77 61	142	H Oklahoma St.	89 67
18	H Miami (FL)	75 52	40	A South Dakota	59 64				154	A Kansas	82 73
			42	H Bucknell	86 61				154	H Kansas	69 49
			48	H Auburn	67 64				154	N Kansas	75 58
									155	A Oklahoma	91 70
									155	H Oklahoma	104 78
									185	H Prairie View	94 46
									194	N Eastern Mich.	85 59
									223	H North Dakota	87 35
									275	H Niagara	95 35
LAST 12 Division I GAMES:											
154	N Kansas	75 58	154	H Kansas	69 49						
29	N Texas	75 69	29	A Texas	82 73						
2	N Baylor	49 67	140	A Texas Tech	64 62						
125	H Northern Ill.	70 60	2	H Baylor	60 73						
48	H Auburn	67 64	155	A Oklahoma	91 70						
18	H Miami (FL)	75 52	142	H Oklahoma St.	89 67						

Non-Div I Games:

Iowa St.

■ Loss, 
■ Non-Conf, S Site, 
■ Home 
■ Away 
N Neutral



Average RPI Win:	287	WON-LOST	WINNING	LAST 10	STRENGTH OF	OPP. STRENGTH	TEAM	ADJ.	CONF.	ADJ CONF.
Average RPI Loss:	190	RECORD	PCT. RANK	GAMES	SCHEDULE	OF SCHEDULE	RPI	RPI	RPI	RPI
DIV. I ONLY	15- 13	150	1- 0	341	310	249	249	29	29	
DIV. I NON-CONF.	2- 7	288	0- 0	258	197	297	297	28	28	
TOTALS	RPI 1-25	RPI 26-50	W-L RECORDS	RPI 51-100	RPI 101-150	RPI 150+				
15- 13	0- 1	0- 0	OVERALL	0- 2	0- 0	15- 10				
9- 3	0- 0	0- 0	HOME	0- 0	0- 0	9- 3				
5- 9	0- 1	0- 0	AWAY	0- 2	0- 0	5- 6				
1- 1	0- 0	0- 0	NEUTRAL	0- 0	0- 0	1- 1				
2- 7	0- 1	0- 0	NON-CONFERENCE	0- 2	0- 0	2- 4				
1- 1	0- 0	0- 0	HOME	0- 0	0- 0	1- 1				
0- 5	0- 1	0- 0	AWAY	0- 2	0- 0	0- 2				
1- 1	0- 0	0- 0	NEUTRAL	0- 0	0- 0	1- 1				
13- 6	0- 0	0- 0	CONFERENCE	0- 0	0- 0	13- 6				
8- 2	0- 0	0- 0	HOME	0- 0	0- 0	8- 2				
5- 4	0- 0	0- 0	AWAY	0- 0	0- 0	5- 4				
0- 0	0- 0	0- 0	NEUTRAL	0- 0	0- 0	0- 0				

RPI 1-25				RPI 26-50				RPI 51-100				RPI 101+ Team's RPI: 249			
RPI	S	Opponent	Score	RPI	S	Opponent	Score	RPI	S	Opponent	Score	RPI	S	Opponent	Score
8	A	Mississippi St.	38 105					65	A	Arkansas	57 76	162	N	Akron	57 74
								71	A	UT Arlington	63 99	169	A	Southern U.	59 52
												169	H	Southern U.	74 76
												185	A	Prairie View	57 76
												185	H	Prairie View	80 89
												200	A	Grambling	77 74
												200	H	Grambling	89 60
												228	A	Texas Southern	67 76
												228	H	Texas Southern	73 64
												231	A	Memphis	67 68
												270	A	Alabama St.	67 74
												270	H	Alabama St.	78 58
												270	H	Alabama St.	75 59
												271	A	Louisiana	61 68
												277	H	Central Ark.	65 56
												301	A	Alabama A&M	55 58
												301	H	Alabama A&M	69 51
												322	H	Southeastern La.	45 50
												329	A	Mississippi Val.	87 86
												329	H	Mississippi Val.	87 56
LAST 12 Division I GAMES:															
				270	H	Alabama St.	75 59					228	H	Texas Southern	73 64
				270	H	Alabama St.	78 58					185	H	Prairie View	80 89
				301	H	Alabama A&M	69 51					169	A	Southern U.	59 52
				349	A	Ark.-Pine Bluff	61 41					350	A	Alcorn	82 61
				329	A	Mississippi Val.	87 86					349	H	Ark.-Pine Bluff	60 41
				200	H	Grambling	89 60					329	H	Mississippi Val.	87 56

Non-Div I Games: Spring Hill 105 57 Millsaps 88 38

Jackson St.

Loss, Non-Conf, S Site, H Home A Away N Neutral



Jacksonville

Through Games Of March 14, 2019

Average RPI Win: <b>273</b>	WON-LOST	WINNING	LAST 10	STRENGTH OF	OPP. STRENGTH	TEAM	ADJ.	CONF.	ADJ CONF.
Average RPI Loss: <b>172</b>	RECORD	PCT. RANK	GAMES	SCHEDULE	OF SCHEDULE	RPI	RPI	RPI	RPI
DIV. I ONLY	11- 16	225	0- 1	232	292	233	233	24	24
DIV. I NON-CONF.	4- 6	212	0- 0	138	301	172	172	26	26
TOTALS	RPI 1-25	RPI 26-50	W-L RECORDS	RPI 51-100	RPI 101-150	RPI 150+			
11- 16	0- 2	0- 0	OVERALL	0- 2	1- 2	10- 10			
5- 5	0- 0	0- 0	HOME	0- 1	1- 0	4- 4			
6- 9	0- 2	0- 0	AWAY	0- 1	0- 1	6- 5			
0- 2	0- 0	0- 0	NEUTRAL	0- 0	0- 1	0- 1			
4- 6	0- 2	0- 0	NON-CONFERENCE	0- 0	1- 2	3- 2			
1- 1	0- 0	0- 0	HOME	0- 0	1- 0	0- 1			
3- 3	0- 2	0- 0	AWAY	0- 0	0- 1	3- 0			
0- 2	0- 0	0- 0	NEUTRAL	0- 0	0- 1	0- 1			
7- 10	0- 0	0- 0	CONFERENCE	0- 2	0- 0	7- 8			
4- 4	0- 0	0- 0	HOME	0- 1	0- 0	4- 3			
3- 6	0- 0	0- 0	AWAY	0- 1	0- 0	3- 5			
0- 0	0- 0	0- 0	NEUTRAL	0- 0	0- 0	0- 0			

RPI 1-25				RPI 26-50				RPI 51-100				RPI 101+ Team's RPI: 233			
RPI	S	Opponent	Score	RPI	S	Opponent	Score	RPI	S	Opponent	Score	RPI	S	Opponent	Score
17	A	Texas A&M	53 <b>73</b>					64	A	FGCU	58 <b>82</b>	108	N	Old Dominion	76 <b>78</b>
21	A	Florida St.	46 <b>79</b>					64	H	FGCU	62 <b>68</b>	131	H	Mercer	71 66
												145	A	Penn St.	61 <b>80</b>
												184	A	Liberty	64 52
												184	A	Liberty	53 <b>65</b>
												184	H	Liberty	75 <b>85</b>
												200	A	North Ala.	59 <b>68</b>
												200	H	North Ala.	59 <b>62</b>
												208	A	Stetson	46 <b>54</b>
												208	H	Stetson	56 <b>69</b>
												220	H	Bethune-Cookman	56 <b>58</b>
												234	A	North Florida	80 72
												234	H	North Florida	75 63
												279	A	Charleston So.	68 58
												292	A	Kennesaw St.	55 <b>75</b>
												292	H	Kennesaw St.	68 53
												301	N	Alabama A&M	60 <b>65</b>
												323	A	FIU	73 62
												325	A	NJIT	61 56
												325	H	NJIT	69 55
												330	A	Lipscomb	58 <b>61</b>
												330	H	Lipscomb	62 47
												345	A	Savannah St.	68 58
LAST 12 Division I GAMES:															
184	A	Liberty	53 <b>65</b>	330	A	Lipscomb	58 <b>61</b>								
64	H	FGCU	62 <b>68</b>	292	H	Kennesaw St.	68 53								
200	A	North Ala.	59 <b>68</b>	64	A	FGCU	58 <b>82</b>								
325	H	NJIT	69 55	208	H	Stetson	56 <b>69</b>								
234	H	North Florida	75 63	184	H	Liberty	75 <b>85</b>								
208	A	Stetson	46 <b>54</b>	234	A	North Florida	80 72								

Non-Div I Games: Webber Int'l 73 39 Edward Waters 100 48 Warner 105 55

Jacksonville

Loss, Non-Conf, S Site, H Home A Away N Neutral



Average RPI Win:	271	WON-LOST	WINNING	LAST 10	STRENGTH OF	OPP. STRENGTH	TEAM	ADJ.	CONF.	ADJ CONF.
Average RPI Loss:	138	RECORD	PCT. RANK	GAMES	SCHEDULE	OF SCHEDULE	RPI	RPI	RPI	RPI
DIV. I ONLY	14- 15	187	0- 1	275	226	213	213	22	22	
DIV. I NON-CONF.	5- 5	162	0- 0	279	155	204	204	22	22	
TOTALS	RPI 1-25	RPI 26-50	W-L RECORDS	RPI 51-100	RPI 101-150	RPI 150+				
14- 15	0- 0	0- 3	OVERALL	0- 2	2- 6	12- 4				
6- 6	0- 0	0- 2	HOME	0- 1	2- 1	4- 2				
8- 6	0- 0	0- 1	AWAY	0- 0	0- 4	8- 1				
0- 3	0- 0	0- 0	NEUTRAL	0- 1	0- 1	0- 1				
5- 5	0- 0	0- 1	NON-CONFERENCE	0- 2	1- 1	4- 1				
1- 2	0- 0	0- 1	HOME	0- 1	1- 0	0- 0				
4- 1	0- 0	0- 0	AWAY	0- 0	0- 1	4- 0				
0- 2	0- 0	0- 0	NEUTRAL	0- 1	0- 0	0- 1				
9- 10	0- 0	0- 2	CONFERENCE	0- 0	1- 5	8- 3				
5- 4	0- 0	0- 1	HOME	0- 0	1- 1	4- 2				
4- 5	0- 0	0- 1	AWAY	0- 0	0- 3	4- 1				
0- 1	0- 0	0- 0	NEUTRAL	0- 0	0- 1	0- 0				

RPI S	Opponent	Score	RPI S	Opponent	Score	RPI S	Opponent	Score	RPI S	Opponent	Score	Team's RPI: 213
44	H Miami (OH)	41 58	86	N Harvard	62 69	111	A UT Martin	72 77				
45	A Belmont	52 66	90	H Troy	63 89	129	A Morehead St.	55 66				
45	H Belmont	41 64				129	H Morehead St.	68 57				
						129	N Morehead St.	60 77				
						140	A Texas Tech	58 71				
						143	H Georgia St.	61 56				
						146	A Tennessee Tech	59 62				
						146	H Tennessee Tech	49 66				
						160	N Washington St.	51 64				
						238	A SIUE	68 61				
						238	H SIUE	47 51				
						239	A Ole Miss	60 49				
						243	A Southeast Mo. St.	56 39				
						259	H Austin Peay	67 56				
						262	H Murray St.	59 64				
						295	A Eastern Ill.	49 52				
						295	H Eastern Ill.	78 49				
						301	A Alabama A&M	55 48				
						304	A Tennessee St.	62 52				
						304	H Tennessee St.	76 73				
						330	A Lipscomb	58 46				
						333	A Eastern Ky.	53 44				
						333	H Eastern Ky.	69 64				
						346	A Florida A&M	62 31				
LAST 12 Division I GAMES:												
129	N Morehead St.	60 77	304	H Tennessee St.	76 73							
160	N Washington St.	51 64	146	A Tennessee Tech	59 62							
238	A SIUE	68 61	243	A Southeast Mo. St.	56 39							
295	A Eastern Ill.	49 52	111	A UT Martin	72 77							
333	H Eastern Ky.	69 64	259	H Austin Peay	67 56							
129	H Morehead St.	68 57	262	H Murray St.	59 64							

Non-Div I Games: Montevallo 84 52

Jacksonville St.

Loss, Non-Conf, S Site, H Home A Away N Neutral



Average RPI Win: <b>173</b>	WON-LOST	WINNING	LAST 10	STRENGTH OF	OPP. STRENGTH	TEAM	ADJ.	CONF.	ADJ CONF.
Average RPI Loss: <b>143</b>	RECORD	PCT. RANK	GAMES	SCHEDULE	OF SCHEDULE	RPI	RPI	RPI	RPI
DIV. I ONLY	25- 5	17	0- 1	147	110	35	35	10	10
DIV. I NON-CONF.	8- 3	72	0- 0	188	135	64	64	10	10
TOTALS	RPI 1-25	RPI 26-50	W-L RECORDS	RPI 51-100	RPI 101-150	RPI 150+			
25- 5	0- 1	0- 0	OVERALL	5- 0	7- 1	13- 3			
14- 0	0- 0	0- 0	HOME	3- 0	5- 0	6- 0			
11- 4	0- 1	0- 0	AWAY	2- 0	2- 1	7- 2			
0- 1	0- 0	0- 0	NEUTRAL	0- 0	0- 0	0- 1			
8- 3	0- 1	0- 0	NON-CONFERENCE	1- 0	2- 0	5- 2			
5- 0	0- 0	0- 0	HOME	1- 0	2- 0	2- 0			
3- 3	0- 1	0- 0	AWAY	0- 0	0- 0	3- 2			
0- 0	0- 0	0- 0	NEUTRAL	0- 0	0- 0	0- 0			
17- 2	0- 0	0- 0	CONFERENCE	4- 0	5- 1	8- 1			
9- 0	0- 0	0- 0	HOME	2- 0	3- 0	4- 0			
8- 1	0- 0	0- 0	AWAY	2- 0	2- 1	4- 0			
0- 1	0- 0	0- 0	NEUTRAL	0- 0	0- 0	0- 1			

RPI S	Opponent	Score	RPI S	Opponent	Score	Team's RPI: 35	RPI S	Opponent	Score	RPI S	Opponent	Score	RPI S	Opponent	Score
14	A Maryland	63 87					63	A Drexel	51 35	116	H St. John's (NY)	64 51			
							63	H Drexel	58 47	119	H Dayton	68 55			
							68	H Georgetown	69 57	122	A Towson	63 56			
							94	A Northeastern	58 51	122	H Towson	71 59			
							94	H Northeastern	84 49	123	A UNCW	63 66			
										123	H UNCW	58 51			
										137	A Delaware	68 43			
										137	H Delaware	56 51			
										151	A Wake Forest	49 50			
										161	A William & Mary	78 65			
										161	H William & Mary	65 48			
										179	A Robert Morris	59 36			
										184	A Liberty	74 53			
										202	A Hampton	65 72			
										218	H George Washington	50 37			
										224	A Hofstra	59 44			
										224	H Hofstra	77 54			
										224 N	Hofstra	50 57			
										237	A Elon	74 46			
										237	H Elon	82 30			
										296	A Col. of Charleston	91 50			
										296	H Col. of Charleston	76 35			
										306	H Winthrop	56 39			
										340	A Delaware St.	103 57			
LAST 12 Division I GAMES:															
224 N	Hofstra	50 57	123	H UNCW	58 51										
137	H Delaware	56 51	296	H Col. of Charleston	76 35										
63	H Drexel	58 47	224	A Hofstra	59 44										
122	A Towson	63 56	94	A Northeastern	58 51										
161	A William & Mary	78 65	122	H Towson	71 59										
237	A Elon	74 46	237	H Elon	82 30										

Non-Div I Games:

James Madison

■ Loss, 
■ Non-Conf, S Site, 
■ Home 
■ Away 
N Neutral



Kansas

Through Games Of March 14, 2019

Average RPI Win:	185	WON-LOST	WINNING	LAST 10	STRENGTH OF	OPP. STRENGTH	TEAM	ADJ.	CONF.	ADJ CONF.
Average RPI Loss:	67	RECORD	PCT. RANK	GAMES	SCHEDULE	OF SCHEDULE	RPI	RPI	RPI	RPI
DIV. I ONLY	13- 18	219	1- 1	66	32	154	154	3	3	
DIV. I NON-CONF.	10- 1	17	0- 0	246	233	49	49	3	3	
TOTALS	RPI 1-25	RPI 26-50	W-L RECORDS	RPI 51-100	RPI 101-150	RPI 150+				
13- 18	0- 5	1- 3	OVERALL	1- 5	2- 4	9- 1				
8- 8	0- 2	0- 2	HOME	0- 2	0- 2	8- 0				
2- 9	0- 2	1- 1	AWAY	1- 3	0- 2	0- 1				
3- 1	0- 1	0- 0	NEUTRAL	0- 0	2- 0	1- 0				
10- 1	0- 0	0- 0	NON-CONFERENCE	1- 1	1- 0	8- 0				
7- 0	0- 0	0- 0	HOME	0- 0	0- 0	7- 0				
1- 1	0- 0	0- 0	AWAY	1- 1	0- 0	0- 0				
2- 0	0- 0	0- 0	NEUTRAL	0- 0	1- 0	1- 0				
3- 17	0- 5	1- 3	CONFERENCE	0- 4	1- 4	1- 1				
1- 8	0- 2	0- 2	HOME	0- 2	0- 2	1- 0				
1- 8	0- 2	1- 1	AWAY	0- 2	0- 2	0- 1				
1- 1	0- 1	0- 0	NEUTRAL	0- 0	1- 0	0- 0				

RPI	S	Opponent	Score	RPI	S	Opponent	Score	RPI	S	Opponent	Score	RPI	S	Opponent	Score	Team's RPI: 154
2	A	Baylor	40 80	29	A	Texas	43 62	59	A	TCU	53 58	115	N	Northwestern	66 57	
2	H	Baylor	68 94	29	H	Texas	73 91	59	H	TCU	66 76	140	A	Texas Tech	66 69	
11	A	Iowa St.	49 69	31	A	Kansas St.	61 54	78	A	West Virginia	50 71	140	H	Texas Tech	71 75	
11	H	Iowa St.	73 82	31	H	Kansas St.	62 72	78	H	West Virginia	61 75	142	A	Oklahoma St.	52 72	
11	N	Iowa St.	58 75					85	A	LSU	68 61	142	H	Oklahoma St.	62 72	
								95	A	Nebraska	52 58	142	N	Oklahoma St.	76 66	
												155	A	Oklahoma	67 78	
												155	H	Oklahoma	88 79	
												159	H	Oral Roberts	70 58	
												160	N	Washington St.	71 63	
												200	H	Grambling	76 45	
												226	H	George Mason	77 56	
												229	H	UMKC	67 55	
												280	H	Vermont	77 36	
												301	H	Alabama A&M	65 54	
												324	H	Iona	75 44	
LAST 12 Division I GAMES:																
142	N	Oklahoma St.	76 66	142	A	Oklahoma St.	52 72									
11	N	Iowa St.	58 75	2	A	Baylor	40 80									
115	N	Northwestern	66 57	140	H	Texas Tech	71 75									
11	A	Iowa St.	49 69	155	A	Oklahoma	67 78									
78	H	West Virginia	61 75	29	H	Texas	73 91									
59	H	TCU	66 76	31	H	Kansas St.	62 72									

Non-Div I Games:

Kansas

Loss, Non-Conf, S Site, H Home A Away N Neutral



Average RPI Win:	133	WON-LOST	WINNING	LAST 10	STRENGTH OF	OPP. STRENGTH	TEAM	ADJ.	CONF.	ADJ CONF.
Average RPI Loss:	34	RECORD	PCT. RANK	GAMES	SCHEDULE	OF SCHEDULE	RPI	RPI	RPI	RPI
DIV. I ONLY	21- 11	87	1- 0	17	21	31	31	3	3	
DIV. I NON-CONF.	9- 3	62	0- 0	63	31	45	45	3	3	
TOTALS	RPI 1-25	RPI 26-50	W-L RECORDS	RPI 51-100	RPI 101-150	RPI 150+				
21- 11	0- 8	2- 0	OVERALL	7- 2	4- 0	8- 1				
12- 4	0- 2	1- 0	HOME	3- 1	2- 0	6- 1				
7- 3	0- 2	1- 0	AWAY	2- 1	2- 0	2- 0				
2- 4	0- 4	0- 0	NEUTRAL	2- 0	0- 0	0- 0				
9- 3	0- 3	0- 0	NON-CONFERENCE	4- 0	0- 0	5- 0				
7- 0	0- 0	0- 0	HOME	2- 0	0- 0	5- 0				
1- 0	0- 0	0- 0	AWAY	1- 0	0- 0	0- 0				
1- 3	0- 3	0- 0	NEUTRAL	1- 0	0- 0	0- 0				
12- 8	0- 5	2- 0	CONFERENCE	3- 2	4- 0	3- 1				
5- 4	0- 2	1- 0	HOME	1- 1	2- 0	1- 1				
6- 3	0- 2	1- 0	AWAY	1- 1	2- 0	2- 0				
1- 1	0- 1	0- 0	NEUTRAL	1- 0	0- 0	0- 0				

RPI	S	Opponent	Score	RPI	S	Opponent	Score	Team's RPI: 31	RPI	S	Opponent	Score	RPI	S	Opponent	Score
2	A	Baylor	50 65	29	A	Texas	69 60		51	N	Princeton	80 61	140	A	Texas Tech	66 62
2	H	Baylor	48 71	29	H	Texas	87 69		53	H	Lamar University	73 55	140	H	Texas Tech	75 67
2	N	Baylor	60 88						59	A	TCU	75 72	142	A	Oklahoma St.	68 58
10	N	Syracuse	61 70						59	H	TCU	47 61	142	H	Oklahoma St.	59 48
11	A	Iowa St.	58 96						74	A	Little Rock	53 47	154	A	Kansas	72 62
11	H	Iowa St.	52 81						78	A	West Virginia	30 60	154	H	Kansas	54 61
20	N	DePaul	59 79						78	H	West Virginia	90 79	155	A	Oklahoma	83 75
23	N	Arizona St.	51 65						78	N	West Virginia	72 59	155	H	Oklahoma	86 56
									88	H	UNI	72 62	175	H	North Texas	60 42
													209	H	Vanderbilt	72 61
													229	H	UMKC	61 50
													277	H	Central Ark.	70 54
													326	H	Omaha	61 46
LAST 12 Division I GAMES:																
78	N	West Virginia	72 59	29	A	Texas	69 60		2	H	Baylor	48 71				
2	N	Baylor	60 88	155	A	Oklahoma	83 75		154	A	Kansas	72 62				
142	A	Oklahoma St.	68 58	11	H	Iowa St.	52 81		59	H	TCU	47 61				
140	H	Texas Tech	75 67													
78	H	West Virginia	90 79													
59	A	TCU	75 72													

Non-Div I Games:

Kansas St.

■ Loss, 
■ Non-Conf, S Site, 
■ Home 
■ Away 
N Neutral



Average RPI Win:	263	WON-LOST	WINNING	LAST 10	STRENGTH OF	OPP. STRENGTH	TEAM	ADJ.	CONF.	ADJ CONF.
Average RPI Loss:	176	RECORD	PCT. RANK	GAMES	SCHEDULE	OF SCHEDULE	RPI	RPI	RPI	RPI
DIV. I ONLY	8- 22	290	1- 0	196	293	292	292	24	24	
DIV. I NON-CONF.	3- 9	271	0- 0	153	294	276	276	26	26	
TOTALS	RPI 1-25	RPI 26-50	W-L RECORDS	RPI 51-100	RPI 101-150	RPI 150+				
8- 22	0- 0	0- 1	OVERALL	0- 4	0- 4	8- 13				
6- 4	0- 0	0- 0	HOME	0- 1	0- 0	6- 3				
1- 14	0- 0	0- 0	AWAY	0- 3	0- 3	1- 8				
1- 4	0- 0	0- 1	NEUTRAL	0- 0	0- 1	1- 2				
3- 9	0- 0	0- 1	NON-CONFERENCE	0- 1	0- 4	3- 3				
2- 0	0- 0	0- 0	HOME	0- 0	0- 0	2- 0				
0- 5	0- 0	0- 0	AWAY	0- 1	0- 3	0- 1				
1- 4	0- 0	0- 1	NEUTRAL	0- 0	0- 1	1- 2				
5- 13	0- 0	0- 0	CONFERENCE	0- 3	0- 0	5- 10				
4- 4	0- 0	0- 0	HOME	0- 1	0- 0	4- 3				
1- 9	0- 0	0- 0	AWAY	0- 2	0- 0	1- 7				
0- 0	0- 0	0- 0	NEUTRAL	0- 0	0- 0	0- 0				

RPI S	Opponent	Score	RPI S	Opponent	Score	RPI S	Opponent	Score	RPI S	Opponent	Score	Team's RPI: 292
43 N	Michigan St.	51 75	64 A	FGCU	48 77	107 N	Idaho St.	49 60				
			64 A	FGCU	48 79	131 A	Mercer	48 64				
			64 H	FGCU	46 69	141 A	Seton Hall	80 102				
			66 A	Georgia Tech	35 60	143 A	Georgia St.	73 79				
						184 A	Liberty	55 68				
						184 H	Liberty	61 67				
						190 H	Furman	74 63				
						191 A	East Carolina	56 68				
						200 A	North Ala.	55 80				
						200 H	North Ala.	74 72				
						208 A	Stetson	67 59				
						208 A	Stetson	69 76				
						208 H	Stetson	45 58				
						220 N	Bethune-Cookman	61 64				
						233 A	Jacksonville	53 68				
						233 H	Jacksonville	75 55				
						234 A	North Florida	66 74				
						234 H	North Florida	60 71				
						286 H	Ga. Southern	78 59				
						303 N	UMBC	53 57				
						325 A	NJIT	60 66				
						325 H	NJIT	70 47				
						330 A	Lipscomb	69 72				
						330 H	Lipscomb	67 36				
						335 N	N.C. Central	78 54				
LAST 12 Division I GAMES:												
208 A	Stetson	67 59	200 H	North Ala.	74 72							
64 A	FGCU	48 77	330 H	Lipscomb	67 36							
330 A	Lipscomb	69 72	234 A	North Florida	66 74							
208 H	Stetson	45 58	325 H	NJIT	70 47							
184 A	Liberty	55 68	233 A	Jacksonville	53 68							
64 A	FGCU	48 79	208 A	Stetson	69 76							

Non-Div I Games: Middle Ga. St. 80 70

Kennesaw St.

Loss, Non-Conf, S Site, H Home A Away N Neutral



Average RPI Win:	189	WON-LOST	WINNING	LAST 10	STRENGTH OF	OPP. STRENGTH	TEAM	ADJ.	CONF.	ADJ CONF.
Average RPI Loss:	73	RECORD	PCT. RANK	GAMES	SCHEDULE	OF SCHEDULE	RPI	RPI	RPI	RPI
DIV. I ONLY	18- 12	114	1- 0	81	97	82	82	8	8	
DIV. I NON-CONF.	6- 4	125	0- 0	142	159	96	96	9	9	
TOTALS	RPI 1-25	RPI 26-50	W-L RECORDS	RPI 51-100	RPI 101-150	RPI 150+				
18- 12	0- 1	2- 7	OVERALL	1- 1	2- 1	13- 2				
11- 3	0- 0	2- 2	HOME	0- 0	2- 1	7- 0				
7- 8	0- 1	0- 4	AWAY	1- 1	0- 0	6- 2				
0- 1	0- 0	0- 1	NEUTRAL	0- 0	0- 0	0- 0				
6- 4	0- 1	0- 1	NON-CONFERENCE	0- 1	1- 1	5- 0				
3- 1	0- 0	0- 0	HOME	0- 0	1- 1	2- 0				
3- 3	0- 1	0- 1	AWAY	0- 1	0- 0	3- 0				
0- 0	0- 0	0- 0	NEUTRAL	0- 0	0- 0	0- 0				
12- 8	0- 0	2- 6	CONFERENCE	1- 0	1- 0	8- 2				
8- 2	0- 0	2- 2	HOME	0- 0	1- 0	5- 0				
4- 5	0- 0	0- 3	AWAY	1- 0	0- 0	3- 2				
0- 1	0- 0	0- 1	NEUTRAL	0- 0	0- 0	0- 0				

RPI 1-25				RPI 26-50				RPI 51-100				Team's RPI: 82	RPI 101+			
RPI	S	Opponent	Score	RPI	S	Opponent	Score	RPI	S	Opponent	Score		RPI	S	Opponent	Score
9	A	NC State	61 78	27	H	Central Mich.	75 82	56	A	Wright St.	55 61		121	H	Youngstown St.	62 34
				32	A	Ohio	81 83	80	A	Toledo	58 47		125	H	Northern Ill.	87 78
				32	H	Ohio	67 69						134	H	Duquesne	72 77
				36	A	Buffalo	66 75						162	A	Akron	65 55
				36	H	Buffalo	62 53						162	H	Akron	73 58
				36	N	Buffalo	52 85						179	A	Robert Morris	54 46
				37	A	North Carolina	60 73						194	A	Eastern Mich.	67 54
				44	A	Miami (OH)	63 79						194	H	Eastern Mich.	71 64
				44	H	Miami (OH)	67 58						214	A	Bowling Green	49 62
													214	H	Bowling Green	77 73
													214	H	Bowling Green	86 62
													217	A	Ball St.	44 48
													244	H	Northern Ky.	62 61
													261	A	St. Bonaventure	76 64
													269	A	Western Mich.	56 52
													269	H	Western Mich.	55 51
													310	H	Oakland	75 65
													325	A	NJIT	57 40
LAST 12 Division I GAMES:																
				214	H	Bowling Green	86 62						32	H	Ohio	67 69
				36	N	Buffalo	52 85						269	A	Western Mich.	56 52
				36	H	Buffalo	62 53						214	H	Bowling Green	77 73
				162	A	Akron	65 55						194	A	Eastern Mich.	67 54
				214	A	Bowling Green	49 62						36	A	Buffalo	66 75
				44	H	Miami (OH)	67 58						269	H	Western Mich.	55 51

Non-Div I Games: Clarion

92 38

Kent St.



## Kentucky

Through Games Of March 14, 2019

Average RPI Win:	132	WON-LOST	WINNING	LAST 10	STRENGTH OF	OPP. STRENGTH	TEAM	ADJ.	CONF.	ADJ CONF.
Average RPI Loss:	48	RECORD	PCT. RANK	GAMES	SCHEDULE	OF SCHEDULE	RPI	RPI	RPI	RPI
DIV. I ONLY	24- 7	39	0- 1	44	40	22	22	5	5	
DIV. I NON-CONF.	13- 1	9	0- 0	100	75	17	17	5	5	
TOTALS	RPI 1-25	RPI 26-50	W-L RECORDS	RPI 51-100	RPI 101-150	RPI 150+				
24- 7	1- 5	4- 1	OVERALL	6- 0	4- 0	9- 1				
15- 3	0- 2	1- 0	HOME	4- 0	2- 0	8- 1				
6- 3	1- 3	1- 0	AWAY	2- 0	1- 0	1- 0				
3- 1	0- 0	2- 1	NEUTRAL	0- 0	1- 0	0- 0				
13- 1	0- 1	2- 0	NON-CONFERENCE	2- 0	3- 0	6- 0				
10- 0	0- 0	0- 0	HOME	2- 0	2- 0	6- 0				
0- 1	0- 1	0- 0	AWAY	0- 0	0- 0	0- 0				
3- 0	0- 0	2- 0	NEUTRAL	0- 0	1- 0	0- 0				
11- 6	1- 4	2- 1	CONFERENCE	4- 0	1- 0	3- 1				
5- 3	0- 2	1- 0	HOME	2- 0	0- 0	2- 1				
6- 2	1- 2	1- 0	AWAY	2- 0	1- 0	1- 0				
0- 1	0- 0	0- 1	NEUTRAL	0- 0	0- 0	0- 0				

RPI	S	Opponent	Score	RPI	S	Opponent	Score	RPI	S	Opponent	Score	RPI	S	Opponent	Score
3	A	Louisville	75 80	30	H	Missouri	52 41	57	A	Tennessee	73 71	112	A	Georgia	58 53
8	A	Mississippi St.	71 86	30	N	Missouri	68 70	65	H	Arkansas	61 59	113	H	High Point	71 49
17	A	Texas A&M	71 73	33	N	UCLA	75 74	70	H	Middle Tenn.	72 55	114	N	South Fla.	85 63
17	H	Texas A&M	55 62	37	N	North Carolina	85 75	85	A	LSU	64 60	129	H	Morehead St.	87 57
19	A	South Carolina	65 57	48	A	Auburn	78 68	85	H	LSU	57 52	156	A	Alabama	68 53
19	H	South Carolina	70 74					98	H	Virginia	63 51	169	H	Southern U.	91 41
												192	H	Sacred Heart	71 43
												209	H	Vanderbilt	77 55
												211	H	Florida	62 51
												239	H	Ole Miss	49 55
												258	H	Rhode Island	75 52
												262	H	Murray St.	88 49
												270	H	Alabama St.	87 35
												341	H	Western Caro.	99 39
LAST 12 Division I GAMES:															
30	N	Missouri	68 70	156	A	Alabama	68 53								
112	A	Georgia	58 53	48	A	Auburn	78 68								
17	H	Texas A&M	55 62	211	H	Florida	62 51								
85	H	LSU	57 52	19	H	South Carolina	70 74								
19	A	South Carolina	65 57	17	A	Texas A&M	71 73								
65	H	Arkansas	61 59	30	H	Missouri	52 41								

Non-Div I Games:

Kentucky

■ Loss, 
■ Non-Conf, S Site, 
■ Home 
■ Away 
N Neutral



Average RPI Win:	232	WON-LOST	WINNING	LAST 10	STRENGTH OF	OPP. STRENGTH	TEAM	ADJ.	CONF.	ADJ CONF.
Average RPI Loss:	262	RECORD	PCT. RANK	GAMES	SCHEDULE	OF SCHEDULE	RPI	RPI	RPI	RPI
DIV. I ONLY	4- 25	339	0- 1	344	350	351	351	31	31	
DIV. I NON-CONF.	1- 10	329	0- 0	333	348	350	350	31	31	
TOTALS	RPI 1-25	RPI 26-50	W-L RECORDS	RPI 51-100	RPI 101-150	RPI 150+				
4- 25	0- 0	0- 1	OVERALL	0- 0	0- 1	4- 23				
3- 10	0- 0	0- 0	HOME	0- 0	0- 0	3- 10				
1- 14	0- 0	0- 1	AWAY	0- 0	0- 1	1- 12				
0- 1	0- 0	0- 0	NEUTRAL	0- 0	0- 0	0- 1				
1- 10	0- 0	0- 1	NON-CONFERENCE	0- 0	0- 1	1- 8				
1- 3	0- 0	0- 0	HOME	0- 0	0- 0	1- 3				
0- 6	0- 0	0- 1	AWAY	0- 0	0- 1	0- 4				
0- 1	0- 0	0- 0	NEUTRAL	0- 0	0- 0	0- 1				
3- 15	0- 0	0- 0	CONFERENCE	0- 0	0- 0	3- 15				
2- 7	0- 0	0- 0	HOME	0- 0	0- 0	2- 7				
1- 8	0- 0	0- 0	AWAY	0- 0	0- 0	1- 8				
0- 0	0- 0	0- 0	NEUTRAL	0- 0	0- 0	0- 0				

RPI S	Opponent	Score	RPI S	Opponent	Score	RPI S	Opponent	Score	RPI S	Opponent	Score	Team's RPI: 351
			46 A	Michigan	38 83				126 A	Lehigh	38 72	
									170 N	UC Irvine	71 84	
									179 A	Robert Morris	54 71	
									179 H	Robert Morris	37 89	
									192 A	Sacred Heart	53 75	
									192 H	Sacred Heart	69 64	
									193 A	Saint Francis (PA)	75 69	
									193 H	Saint Francis (PA)	66 80	
									222 A	Mt. St. Mary's	45 61	
									222 H	Mt. St. Mary's	71 61	
									247 A	St. Francis Brooklyn	64 87	
									247 H	St. Francis Brooklyn	67 79	
									265 A	Manhattan	46 61	
									284 A	Fairfield	43 71	
									290 H	Army West Point	42 57	
									294 A	Bryant	62 69	
									294 H	Bryant	54 69	
									319 A	Wagner	62 72	
									319 H	Wagner	62 66	
									320 H	Lafayette	55 50	
									325 H	NJIT	51 72	
									327 H	UMass Lowell	64 69	
									328 A	Central Conn. St.	57 63	
									328 H	Central Conn. St.	59 72	
									342 A	Grand Canyon	62 65	
									344 A	Fairleigh Dickinson	49 68	
LAST 12 Division I GAMES:												
			344 A	Fairleigh Dickinson	49 68				247 A	St. Francis Brooklyn	64 87	
			294 H	Bryant	54 69				222 H	Mt. St. Mary's	71 61	
			328 H	Central Conn. St.	59 72				319 H	Wagner	62 66	
			179 A	Robert Morris	54 71				319 A	Wagner	62 72	
			193 A	Saint Francis (PA)	75 69				328 A	Central Conn. St.	57 63	
			192 H	Sacred Heart	69 64				222 A	Mt. St. Mary's	45 61	

Non-Div I Games:

LIU Brooklyn

■ Loss, 
 ■ Non-Conf, 
 ■ S Site, 
 ■ Home 
 ■ A Away 
 N Neutral



RPI	S	Opponent	Score
344	H	Fairleigh Dickinson	52 69
347	A	Saint Peter's	59 86

L  
I  
U  
B  
r  
o  
o  
k  
l  
y  
n

L  
I  
U  
B  
r  
o  
o  
k  
l  
y  
n

LIU Brooklyn



Average RPI Win:	157	WON-LOST	WINNING	LAST 10	STRENGTH OF	OPP. STRENGTH	TEAM	ADJ.	CONF.	ADJ CONF.
Average RPI Loss:	55	RECORD	PCT. RANK	GAMES	SCHEDULE	OF SCHEDULE	RPI	RPI	RPI	RPI
DIV. I ONLY	16- 13	143	0- 1	36	62	85	85	5	5	
DIV. I NON-CONF.	9- 3	62	0- 0	136	156	87	87	5	5	
TOTALS	RPI 1-25	RPI 26-50	W-L RECORDS	RPI 51-100	RPI 101-150	RPI 150+				
16- 13	2- 6	1- 2	OVERALL	2- 2	2- 1	9- 2				
11- 6	1- 3	1- 1	HOME	2- 0	2- 0	5- 2				
5- 6	1- 3	0- 1	AWAY	0- 1	0- 1	4- 0				
0- 1	0- 0	0- 0	NEUTRAL	0- 1	0- 0	0- 0				
9- 3	1- 0	0- 1	NON-CONFERENCE	1- 0	2- 0	5- 2				
7- 2	0- 0	0- 0	HOME	1- 0	2- 0	4- 2				
2- 1	1- 0	0- 1	AWAY	0- 0	0- 0	1- 0				
0- 0	0- 0	0- 0	NEUTRAL	0- 0	0- 0	0- 0				
7- 10	1- 6	1- 1	CONFERENCE	1- 2	0- 1	4- 0				
4- 4	1- 3	1- 1	HOME	1- 0	0- 0	1- 0				
3- 5	0- 3	0- 0	AWAY	0- 1	0- 1	3- 0				
0- 1	0- 0	0- 0	NEUTRAL	0- 1	0- 0	0- 0				

RPI	S	Opponent	Score	RPI	S	Opponent	Score	RPI	S	Opponent	Score	RPI	S	Opponent	Score
8	A	Mississippi St.	56 76	28	A	Rutgers	43 57	57	A	Tennessee	65 74	112	A	Georgia	50 63
8	H	Mississippi St.	35 68	30	H	Missouri	61 51	57	N	Tennessee	66 69	114	H	South Fla.	78 49
17	A	Texas A&M	55 59	48	H	Auburn	46 56	65	H	Arkansas	71 34	128	H	Northern Colo.	62 57
17	H	Texas A&M	63 52					74	H	Little Rock	60 45	154	H	Kansas	61 68
19	H	South Carolina	53 76									156	A	Alabama	62 56
21	A	Florida St.	58 45									157	H	Nicholls St.	76 44
22	A	Kentucky	52 57									167	H	Tulane	54 56
22	H	Kentucky	60 64									183	H	Sam Houston St.	66 52
												209	A	Vanderbilt	79 68
												211	H	Florida	69 51
												239	A	Ole Miss	55 41
												271	A	Louisiana	76 54
												312	H	McNeese	86 36
												322	H	Southeastern La.	72 52
LAST 12 Division I GAMES:															
57	N	Tennessee	66 69	17	A	Texas A&M	55 59								
48	H	Auburn	46 56	65	H	Arkansas	71 34								
8	A	Mississippi St.	56 76	30	H	Missouri	61 51								
22	A	Kentucky	52 57	8	H	Mississippi St.	35 68								
211	H	Florida	69 51	57	A	Tennessee	65 74								
209	A	Vanderbilt	79 68	156	A	Alabama	62 56								

Non-Div I Games:

LSU

■ Loss, 
 ■ Non-Conf, 
 ■ S Site, 
 ■ H Home 
 ■ A Away 
 N Neutral



RPI	S	Opponent	Score
24	A	Oregon St.	46 100

RPI	S	Opponent	Score
55	A	Villanova	68 81
58	A	Penn	34 65
63	H	Drexel	43 58
83	H	Fordham	54 65
86	A	Harvard	43 88
92	A	VCU	38 68
99	N	Pepperdine	62 55

RPI	S	Opponent	Score
116	H	St. John's (NY)	57 83
119	A	Dayton	38 65
119	A	Dayton	45 84
120	A	Providence	47 77
122	A	Towson	68 92
134	H	Duquesne	62 66
153	A	Davidson	61 80
166	A	Temple	47 75
179	A	Robert Morris	39 67
182	A	Saint Louis	58 69
206	H	Massachusetts	60 74
218	H	George Washington	59 67
226	A	George Mason	42 59
226	H	George Mason	77 71
232	H	Howard	54 57
236	A	Saint Joseph's	57 60
236	H	Saint Joseph's	63 64
244	N	Northern Ky.	74 56
258	H	Rhode Island	77 71
259	H	Norfolk St.	62 52
261	A	St. Bonaventure	52 45
274	A	Richmond	51 56
274	H	Richmond	60 74

LAST 12 Division I GAMES:			
119	A	Dayton	38 65
226	H	George Mason	77 71
261	A	St. Bonaventure	52 45
274	A	Richmond	51 56
236	H	Saint Joseph's	63 64
226	A	George Mason	42 59
182	A	Saint Louis	58 69
258	H	Rhode Island	77 71
153	A	Davidson	61 80
83	H	Fordham	54 65
274	H	Richmond	60 74
134	H	Duquesne	62 66

Page 152



## La.-Monroe

Through Games Of March 14, 2019

Average RPI Win:	273	WON-LOST	WINNING	LAST 10	STRENGTH OF	OPP. STRENGTH	TEAM	ADJ.	CONF.	ADJ CONF.
Average RPI Loss:	168	RECORD	PCT. RANK	GAMES	SCHEDULE	OF SCHEDULE	RPI	RPI	RPI	RPI
DIV. I ONLY	8- 19	276	0- 1	307	194	300	300	12	12	
DIV. I NON-CONF.	4- 5	190	0- 0	347	341	300	300	14	14	
TOTALS	RPI 1-25	RPI 26-50	W-L RECORDS	RPI 51-100	RPI 101-150	RPI 150+				
8- 19	0- 0	0- 0	OVERALL	0- 4	0- 6	8- 9				
4- 8	0- 0	0- 0	HOME	0- 2	0- 2	4- 4				
4- 11	0- 0	0- 0	AWAY	0- 2	0- 4	4- 5				
0- 0	0- 0	0- 0	NEUTRAL	0- 0	0- 0	0- 0				
4- 5	0- 0	0- 0	NON-CONFERENCE	0- 0	0- 1	4- 4				
2- 1	0- 0	0- 0	HOME	0- 0	0- 0	2- 1				
2- 4	0- 0	0- 0	AWAY	0- 0	0- 1	2- 3				
0- 0	0- 0	0- 0	NEUTRAL	0- 0	0- 0	0- 0				
4- 14	0- 0	0- 0	CONFERENCE	0- 4	0- 5	4- 5				
2- 7	0- 0	0- 0	HOME	0- 2	0- 2	2- 3				
2- 7	0- 0	0- 0	AWAY	0- 2	0- 3	2- 2				
0- 0	0- 0	0- 0	NEUTRAL	0- 0	0- 0	0- 0				

RPI 1-25				RPI 26-50				RPI 51-100				RPI 101+				Team's RPI: 300	
RPI	S	Opponent	Score	RPI	S	Opponent	Score	RPI	S	Opponent	Score	RPI	S	Opponent	Score		
								71	H	UT Arlington	56	60	103	A	South Alabama	49	77
								74	A	Little Rock	44	63	124	A	Appalachian St.	51	56
								74	H	Little Rock	38	57	124	H	Appalachian St.	58	80
								90	A	Troy	56	78	140	A	Texas Tech	42	86
													143	A	Georgia St.	46	68
													143	H	Georgia St.	41	56
													157	H	Nicholls St.	54	55
													163	H	Texas St.	51	62
													176	A	Coastal Caro.	60	57
													176	H	Coastal Caro.	54	79
													188	A	Arkansas St.	54	64
													188	H	Arkansas St.	65	53
													230	A	SMU	38	49
													271	A	Louisiana	45	52
													271	H	Louisiana	52	55
													286	A	Ga. Southern	80	62
													286	H	Ga. Southern	58	57
													291	A	New Orleans	57	44
													312	H	McNeese	69	60
													316	A	Northwestern St.	63	55
													322	A	Southeastern La.	42	49
													329	H	Mississippi Val.	72	65
													332	A	Houston Baptist	60	68
LAST 12 Division I GAMES:																	
				74	H	Little Rock	38	57	271	H	Louisiana	52	55				
				188	H	Arkansas St.	65	53	286	A	Ga. Southern	80	62				
				176	A	Coastal Caro.	60	57	143	A	Georgia St.	46	68				
				124	A	Appalachian St.	51	56	124	H	Appalachian St.	58	80				
				71	H	UT Arlington	56	60	176	H	Coastal Caro.	54	79				
				163	H	Texas St.	51	62	103	A	South Alabama	49	77				

Non-Div I Games: LSU-Alexandria 93 62 Ark.-Monticello 70 39

La.-Monroe

Loss, Non-Conf, S Site, H Home A Away N Neutral



Lafayette

Through Games Of March 14, 2019

Average RPI Win:	260	WON-LOST	WINNING	LAST 10	STRENGTH OF	OPP. STRENGTH	TEAM	ADJ.	CONF.	ADJ CONF.
Average RPI Loss:	197	RECORD	PCT. RANK	GAMES	SCHEDULE	OF SCHEDULE	RPI	RPI	RPI	RPI
DIV. I ONLY	8- 23	297	1- 0	309	269	320	320	18	18	
DIV. I NON-CONF.	5- 6	177	0- 0	348	343	327	327	21	21	
TOTALS	RPI 1-25	RPI 26-50	W-L RECORDS	RPI 51-100	RPI 101-150	RPI 150+				
8- 23	0- 0	0- 2	OVERALL	0- 3	0- 3	8- 15				
5- 9	0- 0	0- 1	HOME	0- 1	0- 1	5- 6				
3- 13	0- 0	0- 1	AWAY	0- 2	0- 1	3- 9				
0- 1	0- 0	0- 0	NEUTRAL	0- 0	0- 1	0- 0				
5- 6	0- 0	0- 0	NON-CONFERENCE	0- 0	0- 1	5- 5				
3- 2	0- 0	0- 0	HOME	0- 0	0- 0	3- 2				
2- 3	0- 0	0- 0	AWAY	0- 0	0- 0	2- 3				
0- 1	0- 0	0- 0	NEUTRAL	0- 0	0- 1	0- 0				
3- 17	0- 0	0- 2	CONFERENCE	0- 3	0- 2	3- 10				
2- 7	0- 0	0- 1	HOME	0- 1	0- 1	2- 4				
1- 10	0- 0	0- 1	AWAY	0- 2	0- 1	1- 6				
0- 0	0- 0	0- 0	NEUTRAL	0- 0	0- 0	0- 0				

RPI S	Opponent	Score	RPI S	Opponent	Score	RPI S	Opponent	Score	RPI S	Opponent	Score	Team's RPI: 320
42	A Bucknell	43 75	42	H Bucknell	47 56	72	A American	45 60	126	A Lehigh	50 67	
						72	A American	47 67	126	H Lehigh	43 70	
						72	H American	57 67	137	N Delaware	47 65	
									173	A Holy Cross	53 56	
									173	H Holy Cross	73 63	
									174	A Boston U.	49 50	
									174	H Boston U.	44 47	
									197	H Cornell	59 62	
									215	H Monmouth	73 69	
									235	H Albany (NY)	67 66	
									248	A Colgate	49 60	
									248	H Colgate	67 77	
									252	H Binghamton	59 50	
									255	A Navy	53 65	
									255	H Navy	55 42	
									265	A Manhattan	49 60	
									268	A Loyola Maryland	50 62	
									268	H Loyola Maryland	52 55	
									290	A Army West Point	50 65	
									290	A Army West Point	63 61	
									290	H Army West Point	40 64	
									305	A Fla. Atlantic	49 53	
									319	A Wagner	66 43	
									344	A Fairleigh Dickinson	63 57	
									347	H Saint Peter's	60 62	
									351	A LIU Brooklyn	50 55	
LAST 12 Division I GAMES:												
290	A Army West Point	63 61	72	H American	57 67	255	A Navy	53 65	268	H Loyola Maryland	52 55	
72	A American	47 67	290	H Army West Point	40 64	42	A Bucknell	43 75	173	A Holy Cross	53 56	
137	N Delaware	47 65	42	A Bucknell	43 75							
248	H Colgate	67 77	173	A Holy Cross	53 56							
126	A Lehigh	50 67										
174	A Boston U.	49 50										

Non-Div I Games:

Lafayette

Loss, Non-Conf, S Site, H Home A Away N Neutral



## Lamar University

Through Games Of March 14, 2019

Average RPI Win:	238	WON-LOST	WINNING	LAST 10	STRENGTH OF	OPP. STRENGTH	TEAM	ADJ.	CONF.	ADJ CONF.
Average RPI Loss:	60	RECORD	PCT. RANK	GAMES	SCHEDULE	OF SCHEDULE	RPI	RPI	RPI	RPI
DIV. I ONLY	20- 5	30	0- 0	182	237	53	53	25	25	
DIV. I NON-CONF.	3- 4	199	0- 0	11	16	31	31	23	23	
TOTALS	RPI 1-25	RPI 26-50	W-L RECORDS	RPI 51-100	RPI 101-150	RPI 150+				
20- 5	1- 1	0- 2	OVERALL	2- 1	1- 0	16- 1				
10- 0	0- 0	0- 0	HOME	2- 0	0- 0	8- 0				
10- 4	1- 1	0- 1	AWAY	0- 1	1- 0	8- 1				
0- 1	0- 0	0- 1	NEUTRAL	0- 0	0- 0	0- 0				
3- 4	1- 1	0- 2	NON-CONFERENCE	1- 0	0- 0	1- 1				
1- 0	0- 0	0- 0	HOME	1- 0	0- 0	0- 0				
2- 3	1- 1	0- 1	AWAY	0- 0	0- 0	1- 1				
0- 1	0- 0	0- 1	NEUTRAL	0- 0	0- 0	0- 0				
17- 1	0- 0	0- 0	CONFERENCE	1- 1	1- 0	15- 0				
9- 0	0- 0	0- 0	HOME	1- 0	0- 0	8- 0				
8- 1	0- 0	0- 0	AWAY	0- 1	1- 0	7- 0				
0- 0	0- 0	0- 0	NEUTRAL	0- 0	0- 0	0- 0				

RPI 1-25				RPI 26-50				RPI 51-100 Team's RPI: 53				RPI 101+			
RPI	S	Opponent	Score	RPI	S	Opponent	Score	RPI	S	Opponent	Score	RPI	S	Opponent	Score
8	A	Mississippi St.	53 104	31	A	Kansas St.	55 73	62	A	SFA	58 70	144	A	Abilene Christian	63 60
17	A	Texas A&M	74 68	32	N	Ohio	62 87	62	H	SFA	62 46	157	H	Nicholls St.	78 65
								100	H	Pacific	82 66	165	A	Denver	110 117
												183	A	Sam Houston St.	83 72
												183	H	Sam Houston St.	81 76
												264	A	A&M-Corpus Christi	72 47
												264	H	A&M-Corpus Christi	76 58
												271	A	Louisiana	79 77
												277	H	Central Ark.	57 37
												291	A	New Orleans	79 57
												309	A	Incarinate Word	77 51
												309	H	Incarinate Word	79 53
												312	A	McNeese	64 62
												312	H	McNeese	81 68
												316	A	Northwestern St.	94 70
												322	H	Southeastern La.	94 54
												332	A	Houston Baptist	97 49
												332	H	Houston Baptist	63 50
LAST 12 Division I GAMES:															
312	H	McNeese	81 68	316	A	Northwestern St.	94 70								
62	H	SFA	62 46	62	A	SFA	58 70								
332	A	Houston Baptist	97 49	144	A	Abilene Christian	63 60								
264	A	A&M-Corpus Christi	72 47	312	A	McNeese	64 62								
309	H	Incarinate Word	79 53	157	H	Nicholls St.	78 65								
183	H	Sam Houston St.	81 76	183	A	Sam Houston St.	83 72								

Non-Div I Games: LeTourneau 104 27 Louisiana Col. 94 43 McMurry 100 37 Howard Payne 93 37 Lamar University

Loss, Non-Conf, S Site, H Home A Away N Neutral



Average RPI Win:	258	WON-LOST	WINNING	LAST 10	STRENGTH OF	OPP. STRENGTH	TEAM	ADJ.	CONF.	ADJ CONF.
Average RPI Loss:	81	RECORD	PCT. RANK	GAMES	SCHEDULE	OF SCHEDULE	RPI	RPI	RPI	RPI
DIV. I ONLY	20- 10	79	1- 1	176	236	126	126	18	18	
DIV. I NON-CONF.	7- 3	83	0- 0	175	250	127	127	21	21	
TOTALS	RPI 1-25	RPI 26-50	W-L RECORDS	RPI 51-100	RPI 101-150	RPI 150+				
20- 10	0- 1	0- 2	OVERALL	0- 4	0- 1	20- 2				
12- 5	0- 0	0- 1	HOME	0- 2	0- 1	12- 1				
8- 5	0- 1	0- 1	AWAY	0- 2	0- 0	8- 1				
0- 0	0- 0	0- 0	NEUTRAL	0- 0	0- 0	0- 0				
7- 3	0- 1	0- 0	NON-CONFERENCE	0- 1	0- 1	7- 0				
5- 2	0- 0	0- 0	HOME	0- 1	0- 1	5- 0				
2- 1	0- 1	0- 0	AWAY	0- 0	0- 0	2- 0				
0- 0	0- 0	0- 0	NEUTRAL	0- 0	0- 0	0- 0				
13- 7	0- 0	0- 2	CONFERENCE	0- 3	0- 0	13- 2				
7- 3	0- 0	0- 1	HOME	0- 1	0- 0	7- 1				
6- 4	0- 0	0- 1	AWAY	0- 2	0- 0	6- 1				
0- 0	0- 0	0- 0	NEUTRAL	0- 0	0- 0	0- 0				

RPI 1-25				RPI 26-50				RPI 51-100				RPI 101+ Team's RPI: 126			
RPI	S	Opponent	Score	RPI	S	Opponent	Score	RPI	S	Opponent	Score	RPI	S	Opponent	Score
1	A	Notre Dame	68 95	42	A	Bucknell	53 71	55	H	Villanova	48 70	104	H	Charlotte	60 62
				42	H	Bucknell	68 73	72	A	American	47 50	173	A	Holy Cross	79 74
								72	A	American	57 68	173	H	Holy Cross	64 55
								72	H	American	53 61	174	A	Boston U.	45 58
												174	H	Boston U.	48 52
												192	H	Sacred Heart	70 66
												197	H	Cornell	67 54
												215	H	Monmouth	63 48
												248	A	Colgate	75 63
												248	H	Colgate	86 58
												248	H	Colgate	78 68
												252	A	Binghamton	65 55
												255	A	Navy	56 38
												255	H	Navy	66 55
												259	H	Norfolk St.	62 41
												268	A	Loyola Maryland	65 46
												268	H	Loyola Maryland	51 42
												290	A	Army West Point	73 50
												290	H	Army West Point	55 46
												320	A	Lafayette	70 43
												320	H	Lafayette	67 50
												328	A	Central Conn. St.	88 62
												351	H	LIU Brooklyn	72 38
LAST 12 Division I GAMES:															
248	H	Colgate	78 68	290	H	Army West Point	55 46								
72	A	American	57 68	248	A	Colgate	75 63								
104	H	Charlotte	60 62	72	A	American	47 50								
173	A	Holy Cross	79 74	42	H	Bucknell	68 73								
320	H	Lafayette	67 50	174	H	Boston U.	48 52								
268	A	Loyola Maryland	65 46	255	H	Navy	66 55								

Non-Div I Games: Kutztown 73 39

Lehigh

■ Loss, 
 ■ Non-Conf, 
 ■ S Site, 
 ■ H Home 
 ■ A Away 
 N Neutral







Average RPI Win:	283	WON-LOST	WINNING	LAST 10	STRENGTH OF	OPP. STRENGTH	TEAM	ADJ.	CONF.	ADJ CONF.
Average RPI Loss:	186	RECORD	PCT. RANK	GAMES	SCHEDULE	OF SCHEDULE	RPI	RPI	RPI	RPI
DIV. I ONLY	4- 25	339	1- 0	206	289	330	330	24	24	
DIV. I NON-CONF.	2- 11	316	0- 0	139	289	285	285	26	26	
TOTALS	RPI 1-25	RPI 26-50	W-L RECORDS	RPI 51-100	RPI 101-150	RPI 150+				
4- 25	0- 0	0- 2	OVERALL	0- 3	0- 4	4- 16				
3- 10	0- 0	0- 0	HOME	0- 1	0- 2	3- 7				
1- 15	0- 0	0- 2	AWAY	0- 2	0- 2	1- 9				
0- 0	0- 0	0- 0	NEUTRAL	0- 0	0- 0	0- 0				
2- 11	0- 0	0- 2	NON-CONFERENCE	0- 1	0- 4	2- 4				
1- 4	0- 0	0- 0	HOME	0- 0	0- 2	1- 2				
1- 7	0- 0	0- 2	AWAY	0- 1	0- 2	1- 2				
0- 0	0- 0	0- 0	NEUTRAL	0- 0	0- 0	0- 0				
2- 14	0- 0	0- 0	CONFERENCE	0- 2	0- 0	2- 12				
2- 6	0- 0	0- 0	HOME	0- 1	0- 0	2- 5				
0- 8	0- 0	0- 0	AWAY	0- 1	0- 0	0- 7				
0- 0	0- 0	0- 0	NEUTRAL	0- 0	0- 0	0- 0				

RPI S	Opponent	Score	RPI S	Opponent	Score	RPI S	Opponent	Score	RPI S	Opponent	Score	Team's RPI: 330
45	A Belmont	43 83	49	A Clemson	26 68	64	A FGCU	40 82	111	H UT Martin	53 62	
						64	H FGCU	46 80	112	A Georgia	45 77	
						76	A Cincinnati	55 71	129	A Morehead St.	44 79	
									146	H Tennessee Tech	52 67	
									184	A Liberty	60 74	
									184	H Liberty	60 77	
									200	A North Ala.	50 71	
									200	H North Ala.	60 81	
									208	A Stetson	49 76	
									208	H Stetson	65 80	
									213	H Jacksonville St.	46 58	
									233	A Jacksonville	47 62	
									233	H Jacksonville	61 58	
									234	A North Florida	66 72	
									234	H North Florida	53 68	
									259	A Austin Peay	58 70	
									262	A Murray St.	61 97	
									292	A Kennesaw St.	36 67	
									292	H Kennesaw St.	72 69	
									296	H Col. of Charleston	63 65	
									301	A Alabama A&M	62 58	
									304	H Tennessee St.	64 62	
									325	A NJIT	67 80	
									325	H NJIT	53 69	
LAST 12 Division I GAMES:												
292	H Kennesaw St.	72 69	233	H Jacksonville	61 58							
200	A North Ala.	50 71	234	A North Florida	66 72							
325	H NJIT	53 69	200	H North Ala.	60 81							
64	H FGCU	46 80	184	H Liberty	60 77							
292	A Kennesaw St.	36 67	208	A Stetson	49 76							
184	A Liberty	60 74	64	A FGCU	40 82							

Non-Div I Games:

Lipscomb

■ Loss, 
■ Non-Conf, 
■ S Site, 
■ H Home 
■ A Away 
N Neutral



Little Rock

Through Games Of March 14, 2019

Average RPI Win:	186	WON-LOST	WINNING	LAST 10	STRENGTH OF	OPP. STRENGTH	TEAM	ADJ.	CONF.	ADJ CONF.
Average RPI Loss:	78	RECORD	PCT. RANK	GAMES	SCHEDULE	OF SCHEDULE	RPI	RPI	RPI	RPI
DIV. I ONLY	19- 10	89	1- 0	80	107	74	74	12	12	
DIV. I NON-CONF.	4- 7	228	0- 0	47	15	137	137	14	14	
TOTALS	RPI 1-25	RPI 26-50	W-L RECORDS	RPI 51-100	RPI 101-150	RPI 150+				
19- 10	0- 2	0- 2	OVERALL	3- 4	4- 0	12- 2				
10- 5	0- 2	0- 2	HOME	2- 1	2- 0	6- 0				
9- 5	0- 0	0- 0	AWAY	1- 3	2- 0	6- 2				
0- 0	0- 0	0- 0	NEUTRAL	0- 0	0- 0	0- 0				
4- 7	0- 2	0- 2	NON-CONFERENCE	0- 3	0- 0	4- 0				
1- 5	0- 2	0- 2	HOME	0- 1	0- 0	1- 0				
3- 2	0- 0	0- 0	AWAY	0- 2	0- 0	3- 0				
0- 0	0- 0	0- 0	NEUTRAL	0- 0	0- 0	0- 0				
15- 3	0- 0	0- 0	CONFERENCE	3- 1	4- 0	8- 2				
9- 0	0- 0	0- 0	HOME	2- 0	2- 0	5- 0				
6- 3	0- 0	0- 0	AWAY	1- 1	2- 0	3- 2				
0- 0	0- 0	0- 0	NEUTRAL	0- 0	0- 0	0- 0				

RPI 1-25				RPI 26-50				RPI 51-100				Team's RPI: 74	RPI 101+			
RPI	S	Opponent	Score	RPI	S	Opponent	Score	RPI	S	Opponent	Score		RPI	S	Opponent	Score
8	H	Mississippi St.	63 98	31	H	Kansas St.	47 53	69	A	Missouri St.	44 48		103	A	South Alabama	65 42
17	H	Texas A&M	40 61	34	H	Rice	65 79	71	A	UT Arlington	62 61		103	H	South Alabama	47 44
								71	H	UT Arlington	68 65		124	A	Appalachian St.	74 59
								85	A	LSU	45 60		143	H	Georgia St.	82 50
								90	A	Troy	66 71		158	A	Tulsa	63 53
								90	H	Troy	76 72		163	A	Texas St.	48 50
								97	H	Western Ky.	56 68		163	H	Texas St.	62 47
													172	A	Louisiana Tech	69 58
													176	A	Coastal Caro.	60 47
													188	A	Arkansas St.	58 62
													188	H	Arkansas St.	68 55
													231	A	Memphis	63 60
													271	A	Louisiana	62 49
													271	H	Louisiana	62 48
													286	H	Ga. Southern	80 51
													300	A	La.-Monroe	57 38
													300	H	La.-Monroe	63 44
													305	H	Fla. Atlantic	61 38
LAST 12 Division I GAMES:																
300	A	La.-Monroe	57 38	71	A	UT Arlington	62 61									
271	A	Louisiana	62 49	103	H	South Alabama	47 44									
143	H	Georgia St.	82 50	90	H	Troy	76 72									
286	H	Ga. Southern	80 51	188	H	Arkansas St.	68 55									
188	A	Arkansas St.	58 62	124	A	Appalachian St.	74 59									
163	A	Texas St.	48 50	176	A	Coastal Caro.	60 47									

Non-Div I Games:

Little Rock

Loss, Non-Conf, S Site, H Home A Away N Neutral



Average RPI Win:	232	WON-LOST	WINNING	LAST 10	STRENGTH OF	OPP. STRENGTH	TEAM	ADJ.	CONF.	ADJ CONF.
Average RPI Loss:	158	RECORD	PCT. RANK	GAMES	SCHEDULE	OF SCHEDULE	RPI	RPI	RPI	RPI
DIV. I ONLY	9- 22	279	1- 0	162	215	273	273	20	20	
DIV. I NON-CONF.	3- 10	278	0- 0	131	119	259	259	20	20	
TOTALS	RPI 1-25	RPI 26-50	W-L RECORDS	RPI 51-100	RPI 101-150	RPI 150+				
9- 22	0- 1	0- 0	OVERALL	1- 6	0- 4	8- 11				
5- 11	0- 0	0- 0	HOME	1- 4	0- 1	4- 6				
3- 10	0- 1	0- 0	AWAY	0- 2	0- 3	3- 4				
1- 1	0- 0	0- 0	NEUTRAL	0- 0	0- 0	1- 1				
3- 10	0- 1	0- 0	NON-CONFERENCE	1- 4	0- 2	2- 3				
2- 6	0- 0	0- 0	HOME	1- 3	0- 0	1- 3				
1- 4	0- 1	0- 0	AWAY	0- 1	0- 2	1- 0				
0- 0	0- 0	0- 0	NEUTRAL	0- 0	0- 0	0- 0				
6- 12	0- 0	0- 0	CONFERENCE	0- 2	0- 2	6- 8				
3- 5	0- 0	0- 0	HOME	0- 1	0- 1	3- 3				
2- 6	0- 0	0- 0	AWAY	0- 1	0- 1	2- 4				
1- 1	0- 0	0- 0	NEUTRAL	0- 0	0- 0	1- 1				

RPI 1-25				RPI 26-50				RPI 51-100				RPI 101+ Team's RPI: 273			
RPI	S	Opponent	Score	RPI	S	Opponent	Score	RPI	S	Opponent	Score	RPI	S	Opponent	Score
5	A	Oregon	48 110					52	H	Southern California	50 86	105	A	Loyola Marymount	62 71
								79	H	Arizona	43 70	147	A	Montana St.	62 85
								81	A	UC Davis	50 70	150	A	CSUN	45 60
								81	H	UC Davis	49 66	150	H	CSUN	37 51
								84	H	Idaho	70 63	152	A	UC Riverside	63 45
								88	H	UNI	64 71	152	H	UC Riverside	59 73
								91	A	Utah	59 82	152	N	UC Riverside	50 67
												170	A	UC Irvine	60 65
												170	H	UC Irvine	46 48
												180	A	Utah St.	50 48
												199	A	Hawaii	49 63
												199	H	Hawaii	56 40
												212	H	California Baptist	83 85
												245	H	Nevada	67 76
												263	A	Cal St. Fullerton	59 53
												263	H	Cal St. Fullerton	47 50
												263	N	Cal St. Fullerton	60 54
												276	H	San Diego	56 60
												288	A	UC Santa Barbara	54 60
												288	H	UC Santa Barbara	62 53
												317	A	Cal Poly	59 66
												317	H	Cal Poly	61 58
												342	H	Grand Canyon	57 50
LAST 12 Division I GAMES:															
263	N	Cal St. Fullerton	60 54	150	A	CSUN	45 60								
152	N	UC Riverside	50 67	199	A	Hawaii	49 63								
170	A	UC Irvine	60 65	170	H	UC Irvine	46 48								
263	H	Cal St. Fullerton	47 50	199	H	Hawaii	56 40								
81	H	UC Davis	49 66	317	A	Cal Poly	59 66								
288	H	UC Santa Barbara	62 53	263	A	Cal St. Fullerton	59 53								

Non-Div I Games:

Long Beach St.

■ Loss, 
■ Non-Conf, S Site, 
■ Home 
■ Away 
N Neutral



Average RPI Win:	263	WON-LOST	WINNING	LAST 10	STRENGTH OF	OPP. STRENGTH	TEAM	ADJ.	CONF.	ADJ CONF.
Average RPI Loss:	202	RECORD	PCT. RANK	GAMES	SCHEDULE	OF SCHEDULE	RPI	RPI	RPI	RPI
DIV. I ONLY	3- 27	346	0- 1	211	324	338	338	27	27	
DIV. I NON-CONF.	1- 10	329	0- 0	137	334	321	321	29	29	
TOTALS	RPI 1-25	RPI 26-50	W-L RECORDS	RPI 51-100	RPI 101-150	RPI 150+				
3- 27	0- 0	0- 0	OVERALL	0- 4	0- 4	3- 19				
3- 11	0- 0	0- 0	HOME	0- 1	0- 1	3- 9				
0- 15	0- 0	0- 0	AWAY	0- 3	0- 3	0- 9				
0- 1	0- 0	0- 0	NEUTRAL	0- 0	0- 0	0- 1				
1- 10	0- 0	0- 0	NON-CONFERENCE	0- 2	0- 2	1- 6				
1- 4	0- 0	0- 0	HOME	0- 0	0- 0	1- 4				
0- 5	0- 0	0- 0	AWAY	0- 2	0- 2	0- 1				
0- 1	0- 0	0- 0	NEUTRAL	0- 0	0- 0	0- 1				
2- 17	0- 0	0- 0	CONFERENCE	0- 2	0- 2	2- 13				
2- 7	0- 0	0- 0	HOME	0- 1	0- 1	2- 5				
0- 10	0- 0	0- 0	AWAY	0- 1	0- 1	0- 8				
0- 0	0- 0	0- 0	NEUTRAL	0- 0	0- 0	0- 0				

RPI S	Opponent	Score	RPI S	Opponent	Score	RPI S	Opponent	Score	RPI S	Opponent	Score	Team's RPI: 338
						73	A Virginia Tech	39 93	108	A Old Dominion	48 69	
						88	A Radford	52 81	113	A High Point	47 70	
						88	H Radford	34 68	113	H High Point	54 65	
						92	A VCU	55 84	123	A UNCW	33 35	
									178	A UNC Asheville	55 80	
									178	H UNC Asheville	57 68	
									191	N East Carolina	52 61	
									193	H Saint Francis (PA)	88 91	
									194	H Eastern Mich.	45 64	
									202	A Hampton	40 66	
									202	H Hampton	70 86	
									203	H UMES	83 71	
									205	A Campbell	49 54	
									205	H Campbell	60 66	
									242	A Gardner-Webb	78 80	
									242	H Gardner-Webb	85 79	
									254	H Wofford	72 101	
									259	A Norfolk St.	42 74	
									279	A Charleston So.	67 79	
									279	H Charleston So.	74 81	
									306	A Winthrop	69 77	
									315	A Presbyterian	66 81	
									315	H Presbyterian	60 64	
									319	H Wagner	60 86	
									343	A USC Upstate	67 72	
									343	H USC Upstate	80 58	
LAST 12 Division I GAMES:												
205	A Campbell	49 54	178	H UNC Asheville	57 68							
108	A Old Dominion	48 69	88	A Radford	52 81							
279	A Charleston So.	67 79	343	H USC Upstate	80 58							
315	H Presbyterian	60 64	242	A Gardner-Webb	78 80							
113	A High Point	47 70	113	H High Point	54 65							
202	H Hampton	70 86	242	H Gardner-Webb	85 79							

Non-Div I Games:

Longwood

■ Loss, 
 ■ Non-Conf, 
 ■ S Site, 
 ■ Home 
 ■ A Away 
 N Neutral



## Louisiana

Through Games Of March 14, 2019

Average RPI Win:	245	WON-LOST	WINNING	LAST 10	STRENGTH OF	OPP. STRENGTH	TEAM	ADJ.	CONF.	ADJ CONF.
Average RPI Loss:	139	RECORD	PCT. RANK	GAMES	SCHEDULE	OF SCHEDULE	RPI	RPI	RPI	RPI
DIV. I ONLY	7- 22	303	0- 1	128	168	271	271	12	12	
DIV. I NON-CONF.	2- 8	293	0- 0	110	211	254	254	14	14	
TOTALS	RPI 1-25	RPI 26-50	W-L RECORDS	RPI 51-100	RPI 101-150	RPI 150+				
7- 22	0- 1	0- 1	OVERALL	0- 6	2- 4	5- 10				
5- 8	0- 0	0- 0	HOME	0- 4	2- 0	3- 4				
2- 13	0- 1	0- 1	AWAY	0- 2	0- 4	2- 5				
0- 1	0- 0	0- 0	NEUTRAL	0- 0	0- 0	0- 1				
2- 8	0- 1	0- 1	NON-CONFERENCE	0- 2	0- 0	2- 4				
1- 3	0- 0	0- 0	HOME	0- 2	0- 0	1- 1				
1- 4	0- 1	0- 1	AWAY	0- 0	0- 0	1- 2				
0- 1	0- 0	0- 0	NEUTRAL	0- 0	0- 0	0- 1				
5- 14	0- 0	0- 0	CONFERENCE	0- 4	2- 4	3- 6				
4- 5	0- 0	0- 0	HOME	0- 2	2- 0	2- 3				
1- 9	0- 0	0- 0	AWAY	0- 2	0- 4	1- 3				
0- 0	0- 0	0- 0	NEUTRAL	0- 0	0- 0	0- 0				

RPI 1-25				RPI 26-50				RPI 51-100				RPI 101+ Team's RPI: 271			
RPI	S	Opponent	Score	RPI	S	Opponent	Score	RPI	S	Opponent	Score	RPI	S	Opponent	Score
8	A	Mississippi St.	36 104	48	A	Auburn	59 71	53	H	Lamar University	77 79	103	A	South Alabama	61 73
								71	H	UT Arlington	61 76	103	A	South Alabama	60 83
								74	A	Little Rock	48 62	124	A	Appalachian St.	69 83
								74	H	Little Rock	49 62	124	H	Appalachian St.	73 55
								85	H	LSU	54 76	143	A	Georgia St.	71 74
								90	A	Troy	64 90	143	H	Georgia St.	57 54
												163	H	Texas St.	65 71
												176	A	Coastal Caro.	62 67
												176	H	Coastal Caro.	58 76
												183	H	Sam Houston St.	62 68
												188	A	Arkansas St.	75 87
												188	H	Arkansas St.	73 75
												227	A	UTRGV	60 75
												239	A	Ole Miss	57 79
												249	H	Jackson St.	68 61
												264	N	A&M-Corpus Christi	63 64
												286	A	Ga. Southern	71 79
												286	H	Ga. Southern	59 48
												300	A	La.-Monroe	55 52
												300	H	La.-Monroe	52 45
												312	A	McNeese	70 59
LAST 12 Division I GAMES:															
103	A	South Alabama	61 73	300	A	La.-Monroe	55 52	143	A	Georgia St.	71 74				
188	H	Arkansas St.	73 75	286	A	Ga. Southern	71 79	176	H	Coastal Caro.	58 76				
74	H	Little Rock	49 62	124	A	Appalachian St.	69 83	124	H	Appalachian St.	73 55				
124	A	Appalachian St.	69 83	163	H	Texas St.	65 71	71	H	UT Arlington	61 76				

Non-Div I Games: Dillard

69 72

Louisiana

Loss, Non-Conf, S Site, H Home A Away N Neutral



Non-Division I Team				Through Games Of March 11, 2013						
Average RPI Win:	218	WON-LOST	WINNING	LAST 10	STRENGTH OF	OPP. STRENGTH	TEAM	ADJ.	CONF.	ADJ CONF.
Average RPI Loss:	130	RECORD	PCT. RANK	GAMES	SCHEDULE	OF SCHEDULE	RPI	RPI	RPI	RPI
DIV. I ONLY	13- 16	206	0- 1	136	138	172	172	14	14	
DIV. I NON-CONF.	7- 5	132	0- 0	256	122	159	159	17	17	
-----										
TOTALS	RPI 1-25		RPI 26-50	W-L RECORDS		RPI 51-100	RPI 101-150	RPI 150+		
13- 16	0- 1		0- 2	OVERALL		1- 5	2- 2	10- 6		
7- 5	0- 0		0- 1	HOME		0- 2	2- 1	5- 1		
5- 9	0- 1		0- 1	AWAY		1- 2	0- 0	4- 5		
1- 2	0- 0		0- 0	NEUTRAL		0- 1	0- 1	1- 0		
7- 5	0- 1		0- 0	NON-CONFERENCE		0- 2	1- 0	6- 2		
3- 1	0- 0		0- 0	HOME		0- 1	1- 0	2- 0		
3- 3	0- 1		0- 0	AWAY		0- 0	0- 0	3- 2		
1- 1	0- 0		0- 0	NEUTRAL		0- 1	0- 0	1- 0		
6- 11	0- 0		0- 2	CONFERENCE		1- 3	1- 2	4- 4		
4- 4	0- 0		0- 1	HOME		0- 1	1- 1	3- 1		
2- 6	0- 0		0- 1	AWAY		1- 2	0- 0	1- 3		
0- 1	0- 0		0- 0	NEUTRAL		0- 0	0- 1	0- 0		

RPI 1-25				RPI 26-50				RPI 51-100				RPI 101+				Team's RPI: 172	
RPI	S	Opponent	Score	RPI	S	Opponent	Score	RPI	S	Opponent	Score	RPI	S	Opponent	Score		
23	A	Arizona St.	44 80	34	A	Rice	42 78	69	N	Missouri St.	70 82	104	H	Charlotte	88 51		
				34	H	Rice	51 61	70	A	Middle Tenn.	38 75	104	N	Charlotte	46 55		
								74	H	Little Rock	58 69	108	H	Old Dominion	59 70		
								96	A	UAB	73 68	109	H	Houston	100 88		
								96	H	UAB	69 95	156	N	Alabama	79 62		
								97	A	Western Ky.	76 81	175	H	North Texas	54 65		
												188	A	Arkansas St.	80 70		
												196	A	Southern Miss.	70 74		
												196	H	Southern Miss.	106 85		
												219	A	Marshall	88 90		
												229	A	UMKC	70 80		
												231	A	Memphis	66 50		
												239	H	Ole Miss	80 71		
												256	A	UTEP	74 64		
												257	A	Wichita St.	56 70		
												302	A	UTSA	68 70		
												305	H	Fla. Atlantic	86 55		
												312	A	McNeese	89 48		
												322	H	Southeastern La.	72 53		
												323	H	FIU	90 72		
LAST 12 Division I GAMES:																	
				104	N	Charlotte	46 55	256	A	UTEP	74 64						
				156	N	Alabama	79 62	196	H	Southern Miss.	106 85						
				96	H	UAB	69 95	323	H	FIU	90 72						
				34	A	Rice	42 78	305	H	Fla. Atlantic	86 55						
				196	A	Southern Miss.	70 74	97	A	Western Ky.	76 81						
				302	A	UTSA	68 70	219	A	Marshall	88 90						

Non-Div I Games:      LSU-Alexandria      112   70

Louisiana Tech

■ Loss, ■ Non-Conf, S Site, H Home A Away N Neutral



## Louisville

Through Games Of March 14, 2019

Houserville				Through Games Of March 11, 2013						
Average RPI Win:	83	WON-LOST	WINNING	LAST 10	STRENGTH OF	OPP. STRENGTH	TEAM	ADJ.	CONF.	ADJ CONF.
Average RPI Loss:	7	RECORD	PCT. RANK	GAMES	SCHEDULE	OF SCHEDULE	RPI	RPI	RPI	RPI
DIV. I ONLY	29- 3	5	2- 1	6	2	3	3	1	1	
DIV. I NON-CONF.	13- 0	1	0- 0	13	26	4	4	1	1	
<hr/>										
TOTALS	RPI 1-25	RPI 26-50		W-L RECORDS		RPI 51-100	RPI 101-150	RPI 150+		
29- 3	7- 3	6- 0		OVERALL		7- 0	5- 0	4- 0		
14- 1	4- 1	2- 0		HOME		3- 0	3- 0	2- 0		
11- 1	1- 1	3- 0		AWAY		4- 0	1- 0	2- 0		
4- 1	2- 1	1- 0		NEUTRAL		0- 0	1- 0	0- 0		
13- 0	3- 0	3- 0		NON-CONFERENCE		2- 0	2- 0	3- 0		
7- 0	2- 0	1- 0		HOME		1- 0	1- 0	2- 0		
4- 0	0- 0	2- 0		AWAY		1- 0	0- 0	1- 0		
2- 0	1- 0	0- 0		NEUTRAL		0- 0	1- 0	0- 0		
16- 3	4- 3	3- 0		CONFERENCE		5- 0	3- 0	1- 0		
7- 1	2- 1	1- 0		HOME		2- 0	2- 0	0- 0		
7- 1	1- 1	1- 0		AWAY		3- 0	1- 0	1- 0		
2- 1	1- 1	1- 0		NEUTRAL		0- 0	0- 0	0- 0		

RPI	S	Opponent	Score	RPI	S	Opponent	Score	RPI	S	Opponent	Score	RPI	S	Opponent	Score
1	A	Notre Dame	68 82	27	A	Central Mich.	72 68	66	H	Georgia Tech	61 44	102	N	Hartford	86 69
1	N	Notre Dame	79 99	37	H	North Carolina	73 66	73	A	Virginia Tech	72 63	111	H	UT Martin	102 62
6	H	UConn	78 69	38	A	Boise St.	74 55	77	A	Duke	73 51	127	A	Pittsburgh	67 40
9	H	NC State	92 62	44	H	Miami (OH)	95 73	95	H	Nebraska	85 68	127	H	Pittsburgh	70 42
9	N	NC State	78 68	49	A	Clemson	76 44	97	A	Western Ky.	102 80	132	H	Boston College	87 51
10	H	Syracuse	76 51	49	N	Clemson	75 67	98	A	Virginia	71 49	151	A	Wake Forest	73 49
18	H	Miami (FL)	73 79					98	H	Virginia	91 43	168	A	Chattanooga	75 49
21	A	Florida St.	68 49									244	H	Northern Ky.	92 59
22	H	Kentucky	80 75									304	H	Tennessee St.	107 52
23	N	Arizona St.	58 56												
LAST 12 Division I GAMES:															
49	N	Clemson	75 67	98	A	Virginia	71 49								
1	N	Notre Dame	79 99	18	H	Miami (FL)	73 79								
9	N	NC State	78 68	73	A	Virginia Tech	72 63								
127	A	Pittsburgh	67 40	10	H	Syracuse	76 51								
9	H	NC State	92 62	49	A	Clemson	76 44								
132	H	Boston College	87 51	6	H	UConn	78 69								

Non-Div I Games:

Louisville

■ Loss, 
■ Non-Conf, 
■ S Site, 
■ H Home 
■ A Away 
N Neutral



Average RPI Win:	292	WON-LOST	WINNING	LAST 10	STRENGTH OF	OPP. STRENGTH	TEAM	ADJ.	CONF.	ADJ CONF.
Average RPI Loss:	121	RECORD	PCT. RANK	GAMES	SCHEDULE	OF SCHEDULE	RPI	RPI	RPI	RPI
DIV. I ONLY	13- 17	211	1- 0	288	196	253	253	13	13	
DIV. I NON-CONF.	6- 5	143	0- 0	336	270	277	277	15	15	
TOTALS	RPI 1-25	RPI 26-50	W-L RECORDS	RPI 51-100	RPI 101-150	RPI 150+				
13- 17	0- 3	0- 0	OVERALL	0- 5	1- 6	12- 3				
8- 7	0- 2	0- 0	HOME	0- 2	1- 2	7- 1				
4- 10	0- 1	0- 0	AWAY	0- 3	0- 4	4- 2				
1- 0	0- 0	0- 0	NEUTRAL	0- 0	0- 0	1- 0				
6- 5	0- 1	0- 0	NON-CONFERENCE	0- 1	0- 1	6- 2				
4- 2	0- 1	0- 0	HOME	0- 0	0- 0	4- 1				
2- 3	0- 0	0- 0	AWAY	0- 1	0- 1	2- 1				
0- 0	0- 0	0- 0	NEUTRAL	0- 0	0- 0	0- 0				
7- 12	0- 2	0- 0	CONFERENCE	0- 4	1- 5	6- 1				
4- 5	0- 1	0- 0	HOME	0- 2	1- 2	3- 0				
2- 7	0- 1	0- 0	AWAY	0- 2	0- 3	2- 1				
1- 0	0- 0	0- 0	NEUTRAL	0- 0	0- 0	1- 0				

RPI 1-25				RPI 26-50				RPI 51-100				RPI 101+ Team's RPI: 253			
RPI	S	Opponent	Score	RPI	S	Opponent	Score	RPI	S	Opponent	Score	RPI	S	Opponent	Score
16	A	Drake	60 69					69	A	Missouri St.	49 84	121	A	Youngstown St.	63 74
16	H	Drake	55 83					69	H	Missouri St.	58 85	139	A	Illinois St.	52 65
20	H	DePaul	76 102					87	A	Purdue	41 65	139	H	Illinois St.	62 59
								88	A	UNI	52 64	148	A	Southern Ill.	63 74
								88	H	UNI	65 71	148	H	Southern Ill.	41 64
												149	A	Bradley	59 71
												149	H	Bradley	56 69
												214	A	Bowling Green	74 88
												229	H	UMKC	74 88
												238	H	SIUE	56 43
												245	A	Indiana St.	44 36
												245	H	Indiana St.	56 54
												269	A	Western Mich.	64 53
												307	A	Valparaiso	74 81
												307	H	Valparaiso	80 54
												331	A	Evansville	71 51
												331	H	Evansville	61 56
												331	N	Evansville	90 80
												334	H	Purdue Fort Wayne	81 67
												336	H	Detroit Mercy	52 43
												339	A	UIC	75 60
												348	H	Chicago St.	76 40
LAST 12 Division I GAMES:															
331	N	Evansville	90 80	331	A	Evansville	71 51								
307	A	Valparaiso	74 81	245	A	Indiana St.	44 36								
149	A	Bradley	59 71	16	H	Drake	55 83								
139	A	Illinois St.	52 65	88	H	UNI	65 71								
69	H	Missouri St.	58 85	149	H	Bradley	56 69								
148	H	Southern Ill.	41 64	139	H	Illinois St.	62 59								

Non-Div I Games:

Loyola Chicago

■ Loss, 
 ■ Non-Conf, 
 ■ S Site, 
 ■ H Home 
 ■ A Away 
 N Neutral



Average RPI Win:	261	WON-LOST	WINNING	LAST 10	STRENGTH OF	OPP. STRENGTH	TEAM	ADJ.	CONF.	ADJ CONF.
Average RPI Loss:	155	RECORD	PCT. RANK	GAMES	SCHEDULE	OF SCHEDULE	RPI	RPI	RPI	RPI
DIV. I ONLY	7- 24	307	1- 1	131	235	268	268	18	18	
DIV. I NON-CONF.	1- 10	329	0- 0	143	230	289	289	21	21	
TOTALS	RPI 1-25	RPI 26-50	W-L RECORDS	RPI 51-100	RPI 101-150	RPI 150+				
7- 24	0- 1	0- 3	OVERALL	0- 3	0- 4	7- 13				
3- 10	0- 0	0- 1	HOME	0- 1	0- 1	3- 7				
4- 13	0- 1	0- 2	AWAY	0- 2	0- 2	4- 6				
0- 1	0- 0	0- 0	NEUTRAL	0- 0	0- 1	0- 0				
1- 10	0- 1	0- 0	NON-CONFERENCE	0- 1	0- 2	1- 6				
0- 3	0- 0	0- 0	HOME	0- 0	0- 0	0- 3				
1- 6	0- 1	0- 0	AWAY	0- 1	0- 1	1- 3				
0- 1	0- 0	0- 0	NEUTRAL	0- 0	0- 1	0- 0				
6- 14	0- 0	0- 3	CONFERENCE	0- 2	0- 2	6- 7				
3- 7	0- 0	0- 1	HOME	0- 1	0- 1	3- 4				
3- 7	0- 0	0- 2	AWAY	0- 1	0- 1	3- 3				
0- 0	0- 0	0- 0	NEUTRAL	0- 0	0- 0	0- 0				

RPI 1-25					
RPI	S	Opponent	Score		
14	A	Maryland	48	83	
RPI 26-50					
RPI	S	Opponent	Score		
42	A	Bucknell	55	87	
42	A	Bucknell	63	88	
42	H	Bucknell	57	75	
RPI 51-100					
RPI	S	Opponent	Score		
68	A	Georgetown	30	45	
72	A	American	38	82	
72	H	American	56	67	
RPI 101+					
RPI	S	Opponent	Team's RPI: 268 Score		
122	A	Towson	57	62	
126	A	Lehigh	42	51	
126	H	Lehigh	46	65	
132	N	Boston College	47	73	
161	H	William & Mary	49	65	
173	A	Holy Cross	60	78	
173	H	Holy Cross	48	58	
174	A	Boston U.	59	55	
174	H	Boston U.	62	64	
210	A	Dartmouth	41	54	
215	A	Monmouth	75	67	
222	H	Mt. St. Mary's	67	77	
226	A	George Mason	38	70	
236	A	Saint Joseph's	46	49	
247	H	St. Francis Brooklyn	70	75	
248	A	Colgate	64	73	
248	H	Colgate	47	58	
255	A	Navy	55	50	
255	H	Navy	58	45	
255	H	Navy	46	58	
290	A	Army West Point	57	69	
290	H	Army West Point	70	51	
320	A	Lafayette	55	52	
320	H	Lafayette	62	50	
LAST 12 Division I GAMES:					
255	H	Navy	58	45	
42	A	Bucknell	63	88	
236	A	Saint Joseph's	46	49	
174	A	Boston U.	59	55	
255	A	Navy	55	50	
126	H	Lehigh	46	65	
248	H	Colgate	47	58	
42	A	Bucknell	55	87	
320	A	Lafayette	55	52	
72	H	American	56	67	
173	H	Holy Cross	48	58	
290	H	Army West Point	70	51	

Non-Div I Games:

Loyola Maryland

■ Loss, ■ Non-Conf, S Site, H Home A Away N Neutral



Average RPI Win:	173	WON-LOST	WINNING	LAST 10	STRENGTH OF	OPP. STRENGTH	TEAM	ADJ.	CONF.	ADJ CONF.
Average RPI Loss:	92	RECORD	PCT. RANK	GAMES	SCHEDULE	OF SCHEDULE	RPI	RPI	RPI	RPI
DIV. I ONLY	18- 14	138	1- 1	74	94	105	105	7	7	
DIV. I NON-CONF.	7- 5	132	0- 0	71	180	95	95	7	7	
TOTALS	RPI 1-25	RPI 26-50	W-L RECORDS	RPI 51-100	RPI 101-150	RPI 150+				
18- 14	1- 3	2- 4	OVERALL	3- 3	1- 0	11- 4				
9- 5	1- 1	2- 0	HOME	1- 2	0- 0	5- 2				
8- 5	0- 2	0- 1	AWAY	2- 1	1- 0	5- 1				
1- 4	0- 0	0- 3	NEUTRAL	0- 0	0- 0	1- 1				
7- 5	0- 0	1- 2	NON-CONFERENCE	2- 0	1- 0	3- 3				
4- 1	0- 0	1- 0	HOME	1- 0	0- 0	2- 1				
3- 1	0- 0	0- 0	AWAY	1- 0	1- 0	1- 1				
0- 3	0- 0	0- 2	NEUTRAL	0- 0	0- 0	0- 1				
11- 9	1- 3	1- 2	CONFERENCE	1- 3	0- 0	8- 1				
5- 4	1- 1	1- 0	HOME	0- 2	0- 0	3- 1				
5- 4	0- 2	0- 1	AWAY	1- 1	0- 0	4- 0				
1- 1	0- 0	0- 1	NEUTRAL	0- 0	0- 0	1- 0				

RPI 1-25				RPI 26-50				RPI 51-100				RPI 101+ Team's RPI: 105			
RPI	S	Opponent	Score	RPI	S	Opponent	Score	RPI	S	Opponent	Score	RPI	S	Opponent	Score
13	A	Gonzaga	58 68	33	H	UCLA	69 63	79	A	Arizona	66 64	150	A	CSUN	72 53
13	H	Gonzaga	53 78	40	N	South Dakota	40 67	81	H	UC Davis	60 53	164	A	Santa Clara	69 60
25	A	BYU	44 55	47	N	Indiana	43 67	99	A	Pepperdine	86 95	164	H	Santa Clara	75 83
25	H	BYU	61 58	50	A	Saint Mary's (CA)	62 86	99	H	Pepperdine	55 73	165	A	Denver	75 104
				50	H	Saint Mary's (CA)	69 56	100	A	Pacific	72 67	179	H	Robert Morris	61 53
				50	N	Saint Mary's (CA)	38 70	100	H	Pacific	75 81	189	A	Portland	70 54
												189	H	Portland	76 58
												200	N	Grambling	61 62
												221	H	Northern Ariz.	62 63
												251	A	San Francisco	73 66
												251	H	San Francisco	66 58
												251	N	San Francisco	66 45
												273	H	Long Beach St.	71 62
												276	A	San Diego	69 52
												276	H	San Diego	83 57
												288	A	UC Santa Barbara	70 57
LAST 12 Division I GAMES:															
251	N	San Francisco	66 45	50	H	Saint Mary's (CA)	69 56	99	H	Pepperdine	55 73				
50	N	Saint Mary's (CA)	38 70					251	A	San Francisco	73 66				
179	H	Robert Morris	61 53					164	A	Santa Clara	69 60				
13	A	Gonzaga	58 68					276	H	San Diego	83 57				
189	A	Portland	70 54					25	H	BYU	61 58				
100	H	Pacific	75 81												

Non-Div I Games:

Loyola Marymount

■ Loss, 
■ Non-Conf, 
■ S Site, 
■ H Home 
■ A Away 
N Neutral



Average RPI Win:	225	WON-LOST	WINNING	LAST 10	STRENGTH OF	OPP. STRENGTH	TEAM	ADJ.	CONF.	ADJ CONF.
Average RPI Loss:	86	RECORD	PCT. RANK	GAMES	SCHEDULE	OF SCHEDULE	RPI	RPI	RPI	RPI
DIV. I ONLY	24- 7	39	2- 0	157	212	60	60	23	23	
DIV. I NON-CONF.	7- 6	153	0- 0	30	82	48	48	25	25	
TOTALS	RPI 1-25	RPI 26-50	W-L RECORDS	RPI 51-100	RPI 101-150	RPI 150+				
24- 7	0- 1	1- 0	OVERALL	3- 4	3- 1	17- 1				
12- 1	0- 0	0- 0	HOME	1- 1	2- 0	9- 0				
10- 5	0- 1	1- 0	AWAY	1- 3	1- 1	7- 0				
2- 1	0- 0	0- 0	NEUTRAL	1- 0	0- 0	1- 1				
7- 6	0- 1	1- 0	NON-CONFERENCE	3- 4	0- 0	3- 1				
2- 1	0- 0	0- 0	HOME	1- 1	0- 0	1- 0				
3- 4	0- 1	1- 0	AWAY	1- 3	0- 0	1- 0				
2- 1	0- 0	0- 0	NEUTRAL	1- 0	0- 0	1- 1				
17- 1	0- 0	0- 0	CONFERENCE	0- 0	3- 1	14- 0				
10- 0	0- 0	0- 0	HOME	0- 0	2- 0	8- 0				
7- 1	0- 0	0- 0	AWAY	0- 0	1- 1	6- 0				
0- 0	0- 0	0- 0	NEUTRAL	0- 0	0- 0	0- 0				

RPI 1-25				RPI 26-50				RPI 51-100 Team's RPI: 60				RPI 101+			
RPI	S	Opponent	Score	RPI	S	Opponent	Score	RPI	S	Opponent	Score	RPI	S	Opponent	Score
9	A	NC State	46 84	37	A	North Carolina	85 73	58	N	Penn	47 46	102	A	Hartford	46 49
								67	A	Green Bay	39 70	102	H	Hartford	78 58
								77	H	Duke	63 66	136	A	Stony Brook	68 54
								80	H	Toledo	73 59	136	H	Stony Brook	71 61
								83	A	Fordham	64 72	168	N	Chattanooga	61 66
								86	A	Harvard	67 60	195	N	N.C. A&T	58 52
								94	A	Northeastern	55 63	235	A	Albany (NY)	67 61
												235	H	Albany (NY)	76 65
												235	H	Albany (NY)	66 51
												252	A	Binghamton	67 60
												252	H	Binghamton	95 66
												280	A	Vermont	63 51
												280	H	Vermont	66 45
												282	H	Brown	102 96
												294	A	Bryant	74 57
												303	A	UMBC	58 45
												303	H	UMBC	84 44
												318	A	New Hampshire	69 45
												318	H	New Hampshire	69 36
												318	H	New Hampshire	67 46
												327	A	UMass Lowell	60 41
												327	H	UMass Lowell	79 45
LAST 12 Division I GAMES:															
318	H	New Hampshire	69 36	235	A	Albany (NY)	67 61								
235	H	Albany (NY)	66 51	102	H	Hartford	78 58								
168	N	Chattanooga	61 66	303	A	UMBC	58 45								
252	A	Binghamton	67 60	280	H	Vermont	66 45								
327	A	UMass Lowell	60 41	318	A	New Hampshire	69 45								
136	H	Stony Brook	71 61	327	H	UMass Lowell	79 45								

Non-Div I Games:

Maine

■ Loss, 
 ■ Non-Conf, 
 ■ S Site, 
 ■ Home 
 ■ A Away 
 N Neutral



Average RPI Win:	291	WON-LOST	WINNING	LAST 10	STRENGTH OF	OPP. STRENGTH	TEAM	ADJ.	CONF.	ADJ CONF.
Average RPI Loss:	175	RECORD	PCT. RANK	GAMES	SCHEDULE	OF SCHEDULE	RPI	RPI	RPI	RPI
DIV. I ONLY	12- 19	237	1- 0	228	323	265	265	26	26	
DIV. I NON-CONF.	2- 9	297	0- 0	148	347	317	317	27	27	
TOTALS	RPI 1-25	RPI 26-50	W-L RECORDS	RPI 51-100	RPI 101-150	RPI 150+				
12- 19	0- 0	0- 2	OVERALL	0- 3	1- 3	11- 11				
7- 9	0- 0	0- 1	HOME	0- 2	0- 2	7- 4				
4- 9	0- 0	0- 1	AWAY	0- 1	1- 0	3- 7				
1- 1	0- 0	0- 0	NEUTRAL	0- 0	0- 1	1- 0				
2- 9	0- 0	0- 0	NON-CONFERENCE	0- 3	0- 1	2- 5				
2- 5	0- 0	0- 0	HOME	0- 2	0- 1	2- 2				
0- 4	0- 0	0- 0	AWAY	0- 1	0- 0	0- 3				
0- 0	0- 0	0- 0	NEUTRAL	0- 0	0- 0	0- 0				
10- 10	0- 0	0- 2	CONFERENCE	0- 0	1- 2	9- 6				
5- 4	0- 0	0- 1	HOME	0- 0	0- 1	5- 2				
4- 5	0- 0	0- 1	AWAY	0- 0	1- 0	3- 4				
1- 1	0- 0	0- 0	NEUTRAL	0- 0	0- 1	1- 0				

RPI S	Opponent	Score	RPI S	Opponent	Score	RPI S	Opponent	Score	RPI S	Opponent	Score	Team's RPI: 265
39	A Quinnipiac	42 59	39	H Quinnipiac	39 64	56	H Wright St.	44 60	116	A Marist	69 51	
						63	H Drexel	39 53	116	H Marist	51 62	
						83	A Fordham	61 65	116	N Marist	51 65	
									136	H Stony Brook	48 79	
									171	A Rider	60 57	
									171	H Rider	63 73	
									173	A Holy Cross	53 61	
									192	H Sacred Heart	46 74	
									215	A Monmouth	63 71	
									235	A Albany (NY)	54 60	
									247	A St. Francis Brooklyn	65 73	
									275	A Niagara	51 61	
									275	H Niagara	54 58	
									278	A Siena	56 62	
									278	H Siena	52 48	
									284	H Fairfield	47 41	
									287	A Canisius	44 47	
									287	H Canisius	53 33	
									320	H Lafayette	60 49	
									324	A Iona	54 52	
									324	H Iona	55 33	
									336	H Detroit Mercy	56 58	
									347	A Saint Peter's	62 44	
									347	H Saint Peter's	62 46	
									347	N Saint Peter's	62 41	
									351	H LIU Brooklyn	61 46	
LAST 12 Division I GAMES:												
347	N Saint Peter's	62 41	171	A Rider	60 57							
116	N Marist	51 65	39	H Quinnipiac	39 64							
287	H Canisius	53 33	215	A Monmouth	63 71							
39	A Quinnipiac	42 59	347	A Saint Peter's	62 44							
347	H Saint Peter's	62 46	116	H Marist	51 62							
324	A Iona	54 52	278	H Siena	52 48							

Non-Div I Games:

Manhattan

■ Loss, 
 ■ Non-Conf, 
 ■ S Site, 
 ■ Home 
 ■ A Away 
 N Neutral



Average RPI Win: <b>245</b>	WON-LOST	WINNING	LAST 10	STRENGTH OF	OPP. STRENGTH	TEAM	ADJ.	CONF.	ADJ CONF.
Average RPI Loss: <b>111</b>	RECORD	PCT. RANK	GAMES	SCHEDULE	OF SCHEDULE	RPI	RPI	RPI	RPI
DIV. I ONLY	<b>23- 10</b>	<b>68</b>	<b>2- 1</b>	<b>205</b>	<b>244</b>	<b>116</b>	<b>116</b>	<b>26</b>	<b>26</b>
DIV. I NON-CONF.	<b>8- 4</b>	<b>91</b>	<b>0- 0</b>	<b>183</b>	<b>147</b>	<b>99</b>	<b>99</b>	<b>27</b>	<b>27</b>
TOTALS	RPI 1-25	RPI 26-50	W-L RECORDS	RPI 51-100	RPI 101-150	RPI 150+			
23- 10	0- 0	0- 3	OVERALL	1- 3	0- 0	22- 4			
9- 4	0- 0	0- 1	HOME	1- 0	0- 0	8- 3			
10- 4	0- 0	0- 1	AWAY	0- 2	0- 0	10- 1			
4- 2	0- 0	0- 1	NEUTRAL	0- 1	0- 0	4- 0			
8- 4	0- 0	0- 0	NON-CONFERENCE	1- 3	0- 0	7- 1			
3- 1	0- 0	0- 0	HOME	1- 0	0- 0	2- 1			
3- 2	0- 0	0- 0	AWAY	0- 2	0- 0	3- 0			
2- 1	0- 0	0- 0	NEUTRAL	0- 1	0- 0	2- 0			
15- 6	0- 0	0- 3	CONFERENCE	0- 0	0- 0	15- 3			
6- 3	0- 0	0- 1	HOME	0- 0	0- 0	6- 2			
7- 2	0- 0	0- 1	AWAY	0- 0	0- 0	7- 1			
2- 1	0- 0	0- 1	NEUTRAL	0- 0	0- 0	2- 0			

RPI 1-25				RPI 26-50				RPI 51-100				RPI 101+ Team's RPI: 116			
RPI	S	Opponent	Score	RPI	S	Opponent	Score	RPI	S	Opponent	Score	RPI	S	Opponent	Score
				39	A	Quinnipiac	66 78	51	A	Princeton	57 60	166	H	Temple	74 68
				39	H	Quinnipiac	69 76	56	N	Wright St.	60 76	171	A	Rider	64 70
				39	N	Quinnipiac	51 81	77	A	Duke	56 64	171	H	Rider	58 68
								94	H	Northeastern	90 84	171	N	Rider	62 52
												174	H	Boston U.	68 57
												206	H	Massachusetts	55 70
												208	N	Stetson	76 69
												215	A	Monmouth	69 45
												215	H	Monmouth	69 45
												224	N	Hofstra	71 57
												235	A	Albany (NY)	74 56
												237	A	Elon	61 57
												255	A	Navy	72 48
												265	A	Manhattan	62 51
												265	H	Manhattan	51 69
												265	N	Manhattan	65 51
												275	A	Niagara	87 58
												275	H	Niagara	82 69
												278	A	Siena	73 58
												278	H	Siena	88 59
												284	A	Fairfield	56 46
												284	H	Fairfield	85 44
												287	A	Canisius	71 66
												287	H	Canisius	66 50
												324	H	Iona	76 36
												347	A	Saint Peter's	62 42
LAST 12 Division I GAMES:															
				265	N	Manhattan	65 51					284	H	Fairfield	85 44
				171	N	Rider	62 52					287	H	Canisius	66 50
				39	N	Quinnipiac	51 81					171	A	Rider	64 70
				275	H	Niagara	82 69					265	A	Manhattan	62 51
				215	A	Monmouth	69 45					278	A	Siena	73 58
				39	A	Quinnipiac	66 78					171	H	Rider	58 68

Non-Div I Games:

Marist

■ Loss, 
 ■ Non-Conf, 
 ■ S Site, 
 ■ H Home 
 ■ A Away 
 N Neutral



Average RPI Win: <b>115</b>	WON-LOST	WINNING	LAST 10	STRENGTH OF	OPP. STRENGTH	TEAM	ADJ.	CONF.	ADJ CONF.
Average RPI Loss: <b>47</b>	RECORD	PCT. RANK	GAMES	SCHEDULE	OF SCHEDULE	RPI	RPI	RPI	RPI
DIV. I ONLY	<b>26- 7</b>	<b>34</b>	<b>1- 1</b>	<b>22</b>	<b>43</b>	<b>12</b>	<b>12</b>	<b>6</b>	<b>6</b>
DIV. I NON-CONF.	<b>9- 3</b>	<b>62</b>	<b>0- 0</b>	<b>23</b>	<b>24</b>	<b>20</b>	<b>20</b>	<b>4</b>	<b>4</b>
TOTALS	RPI 1-25	RPI 26-50	W-L RECORDS	RPI 51-100	RPI 101-150	RPI 150+			
26- 7	2- 4	2- 0	OVERALL	9- 2	8- 1	5- 0			
15- 2	1- 1	2- 0	HOME	5- 1	4- 0	3- 0			
9- 5	1- 3	0- 0	AWAY	3- 1	3- 1	2- 0			
2- 0	0- 0	0- 0	NEUTRAL	1- 0	1- 0	0- 0			
9- 3	0- 3	2- 0	NON-CONFERENCE	2- 0	2- 0	3- 0			
7- 1	0- 1	2- 0	HOME	2- 0	1- 0	2- 0			
2- 2	0- 2	0- 0	AWAY	0- 0	1- 0	1- 0			
0- 0	0- 0	0- 0	NEUTRAL	0- 0	0- 0	0- 0			
17- 4	2- 1	0- 0	CONFERENCE	7- 2	6- 1	2- 0			
8- 1	1- 0	0- 0	HOME	3- 1	3- 0	1- 0			
7- 3	1- 1	0- 0	AWAY	3- 1	2- 1	1- 0			
2- 0	0- 0	0- 0	NEUTRAL	1- 0	1- 0	0- 0			

RPI	S	Opponent	Score	RPI	S	Opponent	Score	RPI	S	Opponent	Score	RPI	S	Opponent	Score
1	H	Notre Dame	63 <b>87</b>	26	H	South Dakota St.	91 52	55	A	Villanova	91 55	115	A	Northwestern	76 57
8	A	Mississippi St.	82 <b>87</b>	46	H	Michigan	85 74	55	H	Villanova	93 55	116	A	St. John's (NY)	74 <b>81</b>
18	A	Miami (FL)	55 <b>63</b>					67	H	Green Bay	80 54	116	H	St. John's (NY)	83 73
20	A	DePaul	73 <b>74</b>					68	A	Georgetown	72 62	116	N	St. John's (NY)	88 57
20	A	DePaul	93 87					68	H	Georgetown	59 52	120	A	Providence	80 57
20	H	DePaul	96 63					68	N	Georgetown	75 62	120	H	Providence	85 46
								75	A	Butler	87 58	141	A	Seton Hall	109 63
								75	H	Butler	57 <b>61</b>	141	H	Seton Hall	96 60
								88	H	UNI	102 61	147	H	Montana St.	100 52
								93	A	Creighton	65 <b>71</b>	198	A	Milwaukee	83 74
								93	H	Creighton	85 67	215	A	Xavier	90 44
												215	H	Xavier	79 53
												252	H	Binghamton	93 40
												339	H	UIC	96 32
LAST 12 Division I GAMES:															
116	N	St. John's (NY)	88 57	93	A	Creighton	65 <b>71</b>								
20	A	DePaul	73 <b>74</b>	215	H	Xavier	79 53								
68	N	Georgetown	75 62	75	H	Butler	57 <b>61</b>								
88	H	UNI	102 61	141	A	Seton Hall	109 63								
18	A	Miami (FL)	55 <b>63</b>	116	A	St. John's (NY)	74 <b>81</b>								
120	A	Providence	80 57	55	H	Villanova	93 55								

Non-Div I Games:

Marquette



Average RPI Win: <b>247</b>	WON-LOST	WINNING	LAST 10	STRENGTH OF	OPP. STRENGTH	TEAM	ADJ.	CONF.	ADJ CONF.
Average RPI Loss: <b>141</b>	RECORD	PCT. RANK	GAMES	SCHEDULE	OF SCHEDULE	RPI	RPI	RPI	RPI
DIV. I ONLY	15- 14	158	0- 1	305	128	219	219	14	14
DIV. I NON-CONF.	5- 7	206	0- 0	339	194	329	329	17	17
TOTALS	RPI 1-25	RPI 26-50	W-L RECORDS	RPI 51-100	RPI 101-150	RPI 150+			
15- 14	0- 0	0- 2	OVERALL	1- 3	2- 4	12- 5			
10- 5	0- 0	0- 1	HOME	0- 1	2- 1	8- 2			
5- 8	0- 0	0- 1	AWAY	1- 2	0- 3	4- 2			
0- 1	0- 0	0- 0	NEUTRAL	0- 0	0- 0	0- 1			
5- 7	0- 0	0- 1	NON-CONFERENCE	0- 0	0- 3	5- 3			
5- 2	0- 0	0- 0	HOME	0- 0	0- 1	5- 1			
0- 5	0- 0	0- 1	AWAY	0- 0	0- 2	0- 2			
0- 0	0- 0	0- 0	NEUTRAL	0- 0	0- 0	0- 0			
10- 7	0- 0	0- 1	CONFERENCE	1- 3	2- 1	7- 2			
5- 3	0- 0	0- 1	HOME	0- 1	2- 0	3- 1			
5- 3	0- 0	0- 0	AWAY	1- 2	0- 1	4- 0			
0- 1	0- 0	0- 0	NEUTRAL	0- 0	0- 0	0- 1			

RPI 1-25				RPI 26-50				RPI 51-100				RPI 101+				Team's RPI: 219
RPI	S	Opponent	Score	RPI	S	Opponent	Score	RPI	S	Opponent	Score	RPI	S	Opponent	Score	
				34	H	Rice	67 79	70	A	Middle Tenn.	59 53	104	H	Charlotte	63 62	
				49	A	Clemson	54 68	96	A	UAB	59 77	108	A	Old Dominion	53 79	
								97	A	Western Ky.	55 85	108	H	Old Dominion	57 48	
								97	H	Western Ky.	66 69	122	H	Towson	69 76	
												124	A	Appalachian St.	52 74	
												148	A	Southern Ill.	49 58	
												172	H	Louisiana Tech	90 88	
												175	H	North Texas	67 55	
												186	A	Wisconsin	49 67	
												196	H	Southern Miss.	52 64	
												214	A	Bowling Green	76 99	
												245	H	Indiana St.	53 62	
												256	A	UTEP	63 60	
												256	N	UTEP	56 64	
												283	H	Cleveland St.	86 64	
												302	A	UTSA	79 72	
												304	H	Tennessee St.	80 59	
												305	A	Fla. Atlantic	72 67	
												314	H	Coppin St.	88 67	
												323	A	FIU	86 58	
												323	H	FIU	87 42	
												331	H	Evansville	72 65	
												340	H	Delaware St.	75 63	
LAST 12 Division I GAMES:																
				256	N	UTEP	56 64	34	H	Rice	67 79					
				323	H	FIU	87 42	175	H	North Texas	67 55					
				108	A	Old Dominion	53 79	302	A	UTSA	79 72					
				97	H	Western Ky.	66 69	256	A	UTEP	63 60					
				70	A	Middle Tenn.	59 53	196	H	Southern Miss.	52 64					
				96	A	UAB	59 77	172	H	Louisiana Tech	90 88					

Non-Div I Games: Bluefield St. 82 29

Marshall

■ Loss, 
 ■ Non-Conf, S Site, 
 ■ Home 
 ■ Away 
 N Neutral



Maryland

Through Games Of March 14, 2019

Average RPI Win:	134	WON-LOST	WINNING	LAST 10	STRENGTH OF	OPP. STRENGTH	TEAM	ADJ.	CONF.	ADJ CONF.
Average RPI Loss:	21	RECORD	PCT. RANK	GAMES	SCHEDULE	OF SCHEDULE	RPI	RPI	RPI	RPI
DIV. I ONLY	28- 4	7	1- 0	71	44	14	14	4	4	
DIV. I NON-CONF.	11- 0	1	0- 0	208	97	24	24	6	6	
TOTALS	RPI 1-25	RPI 26-50	W-L RECORDS	RPI 51-100	RPI 101-150	RPI 150+				
28- 4	1- 2	6- 2	OVERALL	4- 0	9- 0	8- 0				
14- 1	0- 0	2- 1	HOME	2- 0	5- 0	5- 0				
10- 2	1- 1	2- 1	AWAY	2- 0	3- 0	2- 0				
4- 1	0- 1	2- 0	NEUTRAL	0- 0	1- 0	1- 0				
11- 0	1- 0	1- 0	NON-CONFERENCE	1- 0	3- 0	5- 0				
6- 0	0- 0	1- 0	HOME	1- 0	1- 0	3- 0				
3- 0	1- 0	0- 0	AWAY	0- 0	1- 0	1- 0				
2- 0	0- 0	0- 0	NEUTRAL	0- 0	1- 0	1- 0				
17- 4	0- 2	5- 2	CONFERENCE	3- 0	6- 0	3- 0				
8- 1	0- 0	1- 1	HOME	1- 0	4- 0	2- 0				
7- 2	0- 1	2- 1	AWAY	2- 0	2- 0	1- 0				
2- 1	0- 1	2- 0	NEUTRAL	0- 0	0- 0	0- 0				

RPI	S	Opponent	Score	RPI	S	Opponent	Score	RPI	S	Opponent	Score	RPI	S	Opponent	Score
7	A	Iowa	73 86	28	A	Rutgers	62 48	66	H	Georgia Tech	67 54	101	A	Ohio St.	70 57
7	N	Iowa	76 90	28	H	Rutgers	65 73	87	A	Purdue	58 55	101	H	Ohio St.	75 69
19	A	South Carolina	85 61	35	H	James Madison	87 63	95	A	Nebraska	81 63	106	H	Minnesota	71 69
				43	A	Michigan St.	60 77	95	H	Nebraska	89 63	112	N	Georgia	58 51
				43	N	Michigan St.	71 55					115	H	Northwestern	72 57
				46	H	Michigan	83 69					119	H	Dayton	82 71
				46	N	Michigan	73 72					137	A	Delaware	77 53
				47	A	Indiana	76 56					145	A	Penn St.	77 61
												145	H	Penn St.	79 67
												186	H	Wisconsin	75 57
												218	A	George Washington	69 30
												225	A	Illinois	80 66
												225	H	Illinois	71 62
												268	H	Loyola Maryland	83 48
												303	H	UMBC	92 61
												311	N	Morgan St.	68 44
												314	H	Coppin St.	93 36
LAST 12 Division I GAMES:															
				43	N	Michigan St.	71 55	7	A	Iowa	73 86				
				46	N	Michigan	73 72	95	H	Nebraska	89 63				
				7	N	Iowa	76 90	28	A	Rutgers	62 48				
				225	H	Illinois	71 62	115	H	Northwestern	72 57				
				87	A	Purdue	58 55	225	A	Illinois	80 66				
				106	H	Minnesota	71 69	186	H	Wisconsin	75 57				

Non-Div I Games:

Maryland

Loss, Non-Conf, S Site, H Home A Away N Neutral



Massachusetts

Through Games Of March 14, 2019

Average RPI Win:	230	WON-LOST	WINNING	LAST 10	STRENGTH OF	OPP. STRENGTH	TEAM	ADJ.	CONF.	ADJ CONF.
Average RPI Loss:	177	RECORD	PCT. RANK	GAMES	SCHEDULE	OF SCHEDULE	RPI	RPI	RPI	RPI
DIV. I ONLY	16- 16	169	1- 0	252	243	206	206	17	17	
DIV. I NON-CONF.	8- 6	138	0- 0	233	323	190	190	16	16	
TOTALS	RPI 1-25	RPI 26-50	W-L RECORDS	RPI 51-100	RPI 101-150	RPI 150+				
16- 16	0- 0	0- 1	OVERALL	0- 4	2- 2	14- 9				
9- 6	0- 0	0- 0	HOME	0- 0	1- 0	8- 6				
6- 8	0- 0	0- 0	AWAY	0- 3	1- 2	5- 3				
1- 2	0- 0	0- 1	NEUTRAL	0- 1	0- 0	1- 0				
8- 6	0- 0	0- 1	NON-CONFERENCE	0- 1	1- 1	7- 3				
5- 2	0- 0	0- 0	HOME	0- 0	0- 0	5- 2				
2- 3	0- 0	0- 0	AWAY	0- 1	1- 1	1- 1				
1- 1	0- 0	0- 1	NEUTRAL	0- 0	0- 0	1- 0				
8- 10	0- 0	0- 0	CONFERENCE	0- 3	1- 1	7- 6				
4- 4	0- 0	0- 0	HOME	0- 0	1- 0	3- 4				
4- 5	0- 0	0- 0	AWAY	0- 2	0- 1	4- 2				
0- 1	0- 0	0- 0	NEUTRAL	0- 1	0- 0	0- 0				

RPI S	Opponent	Score	RPI S	Opponent	Score	RPI S	Opponent	Score	RPI S	Opponent	Score	Team's RPI: 206
42 N	Bucknell	58 77	83 A	Fordham	64 76	116 A	Marist	70 55				
			83 N	Fordham	62 73	119 A	Dayton	47 75				
			92 A	VCU	48 52	122 A	Towson	53 78				
			94 A	Northeastern	52 53	134 H	Duquesne	69 66				
						153 A	Davidson	70 58				
						153 H	Davidson	49 64				
						174 H	Boston U.	66 55				
						182 H	Saint Louis	70 66				
						192 H	Sacred Heart	78 61				
						218 H	George Washington	59 66				
						223 H	North Dakota	52 59				
						226 A	George Mason	86 80				
						226 H	George Mason	52 70				
						227 H	UTRGV	74 70				
						236 A	Saint Joseph's	54 55				
						258 A	Rhode Island	57 53				
						258 H	Rhode Island	56 34				
						261 H	St. Bonaventure	63 64				
						274 A	Richmond	58 62				
						274 H	Richmond	64 38				
						278 A	Siena	59 64				
						282 A	Brown	90 61				
						284 N	Fairfield	59 49				
						285 A	La Salle	74 60				
						309 H	Incarnate Word	71 59				
						327 H	UMass Lowell	59 62				
LAST 12 Division I GAMES:												
226 A	George Mason	86 80	153 H	Davidson	49 64							
83 N	Fordham	62 73	236 A	Saint Joseph's	54 55							
258 A	Rhode Island	57 53	258 H	Rhode Island	56 34							
274 H	Richmond	64 38	134 H	Duquesne	69 66							
83 A	Fordham	64 76	274 A	Richmond	58 62							
218 H	George Washington	59 66	92 A	VCU	48 52							

Non-Div I Games:

Massachusetts

Loss, Non-Conf, S Site, H Home A Away N Neutral



RPI	S	Opponent	Score
328	H	Central Conn. St.	74 59

M  
a  
s  
s  
a  
c  
h  
u  
s  
e  
t  
t  
s

M  
a  
s  
s  
a  
c  
h  
u  
s  
e  
t  
t  
s

Massachusetts



## McNeese

Through Games Of March 14, 2019

Average RPI Win:	293	WON-LOST	WINNING	LAST 10	STRENGTH OF	OPP. STRENGTH	TEAM	ADJ.	CONF.	ADJ CONF.
Average RPI Loss:	186	RECORD	PCT. RANK	GAMES	SCHEDULE	OF SCHEDULE	RPI	RPI	RPI	RPI
DIV. I ONLY	5- 21	324	0- 1	243	298	312	312	25	25	
DIV. I NON-CONF.	0- 8	336	0- 0	94	179	315	315	23	23	
TOTALS	RPI 1-25	RPI 26-50	W-L RECORDS	RPI 51-100	RPI 101-150	RPI 150+				
5- 21	0- 0	0- 2	OVERALL	0- 5	0- 1	5- 13				
2- 9	0- 0	0- 0	HOME	0- 2	0- 0	2- 7				
3- 12	0- 0	0- 2	AWAY	0- 3	0- 1	3- 6				
0- 0	0- 0	0- 0	NEUTRAL	0- 0	0- 0	0- 0				
0- 8	0- 0	0- 2	NON-CONFERENCE	0- 2	0- 0	0- 4				
0- 2	0- 0	0- 0	HOME	0- 0	0- 0	0- 2				
0- 6	0- 0	0- 2	AWAY	0- 2	0- 0	0- 2				
0- 0	0- 0	0- 0	NEUTRAL	0- 0	0- 0	0- 0				
5- 13	0- 0	0- 0	CONFERENCE	0- 3	0- 1	5- 9				
2- 7	0- 0	0- 0	HOME	0- 2	0- 0	2- 5				
3- 6	0- 0	0- 0	AWAY	0- 1	0- 1	3- 4				
0- 0	0- 0	0- 0	NEUTRAL	0- 0	0- 0	0- 0				

RPI S	Opponent	Score	RPI S	Opponent	Score	RPI S	Opponent	Score	RPI S	Opponent	Score	Team's RPI: 312
29	A Texas	40 96	53	A Lamar University	68 81	144	A Abilene Christian	52 109				
34	A Rice	65 93	53	H Lamar University	62 64	157	A Nicholls St.	69 68				
			62	H SFA	48 97	157	H Nicholls St.	55 78				
			85	A LSU	36 86	172	H Louisiana Tech	48 89				
			96	A UAB	48 91	183	H Sam Houston St.	80 93				
						200	A Grambling	51 75				
						264	A A&M-Corpus Christi	51 62				
						271	H Louisiana	59 70				
						277	A Central Ark.	45 76				
						291	A New Orleans	76 88				
						291	H New Orleans	60 64				
						300	A La.-Monroe	60 69				
						309	H Incarnate Word	66 68				
						316	A Northwestern St.	63 82				
						316	H Northwestern St.	73 89				
						322	A Southeastern La.	75 70				
						322	H Southeastern La.	62 56				
						332	A Houston Baptist	72 67				
						332	H Houston Baptist	81 71				
LAST 12 Division I GAMES:												
53	A Lamar University	68 81	322	A Southeastern La.	75 70							
264	A A&M-Corpus Christi	51 62	62	H SFA	48 97							
332	A Houston Baptist	72 67	316	H Northwestern St.	73 89							
157	H Nicholls St.	55 78	183	H Sam Houston St.	80 93							
291	H New Orleans	60 64	53	H Lamar University	62 64							
277	A Central Ark.	45 76	332	H Houston Baptist	81 71							

Non-Div I Games: LSU-Alexandria 60 68 Southern-N.O. 106 54 Louisiana Col. 86 68

McNeese

Loss, Non-Conf, S Site, H Home A Away N Neutral



Average RPI Win:	209	WON-LOST	WINNING	LAST 10	STRENGTH OF	OPP. STRENGTH	TEAM	ADJ.	CONF.	ADJ CONF.
Average RPI Loss:	141	RECORD	PCT. RANK	GAMES	SCHEDULE	OF SCHEDULE	RPI	RPI	RPI	RPI
DIV. I ONLY	11- 20	254	1- 0	137	146	231	231	9	9	
DIV. I NON-CONF.	5- 8	224	0- 0	189	315	267	267	8	8	
TOTALS	RPI 1-25	RPI 26-50	W-L RECORDS	RPI 51-100	RPI 101-150	RPI 150+				
11- 20	0- 2	0- 0	OVERALL	0- 6	2- 1	9- 11				
6- 10	0- 1	0- 0	HOME	0- 3	0- 1	6- 5				
3- 9	0- 1	0- 0	AWAY	0- 2	1- 0	2- 6				
2- 1	0- 0	0- 0	NEUTRAL	0- 1	1- 0	1- 0				
5- 8	0- 0	0- 0	NON-CONFERENCE	0- 3	1- 0	4- 5				
4- 4	0- 0	0- 0	HOME	0- 2	0- 0	4- 2				
0- 4	0- 0	0- 0	AWAY	0- 1	0- 0	0- 3				
1- 0	0- 0	0- 0	NEUTRAL	0- 0	1- 0	0- 0				
6- 12	0- 2	0- 0	CONFERENCE	0- 3	1- 1	5- 6				
2- 6	0- 1	0- 0	HOME	0- 1	0- 1	2- 3				
3- 5	0- 1	0- 0	AWAY	0- 1	1- 0	2- 3				
1- 1	0- 0	0- 0	NEUTRAL	0- 1	0- 0	1- 0				

RPI	S	Opponent	Score	RPI	S	Opponent	Score	RPI	S	Opponent	Score	RPI	S	Opponent	Score	Team's RPI: 231
6	A	UConn	45 102					74	H	Little Rock	60 63	109	H	Houston	57 59	
15	H	UCF	55 68					76	A	Cincinnati	56 80	114	A	South Fla.	47 40	
								76	H	Cincinnati	69 89	131	N	Mercer	59 53	
								76	N	Cincinnati	48 68	158	A	Tulsa	39 46	
								80	H	Toledo	48 58	158	H	Tulsa	59 56	
								96	A	UAB	54 85	166	H	Temple	53 84	
												166	N	Temple	59 58	
												167	A	Tulane	65 59	
												167	H	Tulane	61 62	
												172	H	Louisiana Tech	50 66	
												176	A	Coastal Caro.	71 90	
												188	A	Arkansas St.	66 77	
												191	A	East Carolina	59 68	
												191	H	East Carolina	58 46	
												218	A	George Washington	38 51	
												230	A	SMU	48 71	
												243	H	Southeast Mo. St.	69 57	
												249	H	Jackson St.	68 67	
												257	A	Wichita St.	71 50	
												257	H	Wichita St.	48 57	
												289	H	Samford	53 48	
												291	H	New Orleans	59 66	
												335	H	N.C. Central	77 56	
LAST 12 Division I GAMES:																
166	N	Temple	59 58	167	A	Tulane	65 59									
76	N	Cincinnati	48 68	76	H	Cincinnati	69 89									
166	H	Temple	53 84	191	A	East Carolina	59 68									
230	A	SMU	48 71	257	H	Wichita St.	48 57									
109	H	Houston	57 59	158	H	Tulsa	59 56									
6	A	UConn	45 102	167	H	Tulane	61 62									

Non-Div I Games:

Memphis

■ Loss, 
■ Non-Conf, 
■ S Site, 
■ Home 
■ A Away 
N Neutral



Average RPI Win:	244	WON-LOST	WINNING	LAST 10	STRENGTH OF	OPP. STRENGTH	TEAM	ADJ.	CONF.	ADJ CONF.
Average RPI Loss:	145	RECORD	PCT. RANK	GAMES	SCHEDULE	OF SCHEDULE	RPI	RPI	RPI	RPI
DIV. I ONLY	25- 7	38	2- 0	328	210	131	131	28	28	
DIV. I NON-CONF.	8- 7	160	0- 0	268	77	198	198	24	24	
TOTALS	RPI 1-25	RPI 26-50	W-L RECORDS	RPI 51-100	RPI 101-150	RPI 150+				
25- 7	0- 2	0- 0	OVERALL	0- 0	1- 1	24- 4				
11- 3	0- 2	0- 0	HOME	0- 0	1- 0	10- 1				
10- 3	0- 0	0- 0	AWAY	0- 0	0- 1	10- 2				
4- 1	0- 0	0- 0	NEUTRAL	0- 0	0- 0	4- 1				
8- 7	0- 2	0- 0	NON-CONFERENCE	0- 0	1- 1	7- 4				
4- 3	0- 2	0- 0	HOME	0- 0	1- 0	3- 1				
3- 3	0- 0	0- 0	AWAY	0- 0	0- 1	3- 2				
1- 1	0- 0	0- 0	NEUTRAL	0- 0	0- 0	1- 1				
17- 0	0- 0	0- 0	CONFERENCE	0- 0	0- 0	17- 0				
7- 0	0- 0	0- 0	HOME	0- 0	0- 0	7- 0				
7- 0	0- 0	0- 0	AWAY	0- 0	0- 0	7- 0				
3- 0	0- 0	0- 0	NEUTRAL	0- 0	0- 0	3- 0				

RPI 1-25				RPI 26-50				RPI 51-100				RPI 101+ Team's RPI: 131			
RPI	S	Opponent	Score	RPI	S	Opponent	Score	RPI	S	Opponent	Score	RPI	S	Opponent	Score
15	H	UCF	42 76									104	H	Charlotte	57 40
21	H	Florida St.	56 57									112	A	Georgia	60 67
												151	A	Wake Forest	54 69
												168	A	Chattanooga	62 56
												168	H	Chattanooga	65 58
												178	H	UNC Asheville	61 47
												190	A	Furman	75 60
												190	H	Furman	66 62
												190 N	Furman	66 63	
												211	H	Florida	92 82
												214 N	Bowling Green	76 63	
												218	A	George Washington	61 53
												231 N	Memphis	53 59	
												232	A	Howard	85 70
												233	A	Jacksonville	66 71
												240	A	ETSU	83 77
												240	H	ETSU	64 41
												250	H	Columbia	68 72
												254	A	Wofford	81 79
												254	H	Wofford	65 59
												254 N	Wofford	69 51	
												286	A	Ga. Southern	79 72
												289	A	Samford	68 52
												289	H	Samford	76 68
												292	H	Kennesaw St.	64 48
												308	A	UNC Greensboro	71 58
LAST 12 Division I GAMES:															
				341 N		Western Caro.	55 32	240	A	ETSU	83 77				
				190 N		Furman	66 63	341	H	Western Caro.	71 55				
				254 N		Wofford	69 51	308	H	UNC Greensboro	85 73				
				254	H	Wofford	65 59	289	A	Samford	68 52				
				190	H	Furman	66 62	190	A	Furman	75 60				
				168	A	Chattanooga	62 56	254	A	Wofford	81 79				

Non-Div I Games:

Mercer

■ Loss, 
■ Non-Conf, 
■ S Site, 
■ H Home 
■ A Away 
N Neutral



RPI	S	Opponent	Score	
308	H	UNC Greensboro	85	73
341	A	Western Caro.	69	67
341	H	Western Caro.	71	55
341	N	Western Caro.	55	32

M  
e  
r  
c  
e  
r

M  
e  
r  
c  
e  
r

Mercer



Average RPI Win:	122	WON-LOST	WINNING	LAST 10	STRENGTH OF	OPP. STRENGTH	TEAM	ADJ.	CONF.	ADJ CONF.
Average RPI Loss:	36	RECORD	PCT. RANK	GAMES	SCHEDULE	OF SCHEDULE	RPI	RPI	RPI	RPI
DIV. I ONLY	24- 8	48	0- 1	39	13	18	18	1	1	
DIV. I NON-CONF.	12- 3	52	0- 0	146	61	54	54	1	1	
TOTALS	RPI 1-25	RPI 26-50	W-L RECORDS	RPI 51-100	RPI 101-150	RPI 150+				
24- 8	5- 4	1- 2	OVERALL	6- 2	3- 0	9- 0				
16- 2	3- 0	1- 2	HOME	5- 0	2- 0	5- 0				
6- 5	2- 3	0- 0	AWAY	1- 2	1- 0	2- 0				
2- 1	0- 1	0- 0	NEUTRAL	0- 0	0- 0	2- 0				
12- 3	1- 1	0- 1	NON-CONFERENCE	2- 1	1- 0	8- 0				
9- 1	1- 0	0- 1	HOME	2- 0	1- 0	5- 0				
1- 2	0- 1	0- 0	AWAY	0- 1	0- 0	1- 0				
2- 0	0- 0	0- 0	NEUTRAL	0- 0	0- 0	2- 0				
12- 5	4- 3	1- 1	CONFERENCE	4- 1	2- 0	1- 0				
7- 1	2- 0	1- 1	HOME	3- 0	1- 0	0- 0				
5- 3	2- 2	0- 0	AWAY	1- 1	1- 0	1- 0				
0- 1	0- 1	0- 0	NEUTRAL	0- 0	0- 0	0- 0				

RPI	S	Opponent	Score	RPI	S	Opponent	Score	RPI	S	Opponent	Score	RPI	S	Opponent	Score
1	H	Notre Dame	72 65	27	H	Central Mich.	80 90	62	H	SFA	81 60	102	H	Hartford	75 62
3	A	Louisville	79 73	37	H	North Carolina	76 68	66	H	Georgia Tech	69 56	127	A	Pittsburgh	65 51
9	A	NC State	68 70	49	H	Clemson	67 76	73	A	Virginia Tech	65 73	132	H	Boston College	76 73
10	A	Syracuse	84 71					73	H	Virginia Tech	68 61	151	A	Wake Forest	72 57
10	N	Syracuse	85 92					77	A	Duke	58 50	156	N	Alabama	101 74
11	A	Iowa St.	52 75					87	A	Purdue	63 74	166	H	Temple	73 61
12	H	Marquette	63 55					95	H	Nebraska	82 68	177	H	Colorado	73 58
21	A	Florida St.	58 62					98	H	Virginia	72 59	203	H	UMES	71 53
21	H	Florida St.	64 54									209	N	Vanderbilt	90 65
												291	H	New Orleans	78 38
												323	A	FIU	94 43
												346	H	Florida A&M	103 54
LAST 12 Division I GAMES:															
10	N	Syracuse	85 92	21	H	Florida St.	64 54	73	A	Virginia Tech	65 73				
102	H	Hartford	75 62	3	A	Louisville	79 73	127	A	Pittsburgh	65 51				
12	H	Marquette	63 55	1	H	Notre Dame	72 65								
11	A	Iowa St.	52 75	98	H	Virginia	72 59								
9	A	NC State	68 70												
66	H	Georgia Tech	69 56												

Non-Div I Games:

Miami (FL)



Average RPI Win:	179	WON-LOST	WINNING	LAST 10	STRENGTH OF	OPP. STRENGTH	TEAM	ADJ.	CONF.	ADJ CONF.
Average RPI Loss:	94	RECORD	PCT. RANK	GAMES	SCHEDULE	OF SCHEDULE	RPI	RPI	RPI	RPI
DIV. I ONLY	22- 7	45	1- 0	121	109	44	44	8	8	
DIV. I NON-CONF.	8- 2	52	0- 0	326	275	122	122	9	9	
TOTALS	RPI 1-25	RPI 26-50	W-L RECORDS	RPI 51-100	RPI 101-150	RPI 150+				
22- 7	0- 1	2- 3	OVERALL	5- 1	2- 1	13- 1				
10- 2	0- 0	0- 2	HOME	3- 0	2- 0	5- 0				
11- 5	0- 1	2- 1	AWAY	1- 1	0- 1	8- 1				
1- 0	0- 0	0- 0	NEUTRAL	1- 0	0- 0	0- 0				
8- 2	0- 1	0- 0	NON-CONFERENCE	1- 0	1- 0	6- 1				
3- 0	0- 0	0- 0	HOME	1- 0	1- 0	1- 0				
5- 2	0- 1	0- 0	AWAY	0- 0	0- 0	5- 1				
0- 0	0- 0	0- 0	NEUTRAL	0- 0	0- 0	0- 0				
14- 5	0- 0	2- 3	CONFERENCE	4- 1	1- 1	7- 0				
7- 2	0- 0	0- 2	HOME	2- 0	1- 0	4- 0				
6- 3	0- 0	2- 1	AWAY	1- 1	0- 1	3- 0				
1- 0	0- 0	0- 0	NEUTRAL	1- 0	0- 0	0- 0				

RPI 1-25				RPI 26-50				Team's RPI: 44				RPI 51-100				RPI 101+			
RPI	S	Opponent	Score	RPI	S	Opponent	Score	RPI	S	Opponent	Score	RPI	S	Opponent	Score	RPI	S	Opponent	Score
3	A	Louisville	73 95	27	A	Central Mich.	70 67	76	H	Cincinnati	78 65	113	H	High Point	68 55				
				32	A	Ohio	67 61	80	A	Toledo	65 56	125	A	Northern Ill.	71 82				
				32	H	Ohio	66 70	80	H	Toledo	65 64	125	H	Northern Ill.	70 45				
				36	A	Buffalo	61 86	80	N	Toledo	72 54	162	A	Akron	67 61				
				36	H	Buffalo	59 66	82	A	Kent St.	58 67	162	H	Akron	66 49				
								82	H	Kent St.	79 63	194	H	Eastern Mich.	63 58				
												213	A	Jacksonville St.	58 41				
												214	A	Bowling Green	82 75				
												214	H	Bowling Green	75 62				
												217	H	Ball St.	60 57				
												269	A	Western Mich.	81 62				
												287	A	Canisius	62 59				
												307	A	Valparaiso	68 47				
												333	H	Eastern Ky.	60 44				
												336	A	Detroit Mercy	78 59				
												339	A	UIC	65 56				
												346	A	Florida A&M	56 57				
LAST 12 Division I GAMES:																			
				80	N	Toledo	72 54	80	A	Toledo	65 56								
				162	H	Akron	66 49	162	A	Akron	67 61								
				32	H	Ohio	66 70	125	H	Northern Ill.	70 45								
				36	A	Buffalo	61 86	214	A	Bowling Green	82 75								
				82	A	Kent St.	58 67	194	H	Eastern Mich.	63 58								
				214	H	Bowling Green	75 62	269	A	Western Mich.	81 62								

Non-Div I Games: Ohio Dominican 74 29

Miami (OH)

■ Loss, 
 ■ Non-Conf, S Site, 
 ■ Home 
 ■ Away 
 N Neutral



## Michigan

Through Games Of March 14, 2019

Average RPI Win:	169	WON-LOST	WINNING	LAST 10	STRENGTH OF	OPP. STRENGTH	TEAM	ADJ.	CONF.	ADJ CONF.
Average RPI Loss:	36	RECORD	PCT. RANK	GAMES	SCHEDULE	OF SCHEDULE	RPI	RPI	RPI	RPI
DIV. I ONLY	21- 11	87	1- 0	67	64	46	46	4	4	
DIV. I NON-CONF.	9- 3	62	0- 0	243	110	88	88	6	6	
TOTALS	RPI 1-25	RPI 26-50	W-L RECORDS	RPI 51-100	RPI 101-150	RPI 150+				
21- 11	1- 5	3- 4	OVERALL	1- 2	5- 0	11- 0				
13- 1	1- 0	2- 1	HOME	1- 0	3- 0	6- 0				
5- 8	0- 4	0- 2	AWAY	0- 2	1- 0	4- 0				
3- 2	0- 1	1- 1	NEUTRAL	0- 0	1- 0	1- 0				
9- 3	0- 2	1- 1	NON-CONFERENCE	0- 0	1- 0	7- 0				
5- 0	0- 0	0- 0	HOME	0- 0	0- 0	5- 0				
2- 2	0- 2	0- 0	AWAY	0- 0	0- 0	2- 0				
2- 1	0- 0	1- 1	NEUTRAL	0- 0	1- 0	0- 0				
12- 8	1- 3	2- 3	CONFERENCE	1- 2	4- 0	4- 0				
8- 1	1- 0	2- 1	HOME	1- 0	3- 0	1- 0				
3- 6	0- 2	0- 2	AWAY	0- 2	1- 0	2- 0				
1- 1	0- 1	0- 0	NEUTRAL	0- 0	0- 0	1- 0				

RPI 1-25				RPI 26-50				Team's RPI: 46	RPI 51-100				RPI 101+			
RPI	S	Opponent	Score	RPI	S	Opponent	Score		RPI	S	Opponent	Score	RPI	S	Opponent	Score
7	A	Iowa	61 75	28	H	Rutgers	86 76		87	A	Purdue	70 71	101	H	Ohio St.	62 58
7	H	Iowa	90 81	29	N	Texas	52 69		95	A	Nebraska	56 70	106	H	Minnesota	76 60
9	A	NC State	55 66	30	N	Missouri	70 54		95	H	Nebraska	67 61	115	H	Northwestern	79 78
12	A	Marquette	74 85	43	A	Michigan St.	64 74						133	N	Washington	80 73
14	A	Maryland	69 83	43	H	Michigan St.	73 77						145	A	Penn St.	66 62
14	N	Maryland	72 73	47	A	Indiana	60 70						169	H	Southern U.	76 35
				47	H	Indiana	67 58						186	A	Wisconsin	76 70
LAST 12 Division I GAMES:																
		186	N	Wisconsin		73	65		28	H	Rutgers		86	76		
		14	N	Maryland		72	73		225	A	Illinois		70	56		
		133	N	Washington		80	73		47	H	Indiana		67	58		
		29	N	Texas		52	69		145	A	Penn St.		66	62		
		186	H	Wisconsin		59	49		95	H	Nebraska		67	61		
		43	A	Michigan St.		64	74		186	A	Wisconsin		76	70		

Non-Div I Games:

Michigan

■ Loss, 
■ Non-Conf, 
■ S Site, 
■ H Home 
■ A Away 
N Neutral



Average RPI Win:	134	WON-LOST	WINNING	LAST 10	STRENGTH OF	OPP. STRENGTH	TEAM	ADJ.	CONF.	ADJ CONF.
Average RPI Loss:	74	RECORD	PCT. RANK	GAMES	SCHEDULE	OF SCHEDULE	RPI	RPI	RPI	RPI
DIV. I ONLY	20- 11	94	1- 0	48	42	43	43	4	4	
DIV. I NON-CONF.	10- 1	17	0- 0	187	32	35	35	6	6	
TOTALS	RPI 1-25	RPI 26-50	W-L RECORDS	RPI 51-100	RPI 101-150	RPI 150+				
20- 11	3- 3	3- 2	OVERALL	3- 1	4- 4	7- 1				
15- 1	3- 0	2- 0	HOME	3- 0	2- 1	5- 0				
3- 8	0- 1	1- 2	AWAY	0- 1	1- 3	1- 1				
2- 2	0- 2	0- 0	NEUTRAL	0- 0	1- 0	1- 0				
10- 1	1- 1	0- 0	NON-CONFERENCE	2- 0	1- 0	6- 0				
7- 0	1- 0	0- 0	HOME	2- 0	0- 0	4- 0				
2- 0	0- 0	0- 0	AWAY	0- 0	1- 0	1- 0				
1- 1	0- 1	0- 0	NEUTRAL	0- 0	0- 0	1- 0				
10- 10	2- 2	3- 2	CONFERENCE	1- 1	3- 4	1- 1				
8- 1	2- 0	2- 0	HOME	1- 0	2- 1	1- 0				
1- 8	0- 1	1- 2	AWAY	0- 1	0- 3	0- 1				
1- 1	0- 1	0- 0	NEUTRAL	0- 0	1- 0	0- 0				

RPI 1-25				RPI 26-50				Team's RPI: 43		RPI 51-100				RPI 101+			
RPI	S	Opponent	Score	RPI	S	Opponent	Score			RPI	S	Opponent	Score	RPI	S	Opponent	Score
5	H	Oregon	88 82	28	A	Rutgers	62 76			56	H	Wright St.	84 68	101	A	Ohio St.	55 65
7	A	Iowa	71 86	46	A	Michigan	77 73			87	H	Purdue	74 66	101	H	Ohio St.	70 77
7	H	Iowa	84 70	46	H	Michigan	74 64			95	A	Nebraska	71 82	102	A	Hartford	74 66
9	N	NC State	74 78	47	A	Indiana	64 68			98	H	Virginia	91 66	106	A	Minnesota	63 81
14	H	Maryland	77 60	47	H	Indiana	77 61							106	H	Minnesota	86 68
14	N	Maryland	55 71											115	A	Northwestern	62 70
														115	N	Northwestern	68 52
														145	H	Penn St.	57 48
														186	A	Wisconsin	62 79
														214	H	Bowling Green	99 69
														225	H	Illinois	77 60
														228	H	Texas Southern	91 45
														240	H	ETSU	75 53
														292	N	Kennesaw St.	75 51
														305	H	Fla. Atlantic	89 74
														310	A	Oakland	102 58
LAST 12 Division I GAMES:																	
				115	N	Northwestern	68 52			186	A	Wisconsin	62 79				
				14	N	Maryland	55 71			47	H	Indiana	77 61				
				106	A	Minnesota	63 81			7	A	Iowa	71 86				
				46	H	Michigan	74 64			87	H	Purdue	74 66				
				101	H	Ohio St.	70 77			145	H	Penn St.	57 48				
				95	A	Nebraska	71 82			46	A	Michigan	77 73				

Non-Div I Games:

Michigan St.

■ Loss, 
■ Non-Conf, 
■ S Site, 
■ H Home 
■ A Away 
N Neutral



Average RPI Win:	205	WON-LOST	WINNING	LAST 10	STRENGTH OF	OPP. STRENGTH	TEAM	ADJ.	CONF.	ADJ CONF.
Average RPI Loss:	94	RECORD	PCT. RANK	GAMES	SCHEDULE	OF SCHEDULE	RPI	RPI	RPI	RPI
DIV. I ONLY	21- 9	60	1- 0	112	161	70	70	14	14	
DIV. I NON-CONF.	9- 4	85	0- 0	75	218	46	46	17	17	
TOTALS	RPI 1-25	RPI 26-50	W-L RECORDS	RPI 51-100	RPI 101-150	RPI 150+				
21- 9	0- 1	0- 2	OVERALL	3- 3	2- 2	16- 1				
10- 3	0- 0	0- 2	HOME	2- 0	1- 0	7- 1				
8- 6	0- 1	0- 0	AWAY	1- 3	1- 2	6- 0				
3- 0	0- 0	0- 0	NEUTRAL	0- 0	0- 0	3- 0				
9- 4	0- 1	0- 1	NON-CONFERENCE	1- 1	1- 1	7- 0				
4- 1	0- 0	0- 1	HOME	0- 0	1- 0	3- 0				
3- 3	0- 1	0- 0	AWAY	1- 1	0- 1	2- 0				
2- 0	0- 0	0- 0	NEUTRAL	0- 0	0- 0	2- 0				
12- 5	0- 0	0- 1	CONFERENCE	2- 2	1- 1	9- 1				
6- 2	0- 0	0- 1	HOME	2- 0	0- 0	4- 1				
5- 3	0- 0	0- 0	AWAY	0- 2	1- 1	4- 0				
1- 0	0- 0	0- 0	NEUTRAL	0- 0	0- 0	1- 0				

RPI 1-25				RPI 26-50				RPI 51-100				RPI 101+			
RPI	S	Opponent	Score	RPI	S	Opponent	Score	RPI	S	Opponent	Score	RPI	S	Opponent	Score
22	A	Kentucky	55 72	34	H	Rice	47 60	83	A	Fordham	49 61	104	A	Charlotte	62 55
				45	H	Belmont	38 45	90	A	Troy	67 64	108	A	Old Dominion	65 70
								96	A	UAB	72 77	143	H	Georgia St.	69 54
								96	H	UAB	60 44	146	A	Tennessee Tech	64 68
								97	A	Western Ky.	56 67	168	N	Chattanooga	58 47
								97	H	Western Ky.	81 69	172	H	Louisiana Tech	75 38
												175	H	North Texas	61 46
												178	H	UNC Asheville	67 46
												190	A	Furman	78 71
												196	H	Southern Miss.	66 49
												204	A	UNLV	66 62
												209	H	Vanderbilt	65 58
												210	N	Dartmouth	70 58
												219	H	Marshall	53 59
												256	A	UTEP	79 49
												256	N	UTEP	66 44
												302	A	UTSA	72 52
												305	A	Fla. Atlantic	74 55
												305	H	Fla. Atlantic	74 48
												323	A	FIU	49 43
												329	H	Mississippi Val.	101 51
LAST 12 Division I GAMES:															
256	N	UTEP	66 44	219	H	Marshall	53 59	97	H	Western Ky.	81 69	108	A	Old Dominion	65 70
83	A	Fordham	49 61	104	A	Charlotte	62 55	96	H	UAB	60 44	175	H	North Texas	61 46
204	A	UNLV	66 62	96	H	UAB	60 44								
97	A	Western Ky.	56 67												
305	H	Fla. Atlantic	74 48												
96	A	UAB	72 77												

Non-Div I Games:

Middle Tenn.

■ Loss, 
■ Non-Conf, S Site, 
■ Home 
■ Away 
N Neutral



Average RPI Win: 279				Through Games of March 11, 2013					
Average RPI Loss: 95	WON-LOST RECORD	WINNING PCT. RANK	LAST 10 GAMES	STRENGTH OF SCHEDULE	OPP. STRENGTH OF SCHEDULE	TEAM RPI	ADJ. RPI	CONF. RPI	ADJ CONF. RPI
DIV. I ONLY	15- 15	169	0- 1	258	180	198	198	21	21
DIV. I NON-CONF.	5- 6	177	0- 0	191	83	183	183	19	19
TOTALS	RPI 1-25	RPI 26-50	W-L RECORDS	RPI 51-100	RPI 101-150	RPI 150+			
15- 15	0- 2	0- 2	OVERALL	0- 4	1- 5	14- 2			
8- 6	0- 2	0- 0	HOME	0- 2	1- 1	7- 1			
6- 9	0- 0	0- 2	AWAY	0- 2	0- 4	6- 1			
1- 0	0- 0	0- 0	NEUTRAL	0- 0	0- 0	1- 0			
5- 6	0- 2	0- 2	NON-CONFERENCE	0- 0	0- 1	5- 1			
2- 3	0- 2	0- 0	HOME	0- 0	0- 0	2- 1			
2- 3	0- 0	0- 2	AWAY	0- 0	0- 1	2- 0			
1- 0	0- 0	0- 0	NEUTRAL	0- 0	0- 0	1- 0			
10- 9	0- 0	0- 0	CONFERENCE	0- 4	1- 4	9- 1			
6- 3	0- 0	0- 0	HOME	0- 2	1- 1	5- 0			
4- 6	0- 0	0- 0	AWAY	0- 2	0- 3	4- 1			
0- 0	0- 0	0- 0	NEUTRAL	0- 0	0- 0	0- 0			

RPI 1-25				RPI 26-50				RPI 51-100				RPI 101+				Team's RPI: 198	
RPI	S	Opponent	Score	RPI	S	Opponent	Score	RPI	S	Opponent	Score	RPI	S	Opponent	Score		
12	H	Marquette	74 83	47	A	Indiana	66 68	56	A	Wright St.	57 61	118	A	Fresno St.	48 65		
21	H	Florida St.	62 87	50	A	Saint Mary's (CA)	71 73	56	H	Wright St.	69 73	121	A	Youngstown St.	58 64		
								67	A	Green Bay	45 59	121	A	Youngstown St.	47 67		
								67	H	Green Bay	62 76	121	H	Youngstown St.	71 68		
												130	A	IUPUI	55 76		
												130	H	IUPUI	66 67		
												152	N	UC Riverside	56 54		
												186	H	Wisconsin	57 68		
												223	A	North Dakota	64 46		
												244	A	Northern Ky.	54 55		
												244	H	Northern Ky.	59 38		
												250	H	Columbia	78 65		
												283	A	Cleveland St.	78 60		
												283	H	Cleveland St.	59 53		
												310	A	Oakland	79 52		
												310	H	Oakland	83 53		
												321	A	North Dakota St.	57 55		
												334	H	Purdue Fort Wayne	70 48		
												336	A	Detroit Mercy	62 44		
												336	H	Detroit Mercy	59 34		
												339	A	UIC	48 37		
												339	H	UIC	72 53		
LAST 12 Division I GAMES:																	
				121	A	Youngstown St.	58 64	283	A	Cleveland St.	78 60						
				130	A	IUPUI	55 76	244	H	Northern Ky.	59 38						
				339	A	UIC	48 37	56	H	Wright St.	69 73						
				310	H	Oakland	83 53	67	A	Green Bay	45 59						
				336	H	Detroit Mercy	59 34	339	H	UIC	72 53						
				121	A	Youngstown St.	47 67	130	H	IUPUI	66 67						

Non-Div I Games:

Milwaukee

Loss, Non-Conf, S Site, H Home A Away N Neutral



Average RPI Win:	181	WON-LOST	WINNING	LAST 10	STRENGTH OF	OPP. STRENGTH	TEAM	ADJ.	CONF.	ADJ CONF.
Average RPI Loss:	69	RECORD	PCT. RANK	GAMES	SCHEDULE	OF SCHEDULE	RPI	RPI	RPI	RPI
DIV. I ONLY	20- 10	79	0- 1	169	67	106	106	4	4	
DIV. I NON-CONF.	11- 0	1	0- 0	346	171	108	108	6	6	
TOTALS	RPI 1-25	RPI 26-50	W-L RECORDS	RPI 51-100	RPI 101-150	RPI 150+				
20- 10	1- 2	3- 4	OVERALL	1- 2	4- 1	11- 1				
14- 4	1- 1	2- 0	HOME	0- 1	2- 1	9- 1				
6- 5	0- 1	1- 3	AWAY	1- 1	2- 0	2- 0				
0- 1	0- 0	0- 1	NEUTRAL	0- 0	0- 0	0- 0				
11- 0	1- 0	0- 0	NON-CONFERENCE	0- 0	1- 0	9- 0				
9- 0	1- 0	0- 0	HOME	0- 0	0- 0	8- 0				
2- 0	0- 0	0- 0	AWAY	0- 0	1- 0	1- 0				
0- 0	0- 0	0- 0	NEUTRAL	0- 0	0- 0	0- 0				
9- 10	0- 2	3- 4	CONFERENCE	1- 2	3- 1	2- 1				
5- 4	0- 1	2- 0	HOME	0- 1	2- 1	1- 1				
4- 5	0- 1	1- 3	AWAY	1- 1	1- 0	1- 0				
0- 1	0- 0	0- 1	NEUTRAL	0- 0	0- 0	0- 0				

RPI	S	Opponent	Score	RPI	S	Opponent	Score	RPI	S	Opponent	Score	RPI	S	Opponent	Score	Team's RPI: 106
7	H	Iowa	63 81	28	A	Rutgers	54 60	87	A	Purdue	65 45	101	H	Ohio St.	55 65	
10	H	Syracuse	72 68	28	H	Rutgers	60 46	87	H	Purdue	53 64	115	A	Northwestern	61 54	
14	A	Maryland	69 71	43	A	Michigan St.	68 86	95	A	Nebraska	57 63	115	H	Northwestern	73 64	
				43	H	Michigan St.	81 63					132	A	Boston College	77 69	
				46	A	Michigan	60 76					145	H	Penn St.	97 67	
				47	A	Indiana	65 61					186	A	Wisconsin	78 50	
				47	N	Indiana	58 66					186	H	Wisconsin	74 56	
												197	H	Cornell	65 45	
												215	A	Xavier	78 53	
												225	H	Illinois	62 66	
												258	H	Rhode Island	91 71	
												276	H	San Diego	53 48	
												297	H	Air Force	67 50	
												309	H	Incarinate Word	75 39	
												314	H	Coppin St.	84 52	
												318	H	New Hampshire	70 47	
												349	H	Ark.-Pine Bluff	84 42	
LAST 12 Division I GAMES:																
				47	N	Indiana	58 66					115	H	Northwestern	73 64	
				43	H	Michigan St.	81 63					47	A	Indiana	65 61	
				28	A	Rutgers	54 60					28	H	Rutgers	60 46	
				14	A	Maryland	69 71					115	A	Northwestern	61 54	
				145	H	Penn St.	97 67					101	H	Ohio St.	55 65	
				87	A	Purdue	65 45					87	H	Purdue	53 64	

Non-Div I Games:

Minnesota

■ Loss, 
■ Non-Conf, 
■ S Site, 
■ H Home 
■ A Away 
N Neutral



Average RPI Win:	120	WON-LOST	WINNING	LAST 10	STRENGTH OF	OPP. STRENGTH	TEAM	ADJ.	CONF.	ADJ CONF.
Average RPI Loss:	18	RECORD	PCT. RANK	GAMES	SCHEDULE	OF SCHEDULE	RPI	RPI	RPI	RPI
DIV. I ONLY	30- 2	3	3- 0	45	30	8	8	5	5	
DIV. I NON-CONF.	12- 1	11	0- 0	79	48	14	14	5	5	
TOTALS	RPI 1-25	RPI 26-50	W-L RECORDS	RPI 51-100	RPI 101-150	RPI 150+				
30- 2	5- 1	3- 1	OVERALL	9- 0	2- 0	11- 0				
14- 1	3- 0	0- 1	HOME	3- 0	1- 0	7- 0				
13- 1	2- 1	2- 0	AWAY	4- 0	1- 0	4- 0				
3- 0	0- 0	1- 0	NEUTRAL	2- 0	0- 0	0- 0				
12- 1	1- 1	1- 0	NON-CONFERENCE	3- 0	1- 0	6- 0				
7- 0	1- 0	0- 0	HOME	1- 0	0- 0	5- 0				
5- 1	0- 1	1- 0	AWAY	2- 0	1- 0	1- 0				
0- 0	0- 0	0- 0	NEUTRAL	0- 0	0- 0	0- 0				
18- 1	4- 0	2- 1	CONFERENCE	6- 0	1- 0	5- 0				
7- 1	2- 0	0- 1	HOME	2- 0	1- 0	2- 0				
8- 0	2- 0	1- 0	AWAY	2- 0	0- 0	3- 0				
3- 0	0- 0	1- 0	NEUTRAL	2- 0	0- 0	0- 0				

RPI 1-25				RPI 26-50				RPI 51-100				RPI 101+			
RPI	S	Opponent	Score	RPI	S	Opponent	Score	RPI	S	Opponent	Score	RPI	S	Opponent	Score
5	A	Oregon	74 82	29	A	Texas	67 49	53	H	Lamar University	104 53	112	H	Georgia	80 71
12	H	Marquette	87 82	30	H	Missouri	67 75	57	H	Tennessee	91 63	133	A	Washington	103 56
17	A	Texas A&M	92 64	30	N	Missouri	71 56	57	N	Tennessee	83 68	156	A	Alabama	65 49
19	A	South Carolina	68 64	48	A	Auburn	85 59	65	A	Arkansas	93 69	190	H	Furman	106 41
19	H	South Carolina	89 74					65	N	Arkansas	101 70	196	A	Southern Miss.	86 42
22	H	Kentucky	86 71					74	A	Little Rock	98 63	209	H	Vanderbilt	86 70
								85	A	LSU	68 35	211	A	Florida	90 42
								85	H	LSU	76 56	239	A	Ole Miss	80 66
								98	A	Virginia	72 44	239	H	Ole Miss	80 49
												243	H	Southeast Mo. St.	88 53
												249	H	Jackson St.	105 38
												271	H	Louisiana	104 36
												314	H	Coppin St.	110 38
LAST 12 Division I GAMES:															
				57	N	Tennessee	83 68	239	A	Ole Miss	80 66				
				30	N	Missouri	71 56	17	A	Texas A&M	92 64				
				65	N	Arkansas	101 70	30	H	Missouri	67 75				
				19	A	South Carolina	68 64	57	H	Tennessee	91 63				
				85	H	LSU	76 56	156	A	Alabama	65 49				
				209	H	Vanderbilt	86 70	85	A	LSU	68 35				

Non-Div I Games:

Mississippi St.

■ Loss, 
 ■ Non-Conf, S Site, 
 ■ Home 
 ■ Away 
 N Neutral



Average RPI Win:	271	WON-LOST	WINNING	LAST 10	STRENGTH OF	OPP. STRENGTH	TEAM	ADJ.	CONF.	ADJ CONF.
Average RPI Loss:	209	RECORD	PCT. RANK	GAMES	SCHEDULE	OF SCHEDULE	RPI	RPI	RPI	RPI
DIV. I ONLY	6- 24	320	0- 1	285	335	329	329	29	29	
DIV. I NON-CONF.	1- 10	329	0- 0	96	316	278	278	28	28	
TOTALS	RPI 1-25	RPI 26-50	W-L RECORDS	RPI 51-100	RPI 101-150	RPI 150+				
6- 24	0- 0	0- 0	OVERALL	0- 3	0- 1	6- 20				
3- 7	0- 0	0- 0	HOME	0- 0	0- 0	3- 7				
3- 16	0- 0	0- 0	AWAY	0- 2	0- 1	3- 13				
0- 1	0- 0	0- 0	NEUTRAL	0- 1	0- 0	0- 0				
1- 10	0- 0	0- 0	NON-CONFERENCE	0- 3	0- 1	1- 6				
0- 1	0- 0	0- 0	HOME	0- 0	0- 0	0- 1				
1- 8	0- 0	0- 0	AWAY	0- 2	0- 1	1- 5				
0- 1	0- 0	0- 0	NEUTRAL	0- 1	0- 0	0- 0				
5- 14	0- 0	0- 0	CONFERENCE	0- 0	0- 0	5- 14				
3- 6	0- 0	0- 0	HOME	0- 0	0- 0	3- 6				
2- 8	0- 0	0- 0	AWAY	0- 0	0- 0	2- 8				
0- 0	0- 0	0- 0	NEUTRAL	0- 0	0- 0	0- 0				

RPI S	Opponent	Score	RPI S	Opponent	Score	RPI S	Opponent	Score	RPI S	Opponent	Score	Team's RPI: 329
59	A TCU	47	96	111	A UT Martin	51	110	157	A Nicholls St.	47	72	
70	A Middle Tenn.	51	101	169	A Southern U.	44	51	169	A Southern U.	67	74	
90	N Troy	54	75	169	H Southern U.	46	67	185	A Prairie View	55	91	
				185	H Prairie View	65	75	188	A Arkansas St.	57	60	
				196	A Southern Miss.	60	67	200	A Grambling	54	52	
				200	H Grambling	79	61	200	H North Ala.	72	86	
				228	A Texas Southern	45	73	228	H Texas Southern	50	68	
				230	A SMU	47	62	249	A Jackson St.	56	87	
				249	H Jackson St.	86	87	259	A Austin Peay	95	89	
				270	A Alabama St.	67	73	270	H Alabama St.	64	62	
				300	A La.-Monroe	65	72	301	A Alabama A&M	70	78	
				301	H Alabama A&M	60	80	349	A Ark.-Pine Bluff	62	56	
				349	H Ark.-Pine Bluff	82	63	350	A Alcorn	63	73	
				169	A Southern U.	44	51	169	H Southern U.	46	67	
				349	H Ark.-Pine Bluff	82	63	350	H Alcorn	80	81	
				200	H Grambling	79	61	270	A Alabama St.	67	73	
				249	H Jackson St.	86	87	301	A Alabama A&M	70	78	
				228	A Texas Southern	45	73	200	A Grambling	54	52	
				185	A Prairie View	55	91	249	A Jackson St.	56	87	

## LAST 12 Division I GAMES:

Non-Div I Games:

Mississippi Val.

■ Loss, 
 ■ Non-Conf, 
 ■ S Site, 
 ■ H Home 
 ■ A Away 
 N Neutral



RPI	S	Opponent	Score
350	H	Alcorn	80 81

Mississippi Val. a  
l

M  
i  
s  
s  
i  
s  
s  
i  
p  
p  
i  
V  
a  
l  
.

M  
i  
s  
s  
i  
s  
s  
i  
p  
p  
i  
V  
a  
l  
.



Average RPI Win:	128	WON-LOST	WINNING	LAST 10	STRENGTH OF	OPP. STRENGTH	TEAM	ADJ.	CONF.	ADJ CONF.
Average RPI Loss:	60	RECORD	PCT. RANK	GAMES	SCHEDULE	OF SCHEDULE	RPI	RPI	RPI	RPI
DIV. I ONLY	23- 10	68	2- 0	28	59	30	30	5	5	
DIV. I NON-CONF.	11- 3	56	0- 0	66	116	39	39	5	5	
TOTALS	RPI 1-25	RPI 26-50	W-L RECORDS	RPI 51-100	RPI 101-150	RPI 150+				
23- 10	3- 3	2- 3	OVERALL	6- 3	1- 0	11- 1				
12- 3	1- 0	1- 1	HOME	2- 2	1- 0	7- 0				
7- 5	1- 2	0- 1	AWAY	3- 1	0- 0	3- 1				
4- 2	1- 1	1- 1	NEUTRAL	1- 0	0- 0	1- 0				
11- 3	0- 0	1- 2	NON-CONFERENCE	3- 1	0- 0	7- 0				
5- 2	0- 0	0- 1	HOME	1- 1	0- 0	4- 0				
4- 0	0- 0	0- 0	AWAY	1- 0	0- 0	3- 0				
2- 1	0- 0	1- 1	NEUTRAL	1- 0	0- 0	0- 0				
12- 7	3- 3	1- 1	CONFERENCE	3- 2	1- 0	4- 1				
7- 1	1- 0	1- 0	HOME	1- 1	1- 0	3- 0				
3- 5	1- 2	0- 1	AWAY	2- 1	0- 0	0- 1				
2- 1	1- 1	0- 0	NEUTRAL	0- 0	0- 0	1- 0				

RPI	S	Opponent	Score	RPI	S	Opponent	Score	Team's RPI: 30	RPI	S	Opponent	Score	RPI	S	Opponent	Score
8	A	Mississippi St.	75 67	39	N	Quinnipiac	65 51		57	A	Tennessee	66 64	112	H	Georgia	61 35
8	N	Mississippi St.	56 71	40	H	South Dakota	61 74		57	H	Tennessee	60 62	156	H	Alabama	82 47
17	H	Texas A&M	70 65	46	N	Michigan	54 70		65	A	Arkansas	73 67	163	H	Texas St.	69 50
19	A	South Carolina	65 79	48	A	Auburn	54 58		65	H	Arkansas	71 53	182	A	Saint Louis	74 62
22	A	Kentucky	41 52	48	H	Auburn	74 65		67	H	Green Bay	49 56	188	H	Arkansas St.	70 50
22	N	Kentucky	70 68						69	H	Missouri St.	65 61	209	H	Vanderbilt	69 46
									77	N	Duke	62 54	211	A	Florida	56 58
									78	A	West Virginia	68 51	211	N	Florida	87 56
									85	A	LSU	51 61	225	A	Illinois	67 45
													229	H	UMKC	66 59
													238	H	SIUE	59 36
													239	H	Ole Miss	78 55
													241	A	Western Ill.	89 64
LAST 12 Division I GAMES:																
211	N	Florida	87 56	65	A	Arkansas	73 67									
22	N	Kentucky	70 68	48	A	Auburn	54 58									
8	N	Mississippi St.	56 71	57	H	Tennessee	60 62									
77	N	Duke	62 54	8	A	Mississippi St.	75 67									
39	N	Quinnipiac	65 51	209	H	Vanderbilt	69 46									
156	H	Alabama	82 47	17	H	Texas A&M	70 65									

Non-Div I Games:

Missouri



Average RPI Win:	195	WON-LOST	WINNING	LAST 10	STRENGTH OF	OPP. STRENGTH	TEAM	ADJ.	CONF.	ADJ CONF.
Average RPI Loss:	98	RECORD	PCT. RANK	GAMES	SCHEDULE	OF SCHEDULE	RPI	RPI	RPI	RPI
DIV. I ONLY	20- 9	70	1- 0	97	137	69	69	13	13	
DIV. I NON-CONF.	4- 7	228	0- 0	89	43	177	177	15	15	
TOTALS	RPI 1-25	RPI 26-50	W-L RECORDS	RPI 51-100	RPI 101-150	RPI 150+				
20- 9	1- 2	0- 3	OVERALL	3- 0	5- 1	11- 3				
9- 4	0- 2	0- 1	HOME	2- 0	2- 1	5- 0				
9- 5	1- 0	0- 2	AWAY	1- 0	3- 0	4- 3				
2- 0	0- 0	0- 0	NEUTRAL	0- 0	0- 0	2- 0				
4- 7	0- 1	0- 3	NON-CONFERENCE	1- 0	0- 0	3- 3				
2- 2	0- 1	0- 1	HOME	1- 0	0- 0	1- 0				
0- 5	0- 0	0- 2	AWAY	0- 0	0- 0	0- 3				
2- 0	0- 0	0- 0	NEUTRAL	0- 0	0- 0	2- 0				
16- 2	1- 1	0- 0	CONFERENCE	2- 0	5- 1	8- 0				
7- 2	0- 1	0- 0	HOME	1- 0	2- 1	4- 0				
9- 0	1- 0	0- 0	AWAY	1- 0	3- 0	4- 0				
0- 0	0- 0	0- 0	NEUTRAL	0- 0	0- 0	0- 0				

RPI 1-25				RPI 26-50				RPI 51-100				Team's RPI: 69				RPI 101+			
RPI	S	Opponent	Score	RPI	S	Opponent	Score	RPI	S	Opponent	Score	RPI	S	Opponent	Score	RPI	S	Opponent	Score
13	H	Gonzaga	67 70	30	A	Missouri	61 65	74	H	Little Rock	48 44	139	A	Illinois St.	59 47				
16	A	Drake	85 79	40	H	South Dakota	74 85	88	A	UNI	63 58	139	H	Illinois St.	56 60				
16	H	Drake	61 70	47	A	Indiana	74 98	88	H	UNI	58 48	148	A	Southern Ill.	70 58				
												148	H	Southern Ill.	66 51				
												149	A	Bradley	68 56				
												149	H	Bradley	82 60				
												164	A	Santa Clara	73 77				
												172	N	Louisiana Tech	82 70				
												175	A	North Texas	76 83				
												217	H	Ball St.	74 54				
												238	N	SIUE	68 65				
												245	A	Indiana St.	76 66				
												245	H	Indiana St.	71 58				
												253	A	Loyola Chicago	85 58				
												253	H	Loyola Chicago	84 49				
												257	A	Wichita St.	60 63				
												307	A	Valparaiso	77 58				
												307	H	Valparaiso	108 63				
												331	A	Evansville	88 46				
												331	H	Evansville	88 66				
LAST 12 Division I GAMES:																			
245	A	Indiana St.	76 66	149	H	Bradley	82 60												
331	A	Evansville	88 46	139	H	Illinois St.	56 60												
16	H	Drake	61 70	148	A	Southern Ill.	70 58												
88	H	UNI	58 48	88	A	UNI	63 58												
253	A	Loyola Chicago	85 58	16	A	Drake	85 79												
307	A	Valparaiso	77 58	307	H	Valparaiso	108 63												

Non-Div I Games:

Missouri St.

■ Loss, 
■ Non-Conf, 
■ S Site, 
■ Home 
■ A Away 
N Neutral



[illegible]

### Non-Div I Games:



Average RPI Win:	207	WON-LOST	WINNING	LAST 10	STRENGTH OF	OPP. STRENGTH	TEAM	ADJ.	CONF.	ADJ CONF.
Average RPI Loss:	140	RECORD	PCT. RANK	GAMES	SCHEDULE	OF SCHEDULE	RPI	RPI	RPI	RPI
DIV. I ONLY	13- 16	206	0- 1	154	166	187	187	16	16	
DIV. I NON-CONF.	4- 4	162	0- 0	37	129	82	82	13	13	
TOTALS	RPI 1-25	RPI 26-50	W-L RECORDS	RPI 51-100	RPI 101-150	RPI 150+				
13- 16	0- 1	0- 1	OVERALL	2- 2	3- 7	8- 5				
9- 4	0- 0	0- 1	HOME	2- 0	3- 2	4- 1				
3- 11	0- 1	0- 0	AWAY	0- 2	0- 5	3- 3				
1- 1	0- 0	0- 0	NEUTRAL	0- 0	0- 0	1- 1				
4- 4	0- 1	0- 1	NON-CONFERENCE	1- 1	1- 1	2- 0				
2- 1	0- 0	0- 1	HOME	1- 0	1- 0	0- 0				
1- 3	0- 1	0- 0	AWAY	0- 1	0- 1	1- 0				
1- 0	0- 0	0- 0	NEUTRAL	0- 0	0- 0	1- 0				
9- 12	0- 0	0- 0	CONFERENCE	1- 1	2- 6	6- 5				
7- 3	0- 0	0- 0	HOME	1- 0	2- 2	4- 1				
2- 8	0- 0	0- 0	AWAY	0- 1	0- 4	2- 3				
0- 1	0- 0	0- 0	NEUTRAL	0- 0	0- 0	0- 1				

RPI 1-25					RPI 26-50					RPI 51-100					RPI 101+					Team's RPI: 187	
RPI	S	Opponent	Score		RPI	S	Opponent	Score		RPI	S	Opponent	Score		RPI	S	Opponent	Score			
13	A	Gonzaga	52	76	40	H	South Dakota	41	64	79	A	Arizona	51	100	107	A	Idaho St.	34	50		
										81	H	UC Davis	62	56	107	H	Idaho St.	60	59		
										84	A	Idaho	68	76	110	A	Portland St.	60	78		
										84	H	Idaho	82	79	110	H	Portland St.	73	70		
															125	H	Northern Ill.	86	70		
															128	A	Northern Colo.	61	79		
															128	H	Northern Colo.	62	73		
															133	A	Washington	54	69		
															147	A	Montana St.	52	74		
															147	H	Montana St.	71	75		
															181	A	Eastern Wash.	64	67		
															181	H	Eastern Wash.	62	68		
															193	N	Saint Francis (PA)	79	77		
															221	A	Northern Ariz.	65	82		
															221	H	Northern Ariz.	78	62		
															267	A	Sacramento St.	88	86		
															267	H	Sacramento St.	75	67		
															272	A	Southern Utah	56	71		
															272	H	Southern Utah	79	57		
															272	N	Southern Utah	56	64		
															313	A	Weber St.	72	60		
															313	H	Weber St.	64	56		
															342	A	Grand Canyon	69	47		
LAST 12 Division I GAMES:																					
					272	N	Southern Utah	56	64			272	A	Southern Utah	56	71					
					193	N	Saint Francis (PA)	79	77			128	A	Northern Colo.	61	79					
					81	H	UC Davis	62	56			147	H	Montana St.	71	75					
					267	H	Sacramento St.	75	67			107	H	Idaho St.	60	59					
					110	H	Portland St.	73	70			313	H	Weber St.	64	56					
					221	A	Northern Ariz.	65	82			181	A	Eastern Wash.	64	67					

Non-Div I Games: Providence (MT) 90 45

Montana

Loss, Non-Conf, S Site, H Home A Away N Neutral



Average RPI Win:	234	WON-LOST	WINNING	LAST 10	STRENGTH OF	OPP. STRENGTH	TEAM	ADJ.	CONF.	ADJ CONF.
Average RPI Loss:	97	RECORD	PCT. RANK	GAMES	SCHEDULE	OF SCHEDULE	RPI	RPI	RPI	RPI
DIV. I ONLY	15- 15	169	0- 1	124	155	147	147	16	16	
DIV. I NON-CONF.	4- 5	190	0- 0	50	59	103	103	13	13	
TOTALS	RPI 1-25	RPI 26-50	W-L RECORDS	RPI 51-100	RPI 101-150	RPI 150+				
15- 15	0- 1	0- 1	OVERALL	0- 5	2- 6	13- 2				
7- 6	0- 0	0- 1	HOME	0- 1	0- 3	7- 1				
7- 8	0- 1	0- 0	AWAY	0- 4	1- 2	6- 1				
1- 1	0- 0	0- 0	NEUTRAL	0- 0	1- 1	0- 0				
4- 5	0- 1	0- 1	NON-CONFERENCE	0- 3	1- 0	3- 0				
2- 1	0- 0	0- 1	HOME	0- 0	0- 0	2- 0				
1- 4	0- 1	0- 0	AWAY	0- 3	0- 0	1- 0				
1- 0	0- 0	0- 0	NEUTRAL	0- 0	1- 0	0- 0				
11- 10	0- 0	0- 0	CONFERENCE	0- 2	1- 6	10- 2				
5- 5	0- 0	0- 0	HOME	0- 1	0- 3	5- 1				
6- 4	0- 0	0- 0	AWAY	0- 1	1- 2	5- 1				
0- 1	0- 0	0- 0	NEUTRAL	0- 0	0- 1	0- 0				

RPI 1-25				RPI 26-50				RPI 51-100				RPI 101+				Team's RPI: 147	
RPI	S	Opponent	Score	RPI	S	Opponent	Score	RPI	S	Opponent	Score	RPI	S	Opponent	Score		
12	A	Marquette	52 100	26	H	South Dakota St.	67 88	59	A	TCU	49 71	107	A	Idaho St.	43 61		
								61	A	Wyoming	58 66	107	H	Idaho St.	49 62		
								62	A	SFA	53 60	110	A	Portland St.	53 55		
								84	A	Idaho	65 90	110	H	Portland St.	55 68		
								84	H	Idaho	66 82	110	N	Portland St.	56 68		
												128	A	Northern Colo.	79 66		
												128	H	Northern Colo.	73 84		
												137	N	Delaware	69 60		
												163	A	Texas St.	67 59		
												181	A	Eastern Wash.	61 47		
												181	H	Eastern Wash.	87 89		
												187	A	Montana	75 71		
												187	H	Montana	74 52		
												221	A	Northern Ariz.	72 76		
												221	H	Northern Ariz.	80 70		
												267	A	Sacramento St.	69 53		
												267	H	Sacramento St.	64 58		
												272	A	Southern Utah	70 55		
												272	H	Southern Utah	69 64		
												273	H	Long Beach St.	85 62		
												313	A	Weber St.	66 59		
												313	H	Weber St.	72 59		
												326	H	Omaha	59 56		
LAST 12 Division I GAMES:																	
				110	N	Portland St.	56 68					187	A	Montana	75 71		
				163	A	Texas St.	67 59					313	H	Weber St.	72 59		
				110	H	Portland St.	55 68					107	H	Idaho St.	49 62		
				267	H	Sacramento St.	64 58					84	A	Idaho	65 90		
				272	A	Southern Utah	70 55					181	A	Eastern Wash.	61 47		
				221	A	Northern Ariz.	72 76					128	H	Northern Colo.	73 84		

Non-Div I Games: Carroll (MT) 64 48

Montana St.

Loss, Non-Conf, S Site, H Home A Away N Neutral



Average RPI Win: <b>250</b>	WON-LOST	WINNING	LAST 10	STRENGTH OF	OPP. STRENGTH	TEAM	ADJ.	CONF.	ADJ CONF.
Average RPI Loss: <b>140</b>	RECORD	PCT. RANK	GAMES	SCHEDULE	OF SCHEDULE	RPI	RPI	RPI	RPI
DIV. I ONLY	21- 10	75	1- 1	231	282	129	129	22	22
DIV. I NON-CONF.	7- 4	108	0- 0	193	295	120	120	22	22
TOTALS	RPI 1-25	RPI 26-50	W-L RECORDS	RPI 51-100	RPI 101-150	RPI 150+			
21- 10	0- 2	0- 2	OVERALL	1- 0	3- 1	17- 5			
11- 3	0- 0	0- 1	HOME	0- 0	2- 0	9- 2			
9- 6	0- 2	0- 1	AWAY	1- 0	1- 0	7- 3			
1- 1	0- 0	0- 0	NEUTRAL	0- 0	0- 1	1- 0			
7- 4	0- 2	0- 0	NON-CONFERENCE	1- 0	0- 0	6- 2			
4- 1	0- 0	0- 0	HOME	0- 0	0- 0	4- 1			
3- 3	0- 2	0- 0	AWAY	1- 0	0- 0	2- 1			
0- 0	0- 0	0- 0	NEUTRAL	0- 0	0- 0	0- 0			
14- 6	0- 0	0- 2	CONFERENCE	0- 0	3- 1	11- 3			
7- 2	0- 0	0- 1	HOME	0- 0	2- 0	5- 1			
6- 3	0- 0	0- 1	AWAY	0- 0	1- 0	5- 2			
1- 1	0- 0	0- 0	NEUTRAL	0- 0	0- 1	1- 0			

RPI 1-25				RPI 26-50				RPI 51-100				RPI 101+ Team's RPI: 129			
RPI	S	Opponent	Score	RPI	S	Opponent	Score	RPI	S	Opponent	Score	RPI	S	Opponent	Score
2	A	Baylor	58 <b>96</b>	45	A	Belmont	50 <b>77</b>	88	A	Radford	79 72	111	H	UT Martin	85 75
22	A	Kentucky	57 <b>87</b>	45	H	Belmont	57 <b>77</b>					111	N	UT Martin	58 <b>68</b>
												146	A	Tennessee Tech	73 70
												146	H	Tennessee Tech	77 56
												193	A	Saint Francis (PA)	83 <b>89</b>
												195	A	N.C. A&T	72 67
												213	A	Jacksonville St.	57 <b>68</b>
												213	H	Jacksonville St.	66 55
												213	N	Jacksonville St.	77 60
												238	A	SIUE	73 67
												242	A	Gardner-Webb	84 69
												243	H	Southeast Mo. St.	82 54
												247	H	St. Francis Brooklyn	94 <b>101</b>
												259	A	Austin Peay	80 <b>81</b>
												259	H	Austin Peay	75 <b>84</b>
												262	A	Murray St.	83 61
												262	H	Murray St.	80 71
												295	A	Eastern Ill.	67 57
												304	A	Tennessee St.	85 62
												304	H	Tennessee St.	71 55
												307	H	Valparaiso	68 62
												330	H	Lipscomb	79 44
												331	H	Evansville	85 63
												333	A	Eastern Ky.	64 61
												333	H	Eastern Ky.	68 52
												348	H	Chicago St.	104 68
LAST 12 Division I GAMES:															
				213	N	Jacksonville St.	77 60					333	H	Eastern Ky.	68 52
				111	N	UT Martin	58 <b>68</b>					259	H	Austin Peay	75 <b>84</b>
				333	A	Eastern Ky.	64 61					45	H	Belmont	57 <b>77</b>
				262	H	Murray St.	80 71					304	H	Tennessee St.	71 55
				146	A	Tennessee Tech	73 70					295	A	Eastern Ill.	67 57
				213	A	Jacksonville St.	57 <b>68</b>					238	A	SIUE	73 67

Non-Div I Games: Alice Lloyd 121 56 Ky. Christian 119 28

Morehead St.

■ Loss, 
 ■ Non-Conf, 
 ■ S Site, 
 ■ Home 
 ■ A Away 
 N Neutral



RPI 1-25			
RPI	S	Opponent	Score
14	N	Maryland	44 68
RPI 26-50			
RPI	S	Opponent	Score
46	A	Michigan	47 70
RPI 51-100			
RPI	S	Opponent	Score
62	A	SFA	42 69
78	A	West Virginia	37 72
97	A	Western Ky.	43 90
Team's RPI: 311			
RPI	S	Opponent	Score
102	A	Hartford	59 80
112	N	Georgia	33 60
195	A	N.C. A&T	29 62
203	A	UMES	57 53
203	H	UMES	68 73
220	H	Bethune-Cookman	69 73
232	A	Howard	56 79
232	H	Howard	62 74
259	H	Norfolk St.	49 64
275	N	Niagara	57 67
299	A	South Carolina St.	63 61
299	H	South Carolina St.	62 51
303	H	UMBC	68 73
314	A	Coppin St.	74 57
314	H	Coppin St.	70 47
314	N	Coppin St.	48 50
323	A	FIU	50 59
327	H	UMass Lowell	61 49
328	H	Central Conn. St.	36 60
335	A	N.C. Central	65 62
340	A	Delaware St.	57 62
345	A	Savannah St.	35 53
345	H	Savannah St.	63 47
346	H	Florida A&M	75 71
LAST 12 Division I GAMES:			
314	N	Coppin St.	48 50
275	N	Niagara	57 67
314	H	Coppin St.	70 47
203	A	UMES	57 53
340	A	Delaware St.	57 62
232	H	Howard	62 74
259	H	Norfolk St.	49 64
345	A	Savannah St.	35 53
299	A	South Carolina St.	63 61
314	A	Coppin St.	74 57
346	H	Florida A&M	75 71
220	H	Bethune-Cookman	69 73

Washington Adventis60 43

Page 196



## Mt. St. Mary's

Through Games Of March 14, 2019

Average RPI Win:	265	WON-LOST	WINNING	LAST 10	STRENGTH OF	OPP. STRENGTH	TEAM	ADJ.	CONF.	ADJ CONF.
Average RPI Loss:	204	RECORD	PCT. RANK	GAMES	SCHEDULE	OF SCHEDULE	RPI	RPI	RPI	RPI
DIV. I ONLY	14- 16	192	1- 0	260	345	222	222	31	31	
DIV. I NON-CONF.	5- 5	162	0- 0	106	273	110	110	31	31	
TOTALS	RPI 1-25	RPI 26-50	W-L RECORDS	RPI 51-100	RPI 101-150	RPI 150+				
14- 16	0- 0	0- 1	OVERALL	1- 1	1- 1	12- 13				
8- 4	0- 0	0- 0	HOME	1- 0	1- 0	6- 4				
6- 12	0- 0	0- 1	AWAY	0- 1	0- 1	6- 9				
0- 0	0- 0	0- 0	NEUTRAL	0- 0	0- 0	0- 0				
5- 5	0- 0	0- 1	NON-CONFERENCE	1- 1	1- 1	3- 2				
2- 1	0- 0	0- 0	HOME	1- 0	1- 0	0- 1				
3- 4	0- 0	0- 1	AWAY	0- 1	0- 1	3- 1				
0- 0	0- 0	0- 0	NEUTRAL	0- 0	0- 0	0- 0				
9- 11	0- 0	0- 0	CONFERENCE	0- 0	0- 0	9- 11				
6- 3	0- 0	0- 0	HOME	0- 0	0- 0	6- 3				
3- 8	0- 0	0- 0	AWAY	0- 0	0- 0	3- 8				
0- 0	0- 0	0- 0	NEUTRAL	0- 0	0- 0	0- 0				

RPI 1-25			RPI 26-50			RPI 51-100			RPI 101+			Team's RPI: 222
RPI	S	Opponent	Score	RPI	S	Opponent	Score	RPI	S	Opponent	Score	
				46	A	Michigan	40 88	73	A	Virginia Tech	51 83	122 H Towson 87 78
								88	H	Radford	89 77	134 A Duquesne 64 73
												171 A Rider 67 85
												179 A Robert Morris 65 69
												179 A Robert Morris 58 70
												179 H Robert Morris 61 55
												192 A Sacred Heart 41 76
												192 H Sacred Heart 46 53
												193 A Saint Francis (PA) 66 68
												193 H Saint Francis (PA) 72 83
												203 H UMES 73 86
												242 A Gardner-Webb 69 62
												247 A St. Francis Brooklyn 65 69
												247 A St. Francis Brooklyn 80 74
												247 H St. Francis Brooklyn 78 75
												268 A Loyola Maryland 77 67
												294 A Bryant 59 77
												294 H Bryant 68 73
												303 A UMBC 65 52
												319 A Wagner 76 92
												319 H Wagner 81 66
												328 A Central Conn. St. 61 44
												328 H Central Conn. St. 84 53
												344 A Fairleigh Dickinson 63 47
												344 H Fairleigh Dickinson 62 57
												351 A LIU Brooklyn 61 71
LAST 12 Division I GAMES:												
				247	A	St. Francis Brooklyn	80 74					294 A Bryant 59 77
				179	A	Robert Morris	65 69					319 H Wagner 81 66
				192	H	Sacred Heart	46 53					179 H Robert Morris 61 55
				247	A	St. Francis Brooklyn	65 69					351 A LIU Brooklyn 61 71
				344	H	Fairleigh Dickinson	62 57					192 A Sacred Heart 41 76
				328	A	Central Conn. St.	61 44					193 H Saint Francis (PA) 72 83

Non-Div I Games: Washington Col. 74 50

Mt. St. Mary's

Loss, Non-Conf, S Site, H Home A Away N Neutral



RPI	S	Opponent	Score
351	H	LIU Brooklyn	61 45

Mt. St. Mary's

M  
t  
.  
S  
t  
.  
M  
a  
r  
y  
'  
s

M  
t  
.  
S  
t  
.  
M  
a  
r  
y  
'  
s



Average RPI Win: <b>266</b>	WON-LOST	WINNING	LAST 10	STRENGTH OF	OPP. STRENGTH	TEAM	ADJ.	CONF.	ADJ CONF.
Average RPI Loss: <b>164</b>	RECORD	PCT. RANK	GAMES	SCHEDULE	OF SCHEDULE	RPI	RPI	RPI	RPI
DIV. I ONLY	11- 17	233	0- 1	268	241	262	262	22	22
DIV. I NON-CONF.	2- 7	288	0- 0	271	139	323	323	22	22
TOTALS	RPI 1-25	RPI 26-50	W-L RECORDS	RPI 51-100	RPI 101-150	RPI 150+			
11- 17	0- 1	0- 1	OVERALL	0- 2	1- 6	10- 7			
8- 5	0- 0	0- 1	HOME	0- 0	1- 2	7- 2			
3- 11	0- 1	0- 0	AWAY	0- 2	0- 3	3- 5			
0- 1	0- 0	0- 0	NEUTRAL	0- 0	0- 1	0- 0			
2- 7	0- 1	0- 0	NON-CONFERENCE	0- 2	0- 1	2- 3			
2- 2	0- 0	0- 0	HOME	0- 0	0- 1	2- 1			
0- 5	0- 1	0- 0	AWAY	0- 2	0- 0	0- 2			
0- 0	0- 0	0- 0	NEUTRAL	0- 0	0- 0	0- 0			
9- 10	0- 0	0- 1	CONFERENCE	0- 0	1- 5	8- 4			
6- 3	0- 0	0- 1	HOME	0- 0	1- 1	5- 1			
3- 6	0- 0	0- 0	AWAY	0- 0	0- 3	3- 3			
0- 1	0- 0	0- 0	NEUTRAL	0- 0	0- 1	0- 0			

RPI 1-25				RPI 26-50				RPI 51-100				RPI 101+ Team's RPI: 262			
RPI	S	Opponent	Score	RPI	S	Opponent	Score	RPI	S	Opponent	Score	RPI	S	Opponent	Score
22	A	Kentucky	49 <b>88</b>	45	H	Belmont	58 <b>65</b>	57	A	Tennessee	77 <b>98</b>	111	A	UT Martin	67 <b>75</b>
								75	A	Butler	65 <b>86</b>	111	H	UT Martin	76 73
												111	N	UT Martin	56 <b>77</b>
												129	A	Morehead St.	71 <b>80</b>
												129	H	Morehead St.	61 <b>83</b>
												146	A	Tennessee Tech	65 <b>74</b>
												148	H	Southern Ill.	59 <b>65</b>
												188	A	Arkansas St.	63 <b>74</b>
												213	A	Jacksonville St.	64 59
												225	A	Illinois	52 <b>84</b>
												238	A	SIUE	54 <b>71</b>
												238	H	SIUE	81 75
												243	A	Southeast Mo. St.	64 59
												243	H	Southeast Mo. St.	82 74
												259	A	Austin Peay	56 <b>59</b>
												259	H	Austin Peay	77 72
												295	A	Eastern Ill.	67 <b>75</b>
												295	H	Eastern Ill.	60 51
												301	H	Alabama A&M	53 <b>59</b>
												304	H	Tennessee St.	61 <b>65</b>
												330	H	Lipscomb	97 61
												331	H	Evansville	81 53
												333	A	Eastern Ky.	76 63
												333	H	Eastern Ky.	81 63
LAST 12 Division I GAMES:															
				111	N	UT Martin	56 <b>77</b>	333	A	Eastern Ky.	76 63				
				259	H	Austin Peay	77 72	238	H	SIUE	81 75				
				129	A	Morehead St.	71 <b>80</b>	295	H	Eastern Ill.	60 51				
				243	H	Southeast Mo. St.	82 74	146	A	Tennessee Tech	65 <b>74</b>				
				111	H	UT Martin	76 73	213	A	Jacksonville St.	64 59				
				259	A	Austin Peay	56 <b>59</b>	304	H	Tennessee St.	61 <b>65</b>				

Non-Div I Games: Oakland City 113 55 Bethel (TN) 86 50

Murray St.

■ Loss, 
 ■ Non-Conf, 
 ■ S Site, 
 ■ Home 
 ■ A Away 
 N Neutral



Average RPI Win:	300	WON-LOST	WINNING	LAST 10	STRENGTH OF	OPP. STRENGTH	TEAM	ADJ.	CONF.	ADJ CONF.
Average RPI Loss:	156	RECORD	PCT. RANK	GAMES	SCHEDULE	OF SCHEDULE	RPI	RPI	RPI	RPI
DIV. I ONLY	19- 9	73	1- 0	345	321	195	195	32	32	
DIV. I NON-CONF.	2- 9	297	0- 0	295	126	312	312	32	32	
TOTALS	RPI 1-25	RPI 26-50	W-L RECORDS	RPI 51-100	RPI 101-150	RPI 150+				
19- 9	0- 0	0- 0	OVERALL	0- 3	0- 2	19- 4				
8- 3	0- 0	0- 0	HOME	0- 1	0- 1	8- 1				
10- 4	0- 0	0- 0	AWAY	0- 1	0- 0	10- 3				
1- 2	0- 0	0- 0	NEUTRAL	0- 1	0- 1	1- 0				
2- 9	0- 0	0- 0	NON-CONFERENCE	0- 3	0- 2	2- 4				
0- 3	0- 0	0- 0	HOME	0- 1	0- 1	0- 1				
2- 4	0- 0	0- 0	AWAY	0- 1	0- 0	2- 3				
0- 2	0- 0	0- 0	NEUTRAL	0- 1	0- 1	0- 0				
17- 0	0- 0	0- 0	CONFERENCE	0- 0	0- 0	17- 0				
8- 0	0- 0	0- 0	HOME	0- 0	0- 0	8- 0				
8- 0	0- 0	0- 0	AWAY	0- 0	0- 0	8- 0				
1- 0	0- 0	0- 0	NEUTRAL	0- 0	0- 0	1- 0				

RPI S	Opponent	Score	RPI S	Opponent	Score	RPI S	Opponent	Score	RPI S	Opponent	Score	Team's RPI: 195
						60 N	Maine	52 58	129 H	Morehead St.	67 72	
						92 H	VCU	48 54	135 N	Yale	49 59	
						98 A	Virginia	57 67	162 H	Akron	36 49	
									203 A	UMES	51 49	
									203 H	UMES	70 58	
									220 A	Bethune-Cookman	72 48	
									232 A	Howard	63 58	
									237 A	Elon	64 73	
									240 A	ETSU	56 61	
									255 A	Navy	49 72	
									259 A	Norfolk St.	49 44	
									299 A	South Carolina St.	58 44	
									299 H	South Carolina St.	59 52	
									305 A	Fla. Atlantic	67 65	
									311 H	Morgan St.	62 29	
									314 H	Coppin St.	66 42	
									335 A	N.C. Central	52 49	
									335 H	N.C. Central	86 52	
									335 N	N.C. Central	79 49	
									340 A	Delaware St.	67 47	
									340 H	Delaware St.	72 49	
									341 A	Western Caro.	69 51	
									345 H	Savannah St.	73 69	
									346 A	Florida A&M	56 48	
									346 H	Florida A&M	77 53	
LAST 12 Division I GAMES:												
			335 N	N.C. Central	79 49		259 A	Norfolk St.	49 44			
			135 N	Yale	49 59		232 A	Howard	63 58			
			335 H	N.C. Central	86 52		203 H	UMES	70 58			
			346 H	Florida A&M	77 53		340 H	Delaware St.	72 49			
			345 H	Savannah St.	73 69		220 A	Bethune-Cookman	72 48			
			299 H	South Carolina St.	59 52		346 A	Florida A&M	56 48			

Non-Div I Games: Winston-Salem 60 56 Johnson C. Smith 50 53

N.C. A&amp;T

Loss, Non-Conf, S Site, H Home A Away N Neutral



WON-LOST				STRENGTH OF		OPP. STRENGTH		TEAM		CONF.		ADJ CONF.	
Average RPI Win:	324	WON-LOST	WINNING	LAST 10	SCHEDULE	OF SCHEDULE	RPI	ADJ. RPI	RPI	RPI	RPI	RPI	RPI
Average RPI Loss:	220	RECORD	PCT. RANK	GAMES									
DIV. I ONLY	8- 22	290	1- 0	333	348	335	335	32	32				
DIV. I NON-CONF.	2- 10	311	0- 0	284	269	340	340	32	32				
TOTALS	RPI 1-25	RPI 26-50	W-L RECORDS	RPI 51-100	RPI 101-150	RPI 150+							
8- 22	0- 1	0- 0	OVERALL	0- 0	0- 3	8- 18							
5- 9	0- 0	0- 0	HOME	0- 0	0- 1	5- 8							
2- 11	0- 1	0- 0	AWAY	0- 0	0- 2	2- 8							
1- 2	0- 0	0- 0	NEUTRAL	0- 0	0- 0	1- 2							
2- 10	0- 1	0- 0	NON-CONFERENCE	0- 0	0- 3	2- 6							
2- 4	0- 0	0- 0	HOME	0- 0	0- 1	2- 3							
0- 5	0- 1	0- 0	AWAY	0- 0	0- 2	0- 2							
0- 1	0- 0	0- 0	NEUTRAL	0- 0	0- 0	0- 1							
6- 12	0- 0	0- 0	CONFERENCE	0- 0	0- 0	6- 12							
3- 5	0- 0	0- 0	HOME	0- 0	0- 0	3- 5							
2- 6	0- 0	0- 0	AWAY	0- 0	0- 0	2- 6							
1- 1	0- 0	0- 0	NEUTRAL	0- 0	0- 0	1- 1							

RPI 1-25					
RPI	S	Opponent	Score		
7	A	Iowa	39	106	
RPI 26-50					
RPI	S	Opponent	Score		
RPI 51-100					
RPI	S	Opponent	Score		
RPI 101+ Team's RPI: 335					
RPI	S	Opponent	Score		
113	A	High Point	69	80	
123	H	UNCW	82	89	
143	A	Georgia St.	54	65	
176	H	Coastal Caro.	66	89	
195	A	N.C. A&T	52	86	
195	H	N.C. A&T	49	52	
195	N	N.C. A&T	49	79	
203	A	UMES	49	59	
203	H	UMES	61	69	
220	A	Bethune-Cookman	54	72	
220	H	Bethune-Cookman	50	67	
231	A	Memphis	56	77	
232	A	Howard	70	80	
237	H	Elon	54	83	
254	H	Wofford	66	59	
259	A	Norfolk St.	48	62	
292	N	Kennesaw St.	54	78	
299	H	South Carolina St.	60	72	
306	A	Winthrop	41	66	
308	H	UNC Greensboro	66	57	
311	H	Morgan St.	62	65	
314	H	Coppin St.	62	57	
340	A	Delaware St.	61	71	
340	H	Delaware St.	65	64	
340	N	Delaware St.	80	64	
343	H	USC Upstate	63	82	
LAST 12 Division I GAMES:					
340	N	Delaware St.	80	64	
195	N	N.C. A&T	49	79	
195	A	N.C. A&T	52	86	
299	H	South Carolina St.	60	72	
345	H	Savannah St.	77	65	
232	A	Howard	70	80	
259	A	Norfolk St.	48	62	
340	H	Delaware St.	65	64	
203	H	UMES	61	69	
346	A	Florida A&M	64	57	
220	A	Bethune-Cookman	54	72	
345	A	Savannah St.	71	67	

Non-Div I Games:	Wilberforce	55	49
------------------	-------------	----	----

N.C. Central

Loss, Non-Conf, S Site, H Home A Away N Neutral



RPI	S	Opponent	Score	
345	A	Savannah St.	71	67
345	H	Savannah St.	77	65
346	A	Florida A&M	64	57

N  
.  
C  
.  
C  
e  
n  
t  
r  
a  
l

N  
.  
C  
.  
C  
e  
n  
t  
r  
a  
l

N.C. Central



NC State				STRENGTH OF		OPP. STRENGTH	TEAM	ADJ.	CONF.	ADJ CONF.
Average RPI Win:	96	WON-LOST	WINNING	LAST 10	SCHEDULE	OF SCHEDULE	RPI	RPI	RPI	RPI
Average RPI Loss:	13	RECORD	PCT. RANK	GAMES						
DIV. I ONLY	26- 5	15	1- 0	15	7	9	9	1	1	
DIV. I NON-CONF.	13- 0	1	0- 0	38	58	7	7	1	1	
TOTALS	RPI 1-25	RPI 26-50	W-L RECORDS	RPI 51-100	RPI 101-150	RPI 150+				
26- 5	3- 4	5- 1	OVERALL	8- 0	3- 0	7- 0				
15- 2	1- 1	3- 1	HOME	5- 0	2- 0	4- 0				
8- 2	1- 2	1- 0	AWAY	3- 0	1- 0	2- 0				
3- 1	1- 1	1- 0	NEUTRAL	0- 0	0- 0	1- 0				
13- 0	0- 0	3- 0	NON-CONFERENCE	4- 0	1- 0	5- 0				
9- 0	0- 0	2- 0	HOME	3- 0	1- 0	3- 0				
2- 0	0- 0	0- 0	AWAY	1- 0	0- 0	1- 0				
2- 0	0- 0	1- 0	NEUTRAL	0- 0	0- 0	1- 0				
13- 5	3- 4	2- 1	CONFERENCE	4- 0	2- 0	2- 0				
6- 2	1- 1	1- 1	HOME	2- 0	1- 0	1- 0				
6- 2	1- 2	1- 0	AWAY	2- 0	1- 0	1- 0				
1- 1	1- 1	0- 0	NEUTRAL	0- 0	0- 0	0- 0				

RPI 1-25				RPI 26-50				RPI 51-100				RPI 101+			
RPI	S	Opponent	Score	RPI	S	Opponent	Score	RPI	S	Opponent	Score	RPI	S	Opponent	Score
1	H	Notre Dame	72 95	37	A	North Carolina	74 69	60	H	Maine	84 46	108	H	Old Dominion	85 56
3	A	Louisville	62 92	37	H	North Carolina	51 64	66	A	Georgia Tech	68 60	127	H	Pittsburgh	63 34
3	N	Louisville	68 78	43	N	Michigan St.	78 74	68	A	Georgetown	76 65	132	A	Boston College	85 69
10	A	Syracuse	77 73	45	H	Belmont	77 62	73	H	Virginia Tech	70 61	151	A	Wake Forest	59 50
18	H	Miami (FL)	70 68	46	H	Michigan	66 55	77	H	Duke	63 51	151	H	Wake Forest	80 46
21	A	Florida St.	70 75	49	H	Clemson	54 51	82	H	Kent St.	78 61	153	H	Davidson	75 45
21	N	Florida St.	69 62					88	H	Radford	75 58	168	A	Chattanooga	78 58
								98	A	Virginia	66 38	202	H	Hampton	83 51
												209	H	Vanderbilt	74 54
												218	N	George Washington	69 61
LAST 12 Division I GAMES:															
21	N	Florida St.	69 62	1	H	Notre Dame	72 95								
3	N	Louisville	68 78	10	A	Syracuse	77 73								
18	H	Miami (FL)	70 68	21	A	Florida St.	70 75								
3	A	Louisville	62 92	37	H	North Carolina	51 64								
37	A	North Carolina	74 69	151	A	Wake Forest	59 50								
151	H	Wake Forest	80 46	66	A	Georgia Tech	68 60								

Non-Div I Games:

NC State

■ Loss, 
 ■ Non-Conf, 
 ■ S Site, 
 ■ H Home 
 ■ A Away 
 N Neutral



Average RPI Win:	315	WON-LOST	WINNING	LAST 10	STRENGTH OF	OPP. STRENGTH	TEAM	ADJ.	CONF.	ADJ CONF.
Average RPI Loss:	189	RECORD	PCT. RANK	GAMES	SCHEDULE	OF SCHEDULE	RPI	RPI	RPI	RPI
DIV. I ONLY	6- 24	320	0- 1	262	303	325	325	24	24	
DIV. I NON-CONF.	3- 10	278	0- 0	280	342	316	316	26	26	
TOTALS	RPI 1-25	RPI 26-50	W-L RECORDS	RPI 51-100	RPI 101-150	RPI 150+				
6- 24	0- 0	0- 0	OVERALL	0- 6	0- 1	6- 17				
3- 10	0- 0	0- 0	HOME	0- 2	0- 1	3- 7				
3- 14	0- 0	0- 0	AWAY	0- 4	0- 0	3- 10				
0- 0	0- 0	0- 0	NEUTRAL	0- 0	0- 0	0- 0				
3- 10	0- 0	0- 0	NON-CONFERENCE	0- 3	0- 1	3- 6				
1- 4	0- 0	0- 0	HOME	0- 1	0- 1	1- 2				
2- 6	0- 0	0- 0	AWAY	0- 2	0- 0	2- 4				
0- 0	0- 0	0- 0	NEUTRAL	0- 0	0- 0	0- 0				
3- 14	0- 0	0- 0	CONFERENCE	0- 3	0- 0	3- 11				
2- 6	0- 0	0- 0	HOME	0- 1	0- 0	2- 5				
1- 8	0- 0	0- 0	AWAY	0- 2	0- 0	1- 6				
0- 0	0- 0	0- 0	NEUTRAL	0- 0	0- 0	0- 0				

RPI S	Opponent	Score	RPI S	Opponent	Score	RPI S	Opponent	Score	RPI S	Opponent	Score	Team's RPI: 325
						58	A Penn	42 85	102	H Hartford	53 84	
						64	A FGCU	42 61	171	A Rider	46 67	
						64	A FGCU	45 58	184	A Liberty	47 58	
						64	H FGCU	35 67	184	H Liberty	39 58	
						78	A West Virginia	50 95	200	A North Ala.	60 72	
						82	H Kent St.	40 57	200	H North Ala.	54 77	
									208	A Stetson	48 74	
									208	H Stetson	47 56	
									232	A Howard	57 77	
									233	A Jacksonville	55 69	
									233	H Jacksonville	56 61	
									234	A North Florida	46 54	
									234	H North Florida	59 78	
									243	H Southeast Mo. St.	58 68	
									248	A Colgate	71 53	
									280	H Vermont	63 71	
									292	A Kennesaw St.	47 70	
									292	H Kennesaw St.	66 60	
									330	A Lipscomb	69 53	
									330	H Lipscomb	80 67	
									341	H Western Caro.	79 71	
									344	A Fairleigh Dickinson	43 64	
									347	A Saint Peter's	57 70	
									351	A LIU Brooklyn	72 51	
LAST 12 Division I GAMES:												
64	A FGCU	45 58	234	H North Florida	59 78							
234	A North Florida	46 54	64	A FGCU	42 61							
184	H Liberty	39 58	292	A Kennesaw St.	47 70							
330	A Lipscomb	69 53	184	A Liberty	47 58							
233	A Jacksonville	55 69	64	H FGCU	35 67							
208	H Stetson	47 56	200	H North Ala.	54 77							

Non-Div I Games:

NJIT

■ Loss, 
 ■ Non-Conf, 
 ■ S Site, 
 ■ H Home 
 ■ A Away 
 N Neutral



Average RPI Win: <b>240</b>	WON-LOST	WINNING	LAST 10	STRENGTH OF	OPP. STRENGTH	TEAM	ADJ.	CONF.	ADJ CONF.
Average RPI Loss: <b>172</b>	RECORD	PCT. RANK	GAMES	SCHEDULE	OF SCHEDULE	RPI	RPI	RPI	RPI
DIV. I ONLY	<b>9- 19</b>	<b>267</b>	<b>0- 1</b>	<b>178</b>	<b>257</b>	<b>255</b>	<b>255</b>	<b>18</b>	<b>18</b>
DIV. I NON-CONF.	<b>4- 5</b>	<b>190</b>	<b>0- 0</b>	<b>128</b>	<b>326</b>	<b>174</b>	<b>174</b>	<b>21</b>	<b>21</b>
TOTALS	RPI 1-25	RPI 26-50	W-L RECORDS	RPI 51-100	RPI 101-150	RPI 150+			
9- 19	0- 0	0- 2	OVERALL	0- 3	0- 3	9- 11			
5- 8	0- 0	0- 1	HOME	0- 2	0- 2	5- 3			
4- 11	0- 0	0- 1	AWAY	0- 1	0- 1	4- 8			
0- 0	0- 0	0- 0	NEUTRAL	0- 0	0- 0	0- 0			
4- 5	0- 0	0- 0	NON-CONFERENCE	0- 1	0- 1	4- 3			
2- 2	0- 0	0- 0	HOME	0- 1	0- 1	2- 0			
2- 3	0- 0	0- 0	AWAY	0- 0	0- 0	2- 3			
0- 0	0- 0	0- 0	NEUTRAL	0- 0	0- 0	0- 0			
5- 14	0- 0	0- 2	CONFERENCE	0- 2	0- 2	5- 8			
3- 6	0- 0	0- 1	HOME	0- 1	0- 1	3- 3			
2- 8	0- 0	0- 1	AWAY	0- 1	0- 1	2- 5			
0- 0	0- 0	0- 0	NEUTRAL	0- 0	0- 0	0- 0			

RPI 1-25				RPI 26-50				RPI 51-100				RPI 101+				Team's RPI: 255	
RPI	S	Opponent	Score	RPI	S	Opponent	Score	RPI	S	Opponent	Score	RPI	S	Opponent	Score		
				42	A	Bucknell	48 90	58	H	Penn	61 65	116	H	Marist	48 72		
				42	H	Bucknell	43 77	72	A	American	44 69	126	A	Lehigh	55 66		
								72	H	American	45 58	126	H	Lehigh	38 56		
												171	A	Rider	66 60		
												173	A	Holy Cross	44 47		
												173	H	Holy Cross	54 47		
												174	A	Boston U.	55 66		
												174	H	Boston U.	35 49		
												177	A	Colorado	43 59		
												195	H	N.C. A&T	72 49		
												215	A	Monmouth	67 68		
												236	H	Saint Joseph's	49 48		
												248	A	Colgate	62 49		
												248	H	Colgate	67 52		
												259	A	Norfolk St.	58 65		
												268	A	Loyola Maryland	58 46		
												268	A	Loyola Maryland	45 58		
												268	H	Loyola Maryland	50 55		
												290	A	Army West Point	52 55		
												290	H	Army West Point	48 60		
												297	A	Air Force	54 47		
												320	A	Lafayette	42 55		
												320	H	Lafayette	65 53		
LAST 12 Division I GAMES:																	
				268	A	Loyola Maryland	45 58	290	H	Army West Point	48 60						
				72	A	American	44 69	173	A	Holy Cross	44 47						
				268	H	Loyola Maryland	50 55	248	H	Colgate	67 52						
				42	A	Bucknell	48 90	126	A	Lehigh	55 66						
				174	A	Boston U.	55 66	42	H	Bucknell	43 77						
				320	H	Lafayette	65 53	174	H	Boston U.	35 49						

Non-Div I Games: Catholic

81 36

Navy



## Nebraska

Through Games Of March 14, 2019

Average RPI Win:	<b>143</b>	WON-LOST	WINNING	LAST 10	STRENGTH OF	OPP. STRENGTH	TEAM	ADJ.	CONF.	ADJ CONF.
Average RPI Loss:	<b>57</b>	RECORD	PCT. RANK	GAMES	SCHEDULE	OF SCHEDULE	RPI	RPI	RPI	RPI
DIV. I ONLY	<b>14- 16</b>	<b>192</b>	<b>0- 1</b>	<b>25</b>	<b>35</b>	<b>95</b>	<b>95</b>	<b>4</b>	<b>4</b>	
DIV. I NON-CONF.	<b>5- 6</b>	<b>177</b>	<b>0- 0</b>	<b>99</b>	<b>21</b>	<b>146</b>	<b>146</b>	<b>6</b>	<b>6</b>	
TOTALS	RPI 1-25	RPI 26-50	W-L RECORDS	RPI 51-100	RPI 101-150	RPI 150+				
14- 16	0- 7	2- 3	OVERALL	3- 3	4- 1	5- 2				
8- 6	0- 3	2- 2	HOME	1- 0	1- 1	4- 0				
5- 9	0- 4	0- 1	AWAY	1- 2	3- 0	1- 2				
1- 1	0- 0	0- 0	NEUTRAL	1- 1	0- 0	0- 0				
5- 6	0- 3	0- 0	NON-CONFERENCE	1- 2	0- 0	4- 1				
4- 1	0- 1	0- 0	HOME	0- 0	0- 0	4- 0				
0- 5	0- 2	0- 0	AWAY	0- 2	0- 0	0- 1				
1- 0	0- 0	0- 0	NEUTRAL	1- 0	0- 0	0- 0				
9- 10	0- 4	2- 3	CONFERENCE	2- 1	4- 1	1- 1				
4- 5	0- 2	2- 2	HOME	1- 0	1- 1	0- 0				
5- 4	0- 2	0- 1	AWAY	1- 0	3- 0	1- 1				
0- 1	0- 0	0- 0	NEUTRAL	0- 1	0- 0	0- 0				

RPI 1-25				RPI 26-50				RPI 51-100 Team's RPI: 95				RPI 101+			
RPI	S	Opponent	Score	RPI	S	Opponent	Score	RPI	S	Opponent	Score	RPI	S	Opponent	Score
3	A	Louisville	68 <b>85</b>	28	H	Rutgers	56 <b>62</b>	65	A	Arkansas	80 <b>84</b>	101	A	Ohio St.	78 69
7	A	Iowa	71 <b>77</b>	43	H	Michigan St.	82 71	87	A	Purdue	84 64	106	H	Minnesota	63 57
7	H	Iowa	58 <b>74</b>	46	A	Michigan	61 <b>67</b>	87	H	Purdue	67 61	115	A	Northwestern	71 64
14	A	Maryland	63 <b>89</b>	46	H	Michigan	70 56	87	N	Purdue	71 <b>75</b>	115	H	Northwestern	54 <b>58</b>
14	H	Maryland	63 <b>81</b>	47	H	Indiana	78 <b>82</b>	88	N	Radford	77 39	145	A	Penn St.	79 74
16	H	Drake	77 <b>83</b>					93	A	Creighton	65 <b>74</b>	154	H	Kansas	58 52
18	A	Miami (FL)	68 <b>82</b>									160	A	Washington St.	84 <b>87</b>
												165	H	Denver	96 71
												186	A	Wisconsin	69 <b>70</b>
												225	A	Illinois	77 67
												298	H	San Jose St.	96 63
												343	H	USC Upstate	87 64
LAST 12 Division I GAMES:															
		87	N	Purdue	71	<b>75</b>		87	H	Purdue	67	61			
		145	A	Penn St.	79	74		46	A	Michigan	61	<b>67</b>			
		7	H	Iowa	58	<b>74</b>		47	H	Indiana	78	<b>82</b>			
		115	A	Northwestern	71	64		87	A	Purdue	84	64			
		43	H	Michigan St.	82	71		186	A	Wisconsin	69	<b>70</b>			
		14	A	Maryland	63	<b>89</b>		115	H	Northwestern	54	<b>58</b>			

Non-Div I Games:

Nebraska

■ Loss, 
 ■ Non-Conf, S Site, 
 ■ Home 
 ■ Away 
 N Neutral



Average RPI Win: <b>254</b>	WON-LOST	WINNING	LAST 10	STRENGTH OF	OPP. STRENGTH	TEAM	ADJ.	CONF.	ADJ CONF.
Average RPI Loss: <b>121</b>	RECORD	PCT. RANK	GAMES	SCHEDULE	OF SCHEDULE	RPI	RPI	RPI	RPI
DIV. I ONLY	<b>11- 19</b>	<b>242</b>	<b>1- 0</b>	<b>189</b>	<b>131</b>	<b>245</b>	<b>245</b>	<b>15</b>	<b>15</b>
DIV. I NON-CONF.	<b>3- 7</b>	<b>256</b>	<b>0- 0</b>	<b>225</b>	<b>120</b>	<b>284</b>	<b>284</b>	<b>12</b>	<b>12</b>
TOTALS	RPI 1-25	RPI 26-50	W-L RECORDS	RPI 51-100	RPI 101-150	RPI 150+			
11- 19	0- 0	0- 3	OVERALL	0- 6	1- 3	10- 7			
6- 9	0- 0	0- 1	HOME	0- 4	0- 2	6- 2			
4- 7	0- 0	0- 1	AWAY	0- 1	1- 0	3- 5			
1- 3	0- 0	0- 1	NEUTRAL	0- 1	0- 1	1- 0			
3- 7	0- 0	0- 0	NON-CONFERENCE	0- 3	0- 2	3- 2			
2- 4	0- 0	0- 0	HOME	0- 2	0- 1	2- 1			
1- 1	0- 0	0- 0	AWAY	0- 0	0- 0	1- 1			
0- 2	0- 0	0- 0	NEUTRAL	0- 1	0- 1	0- 0			
8- 12	0- 0	0- 3	CONFERENCE	0- 3	1- 1	7- 5			
4- 5	0- 0	0- 1	HOME	0- 2	0- 1	4- 1			
3- 6	0- 0	0- 1	AWAY	0- 1	1- 0	2- 4			
1- 1	0- 0	0- 1	NEUTRAL	0- 0	0- 0	1- 0			

RPI 1-25				RPI 26-50				RPI 51-100				RPI 101+				Team's RPI: 245	
RPI	S	Opponent	Score	RPI	S	Opponent	Score	RPI	S	Opponent	Score	RPI	S	Opponent	Score		
				38	A	Boise St.	65 80	52	H	Southern California	51 72	118	A	Fresno St.	57 41		
				38	H	Boise St.	74 75	54	A	New Mexico	74 85	118	H	Fresno St.	63 79		
				38	N	Boise St.	67 72	54	H	New Mexico	64 66	125	N	Northern Ill.	69 98		
								61	H	Wyoming	51 55	140	H	Texas Tech	67 86		
								81	N	UC Davis	68 84	164	A	Santa Clara	48 56		
								91	H	Utah	52 74	177	H	Colorado	52 65		
												180	A	Utah St.	76 79		
												180	H	Utah St.	59 71		
												199	H	Hawaii	79 78		
												204	A	UNLV	58 67		
												204	H	UNLV	70 62		
												207	A	San Diego St.	61 64		
												207	H	San Diego St.	74 69		
												273	A	Long Beach St.	76 67		
												281	A	Colorado St.	62 38		
												281	H	Colorado St.	68 57		
												297	A	Air Force	74 79		
												297	H	Air Force	79 54		
												298	A	San Jose St.	52 49		
												298	N	San Jose St.	78 68		
												337	H	Seattle U	67 54		
LAST 12 Division I GAMES:																	
				298	N	San Jose St.	78 68	204	A	UNLV	58 67						
				38	N	Boise St.	67 72	118	A	Fresno St.	57 41						
				125	N	Northern Ill.	69 98	207	H	San Diego St.	74 69						
				207	A	San Diego St.	61 64	61	H	Wyoming	51 55						
				297	H	Air Force	79 54	54	A	New Mexico	74 85						
				180	H	Utah St.	59 71	281	H	Colorado St.	68 57						

Non-Div I Games: Stanislaus St. 75 52

Nevada

■ Loss, 
 ■ Non-Conf, S Site, 
 ■ Home 
 ■ Away 
 N Neutral



# New Hampshire

Through Games Of March 14, 2019

Average RPI Win:	275	WON-LOST	WINNING	LAST 10	STRENGTH OF	OPP. STRENGTH	TEAM	ADJ.	CONF.	ADJ CONF.
Average RPI Loss:	184	RECORD	PCT. RANK	GAMES	SCHEDULE	OF SCHEDULE	RPI	RPI	RPI	RPI
DIV. I ONLY	5- 24	329	0- 1	223	273	318	318	23	23	
DIV. I NON-CONF.	2- 10	311	0- 0	215	286	326	326	25	25	
TOTALS	RPI 1-25	RPI 26-50	W-L RECORDS	RPI 51-100	RPI 101-150	RPI 150+				
5- 24	0- 0	0- 0	OVERALL	0- 5	0- 6	5- 13				
3- 10	0- 0	0- 0	HOME	0- 2	0- 2	3- 6				
2- 14	0- 0	0- 0	AWAY	0- 3	0- 4	2- 7				
0- 0	0- 0	0- 0	NEUTRAL	0- 0	0- 0	0- 0				
2- 10	0- 0	0- 0	NON-CONFERENCE	0- 2	0- 2	2- 6				
2- 3	0- 0	0- 0	HOME	0- 1	0- 0	2- 2				
0- 7	0- 0	0- 0	AWAY	0- 1	0- 2	0- 4				
0- 0	0- 0	0- 0	NEUTRAL	0- 0	0- 0	0- 0				
3- 14	0- 0	0- 0	CONFERENCE	0- 3	0- 4	3- 7				
1- 7	0- 0	0- 0	HOME	0- 1	0- 2	1- 4				
2- 7	0- 0	0- 0	AWAY	0- 2	0- 2	2- 3				
0- 0	0- 0	0- 0	NEUTRAL	0- 0	0- 0	0- 0				

RPI S	Opponent	Score	RPI S	Opponent	Score	RPI S	Opponent	Score	RPI S	Opponent	Score	Team's RPI: 318
						51	H Princeton	42 90	102	A Hartford	49 56	
						60	A Maine	36 69	102	H Hartford	48 66	
						60	A Maine	46 67	106	A Minnesota	47 70	
						60	H Maine	45 69	114	A South Fla.	36 79	
						94	A Northeastern	54 69	136	A Stony Brook	37 67	
									136	H Stony Brook	63 82	
									173	H Holy Cross	74 62	
									174	A Boston U.	39 60	
									192	H Sacred Heart	60 71	
									210	H Dartmouth	42 62	
									235	A Albany (NY)	41 59	
									235	H Albany (NY)	53 78	
									252	A Binghamton	54 53	
									252	H Binghamton	62 71	
									280	A Vermont	60 69	
									280	H Vermont	50 51	
									282	A Brown	70 76	
									294	H Bryant	79 74	
									303	A UMBC	62 64	
									303	H UMBC	47 55	
									321	A North Dakota St.	51 56	
									327	A UMass Lowell	56 53	
									327	H UMass Lowell	54 46	
									328	A Central Conn. St.	47 56	
LAST 12 Division I GAMES:												
60	A Maine	36 69	252	A Binghamton	54 53							
303	H UMBC	47 55	327	H UMass Lowell	54 46							
235	H Albany (NY)	53 78	60	H Maine	45 69							
102	A Hartford	49 56	235	A Albany (NY)	41 59							
136	A Stony Brook	37 67	303	A UMBC	62 64							
280	H Vermont	50 51	102	H Hartford	48 66							

Non-Div I Games: U New England 68 44

New Hampshire

Loss, Non-Conf, S Site, H Home A Away N Neutral



Average RPI Win: 190		WON-LOST	WINNING	LAST 10	STRENGTH OF	OPP. STRENGTH	TEAM	ADJ.	CONF.	ADJ CONF.
Average RPI Loss: 137		RECORD	PCT. RANK	GAMES	SCHEDULE	OF SCHEDULE	RPI	RPI	RPI	RPI
DIV. I ONLY		24- 6	30	0- 1	164	143	54	54	15	15
DIV. I NON-CONF.		10- 1	17	0- 0	65	187	22	22	12	12
TOTALS		RPI 1-25	RPI 26-50		W-L RECORDS		RPI 51-100	RPI 101-150		RPI 150+
24- 6	0- 0	0- 2		OVERALL		3- 0	5- 1		16- 3	
16- 1	0- 0	0- 1		HOME		2- 0	3- 0		11- 0	
8- 4	0- 0	0- 1		AWAY		1- 0	2- 1		5- 2	
0- 1	0- 0	0- 0		NEUTRAL		0- 0	0- 0		0- 1	
10- 1	0- 0	0- 1		NON-CONFERENCE		1- 0	4- 0		5- 0	
7- 1	0- 0	0- 1		HOME		1- 0	2- 0		4- 0	
3- 0	0- 0	0- 0		AWAY		0- 0	2- 0		1- 0	
0- 0	0- 0	0- 0		NEUTRAL		0- 0	0- 0		0- 0	
14- 5	0- 0	0- 1		CONFERENCE		2- 0	1- 1		11- 3	
9- 0	0- 0	0- 0		HOME		1- 0	1- 0		7- 0	
5- 4	0- 0	0- 1		AWAY		1- 0	0- 1		4- 2	
0- 1	0- 0	0- 0		NEUTRAL		0- 0	0- 0		0- 1	

RPI 1-25	RPI 26-50	RPI 51-100	Team's RPI: 54	RPI 101+
RPI S Opponent Score	RPI S Opponent Score	RPI S Opponent Score		RPI S Opponent Score
	38  Boise St. 66  70	61  Wyoming 78 75		102  Hartford 72 65
	48  Auburn 76  79	61  Wyoming 57 50		109  Houston 89 84
		62  SFA 74 33		118  Fresno St. 70  77
				118  Fresno St. 82 73
				138  New Mexico St. 75 50
				138  New Mexico St. 83 58
				155  Oklahoma 84 80
				163  Texas St. 82 51
				180  Utah St. 68 64
				180  Utah St. 74 56
				204  UNLV 57  66
				204  UNLV 80 77
				207  San Diego St. 59  61
				207  San Diego St. 70 62
				207 N San Diego St. 61  70
				221  Northern Ariz. 84 55
				245  Nevada 66 64
				245  Nevada 85 74
				256  UTEP 69 51
				267  Sacramento St. 85 53
LAST 12 Division I GAMES:				
	207 N San Diego St. 61  70	281  Colorado St. 79 56		281  Colorado St. 70 58
	62  SFA 74 33	298  San Jose St. 110 72		297  Air Force 78 57
	102  Hartford 72 65	180  Utah St. 74 56		298  San Jose St. 79 60
	48  Auburn 76  79	118  Fresno St. 70  77		298  San Jose St. 110 72
	61  Wyoming 57 50	298  San Jose St. 79 60		
	38  Boise St. 66  70	245  Nevada 85 74		

Non-Div I Games:

New Mexico

Loss, Non-Conf, S Site, Home Away N Neutral



Non-Conference Totals				Through Games Of March 11, 2019						
Average RPI Win:	278	WON-LOST	WINNING	LAST 10	STRENGTH OF	OPP. STRENGTH	TEAM	ADJ.	CONF.	ADJ CONF.
Average RPI Loss:	142	RECORD	PCT. RANK	GAMES	SCHEDULE	OF SCHEDULE	RPI	RPI	RPI	RPI
DIV. I ONLY	22- 6	36	1- 0	325	333	138	138	30	30	
DIV. I NON-CONF.	6- 5	143	0- 0	176	303	151	151	30	30	
TOTALS	RPI 1-25	RPI 26-50	W-L RECORDS	RPI 51-100	RPI 101-150	RPI 150+				
22- 6	0- 0	0- 0	OVERALL	0- 2	0- 2	22- 2				
9- 2	0- 0	0- 0	HOME	0- 1	0- 1	9- 0				
11- 3	0- 0	0- 0	AWAY	0- 1	0- 0	11- 2				
2- 1	0- 0	0- 0	NEUTRAL	0- 0	0- 1	2- 0				
6- 5	0- 0	0- 0	NON-CONFERENCE	0- 2	0- 2	6- 1				
1- 2	0- 0	0- 0	HOME	0- 1	0- 1	1- 0				
4- 2	0- 0	0- 0	AWAY	0- 1	0- 0	4- 1				
1- 1	0- 0	0- 0	NEUTRAL	0- 0	0- 1	1- 0				
16- 1	0- 0	0- 0	CONFERENCE	0- 0	0- 0	16- 1				
8- 0	0- 0	0- 0	HOME	0- 0	0- 0	8- 0				
7- 1	0- 0	0- 0	AWAY	0- 0	0- 0	7- 1				
1- 0	0- 0	0- 0	NEUTRAL	0- 0	0- 0	1- 0				

[illegible]

Non-Div I Games:	Tex. Permian Basin	70	38	Northern N.M.	101	51
------------------	--------------------	----	----	---------------	-----	----

New Mexico St.

Loss, Non-Conf, S Site, H Home A Away N Neutral



## New Orleans

Through Games Of March 14, 2019

Average RPI Win:	300	WON-LOST	WINNING	LAST 10	STRENGTH OF	OPP. STRENGTH	TEAM	ADJ.	CONF.	ADJ CONF.
Average RPI Loss:	181	RECORD	PCT. RANK	GAMES	SCHEDULE	OF SCHEDULE	RPI	RPI	RPI	RPI
DIV. I ONLY	9- 16	249	0- 1	320	284	291	291	25	25	
DIV. I NON-CONF.	1- 5	311	0- 0	190	69	257	257	23	23	
TOTALS	RPI 1-25	RPI 26-50	W-L RECORDS	RPI 51-100	RPI 101-150	RPI 150+				
9- 16	0- 1	0- 1	OVERALL	0- 2	0- 2	9- 10				
5- 5	0- 0	0- 0	HOME	0- 1	0- 1	5- 3				
4- 10	0- 1	0- 1	AWAY	0- 1	0- 1	4- 6				
0- 1	0- 0	0- 0	NEUTRAL	0- 0	0- 0	0- 1				
1- 5	0- 1	0- 1	NON-CONFERENCE	0- 0	0- 1	1- 2				
0- 1	0- 0	0- 0	HOME	0- 0	0- 0	0- 1				
1- 4	0- 1	0- 1	AWAY	0- 0	0- 1	1- 1				
0- 0	0- 0	0- 0	NEUTRAL	0- 0	0- 0	0- 0				
8- 11	0- 0	0- 0	CONFERENCE	0- 2	0- 1	8- 8				
5- 4	0- 0	0- 0	HOME	0- 1	0- 1	5- 2				
3- 6	0- 0	0- 0	AWAY	0- 1	0- 0	3- 5				
0- 1	0- 0	0- 0	NEUTRAL	0- 0	0- 0	0- 1				

RPI 1-25				RPI 26-50				RPI 51-100				RPI 101+ Team's RPI: 291			
RPI	S	Opponent	Score	RPI	S	Opponent	Score	RPI	S	Opponent	Score	RPI	S	Opponent	Score
18	A	Miami (FL)	38 78	34	A	Rice	56 67	53	H	Lamar University	57 79	127	A	Pittsburgh	38 90
								62	A	SFA	38 97	144	H	Abilene Christian	52 59
												157	A	Nicholls St.	58 66
												157	H	Nicholls St.	62 76
												183	A	Sam Houston St.	62 86
												215	A	Xavier	45 61
												231	A	Memphis	66 59
												264	A	A&M-Corpus Christi	51 57
												264	H	A&M-Corpus Christi	56 54
												264 N	A	A&M-Corpus Christi	47 69
												277	H	Central Ark.	60 62
												300	H	La.-Monroe	44 57
												309	A	Incarinate Word	69 81
												309	H	Incarinate Word	58 55
												312	A	McNeese	64 60
												312	H	McNeese	88 76
												316	A	Northwestern St.	67 62
												316	H	Northwestern St.	84 73
												322	A	Southeastern La.	61 58
												322	H	Southeastern La.	46 45
												332	A	Houston Baptist	74 83
LAST 12 Division I GAMES:															
264 N	A	A&M-Corpus Christi	47 69	264	H	A&M-Corpus Christi	56 54								
322	H	Southeastern La.	46 45	157	H	Nicholls St.	62 76								
157	A	Nicholls St.	58 66	316	H	Northwestern St.	84 73								
183	A	Sam Houston St.	62 86	309	H	Incarinate Word	58 55								
312	A	McNeese	64 60	316	A	Northwestern St.	67 62								
322	A	Southeastern La.	61 58	309	A	Incarinate Word	69 81								

Non-Div I Games: Dillard 68 59 Centenary (LA) 104 42 Trinity Baptist 93 38

New Orleans

Loss, Non-Conf, S Site, H Home A Away N Neutral



## Niagara

Through Games Of March 14, 2019

Average RPI Win:	297	WON-LOST	WINNING	LAST 10	STRENGTH OF	OPP. STRENGTH	TEAM	ADJ.	CONF.	ADJ CONF.
Average RPI Loss:	160	RECORD	PCT. RANK	GAMES	SCHEDULE	OF SCHEDULE	RPI	RPI	RPI	RPI
DIV. I ONLY	12- 19	237	0- 1	274	247	275	275	26	26	
DIV. I NON-CONF.	4- 8	241	0- 0	196	140	258	258	27	27	
TOTALS	RPI 1-25	RPI 26-50	W-L RECORDS	RPI 51-100	RPI 101-150	RPI 150+				
12- 19	0- 2	0- 3	OVERALL	0- 1	0- 3	12- 10				
8- 6	0- 0	0- 1	HOME	0- 0	0- 1	8- 4				
3- 11	0- 2	0- 2	AWAY	0- 1	0- 1	3- 5				
1- 2	0- 0	0- 0	NEUTRAL	0- 0	0- 1	1- 1				
4- 8	0- 2	0- 1	NON-CONFERENCE	0- 1	0- 1	4- 3				
3- 2	0- 0	0- 0	HOME	0- 0	0- 0	3- 2				
0- 5	0- 2	0- 1	AWAY	0- 1	0- 0	0- 1				
1- 1	0- 0	0- 0	NEUTRAL	0- 0	0- 1	1- 0				
8- 11	0- 0	0- 2	CONFERENCE	0- 0	0- 2	8- 7				
5- 4	0- 0	0- 1	HOME	0- 0	0- 1	5- 2				
3- 6	0- 0	0- 1	AWAY	0- 0	0- 1	3- 4				
0- 1	0- 0	0- 0	NEUTRAL	0- 0	0- 0	0- 1				

RPI 1-25				RPI 26-50				RPI 51-100				RPI 101+ Team's RPI: 275			
RPI	S	Opponent	Score	RPI	S	Opponent	Score	RPI	S	Opponent	Score	RPI	S	Opponent	Score
10	A	Syracuse	45 94	36	A	Buffalo	61 88	78	A	West Virginia	32 84	116	A	Marist	69 82
11	A	Iowa St.	35 95	39	A	Quinnipiac	42 62					116	H	Marist	58 87
				39	H	Quinnipiac	55 96					135	N	Yale	64 67
												171	H	Rider	64 79
												215	A	Monmouth	54 76
												215	H	Monmouth	81 88
												232	H	Howard	61 68
												236	A	Saint Joseph's	54 68
												248	H	Colgate	74 69
												252	H	Binghamton	79 72
												261	H	St. Bonaventure	48 76
												265	A	Manhattan	58 54
												265	H	Manhattan	61 51
												278	A	Siena	61 67
												284	A	Fairfield	54 55
												284	H	Fairfield	71 68
												284	N	Fairfield	69 74
												287	A	Canisius	51 52
												287	H	Canisius	74 52
												311	N	Morgan St.	67 57
												314	H	Coppin St.	71 69
												324	A	Iona	58 46
												324	H	Iona	72 53
												347	A	Saint Peter's	75 66
												347	H	Saint Peter's	81 57
LAST 12 Division I GAMES:															
				284	N	Fairfield	69 74					215	H	Monmouth	81 88
				311	N	Morgan St.	67 57					278	A	Siena	61 67
				135	N	Yale	64 67					287	H	Canisius	74 52
				116	A	Marist	69 82					284	A	Fairfield	54 55
				287	A	Canisius	51 52					39	A	Quinnipiac	42 62
				171	H	Rider	64 79					324	H	Iona	72 53

Non-Div I Games:

Niagara

■ Loss, 
 ■ Non-Conf, 
 ■ S Site, 
 ■ Home 
 ■ Away 
 N Neutral



Average RPI Win:	292	WON-LOST	WINNING	LAST 10	STRENGTH OF	OPP. STRENGTH	TEAM	ADJ.	CONF.	ADJ CONF.
Average RPI Loss:	117	RECORD	PCT. RANK	GAMES	SCHEDULE	OF SCHEDULE	RPI	RPI	RPI	RPI
DIV. I ONLY	18- 10	99	0- 1	321	260	157	157	25	25	
DIV. I NON-CONF.	4- 6	212	0- 1	199	91	164	164	23	23	
TOTALS	RPI 1-25	RPI 26-50	W-L RECORDS	RPI 51-100	RPI 101-150	RPI 150+				
18- 10	0- 1	0- 1	OVERALL	0- 3	0- 2	18- 3				
9- 1	0- 0	0- 0	HOME	0- 0	0- 0	9- 1				
8- 8	0- 1	0- 1	AWAY	0- 3	0- 1	8- 2				
1- 1	0- 0	0- 0	NEUTRAL	0- 0	0- 1	1- 0				
4- 6	0- 1	0- 1	NON-CONFERENCE	0- 1	0- 1	4- 2				
1- 0	0- 0	0- 0	HOME	0- 0	0- 0	1- 0				
2- 5	0- 1	0- 1	AWAY	0- 1	0- 0	2- 2				
1- 1	0- 0	0- 0	NEUTRAL	0- 0	0- 1	1- 0				
14- 4	0- 0	0- 0	CONFERENCE	0- 2	0- 1	14- 1				
8- 1	0- 0	0- 0	HOME	0- 0	0- 0	8- 1				
6- 3	0- 0	0- 0	AWAY	0- 2	0- 1	6- 0				
0- 0	0- 0	0- 0	NEUTRAL	0- 0	0- 0	0- 0				

RPI 1-25				RPI 26-50				RPI 51-100				RPI 101+ Team's RPI: 157			
RPI	S	Opponent	Score	RPI	S	Opponent	Score	RPI	S	Opponent	Score	RPI	S	Opponent	Score
2	A	Baylor	39 100	48	A	Auburn	59 80	53	A	Lamar University	65 78	137	N	Delaware	56 71
								62	A	SFA	62 70	144	A	Abilene Christian	66 76
								85	A	LSU	44 76	163	A	Texas St.	67 72
												167	A	Tulane	46 71
												183	H	Sam Houston St.	84 81
												228	N	Texas Southern	58 57
												256	A	UTEP	58 56
												264	H	A&M-Corpus Christi	85 55
												277	A	Central Ark.	64 60
												277	H	Central Ark.	68 52
												291	A	New Orleans	76 62
												291	H	New Orleans	66 58
												300	A	La.-Monroe	55 54
												309	H	Incarinate Word	86 62
												312	A	McNeese	78 55
												312	H	McNeese	68 69
												316	A	Northwestern St.	89 67
												316	H	Northwestern St.	97 86
												322	A	Southeastern La.	73 66
												322	H	Southeastern La.	72 55
												329	H	Mississippi Val.	72 47
												332	A	Houston Baptist	58 55
												332	H	Houston Baptist	77 54
LAST 12 Division I GAMES:															
				137	N	Delaware	56 71					277	H	Central Ark.	68 52
				163	A	Texas St.	67 72					183	H	Sam Houston St.	84 81
				322	H	Southeastern La.	72 55					332	A	Houston Baptist	58 55
				316	A	Northwestern St.	89 67					144	A	Abilene Christian	66 76
				291	H	New Orleans	66 58					291	A	New Orleans	76 62
				312	A	McNeese	78 55					322	A	Southeastern La.	73 66

Non-Div I Games: Southern-N.O. 86 49 William Carey 86 45

Nicholls St.

Loss, Non-Conf, S Site, H Home A Away N Neutral



Non-Conference				Through Games Of March 11, 2013						
Average RPI Win:	293	WON-LOST	WINNING	LAST 10	STRENGTH OF	OPP. STRENGTH	TEAM	ADJ.	CONF.	ADJ CONF.
Average RPI Loss:	207	RECORD	PCT. RANK	GAMES	SCHEDULE	OF SCHEDULE	RPI	RPI	RPI	RPI
DIV. I ONLY	14- 14	169	1- 0	336	330	259	259	32	32	
DIV. I NON-CONF.	3- 8	267	0- 0	274	186	296	296	32	32	
-----										
TOTALS	RPI 1-25		RPI 26-50	W-L RECORDS		RPI 51-100	RPI 101-150		RPI 150+	
14- 14	0- 0		0- 0	OVERALL		0- 0	0- 3		14- 11	
7- 5	0- 0		0- 0	HOME		0- 0	0- 0		7- 5	
5- 9	0- 0		0- 0	AWAY		0- 0	0- 3		5- 6	
2- 0	0- 0		0- 0	NEUTRAL		0- 0	0- 0		2- 0	
3- 8	0- 0		0- 0	NON-CONFERENCE		0- 0	0- 3		3- 5	
2- 2	0- 0		0- 0	HOME		0- 0	0- 0		2- 2	
0- 6	0- 0		0- 0	AWAY		0- 0	0- 3		0- 3	
1- 0	0- 0		0- 0	NEUTRAL		0- 0	0- 0		1- 0	
11- 6	0- 0		0- 0	CONFERENCE		0- 0	0- 0		11- 6	
5- 3	0- 0		0- 0	HOME		0- 0	0- 0		5- 3	
5- 3	0- 0		0- 0	AWAY		0- 0	0- 0		5- 3	
1- 0	0- 0		0- 0	NEUTRAL		0- 0	0- 0		1- 0	

RPI 1-25				RPI 26-50				RPI 51-100				RPI 101+ Team's RPI: 259			
RPI	S	Opponent	Score	RPI	S	Opponent	Score	RPI	S	Opponent	Score	RPI	S	Opponent	Score
												108	A	Old Dominion	53 69
												113	A	High Point	51 83
												126	A	Lehigh	41 62
												151	A	Wake Forest	61 63
												161	H	William & Mary	44 55
												184	N	Liberty	66 53
												195	H	N.C. A&T	44 49
												203	H	UMES	43 59
												205	H	Campbell	49 57
												220	A	Bethune-Cookman	58 65
												220	H	Bethune-Cookman	57 50
												232	A	Howard	70 74
												232	H	Howard	74 59
												232	N	Howard	72 51
												239	A	Ole Miss	42 60
												255	H	Navy	65 58
												285	A	La Salle	52 62
												299	A	South Carolina St.	57 50
												311	A	Morgan St.	64 49
												314	A	Coppin St.	68 63
												314	H	Coppin St.	51 54
												335	H	N.C. Central	62 48
												338	H	Longwood	74 42
												340	A	Delaware St.	56 59
												340	H	Delaware St.	63 50
												345	A	Savannah St.	78 42
LAST 12 Division I GAMES:															
				232	N	Howard	72 51					195	H	N.C. A&T	44 49
				184	N	Liberty	66 53					335	H	N.C. Central	62 48
				232	H	Howard	74 59					346	A	Florida A&M	69 45
				340	A	Delaware St.	56 59					220	A	Bethune-Cookman	58 65
				314	H	Coppin St.	51 54					232	A	Howard	70 74
				311	A	Morgan St.	64 49					203	H	UMES	43 59

Non-Div I Games:	Cheyney	93	40	Saint Augustine's	71	38
------------------	---------	----	----	-------------------	----	----

Norfolk St.

Loss, Non-Conf, S Site, H Home A Away N Neutral



RPI	S	Opponent	Score	
346	A	Florida A&M	69	45
346	H	Florida A&M	60	58

N  
o  
r  
f  
o  
l  
k  
S  
t  
.

N  
o  
r  
f  
o  
l  
k  
S  
t  
.

Norfolk St.



Average RPI Win:	276	WON-LOST	WINNING	LAST 10	STRENGTH OF	OPP. STRENGTH	TEAM	ADJ.	CONF.	ADJ CONF.
Average RPI Loss:	181	RECORD	PCT. RANK	GAMES	SCHEDULE	OF SCHEDULE	RPI	RPI	RPI	RPI
DIV. I ONLY	15- 8	93	0- 1	346	268	200	200	24	24	
DIV. I NON-CONF.	5- 1	37	0- 0	351	245	196	196	26	26	
TOTALS	RPI 1-25	RPI 26-50	W-L RECORDS	RPI 51-100	RPI 101-150	RPI 150+				
15- 8	0- 0	0- 0	OVERALL	0- 2	0- 0	15- 6				
7- 3	0- 0	0- 0	HOME	0- 1	0- 0	7- 2				
6- 5	0- 0	0- 0	AWAY	0- 1	0- 0	6- 4				
2- 0	0- 0	0- 0	NEUTRAL	0- 0	0- 0	2- 0				
5- 1	0- 0	0- 0	NON-CONFERENCE	0- 0	0- 0	5- 1				
1- 0	0- 0	0- 0	HOME	0- 0	0- 0	1- 0				
2- 1	0- 0	0- 0	AWAY	0- 0	0- 0	2- 1				
2- 0	0- 0	0- 0	NEUTRAL	0- 0	0- 0	2- 0				
10- 7	0- 0	0- 0	CONFERENCE	0- 2	0- 0	10- 5				
6- 3	0- 0	0- 0	HOME	0- 1	0- 0	6- 2				
4- 4	0- 0	0- 0	AWAY	0- 1	0- 0	4- 3				
0- 0	0- 0	0- 0	NEUTRAL	0- 0	0- 0	0- 0				

RPI 1-25				RPI 26-50				RPI 51-100				RPI 101+ Team's RPI: 200					
RPI	S	Opponent	Score	RPI	S	Opponent	Score	RPI	S	Opponent	Score	RPI	S	Opponent	Score		
								64	A	FGCU	51	76	184	A	Liberty	48	61
								64	H	FGCU	52	68	184	H	Liberty	57	61
													208	A	Stetson	59	69
													208	H	Stetson	71	55
													209	A	Vanderbilt	74	71
													215	A	Xavier	81	94
													233	A	Jacksonville	62	59
													233	H	Jacksonville	68	59
													234	A	North Florida	70	64
													234	H	North Florida	77	62
													234	H	North Florida	53	55
													243	N	Southeast Mo. St.	80	67
													270	H	Alabama St.	68	42
													292	A	Kennesaw St.	72	74
													292	H	Kennesaw St.	80	55
													325	A	NJIT	77	54
													325	H	NJIT	72	60
													329	A	Mississippi Val.	86	72
													330	A	Lipscomb	81	60
													330	H	Lipscomb	71	50
													341	N	Western Caro.	89	66
LAST 12 Division I GAMES:																	
234	H	North Florida	53	55	184	H	Liberty	57	61								
184	A	Liberty	48	61	234	H	North Florida	77	62								
330	H	Lipscomb	71	50	64	A	FGCU	51	76								
233	H	Jacksonville	68	59	330	A	Lipscomb	81	60								
208	A	Stetson	59	69	325	A	NJIT	77	54								
292	A	Kennesaw St.	72	74	292	H	Kennesaw St.	80	55								

Non-Div I Games: Stillman 99 43 Martin Methodist 79 48 Lane 98 57 Blue Mountain (MS) 70 42 North Ala.



## North Carolina

Through Games Of March 14, 2019

Average RPI Win:	106	WON-LOST	WINNING	LAST 10	STRENGTH OF	OPP. STRENGTH	TEAM	ADJ.	CONF.	ADJ CONF.
Average RPI Loss:	54	RECORD	PCT. RANK	GAMES	SCHEDULE	OF SCHEDULE	RPI	RPI	RPI	RPI
DIV. I ONLY	18- 14	138	1- 0	9	11	37	37	1	1	
DIV. I NON-CONF.	9- 5	104	0- 0	40	80	52	52	1	1	
TOTALS	RPI 1-25	RPI 26-50	W-L RECORDS	RPI 51-100	RPI 101-150	RPI 150+				
18- 14	2- 7	3- 1	OVERALL	6- 3	3- 2	4- 1				
10- 4	1- 2	0- 0	HOME	4- 2	2- 0	3- 0				
4- 7	1- 3	1- 0	AWAY	1- 1	0- 2	1- 1				
4- 3	0- 2	2- 1	NEUTRAL	1- 0	1- 0	0- 0				
9- 5	0- 1	2- 1	NON-CONFERENCE	2- 1	2- 1	3- 1				
5- 1	0- 0	0- 0	HOME	2- 1	1- 0	2- 0				
1- 2	0- 0	0- 0	AWAY	0- 0	0- 1	1- 1				
3- 2	0- 1	2- 1	NEUTRAL	0- 0	1- 0	0- 0				
9- 9	2- 6	1- 0	CONFERENCE	4- 2	1- 1	1- 0				
5- 3	1- 2	0- 0	HOME	2- 1	1- 0	1- 0				
3- 5	1- 3	1- 0	AWAY	1- 1	0- 1	0- 0				
1- 1	0- 1	0- 0	NEUTRAL	1- 0	0- 0	0- 0				

RPI 1-25				RPI 26-50				Team's RPI: 37				RPI 51-100				RPI 101+			
RPI	S	Opponent	Score	RPI	S	Opponent	Score	RPI	S	Opponent	Score	RPI	S	Opponent	Score	RPI	S	Opponent	Score
1	H	Notre Dame	78 73	33	N	UCLA	83 49	60	H	Maine	73 85	101	A	Ohio St.	69 76				
1	N	Notre Dame	77 95	34	N	Rice	71 50	66	H	Georgia Tech	91 90	114	N	South Fla.	71 69				
3	A	Louisville	66 73	48	N	Auburn	81 86	66	N	Georgia Tech	80 73	123	H	UNCW	82 55				
9	A	NC State	64 51	49	A	Clemson	70 64	73	A	Virginia Tech	81 69	127	A	Pittsburgh	78 91				
9	H	NC State	69 74					77	A	Duke	44 62	132	H	Boston College	93 78				
10	A	Syracuse	77 90					77	H	Duke	69 85	151	H	Wake Forest	84 61				
18	A	Miami (FL)	68 76					82	H	Kent St.	73 60	177	A	Colorado	74 86				
21	H	Florida St.	63 64					92	H	VCU	59 47	232	H	Howard	85 63				
22	N	Kentucky	75 85					98	H	Virginia	70 53	237	A	Elon	100 69				
												308	H	UNC Greensboro	83 62				
LAST 12 Division I GAMES:																			
				66	N	Georgia Tech	80 73	127	A	Pittsburgh	78 91								
				1	N	Notre Dame	77 95	49	A	Clemson	70 64								
				77	A	Duke	44 62	77	H	Duke	69 85								
				9	H	NC State	69 74	9	A	NC State	64 51								
				132	H	Boston College	93 78	66	H	Georgia Tech	91 90								
				98	H	Virginia	70 53	1	H	Notre Dame	78 73								

Non-Div I Games:

North Carolina

■ Loss, 
 ■ Non-Conf, 
 ■ S Site, 
 ■ H Home 
 ■ A Away 
 N Neutral



## North Dakota

Through Games Of March 14, 2019

Average RPI Win:	273	WON-LOST	WINNING	LAST 10	STRENGTH OF	OPP. STRENGTH	TEAM	ADJ.	CONF.	ADJ CONF.
Average RPI Loss:	133	RECORD	PCT. RANK	GAMES	SCHEDULE	OF SCHEDULE	RPI	RPI	RPI	RPI
DIV. I ONLY	11- 19	242	1- 1	217	176	223	223	19	19	
DIV. I NON-CONF.	4- 8	241	0- 0	226	96	203	203	18	18	
TOTALS	RPI 1-25	RPI 26-50	W-L RECORDS	RPI 51-100	RPI 101-150	RPI 150+				
11- 19	0- 2	0- 5	OVERALL	0- 1	0- 2	11- 9				
3- 6	0- 0	0- 2	HOME	0- 0	0- 0	3- 4				
5- 12	0- 2	0- 2	AWAY	0- 1	0- 2	5- 5				
3- 1	0- 0	0- 1	NEUTRAL	0- 0	0- 0	3- 0				
4- 8	0- 2	0- 0	NON-CONFERENCE	0- 1	0- 2	4- 3				
0- 1	0- 0	0- 0	HOME	0- 0	0- 0	0- 1				
2- 7	0- 2	0- 0	AWAY	0- 1	0- 2	2- 2				
2- 0	0- 0	0- 0	NEUTRAL	0- 0	0- 0	2- 0				
7- 11	0- 0	0- 5	CONFERENCE	0- 0	0- 0	7- 6				
3- 5	0- 0	0- 2	HOME	0- 0	0- 0	3- 3				
3- 5	0- 0	0- 2	AWAY	0- 0	0- 0	3- 3				
1- 1	0- 0	0- 1	NEUTRAL	0- 0	0- 0	1- 0				

RPI	S	Opponent	Score	RPI	S	Opponent	Score	RPI	S	Opponent	Score	RPI	S	Opponent	Score	Team's RPI: 223
10	A	Syracuse	49 85	26	A	South Dakota St.	58 81	88	A	UNI	60 64	139	A	Illinois St.	55 67	
11	A	Iowa St.	35 87	26	H	South Dakota St.	48 66					145	A	Penn St.	68 75	
				40	A	South Dakota	54 87					159	A	Oral Roberts	75 67	
				40	H	South Dakota	50 80					159	H	Oral Roberts	58 80	
				40	N	South Dakota	61 84					165	A	Denver	66 87	
												165	H	Denver	91 92	
												165	N	Denver	80 67	
												198	H	Milwaukee	46 64	
												206	A	Massachusetts	59 52	
												208	A	Stetson	63 74	
												241	A	Western Ill.	90 111	
												241	H	Western Ill.	80 92	
												251	N	San Francisco	100 97	
												258	A	Rhode Island	63 77	
												269	N	Western Mich.	62 50	
												307	A	Valparaiso	62 56	
												321	A	North Dakota St.	57 69	
												321	H	North Dakota St.	70 58	
												326	A	Omaha	69 68	
												326	H	Omaha	68 57	
												334	A	Purdue Fort Wayne	74 58	
												334	H	Purdue Fort Wayne	79 60	
LAST 12 Division I GAMES:																
165	N	Denver	80 67	26	A	South Dakota St.	58 81									
40	N	South Dakota	61 84	321	H	North Dakota St.	70 58									
40	A	South Dakota	54 87	326	A	Omaha	69 68									
334	A	Purdue Fort Wayne	74 58	241	A	Western Ill.	90 111									
165	H	Denver	91 92	40	H	South Dakota	50 80									
159	H	Oral Roberts	58 80	321	A	North Dakota St.	57 69									

Non-Div I Games: Mayville St. 84 50

North Dakota

Loss, Non-Conf, S Site, H Home A Away N Neutral



Average RPI Win:	292	WON-LOST	WINNING	LAST 10	STRENGTH OF	OPP. STRENGTH	TEAM	ADJ.	CONF.	ADJ CONF.
Average RPI Loss:	160	RECORD	PCT. RANK	GAMES	SCHEDULE	OF SCHEDULE	RPI	RPI	RPI	RPI
DIV. I ONLY	6- 22	311	0- 1	259	205	321	321	19	19	
DIV. I NON-CONF.	2- 9	297	0- 0	300	204	333	333	18	18	
TOTALS	RPI 1-25	RPI 26-50	W-L RECORDS	RPI 51-100	RPI 101-150	RPI 150+				
6- 22	0- 0	0- 5	OVERALL	0- 2	0- 1	6- 14				
5- 7	0- 0	0- 2	HOME	0- 1	0- 0	5- 4				
1- 12	0- 0	0- 2	AWAY	0- 1	0- 1	1- 8				
0- 3	0- 0	0- 1	NEUTRAL	0- 0	0- 0	0- 2				
2- 9	0- 0	0- 0	NON-CONFERENCE	0- 2	0- 1	2- 6				
1- 3	0- 0	0- 0	HOME	0- 1	0- 0	1- 2				
1- 4	0- 0	0- 0	AWAY	0- 1	0- 1	1- 2				
0- 2	0- 0	0- 0	NEUTRAL	0- 0	0- 0	0- 2				
4- 13	0- 0	0- 5	CONFERENCE	0- 0	0- 0	4- 8				
4- 4	0- 0	0- 2	HOME	0- 0	0- 0	4- 2				
0- 8	0- 0	0- 2	AWAY	0- 0	0- 0	0- 6				
0- 1	0- 0	0- 1	NEUTRAL	0- 0	0- 0	0- 0				

RPI 1-25				RPI 26-50				RPI 51-100				RPI 101+				Team's RPI: 321
RPI	S	Opponent	Score	RPI	S	Opponent	Score	RPI	S	Opponent	Score	RPI	S	Opponent	Score	
				26	A	South Dakota St.	33 86	93	H	Creighton	51 86	125	A	Northern Ill.	63 81	
				26	H	South Dakota St.	48 88	100	A	Pacific	68 75	159	A	Oral Roberts	72 101	
				40	A	South Dakota	57 76					159	H	Oral Roberts	54 65	
				40	H	South Dakota	41 67					165	A	Denver	54 81	
				40	N	South Dakota	51 74					165	H	Denver	67 87	
												175	N	North Texas	78 92	
												186	A	Wisconsin	53 64	
												198	H	Milwaukee	55 57	
												208	A	Stetson	59 60	
												223	A	North Dakota	58 70	
												223	H	North Dakota	69 57	
												229	H	UMKC	59 69	
												241	A	Western Ill.	70 82	
												241	H	Western Ill.	68 60	
												251	N	San Francisco	42 75	
												307	A	Valparaiso	51 48	
												318	H	New Hampshire	56 51	
												326	A	Omaha	61 78	
												326	H	Omaha	55 48	
												334	A	Purdue Fort Wayne	46 66	
												334	H	Purdue Fort Wayne	70 54	
LAST 12 Division I GAMES:																
				40	N	South Dakota	51 74	165	H	Denver	67 87					
				334	A	Purdue Fort Wayne	46 66	223	A	North Dakota	58 70					
				40	A	South Dakota	57 76	241	A	Western Ill.	70 82					
				326	H	Omaha	55 48	159	A	Oral Roberts	72 101					
				26	H	South Dakota St.	48 88	26	A	South Dakota St.	33 86					
				159	H	Oral Roberts	54 65	223	H	North Dakota	69 57					

Non-Div I Games: Mayville St. 49 43

North Dakota St.

■ Loss, 
 ■ Non-Conf, S Site, 
 ■ Home 
 ■ Away 
 N Neutral



## North Florida

Through Games Of March 14, 2019

Average RPI Win:	280	WON-LOST	WINNING	LAST 10	STRENGTH OF	OPP. STRENGTH	TEAM	ADJ.	CONF.	ADJ CONF.
Average RPI Loss:	177	RECORD	PCT. RANK	GAMES	SCHEDULE	OF SCHEDULE	RPI	RPI	RPI	RPI
DIV. I ONLY	13- 14	189	1- 0	302	285	234	234	24	24	
DIV. I NON-CONF.	3- 6	241	0- 0	319	255	322	322	26	26	
TOTALS	RPI 1-25	RPI 26-50	W-L RECORDS	RPI 51-100	RPI 101-150	RPI 150+				
13- 14	0- 1	0- 1	OVERALL	0- 2	0- 0	13- 10				
8- 4	0- 0	0- 0	HOME	0- 1	0- 0	8- 3				
5- 10	0- 1	0- 1	AWAY	0- 1	0- 0	5- 7				
0- 0	0- 0	0- 0	NEUTRAL	0- 0	0- 0	0- 0				
3- 6	0- 1	0- 1	NON-CONFERENCE	0- 0	0- 0	3- 4				
3- 1	0- 0	0- 0	HOME	0- 0	0- 0	3- 1				
0- 5	0- 1	0- 1	AWAY	0- 0	0- 0	0- 3				
0- 0	0- 0	0- 0	NEUTRAL	0- 0	0- 0	0- 0				
10- 8	0- 0	0- 0	CONFERENCE	0- 2	0- 0	10- 6				
5- 3	0- 0	0- 0	HOME	0- 1	0- 0	5- 2				
5- 5	0- 0	0- 0	AWAY	0- 1	0- 0	5- 4				
0- 0	0- 0	0- 0	NEUTRAL	0- 0	0- 0	0- 0				

RPI 1-25				RPI 26-50				RPI 51-100				RPI 101+ Team's RPI: 234			
RPI	S	Opponent	Score	RPI	S	Opponent	Score	RPI	S	Opponent	Score	RPI	S	Opponent	Score
21	A	Florida St.	53 74	47	A	Indiana	52 75	64	A	FGCU	48 80	184	A	Liberty	53 69
								64	H	FGCU	66 105	184	A	Liberty	51 65
												184	H	Liberty	66 54
												200	A	North Ala.	55 53
												200	A	North Ala.	62 77
												200	H	North Ala.	64 70
												208	A	Stetson	75 62
												208	H	Stetson	71 57
												220	A	Bethune-Cookman	60 76
												233	A	Jacksonville	63 75
												233	H	Jacksonville	72 80
												239	A	Ole Miss	69 82
												279	H	Charleston So.	82 76
												281	A	Colorado St.	59 61
												292	A	Kennesaw St.	71 60
												292	H	Kennesaw St.	74 66
												301	H	Alabama A&M	62 63
												323	H	FIU	62 53
												325	A	NJIT	78 59
												325	H	NJIT	54 46
												330	A	Lipscomb	68 53
												330	H	Lipscomb	72 66
												346	H	Florida A&M	64 53
LAST 12 Division I GAMES:															
200	A	North Ala.	55 53	325	A	NJIT	78 59	200	A	North Ala.	62 77				
184	A	Liberty	51 65	292	H	Kennesaw St.	74 66	330	H	Lipscomb	72 66				
325	H	NJIT	54 46	200	A	North Ala.	62 77	292	A	Kennesaw St.	71 60				
208	A	Stetson	75 62	330	H	Lipscomb	72 66	64	A	FGCU	48 80				
184	H	Liberty	66 54												
233	A	Jacksonville	63 75												

Non-Div I Games: Warner 67 36 Trinity Baptist 99 40

North Florida

Loss, Non-Conf, S Site, H Home A Away N Neutral



# North Texas

# Through Games Of March 14, 2019

Average RPI Win:	220	WON-LOST	WINNING	LAST 10	STRENGTH OF	OPP. STRENGTH	TEAM	ADJ.	CONF.	ADJ CONF.
Average RPI Loss:	119	RECORD	PCT. RANK	GAMES	SCHEDULE	OF SCHEDULE	RPI	RPI	RPI	RPI
DIV. I ONLY	12- 15	209	1- 0	101	141	175	175	14	14	
DIV. I NON-CONF.	4- 5	190	0- 0	173	145	218	218	17	17	
TOTALS	RPI 1-25	RPI 26-50	W-L RECORDS	RPI 51-100	RPI 101-150	RPI 150+				
12- 15	0- 0	0- 5	OVERALL	2- 4	1- 1	9- 5				
7- 6	0- 0	0- 2	HOME	1- 1	1- 1	5- 2				
3- 7	0- 0	0- 2	AWAY	1- 2	0- 0	2- 3				
2- 2	0- 0	0- 1	NEUTRAL	0- 1	0- 0	2- 0				
4- 5	0- 0	0- 2	NON-CONFERENCE	1- 1	0- 0	3- 2				
3- 2	0- 0	0- 1	HOME	1- 0	0- 0	2- 1				
0- 2	0- 0	0- 1	AWAY	0- 0	0- 0	0- 1				
1- 1	0- 0	0- 0	NEUTRAL	0- 1	0- 0	1- 0				
8- 10	0- 0	0- 3	CONFERENCE	1- 3	1- 1	6- 3				
4- 4	0- 0	0- 1	HOME	0- 1	1- 1	3- 1				
3- 5	0- 0	0- 1	AWAY	1- 2	0- 0	2- 2				
1- 1	0- 0	0- 1	NEUTRAL	0- 0	0- 0	1- 0				

RPI 1-25	RPI 26-50	RPI 51-100	RPI 101+	Team's RPI: 175
RPI S Opponent Score	RPI S Opponent Score	RPI S Opponent Score	RPI S Opponent Score	
	29 H Texas 54 64	61 N Wyoming 49 53	104 H Charlotte 68 63	
	31 A Kansas St. 42 60	69 H Missouri St. 83 76	108 H Old Dominion 71 72	
	34 A Rice 52 64	70 A Middle Tenn. 46 61	172 A Louisiana Tech 65 54	
	34 H Rice 47 59	96 A UAB 60 70	180 H Utah St. 41 57	
	34 N Rice 43 61	97 A Western Ky. 76 67	196 A Southern Miss. 62 48	
		97 H Western Ky. 66 71	196 N Southern Miss. 49 46	
			219 A Marshall 55 67	
			230 A SMU 66 73	
			256 A UTEP 51 59	
			256 H UTEP 70 51	
			266 H CSU Bakersfield 71 59	
			302 H UTSA 54 57	
			305 H Fla. Atlantic 82 62	
			321 N North Dakota St. 92 78	
			323 H FIU 75 50	
			332 H Houston Baptist 100 75	
LAST 12 Division I GAMES:				
	196 N Southern Miss. 49 46	305 H Fla. Atlantic 82 62		
	34 N Rice 43 61	97 A Western Ky. 76 67		
	256 A UTEP 51 59	219 A Marshall 55 67		
	97 H Western Ky. 66 71	104 H Charlotte 68 63		
	34 H Rice 47 59	108 H Old Dominion 71 72		
	323 H FIU 75 50	70 A Middle Tenn. 46 61		

Non-Div I Games: Mid-Amer. Christian82 35 Xavier (LA) 59 46 Okla. Panhandle 93 52

North Texas

Loss, Non-Conf, S Site, H Home A Away N Neutral



## Northeastern

Through Games Of March 14, 2019

Average RPI Win: <b>188</b>	WON-LOST	WINNING	LAST 10	STRENGTH OF	OPP. STRENGTH	TEAM	ADJ.	CONF.	ADJ CONF.
Average RPI Loss: <b>114</b>	RECORD	PCT. RANK	GAMES	SCHEDULE	OF SCHEDULE	RPI	RPI	RPI	RPI
DIV. I ONLY	20- 10	79	1- 0	135	125	94	94	10	10
DIV. I NON-CONF.	10- 1	17	0- 0	160	207	28	28	10	10
TOTALS	RPI 1-25	RPI 26-50	W-L RECORDS	RPI 51-100	RPI 101-150	RPI 150+			
20- 10	0- 0	0- 2	OVERALL	2- 2	6- 4	12- 2			
12- 3	0- 0	0- 1	HOME	2- 1	3- 0	7- 1			
7- 7	0- 0	0- 1	AWAY	0- 1	2- 4	5- 1			
1- 0	0- 0	0- 0	NEUTRAL	0- 0	1- 0	0- 0			
10- 1	0- 0	0- 0	NON-CONFERENCE	2- 0	2- 1	6- 0			
6- 0	0- 0	0- 0	HOME	2- 0	0- 0	4- 0			
4- 1	0- 0	0- 0	AWAY	0- 0	2- 1	2- 0			
0- 0	0- 0	0- 0	NEUTRAL	0- 0	0- 0	0- 0			
10- 9	0- 0	0- 2	CONFERENCE	0- 2	4- 3	6- 2			
6- 3	0- 0	0- 1	HOME	0- 1	3- 0	3- 1			
3- 6	0- 0	0- 1	AWAY	0- 1	0- 3	3- 1			
1- 0	0- 0	0- 0	NEUTRAL	0- 0	1- 0	0- 0			

RPI S	Opponent	Score	RPI S	Opponent	Score	RPI S	Opponent	Score	RPI S	Opponent	Score
35	A James Madison	49 <b>84</b>	35	H James Madison	51 <b>58</b>	60	H Maine	63 55	116	A Marist	84 <b>90</b>
						63	A Drexel	45 <b>76</b>	119	A Dayton	84 79
						63	H Drexel	59 <b>61</b>	120	A Providence	65 59
						83	H Fordham	58 54	122	A Towson	83 <b>88</b>
									122	H Towson	77 68
									123	A UNCW	70 <b>83</b>
									123	H UNCW	83 54
									123 N	UNCW	75 64
									137	A Delaware	63 <b>77</b>
									137	H Delaware	75 62
									161	A William & Mary	75 71
									161	H William & Mary	88 74
									174	H Boston U.	81 51
									206	H Massachusetts	53 52
									211	A Florida	79 66
									224	A Hofstra	61 <b>78</b>
									224	H Hofstra	62 <b>63</b>
									237	A Elon	83 57
									237	H Elon	79 71
									284	A Fairfield	59 50
									296	A Col. of Charleston	87 56
									296	H Col. of Charleston	81 69
									297	H Air Force	54 41
									318	H New Hampshire	69 54
LAST 12 Division I GAMES:											
123 N	UNCW	75 64	63	A Drexel	45 <b>76</b>	137	A Delaware	63 <b>77</b>	122	H Towson	77 68
237	A Elon	83 57	137	A Delaware	63 <b>77</b>	35	H James Madison	51 <b>58</b>	123	A UNCW	70 <b>83</b>
161	A William & Mary	75 71	122	H Towson	77 68	123	A UNCW	70 <b>83</b>	296	A Col. of Charleston	87 56
296	H Col. of Charleston	81 69	123	A UNCW	70 <b>83</b>	296	A Col. of Charleston	87 56	296	H Col. of Charleston	81 69
123	H UNCW	83 54	296	A Col. of Charleston	87 56	297	H Air Force	54 41	297	H Air Force	54 41
224	H Hofstra	62 <b>63</b>	296	A Col. of Charleston	87 56	318	H New Hampshire	69 54	318	H New Hampshire	69 54

Non-Div I Games:

Northeastern

■ Loss, 
 ■ Non-Conf, 
 ■ S Site, 
 ■ Home 
 ■ A Away 
 N Neutral



Average RPI Win:	213	WON-LOST	WINNING	LAST 10	STRENGTH OF	OPP. STRENGTH	TEAM	ADJ.	CONF.	ADJ CONF.
Average RPI Loss:	151	RECORD	PCT. RANK	GAMES	SCHEDULE	OF SCHEDULE	RPI	RPI	RPI	RPI
DIV. I ONLY	13- 18	219	1- 1	235	145	221	221	16	16	
DIV. I NON-CONF.	4- 5	190	0- 0	252	84	201	201	13	13	
TOTALS	RPI 1-25	RPI 26-50	W-L RECORDS	RPI 51-100	RPI 101-150	RPI 150+				
13- 18	0- 0	0- 0	OVERALL	0- 5	5- 6	8- 7				
7- 6	0- 0	0- 0	HOME	0- 2	3- 2	4- 2				
5- 10	0- 0	0- 0	AWAY	0- 2	2- 4	3- 4				
1- 2	0- 0	0- 0	NEUTRAL	0- 1	0- 0	1- 1				
4- 5	0- 0	0- 0	NON-CONFERENCE	0- 2	2- 1	2- 2				
2- 1	0- 0	0- 0	HOME	0- 1	1- 0	1- 0				
2- 3	0- 0	0- 0	AWAY	0- 1	1- 1	1- 1				
0- 1	0- 0	0- 0	NEUTRAL	0- 0	0- 0	0- 1				
9- 13	0- 0	0- 0	CONFERENCE	0- 3	3- 5	6- 5				
5- 5	0- 0	0- 0	HOME	0- 1	2- 2	3- 2				
3- 7	0- 0	0- 0	AWAY	0- 1	1- 3	2- 3				
1- 1	0- 0	0- 0	NEUTRAL	0- 1	0- 0	1- 0				

RPI S	Opponent	Score	RPI S	Opponent	Score	RPI S	Opponent	Score	RPI S	Opponent	Score	Team's RPI: 221
						54	H New Mexico	55 84	105	A Loyola Marymount	63 62	
						79	A Arizona	47 71	107	A Idaho St.	81 77	
						84	A Idaho	72 90	107	H Idaho St.	69 80	
						84	H Idaho	69 86	110	A Portland St.	55 72	
						84	N Idaho	73 90	110	H Portland St.	59 74	
									118	H Fresno St.	86 73	
									128	A Northern Colo.	53 63	
									128	H Northern Colo.	79 68	
									133	A Washington	59 81	
									147	A Montana St.	70 80	
									147	H Montana St.	76 72	
									181	A Eastern Wash.	76 81	
									181	H Eastern Wash.	62 64	
									187	A Montana	62 78	
									187	H Montana	82 65	
									212	H California Baptist	91 88	
									230	N SMU	48 55	
									267	A Sacramento St.	61 65	
									267	H Sacramento St.	71 69	
									267	N Sacramento St.	74 69	
									272	A Southern Utah	78 69	
									272	H Southern Utah	76 82	
									281	A Colorado St.	54 65	
									313	A Weber St.	75 64	
									313	H Weber St.	74 64	
									337	A Seattle U	65 58	
LAST 12 Division I GAMES:												
			267	N Sacramento St.	74 69	181	A Eastern Wash.	76 81				
			84	N Idaho	73 90	84	A Idaho	72 90				
			230	N SMU	48 55	267	H Sacramento St.	71 69				
			128	H Northern Colo.	79 68	110	H Portland St.	59 74				
			187	H Montana	82 65	313	A Weber St.	75 64				
			147	H Montana St.	76 72	107	A Idaho St.	81 77				

Non-Div I Games:

Northern Ariz.

■ Loss, 
 ■ Non-Conf, S Site, 
 ■ Home 
 ■ Away 
 N Neutral



Non-Conference Games				Through Games Of March 11, 2013						
Average RPI Win:	199	WON-LOST	WINNING	LAST 10	STRENGTH OF	OPP. STRENGTH	TEAM	ADJ.	CONF.	ADJ CONF.
Average RPI Loss:	174	RECORD	PCT. RANK	GAMES	SCHEDULE	OF SCHEDULE	RPI	RPI	RPI	RPI
DIV. I ONLY	21- 10	75	1- 1	276	123	128	128	16	16	
DIV. I NON-CONF.	5- 4	139	0- 0	292	50	161	161	13	13	
TOTALS	RPI 1-25	RPI 26-50	W-L RECORDS	RPI 51-100	RPI 101-150	RPI 150+				
21- 10	0- 1	0- 0	OVERALL	2- 1	4- 2	15- 6				
10- 3	0- 0	0- 0	HOME	1- 0	2- 1	7- 2				
10- 6	0- 1	0- 0	AWAY	1- 1	2- 1	7- 3				
1- 1	0- 0	0- 0	NEUTRAL	0- 0	0- 0	1- 1				
5- 4	0- 1	0- 0	NON-CONFERENCE	0- 1	0- 0	5- 2				
3- 0	0- 0	0- 0	HOME	0- 0	0- 0	3- 0				
2- 4	0- 1	0- 0	AWAY	0- 1	0- 0	2- 2				
0- 0	0- 0	0- 0	NEUTRAL	0- 0	0- 0	0- 0				
16- 6	0- 0	0- 0	CONFERENCE	2- 0	4- 2	10- 4				
7- 3	0- 0	0- 0	HOME	1- 0	2- 1	4- 2				
8- 2	0- 0	0- 0	AWAY	1- 0	2- 1	5- 1				
1- 1	0- 0	0- 0	NEUTRAL	0- 0	0- 0	1- 1				

[illegible]

Non-Div I Games:

Northern Colo.

■ Loss, ■ Non-Conf, S Site, H Home A Away N Neutral



RPI	S	Opponent	Score
313	H	Weber St.	54 55

Northern Colo. .

N  
o  
r  
t  
h  
e  
r  
n  
C  
o  
l  
o  
.

N  
o  
r  
t  
h  
e  
r  
n  
C  
o  
l  
o  
.



Average RPI Win:	215	WON-LOST	WINNING	LAST 10	STRENGTH OF	OPP. STRENGTH	TEAM	ADJ.	CONF.	ADJ CONF.
Average RPI Loss:	75	RECORD	PCT. RANK	GAMES	SCHEDULE	OF SCHEDULE	RPI	RPI	RPI	RPI
DIV. I ONLY	19- 13	121	1- 0	146	96	125	125	8	8	
DIV. I NON-CONF.	8- 4	91	0- 0	287	128	148	148	9	9	
TOTALS	RPI 1-25	RPI 26-50	W-L RECORDS	RPI 51-100	RPI 101-150	RPI 150+				
19- 13	0- 1	1- 7	OVERALL	2- 2	1- 1	15- 2				
13- 3	0- 0	1- 2	HOME	2- 0	1- 0	9- 1				
4- 9	0- 1	0- 4	AWAY	0- 2	0- 1	4- 1				
2- 1	0- 0	0- 1	NEUTRAL	0- 0	0- 0	2- 0				
8- 4	0- 1	0- 1	NON-CONFERENCE	1- 0	1- 1	6- 1				
6- 0	0- 0	0- 0	HOME	1- 0	1- 0	4- 0				
0- 4	0- 1	0- 1	AWAY	0- 0	0- 1	0- 1				
2- 0	0- 0	0- 0	NEUTRAL	0- 0	0- 0	2- 0				
11- 9	0- 0	1- 6	CONFERENCE	1- 2	0- 0	9- 1				
7- 3	0- 0	1- 2	HOME	1- 0	0- 0	5- 1				
4- 5	0- 0	0- 3	AWAY	0- 2	0- 0	4- 0				
0- 1	0- 0	0- 1	NEUTRAL	0- 0	0- 0	0- 0				

RPI	S	Opponent	Score	RPI	S	Opponent	Score	RPI	S	Opponent	Score	RPI	S	Opponent	Score	Team's RPI: 125
11	A	Iowa St.	60 70	27	A	Central Mich.	52 76	80	A	Toledo	53 64	135	H	Yale	89 80	
				27	H	Central Mich.	66 89	80	H	Toledo	54 52	148	A	Southern Ill.	73 82	
				32	H	Ohio	53 69	82	A	Kent St.	78 87	162	H	Akron	70 59	
				32	N	Ohio	56 72	88	H	UNI	70 59	187	A	Montana	70 86	
				36	A	Buffalo	64 93					194	A	Eastern Mich.	68 65	
				44	A	Miami (OH)	45 70					194	H	Eastern Mich.	70 60	
				44	H	Miami (OH)	82 71					214	A	Bowling Green	66 52	
				47	A	Indiana	73 91					214	H	Bowling Green	88 47	
												217	A	Ball St.	93 83	
												217	H	Ball St.	64 67	
												241	N	Western Ill.	86 61	
												245	N	Nevada	98 69	
												269	A	Western Mich.	74 71	
												269	H	Western Mich.	70 69	
												269	H	Western Mich.	77 64	
												282	H	Brown	109 102	
												295	H	Eastern Ill.	78 59	
												321	H	North Dakota St.	81 63	
												348	H	Chicago St.	114 52	
LAST 12 Division I GAMES:																
				269	H	Western Mich.	70 69					217	H	Ball St.	64 67	
				32	N	Ohio	56 72					80	A	Toledo	53 64	
				245	N	Nevada	98 69					194	H	Eastern Mich.	70 60	
				88	H	UNI	70 59					27	A	Central Mich.	52 76	
				11	A	Iowa St.	60 70					80	H	Toledo	54 52	
				269	A	Western Mich.	74 71					44	A	Miami (OH)	45 70	

Non-Div I Games:

Northern Ill.

■ Loss, 
■ Non-Conf, 
■ S Site, 
■ H Home 
■ A Away 
N Neutral



Average RPI Win:	270	WON-LOST	WINNING	LAST 10	STRENGTH OF	OPP. STRENGTH	TEAM	ADJ.	CONF.	ADJ CONF.
Average RPI Loss:	128	RECORD	PCT. RANK	GAMES	SCHEDULE	OF SCHEDULE	RPI	RPI	RPI	RPI
DIV. I ONLY	10- 18	250	0- 1	183	209	244	244	21	21	
DIV. I NON-CONF.	0- 9	336	0- 0	61	106	291	291	19	19	
TOTALS	RPI 1-25	RPI 26-50	W-L RECORDS	RPI 51-100	RPI 101-150	RPI 150+				
10- 18	0- 1	0- 1	OVERALL	0- 6	2- 5	8- 5				
7- 4	0- 0	0- 1	HOME	0- 2	2- 1	5- 0				
3- 11	0- 1	0- 0	AWAY	0- 3	0- 4	3- 3				
0- 3	0- 0	0- 0	NEUTRAL	0- 1	0- 0	0- 2				
0- 9	0- 1	0- 1	NON-CONFERENCE	0- 2	0- 2	0- 3				
0- 2	0- 0	0- 1	HOME	0- 0	0- 1	0- 0				
0- 4	0- 1	0- 0	AWAY	0- 1	0- 1	0- 1				
0- 3	0- 0	0- 0	NEUTRAL	0- 1	0- 0	0- 2				
10- 9	0- 0	0- 0	CONFERENCE	0- 4	2- 3	8- 2				
7- 2	0- 0	0- 0	HOME	0- 2	2- 0	5- 0				
3- 7	0- 0	0- 0	AWAY	0- 2	0- 3	3- 2				
0- 0	0- 0	0- 0	NEUTRAL	0- 0	0- 0	0- 0				

RPI 1-25				RPI 26-50				RPI 51-100				RPI 101+ Team's RPI: 244			
RPI	S	Opponent	Score	RPI	S	Opponent	Score	RPI	S	Opponent	Score	RPI	S	Opponent	Score
3	A	Louisville	59 92	45	H	Belmont	53 71	56	A	Wright St.	56 78	120	A	Providence	43 48
								56	H	Wright St.	55 61	121	A	Youngstown St.	66 77
								67	A	Green Bay	42 70	121	H	Youngstown St.	65 62
								67	H	Green Bay	61 81	130	A	IUPUI	48 70
								82	A	Kent St.	61 62	130	A	IUPUI	44 60
								99	N	Pepperdine	46 51	130	H	IUPUI	60 57
												139	H	Illinois St.	53 58
												162	N	Akron	60 77
												198	A	Milwaukee	38 59
												198	H	Milwaukee	55 54
												259	A	Austin Peay	48 52
												283	A	Cleveland St.	47 76
												283	H	Cleveland St.	74 55
												285	N	La Salle	56 74
												310	A	Oakland	74 63
												310	H	Oakland	72 50
												336	A	Detroit Mercy	81 63
												336	H	Detroit Mercy	68 56
												339	A	UIC	67 49
												339	H	UIC	78 44
LAST 12 Division I GAMES:															
130	A	IUPUI	44 60	198	A	Milwaukee	38 59								
336	A	Detroit Mercy	81 63	67	A	Green Bay	42 70								
310	A	Oakland	74 63	339	H	UIC	78 44								
283	H	Cleveland St.	74 55	130	H	IUPUI	60 57								
121	H	Youngstown St.	65 62	310	H	Oakland	72 50								
56	A	Wright St.	56 78	336	H	Detroit Mercy	68 56								

Non-Div I Games: Alderson Broadus 73 32

Northern Ky.

■ Loss, 
■ Non-Conf, 
■ S Site, 
■ H Home 
■ A Away 
N Neutral



## Northwestern

Through Games Of March 14, 2019

Average RPI Win:	158	WON-LOST	WINNING	LAST 10	STRENGTH OF	OPP. STRENGTH	TEAM	ADJ.	CONF.	ADJ CONF.
Average RPI Loss:	67	RECORD	PCT. RANK	GAMES	SCHEDULE	OF SCHEDULE	RPI	RPI	RPI	RPI
DIV. I ONLY	16- 14	154	0- 1	86	46	115	115	4	4	
DIV. I NON-CONF.	7- 4	108	0- 0	232	39	157	157	6	6	
TOTALS	RPI 1-25	RPI 26-50	W-L RECORDS	RPI 51-100	RPI 101-150	RPI 150+				
16- 14	0- 4	3- 3	OVERALL	3- 3	3- 3	7- 1				
10- 5	0- 1	2- 0	HOME	1- 2	3- 2	4- 0				
5- 7	0- 3	1- 2	AWAY	2- 1	0- 1	2- 0				
1- 2	0- 0	0- 1	NEUTRAL	0- 0	0- 0	1- 1				
7- 4	0- 2	0- 0	NON-CONFERENCE	2- 0	1- 1	4- 1				
4- 2	0- 1	0- 0	HOME	1- 0	1- 1	2- 0				
2- 1	0- 1	0- 0	AWAY	1- 0	0- 0	1- 0				
1- 1	0- 0	0- 0	NEUTRAL	0- 0	0- 0	1- 1				
9- 10	0- 2	3- 3	CONFERENCE	1- 3	2- 2	3- 0				
6- 3	0- 0	2- 0	HOME	0- 2	2- 1	2- 0				
3- 6	0- 2	1- 2	AWAY	1- 1	0- 1	1- 0				
0- 1	0- 0	0- 1	NEUTRAL	0- 0	0- 0	0- 0				

RPI	S	Opponent	Score	RPI	S	Opponent	Score	RPI	S	Opponent	Score	RPI	S	Opponent	Score	Team's RPI: 115
7	A	Iowa	50 74	28	A	Rutgers	41 45	67	A	Green Bay	57 55	101	H	Ohio St.	76 59	
12	H	Marquette	57 76	43	H	Michigan St.	70 62	77	H	Duke	84 58	106	A	Minnesota	64 73	
14	A	Maryland	57 72	43	N	Michigan St.	52 68	87	A	Purdue	58 61	106	H	Minnesota	54 61	
20	A	DePaul	60 76	46	A	Michigan	78 79	87	H	Purdue	54 57	111	H	UT Martin	90 64	
				47	A	Indiana	75 69	95	A	Nebraska	58 54	127	H	Pittsburgh	49 52	
				47	H	Indiana	69 49	95	H	Nebraska	64 71	145	H	Penn St.	78 63	
												154	N	Kansas	57 66	
												186	H	Wisconsin	72 46	
												211	A	Florida	83 74	
												225	A	Illinois	64 56	
												225	H	Illinois	68 45	
												257	N	Wichita St.	65 43	
												339	H	UIC	87 44	
												348	H	Chicago St.	97 35	
LAST 12 Division I GAMES:																
		43	N	Michigan St.	52	68				145	H	Penn St.	78	63		
		154	N	Kansas	57	66				106	A	Minnesota	64	73		
		7	A	Iowa	50	74				14	A	Maryland	57	72		
		47	H	Indiana	69	49				101	H	Ohio St.	76	59		
		95	H	Nebraska	64	71				106	H	Minnesota	54	61		
		87	A	Purdue	58	61				225	A	Illinois	64	56		

Non-Div I Games:

Northwestern

■ Loss, 
■ Non-Conf, 
■ S Site, 
■ H Home 
■ A Away 
N Neutral



Average RPI Win:	318	WON-LOST	WINNING	LAST 10	STRENGTH OF	OPP. STRENGTH	TEAM	ADJ.	CONF.	ADJ CONF.
Average RPI Loss:	175	RECORD	PCT. RANK	GAMES	SCHEDULE	OF SCHEDULE	RPI	RPI	RPI	RPI
DIV. I ONLY	7- 18	284	0- 0	312	277	316	316	25	25	
DIV. I NON-CONF.	1- 6	318	0- 0	305	89	338	338	23	23	
TOTALS	RPI 1-25	RPI 26-50	W-L RECORDS	RPI 51-100	RPI 101-150	RPI 150+				
7- 18	0- 0	0- 1	OVERALL	0- 4	0- 1	7- 12				
5- 6	0- 0	0- 0	HOME	0- 2	0- 1	5- 3				
2- 12	0- 0	0- 1	AWAY	0- 2	0- 0	2- 9				
0- 0	0- 0	0- 0	NEUTRAL	0- 0	0- 0	0- 0				
1- 6	0- 0	0- 1	NON-CONFERENCE	0- 1	0- 0	1- 4				
1- 1	0- 0	0- 0	HOME	0- 0	0- 0	1- 1				
0- 5	0- 0	0- 1	AWAY	0- 1	0- 0	0- 3				
0- 0	0- 0	0- 0	NEUTRAL	0- 0	0- 0	0- 0				
6- 12	0- 0	0- 0	CONFERENCE	0- 3	0- 1	6- 8				
4- 5	0- 0	0- 0	HOME	0- 2	0- 1	4- 2				
2- 7	0- 0	0- 0	AWAY	0- 1	0- 0	2- 6				
0- 0	0- 0	0- 0	NEUTRAL	0- 0	0- 0	0- 0				

RPI S	Opponent	Score	RPI S	Opponent	Score	RPI S	Opponent	Score	RPI S	Opponent	Score	Team's RPI: 316
29	A Texas	66 104	53	H Lamar University	70 94	144	H Abilene Christian	63 72				
			62	A SFA	56 84	155	A Oklahoma	56 93				
			62	H SFA	67 87	156	A Alabama	73 87				
			65	A Arkansas	53 98	157	A Nicholls St.	86 97				
						157	H Nicholls St.	67 89				
						183	A Sam Houston St.	55 66				
						196	A Southern Miss.	54 69				
						264	A A&M-Corpus Christi	55 79				
						277	A Central Ark.	52 74				
						277	H Central Ark.	78 74				
						291	A New Orleans	73 84				
						291	H New Orleans	62 67				
						300	H La.-Monroe	55 63				
						309	A Incarnate Word	91 100				
						312	A McNeese	89 73				
						312	H McNeese	82 63				
						322	A Southeastern La.	60 56				
						322	H Southeastern La.	58 47				
						332	H Houston Baptist	63 46				
						350	H Alcorn	78 65				
LAST 12 Division I GAMES:												
277	H Central Ark.	78 74	53	H Lamar University	70 94							
157	H Nicholls St.	67 89	312	A McNeese	89 73							
322	A Southeastern La.	60 56	291	A New Orleans	73 84							
309	A Incarnate Word	91 100	277	A Central Ark.	52 74							
332	H Houston Baptist	63 46	291	H New Orleans	62 67							
62	H SFA	67 87	322	H Southeastern La.	58 47							

Non-Div I Games: Loyola (LA) 71 66 Central Baptist 82 56 LeTourneau 100 40 Centenary (LA) 94 51 Northwestern St.



Average RPI Win:	64	WON-LOST	WINNING	LAST 10	STRENGTH OF	OPP. STRENGTH	TEAM	ADJ.	CONF.	ADJ CONF.
Average RPI Loss:	20	RECORD	PCT. RANK	GAMES	SCHEDULE	OF SCHEDULE	RPI	RPI	RPI	RPI
DIV. I ONLY	30- 3	4	1- 0	1	1	1	1	1	1	1
DIV. I NON-CONF.	13- 1	9	0- 0	1	7	1	1	1	1	1
TOTALS	RPI 1-25	RPI 26-50	W-L RECORDS	RPI 51-100	RPI 101-150	RPI 150+				
30- 3	12- 2	2- 1	OVERALL	10- 0	4- 0	2- 0				
14- 1	3- 1	0- 0	HOME	6- 0	3- 0	2- 0				
10- 2	4- 1	1- 1	AWAY	4- 0	1- 0	0- 0				
6- 0	5- 0	1- 0	NEUTRAL	0- 0	0- 0	0- 0				
13- 1	6- 1	0- 0	NON-CONFERENCE	5- 0	1- 0	1- 0				
6- 1	1- 1	0- 0	HOME	3- 0	1- 0	1- 0				
4- 0	2- 0	0- 0	AWAY	2- 0	0- 0	0- 0				
3- 0	3- 0	0- 0	NEUTRAL	0- 0	0- 0	0- 0				
17- 2	6- 1	2- 1	CONFERENCE	5- 0	3- 0	1- 0				
8- 0	2- 0	0- 0	HOME	3- 0	2- 0	1- 0				
6- 2	2- 1	1- 1	AWAY	2- 0	1- 0	0- 0				
3- 0	2- 0	1- 0	NEUTRAL	0- 0	0- 0	0- 0				

RPI S	Opponent	Score	RPI S	Opponent	Score	RPI S	Opponent	Score	RPI S	Opponent	Score
3	H Louisville	82 68	37	A North Carolina	73 78	57	A Tennessee	77 62	126	H Lehigh	95 68
3	N Louisville	99 79	37	N North Carolina	95 77	58	H Penn	75 55	127	H Pittsburgh	100 44
6	H UConn	71 89	49	A Clemson	101 63	66	A Georgia Tech	76 55	132	A Boston College	97 47
7	H Iowa	105 71				66	H Georgia Tech	90 50	132	H Boston College	92 63
9	A NC State	95 72				73	A Virginia Tech	80 51	151	H Wake Forest	78 48
10	A Syracuse	98 68				77	H Duke	89 61	252	H Binghamton	103 53
10	N Syracuse	91 66				80	A Toledo	72 56			
12	A Marquette	87 63				86	H Harvard	103 58			
13	N Gonzaga	81 65				97	H Western Ky.	94 53			
16	N Drake	82 64				98	H Virginia	103 66			
18	A Miami (FL)	65 72									
20	A DePaul	101 77									
21	H Florida St.	97 70									
24	N Oregon St.	91 81									
LAST 12 Division I GAMES:											
37	N North Carolina	95 77	10	A Syracuse	98 68						
3	N Louisville	99 79	77	H Duke	89 61						
10	N Syracuse	91 66	9	A NC State	95 72						
24	N Oregon St.	91 81	132	A Boston College	97 47						
16	N Drake	82 64	21	H Florida St.	97 70						
98	H Virginia	103 66	18	A Miami (FL)	65 72						

Non-Div I Games:

Notre Dame



Average RPI Win:	325	WON-LOST	WINNING	LAST 10	STRENGTH OF	OPP. STRENGTH	TEAM	ADJ.	CONF.	ADJ CONF.
Average RPI Loss:	137	RECORD	PCT. RANK	GAMES	SCHEDULE	OF SCHEDULE	RPI	RPI	RPI	RPI
DIV. I ONLY	4- 24	338	0- 1	144	206	310	310	21	21	
DIV. I NON-CONF.	1- 8	322	0- 0	32	90	245	245	19	19	
TOTALS	RPI 1-25	RPI 26-50	W-L RECORDS	RPI 51-100	RPI 101-150	RPI 150+				
4- 24	0- 0	0- 4	OVERALL	0- 6	0- 6	4- 8				
3- 10	0- 0	0- 3	HOME	0- 2	0- 2	3- 3				
1- 13	0- 0	0- 1	AWAY	0- 4	0- 4	1- 4				
0- 1	0- 0	0- 0	NEUTRAL	0- 0	0- 0	0- 1				
1- 8	0- 0	0- 4	NON-CONFERENCE	0- 1	0- 2	1- 1				
1- 3	0- 0	0- 3	HOME	0- 0	0- 0	1- 0				
0- 4	0- 0	0- 1	AWAY	0- 1	0- 2	0- 0				
0- 1	0- 0	0- 0	NEUTRAL	0- 0	0- 0	0- 1				
3- 16	0- 0	0- 0	CONFERENCE	0- 5	0- 4	3- 7				
2- 7	0- 0	0- 0	HOME	0- 2	0- 2	2- 3				
1- 9	0- 0	0- 0	AWAY	0- 3	0- 2	1- 4				
0- 0	0- 0	0- 0	NEUTRAL	0- 0	0- 0	0- 0				

RPI S	Opponent	Score	RPI S	Opponent	Score	RPI S	Opponent	Score	RPI S	Opponent	Score	Team's RPI: 310
27	A Central Mich.	61 104	56	A Wright St.	60 83	121	A Youngstown St.	61 76				
43	H Michigan St.	58 102	56	A Wright St.	58 69	121	H Youngstown St.	55 69				
46	H Michigan	59 85	56	H Wright St.	64 73	130	A IUPUI	53 82				
47	H Indiana	32 59	67	A Green Bay	32 72	130	H IUPUI	70 76				
			67	H Green Bay	53 77	139	A Illinois St.	56 62				
			82	A Kent St.	65 75	149	A Bradley	64 73				
						162	N Akron	65 85				
						198	A Milwaukee	53 83				
						198	H Milwaukee	52 79				
						244	A Northern Ky.	50 72				
						244	H Northern Ky.	63 74				
						283	A Cleveland St.	90 98				
						283	H Cleveland St.	62 64				
						287	H Canisius	71 60				
						336	A Detroit Mercy	76 65				
						336	H Detroit Mercy	74 67				
						339	A UIC	65 69				
						339	H UIC	74 57				
LAST 12 Division I GAMES:												
56	A Wright St.	60 83	130	H IUPUI	70 76							
56	H Wright St.	64 73	336	A Detroit Mercy	76 65							
244	H Northern Ky.	63 74	283	A Cleveland St.	90 98							
198	A Milwaukee	53 83	121	A Youngstown St.	61 76							
67	A Green Bay	32 72	244	A Northern Ky.	50 72							
339	H UIC	74 57	56	A Wright St.	58 69							

Non-Div I Games: Grace Bible (MI) 94 48 Rochester College 64 46

Oakland

■ Loss, 
■ Non-Conf, 
■ S Site, 
■ H Home 
■ A Away 
N Neutral



Average RPI Win:	167	WON-LOST	WINNING	LAST 10	STRENGTH OF	OPP. STRENGTH	TEAM	ADJ.	CONF.	ADJ CONF.
Average RPI Loss:	47	RECORD	PCT. RANK	GAMES	SCHEDULE	OF SCHEDULE	RPI	RPI	RPI	RPI
DIV. I ONLY	26- 4	11	1- 0	114	91	32	32	8	8	
DIV. I NON-CONF.	11- 0	1	0- 0	272	181	42	42	9	9	
TOTALS	RPI 1-25	RPI 26-50	W-L RECORDS	RPI 51-100	RPI 101-150	RPI 150+				
26- 4	0- 0	3- 3	OVERALL	5- 1	4- 0	14- 0				
12- 3	0- 0	0- 3	HOME	2- 0	1- 0	9- 0				
11- 1	0- 0	3- 0	AWAY	2- 1	2- 0	4- 0				
3- 0	0- 0	0- 0	NEUTRAL	1- 0	1- 0	1- 0				
11- 0	0- 0	0- 0	NON-CONFERENCE	3- 0	2- 0	6- 0				
6- 0	0- 0	0- 0	HOME	1- 0	1- 0	4- 0				
3- 0	0- 0	0- 0	AWAY	1- 0	1- 0	1- 0				
2- 0	0- 0	0- 0	NEUTRAL	1- 0	0- 0	1- 0				
15- 4	0- 0	3- 3	CONFERENCE	2- 1	2- 0	8- 0				
6- 3	0- 0	0- 3	HOME	1- 0	0- 0	5- 0				
8- 1	0- 0	3- 0	AWAY	1- 1	1- 0	3- 0				
1- 0	0- 0	0- 0	NEUTRAL	0- 0	1- 0	0- 0				

RPI 1-25				RPI 26-50				Team's RPI: 32		RPI 51-100				RPI 101+			
RPI	S	Opponent	Score	RPI	S	Opponent	Score	RPI	S	Opponent	Score	RPI	S	Opponent	Score		
				27	A	Central Mich.	78 75	53	N	Lamar University	87 62	123	H	UNCW	95 72		
				27	H	Central Mich.	70 88	72	A	American	77 67	125	A	Northern Ill.	69 53		
				36	A	Buffalo	74 71	80	A	Toledo	50 76	125	N	Northern Ill.	72 56		
				36	H	Buffalo	43 73	82	A	Kent St.	69 67	130	A	IUPUI	73 66		
				44	A	Miami (OH)	70 66	82	H	Kent St.	83 81	162	A	Akron	81 71		
				44	H	Miami (OH)	61 67	87	H	Purdue	80 73	162	H	Akron	92 70		
												194	H	Eastern Mich.	85 44		
												214	A	Bowling Green	82 79		
												214	H	Bowling Green	76 68		
												217	A	Ball St.	90 75		
												217	H	Ball St.	94 62		
												252	H	Binghamton	86 49		
												261	N	St. Bonaventure	70 53		
												269	H	Western Mich.	70 56		
												274	A	Richmond	109 58		
												283	H	Cleveland St.	72 54		
												314	H	Coppin St.	87 62		
												333	H	Eastern Ky.	100 60		
LAST 12 Division I GAMES:																	
				125	N	Northern Ill.	72 56	269	H	Western Mich.	70 56						
				214	H	Bowling Green	76 68	80	A	Toledo	50 76						
				44	A	Miami (OH)	70 66	27	A	Central Mich.	78 75						
				162	A	Akron	81 71	162	H	Akron	92 70						
				36	H	Buffalo	43 73	217	H	Ball St.	94 62						
				82	A	Kent St.	69 67	44	H	Miami (OH)	61 67						

Non-Div I Games:

Ohio



Average RPI Win:	130	WON-LOST	WINNING	LAST 10	STRENGTH OF	OPP. STRENGTH	TEAM	ADJ.	CONF.	ADJ CONF.
Average RPI Loss:	71	RECORD	PCT. RANK	GAMES	SCHEDULE	OF SCHEDULE	RPI	RPI	RPI	RPI
DIV. I ONLY	14- 14	169	0- 1	41	33	101	101	4	4	
DIV. I NON-CONF.	4- 5	190	0- 0	126	12	185	185	6	6	
TOTALS	RPI 1-25	RPI 26-50	W-L RECORDS	RPI 51-100	RPI 101-150	RPI 150+				
14- 14	0- 4	5- 2	OVERALL	1- 4	3- 3	5- 1				
9- 5	0- 2	3- 1	HOME	1- 1	1- 1	4- 0				
5- 6	0- 2	2- 1	AWAY	0- 1	2- 2	1- 0				
0- 3	0- 0	0- 0	NEUTRAL	0- 2	0- 0	0- 1				
4- 5	0- 1	1- 0	NON-CONFERENCE	1- 2	0- 2	2- 0				
4- 1	0- 0	1- 0	HOME	1- 0	0- 1	2- 0				
0- 2	0- 1	0- 0	AWAY	0- 0	0- 1	0- 0				
0- 2	0- 0	0- 0	NEUTRAL	0- 2	0- 0	0- 0				
10- 9	0- 3	4- 2	CONFERENCE	0- 2	3- 1	3- 1				
5- 4	0- 2	2- 1	HOME	0- 1	1- 0	2- 0				
5- 4	0- 1	2- 1	AWAY	0- 1	2- 1	1- 0				
0- 1	0- 0	0- 0	NEUTRAL	0- 0	0- 0	0- 1				

RPI	S	Opponent	Score	RPI	S	Opponent	Score	RPI	S	Opponent	Score	RPI	S	Opponent	Score	Team's RPI: 101
6	A	UConn	53 85	28	A	Rutgers	59 39	73	N	Virginia Tech	73 81	106	A	Minnesota	65 55	
7	H	Iowa	52 78	28	H	Rutgers	56 66	75	N	Butler	53 66	114	H	South Fla.	47 71	
14	A	Maryland	69 75	37	H	North Carolina	76 69	76	H	Cincinnati	69 56	115	A	Northwestern	59 76	
14	H	Maryland	57 70	43	A	Michigan St.	77 70	87	A	Purdue	42 60	133	A	Washington	59 69	
				43	H	Michigan St.	65 55	95	H	Nebraska	69 78	145	A	Penn St.	76 71	
				46	A	Michigan	58 62					145	H	Penn St.	78 73	
				47	H	Indiana	55 50					186	A	Wisconsin	61 50	
												186	H	Wisconsin	70 68	
												186	N	Wisconsin	63 73	
												211	H	Florida	46 41	
												225	H	Illinois	78 70	
												336	H	Detroit Mercy	55 41	
LAST 12 Division I GAMES:																
186	N	Wisconsin	63 73	7	H	Iowa	52 78									
28	H	Rutgers	56 66	145	H	Penn St.	78 73									
186	A	Wisconsin	61 50	115	A	Northwestern	59 76									
43	A	Michigan St.	77 70	225	H	Illinois	78 70									
186	H	Wisconsin	70 68	106	A	Minnesota	65 55									
28	A	Rutgers	59 39	14	H	Maryland	57 70									

Non-Div I Games:

Ohio St.

■ Loss, 
■ Non-Conf, 
■ S Site, 
■ H Home 
■ A Away 
N Neutral



## Oklahoma

Through Games Of March 14, 2019

Average RPI Win:	179	WON-LOST	WINNING	LAST 10	STRENGTH OF	OPP. STRENGTH	TEAM	ADJ.	CONF.	ADJ CONF.
Average RPI Loss:	59	RECORD	PCT. RANK	GAMES	SCHEDULE	OF SCHEDULE	RPI	RPI	RPI	RPI
DIV. I ONLY	8- 22	290	0- 1	14	24	155	155	3	3	
DIV. I NON-CONF.	4- 7	228	0- 0	27	65	144	144	3	3	
TOTALS	RPI 1-25	RPI 26-50	W-L RECORDS	RPI 51-100	RPI 101-150	RPI 150+				
8- 22	0- 6	0- 6	OVERALL	2- 5	2- 4	4- 1				
6- 8	0- 4	0- 2	HOME	1- 2	2- 0	3- 0				
2- 11	0- 2	0- 3	AWAY	1- 2	0- 3	1- 1				
0- 3	0- 0	0- 1	NEUTRAL	0- 1	0- 1	0- 0				
4- 7	0- 2	0- 2	NON-CONFERENCE	1- 2	0- 1	3- 0				
3- 2	0- 2	0- 0	HOME	1- 0	0- 0	2- 0				
1- 3	0- 0	0- 1	AWAY	0- 1	0- 1	1- 0				
0- 2	0- 0	0- 1	NEUTRAL	0- 1	0- 0	0- 0				
4- 15	0- 4	0- 4	CONFERENCE	1- 3	2- 3	1- 1				
3- 6	0- 2	0- 2	HOME	0- 2	2- 0	1- 0				
1- 8	0- 2	0- 2	AWAY	1- 1	0- 2	0- 1				
0- 1	0- 0	0- 0	NEUTRAL	0- 0	0- 1	0- 0				

RPI 1-25				RPI 26-50				RPI 51-100				RPI 101+ Team's RPI: 155			
RPI	S	Opponent	Score	RPI	S	Opponent	Score	RPI	S	Opponent	Score	RPI	S	Opponent	Score
2	A	Baylor	53 87	29	A	Texas	63 73	54	A	New Mexico	80 84	114	A	South Fla.	70 87
2	H	Baylor	53 74	29	H	Texas	67 76	59	A	TCU	71 86	140	A	Texas Tech	82 88
6	H	UConn	63 72	31	A	Kansas St.	56 86	59	H	TCU	63 76	140	H	Texas Tech	66 61
11	A	Iowa St.	78 104	31	H	Kansas St.	75 83	78	A	West Virginia	80 69	140	N	Texas Tech	84 104
11	H	Iowa St.	70 91	48	A	Auburn	79 95	78	H	West Virginia	55 66	142	A	Oklahoma St.	74 84
20	H	DePaul	76 87	49	N	Clemson	62 74	96	N	UAB	84 89	142	H	Oklahoma St.	75 66
								97	H	Western Ky.	90 83	154	A	Kansas	79 88
												154	H	Kansas	78 67
												230	A	SMU	77 61
												277	H	Central Ark.	65 52
												316	H	Northwestern St.	93 56
LAST 12 Division I GAMES:															
140	N	Texas Tech	84 104	11	H	Iowa St.	70 91								
49	N	Clemson	62 74	2	A	Baylor	53 87								
140	A	Texas Tech	82 88	154	H	Kansas	78 67								
59	H	TCU	63 76	31	H	Kansas St.	75 83								
142	H	Oklahoma St.	75 66	142	A	Oklahoma St.	74 84								
78	A	West Virginia	80 69	29	H	Texas	67 76								

Non-Div I Games:

Oklahoma

■ Loss, 
■ Non-Conf, 
■ S Site, 
■ H Home 
■ A Away 
N Neutral



Average RPI Win:	185	WON-LOST	WINNING	LAST 10	STRENGTH OF	OPP. STRENGTH	TEAM	ADJ.	CONF.	ADJ CONF.
Average RPI Loss:	56	RECORD	PCT. RANK	GAMES	SCHEDULE	OF SCHEDULE	RPI	RPI	RPI	RPI
DIV. I ONLY	14- 16	192	0- 1	65	38	142	142	3	3	
DIV. I NON-CONF.	9- 2	43	0- 0	211	201	92	92	3	3	
TOTALS	RPI 1-25	RPI 26-50	W-L RECORDS	RPI 51-100	RPI 101-150	RPI 150+				
14- 16	0- 4	0- 5	OVERALL	1- 4	1- 1	12- 2				
12- 6	0- 2	0- 2	HOME	1- 2	1- 0	10- 0				
2- 9	0- 2	0- 3	AWAY	0- 2	0- 1	2- 1				
0- 1	0- 0	0- 0	NEUTRAL	0- 0	0- 0	0- 1				
9- 2	0- 0	0- 1	NON-CONFERENCE	0- 1	0- 0	9- 0				
8- 1	0- 0	0- 0	HOME	0- 1	0- 0	8- 0				
1- 1	0- 0	0- 1	AWAY	0- 0	0- 0	1- 0				
0- 0	0- 0	0- 0	NEUTRAL	0- 0	0- 0	0- 0				
5- 14	0- 4	0- 4	CONFERENCE	1- 3	1- 1	3- 2				
4- 5	0- 2	0- 2	HOME	1- 1	1- 0	2- 0				
1- 8	0- 2	0- 2	AWAY	0- 2	0- 1	1- 1				
0- 1	0- 0	0- 0	NEUTRAL	0- 0	0- 0	0- 1				

RPI 1-25				RPI 26-50				RPI 51-100				RPI 101+ Team's RPI: 142			
RPI	S	Opponent	Score	RPI	S	Opponent	Score	RPI	S	Opponent	Score	RPI	S	Opponent	Score
2	A	Baylor	44 76	29	A	Texas	51 60	57	H	Tennessee	63 76	140	A	Texas Tech	78 90
2	H	Baylor	58 66	29	H	Texas	55 61	59	A	TCU	55 69	140	H	Texas Tech	65 57
11	A	Iowa St.	67 89	31	A	Kansas St.	48 59	59	H	TCU	75 71	152	H	UC Riverside	76 51
11	H	Iowa St.	71 84	31	H	Kansas St.	58 68	78	A	West Virginia	58 67	154	A	Kansas	72 62
				33	A	UCLA	59 71	78	H	West Virginia	54 77	154	H	Kansas	72 52
LAST 12 Division I GAMES:															
154	N	Kansas	66 76	11	A	Iowa St.	67 89	155	H	Oklahoma	84 74	257	A	Wichita St.	60 47
31	H	Kansas St.	58 68	29	H	Texas	55 61	155	H	Oklahoma	84 74	289	H	Samford	82 62
2	A	Baylor	44 76	140	A	Texas Tech	78 90	59	A	TCU	55 69	332	H	Houston Baptist	77 44
154	H	Kansas	72 52	59	A	TCU	55 69	2	H	Baylor	58 66				
78	H	West Virginia	54 77												

Non-Div I Games:

Oklahoma St.

■ Loss, 
 ■ Non-Conf, 
 ■ S Site, 
 ■ H Home 
 ■ A Away 
 N Neutral



Old Dominion

Through Games Of March 14, 2019

Average RPI Win:	220	WON-LOST	WINNING	LAST 10	STRENGTH OF	OPP. STRENGTH	TEAM	ADJ.	CONF.	ADJ CONF.
Average RPI Loss:	91	RECORD	PCT. RANK	GAMES	SCHEDULE	OF SCHEDULE	RPI	RPI	RPI	RPI
DIV. I ONLY	21- 10	75	1- 1	177	135	108	108	14	14	
DIV. I NON-CONF.	10- 3	59	0- 0	132	170	62	62	17	17	
TOTALS	RPI 1-25	RPI 26-50	W-L RECORDS	RPI 51-100	RPI 101-150	RPI 150+				
21- 10	0- 1	0- 2	OVERALL	3- 4	1- 2	17- 1				
11- 3	0- 0	0- 0	HOME	2- 2	0- 1	9- 0				
7- 5	0- 1	0- 1	AWAY	1- 1	0- 1	6- 1				
3- 2	0- 0	0- 1	NEUTRAL	0- 1	1- 0	2- 0				
10- 3	0- 1	0- 1	NON-CONFERENCE	2- 1	1- 0	7- 0				
5- 1	0- 0	0- 0	HOME	1- 1	0- 0	4- 0				
3- 1	0- 1	0- 0	AWAY	1- 0	0- 0	2- 0				
2- 1	0- 0	0- 1	NEUTRAL	0- 0	1- 0	1- 0				
11- 7	0- 0	0- 1	CONFERENCE	1- 3	0- 2	10- 1				
6- 2	0- 0	0- 0	HOME	1- 1	0- 1	5- 0				
4- 4	0- 0	0- 1	AWAY	0- 1	0- 1	4- 1				
1- 1	0- 0	0- 0	NEUTRAL	0- 1	0- 0	1- 0				

RPI	S	Opponent	Score	RPI	S	Opponent	Score	RPI	S	Opponent	Score	RPI	S	Opponent	Score	Team's RPI: 108
9	A	NC State	56 85	34	A	Rice	42 48	70	H	Middle Tenn.	70 65	104	A	Charlotte	59 69	
				50	N	Saint Mary's (CA)	65 83	76	A	Cincinnati	76 72	104	H	Charlotte	53 60	
								92	H	VCU	60 57	146	N	Tennessee Tech	80 73	
								96	H	UAB	61 69	161	H	William & Mary	83 69	
								97	A	Western Ky.	60 75	167	A	Tulane	56 48	
								97	N	Western Ky.	60 74	172	A	Louisiana Tech	70 59	
								98	H	Virginia	67 73	175	A	North Texas	72 71	
												196	A	Southern Miss.	53 50	
												205	A	Campbell	83 59	
												219	A	Marshall	48 57	
												219	H	Marshall	79 53	
												233	N	Jacksonville	78 76	
												256	H	UTEP	78 59	
												259	H	Norfolk St.	69 53	
												302	H	UTSA	72 47	
												305	A	Fla. Atlantic	68 64	
												305	H	Fla. Atlantic	87 53	
												305	N	Fla. Atlantic	60 32	
												314	H	Coppin St.	81 51	
												323	H	FIU	95 68	
												338	H	Longwood	69 48	
LAST 12 Division I GAMES:																
305	N	Fla. Atlantic	60 32	104	H	Charlotte	53 60									
97	N	Western Ky.	60 74	104	A	Charlotte	59 69									
338	H	Longwood	69 48	70	H	Middle Tenn.	70 65									
50	N	Saint Mary's (CA)	65 83	96	H	UAB	61 69									
305	A	Fla. Atlantic	68 64	34	A	Rice	42 48									
219	H	Marshall	79 53	175	A	North Texas	72 71									

Non-Div I Games:

Old Dominion

Loss, Non-Conf, S Site, H Home A Away N Neutral



Average RPI Win:	221	WON-LOST	WINNING	LAST 10	STRENGTH OF	OPP. STRENGTH	TEAM	ADJ.	CONF.	ADJ CONF.
Average RPI Loss:	89	RECORD	PCT. RANK	GAMES	SCHEDULE	OF SCHEDULE	RPI	RPI	RPI	RPI
DIV. I ONLY	9- 22	279	0- 1	87	74	239	239	5	5	
DIV. I NON-CONF.	6- 8	199	0- 0	161	216	253	253	5	5	
TOTALS	RPI 1-25	RPI 26-50	W-L RECORDS	RPI 51-100	RPI 101-150	RPI 150+				
9- 22	1- 5	0- 2	OVERALL	0- 7	0- 3	8- 5				
8- 10	0- 2	0- 1	HOME	0- 5	0- 1	8- 1				
1- 8	1- 2	0- 1	AWAY	0- 1	0- 1	0- 3				
0- 4	0- 1	0- 0	NEUTRAL	0- 1	0- 1	0- 1				
6- 8	0- 1	0- 0	NON-CONFERENCE	0- 3	0- 2	6- 2				
6- 4	0- 0	0- 0	HOME	0- 2	0- 1	6- 1				
0- 1	0- 0	0- 0	AWAY	0- 0	0- 0	0- 1				
0- 3	0- 1	0- 0	NEUTRAL	0- 1	0- 1	0- 0				
3- 14	1- 4	0- 2	CONFERENCE	0- 4	0- 1	2- 3				
2- 6	0- 2	0- 1	HOME	0- 3	0- 0	2- 0				
1- 7	1- 2	0- 1	AWAY	0- 1	0- 1	0- 2				
0- 1	0- 0	0- 0	NEUTRAL	0- 0	0- 0	0- 1				

RPI S	Opponent	Score	RPI S	Opponent	Score	RPI S	Opponent	Score	RPI S	Opponent	Score	Team's RPI: 239
6 N	UConn	50 90	30 A	Missouri	55 78	57 H	Tennessee	56 81	112 A	Georgia	56 78	
8 A	Mississippi St.	49 80	48 H	Auburn	51 64	59 H	TCU	50 55	116 N	St. John's (NY)	59 64	
8 H	Mississippi St.	66 80				65 A	Arkansas	61 73	130 H	IUPUI	58 66	
17 H	Texas A&M	60 72				65 H	Arkansas	55 85	156 A	Alabama	43 46	
19 A	South Carolina	42 76				85 H	LSU	41 55	166 H	Temple	62 55	
22 A	Kentucky	55 49				87 N	Purdue	59 70	172 A	Louisiana Tech	71 80	
						90 H	Troy	54 71	209 A	Vanderbilt	68 80	
									209 H	Vanderbilt	65 60	
									211 H	Florida	76 66	
									211 N	Florida	57 64	
									213 H	Jacksonville St.	49 60	
									234 H	North Florida	82 69	
									259 H	Norfolk St.	60 42	
									269 H	Western Mich.	69 66	
									271 H	Louisiana	79 57	
									345 H	Savannah St.	74 51	
LAST 12 Division I GAMES:												
211 N	Florida	57 64	209 H	Vanderbilt	65 60							
57 H	Tennessee	56 81	19 A	South Carolina	42 76							
156 A	Alabama	43 46	17 H	Texas A&M	60 72							
65 A	Arkansas	61 73	48 H	Auburn	51 64							
8 H	Mississippi St.	66 80	8 A	Mississippi St.	49 80							
112 A	Georgia	56 78	209 A	Vanderbilt	68 80							

Non-Div I Games:

Ole Miss

■ Loss, 
■ Non-Conf, S Site, 
■ Home 
■ Away 
N Neutral



Average RPI Win:	324	WON-LOST	WINNING	LAST 10	STRENGTH OF	OPP. STRENGTH	TEAM	ADJ.	CONF.	ADJ CONF.
Average RPI Loss:	154	RECORD	PCT. RANK	GAMES	SCHEDULE	OF SCHEDULE	RPI	RPI	RPI	RPI
DIV. I ONLY	6- 21	310	1- 0	277	227	326	326	19	19	
DIV. I NON-CONF.	4- 7	228	1- 0	276	266	280	280	18	18	
TOTALS	RPI 1-25	RPI 26-50	W-L RECORDS	RPI 51-100	RPI 101-150	RPI 150+				
6- 21	0- 0	0- 5	OVERALL	0- 2	0- 3	6- 11				
4- 8	0- 0	0- 2	HOME	0- 0	0- 2	4- 4				
1- 12	0- 0	0- 3	AWAY	0- 2	0- 1	1- 6				
1- 1	0- 0	0- 0	NEUTRAL	0- 0	0- 0	1- 1				
4- 7	0- 0	0- 1	NON-CONFERENCE	0- 2	0- 3	4- 1				
2- 2	0- 0	0- 0	HOME	0- 0	0- 2	2- 0				
1- 4	0- 0	0- 1	AWAY	0- 2	0- 1	1- 0				
1- 1	0- 0	0- 0	NEUTRAL	0- 0	0- 0	1- 1				
2- 14	0- 0	0- 4	CONFERENCE	0- 0	0- 0	2- 10				
2- 6	0- 0	0- 2	HOME	0- 0	0- 0	2- 4				
0- 8	0- 0	0- 2	AWAY	0- 0	0- 0	0- 6				
0- 0	0- 0	0- 0	NEUTRAL	0- 0	0- 0	0- 0				

RPI 1-25				RPI 26-50				RPI 51-100				RPI 101+ Team's RPI: 326			
RPI	S	Opponent	Score	RPI	S	Opponent	Score	RPI	S	Opponent	Score	RPI	S	Opponent	Score
				26	A	South Dakota St.	47 81	88	A	UNI	50 79	147	A	Montana St.	56 59
				26	H	South Dakota St.	38 82	93	A	Creighton	51 66	149	H	Bradley	60 80
				31	A	Kansas St.	46 61					150	H	CSUN	52 64
				40	A	South Dakota	33 78					159	A	Oral Roberts	64 65
				40	H	South Dakota	49 80					159	H	Oral Roberts	56 71
												165	A	Denver	76 82
												165	H	Denver	68 95
												205	N	Campbell	52 65
												223	A	North Dakota	57 68
												223	H	North Dakota	68 69
												241	A	Western Ill.	70 78
												241	H	Western Ill.	67 79
												266	H	CSU Bakersfield	53 46
												321	A	North Dakota St.	48 55
												321	H	North Dakota St.	78 61
												334	A	Purdue Fort Wayne	48 56
												334	H	Purdue Fort Wayne	70 61
												336	A	Detroit Mercy	51 42
												343	H	USC Upstate	96 69
												346	N	Florida A&M	57 50
LAST 12 Division I GAMES:															
				346	N	Florida A&M	57 50	241	H	Western Ill.	67 79				
				165	A	Denver	76 82	40	A	South Dakota	33 78				
				159	A	Oral Roberts	64 65	223	H	North Dakota	68 69				
				321	A	North Dakota St.	48 55	26	A	South Dakota St.	47 81				
				334	H	Purdue Fort Wayne	70 61	334	A	Purdue Fort Wayne	48 56				
				26	H	South Dakota St.	38 82	40	H	South Dakota	49 80				

Non-Div I Games: Peru St. 91 44 Graceland (IA) 81 39

Omaha

Loss, Non-Conf, S Site, H Home A Away N Neutral



Overall Record				Through Games Of March 11, 1913						
Average RPI Win:	266	WON-LOST	WINNING	LAST 10	STRENGTH OF	OPP. STRENGTH	TEAM	ADJ.	CONF.	ADJ CONF.
Average RPI Loss:	88	RECORD	PCT. RANK	GAMES	SCHEDULE	OF SCHEDULE	RPI	RPI	RPI	RPI
DIV. I ONLY	16- 13	143	0- 1	222	151	159	159	19	19	
DIV. I NON-CONF.	5- 6	177	0- 0	195	74	169	169	18	18	
-----										
TOTALS	RPI 1-25	RPI 26-50		W-L RECORDS		RPI 51-100	RPI 101-150		RPI 150+	
16- 13	0- 1	0- 5		OVERALL		0- 2	0- 1		16- 4	
7- 5	0- 0	0- 2		HOME		0- 1	0- 0		7- 2	
8- 7	0- 1	0- 2		AWAY		0- 1	0- 1		8- 2	
1- 1	0- 0	0- 1		NEUTRAL		0- 0	0- 0		1- 0	
5- 6	0- 1	0- 0		NON-CONFERENCE		0- 2	0- 1		5- 2	
2- 2	0- 0	0- 0		HOME		0- 1	0- 0		2- 1	
3- 4	0- 1	0- 0		AWAY		0- 1	0- 1		3- 1	
0- 0	0- 0	0- 0		NEUTRAL		0- 0	0- 0		0- 0	
11- 7	0- 0	0- 5		CONFERENCE		0- 0	0- 0		11- 2	
5- 3	0- 0	0- 2		HOME		0- 0	0- 0		5- 1	
5- 3	0- 0	0- 2		AWAY		0- 0	0- 0		5- 1	
1- 1	0- 0	0- 1		NEUTRAL		0- 0	0- 0		1- 0	

RPI 1-25					RPI 26-50					RPI 51-100					RPI 101+					Team's RPI: 159	
RPI	S	Opponent	Score		RPI	S	Opponent	Score		RPI	S	Opponent	Score		RPI	S	Opponent	Score			
7	A	Iowa	77	90	26	A	South Dakota St.	55	68	65	A	Arkansas	61	74	142	A	Oklahoma St.	69	89		
					26	H	South Dakota St.	65	74	71	H	UT Arlington	62	80	154	A	Kansas	58	70		
					26	N	South Dakota St.	55	86						158	H	Tulsa	68	76		
					40	A	South Dakota	64	75						163	A	Texas St.	81	64		
					40	H	South Dakota	72	76						165	A	Denver	76	93		
															165	H	Denver	74	66		
															183	A	Sam Houston St.	73	62		
															223	A	North Dakota	80	58		
															223	H	North Dakota	67	75		
															229	H	UMKC	75	64		
															241	A	Western Ill.	92	85		
															241	H	Western Ill.	68	64		
															241	N	Western Ill.	68	64		
															272	H	Southern Utah	64	59		
															321	A	North Dakota St.	65	54		
															321	H	North Dakota St.	101	72		
															326	A	Omaha	71	56		
															326	H	Omaha	65	64		
															332	A	Houston Baptist	74	56		
															334	A	Purdue Fort Wayne	72	61		
															334	H	Purdue Fort Wayne	66	56		
LAST 12 Division I GAMES:																					
					26	N	South Dakota St.	55	86	40	A	South Dakota	64	75							
					241	N	Western Ill.	68	64	165	H	Denver	74	66							
					326	H	Omaha	65	64	26	H	South Dakota St.	65	74							
					241	A	Western Ill.	92	85	334	H	Purdue Fort Wayne	66	56							
					223	A	North Dakota	80	58	321	H	North Dakota St.	101	72							
					321	A	North Dakota St.	65	54	165	A	Denver	76	93							

Non-Div I Games:	Harris-Stowe	74	46	Cent. Christian (KS94	47
------------------	--------------	----	----	-----------------------	----

Oral Roberts

■ Loss, ■ Non-Conf, S Site, H Home A Away N Neutral

Page 239



Average RPI Win:	92	WON-LOST	WINNING	LAST 10	STRENGTH OF	OPP. STRENGTH	TEAM	ADJ.	CONF.	ADJ CONF.
Average RPI Loss:	26	RECORD	PCT. RANK	GAMES	SCHEDULE	OF SCHEDULE	RPI	RPI	RPI	RPI
DIV. I ONLY	28- 4	7	2- 0	11	9	5	5	2	2	
DIV. I NON-CONF.	10- 1	17	0- 0	20	41	6	6	2	2	
TOTALS	RPI 1-25	RPI 26-50	W-L RECORDS	RPI 51-100	RPI 101-150	RPI 150+				
28- 4	6- 2	6- 2	OVERALL	6- 0	2- 0	8- 0				
14- 1	4- 0	1- 1	HOME	3- 0	1- 0	5- 0				
11- 2	2- 1	4- 1	AWAY	2- 0	1- 0	2- 0				
3- 1	0- 1	1- 0	NEUTRAL	1- 0	0- 0	1- 0				
10- 1	2- 0	3- 1	NON-CONFERENCE	0- 0	0- 0	5- 0				
6- 0	2- 0	1- 0	HOME	0- 0	0- 0	3- 0				
3- 1	0- 0	2- 1	AWAY	0- 0	0- 0	1- 0				
1- 0	0- 0	0- 0	NEUTRAL	0- 0	0- 0	1- 0				
18- 3	4- 2	3- 1	CONFERENCE	6- 0	2- 0	3- 0				
8- 1	2- 0	0- 1	HOME	3- 0	1- 0	2- 0				
8- 1	2- 1	2- 0	AWAY	2- 0	1- 0	1- 0				
2- 1	0- 1	1- 0	NEUTRAL	1- 0	0- 0	0- 0				

RPI 1-25				Team's RPI: 5		RPI 26-50				RPI 51-100				RPI 101+								
RPI	S	Opponent	Score		RPI	S	Opponent	Score		RPI	S	Opponent	Score		RPI	S	Opponent	Score				
4	A	Stanford	88	48	26	A	South Dakota St.	87	79	52	A	Southern California	93	53	133	A	Washington	76	57			
4	N	Stanford	57	64	33	A	UCLA	72	52	52	H	Southern California	96	78	133	H	Washington	84	71			
8	H	Mississippi St.	82	74	33	H	UCLA	69	74	79	A	Arizona	83	54	152	N	UC Riverside	94	44			
10	H	Syracuse	75	73	33	N	UCLA	88	83	79	H	Arizona	93	60	160	A	Washington St.	79	64			
23	A	Arizona St.	66	59	36	H	Buffalo	102	82	79	N	Arizona	77	63	160	H	Washington St.	98	58			
23	H	Arizona St.	77	71	41	A	California	105	82	91	H	Utah	87	65	170	H	UC Irvine	115	69			
24	A	Oregon St.	62	67	43	A	Michigan St.	82	88						177	H	Colorado	102	43			
24	H	Oregon St.	77	68	50	A	Saint Mary's (CA)	79	55						180	A	Utah St.	88	58			
																		273	H	Long Beach St.	110	48
																		297	H	Air Force	82	36

Non-Div I Games: Alas. Fairbanks 115 36

Oregon

Loss, Non-Conf, S Site, H Home A Away N Neutral



Average RPI Win:	126	WON-LOST	WINNING	LAST 10	STRENGTH OF	OPP. STRENGTH	TEAM	ADJ.	CONF.	ADJ CONF.
Average RPI Loss:	29	RECORD	PCT. RANK	GAMES	SCHEDULE	OF SCHEDULE	RPI	RPI	RPI	RPI
DIV. I ONLY	24- 7	39	0- 1	68	5	24	24	2	2	
DIV. I NON-CONF.	10- 2	37	0- 0	181	22	59	59	2	2	
TOTALS	RPI 1-25	RPI 26-50	W-L RECORDS	RPI 51-100	RPI 101-150	RPI 150+				
24- 7	2- 6	4- 0	OVERALL	7- 0	2- 1	9- 0				
15- 1	1- 1	2- 0	HOME	4- 0	1- 0	7- 0				
6- 3	0- 3	2- 0	AWAY	2- 0	1- 0	1- 0				
3- 3	1- 2	0- 0	NEUTRAL	1- 0	0- 1	1- 0				
10- 2	1- 2	1- 0	NON-CONFERENCE	2- 0	0- 0	6- 0				
7- 0	0- 0	1- 0	HOME	1- 0	0- 0	5- 0				
0- 0	0- 0	0- 0	AWAY	0- 0	0- 0	0- 0				
3- 2	1- 2	0- 0	NEUTRAL	1- 0	0- 0	1- 0				
14- 5	1- 4	3- 0	CONFERENCE	5- 0	2- 1	3- 0				
8- 1	1- 1	1- 0	HOME	3- 0	1- 0	2- 0				
6- 3	0- 3	2- 0	AWAY	2- 0	1- 0	1- 0				
0- 1	0- 0	0- 0	NEUTRAL	0- 0	0- 1	0- 0				

RPI S	Opponent	Score	RPI S	Opponent	Score	RPI S	Opponent	Score	RPI S	Opponent	Score
1 N	Notre Dame	81 91	33 A	UCLA	83 73	52 A	Southern California	76 52	133 A	Washington	86 39
4 A	Stanford	44 61	33 H	UCLA	75 72	52 H	Southern California	68 61	133 H	Washington	78 67
5 A	Oregon	68 77	41 A	California	82 74	77 H	Duke	71 57	133 N	Washington	67 68
5 H	Oregon	67 62	50 H	Saint Mary's (CA)	89 56	79 A	Arizona	65 60	160 A	Washington St.	52 35
17 N	Texas A&M	70 76				79 H	Arizona	86 64	160 H	Washington St.	76 69
19 N	South Carolina	70 68				91 H	Utah	71 63	164 H	Santa Clara	82 31
23 A	Arizona St.	54 66				97 N	Western Ky.	74 60	177 H	Colorado	89 65
23 H	Arizona St.	76 79							181 N	Eastern Wash.	93 45
									266 H	CSU Bakersfield	92 52
									285 H	La Salle	100 46
									317 H	Cal Poly	79 54
									349 H	Ark.-Pine Bluff	89 33
LAST 12 Division I GAMES:											
133 N	Washington	67 68	52 H	Southern California	68 61						
1 N	Notre Dame	81 91	5 H	Oregon	67 62						
19 N	South Carolina	70 68	5 A	Oregon	68 77						
79 A	Arizona	65 60	41 A	California	82 74						
23 A	Arizona St.	54 66	4 A	Stanford	44 61						
33 H	UCLA	75 72	91 H	Utah	71 63						

Non-Div I Games:

Oregon St.



## Pacific

## Through Games Of March 14, 2019

Average RPI Win:	204	WON-LOST	WINNING	LAST 10	STRENGTH OF	OPP. STRENGTH	TEAM	ADJ.	CONF.	ADJ CONF.
Average RPI Loss:	59	RECORD	PCT. RANK	GAMES	SCHEDULE	OF SCHEDULE	RPI	RPI	RPI	RPI
DIV. I ONLY	18- 12	114	1- 1	94	100	100	100	7	7	
DIV. I NON-CONF.	7- 3	83	0- 0	158	202	74	74	7	7	
TOTALS	RPI 1-25	RPI 26-50	W-L RECORDS	RPI 51-100	RPI 101-150	RPI 150+				
18- 12	0- 5	1- 2	OVERALL	3- 3	1- 1	13- 1				
9- 4	0- 2	1- 0	HOME	2- 0	0- 1	6- 1				
8- 6	0- 3	0- 1	AWAY	1- 2	1- 0	6- 0				
1- 2	0- 0	0- 1	NEUTRAL	0- 1	0- 0	1- 0				
7- 3	0- 1	0- 1	NON-CONFERENCE	2- 1	0- 0	5- 0				
4- 0	0- 0	0- 0	HOME	1- 0	0- 0	3- 0				
3- 2	0- 1	0- 0	AWAY	1- 1	0- 0	2- 0				
0- 1	0- 0	0- 1	NEUTRAL	0- 0	0- 0	0- 0				
11- 9	0- 4	1- 1	CONFERENCE	1- 2	1- 1	8- 1				
5- 4	0- 2	1- 0	HOME	1- 0	0- 1	3- 1				
5- 4	0- 2	0- 1	AWAY	0- 1	1- 0	4- 0				
1- 1	0- 0	0- 0	NEUTRAL	0- 1	0- 0	1- 0				

RPI S	Opponent	Score	RPI S	Opponent	Score	RPI S	Opponent	Score	RPI S	Opponent	Score
13 A	Gonzaga	65 88	41 N	California	69 81	53 A	Lamar University	66 82	105 A	Loyola Marymount	81 75
13 H	Gonzaga	51 63	50 A	Saint Mary's (CA)	62 75	61 H	Wyoming	70 64	105 H	Loyola Marymount	67 72
15 A	UCF	57 64	50 H	Saint Mary's (CA)	76 67	81 A	UC Davis	83 80	164 A	Santa Clara	74 70
25 A	BYU	49 75				99 A	Pepperdine	76 96	164 H	Santa Clara	83 88
25 H	BYU	74 77				99 H	Pepperdine	78 67	164 N	Santa Clara	76 60
						99 N	Pepperdine	84 87	189 A	Portland	76 66
									189 H	Portland	87 77
									251 A	San Francisco	85 75
									251 H	San Francisco	74 48
									263 A	Cal St. Fullerton	72 64
									276 A	San Diego	70 53
									276 H	San Diego	79 47
									288 H	UC Santa Barbara	69 53
									298 A	San Jose St.	91 67
									321 H	North Dakota St.	75 68
									337 H	Seattle U	75 61
LAST 12 Division I GAMES:											
164 N	Santa Clara	76 60	251 H	San Francisco	74 48						
99 N	Pepperdine	84 87	25 A	BYU	49 75						
50 A	Saint Mary's (CA)	62 75	276 A	San Diego	70 53						
105 A	Loyola Marymount	81 75	189 H	Portland	87 77						
99 A	Pepperdine	76 96	13 H	Gonzaga	51 63						
164 H	Santa Clara	83 88	99 H	Pepperdine	78 67						

Non-Div I Games:

Pacific

■ Loss, 
■ Non-Conf, 
■ S Site, 
■ H Home 
■ A Away 
N Neutral



Average RPI Win:	211	WON-LOST	WINNING	LAST 10	STRENGTH OF	OPP. STRENGTH	TEAM	ADJ.	CONF.	ADJ CONF.
Average RPI Loss:	51	RECORD	PCT. RANK	GAMES	SCHEDULE	OF SCHEDULE	RPI	RPI	RPI	RPI
DIV. I ONLY	21- 5	27	1- 0	185	119	58	58	11	11	
DIV. I NON-CONF.	9- 3	62	0- 0	218	112	89	89	11	11	
TOTALS	RPI 1-25	RPI 26-50	W-L RECORDS	RPI 51-100	RPI 101-150	RPI 150+				
21- 5	0- 1	0- 0	OVERALL	3- 4	2- 0	16- 0				
10- 2	0- 0	0- 0	HOME	1- 2	1- 0	8- 0				
11- 2	0- 1	0- 0	AWAY	2- 1	1- 0	8- 0				
0- 1	0- 0	0- 0	NEUTRAL	0- 1	0- 0	0- 0				
9- 3	0- 1	0- 0	NON-CONFERENCE	1- 2	0- 0	8- 0				
4- 1	0- 0	0- 0	HOME	0- 1	0- 0	4- 0				
5- 1	0- 1	0- 0	AWAY	1- 0	0- 0	4- 0				
0- 1	0- 0	0- 0	NEUTRAL	0- 1	0- 0	0- 0				
12- 2	0- 0	0- 0	CONFERENCE	2- 2	2- 0	8- 0				
6- 1	0- 0	0- 0	HOME	1- 1	1- 0	4- 0				
6- 1	0- 0	0- 0	AWAY	1- 1	1- 0	4- 0				
0- 0	0- 0	0- 0	NEUTRAL	0- 0	0- 0	0- 0				

RPI 1-25				RPI 26-50				RPI 51-100 Team's RPI: 58				RPI 101+			
RPI	S	Opponent	Score	RPI	S	Opponent	Score	RPI	S	Opponent	Score	RPI	S	Opponent	Score
1	A	Notre Dame	55 75					51	A	Princeton	66 60	135	A	Yale	65 56
								51	H	Princeton	53 68	135	H	Yale	54 48
								55	H	Villanova	50 58	166	H	Temple	71 62
								60	N	Maine	46 47	197	A	Cornell	59 46
								63	A	Drexel	55 39	197	H	Cornell	69 58
								86	A	Harvard	72 80	208	A	Stetson	75 53
								86	H	Harvard	75 70	210	A	Dartmouth	60 44
												210	H	Dartmouth	56 52
												236	H	Saint Joseph's	65 45
												250	A	Columbia	72 60
												250	H	Columbia	79 56
												255	A	Navy	65 61
												278	A	Siena	58 51
												282	A	Brown	75 53
												282	H	Brown	83 43
												285	H	La Salle	65 34
												324	A	Iona	66 43
												325	H	NJIT	85 42
LAST 12 Division I GAMES:															
282	A	Brown	75 53	250	H	Columbia	79 56								
135	A	Yale	65 56	86	A	Harvard	72 80								
210	H	Dartmouth	56 52	210	A	Dartmouth	60 44								
86	H	Harvard	75 70	135	H	Yale	54 48								
51	H	Princeton	53 68	282	H	Brown	83 43								
197	H	Cornell	69 58	250	A	Columbia	72 60								

Non-Div I Games: Haverford 81 46

Penn



Average RPI Win:	163	WON-LOST	WINNING	LAST 10	STRENGTH OF	OPP. STRENGTH	TEAM	ADJ.	CONF.	ADJ CONF.
Average RPI Loss:	70	RECORD	PCT. RANK	GAMES	SCHEDULE	OF SCHEDULE	RPI	RPI	RPI	RPI
DIV. I ONLY	12- 18	227	0- 1	33	71	145	145	4	4	
DIV. I NON-CONF.	7- 4	108	0- 0	43	121	93	93	6	6	
TOTALS	RPI 1-25	RPI 26-50	W-L RECORDS	RPI 51-100	RPI 101-150	RPI 150+				
12- 18	0- 4	0- 6	OVERALL	4- 1	1- 6	7- 1				
9- 9	0- 2	0- 3	HOME	3- 1	1- 3	5- 0				
3- 8	0- 2	0- 3	AWAY	1- 0	0- 3	2- 0				
0- 1	0- 0	0- 0	NEUTRAL	0- 0	0- 0	0- 1				
7- 4	0- 1	0- 1	NON-CONFERENCE	3- 0	1- 2	3- 0				
6- 3	0- 0	0- 1	HOME	2- 0	1- 2	3- 0				
1- 1	0- 1	0- 0	AWAY	1- 0	0- 0	0- 0				
0- 0	0- 0	0- 0	NEUTRAL	0- 0	0- 0	0- 0				
5- 14	0- 3	0- 5	CONFERENCE	1- 1	0- 4	4- 1				
3- 6	0- 2	0- 2	HOME	1- 1	0- 1	2- 0				
2- 7	0- 1	0- 3	AWAY	0- 0	0- 3	2- 0				
0- 1	0- 0	0- 0	NEUTRAL	0- 0	0- 0	0- 1				

RPI	S	Opponent	Score	RPI	S	Opponent	Score	RPI	S	Opponent	Score	RPI	S	Opponent	Score	Team's RPI: 145
7	H	Iowa	61 <b>81</b>	28	A	Rutgers	61 <b>74</b>	51	H	Princeton	79 71	101	A	Ohio St.	73 <b>78</b>	
14	A	Maryland	67 <b>79</b>	28	H	Rutgers	61 <b>69</b>	72	H	American	80 59	101	H	Ohio St.	71 <b>76</b>	
14	H	Maryland	61 <b>77</b>	41	H	California	58 <b>75</b>	83	A	Fordham	72 55	106	A	Minnesota	67 <b>97</b>	
21	A	Florida St.	58 <b>87</b>	43	A	Michigan St.	48 <b>57</b>	87	H	Purdue	72 61	115	A	Northwestern	63 <b>78</b>	
				46	H	Michigan	62 <b>66</b>	95	H	Nebraska	74 <b>79</b>	120	H	Providence	74 72	
				47	A	Indiana	75 <b>83</b>					134	H	Duquesne	58 <b>64</b>	
												136	H	Stony Brook	70 <b>81</b>	
												186	A	Wisconsin	65 59	
												186	H	Wisconsin	71 64	
												186	N	Wisconsin	57 <b>65</b>	
												223	H	North Dakota	75 68	
												225	A	Illinois	76 65	
												225	H	Illinois	62 48	
												233	H	Jacksonville	80 61	
												261	H	St. Bonaventure	80 65	
LAST 12 Division I GAMES:																
186	N	Wisconsin	57 <b>65</b>	46	H	Michigan	62 <b>66</b>									
95	H	Nebraska	74 <b>79</b>	101	A	Ohio St.	73 <b>78</b>									
225	A	Illinois	76 65	7	H	Iowa	61 <b>81</b>									
87	H	Purdue	72 61	43	A	Michigan St.	48 <b>57</b>									
106	A	Minnesota	67 <b>97</b>	28	H	Rutgers	61 <b>69</b>									
115	A	Northwestern	63 <b>78</b>	186	A	Wisconsin	65 59									

Non-Div I Games:

Penn St.



# Pepperdine

Through Games Of March 14, 2019

Average RPI Win:	196	WON-LOST	WINNING	LAST 10	STRENGTH OF	OPP. STRENGTH	TEAM	ADJ.	CONF.	ADJ CONF.
Average RPI Loss:	100	RECORD	PCT. RANK	GAMES	SCHEDULE	OF SCHEDULE	RPI	RPI	RPI	RPI
DIV. I ONLY	19- 11	101	1- 1	175	90	99	99	7	7	
DIV. I NON-CONF.	6- 4	125	0- 0	345	217	214	214	7	7	
TOTALS	RPI 1-25	RPI 26-50	W-L RECORDS	RPI 51-100	RPI 101-150	RPI 150+				
19- 11	1- 4	1- 1	OVERALL	2- 1	2- 2	13- 3				
9- 1	1- 1	1- 0	HOME	1- 0	1- 0	5- 0				
7- 8	0- 2	0- 1	AWAY	0- 1	1- 2	6- 2				
3- 2	0- 1	0- 0	NEUTRAL	1- 0	0- 0	2- 1				
6- 4	0- 0	0- 0	NON-CONFERENCE	0- 0	0- 2	6- 2				
1- 0	0- 0	0- 0	HOME	0- 0	0- 0	1- 0				
3- 3	0- 0	0- 0	AWAY	0- 0	0- 2	3- 1				
2- 1	0- 0	0- 0	NEUTRAL	0- 0	0- 0	2- 1				
13- 7	1- 4	1- 1	CONFERENCE	2- 1	2- 0	7- 1				
8- 1	1- 1	1- 0	HOME	1- 0	1- 0	4- 0				
4- 5	0- 2	0- 1	AWAY	0- 1	1- 0	3- 1				
1- 1	0- 1	0- 0	NEUTRAL	1- 0	0- 0	0- 0				

RPI S Opponent	Score	RPI S Opponent	Score	RPI S Opponent	Score	RPI S Opponent	Score
13 A Gonzaga	60 83	50 A Saint Mary's (CA)	68 79	100 A Pacific	67 78	105 A Loyola Marymount	73 55
13 H Gonzaga	54 79	50 H Saint Mary's (CA)	77 72	100 H Pacific	96 76	105 H Loyola Marymount	95 86
25 A BYU	58 83			100 N Pacific	87 84	107 A Idaho St.	63 65
25 H BYU	79 65					120 A Providence	47 66
25 N BYU	63 68					164 A Santa Clara	76 74
						164 H Santa Clara	74 48
						177 A Colorado	65 80
						189 A Portland	63 85
						189 H Portland	82 68
						199 A Hawaii	65 64
						244 N Northern Ky.	51 46
						251 A San Francisco	72 66
						251 H San Francisco	69 50
						267 N Sacramento St.	113 97
						276 A San Diego	74 55
						276 H San Diego	88 65
						285 N La Salle	55 62
						313 H Weber St.	68 47
						317 A Cal Poly	70 63
						337 A Seattle U	78 64
LAST 12 Division I GAMES:							
100 N Pacific	87 84	105 A Loyola Marymount	73 55				
25 N BYU	63 68	164 A Santa Clara	76 74				
189 A Portland	63 85	251 A San Francisco	72 66				
13 A Gonzaga	60 83	25 H BYU	79 65				
50 H Saint Mary's (CA)	77 72	276 H San Diego	88 65				
100 H Pacific	96 76	100 A Pacific	67 78				

Non-Div I Games: Cal St. L.A. 80 56

Pepperdine

Loss, Non-Conf, S Site, H Home A Away N Neutral



Average RPI Win:	143	WON-LOST	WINNING	LAST 10	STRENGTH OF	OPP. STRENGTH	TEAM	ADJ.	CONF.	ADJ CONF.
Average RPI Loss:	56	RECORD	PCT. RANK	GAMES	SCHEDULE	OF SCHEDULE	RPI	RPI	RPI	RPI
DIV. I ONLY	11- 20	254	0- 1	19	18	127	127	1	1	
DIV. I NON-CONF.	9- 5	104	0- 0	64	118	83	83	1	1	
TOTALS	RPI 1-25	RPI 26-50	W-L RECORDS	RPI 51-100	RPI 101-150	RPI 150+				
11- 20	0- 9	1- 1	OVERALL	3- 7	3- 2	4- 1				
6- 10	0- 4	1- 1	HOME	2- 3	1- 2	2- 0				
3- 8	0- 5	0- 0	AWAY	0- 3	2- 0	1- 0				
2- 2	0- 0	0- 0	NEUTRAL	1- 1	0- 0	1- 1				
9- 5	0- 1	0- 0	NON-CONFERENCE	3- 2	3- 1	3- 1				
5- 3	0- 1	0- 0	HOME	2- 1	1- 1	2- 0				
2- 1	0- 0	0- 0	AWAY	0- 1	2- 0	0- 0				
2- 1	0- 0	0- 0	NEUTRAL	1- 0	0- 0	1- 1				
2- 15	0- 8	1- 1	CONFERENCE	0- 5	0- 1	1- 0				
1- 7	0- 3	1- 1	HOME	0- 2	0- 1	0- 0				
1- 7	0- 5	0- 0	AWAY	0- 2	0- 0	1- 0				
0- 1	0- 0	0- 0	NEUTRAL	0- 1	0- 0	0- 0				

RPI S	Opponent	Score	RPI S	Opponent	Score	RPI S	Opponent	Score	RPI S	Opponent	Score	Team's RPI: 127
1	A Notre Dame	44 100	37	H North Carolina	91 78	65	N Arkansas	61 54	115	A Northwestern	52 49	
3	A Louisville	42 70	49	H Clemson	59 65	66	A Georgia Tech	55 67	121	H Youngstown St.	55 64	
3	H Louisville	40 67				68	A Georgetown	41 70	123	H UNCW	60 56	
9	A NC State	34 63				73	H Virginia Tech	58 74	132	H Boston College	55 59	
10	A Syracuse	63 90				76	H Cincinnati	65 48	134	A Duquesne	66 58	
10	H Syracuse	50 82				77	A Duke	55 74	151	A Wake Forest	70 64	
15	H UCF	58 61				77	N Duke	64 86	186	N Wisconsin	42 57	
18	H Miami (FL)	51 65				78	H West Virginia	43 77	193	H Saint Francis (PA)	78 75	
21	A Florida St.	46 78				83	H Fordham	65 62	291	H New Orleans	90 38	
						98	H Virginia	57 74	304	N Tennessee St.	78 56	
LAST 12 Division I GAMES:												
77	N Duke	64 86	18	H Miami (FL)	51 65							
3	H Louisville	40 67	66	A Georgia Tech	55 67							
151	A Wake Forest	70 64	77	A Duke	55 74							
10	A Syracuse	63 90	73	H Virginia Tech	58 74							
21	A Florida St.	46 78	3	A Louisville	42 70							
37	H North Carolina	91 78	98	H Virginia	57 74							

Non-Div I Games:

Pittsburgh

■ Loss, 
 ■ Non-Conf, S Site, 
 ■ Home 
 ■ Away 
 N Neutral



Average RPI Win:	245	WON-LOST	WINNING	LAST 10	STRENGTH OF	OPP. STRENGTH	TEAM	ADJ.	CONF.	ADJ CONF.
Average RPI Loss:	95	RECORD	PCT. RANK	GAMES	SCHEDULE	OF SCHEDULE	RPI	RPI	RPI	RPI
DIV. I ONLY	11- 17	233	0- 1	130	112	189	189	7	7	
DIV. I NON-CONF.	6- 3	91	0- 0	212	328	138	138	7	7	
TOTALS	RPI 1-25	RPI 26-50	W-L RECORDS	RPI 51-100	RPI 101-150	RPI 150+				
11- 17	0- 4	0- 2	OVERALL	1- 4	0- 3	10- 4				
6- 7	0- 2	0- 1	HOME	1- 1	0- 1	5- 2				
5- 8	0- 2	0- 1	AWAY	0- 2	0- 2	5- 1				
0- 2	0- 0	0- 0	NEUTRAL	0- 1	0- 0	0- 1				
6- 3	0- 0	0- 0	NON-CONFERENCE	0- 1	0- 1	6- 1				
3- 1	0- 0	0- 0	HOME	0- 0	0- 0	3- 1				
3- 1	0- 0	0- 0	AWAY	0- 0	0- 1	3- 0				
0- 1	0- 0	0- 0	NEUTRAL	0- 1	0- 0	0- 0				
5- 14	0- 4	0- 2	CONFERENCE	1- 3	0- 2	4- 3				
3- 6	0- 2	0- 1	HOME	1- 1	0- 1	2- 1				
2- 7	0- 2	0- 1	AWAY	0- 2	0- 1	2- 1				
0- 1	0- 0	0- 0	NEUTRAL	0- 0	0- 0	0- 1				

RPI S	Opponent	Score	RPI S	Opponent	Score	RPI S	Opponent	Score	RPI S	Opponent	Score	Team's RPI: 189
13	A Gonzaga	71 97	50	A Saint Mary's (CA)	85 113	79	N Arizona	70 92	105	A Loyola Marymount	58 76	
13	H Gonzaga	62 93	50	H Saint Mary's (CA)	91 98	99	A Pepperdine	68 82	105	H Loyola Marymount	54 70	
25	A BYU	71 79				99	H Pepperdine	85 63	110	A Portland St.	79 92	
25	H BYU	69 70				100	A Pacific	77 87	164	A Santa Clara	68 106	
						100	H Pacific	66 76	164	H Santa Clara	66 72	
									170	H UC Irvine	69 84	
									180	H Utah St.	61 54	
									199	A Hawaii	72 65	
									251	A San Francisco	69 66	
									251	H San Francisco	78 73	
									251	N San Francisco	69 76	
									263	H Cal St. Fullerton	83 74	
									276	A San Diego	69 60	
									276	H San Diego	96 74	
									293	A Utah Valley	65 60	
									297	H Air Force	79 60	
									313	A Weber St.	89 73	
LAST 12 Division I GAMES:												
251	N	San Francisco	69	76	25	H	BYU	69	70			
99	H	Pepperdine	85	63	13	H	Gonzaga	62	93			
105	H	Loyola Marymount	54	70	100	A	Pacific	77	87			
164	A	Santa Clara	68	106	50	A	Saint Mary's (CA)	85	113			
251	A	San Francisco	69	66	251	H	San Francisco	78	73			
276	H	San Diego	96	74	164	H	Santa Clara	66	72			

Non-Div I Games: Warner Pacific 98 63 Willamette 82 27

Portland

Loss, Non-Conf, S Site, H Home A Away N Neutral



Average RPI Win: <b>220</b>	WON-LOST	WINNING	LAST 10	STRENGTH OF	OPP. STRENGTH	TEAM	ADJ.	CONF.	ADJ CONF.
Average RPI Loss: <b>124</b>	RECORD	PCT. RANK	GAMES	SCHEDULE	OF SCHEDULE	RPI	RPI	RPI	RPI
DIV. I ONLY	23- 7	43	2- 0	263	193	110	110	16	16
DIV. I NON-CONF.	7- 1	30	0- 0	317	314	145	145	13	13
TOTALS	RPI 1-25	RPI 26-50	W-L RECORDS	RPI 51-100	RPI 101-150	RPI 150+			
23- 7	0- 0	0- 0	OVERALL	2- 2	4- 3	17- 2			
13- 3	0- 0	0- 0	HOME	1- 1	2- 1	10- 1			
8- 4	0- 0	0- 0	AWAY	0- 1	1- 2	7- 1			
2- 0	0- 0	0- 0	NEUTRAL	1- 0	1- 0	0- 0			
7- 1	0- 0	0- 0	NON-CONFERENCE	1- 0	0- 0	6- 1			
5- 1	0- 0	0- 0	HOME	1- 0	0- 0	4- 1			
2- 0	0- 0	0- 0	AWAY	0- 0	0- 0	2- 0			
0- 0	0- 0	0- 0	NEUTRAL	0- 0	0- 0	0- 0			
16- 6	0- 0	0- 0	CONFERENCE	1- 2	4- 3	11- 1			
8- 2	0- 0	0- 0	HOME	0- 1	2- 1	6- 0			
6- 4	0- 0	0- 0	AWAY	0- 1	1- 2	5- 1			
2- 0	0- 0	0- 0	NEUTRAL	1- 0	1- 0	0- 0			

RPI 1-25			RPI 26-50			RPI 51-100			RPI 101+			Team's RPI: 110
RPI	S	Opponent	Score	RPI	S	Opponent	Score	RPI	S	Opponent	Score	
						81 H UC Davis	65 50	107 A Idaho St.		54 72		
						84 A Idaho	78 80	107 H Idaho St.		57 58		
						84 H Idaho	68 81	128 A Northern Colo.		63 79		
						84 N Idaho	75 59	128 H Northern Colo.		85 66		
								147 A Montana St.		68 55		
								147 H Montana St.		55 53		
								147 N Montana St.		68 56		
								170 H UC Irvine		68 73		
								181 A Eastern Wash.		76 64		
								181 H Eastern Wash.		76 57		
								187 A Montana		70 73		
								187 H Montana		78 60		
								189 H Portland		92 79		
								204 H UNLV		58 49		
								221 A Northern Ariz.		74 59		
								221 H Northern Ariz.		72 55		
								256 A UTEP		89 61		
								267 A Sacramento St.		75 57		
								267 H Sacramento St.		74 58		
								272 A Southern Utah		81 56		
								272 H Southern Utah		63 49		
								298 H San Jose St.		80 51		
								313 A Weber St.		77 59		
								313 H Weber St.		65 38		
								337 H Seattle U		68 43		
								342 A Grand Canyon		60 55		
LAST 12 Division I GAMES:												
						147 N Montana St.	68 56	267 A Sacramento St.		75 57		
						84 N Idaho	75 59	107 A Idaho St.		54 72		
						147 A Montana St.	68 55	272 A Southern Utah		81 56		
						187 A Montana	70 73	221 A Northern Ariz.		74 59		
						181 H Eastern Wash.	76 57	128 H Northern Colo.		85 66		
						84 H Idaho	68 81	267 H Sacramento St.		74 58		

Non-Div I Games: Warner Pacific 102 49

Portland St.



Prairie View

Through Games Of March 14, 2019

Average RPI Win:	289	WON-LOST	WINNING	LAST 10	STRENGTH OF	OPP. STRENGTH	TEAM	ADJ.	CONF.	ADJ CONF.
Average RPI Loss:	150	RECORD	PCT. RANK	GAMES	SCHEDULE	OF SCHEDULE	RPI	RPI	RPI	RPI
DIV. I ONLY	15- 12	142	1- 0	284	307	185	185	29	29	
DIV. I NON-CONF.	1- 7	319	0- 0	39	35	209	209	28	28	
TOTALS	RPI 1-25	RPI 26-50	W-L RECORDS	RPI 51-100	RPI 101-150	RPI 150+				
15- 12	0- 2	0- 1	OVERALL	0- 1	0- 1	15- 7				
8- 3	0- 0	0- 1	HOME	0- 0	0- 0	8- 2				
6- 9	0- 2	0- 0	AWAY	0- 1	0- 1	6- 5				
1- 0	0- 0	0- 0	NEUTRAL	0- 0	0- 0	1- 0				
1- 7	0- 2	0- 1	NON-CONFERENCE	0- 1	0- 1	1- 2				
0- 1	0- 0	0- 1	HOME	0- 0	0- 0	0- 0				
0- 6	0- 2	0- 0	AWAY	0- 1	0- 1	0- 2				
1- 0	0- 0	0- 0	NEUTRAL	0- 0	0- 0	1- 0				
14- 5	0- 0	0- 0	CONFERENCE	0- 0	0- 0	14- 5				
8- 2	0- 0	0- 0	HOME	0- 0	0- 0	8- 2				
6- 3	0- 0	0- 0	AWAY	0- 0	0- 0	6- 3				
0- 0	0- 0	0- 0	NEUTRAL	0- 0	0- 0	0- 0				

RPI 1-25				RPI 26-50				RPI 51-100				RPI 101+ Team's RPI: 185			
RPI	S	Opponent	Score	RPI	S	Opponent	Score	RPI	S	Opponent	Score	RPI	S	Opponent	Score
11	A	Iowa St.	46 94	34	H	Rice	58 68	65	A	Arkansas	44 71	142	A	Oklahoma St.	50 70
17	A	Texas A&M	57 70									169	A	Southern U.	55 54
												169	H	Southern U.	63 52
												177	A	Colorado	38 79
												200	A	Grambling	57 73
												200	H	Grambling	63 64
												227	A	UTRGV	50 57
												228	A	Texas Southern	67 73
												228	H	Texas Southern	44 52
												249	A	Jackson St.	89 80
												249	H	Jackson St.	76 57
												264	N	A&M-Corpus Christi	67 59
												270	A	Alabama St.	59 67
												270	H	Alabama St.	71 59
												301	A	Alabama A&M	72 69
												301	H	Alabama A&M	77 65
												301	H	Alabama A&M	69 56
												329	A	Mississippi Val.	75 65
												329	H	Mississippi Val.	91 55
												349	A	Ark.-Pine Bluff	80 41
												349	H	Ark.-Pine Bluff	79 46
												350	A	Alcorn	82 61
												350	H	Alcorn	90 61
LAST 12 Division I GAMES:															
301	H	Alabama A&M	69 56	329	H	Mississippi Val.	91 55								
350	H	Alcorn	90 61	200	A	Grambling	57 73								
169	H	Southern U.	63 52	249	A	Jackson St.	89 80								
270	A	Alabama St.	59 67	228	A	Texas Southern	67 73								
301	A	Alabama A&M	72 69	270	H	Alabama St.	71 59								
349	H	Ark.-Pine Bluff	79 46	301	H	Alabama A&M	77 65								

Non-Div I Games: Jarvis Christian 117 32 Arlington Baptist 105 31

Prairie View

Loss, Non-Conf, S Site, H Home A Away N Neutral



Presbyterian

Through Games Of March 14, 2019

Average RPI Win:	317	WON-LOST	WINNING	LAST 10	STRENGTH OF	OPP. STRENGTH	TEAM	ADJ.	CONF.	ADJ CONF.
Average RPI Loss:	190	RECORD	PCT. RANK	GAMES	SCHEDULE	OF SCHEDULE	RPI	RPI	RPI	RPI
DIV. I ONLY	7- 24	307	1- 0	294	300	315	315	27	27	
DIV. I NON-CONF.	2- 9	297	0- 0	294	262	328	328	29	29	
TOTALS	RPI 1-25	RPI 26-50	W-L RECORDS	RPI 51-100	RPI 101-150	RPI 150+				
7- 24	0- 0	0- 0	OVERALL	0- 4	0- 4	7- 16				
3- 9	0- 0	0- 0	HOME	0- 1	0- 1	3- 7				
4- 15	0- 0	0- 0	AWAY	0- 3	0- 3	4- 9				
0- 0	0- 0	0- 0	NEUTRAL	0- 0	0- 0	0- 0				
2- 9	0- 0	0- 0	NON-CONFERENCE	0- 1	0- 2	2- 6				
1- 2	0- 0	0- 0	HOME	0- 0	0- 0	1- 2				
1- 7	0- 0	0- 0	AWAY	0- 1	0- 2	1- 4				
0- 0	0- 0	0- 0	NEUTRAL	0- 0	0- 0	0- 0				
5- 15	0- 0	0- 0	CONFERENCE	0- 3	0- 2	5- 10				
2- 7	0- 0	0- 0	HOME	0- 1	0- 1	2- 5				
3- 8	0- 0	0- 0	AWAY	0- 2	0- 1	3- 5				
0- 0	0- 0	0- 0	NEUTRAL	0- 0	0- 0	0- 0				

RPI S	Opponent	Score	RPI S	Opponent	Score	RPI S	Opponent	Score	RPI S	Opponent	Score	Team's RPI: 315
						57	A Tennessee	49 97	112	A Georgia	59 83	
						88	A Radford	49 59	113	A High Point	40 79	
						88	A Radford	49 60	113	H High Point	63 70	
						88	H Radford	43 48	123	A UNCW	48 63	
									153	A Davidson	56 83	
									178	A UNC Asheville	45 51	
									178	H UNC Asheville	43 52	
									190	A Furman	68 76	
									202	A Hampton	62 79	
									202	H Hampton	68 82	
									205	A Campbell	46 51	
									209	A Vanderbilt	43 78	
									242	A Gardner-Webb	62 67	
									242	H Gardner-Webb	58 66	
									254	H Wofford	61 50	
									279	H Charleston So.	55 63	
									286	H Ga. Southern	68 69	
									289	A Samford	54 75	
									296	A Col. of Charleston	71 65	
									299	H South Carolina St.	48 57	
LAST 12 Division I GAMES:												
306	A Winthrop	64 52	343	A USC Upstate	66 58	306	A Winthrop	64 52				
88	A Radford	49 60	113	H High Point	63 70	306	A Winthrop	52 55				
88	H Radford	43 48	178	A UNC Asheville	45 51	306	H Winthrop	54 62				
242	A Gardner-Webb	62 67	306	H Winthrop	54 62	338	A Longwood	64 60				
338	A Longwood	64 60	202	A Hampton	62 79	338	H Longwood	81 66				
202	H Hampton	68 82	279	H Charleston So.	55 63	343	A USC Upstate	66 58				

Non-Div I Games:

Presbyterian

Loss, Non-Conf, S Site, H Home A Away N Neutral



RPI	S	Opponent	Score
343	H	USC Upstate	70 54

P  
r  
e  
s  
b  
y  
t  
e  
r  
i  
a  
n

P  
r  
e  
s  
b  
y  
t  
e  
r  
i  
a  
n

Presbyterian



Average RPI Win: 180		WON-LOST	WINNING	LAST 10	STRENGTH OF	OPP. STRENGTH	TEAM	ADJ.	CONF.	ADJ CONF.
Average RPI Loss: 90		RECORD	PCT. RANK	GAMES	SCHEDULE	OF SCHEDULE	RPI	RPI	RPI	RPI
DIV. I ONLY		20- 9	70	1- 0	70	116	51	51	11	11
DIV. I NON-CONF.		8- 7	160	0- 0	56	72	73	73	11	11
TOTALS		RPI 1-25	RPI 26-50	W-L RECORDS		RPI 51-100	RPI 101-150	RPI 150+		
20- 9	0- 2	1- 1		OVERALL		3- 2	3- 3	13- 1		
8- 3	0- 0	1- 0		HOME		1- 1	1- 2	5- 0		
12- 3	0- 0	0- 0		AWAY		2- 1	2- 1	8- 1		
0- 3	0- 2	0- 1		NEUTRAL		0- 0	0- 0	0- 0		
8- 7	0- 2	1- 1		NON-CONFERENCE		0- 1	2- 2	5- 1		
3- 1	0- 0	1- 0		HOME		0- 0	1- 1	1- 0		
5- 3	0- 0	0- 0		AWAY		0- 1	1- 1	4- 1		
0- 3	0- 2	0- 1		NEUTRAL		0- 0	0- 0	0- 0		
12- 2	0- 0	0- 0		CONFERENCE		3- 1	1- 1	8- 0		
5- 2	0- 0	0- 0		HOME		1- 1	0- 1	4- 0		
7- 0	0- 0	0- 0		AWAY		2- 0	1- 0	4- 0		
0- 0	0- 0	0- 0		NEUTRAL		0- 0	0- 0	0- 0		

RPI 1-25				RPI 26-50				RPI 51-100				Team's RPI: 51		RPI 101+			
RPI	S	Opponent	Score	RPI	S	Opponent	Score	RPI	S	Opponent	Score			RPI	S	Opponent	Score
10	N	Syracuse	61 92	31	N	Kansas St.	61 80	55	A	Villanova	46 67			102	A	Hartford	75 38
20	N	DePaul	67 82	39	H	Quinnipiac	54 42	58	A	Penn	68 53			116	H	Marist	60 57
								58	H	Penn	60 66			135	A	Yale	80 68
								86	A	Harvard	75 71			135	H	Yale	86 96
								86	H	Harvard	61 58			141	H	Seton Hall	66 70
														145	A	Penn St.	71 79
														153	H	Davidson	65 57
														171	A	Rider	89 65
														197	A	Cornell	75 46
														197	H	Cornell	68 64
														210	A	Dartmouth	82 75
														210	H	Dartmouth	64 47
														215	A	Monmouth	79 47
														218	A	George Washington	49 64
														247	A	St. Francis Brooklyn	83 64
														250	A	Columbia	79 64
														250	H	Columbia	65 59
														282	A	Brown	88 68
														282	H	Brown	93 74
														318	A	New Hampshire	90 42
LAST 12 Division I GAMES:																	
				135	A	Yale	80 68					197	H	Cornell	68 64		
				282	A	Brown	88 68					210	A	Dartmouth	82 75		
				86	H	Harvard	61 58					86	A	Harvard	75 71		
				210	H	Dartmouth	64 47					282	H	Brown	93 74		
				58	A	Penn	68 53					135	H	Yale	86 96		
				250	H	Columbia	65 59					197	A	Cornell	75 46		

Non-Div I Games:

Princeton

■ Loss, 
 ■ Non-Conf, S Site, 
 ■ Home 
 ■ Away 
 N Neutral



Providence

Through Games Of March 14, 2019

Average RPI Win:	171	WON-LOST	WINNING	LAST 10	STRENGTH OF	OPP. STRENGTH	TEAM	ADJ.	CONF.	ADJ CONF.
Average RPI Loss:	77	RECORD	PCT. RANK	GAMES	SCHEDULE	OF SCHEDULE	RPI	RPI	RPI	RPI
DIV. I ONLY	17- 15	157	1- 1	85	73	120	120	6	6	
DIV. I NON-CONF.	8- 4	91	0- 0	226	200	149	149	4	4	
TOTALS	RPI 1-25	RPI 26-50	W-L RECORDS	RPI 51-100	RPI 101-150	RPI 150+				
17- 15	0- 5	0- 1	OVERALL	5- 5	4- 3	8- 1				
9- 7	0- 2	0- 1	HOME	3- 3	2- 1	4- 0				
6- 8	0- 3	0- 0	AWAY	2- 2	2- 2	2- 1				
2- 0	0- 0	0- 0	NEUTRAL	0- 0	0- 0	2- 0				
8- 4	0- 0	0- 1	NON-CONFERENCE	1- 1	2- 1	5- 1				
5- 2	0- 0	0- 1	HOME	1- 1	1- 0	3- 0				
2- 2	0- 0	0- 0	AWAY	0- 0	1- 1	1- 1				
1- 0	0- 0	0- 0	NEUTRAL	0- 0	0- 0	1- 0				
9- 11	0- 5	0- 0	CONFERENCE	4- 4	2- 2	3- 0				
4- 5	0- 2	0- 0	HOME	2- 2	1- 1	1- 0				
4- 6	0- 3	0- 0	AWAY	2- 2	1- 1	1- 0				
1- 0	0- 0	0- 0	NEUTRAL	0- 0	0- 0	1- 0				

RPI S Opponent	Score	RPI S Opponent	Score	RPI S Opponent	Score	RPI S Opponent	Score	Team's RPI: 120
12 A Marquette	46 85	39 H Quinnipiac	44 48	55 A Villanova	33 53	116 A St. John's (NY)	67 66	
12 H Marquette	57 80			55 H Villanova	67 61	116 H St. John's (NY)	57 60	
20 A DePaul	60 85			68 A Georgetown	56 61	132 A Boston College	61 57	
20 A DePaul	62 88			68 H Georgetown	52 68	135 H Yale	59 42	
20 H DePaul	61 76			75 A Butler	66 63	141 A Seton Hall	73 79	
				75 H Butler	74 68	141 H Seton Hall	82 75	
				93 A Creighton	77 63	145 A Penn St.	72 74	
				93 H Creighton	64 73	192 H Sacred Heart	62 52	
				94 H Northeastern	59 65	215 A Xavier	63 55	
				99 H Pepperdine	66 47	215 H Xavier	71 58	
						215 N Xavier	70 62	
						244 H Northern Ky.	48 43	
						258 A Rhode Island	65 72	
						285 H La Salle	77 47	
						294 N Bryant	72 64	
						327 A UMass Lowell	71 47	
LAST 12 Division I GAMES:								
215 N Xavier	70 62	75 A Butler	66 63					
20 A DePaul	60 85	215 A Xavier	63 55					
294 N Bryant	72 64	116 H St. John's (NY)	57 60					
12 H Marquette	57 80	141 H Seton Hall	82 75					
20 H DePaul	61 76	68 A Georgetown	56 61					
93 H Creighton	64 73	55 A Villanova	33 53					

Non-Div I Games:

Providence

Loss, Non-Conf, S Site, H Home A Away N Neutral



Average RPI Win:	150	WON-LOST	WINNING	LAST 10	STRENGTH OF	OPP. STRENGTH	TEAM	ADJ.	CONF.	ADJ CONF.
Average RPI Loss:	64	RECORD	PCT. RANK	GAMES	SCHEDULE	OF SCHEDULE	RPI	RPI	RPI	RPI
DIV. I ONLY	19- 15	141	1- 0	50	52	87	87	4	4	
DIV. I NON-CONF.	9- 4	85	0- 0	109	68	85	85	6	6	
TOTALS	RPI 1-25	RPI 26-50	W-L RECORDS	RPI 51-100	RPI 101-150	RPI 150+				
19- 15	2- 4	2- 5	OVERALL	2- 2	5- 3	8- 1				
13- 4	2- 2	2- 0	HOME	1- 1	3- 1	5- 0				
3- 8	0- 1	0- 4	AWAY	0- 1	2- 1	1- 1				
3- 3	0- 1	0- 1	NEUTRAL	1- 0	0- 1	2- 0				
9- 4	1- 2	0- 1	NON-CONFERENCE	1- 0	1- 1	6- 0				
7- 1	1- 1	0- 0	HOME	1- 0	1- 0	4- 0				
1- 1	0- 0	0- 1	AWAY	0- 0	0- 0	1- 0				
1- 2	0- 1	0- 0	NEUTRAL	0- 0	0- 1	1- 0				
10- 11	1- 2	2- 4	CONFERENCE	1- 2	4- 2	2- 1				
6- 3	1- 1	2- 0	HOME	0- 1	2- 1	1- 0				
2- 7	0- 1	0- 3	AWAY	0- 1	2- 1	0- 1				
2- 1	0- 0	0- 1	NEUTRAL	1- 0	0- 0	1- 0				

RPI	S	Opponent	Score	RPI	S	Opponent	Score	RPI	S	Opponent	Score	RPI	S	Opponent	Score
6	N	UConn	40 86	28	A	Rutgers	63 65	86	H	Harvard	66 65	101	H	Ohio St.	60 42
7	A	Iowa	58 72	28	N	Rutgers	49 64	95	A	Nebraska	61 67	106	A	Minnesota	64 53
7	H	Iowa	62 57	32	A	Ohio	73 80	95	H	Nebraska	64 84	106	H	Minnesota	45 65
14	H	Maryland	55 58	43	A	Michigan St.	66 74	95	N	Nebraska	75 71	115	A	Northwestern	57 54
18	H	Miami (FL)	74 63	46	H	Michigan	71 70					115	H	Northwestern	61 58
19	H	South Carolina	73 82	47	A	Indiana	51 73					116	N	St. John's (NY)	62 68
				47	H	Indiana	56 53					145	A	Penn St.	61 72
												149	H	Bradley	74 61
												186	A	Wisconsin	69 76
												217	A	Ball St.	80 38
												225	H	Illinois	72 50
												225	N	Illinois	72 60
												235	H	Albany (NY)	53 41
												239	N	Ole Miss	70 59
												241	H	Western Ill.	81 60
												253	H	Loyola Chicago	65 41
												334	H	Purdue Fort Wayne	78 44
LAST 12 Division I GAMES:															
				225	N	Illinois	72 60					115	H	Northwestern	61 58
				95	N	Nebraska	75 71					106	H	Minnesota	45 65
				28	N	Rutgers	49 64					95	A	Nebraska	61 67
				47	A	Indiana	51 73					225	H	Illinois	72 50
				14	H	Maryland	55 58					43	A	Michigan St.	66 74
				145	A	Penn St.	61 72					95	H	Nebraska	64 84

Non-Div I Games:

Purdue

■ Loss, 
■ Non-Conf, 
■ S Site, 
■ H Home 
■ A Away 
N Neutral



Average RPI Win:	286	WON-LOST	WINNING	LAST 10	STRENGTH OF	OPP. STRENGTH	TEAM	ADJ.	CONF.	ADJ CONF.
Average RPI Loss:	184	RECORD	PCT. RANK	GAMES	SCHEDULE	OF SCHEDULE	RPI	RPI	RPI	RPI
DIV. I ONLY	4- 22	336	0- 1	293	229	334	334	19	19	
DIV. I NON-CONF.	1- 8	322	0- 0	337	313	348	348	18	18	
TOTALS	RPI 1-25	RPI 26-50	W-L RECORDS	RPI 51-100	RPI 101-150	RPI 150+				
4- 22	0- 0	0- 5	OVERALL	0- 1	0- 0	4- 16				
3- 8	0- 0	0- 2	HOME	0- 0	0- 0	3- 6				
1- 13	0- 0	0- 2	AWAY	0- 1	0- 0	1- 10				
0- 1	0- 0	0- 1	NEUTRAL	0- 0	0- 0	0- 0				
1- 8	0- 0	0- 0	NON-CONFERENCE	0- 1	0- 0	1- 7				
0- 3	0- 0	0- 0	HOME	0- 0	0- 0	0- 3				
1- 5	0- 0	0- 0	AWAY	0- 1	0- 0	1- 4				
0- 0	0- 0	0- 0	NEUTRAL	0- 0	0- 0	0- 0				
3- 14	0- 0	0- 5	CONFERENCE	0- 0	0- 0	3- 9				
3- 5	0- 0	0- 2	HOME	0- 0	0- 0	3- 3				
0- 8	0- 0	0- 2	AWAY	0- 0	0- 0	0- 6				
0- 1	0- 0	0- 1	NEUTRAL	0- 0	0- 0	0- 0				

RPI 1-25			RPI 26-50			RPI 51-100			RPI 101+			Team's RPI: 334			
RPI	S	Opponent	Score	RPI	S	Opponent	Score	RPI	S	Opponent	Score	RPI	S	Opponent	Score
				26	A	South Dakota St.	68 92	87	A	Purdue	44 78	159	A	Oral Roberts	56 66
				26	H	South Dakota St.	52 85					159	H	Oral Roberts	61 72
				26	N	South Dakota St.	50 88					165	A	Denver	62 82
				40	A	South Dakota	51 69					165	H	Denver	70 55
				40	H	South Dakota	49 71					194	H	Eastern Mich.	72 87
												198	A	Milwaukee	48 70
												223	A	North Dakota	60 79
												223	H	North Dakota	58 74
												238	H	SIUE	49 57
												241	A	Western Ill.	59 73
												241	H	Western Ill.	61 90
												253	A	Loyola Chicago	67 81
												269	A	Western Mich.	61 69
												295	A	Eastern Ill.	63 72
												307	H	Valparaiso	64 68
												321	A	North Dakota St.	54 70
												321	H	North Dakota St.	66 46
												326	A	Omaha	61 70
												326	H	Omaha	56 48
												331	A	Evansville	72 66
LAST 12 Division I GAMES:															
				26	N	South Dakota St.	50 88	241	H	Western Ill.	61 90				
				321	H	North Dakota St.	66 46	40	H	South Dakota	49 71				
				223	H	North Dakota	58 74	159	A	Oral Roberts	56 66				
				26	A	South Dakota St.	68 92	165	H	Denver	70 55				
				326	A	Omaha	61 70	326	H	Omaha	56 48				
				165	A	Denver	62 82	241	A	Western Ill.	59 73				

Non-Div I Games: Taylor (IN) 84 74 Goshen 86 45 Ind.-Kokomo 87 50

Purdue Fort Wayne

Loss, Non-Conf, S Site, H Home A Away N Neutral



Quinnipiac

Through Games Of March 14, 2019

Average RPI Win:	224	WON-LOST	WINNING	LAST 10	STRENGTH OF	OPP. STRENGTH	TEAM	ADJ.	CONF.	ADJ CONF.
Average RPI Loss:	32	RECORD	PCT. RANK	GAMES	SCHEDULE	OF SCHEDULE	RPI	RPI	RPI	RPI
DIV. I ONLY	26- 6	21	2- 0	96	204	39	39	26	26	
DIV. I NON-CONF.	5- 6	177	0- 0	18	10	55	55	27	27	
TOTALS	RPI 1-25	RPI 26-50	W-L RECORDS	RPI 51-100	RPI 101-150	RPI 150+				
26- 6	0- 1	0- 4	OVERALL	2- 1	4- 0	20- 0				
10- 2	0- 1	0- 1	HOME	0- 0	1- 0	9- 0				
12- 2	0- 0	0- 1	AWAY	2- 1	2- 0	8- 0				
4- 2	0- 0	0- 2	NEUTRAL	0- 0	1- 0	3- 0				
5- 6	0- 1	0- 4	NON-CONFERENCE	2- 1	1- 0	2- 0				
1- 2	0- 1	0- 1	HOME	0- 0	0- 0	1- 0				
3- 2	0- 0	0- 1	AWAY	2- 1	1- 0	0- 0				
1- 2	0- 0	0- 2	NEUTRAL	0- 0	0- 0	1- 0				
21- 0	0- 0	0- 0	CONFERENCE	0- 0	3- 0	18- 0				
9- 0	0- 0	0- 0	HOME	0- 0	1- 0	8- 0				
9- 0	0- 0	0- 0	AWAY	0- 0	1- 0	8- 0				
3- 0	0- 0	0- 0	NEUTRAL	0- 0	1- 0	2- 0				

RPI 1-25				RPI 26-50				Team's RPI: 39	RPI 51-100				RPI 101+			
RPI	S	Opponent	Score	RPI	S	Opponent	Score		RPI	S	Opponent	Score	RPI	S	Opponent	Score
15	H	UCF	45 47	27	H	Central Mich.	52 67		51	A	Princeton	42 54	116	A	Marist	76 69
				29	N	Texas	55 56		63	A	Drexel	56 52	116	H	Marist	78 66
				30	N	Missouri	51 65		86	A	Harvard	72 67	116	N	Marist	81 51
				42	A	Bucknell	58 75						120	A	Providence	48 44
													171	A	Rider	66 60
													171	H	Rider	72 56
													215	A	Monmouth	58 46
													215	H	Monmouth	67 38
													215	N	Monmouth	80 42
													217	N	Ball St.	69 66
													265	A	Manhattan	64 39
													265	H	Manhattan	59 42
													274	H	Richmond	65 48
													275	A	Niagara	96 55
													275	H	Niagara	62 42
													278	A	Siena	67 38
													278	H	Siena	68 31
													284	A	Fairfield	48 40
													284	H	Fairfield	81 36
													284	N	Fairfield	63 48
													287	A	Canisius	55 42
													287	H	Canisius	68 51
													324	A	Iona	76 39
													347	H	Saint Peter's	90 45
LAST 12 Division I GAMES:																
				284	N	Fairfield	63 48		265	H	Manhattan	59 42				
				215	N	Monmouth	80 42		116	H	Marist	78 66				
				116	N	Marist	81 51		171	A	Rider	66 60				
				217	N	Ball St.	69 66		284	A	Fairfield	48 40				
				30	N	Missouri	51 65		265	A	Manhattan	64 39				
				278	A	Siena	67 38		287	H	Canisius	68 51				

Non-Div I Games:

Quinnipiac

Loss, Non-Conf, S Site, H Home A Away N Neutral



Average RPI Win: <b>240</b>	WON-LOST	WINNING	LAST 10	STRENGTH OF	OPP. STRENGTH	TEAM	ADJ.	CONF.	ADJ CONF.
Average RPI Loss: <b>122</b>	RECORD	PCT. RANK	GAMES	SCHEDULE	OF SCHEDULE	RPI	RPI	RPI	RPI
DIV. I ONLY	23- 6	32	1- 0	253	271	88	88	27	27
DIV. I NON-CONF.	5- 5	162	0- 0	113	64	112	112	29	29
TOTALS	RPI 1-25	RPI 26-50	W-L RECORDS	RPI 51-100	RPI 101-150	RPI 150+			
23- 6	0- 1	0- 0	OVERALL	2- 2	2- 1	19- 2			
12- 1	0- 0	0- 0	HOME	0- 0	1- 1	11- 0			
10- 4	0- 1	0- 0	AWAY	2- 1	1- 0	7- 2			
1- 1	0- 0	0- 0	NEUTRAL	0- 1	0- 0	1- 0			
5- 5	0- 1	0- 0	NON-CONFERENCE	2- 2	0- 1	3- 1			
2- 1	0- 0	0- 0	HOME	0- 0	0- 1	2- 0			
2- 3	0- 1	0- 0	AWAY	2- 1	0- 0	0- 1			
1- 1	0- 0	0- 0	NEUTRAL	0- 1	0- 0	1- 0			
18- 1	0- 0	0- 0	CONFERENCE	0- 0	2- 0	16- 1			
10- 0	0- 0	0- 0	HOME	0- 0	1- 0	9- 0			
8- 1	0- 0	0- 0	AWAY	0- 0	1- 0	7- 1			
0- 0	0- 0	0- 0	NEUTRAL	0- 0	0- 0	0- 0			

RPI 1-25				RPI 26-50				RPI 51-100 Team's RPI: 88				RPI 101+			
RPI	S	Opponent	Score	RPI	S	Opponent	Score	RPI	S	Opponent	Score	RPI	S	Opponent	Score
9	A	NC State	58 <b>75</b>					73	A	Virginia Tech	44 <b>55</b>	113	A	High Point	84 79
								92	A	VCU	54 49	113	H	High Point	80 58
								95	N	Nebraska	39 <b>77</b>	129	H	Morehead St.	72 <b>79</b>
								98	A	Virginia	57 44	166	N	Temple	56 50
												178	A	UNC Asheville	45 44
												178	H	UNC Asheville	60 46
												202	A	Hampton	54 <b>68</b>
												202	H	Hampton	84 59
												205	A	Campbell	56 52
												205	H	Campbell	61 57
												222	A	Mt. St. Mary's	77 <b>89</b>
												240	H	ETSU	79 64
												242	H	Gardner-Webb	79 69
												279	A	Charleston So.	67 41
												299	H	South Carolina St.	61 31
												306	A	Winthrop	79 57
												306	H	Winthrop	70 49
												315	A	Presbyterian	48 43
												315	H	Presbyterian	59 49
												315	H	Presbyterian	60 49
												338	A	Longwood	68 34
												338	H	Longwood	81 52
												343	A	USC Upstate	82 41
												343	H	USC Upstate	55 43
LAST 12 Division I GAMES:															
315	H	Presbyterian	60 49	306	A	Winthrop	79 57								
315	A	Presbyterian	48 43	338	H	Longwood	81 52								
202	H	Hampton	84 59	113	A	High Point	84 79								
343	H	USC Upstate	55 43	242	H	Gardner-Webb	79 69								
178	A	UNC Asheville	45 44	343	A	USC Upstate	82 41								
205	H	Campbell	61 57	205	A	Campbell	56 52								

Non-Div I Games: Shepherd 60 46

Radford

■ Loss, 
 ■ Non-Conf, S Site, 
 ■ Home 
 ■ Away 
 N Neutral



## Rhode Island

Through Games Of March 14, 2019

Average RPI Win:	212	WON-LOST	WINNING	LAST 10	STRENGTH OF	OPP. STRENGTH	TEAM	ADJ.	CONF.	ADJ CONF.
Average RPI Loss:	156	RECORD	PCT. RANK	GAMES	SCHEDULE	OF SCHEDULE	RPI	RPI	RPI	RPI
DIV. I ONLY	8- 21	285	0- 1	171	164	258	258	17	17	
DIV. I NON-CONF.	5- 7	206	0- 0	93	141	165	165	16	16	
TOTALS	RPI 1-25	RPI 26-50	W-L RECORDS	RPI 51-100	RPI 101-150	RPI 150+				
8- 21	0- 1	0- 1	OVERALL	0- 3	1- 6	7- 10				
3- 11	0- 0	0- 0	HOME	0- 2	1- 4	2- 5				
5- 10	0- 1	0- 1	AWAY	0- 1	0- 2	5- 5				
0- 0	0- 0	0- 0	NEUTRAL	0- 0	0- 0	0- 0				
5- 7	0- 1	0- 1	NON-CONFERENCE	0- 1	1- 3	4- 1				
3- 3	0- 0	0- 0	HOME	0- 1	1- 2	2- 0				
2- 4	0- 1	0- 1	AWAY	0- 0	0- 1	2- 1				
0- 0	0- 0	0- 0	NEUTRAL	0- 0	0- 0	0- 0				
3- 14	0- 0	0- 0	CONFERENCE	0- 2	0- 3	3- 9				
0- 8	0- 0	0- 0	HOME	0- 1	0- 2	0- 5				
3- 6	0- 0	0- 0	AWAY	0- 1	0- 1	3- 4				
0- 0	0- 0	0- 0	NEUTRAL	0- 0	0- 0	0- 0				

RPI 1-25				RPI 26-50				RPI 51-100				RPI 101+ Team's RPI: 258			
RPI	S	Opponent	Score	RPI	S	Opponent	Score	RPI	S	Opponent	Score	RPI	S	Opponent	Score
22	A	Kentucky	52 75	49	A	Clemson	67 80	83	H	Fordham	38 56	102	H	Hartford	51 65
								86	H	Harvard	47 80	106	A	Minnesota	71 91
								92	A	VCU	39 74	119	H	Dayton	62 74
												120	H	Providence	72 65
												132	H	Boston College	64 88
												134	A	Duquesne	69 106
												134	H	Duquesne	58 75
												153	A	Davidson	64 58
												153	H	Davidson	67 77
												173	A	Holy Cross	65 73
												179	A	Robert Morris	46 41
												182	A	Saint Louis	68 56
												206	A	Massachusetts	34 56
												206	H	Massachusetts	53 57
												218	H	George Washington	59 64
												223	H	North Dakota	77 63
												226	A	George Mason	69 75
												236	H	Saint Joseph's	48 55
												261	A	St. Bonaventure	61 62
												261	H	St. Bonaventure	68 84
												274	A	Richmond	66 60
												280	A	Vermont	61 58
												282	H	Brown	72 67
												285	A	La Salle	71 77
LAST 12 Division I GAMES:															
134	A	Duquesne	69 106	134	H	Duquesne	58 75	206	A	Massachusetts	34 56	282	H	Brown	72 67
282	H	Brown	72 67	206	A	Massachusetts	34 56	285	A	La Salle	71 77	285	A	La Salle	71 77
206	H	Massachusetts	53 57	119	H	Dayton	62 74	261	H	St. Bonaventure	68 84				
153	A	Davidson	64 58	226	A	George Mason	69 75								
236	H	Saint Joseph's	48 55												
261	A	St. Bonaventure	61 62												

Non-Div I Games:

Rhode Island

■ Loss, 
 ■ Non-Conf, 
 ■ S Site, 
 ■ H Home 
 ■ A Away 
 N Neutral



Average RPI Win:	200	WON-LOST	WINNING	LAST 10	STRENGTH OF	OPP. STRENGTH	TEAM	ADJ.	CONF.	ADJ CONF.
Average RPI Loss:	29	RECORD	PCT. RANK	GAMES	SCHEDULE	OF SCHEDULE	RPI	RPI	RPI	RPI
DIV. I ONLY	26- 3	6	1- 0	200	117	34	34	14	14	
DIV. I NON-CONF.	9- 3	62	0- 0	185	108	65	65	17	17	
TOTALS	RPI 1-25	RPI 26-50	W-L RECORDS	RPI 51-100	RPI 101-150	RPI 150+				
26- 3	0- 1	0- 2	OVERALL	4- 0	3- 0	19- 0				
13- 0	0- 0	0- 0	HOME	0- 0	3- 0	10- 0				
11- 2	0- 1	0- 1	AWAY	4- 0	0- 0	7- 0				
2- 1	0- 0	0- 1	NEUTRAL	0- 0	0- 0	2- 0				
9- 3	0- 1	0- 2	NON-CONFERENCE	1- 0	1- 0	7- 0				
5- 0	0- 0	0- 0	HOME	0- 0	1- 0	4- 0				
3- 2	0- 1	0- 1	AWAY	1- 0	0- 0	2- 0				
1- 1	0- 0	0- 1	NEUTRAL	0- 0	0- 0	1- 0				
17- 0	0- 0	0- 0	CONFERENCE	3- 0	2- 0	12- 0				
8- 0	0- 0	0- 0	HOME	0- 0	2- 0	6- 0				
8- 0	0- 0	0- 0	AWAY	3- 0	0- 0	5- 0				
1- 0	0- 0	0- 0	NEUTRAL	0- 0	0- 0	1- 0				

RPI 1-25				RPI 26-50				Team's RPI: 34		RPI 51-100				RPI 101+			
RPI	S	Opponent	Score	RPI	S	Opponent	Score		RPI	S	Opponent	Score	RPI	S	Opponent	Score	
17	A	Texas A&M	54 65	33	A	UCLA	50 59		70	A	Middle Tenn.	60 47	104	H	Charlotte	61 51	
				37	N	North Carolina	50 71		74	A	Little Rock	79 65	108	H	Old Dominion	48 42	
									96	A	UAB	55 43	143	H	Georgia St.	66 49	
									97	A	Western Ky.	68 46	172	A	Louisiana Tech	61 51	
													172	H	Louisiana Tech	78 42	
													175	A	North Texas	59 47	
													175	H	North Texas	64 52	
													175	N	North Texas	61 43	
													176	N	Coastal Caro.	56 52	
													185	A	Prairie View	68 58	
													196	A	Southern Miss.	58 47	
													219	A	Marshall	79 67	
													228	H	Texas Southern	76 71	
													230	H	SMU	66 52	
													256	H	UTEP	76 42	
													291	H	New Orleans	67 56	
													302	A	UTSA	72 46	
													302	H	UTSA	85 54	
													305	H	Fla. Atlantic	63 35	
													309	A	Incarnate Word	74 63	
													312	H	McNeese	93 65	
													323	H	FIU	76 44	
LAST 12 Division I GAMES:																	
				175	N	North Texas	61 43		219	A	Marshall	79 67					
				302	A	UTSA	72 46		97	A	Western Ky.	68 46					
				172	H	Louisiana Tech	78 42		108	H	Old Dominion	48 42					
				175	A	North Texas	59 47		104	H	Charlotte	61 51					
				305	H	Fla. Atlantic	63 35		96	A	UAB	55 43					
				323	H	FIU	76 44		70	A	Middle Tenn.	60 47					

Non-Div I Games:

Rice

■ Loss, 
 ■ Non-Conf, S Site, 
 ■ Home 
 ■ Away 
 N Neutral



Average RPI Win: <b>248</b>	WON-LOST	WINNING	LAST 10	STRENGTH OF	OPP. STRENGTH	TEAM	ADJ.	CONF.	ADJ CONF.
Average RPI Loss: <b>139</b>	RECORD	PCT. RANK	GAMES	SCHEDULE	OF SCHEDULE	RPI	RPI	RPI	RPI
DIV. I ONLY	9- 21	274	0- 1	155	156	274	274	17	17
DIV. I NON-CONF.	3- 10	278	0- 0	101	124	265	265	16	16
TOTALS	RPI 1-25	RPI 26-50	W-L RECORDS	RPI 51-100	RPI 101-150	RPI 150+			
9- 21	0- 1	0- 2	OVERALL	0- 6	0- 2	9- 10			
8- 7	0- 0	0- 1	HOME	0- 3	0- 0	8- 3			
1- 13	0- 1	0- 1	AWAY	0- 2	0- 2	1- 7			
0- 1	0- 0	0- 0	NEUTRAL	0- 1	0- 0	0- 0			
3- 10	0- 1	0- 2	NON-CONFERENCE	0- 3	0- 0	3- 4			
3- 4	0- 0	0- 1	HOME	0- 2	0- 0	3- 1			
0- 5	0- 1	0- 1	AWAY	0- 0	0- 0	0- 3			
0- 1	0- 0	0- 0	NEUTRAL	0- 1	0- 0	0- 0			
6- 11	0- 0	0- 0	CONFERENCE	0- 3	0- 2	6- 6			
5- 3	0- 0	0- 0	HOME	0- 1	0- 0	5- 2			
1- 8	0- 0	0- 0	AWAY	0- 2	0- 2	1- 4			
0- 0	0- 0	0- 0	NEUTRAL	0- 0	0- 0	0- 0			

RPI 1-25				RPI 26-50				RPI 51-100				RPI 101+ Team's RPI: 274			
RPI	S	Opponent	Score	RPI	S	Opponent	Score	RPI	S	Opponent	Score	RPI	S	Opponent	Score
15	A	UCF	48 <b>70</b>	32	H	Ohio	58 <b>109</b>	63	H	Drexel	35 <b>58</b>	119	A	Dayton	50 <b>71</b>
				39	A	Quinnipiac	48 <b>65</b>	68	H	Georgetown	53 <b>73</b>	134	A	Duquesne	54 <b>80</b>
								73	N	Virginia Tech	57 <b>85</b>	151	A	Wake Forest	48 <b>62</b>
								83	A	Fordham	48 <b>60</b>	153	A	Davidson	55 <b>78</b>
								92	A	VCU	37 <b>58</b>	161	A	William & Mary	55 <b>65</b>
								92	H	VCU	43 <b>68</b>	182	A	Saint Louis	49 <b>58</b>
												182	A	Saint Louis	48 <b>78</b>
												203	H	UMES	57 55
												206	A	Massachusetts	38 <b>64</b>
												206	H	Massachusetts	62 58
												218	H	George Washington	56 48
												226	H	George Mason	52 <b>67</b>
												232	H	Howard	67 60
												236	H	Saint Joseph's	46 45
												258	H	Rhode Island	60 <b>66</b>
												261	H	St. Bonaventure	57 49
												284	H	Fairfield	40 <b>58</b>
												285	A	La Salle	74 60
												285	H	La Salle	56 51
												305	A	Fla. Atlantic	55 <b>69</b>
												308	H	UNC Greensboro	59 48
LAST 12 Division I GAMES:															
182	A	Saint Louis	49 <b>58</b>	261	H	St. Bonaventure	57 49								
218	H	George Washington	56 48	92	A	VCU	37 <b>58</b>								
206	A	Massachusetts	38 <b>64</b>	119	A	Dayton	50 <b>71</b>								
285	H	La Salle	56 51	206	H	Massachusetts	62 58								
226	H	George Mason	52 <b>67</b>	285	A	La Salle	74 60								
182	A	Saint Louis	48 <b>78</b>	236	H	Saint Joseph's	46 45								






















































Non-Div I Games:

Richmond

■ Loss, 
 ■ Non-Conf, 
 ■ S Site, 
 ■ H Home 
 ■ A Away 
 N Neutral




Average RPI Win: <b>265</b>	WON-LOST	WINNING	LAST 10	STRENGTH OF	OPP. STRENGTH	TEAM	ADJ.	CONF.	ADJ CONF.
Average RPI Loss: <b>146</b>	RECORD	PCT. RANK	GAMES	SCHEDULE	OF SCHEDULE	RPI	RPI	RPI	RPI
DIV. I ONLY	<b>19- 12</b>	<b>108</b>	<b>0- 1</b>	<b>270</b>	<b>253</b>	<b>171</b>	<b>171</b>	<b>26</b>	<b>26</b>
DIV. I NON-CONF.	<b>4- 7</b>	<b>228</b>	<b>0- 0</b>	<b>230</b>	<b>185</b>	<b>243</b>	<b>243</b>	<b>27</b>	<b>27</b>
TOTALS	RPI 1-25	RPI 26-50	W-L RECORDS	RPI 51-100	RPI 101-150	RPI 150+			
19- 12	0- 0	0- 3	OVERALL	0- 2	2- 2	17- 5			
8- 6	0- 0	0- 1	HOME	0- 2	1- 0	7- 3			
10- 4	0- 0	0- 2	AWAY	0- 0	1- 0	9- 2			
1- 2	0- 0	0- 0	NEUTRAL	0- 0	0- 2	1- 0			
4- 7	0- 0	0- 1	NON-CONFERENCE	0- 2	0- 1	4- 3			
2- 3	0- 0	0- 0	HOME	0- 2	0- 0	2- 1			
2- 3	0- 0	0- 1	AWAY	0- 0	0- 0	2- 2			
0- 1	0- 0	0- 0	NEUTRAL	0- 0	0- 1	0- 0			
15- 5	0- 0	0- 2	CONFERENCE	0- 0	2- 1	13- 2			
6- 3	0- 0	0- 1	HOME	0- 0	1- 0	5- 2			
8- 1	0- 0	0- 1	AWAY	0- 0	1- 0	7- 0			
1- 1	0- 0	0- 0	NEUTRAL	0- 0	0- 1	1- 0			

RPI S	Opponent	Score	RPI S	Opponent	Score	RPI S	Opponent	Score	RPI S	Opponent	Score	Team's RPI: 171
			39  Quinnipiac	56  72	51  Princeton	65  89	116  Marist	68 58				
			39  Quinnipiac	60  66	68  Georgetown	49  79	116  Marist	70 64				
			42  Bucknell	59  80			116 N Marist	52  62				
							132 N Boston College	61  112				
							173  Holy Cross	61  71				
							215  Monmouth	55 43				
							215  Monmouth	65 50				
							222  Mt. St. Mary's	85 67				
							236  Saint Joseph's	56 54				
							252  Binghamton	62 57				
							255  Navy	60  66				
							265  Manhattan	73 63				
							265  Manhattan	57  60				
							275  Niagara	79 64				
							278  Siena	55 52				
							278  Siena	77 54				
							280  Vermont	49  54				
							284  Fairfield	60 53				
							284  Fairfield	62 59				
							287  Canisius	49  62				
							324  Iona	66 58				
							324  Iona	75 64				
							324 N Iona	54 46				
							325  NJIT	67 46				
							347  Saint Peter's	78 43				
							347  Saint Peter's	60 38				
LAST 12 Division I GAMES:												
			116 N Marist	52  62	39  Quinnipiac	60  66						
			324 N Iona	54 46	265  Manhattan	57  60						
			132 N Boston College	61  112	347  Saint Peter's	78 43						
			284  Fairfield	60 53	324  Iona	75 64						
			278  Siena	77 54	116  Marist	70 64						
			275  Niagara	79 64	215  Monmouth	65 50						

Non-Div I Games:

Rider

 Loss, 
  Non-Conf, 
 S Site, 
  Home 
  Away 
 N Neutral



Average RPI Win:	288	WON-LOST	WINNING	LAST 10	STRENGTH OF	OPP. STRENGTH	TEAM	ADJ.	CONF.	ADJ CONF.
Average RPI Loss:	147	RECORD	PCT. RANK	GAMES	SCHEDULE	OF SCHEDULE	RPI	RPI	RPI	RPI
DIV. I ONLY	20- 10	79	2- 0	318	304	179	179	31	31	
DIV. I NON-CONF.	2- 8	293	0- 0	222	76	313	313	31	31	
TOTALS	RPI 1-25	RPI 26-50	W-L RECORDS	RPI 51-100	RPI 101-150	RPI 150+				
20- 10	0- 1	0- 1	OVERALL	0- 1	0- 2	20- 5				
13- 3	0- 0	0- 1	HOME	0- 1	0- 0	13- 1				
7- 6	0- 1	0- 0	AWAY	0- 0	0- 2	7- 3				
0- 1	0- 0	0- 0	NEUTRAL	0- 0	0- 0	0- 1				
2- 8	0- 1	0- 1	NON-CONFERENCE	0- 1	0- 2	2- 3				
2- 3	0- 0	0- 1	HOME	0- 1	0- 0	2- 1				
0- 4	0- 1	0- 0	AWAY	0- 0	0- 2	0- 1				
0- 1	0- 0	0- 0	NEUTRAL	0- 0	0- 0	0- 1				
18- 2	0- 0	0- 0	CONFERENCE	0- 0	0- 0	18- 2				
11- 0	0- 0	0- 0	HOME	0- 0	0- 0	11- 0				
7- 2	0- 0	0- 0	AWAY	0- 0	0- 0	7- 2				
0- 0	0- 0	0- 0	NEUTRAL	0- 0	0- 0	0- 0				

RPI 1-25				RPI 26-50				RPI 51-100				RPI 101+ Team's RPI: 179			
RPI	S	Opponent	Score	RPI	S	Opponent	Score	RPI	S	Opponent	Score	RPI	S	Opponent	Score
7	A	Iowa	63 92	35	H	James Madison	36 59	82	H	Kent St.	46 54	105	A	Loyola Marymount	53 61
												121	A	Youngstown St.	59 69
												192	A	Sacred Heart	45 54
												192	H	Sacred Heart	64 46
												193	A	Saint Francis (PA)	66 60
												193	H	Saint Francis (PA)	66 53
												214	A	Bowling Green	60 61
												222	A	Mt. St. Mary's	55 61
												222	H	Mt. St. Mary's	69 65
												222	H	Mt. St. Mary's	70 58
												230	N	SMU	55 60
												247	A	St. Francis Brooklyn	75 56
												247	H	St. Francis Brooklyn	74 57
												258	H	Rhode Island	41 46
												285	H	La Salle	67 39
												294	A	Bryant	60 57
												294	H	Bryant	59 56
												319	A	Wagner	77 57
												319	H	Wagner	69 46
												328	A	Central Conn. St.	64 57
												328	H	Central Conn. St.	60 40
												340	H	Delaware St.	64 63
												344	A	Fairleigh Dickinson	63 43
												344	H	Fairleigh Dickinson	64 38
												344	H	Fairleigh Dickinson	71 49
												351	A	LIU Brooklyn	89 37
LAST 12 Division I GAMES:															
344	H	Fairleigh Dickinson	64 38	351	H	LIU Brooklyn	71 54	247	H	St. Francis Brooklyn	74 57				
222	H	Mt. St. Mary's	69 65					193	A	Saint Francis (PA)	66 60				
105	A	Loyola Marymount	53 61					222	A	Mt. St. Mary's	55 61				
193	H	Saint Francis (PA)	66 53					328	H	Central Conn. St.	60 40				
192	A	Sacred Heart	45 54					294	H	Bryant	59 56				
319	A	Wagner	77 57												

Non-Div I Games: Pitt.-Johnstown 73 53

Robert Morris

■ Loss, 
■ Non-Conf, 
■ S Site, 
■ H Home 
■ A Away 
N Neutral



RPI	S	Opponent	Score
351	H	LIU Brooklyn	71 54

R  
o  
b  
e  
r  
t  
M  
o  
r  
r  
i  
s

R  
o  
b  
e  
r  
t  
M  
o  
r  
r  
i  
s

Robert Morris



Records				Through Games of March 11, 1919						
Average RPI Win:	138	WON-LOST	WINNING	LAST 10	STRENGTH OF	OPP. STRENGTH	TEAM	ADJ.	CONF.	ADJ CONF.
Average RPI Loss:	43	RECORD	PCT. RANK	GAMES	SCHEDULE	OF SCHEDULE	RPI	RPI	RPI	RPI
DIV. I ONLY	22- 9	58	1- 0	26	61	28	28	4	4	
DIV. I NON-CONF.	8- 3	72	0- 0	87	115	60	60	6	6	
-----										
TOTALS	RPI 1-25	RPI 26-50		W-L RECORDS		RPI 51-100	RPI 101-150	RPI 150+		
22- 9	1- 5	3- 1		OVERALL		5- 1	6- 2	7- 0		
13- 2	0- 1	2- 0		HOME		2- 0	4- 1	5- 0		
7- 4	1- 1	1- 1		AWAY		2- 1	2- 1	1- 0		
2- 3	0- 3	0- 0		NEUTRAL		1- 0	0- 0	1- 0		
8- 3	0- 2	0- 0		NON-CONFERENCE		2- 1	1- 0	5- 0		
6- 0	0- 0	0- 0		HOME		1- 0	1- 0	4- 0		
1- 1	0- 0	0- 0		AWAY		1- 1	0- 0	0- 0		
1- 2	0- 2	0- 0		NEUTRAL		0- 0	0- 0	1- 0		
14- 6	1- 3	3- 1		CONFERENCE		3- 0	5- 2	2- 0		
7- 2	0- 1	2- 0		HOME		1- 0	3- 1	1- 0		
6- 3	1- 1	1- 1		AWAY		1- 0	2- 1	1- 0		
1- 1	0- 1	0- 0		NEUTRAL		1- 0	0- 0	0- 0		

RPI	S	Opponent	Score	RPI	S	Opponent	Score	Team's RPI: 28	RPI	S	Opponent	Score	RPI	S	Opponent	Score
7	A	Iowa	66 72	43	H	Michigan St.	76 62		73	A	Virginia Tech	51 67	101	A	Ohio St.	66 56
7	N	Iowa	67 72	46	A	Michigan	76 86		85	H	LSU	57 43	101	H	Ohio St.	39 59
13	N	Gonzaga	40 57	47	A	Indiana	69 61		86	A	Harvard	60 49	106	A	Minnesota	46 60
14	A	Maryland	73 65	47	H	Indiana	69 64		87	H	Purdue	65 63	106	H	Minnesota	60 54
14	H	Maryland	48 62						87	N	Purdue	64 49	115	H	Northwestern	45 41
16	N	Drake	59 69						95	A	Nebraska	62 56	136	H	Stony Brook	61 47
													145	A	Penn St.	69 61
													145	H	Penn St.	74 61
													186	H	Wisconsin	73 53
													193	H	Saint Francis (PA)	96 52
													225	A	Illinois	71 60
													235	H	Albany (NY)	65 39
													240	N	ETSU	68 44
													282	H	Brown	73 52
													328	H	Central Conn. St.	73 44
LAST 12 Division I GAMES:																
87	N	Purdue	64 49	186	H	Wisconsin	73 53		46	A	Michigan	76 86				
7	N	Iowa	67 72	47	A	Indiana	69 61		101	H	Ohio St.	39 59				
240	N	ETSU	68 44	14	H	Maryland	48 62		106	A	Minnesota	46 60				
13	N	Gonzaga	40 57													
101	A	Ohio St.	66 56													
106	H	Minnesota	60 54													

Non-Div I Games:

Rutgers

■ Loss, 
 ■ Non-Conf, S Site, 
 ■ Home 
 ■ Away 
 N Neutral



SFA										
Average RPI Win:	232	WON-LOST	WINNING	LAST 10	STRENGTH OF	OPP. STRENGTH	TEAM	ADJ.	CONF.	ADJ CONF.
Average RPI Loss:	106	RECORD	PCT. RANK	GAMES	SCHEDULE	OF SCHEDULE	RPI	RPI	RPI	RPI
DIV. I ONLY	22- 5	20	0- 1	219	264	62	62	25	25	
DIV. I NON-CONF.	6- 3	91	0- 1	114	160	72	72	23	23	
TOTALS	RPI 1-25	RPI 26-50	W-L RECORDS	RPI 51-100	RPI 101-150	RPI 150+				
22- 5	0- 1	0- 0	OVERALL	1- 2	4- 1	17- 1				
14- 0	0- 0	0- 0	HOME	1- 0	3- 0	10- 0				
7- 5	0- 1	0- 0	AWAY	0- 2	1- 1	6- 1				
1- 0	0- 0	0- 0	NEUTRAL	0- 0	0- 0	1- 0				
6- 3	0- 1	0- 0	NON-CONFERENCE	0- 1	2- 1	4- 0				
5- 0	0- 0	0- 0	HOME	0- 0	2- 0	3- 0				
0- 3	0- 1	0- 0	AWAY	0- 1	0- 1	0- 0				
1- 0	0- 0	0- 0	NEUTRAL	0- 0	0- 0	1- 0				
16- 2	0- 0	0- 0	CONFERENCE	1- 1	2- 0	13- 1				
9- 0	0- 0	0- 0	HOME	1- 0	1- 0	7- 0				
7- 2	0- 0	0- 0	AWAY	0- 1	1- 0	6- 1				
0- 0	0- 0	0- 0	NEUTRAL	0- 0	0- 0	0- 0				

RPI 1-25				RPI 26-50				RPI 51-100 Team's RPI: 62				RPI 101+			
RPI	S	Opponent	Score	RPI	S	Opponent	Score	RPI	S	Opponent	Score	RPI	S	Opponent	Score
18	A	Miami (FL)	60 81					53	A	Lamar University	46 62	135	H	Yale	67 57
								53	H	Lamar University	70 58	140	A	Texas Tech	69 77
								54	A	New Mexico	33 74	144	A	Abilene Christian	71 55
												144	H	Abilene Christian	65 48
												147	H	Montana St.	60 53
												157	H	Nicholls St.	70 62
												158	H	Tulsa	76 34
												183	A	Sam Houston St.	78 68
												183	H	Sam Houston St.	83 75
												202	N	Hampton	70 68
												228	H	Texas Southern	74 55
												264	A	A&M-Corpus Christi	44 46
												277	A	Central Ark.	59 53
												277	H	Central Ark.	79 43
												291	H	New Orleans	97 38
												309	A	Incarnate Word	66 56
												309	H	Incarnate Word	65 48
												311	H	Morgan St.	69 42
												312	A	McNeese	97 48
												316	A	Northwestern St.	87 67
												316	H	Northwestern St.	84 56
												322	A	Southeastern La.	62 51
												332	H	Houston Baptist	65 53
LAST 12 Division I GAMES:															
54	A	New Mexico	33 74	309	H	Incarnate Word	65 48	264	A	A&M-Corpus Christi	44 46	316	A	Northwestern St.	87 67
135	H	Yale	67 57	264	A	A&M-Corpus Christi	44 46	312	A	McNeese	97 48	316	H	Northwestern St.	84 56
183	H	Sam Houston St.	83 75	316	A	Northwestern St.	87 67	53	H	Lamar University	70 58	322	A	Southeastern La.	62 51
144	H	Abilene Christian	65 48	312	A	McNeese	97 48	332	H	Houston Baptist	65 53				
53	A	Lamar University	46 62												
277	H	Central Ark.	79 43												

Non-Div I Games: Wiley 97 38 Cameron 86 59 Our Lady of the Lak93 77

SFA

Loss, Non-Conf, S Site, H Home A Away N Neutral



Average RPI Win: <b>272</b>	WON-LOST	WINNING	LAST 10	STRENGTH OF	OPP. STRENGTH	TEAM	ADJ.	CONF.	ADJ CONF.
Average RPI Loss: <b>172</b>	RECORD	PCT. RANK	GAMES	SCHEDULE	OF SCHEDULE	RPI	RPI	RPI	RPI
DIV. I ONLY	<b>12- 16</b>	<b>216</b>	<b>0- 1</b>	<b>287</b>	<b>279</b>	<b>238</b>	<b>238</b>	<b>22</b>	<b>22</b>
DIV. I NON-CONF.	<b>4- 6</b>	<b>212</b>	<b>0- 0</b>	<b>311</b>	<b>260</b>	<b>228</b>	<b>228</b>	<b>22</b>	<b>22</b>
TOTALS	RPI 1-25	RPI 26-50	W-L RECORDS	RPI 51-100	RPI 101-150	RPI 150+			
12- 16	0- 0	0- 2	OVERALL	0- 1	2- 4	10- 9			
6- 4	0- 0	0- 0	HOME	0- 0	2- 2	4- 2			
6- 11	0- 0	0- 2	AWAY	0- 0	0- 2	6- 7			
0- 1	0- 0	0- 0	NEUTRAL	0- 1	0- 0	0- 0			
4- 6	0- 0	0- 1	NON-CONFERENCE	0- 1	1- 0	3- 4			
1- 0	0- 0	0- 0	HOME	0- 0	1- 0	0- 0			
3- 5	0- 0	0- 1	AWAY	0- 0	0- 0	3- 4			
0- 1	0- 0	0- 0	NEUTRAL	0- 1	0- 0	0- 0			
8- 10	0- 0	0- 1	CONFERENCE	0- 0	1- 4	7- 5			
5- 4	0- 0	0- 0	HOME	0- 0	1- 2	4- 2			
3- 6	0- 0	0- 1	AWAY	0- 0	0- 2	3- 3			
0- 0	0- 0	0- 0	NEUTRAL	0- 0	0- 0	0- 0			

RPI S	Opponent	Score	RPI S	Opponent	Score	RPI S	Opponent	Score	RPI S	Opponent	Score	Team's RPI: 238
30	A Missouri	36 59	69	N Missouri St.	65 68	111	A UT Martin	55 68				
45	A Belmont	54 87				111	H UT Martin	48 75				
						129	H Morehead St.	67 73				
						139	H Illinois St.	68 61				
						146	A Tennessee Tech	55 79				
						146	H Tennessee Tech	63 61				
						182	A Saint Louis	56 63				
						213	A Jacksonville St.	51 47				
						213	H Jacksonville St.	61 68				
						225	A Illinois	57 74				
						229	A UMKC	75 80				
						243	A Southeast Mo. St.	58 63				
						243	H Southeast Mo. St.	52 62				
						253	A Loyola Chicago	43 56				
						259	A Austin Peay	65 77				
						259	H Austin Peay	69 68				
						262	A Murray St.	75 81				
						262	H Murray St.	71 54				
						295	A Eastern Ill.	65 56				
						295	H Eastern Ill.	78 62				
						304	A Tennessee St.	66 55				
						331	A Evansville	54 45				
						333	H Eastern Ky.	74 55				
						334	A Purdue Fort Wayne	57 49				
						348	A Chicago St.	82 66				
LAST 12 Division I GAMES:												
213	H Jacksonville St.	61 68	262	A Murray St.	75 81							
146	H Tennessee Tech	63 61	259	A Austin Peay	65 77							
45	A Belmont	54 87	333	H Eastern Ky.	74 55							
304	A Tennessee St.	66 55	129	H Morehead St.	67 73							
111	H UT Martin	48 75	111	A UT Martin	55 68							
295	H Eastern Ill.	78 62	243	A Southeast Mo. St.	58 63							

Non-Div I Games: McKendree 64 63

SIUE

■ Loss, 
 ■ Non-Conf, 
 ■ S Site, 
 ■ Home 
 ■ A Away 
 N Neutral



SMU				STRENGTH OF SCHEDULE	OPP. STRENGTH OF SCHEDULE	TEAM RPI	ADJ. RPI	CONF. RPI	ADJ CONF. RPI
Average RPI Win:	219	WON-LOST RECORD	WINNING PCT. RANK						
Average RPI Loss:	127		LAST 10 GAMES						
DIV. I ONLY	11- 19	242	0- 1	123	133	230	230	9	9
DIV. I NON-CONF.	6- 7	172	0- 0	167	285	223	223	8	8
-----									
TOTALS	RPI 1-25	RPI 26-50	W-L RECORDS	RPI 51-100	RPI 101-150	RPI 150+			
11- 19	0- 3	0- 1	OVERALL	0- 3	1- 3	10- 9			
8- 8	0- 1	0- 0	HOME	0- 1	1- 1	7- 5			
1- 10	0- 2	0- 1	AWAY	0- 2	0- 2	1- 3			
2- 1	0- 0	0- 0	NEUTRAL	0- 0	0- 0	2- 1			
6- 7	0- 0	0- 1	NON-CONFERENCE	0- 2	0- 1	6- 3			
4- 4	0- 0	0- 0	HOME	0- 1	0- 0	4- 3			
0- 3	0- 0	0- 1	AWAY	0- 1	0- 1	0- 0			
2- 0	0- 0	0- 0	NEUTRAL	0- 0	0- 0	2- 0			
5- 12	0- 3	0- 0	CONFERENCE	0- 1	1- 2	4- 6			
4- 4	0- 1	0- 0	HOME	0- 0	1- 1	3- 2			
1- 7	0- 2	0- 0	AWAY	0- 1	0- 1	1- 3			
0- 1	0- 0	0- 0	NEUTRAL	0- 0	0- 0	0- 1			

RPI 1-25				RPI 26-50				RPI 51-100				RPI 101+ Team's RPI: 230			
RPI	S	Opponent	Score	RPI	S	Opponent	Score	RPI	S	Opponent	Score	RPI	S	Opponent	Score
6	A	UConn	39 79	34	A	Rice	52 66	59	A	TCU	63 65	109	A	Houston	68 69
15	A	UCF	43 55					71	H	UT Arlington	41 66	109	H	Houston	61 72
15	H	UCF	54 66					76	A	Cincinnati	57 69	114	H	South Fla.	46 44
												128	A	Northern Colo.	57 58
												155	H	Oklahoma	61 77
												156	H	Alabama	61 62
												158	A	Tulsa	35 49
												166	H	Temple	53 52
												167	A	Tulane	64 60
												167	H	Tulane	43 61
												175	H	North Texas	73 66
												179	N	Robert Morris	60 55
												191	A	East Carolina	61 67
												191	H	East Carolina	54 64
												191	N	East Carolina	48 50
												221	N	Northern Ariz.	55 48
												231	H	Memphis	71 48
												257	A	Wichita St.	42 53
												257	H	Wichita St.	78 50
												266	H	CSU Bakersfield	49 43
												300	H	La.-Monroe	49 38
												322	H	Southeastern La.	62 63
												329	H	Mississippi Val.	62 47
LAST 12 Division I GAMES:															
191	N	East Carolina	48 50	257	A	Wichita St.	42 53								
221	N	Northern Ariz.	55 48	191	H	East Carolina	54 64								
191	A	East Carolina	61 67	15	H	UCF	54 66								
231	H	Memphis	71 48	158	A	Tulsa	35 49								
167	A	Tulane	64 60	109	A	Houston	68 69								
166	H	Temple	53 52	114	H	South Fla.	46 44								

Non-Div I Games:

SMU

■ Loss, 
 ■ Non-Conf, 
 ■ S Site, 
 ■ Home 
 ■ Away 
 N Neutral



Average RPI Win: 257				Through Games of March 11, 2015													
WON-LOST		WINNING		LAST 10		STRENGTH OF		OPP. STRENGTH		TEAM		ADJ.		CONF.		ADJ CONF.	
RECORD		PCT. RANK		GAMES		SCHEDULE		OF SCHEDULE		RPI		RPI		RPI		RPI	
DIV. I ONLY		9- 19		267		0- 1		213		192		267		267		16	
DIV. I NON-CONF.		3- 4		199		0- 0		178		249		221		221		13	
TOTALS		RPI 1-25		RPI 26-50		W-L RECORDS		RPI 51-100		RPI 101-150		RPI 150+					
9- 19		0- 0		0- 0		OVERALL		0- 5		0- 8		9- 6					
4- 9		0- 0		0- 0		HOME		0- 2		0- 4		4- 3					
3- 8		0- 0		0- 0		AWAY		0- 2		0- 4		3- 2					
2- 2		0- 0		0- 0		NEUTRAL		0- 1		0- 0		2- 1					
3- 4		0- 0		0- 0		NON-CONFERENCE		0- 3		0- 0		3- 1					
1- 2		0- 0		0- 0		HOME		0- 1		0- 0		1- 1					
0- 1		0- 0		0- 0		AWAY		0- 1		0- 0		0- 0					
2- 1		0- 0		0- 0		NEUTRAL		0- 1		0- 0		2- 0					
6- 15		0- 0		0- 0		CONFERENCE		0- 2		0- 8		6- 5					
3- 7		0- 0		0- 0		HOME		0- 1		0- 4		3- 2					
3- 7		0- 0		0- 0		AWAY		0- 1		0- 4		3- 2					
0- 1		0- 0		0- 0		NEUTRAL		0- 0		0- 0		0- 1					

RPI 1-25				RPI 26-50				RPI 51-100				RPI 101+				Team's RPI: 267	
RPI	S	Opponent	Score	RPI	S	Opponent	Score	RPI	S	Opponent	Score	RPI	S	Opponent	Score		
								54	A	New Mexico	53	85	107	A	Idaho St.	43	73
								81	H	UC Davis	60	109	107	H	Idaho St.	42	56
								84	A	Idaho	66	104	110	A	Portland St.	58	74
								84	H	Idaho	65	69	110	H	Portland St.	57	75
								99	N	Pepperdine	97	113	128	A	Northern Colo.	69	82
													128	H	Northern Colo.	61	71
													147	A	Montana St.	58	64
													147	H	Montana St.	53	69
													181	A	Eastern Wash.	73	70
													181	H	Eastern Wash.	62	71
													187	A	Montana	67	75
													187	H	Montana	86	88
													202	N	Hampton	65	61
													221	A	Northern Ariz.	69	71
													221	H	Northern Ariz.	65	61
													221	N	Northern Ariz.	69	74
													225	N	Illinois	109	107
													251	H	San Francisco	75	86
													272	A	Southern Utah	75	69
													272	H	Southern Utah	77	76
													313	A	Weber St.	78	69
													313	H	Weber St.	77	62
													317	H	Cal Poly	88	85
LAST 12 Division I GAMES:																	
				221	N	Northern Ariz.	69	74	110	H	Portland St.	57	75				
				202	N	Hampton	65	61	313	A	Weber St.	78	69				
				187	A	Montana	67	75	221	A	Northern Ariz.	69	71				
				147	A	Montana St.	58	64	272	A	Southern Utah	75	69				
				84	H	Idaho	65	69	128	H	Northern Colo.	61	71				
				181	H	Eastern Wash.	62	71	110	A	Portland St.	58	74				

Non-Div I Games:	Antelope Valley	86	80
------------------	-----------------	----	----

Sacramento St.

Loss, Non-Conf, S Site, H Home A Away N Neutral



## Sacred Heart

Through Games Of March 14, 2019

Average RPI Win:	284	WON-LOST	WINNING	LAST 10	STRENGTH OF	OPP. STRENGTH	TEAM	ADJ.	CONF.	ADJ CONF.
Average RPI Loss:	185	RECORD	PCT. RANK	GAMES	SCHEDULE	OF SCHEDULE	RPI	RPI	RPI	RPI
DIV. I ONLY	19- 12	108	0- 1	310	328	192	192	31	31	
DIV. I NON-CONF.	4- 7	228	0- 0	207	248	215	215	31	31	
TOTALS	RPI 1-25	RPI 26-50	W-L RECORDS	RPI 51-100	RPI 101-150	RPI 150+				
19- 12	0- 1	0- 0	OVERALL	0- 0	0- 3	19- 8				
10- 5	0- 0	0- 0	HOME	0- 0	0- 1	10- 4				
9- 7	0- 1	0- 0	AWAY	0- 0	0- 2	9- 4				
0- 0	0- 0	0- 0	NEUTRAL	0- 0	0- 0	0- 0				
4- 7	0- 1	0- 0	NON-CONFERENCE	0- 0	0- 3	4- 3				
1- 3	0- 0	0- 0	HOME	0- 0	0- 1	1- 2				
3- 4	0- 1	0- 0	AWAY	0- 0	0- 2	3- 1				
0- 0	0- 0	0- 0	NEUTRAL	0- 0	0- 0	0- 0				
15- 5	0- 0	0- 0	CONFERENCE	0- 0	0- 0	15- 5				
9- 2	0- 0	0- 0	HOME	0- 0	0- 0	9- 2				
6- 3	0- 0	0- 0	AWAY	0- 0	0- 0	6- 3				
0- 0	0- 0	0- 0	NEUTRAL	0- 0	0- 0	0- 0				

RPI 1-25				RPI 26-50				RPI 51-100				RPI 101+ Team's RPI: 192			
RPI	S	Opponent	Score	RPI	S	Opponent	Score	RPI	S	Opponent	Score	RPI	S	Opponent	Score
22	A	Kentucky	43 71									120	A	Providence	52 62
												126	A	Lehigh	66 70
												136	H	Stony Brook	58 73
												179	A	Robert Morris	46 64
												179	H	Robert Morris	54 45
												193	A	Saint Francis (PA)	68 85
												193	H	Saint Francis (PA)	77 51
												193	H	Saint Francis (PA)	60 68
												206	A	Massachusetts	61 78
												215	H	Monmouth	50 55
												222	A	Mt. St. Mary's	53 46
												222	H	Mt. St. Mary's	76 41
												224	A	Hofstra	70 64
												236	H	Saint Joseph's	44 61
												247	A	St. Francis Brooklyn	68 66
												247	H	St. Francis Brooklyn	53 56
												265	A	Manhattan	74 46
												278	H	Siena	72 50
												294	A	Bryant	67 57
												294	H	Bryant	49 48
												318	A	New Hampshire	71 60
												319	A	Wagner	80 68
												319	H	Wagner	72 64
												319	H	Wagner	68 51
												328	A	Central Conn. St.	73 46
												328	H	Central Conn. St.	66 61
LAST 12 Division I GAMES:															
193	H	Saint Francis (PA)	60 68	328	A	Central Conn. St.	73 46								
319	H	Wagner	68 51	351	A	LIU Brooklyn	64 69								
222	A	Mt. St. Mary's	53 46	294	A	Bryant	67 57								
179	H	Robert Morris	54 45	344	H	Fairleigh Dickinson	68 62								
193	H	Saint Francis (PA)	77 51	222	H	Mt. St. Mary's	76 41								
344	A	Fairleigh Dickinson	82 63	247	H	St. Francis Brooklyn	53 56								

Non-Div I Games:

Sacred Heart

■ Loss, 
■ Non-Conf, 
■ S Site, 
■ H Home 
■ A Away 
N Neutral



RPI	S	Opponent	Score	
344	A	Fairleigh Dickinson	82	63
344	H	Fairleigh Dickinson	68	62
351	A	LIU Brooklyn	64	69
351	H	LIU Brooklyn	75	53

Sacred Heart



## Saint Francis (PA)

Through Games Of March 14, 2019

Average RPI Win:	276	WON-LOST	WINNING	LAST 10	STRENGTH OF	OPP. STRENGTH	TEAM	ADJ.	CONF.	ADJ CONF.
Average RPI Loss:	166	RECORD	PCT. RANK	GAMES	SCHEDULE	OF SCHEDULE	RPI	RPI	RPI	RPI
DIV. I ONLY	15- 16	182	2- 0	202	311	193	193	31	31	
DIV. I NON-CONF.	2- 9	297	0- 0	29	94	192	192	31	31	
TOTALS	RPI 1-25	RPI 26-50	W-L RECORDS	RPI 51-100	RPI 101-150	RPI 150+				
15- 16	0- 1	0- 2	OVERALL	0- 1	1- 3	14- 9				
9- 4	0- 0	0- 0	HOME	0- 1	1- 1	8- 2				
6- 10	0- 1	0- 1	AWAY	0- 0	0- 2	6- 6				
0- 2	0- 0	0- 1	NEUTRAL	0- 0	0- 0	0- 1				
2- 9	0- 1	0- 2	NON-CONFERENCE	0- 1	1- 3	1- 2				
1- 2	0- 0	0- 0	HOME	0- 1	1- 1	0- 0				
1- 5	0- 1	0- 1	AWAY	0- 0	0- 2	1- 1				
0- 2	0- 0	0- 1	NEUTRAL	0- 0	0- 0	0- 1				
13- 7	0- 0	0- 0	CONFERENCE	0- 0	0- 0	13- 7				
8- 2	0- 0	0- 0	HOME	0- 0	0- 0	8- 2				
5- 5	0- 0	0- 0	AWAY	0- 0	0- 0	5- 5				
0- 0	0- 0	0- 0	NEUTRAL	0- 0	0- 0	0- 0				

RPI 1-25				RPI 26-50				RPI 51-100				RPI 101+ Team's RPI: 193			
RPI	S	Opponent	Score	RPI	S	Opponent	Score	RPI	S	Opponent	Score	RPI	S	Opponent	Score
2	A	Baylor	58 116	28	A	Rutgers	52 96	64	H	FGCU	69 83	121	A	Youngstown St.	56 80
				38	N	Boise St.	64 78					127	A	Pittsburgh	75 78
												129	H	Morehead St.	89 83
												134	H	Duquesne	73 93
												179	A	Robert Morris	53 66
												179	H	Robert Morris	60 66
												184	A	Liberty	53 82
												187	N	Montana	77 79
												192	A	Sacred Heart	68 60
												192	A	Sacred Heart	51 77
												192	H	Sacred Heart	85 68
												222	A	Mt. St. Mary's	83 72
												222	H	Mt. St. Mary's	68 66
												247	A	St. Francis Brooklyn	65 78
												247	H	St. Francis Brooklyn	86 84
												294	A	Bryant	63 66
												294	H	Bryant	91 78
												294	H	Bryant	78 66
												319	A	Wagner	67 58
												319	H	Wagner	107 70
												328	A	Central Conn. St.	62 73
												328	H	Central Conn. St.	83 68
												338	A	Longwood	91 88
												344	A	Fairleigh Dickinson	77 65
												344	H	Fairleigh Dickinson	75 64
												351	A	LIU Brooklyn	80 66
LAST 12 Division I GAMES:															
294	H	Bryant	91 78	247	H	St. Francis Brooklyn	86 84								
192	A	Sacred Heart	68 60	351	H	LIU Brooklyn	69 75								
187	N	Montana	77 79	179	H	Robert Morris	60 66								
179	A	Robert Morris	53 66	344	A	Fairleigh Dickinson	77 65								
319	A	Wagner	67 58	294	H	Bryant	78 66								
192	A	Sacred Heart	51 77	328	H	Central Conn. St.	83 68								

Non-Div I Games: Seton Hill 86 74

Saint Francis (PA)

Loss, Non-Conf, S Site, H Home A Away N Neutral



RPI	S	Opponent	Score
351	H	LIU Brooklyn	69 75



## Saint Joseph's

Through Games Of March 14, 2019

Average RPI Win:	239	WON-LOST	WINNING	LAST 10	STRENGTH OF	OPP. STRENGTH	TEAM	ADJ.	CONF.	ADJ CONF.
Average RPI Loss:	132	RECORD	PCT. RANK	GAMES	SCHEDULE	OF SCHEDULE	RPI	RPI	RPI	RPI
DIV. I ONLY	12- 19	237	1- 1	174	163	236	236	17	17	
DIV. I NON-CONF.	4- 9	252	0- 0	140	169	246	246	16	16	
TOTALS	RPI 1-25	RPI 26-50	W-L RECORDS	RPI 51-100	RPI 101-150	RPI 150+				
12- 19	0- 0	0- 1	OVERALL	0- 7	0- 5	12- 6				
8- 9	0- 0	0- 1	HOME	0- 3	0- 2	8- 3				
4- 9	0- 0	0- 0	AWAY	0- 3	0- 3	4- 3				
0- 1	0- 0	0- 0	NEUTRAL	0- 1	0- 0	0- 0				
4- 9	0- 0	0- 1	NON-CONFERENCE	0- 3	0- 2	4- 3				
3- 5	0- 0	0- 1	HOME	0- 1	0- 1	3- 2				
1- 4	0- 0	0- 0	AWAY	0- 2	0- 1	1- 1				
0- 0	0- 0	0- 0	NEUTRAL	0- 0	0- 0	0- 0				
8- 10	0- 0	0- 0	CONFERENCE	0- 4	0- 3	8- 3				
5- 4	0- 0	0- 0	HOME	0- 2	0- 1	5- 1				
3- 5	0- 0	0- 0	AWAY	0- 1	0- 2	3- 2				
0- 1	0- 0	0- 0	NEUTRAL	0- 1	0- 0	0- 0				

RPI S	Opponent	Score	RPI S	Opponent	Score	RPI S	Opponent	Score	RPI S	Opponent	Score	Team's RPI: 236
48	H Auburn	70 81	55	H Villanova	35 47	119	A Dayton	65 72				
			58	A Penn	45 65	122	H Towson	52 73				
			63	A Drexel	34 51	134	A Duquesne	73 81				
			83	H Fordham	41 51	134	H Duquesne	56 67				
			92	A VCU	40 59	137	A Delaware	39 48				
			92	H VCU	47 65	153	H Davidson	66 54				
			92	N VCU	47 58	166	H Temple	52 58				
						171	H Rider	54 56				
						182	H Saint Louis	49 62				
						192	A Sacred Heart	61 44				
						206	H Massachusetts	55 54				
						218	A George Washington	41 38				
						218	H George Washington	61 49				
						226	A George Mason	59 68				
						250	H Columbia	68 61				
						255	A Navy	48 49				
						258	A Rhode Island	55 48				
						261	H St. Bonaventure	66 41				
						268	H Loyola Maryland	49 46				
						274	A Richmond	45 46				
						275	H Niagara	68 54				
						285	A La Salle	64 63				
						285	H La Salle	60 57				
LAST 12 Division I GAMES:												
218	H George Washington	61 49	134	H Duquesne	56 67							
92	N VCU	47 58	285	A La Salle	64 63							
268	H Loyola Maryland	49 46	206	H Massachusetts	55 54							
83	H Fordham	41 51	218	A George Washington	41 38							
226	A George Mason	59 68	153	H Davidson	66 54							
258	A Rhode Island	55 48	92	H VCU	47 65							

Non-Div I Games:

Saint Joseph's

■ Loss, 
 ■ Non-Conf, 
 ■ S Site, 
 ■ H Home 
 ■ A Away 
 N Neutral



## Saint Louis

Through Games Of March 14, 2019

Average RPI Win:	216	WON-LOST	WINNING	LAST 10	STRENGTH OF	OPP. STRENGTH	TEAM	ADJ.	CONF.	ADJ CONF.
Average RPI Loss:	130	RECORD	PCT. RANK	GAMES	SCHEDULE	OF SCHEDULE	RPI	RPI	RPI	RPI
DIV. I ONLY	15- 16	182	1- 0	194	120	182	182	17	17	
DIV. I NON-CONF.	5- 8	224	0- 0	221	46	224	224	16	16	
TOTALS	RPI 1-25	RPI 26-50	W-L RECORDS	RPI 51-100	RPI 101-150	RPI 150+				
15- 16	0- 1	0- 1	OVERALL	2- 4	3- 4	10- 6				
9- 6	0- 1	0- 1	HOME	1- 2	2- 0	6- 2				
6- 7	0- 0	0- 0	AWAY	1- 2	1- 2	4- 3				
0- 3	0- 0	0- 0	NEUTRAL	0- 0	0- 2	0- 1				
5- 8	0- 1	0- 1	NON-CONFERENCE	1- 1	1- 2	3- 3				
2- 4	0- 1	0- 1	HOME	0- 1	1- 0	1- 1				
3- 2	0- 0	0- 0	AWAY	1- 0	0- 1	2- 1				
0- 2	0- 0	0- 0	NEUTRAL	0- 0	0- 1	0- 1				
10- 8	0- 0	0- 0	CONFERENCE	1- 3	2- 2	7- 3				
7- 2	0- 0	0- 0	HOME	1- 1	1- 0	5- 1				
3- 5	0- 0	0- 0	AWAY	0- 2	1- 1	2- 2				
0- 1	0- 0	0- 0	NEUTRAL	0- 0	0- 1	0- 0				

RPI	S	Opponent	Score	RPI	S	Opponent	Score	RPI	S	Opponent	Score	RPI	S	Opponent	Score	Team's RPI: 182
6	H	UConn	42 98	30	H	Missouri	62 74	76	H	Cincinnati	50 51	119	A	Dayton	57 73	
								83	A	Fordham	51 54	119	H	Dayton	68 65	
								83	H	Fordham	53 56	134	A	Duquesne	67 63	
								92	A	VCU	47 57	134	N	Duquesne	51 72	
								92	H	VCU	76 60	135	N	Yale	52 58	
								98	A	Virginia	67 65	139	A	Illinois St.	67 72	
												148	H	Southern Ill.	62 58	
												153	A	Davidson	57 60	
												158	A	Tulsa	75 86	
												168	N	Chattanooga	61 71	
												206	A	Massachusetts	66 70	
												218	H	George Washington	60 44	
												226	H	George Mason	60 53	
												236	A	Saint Joseph's	62 49	
												238	H	SIUE	63 56	
												245	H	Indiana St.	56 60	
												258	H	Rhode Island	56 68	
												261	A	St. Bonaventure	62 45	
												274	H	Richmond	58 49	
												274	H	Richmond	78 48	
												285	H	La Salle	69 58	
												305	A	Fla. Atlantic	93 61	
												333	A	Eastern Ky.	70 43	
LAST 12 Division I GAMES:																
274	H	Richmond	58 49	274	H	Richmond	78 48									
134	N	Duquesne	51 72	134	A	Duquesne	67 63									
305	A	Fla. Atlantic	93 61	285	H	La Salle	69 58									
119	A	Dayton	57 73	83	A	Fordham	51 54									
92	H	VCU	76 60	218	H	George Washington	60 44									
153	A	Davidson	57 60	226	H	George Mason	60 53									

Non-Div I Games:

Saint Louis

■ Loss, 
 ■ Non-Conf, 
 ■ S Site, 
 ■ H Home 
 ■ A Away 
 N Neutral



Average RPI Win:	174	WON-LOST	WINNING	LAST 10	STRENGTH OF	OPP. STRENGTH	TEAM	ADJ.	CONF.	ADJ CONF.
Average RPI Loss:	47	RECORD	PCT. RANK	GAMES	SCHEDULE	OF SCHEDULE	RPI	RPI	RPI	RPI
DIV. I ONLY	20- 11	94	1- 1	56	81	50	50	7	7	
DIV. I NON-CONF.	7- 4	108	0- 0	73	52	63	63	7	7	
TOTALS	RPI 1-25	RPI 26-50	W-L RECORDS	RPI 51-100	RPI 101-150	RPI 150+				
20- 11	1- 6	0- 1	OVERALL	3- 3	3- 1	13- 0				
9- 4	0- 3	0- 1	HOME	3- 0	1- 0	5- 0				
8- 6	1- 2	0- 0	AWAY	0- 3	0- 1	7- 0				
3- 1	0- 1	0- 0	NEUTRAL	0- 0	2- 0	1- 0				
7- 4	0- 2	0- 1	NON-CONFERENCE	1- 1	1- 0	5- 0				
2- 2	0- 1	0- 1	HOME	1- 0	0- 0	1- 0				
3- 2	0- 1	0- 0	AWAY	0- 1	0- 0	3- 0				
2- 0	0- 0	0- 0	NEUTRAL	0- 0	1- 0	1- 0				
13- 7	1- 4	0- 0	CONFERENCE	2- 2	2- 1	8- 0				
7- 2	0- 2	0- 0	HOME	2- 0	1- 0	4- 0				
5- 4	1- 1	0- 0	AWAY	0- 2	0- 1	4- 0				
1- 1	0- 1	0- 0	NEUTRAL	0- 0	1- 0	0- 0				

RPI 1-25				RPI 26-50				Team's RPI: 50	RPI 51-100				RPI 101+			
RPI	S	Opponent	Score	RPI	S	Opponent	Score		RPI	S	Opponent	Score	RPI	S	Opponent	Score
5	H	Oregon	55 79	41	H	California	78 81		61	H	Wyoming	90 84	105	A	Loyola Marymount	56 69
13	A	Gonzaga	62 74						81	A	UC Davis	74 76	105	H	Loyola Marymount	86 62
13	H	Gonzaga	52 66						99	A	Pepperdine	72 77	105	N	Loyola Marymount	70 38
13	N	Gonzaga	77 78						99	H	Pepperdine	79 68	108	N	Old Dominion	83 65
24	A	Oregon St.	56 89						100	A	Pacific	67 76	160	A	Washington St.	70 64
25	A	BYU	78 75						100	H	Pacific	75 62	163	N	Texas St.	89 62
25	H	BYU	73 74										164	A	Santa Clara	83 59
													164	H	Santa Clara	81 68
													189	A	Portland	98 91
													189	H	Portland	113 85
													198	H	Milwaukee	73 71
													251	A	San Francisco	80 65
													251	H	San Francisco	88 63
													276	A	San Diego	80 49
													276	H	San Diego	74 60
													288	A	UC Santa Barbara	80 55
													317	A	Cal Poly	69 51
LAST 12 Division I GAMES:																
105	N	Loyola Marymount	70 38	251	H	San Francisco	88 63									
13	N	Gonzaga	77 78	164	H	Santa Clara	81 68									
108	N	Old Dominion	83 65	276	A	San Diego	80 49									
100	H	Pacific	75 62	25	A	BYU	78 75									
99	A	Pepperdine	72 77	13	H	Gonzaga	52 66									
105	A	Loyola Marymount	56 69	189	H	Portland	113 85									

Non-Div I Games:

Saint Mary's (CA)

■ Loss, 
 ■ Non-Conf, S Site, 
 ■ Home 
 ■ Away 
 N Neutral



## Saint Peter's

Through Games Of March 14, 2019

Average RPI Win:	324	WON-LOST	WINNING	LAST 10	STRENGTH OF	OPP. STRENGTH	TEAM	ADJ.	CONF.	ADJ CONF.
Average RPI Loss:	232	RECORD	PCT. RANK	GAMES	SCHEDULE	OF SCHEDULE	RPI	RPI	RPI	RPI
DIV. I ONLY	6- 24	320	0- 1	350	305	347	347	26	26	
DIV. I NON-CONF.	5- 6	177	0- 0	342	346	311	311	27	27	
TOTALS	RPI 1-25	RPI 26-50	W-L RECORDS	RPI 51-100	RPI 101-150	RPI 150+				
6- 24	0- 0	0- 1	OVERALL	0- 0	0- 4	6- 19				
4- 10	0- 0	0- 0	HOME	0- 0	0- 1	4- 9				
2- 13	0- 0	0- 1	AWAY	0- 0	0- 3	2- 9				
0- 1	0- 0	0- 0	NEUTRAL	0- 0	0- 0	0- 1				
5- 6	0- 0	0- 0	NON-CONFERENCE	0- 0	0- 3	5- 3				
4- 1	0- 0	0- 0	HOME	0- 0	0- 0	4- 1				
1- 5	0- 0	0- 0	AWAY	0- 0	0- 3	1- 2				
0- 0	0- 0	0- 0	NEUTRAL	0- 0	0- 0	0- 0				
1- 18	0- 0	0- 1	CONFERENCE	0- 0	0- 1	1- 16				
0- 9	0- 0	0- 0	HOME	0- 0	0- 1	0- 8				
1- 8	0- 0	0- 1	AWAY	0- 0	0- 0	1- 7				
0- 1	0- 0	0- 0	NEUTRAL	0- 0	0- 0	0- 1				

RPI 1-25			RPI 26-50			RPI 51-100			RPI 101+			Team's RPI: 347
RPI	S	Opponent	Score	RPI	S	Opponent	Score	RPI	S	Opponent	Score	
				39	A	Quinnipiac	45 90					
								116	H	Marist	42 62	
								132	A	Boston College	57 89	
								135	A	Yale	56 72	
								141	A	Seton Hall	47 90	
								171	A	Rider	38 60	
								171	H	Rider	43 78	
								215	A	Monmouth	50 70	
								215	H	Monmouth	59 76	
								247	A	St. Francis Brooklyn	70 74	
								263	H	Cal St. Fullerton	45 69	
								265	A	Manhattan	46 62	
								265	H	Manhattan	44 62	
								265	N	Manhattan	41 62	
								275	A	Niagara	57 81	
								275	H	Niagara	66 75	
								278	A	Siena	46 50	
								278	H	Siena	57 84	
								284	A	Fairfield	68 65	
								284	H	Fairfield	61 69	
								287	A	Canisius	59 78	
								287	H	Canisius	62 75	
								319	H	Wagner	69 57	
								320	A	Lafayette	62 60	
								324	A	Iona	57 61	
								324	H	Iona	53 58	
								325	H	NJIT	70 57	
LAST 12 Division I GAMES:												
				265	N	Manhattan	41 62					
				215	H	Monmouth	59 76					
				324	H	Iona	53 58					
				265	A	Manhattan	46 62					
				284	H	Fairfield	61 69					
				215	A	Monmouth	50 70					
				324	A	Iona	57 61					
				171	H	Rider	43 78					
				265	H	Manhattan	44 62					
				287	A	Canisius	59 78					
				275	A	Niagara	57 81					
				278	A	Siena	46 50					

Non-Div I Games:

Saint Peter's

■ Loss, 
 ■ Non-Conf, 
 ■ S Site, 
 ■ Home 
 ■ A Away 
 N Neutral



RPI	S	Opponent	Score	
327	A	UMass Lowell	57	59
344	H	Fairleigh Dickinson	75	58
351	H	LIU Brooklyn	86	59

Saint Peter's



Average RPI Win:	280	WON-LOST	WINNING	LAST 10	STRENGTH OF	OPP. STRENGTH	TEAM	ADJ.	CONF.	ADJ CONF.
Average RPI Loss:	132	RECORD	PCT. RANK	GAMES	SCHEDULE	OF SCHEDULE	RPI	RPI	RPI	RPI
DIV. I ONLY	13- 13	169	0- 1	220	283	183	183	25	25	
DIV. I NON-CONF.	2- 5	264	0- 0	141	150	191	191	23	23	
TOTALS	RPI 1-25	RPI 26-50	W-L RECORDS	RPI 51-100	RPI 101-150	RPI 150+				
13- 13	0- 0	0- 0	OVERALL	0- 7	1- 1	12- 5				
6- 4	0- 0	0- 0	HOME	0- 2	0- 1	6- 1				
7- 7	0- 0	0- 0	AWAY	0- 4	1- 0	6- 3				
0- 2	0- 0	0- 0	NEUTRAL	0- 1	0- 0	0- 1				
2- 5	0- 0	0- 0	NON-CONFERENCE	0- 3	0- 0	2- 2				
0- 1	0- 0	0- 0	HOME	0- 0	0- 0	0- 1				
2- 3	0- 0	0- 0	AWAY	0- 2	0- 0	2- 1				
0- 1	0- 0	0- 0	NEUTRAL	0- 1	0- 0	0- 0				
11- 8	0- 0	0- 0	CONFERENCE	0- 4	1- 1	10- 3				
6- 3	0- 0	0- 0	HOME	0- 2	0- 1	6- 0				
5- 4	0- 0	0- 0	AWAY	0- 2	1- 0	4- 2				
0- 1	0- 0	0- 0	NEUTRAL	0- 0	0- 0	0- 1				

RPI 1-25			RPI 26-50			RPI 51-100			RPI 101+ Team's RPI: 183		
RPI	S	Opponent	Score	RPI	S	Opponent	Score	RPI	S	Opponent	Score
						53 A Lamar University	76 81	144 A Abilene Christian		72 63	
						53 H Lamar University	72 83	144 H Abilene Christian		79 91	
						59 A TCU	59 72	157 A Nicholls St.		81 84	
						62 A SFA	75 83	159 H Oral Roberts		62 73	
						62 H SFA	68 78	196 A Southern Miss.		65 61	
						85 A LSU	52 66	257 A Wichita St.		55 63	
						90 N Troy	79 84	264 A A&M-Corpus Christi		61 76	
								264 H A&M-Corpus Christi		61 59	
								271 A Louisiana		68 62	
								277 A Central Ark.		71 59	
								277 H Central Ark.		66 62	
								277 N Central Ark.		71 76	
								291 H New Orleans		86 62	
								309 A Incarnate Word		76 56	
								312 A McNeese		93 80	
								316 H Northwestern St.		66 55	
								322 H Southeastern La.		94 63	
								332 A Houston Baptist		74 63	
								332 H Houston Baptist		83 64	
LAST 12 Division I GAMES:											
277 N		Central Ark.	71 76	53 A		Lamar University	76 81				
62 A		SFA	75 83	264 H		A&M-Corpus Christi	61 59				
277 A		Central Ark.	71 59	144 A		Abilene Christian	72 63				
291 H		New Orleans	86 62	312 A		McNeese	93 80				
332 H		Houston Baptist	83 64	62 H		SFA	68 78				
157 A		Nicholls St.	81 84	322 H		Southeastern La.	94 63				

Non-Div I Games: UNKNOWN 94 46 Wiley 101 63 Jarvis Christian 100 55

Sam Houston St.



Average RPI Win: <b>279</b>	WON-LOST	WINNING	LAST 10	STRENGTH OF	OPP. STRENGTH	TEAM	ADJ.	CONF.	ADJ CONF.
Average RPI Loss: <b>174</b>	RECORD	PCT. RANK	GAMES	SCHEDULE	OF SCHEDULE	RPI	RPI	RPI	RPI
DIV. I ONLY	8- 20	282	0- 1	265	263	289	289	28	28
DIV. I NON-CONF.	3- 10	278	0- 0	171	223	237	237	24	24
TOTALS	RPI 1-25	RPI 26-50	W-L RECORDS	RPI 51-100	RPI 101-150	RPI 150+			
8- 20	0- 0	0- 1	OVERALL	0- 2	0- 4	8- 13			
5- 4	0- 0	0- 0	HOME	0- 1	0- 1	5- 2			
3- 15	0- 0	0- 1	AWAY	0- 1	0- 3	3- 10			
0- 1	0- 0	0- 0	NEUTRAL	0- 0	0- 0	0- 1			
3- 10	0- 0	0- 1	NON-CONFERENCE	0- 2	0- 2	3- 5			
1- 1	0- 0	0- 0	HOME	0- 1	0- 0	1- 0			
2- 9	0- 0	0- 1	AWAY	0- 1	0- 2	2- 5			
0- 0	0- 0	0- 0	NEUTRAL	0- 0	0- 0	0- 0			
5- 10	0- 0	0- 0	CONFERENCE	0- 0	0- 2	5- 8			
4- 3	0- 0	0- 0	HOME	0- 0	0- 1	4- 2			
1- 6	0- 0	0- 0	AWAY	0- 0	0- 1	1- 5			
0- 1	0- 0	0- 0	NEUTRAL	0- 0	0- 0	0- 1			

RPI S	Opponent	Score	RPI S	Opponent	Score	RPI S	Opponent	Score	RPI S	Opponent	Score	Team's RPI: 289
48	A Auburn	46 73	90	A Troy	52 72	111	A UT Martin	68 89	131	A Mercer	68 76	
			96	H UAB	41 66	131	H Mercer	52 68	142	A Oklahoma St.	62 82	
						165	A Denver	87 83	168	A Chattanooga	56 61	
						168	H Chattanooga	63 73	177	A Colorado	39 81	
						190	A Furman	36 57	190	H Furman	41 74	
						190	N Furman	52 67	196	A Southern Miss.	40 76	
						202	A Hampton	57 64	209	A Vanderbilt	52 77	
						231	A Memphis	48 53	240	A ETSU	50 71	
						240	H ETSU	79 58	254	A Wofford	62 71	
						254	H Wofford	79 62	270	A Alabama St.	60 51	
						308	A UNC Greensboro	54 55	308	H UNC Greensboro	57 53	
						315	H Presbyterian	75 54	341	A Western Caro.	75 42	
						341	H Western Caro.	58 43				
LAST 12 Division I GAMES:												
190	N Furman	52 67	341	H Western Caro.	58 43							
190	H Furman	41 74	131	H Mercer	52 68							
254	H Wofford	79 62	254	A Wofford	62 71							
240	A ETSU	50 71	190	A Furman	36 57							
168	A Chattanooga	56 61	168	H Chattanooga	63 73							
308	H UNC Greensboro	57 53	240	H ETSU	79 58							

Non-Div I Games: Rhodes 71 54 Montevallo 73 47

Samford

Loss, Non-Conf, S Site, H Home A Away N Neutral



## San Diego

Through Games Of March 14, 2019

Average RPI Win:	236	WON-LOST	WINNING	LAST 10	STRENGTH OF	OPP. STRENGTH	TEAM	ADJ.	CONF.	ADJ CONF.
Average RPI Loss:	117	RECORD	PCT. RANK	GAMES	SCHEDULE	OF SCHEDULE	RPI	RPI	RPI	RPI
DIV. I ONLY	8- 21	285	0- 1	180	88	276	276	7	7	
DIV. I NON-CONF.	6- 4	125	0- 0	322	188	220	220	7	7	
TOTALS	RPI 1-25	RPI 26-50	W-L RECORDS	RPI 51-100	RPI 101-150	RPI 150+				
8- 21	0- 4	0- 3	OVERALL	0- 4	0- 3	8- 7				
6- 9	0- 2	0- 2	HOME	0- 2	0- 1	6- 2				
2- 11	0- 2	0- 1	AWAY	0- 2	0- 2	2- 4				
0- 1	0- 0	0- 0	NEUTRAL	0- 0	0- 0	0- 1				
6- 4	0- 0	0- 1	NON-CONFERENCE	0- 0	0- 1	6- 2				
5- 1	0- 0	0- 1	HOME	0- 0	0- 0	5- 0				
1- 3	0- 0	0- 0	AWAY	0- 0	0- 1	1- 2				
0- 0	0- 0	0- 0	NEUTRAL	0- 0	0- 0	0- 0				
2- 17	0- 4	0- 2	CONFERENCE	0- 4	0- 2	2- 5				
1- 8	0- 2	0- 1	HOME	0- 2	0- 1	1- 2				
1- 8	0- 2	0- 1	AWAY	0- 2	0- 1	1- 2				
0- 1	0- 0	0- 0	NEUTRAL	0- 0	0- 0	0- 1				

RPI 1-25				RPI 26-50				RPI 51-100				RPI 101+ Team's RPI: 276			
RPI	S	Opponent	Score	RPI	S	Opponent	Score	RPI	S	Opponent	Score	RPI	S	Opponent	Score
13	A	Gonzaga	44 71	41	H	California	53 70	99	A	Pepperdine	65 88	105	A	Loyola Marymount	57 83
13	H	Gonzaga	61 86	50	A	Saint Mary's (CA)	60 74	99	H	Pepperdine	55 74	105	H	Loyola Marymount	52 69
25	A	BYU	68 80	50	H	Saint Mary's (CA)	49 80	100	A	Pacific	47 79	106	A	Minnesota	48 53
25	H	BYU	56 65					100	H	Pacific	53 70	164	A	Santa Clara	57 49
LAST 12 Division I GAMES:															
164	N	Santa Clara	59 63	50	H	Saint Mary's (CA)	49 80	105	A	Loyola Marymount	57 83	164	H	Santa Clara	68 77
251	H	San Francisco	66 59	100	H	Pacific	53 70	99	A	Pepperdine	65 88	164	N	Santa Clara	59 63
164	H	Santa Clara	68 77	25	A	BYU	68 80	25	H	BYU	56 65	189	A	Portland	74 96
25	A	BYU	68 80	13	A	Gonzaga	44 71	13	H	Gonzaga	61 86	189	H	Portland	60 69
189	A	Portland	74 96									199	H	Hawaii	58 50
13	A	Gonzaga	44 71									207	H	San Diego St.	72 71
												210	H	Dartmouth	78 76
												251	A	San Francisco	57 68
												251	H	San Francisco	66 59
												272	A	Southern Utah	59 69
												273	A	Long Beach St.	60 56
												283	H	Cleveland St.	83 82
												298	H	San Jose St.	83 79
												302	A	UTSA	77 87

Non-Div I Games: Cal St. San B'dino 76 58

San Diego

Loss, Non-Conf, S Site, H Home A Away N Neutral



Average RPI Win:	213	WON-LOST	WINNING	LAST 10	STRENGTH OF	OPP. STRENGTH	TEAM	ADJ.	CONF.	ADJ CONF.
Average RPI Loss:	156	RECORD	PCT. RANK	GAMES	SCHEDULE	OF SCHEDULE	RPI	RPI	RPI	RPI
DIV. I ONLY	14- 18	210	2- 0	193	169	207	207	15	15	
DIV. I NON-CONF.	5- 6	177	0- 0	250	240	230	230	12	12	
TOTALS	RPI 1-25	RPI 26-50	W-L RECORDS	RPI 51-100	RPI 101-150	RPI 150+				
14- 18	0- 0	0- 2	OVERALL	2- 5	1- 2	11- 9				
8- 7	0- 0	0- 1	HOME	1- 2	0- 1	7- 3				
4- 10	0- 0	0- 1	AWAY	0- 2	1- 1	3- 6				
2- 1	0- 0	0- 0	NEUTRAL	1- 1	0- 0	1- 0				
5- 6	0- 0	0- 0	NON-CONFERENCE	0- 2	0- 1	5- 3				
3- 3	0- 0	0- 0	HOME	0- 2	0- 0	3- 1				
2- 3	0- 0	0- 0	AWAY	0- 0	0- 1	2- 2				
0- 0	0- 0	0- 0	NEUTRAL	0- 0	0- 0	0- 0				
9- 12	0- 0	0- 2	CONFERENCE	2- 3	1- 1	6- 6				
5- 4	0- 0	0- 1	HOME	1- 0	0- 1	4- 2				
2- 7	0- 0	0- 1	AWAY	0- 2	1- 0	1- 4				
2- 1	0- 0	0- 0	NEUTRAL	1- 1	0- 0	1- 0				

RPI 1-25				RPI 26-50				RPI 51-100				RPI 101+				Team's RPI: 207		
RPI	S	Opponent	Score	RPI	S	Opponent	Score	RPI	S	Opponent	Score	RPI	S	Opponent	Score			
				38	A	Boise St.	67 91	54	A	New Mexico	62 70	118	A	Fresno St.	59 58			
				38	H	Boise St.	66 69	54	H	New Mexico	61 59	118	H	Fresno St.	81 87			
								54	N	New Mexico	70 61	150	A	CSUN	74 77			
								59	H	TCU	64 81	164	A	Santa Clara	43 60			
								61	A	Wyoming	45 87	170	A	UC Irvine	78 70			
								61	N	Wyoming	70 75	180	A	Utah St.	56 54			
								79	H	Arizona	60 69	180	H	Utah St.	52 65			
												199	H	Hawaii	58 57			
												204	A	UNLV	57 71			
												204	H	UNLV	49 62			
												212	H	California Baptist	83 67			
												245	A	Nevada	69 74			
												245	H	Nevada	64 61			
												263	A	Cal St. Fullerton	83 72			
												276	A	San Diego	71 72			
												281	H	Colorado St.	54 45			
												288	H	UC Santa Barbara	58 63			
												297	A	Air Force	66 75			
												297	H	Air Force	70 61			
												297	N	Air Force	63 55			
												298	A	San Jose St.	76 84			
												298	H	San Jose St.	69 68			
												309	H	Incarinate Word	81 38			
				LAST 12 Division I GAMES:														
				297	N	Air Force	63 55	180	H	Utah St.	52 65	298	H	San Jose St.	69 68			
				54	N	New Mexico	70 61	204	H	UNLV	49 62							
				61	N	Wyoming	70 75	245	A	Nevada	69 74							
				245	H	Nevada	64 61	38	A	Boise St.	67 91							
				118	A	Fresno St.	59 58	281	H	Colorado St.	54 45							
				298	A	San Jose St.	76 84	180	A	Utah St.	56 54							

Non-Div I Games:

San Diego St.

Loss, Non-Conf, S Site, H Home A Away N Neutral



## San Francisco

Through Games Of March 14, 2019

Average RPI Win:	262	WON-LOST	WINNING	LAST 10	STRENGTH OF	OPP. STRENGTH	TEAM	ADJ.	CONF.	ADJ CONF.
Average RPI Loss:	102	RECORD	PCT. RANK	GAMES	SCHEDULE	OF SCHEDULE	RPI	RPI	RPI	RPI
DIV. I ONLY	7- 24	307	1- 1	107	92	251	251	7	7	
DIV. I NON-CONF.	4- 7	228	0- 0	200	182	231	231	7	7	
TOTALS	RPI 1-25	RPI 26-50	W-L RECORDS	RPI 51-100	RPI 101-150	RPI 150+				
7- 24	0- 5	0- 2	OVERALL	0- 7	0- 4	7- 6				
2- 11	0- 2	0- 1	HOME	0- 4	0- 2	2- 2				
2- 11	0- 3	0- 1	AWAY	0- 3	0- 1	2- 3				
3- 2	0- 0	0- 0	NEUTRAL	0- 0	0- 1	3- 1				
4- 7	0- 1	0- 0	NON-CONFERENCE	0- 3	0- 1	4- 2				
1- 3	0- 0	0- 0	HOME	0- 2	0- 1	1- 0				
1- 3	0- 1	0- 0	AWAY	0- 1	0- 0	1- 1				
2- 1	0- 0	0- 0	NEUTRAL	0- 0	0- 0	2- 1				
3- 17	0- 4	0- 2	CONFERENCE	0- 4	0- 3	3- 4				
1- 8	0- 2	0- 1	HOME	0- 2	0- 1	1- 2				
1- 8	0- 2	0- 1	AWAY	0- 2	0- 1	1- 2				
1- 1	0- 0	0- 0	NEUTRAL	0- 0	0- 1	1- 0				

RPI 1-25				RPI 26-50				RPI 51-100				RPI 101+ Team's RPI: 251			
RPI	S	Opponent	Score	RPI	S	Opponent	Score	RPI	S	Opponent	Score	RPI	S	Opponent	Score
4	A	Stanford	62 96	50	A	Saint Mary's (CA)	63 88	71	H	UT Arlington	73 80	105	A	Loyola Marymount	58 66
13	A	Gonzaga	51 78	50	H	Saint Mary's (CA)	65 80	81	H	UC Davis	68 70	105	H	Loyola Marymount	66 73
13	H	Gonzaga	44 64					84	A	Idaho	63 70	105	N	Loyola Marymount	45 66
25	A	BYU	59 82					99	A	Pepperdine	50 69	128	H	Northern Colo.	63 68
25	H	BYU	59 67					99	H	Pepperdine	66 72	160	A	Washington St.	61 91
								100	A	Pacific	48 74	164	A	Santa Clara	57 49
								100	H	Pacific	75 85	164	H	Santa Clara	66 71
												189	A	Portland	73 78
												189	H	Portland	66 69
												189	N	Portland	76 69
												223	N	North Dakota	97 100
												267	A	Sacramento St.	86 75
												276	A	San Diego	59 66
												276	H	San Diego	68 57
												298	H	San Jose St.	85 63
												317	N	Cal Poly	65 62
												321	N	North Dakota St.	75 42
LAST 12 Division I GAMES:															
189	N	Portland	76 69	50	A	Saint Mary's (CA)	63 88								
105	N	Loyola Marymount	45 66	100	A	Pacific	48 74								
276	A	San Diego	59 66	105	H	Loyola Marymount	66 73								
25	A	BYU	59 82	99	H	Pepperdine	66 72								
13	H	Gonzaga	44 64	164	A	Santa Clara	57 49								
189	H	Portland	66 69	189	A	Portland	73 78								

Non-Div I Games:

San Francisco

■ Loss, 
 ■ Non-Conf, 
 ■ S Site, 
 ■ H Home 
 ■ A Away 
 N Neutral



Average RPI Win:	225	WON-LOST	WINNING	LAST 10	STRENGTH OF	OPP. STRENGTH	TEAM	ADJ.	CONF.	ADJ CONF.
Average RPI Loss:	152	RECORD	PCT. RANK	GAMES	SCHEDULE	OF SCHEDULE	RPI	RPI	RPI	RPI
DIV. I ONLY	6- 23	318	0- 1	167	149	298	298	15	15	
DIV. I NON-CONF.	1- 9	326	0- 0	240	189	335	335	12	12	
TOTALS	RPI 1-25	RPI 26-50	W-L RECORDS	RPI 51-100	RPI 101-150	RPI 150+				
6- 23	0- 0	0- 2	OVERALL	0- 6	1- 3	5- 12				
5- 8	0- 0	0- 1	HOME	0- 3	1- 0	4- 4				
1- 14	0- 0	0- 1	AWAY	0- 3	0- 3	1- 7				
0- 1	0- 0	0- 0	NEUTRAL	0- 0	0- 0	0- 1				
1- 9	0- 0	0- 0	NON-CONFERENCE	0- 2	0- 2	1- 5				
1- 3	0- 0	0- 0	HOME	0- 1	0- 0	1- 2				
0- 6	0- 0	0- 0	AWAY	0- 1	0- 2	0- 3				
0- 0	0- 0	0- 0	NEUTRAL	0- 0	0- 0	0- 0				
5- 14	0- 0	0- 2	CONFERENCE	0- 4	1- 1	4- 7				
4- 5	0- 0	0- 1	HOME	0- 2	1- 0	3- 2				
1- 8	0- 0	0- 1	AWAY	0- 2	0- 1	1- 4				
0- 1	0- 0	0- 0	NEUTRAL	0- 0	0- 0	0- 1				

RPI S	Opponent	Score	RPI S	Opponent	Score	RPI S	Opponent	Score	RPI S	Opponent	Score	Team's RPI: 298
38	A Boise St.	68 99	38	H Boise St.	69 83	54	A New Mexico	72 110	110	A Portland St.	51 80	
						54	H New Mexico	60 79	118	A Fresno St.	48 77	
						61	A Wyoming	56 85	118	H Fresno St.	65 57	
						61	H Wyoming	56 70	150	A CSUN	40 76	
						95	A Nebraska	63 96	164	H Santa Clara	56 62	
						100	H Pacific	67 91	170	H UC Irvine	66 74	
									177	A Colorado	64 76	
									180	A Utah St.	49 82	
									180	H Utah St.	68 59	
									204	A UNLV	70 74	
									204	H UNLV	43 53	
									207	A San Diego St.	68 69	
									207	H San Diego St.	84 76	
									245	H Nevada	49 52	
									245	N Nevada	68 78	
									251	A San Francisco	63 85	
									266	H CSU Bakersfield	82 72	
									276	A San Diego	79 83	
									281	A Colorado St.	78 70	
									297	A Air Force	77 88	
									297	H Air Force	73 60	
LAST 12 Division I GAMES:												
245	N Nevada	68 78	281	A Colorado St.	78 70							
118	H Fresno St.	65 57	204	A UNLV	70 74							
61	A Wyoming	56 85	54	H New Mexico	60 79							
207	H San Diego St.	84 76	38	H Boise St.	69 83							
54	A New Mexico	72 110	207	A San Diego St.	68 69							
297	H Air Force	73 60	180	H Utah St.	68 59							

Non-Div I Games: San Fran. St. 66 73

San Jose St.



Santa Clara

Through Games Of March 14, 2019

Average RPI Win:	216	WON-LOST	WINNING	LAST 10	STRENGTH OF	OPP. STRENGTH	TEAM	ADJ.	CONF.	ADJ CONF.
Average RPI Loss:	91	RECORD	PCT. RANK	GAMES	SCHEDULE	OF SCHEDULE	RPI	RPI	RPI	RPI
DIV. I ONLY	13- 17	211	1- 1	113	95	164	164	7	7	
DIV. I NON-CONF.	6- 4	125	0- 0	194	198	133	133	7	7	
TOTALS	RPI 1-25	RPI 26-50	W-L RECORDS	RPI 51-100	RPI 101-150	RPI 150+				
13- 17	0- 5	0- 2	OVERALL	2- 5	1- 3	10- 2				
5- 9	0- 2	0- 1	HOME	1- 2	0- 2	4- 2				
7- 7	0- 3	0- 1	AWAY	1- 2	1- 1	5- 0				
1- 1	0- 0	0- 0	NEUTRAL	0- 1	0- 0	1- 0				
6- 4	0- 1	0- 0	NON-CONFERENCE	1- 1	0- 2	5- 0				
4- 1	0- 0	0- 0	HOME	1- 0	0- 1	3- 0				
2- 3	0- 1	0- 0	AWAY	0- 1	0- 1	2- 0				
0- 0	0- 0	0- 0	NEUTRAL	0- 0	0- 0	0- 0				
7- 13	0- 4	0- 2	CONFERENCE	1- 4	1- 1	5- 2				
1- 8	0- 2	0- 1	HOME	0- 2	0- 1	1- 2				
5- 4	0- 2	0- 1	AWAY	1- 1	1- 0	3- 0				
1- 1	0- 0	0- 0	NEUTRAL	0- 1	0- 0	1- 0				

RPI 1-25				RPI 26-50				RPI 51-100				RPI 101+ Team's RPI: 164			
RPI	S	Opponent	Score	RPI	S	Opponent	Score	RPI	S	Opponent	Score	RPI	S	Opponent	Score
13	A	Gonzaga	61 78	50	A	Saint Mary's (CA)	68 81	52	A	Southern California	46 77	105	A	Loyola Marymount	83 75
13	H	Gonzaga	61 74	50	H	Saint Mary's (CA)	59 83	69	H	Missouri St.	77 73	105	H	Loyola Marymount	60 69
24	A	Oregon St.	31 82					99	A	Pepperdine	48 74	118	A	Fresno St.	53 80
25	A	BYU	64 69					99	H	Pepperdine	74 76	150	H	CSUN	38 53
25	H	BYU	44 54					100	A	Pacific	88 83	189	A	Portland	72 66
								100	H	Pacific	70 74	189	H	Portland	106 68
								100	N	Pacific	60 76	207	H	San Diego St.	60 43
												245	H	Nevada	56 48
												251	A	San Francisco	71 66
												251	H	San Francisco	49 57
												263	A	Cal St. Fullerton	64 60
												276	A	San Diego	77 68
												276	H	San Diego	49 57
												276	N	San Diego	63 59
												298	A	San Jose St.	62 56
												342	H	Grand Canyon	75 55
LAST 12 Division I GAMES:															
276	N	San Diego	63 59	100	A	Pacific	88 83								
100	N	Pacific	60 76	50	A	Saint Mary's (CA)	68 81								
25	A	BYU	64 69	99	H	Pepperdine	74 76								
276	A	San Diego	77 68	105	H	Loyola Marymount	60 69								
189	H	Portland	106 68	251	H	San Francisco	49 57								
13	H	Gonzaga	61 74	13	A	Gonzaga	61 78								

Non-Div I Games: Sonoma St. 98 38

Santa Clara

Loss, Non-Conf, S Site, H Home A Away N Neutral



Average RPI Win:	317	WON-LOST	WINNING	LAST 10	STRENGTH OF	OPP. STRENGTH	TEAM	ADJ.	CONF.	ADJ CONF.
Average RPI Loss:	245	RECORD	PCT. RANK	GAMES	SCHEDULE	OF SCHEDULE	RPI	RPI	RPI	RPI
DIV. I ONLY	5- 19	316	0- 1	347	341	345	345	32	32	
DIV. I NON-CONF.	0- 7	336	0- 0	234	131	342	342	32	32	
TOTALS	RPI 1-25	RPI 26-50	W-L RECORDS	RPI 51-100	RPI 101-150	RPI 150+				
5- 19	0- 1	0- 1	OVERALL	0- 0	0- 0	5- 17				
2- 9	0- 0	0- 0	HOME	0- 0	0- 0	2- 9				
3- 9	0- 1	0- 1	AWAY	0- 0	0- 0	3- 7				
0- 1	0- 0	0- 0	NEUTRAL	0- 0	0- 0	0- 1				
0- 7	0- 1	0- 1	NON-CONFERENCE	0- 0	0- 0	0- 5				
0- 3	0- 0	0- 0	HOME	0- 0	0- 0	0- 3				
0- 4	0- 1	0- 1	AWAY	0- 0	0- 0	0- 2				
0- 0	0- 0	0- 0	NEUTRAL	0- 0	0- 0	0- 0				
5- 12	0- 0	0- 0	CONFERENCE	0- 0	0- 0	5- 12				
2- 6	0- 0	0- 0	HOME	0- 0	0- 0	2- 6				
3- 5	0- 0	0- 0	AWAY	0- 0	0- 0	3- 5				
0- 1	0- 0	0- 0	NEUTRAL	0- 0	0- 0	0- 1				

RPI 1-25				RPI 26-50				RPI 51-100				RPI 101+ Team's RPI: 345			
RPI	S	Opponent	Score	RPI	S	Opponent	Score	RPI	S	Opponent	Score	RPI	S	Opponent	Score
20	A	DePaul	61 124	26	A	South Dakota St.	49 97					195	A	N.C. A&T	69 73
												203	A	UMES	46 78
												220	H	Bethune-Cookman	47 68
												228	H	Texas Southern	41 65
												232	H	Howard	70 106
												233	H	Jacksonville	58 68
												239	A	Ole Miss	51 74
												257	A	Wichita St.	50 66
												259	H	Norfolk St.	42 78
												286	H	Ga. Southern	71 82
												299	A	South Carolina St.	65 64
												299	H	South Carolina St.	60 71
												299	N	South Carolina St.	53 62
												311	A	Morgan St.	47 63
												311	H	Morgan St.	53 35
												314	A	Coppin St.	76 70
												314	H	Coppin St.	68 57
												335	A	N.C. Central	65 77
												335	H	N.C. Central	67 71
												340	A	Delaware St.	58 66
												346	A	Florida A&M	54 50
												346	H	Florida A&M	55 60
LAST 12 Division I GAMES:															
				299	N	South Carolina St.	53 62	346	H	Florida A&M	55 60				
				299	A	South Carolina St.	65 64	311	H	Morgan St.	53 35				
				232	H	Howard	70 106	314	H	Coppin St.	68 57				
				195	A	N.C. A&T	69 73	203	A	UMES	46 78				
				335	A	N.C. Central	65 77	340	A	Delaware St.	58 66				
				220	H	Bethune-Cookman	47 68	335	H	N.C. Central	67 71				

Non-Div I Games: Carver 101 49 Wesleyan (GA) 155 26

Savannah St.



Average RPI Win:	319	WON-LOST	WINNING	LAST 10	STRENGTH OF	OPP. STRENGTH	TEAM	ADJ.	CONF.	ADJ CONF.
Average RPI Loss:	203	RECORD	PCT. RANK	GAMES	SCHEDULE	OF SCHEDULE	RPI	RPI	RPI	RPI
DIV. I ONLY	3- 27	346	0- 1	257	320	337	337	30	30	
DIV. I NON-CONF.	0- 13	336	0- 0	145	241	332	332	30	30	
TOTALS	RPI 1-25	RPI 26-50	W-L RECORDS	RPI 51-100	RPI 101-150	RPI 150+				
3- 27	0- 0	0- 0	OVERALL	0- 5	0- 4	3- 18				
1- 12	0- 0	0- 0	HOME	0- 1	0- 2	1- 9				
2- 13	0- 0	0- 0	AWAY	0- 3	0- 2	2- 8				
0- 2	0- 0	0- 0	NEUTRAL	0- 1	0- 0	0- 1				
0- 13	0- 0	0- 0	NON-CONFERENCE	0- 5	0- 2	0- 6				
0- 5	0- 0	0- 0	HOME	0- 1	0- 1	0- 3				
0- 7	0- 0	0- 0	AWAY	0- 3	0- 1	0- 3				
0- 1	0- 0	0- 0	NEUTRAL	0- 1	0- 0	0- 0				
3- 14	0- 0	0- 0	CONFERENCE	0- 0	0- 2	3- 12				
1- 7	0- 0	0- 0	HOME	0- 0	0- 1	1- 6				
2- 6	0- 0	0- 0	AWAY	0- 0	0- 1	2- 5				
0- 1	0- 0	0- 0	NEUTRAL	0- 0	0- 0	0- 1				

RPI S	Opponent	Score	RPI S	Opponent	Score	RPI S	Opponent	Score	RPI S	Opponent	Score	Team's RPI: 337
						79 N	Arizona	54 84	110 A	Portland St.	43 68	
						81 A	UC Davis	59 76	133 H	Washington	58 69	
						91 A	Utah	62 89	138 A	New Mexico St.	55 75	
						99 H	Pepperdine	64 78	138 H	New Mexico St.	72 83	
						100 A	Pacific	61 75	170 A	UC Irvine	60 65	
									199 A	Hawaii	51 67	
									212 A	California Baptist	83 100	
									212 H	California Baptist	64 86	
									221 H	Northern Ariz.	58 65	
									227 A	UTRGV	56 69	
									227 H	UTRGV	70 74	
									227 N	UTRGV	54 56	
									229 A	UMKC	66 83	
									229 H	UMKC	62 86	
									245 A	Nevada	54 67	
									263 H	Cal St. Fullerton	54 57	
									266 A	CSU Bakersfield	68 58	
									266 H	CSU Bakersfield	60 70	
									293 A	Utah Valley	56 63	
									293 H	Utah Valley	55 58	
									317 H	Cal Poly	50 60	
									342 A	Grand Canyon	70 55	
									342 H	Grand Canyon	73 74	
									348 A	Chicago St.	61 64	
									348 H	Chicago St.	90 54	
LAST 12 Division I GAMES:												
			227 N	UTRGV	54 56		138 H	New Mexico St.	72 83			
			342 A	Grand Canyon	70 55		227 H	UTRGV	70 74			
			266 A	CSU Bakersfield	68 58		293 A	Utah Valley	56 63			
			212 H	California Baptist	64 86		212 A	California Baptist	83 100			
			348 A	Chicago St.	61 64		229 H	UMKC	62 86			
			229 A	UMKC	66 83		348 H	Chicago St.	90 54			

Non-Div I Games:

Seattle U

■ Loss, 
 ■ Non-Conf, 
 ■ S Site, 
 ■ Home 
 ■ A Away 
 N Neutral



Average RPI Win:	187	WON-LOST	WINNING	LAST 10	STRENGTH OF	OPP. STRENGTH	TEAM	ADJ.	CONF.	ADJ CONF.
Average RPI Loss:	77	RECORD	PCT. RANK	GAMES	SCHEDULE	OF SCHEDULE	RPI	RPI	RPI	RPI
DIV. I ONLY	15- 15	169	0- 1	100	75	141	141	6	6	
DIV. I NON-CONF.	8- 3	72	0- 0	261	239	126	126	4	4	
TOTALS	RPI 1-25	RPI 26-50	W-L RECORDS	RPI 51-100	RPI 101-150	RPI 150+				
15- 15	1- 4	0- 1	OVERALL	4- 6	3- 2	7- 2				
11- 4	0- 2	0- 0	HOME	3- 1	2- 0	6- 1				
3- 9	1- 2	0- 1	AWAY	1- 4	1- 1	0- 1				
1- 2	0- 0	0- 0	NEUTRAL	0- 1	0- 1	1- 0				
8- 3	0- 1	0- 1	NON-CONFERENCE	1- 1	0- 0	7- 0				
6- 0	0- 0	0- 0	HOME	0- 0	0- 0	6- 0				
1- 2	0- 1	0- 1	AWAY	1- 0	0- 0	0- 0				
1- 1	0- 0	0- 0	NEUTRAL	0- 1	0- 0	1- 0				
7- 12	1- 3	0- 0	CONFERENCE	3- 5	3- 2	0- 2				
5- 4	0- 2	0- 0	HOME	3- 1	2- 0	0- 1				
2- 7	1- 1	0- 0	AWAY	0- 4	1- 1	0- 1				
0- 1	0- 0	0- 0	NEUTRAL	0- 0	0- 1	0- 0				

RPI 1-25				RPI 26-50				RPI 51-100				RPI 101+ Team's RPI: 141			
RPI	S	Opponent	Score	RPI	S	Opponent	Score	RPI	S	Opponent	Score	RPI	S	Opponent	Score
6	A	UConn	61 99	33	A	UCLA	62 78	51	A	Princeton	70 66	116	A	St. John's (NY)	76 72
12	A	Marquette	60 96					55	A	Villanova	68 73	116	H	St. John's (NY)	77 67
12	H	Marquette	63 109					55	H	Villanova	66 70	116	N	St. John's (NY)	51 76
20	A	DePaul	84 73					66	N	Georgia Tech	73 84	120	A	Providence	75 82
20	H	DePaul	85 94					68	A	Georgetown	43 51	120	H	Providence	79 73
								68	H	Georgetown	76 63	215	A	Xavier	62 63
								75	A	Butler	59 62	215	H	Xavier	76 80
								75	H	Butler	83 62	247	H	St. Francis Brooklyn	100 77
								93	A	Creighton	71 80	292	H	Kennesaw St.	102 80
								93	H	Creighton	82 75	302	H	UTSA	84 53
												308	N	UNC Greensboro	71 64
												319	H	Wagner	95 40
												327	H	UMass Lowell	90 57
												347	H	Saint Peter's	90 47
LAST 12 Division I GAMES:															
116	N	St. John's (NY)	51 76	93	A	Creighton	71 80								
116	A	St. John's (NY)	76 72	120	A	Providence	75 82								
55	A	Villanova	68 73	75	H	Butler	83 62								
68	A	Georgetown	43 51	215	H	Xavier	76 80								
12	H	Marquette	63 109	68	H	Georgetown	76 63								
20	H	DePaul	85 94	55	H	Villanova	66 70								

Non-Div I Games:

Seton Hall

■ Loss, 
■ Non-Conf, 
■ S Site, 
■ H Home 
■ A Away 
N Neutral



Average RPI Win:	282	WON-LOST	WINNING	LAST 10	STRENGTH OF	OPP. STRENGTH	TEAM	ADJ.	CONF.	ADJ CONF.
Average RPI Loss:	179	RECORD	PCT. RANK	GAMES	SCHEDULE	OF SCHEDULE	RPI	RPI	RPI	RPI
DIV. I ONLY	12- 18	227	0- 1	282	286	278	278	26	26	
DIV. I NON-CONF.	4- 7	228	0- 0	204	296	268	268	27	27	
TOTALS	RPI 1-25	RPI 26-50	W-L RECORDS	RPI 51-100	RPI 101-150	RPI 150+				
12- 18	0- 0	0- 2	OVERALL	0- 3	0- 2	12- 11				
6- 9	0- 0	0- 1	HOME	0- 2	0- 1	6- 5				
5- 7	0- 0	0- 1	AWAY	0- 0	0- 1	5- 5				
1- 2	0- 0	0- 0	NEUTRAL	0- 1	0- 0	1- 1				
4- 7	0- 0	0- 0	NON-CONFERENCE	0- 3	0- 0	4- 4				
2- 4	0- 0	0- 0	HOME	0- 2	0- 0	2- 2				
1- 2	0- 0	0- 0	AWAY	0- 0	0- 0	1- 2				
1- 1	0- 0	0- 0	NEUTRAL	0- 1	0- 0	1- 0				
8- 11	0- 0	0- 2	CONFERENCE	0- 0	0- 2	8- 7				
4- 5	0- 0	0- 1	HOME	0- 0	0- 1	4- 3				
4- 5	0- 0	0- 1	AWAY	0- 0	0- 1	4- 3				
0- 1	0- 0	0- 0	NEUTRAL	0- 0	0- 0	0- 1				

RPI S	Opponent	Score	RPI S	Opponent	Score	RPI S	Opponent	Score	RPI S	Opponent	Score	Team's RPI: 278
39	A Quinnipiac	31 68	39	H Quinnipiac	38 67	58	H Penn	51 58	116	A Marist	59 88	
						63	N Drexel	39 51	116	H Marist	58 73	
						86	H Harvard	54 73	171	A Rider	54 77	
									171	H Rider	52 55	
									192	A Sacred Heart	50 72	
									206	H Massachusetts	64 59	
									215	A Monmouth	77 68	
									215	H Monmouth	54 56	
									224	H Hofstra	50 57	
									232	A Howard	86 81	
									248	H Colgate	55 53	
									261	A St. Bonaventure	58 74	
									265	A Manhattan	48 52	
									265	H Manhattan	62 56	
									275	H Niagara	67 61	
									284	A Fairfield	55 59	
									284	H Fairfield	40 66	
									287	A Canisius	78 66	
									305	H Fla. Atlantic	66 70	
									319	N Wagner	74 71	
									324	A Iona	66 45	
									324	H Iona	59 47	
									324	N Iona	64 75	
									347	A Saint Peter's	84 57	
									347	H Saint Peter's	50 46	
LAST 12 Division I GAMES:												
			324	N Iona	64 75		284	H Fairfield	40 66			
			319	N Wagner	74 71		215	H Monmouth	54 56			
			39	H Quinnipiac	38 67		324	A Iona	66 45			
			171	A Rider	54 77		265	A Manhattan	48 52			
			287	A Canisius	78 66		116	H Marist	58 73			
			275	H Niagara	67 61		284	A Fairfield	55 59			

Non-Div I Games:

Siena

■ Loss, 
 ■ Non-Conf, 
 ■ S Site, 
 ■ Home 
 ■ A Away 
 N Neutral



# South Alabama

Through Games Of March 14, 2019

Average RPI Win: <b>213</b>	WON-LOST	WINNING	LAST 10	STRENGTH OF	OPP. STRENGTH	TEAM	ADJ.	CONF.	ADJ CONF.
Average RPI Loss: <b>122</b>	RECORD	PCT. RANK	GAMES	SCHEDULE	OF SCHEDULE	RPI	RPI	RPI	RPI
DIV. I ONLY	21- 9	60	1- 0	207	165	103	103	12	12
DIV. I NON-CONF.	9- 0	1	0- 0	290	284	53	53	14	14
TOTALS	RPI 1-25	RPI 26-50	W-L RECORDS	RPI 51-100	RPI 101-150	RPI 150+			
21- 9	0- 0	0- 0	OVERALL	2- 4	3- 2	16- 3			
10- 3	0- 0	0- 0	HOME	1- 1	1- 1	8- 1			
8- 6	0- 0	0- 0	AWAY	0- 3	1- 1	7- 2			
3- 0	0- 0	0- 0	NEUTRAL	1- 0	1- 0	1- 0			
9- 0	0- 0	0- 0	NON-CONFERENCE	0- 0	1- 0	8- 0			
3- 0	0- 0	0- 0	HOME	0- 0	0- 0	3- 0			
5- 0	0- 0	0- 0	AWAY	0- 0	0- 0	5- 0			
1- 0	0- 0	0- 0	NEUTRAL	0- 0	1- 0	0- 0			
12- 9	0- 0	0- 0	CONFERENCE	2- 4	2- 2	8- 3			
7- 3	0- 0	0- 0	HOME	1- 1	1- 1	5- 1			
3- 6	0- 0	0- 0	AWAY	0- 3	1- 1	2- 2			
2- 0	0- 0	0- 0	NEUTRAL	1- 0	0- 0	1- 0			

RPI 1-25			RPI 26-50			RPI 51-100			RPI 101+			Team's RPI: 103			
RPI	S	Opponent	Score	RPI	S	Opponent	Score	RPI	S	Opponent	Score	RPI	S	Opponent	Score
								71	A	UT Arlington	51 72	124	A	Appalachian St.	63 71
								74	A	Little Rock	44 47	124	H	Appalachian St.	50 59
								74	H	Little Rock	42 65	138	N	New Mexico St.	68 67
								90	A	Troy	58 66	143	A	Georgia St.	68 59
								90	H	Troy	80 77	143	H	Georgia St.	62 59
								90	N	Troy	87 74	156	A	Alabama	72 67
												163	A	Texas St.	45 77
												163	N	Texas St.	68 67
												169	A	Southern U.	53 49
												176	A	Coastal Caro.	88 78
												176	H	Coastal Caro.	67 50
												188	A	Arkansas St.	58 69
												188	H	Arkansas St.	64 77
												196	H	Southern Miss.	77 68
												240	H	ETSU	81 74
												270	H	Alabama St.	77 65
												271	H	Louisiana	73 61
												271	H	Louisiana	83 60
												277	A	Central Ark.	58 50
												286	A	Ga. Southern	69 53
												286	H	Ga. Southern	73 60
												300	H	La.-Monroe	77 49
												304	A	Tennessee St.	78 56
												323	A	FIU	84 77
LAST 12 Division I GAMES:															
271	H	Louisiana	73 61	163	A	Texas St.	45 77								
163	N	Texas St.	68 67	71	A	UT Arlington	51 72								
90	N	Troy	87 74	90	A	Troy	58 66								
323	A	FIU	84 77	143	H	Georgia St.	62 59								
124	H	Appalachian St.	50 59	286	H	Ga. Southern	73 60								
176	H	Coastal Caro.	67 50	74	A	Little Rock	44 47								

Non-Div I Games: Faulkner 97 40 Spring Hill 75 57

South Alabama

Loss, Non-Conf, S Site, H Home A Away N Neutral



# South Carolina

Through Games Of March 14, 2019

Average RPI Win:	129	WON-LOST	WINNING	LAST 10	STRENGTH OF	OPP. STRENGTH	TEAM	ADJ.	CONF.	ADJ CONF.
Average RPI Loss:	18	RECORD	PCT. RANK	GAMES	SCHEDULE	OF SCHEDULE	RPI	RPI	RPI	RPI
DIV. I ONLY	21- 9	60	0- 1	10	27	19	19	5	5	
DIV. I NON-CONF.	8- 5	119	0- 0	15	18	36	36	5	5	
TOTALS	RPI 1-25	RPI 26-50	W-L RECORDS	RPI 51-100	RPI 101-150	RPI 150+				
21- 9	2- 8	3- 0	OVERALL	4- 1	3- 0	9- 0				
11- 4	0- 4	2- 0	HOME	0- 0	3- 0	6- 0				
9- 2	2- 2	1- 0	AWAY	4- 0	0- 0	2- 0				
1- 3	0- 2	0- 0	NEUTRAL	0- 1	0- 0	1- 0				
8- 5	0- 5	1- 0	NON-CONFERENCE	1- 0	2- 0	4- 0				
5- 2	0- 2	1- 0	HOME	0- 0	2- 0	2- 0				
2- 1	0- 1	0- 0	AWAY	1- 0	0- 0	1- 0				
1- 2	0- 2	0- 0	NEUTRAL	0- 0	0- 0	1- 0				
13- 4	2- 3	2- 0	CONFERENCE	3- 1	1- 0	5- 0				
6- 2	0- 2	1- 0	HOME	0- 0	1- 0	4- 0				
7- 1	2- 1	1- 0	AWAY	3- 0	0- 0	1- 0				
0- 1	0- 0	0- 0	NEUTRAL	0- 1	0- 0	0- 0				

RPI S	Opponent	Score	RPI S	Opponent	Score	RPI S	Opponent	Score	RPI S	Opponent	Score
2	H Baylor	69 94	30	H Missouri	79 65	57	A Tennessee	82 67	112	H Georgia	65 57
6	A UConn	79 97	48	A Auburn	73 66	65	A Arkansas	87 79	119	H Dayton	65 55
8	A Mississippi St.	74 89	49	H Clemson	69 57	65	N Arkansas	89 95	124	H Appalachian St.	80 50
8	H Mississippi St.	64 68				85	A LSU	76 53	156	H Alabama	62 59
14	H Maryland	61 85				87	A Purdue	82 73	166	H Temple	88 60
16	N Drake	85 90							190	H Furman	66 53
17	A Texas A&M	60 57							209	H Vanderbilt	80 69
22	A Kentucky	74 70							211	A Florida	96 77
22	H Kentucky	57 65							211	H Florida	71 40
24	N Oregon St.	68 70							239	H Ole Miss	76 42
									240	N ETSU	101 55
									270	A Alabama St.	94 38
LAST 12 Division I GAMES:											
65	N Arkansas	89 95	22	H Kentucky	57 65						
16	N Drake	85 90	211	A Florida	96 77						
24	N Oregon St.	68 70	112	H Georgia	65 57						
8	H Mississippi St.	64 68	6	A UConn	79 97						
48	A Auburn	73 66	239	H Ole Miss	76 42						
57	A Tennessee	82 67	65	A Arkansas	87 79						

Non-Div I Games:

South Carolina

Loss, Non-Conf, S Site, H Home A Away N Neutral



Average RPI Win: 305		WON-LOST	WINNING	LAST 10	STRENGTH OF	OPP. STRENGTH	TEAM	ADJ.	CONF.	ADJ CONF.
Average RPI Loss: 221		RECORD	PCT. RANK	GAMES	SCHEDULE	OF SCHEDULE	RPI	RPI	RPI	RPI
DIV. I ONLY		14- 16	192	1- 0	351	346	299	299	32	32
DIV. I NON-CONF.		5- 7	206	0- 0	329	272	288	288	32	32
TOTALS	RPI 1-25	RPI 26-50		W-L RECORDS		RPI 51-100	RPI 101-150	RPI 150+		
14- 16	0- 0	0- 0		OVERALL		0- 2	0- 0	14- 14		
6- 6	0- 0	0- 0		HOME		0- 0	0- 0	6- 6		
7- 7	0- 0	0- 0		AWAY		0- 2	0- 0	7- 5		
1- 3	0- 0	0- 0		NEUTRAL		0- 0	0- 0	1- 3		
5- 7	0- 0	0- 0		NON-CONFERENCE		0- 2	0- 0	5- 5		
3- 1	0- 0	0- 0		HOME		0- 0	0- 0	3- 1		
2- 4	0- 0	0- 0		AWAY		0- 2	0- 0	2- 2		
0- 2	0- 0	0- 0		NEUTRAL		0- 0	0- 0	0- 2		
9- 9	0- 0	0- 0		CONFERENCE		0- 0	0- 0	9- 9		
3- 5	0- 0	0- 0		HOME		0- 0	0- 0	3- 5		
5- 3	0- 0	0- 0		AWAY		0- 0	0- 0	5- 3		
1- 1	0- 0	0- 0		NEUTRAL		0- 0	0- 0	1- 1		

[illegible]

South Carolina St.

■ Loss, ■ Non-Conf, S Site, H Home A Away N Neutral



RPI	S	Opponent	Score
345	N	Savannah St.	62 53
346	H	Florida A&M	61 48



# South Dakota

# Through Games Of March 14, 2019

Average RPI Win:	203	WON-LOST	WINNING	LAST 10	STRENGTH OF	OPP. STRENGTH	TEAM	ADJ.	CONF.	ADJ CONF.
Average RPI Loss:	56	RECORD	PCT. RANK	GAMES	SCHEDULE	OF SCHEDULE	RPI	RPI	RPI	RPI
DIV. I ONLY	26- 5	15	1- 1	165	132	40	40	19	19	
DIV. I NON-CONF.	10- 2	37	0- 0	44	20	15	15	18	18	
TOTALS	RPI 1-25	RPI 26-50	W-L RECORDS	RPI 51-100	RPI 101-150	RPI 150+				
26- 5	1- 1	2- 3	OVERALL	3- 0	1- 0	19- 1				
11- 0	1- 0	1- 0	HOME	1- 0	0- 0	8- 0				
10- 3	0- 1	1- 1	AWAY	2- 0	0- 0	7- 1				
5- 2	0- 0	0- 2	NEUTRAL	0- 0	1- 0	4- 0				
10- 2	1- 1	1- 1	NON-CONFERENCE	3- 0	1- 0	4- 0				
3- 0	1- 0	0- 0	HOME	1- 0	0- 0	1- 0				
4- 1	0- 1	1- 0	AWAY	2- 0	0- 0	1- 0				
3- 1	0- 0	0- 1	NEUTRAL	0- 0	1- 0	2- 0				
16- 3	0- 0	1- 2	CONFERENCE	0- 0	0- 0	15- 1				
8- 0	0- 0	1- 0	HOME	0- 0	0- 0	7- 0				
6- 2	0- 0	0- 1	AWAY	0- 0	0- 0	6- 1				
2- 1	0- 0	0- 1	NEUTRAL	0- 0	0- 0	2- 0				

RPI S	Opponent	Score	RPI S	Opponent	Score	Team's RPI: 40	RPI S	Opponent	Score	RPI S	Opponent	Score
11	H Iowa St.	64 59	26	A South Dakota St.	78 82		67	H Green Bay	55 49	105	N Loyola Marymount	67 40
16	A Drake	64 76	26	H South Dakota St.	105 98		69	A Missouri St.	85 74	159	A Oral Roberts	76 72
			26	N South Dakota St.	71 83		93	A Creighton	77 65	159	H Oral Roberts	75 64
			30	A Missouri	74 61					165	A Denver	99 104
			47	N Indiana	60 68					165	H Denver	73 58
										187	A Montana	64 41
										200	N Grambling	67 53
										223	A North Dakota	80 50
										223	H North Dakota	87 54
										223	N North Dakota	84 61
										241	A Western Ill.	83 61
										241	H Western Ill.	92 49
										257	N Wichita St.	73 64
										309	H Incarnate Word	96 43
										321	A North Dakota St.	67 41
										321	H North Dakota St.	76 57
										321	N North Dakota St.	74 51
										326	A Omaha	80 49
										326	H Omaha	78 33
										334	A Purdue Fort Wayne	71 49
										334	H Purdue Fort Wayne	69 51
LAST 12 Division I GAMES:												
223	N North Dakota	84 61	165	H Denver	73 58							
26	N South Dakota St.	71 83	241	A Western Ill.	83 61							
321	N North Dakota St.	74 51	159	H Oral Roberts	75 64							
223	H North Dakota	87 54	326	H Omaha	78 33							
321	H North Dakota St.	76 57	334	A Purdue Fort Wayne	71 49							
26	A South Dakota St.	78 82	241	H Western Ill.	92 49							

Non-Div I Games: St. Mary (NE) 112 52 Bellevue 79 40

South Dakota

Loss, Non-Conf, S Site, H Home A Away N Neutral



Average RPI Win:	194	WON-LOST	WINNING	LAST 10	STRENGTH OF	OPP. STRENGTH	TEAM	ADJ.	CONF.	ADJ CONF.
Average RPI Loss:	26	RECORD	PCT. RANK	GAMES	SCHEDULE	OF SCHEDULE	RPI	RPI	RPI	RPI
DIV. I ONLY	26- 6	21	3- 0	64	139	26	26	19	19	
DIV. I NON-CONF.	8- 5	119	0- 0	5	14	18	18	18	18	
TOTALS	RPI 1-25	RPI 26-50	W-L RECORDS	RPI 51-100	RPI 101-150	RPI 150+				
26- 6	1- 3	3- 2	OVERALL	3- 1	1- 0	18- 0				
13- 1	1- 1	1- 0	HOME	3- 0	0- 0	8- 0				
10- 3	0- 1	1- 1	AWAY	0- 1	1- 0	8- 0				
3- 2	0- 1	1- 1	NEUTRAL	0- 0	0- 0	2- 0				
8- 5	1- 3	1- 1	NON-CONFERENCE	3- 1	1- 0	2- 0				
5- 1	1- 1	0- 0	HOME	3- 0	0- 0	1- 0				
3- 2	0- 1	1- 0	AWAY	0- 1	1- 0	1- 0				
0- 2	0- 1	0- 1	NEUTRAL	0- 0	0- 0	0- 0				
18- 1	0- 0	2- 1	CONFERENCE	0- 0	0- 0	16- 0				
8- 0	0- 0	1- 0	HOME	0- 0	0- 0	7- 0				
7- 1	0- 0	0- 1	AWAY	0- 0	0- 0	7- 0				
3- 0	0- 0	1- 0	NEUTRAL	0- 0	0- 0	2- 0				

RPI 1-25				RPI 26-50				Team's RPI: 26				RPI 51-100				RPI 101+			
RPI	S	Opponent	Score	RPI	S	Opponent	Score	RPI	S	Opponent	Score	RPI	S	Opponent	Score	RPI	S	Opponent	Score
2	N	Baylor	66 72	27	A	Central Mich.	80 71	61	A	Wyoming	70 77	147	A	Montana St.	88 67				
5	H	Oregon	79 87	36	N	Buffalo	55 61	64	H	FGCU	80 62	159	A	Oral Roberts	74 65				
12	A	Marquette	52 91	40	A	South Dakota	98 105	67	H	Green Bay	77 47	159	H	Oral Roberts	68 55				
16	H	Drake	80 71	40	H	South Dakota	82 78	93	H	Creighton	74 48	159	N	Oral Roberts	86 55				
				40	N	South Dakota	83 71					165	A	Denver	83 67				
												165	H	Denver	76 59				
												168	A	Chattanooga	71 54				
												223	A	North Dakota	66 48				
												223	H	North Dakota	81 58				
												241	A	Western Ill.	93 84				
												241	H	Western Ill.	100 62				
												321	A	North Dakota St.	88 48				
												321	H	North Dakota St.	86 33				
												326	A	Omaha	82 38				
												326	H	Omaha	81 47				
												334	A	Purdue Fort Wayne	85 52				
												334	H	Purdue Fort Wayne	92 68				
												334	N	Purdue Fort Wayne	88 50				
												345	H	Savannah St.	97 49				
LAST 12 Division I GAMES:																			
334	N	Purdue Fort Wayne	88 50	321	A	North Dakota St.	88 48												
159	N	Oral Roberts	86 55	326	A	Omaha	82 38												
40	N	South Dakota	83 71	223	H	North Dakota	81 58												
241	H	Western Ill.	100 62	159	A	Oral Roberts	74 65												
40	H	South Dakota	82 78	165	A	Denver	83 67												
334	H	Purdue Fort Wayne	92 68	326	H	Omaha	81 47												

Non-Div I Games:

South Dakota St.

■ Loss, 
 ■ Non-Conf, S Site, 
 ■ Home 
 ■ Away 
 N Neutral



Average RPI Win:	181	WON-LOST	WINNING	LAST 10	STRENGTH OF	OPP. STRENGTH	TEAM	ADJ.	CONF.	ADJ CONF.
Average RPI Loss:	74	RECORD	PCT. RANK	GAMES	SCHEDULE	OF SCHEDULE	RPI	RPI	RPI	RPI
DIV. I ONLY	18- 15	149	1- 0	78	70	114	114	9	9	
DIV. I NON-CONF.	9- 5	104	0- 0	216	19	141	141	8	8	
TOTALS	RPI 1-25	RPI 26-50	W-L RECORDS	RPI 51-100	RPI 101-150	RPI 150+				
18- 15	0- 6	1- 1	OVERALL	0- 5	3- 1	14- 2				
10- 5	0- 2	0- 0	HOME	0- 1	0- 1	10- 1				
5- 5	0- 2	0- 0	AWAY	0- 2	2- 0	3- 1				
3- 5	0- 2	1- 1	NEUTRAL	0- 2	1- 0	1- 0				
9- 5	0- 1	1- 1	NON-CONFERENCE	0- 3	1- 0	7- 0				
7- 0	0- 0	0- 0	HOME	0- 0	0- 0	7- 0				
1- 1	0- 0	0- 0	AWAY	0- 1	1- 0	0- 0				
1- 4	0- 1	1- 1	NEUTRAL	0- 2	0- 0	0- 0				
9- 10	0- 5	0- 0	CONFERENCE	0- 2	2- 1	7- 2				
3- 5	0- 2	0- 0	HOME	0- 1	0- 1	3- 1				
4- 4	0- 2	0- 0	AWAY	0- 1	1- 0	3- 1				
2- 1	0- 1	0- 0	NEUTRAL	0- 0	1- 0	1- 0				

RPI	S	Opponent	Score	RPI	S	Opponent	Score	RPI	S	Opponent	Score	RPI	S	Opponent	Score	Team's RPI: 114
6	A	UConn	46 63	33	N	UCLA	60 56	76	A	Cincinnati	43 57	101	A	Ohio St.	71 47	
6	H	UConn	47 57	37	N	North Carolina	69 71	76	H	Cincinnati	56 57	109	A	Houston	59 49	
6	N	UConn	45 81					85	A	LSU	49 78	109	H	Houston	52 54	
15	A	UCF	63 66					93	N	Creighton	76 83	109	N	Houston	72 55	
15	H	UCF	49 62					98	N	Virginia	67 74	155	H	Oklahoma	87 70	
22	N	Kentucky	63 85									158	H	Tulsa	59 48	
												166	A	Temple	63 53	
												167	A	Tulane	50 45	
												167	H	Tulane	73 46	
												167	N	Tulane	61 52	
												191	A	East Carolina	63 50	
												200	H	Grambling	67 50	
												218	H	George Washington	63 30	
												220	H	Bethune-Cookman	88 39	
												230	A	SMU	44 46	
												231	H	Memphis	40 47	
												235	H	Albany (NY)	74 37	
												257	H	Wichita St.	55 46	
												280	H	Vermont	102 55	
												318	H	New Hampshire	79 36	
LAST 12 Division I GAMES:																
167	N	Tulane	61 52	257	H	Wichita St.	55 46	191	A	East Carolina	63 50	158	H	Tulsa	59 48	
109	N	Houston	72 55	158	H	Tulsa	59 48	109	H	Houston	52 54	167	A	Tulane	50 45	
6	N	UConn	45 81	109	H	Houston	52 54	15	A	UCF	63 66					
6	H	UConn	47 57													
76	A	Cincinnati	43 57													
109	A	Houston	59 49													

Non-Div I Games:

South Fla.

■ Loss, 
 ■ Non-Conf, 
 ■ S Site, 
 ■ Home 
 ■ A Away 
 N Neutral



Average RPI Win:	273	WON-LOST	WINNING	LAST 10	STRENGTH OF	OPP. STRENGTH	TEAM	ADJ.	CONF.	ADJ CONF.
Average RPI Loss:	163	RECORD	PCT. RANK	GAMES	SCHEDULE	OF SCHEDULE	RPI	RPI	RPI	RPI
DIV. I ONLY	11- 17	233	0- 1	230	272	243	243	22	22	
DIV. I NON-CONF.	3- 6	241	0- 0	249	282	240	240	22	22	
TOTALS	RPI 1-25	RPI 26-50	W-L RECORDS	RPI 51-100	RPI 101-150	RPI 150+				
11- 17	0- 1	0- 3	OVERALL	0- 0	1- 5	10- 8				
6- 5	0- 0	0- 1	HOME	0- 0	1- 1	5- 3				
5- 10	0- 1	0- 1	AWAY	0- 0	0- 4	5- 4				
0- 2	0- 0	0- 1	NEUTRAL	0- 0	0- 0	0- 1				
3- 6	0- 1	0- 0	NON-CONFERENCE	0- 0	0- 2	3- 3				
1- 1	0- 0	0- 0	HOME	0- 0	0- 0	1- 1				
2- 4	0- 1	0- 0	AWAY	0- 0	0- 2	2- 1				
0- 1	0- 0	0- 0	NEUTRAL	0- 0	0- 0	0- 1				
8- 11	0- 0	0- 3	CONFERENCE	0- 0	1- 3	7- 5				
5- 4	0- 0	0- 1	HOME	0- 0	1- 1	4- 2				
3- 6	0- 0	0- 1	AWAY	0- 0	0- 2	3- 3				
0- 1	0- 0	0- 1	NEUTRAL	0- 0	0- 0	0- 0				

RPI 1-25				RPI 26-50				RPI 51-100				RPI 101+ Team's RPI: 243			
RPI	S	Opponent	Score	RPI	S	Opponent	Score	RPI	S	Opponent	Score	RPI	S	Opponent	Score
8	A	Mississippi St.	53 88	45	A	Belmont	57 91					111	A	UT Martin	50 61
				45	H	Belmont	86 92					111	H	UT Martin	73 80
				45	N	Belmont	65 74					129	A	Morehead St.	54 82
												146	H	Tennessee Tech	62 53
												148	A	Southern Ill.	40 60
												149	A	Bradley	79 85
												200	N	North Ala.	67 80
												213	H	Jacksonville St.	39 56
												231	A	Memphis	57 69
												238	A	SIUE	62 52
												238	H	SIUE	63 58
												241	H	Western Ill.	81 71
												245	H	Indiana St.	51 62
												259	A	Austin Peay	54 56
												259	H	Austin Peay	64 54
												262	A	Murray St.	74 82
												262	H	Murray St.	59 64
												295	A	Eastern Ill.	80 54
												295	H	Eastern Ill.	72 57
												304	A	Tennessee St.	59 62
												304	H	Tennessee St.	81 57
												325	A	NJIT	68 58
												331	A	Evansville	54 50
												333	A	Eastern Ky.	52 42
LAST 12 Division I GAMES:															
				45	N	Belmont	65 74			111	A	UT Martin	50 61		
				45	H	Belmont	86 92			213	H	Jacksonville St.	39 56		
				304	H	Tennessee St.	81 57			146	H	Tennessee Tech	62 53		
				262	A	Murray St.	74 82			304	A	Tennessee St.	59 62		
				259	A	Austin Peay	54 56			45	A	Belmont	57 91		
				295	A	Eastern Ill.	80 54			295	H	Eastern Ill.	72 57		

Non-Div I Games: Ill.-Springfield 82 46 Harris-Stowe 80 65

Southeast Mo. St.

Loss, Non-Conf, S Site, H Home A Away N Neutral



Average RPI Win:	268	WON-LOST	WINNING	LAST 10	STRENGTH OF	OPP. STRENGTH	TEAM	ADJ.	CONF.	ADJ CONF.
Average RPI Loss:	215	RECORD	PCT. RANK	GAMES	SCHEDULE	OF SCHEDULE	RPI	RPI	RPI	RPI
DIV. I ONLY	8- 19	276	0- 1	335	301	322	322	25	25	
DIV. I NON-CONF.	4- 5	190	0- 0	303	320	226	226	23	23	
TOTALS	RPI 1-25	RPI 26-50	W-L RECORDS	RPI 51-100	RPI 101-150	RPI 150+				
8- 19	0- 0	0- 0	OVERALL	0- 3	1- 1	7- 15				
5- 6	0- 0	0- 0	HOME	0- 1	1- 0	4- 5				
3- 13	0- 0	0- 0	AWAY	0- 2	0- 1	3- 10				
0- 0	0- 0	0- 0	NEUTRAL	0- 0	0- 0	0- 0				
4- 5	0- 0	0- 0	NON-CONFERENCE	0- 1	0- 0	4- 4				
1- 1	0- 0	0- 0	HOME	0- 0	0- 0	1- 1				
3- 4	0- 0	0- 0	AWAY	0- 1	0- 0	3- 3				
0- 0	0- 0	0- 0	NEUTRAL	0- 0	0- 0	0- 0				
4- 14	0- 0	0- 0	CONFERENCE	0- 2	1- 1	3- 11				
4- 5	0- 0	0- 0	HOME	0- 1	1- 0	3- 4				
0- 9	0- 0	0- 0	AWAY	0- 1	0- 1	0- 7				
0- 0	0- 0	0- 0	NEUTRAL	0- 0	0- 0	0- 0				

RPI 1-25				RPI 26-50				RPI 51-100				RPI 101+				Team's RPI: 322	
RPI	S	Opponent	Score	RPI	S	Opponent	Score	RPI	S	Opponent	Score	RPI	S	Opponent	Score		
								53	A	Lamar University	54	94	144	A	Abilene Christian	66	86
								62	H	SFA	51	62	144	H	Abilene Christian	74	71
								85	A	LSU	52	72	156	A	Alabama	40	88
													157	A	Nicholls St.	55	72
													157	H	Nicholls St.	66	73
													172	A	Louisiana Tech	53	72
													183	A	Sam Houston St.	63	94
													196	H	Southern Miss.	52	59
													230	A	SMU	63	62
													249	A	Jackson St.	50	45
													264	H	A&M-Corpus Christi	56	45
													277	A	Central Ark.	33	75
													277	H	Central Ark.	62	53
													291	A	New Orleans	45	46
													291	H	New Orleans	58	61
													300	H	La.-Monroe	49	42
													301	A	Alabama A&M	48	51
													309	A	Incarnate Word	69	76
													312	A	McNeese	56	62
													312	H	McNeese	70	75
													316	A	Northwestern St.	47	58
													316	H	Northwestern St.	56	60
													332	H	Houston Baptist	73	65
													350	A	Alcorn	77	59
LAST 12 Division I GAMES:																	
				157	A	Nicholls St.	55	72		309	A	Incarnate Word	69	76			
				291	A	New Orleans	45	46		277	A	Central Ark.	33	75			
				316	H	Northwestern St.	56	60		264	H	A&M-Corpus Christi	56	45			
				144	A	Abilene Christian	66	86		157	H	Nicholls St.	66	73			
				291	H	New Orleans	58	61		183	A	Sam Houston St.	63	94			
				312	H	McNeese	70	75		316	A	Northwestern St.	47	58			

Non-Div I Games: Mobile 70 57 Xavier (LA) 47 59

Southeastern La.

Loss, Non-Conf, S Site, H Home A Away N Neutral



## Southern California

Through Games Of March 14, 2019

Average RPI Win:	151	WON-LOST	WINNING	LAST 10	STRENGTH OF	OPP. STRENGTH	TEAM	ADJ.	CONF.	ADJ CONF.
Average RPI Loss:	40	RECORD	PCT. RANK	GAMES	SCHEDULE	OF SCHEDULE	RPI	RPI	RPI	RPI
DIV. I ONLY	17- 13	132	0- 1	26	34	52	52	2	2	
DIV. I NON-CONF.	10- 1	17	0- 0	150	148	25	25	2	2	
TOTALS	RPI 1-25	RPI 26-50	W-L RECORDS	RPI 51-100	RPI 101-150	RPI 150+				
17- 13	0- 8	2- 2	OVERALL	3- 2	3- 0	9- 1				
10- 4	0- 3	1- 1	HOME	1- 0	3- 0	5- 0				
6- 8	0- 5	1- 1	AWAY	2- 1	0- 0	3- 1				
1- 1	0- 0	0- 0	NEUTRAL	0- 1	0- 0	1- 0				
10- 1	0- 1	0- 0	NON-CONFERENCE	1- 0	2- 0	7- 0				
5- 0	0- 0	0- 0	HOME	0- 0	2- 0	3- 0				
4- 1	0- 1	0- 0	AWAY	1- 0	0- 0	3- 0				
1- 0	0- 0	0- 0	NEUTRAL	0- 0	0- 0	1- 0				
7- 12	0- 7	2- 2	CONFERENCE	2- 2	1- 0	2- 1				
5- 4	0- 3	1- 1	HOME	1- 0	1- 0	2- 0				
2- 7	0- 4	1- 1	AWAY	1- 1	0- 0	0- 1				
0- 1	0- 0	0- 0	NEUTRAL	0- 1	0- 0	0- 0				

RPI 1-25				RPI 26-50				RPI 51-100				Team's RPI: 52				RPI 101+			
RPI	S	Opponent	Score	RPI	S	Opponent	Score	RPI	S	Opponent	Score	RPI	S	Opponent	Score	RPI	S	Opponent	Score
4	A	Stanford	64 72	33	A	UCLA	72 67	71	A	UT Arlington	73 61	118	H	Fresno St.	62 61				
4	H	Stanford	67 69	33	H	UCLA	65 72	79	A	Arizona	68 71	133	H	Washington	82 57				
5	A	Oregon	78 96	41	A	California	59 66	79	N	Arizona	48 76	150	H	CSUN	58 42				
5	H	Oregon	53 93	41	H	California	86 76	91	A	Utah	84 80	152	H	UC Riverside	73 55				
17	A	Texas A&M	51 71					91	H	Utah	83 77	160	H	Washington St.	81 73				
23	A	Arizona St.	59 68									164	H	Santa Clara	77 46				
24	A	Oregon St.	61 68									177	A	Colorado	76 81				
24	H	Oregon St.	52 76									177	H	Colorado	84 77				
												180	N	Utah St.	55 46				
												204	A	UNLV	86 72				
												245	A	Nevada	72 51				
												273	A	Long Beach St.	86 50				
												288	H	UC Santa Barbara	82 39				
LAST 12 Division I GAMES:																			
				79	N	Arizona	48 76	41	H	California	86 76								
				91	H	Utah	83 77	177	A	Colorado	76 81								
				177	H	Colorado	84 77	91	A	Utah	84 80								
				5	A	Oregon	78 96	160	H	Washington St.	81 73								
				24	A	Oregon St.	61 68	133	H	Washington	82 57								
				4	H	Stanford	67 69	23	A	Arizona St.	59 68								



Average RPI Win: <b>237</b>	WON-LOST	WINNING	LAST 10	STRENGTH OF	OPP. STRENGTH	TEAM	ADJ.	CONF.	ADJ CONF.
Average RPI Loss: <b>102</b>	RECORD	PCT. RANK	GAMES	SCHEDULE	OF SCHEDULE	RPI	RPI	RPI	RPI
DIV. I ONLY	15- 14	158	1- 0	111	199	148	148	13	13
DIV. I NON-CONF.	7- 4	108	0- 0	92	226	79	79	15	15
TOTALS	RPI 1-25	RPI 26-50	W-L RECORDS	RPI 51-100	RPI 101-150	RPI 150+			
15- 14	0- 3	0- 0	OVERALL	0- 5	4- 4	11- 2			
9- 5	0- 1	0- 0	HOME	0- 2	3- 1	6- 1			
5- 8	0- 1	0- 0	AWAY	0- 3	0- 3	5- 1			
1- 1	0- 1	0- 0	NEUTRAL	0- 0	1- 0	0- 0			
7- 4	0- 1	0- 0	NON-CONFERENCE	0- 1	3- 1	4- 1			
5- 0	0- 0	0- 0	HOME	0- 0	2- 0	3- 0			
1- 3	0- 0	0- 0	AWAY	0- 1	0- 1	1- 1			
1- 1	0- 1	0- 0	NEUTRAL	0- 0	1- 0	0- 0			
8- 10	0- 2	0- 0	CONFERENCE	0- 4	1- 3	7- 1			
4- 5	0- 1	0- 0	HOME	0- 2	1- 1	3- 1			
4- 5	0- 1	0- 0	AWAY	0- 2	0- 2	4- 0			
0- 0	0- 0	0- 0	NEUTRAL	0- 0	0- 0	0- 0			

RPI 1-25				RPI 26-50				RPI 51-100				RPI 101+ Team's RPI: 148			
RPI	S	Opponent	Score	RPI	S	Opponent	Score	RPI	S	Opponent	Score	RPI	S	Opponent	Score
16	A	Drake	66 <b>94</b>					69	A	Missouri St.	51 <b>66</b>	102	N	Hartford	72 50
16	H	Drake	64 <b>71</b>					69	H	Missouri St.	58 <b>70</b>	111	A	UT Martin	94 <b>95</b>
23	N	Arizona St.	38 <b>82</b>					88	A	UNI	53 <b>65</b>	125	H	Northern Ill.	82 73
								88	H	UNI	67 <b>76</b>	130	H	IUPUI	78 73
								97	A	Western Ky.	76 <b>83</b>	139	A	Illinois St.	52 <b>60</b>
												139	H	Illinois St.	66 <b>68</b>
												149	A	Bradley	53 <b>58</b>
												149	H	Bradley	62 55
												182	A	Saint Louis	58 <b>62</b>
												219	H	Marshall	58 49
												243	H	Southeast Mo. St.	60 40
												245	A	Indiana St.	80 61
												245	H	Indiana St.	58 <b>61</b>
												253	A	Loyola Chicago	64 41
												253	H	Loyola Chicago	74 63
												262	A	Murray St.	65 59
												295	H	Eastern Ill.	73 59
												307	A	Valparaiso	58 47
												307	H	Valparaiso	87 65
												331	A	Evansville	80 60
												331	H	Evansville	67 47
LAST 12 Division I GAMES:															
331	A	Evansville	80 60	139	H	Illinois St.	66 <b>68</b>								
245	A	Indiana St.	80 61	149	H	Bradley	62 55								
88	H	UNI	67 <b>76</b>	69	H	Missouri St.	58 <b>70</b>								
16	H	Drake	64 <b>71</b>	16	A	Drake	66 <b>94</b>								
307	A	Valparaiso	58 47	88	A	UNI	53 <b>65</b>								
253	A	Loyola Chicago	64 41	253	H	Loyola Chicago	74 63								

Non-Div I Games:

Southern Ill.

■ Loss, 
 ■ Non-Conf, 
 ■ S Site, 
 ■ Home 
 ■ A Away 
 N Neutral



Season RPI				Through Games of March 11, 2013						
Average RPI Win:	259	WON-LOST	WINNING	LAST 10	STRENGTH OF	OPP. STRENGTH	TEAM	ADJ.	CONF.	ADJ CONF.
Average RPI Loss:	116	RECORD	PCT. RANK	GAMES	SCHEDULE	OF SCHEDULE	RPI	RPI	RPI	RPI
DIV. I ONLY	15- 13	150	0- 1	247	184	196	196	14	14	
DIV. I NON-CONF.	6- 5	143	0- 0	270	317	243	243	17	17	
TOTALS	RPI 1-25	RPI 26-50	W-L RECORDS	RPI 51-100	RPI 101-150	RPI 150+				
15- 13	0- 1	0- 1	OVERALL	1- 2	1- 4	13- 5				
10- 6	0- 1	0- 1	HOME	0- 0	1- 2	9- 2				
5- 6	0- 0	0- 0	AWAY	1- 2	0- 2	4- 2				
0- 1	0- 0	0- 0	NEUTRAL	0- 0	0- 0	0- 1				
6- 5	0- 1	0- 0	NON-CONFERENCE	0- 0	0- 2	6- 2				
5- 3	0- 1	0- 0	HOME	0- 0	0- 1	5- 1				
1- 2	0- 0	0- 0	AWAY	0- 0	0- 1	1- 1				
0- 0	0- 0	0- 0	NEUTRAL	0- 0	0- 0	0- 0				
9- 8	0- 0	0- 1	CONFERENCE	1- 2	1- 2	7- 3				
5- 3	0- 0	0- 1	HOME	0- 0	1- 1	4- 1				
4- 4	0- 0	0- 0	AWAY	1- 2	0- 1	3- 1				
0- 1	0- 0	0- 0	NEUTRAL	0- 0	0- 0	0- 1				

[illegible]

Non-Div I Games:	Blue Mountain (MS)	84	38	William Carey	74	48
------------------	--------------------	----	----	---------------	----	----

Southern Miss.

Loss, Non-Conf, S Site, H Home A Away N Neutral



## Southern U.

Through Games Of March 14, 2019

Average RPI Win:	291	WON-LOST	WINNING	LAST 10	STRENGTH OF	OPP. STRENGTH	TEAM	ADJ.	CONF.	ADJ CONF.
Average RPI Loss:	117	RECORD	PCT. RANK	GAMES	SCHEDULE	OF SCHEDULE	RPI	RPI	RPI	RPI
DIV. I ONLY	15- 11	130	1- 0	267	291	169	169	29	29	
DIV. I NON-CONF.	0- 7	336	0- 0	7	3	188	188	28	28	
TOTALS	RPI 1-25	RPI 26-50	W-L RECORDS	RPI 51-100	RPI 101-150	RPI 150+				
15- 11	0- 3	0- 1	OVERALL	0- 1	0- 2	15- 4				
8- 3	0- 0	0- 0	HOME	0- 0	0- 1	8- 2				
7- 8	0- 3	0- 1	AWAY	0- 1	0- 1	7- 2				
0- 0	0- 0	0- 0	NEUTRAL	0- 0	0- 0	0- 0				
0- 7	0- 3	0- 1	NON-CONFERENCE	0- 1	0- 2	0- 0				
0- 1	0- 0	0- 0	HOME	0- 0	0- 1	0- 0				
0- 6	0- 3	0- 1	AWAY	0- 1	0- 1	0- 0				
0- 0	0- 0	0- 0	NEUTRAL	0- 0	0- 0	0- 0				
15- 4	0- 0	0- 0	CONFERENCE	0- 0	0- 0	15- 4				
8- 2	0- 0	0- 0	HOME	0- 0	0- 0	8- 2				
7- 2	0- 0	0- 0	AWAY	0- 0	0- 0	7- 2				
0- 0	0- 0	0- 0	NEUTRAL	0- 0	0- 0	0- 0				

RPI 1-25				RPI 26-50				RPI 51-100				RPI 101+ Team's RPI: 169			
RPI	S	Opponent	Score	RPI	S	Opponent	Score	RPI	S	Opponent	Score	RPI	S	Opponent	Score
2	A	Baylor	49 94	46	A	Michigan	35 76	59	A	TCU	40 69	103	H	South Alabama	49 53
22	A	Kentucky	41 91									140	A	Texas Tech	58 76
23	A	Arizona St.	47 69									185	A	Prairie View	52 63
												185	H	Prairie View	54 55
												200	A	Grambling	86 81
												200	H	Grambling	71 65
												228	A	Texas Southern	60 49
												228	H	Texas Southern	63 61
												249	A	Jackson St.	76 74
												249	H	Jackson St.	52 59
												270	A	Alabama St.	61 78
												270	H	Alabama St.	62 52
												301	A	Alabama A&M	54 50
												301	H	Alabama A&M	68 60
												329	A	Mississippi Val.	67 46
												329	H	Mississippi Val.	74 67
												329	H	Mississippi Val.	51 44
												349	A	Ark.-Pine Bluff	56 45
												349	H	Ark.-Pine Bluff	73 41
												350	A	Alcorn	75 54
												350	H	Alcorn	51 39
LAST 12 Division I GAMES:															
329	H	Mississippi Val.	51 44	329	A	Mississippi Val.	67 46								
228	A	Texas Southern	60 49	349	A	Ark.-Pine Bluff	56 45								
185	A	Prairie View	52 63	249	H	Jackson St.	52 59								
350	H	Alcorn	51 39	200	H	Grambling	71 65								
270	H	Alabama St.	62 52	350	A	Alcorn	75 54								
301	H	Alabama A&M	68 60	270	A	Alabama St.	61 78								

Non-Div I Games: Dillard 61 63 Wiley 89 58 Louisiana Col. 77 53 Millsaps 71 36 Southern U.

Loss, Non-Conf, S Site, H Home A Away N Neutral



## Southern Utah

## Through Games Of March 14, 2019

Average RPI Win:	210	WON-LOST	WINNING	LAST 10	STRENGTH OF	OPP. STRENGTH	TEAM	ADJ.	CONF.	ADJ CONF.
Average RPI Loss:	151	RECORD	PCT. RANK	GAMES	SCHEDULE	OF SCHEDULE	RPI	RPI	RPI	RPI
DIV. I ONLY	8- 23	297	0- 1	118	228	272	272	16	16	
DIV. I NON-CONF.	3- 6	241	0- 0	31	311	178	178	13	13	
TOTALS	RPI 1-25	RPI 26-50	W-L RECORDS	RPI 51-100	RPI 101-150	RPI 150+				
8- 23	1- 0	0- 1	OVERALL	0- 3	0- 9	7- 10				
6- 8	1- 0	0- 0	HOME	0- 1	0- 4	5- 3				
1- 14	0- 0	0- 1	AWAY	0- 2	0- 4	1- 7				
1- 1	0- 0	0- 0	NEUTRAL	0- 0	0- 1	1- 0				
3- 6	1- 0	0- 1	NON-CONFERENCE	0- 1	0- 0	2- 4				
3- 1	1- 0	0- 0	HOME	0- 0	0- 0	2- 1				
0- 5	0- 0	0- 1	AWAY	0- 1	0- 0	0- 3				
0- 0	0- 0	0- 0	NEUTRAL	0- 0	0- 0	0- 0				
5- 17	0- 0	0- 0	CONFERENCE	0- 2	0- 9	5- 6				
3- 7	0- 0	0- 0	HOME	0- 1	0- 4	3- 2				
1- 9	0- 0	0- 0	AWAY	0- 1	0- 4	1- 4				
1- 1	0- 0	0- 0	NEUTRAL	0- 0	0- 1	1- 0				

RPI 1-25				RPI 26-50				RPI 51-100				RPI 101+ Team's RPI: 272			
RPI	S	Opponent	Score	RPI	S	Opponent	Score	RPI	S	Opponent	Score	RPI	S	Opponent	Score
25	H	BYU	67 64	38	A	Boise St.	53 88	81	A	UC Davis	45 68	107	A	Idaho St.	47 80
								84	A	Idaho	49 77	107	H	Idaho St.	57 69
								84	H	Idaho	70 82	110	A	Portland St.	49 63
												110	H	Portland St.	56 81
												128	A	Northern Colo.	71 88
												128	H	Northern Colo.	44 71
												128	N	Northern Colo.	50 82
												147	A	Montana St.	64 69
												147	H	Montana St.	55 70
												152	A	UC Riverside	50 56
												159	A	Oral Roberts	59 64
												165	H	Denver	70 71
												170	A	UC Irvine	58 75
												181	A	Eastern Wash.	66 80
												181	H	Eastern Wash.	73 63
												187	A	Montana	57 79
												187	H	Montana	71 56
												187	N	Montana	64 56
												221	A	Northern Ariz.	82 76
												221	H	Northern Ariz.	69 78
												267	A	Sacramento St.	76 77
												267	H	Sacramento St.	69 75
												276	H	San Diego	69 59
												293	H	Utah Valley	60 59
												313	A	Weber St.	66 67
												313	H	Weber St.	84 79
LAST 12 Division I GAMES:															
				128	N	Northern Colo.	50 82	84	A	Idaho	49 77				
				187	N	Montana	64 56	181	A	Eastern Wash.	66 80				
				152	A	UC Riverside	50 56	110	H	Portland St.	56 81				
				128	A	Northern Colo.	71 88	267	H	Sacramento St.	69 75				
				147	H	Montana St.	55 70	107	A	Idaho St.	47 80				
				187	H	Montana	71 56	313	A	Weber St.	66 67				

Non-Div I Games:

Southern Utah

■ Loss, 
■ Non-Conf, 
■ S Site, 
■ H Home 
■ A Away 
N Neutral



Average RPI Win:	252	WON-LOST	WINNING	LAST 10	STRENGTH OF	OPP. STRENGTH	TEAM	ADJ.	CONF.	ADJ CONF.
Average RPI Loss:	148	RECORD	PCT. RANK	GAMES	SCHEDULE	OF SCHEDULE	RPI	RPI	RPI	RPI
DIV. I ONLY	8- 22	290	0- 1	158	185	261	261	17	17	
DIV. I NON-CONF.	3- 10	278	0- 0	119	177	242	242	16	16	
TOTALS	RPI 1-25	RPI 26-50	W-L RECORDS	RPI 51-100	RPI 101-150	RPI 150+				
8- 22	0- 0	0- 3	OVERALL	0- 3	0- 5	8- 11				
4- 9	0- 0	0- 1	HOME	0- 3	0- 2	4- 3				
4- 12	0- 0	0- 1	AWAY	0- 0	0- 3	4- 8				
0- 1	0- 0	0- 1	NEUTRAL	0- 0	0- 0	0- 0				
3- 10	0- 0	0- 3	NON-CONFERENCE	0- 1	0- 2	3- 4				
2- 3	0- 0	0- 1	HOME	0- 1	0- 0	2- 1				
1- 6	0- 0	0- 1	AWAY	0- 0	0- 2	1- 3				
0- 1	0- 0	0- 1	NEUTRAL	0- 0	0- 0	0- 0				
5- 12	0- 0	0- 0	CONFERENCE	0- 2	0- 3	5- 7				
2- 6	0- 0	0- 0	HOME	0- 2	0- 2	2- 2				
3- 6	0- 0	0- 0	AWAY	0- 0	0- 1	3- 5				
0- 0	0- 0	0- 0	NEUTRAL	0- 0	0- 0	0- 0				

[illegible]

Non-Div I Games:

St. Bonaventure

Loss, Non-Conf, S Site, H Home A Away N Neutral



Average RPI Win:	289	WON-LOST	WINNING	LAST 10	STRENGTH OF	OPP. STRENGTH	TEAM	ADJ.	CONF.	ADJ CONF.
Average RPI Loss:	205	RECORD	PCT. RANK	GAMES	SCHEDULE	OF SCHEDULE	RPI	RPI	RPI	RPI
DIV. I ONLY	17- 13	132	0- 1	339	338	247	247	31	31	
DIV. I NON-CONF.	5- 6	177	0- 0	309	324	270	270	31	31	
TOTALS	RPI 1-25	RPI 26-50	W-L RECORDS	RPI 51-100	RPI 101-150	RPI 150+				
17- 13	0- 0	0- 0	OVERALL	0- 1	1- 2	16- 10				
9- 5	0- 0	0- 0	HOME	0- 1	0- 0	9- 4				
7- 7	0- 0	0- 0	AWAY	0- 0	1- 2	6- 5				
1- 1	0- 0	0- 0	NEUTRAL	0- 0	0- 0	1- 1				
5- 6	0- 0	0- 0	NON-CONFERENCE	0- 1	1- 2	4- 3				
2- 2	0- 0	0- 0	HOME	0- 1	0- 0	2- 1				
2- 3	0- 0	0- 0	AWAY	0- 0	1- 2	1- 1				
1- 1	0- 0	0- 0	NEUTRAL	0- 0	0- 0	1- 1				
12- 7	0- 0	0- 0	CONFERENCE	0- 0	0- 0	12- 7				
7- 3	0- 0	0- 0	HOME	0- 0	0- 0	7- 3				
5- 4	0- 0	0- 0	AWAY	0- 0	0- 0	5- 4				
0- 0	0- 0	0- 0	NEUTRAL	0- 0	0- 0	0- 0				

RPI 1-25				RPI 26-50				RPI 51-100				RPI 101+ Team's RPI: 247			
RPI	S	Opponent	Score	RPI	S	Opponent	Score	RPI	S	Opponent	Score	RPI	S	Opponent	Score
								51	H	Princeton	64 83	129	A	Morehead St.	101 94
												136	A	Stony Brook	67 74
												141	A	Seton Hall	77 100
												179	A	Robert Morris	57 74
												179	H	Robert Morris	56 75
												192	A	Sacred Heart	56 53
												192	H	Sacred Heart	66 68
												193	A	Saint Francis (PA)	84 86
												193	H	Saint Francis (PA)	78 65
												222	A	Mt. St. Mary's	75 78
												222	H	Mt. St. Mary's	74 80
												222	H	Mt. St. Mary's	69 65
												235	H	Albany (NY)	60 67
												265	H	Manhattan	73 65
												268	A	Loyola Maryland	75 70
												290	A	Army West Point	57 69
												294	A	Bryant	60 55
												294	H	Bryant	101 77
												307	N	Valparaiso	76 78
												319	A	Wagner	85 87
												319	H	Wagner	76 61
												328	A	Central Conn. St.	83 69
												328	H	Central Conn. St.	70 58
												344	A	Fairleigh Dickinson	64 53
												344	H	Fairleigh Dickinson	73 61
												347	H	Saint Peter's	74 70
LAST 12 Division I GAMES:															
222	H	Mt. St. Mary's	74 80	328	H	Central Conn. St.	70 58								
328	A	Central Conn. St.	83 69	351	H	LIU Brooklyn	87 64								
222	H	Mt. St. Mary's	69 65	319	A	Wagner	85 87								
294	H	Bryant	101 77	344	H	Fairleigh Dickinson	73 61								
193	A	Saint Francis (PA)	84 86	192	A	Sacred Heart	56 53								
179	A	Robert Morris	57 74	222	A	Mt. St. Mary's	75 78								

Non-Div I Games: Mercy 102 51

St. Francis Brooklyn

■ Loss, 
 ■ Non-Conf, 
 ■ S Site, 
 ■ H Home 
 ■ A Away 
 N Neutral



S  
t  
.  
F  
r  
a  
n  
c  
i  
s  
B  
r  
o  
o  
k  
l  
y  
n

RPI S Opponent St. Francis Brooklyn Score

Through Games Of March 14, 2019

RPI	S	Opponent	Score
348	N	Chicago St.	110 73
351	A	LIU Brooklyn	79 67
351	H	LIU Brooklyn	87 64

S  
t  
.  
F  
r  
a  
n  
c  
i  
s  
B  
r  
o  
o  
k  
l  
y  
n

St. Francis Brooklyn



Average RPI Win:	175	WON-LOST	WINNING	LAST 10	STRENGTH OF	OPP. STRENGTH	TEAM	ADJ.	CONF.	ADJ CONF.
Average RPI Loss:	65	RECORD	PCT. RANK	GAMES	SCHEDULE	OF SCHEDULE	RPI	RPI	RPI	RPI
DIV. I ONLY	15- 16	182	1- 1	75	53	116	116	6	6	
DIV. I NON-CONF.	7- 4	108	0- 0	219	67	114	114	4	4	
TOTALS	RPI 1-25	RPI 26-50	W-L RECORDS	RPI 51-100	RPI 101-150	RPI 150+				
15- 16	1- 6	0- 1	OVERALL	4- 5	3- 3	7- 1				
5- 7	1- 2	0- 0	HOME	1- 3	1- 2	2- 0				
7- 7	0- 2	0- 1	AWAY	2- 2	1- 1	4- 1				
3- 2	0- 2	0- 0	NEUTRAL	1- 0	1- 0	1- 0				
7- 4	0- 2	0- 1	NON-CONFERENCE	1- 0	1- 0	5- 1				
2- 1	0- 1	0- 0	HOME	0- 0	1- 0	1- 0				
3- 2	0- 0	0- 1	AWAY	0- 0	0- 0	3- 1				
2- 1	0- 1	0- 0	NEUTRAL	1- 0	0- 0	1- 0				
8- 12	1- 4	0- 0	CONFERENCE	3- 5	2- 3	2- 0				
3- 6	1- 1	0- 0	HOME	1- 3	0- 2	1- 0				
4- 5	0- 2	0- 0	AWAY	2- 2	1- 1	1- 0				
1- 1	0- 1	0- 0	NEUTRAL	0- 0	1- 0	0- 0				

RPI 1-25				RPI 26-50				RPI 51-100				RPI 101+ Team's RPI: 116			
RPI	S	Opponent	Score	RPI	S	Opponent	Score	RPI	S	Opponent	Score	RPI	S	Opponent	Score
6	N	UConn	55 65	35	A	James Madison	51 64	55	A	Villanova	66 62	120	A	Providence	60 57
12	A	Marquette	73 83					55	H	Villanova	57 73	120	H	Providence	66 67
12	H	Marquette	81 74					68	A	Georgetown	80 82	135	H	Yale	56 52
12	N	Marquette	57 88					68	H	Georgetown	59 51	141	A	Seton Hall	67 77
20	A	DePaul	64 73					75	A	Butler	45 66	141	H	Seton Hall	72 76
20	H	DePaul	62 70					75	H	Butler	68 73	141	N	Seton Hall	76 51
21	H	Florida St.	53 57					87	N	Purdue	68 62	151	A	Wake Forest	59 64
								93	A	Creighton	51 45	215	A	Xavier	76 57
								93	H	Creighton	63 65	215	H	Xavier	70 41
												239	N	Ole Miss	64 59
												285	A	La Salle	83 57
												290	A	Army West Point	60 49
												324	A	Iona	61 35
												340	H	Delaware St.	82 44
LAST 12 Division I GAMES:															
		141	N	Seton Hall			76 51			12	H	Marquette			81 74
		12	N	Marquette			57 88			120	A	Providence			60 57
		141	H	Seton Hall			72 76			93	A	Creighton			51 45
		68	A	Georgetown			80 82			215	H	Xavier			70 41
		55	A	Villanova			66 62			75	H	Butler			68 73
		20	H	DePaul			62 70			55	H	Villanova			57 73

Non-Div I Games:

St. John's (NY)

■ Loss, 
 ■ Non-Conf, 
 ■ S Site, 
 ■ H Home 
 ■ A Away 
 N Neutral



Team Record				Through Games Of March 11, 2013						
Average RPI Win:	85	WON-LOST	WINNING	LAST 10	STRENGTH OF	OPP. STRENGTH	TEAM	ADJ.	CONF.	ADJ CONF.
Average RPI Loss:	38	RECORD	PCT. RANK	GAMES	SCHEDULE	OF SCHEDULE	RPI	RPI	RPI	RPI
DIV. I ONLY	28- 4	7	1- 0	7	8	4	4	2	2	
DIV. I NON-CONF.	10- 1	17	0- 0	6	36	3	3	2	2	
TOTALS	RPI 1-25	RPI 26-50	W-L RECORDS	RPI 51-100	RPI 101-150	RPI 150+				
28- 4	5- 2	5- 1	OVERALL	9- 1	4- 0	5- 0				
13- 1	3- 1	2- 0	HOME	4- 0	2- 0	2- 0				
10- 3	1- 1	2- 1	AWAY	3- 1	1- 0	3- 0				
5- 0	1- 0	1- 0	NEUTRAL	2- 0	1- 0	0- 0				
10- 1	1- 1	1- 0	NON-CONFERENCE	5- 0	1- 0	2- 0				
5- 0	1- 0	0- 0	HOME	2- 0	1- 0	1- 0				
3- 1	0- 1	1- 0	AWAY	1- 0	0- 0	1- 0				
2- 0	0- 0	0- 0	NEUTRAL	2- 0	0- 0	0- 0				
18- 3	4- 1	4- 1	CONFERENCE	4- 1	3- 0	3- 0				
8- 1	2- 1	2- 0	HOME	2- 0	1- 0	1- 0				
7- 2	1- 0	1- 1	AWAY	2- 1	1- 0	2- 0				
3- 0	1- 0	1- 0	NEUTRAL	0- 0	1- 0	0- 0				

RPI	S	Opponent	Score	RPI	S	Opponent	Score	RPI	S	Opponent	Score	RPI	S	Opponent	Score
2	H	Baylor	68 63	33	A	UCLA	65 51	52	A	Southern California	69 67	133	A	Washington	72 53
5	H	Oregon	48 88	33	H	UCLA	86 80	52	H	Southern California	72 64	133	H	Washington	91 54
5	N	Oregon	64 57	36	A	Buffalo	62 55	57	A	Tennessee	95 85	133	N	Washington	72 61
13	A	Gonzaga	73 79	41	A	California	80 81	64	N	FGCU	88 65	150	H	CSUN	69 43
23	A	Arizona St.	72 65	41	H	California	75 50	72	N	American	71 49	160	A	Washington St.	67 42
23	H	Arizona St.	71 50	41	N	California	72 54	79	A	Arizona	78 48	160	H	Washington St.	85 64
24	H	Oregon St.	61 44					79	H	Arizona	56 54	177	A	Colorado	80 69
								81	H	UC Davis	71 43	199	A	Hawaii	81 59
								84	H	Idaho	115 71	251	H	San Francisco	96 62
								91	A	Utah	68 75				
LAST 12 Division I GAMES:															
		41 N California	72 54			79 H Arizona	56 54								
		133 N Washington	72 61			52 A Southern California	69 67								
		5 N Oregon	64 57			33 A UCLA	65 51								
		133 A Washington	72 53			5 H Oregon	48 88								
		160 A Washington St.	67 42			24 H Oregon St.	61 44								
		23 H Arizona St.	71 50			41 H California	75 50								

Non-Div I Games:

Stanford



Average RPI Win:	273	WON-LOST	WINNING	LAST 10	STRENGTH OF	OPP. STRENGTH	TEAM	ADJ.	CONF.	ADJ CONF.
Average RPI Loss:	130	RECORD	PCT. RANK	GAMES	SCHEDULE	OF SCHEDULE	RPI	RPI	RPI	RPI
DIV. I ONLY	14- 15	187	0- 1	229	224	208	208	24	24	
DIV. I NON-CONF.	3- 9	271	0- 0	134	104	274	274	26	26	
TOTALS	RPI 1-25	RPI 26-50	W-L RECORDS	RPI 51-100	RPI 101-150	RPI 150+				
14- 15	0- 1	0- 1	OVERALL	0- 5	0- 1	14- 7				
9- 5	0- 1	0- 0	HOME	0- 2	0- 0	9- 2				
5- 7	0- 0	0- 1	AWAY	0- 2	0- 0	5- 4				
0- 3	0- 0	0- 0	NEUTRAL	0- 1	0- 1	0- 1				
3- 9	0- 1	0- 1	NON-CONFERENCE	0- 3	0- 1	3- 3				
3- 2	0- 1	0- 0	HOME	0- 1	0- 0	3- 0				
0- 4	0- 0	0- 1	AWAY	0- 1	0- 0	0- 2				
0- 3	0- 0	0- 0	NEUTRAL	0- 1	0- 1	0- 1				
11- 6	0- 0	0- 0	CONFERENCE	0- 2	0- 0	11- 4				
6- 3	0- 0	0- 0	HOME	0- 1	0- 0	6- 2				
5- 3	0- 0	0- 0	AWAY	0- 1	0- 0	5- 2				
0- 0	0- 0	0- 0	NEUTRAL	0- 0	0- 0	0- 0				

RPI 1-25				RPI 26-50				RPI 51-100				RPI 101+ Team's RPI: 208			
RPI	S	Opponent	Score	RPI	S	Opponent	Score	RPI	S	Opponent	Score	RPI	S	Opponent	Score
15	H	UCF	55 78	29	A	Texas	46 65	56	N	Wright St.	44 57	116	N	Marist	69 76
								57	A	Tennessee	55 65	156	A	Alabama	47 59
								58	H	Penn	53 75	158	A	Tulsa	54 55
								64	A	FGCU	42 61	184	A	Liberty	68 56
								64	H	FGCU	40 73	184	H	Liberty	69 52
												200	A	North Ala.	55 71
												200	H	North Ala.	69 59
												223	H	North Dakota	74 63
												224	N	Hofstra	50 53
												233	A	Jacksonville	69 56
												233	H	Jacksonville	54 46
												234	A	North Florida	57 71
												234	H	North Florida	62 75
												292	A	Kennesaw St.	58 45
												292	H	Kennesaw St.	59 67
												292	H	Kennesaw St.	76 69
												321	H	North Dakota St.	60 59
												325	A	NJIT	56 47
												325	H	NJIT	74 48
												330	A	Lipscomb	80 65
												330	H	Lipscomb	76 49
												346	H	Florida A&M	69 44
LAST 12 Division I GAMES:															
292	H	Kennesaw St.	59 67	64	H	FGCU	40 73	233	H	Jacksonville	54 46				
64	A	FGCU	42 61	184	A	Liberty	68 56	292	H	Kennesaw St.	76 69				
292	A	Kennesaw St.	58 45	233	A	Jacksonville	69 56								
234	H	North Florida	62 75	330	H	Lipscomb	76 49								
200	H	North Ala.	69 59												
325	A	NJIT	56 47												

Non-Div I Games: Central St. (OH) 81 51 Webber Int'l 80 52

Stetson

Loss, Non-Conf, S Site, H Home A Away N Neutral



**Stony Brook**

Through Games Of March 14, 2019

Average RPI Win:	<b>274</b>	WON-LOST	WINNING	LAST 10	STRENGTH OF	OPP. STRENGTH	TEAM	ADJ.	CONF.	ADJ CONF.
Average RPI Loss:	<b>96</b>	RECORD	PCT. RANK	GAMES	SCHEDULE	OF SCHEDULE	RPI	RPI	RPI	RPI
DIV. I ONLY	<b>22- 8</b>	<b>51</b>	<b>1- 1</b>	<b>304</b>	<b>258</b>	<b>136</b>	<b>136</b>	<b>23</b>	<b>23</b>	
DIV. I NON-CONF.	<b>10- 2</b>	<b>37</b>	<b>0- 0</b>	<b>285</b>	<b>271</b>	<b>86</b>	<b>86</b>	<b>25</b>	<b>25</b>	
TOTALS	RPI 1-25	RPI 26-50	W-L RECORDS	RPI 51-100	RPI 101-150	RPI 150+				
22- 8	0- 0	0- 1	OVERALL	0- 3	1- 3	21- 1				
12- 3	0- 0	0- 0	HOME	0- 1	0- 1	12- 1				
10- 5	0- 0	0- 1	AWAY	0- 2	1- 2	9- 0				
0- 0	0- 0	0- 0	NEUTRAL	0- 0	0- 0	0- 0				
10- 2	0- 0	0- 1	NON-CONFERENCE	0- 1	1- 0	9- 0				
6- 0	0- 0	0- 0	HOME	0- 0	0- 0	6- 0				
4- 2	0- 0	0- 1	AWAY	0- 1	1- 0	3- 0				
0- 0	0- 0	0- 0	NEUTRAL	0- 0	0- 0	0- 0				
12- 6	0- 0	0- 0	CONFERENCE	0- 2	0- 3	12- 1				
6- 3	0- 0	0- 0	HOME	0- 1	0- 1	6- 1				
6- 3	0- 0	0- 0	AWAY	0- 1	0- 2	6- 0				
0- 0	0- 0	0- 0	NEUTRAL	0- 0	0- 0	0- 0				

RPI 1-25				RPI 26-50				RPI 51-100				RPI 101+				Team's RPI: 136
RPI	S	Opponent	Score	RPI	S	Opponent	Score	RPI	S	Opponent	Score	RPI	S	Opponent	Score	
				28	A	Rutgers	47 61	60	A	Maine	61 71	102	A	Hartford	62 73	
								60	H	Maine	54 68	102	A	Hartford	59 64	
								80	A	Toledo	48 80	102	H	Hartford	36 64	
												145	A	Penn St.	81 70	
												192	A	Sacred Heart	73 58	
												197	H	Cornell	63 61	
												224	H	Hofstra	77 49	
												235	A	Albany (NY)	68 52	
												235	H	Albany (NY)	49 54	
												247	H	St. Francis Brooklyn	74 67	
												252	A	Binghamton	65 56	
												252	H	Binghamton	68 53	
												265	A	Manhattan	79 48	
												280	A	Vermont	67 61	
												280	H	Vermont	69 58	
												280	H	Vermont	58 48	
												286	H	Ga. Southern	72 43	
												303	A	UMBC	70 59	
												303	H	UMBC	57 44	
												318	A	New Hampshire	82 63	
												318	H	New Hampshire	67 37	
												319	H	Wagner	70 45	
												324	A	Iona	53 51	
												327	A	UMass Lowell	64 47	
												327	H	UMass Lowell	76 56	
												344	H	Fairleigh Dickinson	63 49	
LAST 12 Division I GAMES:																
				280	H	Vermont	69 58					318	H	New Hampshire	67 37	
				102	A	Hartford	59 64					327	A	UMass Lowell	64 47	
				280	H	Vermont	58 48					252	H	Binghamton	68 53	
				303	A	UMBC	70 59					102	A	Hartford	62 73	
				60	A	Maine	61 71					303	H	UMBC	57 44	
				235	A	Albany (NY)	68 52					280	A	Vermont	67 61	

Non-Div I Games: SUNY New Paltz 87 50

Stony Brook

Loss, Non-Conf, S Site, H Home A Away N Neutral



Average RPI Win:	95	WON-LOST	WINNING	LAST 10	STRENGTH OF	OPP. STRENGTH	TEAM	ADJ.	CONF.	ADJ CONF.
Average RPI Loss:	26	RECORD	PCT. RANK	GAMES	SCHEDULE	OF SCHEDULE	RPI	RPI	RPI	RPI
DIV. I ONLY	24- 8	48	1- 0	4	6	10	10	1	1	
DIV. I NON-CONF.	11- 2	32	0- 0	9	49	5	5	1	1	
TOTALS	RPI 1-25	RPI 26-50	W-L RECORDS	RPI 51-100	RPI 101-150	RPI 150+				
24- 8	5- 6	4- 0	OVERALL	5- 1	6- 1	4- 0				
11- 3	1- 3	2- 0	HOME	1- 0	3- 0	4- 0				
6- 4	1- 2	1- 0	AWAY	2- 1	2- 1	0- 0				
7- 1	3- 1	1- 0	NEUTRAL	2- 0	1- 0	0- 0				
11- 2	3- 1	2- 0	NON-CONFERENCE	1- 0	2- 1	3- 0				
6- 0	1- 0	1- 0	HOME	0- 0	1- 0	3- 0				
0- 2	0- 1	0- 0	AWAY	0- 0	0- 1	0- 0				
5- 0	2- 0	1- 0	NEUTRAL	1- 0	1- 0	0- 0				
13- 6	2- 5	2- 0	CONFERENCE	4- 1	4- 0	1- 0				
5- 3	0- 3	1- 0	HOME	1- 0	2- 0	1- 0				
6- 2	1- 1	1- 0	AWAY	2- 1	2- 0	0- 0				
2- 1	1- 1	0- 0	NEUTRAL	1- 0	0- 0	0- 0				

RPI S	Opponent	Score	RPI S	Opponent	Score	RPI S	Opponent	Score	RPI S	Opponent	Score
1	H Notre Dame	68 98	31	N Kansas St.	70 61	51	N Princeton	92 61	106	A Minnesota	68 72
1	N Notre Dame	66 91	37	H North Carolina	90 77	66	A Georgia Tech	55 65	122	H Towson	98 55
3	A Louisville	51 76	42	H Bucknell	70 56	73	A Virginia Tech	75 73	127	A Pittsburgh	82 50
5	A Oregon	73 75	49	A Clemson	84 75	77	A Duke	64 55	127	H Pittsburgh	90 63
9	H NC State	73 77				98	H Virginia	72 68	132	A Boston College	76 59
15	N UCF	57 52				98	N Virginia	67 57	132	H Boston College	96 69
17	H Texas A&M	75 65							134	N Duquesne	87 71
18	H Miami (FL)	71 84							151	H Wake Forest	77 57
18	N Miami (FL)	92 85							203	H UMES	96 51
20	N DePaul	83 81							223	H North Dakota	85 49
21	A Florida St.	94 88							275	H Niagara	94 45
LAST 12 Division I GAMES:											
98	N Virginia	67 57	127	H Pittsburgh	90 63						
18	N Miami (FL)	92 85	151	H Wake Forest	77 57						
1	N Notre Dame	66 91	9	H NC State	73 77						
132	A Boston College	76 59	132	H Boston College	96 69						
21	A Florida St.	94 88	3	A Louisville	51 76						
1	H Notre Dame	68 98	98	H Virginia	72 68						

Non-Div I Games:

Syracuse



Average RPI Win:	172	WON-LOST	WINNING	LAST 10	STRENGTH OF	OPP. STRENGTH	TEAM	ADJ.	CONF.	ADJ CONF.
Average RPI Loss:	38	RECORD	PCT. RANK	GAMES	SCHEDULE	OF SCHEDULE	RPI	RPI	RPI	RPI
DIV. I ONLY	20- 10	79	0- 1	73	45	59	59	3	3	
DIV. I NON-CONF.	10- 1	17	0- 0	266	263	76	76	3	3	
TOTALS	RPI 1-25	RPI 26-50	W-L RECORDS	RPI 51-100	RPI 101-150	RPI 150+				
20- 10	1- 4	1- 4	OVERALL	1- 1	5- 1	12- 0				
14- 3	1- 1	0- 2	HOME	1- 0	4- 0	8- 0				
6- 5	0- 2	1- 1	AWAY	0- 1	1- 1	4- 0				
0- 2	0- 1	0- 1	NEUTRAL	0- 0	0- 0	0- 0				
10- 1	0- 1	0- 0	NON-CONFERENCE	0- 0	2- 0	8- 0				
8- 0	0- 0	0- 0	HOME	0- 0	2- 0	6- 0				
2- 0	0- 0	0- 0	AWAY	0- 0	0- 0	2- 0				
0- 1	0- 1	0- 0	NEUTRAL	0- 0	0- 0	0- 0				
10- 9	1- 3	1- 4	CONFERENCE	1- 1	3- 1	4- 0				
6- 3	1- 1	0- 2	HOME	1- 0	2- 0	2- 0				
4- 5	0- 2	1- 1	AWAY	0- 1	1- 1	2- 0				
0- 1	0- 0	0- 1	NEUTRAL	0- 0	0- 0	0- 0				

RPI 1-25				RPI 26-50				RPI 51-100				Team's RPI: 59		RPI 101+			
RPI	S	Opponent	Score	RPI	S	Opponent	Score	RPI	S	Opponent	Score			RPI	S	Opponent	Score
2	A	Baylor	71 89	29	A	Texas	67 73	78	A	West Virginia	65 79			134	H	Duquesne	61 48
2	H	Baylor	55 79	29	H	Texas	48 62	78	H	West Virginia	62 48			140	A	Texas Tech	70 63
11	A	Iowa St.	54 92	29	N	Texas	64 66							140	H	Texas Tech	78 70
11	H	Iowa St.	76 69	31	A	Kansas St.	61 47							142	A	Oklahoma St.	71 75
25	N	BYU	58 61	31	H	Kansas St.	72 75							142	H	Oklahoma St.	69 55
														147	H	Montana St.	71 49
														154	A	Kansas	76 66
														154	H	Kansas	58 53
														155	A	Oklahoma	76 63
														155	H	Oklahoma	86 71
														169	H	Southern U.	69 40
														183	H	Sam Houston St.	72 59
														207	A	San Diego St.	81 64
														230	H	SMU	65 63
														239	A	Ole Miss	55 50
														290	H	Army West Point	63 38
														329	H	Mississippi Val.	96 47
														350	H	Alcorn	88 31
LAST 12 Division I GAMES:																	
				29	N	Texas	64 66	11	H	Iowa St.	76 69						
				29	H	Texas	48 62	2	A	Baylor	71 89						
				155	A	Oklahoma	76 63	140	A	Texas Tech	70 63						
				154	A	Kansas	76 66	142	H	Oklahoma St.	69 55						
				31	H	Kansas St.	72 75	31	A	Kansas St.	61 47						
				78	A	West Virginia	65 79	154	H	Kansas	58 53						



Average RPI Win:	224	WON-LOST	WINNING	LAST 10	STRENGTH OF	OPP. STRENGTH	TEAM	ADJ.	CONF.	ADJ CONF.
Average RPI Loss:	98	RECORD	PCT. RANK	GAMES	SCHEDULE	OF SCHEDULE	RPI	RPI	RPI	RPI
DIV. I ONLY	11- 19	242	0- 1	83	85	166	166	9	9	
DIV. I NON-CONF.	4- 9	252	0- 0	129	88	195	195	8	8	
TOTALS	RPI 1-25	RPI 26-50	W-L RECORDS	RPI 51-100	RPI 101-150	RPI 150+				
11- 19	0- 6	0- 0	OVERALL	1- 4	1- 4	9- 5				
7- 4	0- 1	0- 0	HOME	1- 0	1- 1	5- 2				
4- 13	0- 5	0- 0	AWAY	0- 3	0- 3	4- 2				
0- 2	0- 0	0- 0	NEUTRAL	0- 1	0- 0	0- 1				
4- 9	0- 3	0- 0	NON-CONFERENCE	0- 3	0- 2	4- 1				
3- 0	0- 0	0- 0	HOME	0- 0	0- 0	3- 0				
1- 8	0- 3	0- 0	AWAY	0- 2	0- 2	1- 1				
0- 1	0- 0	0- 0	NEUTRAL	0- 1	0- 0	0- 0				
7- 10	0- 3	0- 0	CONFERENCE	1- 1	1- 2	5- 4				
4- 4	0- 1	0- 0	HOME	1- 0	1- 1	2- 2				
3- 5	0- 2	0- 0	AWAY	0- 1	0- 1	3- 1				
0- 1	0- 0	0- 0	NEUTRAL	0- 0	0- 0	0- 1				

RPI	S	Opponent	Score	RPI	S	Opponent	Score	RPI	S	Opponent	Score	RPI	S	Opponent	Score	Team's RPI: 166
6	A	UConn	74 109					55	A	Villanova	68 76	109	A	Houston	65 78	
6	H	UConn	67 88					58	A	Penn	62 71	109	H	Houston	76 65	
15	A	UCF	54 62					76	A	Cincinnati	52 72	114	H	South Fla.	53 63	
18	A	Miami (FL)	61 73					76	H	Cincinnati	78 70	116	A	Marist	68 74	
19	A	South Carolina	60 88					88	N	Radford	50 56	134	A	Duquesne	53 54	
20	A	DePaul	88 102									158	A	Tulsa	75 61	
												158	H	Tulsa	61 64	
												167	H	Tulane	57 66	
												191	H	East Carolina	84 62	
												230	A	SMU	52 53	
												231	A	Memphis	84 53	
												231	N	Memphis	58 59	
												236	A	Saint Joseph's	58 52	
												239	A	Ole Miss	55 62	
												257	A	Wichita St.	65 40	
												257	H	Wichita St.	68 52	
												285	H	La Salle	75 47	
												324	H	Iona	59 39	
												340	H	Delaware St.	75 61	
LAST 12 Division I GAMES:																
231	N	Memphis	58 59	76	H	Cincinnati	78 70									
231	A	Memphis	84 53	6	A	UConn	74 109									
257	H	Wichita St.	68 52	109	H	Houston	76 65									
158	H	Tulsa	61 64	257	A	Wichita St.	65 40									
15	A	UCF	54 62	158	A	Tulsa	75 61									
230	A	SMU	52 53	191	H	East Carolina	84 62									

Non-Div I Games:

Temple

■ Loss, 
■ Non-Conf, 
■ S Site, 
■ H Home 
■ A Away 
N Neutral



## Tennessee

Through Games Of March 14, 2019

Average RPI Win:	151	WON-LOST	WINNING	LAST 10	STRENGTH OF	OPP. STRENGTH	TEAM	ADJ.	CONF.	ADJ CONF.
Average RPI Loss:	54	RECORD	PCT. RANK	GAMES	SCHEDULE	OF SCHEDULE	RPI	RPI	RPI	RPI
DIV. I ONLY	19- 12	108	1- 0	30	47	57	57	5	5	
DIV. I NON-CONF.	11- 2	32	0- 0	57	70	27	27	5	5	
TOTALS	RPI 1-25	RPI 26-50	W-L RECORDS	RPI 51-100	RPI 101-150	RPI 150+				
19- 12	0- 7	6- 1	OVERALL	3- 1	1- 1	9- 2				
10- 7	0- 4	2- 1	HOME	1- 1	0- 0	7- 1				
6- 4	0- 2	3- 0	AWAY	0- 0	1- 1	2- 1				
3- 1	0- 1	1- 0	NEUTRAL	2- 0	0- 0	0- 0				
11- 2	0- 2	3- 0	NON-CONFERENCE	1- 0	1- 0	6- 0				
7- 2	0- 2	1- 0	HOME	0- 0	0- 0	6- 0				
2- 0	0- 0	1- 0	AWAY	0- 0	1- 0	0- 0				
2- 0	0- 0	1- 0	NEUTRAL	1- 0	0- 0	0- 0				
8- 10	0- 5	3- 1	CONFERENCE	2- 1	0- 1	3- 2				
3- 5	0- 2	1- 1	HOME	1- 1	0- 0	1- 1				
4- 4	0- 2	2- 0	AWAY	0- 0	0- 1	2- 1				
1- 1	0- 1	0- 0	NEUTRAL	1- 0	0- 0	0- 0				

RPI	S	Opponent	Score	RPI	S	Opponent	Score	RPI	S	Opponent	Score	RPI	S	Opponent	Score
1	H	Notre Dame	62 77	29	A	Texas	88 82	65	H	Arkansas	79 80	112	A	Georgia	62 66
4	H	Stanford	85 95	30	A	Missouri	62 60	85	H	LSU	74 65	142	A	Oklahoma St.	76 63
8	A	Mississippi St.	63 91	30	H	Missouri	64 66	85	N	LSU	69 66	156	A	Alabama	65 86
8	N	Mississippi St.	68 83	45	H	Belmont	84 76	96	N	UAB	73 69	178	H	UNC Asheville	73 46
17	A	Texas A&M	62 79	48	A	Auburn	78 69					208	H	Stetson	65 55
19	H	South Carolina	67 82	48	H	Auburn	73 62					209	A	Vanderbilt	82 65
22	H	Kentucky	71 73	49	N	Clemson	78 66					209	H	Vanderbilt	69 76
												211	H	Florida	67 50
												239	A	Ole Miss	81 56
												240	H	ETSU	80 61
												262	H	Murray St.	98 77
												315	H	Presbyterian	97 49
												346	H	Florida A&M	96 31
LAST 12 Division I GAMES:															
				85	N	LSU	69 66	17	A	Texas A&M	62 79				
				8	N	Mississippi St.	68 83	30	A	Missouri	62 60				
				96	N	UAB	73 69	48	H	Auburn	73 62				
				239	A	Ole Miss	81 56	8	A	Mississippi St.	63 91				
				209	H	Vanderbilt	69 76	209	A	Vanderbilt	82 65				
				19	H	South Carolina	67 82	211	H	Florida	67 50				

Non-Div I Games:

Tennessee

■ Loss, 
■ Non-Conf, 
■ S Site, 
■ H Home 
■ A Away 
N Neutral



## Tennessee St.

Through Games Of March 14, 2019

Average RPI Win:	293	WON-LOST	WINNING	LAST 10	STRENGTH OF	OPP. STRENGTH	TEAM	ADJ.	CONF.	ADJ CONF.
Average RPI Loss:	156	RECORD	PCT. RANK	GAMES	SCHEDULE	OF SCHEDULE	RPI	RPI	RPI	RPI
DIV. I ONLY	5- 25	331	0- 1	187	187	304	304	22	22	
DIV. I NON-CONF.	0- 12	336	0- 0	192	63	334	334	22	22	
TOTALS	RPI 1-25	RPI 26-50	W-L RECORDS	RPI 51-100	RPI 101-150	RPI 150+				
5- 25	0- 2	0- 2	OVERALL	0- 2	0- 8	5- 11				
3- 7	0- 0	0- 1	HOME	0- 0	0- 4	3- 2				
2- 15	0- 2	0- 1	AWAY	0- 1	0- 3	2- 8				
0- 3	0- 0	0- 0	NEUTRAL	0- 1	0- 1	0- 1				
0- 12	0- 2	0- 0	NON-CONFERENCE	0- 2	0- 2	0- 6				
0- 1	0- 0	0- 0	HOME	0- 0	0- 1	0- 0				
0- 8	0- 2	0- 0	AWAY	0- 1	0- 0	0- 5				
0- 3	0- 0	0- 0	NEUTRAL	0- 1	0- 1	0- 1				
5- 13	0- 0	0- 2	CONFERENCE	0- 0	0- 6	5- 5				
3- 6	0- 0	0- 1	HOME	0- 0	0- 3	3- 2				
2- 7	0- 0	0- 1	AWAY	0- 0	0- 3	2- 3				
0- 0	0- 0	0- 0	NEUTRAL	0- 0	0- 0	0- 0				

RPI 1-25				RPI 26-50				RPI 51-100				RPI 101+ Team's RPI: 304			
RPI	S	Opponent	Score	RPI	S	Opponent	Score	RPI	S	Opponent	Score	RPI	S	Opponent	Score
3	A	Louisville	52 107	45	A	Belmont	46 80	65	N	Arkansas	55 79	103	H	South Alabama	56 78
20	A	DePaul	73 95	45	H	Belmont	65 89	90	A	Troy	67 92	111	A	UT Martin	60 83
												111	H	UT Martin	61 73
												127	N	Pittsburgh	56 78
												129	A	Morehead St.	55 71
												129	H	Morehead St.	62 85
												146	A	Tennessee Tech	65 76
												146	H	Tennessee Tech	59 69
												186	N	Wisconsin	53 58
												209	A	Vanderbilt	63 89
												213	A	Jacksonville St.	73 76
												213	H	Jacksonville St.	52 62
												217	A	Ball St.	51 90
												219	A	Marshall	59 80
												238	H	SIUE	55 66
												243	A	Southeast Mo. St.	57 81
												243	H	Southeast Mo. St.	62 59
												259	A	Austin Peay	47 74
												262	A	Murray St.	65 61
												295	H	Eastern Ill.	70 66
												301	A	Alabama A&M	57 67
												330	A	Lipscomb	62 64
												333	A	Eastern Ky.	57 31
												333	H	Eastern Ky.	60 38
LAST 12 Division I GAMES:															
111	A	UT Martin	60 83	333	A	Eastern Ky.	57 31								
243	A	Southeast Mo. St.	57 81	129	A	Morehead St.	55 71								
295	H	Eastern Ill.	70 66	243	H	Southeast Mo. St.	62 59								
238	H	SIUE	55 66	111	H	UT Martin	61 73								
213	A	Jacksonville St.	73 76	262	A	Murray St.	65 61								
45	H	Belmont	65 89	259	A	Austin Peay	47 74								

Non-Div I Games:

Tennessee St.

■ Loss, 
 ■ Non-Conf, 
 ■ S Site, 
 ■ Home 
 ■ A Away 
 N Neutral



## Tennessee Tech

Through Games Of March 14, 2019

Average RPI Win:	245	WON-LOST	WINNING	LAST 10	STRENGTH OF	OPP. STRENGTH	TEAM	ADJ.	CONF.	ADJ CONF.
Average RPI Loss:	148	RECORD	PCT. RANK	GAMES	SCHEDULE	OF SCHEDULE	RPI	RPI	RPI	RPI
DIV. I ONLY	19- 10	89	1- 1	271	250	146	146	22	22	
DIV. I NON-CONF.	6- 3	91	0- 0	277	224	131	131	22	22	
TOTALS	RPI 1-25	RPI 26-50	W-L RECORDS	RPI 51-100	RPI 101-150	RPI 150+				
19- 10	0- 0	1- 2	OVERALL	1- 1	1- 3	16- 4				
9- 3	0- 0	0- 1	HOME	1- 0	0- 1	8- 1				
9- 5	0- 0	1- 0	AWAY	0- 1	1- 1	7- 3				
1- 2	0- 0	0- 1	NEUTRAL	0- 0	0- 1	1- 0				
6- 3	0- 0	0- 0	NON-CONFERENCE	1- 1	0- 1	5- 1				
3- 0	0- 0	0- 0	HOME	1- 0	0- 0	2- 0				
3- 2	0- 0	0- 0	AWAY	0- 1	0- 0	3- 1				
0- 1	0- 0	0- 0	NEUTRAL	0- 0	0- 1	0- 0				
13- 7	0- 0	1- 2	CONFERENCE	0- 0	1- 2	11- 3				
6- 3	0- 0	0- 1	HOME	0- 0	0- 1	6- 1				
6- 3	0- 0	1- 0	AWAY	0- 0	1- 1	4- 2				
1- 1	0- 0	0- 1	NEUTRAL	0- 0	0- 0	1- 0				

RPI S	Opponent	Score	RPI S	Opponent	Score	RPI S	Opponent	Score	RPI S	Opponent	Score	Team's RPI: 146
45	A Belmont	77 72	45	H Belmont	67 99	65	A Arkansas	42 65	108	N Old Dominion	73 80	
45	N Belmont	48 62	45	N Belmont	48 62	70	H Middle Tenn.	68 64	111	A UT Martin	80 76	
									129	A Morehead St.	56 77	
									129	H Morehead St.	70 73	
									178	H UNC Asheville	60 53	
									213	A Jacksonville St.	66 49	
									213	H Jacksonville St.	62 59	
									215	A Xavier	60 70	
									238	A SIUE	61 63	
									238	H SIUE	79 55	
									243	A Southeast Mo. St.	53 62	
									257	A Wichita St.	55 45	
									259	H Austin Peay	65 72	
									259	N Austin Peay	68 57	
									262	H Murray St.	74 65	
									279	A Charleston So.	77 55	
									295	A Eastern Ill.	68 51	
									295	H Eastern Ill.	99 88	
									304	A Tennessee St.	69 59	
									304	H Tennessee St.	76 65	
									330	A Lipscomb	67 52	
									333	A Eastern Ky.	81 68	
									333	H Eastern Ky.	77 57	
									341	H Western Caro.	77 58	
LAST 12 Division I GAMES:												
259	N Austin Peay	68 57	45	H Belmont	67 99	213	H Jacksonville St.	62 59	111	A UT Martin	80 76	
45	N Belmont	48 62	213	H Jacksonville St.	62 59	243	A Southeast Mo. St.	53 62	262	H Murray St.	74 65	
295	A Eastern Ill.	68 51	111	A UT Martin	80 76	259	H Austin Peay	65 72				
238	A SIUE	61 63										
129	H Morehead St.	70 73										
333	H Eastern Ky.	77 57										

Non-Div I Games: Tenn. Wesleyan 100 58 Cumberland (TN) 88 55

Tennessee Tech

Loss, Non-Conf, S Site, H Home A Away N Neutral



Average RPI Win:	143	WON-LOST	WINNING	LAST 10	STRENGTH OF	OPP. STRENGTH	TEAM	ADJ.	CONF.	ADJ CONF.
Average RPI Loss:	26	RECORD	PCT. RANK	GAMES	SCHEDULE	OF SCHEDULE	RPI	RPI	RPI	RPI
DIV. I ONLY	23- 9	53	0- 1	23	36	29	29	3	3	
DIV. I NON-CONF.	10- 2	37	0- 0	80	168	44	44	3	3	
TOTALS	RPI 1-25	RPI 26-50	W-L RECORDS	RPI 51-100	RPI 101-150	RPI 150+				
23- 9	1- 5	2- 2	OVERALL	5- 2	5- 0	10- 0				
10- 6	0- 3	0- 1	HOME	1- 2	3- 0	6- 0				
9- 2	1- 1	0- 1	AWAY	2- 0	2- 0	4- 0				
4- 1	0- 1	2- 0	NEUTRAL	2- 0	0- 0	0- 0				
10- 2	0- 1	2- 0	NON-CONFERENCE	1- 1	1- 0	6- 0				
5- 2	0- 1	0- 0	HOME	0- 1	1- 0	4- 0				
2- 0	0- 0	0- 0	AWAY	0- 0	0- 0	2- 0				
3- 0	0- 0	2- 0	NEUTRAL	1- 0	0- 0	0- 0				
13- 7	1- 4	0- 2	CONFERENCE	4- 1	4- 0	4- 0				
5- 4	0- 2	0- 1	HOME	1- 1	2- 0	2- 0				
7- 2	1- 1	0- 1	AWAY	2- 0	2- 0	2- 0				
1- 1	0- 1	0- 0	NEUTRAL	1- 0	0- 0	0- 0				

RPI 1-25				RPI 26-50				Team's RPI: 29	RPI 51-100				RPI 101+			
RPI	S	Opponent	Score	RPI	S	Opponent	Score		RPI	S	Opponent	Score	RPI	S	Opponent	Score
2	A	Baylor	35 64	31	A	Kansas St.	69 87		57	H	Tennessee	82 88	134	H	Duquesne	78 41
2	H	Baylor	68 74	31	H	Kansas St.	60 69		59	A	TCU	62 48	140	A	Texas Tech	78 71
8	H	Mississippi St.	49 67	39	N	Quinnipiac	56 55		59	H	TCU	73 67	140	H	Texas Tech	81 57
11	A	Iowa St.	64 62	46	N	Michigan	69 52		59	N	TCU	66 64	142	A	Oklahoma St.	61 55
11	H	Iowa St.	73 82						78	A	West Virginia	70 58	142	H	Oklahoma St.	60 51
11	N	Iowa St.	69 75						78	H	West Virginia	58 64	154	A	Kansas	91 73
									83	N	Fordham	72 54	154	H	Kansas	62 43
													154	A	Oklahoma	76 67
													155	H	Oklahoma	73 63
													175	A	North Texas	64 54
													208	H	Stetson	65 46
													227	A	UTRGV	81 66
													302	H	UTSA	98 54
													312	H	McNeese	96 40
													316	H	Northwestern St.	104 66
LAST 12 Division I GAMES:																
				11	N	Iowa St.	69 75		2	A	Baylor	35 64				
				59	N	TCU	66 64		140	H	Texas Tech	81 57				
				83	N	Fordham	72 54		31	H	Kansas St.	60 69				
				46	N	Michigan	69 52		142	A	Oklahoma St.	61 55				
				59	A	TCU	62 48		154	A	Kansas	91 73				
				11	H	Iowa St.	73 82		2	H	Baylor	68 74				

Non-Div I Games:

Texas



Average RPI Win:	127	WON-LOST	WINNING	LAST 10	STRENGTH OF	OPP. STRENGTH	TEAM	ADJ.	CONF.	ADJ CONF.
Average RPI Loss:	39	RECORD	PCT. RANK	GAMES	SCHEDULE	OF SCHEDULE	RPI	RPI	RPI	RPI
DIV. I ONLY	24- 7	39	1- 0	24	58	17	17	5	5	
DIV. I NON-CONF.	11- 2	32	0- 0	28	112	16	16	5	5	
TOTALS	RPI 1-25	RPI 26-50	W-L RECORDS	RPI 51-100	RPI 101-150	RPI 150+				
24- 7	3- 3	3- 1	OVERALL	5- 3	2- 0	11- 0				
13- 3	1- 2	1- 0	HOME	4- 1	0- 0	7- 0				
8- 3	1- 1	1- 1	AWAY	1- 1	2- 0	3- 0				
3- 1	1- 0	1- 0	NEUTRAL	0- 1	0- 0	1- 0				
11- 2	1- 1	1- 0	NON-CONFERENCE	2- 1	1- 0	6- 0				
7- 1	0- 0	1- 0	HOME	1- 1	0- 0	5- 0				
2- 1	0- 1	0- 0	AWAY	1- 0	1- 0	0- 0				
2- 0	1- 0	0- 0	NEUTRAL	0- 0	0- 0	1- 0				
13- 5	2- 2	2- 1	CONFERENCE	3- 2	1- 0	5- 0				
6- 2	1- 2	0- 0	HOME	3- 0	0- 0	2- 0				
6- 2	1- 0	1- 1	AWAY	0- 1	1- 0	3- 0				
1- 1	0- 0	1- 0	NEUTRAL	0- 1	0- 0	0- 0				

RPI	S	Opponent	Score	RPI	S	Opponent	Score	RPI	S	Opponent	Score	RPI	S	Opponent	Score
8	H	Mississippi St.	64 92	30	A	Missouri	65 70	52	H	Southern California	71 51	109	A	Houston	68 52
10	A	Syracuse	65 75	34	H	Rice	65 54	53	H	Lamar University	68 74	112	A	Georgia	76 66
19	H	South Carolina	57 60	48	A	Auburn	69 67	57	H	Tennessee	79 62	152	N	UC Riverside	70 63
22	A	Kentucky	62 55	48	N	Auburn	64 62	65	H	Arkansas	66 53	156	H	Alabama	70 43
22	H	Kentucky	73 71					65	N	Arkansas	51 58	185	H	Prairie View	70 57
24	N	Oregon St.	76 70					74	A	Little Rock	61 40	188	H	Arkansas St.	97 56
								85	A	LSU	52 63	209	A	Vanderbilt	50 43
								85	H	LSU	59 55	209	H	Vanderbilt	69 53
												211	A	Florida	80 62
												227	H	UTRGV	84 61
												233	H	Jacksonville	73 53
												239	A	Ole Miss	72 60
												277	H	Central Ark.	84 27
LAST 12 Division I GAMES:															
48	N	Auburn	64 62	8	H	Mississippi St.	64 92								
65	N	Arkansas	51 58	85	H	LSU	59 55								
65	H	Arkansas	66 53	30	A	Missouri	65 70								
22	A	Kentucky	62 55	239	A	Ole Miss	72 60								
211	A	Florida	80 62	209	H	Vanderbilt	69 53								
57	H	Tennessee	79 62	22	H	Kentucky	73 71								

Non-Div I Games:

Texas A&amp;M

■ Loss, 
■ Non-Conf, S Site, 
■ Home 
■ Away 
N Neutral



Through Games Of March 14, 2019

[illegible]

**Texas Southern**

Page 318



Average RPI Win: 204		WON-LOST	WINNING	LAST 10	STRENGTH OF	OPP. STRENGTH	TEAM	ADJ.	CONF.	ADJ CONF.
Average RPI Loss: 118		RECORD	PCT. RANK	GAMES	SCHEDULE	OF SCHEDULE	RPI	RPI	RPI	RPI
DIV. I ONLY		12- 17	223	0- 1	92	144	163	163	12	12
DIV. I NON-CONF.		3- 7	256	0- 0	112	146	193	193	14	14
TOTALS		RPI 1-25	RPI 26-50	W-L RECORDS	RPI 51-100	RPI 101-150	RPI 150+			
12- 17	0- 0		0- 2	OVERALL	1- 5	2- 6	9- 4			
5- 7	0- 0		0- 0	HOME	1- 2	1- 3	3- 2			
7- 8	0- 0		0- 1	AWAY	0- 3	1- 2	6- 2			
0- 2	0- 0		0- 1	NEUTRAL	0- 0	0- 1	0- 0			
3- 7	0- 0		0- 2	NON-CONFERENCE	0- 1	0- 2	3- 2			
1- 2	0- 0		0- 0	HOME	0- 0	0- 1	1- 1			
2- 4	0- 0		0- 1	AWAY	0- 1	0- 1	2- 1			
0- 1	0- 0		0- 1	NEUTRAL	0- 0	0- 0	0- 0			
9- 10	0- 0		0- 0	CONFERENCE	1- 4	2- 4	6- 2			
4- 5	0- 0		0- 0	HOME	1- 2	1- 2	2- 1			
5- 4	0- 0		0- 0	AWAY	0- 2	1- 1	4- 1			
0- 1	0- 0		0- 0	NEUTRAL	0- 0	0- 1	0- 0			

RPI 1-25				RPI 26-50				RPI 51-100				RPI 101+				Team's RPI: 163	
RPI	S	Opponent	Score	RPI	S	Opponent	Score	RPI	S	Opponent	Score	RPI	S	Opponent	Score		
				30	A	Missouri	50 69	54	A	New Mexico	51 82	103	H	South Alabama	77 45		
				50	N	Saint Mary's (CA)	62 89	71	A	UT Arlington	53 68	103	N	South Alabama	67 68		
								71	H	UT Arlington	41 44	124	A	Appalachian St.	56 77		
								74	A	Little Rock	47 62	124	H	Appalachian St.	49 62		
								74	H	Little Rock	50 48	142	A	Oklahoma St.	55 66		
								90	H	Troy	63 82	143	A	Georgia St.	69 60		
												143	H	Georgia St.	34 57		
												147	H	Montana St.	59 67		
												157	H	Nicholls St.	72 67		
												159	H	Oral Roberts	64 81		
												167	A	Tulane	61 67		
												176	A	Coastal Caro.	70 77		
												176	H	Coastal Caro.	73 58		
												188	A	Arkansas St.	85 62		
												188	H	Arkansas St.	68 54		
												264	A	A&M-Corpus Christi	60 53		
												271	A	Louisiana	71 65		
												286	A	Ga. Southern	64 52		
												286	H	Ga. Southern	55 65		
												300	A	La.-Monroe	62 51		
												302	A	UTSA	68 60		
LAST 12 Division I GAMES:																	
				103	N	South Alabama	67 68	90	H	Troy	63 82						
				167	A	Tulane	61 67	271	A	Louisiana	71 65						
				147	H	Montana St.	59 67	300	A	La.-Monroe	62 51						
				157	H	Nicholls St.	72 67	74	H	Little Rock	50 48						
				71	H	UT Arlington	41 44	188	H	Arkansas St.	68 54						
				103	H	South Alabama	77 45	176	A	Coastal Caro.	70 77						

Non-Div I Games: UNKNOWN

92 39

Tex. A&M Int'l

89 25

Texas St.

Loss, Non-Conf, S Site, H Home A Away N Neutral



Average RPI Win:	194	WON-LOST	WINNING	LAST 10	STRENGTH OF	OPP. STRENGTH	TEAM	ADJ.	CONF.	ADJ CONF.
Average RPI Loss:	60	RECORD	PCT. RANK	GAMES	SCHEDULE	OF SCHEDULE	RPI	RPI	RPI	RPI
DIV. I ONLY	14- 17	203	1- 0	57	51	140	140	3	3	
DIV. I NON-CONF.	9- 2	43	0- 0	202	320	97	97	3	3	
TOTALS	RPI 1-25	RPI 26-50	W-L RECORDS	RPI 51-100	RPI 101-150	RPI 150+				
14- 17	0- 5	0- 4	OVERALL	1- 5	2- 1	11- 2				
11- 7	0- 2	0- 2	HOME	1- 3	2- 0	8- 0				
2- 9	0- 2	0- 2	AWAY	0- 2	0- 1	2- 2				
1- 1	0- 1	0- 0	NEUTRAL	0- 0	0- 0	1- 0				
9- 2	0- 0	0- 0	NON-CONFERENCE	1- 1	1- 0	7- 1				
8- 1	0- 0	0- 0	HOME	1- 1	1- 0	6- 0				
1- 1	0- 0	0- 0	AWAY	0- 0	0- 0	1- 1				
0- 0	0- 0	0- 0	NEUTRAL	0- 0	0- 0	0- 0				
5- 15	0- 5	0- 4	CONFERENCE	0- 4	1- 1	4- 1				
3- 6	0- 2	0- 2	HOME	0- 2	1- 0	2- 0				
1- 8	0- 2	0- 2	AWAY	0- 2	0- 1	1- 1				
1- 1	0- 1	0- 0	NEUTRAL	0- 0	0- 0	1- 0				

RPI 1-25				RPI 26-50				RPI 51-100				RPI 101+ Team's RPI: 140			
RPI	S	Opponent	Score	RPI	S	Opponent	Score	RPI	S	Opponent	Score	RPI	S	Opponent	Score
2	A	Baylor	37 96	29	A	Texas	57 81	59	A	TCU	70 78	142	A	Oklahoma St.	57 65
2	H	Baylor	56 73	29	H	Texas	71 78	59	H	TCU	63 70	142	H	Oklahoma St.	90 78
2	N	Baylor	61 100	31	A	Kansas St.	67 75	62	H	SFA	77 69	144	H	Abilene Christian	105 54
11	A	Iowa St.	66 105	31	H	Kansas St.	62 66	78	A	West Virginia	65 68	154	A	Kansas	75 71
11	H	Iowa St.	62 64					78	H	West Virginia	72 75	154	H	Kansas	69 66
								84	H	Idaho	77 88	155	A	Oklahoma	61 66
												155	H	Oklahoma	88 82
												155	N	Oklahoma	104 84
												169	H	Southern U.	76 58
												211	A	Florida	67 72
												213	H	Jacksonville St.	71 58
												228	H	Texas Southern	75 55
												245	A	Nevada	86 67
												264	H	A&M-Corpus Christi	78 61
												300	H	La.-Monroe	86 42
												332	H	Houston Baptist	82 76
LAST 12 Division I GAMES:															
155	N	Oklahoma	104 84	154	A	Kansas	75 71								
2	N	Baylor	61 100	78	H	West Virginia	72 75								
155	H	Oklahoma	88 82	142	H	Oklahoma St.	90 78								
31	A	Kansas St.	67 75	59	H	TCU	63 70								
11	H	Iowa St.	62 64	2	A	Baylor	37 96								
29	A	Texas	57 81	11	A	Iowa St.	66 105								

Non-Div I Games:

Texas Tech

■ Loss, 
 ■ Non-Conf, 
 ■ S Site, 
 ■ Home 
 ■ A Away 
 N Neutral



Average RPI Win:	199	WON-LOST	WINNING	LAST 10	STRENGTH OF	OPP. STRENGTH	TEAM	ADJ.	CONF.	ADJ CONF.
Average RPI Loss:	68	RECORD	PCT. RANK	GAMES	SCHEDULE	OF SCHEDULE	RPI	RPI	RPI	RPI
DIV. I ONLY	20- 11	94	1- 1	104	102	80	80	8	8	
DIV. I NON-CONF.	8- 3	72	0- 0	147	193	67	67	9	9	
TOTALS	RPI 1-25	RPI 26-50	W-L RECORDS	RPI 51-100	RPI 101-150	RPI 150+				
20- 11	0- 1	3- 5	OVERALL	0- 2	3- 2	14- 1				
12- 3	0- 1	2- 1	HOME	0- 1	3- 0	7- 0				
8- 7	0- 0	1- 3	AWAY	0- 1	0- 2	7- 1				
0- 1	0- 0	0- 1	NEUTRAL	0- 0	0- 0	0- 0				
8- 3	0- 1	1- 0	NON-CONFERENCE	0- 1	2- 1	5- 0				
4- 1	0- 1	0- 0	HOME	0- 0	2- 0	2- 0				
4- 2	0- 0	1- 0	AWAY	0- 1	0- 1	3- 0				
0- 0	0- 0	0- 0	NEUTRAL	0- 0	0- 0	0- 0				
12- 8	0- 0	2- 5	CONFERENCE	0- 1	1- 1	9- 1				
8- 2	0- 0	2- 1	HOME	0- 1	1- 0	5- 0				
4- 5	0- 0	0- 3	AWAY	0- 0	0- 1	4- 1				
0- 1	0- 0	0- 1	NEUTRAL	0- 0	0- 0	0- 0				

RPI 1-25				RPI 26-50				RPI 51-100 Team's RPI: 80				RPI 101+			
RPI	S	Opponent	Score	RPI	S	Opponent	Score	RPI	S	Opponent	Score	RPI	S	Opponent	Score
1	H	Notre Dame	56 72	27	A	Central Mich.	45 78	60	A	Maine	59 73	119	A	Dayton	49 70
				27	H	Central Mich.	62 59	82	H	Kent St.	47 58	125	A	Northern Ill.	52 54
				32	H	Ohio	76 50					125	H	Northern Ill.	64 53
				36	A	Buffalo	63 73					134	H	Duquesne	65 52
				44	A	Miami (OH)	64 65					136	H	Stony Brook	80 48
				44	H	Miami (OH)	56 65					162	A	Akron	64 70
				44	N	Miami (OH)	54 72					194	A	Eastern Mich.	70 67
				45	A	Belmont	78 69					194	H	Eastern Mich.	63 43
												214	A	Bowling Green	79 65
												214	H	Bowling Green	76 56
												217	A	Ball St.	63 62
												217	H	Ball St.	65 58
												217	H	Ball St.	67 63
												231	A	Memphis	58 48
												269	A	Western Mich.	80 57
												269	H	Western Mich.	73 63
												283	A	Cleveland St.	65 60
												307	A	Valparaiso	65 59
												324	H	Iona	84 38
												336	H	Detroit Mercy	77 60
LAST 12 Division I GAMES:															
				217	H	Ball St.	67 63	217	A	Ball St.	63 62				
				44	N	Miami (OH)	54 72	44	H	Miami (OH)	56 65				
				27	A	Central Mich.	45 78	125	A	Northern Ill.	52 54				
				194	A	Eastern Mich.	70 67	32	H	Ohio	76 50				
				125	H	Northern Ill.	64 53	194	H	Eastern Mich.	63 43				
				269	H	Western Mich.	73 63	36	A	Buffalo	63 73				

Non-Div I Games:

Toledo

■ Loss, 
 ■ Non-Conf, S Site, 
 ■ Home 
 ■ Away 
 N Neutral



Average RPI Win: <b>208</b>	WON-LOST	WINNING	LAST 10	STRENGTH OF	OPP. STRENGTH	TEAM	ADJ.	CONF.	ADJ CONF.
Average RPI Loss: <b>111</b>	RECORD	PCT. RANK	GAMES	SCHEDULE	OF SCHEDULE	RPI	RPI	RPI	RPI
DIV. I ONLY	<b>18- 12</b>	<b>114</b>	<b>1- 0</b>	<b>186</b>	<b>108</b>	<b>122</b>	<b>122</b>	<b>10</b>	<b>10</b>
DIV. I NON-CONF.	<b>6- 5</b>	<b>143</b>	<b>0- 0</b>	<b>297</b>	<b>125</b>	<b>163</b>	<b>163</b>	<b>10</b>	<b>10</b>
TOTALS	RPI 1-25	RPI 26-50	W-L RECORDS	RPI 51-100	RPI 101-150	RPI 150+			
18- 12	0- 1	0- 2	OVERALL	2- 3	3- 2	13- 4			
8- 4	0- 0	0- 1	HOME	1- 1	1- 1	6- 1			
10- 8	0- 1	0- 1	AWAY	1- 2	2- 1	7- 3			
0- 0	0- 0	0- 0	NEUTRAL	0- 0	0- 0	0- 0			
6- 5	0- 1	0- 0	NON-CONFERENCE	0- 1	0- 0	6- 3			
3- 0	0- 0	0- 0	HOME	0- 0	0- 0	3- 0			
3- 5	0- 1	0- 0	AWAY	0- 1	0- 0	3- 3			
0- 0	0- 0	0- 0	NEUTRAL	0- 0	0- 0	0- 0			
12- 7	0- 0	0- 2	CONFERENCE	2- 2	3- 2	7- 1			
5- 4	0- 0	0- 1	HOME	1- 1	1- 1	3- 1			
7- 3	0- 0	0- 1	AWAY	1- 1	2- 1	4- 0			
0- 0	0- 0	0- 0	NEUTRAL	0- 0	0- 0	0- 0			

RPI 1-25				RPI 26-50				RPI 51-100				RPI 101+ Team's RPI: 122			
RPI	S	Opponent	Score	RPI	S	Opponent	Score	RPI	S	Opponent	Score	RPI	S	Opponent	Score
10	A	Syracuse	55 98	35	A	James Madison	59 71	63	A	Drexel	55 54	123	A	UNCW	73 77
				35	H	James Madison	56 63	63	H	Drexel	44 77	123	H	UNCW	82 61
								78	A	West Virginia	43 90	137	A	Delaware	56 48
								94	A	Northeastern	68 77	137	A	Delaware	59 49
								94	H	Northeastern	88 83	137	H	Delaware	57 70
												151	A	Wake Forest	53 60
												161	A	William & Mary	82 75
												161	H	William & Mary	69 80
												206	H	Massachusetts	78 53
												218	A	George Washington	63 76
												219	A	Marshall	76 69
												222	A	Mt. St. Mary's	78 87
												224	A	Hofstra	68 56
												224	H	Hofstra	92 68
												236	A	Saint Joseph's	73 52
												237	A	Elon	59 50
												237	H	Elon	59 58
												268	H	Loyola Maryland	62 57
												285	H	La Salle	92 68
												296	A	Col. of Charleston	77 61
												296	H	Col. of Charleston	87 61
												303	A	UMBC	71 62
LAST 12 Division I GAMES:															
137	A	Delaware	59 49	296	H	Col. of Charleston	87 61	123	H	UNCW	82 61				
63	H	Drexel	44 77	94	A	Northeastern	68 77	224	A	Hofstra	68 56				
137	H	Delaware	57 70	35	H	James Madison	56 63	35	A	James Madison	59 71				
237	A	Elon	59 50	161	A	William & Mary	82 75	161	H	William & Mary	69 80				

Non-Div I Games:

Towson

■ Loss, 
■ Non-Conf, 
■ S Site, 
■ H Home 
■ A Away 
N Neutral



Average RPI Win:	216	WON-LOST	WINNING	LAST 10	STRENGTH OF	OPP. STRENGTH	TEAM	ADJ.	CONF.	ADJ CONF.
Average RPI Loss:	91	RECORD	PCT. RANK	GAMES	SCHEDULE	OF SCHEDULE	RPI	RPI	RPI	RPI
DIV. I ONLY	21- 8	52	0- 1	195	152	90	90	12	12	
DIV. I NON-CONF.	8- 2	52	0- 0	301	208	123	123	14	14	
TOTALS	RPI 1-25	RPI 26-50	W-L RECORDS	RPI 51-100	RPI 101-150	RPI 150+				
21- 8	0- 1	0- 0	OVERALL	1- 3	3- 4	17- 0				
11- 2	0- 0	0- 0	HOME	1- 1	2- 1	8- 0				
8- 5	0- 1	0- 0	AWAY	0- 2	1- 2	7- 0				
2- 1	0- 0	0- 0	NEUTRAL	0- 0	0- 1	2- 0				
8- 2	0- 1	0- 0	NON-CONFERENCE	0- 1	0- 0	8- 0				
3- 1	0- 0	0- 0	HOME	0- 1	0- 0	3- 0				
3- 1	0- 1	0- 0	AWAY	0- 0	0- 0	3- 0				
2- 0	0- 0	0- 0	NEUTRAL	0- 0	0- 0	2- 0				
13- 6	0- 0	0- 0	CONFERENCE	1- 2	3- 4	9- 0				
8- 1	0- 0	0- 0	HOME	1- 0	2- 1	5- 0				
5- 4	0- 0	0- 0	AWAY	0- 2	1- 2	4- 0				
0- 1	0- 0	0- 0	NEUTRAL	0- 0	0- 1	0- 0				

RPI S	Opponent	Score	RPI S	Opponent	Score	RPI S	Opponent	Score	RPI S	Opponent	Score
21	A Florida St.	67 103				70	H Middle Tenn.	64 67	103	A South Alabama	77 80
						71	A UT Arlington	65 88	103	H South Alabama	66 58
						74	A Little Rock	72 76	103	N South Alabama	74 87
						74	H Little Rock	71 66	124	A Appalachian St.	83 72
									124	H Appalachian St.	95 66
									143	A Georgia St.	80 84
									143	H Georgia St.	70 85
									163	A Texas St.	82 63
									176	A Coastal Caro.	82 81
									176	H Coastal Caro.	89 76
									183	N Sam Houston St.	84 79
									188	A Arkansas St.	100 89
									188	H Arkansas St.	87 79
									213	A Jacksonville St.	89 63
									239	A Ole Miss	71 54
									240	A ETSU	84 66
									270	H Alabama St.	116 46
									271	H Louisiana	90 64
									286	A Ga. Southern	97 81
									286	H Ga. Southern	100 78
									289	H Samford	72 52
									300	H La.-Monroe	78 56
									304	H Tennessee St.	92 67
									329	N Mississippi Val.	75 54
LAST 12 Division I GAMES:											
103	N	South Alabama	74	87	286	H	Ga. Southern	100	78		
176	H	Coastal Caro.	89	76	143	H	Georgia St.	70	85		
124	H	Appalachian St.	95	66	188	A	Arkansas St.	100	89		
71	A	UT Arlington	65	88	74	A	Little Rock	72	76		
163	A	Texas St.	82	63	103	A	South Alabama	77	80		
103	H	South Alabama	66	58	271	H	Louisiana	90	64		

Non-Div I Games: Talladega 91 70

Troy

Loss, Non-Conf, S Site, H Home A Away N Neutral



T  
u  
l  
a  
n  
e

Tulane				Through Games Of March 14, 2019						
Average RPI Win:	184	WON-LOST	WINNING	LAST 10	STRENGTH OF	OPP. STRENGTH	TEAM	ADJ.	CONF.	ADJ CONF.
Average RPI Loss:	128	RECORD	PCT. RANK	GAMES	SCHEDULE	OF SCHEDULE	RPI	RPI	RPI	RPI
DIV. I ONLY	15- 15	169	0- 1	151	89	167	167	9	9	
DIV. I NON-CONF.	10- 3	59	0- 0	213	123	98	98	8	8	
TOTALS	RPI 1-25	RPI 26-50	W-L RECORDS	RPI 51-100	RPI 101-150	RPI 150+				
15- 15	1- 2	1- 1	OVERALL	1- 1	1- 5	11- 6				
8- 7	1- 1	0- 0	HOME	0- 1	1- 2	6- 3				
4- 6	0- 1	0- 0	AWAY	1- 0	0- 2	3- 3				
3- 2	0- 0	1- 1	NEUTRAL	0- 0	0- 1	2- 0				
10- 3	0- 0	1- 1	NON-CONFERENCE	1- 0	1- 1	7- 1				
6- 1	0- 0	0- 0	HOME	0- 0	1- 1	5- 0				
1- 1	0- 0	0- 0	AWAY	1- 0	0- 0	0- 1				
3- 1	0- 0	1- 1	NEUTRAL	0- 0	0- 0	2- 0				
5- 12	1- 2	0- 0	CONFERENCE	0- 1	0- 4	4- 5				
2- 6	1- 1	0- 0	HOME	0- 1	0- 1	1- 3				
3- 5	0- 1	0- 0	AWAY	0- 0	0- 2	3- 2				
0- 1	0- 0	0- 0	NEUTRAL	0- 0	0- 1	0- 0				

RPI 1-25				RPI 26-50				RPI 51-100				RPI 101+ Team's RPI: 167			
RPI	S	Opponent	Score	RPI	S	Opponent	Score	RPI	S	Opponent	Score	RPI	S	Opponent	Score
6	H	UConn	33 75	27	N	Central Mich.	68 57	76	H	Cincinnati	65 80	108	H	Old Dominion	48 56
15	A	UCF	42 52	41	N	California	57 65	85	A	LSU	56 54	109	A	Houston	82 83
15	H	UCF	61 59									114	A	South Fla.	46 73
												114	H	South Fla.	45 50
												114	N	South Fla.	52 61
												133	H	Washington	63 51
												156	A	Alabama	58 69
												157	H	Nicholls St.	71 46
												158	A	Tulsa	67 72
												163	H	Texas St.	67 61
												166	A	Temple	66 57
												191	A	East Carolina	61 63
												191	H	East Carolina	68 57
												196	H	Southern Miss.	71 54
												228	H	Texas Southern	62 56
												230	A	SMU	61 43
												230	H	SMU	60 64
												231	A	Memphis	62 61
												231	H	Memphis	59 65
												257	H	Wichita St.	44 62
												283	N	Cleveland St.	81 72
												305	H	Fla. Atlantic	88 45
												346	N	Florida A&M	78 34
LAST 12 Division I GAMES:															
114	N	South Fla.	52 61	231	H	Memphis	59 65								
163	H	Texas St.	67 61	15	H	UCF	61 59								
76	H	Cincinnati	65 80	158	A	Tulsa	67 72								
15	A	UCF	42 52	114	H	South Fla.	45 50								
230	H	SMU	60 64	191	A	East Carolina	61 63								
109	A	Houston	82 83	231	A	Memphis	62 61								

Non-Div I Games:

Tulane



Average RPI Win:	200	WON-LOST	WINNING	LAST 10	STRENGTH OF	OPP. STRENGTH	TEAM	ADJ.	CONF.	ADJ CONF.
Average RPI Loss:	99	RECORD	PCT. RANK	GAMES	SCHEDULE	OF SCHEDULE	RPI	RPI	RPI	RPI
DIV. I ONLY	13- 18	219	1- 0	76	99	158	158	9	9	
DIV. I NON-CONF.	6- 7	172	0- 0	51	101	116	116	8	8	
TOTALS	RPI 1-25	RPI 26-50	W-L RECORDS	RPI 51-100	RPI 101-150	RPI 150+				
13- 18	0- 4	0- 1	OVERALL	0- 6	1- 2	12- 5				
8- 6	0- 1	0- 0	HOME	0- 3	1- 0	7- 2				
3- 11	0- 2	0- 1	AWAY	0- 3	0- 2	3- 3				
2- 1	0- 1	0- 0	NEUTRAL	0- 0	0- 0	2- 0				
6- 7	0- 1	0- 1	NON-CONFERENCE	0- 4	1- 0	5- 1				
4- 2	0- 0	0- 0	HOME	0- 2	1- 0	3- 0				
1- 5	0- 1	0- 1	AWAY	0- 2	0- 0	1- 1				
1- 0	0- 0	0- 0	NEUTRAL	0- 0	0- 0	1- 0				
7- 11	0- 3	0- 0	CONFERENCE	0- 2	0- 2	7- 4				
4- 4	0- 1	0- 0	HOME	0- 1	0- 0	4- 2				
2- 6	0- 1	0- 0	AWAY	0- 1	0- 2	2- 2				
1- 1	0- 1	0- 0	NEUTRAL	0- 0	0- 0	1- 0				

RPI 1-25				RPI 26-50				RPI 51-100				RPI 101+ Team's RPI: 158			
RPI	S	Opponent	Score	RPI	S	Opponent	Score	RPI	S	Opponent	Score	RPI	S	Opponent	Score
6	H	UConn	49 68	45	A	Belmont	53 78	62	A	SFA	34 76	109	A	Houston	44 76
15	A	UCF	44 60					65	H	Arkansas	59 61	114	A	South Fla.	48 59
15	N	UCF	54 66					72	A	American	52 68	144	H	Abilene Christian	75 63
23	A	Arizona St.	52 70					74	H	Little Rock	53 63	156	N	Alabama	80 73
								76	A	Cincinnati	47 74	159	A	Oral Roberts	76 68
								76	H	Cincinnati	50 70	166	A	Temple	64 61
												166	H	Temple	61 75
												167	H	Tulane	72 67
												182	H	Saint Louis	86 75
												188	A	Arkansas St.	60 73
												191	A	East Carolina	75 55
												191	H	East Carolina	60 64
												208	H	Stetson	55 54
												230	H	SMU	49 35
												231	A	Memphis	56 59
												231	H	Memphis	46 39
												256	H	UTEP	66 45
												257	A	Wichita St.	49 71
												257	H	Wichita St.	63 49
												257	N	Wichita St.	61 50
LAST 12 Division I GAMES:															
257	N	Wichita St.	61 50	6	H	UConn	49 68	76	A	Cincinnati	47 74	114	A	South Fla.	48 59
15	N	UCF	54 66	167	H	Tulane	72 67	230	H	SMU	49 35	231	A	Memphis	56 59
23	A	Arizona St.	52 70	231	A	Memphis	56 59								
257	A	Wichita St.	49 71												
191	H	East Carolina	60 64												
166	A	Temple	64 61												

Non-Div I Games:

Tulsa

■ Loss, 
■ Non-Conf, 
■ S Site, 
■ Home 
■ A Away 
N Neutral



Average RPI Win:	223	WON-LOST	WINNING	LAST 10	STRENGTH OF	OPP. STRENGTH	TEAM	ADJ.	CONF.	ADJ CONF.
Average RPI Loss:	87	RECORD	PCT. RANK	GAMES	SCHEDULE	OF SCHEDULE	RPI	RPI	RPI	RPI
DIV. I ONLY	24- 5	18	1- 0	289	160	96	96	14	14	
DIV. I NON-CONF.	11- 1	13	0- 0	331	264	117	117	17	17	
TOTALS	RPI 1-25	RPI 26-50	W-L RECORDS	RPI 51-100	RPI 101-150	RPI 150+				
24- 5	0- 0	0- 1	OVERALL	3- 2	3- 1	18- 1				
11- 2	0- 0	0- 1	HOME	2- 0	1- 0	8- 1				
10- 2	0- 0	0- 0	AWAY	1- 1	1- 1	8- 0				
3- 1	0- 0	0- 0	NEUTRAL	0- 1	1- 0	2- 0				
11- 1	0- 0	0- 0	NON-CONFERENCE	1- 1	1- 0	9- 0				
5- 0	0- 0	0- 0	HOME	0- 0	1- 0	4- 0				
4- 0	0- 0	0- 0	AWAY	1- 0	0- 0	3- 0				
2- 1	0- 0	0- 0	NEUTRAL	0- 1	0- 0	2- 0				
13- 4	0- 0	0- 1	CONFERENCE	2- 1	2- 1	9- 1				
6- 2	0- 0	0- 1	HOME	2- 0	0- 0	4- 1				
6- 2	0- 0	0- 0	AWAY	0- 1	1- 1	5- 0				
1- 0	0- 0	0- 0	NEUTRAL	0- 0	1- 0	0- 0				

RPI 1-25				RPI 26-50				RPI 51-100				Team's RPI: 96				RPI 101+			
RPI	S	Opponent	Score	RPI	S	Opponent	Score	RPI	S	Opponent	Score	RPI	S	Opponent	Score	RPI	S	Opponent	Score
34	H	Rice	43 55	57	N	Tennessee	69 73	104	A	Charlotte	56 60	64	A	FGCU	62 60	104	N	Charlotte	70 55
				70	A	Middle Tenn.	44 60	108	A	Old Dominion	69 61	70	H	Middle Tenn.	77 72	124	H	Appalachian St.	80 61
				97	H	Western Ky.	70 63	155	N	Oklahoma	89 84	172	A	Louisiana Tech	95 69	172	H	Louisiana Tech	68 73
								175	H	North Texas	70 60	175	H	North Texas	70 60	196	H	Southern Miss.	71 60
								219	H	Marshall	77 59	219	H	Marshall	77 59	231	H	Memphis	85 54
								256	A	UTEP	74 48	256	H	UTEP	68 45	256	A	UTEP	74 48
								270	A	Alabama St.	62 47	270	A	Alabama St.	62 47	289	A	Samford	66 41
								289	A	Samford	66 41	289	A	Samford	66 41	301	H	Alabama A&M	82 47
								301	H	Alabama A&M	82 47	301	H	Alabama A&M	82 47	302	A	UTSA	59 42
								302	A	UTSA	59 42	302	A	UTSA	59 42	305	A	Fla. Atlantic	89 64
								305	A	Fla. Atlantic	89 64	305	A	Fla. Atlantic	89 64	312	H	McNeese	91 48
								312	H	McNeese	91 48	312	H	McNeese	91 48	314	N	Coppin St.	86 61
								314	N	Coppin St.	86 61	314	N	Coppin St.	86 61	323	A	FIU	83 59
								323	A	FIU	83 59	323	A	FIU	83 59	348	A	Chicago St.	90 45
								348	A	Chicago St.	90 45	348	A	Chicago St.	90 45	350	H	Alcorn	80 53
								350	H	Alcorn	80 53	350	H	Alcorn	80 53				
LAST 12 Division I GAMES:																			
104	N	Charlotte	70 55	219	H	Marshall	77 59	104	A	Charlotte	56 60	104	A	Charlotte	56 60	108	A	Old Dominion	69 61
57	N	Tennessee	69 73	104	A	Charlotte	56 60	108	A	Old Dominion	69 61	70	A	Middle Tenn.	44 60	34	H	Rice	43 55
172	A	Louisiana Tech	95 69	70	A	Middle Tenn.	44 60	34	H	Rice	43 55	175	H	North Texas	70 60				
256	H	UTEP	68 45	175	H	North Texas	70 60												
70	H	Middle Tenn.	77 72																
97	H	Western Ky.	70 63																

Non-Div I Games: Ala.-Huntsville 83 58

UAB

Loss, Non-Conf, S Site, H Home A Away N Neutral



Average RPI Win:	228	WON-LOST	WINNING	LAST 10	STRENGTH OF	OPP. STRENGTH	TEAM	ADJ.	CONF.	ADJ CONF.
Average RPI Loss:	118	RECORD	PCT. RANK	GAMES	SCHEDULE	OF SCHEDULE	RPI	RPI	RPI	RPI
DIV. I ONLY	22- 6	36	0- 1	264	170	81	81	20	20	
DIV. I NON-CONF.	7- 5	132	0- 1	248	60	135	135	20	20	
TOTALS	RPI 1-25	RPI 26-50	W-L RECORDS	RPI 51-100	RPI 101-150	RPI 150+				
22- 6	0- 1	1- 0	OVERALL	0- 1	2- 2	19- 2				
11- 1	0- 0	1- 0	HOME	0- 1	1- 0	9- 0				
10- 5	0- 1	0- 0	AWAY	0- 0	1- 2	9- 2				
1- 0	0- 0	0- 0	NEUTRAL	0- 0	0- 0	1- 0				
7- 5	0- 1	1- 0	NON-CONFERENCE	0- 1	0- 2	6- 1				
3- 1	0- 0	1- 0	HOME	0- 1	0- 0	2- 0				
3- 4	0- 1	0- 0	AWAY	0- 0	0- 2	3- 1				
1- 0	0- 0	0- 0	NEUTRAL	0- 0	0- 0	1- 0				
15- 1	0- 0	0- 0	CONFERENCE	0- 0	2- 0	13- 1				
8- 0	0- 0	0- 0	HOME	0- 0	1- 0	7- 0				
7- 1	0- 0	0- 0	AWAY	0- 0	1- 0	6- 1				
0- 0	0- 0	0- 0	NEUTRAL	0- 0	0- 0	0- 0				

RPI 1-25				RPI 26-50				RPI 51-100				Team's RPI: 81		RPI 101+			
RPI	S	Opponent	Score	RPI	S	Opponent	Score	RPI	S	Opponent	Score			RPI	S	Opponent	Score
4	A	Stanford	43 71	50	H	Saint Mary's (CA)	76 74	100	H	Pacific	80 83			105	A	Loyola Marymount	53 60
														110	A	Portland St.	50 65
														150	A	CSUN	60 49
														150	H	CSUN	70 54
														152	A	UC Riverside	67 59
														152	H	UC Riverside	72 59
														160	A	Washington St.	75 62
														170	A	UC Irvine	63 44
														170	H	UC Irvine	80 57
														187	A	Montana	56 62
														199	A	Hawaii	60 65
														199	H	Hawaii	72 46
														245	N	Nevada	84 68
														251	A	San Francisco	70 68
														263	A	Cal St. Fullerton	75 39
														263	H	Cal St. Fullerton	75 51
														267	A	Sacramento St.	109 60
														272	H	Southern Utah	68 45
														273	A	Long Beach St.	66 49
														273	H	Long Beach St.	70 50
														288	A	UC Santa Barbara	70 44
														288	H	UC Santa Barbara	80 44
														317	A	Cal Poly	85 61
														317	H	Cal Poly	87 54
														337	H	Seattle U	76 59
LAST 12 Division I GAMES:																	
				187	A	Montana	56 62					152	H	UC Riverside	72 59		
				288	H	UC Santa Barbara	80 44					317	A	Cal Poly	85 61		
				317	H	Cal Poly	87 54					288	A	UC Santa Barbara	70 44		
				170	A	UC Irvine	63 44					150	H	CSUN	70 54		
				273	A	Long Beach St.	66 49					273	H	Long Beach St.	70 50		
				199	H	Hawaii	72 46					263	A	Cal St. Fullerton	75 39		

Non-Div I Games: Dominican (CA) 92 42

UC Davis

■ Loss, 
 ■ Non-Conf, 
 ■ S Site, 
 ■ Home 
 ■ A Away 
 N Neutral



Average RPI Win:	252	WON-LOST	WINNING	LAST 10	STRENGTH OF	OPP. STRENGTH	TEAM	ADJ.	CONF.	ADJ CONF.
Average RPI Loss:	158	RECORD	PCT. RANK	GAMES	SCHEDULE	OF SCHEDULE	RPI	RPI	RPI	RPI
DIV. I ONLY	19- 10	89	1- 0	316	225	170	170	20	20	
DIV. I NON-CONF.	9- 2	43	0- 0	312	252	130	130	20	20	
TOTALS	RPI 1-25	RPI 26-50	W-L RECORDS	RPI 51-100	RPI 101-150	RPI 150+				
19- 10	0- 1	0- 0	OVERALL	0- 2	3- 1	16- 6				
9- 4	0- 0	0- 0	HOME	0- 1	1- 0	8- 3				
6- 6	0- 1	0- 0	AWAY	0- 1	1- 1	5- 3				
4- 0	0- 0	0- 0	NEUTRAL	0- 0	1- 0	3- 0				
9- 2	0- 1	0- 0	NON-CONFERENCE	0- 0	1- 0	8- 1				
4- 1	0- 0	0- 0	HOME	0- 0	0- 0	4- 1				
3- 1	0- 1	0- 0	AWAY	0- 0	1- 0	2- 0				
2- 0	0- 0	0- 0	NEUTRAL	0- 0	0- 0	2- 0				
10- 8	0- 0	0- 0	CONFERENCE	0- 2	2- 1	8- 5				
5- 3	0- 0	0- 0	HOME	0- 1	1- 0	4- 2				
3- 5	0- 0	0- 0	AWAY	0- 1	0- 1	3- 3				
2- 0	0- 0	0- 0	NEUTRAL	0- 0	1- 0	1- 0				

RPI	S	Opponent	Score	RPI	S	Opponent	Score	RPI	S	Opponent	Score	RPI	S	Opponent	Score	Team's RPI: 170
5	A	Oregon	69 115					81	A	UC Davis	57 80	110	A	Portland St.	73 68	
								81	H	UC Davis	44 63	150	A	CSUN	58 68	
												150	H	CSUN	65 61	
												150	N	CSUN	59 57	
												152	A	UC Riverside	72 88	
												152	H	UC Riverside	65 66	
												189	A	Portland	84 69	
												199	A	Hawaii	53 48	
												199	H	Hawaii	68 70	
												204	H	UNLV	57 55	
												207	H	San Diego St.	70 78	
												245	N	Indiana St.	77 61	
												263	A	Cal St. Fullerton	58 67	
												263	H	Cal St. Fullerton	65 61	
												266	H	CSU Bakersfield	85 78	
												272	H	Southern Utah	75 58	
												273	A	Long Beach St.	48 46	
												273	H	Long Beach St.	65 60	
												288	A	UC Santa Barbara	52 71	
												288	H	UC Santa Barbara	74 68	
												288	N	UC Santa Barbara	53 46	
												298	A	San Jose St.	74 66	
												317	A	Cal Poly	75 59	
												317	H	Cal Poly	73 57	
												337	H	Seattle U	65 60	
												351	N	LIU Brooklyn	84 71	
LAST 12 Division I GAMES:																
288	N	UC Santa Barbara	53 46	152	H	UC Riverside	65 66									
150	N	CSUN	59 57	199	A	Hawaii	53 48									
273	H	Long Beach St.	65 60	288	A	UC Santa Barbara	52 71									
150	A	CSUN	58 68	273	A	Long Beach St.	48 46									
81	H	UC Davis	44 63	263	H	Cal St. Fullerton	65 61									
263	A	Cal St. Fullerton	58 67	199	H	Hawaii	68 70									

Non-Div I Games: LIFE Pacific 105 31

UC Irvine

■ Loss, 
 ■ Non-Conf, S Site, 
 ■ Home 
 ■ Away 
 N Neutral



## UC Riverside

Through Games Of March 14, 2019

Average RPI Win:	237	WON-LOST	WINNING	LAST 10	STRENGTH OF	OPP. STRENGTH	TEAM	ADJ.	CONF.	ADJ CONF.
Average RPI Loss:	144	RECORD	PCT. RANK	GAMES	SCHEDULE	OF SCHEDULE	RPI	RPI	RPI	RPI
DIV. I ONLY	17- 14	148	1- 0	188	214	152	152	20	20	
DIV. I NON-CONF.	6- 8	199	0- 0	118	163	152	152	20	20	
TOTALS	RPI 1-25	RPI 26-50	W-L RECORDS	RPI 51-100	RPI 101-150	RPI 150+				
17- 14	0- 3	0- 0	OVERALL	0- 3	2- 2	15- 6				
8- 3	0- 0	0- 0	HOME	0- 1	2- 0	6- 2				
7- 8	0- 1	0- 0	AWAY	0- 2	0- 2	7- 3				
2- 3	0- 2	0- 0	NEUTRAL	0- 0	0- 0	2- 1				
6- 8	0- 3	0- 0	NON-CONFERENCE	0- 1	1- 1	5- 3				
3- 0	0- 0	0- 0	HOME	0- 0	1- 0	2- 0				
2- 5	0- 1	0- 0	AWAY	0- 1	0- 1	2- 2				
1- 3	0- 2	0- 0	NEUTRAL	0- 0	0- 0	1- 1				
11- 6	0- 0	0- 0	CONFERENCE	0- 2	1- 1	10- 3				
5- 3	0- 0	0- 0	HOME	0- 1	1- 0	4- 2				
5- 3	0- 0	0- 0	AWAY	0- 1	0- 1	5- 1				
1- 0	0- 0	0- 0	NEUTRAL	0- 0	0- 0	1- 0				

RPI S	Opponent	Score	RPI S	Opponent	Score	RPI S	Opponent	Score	RPI S	Opponent	Score	Team's RPI: 152
5 N	Oregon	44 94				52 A	Southern California	55 73	138 H	New Mexico St.	65 64	
17 N	Texas A&M	63 70				81 A	UC Davis	59 72	142 A	Oklahoma St.	51 76	
25 A	BYU	70 72				81 H	UC Davis	59 67	150 A	CSUN	56 69	
									150 H	CSUN	63 51	
									170 A	UC Irvine	66 65	
									170 H	UC Irvine	88 72	
									176 H	Coastal Caro.	62 43	
									181 N	Eastern Wash.	57 45	
									198 N	Milwaukee	54 56	
									199 A	Hawaii	60 55	
									199 H	Hawaii	44 51	
									212 A	California Baptist	57 65	
									263 A	Cal St. Fullerton	75 67	
									263 H	Cal St. Fullerton	62 59	
									266 A	CSU Bakersfield	79 67	
									272 H	Southern Utah	56 50	
									273 A	Long Beach St.	73 59	
									273 H	Long Beach St.	45 63	
									273 N	Long Beach St.	67 50	
									288 A	UC Santa Barbara	44 61	
									288 H	UC Santa Barbara	73 60	
									293 A	Utah Valley	53 56	
									313 A	Weber St.	71 39	
									317 A	Cal Poly	75 68	
									317 H	Cal Poly	80 66	
LAST 12 Division I GAMES:												
273 N	Long Beach St.	67 50	170 A	UC Irvine	66 65							
272 H	Southern Utah	56 50	317 A	Cal Poly	75 68							
263 A	Cal St. Fullerton	75 67	317 H	Cal Poly	80 66							
199 H	Hawaii	44 51	81 A	UC Davis	59 72							
288 A	UC Santa Barbara	44 61	263 H	Cal St. Fullerton	62 59							
150 H	CSUN	63 51	288 H	UC Santa Barbara	73 60							

Non-Div I Games:

UC Riverside

■ Loss, 
■ Non-Conf, 
■ S Site, 
■ Home 
■ A Away 
N Neutral



Average RPI Win:	228	WON-LOST	WINNING	LAST 10	STRENGTH OF	OPP. STRENGTH	TEAM	ADJ.	CONF.	ADJ CONF.
Average RPI Loss:	172	RECORD	PCT. RANK	GAMES	SCHEDULE	OF SCHEDULE	RPI	RPI	RPI	RPI
DIV. I ONLY	8- 22	290	0- 1	170	252	288	288	20	20	
DIV. I NON-CONF.	3- 10	278	0- 0	152	243	273	273	20	20	
TOTALS	RPI 1-25	RPI 26-50	W-L RECORDS	RPI 51-100	RPI 101-150	RPI 150+				
8- 22	0- 0	0- 2	OVERALL	0- 4	1- 3	7- 13				
6- 8	0- 0	0- 1	HOME	0- 1	1- 2	5- 4				
1- 13	0- 0	0- 1	AWAY	0- 3	0- 1	1- 8				
1- 1	0- 0	0- 0	NEUTRAL	0- 0	0- 0	1- 1				
3- 10	0- 0	0- 2	NON-CONFERENCE	0- 2	0- 2	3- 4				
1- 5	0- 0	0- 1	HOME	0- 0	0- 2	1- 2				
1- 5	0- 0	0- 1	AWAY	0- 2	0- 0	1- 2				
1- 0	0- 0	0- 0	NEUTRAL	0- 0	0- 0	1- 0				
5- 12	0- 0	0- 0	CONFERENCE	0- 2	1- 1	4- 9				
5- 3	0- 0	0- 0	HOME	0- 1	1- 0	4- 2				
0- 8	0- 0	0- 0	AWAY	0- 1	0- 1	0- 6				
0- 1	0- 0	0- 0	NEUTRAL	0- 0	0- 0	0- 1				

RPI S	Opponent	Score	RPI S	Opponent	Score	RPI S	Opponent	Score	RPI S	Opponent	Score	Team's RPI: 288
41	A California	45 69	52	A Southern California	39 82	105	H Loyola Marymount	57 70				
50	H Saint Mary's (CA)	55 80	81	A UC Davis	44 80	138	H New Mexico St.	73 81				
			81	H UC Davis	44 70	150	A CSUN	65 73				
			100	A Pacific	53 69	150	H CSUN	61 60				
						152	A UC Riverside	60 73				
						152	H UC Riverside	61 44				
						170	A UC Irvine	68 74				
						170	H UC Irvine	71 52				
						170	N UC Irvine	46 53				
						199	A Hawaii	49 72				
						199	H Hawaii	35 47				
						204	A UNLV	51 69				
						207	A San Diego St.	63 58				
						210	N Dartmouth	62 56				
						212	H California Baptist	64 76				
						263	A Cal St. Fullerton	62 74				
						263	H Cal St. Fullerton	52 59				
						266	H CSU Bakersfield	48 56				
						273	A Long Beach St.	53 62				
						273	H Long Beach St.	60 54				
						293	A Utah Valley	54 63				
						317	A Cal Poly	67 75				
						317	H Cal Poly	44 42				
						342	H Grand Canyon	66 55				
LAST 12 Division I GAMES:												
170	N UC Irvine	46 53	263	A Cal St. Fullerton	62 74							
210	N Dartmouth	62 56	170	H UC Irvine	71 52							
81	A UC Davis	44 80	199	A Hawaii	49 72							
152	H UC Riverside	61 44	150	H CSUN	61 60							
317	H Cal Poly	44 42	81	H UC Davis	44 70							
273	A Long Beach St.	53 62	152	A UC Riverside	60 73							

Non-Div I Games:

UC Santa Barbara

■ Loss, 
■ Non-Conf, 
■ S Site, 
■ H Home 
■ A Away 
N Neutral



Average RPI Win: 152		WON-LOST	WINNING	LAST 10	STRENGTH OF		OPP. STRENGTH	TEAM	ADJ.	CONF.	ADJ CONF.
Average RPI Loss: 37		RECORD	PCT. RANK	GAMES	SCHEDULE		OF SCHEDULE	RPI	RPI	RPI	RPI
DIV. I ONLY		26- 6	21	2- 0	40		79	15	15	9	9
DIV. I NON-CONF.		11- 2	32	0- 0	41		42	13	13	8	8
TOTALS		RPI 1-25	RPI 26-50		W-L RECORDS		RPI 51-100	RPI 101-150		RPI 150+	
26- 6	0- 4	1- 1		OVERALL		4- 0	8- 0		13- 1		
11- 1	0- 1	0- 0		HOME		3- 0	2- 0		6- 0		
12- 3	0- 1	1- 1		AWAY		0- 0	6- 0		5- 1		
3- 2	0- 2	0- 0		NEUTRAL		1- 0	0- 0		2- 0		
11- 2	0- 1	1- 1		NON-CONFERENCE		2- 0	4- 0		4- 0		
4- 0	0- 0	0- 0		HOME		2- 0	0- 0		2- 0		
6- 1	0- 0	1- 1		AWAY		0- 0	4- 0		1- 0		
1- 1	0- 1	0- 0		NEUTRAL		0- 0	0- 0		1- 0		
15- 4	0- 3	0- 0		CONFERENCE		2- 0	4- 0		9- 1		
7- 1	0- 1	0- 0		HOME		1- 0	2- 0		4- 0		
6- 2	0- 1	0- 0		AWAY		0- 0	2- 0		4- 1		
2- 1	0- 1	0- 0		NEUTRAL		1- 0	0- 0		1- 0		

RPI 1-25				Team's RPI: 15		RPI 26-50				RPI 51-100				RPI 101+					
RPI	S	Opponent	Score	RPI	S	Opponent	Score	RPI	S	Opponent	Score	RPI	S	Opponent	Score				
6	A	UConn	57 93	27	A	Central Mich.	68 75	55	H	Villanova	71 56	109	A	Houston	59 50				
6	H	UConn	41 78	39	A	Quinnipiac	47 45	76	H	Cincinnati	56 55	109	H	Houston	58 56				
6	N	UConn	45 66					76	N	Cincinnati	66 58	114	A	South Fla.	62 49				
10	N	Syracuse	52 57					100	H	Pacific	64 57	114	H	South Fla.	66 63				
												127	A	Pittsburgh	61 58				
												131	A	Mercer	76 42				
												134	A	Duquesne	71 63				
												137	A	Delaware	71 60				
												158	H	Tulsa	60 44				
												158	N	Tulsa	66 54				
												166	H	Temple	62 54				
												167	A	Tulane	59 61				
												167	H	Tulane	52 42				
												168	H	Chattanooga	75 37				
												184	N	Liberty	53 45				
												191	A	East Carolina	61 58				
												208	A	Stetson	78 55				
												230	A	SMU	66 54				
												230	H	SMU	55 43				
												231	A	Memphis	68 55				
												257	A	Wichita St.	57 49				
												274	H	Richmond	70 48				
LAST 12 Division I GAMES:																			
158	N	Tulsa	66 54	257	A	Wichita St.	57 49	6	H	UConn	41 78								
76	N	Cincinnati	66 58	167	A	Tulane	59 61	230	A	SMU	66 54								
6	N	UConn	45 66	114	H	South Fla.	66 63	109	H	Houston	58 56								
109	A	Houston	59 50																
167	H	Tulane	52 42																
166	H	Temple	62 54																

Non-Div I Games:

UCF

■ Loss, 
■ Non-Conf, 
■ S Site, 
■ H Home 
■ A Away 
N Neutral



Average RPI Win:	115	WON-LOST	WINNING	LAST 10	STRENGTH OF	OPP. STRENGTH	TEAM	ADJ.	CONF.	ADJ CONF.
Average RPI Loss:	37	RECORD	PCT. RANK	GAMES	SCHEDULE	OF SCHEDULE	RPI	RPI	RPI	RPI
DIV. I ONLY	20- 12	104	1- 1	12	17	33	33	2	2	
DIV. I NON-CONF.	7- 5	132	0- 0	107	37	128	128	2	2	
-----										
TOTALS	RPI 1-25	RPI 26-50	W-L RECORDS	RPI 51-100	RPI 101-150	RPI 150+				
20- 12	3- 7	3- 2	OVERALL	4- 1	5- 2	5- 0				
11- 5	0- 3	2- 1	HOME	1- 1	5- 0	3- 0				
8- 3	2- 2	1- 0	AWAY	3- 0	0- 1	2- 0				
1- 4	1- 2	0- 1	NEUTRAL	0- 0	0- 1	0- 0				
7- 5	0- 1	1- 2	NON-CONFERENCE	0- 0	4- 2	2- 0				
6- 1	0- 0	1- 1	HOME	0- 0	4- 0	1- 0				
1- 1	0- 0	0- 0	AWAY	0- 0	0- 1	1- 0				
0- 3	0- 1	0- 1	NEUTRAL	0- 0	0- 1	0- 0				
13- 7	3- 6	2- 0	CONFERENCE	4- 1	1- 0	3- 0				
5- 4	0- 3	1- 0	HOME	1- 1	1- 0	2- 0				
7- 2	2- 2	1- 0	AWAY	3- 0	0- 0	1- 0				
1- 1	1- 1	0- 0	NEUTRAL	0- 0	0- 0	0- 0				

RPI 1-25				RPI 26-50				Team's RPI: 33	RPI 51-100				RPI 101+			
RPI	S	Opponent	Score	RPI	S	Opponent	Score		RPI	S	Opponent	Score	RPI	S	Opponent	Score
4	A	Stanford	80 86	34	H	Rice	59 50		52	A	Southern California	72 65	105	A	Loyola Marymount	63 69
4	H	Stanford	51 65	37	N	North Carolina	49 83		52	H	Southern California	67 72	112	H	Georgia	80 69
5	A	Oregon	74 69	41	A	California	84 79		79	A	Arizona	98 93	114	N	South Fla.	56 60
5	H	Oregon	52 72	41	H	California	80 74		91	A	Utah	100 90	118	H	Fresno St.	89 80
5	N	Oregon	83 88	47	H	Indiana	65 67		91	H	Utah	76 60	133	H	Washington	76 60
22	N	Kentucky	74 75										141	H	Seton Hall	78 62
23	A	Arizona St.	61 59										142	H	Oklahoma St.	71 59
23	N	Arizona St.	73 69										160	H	Washington St.	83 56
24	A	Oregon St.	72 75										177	A	Colorado	64 60
24	H	Oregon St.	73 83										177	H	Colorado	84 50
													317	H	Cal Poly	81 35
													339	A	UIC	78 47
LAST 12 Division I GAMES:																
23	N	Arizona St.	73 69	41	H	California	80 74									
5	N	Oregon	83 88	4	H	Stanford	51 65									
177	H	Colorado	84 50	91	A	Utah	100 90									
91	H	Utah	76 60	177	A	Colorado	64 60									
24	A	Oregon St.	72 75	133	H	Washington	76 60									
5	A	Oregon	74 69	160	H	Washington St.	83 56									

Non-Div I Games:

UCLA

■ Loss, 
 ■ Non-Conf, 
 ■ S Site, 
 ■ H Home 
 ■ A Away 
 N Neutral



Average RPI Win: <b>123</b>	WON-LOST	WINNING	LAST 10	STRENGTH OF	OPP. STRENGTH	TEAM	ADJ.	CONF.	ADJ CONF.
Average RPI Loss: <b>3</b>	RECORD	PCT. RANK	GAMES	SCHEDULE	OF SCHEDULE	RPI	RPI	RPI	RPI
DIV. I ONLY	31- 2	2	1- 0	31	37	6	6	9	9
DIV. I NON-CONF.	12- 2	31	0- 0	33	1	9	9	8	8
TOTALS	RPI 1-25	RPI 26-50	W-L RECORDS	RPI 51-100	RPI 101-150	RPI 150+			
31- 2	6- 2	1- 0	OVERALL	3- 0	8- 0	13- 0			
12- 0	3- 0	0- 0	HOME	1- 0	4- 0	4- 0			
12- 2	2- 2	1- 0	AWAY	1- 0	2- 0	6- 0			
7- 0	1- 0	0- 0	NEUTRAL	1- 0	2- 0	3- 0			
12- 2	3- 2	1- 0	NON-CONFERENCE	1- 0	3- 0	4- 0			
4- 0	2- 0	0- 0	HOME	0- 0	2- 0	0- 0			
4- 2	1- 2	1- 0	AWAY	0- 0	0- 0	2- 0			
4- 0	0- 0	0- 0	NEUTRAL	1- 0	1- 0	2- 0			
19- 0	3- 0	0- 0	CONFERENCE	2- 0	5- 0	9- 0			
8- 0	1- 0	0- 0	HOME	1- 0	2- 0	4- 0			
8- 0	1- 0	0- 0	AWAY	1- 0	2- 0	4- 0			
3- 0	1- 0	0- 0	NEUTRAL	0- 0	1- 0	1- 0			

RPI	S	Opponent	Score	RPI	S	Opponent	Score	RPI	S	Opponent	Score	RPI	S	Opponent	Score
1	A	Notre Dame	89 71	41	A	California	76 66	76	A	Cincinnati	65 55	101	H	Ohio St.	85 53
2	A	Baylor	57 68					76	H	Cincinnati	82 38	109	A	Houston	81 61
3	A	Louisville	69 78					87	N	Purdue	86 40	109	H	Houston	83 61
15	A	UCF	78 41									114	A	South Fla.	57 47
15	H	UCF	93 57									114	H	South Fla.	63 46
15	N	UCF	66 45									114	N	South Fla.	81 45
19	H	South Carolina	97 79									116	N	St. John's (NY)	65 55
20	H	DePaul	99 63									141	H	Seton Hall	99 61
												155	A	Oklahoma	72 63
												158	A	Tulsa	68 49
												166	A	Temple	88 67
												166	H	Temple	109 74
												167	A	Tulane	75 33
												182	A	Saint Louis	98 42
												191	H	East Carolina	118 55
												191	N	East Carolina	92 65
												209	N	Vanderbilt	80 42
												230	H	SMU	79 39
												231	H	Memphis	102 45
												239	N	Ole Miss	90 50
												257	A	Wichita St.	84 47
LAST 12 Division I GAMES:															
191	N	East Carolina	92 65	158	A	Tulsa	68 49								
114	N	South Fla.	81 45	231	H	Memphis	102 45								
15	N	UCF	66 45	15	A	UCF	78 41								
114	A	South Fla.	57 47	19	H	South Carolina	97 79								
109	H	Houston	83 61	166	H	Temple	109 74								
257	A	Wichita St.	84 47	191	H	East Carolina	118 55								

Non-Div I Games:

UConn

■ Loss, 
■ Non-Conf, S Site, 
■ Home 
■ Away 
N Neutral



Average RPI Win:	316	WON-LOST	WINNING	LAST 10	STRENGTH OF	OPP. STRENGTH	TEAM	ADJ.	CONF.	ADJ CONF.
Average RPI Loss:	177	RECORD	PCT. RANK	GAMES	SCHEDULE	OF SCHEDULE	RPI	RPI	RPI	RPI
DIV. I ONLY	3- 26	345	0- 1	280	216	339	339	21	21	
DIV. I NON-CONF.	2- 9	297	0- 0	242	205	306	306	19	19	
TOTALS	RPI 1-25	RPI 26-50	W-L RECORDS	RPI 51-100	RPI 101-150	RPI 150+				
3- 26	0- 1	0- 2	OVERALL	0- 4	0- 5	3- 14				
2- 11	0- 0	0- 2	HOME	0- 2	0- 2	2- 5				
1- 13	0- 1	0- 0	AWAY	0- 2	0- 3	1- 7				
0- 2	0- 0	0- 0	NEUTRAL	0- 0	0- 0	0- 2				
2- 9	0- 1	0- 2	NON-CONFERENCE	0- 0	0- 1	2- 5				
1- 3	0- 0	0- 2	HOME	0- 0	0- 0	1- 1				
1- 4	0- 1	0- 0	AWAY	0- 0	0- 1	1- 2				
0- 2	0- 0	0- 0	NEUTRAL	0- 0	0- 0	0- 2				
1- 17	0- 0	0- 0	CONFERENCE	0- 4	0- 4	1- 9				
1- 8	0- 0	0- 0	HOME	0- 2	0- 2	1- 4				
0- 9	0- 0	0- 0	AWAY	0- 2	0- 2	0- 5				
0- 0	0- 0	0- 0	NEUTRAL	0- 0	0- 0	0- 0				

RPI 1-25				RPI 26-50				RPI 51-100				RPI 101+ Team's RPI: 339			
RPI	S	Opponent	Score	RPI	S	Opponent	Score	RPI	S	Opponent	Score	RPI	S	Opponent	Score
12	A	Marquette	32 96	33	H	UCLA	47 78	56	A	Wright St.	47 72	115	A	Northwestern	44 87
				44	H	Miami (OH)	56 65	56	H	Wright St.	46 79	121	A	Youngstown St.	29 81
								67	A	Green Bay	32 62	121	H	Youngstown St.	59 83
								67	H	Green Bay	53 77	130	A	IUPUI	43 71
												130	H	IUPUI	44 73
												194	A	Eastern Mich.	38 52
												198	A	Milwaukee	53 72
												198	H	Milwaukee	37 48
												244	A	Northern Ky.	44 78
												244	H	Northern Ky.	49 67
												245	A	Indiana St.	53 60
												249	N	Jackson St.	57 72
												253	H	Loyola Chicago	60 75
												283	A	Cleveland St.	53 71
												283	H	Cleveland St.	48 74
												284	N	Fairfield	60 68
												307	H	Valparaiso	75 65
												310	A	Oakland	57 74
												310	H	Oakland	69 65
												331	A	Evansville	62 54
												336	A	Detroit Mercy	45 62
												336	H	Detroit Mercy	36 42
LAST 12 Division I GAMES:															
				67	H	Green Bay	53 77	283	H	Cleveland St.	48 74				
				198	H	Milwaukee	37 48	244	A	Northern Ky.	44 78				
				130	H	IUPUI	44 73	56	A	Wright St.	47 72				
				310	A	Oakland	57 74	198	A	Milwaukee	53 72				
				336	A	Detroit Mercy	45 62	67	A	Green Bay	32 62				
				121	H	Youngstown St.	59 83	130	A	IUPUI	43 71				

Non-Div I Games:

UIC

■ Loss, 
 ■ Non-Conf, 
 ■ S Site, 
 ■ H Home 
 ■ A Away 
 N Neutral



Average RPI Win:	299	WON-LOST	WINNING	LAST 10	STRENGTH OF	OPP. STRENGTH	TEAM	ADJ.	CONF.	ADJ CONF.
Average RPI Loss:	175	RECORD	PCT. RANK	GAMES	SCHEDULE	OF SCHEDULE	RPI	RPI	RPI	RPI
DIV. I ONLY	7- 20	295	0- 1	272	259	303	303	23	23	
DIV. I NON-CONF.	4- 6	212	0- 0	269	257	255	255	25	25	
TOTALS	RPI 1-25	RPI 26-50	W-L RECORDS	RPI 51-100	RPI 101-150	RPI 150+				
7- 20	0- 1	0- 0	OVERALL	0- 3	0- 6	7- 10				
2- 10	0- 0	0- 0	HOME	0- 1	0- 3	2- 6				
3- 10	0- 1	0- 0	AWAY	0- 2	0- 3	3- 4				
2- 0	0- 0	0- 0	NEUTRAL	0- 0	0- 0	2- 0				
4- 6	0- 1	0- 0	NON-CONFERENCE	0- 1	0- 1	4- 3				
0- 4	0- 0	0- 0	HOME	0- 0	0- 1	0- 3				
2- 2	0- 1	0- 0	AWAY	0- 1	0- 0	2- 0				
2- 0	0- 0	0- 0	NEUTRAL	0- 0	0- 0	2- 0				
3- 14	0- 0	0- 0	CONFERENCE	0- 2	0- 5	3- 7				
2- 6	0- 0	0- 0	HOME	0- 1	0- 2	2- 3				
1- 8	0- 0	0- 0	AWAY	0- 1	0- 3	1- 4				
0- 0	0- 0	0- 0	NEUTRAL	0- 0	0- 0	0- 0				

RPI 1-25				RPI 26-50				RPI 51-100				RPI 101+ Team's RPI: 303			
RPI	S	Opponent	Score	RPI	S	Opponent	Score	RPI	S	Opponent	Score	RPI	S	Opponent	Score
14	A	Maryland	61 92					60	A	Maine	44 84	102	A	Hartford	47 92
								60	H	Maine	45 58	102	A	Hartford	48 65
								72	A	American	42 64	102	H	Hartford	52 66
												122	H	Towson	62 71
												136	A	Stony Brook	44 57
												136	H	Stony Brook	59 70
												203	H	UMES	67 73
												222	H	Mt. St. Mary's	52 65
												224	H	Hofstra	42 45
												235	A	Albany (NY)	44 64
												235	H	Albany (NY)	69 60
												252	A	Binghamton	45 67
												252	H	Binghamton	46 58
												280	A	Vermont	50 58
												280	H	Vermont	44 58
												292	N	Kennesaw St.	57 53
												302	N	UTSA	72 58
												311	A	Morgan St.	73 68
												314	A	Coppin St.	57 52
												318	A	New Hampshire	55 47
												318	H	New Hampshire	64 62
												327	A	UMass Lowell	41 62
												327	H	UMass Lowell	55 67
LAST 12 Division I GAMES:															
102	A	Hartford	48 65	252	H	Binghamton	46 58								
318	A	New Hampshire	55 47	60	H	Maine	45 58								
136	H	Stony Brook	59 70	102	A	Hartford	47 92								
235	H	Albany (NY)	69 60	136	A	Stony Brook	44 57								
280	A	Vermont	50 58	318	H	New Hampshire	64 62								
327	A	UMass Lowell	41 62	280	H	Vermont	44 58								

Non-Div I Games: Notre Dame (MD) 81 43 Eastern 81 42 Gettysburg 65 51

UMBC

Loss, Non-Conf, S Site, H Home A Away N Neutral



UMES				STRENGTH OF SCHEDULE	OPP. STRENGTH OF SCHEDULE	TEAM RPI	ADJ. RPI	CONF. RPI	ADJ CONF. RPI
Average RPI Win:	293	WON-LOST RECORD	WINNING PCT. RANK						
Average RPI Loss:	181		LAST 10 GAMES						
DIV. I ONLY	15- 13	150	1- 0	317	314	203	203	32	32
DIV. I NON-CONF.	2- 9	297	0- 0	235	62	260	260	32	32
-----									
TOTALS	RPI 1-25	RPI 26-50	W-L RECORDS	RPI 51-100	RPI 101-150	RPI 150+			
15- 13	0- 2	0- 1	OVERALL	0- 1	0- 0	15- 9			
6- 3	0- 0	0- 1	HOME	0- 0	0- 0	6- 2			
8- 10	0- 2	0- 0	AWAY	0- 1	0- 0	8- 7			
1- 0	0- 0	0- 0	NEUTRAL	0- 0	0- 0	1- 0			
2- 9	0- 2	0- 1	NON-CONFERENCE	0- 1	0- 0	2- 5			
0- 1	0- 0	0- 1	HOME	0- 0	0- 0	0- 0			
2- 8	0- 2	0- 0	AWAY	0- 1	0- 0	2- 5			
0- 0	0- 0	0- 0	NEUTRAL	0- 0	0- 0	0- 0			
13- 4	0- 0	0- 0	CONFERENCE	0- 0	0- 0	13- 4			
6- 2	0- 0	0- 0	HOME	0- 0	0- 0	6- 2			
6- 2	0- 0	0- 0	AWAY	0- 0	0- 0	6- 2			
1- 0	0- 0	0- 0	NEUTRAL	0- 0	0- 0	1- 0			

RPI 1-25				RPI 26-50				RPI 51-100				RPI 101+ Team's RPI: 203			
RPI	S	Opponent	Score	RPI	S	Opponent	Score	RPI	S	Opponent	Score	RPI	S	Opponent	Score
10	A	Syracuse	51 96	36	H	Buffalo	63 69	68	A	Georgetown	55 74	151	A	Wake Forest	67 78
18	A	Miami (FL)	53 71									191	A	East Carolina	69 84
												195	A	N.C. A&T	58 70
												195	H	N.C. A&T	49 51
												220	A	Bethune-Cookman	64 52
												222	A	Mt. St. Mary's	86 73
												226	A	George Mason	49 70
												232	A	Howard	80 73
												232	H	Howard	80 72
												259	A	Norfolk St.	59 43
												274	A	Richmond	55 57
												299	H	South Carolina St.	63 43
												299	N	South Carolina St.	57 34
												303	A	UMBC	73 67
												311	A	Morgan St.	73 68
												311	H	Morgan St.	53 57
												314	H	Coppin St.	74 54
												335	A	N.C. Central	69 61
												335	H	N.C. Central	59 49
												338	A	Longwood	71 83
												340	A	Delaware St.	62 65
												340	H	Delaware St.	69 58
												345	H	Savannah St.	78 46
												346	A	Florida A&M	68 36
LAST 12 Division I GAMES:															
299	N	South Carolina St.	57 34	335	A	N.C. Central	69 61								
340	H	Delaware St.	69 58	345	H	Savannah St.	78 46								
311	H	Morgan St.	53 57	299	H	South Carolina St.	63 43								
340	A	Delaware St.	62 65	232	A	Howard	80 73								
314	H	Coppin St.	74 54	259	A	Norfolk St.	59 43								
195	A	N.C. A&T	58 70	220	A	Bethune-Cookman	64 52								

Non-Div I Games: Regent 72 16 Cheyney 88 39

UMES

Loss, Non-Conf, S Site, H Home A Away N Neutral



Average RPI Win:	295	WON-LOST	WINNING	LAST 10	STRENGTH OF	OPP. STRENGTH	TEAM	ADJ.	CONF.	ADJ CONF.
Average RPI Loss:	170	RECORD	PCT. RANK	GAMES	SCHEDULE	OF SCHEDULE	RPI	RPI	RPI	RPI
DIV. I ONLY	14- 14	169	1- 0	299	316	229	229	30	30	
DIV. I NON-CONF.	4- 7	228	0- 0	163	214	206	206	30	30	
TOTALS	RPI 1-25	RPI 26-50	W-L RECORDS	RPI 51-100	RPI 101-150	RPI 150+				
14- 14	0- 0	0- 2	OVERALL	0- 0	0- 3	14- 9				
6- 6	0- 0	0- 0	HOME	0- 0	0- 2	6- 4				
7- 8	0- 0	0- 2	AWAY	0- 0	0- 1	7- 5				
1- 0	0- 0	0- 0	NEUTRAL	0- 0	0- 0	1- 0				
4- 7	0- 0	0- 2	NON-CONFERENCE	0- 0	0- 1	4- 4				
2- 2	0- 0	0- 0	HOME	0- 0	0- 1	2- 1				
2- 5	0- 0	0- 2	AWAY	0- 0	0- 0	2- 3				
0- 0	0- 0	0- 0	NEUTRAL	0- 0	0- 0	0- 0				
10- 7	0- 0	0- 0	CONFERENCE	0- 0	0- 2	10- 5				
4- 4	0- 0	0- 0	HOME	0- 0	0- 1	4- 3				
5- 3	0- 0	0- 0	AWAY	0- 0	0- 1	5- 2				
1- 0	0- 0	0- 0	NEUTRAL	0- 0	0- 0	1- 0				

RPI S	Opponent	Score	RPI S	Opponent	Score	RPI S	Opponent	Score	RPI S	Opponent	Score	Team's RPI: 229
30	A Missouri	59 66	31	A Kansas St.	50 61				138	A New Mexico St.	61 68	
									138	H New Mexico St.	86 90	
									139	H Illinois St.	55 62	
									154	A Kansas	55 67	
									159	A Oral Roberts	64 75	
									165	A Denver	75 92	
									172	H Louisiana Tech	80 70	
									212	A California Baptist	78 74	
									212	H California Baptist	92 95	
									226	H George Mason	84 91	
									227	A UTRGV	64 67	
									227	H UTRGV	56 75	
									238	H SIUE	80 75	
									253	A Loyola Chicago	88 74	
									266	A CSU Bakersfield	71 85	
									266	H CSU Bakersfield	57 67	
									293	A Utah Valley	68 64	
									293	H Utah Valley	97 64	
									293	N Utah Valley	78 75	
									321	A North Dakota St.	69 59	
									337	A Seattle U	86 62	
									337	H Seattle U	83 66	
									342	A Grand Canyon	65 56	
									342	H Grand Canyon	73 45	
									348	A Chicago St.	111 58	
									348	H Chicago St.	100 50	
LAST 12 Division I GAMES:												
293	N Utah Valley	78 75	266	A CSU Bakersfield	71 85							
348	H Chicago St.	100 50	342	A Grand Canyon	65 56							
227	A UTRGV	64 67	212	H California Baptist	92 95							
138	A New Mexico St.	61 68	227	H UTRGV	56 75							
293	H Utah Valley	97 64	138	H New Mexico St.	86 90							
337	H Seattle U	83 66	337	A Seattle U	86 62							

Non-Div I Games: Peru St. 98 62 Mo.-St. Louis 92 63

UMKC

Loss, Non-Conf, S Site, H Home A Away N Neutral



Average RPI Win:	<b>298</b>	WON-LOST	WINNING	LAST 10	STRENGTH OF	OPP. STRENGTH	TEAM	ADJ.	CONF.	ADJ CONF.
Average RPI Loss:	<b>193</b>	RECORD	PCT. RANK	GAMES	SCHEDULE	OF SCHEDULE	RPI	RPI	RPI	RPI
DIV. I ONLY	<b>6- 22</b>	<b>311</b>	<b>0- 1</b>	<b>297</b>	<b>296</b>	<b>327</b>	<b>327</b>	<b>23</b>	<b>23</b>	
DIV. I NON-CONF.	<b>3- 9</b>	<b>271</b>	<b>0- 0</b>	<b>293</b>	<b>338</b>	<b>306</b>	<b>306</b>	<b>25</b>	<b>25</b>	
TOTALS	RPI 1-25	RPI 26-50	W-L RECORDS	RPI 51-100	RPI 101-150	RPI 150+				
6- 22	0- 0	0- 0	OVERALL	0- 3	0- 6	6- 13				
3- 9	0- 0	0- 0	HOME	0- 1	0- 3	3- 5				
3- 13	0- 0	0- 0	AWAY	0- 2	0- 3	3- 8				
0- 0	0- 0	0- 0	NEUTRAL	0- 0	0- 0	0- 0				
3- 9	0- 0	0- 0	NON-CONFERENCE	0- 1	0- 2	3- 6				
1- 3	0- 0	0- 0	HOME	0- 0	0- 1	1- 2				
2- 6	0- 0	0- 0	AWAY	0- 1	0- 1	2- 4				
0- 0	0- 0	0- 0	NEUTRAL	0- 0	0- 0	0- 0				
3- 13	0- 0	0- 0	CONFERENCE	0- 2	0- 4	3- 7				
2- 6	0- 0	0- 0	HOME	0- 1	0- 2	2- 3				
1- 7	0- 0	0- 0	AWAY	0- 1	0- 2	1- 4				
0- 0	0- 0	0- 0	NEUTRAL	0- 0	0- 0	0- 0				

RPI 1-25				RPI 26-50				RPI 51-100				RPI 101+				Team's RPI: 327	
RPI	S	Opponent	Score	RPI	S	Opponent	Score	RPI	S	Opponent	Score	RPI	S	Opponent	Score		
								60	A	Maine	45	79	102	A	Hartford	45	69
								60	H	Maine	41	60	102	H	Hartford	44	66
								75	A	Butler	36	89	120	H	Providence	47	71
													136	A	Stony Brook	56	76
													136	H	Stony Brook	47	64
													141	A	Seton Hall	57	90
													173	A	Holy Cross	54	63
													197	A	Cornell	54	63
													206	A	Massachusetts	62	59
													210	A	Dartmouth	54	70
													235	A	Albany (NY)	56	63
													235	H	Albany (NY)	53	56
													248	H	Colgate	52	61
													252	A	Binghamton	53	58
													252	H	Binghamton	50	70
													280	A	Vermont	42	52
													280	H	Vermont	54	51
													294	H	Bryant	57	58
													303	A	UMBC	67	55
													303	H	UMBC	62	41
LAST 12 Division I GAMES:																	
				60	H	Maine	41	60					318	A	New Hampshire	46	54
				102	A	Hartford	45	69					280	A	Vermont	42	52
				252	A	Binghamton	53	58					60	A	Maine	45	79
				303	H	UMBC	62	41					252	H	Binghamton	50	70
				235	H	Albany (NY)	53	56					102	H	Hartford	44	66
				136	H	Stony Brook	47	64					235	A	Albany (NY)	56	63
	</																

Non-Div I Games: Fisher 79 45

UMass Lowell



## UNC Asheville

Through Games Of March 14, 2019

Average RPI Win:	277	WON-LOST	WINNING	LAST 10	STRENGTH OF	OPP. STRENGTH	TEAM	ADJ.	CONF.	ADJ CONF.
Average RPI Loss:	147	RECORD	PCT. RANK	GAMES	SCHEDULE	OF SCHEDULE	RPI	RPI	RPI	RPI
DIV. I ONLY	16- 13	143	1- 0	240	308	178	178	27	27	
DIV. I NON-CONF.	4- 6	212	0- 0	124	267	189	189	29	29	
TOTALS	RPI 1-25	RPI 26-50	W-L RECORDS	RPI 51-100	RPI 101-150	RPI 150+				
16- 13	0- 0	0- 0	OVERALL	0- 4	1- 4	15- 5				
12- 2	0- 0	0- 0	HOME	0- 1	1- 0	11- 1				
4- 11	0- 0	0- 0	AWAY	0- 3	0- 4	4- 4				
0- 0	0- 0	0- 0	NEUTRAL	0- 0	0- 0	0- 0				
4- 6	0- 0	0- 0	NON-CONFERENCE	0- 2	0- 3	4- 1				
4- 0	0- 0	0- 0	HOME	0- 0	0- 0	4- 0				
0- 6	0- 0	0- 0	AWAY	0- 2	0- 3	0- 1				
0- 0	0- 0	0- 0	NEUTRAL	0- 0	0- 0	0- 0				
12- 7	0- 0	0- 0	CONFERENCE	0- 2	1- 1	11- 4				
8- 2	0- 0	0- 0	HOME	0- 1	1- 0	7- 1				
4- 5	0- 0	0- 0	AWAY	0- 1	0- 1	4- 3				
0- 0	0- 0	0- 0	NEUTRAL	0- 0	0- 0	0- 0				

RPI	S	Opponent	Score	RPI	S	Opponent	Score	RPI	S	Opponent	Score	RPI	S	Opponent	Score	Team's RPI: 178
57	A	Tennessee	46 73	104	A	Charlotte	53 70	113	A	High Point	81 82	113	H	High Point	67 56	
70	A	Middle Tenn.	46 67	131	A	Mercer	47 61	146	A	Tennessee Tech	53 60	153	H	Davidson	69 56	
88	A	Radford	46 60	190	A	Furman	47 58	202	H	Hampton	58 61	205	A	Campbell	48 49	
88	H	Radford	44 45	205	H	Campbell	60 52	240	H	ETSU	56 55	242	A	Gardner-Webb	59 69	
LAST 12 Division I GAMES:																
242	H	Gardner-Webb	72 56	306	A	Winthrop	55 43	315	H	Presbyterian	51 45	341	H	Western Caro.	74 49	
113	A	High Point	81 82	205	A	Campbell	48 49	343	A	USC Upstate	93 86	343	H	USC Upstate	56 53	
279	H	Charleston So.	62 45	279	A	Charleston So.	59 70									
88	H	Radford	44 45	306	H	Winthrop	70 36									
343	H	USC Upstate	56 53	315	A	Presbyterian	52 43									
338	A	Longwood	68 57													

Non-Div I Games: Warren Wilson 92 31

UNC Asheville

■ Loss, 
 ■ Non-Conf, 
 ■ S Site, 
 ■ H Home 
 ■ A Away 
 N Neutral



Average RPI Win: 253		WON-LOST	WINNING	LAST 10	STRENGTH OF	OPP. STRENGTH	TEAM	ADJ.	CONF.	ADJ CONF.
Average RPI Loss: 187		RECORD	PCT. RANK	GAMES	SCHEDULE	OF SCHEDULE	RPI	RPI	RPI	RPI
DIV. I ONLY		7- 19	289	0- 1	286	248	308	308	28	28
DIV. I NON-CONF.		2- 9	297	0- 0	184	221	286	286	24	24
TOTALS	RPI 1-25	RPI 26-50		W-L RECORDS		RPI 51-100	RPI 101-150	RPI 150+		
7- 19	0- 0	0- 1		OVERALL		0- 0	0- 6	7- 12		
5- 4	0- 0	0- 0		HOME		0- 0	0- 1	5- 3		
1- 13	0- 0	0- 1		AWAY		0- 0	0- 4	1- 8		
1- 2	0- 0	0- 0		NEUTRAL		0- 0	0- 1	1- 1		
2- 9	0- 0	0- 1		NON-CONFERENCE		0- 0	0- 4	2- 4		
1- 1	0- 0	0- 0		HOME		0- 0	0- 0	1- 1		
0- 7	0- 0	0- 1		AWAY		0- 0	0- 3	0- 3		
1- 1	0- 0	0- 0		NEUTRAL		0- 0	0- 1	1- 0		
5- 10	0- 0	0- 0		CONFERENCE		0- 0	0- 2	5- 8		
4- 3	0- 0	0- 0		HOME		0- 0	0- 1	4- 2		
1- 6	0- 0	0- 0		AWAY		0- 0	0- 1	1- 5		
0- 1	0- 0	0- 0		NEUTRAL		0- 0	0- 0	0- 1		

[illegible]

Non-Div I Games:	Pfeiffer	92	23	UNC Pembroke	72	32	Lees-McRae	92	36	Young Harris	62	29	UNC Greensboro
------------------	----------	----	----	--------------	----	----	------------	----	----	--------------	----	----	----------------

Loss, Non-Conf, S Site, H Home A Away N Neutral



Average RPI Win: <b>224</b>	WON-LOST	WINNING	LAST 10	STRENGTH OF	OPP. STRENGTH	TEAM	ADJ.	CONF.	ADJ CONF.
Average RPI Loss: <b>88</b>	RECORD	PCT. RANK	GAMES	SCHEDULE	OF SCHEDULE	RPI	RPI	RPI	RPI
DIV. I ONLY	16- 12	131	0- 1	150	124	123	123	10	10
DIV. I NON-CONF.	5- 4	139	0- 0	283	228	167	167	10	10
TOTALS	RPI 1-25	RPI 26-50	W-L RECORDS	RPI 51-100	RPI 101-150	RPI 150+			
16- 12	0- 0	1- 3	OVERALL	1- 5	2- 3	12- 1			
11- 1	0- 0	1- 0	HOME	1- 1	2- 0	7- 0			
5- 10	0- 0	0- 3	AWAY	0- 3	0- 3	5- 1			
0- 1	0- 0	0- 0	NEUTRAL	0- 1	0- 0	0- 0			
5- 4	0- 0	0- 2	NON-CONFERENCE	0- 1	0- 1	5- 0			
3- 0	0- 0	0- 0	HOME	0- 0	0- 0	3- 0			
2- 4	0- 0	0- 2	AWAY	0- 1	0- 1	2- 0			
0- 0	0- 0	0- 0	NEUTRAL	0- 0	0- 0	0- 0			
11- 8	0- 0	1- 1	CONFERENCE	1- 4	2- 2	7- 1			
8- 1	0- 0	1- 0	HOME	1- 1	2- 0	4- 0			
3- 6	0- 0	0- 1	AWAY	0- 2	0- 2	3- 1			
0- 1	0- 0	0- 0	NEUTRAL	0- 1	0- 0	0- 0			

RPI 1-25			RPI 26-50			RPI 51-100			RPI 101+			Team's RPI: 123			
RPI	S	Opponent	Score	RPI	S	Opponent	Score	RPI	S	Opponent	Score	RPI	S	Opponent	Score
				32	A	Ohio	72 95	63	A	Drexel	55 67	122	A	Towson	61 82
				35	A	James Madison	51 58	63	H	Drexel	53 65	122	H	Towson	77 73
				35	H	James Madison	66 63	92	A	VCU	47 58	127	A	Pittsburgh	56 60
				37	A	North Carolina	55 82	94	A	Northeastern	54 83	137	A	Delaware	53 65
								94	H	Northeastern	83 70	137	H	Delaware	72 64
								94	N	Northeastern	64 75	161	A	William & Mary	64 70
												161	H	William & Mary	66 58
												191	A	East Carolina	71 68
												224	A	Hofstra	61 51
												224	H	Hofstra	89 54
												237	A	Elon	75 70
												237	H	Elon	76 51
												296	A	Col. of Charleston	66 62
												296	H	Col. of Charleston	71 49
												315	H	Presbyterian	63 48
												335	A	N.C. Central	89 82
												338	H	Longwood	35 33
												342	H	Grand Canyon	77 55
LAST 12 Division I GAMES:															
				94	N	Northeastern	64 75	35	A	James Madison	51 58				
				296	A	Col. of Charleston	66 62	122	A	Towson	61 82				
				224	A	Hofstra	61 51	161	H	William & Mary	66 58				
				94	A	Northeastern	54 83	237	H	Elon	76 51				
				137	H	Delaware	72 64	94	H	Northeastern	83 70				
				63	H	Drexel	53 65	224	H	Hofstra	89 54				

Non-Div I Games: Fayetteville St. 72 54 Belmont Abbey 74 58

UNCW

Loss, Non-Conf, S Site, H Home A Away N Neutral



Average RPI Win:	225	WON-LOST	WINNING	LAST 10	STRENGTH OF	OPP. STRENGTH	TEAM	ADJ.	CONF.	ADJ CONF.
Average RPI Loss:	60	RECORD	PCT. RANK	GAMES	SCHEDULE	OF SCHEDULE	RPI	RPI	RPI	RPI
DIV. I ONLY	18- 11	106	0- 1	93	136	88	88	13	13	
DIV. I NON-CONF.	6- 5	143	0- 1	62	38	69	69	15	15	
TOTALS	RPI 1-25	RPI 26-50	W-L RECORDS	RPI 51-100	RPI 101-150	RPI 150+				
18- 11	0- 4	0- 2	OVERALL	1- 2	6- 3	11- 0				
10- 3	0- 1	0- 0	HOME	1- 1	3- 1	6- 0				
8- 7	0- 3	0- 1	AWAY	0- 1	3- 2	5- 0				
0- 1	0- 0	0- 1	NEUTRAL	0- 0	0- 0	0- 0				
6- 5	0- 2	0- 2	NON-CONFERENCE	1- 0	2- 1	3- 0				
4- 0	0- 0	0- 0	HOME	1- 0	1- 0	2- 0				
2- 4	0- 2	0- 1	AWAY	0- 0	1- 1	1- 0				
0- 1	0- 0	0- 1	NEUTRAL	0- 0	0- 0	0- 0				
12- 6	0- 2	0- 0	CONFERENCE	0- 2	4- 2	8- 0				
6- 3	0- 1	0- 0	HOME	0- 1	2- 1	4- 0				
6- 3	0- 1	0- 0	AWAY	0- 1	2- 1	4- 0				
0- 0	0- 0	0- 0	NEUTRAL	0- 0	0- 0	0- 0				

RPI S	Opponent	Score	RPI S	Opponent	Score	RPI S	Opponent	Score	RPI S	Opponent	Score
7	A Iowa	57 83	31	A Kansas St.	62 72	69	A Missouri St.	48 58	125	A Northern Ill.	59 70
12	A Marquette	61 102	38	N Boise St.	60 61	69	H Missouri St.	58 63	130	A IUPUI	53 40
16	A Drake	61 76				93	H Creighton	65 55	137	H Delaware	79 67
16	H Drake	64 88							139	A Illinois St.	64 66
									139	H Illinois St.	53 54
									148	A Southern Ill.	76 67
									148	H Southern Ill.	65 53
									149	A Bradley	81 78
									149	H Bradley	61 57
									223	H North Dakota	64 60
									245	A Indiana St.	71 51
									245	H Indiana St.	71 63
									253	A Loyola Chicago	71 65
									253	H Loyola Chicago	64 52
									273	A Long Beach St.	71 64
									307	A Valparaiso	64 56
									307	H Valparaiso	71 52
									326	H Omaha	79 50
									331	A Evansville	74 46
									331	H Evansville	95 46
LAST 12 Division I GAMES:											
125	A Northern Ill.	59 70	331	H Evansville	95 46						
12	A Marquette	61 102	245	H Indiana St.	71 63						
139	H Illinois St.	53 54	16	A Drake	61 76						
149	H Bradley	61 57	307	A Valparaiso	64 56						
148	A Southern Ill.	76 67	253	A Loyola Chicago	71 65						
69	A Missouri St.	48 58	69	H Missouri St.	58 63						

Non-Div I Games: Minnesota St. 73 56

UNI

Loss, Non-Conf, S Site, H Home A Away N Neutral



Average RPI Win:	239	WON-LOST	WINNING	LAST 10	STRENGTH OF	OPP. STRENGTH	TEAM	ADJ.	CONF.	ADJ CONF.
Average RPI Loss:	114	RECORD	PCT. RANK	GAMES	SCHEDULE	OF SCHEDULE	RPI	RPI	RPI	RPI
DIV. I ONLY	12- 18	227	0- 1	115	140	204	204	15	15	
DIV. I NON-CONF.	2- 9	297	0- 0	67	162	269	269	12	12	
TOTALS	RPI 1-25	RPI 26-50	W-L RECORDS	RPI 51-100	RPI 101-150	RPI 150+				
12- 18	0- 1	0- 2	OVERALL	1- 7	0- 3	11- 5				
9- 8	0- 1	0- 1	HOME	1- 4	0- 1	8- 1				
3- 10	0- 0	0- 1	AWAY	0- 3	0- 2	3- 4				
0- 0	0- 0	0- 0	NEUTRAL	0- 0	0- 0	0- 0				
2- 9	0- 1	0- 0	NON-CONFERENCE	0- 4	0- 1	2- 3				
2- 5	0- 1	0- 0	HOME	0- 3	0- 0	2- 1				
0- 4	0- 0	0- 0	AWAY	0- 1	0- 1	0- 2				
0- 0	0- 0	0- 0	NEUTRAL	0- 0	0- 0	0- 0				
10- 9	0- 0	0- 2	CONFERENCE	1- 3	0- 2	9- 2				
7- 3	0- 0	0- 1	HOME	1- 1	0- 1	6- 0				
3- 6	0- 0	0- 1	AWAY	0- 2	0- 1	3- 2				
0- 0	0- 0	0- 0	NEUTRAL	0- 0	0- 0	0- 0				

RPI	S	Opponent	Score	RPI	S	Opponent	Score	RPI	S	Opponent	Score	RPI	S	Opponent	Score	Team's RPI: 204
13	H	Gonzaga	59 70	38	A	Boise St.	38 53	52	H	Southern California	72 86	110	A	Portland St.	49 58	
				38	H	Boise St.	57 64	54	A	New Mexico	77 80	118	A	Fresno St.	55 73	
								54	H	New Mexico	66 57	118	H	Fresno St.	55 66	
								56	H	Wright St.	52 68	170	A	UC Irvine	55 57	
								61	A	Wyoming	62 90	180	H	Utah St.	77 56	
								61	H	Wyoming	49 64	199	H	Hawaii	61 66	
								70	H	Middle Tenn.	62 66	207	A	San Diego St.	62 49	
								77	A	Duke	38 66	207	H	San Diego St.	71 57	
												211	H	Florida	56 53	
												245	A	Nevada	62 70	
												245	H	Nevada	67 58	
												281	A	Colorado St.	49 52	
												281	H	Colorado St.	60 45	
												288	H	UC Santa Barbara	69 51	
												297	A	Air Force	62 47	
												297	H	Air Force	66 56	
												298	A	San Jose St.	53 43	
												298	H	San Jose St.	74 70	
												299	A	South Carolina St.	49 58	
LAST 12 Division I GAMES:																
118	H	Fresno St.	55 66	245	H	Nevada	67 58									
299	A	South Carolina St.	49 58	207	A	San Diego St.	62 49									
211	H	Florida	56 53	61	H	Wyoming	49 64									
70	H	Middle Tenn.	62 66	298	H	San Jose St.	74 70									
281	H	Colorado St.	60 45	297	A	Air Force	62 47									
38	A	Boise St.	38 53	118	A	Fresno St.	55 73									

Non-Div I Games:

UNLV

■ Loss, 
 ■ Non-Conf, 
 ■ S Site, 
 ■ H Home 
 ■ A Away 
 N Neutral



## USC Upstate

## Through Games Of March 14, 2019

Average RPI Win:	321	WON-LOST	WINNING	LAST 10	STRENGTH OF	OPP. STRENGTH	TEAM	ADJ.	CONF.	ADJ CONF.
Average RPI Loss:	220	RECORD	PCT. RANK	GAMES	SCHEDULE	OF SCHEDULE	RPI	RPI	RPI	RPI
DIV. I ONLY	4- 23	337	0- 1	329	319	343	343	27	27	
DIV. I NON-CONF.	1- 7	319	0- 0	320	331	336	336	29	29	
TOTALS	RPI 1-25	RPI 26-50	W-L RECORDS	RPI 51-100	RPI 101-150	RPI 150+				
4- 23	0- 0	0- 0	OVERALL	0- 4	0- 1	4- 18				
2- 7	0- 0	0- 0	HOME	0- 1	0- 1	2- 5				
2- 16	0- 0	0- 0	AWAY	0- 3	0- 0	2- 13				
0- 0	0- 0	0- 0	NEUTRAL	0- 0	0- 0	0- 0				
1- 7	0- 0	0- 0	NON-CONFERENCE	0- 2	0- 0	1- 5				
0- 0	0- 0	0- 0	HOME	0- 0	0- 0	0- 0				
1- 7	0- 0	0- 0	AWAY	0- 2	0- 0	1- 5				
0- 0	0- 0	0- 0	NEUTRAL	0- 0	0- 0	0- 0				
3- 16	0- 0	0- 0	CONFERENCE	0- 2	0- 1	3- 13				
2- 7	0- 0	0- 0	HOME	0- 1	0- 1	2- 5				
1- 9	0- 0	0- 0	AWAY	0- 1	0- 0	1- 8				
0- 0	0- 0	0- 0	NEUTRAL	0- 0	0- 0	0- 0				

RPI 1-25				RPI 26-50				RPI 51-100				RPI 101+				Team's RPI: 343	
RPI	S	Opponent	Score	RPI	S	Opponent	Score	RPI	S	Opponent	Score	RPI	S	Opponent	Score		
								73	A	Virginia Tech	45	96	113	H	High Point	61	87
								88	A	Radford	43	55	178	A	UNC Asheville	53	56
								88	H	Radford	41	82	178	H	UNC Asheville	86	93
								95	A	Nebraska	64	87	190	A	Furman	67	78
												191	A	East Carolina	53	63	
												202	A	Hampton	43	67	
												205	A	Campbell	41	61	
												205	H	Campbell	49	59	
												242	A	Gardner-Webb	72	92	
												242	H	Gardner-Webb	67	75	
												279	A	Charleston So.	52	67	
												279	A	Charleston So.	62	74	
												279	H	Charleston So.	75	78	
												299	A	South Carolina St.	66	71	
												306	A	Winthrop	76	50	
												306	H	Winthrop	58	49	
												315	A	Presbyterian	54	70	
												315	H	Presbyterian	58	66	
												326	A	Omaha	69	96	
												335	A	N.C. Central	82	63	
												338	A	Longwood	58	80	
												338	H	Longwood	72	67	
												341	A	Western Caro.	64	68	
LAST 12 Division I GAMES:																	
				279	A	Charleston So.	52	67		315	H	Presbyterian	58	66			
				242	H	Gardner-Webb	67	75		338	A	Longwood	58	80			
				205	H	Campbell	49	59		279	A	Charleston So.	62	74			
				88	A	Radford	43	55		205	A	Campbell	41	61			
				306	H	Winthrop	58	49		88	H	Radford	41	82			
				178	A	UNC Asheville	53	56		202	A	Hampton	43	67			

Non-Div I Games: Brevard 71 53 Converse 69 51 UNKNOWN 101 53

USC Upstate

Loss, Non-Conf, S Site, H Home A Away N Neutral



Average RPI Win: 200				STRENGTH OF		OPP. STRENGTH	TEAM	ADJ.	CONF.	ADJ CONF.
Average RPI Loss: 88				SCHEDULE		OF SCHEDULE	RPI	RPI	RPI	RPI
WON-LOST		WINNING	LAST 10							
RECORD		PCT. RANK	GAMES							
23- 6		32	1- 0	212		122	71	71	12	12
8- 3		72	0- 0	265		134	125	125	14	14
TOTALS		RPI 1-25	RPI 26-50	W-L RECORDS		RPI 51-100	RPI 101-150	RPI 150+		
23- 6	0- 0	0- 0		OVERALL		1- 4	5- 2	17- 0		
11- 3	0- 0	0- 0		HOME		1- 3	3- 0	7- 0		
12- 3	0- 0	0- 0		AWAY		0- 1	2- 2	10- 0		
0- 0	0- 0	0- 0		NEUTRAL		0- 0	0- 0	0- 0		
8- 3	0- 0	0- 0		NON-CONFERENCE		0- 2	1- 1	7- 0		
3- 2	0- 0	0- 0		HOME		0- 2	0- 0	3- 0		
5- 1	0- 0	0- 0		AWAY		0- 0	1- 1	4- 0		
0- 0	0- 0	0- 0		NEUTRAL		0- 0	0- 0	0- 0		
15- 3	0- 0	0- 0		CONFERENCE		1- 2	4- 1	10- 0		
8- 1	0- 0	0- 0		HOME		1- 1	3- 0	4- 0		
7- 2	0- 0	0- 0		AWAY		0- 1	1- 1	6- 0		
0- 0	0- 0	0- 0		NEUTRAL		0- 0	0- 0	0- 0		

[illegible]

Non-Div I Games:

UT Arlington

Loss, Non-Conf, S Site, H Home A Away N Neutral



Average RPI Win:	<b>242</b>	WON-LOST	WINNING	LAST 10	STRENGTH OF	OPP. STRENGTH	TEAM	ADJ.	CONF.	ADJ CONF.
Average RPI Loss:	<b>130</b>	RECORD	PCT. RANK	GAMES	SCHEDULE	OF SCHEDULE	RPI	RPI	RPI	RPI
DIV. I ONLY	<b>21- 9</b>	<b>60</b>	<b>2- 0</b>	<b>242</b>	<b>239</b>	<b>111</b>	<b>111</b>	<b>22</b>	<b>22</b>	
DIV. I NON-CONF.	<b>6- 3</b>	<b>91</b>	<b>0- 0</b>	<b>253</b>	<b>114</b>	<b>106</b>	<b>106</b>	<b>22</b>	<b>22</b>	
TOTALS	RPI 1-25	RPI 26-50	W-L RECORDS	RPI 51-100	RPI 101-150	RPI 150+				
21- 9	0- 1	1- 2	OVERALL	0- 0	2- 4	18- 2				
12- 1	0- 0	1- 0	HOME	0- 0	1- 1	10- 0				
7- 7	0- 1	0- 1	AWAY	0- 0	0- 3	7- 2				
2- 1	0- 0	0- 1	NEUTRAL	0- 0	1- 0	1- 0				
6- 3	0- 1	0- 0	NON-CONFERENCE	0- 0	1- 2	5- 0				
4- 0	0- 0	0- 0	HOME	0- 0	1- 0	3- 0				
2- 3	0- 1	0- 0	AWAY	0- 0	0- 2	2- 0				
0- 0	0- 0	0- 0	NEUTRAL	0- 0	0- 0	0- 0				
15- 6	0- 0	1- 2	CONFERENCE	0- 0	1- 2	13- 2				
8- 1	0- 0	1- 0	HOME	0- 0	0- 1	7- 0				
5- 4	0- 0	0- 1	AWAY	0- 0	0- 1	5- 2				
2- 1	0- 0	0- 1	NEUTRAL	0- 0	1- 0	1- 0				

RPI 1-25				RPI 26-50				RPI 51-100				RPI 101+ Team's RPI: 111			
RPI	S	Opponent	Score	RPI	S	Opponent	Score	RPI	S	Opponent	Score	RPI	S	Opponent	Score
3	A	Louisville	62 <b>102</b>	45	A	Belmont	86 <b>100</b>					115	A	Northwestern	64 <b>90</b>
				45	H	Belmont	71 68					129	A	Morehead St.	75 <b>85</b>
				45	N	Belmont	53 <b>59</b>					129	N	Morehead St.	68 58
												130	A	IUPUI	72 <b>73</b>
												146	H	Tennessee Tech	76 <b>80</b>
												148	H	Southern Ill.	95 94
												168	A	Chattanooga	81 79
												188	H	Arkansas St.	97 91
												213	H	Jacksonville St.	77 72
												238	A	SIUE	75 48
												238	H	SIUE	68 55
												243	A	Southeast Mo. St.	80 73
												243	H	Southeast Mo. St.	61 50
												259	A	Austin Peay	59 58
												259	H	Austin Peay	74 65
												262	A	Murray St.	73 <b>76</b>
												262	H	Murray St.	75 67
												262	N	Murray St.	77 56
												289	H	Samford	89 68
												295	A	Eastern Ill.	71 <b>77</b>
												295	H	Eastern Ill.	90 66
												304	A	Tennessee St.	73 61
												304	H	Tennessee St.	83 60
												329	H	Mississippi Val.	110 51
												330	A	Lipscomb	62 53
												333	A	Eastern Ky.	87 61
LAST 12 Division I GAMES:															
				262	N	Murray St.	77 56	262	A	Murray St.	73 <b>76</b>				
				129	N	Morehead St.	68 58	238	A	SIUE	75 48				
				45	N	Belmont	53 <b>59</b>	243	H	Southeast Mo. St.	61 50				
				304	H	Tennessee St.	83 60	146	H	Tennessee Tech	76 <b>80</b>				
				45	H	Belmont	71 68	213	H	Jacksonville St.	77 72				
				259	A	Austin Peay	59 58	45	A	Belmont	86 <b>100</b>				

Non-Div I Games: Ala.-Huntsville 100 69 Christian Bros. 108 82

UT Martin

■ Loss, 
 ■ Non-Conf, S Site, 
 ■ Home 
 ■ Away 
 N Neutral



U  
T  
E  
P

U  
T  
E  
P

UTEP

Page 347



Average RPI Loss: 184

Average RPI Win: 289		WON-LOST	WINNING	LAST 10	STRENGTH OF	OPP. STRENGTH	TEAM	ADJ.	CONF.	ADJ CONF.	
Average RPI Loss: 184		RECORD	PCT. RANK	GAMES	SCHEDULE	OF SCHEDULE	RPI	RPI	RPI	RPI	
DIV. I ONLY		15- 13	150	1- 0	311	302	227	227	30	30	
DIV. I NON-CONF.		4- 7	228	0- 0	155	165	208	208	30	30	
-----											
TOTALS	RPI 1-25		RPI 26-50		W-L RECORDS		RPI 51-100		RPI 101-150		RPI 150+
15- 13	0- 2		0- 1		OVERALL		0- 0		0- 2		15- 8
8- 5	0- 0		0- 1		HOME		0- 0		0- 1		8- 3
6- 8	0- 2		0- 0		AWAY		0- 0		0- 1		6- 5
1- 0	0- 0		0- 0		NEUTRAL		0- 0		0- 0		1- 0
4- 7	0- 2		0- 1		NON-CONFERENCE		0- 0		0- 0		4- 4
2- 3	0- 0		0- 1		HOME		0- 0		0- 0		2- 2
2- 4	0- 2		0- 0		AWAY		0- 0		0- 0		2- 2
0- 0	0- 0		0- 0		NEUTRAL		0- 0		0- 0		0- 0
11- 6	0- 0		0- 0		CONFERENCE		0- 0		0- 2		11- 4
6- 2	0- 0		0- 0		HOME		0- 0		0- 1		6- 1
4- 4	0- 0		0- 0		AWAY		0- 0		0- 1		4- 3
1- 0	0- 0		0- 0		NEUTRAL		0- 0		0- 0		1- 0

RPI 1-25					
RPI	S	Opponent	Score		
2	A	Baylor	37	98	
17	A	Texas A&M	61	84	

RPI 26-50					
RPI	S	Opponent	Score		
29	H	Texas	66	81	

RPI 51-100					
RPI	S	Opponent	Score		

RPI 101+					
RPI	S	Opponent	Score		
138	A	New Mexico St.	63	71	
138	H	New Mexico St.	67	70	
185	H	Prairie View	57	50	
206	A	Massachusetts	70	74	
212	A	California Baptist	63	66	
212	H	California Baptist	60	56	
228	H	Texas Southern	55	69	
229	A	UMKC	75	56	
229	H	UMKC	67	64	
264	A	A&M-Corpus Christi	70	57	
264	H	A&M-Corpus Christi	49	59	
266	A	CSU Bakersfield	63	68	
266	H	CSU Bakersfield	64	56	
271	H	Louisiana	75	60	
287	A	Canisius	57	53	
293	A	Utah Valley	57	72	
293	H	Utah Valley	55	57	
302	A	UTSA	58	61	
337	A	Seattle U	74	70	
337	H	Seattle U	69	56	
337	N	Seattle U	56	54	
342	A	Grand Canyon	66	50	
342	H	Grand Canyon	49	42	
348	A	Chicago St.	71	55	
348	H	Chicago St.	84	38	

Team's RPI: 227					
-----------------	--	--	--	--	--

LAST 12 Division I GAMES:					
337	N	Seattle U	56	54	
212	A	California Baptist	63	66	
229	H	UMKC	67	64	
348	H	Chicago St.	84	38	
138	H	New Mexico St.	67	70	
293	A	Utah Valley	57	72	
337	A	Seattle U	74	70	
266	H	CSU Bakersfield	64	56	
342	H	Grand Canyon	49	42	
229	A	UMKC	75	56	
348	A	Chicago St.	71	55	
138	A	New Mexico St.	63	71	

Non-Div I Games:	Texas Lutheran	82	38	UNKNOWN	74	43
------------------	----------------	----	----	---------	----	----

UTRGV

Loss, Non-Conf, S Site, H Home A Away N Neutral



Average RPI Win:	233	WON-LOST	WINNING	LAST 10	STRENGTH OF	OPP. STRENGTH	TEAM	ADJ.	CONF.	ADJ CONF.
Average RPI Loss:	158	RECORD	PCT. RANK	GAMES	SCHEDULE	OF SCHEDULE	RPI	RPI	RPI	RPI
DIV. I ONLY	5- 21	324	0- 1	152	174	302	302	14	14	
DIV. I NON-CONF.	3- 7	256	0- 0	217	230	294	294	17	17	
TOTALS	RPI 1-25	RPI 26-50	W-L RECORDS	RPI 51-100	RPI 101-150	RPI 150+				
5- 21	0- 0	0- 3	OVERALL	0- 4	0- 4	5- 10				
4- 10	0- 0	0- 1	HOME	0- 3	0- 1	4- 5				
1- 10	0- 0	0- 2	AWAY	0- 1	0- 3	1- 4				
0- 1	0- 0	0- 0	NEUTRAL	0- 0	0- 0	0- 1				
3- 7	0- 0	0- 1	NON-CONFERENCE	0- 1	0- 2	3- 3				
3- 3	0- 0	0- 0	HOME	0- 0	0- 1	3- 2				
0- 3	0- 0	0- 1	AWAY	0- 1	0- 1	0- 0				
0- 1	0- 0	0- 0	NEUTRAL	0- 0	0- 0	0- 1				
2- 14	0- 0	0- 2	CONFERENCE	0- 3	0- 2	2- 7				
1- 7	0- 0	0- 1	HOME	0- 3	0- 0	1- 3				
1- 7	0- 0	0- 1	AWAY	0- 0	0- 2	1- 4				
0- 0	0- 0	0- 0	NEUTRAL	0- 0	0- 0	0- 0				

RPI S	Opponent	Score	RPI S	Opponent	Score	RPI S	Opponent	Score	RPI S	Opponent	Score	Team's RPI: 302
29	A Texas	54 98	70	H Middle Tenn.	52 72	104	A Charlotte	54 66				
34	A Rice	54 85	71	A UT Arlington	48 53	108	A Old Dominion	47 72				
34	H Rice	46 72	96	H UAB	42 59	130	H IUPUI	50 58				
			97	H Western Ky.	62 81	141	A Seton Hall	53 84				
						163	H Texas St.	60 68				
						172	H Louisiana Tech	70 68				
						175	A North Texas	57 54				
						180	H Utah St.	56 62				
						196	A Southern Miss.	39 72				
						196	H Southern Miss.	45 70				
						219	H Marshall	72 79				
						227	H UTRGV	61 58				
						256	A UTEP	73 77				
						256	H UTEP	60 73				
						276	H San Diego	87 77				
						303	N UMBC	58 72				
						305	A Fla. Atlantic	70 86				
						313	H Weber St.	66 59				
						323	A FIU	40 51				
LAST 12 Division I GAMES:												
34	H Rice	46 72	323	A FIU	40 51							
196	A Southern Miss.	39 72	219	H Marshall	72 79							
256	A UTEP	73 77	97	H Western Ky.	62 81							
172	H Louisiana Tech	70 68	108	A Old Dominion	47 72							
196	H Southern Miss.	45 70	104	A Charlotte	54 66							
305	A Fla. Atlantic	70 86	96	H UAB	42 59							

Non-Div I Games: Concordia (TX) 78 51 Tex. A&M-Kingsville 86 55

UTSA

Loss, Non-Conf, S Site, H Home A Away N Neutral



Average RPI Win:	170	WON-LOST	WINNING	LAST 10	STRENGTH OF	OPP. STRENGTH	TEAM	ADJ.	CONF.	ADJ CONF.
Average RPI Loss:	46	RECORD	PCT. RANK	GAMES	SCHEDULE	OF SCHEDULE	RPI	RPI	RPI	RPI
DIV. I ONLY	20- 10	79	0- 1	156	25	91	91	2	2	
DIV. I NON-CONF.	11- 0	1	0- 0	304	191	56	56	2	2	
TOTALS	RPI 1-25	RPI 26-50	W-L RECORDS	RPI 51-100	RPI 101-150	RPI 150+				
20- 10	2- 4	1- 2	OVERALL	1- 3	3- 1	13- 0				
13- 3	2- 1	1- 1	HOME	1- 1	2- 0	7- 0				
5- 6	0- 3	0- 1	AWAY	0- 2	1- 0	4- 0				
2- 1	0- 0	0- 0	NEUTRAL	0- 0	0- 1	2- 0				
11- 0	1- 0	0- 0	NON-CONFERENCE	0- 0	1- 0	9- 0				
7- 0	1- 0	0- 0	HOME	0- 0	1- 0	5- 0				
2- 0	0- 0	0- 0	AWAY	0- 0	0- 0	2- 0				
2- 0	0- 0	0- 0	NEUTRAL	0- 0	0- 0	2- 0				
9- 10	1- 4	1- 2	CONFERENCE	1- 3	2- 1	4- 0				
6- 3	1- 1	1- 1	HOME	1- 1	1- 0	2- 0				
3- 6	0- 3	0- 1	AWAY	0- 2	1- 0	2- 0				
0- 1	0- 0	0- 0	NEUTRAL	0- 0	0- 1	0- 0				

RPI S	Opponent	Score	RPI S	Opponent	Score	RPI S	Opponent	Score	RPI S	Opponent	Score
4	H Stanford	75 68	33	A UCLA	60 76	52	A Southern California	77 83	107	H Idaho St.	74 60
5	A Oregon	65 87	33	H UCLA	90 100	52	H Southern California	80 84	133	A Washington	58 43
23	A Arizona St.	58 60	41	H California	87 74	79	A Arizona	55 66	133	H Washington	88 56
23	H Arizona St.	63 65				79	H Arizona	80 64	133	N Washington	54 64
24	A Oregon St.	63 71							156	H Alabama	72 62
25	H BYU	78 67							160	A Washington St.	72 68
									160	H Washington St.	75 67
									177	A Colorado	76 61
									177	H Colorado	78 59
									181	A Eastern Wash.	95 51
									199	N Hawaii	73 48
									211	N Florida	74 58
									245	A Nevada	74 52
									273	H Long Beach St.	82 59
									293	H Utah Valley	85 47
									313	H Weber St.	77 56
									337	H Seattle U	89 62
LAST 12 Division I GAMES:											
133	N Washington	54 64	23	A Arizona St.	58 60						
199	N Hawaii	73 48	79	A Arizona	55 66						
52	A Southern California	77 83	33	H UCLA	90 100						
33	A UCLA	60 76	52	H Southern California	80 84						
160	H Washington St.	75 67	24	A Oregon St.	63 71						
133	H Washington	88 56	5	A Oregon	65 87						

Non-Div I Games:

Utah



Average RPI Win:	231	WON-LOST	WINNING	LAST 10	STRENGTH OF	OPP. STRENGTH	TEAM	ADJ.	CONF.	ADJ CONF.
Average RPI Loss:	126	RECORD	PCT. RANK	GAMES	SCHEDULE	OF SCHEDULE	RPI	RPI	RPI	RPI
DIV. I ONLY	15- 15	169	1- 0	238	103	180	180	15	15	
DIV. I NON-CONF.	4- 6	212	0- 0	236	28	213	213	12	12	
TOTALS	RPI 1-25	RPI 26-50	W-L RECORDS	RPI 51-100	RPI 101-150	RPI 150+				
15- 15	0- 2	1- 0	OVERALL	1- 5	0- 2	13- 6				
7- 6	0- 2	1- 0	HOME	1- 1	0- 1	5- 2				
7- 6	0- 0	0- 0	AWAY	0- 2	0- 1	7- 3				
1- 3	0- 0	0- 0	NEUTRAL	0- 2	0- 0	1- 1				
4- 6	0- 2	0- 0	NON-CONFERENCE	0- 1	0- 0	4- 3				
1- 3	0- 2	0- 0	HOME	0- 0	0- 0	1- 1				
3- 1	0- 0	0- 0	AWAY	0- 0	0- 0	3- 1				
0- 2	0- 0	0- 0	NEUTRAL	0- 1	0- 0	0- 1				
11- 9	0- 0	1- 0	CONFERENCE	1- 4	0- 2	9- 3				
6- 3	0- 0	1- 0	HOME	1- 1	0- 1	4- 1				
4- 5	0- 0	0- 0	AWAY	0- 2	0- 1	4- 2				
1- 1	0- 0	0- 0	NEUTRAL	0- 1	0- 0	1- 0				

RPI 1-25				RPI 26-50				RPI 51-100				RPI 101+ Team's RPI: 180			
RPI	S	Opponent	Score	RPI	S	Opponent	Score	RPI	S	Opponent	Score	RPI	S	Opponent	Score
5	H	Oregon	58 88	38	H	Boise St.	81 68	52	N	Southern California	46 55	118	A	Fresno St.	59 70
25	H	BYU	57 62					54	A	New Mexico	56 74	118	H	Fresno St.	53 64
								54	H	New Mexico	64 68	160	A	Washington St.	72 61
								61	A	Wyoming	35 53	175	A	North Texas	57 41
								61	H	Wyoming	50 42	177	N	Colorado	68 78
								61	N	Wyoming	41 64	189	A	Portland	54 61
												204	A	UNLV	56 77
												207	A	San Diego St.	65 52
												207	H	San Diego St.	54 56
												245	A	Nevada	71 59
												245	H	Nevada	79 76
												273	H	Long Beach St.	48 50
												281	A	Colorado St.	72 53
												281	H	Colorado St.	70 59
												281	N	Colorado St.	62 59
												293	H	Utah Valley	67 62
												297	A	Air Force	48 44
												297	H	Air Force	64 55
												298	A	San Jose St.	59 68
												298	H	San Jose St.	82 49
												302	A	UTSA	62 56
LAST 12 Division I GAMES:															
				281	N	Colorado St.	62 59	54	A	New Mexico	56 74				
				61	N	Wyoming	41 64	297	H	Air Force	64 55				
				281	H	Colorado St.	70 59	61	A	Wyoming	35 53				
				245	A	Nevada	71 59	207	H	San Diego St.	54 56				
				207	A	San Diego St.	65 52	118	H	Fresno St.	53 64				
				38	H	Boise St.	81 68	204	A	UNLV	56 77				

Non-Div I Games: Northern N.M. 106 35

Utah St.

■ Loss, 
■ Non-Conf, S Site, 
■ Home 
■ Away 
N Neutral



## Utah Valley

Through Games Of March 14, 2019

Average RPI Win:	290	WON-LOST	WINNING	LAST 10	STRENGTH OF	OPP. STRENGTH	TEAM	ADJ.	CONF.	ADJ CONF.
Average RPI Loss:	195	RECORD	PCT. RANK	GAMES	SCHEDULE	OF SCHEDULE	RPI	RPI	RPI	RPI
DIV. I ONLY	11- 16	225	0- 1	319	322	293	293	30	30	
DIV. I NON-CONF.	3- 7	256	0- 0	238	232	292	292	30	30	
TOTALS	RPI 1-25	RPI 26-50	W-L RECORDS	RPI 51-100	RPI 101-150	RPI 150+				
11- 16	0- 1	0- 0	OVERALL	0- 1	0- 3	11- 11				
8- 5	0- 1	0- 0	HOME	0- 0	0- 1	8- 3				
3- 10	0- 0	0- 0	AWAY	0- 1	0- 2	3- 7				
0- 1	0- 0	0- 0	NEUTRAL	0- 0	0- 0	0- 1				
3- 7	0- 1	0- 0	NON-CONFERENCE	0- 1	0- 1	3- 4				
3- 2	0- 1	0- 0	HOME	0- 0	0- 0	3- 1				
0- 5	0- 0	0- 0	AWAY	0- 1	0- 1	0- 3				
0- 0	0- 0	0- 0	NEUTRAL	0- 0	0- 0	0- 0				
8- 9	0- 0	0- 0	CONFERENCE	0- 0	0- 2	8- 7				
5- 3	0- 0	0- 0	HOME	0- 0	0- 1	5- 2				
3- 5	0- 0	0- 0	AWAY	0- 0	0- 1	3- 4				
0- 1	0- 0	0- 0	NEUTRAL	0- 0	0- 0	0- 1				

RPI 1-25				RPI 26-50				RPI 51-100				RPI 101+ Team's RPI: 293			
RPI	S	Opponent	Score	RPI	S	Opponent	Score	RPI	S	Opponent	Score	RPI	S	Opponent	Score
25	H	BYU	51 77					91	A	Utah	47 85	107	A	Idaho St.	68 80
												138	A	New Mexico St.	52 58
												138	H	New Mexico St.	63 72
												152	H	UC Riverside	56 53
												180	A	Utah St.	62 67
												189	H	Portland	60 65
												212	A	California Baptist	54 83
												212	H	California Baptist	74 92
												227	A	UTRGV	57 55
												227	H	UTRGV	72 57
												229	A	UMKC	64 97
												229	H	UMKC	64 68
												229	N	UMKC	75 78
												263	A	Cal St. Fullerton	55 56
												266	A	CSU Bakersfield	73 92
												266	H	CSU Bakersfield	78 70
												272	A	Southern Utah	59 60
												288	H	UC Santa Barbara	63 54
												313	H	Weber St.	65 59
												337	A	Seattle U	58 55
												337	H	Seattle U	63 56
												342	A	Grand Canyon	54 64
												342	H	Grand Canyon	57 46
												348	A	Chicago St.	70 65
												348	H	Chicago St.	76 61
LAST 12 Division I GAMES:															
				229	N	UMKC	75 78					227	H	UTRGV	72 57
				266	A	CSU Bakersfield	73 92					138	H	New Mexico St.	63 72
				342	A	Grand Canyon	54 64					337	H	Seattle U	63 56
				212	H	California Baptist	74 92					212	A	California Baptist	54 83
				229	A	UMKC	64 97					348	H	Chicago St.	76 61
				348	A	Chicago St.	70 65					229	H	UMKC	64 68

Non-Div I Games: Ottawa (AZ) 90 61 La Verne 86 79 Arizona Christian 76 68

Utah Valley

Loss, Non-Conf, S Site, H Home A Away N Neutral



VCUVCU

VCU

Page 353



## Valparaiso

Through Games Of March 14, 2019

Average RPI Win:	275	WON-LOST	WINNING	LAST 10	STRENGTH OF	OPP. STRENGTH	TEAM	ADJ.	CONF.	ADJ CONF.
Average RPI Loss:	162	RECORD	PCT. RANK	GAMES	SCHEDULE	OF SCHEDULE	RPI	RPI	RPI	RPI
DIV. I ONLY	8- 23	297	1- 0	269	211	307	307	13	13	
DIV. I NON-CONF.	4- 8	241	0- 0	334	292	331	331	15	15	
TOTALS	RPI 1-25	RPI 26-50	W-L RECORDS	RPI 51-100	RPI 101-150	RPI 150+				
8- 23	0- 2	0- 1	OVERALL	0- 5	1- 6	7- 9				
4- 11	0- 1	0- 1	HOME	0- 3	1- 2	3- 4				
2- 12	0- 1	0- 0	AWAY	0- 2	0- 4	2- 5				
2- 0	0- 0	0- 0	NEUTRAL	0- 0	0- 0	2- 0				
4- 8	0- 0	0- 1	NON-CONFERENCE	0- 1	0- 1	4- 5				
1- 5	0- 0	0- 1	HOME	0- 1	0- 0	1- 3				
2- 3	0- 0	0- 0	AWAY	0- 0	0- 1	2- 2				
1- 0	0- 0	0- 0	NEUTRAL	0- 0	0- 0	1- 0				
4- 15	0- 2	0- 0	CONFERENCE	0- 4	1- 5	3- 4				
3- 6	0- 1	0- 0	HOME	0- 2	1- 2	2- 1				
0- 9	0- 1	0- 0	AWAY	0- 2	0- 3	0- 3				
1- 0	0- 0	0- 0	NEUTRAL	0- 0	0- 0	1- 0				

RPI S Opponent	Score	RPI S Opponent	Score	RPI S Opponent	Score	RPI S Opponent	Score	Team's RPI: 307
16 A Drake	53 84	44 H Miami (OH)	47 68	69 A Missouri St.	63 108	129 A Morehead St.	62 68	
16 H Drake	62 88			69 H Missouri St.	58 77	139 A Illinois St.	53 74	
				80 H Toledo	59 65	139 H Illinois St.	67 70	
				88 A UNI	52 71	148 A Southern Ill.	65 87	
				88 H UNI	56 64	148 H Southern Ill.	47 58	
						149 A Bradley	76 87	
						149 H Bradley	76 73	
						214 H Bowling Green	72 79	
						223 H North Dakota	56 62	
						225 A Illinois	54 73	
						245 A Indiana St.	59 67	
						245 H Indiana St.	82 86	
						245 N Indiana St.	79 77	
						247 N St. Francis Brooklyn	78 76	
						253 A Loyola Chicago	54 80	
						253 H Loyola Chicago	81 74	
						295 H Eastern Ill.	62 60	
						321 H North Dakota St.	48 51	
						331 A Evansville	65 77	
						331 H Evansville	93 49	
						334 A Purdue Fort Wayne	68 64	
						339 A UIC	65 75	
						348 A Chicago St.	76 70	
LAST 12 Division I GAMES:								
245 N Indiana St.	79 77	245 A Indiana St.	59 67					
253 H Loyola Chicago	81 74	331 A Evansville	65 77					
139 A Illinois St.	53 74	88 H UNI	56 64					
149 A Bradley	76 87	16 H Drake	62 88					
148 H Southern Ill.	47 58	139 H Illinois St.	67 70					
69 H Missouri St.	58 77	149 H Bradley	76 73					

Non-Div I Games:

Valparaiso

■ Loss, 
■ Non-Conf, 
■ S Site, 
■ H Home 
■ A Away 
N Neutral



Vanderbilt

Through Games Of March 14, 2019

Average RPI Win:	240	WON-LOST	WINNING	LAST 10	STRENGTH OF	OPP. STRENGTH	TEAM	ADJ.	CONF.	ADJ CONF.
Average RPI Loss:	74	RECORD	PCT. RANK	GAMES	SCHEDULE	OF SCHEDULE	RPI	RPI	RPI	RPI
DIV. I ONLY	7- 23	305	0- 1	54	48	209	209	5	5	
DIV. I NON-CONF.	5- 8	224	0- 0	84	66	182	182	5	5	
TOTALS	RPI 1-25	RPI 26-50	W-L RECORDS	RPI 51-100	RPI 101-150	RPI 150+				
7- 23	0- 8	0- 4	OVERALL	1- 5	0- 1	6- 5				
5- 9	0- 1	0- 2	HOME	0- 2	0- 1	5- 3				
2- 10	0- 5	0- 2	AWAY	1- 2	0- 0	1- 1				
0- 4	0- 2	0- 0	NEUTRAL	0- 1	0- 0	0- 1				
5- 8	0- 3	0- 2	NON-CONFERENCE	0- 2	0- 0	5- 1				
4- 2	0- 0	0- 1	HOME	0- 0	0- 0	4- 1				
1- 3	0- 1	0- 1	AWAY	0- 1	0- 0	1- 0				
0- 3	0- 2	0- 0	NEUTRAL	0- 1	0- 0	0- 0				
2- 15	0- 5	0- 2	CONFERENCE	1- 3	0- 1	1- 4				
1- 7	0- 1	0- 1	HOME	0- 2	0- 1	1- 2				
1- 7	0- 4	0- 1	AWAY	1- 1	0- 0	0- 1				
0- 1	0- 0	0- 0	NEUTRAL	0- 0	0- 0	0- 1				

RPI S	Opponent	Score	RPI S	Opponent	Score	RPI S	Opponent	Score	RPI S	Opponent	Score	Team's RPI: 209
6 N	UConn	42 80	27 H	Central Mich.	57 66	57 A	Tennessee	76 69	112 H	Georgia	64 71	
8 A	Mississippi St.	70 86	30 A	Missouri	46 69	57 H	Tennessee	65 82	156 H	Alabama	65 84	
9 A	NC State	54 74	31 A	Kansas St.	61 72	65 A	Arkansas	62 83	156 N	Alabama	57 74	
17 A	Texas A&M	53 69	48 H	Auburn	70 72	70 A	Middle Tenn.	58 65	200 H	North Ala.	71 74	
17 H	Texas A&M	43 50				85 H	LSU	68 79	211 H	Florida	66 78	
18 N	Miami (FL)	65 90				93 N	Creighton	55 75	217 A	Ball St.	60 43	
19 A	South Carolina	69 80							239 A	Ole Miss	60 65	
22 A	Kentucky	55 77							239 H	Ole Miss	80 68	
									259 H	Austin Peay	99 70	
									289 H	Samford	77 52	
									304 H	Tennessee St.	89 63	
									315 H	Presbyterian	78 43	
LAST 12 Division I GAMES:												
156 N	Alabama	57 74	239 A	Ole Miss	60 65							
211 H	Florida	66 78	30 A	Missouri	46 69							
57 A	Tennessee	76 69	57 H	Tennessee	65 82							
8 A	Mississippi St.	70 86	17 A	Texas A&M	53 69							
156 H	Alabama	65 84	19 A	South Carolina	69 80							
85 H	LSU	68 79	239 H	Ole Miss	80 68							

Non-Div I Games:

Vanderbilt

Loss, Non-Conf, S Site, H Home A Away N Neutral



Average RPI Win: <b>287</b>	WON-LOST	WINNING	LAST 10	STRENGTH OF	OPP. STRENGTH	TEAM	ADJ.	CONF.	ADJ CONF.
Average RPI Loss: <b>163</b>	RECORD	PCT. RANK	GAMES	SCHEDULE	OF SCHEDULE	RPI	RPI	RPI	RPI
DIV. I ONLY	10- 18	250	0- 1	256	278	280	280	23	23
DIV. I NON-CONF.	3- 8	267	0- 0	251	280	299	299	25	25
TOTALS	RPI 1-25	RPI 26-50	W-L RECORDS	RPI 51-100	RPI 101-150	RPI 150+			
10- 18	0- 0	0- 0	OVERALL	0- 3	0- 7	10- 8			
6- 9	0- 0	0- 0	HOME	0- 2	0- 3	6- 4			
4- 9	0- 0	0- 0	AWAY	0- 1	0- 4	4- 4			
0- 0	0- 0	0- 0	NEUTRAL	0- 0	0- 0	0- 0			
3- 8	0- 0	0- 0	NON-CONFERENCE	0- 1	0- 2	3- 5			
2- 5	0- 0	0- 0	HOME	0- 1	0- 1	2- 3			
1- 3	0- 0	0- 0	AWAY	0- 0	0- 1	1- 2			
0- 0	0- 0	0- 0	NEUTRAL	0- 0	0- 0	0- 0			
7- 10	0- 0	0- 0	CONFERENCE	0- 2	0- 5	7- 3			
4- 4	0- 0	0- 0	HOME	0- 1	0- 2	4- 1			
3- 6	0- 0	0- 0	AWAY	0- 1	0- 3	3- 2			
0- 0	0- 0	0- 0	NEUTRAL	0- 0	0- 0	0- 0			

RPI S	Opponent	Score	RPI S	Opponent	Score	RPI S	Opponent	Score	RPI S	Opponent	Score	Team's RPI: 280
						60	A Maine	45 <b>66</b>	102	A Hartford	32 <b>61</b>	
						60	H Maine	51 <b>63</b>	102	H Hartford	48 <b>76</b>	
						63	H Drexel	44 <b>60</b>	114	A South Fla.	55 <b>102</b>	
									135	H Yale	55 <b>58</b>	
									136	A Stony Brook	48 <b>58</b>	
									136	A Stony Brook	58 <b>69</b>	
									136	H Stony Brook	61 <b>67</b>	
									154	A Kansas	36 <b>77</b>	
									171	H Rider	54 49	
									173	H Holy Cross	40 <b>65</b>	
									210	H Dartmouth	42 <b>66</b>	
									235	A Albany (NY)	40 <b>65</b>	
									235	H Albany (NY)	52 39	
									252	A Binghamton	58 57	
									252	H Binghamton	50 <b>59</b>	
									258	H Rhode Island	58 <b>61</b>	
									287	A Canisius	46 <b>67</b>	
									303	A UMBC	58 44	
									303	H UMBC	58 50	
									318	A New Hampshire	51 50	
									318	H New Hampshire	69 60	
									319	H Wagner	56 54	
									325	A NJIT	71 63	
									327	A UMass Lowell	51 <b>54</b>	
									327	H UMass Lowell	52 42	
LAST 12 Division I GAMES:												
136	A Stony Brook	58 <b>69</b>	318	A New Hampshire	51 50							
63	H Drexel	44 <b>60</b>	235	A Albany (NY)	40 <b>65</b>							
136	A Stony Brook	48 <b>58</b>	60	A Maine	45 <b>66</b>							
252	H Binghamton	50 <b>59</b>	327	H UMass Lowell	52 42							
303	H UMBC	58 50	136	H Stony Brook	61 <b>67</b>							
102	H Hartford	48 <b>76</b>	303	A UMBC	58 44							

Non-Div I Games: Norwich 78 28

Vermont

■ Loss, 
 ■ Non-Conf, 
 ■ S Site, 
 ■ H Home 
 ■ A Away 
 N Neutral



Average RPI Win: 142		WON-LOST	WINNING	LAST 10	STRENGTH OF		OPP. STRENGTH	TEAM	ADJ.	CONF.	ADJ CONF.
Average RPI Loss: 56		RECORD	PCT. RANK	GAMES	SCHEDULE		OF SCHEDULE	RPI	RPI	RPI	RPI
DIV. I ONLY		18- 12	114	0- 1	47		57	55	55	6	6
DIV. I NON-CONF.		9- 2	43	0- 0	55		78	19	19	4	4
<hr/>											
TOTALS	RPI 1-25	RPI 26-50		W-L RECORDS		RPI 51-100	RPI 101-150		RPI 150+		
18- 12	0- 5	0- 0		OVERALL		5- 5	7- 2		6- 0		
10- 4	0- 2	0- 0		HOME		3- 1	4- 1		3- 0		
8- 6	0- 3	0- 0		AWAY		2- 2	3- 1		3- 0		
0- 2	0- 0	0- 0		NEUTRAL		0- 2	0- 0		0- 0		
9- 2	0- 1	0- 0		NON-CONFERENCE		2- 1	3- 0		4- 0		
5- 0	0- 0	0- 0		HOME		1- 0	2- 0		2- 0		
4- 1	0- 1	0- 0		AWAY		1- 0	1- 0		2- 0		
0- 1	0- 0	0- 0		NEUTRAL		0- 1	0- 0		0- 0		
9- 10	0- 4	0- 0		CONFERENCE		3- 4	4- 2		2- 0		
5- 4	0- 2	0- 0		HOME		2- 1	2- 1		1- 0		
4- 5	0- 2	0- 0		AWAY		1- 2	2- 1		1- 0		
0- 1	0- 0	0- 0		NEUTRAL		0- 1	0- 0		0- 0		

RPI	S	Opponent	Score	RPI	S	Opponent	Score	RPI	S	Opponent	Score	RPI	S	Opponent	Score
12	A	Marquette	55 93					51	H	Princeton	67 46	102	H	Hartford	59 41
12	H	Marquette	55 91					58	A	Penn	58 50	112	H	Georgia	62 56
15	A	UCF	56 71					68	A	Georgetown	63 68	116	A	St. John's (NY)	73 57
20	A	DePaul	70 93					68	H	Georgetown	91 43	116	H	St. John's (NY)	62 66
20	H	DePaul	59 66					68	N	Georgetown	67 76	120	A	Providence	61 67
								73	N	Virginia Tech	59 61	120	H	Providence	53 33
								75	A	Butler	60 62	126	A	Lehigh	70 48
								75	H	Butler	55 63	141	A	Seton Hall	70 66
								93	A	Creighton	54 52	141	H	Seton Hall	73 68
								93	H	Creighton	67 62	166	H	Temple	76 68
												215	A	Xavier	68 63
												215	H	Xavier	75 71
												218	A	George Washington	60 45
												236	A	Saint Joseph's	47 35
												285	H	La Salle	81 68
LAST 12 Division I GAMES:															
68	N	Georgetown	67 76	12	A	Marquette	55 93								
75	A	Butler	60 62	20	A	DePaul	70 93								
215	A	Xavier	68 63	93	H	Creighton	67 62								
141	H	Seton Hall	73 68	120	H	Providence	53 33								
116	H	St. John's (NY)	62 66	116	A	St. John's (NY)	73 57								
68	H	Georgetown	91 43	141	A	Seton Hall	70 66								

Non-Div I Games:

Villanova

■ Loss, 
■ Non-Conf, 
■ S Site, 
■ H Home 
■ A Away 
N Neutral



Average RPI Win:	126	WON-LOST	WINNING	LAST 10	STRENGTH OF	OPP. STRENGTH	TEAM	ADJ.	CONF.	ADJ CONF.
Average RPI Loss:	48	RECORD	PCT. RANK	GAMES	SCHEDULE	OF SCHEDULE	RPI	RPI	RPI	RPI
DIV. I ONLY	12- 19	237	1- 0	2	15	98	98	1	1	
DIV. I NON-CONF.	6- 7	172	0- 0	17	86	101	101	1	1	
TOTALS	RPI 1-25	RPI 26-50	W-L RECORDS	RPI 51-100	RPI 101-150	RPI 150+				
12- 19	0- 10	0- 4	OVERALL	4- 2	6- 0	2- 3				
8- 8	0- 4	0- 1	HOME	4- 1	2- 0	2- 2				
2- 9	0- 5	0- 3	AWAY	0- 1	2- 0	0- 0				
2- 2	0- 1	0- 0	NEUTRAL	0- 0	2- 0	0- 1				
6- 7	0- 2	0- 2	NON-CONFERENCE	1- 1	3- 0	2- 2				
4- 4	0- 1	0- 1	HOME	1- 1	1- 0	2- 1				
1- 2	0- 1	0- 1	AWAY	0- 0	1- 0	0- 0				
1- 1	0- 0	0- 0	NEUTRAL	0- 0	1- 0	0- 1				
6- 12	0- 8	0- 2	CONFERENCE	3- 1	3- 0	0- 1				
4- 4	0- 3	0- 0	HOME	3- 0	1- 0	0- 1				
1- 7	0- 4	0- 2	AWAY	0- 1	1- 0	0- 0				
1- 1	0- 1	0- 0	NEUTRAL	0- 0	1- 0	0- 0				

RPI 1-25				RPI 26-50				RPI 51-100				Team's RPI: 98	RPI 101+			
RPI	S	Opponent	Score	RPI	S	Opponent	Score	RPI	S	Opponent	Score		RPI	S	Opponent	Score
1	A	Notre Dame	66 103	27	H	Central Mich.	61 74	66	H	Georgia Tech	53 45		104	H	Charlotte	65 61
3	A	Louisville	43 91	37	A	North Carolina	53 70	72	H	American	57 54		108	A	Old Dominion	73 67
3	H	Louisville	49 71	43	A	Michigan St.	66 91	73	A	Virginia Tech	45 63		114	N	South Fla.	74 67
8	H	Mississippi St.	44 72	49	A	Clemson	65 71	73	H	Virginia Tech	62 58		127	A	Pittsburgh	74 57
9	H	NC State	38 66					77	H	Duke	53 47		132	H	Boston College	79 77
10	A	Syracuse	68 72					88	H	Radford	44 57		132	N	Boston College	77 61
10	N	Syracuse	57 67										151	H	Wake Forest	42 52
18	A	Miami (FL)	59 72										156	N	Alabama	52 64
21	H	Florida St.	61 63										182	H	Saint Louis	65 67
22	A	Kentucky	51 63										195	H	N.C. A&T	67 57
													314	H	Coppin St.	55 41
LAST 12 Division I GAMES:																
132	N	Boston College	77 61	37	A	North Carolina	53 70									
10	N	Syracuse	57 67	77	H	Duke	53 47									
1	A	Notre Dame	66 103	132	H	Boston College	79 77									
73	A	Virginia Tech	45 63	18	A	Miami (FL)	59 72									
66	H	Georgia Tech	53 45	10	A	Syracuse	68 72									
3	H	Louisville	49 71	151	H	Wake Forest	42 52									

Non-Div I Games:

Virginia

■ Loss, 
■ Non-Conf, S Site, 
■ Home 
■ Away 
N Neutral



Average RPI Win:	159	WON-LOST	WINNING	LAST 10	STRENGTH OF	OPP. STRENGTH	TEAM	ADJ.	CONF.	ADJ CONF.
Average RPI Loss:	33	RECORD	PCT. RANK	GAMES	SCHEDULE	OF SCHEDULE	RPI	RPI	RPI	RPI
DIV. I ONLY	20- 11	94	1- 0	84	14	73	73	1	1	
DIV. I NON-CONF.	13- 0	1	0- 0	244	143	30	30	1	1	
TOTALS	RPI 1-25	RPI 26-50	W-L RECORDS	RPI 51-100	RPI 101-150	RPI 150+				
20- 11	1- 6	1- 3	OVERALL	4- 2	4- 0	10- 0				
11- 5	1- 4	1- 1	HOME	2- 0	0- 0	7- 0				
4- 5	0- 2	0- 1	AWAY	1- 2	2- 0	1- 0				
5- 1	0- 0	0- 1	NEUTRAL	1- 0	2- 0	2- 0				
13- 0	0- 0	1- 0	NON-CONFERENCE	2- 0	2- 0	8- 0				
8- 0	0- 0	1- 0	HOME	1- 0	0- 0	6- 0				
1- 0	0- 0	0- 0	AWAY	0- 0	0- 0	1- 0				
4- 0	0- 0	0- 0	NEUTRAL	1- 0	2- 0	1- 0				
7- 11	1- 6	0- 3	CONFERENCE	2- 2	2- 0	2- 0				
3- 5	1- 4	0- 1	HOME	1- 0	0- 0	1- 0				
3- 5	0- 2	0- 1	AWAY	1- 2	2- 0	0- 0				
1- 1	0- 0	0- 1	NEUTRAL	0- 0	0- 0	1- 0				

RPI 1-25				RPI 26-50				RPI 51-100 Team's RPI: 73				RPI 101+			
RPI	S	Opponent	Score	RPI	S	Opponent	Score	RPI	S	Opponent	Score	RPI	S	Opponent	Score
1	H	Notre Dame	51 80	28	H	Rutgers	67 51	55	N	Villanova	61 59	101	N	Ohio St.	81 73
3	H	Louisville	63 72	37	H	North Carolina	69 81	66	A	Georgia Tech	68 76	119	N	Dayton	69 57
9	A	NC State	61 70	49	A	Clemson	66 73	77	A	Duke	64 57	127	A	Pittsburgh	74 58
10	H	Syracuse	73 75	49	N	Clemson	79 80	88	H	Radford	55 44	132	A	Boston College	95 86
18	A	Miami (FL)	61 68					98	A	Virginia	58 62	151	H	Wake Forest	69 57
18	H	Miami (FL)	73 65					98	H	Virginia	63 45	151	N	Wake Forest	85 63
21	H	Florida St.	54 56									168	H	Chattanooga	74 59
												184	A	Liberty	72 61
												215	H	Monmouth	82 49
												222	H	Mt. St. Mary's	83 51
												274	N	Richmond	85 57
												286	H	Ga. Southern	78 49
												338	H	Longwood	93 39
												343	H	USC Upstate	96 45
LAST 12 Division I GAMES:															
151	N	Wake Forest	85 63	66	A	Georgia Tech	68 76								
49	N	Clemson	79 80	77	A	Duke	64 57								
151	H	Wake Forest	69 57	3	H	Louisville	63 72								
98	H	Virginia	63 45	132	A	Boston College	95 86								
49	A	Clemson	66 73	127	A	Pittsburgh	74 58								
18	H	Miami (FL)	73 65	21	H	Florida St.	54 56								

Non-Div I Games:

Virginia Tech



Average RPI Win:	317	WON-LOST	WINNING	LAST 10	STRENGTH OF	OPP. STRENGTH	TEAM	ADJ.	CONF.	ADJ CONF.
Average RPI Loss:	219	RECORD	PCT. RANK	GAMES	SCHEDULE	OF SCHEDULE	RPI	RPI	RPI	RPI
DIV. I ONLY	9- 20	270	0- 1	330	349	319	319	31	31	
DIV. I NON-CONF.	1- 9	326	0- 0	310	339	343	343	31	31	
TOTALS	RPI 1-25	RPI 26-50	W-L RECORDS	RPI 51-100	RPI 101-150	RPI 150+				
9- 20	0- 0	0- 0	OVERALL	0- 1	0- 3	9- 16				
5- 7	0- 0	0- 0	HOME	0- 0	0- 1	5- 6				
4- 12	0- 0	0- 0	AWAY	0- 1	0- 2	4- 9				
0- 1	0- 0	0- 0	NEUTRAL	0- 0	0- 0	0- 1				
1- 9	0- 0	0- 0	NON-CONFERENCE	0- 1	0- 3	1- 5				
0- 3	0- 0	0- 0	HOME	0- 0	0- 1	0- 2				
1- 5	0- 0	0- 0	AWAY	0- 1	0- 2	1- 2				
0- 1	0- 0	0- 0	NEUTRAL	0- 0	0- 0	0- 1				
8- 11	0- 0	0- 0	CONFERENCE	0- 0	0- 0	8- 11				
5- 4	0- 0	0- 0	HOME	0- 0	0- 0	5- 4				
3- 7	0- 0	0- 0	AWAY	0- 0	0- 0	3- 7				
0- 0	0- 0	0- 0	NEUTRAL	0- 0	0- 0	0- 0				

RPI S	Opponent	Score	RPI S	Opponent	Score	RPI S	Opponent	Score	RPI S	Opponent	Score	Team's RPI: 319
						83	A Fordham	59	135	H Yale	41	74
									136	A Stony Brook	45	70
									141	A Seton Hall	40	95
									179	A Robert Morris	46	69
									179	H Robert Morris	57	77
									192	A Sacred Heart	64	72
									192	A Sacred Heart	51	68
									192	H Sacred Heart	68	80
									193	A Saint Francis (PA)	70	107
									193	H Saint Francis (PA)	58	67
									222	A Mt. St. Mary's	66	81
									222	H Mt. St. Mary's	92	76
									247	A St. Francis Brooklyn	61	76
									247	H St. Francis Brooklyn	87	85
									278	N Siena	71	74
									280	A Vermont	54	56
									290	H Army West Point	46	61
									294	A Bryant	73	76
									294	H Bryant	69	84
									320	H Lafayette	43	66
									328	A Central Conn. St.	75	63
									328	H Central Conn. St.	70	62
									338	A Longwood	86	60
									344	A Fairleigh Dickinson	60	44
									344	H Fairleigh Dickinson	71	59
									347	A Saint Peter's	57	69
LAST 12 Division I GAMES:												
192	A	Sacred Heart	51	68	344	A	Fairleigh Dickinson	60	44			
278	N	Siena	71	74	222	A	Mt. St. Mary's	66	81			
294	A	Bryant	73	76	328	H	Central Conn. St.	70	62			
193	H	Saint Francis (PA)	58	67	247	H	St. Francis Brooklyn	87	85			
179	H	Robert Morris	57	77	351	A	LIU Brooklyn	66	62			
294	H	Bryant	69	84	351	H	LIU Brooklyn	72	62			

Non-Div I Games: Staten Island 86 59

Wagner

Loss, Non-Conf, S Site, H Home A Away N Neutral



W  
a  
g  
n  
e  
r

Wagner  
RPI S Opponent Score

Through Games Of March 14, 2019

RPI	S	Opponent	Score	
351	A	LIU Brooklyn	66	62
351	H	LIU Brooklyn	72	62

W  
a  
g  
n  
e  
r

Wagner



## Wake Forest

Through Games Of March 14, 2019

Average RPI Win:	164	WON-LOST	WINNING	LAST 10	STRENGTH OF	OPP. STRENGTH	TEAM	ADJ.	CONF.	ADJ CONF.
Average RPI Loss:	66	RECORD	PCT. RANK	GAMES	SCHEDULE	OF SCHEDULE	RPI	RPI	RPI	RPI
DIV. I ONLY	10- 20	262	0- 1	20	50	151	151	1	1	
DIV. I NON-CONF.	9- 4	85	0- 0	60	276	78	78	1	1	
TOTALS	RPI 1-25	RPI 26-50	W-L RECORDS	RPI 51-100	RPI 101-150	RPI 150+				
10- 20	0- 7	1- 3	OVERALL	1- 6	4- 2	4- 2				
7- 10	0- 3	1- 2	HOME	0- 2	3- 2	3- 1				
2- 9	0- 4	0- 1	AWAY	1- 3	1- 0	0- 1				
1- 1	0- 0	0- 0	NEUTRAL	0- 1	0- 0	1- 0				
9- 4	0- 0	1- 1	NON-CONFERENCE	0- 1	4- 0	4- 2				
7- 2	0- 0	1- 1	HOME	0- 0	3- 0	3- 1				
1- 2	0- 0	0- 0	AWAY	0- 1	1- 0	0- 1				
1- 0	0- 0	0- 0	NEUTRAL	0- 0	0- 0	1- 0				
1- 16	0- 7	0- 2	CONFERENCE	1- 5	0- 2	0- 0				
0- 8	0- 3	0- 1	HOME	0- 2	0- 2	0- 0				
1- 7	0- 4	0- 1	AWAY	1- 2	0- 0	0- 0				
0- 1	0- 0	0- 0	NEUTRAL	0- 1	0- 0	0- 0				

RPI	S	Opponent	Score	RPI	S	Opponent	Score	RPI	S	Opponent	Score	RPI	S	Opponent	Score	Team's RPI: 151
1	A	Notre Dame	48 78	35	H	James Madison	50 49	66	H	Georgia Tech	46 60	104	A	Charlotte	69 43	
3	H	Louisville	49 73	37	A	North Carolina	61 84	73	A	Virginia Tech	57 69	116	H	St. John's (NY)	64 59	
9	A	NC State	46 80	47	H	Indiana	73 87	73	N	Virginia Tech	63 85	122	H	Towson	60 53	
9	H	NC State	50 59	49	H	Clemson	53 69	77	A	Duke	52 66	127	H	Pittsburgh	64 70	
10	A	Syracuse	57 77					77	H	Duke	44 55	131	H	Mercer	69 54	
18	H	Miami (FL)	57 72					92	A	VCU	40 53	132	H	Boston College	64 65	
21	A	Florida St.	61 85					98	A	Virginia	52 42	191	A	East Carolina	61 70	
												203	H	UMES	78 67	
												215	H	Xavier	50 62	
												259	H	Norfolk St.	63 61	
												274	H	Richmond	62 48	
												299	N	South Carolina St.	58 44	
LAST 12 Division I GAMES:																
73	N	Virginia Tech	63 85	66	H	Georgia Tech	46 60									
73	A	Virginia Tech	57 69	49	H	Clemson	53 69									
127	H	Pittsburgh	64 70	21	A	Florida St.	61 85									
77	H	Duke	44 55	9	H	NC State	50 59									
9	A	NC State	46 80	98	A	Virginia	52 42									
10	A	Syracuse	57 77	77	A	Duke	52 66									

Non-Div I Games:

Wake Forest

■ Loss, 
 ■ Non-Conf, 
 ■ S Site, 
 ■ H Home 
 ■ A Away 
 N Neutral



## Washington

Through Games Of March 14, 2019

Average RPI Win:	171	WON-LOST	WINNING	LAST 10	STRENGTH OF	OPP. STRENGTH	TEAM	ADJ.	CONF.	ADJ CONF.
Average RPI Loss:	55	RECORD	PCT. RANK	GAMES	SCHEDULE	OF SCHEDULE	RPI	RPI	RPI	RPI
DIV. I ONLY	11- 21	261	1- 0	16	54	133	133	2	2	
DIV. I NON-CONF.	7- 5	132	0- 0	77	176	121	121	2	2	
TOTALS	RPI 1-25	RPI 26-50	W-L RECORDS	RPI 51-100	RPI 101-150	RPI 150+				
11- 21	1- 8	0- 5	OVERALL	2- 5	1- 0	7- 3				
6- 9	0- 4	0- 2	HOME	0- 2	1- 0	5- 1				
2- 9	0- 3	0- 2	AWAY	0- 2	0- 0	2- 2				
3- 3	1- 1	0- 1	NEUTRAL	2- 1	0- 0	0- 0				
7- 5	0- 1	0- 2	NON-CONFERENCE	1- 1	1- 0	5- 1				
5- 2	0- 1	0- 1	HOME	0- 0	1- 0	4- 0				
1- 1	0- 0	0- 0	AWAY	0- 0	0- 0	1- 1				
1- 2	0- 0	0- 1	NEUTRAL	1- 1	0- 0	0- 0				
4- 16	1- 7	0- 3	CONFERENCE	1- 4	0- 0	2- 2				
1- 7	0- 3	0- 1	HOME	0- 2	0- 0	1- 1				
1- 8	0- 3	0- 2	AWAY	0- 2	0- 0	1- 1				
2- 1	1- 1	0- 0	NEUTRAL	1- 0	0- 0	0- 0				

RPI	S	Opponent	Score	RPI	S	Opponent	Score	RPI	S	Opponent	Score	RPI	S	Opponent	Score	Team's RPI: 133
4	A	Stanford	54 91	33	A	UCLA	60 76	52	A	Southern California	57 82	101	H	Ohio St.	69 59	
4	H	Stanford	53 72	38	H	Boise St.	69 73	77	N	Duke	71 64	160	A	Washington St.	61 94	
4	N	Stanford	61 72	41	A	California	70 79	79	H	Arizona	59 69	160	H	Washington St.	76 79	
5	A	Oregon	71 84	41	H	California	65 71	83	N	Fordham	57 65	167	A	Tulane	51 63	
5	H	Oregon	57 76	46	N	Michigan	73 80	91	A	Utah	56 88	177	A	Colorado	60 46	
8	H	Mississippi St.	56 103					91	H	Utah	43 58	177	H	Colorado	68 58	
24	A	Oregon St.	67 78					91	N	Utah	64 54	187	H	Montana	69 54	
24	H	Oregon St.	39 86									221	H	Northern Ariz.	81 59	
24	N	Oregon St.	68 67									226	H	George Mason	81 52	
												263	H	Cal St. Fullerton	83 74	
												337	A	Seattle U	69 58	
LAST 12 Division I GAMES:																
		91 N Utah	64 54			4 H Stanford	53 72									
		24 N Oregon St.	68 67			41 H California	65 71									
		4 N Stanford	61 72			177 A Colorado	60 46									
		38 H Boise St.	69 73			91 A Utah	56 88									
		46 N Michigan	73 80			160 A Washington St.	61 94									
		83 N Fordham	57 65			79 H Arizona	59 69									

Non-Div I Games:

Washington

■ Loss, 
■ Non-Conf, 
■ S Site, 
■ H Home 
■ A Away 
N Neutral



Average RPI Win:	153	WON-LOST	WINNING	LAST 10	STRENGTH OF	OPP. STRENGTH	TEAM	ADJ.	CONF.	ADJ CONF.
Average RPI Loss:	61	RECORD	PCT. RANK	GAMES	SCHEDULE	OF SCHEDULE	RPI	RPI	RPI	RPI
DIV. I ONLY	9- 21	274	0- 1	21	29	160	160	2	2	
DIV. I NON-CONF.	5- 6	177	0- 0	72	117	166	166	2	2	
TOTALS	RPI 1-25	RPI 26-50	W-L RECORDS	RPI 51-100	RPI 101-150	RPI 150+				
9- 21	0- 8	1- 5	OVERALL	2- 4	2- 1	4- 3				
6- 9	0- 4	1- 2	HOME	2- 2	1- 0	2- 1				
1- 10	0- 4	0- 2	AWAY	0- 2	1- 1	0- 1				
2- 2	0- 0	0- 1	NEUTRAL	0- 0	0- 0	2- 1				
5- 6	0- 1	1- 1	NON-CONFERENCE	1- 1	0- 1	3- 2				
3- 3	0- 0	1- 1	HOME	1- 1	0- 0	1- 1				
0- 2	0- 1	0- 0	AWAY	0- 0	0- 1	0- 0				
2- 1	0- 0	0- 0	NEUTRAL	0- 0	0- 0	2- 1				
4- 15	0- 7	0- 4	CONFERENCE	1- 3	2- 0	1- 1				
3- 6	0- 4	0- 1	HOME	1- 1	1- 0	1- 0				
1- 8	0- 3	0- 2	AWAY	0- 2	1- 0	0- 1				
0- 1	0- 0	0- 1	NEUTRAL	0- 0	0- 0	0- 0				

RPI	S	Opponent	Score	RPI	S	Opponent	Score	RPI	S	Opponent	Score	RPI	S	Opponent	Score	Team's RPI: 160
4	A	Stanford	64 85	33	A	UCLA	56 83	52	A	Southern California	73 81	133	A	Washington	79 76	
4	H	Stanford	42 67	38	H	Boise St.	95 71	79	H	Arizona	90 88	133	H	Washington	94 61	
5	A	Oregon	58 98	41	A	California	63 77	81	H	UC Davis	62 75	150	A	CSUN	52 65	
5	H	Oregon	64 79	41	H	California	58 80	91	A	Utah	67 75	154	N	Kansas	63 71	
13	A	Gonzaga	53 76	41	N	California	58 77	91	H	Utah	68 72	177	A	Colorado	61 72	
23	H	Arizona St.	46 61	50	H	Saint Mary's (CA)	64 70	95	H	Nebraska	87 84	177	H	Colorado	74 48	
24	A	Oregon St.	69 76									180	H	Utah St.	61 72	
24	H	Oregon St.	35 52									213	N	Jacksonville St.	64 51	
												251	H	San Francisco	91 61	
												257	N	Wichita St.	85 59	
LAST 12 Division I GAMES:																
		41 N California	58 77			177 A Colorado	61 72									
		257 N Wichita St.	85 59			133 H Washington	94 61									
		213 N Jacksonville St.	64 51			79 H Arizona	90 88									
		41 H California	58 80			23 H Arizona St.	46 61									
		4 H Stanford	42 67			52 A Southern California	73 81									
		91 A Utah	67 75			33 A UCLA	56 83									

Non-Div I Games:

Washington St.

■ Loss, 
 ■ Non-Conf, 
 ■ S Site, 
 ■ H Home 
 ■ A Away 
 N Neutral



Average RPI Win: <b>229</b>	WON-LOST	WINNING	LAST 10	STRENGTH OF	OPP. STRENGTH	TEAM	ADJ.	CONF.	ADJ CONF.
Average RPI Loss: <b>169</b>	RECORD	PCT. RANK	GAMES	SCHEDULE	OF SCHEDULE	RPI	RPI	RPI	RPI
DIV. I ONLY	5- 25	331	0- 1	249	178	313	313	16	16
DIV. I NON-CONF.	2- 7	288	0- 0	278	242	309	309	13	13
TOTALS	RPI 1-25	RPI 26-50	W-L RECORDS	RPI 51-100	RPI 101-150	RPI 150+			
5- 25	0- 0	0- 0	OVERALL	0- 5	1- 7	4- 13			
2- 11	0- 0	0- 0	HOME	0- 1	0- 4	2- 6			
3- 12	0- 0	0- 0	AWAY	0- 3	1- 3	2- 6			
0- 2	0- 0	0- 0	NEUTRAL	0- 1	0- 0	0- 1			
2- 7	0- 0	0- 0	NON-CONFERENCE	0- 3	0- 0	2- 4			
1- 2	0- 0	0- 0	HOME	0- 0	0- 0	1- 2			
1- 4	0- 0	0- 0	AWAY	0- 2	0- 0	1- 2			
0- 1	0- 0	0- 0	NEUTRAL	0- 1	0- 0	0- 0			
3- 18	0- 0	0- 0	CONFERENCE	0- 2	1- 7	2- 9			
1- 9	0- 0	0- 0	HOME	0- 1	0- 4	1- 4			
2- 8	0- 0	0- 0	AWAY	0- 1	1- 3	1- 4			
0- 1	0- 0	0- 0	NEUTRAL	0- 0	0- 0	0- 1			

RPI S	Opponent	Score	RPI S	Opponent	Score	RPI S	Opponent	Score	RPI S	Opponent	Score	Team's RPI: 313
						84	A Idaho	78 <b>86</b>	107	A Idaho St.	57 <b>84</b>	
						84	H Idaho	74 <b>79</b>	107	H Idaho St.	57 <b>70</b>	
						91	A Utah	56 <b>77</b>	110	A Portland St.	38 <b>65</b>	
						92	N VCU	36 <b>64</b>	110	H Portland St.	59 <b>77</b>	
						99	A Pepperdine	47 <b>68</b>	128	A Northern Colo.	55 <b>54</b>	
									128	H Northern Colo.	61 <b>75</b>	
									147	A Montana St.	59 <b>72</b>	
									147	H Montana St.	59 <b>66</b>	
									152	H UC Riverside	39 <b>71</b>	
									181	A Eastern Wash.	70 <b>66</b>	
									181	H Eastern Wash.	58 <b>64</b>	
									181	N Eastern Wash.	74 <b>81</b>	
									187	A Montana	56 <b>64</b>	
									187	H Montana	60 <b>72</b>	
									189	H Portland	73 <b>89</b>	
									221	A Northern Ariz.	64 <b>74</b>	
									221	H Northern Ariz.	64 <b>75</b>	
									256	H UTEP	68 <b>63</b>	
									267	A Sacramento St.	62 <b>77</b>	
									267	H Sacramento St.	69 <b>78</b>	
									272	A Southern Utah	79 <b>84</b>	
									272	H Southern Utah	67 <b>66</b>	
									293	A Utah Valley	59 <b>65</b>	
									302	A UTSA	59 <b>66</b>	
									309	A Incarnate Word	72 <b>64</b>	
LAST 12 Division I GAMES:												
			181	N Eastern Wash.	74 <b>81</b>		147	A Montana St.	59 <b>72</b>			
			181	A Eastern Wash.	70 <b>66</b>		187	A Montana	56 <b>64</b>			
			84	A Idaho	78 <b>86</b>		221	H Northern Ariz.	64 <b>75</b>			
			128	H Northern Colo.	61 <b>75</b>		272	H Southern Utah	67 <b>66</b>			
			107	A Idaho St.	57 <b>84</b>		267	A Sacramento St.	62 <b>77</b>			
			267	H Sacramento St.	69 <b>78</b>		110	A Portland St.	38 <b>65</b>			

Non-Div I Games: La Verne 105 43

Weber St.

■ Loss, 
 ■ Non-Conf, S Site, 
 ■ Home 
 ■ Away 
 N Neutral



## West Virginia

Through Games Of March 14, 2019

Average RPI Win:	180	WON-LOST	WINNING	LAST 10	STRENGTH OF	OPP. STRENGTH	TEAM	ADJ.	CONF.	ADJ CONF.
Average RPI Loss:	36	RECORD	PCT. RANK	GAMES	SCHEDULE	OF SCHEDULE	RPI	RPI	RPI	RPI
DIV. I ONLY	20- 10	79	0- 1	117	22	78	78	3	3	
DIV. I NON-CONF.	9- 2	43	0- 0	335	137	181	181	3	3	
TOTALS	RPI 1-25	RPI 26-50	W-L RECORDS	RPI 51-100	RPI 101-150	RPI 150+				
20- 10	1- 4	2- 4	OVERALL	1- 1	6- 0	10- 1				
13- 4	1- 1	1- 2	HOME	1- 0	3- 0	7- 1				
6- 4	0- 2	1- 1	AWAY	0- 1	3- 0	2- 0				
1- 2	0- 1	0- 1	NEUTRAL	0- 0	0- 0	1- 0				
9- 2	0- 1	0- 1	NON-CONFERENCE	0- 0	2- 0	7- 0				
7- 1	0- 0	0- 1	HOME	0- 0	1- 0	6- 0				
1- 0	0- 0	0- 0	AWAY	0- 0	1- 0	0- 0				
1- 1	0- 1	0- 0	NEUTRAL	0- 0	0- 0	1- 0				
11- 8	1- 3	2- 3	CONFERENCE	1- 1	4- 0	3- 1				
6- 3	1- 1	1- 1	HOME	1- 0	2- 0	1- 1				
5- 4	0- 2	1- 1	AWAY	0- 1	2- 0	2- 0				
0- 1	0- 0	0- 1	NEUTRAL	0- 0	0- 0	0- 0				

RPI	S	Opponent	Score	RPI	S	Opponent	Score	RPI	S	Opponent	Score	RPI	S	Opponent	Score
2	A	Baylor	47 79	29	A	Texas	64 58	59	A	TCU	48 62	122	H	Towson	90 43
2	H	Baylor	57 63	29	H	Texas	58 70	59	H	TCU	79 65	127	A	Pittsburgh	77 43
7	N	Iowa	81 84	30	H	Missouri	51 68					140	A	Texas Tech	75 72
11	A	Iowa St.	61 77	31	A	Kansas St.	79 90					140	H	Texas Tech	68 65
11	H	Iowa St.	73 64	31	H	Kansas St.	60 30					142	A	Oklahoma St.	77 54
				31	N	Kansas St.	59 72					142	H	Oklahoma St.	67 58
												154	A	Kansas	75 61
												154	H	Kansas	71 50
												155	A	Oklahoma	66 55
												155	H	Oklahoma	69 80
												275	H	Niagara	84 32
												294	H	Bryant	94 48
												311	H	Morgan St.	72 37
												314	H	Coppin St.	78 37
												325	H	NJIT	95 50
												333	H	Eastern Ky.	78 29
												333	N	Eastern Ky.	81 39
LAST 12 Division I GAMES:															
				31	N	Kansas St.	59 72					142	A	Oklahoma St.	77 54
				333	N	Eastern Ky.	81 39					59	H	TCU	79 65
				2	H	Baylor	57 63					140	A	Texas Tech	75 72
				154	A	Kansas	75 61					11	A	Iowa St.	61 77
				31	A	Kansas St.	79 90					154	H	Kansas	71 50
				155	H	Oklahoma	69 80					29	A	Texas	64 58

Non-Div I Games:

West Virginia

■ Loss, 
■ Non-Conf, 
■ S Site, 
■ H Home 
■ A Away 
N Neutral



Average RPI Win:	325	WON-LOST	WINNING	LAST 10	STRENGTH OF	OPP. STRENGTH	TEAM	ADJ.	CONF.	ADJ CONF.
Average RPI Loss:	206	RECORD	PCT. RANK	GAMES	SCHEDULE	OF SCHEDULE	RPI	RPI	RPI	RPI
DIV. I ONLY	2- 26	349	0- 1	248	318	341	341	28	28	
DIV. I NON-CONF.	2- 11	316	0- 0	169	344	303	303	24	24	
TOTALS	RPI 1-25	RPI 26-50	W-L RECORDS	RPI 51-100	RPI 101-150	RPI 150+				
2- 26	0- 1	0- 0	OVERALL	0- 1	0- 4	2- 20				
1- 11	0- 0	0- 0	HOME	0- 0	0- 1	1- 10				
1- 13	0- 1	0- 0	AWAY	0- 1	0- 2	1- 9				
0- 2	0- 0	0- 0	NEUTRAL	0- 0	0- 1	0- 1				
2- 11	0- 1	0- 0	NON-CONFERENCE	0- 1	0- 1	2- 8				
1- 4	0- 0	0- 0	HOME	0- 0	0- 0	1- 4				
1- 6	0- 1	0- 0	AWAY	0- 1	0- 1	1- 3				
0- 1	0- 0	0- 0	NEUTRAL	0- 0	0- 0	0- 1				
0- 15	0- 0	0- 0	CONFERENCE	0- 0	0- 3	0- 12				
0- 7	0- 0	0- 0	HOME	0- 0	0- 1	0- 6				
0- 7	0- 0	0- 0	AWAY	0- 0	0- 1	0- 6				
0- 1	0- 0	0- 0	NEUTRAL	0- 0	0- 1	0- 0				

RPI	S	Opponent	Score	RPI	S	Opponent	Score	RPI	S	Opponent	Score	RPI	S	Opponent	Score	Team's RPI: 341
22	A	Kentucky	39 99					66	A	Georgia Tech	49 84	131	A	Mercer	55 71	
												131	H	Mercer	67 69	
												131	N	Mercer	32 55	
												146	A	Tennessee Tech	58 77	
												168	A	Chattanooga	58 72	
												168	H	Chattanooga	50 65	
												176	A	Coastal Caro.	59 77	
												178	A	UNC Asheville	49 74	
												190	A	Furman	55 65	
												190	H	Furman	28 53	
												195	H	N.C. A&T	51 69	
												200	N	North Ala.	66 89	
												205	H	Campbell	37 63	
												240	A	ETSU	80 88	
												240	H	ETSU	41 72	
												242	H	Gardner-Webb	52 62	
												254	A	Wofford	65 91	
												254	H	Wofford	55 63	
												289	A	Samford	43 58	
												289	H	Samford	42 75	
												299	H	South Carolina St.	39 54	
												306	A	Winthrop	65 57	
												308	A	UNC Greensboro	59 71	
												308	H	UNC Greensboro	42 66	
												325	A	NJIT	71 79	
												343	H	USC Upstate	68 64	
LAST 12 Division I GAMES:																
131	N	Mercer	32 55	254	H	Wofford	55 63									
168	H	Chattanooga	50 65	190	H	Furman	28 53									
240	H	ETSU	41 72	240	A	ETSU	80 88									
308	H	UNC Greensboro	42 66	168	A	Chattanooga	58 72									
131	A	Mercer	55 71	308	A	UNC Greensboro	59 71									
289	A	Samford	43 58	289	H	Samford	42 75									

Non-Div I Games: North Greenville 71 44 Young Harris 63 54

Western Caro.

Loss, Non-Conf, S Site, H Home A Away N Neutral



Average RPI Win:	270	WON-LOST	WINNING	LAST 10	STRENGTH OF	OPP. STRENGTH	TEAM	ADJ.	CONF.	ADJ CONF.
Average RPI Loss:	132	RECORD	PCT. RANK	GAMES	SCHEDULE	OF SCHEDULE	RPI	RPI	RPI	RPI
DIV. I ONLY	10- 18	250	0- 1	163	221	241	241	19	19	
DIV. I NON-CONF.	2- 9	297	0- 0	95	203	266	266	18	18	
TOTALS	RPI 1-25	RPI 26-50	W-L RECORDS	RPI 51-100	RPI 101-150	RPI 150+				
10- 18	0- 1	0- 5	OVERALL	0- 2	0- 2	10- 8				
6- 5	0- 1	0- 3	HOME	0- 0	0- 0	6- 1				
3- 9	0- 0	0- 2	AWAY	0- 2	0- 1	3- 4				
1- 4	0- 0	0- 0	NEUTRAL	0- 0	0- 1	1- 3				
2- 9	0- 1	0- 1	NON-CONFERENCE	0- 2	0- 2	2- 3				
1- 2	0- 1	0- 1	HOME	0- 0	0- 0	1- 0				
0- 4	0- 0	0- 0	AWAY	0- 2	0- 1	0- 1				
1- 3	0- 0	0- 0	NEUTRAL	0- 0	0- 1	1- 2				
8- 9	0- 0	0- 4	CONFERENCE	0- 0	0- 0	8- 5				
5- 3	0- 0	0- 2	HOME	0- 0	0- 0	5- 1				
3- 5	0- 0	0- 2	AWAY	0- 0	0- 0	3- 3				
0- 1	0- 0	0- 0	NEUTRAL	0- 0	0- 0	0- 1				

RPI 1-25				RPI 26-50				RPI 51-100				RPI 101+ Team's RPI: 241			
RPI	S	Opponent	Score	RPI	S	Opponent	Score	RPI	S	Opponent	Score	RPI	S	Opponent	Score
16	H	Drake	71 98	26	A	South Dakota St.	62 100	75	A	Butler	51 92	125	N	Northern Ill.	61 86
				26	H	South Dakota St.	84 93	87	A	Purdue	60 81	149	A	Bradley	68 82
				30	H	Missouri	64 89					159	A	Oral Roberts	64 68
				40	A	South Dakota	49 92					159	H	Oral Roberts	85 92
				40	H	South Dakota	61 83					159	N	Oral Roberts	64 68
												165	A	Denver	85 94
												165	H	Denver	87 78
												190	N	Furman	85 78
												223	A	North Dakota	92 80
												223	H	North Dakota	111 90
												243	A	Southeast Mo. St.	71 81
												256	N	UTEP	72 84
												259	H	Austin Peay	77 72
												295	N	Eastern Ill.	62 64
												321	A	North Dakota St.	60 68
												321	H	North Dakota St.	82 70
												326	A	Omaha	79 67
												326	H	Omaha	78 70
												334	A	Purdue Fort Wayne	90 61
												334	H	Purdue Fort Wayne	73 59
LAST 12 Division I GAMES:															
				159	N	Oral Roberts	64 68	334	A	Purdue Fort Wayne	90 61				
				26	A	South Dakota St.	62 100	321	H	North Dakota St.	82 70				
				165	A	Denver	85 94	223	H	North Dakota	111 90				
				159	H	Oral Roberts	85 92	40	A	South Dakota	49 92				
				40	H	South Dakota	61 83	334	H	Purdue Fort Wayne	73 59				
				326	A	Omaha	79 67	326	H	Omaha	78 70				

Non-Div I Games: MacMurray 136 39 William Woods 81 73

Western Ill.

Loss, Non-Conf, S Site, H Home A Away N Neutral



Average RPI Win:	196	WON-LOST	WINNING	LAST 10	STRENGTH OF	OPP. STRENGTH	TEAM	ADJ.	CONF.	ADJ CONF.
Average RPI Loss:	78	RECORD	PCT. RANK	GAMES	SCHEDULE	OF SCHEDULE	RPI	RPI	RPI	RPI
DIV. I ONLY	16- 13	143	1- 0	55	83	97	97	14	14	
DIV. I NON-CONF.	4- 8	241	0- 0	25	4	129	129	17	17	
TOTALS	RPI 1-25	RPI 26-50	W-L RECORDS	RPI 51-100	RPI 101-150	RPI 150+				
16- 13	0- 5	0- 2	OVERALL	2- 2	4- 0	10- 4				
7- 6	0- 2	0- 1	HOME	1- 0	3- 0	3- 3				
7- 5	0- 1	0- 1	AWAY	1- 2	0- 0	6- 1				
2- 2	0- 2	0- 0	NEUTRAL	0- 0	1- 0	1- 0				
4- 8	0- 5	0- 1	NON-CONFERENCE	1- 0	1- 0	2- 2				
2- 3	0- 2	0- 0	HOME	0- 0	1- 0	1- 1				
1- 3	0- 1	0- 1	AWAY	1- 0	0- 0	0- 1				
1- 2	0- 2	0- 0	NEUTRAL	0- 0	0- 0	1- 0				
12- 5	0- 0	0- 1	CONFERENCE	1- 2	3- 0	8- 2				
5- 3	0- 0	0- 1	HOME	1- 0	2- 0	2- 2				
6- 2	0- 0	0- 0	AWAY	0- 2	0- 0	6- 0				
1- 0	0- 0	0- 0	NEUTRAL	0- 0	1- 0	0- 0				

RPI	S	Opponent	Score
1	A	Notre Dame	53 94
3	H	Louisville	80 102
7	H	Iowa	67 104
13	N	Gonzaga	55 76
24	N	Oregon St.	60 74

RPI	S	Opponent	Score
27	A	Central Mich.	90 108
34	H	Rice	46 68

RPI	S	Opponent	Score
70	A	Middle Tenn.	69 81
70	H	Middle Tenn.	67 56
74	A	Little Rock	68 56
96	A	UAB	63 70

RPI	S	Opponent	Score
104	H	Charlotte	76 58
108	H	Old Dominion	75 60
108	N	Old Dominion	74 60
148	H	Southern Ill.	83 76
155	A	Oklahoma	83 90
172	H	Louisiana Tech	81 76
175	A	North Texas	71 66
175	H	North Texas	67 76
196	H	Southern Miss.	56 69
217	H	Ball St.	83 86
219	A	Marshall	69 66
219	H	Marshall	85 55
240	N	ETSU	82 68
256	A	UTEP	64 61
302	A	UTSA	81 62
305	A	Fla. Atlantic	81 50
311	H	Morgan St.	90 43
323	A	FIU	94 82

## LAST 12 Division I GAMES:

108	N	Old Dominion	74 60	96	A	UAB	63 70
13	N	Gonzaga	55 76	70	A	Middle Tenn.	69 81
240	N	ETSU	82 68	175	H	North Texas	67 76
70	H	Middle Tenn.	67 56	34	H	Rice	46 68
175	A	North Texas	71 66	256	A	UTEP	64 61
219	A	Marshall	69 66	302	A	UTSA	81 62

Non-Div I Games: Union (TN) 77 65 Bellarmine 95 57

Western Ky.

Loss, Non-Conf, S Site, H Home A Away N Neutral



Average RPI Win:	277	WON-LOST	WINNING	LAST 10	STRENGTH OF	OPP. STRENGTH	TEAM	ADJ.	CONF.	ADJ CONF.
Average RPI Loss:	114	RECORD	PCT. RANK	GAMES	SCHEDULE	OF SCHEDULE	RPI	RPI	RPI	RPI
DIV. I ONLY	9- 20	270	0- 1	241	111	269	269	8	8	
DIV. I NON-CONF.	5- 5	162	0- 0	350	290	330	330	9	9	
TOTALS	RPI 1-25	RPI 26-50	W-L RECORDS	RPI 51-100	RPI 101-150	RPI 150+				
9- 20	0- 0	0- 6	OVERALL	0- 4	0- 4	9- 6				
4- 10	0- 0	0- 4	HOME	0- 2	0- 2	4- 2				
4- 9	0- 0	0- 2	AWAY	0- 2	0- 2	4- 3				
1- 1	0- 0	0- 0	NEUTRAL	0- 0	0- 0	1- 1				
5- 5	0- 0	0- 1	NON-CONFERENCE	0- 0	0- 1	5- 3				
2- 3	0- 0	0- 1	HOME	0- 0	0- 1	2- 1				
2- 1	0- 0	0- 0	AWAY	0- 0	0- 0	2- 1				
1- 1	0- 0	0- 0	NEUTRAL	0- 0	0- 0	1- 1				
4- 15	0- 0	0- 5	CONFERENCE	0- 4	0- 3	4- 3				
2- 7	0- 0	0- 3	HOME	0- 2	0- 1	2- 1				
2- 8	0- 0	0- 2	AWAY	0- 2	0- 2	2- 2				
0- 0	0- 0	0- 0	NEUTRAL	0- 0	0- 0	0- 0				

RPI 1-25				RPI 26-50				RPI 51-100				RPI 101+				Team's RPI: 269	
RPI	S	Opponent	Score	RPI	S	Opponent	Score	RPI	S	Opponent	Score	RPI	S	Opponent	Score		
				27	A	Central Mich.	57 88	80	A	Toledo	63 73	125	A	Northern Ill.	69 70		
				27	H	Central Mich.	53 87	80	H	Toledo	57 80	125	A	Northern Ill.	64 77		
				32	A	Ohio	56 70	82	A	Kent St.	51 55	125	H	Northern Ill.	71 74		
				36	H	Buffalo	59 61	82	H	Kent St.	52 56	138	H	New Mexico St.	54 66		
				44	H	Miami (OH)	62 81					162	A	Akron	62 69		
				46	H	Michigan	42 79					162	H	Akron	59 72		
												194	A	Eastern Mich.	61 64		
												194	H	Eastern Mich.	71 68		
												214	A	Bowling Green	84 82		
												217	A	Ball St.	65 62		
												217	H	Ball St.	72 54		
												223	N	North Dakota	50 62		
												239	A	Ole Miss	66 69		
												253	H	Loyola Chicago	53 64		
												305	A	Fla. Atlantic	69 59		
												333	H	Eastern Ky.	64 53		
												334	H	Purdue Fort Wayne	69 61		
												336	A	Detroit Mercy	54 44		
												346	N	Florida A&M	69 50		
LAST 12 Division I GAMES:																	
				125	A	Northern Ill.	69 70	82	H	Kent St.	52 56						
				125	H	Northern Ill.	71 74	32	A	Ohio	56 70						
				27	A	Central Mich.	57 88	27	H	Central Mich.	53 87						
				217	H	Ball St.	72 54	162	A	Akron	62 69						
				80	A	Toledo	63 73	82	A	Kent St.	51 55						
				194	H	Eastern Mich.	71 68	44	H	Miami (OH)	62 81						

Non-Div I Games: Saginaw Valley 75 51

Western Mich.

■ Loss, 
■ Non-Conf, S Site, 
■ Home 
■ Away 
N Neutral



Average RPI Win: 219		WON-LOST	WINNING	LAST 10	STRENGTH OF	OPP. STRENGTH	TEAM	ADJ.	CONF.	ADJ CONF.
Average RPI Loss: 129		RECORD	PCT. RANK	GAMES	SCHEDULE	OF SCHEDULE	RPI	RPI	RPI	RPI
DIV. I ONLY		12- 18	227	0- 1	224	106	257	257	9	9
DIV. I NON-CONF.		7- 6	153	0- 0	247	222	256	256	8	8
TOTALS		RPI 1-25	RPI 26-50		W-L RECORDS		RPI 51-100	RPI 101-150		RPI 150+
12- 18	0- 2	0- 1		OVERALL		1- 2	0- 5		11- 8	
10- 8	0- 2	0- 0		HOME		1- 1	0- 3		9- 2	
2- 6	0- 0	0- 0		AWAY		0- 1	0- 1		2- 4	
0- 4	0- 0	0- 1		NEUTRAL		0- 0	0- 1		0- 2	
7- 6	0- 0	0- 1		NON-CONFERENCE		1- 1	0- 3		6- 1	
7- 3	0- 0	0- 0		HOME		1- 1	0- 2		6- 0	
0- 0	0- 0	0- 0		AWAY		0- 0	0- 0		0- 0	
0- 3	0- 0	0- 1		NEUTRAL		0- 0	0- 1		0- 1	
5- 12	0- 2	0- 0		CONFERENCE		0- 1	0- 2		5- 7	
3- 5	0- 2	0- 0		HOME		0- 0	0- 1		3- 2	
2- 6	0- 0	0- 0		AWAY		0- 1	0- 1		2- 4	
0- 1	0- 0	0- 0		NEUTRAL		0- 0	0- 0		0- 1	

RPI 1-25				RPI 26-50				RPI 51-100				RPI 101+				Team's RPI: 257	
RPI	S	Opponent	Score	RPI	S	Opponent	Score	RPI	S	Opponent	Score	RPI	S	Opponent	Score		
6	H	UConn	47 84	40	N	South Dakota	64 73	69	H	Missouri St.	63 60	109	H	Houston	58 66		
15	H	UCF	49 57					76	A	Cincinnati	54 82	114	A	South Fla.	46 55		
								93	H	Creighton	71 83	115	N	Northwestern	43 65		
												142	H	Oklahoma St.	47 60		
												146	H	Tennessee Tech	45 55		
												158	A	Tulsa	49 63		
												158	H	Tulsa	71 49		
												158	N	Tulsa	50 61		
												160	N	Washington St.	59 85		
												166	A	Temple	52 68		
												166	H	Temple	40 65		
												167	A	Tulane	62 44		
												172	H	Louisiana Tech	70 56		
												183	H	Sam Houston St.	63 55		
												191	A	East Carolina	56 78		
												191	H	East Carolina	57 47		
												200	H	Grambling	70 61		
												230	A	SMU	50 78		
												230	H	SMU	53 42		
												231	A	Memphis	57 48		
												231	H	Memphis	50 71		
												332	H	Houston Baptist	68 50		
												345	H	Savannah St.	66 50		
												349	H	Ark.-Pine Bluff	76 39		
LAST 12 Division I GAMES:																	
158	N	Tulsa	50 61	15	H	UCF	49 57	230	H	SMU	53 42	345	H	Savannah St.	66 50		
160	N	Washington St.	59 85	76	A	Cincinnati	54 82	231	A	Memphis	57 48	349	H	Ark.-Pine Bluff	76 39		
158	H	Tulsa	71 49	166	H	Temple	40 65	191	H	East Carolina	57 47						
166	A	Temple	52 68														
6	H	UConn	47 84														
114	A	South Fla.	46 55														

Non-Div I Games:

Wichita St.

■ Loss, 
 ■ Non-Conf, 
 S Site, 
 ■ Home 
 ■ Away 
 N Neutral



William & Mary

Through Games Of March 14, 2019

Average RPI Win:	217	WON-LOST	WINNING	LAST 10	STRENGTH OF	OPP. STRENGTH	TEAM	ADJ.	CONF.	ADJ CONF.
Average RPI Loss:	122	RECORD	PCT. RANK	GAMES	SCHEDULE	OF SCHEDULE	RPI	RPI	RPI	RPI
DIV. I ONLY	15- 16	182	1- 0	134	158	161	161	10	10	
DIV. I NON-CONF.	7- 4	108	0- 0	162	310	111	111	10	10	
TOTALS	RPI 1-25	RPI 26-50	W-L RECORDS	RPI 51-100	RPI 101-150	RPI 150+				
15- 16	0- 0	0- 2	OVERALL	1- 5	2- 6	12- 3				
7- 7	0- 0	0- 1	HOME	0- 3	1- 2	6- 1				
7- 8	0- 0	0- 1	AWAY	1- 1	1- 4	5- 2				
1- 1	0- 0	0- 0	NEUTRAL	0- 1	0- 0	1- 0				
7- 4	0- 0	0- 0	NON-CONFERENCE	0- 1	0- 2	7- 1				
4- 1	0- 0	0- 0	HOME	0- 1	0- 0	4- 0				
3- 3	0- 0	0- 0	AWAY	0- 0	0- 2	3- 1				
0- 0	0- 0	0- 0	NEUTRAL	0- 0	0- 0	0- 0				
8- 12	0- 0	0- 2	CONFERENCE	1- 4	2- 4	5- 2				
3- 6	0- 0	0- 1	HOME	0- 2	1- 2	2- 1				
4- 5	0- 0	0- 1	AWAY	1- 1	1- 2	2- 1				
1- 1	0- 0	0- 0	NEUTRAL	0- 1	0- 0	1- 0				

RPI 1-25				RPI 26-50				RPI 51-100				RPI 101+				Team's RPI: 161	
RPI	S	Opponent	Score	RPI	S	Opponent	Score	RPI	S	Opponent	Score	RPI	S	Opponent	Score		
				35	A	James Madison	48 65	63	A	Drexel	77 72	102	A	Hartford	45 50		
				35	H	James Madison	65 78	63	H	Drexel	58 62	108	A	Old Dominion	69 83		
								63	N	Drexel	60 71	122	A	Towson	80 69		
								92	H	VCU	55 72	122	H	Towson	75 82		
								94	A	Northeastern	74 88	123	A	UNCW	58 66		
								94	H	Northeastern	71 75	123	H	UNCW	70 64		
												137	A	Delaware	52 68		
												137	H	Delaware	59 70		
												153	A	Davidson	65 76		
												191	H	East Carolina	63 43		
												218	H	George Washington	73 59		
												224	A	Hofstra	60 55		
												224	H	Hofstra	83 72		
												232	H	Howard	88 75		
												237	A	Elon	64 59		
												237	H	Elon	65 60		
												259	A	Norfolk St.	55 44		
												268	A	Loyola Maryland	65 49		
												274	H	Richmond	65 55		
												284	A	Fairfield	60 54		
												296	A	Col. of Charleston	77 79		
												296	H	Col. of Charleston	54 66		
												296	N	Col. of Charleston	61 41		
LAST 12 Division I GAMES:																	
				296	N	Col. of Charleston	61 41	35	H	James Madison	65 78						
				63	N	Drexel	60 71	122	H	Towson	75 82						
				224	H	Hofstra	83 72	237	A	Elon	64 59						
				94	H	Northeastern	71 75	123	A	UNCW	58 66						
				137	A	Delaware	52 68	296	A	Col. of Charleston	77 79						
				63	A	Drexel	77 72	63	H	Drexel	58 62						

Non-Div I Games:

William & Mary

Loss, Non-Conf, S Site, H Home A Away N Neutral



## Winthrop

## Through Games Of March 14, 2019

Average RPI Win:	286	WON-LOST	WINNING	LAST 10	STRENGTH OF	OPP. STRENGTH	TEAM	ADJ.	CONF.	ADJ CONF.
Average RPI Loss:	210	RECORD	PCT. RANK	GAMES	SCHEDULE	OF SCHEDULE	RPI	RPI	RPI	RPI
DIV. I ONLY	10- 19	257	0- 1	332	313	306	306	27	27	
DIV. I NON-CONF.	4- 6	212	0- 0	327	318	283	283	29	29	
TOTALS	RPI 1-25	RPI 26-50	W-L RECORDS	RPI 51-100	RPI 101-150	RPI 150+				
10- 19	0- 0	0- 1	OVERALL	0- 2	0- 2	10- 14				
5- 8	0- 0	0- 0	HOME	0- 1	0- 0	5- 7				
5- 11	0- 0	0- 1	AWAY	0- 1	0- 2	5- 7				
0- 0	0- 0	0- 0	NEUTRAL	0- 0	0- 0	0- 0				
4- 6	0- 0	0- 1	NON-CONFERENCE	0- 0	0- 1	4- 4				
2- 1	0- 0	0- 0	HOME	0- 0	0- 0	2- 1				
2- 5	0- 0	0- 1	AWAY	0- 0	0- 1	2- 3				
0- 0	0- 0	0- 0	NEUTRAL	0- 0	0- 0	0- 0				
6- 13	0- 0	0- 0	CONFERENCE	0- 2	0- 1	6- 10				
3- 7	0- 0	0- 0	HOME	0- 1	0- 0	3- 6				
3- 6	0- 0	0- 0	AWAY	0- 1	0- 1	3- 4				
0- 0	0- 0	0- 0	NEUTRAL	0- 0	0- 0	0- 0				

RPI 1-25			RPI 26-50			RPI 51-100			RPI 101+			Team's RPI: 306			
RPI	S	Opponent	Score	RPI	S	Opponent	Score	RPI	S	Opponent	Score	RPI	S	Opponent	Score
				35	A	James Madison	39 56	88	A	Radford	49 70	112	A	Georgia	39 85
								88	H	Radford	57 79	113	A	High Point	54 56
												178	A	UNC Asheville	36 70
												178	H	UNC Asheville	43 55
												186	A	Wisconsin	41 76
												202	A	Hampton	63 88
												202	H	Hampton	63 84
												205	A	Campbell	59 46
												205	H	Campbell	67 76
												237	H	Elon	58 57
												242	A	Gardner-Webb	64 62
												242	H	Gardner-Webb	52 65
												254	A	Wofford	53 70
												279	A	Charleston So.	57 67
												279	H	Charleston So.	57 52
												286	A	Ga. Southern	55 64
												296	A	Col. of Charleston	71 64
												299	A	South Carolina St.	58 50
												315	A	Presbyterian	62 54
												315	H	Presbyterian	52 64
												315	H	Presbyterian	55 52
												335	H	N.C. Central	66 41
												338	H	Longwood	77 69
												341	H	Western Caro.	57 65
												343	A	USC Upstate	49 58
												343	H	USC Upstate	50 76
LAST 12 Division I GAMES:															
				315	H	Presbyterian	52 64					178	H	UNC Asheville	43 55
				202	A	Hampton	63 88					242	H	Gardner-Webb	52 65
				279	A	Charleston So.	57 67					315	A	Presbyterian	62 54
				205	H	Campbell	67 76					178	A	UNC Asheville	36 70
				343	A	USC Upstate	49 58					113	A	High Point	54 56
				88	H	Radford	57 79					315	H	Presbyterian	55 52

Non-Div I Games: Newberry

63 67

Winthrop

Loss, Non-Conf, S Site, H Home A Away N Neutral



Average RPI Win: 199		WON-LOST	WINNING	LAST 10	STRENGTH OF	OPP. STRENGTH	TEAM	ADJ.	CONF.	ADJ CONF.
Average RPI Loss: 83		RECORD	PCT. RANK	GAMES	SCHEDULE	OF SCHEDULE	RPI	RPI	RPI	RPI
DIV. I ONLY		15- 18	202	1- 0	166	72	186	186	4	4
DIV. I NON-CONF.		9- 3	62	0- 0	315	215	173	173	6	6
TOTALS		RPI 1-25	RPI 26-50		W-L RECORDS		RPI 51-100	RPI 101-150	RPI 150+	
15- 18	0- 2	1- 5		OVERALL		2- 3	4- 7		8- 1	
10- 6	0- 0	1- 2		HOME		2- 1	1- 3		6- 0	
1- 10	0- 2	0- 2		AWAY		0- 1	0- 4		1- 1	
4- 2	0- 0	0- 1		NEUTRAL		0- 1	3- 0		1- 0	
9- 3	0- 0	0- 0		NON-CONFERENCE		0- 3	2- 0		7- 0	
6- 1	0- 0	0- 0		HOME		0- 1	1- 0		5- 0	
1- 1	0- 0	0- 0		AWAY		0- 1	0- 0		1- 0	
2- 1	0- 0	0- 0		NEUTRAL		0- 1	1- 0		1- 0	
6- 15	0- 2	1- 5		CONFERENCE		2- 0	2- 7		1- 1	
4- 5	0- 0	1- 2		HOME		2- 0	0- 3		1- 0	
0- 9	0- 2	0- 2		AWAY		0- 0	0- 4		0- 1	
2- 1	0- 0	0- 1		NEUTRAL		0- 0	2- 0		0- 0	

RPI	S	Opponent	Score	RPI	S	Opponent	Score	RPI	S	Opponent	Score	RPI	S	Opponent	Score	Team's RPI: 186
7	A	Iowa	53 <b>71</b>	28	A	Rutgers	53 <b>73</b>	65	N	Arkansas	68 <b>69</b>	101	A	Ohio St.	68 <b>70</b>	
14	A	Maryland	57 <b>75</b>	43	H	Michigan St.	79 62	67	A	Green Bay	46 <b>55</b>	101	H	Ohio St.	50 <b>61</b>	
				46	A	Michigan	49 <b>59</b>	77	H	Duke	53 <b>60</b>	101	N	Ohio St.	73 63	
				46	H	Michigan	70 <b>76</b>	87	H	Purdue	76 69	106	A	Minnesota	56 <b>74</b>	
				46	N	Michigan	65 <b>73</b>	95	H	Nebraska	70 69	106	H	Minnesota	50 <b>78</b>	
				47	H	Indiana	68 <b>75</b>					115	A	Northwestern	46 <b>72</b>	
												127	N	Pittsburgh	57 42	
												130	H	IUPUI	65 64	
												145	A	Penn St.	64 <b>71</b>	
												145	H	Penn St.	59 <b>65</b>	
												145	N	Penn St.	65 57	
												198	A	Milwaukee	68 57	
												219	H	Marshall	67 49	
												225	A	Illinois	68 <b>78</b>	
												225	H	Illinois	75 67	
												304	N	Tennessee St.	58 53	
												306	H	Winthrop	76 41	
												321	H	North Dakota St.	64 53	
												331	H	Evansville	96 60	
												348	H	Chicago St.	85 38	
LAST 12 Division I GAMES:																
145	N	Penn St.	65 57	225	H	Illinois	75 67	101	A	Ohio St.	68 <b>70</b>	43	H	Michigan St.	79 62	
101	N	Ohio St.	73 63	225	A	Illinois	68 <b>78</b>	46	H	Michigan	70 <b>76</b>	14	A	Maryland	57 <b>75</b>	
46	N	Michigan	65 <b>73</b>	46	A	Michigan	49 <b>59</b>									
46	A	Michigan	49 <b>59</b>													
101	H	Ohio St.	50 <b>61</b>													
28	A	Rutgers	53 <b>73</b>													

Non-Div I Games:

Wisconsin



Average RPI Win: <b>276</b>	WON-LOST	WINNING	LAST 10	STRENGTH OF	OPP. STRENGTH	TEAM	ADJ.	CONF.	ADJ CONF.
Average RPI Loss: <b>184</b>	RECORD	PCT. RANK	GAMES	SCHEDULE	OF SCHEDULE	RPI	RPI	RPI	RPI
DIV. I ONLY	13- 15	197	1- 0	338	251	254	254	28	28
DIV. I NON-CONF.	5- 7	206	0- 0	323	244	250	250	24	24
TOTALS	RPI 1-25	RPI 26-50	W-L RECORDS	RPI 51-100	RPI 101-150	RPI 150+			
13- 15	0- 0	0- 1	OVERALL	0- 1	0- 5	13- 8			
9- 1	0- 0	0- 0	HOME	0- 0	0- 1	9- 0			
3- 13	0- 0	0- 1	AWAY	0- 1	0- 3	3- 8			
1- 1	0- 0	0- 0	NEUTRAL	0- 0	0- 1	1- 0			
5- 7	0- 0	0- 1	NON-CONFERENCE	0- 1	0- 2	5- 3			
3- 0	0- 0	0- 0	HOME	0- 0	0- 0	3- 0			
2- 7	0- 0	0- 1	AWAY	0- 1	0- 2	2- 3			
0- 0	0- 0	0- 0	NEUTRAL	0- 0	0- 0	0- 0			
8- 8	0- 0	0- 0	CONFERENCE	0- 0	0- 3	8- 5			
6- 1	0- 0	0- 0	HOME	0- 0	0- 1	6- 0			
1- 6	0- 0	0- 0	AWAY	0- 0	0- 1	1- 5			
1- 1	0- 0	0- 0	NEUTRAL	0- 0	0- 1	1- 0			

RPI S	Opponent	Score	RPI S	Opponent	Score	RPI S	Opponent	Score	RPI S	Opponent	Score	Team's RPI: 254
49	A Clemson	77 85	66	A Georgia Tech	40 81	104	A Charlotte	63 85	124	A Appalachian St.	70 94	
						131	A Mercer	59 65	131	H Mercer	79 81	
						131	N Mercer	51 69	168	A Chattanooga	82 89	
						168	H Chattanooga	64 60	178	A UNC Asheville	46 60	
						190	A Furman	50 63	190	H Furman	84 75	
						240	A ETSU	79 92	240	H ETSU	77 74	
						240	N ETSU	75 66	242	H Gardner-Webb	59 53	
						286	A Ga. Southern	81 65	289	A Samford	62 79	
						289	H Samford	71 62	296	H Col. of Charleston	78 58	
						306	H Winthrop	70 53	308	A UNC Greensboro	61 77	
						308	H UNC Greensboro	93 66	315	A Presbyterian	50 61	
						335	A N.C. Central	59 66	338	A Longwood	101 72	
						341	A Western Caro.	63 55	341	H Western Caro.	91 65	
LAST 12 Division I GAMES:												
240	N ETSU	75 66	240	H ETSU	77 74							
131	N Mercer	51 69	341	A Western Caro.	63 55							
131	A Mercer	59 65	308	A UNC Greensboro	61 77							
289	A Samford	62 79	289	H Samford	71 62							
190	H Furman	84 75	131	H Mercer	79 81							
168	H Chattanooga	64 60	190	A Furman	50 63							

Non-Div I Games: Warren Wilson 107 30 Southern Wesleyan 110 47 Brevard 106 52

Wofford

Loss, Non-Conf, S Site, H Home A Away N Neutral



Average RPI Win:	213	WON-LOST	WINNING	LAST 10	STRENGTH OF	OPP. STRENGTH	TEAM	ADJ.	CONF.	ADJ CONF.
Average RPI Loss:	108	RECORD	PCT. RANK	GAMES	SCHEDULE	OF SCHEDULE	RPI	RPI	RPI	RPI
DIV. I ONLY	26- 6	21	1- 0	210	200	56	56	21	21	
DIV. I NON-CONF.	7- 4	108	0- 0	69	151	50	50	19	19	
TOTALS	RPI 1-25	RPI 26-50	W-L RECORDS	RPI 51-100	RPI 101-150	RPI 150+				
26- 6	0- 0	0- 2	OVERALL	4- 1	5- 2	17- 1				
11- 1	0- 0	0- 1	HOME	2- 0	2- 0	7- 0				
9- 5	0- 0	0- 1	AWAY	0- 1	1- 2	8- 1				
6- 0	0- 0	0- 0	NEUTRAL	2- 0	2- 0	2- 0				
7- 4	0- 0	0- 2	NON-CONFERENCE	2- 0	1- 1	4- 1				
1- 1	0- 0	0- 1	HOME	1- 0	0- 0	0- 0				
2- 3	0- 0	0- 1	AWAY	0- 0	0- 1	2- 1				
4- 0	0- 0	0- 0	NEUTRAL	1- 0	1- 0	2- 0				
19- 2	0- 0	0- 0	CONFERENCE	2- 1	4- 1	13- 0				
10- 0	0- 0	0- 0	HOME	1- 0	2- 0	7- 0				
7- 2	0- 0	0- 0	AWAY	0- 1	1- 1	6- 0				
2- 0	0- 0	0- 0	NEUTRAL	1- 0	1- 0	0- 0				

RPI S	Opponent	Score	RPI S	Opponent	Score	RPI S	Opponent	Score	RPI S	Opponent	Score
43	A Michigan St.	68 84	45	H Belmont	63 79	63	N Drexel	71 63	104	A Charlotte	85 88
						67	A Green Bay	37 56	116	N Marist	76 60
						67	H Green Bay	85 67	121	A Youngstown St.	68 83
						67	N Green Bay	55 52	121	H Youngstown St.	70 65
						82	H Kent St.	61 55	130	A IUPUI	78 75
									130	H IUPUI	66 59
									130	N IUPUI	60 51
									198	A Milwaukee	73 69
									198	H Milwaukee	61 57
									204	A UNLV	68 52
									208	N Stetson	57 44
									224	N Hofstra	93 64
									244	A Northern Ky.	61 55
									244	H Northern Ky.	78 56
									265	A Manhattan	60 44
									266	A CSU Bakersfield	74 76
									283	A Cleveland St.	70 65
									283	H Cleveland St.	78 52
									310	A Oakland	73 64
									310	H Oakland	83 60
									310	H Oakland	69 58
									336	A Detroit Mercy	76 73
									336	H Detroit Mercy	78 59
									339	A UIC	79 46
									339	H UIC	72 47
LAST 12 Division I GAMES:											
310	H Oakland	83 60	283	H Cleveland St.	78 52						
130	N IUPUI	60 51	244	H Northern Ky.	78 56						
67	N Green Bay	55 52	67	A Green Bay	37 56						
310	A Oakland	73 64	198	A Milwaukee	73 69						
336	A Detroit Mercy	76 73	130	H IUPUI	66 59						
121	H Youngstown St.	70 65	339	H UIC	72 47						

Non-Div I Games: Kentucky St. 83 53

Wright St.



## Wyoming

Through Games Of March 14, 2019

Average RPI Win:	197	WON-LOST	WINNING	LAST 10	STRENGTH OF	OPP. STRENGTH	TEAM	ADJ.	CONF.	ADJ CONF.
Average RPI Loss:	79	RECORD	PCT. RANK	GAMES	SCHEDULE	OF SCHEDULE	RPI	RPI	RPI	RPI
DIV. I ONLY	20- 8	56	2- 1	98	134	61	61	15	15	
DIV. I NON-CONF.	5- 2	82	0- 0	26	54	23	23	12	12	
TOTALS	RPI 1-25	RPI 26-50	W-L RECORDS	RPI 51-100	RPI 101-150	RPI 150+				
20- 8	0- 0	2- 3	OVERALL	1- 3	2- 1	15- 1				
11- 2	0- 0	2- 0	HOME	1- 1	1- 1	7- 0				
6- 5	0- 0	0- 2	AWAY	0- 2	1- 0	5- 1				
3- 1	0- 0	0- 1	NEUTRAL	0- 0	0- 0	3- 0				
5- 2	0- 0	1- 1	NON-CONFERENCE	1- 1	1- 0	2- 0				
4- 0	0- 0	1- 0	HOME	1- 0	1- 0	1- 0				
0- 2	0- 0	0- 1	AWAY	0- 1	0- 0	0- 0				
1- 0	0- 0	0- 0	NEUTRAL	0- 0	0- 0	1- 0				
15- 6	0- 0	1- 2	CONFERENCE	0- 2	1- 1	13- 1				
7- 2	0- 0	1- 0	HOME	0- 1	0- 1	6- 0				
6- 3	0- 0	0- 1	AWAY	0- 1	1- 0	5- 1				
2- 1	0- 0	0- 1	NEUTRAL	0- 0	0- 0	2- 0				

RPI 1-25				RPI 26-50				RPI 51-100				Team's RPI: 61				RPI 101+			
RPI	S	Opponent	Score	RPI	S	Opponent	Score	RPI	S	Opponent	Score	RPI	S	Opponent	Score	RPI	S	Opponent	Score
				26	H	South Dakota St.	77 70	54	A	New Mexico	50 57	118	A	Fresno St.	63 56				
				38	A	Boise St.	64 72	54	H	New Mexico	75 78	118	H	Fresno St.	64 66				
				38	H	Boise St.	64 52	84	H	Idaho	64 61	147	H	Montana St.	66 58				
				38	N	Boise St.	51 68	100	A	Pacific	64 70	165	H	Denver	78 74				
				50	A	Saint Mary's (CA)	84 90					175	N	North Texas	53 49				

Non-Div I Games: Chadron St. 80 33 UC-Colo. Springs 98 37

Wyoming

Loss, Non-Conf, S Site, H Home A Away N Neutral



Average RPI Win:	230	WON-LOST	WINNING	LAST 10	STRENGTH OF	OPP. STRENGTH	TEAM	ADJ.	CONF.	ADJ CONF.
Average RPI Loss:	75	RECORD	PCT. RANK	GAMES	SCHEDULE	OF SCHEDULE	RPI	RPI	RPI	RPI
DIV. I ONLY	11- 19	242	0- 1	120	80	215	215	6	6	
DIV. I NON-CONF.	9- 2	43	0- 0	288	299	140	140	4	4	
TOTALS	RPI 1-25	RPI 26-50	W-L RECORDS	RPI 51-100	RPI 101-150	RPI 150+				
11- 19	0- 4	0- 0	OVERALL	0- 9	3- 6	8- 0				
9- 9	0- 2	0- 0	HOME	0- 4	2- 3	7- 0				
2- 9	0- 2	0- 0	AWAY	0- 5	1- 2	1- 0				
0- 1	0- 0	0- 0	NEUTRAL	0- 0	0- 1	0- 0				
9- 2	0- 0	0- 0	NON-CONFERENCE	0- 1	1- 1	8- 0				
8- 1	0- 0	0- 0	HOME	0- 0	1- 1	7- 0				
1- 1	0- 0	0- 0	AWAY	0- 1	0- 0	1- 0				
0- 0	0- 0	0- 0	NEUTRAL	0- 0	0- 0	0- 0				
2- 17	0- 4	0- 0	CONFERENCE	0- 8	2- 5	0- 0				
1- 8	0- 2	0- 0	HOME	0- 4	1- 2	0- 0				
1- 8	0- 2	0- 0	AWAY	0- 4	1- 2	0- 0				
0- 1	0- 0	0- 0	NEUTRAL	0- 0	0- 1	0- 0				

RPI	S	Opponent	Score	RPI	S	Opponent	Score	RPI	S	Opponent	Score	RPI	S	Opponent	Score	Team's RPI:	215
12	A	Marquette	53 79					55	A	Villanova	71 75	106	H	Minnesota	53 78		
12	H	Marquette	44 90					55	H	Villanova	63 68	116	A	St. John's (NY)	41 70		
20	A	DePaul	48 81					68	A	Georgetown	61 68	116	H	St. John's (NY)	57 76		
20	H	DePaul	71 73					68	H	Georgetown	64 67	120	A	Providence	58 71		
								75	A	Butler	38 63	120	H	Providence	55 63		
								75	H	Butler	41 63	120	N	Providence	62 70		
								76	A	Cincinnati	61 79	141	A	Seton Hall	80 76		
								93	A	Creighton	62 66	141	H	Seton Hall	63 62		
								93	H	Creighton	52 53	146	H	Tennessee Tech	70 60		
												151	A	Wake Forest	62 50		
												200	H	North Ala.	94 81		
												214	H	Bowling Green	65 49		
												270	H	Alabama St.	87 58		
												284	H	Fairfield	48 35		
												291	H	New Orleans	61 45		
												340	H	Delaware St.	80 59		
												348	H	Chicago St.	91 57		
LAST 12 Division I GAMES:																	
120	N	Providence	62 70	120	H	Providence	55 63										
68	H	Georgetown	64 67	75	A	Butler	38 63										
55	H	Villanova	63 68	116	A	St. John's (NY)	41 70										
12	A	Marquette	53 79	141	A	Seton Hall	80 76										
20	A	DePaul	48 81	20	H	DePaul	71 73										
93	H	Creighton	52 53	12	H	Marquette	44 90										

Non-Div I Games:

Xavier



Average RPI Win:	232	WON-LOST	WINNING	LAST 10	STRENGTH OF	OPP. STRENGTH	TEAM	ADJ.	CONF.	ADJ CONF.
Average RPI Loss:	126	RECORD	PCT. RANK	GAMES	SCHEDULE	OF SCHEDULE	RPI	RPI	RPI	RPI
DIV. I ONLY	16- 13	143	1- 0	160	234	135	135	11	11	
DIV. I NON-CONF.	10- 5	91	1- 0	197	333	90	90	11	11	
TOTALS	RPI 1-25	RPI 26-50	W-L RECORDS	RPI 51-100	RPI 101-150	RPI 150+				
16- 13	0- 0	0- 0	OVERALL	2- 6	1- 3	13- 4				
7- 3	0- 0	0- 0	HOME	1- 2	0- 0	6- 1				
6- 10	0- 0	0- 0	AWAY	1- 4	1- 3	4- 3				
3- 0	0- 0	0- 0	NEUTRAL	0- 0	0- 0	3- 0				
10- 5	0- 0	0- 0	NON-CONFERENCE	0- 2	1- 3	9- 0				
3- 0	0- 0	0- 0	HOME	0- 0	0- 0	3- 0				
4- 5	0- 0	0- 0	AWAY	0- 2	1- 3	3- 0				
3- 0	0- 0	0- 0	NEUTRAL	0- 0	0- 0	3- 0				
6- 8	0- 0	0- 0	CONFERENCE	2- 4	0- 0	4- 4				
4- 3	0- 0	0- 0	HOME	1- 2	0- 0	3- 1				
2- 5	0- 0	0- 0	AWAY	1- 2	0- 0	1- 3				
0- 0	0- 0	0- 0	NEUTRAL	0- 0	0- 0	0- 0				

RPI S	Opponent	Score	RPI S	Opponent	Score	RPI S	Opponent	Score	RPI S	Opponent	Score	Team's RPI: 135
						51	A Princeton	96 86	116	A St. John's (NY)	52 56	
						51	H Princeton	68 80	120	A Providence	42 59	
						58	A Penn	48 54	121	A Youngstown St.	58 56	
						58	H Penn	56 65	125	A Northern Ill.	80 89	
						62	A SFA	57 67	182	N Saint Louis	58 52	
						76	A Cincinnati	52 66	195	N N.C. A&T	59 49	
						86	A Harvard	69 83	197	A Cornell	56 66	
						86	H Harvard	65 62	197	H Cornell	41 43	
									210	A Dartmouth	54 56	
									210	H Dartmouth	64 49	
									248	H Colgate	80 61	
									250	A Columbia	67 54	
									250	H Columbia	69 61	
									275	N Niagara	67 64	
									280	A Vermont	58 55	
									282	A Brown	71 86	
									282	H Brown	84 72	
									290	A Army West Point	62 51	
									319	A Wagner	74 41	
									328	H Central Conn. St.	58 46	
									347	H Saint Peter's	72 56	
LAST 12 Division I GAMES:												
195	N	N.C. A&T	59	49	197	A	Cornell	56	66			
62	A	SFA	57	67	86	A	Harvard	69	83			
275	N	Niagara	67	64	210	A	Dartmouth	54	56			
51	H	Princeton	68	80	197	H	Cornell	41	43			
58	H	Penn	56	65	250	H	Columbia	69	61			
250	A	Columbia	67	54	58	A	Penn	48	54			

Non-Div I Games:

Yale

■ Loss, 
 ■ Non-Conf, 
 ■ S Site, 
 ■ H Home 
 ■ A Away 
 N Neutral



Average RPI Win:	232	WON-LOST	WINNING	LAST 10	STRENGTH OF	OPP. STRENGTH	TEAM	ADJ.	CONF.	ADJ CONF.
Average RPI Loss:	113	RECORD	PCT. RANK	GAMES	SCHEDULE	OF SCHEDULE	RPI	RPI	RPI	RPI
DIV. I ONLY	20- 9	70	1- 0	234	223	121	121	21	21	
DIV. I NON-CONF.	6- 3	91	0- 0	102	219	80	80	19	19	
TOTALS	RPI 1-25	RPI 26-50	W-L RECORDS	RPI 51-100	RPI 101-150	RPI 150+				
20- 9	0- 0	0- 1	OVERALL	2- 4	2- 2	16- 2				
14- 1	0- 0	0- 0	HOME	2- 0	1- 1	11- 0				
6- 7	0- 0	0- 1	AWAY	0- 3	1- 1	5- 2				
0- 1	0- 0	0- 0	NEUTRAL	0- 1	0- 0	0- 0				
6- 3	0- 0	0- 1	NON-CONFERENCE	0- 1	1- 1	5- 0				
4- 1	0- 0	0- 0	HOME	0- 0	0- 1	4- 0				
2- 2	0- 0	0- 1	AWAY	0- 1	1- 0	1- 0				
0- 0	0- 0	0- 0	NEUTRAL	0- 0	0- 0	0- 0				
14- 6	0- 0	0- 0	CONFERENCE	2- 3	1- 1	11- 2				
10- 0	0- 0	0- 0	HOME	2- 0	1- 0	7- 0				
4- 5	0- 0	0- 0	AWAY	0- 2	0- 1	4- 2				
0- 1	0- 0	0- 0	NEUTRAL	0- 1	0- 0	0- 0				

RPI 1-25				RPI 26-50				RPI 51-100				RPI 101+ Team's RPI: 121			
RPI	S	Opponent	Score	RPI	S	Opponent	Score	RPI	S	Opponent	Score	RPI	S	Opponent	Score
				42	A	Bucknell	68 73	56	A	Wright St.	65 70	127	A	Pittsburgh	64 55
								56	H	Wright St.	83 68	130	A	IUPUI	44 64
								67	A	Green Bay	42 60	130	H	IUPUI	70 52
								67	H	Green Bay	70 59	135	H	Yale	56 58
								67	N	Green Bay	53 55	162	H	Akron	72 61
								82	A	Kent St.	34 62	179	H	Robert Morris	69 59
												193	H	Saint Francis (PA)	80 56
												198	A	Milwaukee	68 71
												198	H	Milwaukee	67 47
												198	H	Milwaukee	64 58
												244	A	Northern Ky.	62 65
												244	H	Northern Ky.	77 66
												253	H	Loyola Chicago	74 63
												283	A	Cleveland St.	74 61
												283	H	Cleveland St.	73 55
												287	A	Canisius	62 36
												310	A	Oakland	69 55
												310	H	Oakland	76 61
												336	A	Detroit Mercy	85 59
												336	H	Detroit Mercy	91 45
												339	A	UIC	83 59
												339	H	UIC	81 29
LAST 12 Division I GAMES:															
				198	H	Milwaukee	64 58	67	H	Green Bay	70 59				
				67	N	Green Bay	53 55	339	A	UIC	83 59				
				283	A	Cleveland St.	74 61	130	A	IUPUI	44 64				
				56	A	Wright St.	65 70	336	H	Detroit Mercy	91 45				
				244	A	Northern Ky.	62 65	310	H	Oakland	76 61				
				198	H	Milwaukee	67 47	283	H	Cleveland St.	73 55				

Non-Div I Games: Thiel 76 53 Carlow 90 31

Youngstown St.

Loss, Non-Conf, S Site, H Home A Away N Neutral