

Non-Conference Through Games of March 10, 2018									
Average RPI Win: 266	WON-LOST	WINNING	LAST 10	STRENGTH OF	OPP. STRENGTH	TEAM	ADJ.	CONF.	ADJ CONF.
Average RPI Loss: 215	RECORD	PCT. RANK	GAMES	SCHEDULE	OF SCHEDULE	RPI	RPI	RPI	RPI
DIV. I ONLY	15- 14	162	6- 4	331	312	250	250	27	27
DIV. I NON-CONF.	3- 7	250	0- 0	303	285	307	307	27	27

TOTALS	RPI 1-25	RPI 26-50		W-L RECORDS		RPI 51-100	RPI 101-150	RPI 150+	
15- 14	0- 0	0- 0		OVERALL		0- 0	0- 2	15- 12	
8- 6	0- 0	0- 0		HOME		0- 0	0- 1	8- 5	
6- 7	0- 0	0- 0		AWAY		0- 0	0- 1	6- 6	
1- 1	0- 0	0- 0		NEUTRAL		0- 0	0- 0	1- 1	
3- 7	0- 0	0- 0		NON-CONFERENCE		0- 0	0- 0	3- 7	
1- 4	0- 0	0- 0		HOME		0- 0	0- 0	1- 4	
1- 3	0- 0	0- 0		AWAY		0- 0	0- 0	1- 3	
1- 0	0- 0	0- 0		NEUTRAL		0- 0	0- 0	1- 0	
12- 7	0- 0	0- 0		CONFERENCE		0- 0	0- 2	12- 5	
7- 2	0- 0	0- 0		HOME		0- 0	0- 1	7- 1	
5- 4	0- 0	0- 0		AWAY		0- 0	0- 1	5- 3	
0- 1	0- 0	0- 0		NEUTRAL		0- 0	0- 0	0- 1	

[illegible]

Non-Div I Games: Huston-Tillotson 99 33

A&M-Corpus Christi

Loss, Non-Conf, S Site, H Home A Away N Neutral

A
&
M
-
C
o
r
p
u
s
C
h
r
i
s
t
i

A&M-Corpus Christi
RPI S Opponent Score

Through Games Of March 13, 2015

RPI	S	Opponent	Score	
332	A	Southeastern La.	74	53
340	A	Incarnate Word	61	49
340	H	Incarnate Word	63	54

A
&
M
-
C
o
r
p
u
s
C
h
r
i
s
t
i

A&M-Corpus Christi

Average RPI Win:	283	WON-LOST	WINNING	LAST 10	STRENGTH OF	OPP. STRENGTH	TEAM	ADJ.	CONF.	ADJ CONF.
Average RPI Loss:	201	RECORD	PCT. RANK	GAMES	SCHEDULE	OF SCHEDULE	RPI	RPI	RPI	RPI
DIV. I ONLY	13- 12	161	6- 4	346	290	252	252	27	27	
DIV. I NON-CONF.	4- 3	136	0- 0	310	235	173	173	27	27	
TOTALS	RPI 1-25	RPI 26-50	W-L RECORDS	RPI 51-100	RPI 101-150	RPI 150+				
13- 12	0- 0	0- 0	OVERALL	0- 1	1- 2	12- 9				
6- 5	0- 0	0- 0	HOME	0- 0	1- 1	5- 4				
6- 7	0- 0	0- 0	AWAY	0- 1	0- 1	6- 5				
1- 0	0- 0	0- 0	NEUTRAL	0- 0	0- 0	1- 0				
4- 3	0- 0	0- 0	NON-CONFERENCE	0- 1	1- 1	3- 1				
2- 0	0- 0	0- 0	HOME	0- 0	1- 0	1- 0				
1- 3	0- 0	0- 0	AWAY	0- 1	0- 1	1- 1				
1- 0	0- 0	0- 0	NEUTRAL	0- 0	0- 0	1- 0				
9- 9	0- 0	0- 0	CONFERENCE	0- 0	0- 1	9- 8				
4- 5	0- 0	0- 0	HOME	0- 0	0- 1	4- 4				
5- 4	0- 0	0- 0	AWAY	0- 0	0- 0	5- 4				
0- 0	0- 0	0- 0	NEUTRAL	0- 0	0- 0	0- 0				

RPI 1-25			RPI 26-50			RPI 51-100			RPI 101+			Team's RPI: 252
RPI	S	Opponent	Score	RPI	S	Opponent	Score	RPI	S	Opponent	Score	
						64 A Kansas St.	53 68	124 H Stephen F. Austin		69 71		
								129 H Eastern Wash.		79 72		
								138 A Texas Tech		44 61		
								183 A UTSA		57 70		
								184 A Lamar		72 76		
								184 H Lamar		58 73		
								211 A Northwestern St.		56 61		
								216 H Nicholls St.		39 63		
								217 A McNeese St.		75 59		
								235 N George Mason		88 86		
								250 A A&M-Corpus Christi		40 60		
								250 H A&M-Corpus Christi		76 41		
								258 H Central Ark.		60 66		
								264 A Houston Baptist		53 50		
								264 H Houston Baptist		68 53		
								295 A Sam Houston St.		63 48		
								295 H Sam Houston St.		58 63		
								305 A New Orleans		50 71		
								332 A Southeastern La.		83 65		
								332 H Southeastern La.		75 74		
								340 A Incarnate Word		72 62		
								340 H Incarnate Word		78 54		
								342 A UMKC		80 55		
								345 H Air Force		80 44		
LAST 12 Division I GAMES:												
250 A		A&M-Corpus Christi	40 60	295 A		Sam Houston St.	63 48					
340 A		Incarnate Word	72 62	332 H		Southeastern La.	75 74					
305 A		New Orleans	50 71	184 H		Lamar	58 73					
264 H		Houston Baptist	68 53	184 A		Lamar	72 76					
332 A		Southeastern La.	83 65	264 A		Houston Baptist	53 50					
250 H		A&M-Corpus Christi	76 41	340 H		Incarnate Word	78 54					

Non-Div I Games: Howard Payne 102 60 Angelo St. 70 55 Wayland Baptist 91 64 Southwestern Christ100 52
Abilene Christian

Average RPI Win:	263	WON-LOST	WINNING	LAST 10	STRENGTH OF	OPP. STRENGTH	TEAM	ADJ.	CONF.	ADJ CONF.
Average RPI Loss:	197	RECORD	PCT. RANK	GAMES	SCHEDULE	OF SCHEDULE	RPI	RPI	RPI	RPI
DIV. I ONLY	2- 28	347	0- 10	264	278	345	345	22	22	
DIV. I NON-CONF.	1- 10	329	0- 0	242	348	341	341	20	20	
TOTALS	RPI 1-25	RPI 26-50	W-L RECORDS	RPI 51-100	RPI 101-150	RPI 150+				
2- 28	0- 0	0- 0	OVERALL	0- 6	0- 4	2- 18				
2- 11	0- 0	0- 0	HOME	0- 3	0- 1	2- 7				
0- 16	0- 0	0- 0	AWAY	0- 3	0- 3	0- 10				
0- 1	0- 0	0- 0	NEUTRAL	0- 0	0- 0	0- 1				
1- 10	0- 0	0- 0	NON-CONFERENCE	0- 1	0- 2	1- 7				
1- 3	0- 0	0- 0	HOME	0- 0	0- 0	1- 3				
0- 7	0- 0	0- 0	AWAY	0- 1	0- 2	0- 4				
0- 0	0- 0	0- 0	NEUTRAL	0- 0	0- 0	0- 0				
1- 18	0- 0	0- 0	CONFERENCE	0- 5	0- 2	1- 11				
1- 8	0- 0	0- 0	HOME	0- 3	0- 1	1- 4				
0- 9	0- 0	0- 0	AWAY	0- 2	0- 1	0- 6				
0- 1	0- 0	0- 0	NEUTRAL	0- 0	0- 0	0- 1				

RPI S	Opponent	Score	RPI S	Opponent	Score	RPI S	Opponent	Score	RPI S	Opponent	Score	Team's RPI: 345
						55	H Fresno St.	41 61	112	A Boise St.	54 81	
						84	A Colorado St.	42 62	112	H Boise St.	69 88	
						84	H Colorado St.	49 85	119	A Northern Colo.	35 76	
						96	A New Mexico	46 69	140	A Bakersfield	56 96	
						96	H New Mexico	47 70	173	A SIUE	51 86	
						99	A Army	35 79	213	A Wyoming	51 74	
									213	N Wyoming	48 70	
									224	H Santa Clara	64 85	
									228	A San Diego St.	47 70	
									228	H San Diego St.	65 74	
									229	A San Jose St.	64 91	
									229	H San Jose St.	83 80	
									234	A UNLV	61 82	
									234	H UNLV	79 91	
									252	A Abilene Christian	44 80	
									254	H Southern Utah	57 73	
									260	H Weber St.	53 71	
									279	A Utah St.	50 84	
									279	H Utah St.	53 69	
									287	A Nevada	42 74	
									287	H Nevada	53 76	
									296	H Omaha	65 57	
									309	A Denver	66 107	
									328	A Utah Valley	44 58	
LAST 12 Division I GAMES:												
			213	N Wyoming	48 70		112	H Boise St.	69 88			
			55	H Fresno St.	41 61		213	A Wyoming	51 74			
			279	A Utah St.	50 84		96	A New Mexico	46 69			
			287	A Nevada	42 74		234	H UNLV	79 91			
			84	H Colorado St.	49 85		229	H San Jose St.	83 80			
			234	A UNLV	61 82		112	A Boise St.	54 81			

Non-Div I Games:

Air Force

■ Loss,
■ Non-Conf,
■ S Site,
■ H Home
■ A Away
N Neutral

Average RPI Win: 211		WON-LOST	WINNING	LAST 10	STRENGTH OF	OPP. STRENGTH	TEAM	ADJ.	CONF.	ADJ CONF.
Average RPI Loss: 110		RECORD	PCT. RANK	GAMES	SCHEDULE	OF SCHEDULE	RPI	RPI	RPI	RPI
DIV. I ONLY		21- 8	47	6- 4	216	193	89	89	15	15
DIV. I NON-CONF.		9- 1	21	0- 0	284	219	62	62	17	17
TOTALS		RPI 1-25	RPI 26-50		W-L RECORDS		RPI 51-100	RPI 101-150	RPI 150+	
21- 8	0- 0	0- 0		OVERALL		2- 5	5- 2		14- 1	
12- 2	0- 0	0- 0		HOME		2- 1	4- 1		6- 0	
7- 5	0- 0	0- 0		AWAY		0- 3	1- 1		6- 1	
2- 1	0- 0	0- 0		NEUTRAL		0- 1	0- 0		2- 0	
9- 1	0- 0	0- 0		NON-CONFERENCE		0- 1	2- 0		7- 0	
5- 0	0- 0	0- 0		HOME		0- 0	2- 0		3- 0	
2- 1	0- 0	0- 0		AWAY		0- 1	0- 0		2- 0	
2- 0	0- 0	0- 0		NEUTRAL		0- 0	0- 0		2- 0	
12- 7	0- 0	0- 0		CONFERENCE		2- 4	3- 2		7- 1	
7- 2	0- 0	0- 0		HOME		2- 1	2- 1		3- 0	
5- 4	0- 0	0- 0		AWAY		0- 2	1- 1		4- 1	
0- 1	0- 0	0- 0		NEUTRAL		0- 1	0- 0		0- 0	

[illegible]

Non-Div I Games:	Ohio Christian	97	62
------------------	----------------	----	----

Akron

Loss, Non-Conf, S Site, H Home A Away N Neutral

Alabama

Through Games Of March 13, 2015

Average RPI Win: 220	WON-LOST	WINNING	LAST 10	STRENGTH OF	OPP. STRENGTH	TEAM	ADJ.	CONF.	ADJ CONF.
Average RPI Loss: 65	RECORD	PCT. RANK	GAMES	SCHEDULE	OF SCHEDULE	RPI	RPI	RPI	RPI
DIV. I ONLY	13- 19	238	1- 9	66	65	202	202	2	2
DIV. I NON-CONF.	11- 4	69	0- 0	267	266	167	167	4	4
TOTALS	RPI 1-25	RPI 26-50	W-L RECORDS	RPI 51-100	RPI 101-150	RPI 150+			
13- 19	0- 6	1- 4	OVERALL	0- 4	5- 2	7- 3			
10- 9	0- 3	1- 2	HOME	0- 1	3- 0	6- 3			
1- 8	0- 2	0- 2	AWAY	0- 2	1- 2	0- 0			
2- 2	0- 1	0- 0	NEUTRAL	0- 1	1- 0	1- 0			
11- 4	0- 2	1- 0	NON-CONFERENCE	0- 0	3- 0	7- 2			
8- 3	0- 1	1- 0	HOME	0- 0	1- 0	6- 2			
1- 0	0- 0	0- 0	AWAY	0- 0	1- 0	0- 0			
2- 1	0- 1	0- 0	NEUTRAL	0- 0	1- 0	1- 0			
2- 15	0- 4	0- 4	CONFERENCE	0- 4	2- 2	0- 1			
2- 6	0- 2	0- 2	HOME	0- 1	2- 0	0- 1			
0- 8	0- 2	0- 2	AWAY	0- 2	0- 2	0- 0			
0- 1	0- 0	0- 0	NEUTRAL	0- 1	0- 0	0- 0			

RPI	S	Opponent	Score	RPI	S	Opponent	Score	RPI	S	Opponent	Score	RPI	S	Opponent	Score	Team's RPI: 202
2	A	Tennessee	56 77	29	A	Mississippi St.	50 66	58	A	LSU	39 51	103	A	Ole Miss	63 77	
3	A	South Carolina	54 85	29	H	Mississippi St.	55 57	59	A	Georgia	47 64	104	H	Missouri	67 64	
3	H	South Carolina	59 102	32	A	Texas A&M	49 70	62	H	Vanderbilt	52 55	105	A	Kansas	85 80	
8	H	Kentucky	66 78	36	H	Nebraska	53 51	62	N	Vanderbilt	56 66	132	H	UT Martin	68 55	
14	H	Duke	40 90	42	H	Arkansas	42 53					143	N	Temple	58 51	
25	N	Quinnipiac	66 73									150	A	Auburn	73 80	
												150	H	Auburn	51 50	
												160	H	Florida	49 53	
												194	H	Mercer	39 46	
												207	H	Jacksonville St.	62 64	
												220	H	USC Upstate	74 65	
												300	N	Georgetown	72 58	
												305	H	New Orleans	87 58	
												336	H	Ark.-Pine Bluff	71 27	
												338	H	Florida A&M	60 44	
												346	H	Alabama A&M	75 44	
												349	H	Mississippi Val.	71 40	
LAST 12 Division I GAMES:																
		62 N Vanderbilt	56 66			104 H Missouri	67 64									
		150 A Auburn	73 80			58 A LSU	39 51									
		160 H Florida	49 53			42 H Arkansas	42 53									
		29 H Mississippi St.	55 57			3 A South Carolina	54 85									
		2 A Tennessee	56 77			62 H Vanderbilt	52 55									
		32 A Texas A&M	49 70			150 H Auburn	51 50									

Non-Div I Games:

Alabama

■ Loss,
 ■ Non-Conf, S Site,
 ■ Home
 ■ Away
 N Neutral

Alabama A&M

Through Games Of March 13, 2015

Average RPI Win:	296	WON-LOST	WINNING	LAST 10	STRENGTH OF	OPP. STRENGTH	TEAM	ADJ.	CONF.	ADJ CONF.
Average RPI Loss:	237	RECORD	PCT. RANK	GAMES	SCHEDULE	OF SCHEDULE	RPI	RPI	RPI	RPI
DIV. I ONLY	6- 24	314	2- 8	332	348	346	346	32	32	
DIV. I NON-CONF.	1- 10	329	0- 0	211	309	333	333	31	31	
TOTALS	RPI 1-25	RPI 26-50	W-L RECORDS	RPI 51-100	RPI 101-150	RPI 150+				
6- 24	0- 0	0- 1	OVERALL	0- 0	0- 3	6- 20				
5- 8	0- 0	0- 0	HOME	0- 0	0- 2	5- 6				
1- 15	0- 0	0- 1	AWAY	0- 0	0- 1	1- 13				
0- 1	0- 0	0- 0	NEUTRAL	0- 0	0- 0	0- 1				
1- 10	0- 0	0- 1	NON-CONFERENCE	0- 0	0- 3	1- 6				
1- 3	0- 0	0- 0	HOME	0- 0	0- 2	1- 1				
0- 7	0- 0	0- 1	AWAY	0- 0	0- 1	0- 5				
0- 0	0- 0	0- 0	NEUTRAL	0- 0	0- 0	0- 0				
5- 14	0- 0	0- 0	CONFERENCE	0- 0	0- 0	5- 14				
4- 5	0- 0	0- 0	HOME	0- 0	0- 0	4- 5				
1- 8	0- 0	0- 0	AWAY	0- 0	0- 0	1- 8				
0- 1	0- 0	0- 0	NEUTRAL	0- 0	0- 0	0- 1				

RPI S	Opponent	Score	RPI S	Opponent	Score	RPI S	Opponent	Score	RPI S	Opponent	Score	Team's RPI: 346
27	A Western Ky.	44 96							103	A Ole Miss	47 71	
									109	H East Tenn. St.	64 88	
									122	H Louisiana Tech	68 70	
									163	H Kennesaw St.	73 66	
									187	A Texas Southern	54 67	
									187	H Texas Southern	46 83	
									202	A Alabama	44 75	
									205	A Samford	50 61	
									224	A Southern U.	53 84	
									224	H Southern U.	55 77	
									247	A Prairie View	64 81	
									247	H Prairie View	71 81	
									266	A Alabama St.	52 64	
									266	H Alabama St.	59 50	
									276	A Jackson St.	58 66	
									276	H Jackson St.	71 75	
									276 N	Jackson St.	82 89	
									283	A South Carolina St.	62 69	
									289	H Eastern Ky.	56 62	
									313	A Grambling	64 65	
									313	H Grambling	59 56	
									316	A Alcorn	49 73	
									316	H Alcorn	55 58	
									317	A Southeast Mo. St.	38 66	
									329	A Murray St.	81 102	
									336	A Ark.-Pine Bluff	69 70	
LAST 12 Division I GAMES:												
			276 N	Jackson St.	82 89		224	A Southern U.	53 84			
			313	A Grambling	64 65		266	A Alabama St.	52 64			
			276	A Jackson St.	58 66		336	H Ark.-Pine Bluff	72 48			
			187	H Texas Southern	46 83		349	H Mississippi Val.	71 51			
			247	H Prairie View	71 81		187	A Texas Southern	54 67			
			316	A Alcorn	49 73		247	A Prairie View	64 81			

Non-Div I Games:

Alabama A&M

■ Loss,
 ■ Non-Conf,
 ■ S Site,
 ■ Home
 ■ A Away
 N Neutral

RPI	S	Opponent	Score
336	H	Ark.-Pine Bluff	72 48
349	A	Mississippi Val.	63 58
349	H	Mississippi Val.	71 51

Alabama A&M

Albany (NY)

Through Games Of March 13, 2015

Average RPI Win:	230	WON-LOST	WINNING	LAST 10	STRENGTH OF	OPP. STRENGTH	TEAM	ADJ.	CONF.	ADJ CONF.
Average RPI Loss:	110	RECORD	PCT. RANK	GAMES	SCHEDULE	OF SCHEDULE	RPI	RPI	RPI	RPI
DIV. I ONLY	24- 8	35	9- 1	234	167	77	77	23	23	
DIV. I NON-CONF.	7- 6	154	0- 0	164	108	105	105	23	23	
TOTALS	RPI 1-25	RPI 26-50	W-L RECORDS	RPI 51-100	RPI 101-150	RPI 150+				
24- 8	0- 2	0- 1	OVERALL	1- 2	3- 1	20- 2				
9- 3	0- 0	0- 0	HOME	0- 2	2- 0	7- 1				
13- 5	0- 2	0- 1	AWAY	1- 0	1- 1	11- 1				
2- 0	0- 0	0- 0	NEUTRAL	0- 0	0- 0	2- 0				
7- 6	0- 2	0- 1	NON-CONFERENCE	0- 1	0- 1	7- 1				
1- 2	0- 0	0- 0	HOME	0- 1	0- 0	1- 1				
6- 4	0- 2	0- 1	AWAY	0- 0	0- 1	6- 0				
0- 0	0- 0	0- 0	NEUTRAL	0- 0	0- 0	0- 0				
17- 2	0- 0	0- 0	CONFERENCE	1- 1	3- 0	13- 1				
8- 1	0- 0	0- 0	HOME	0- 1	2- 0	6- 0				
7- 1	0- 0	0- 0	AWAY	1- 0	1- 0	5- 1				
2- 0	0- 0	0- 0	NEUTRAL	0- 0	0- 0	2- 0				

RPI S	Opponent	Score	RPI S	Opponent	Score	RPI S	Opponent	Score	RPI S	Opponent	Score
16	A North Carolina	56 71	27	A Western Ky.	54 63	95	A Maine	49 43	117	A Marist	58 61
25	A Quinnipiac	62 66				95	H Maine	44 52	144	A Hartford	65 50
						97	H Hofstra	55 65	144	H Hartford	84 75
									144	H Hartford	82 58
									168	A Siena	76 57
									192	A Stony Brook	64 68
									192	H Stony Brook	69 59
									208	A New Hampshire	74 48
									208	H New Hampshire	76 65
									211	A Cal St. Fullerton	71 49
									218	A UMass Lowell	78 50
									218	H UMass Lowell	93 57
									227	A Penn St.	54 53
									230	A Pepperdine	62 36
									249	H St. Francis Brooklyn	90 47
									257	A UMBC	72 62
									257	H UMBC	84 68
									257	N UMBC	66 37
									262	A Canisius	64 59
									265	A Colgate	67 48
									304	A Vermont	89 48
									304	H Vermont	76 48
									304	N Vermont	63 33
									308	H Northeastern	67 70
									324	A Binghamton	82 49
									324	H Binghamton	75 53

LAST 12 Division I GAMES:

144	H Hartford	84 75	257	H UMBC	84 68
257	N UMBC	66 37	324	H Binghamton	75 53
304	N Vermont	63 33	218	H UMass Lowell	93 57
304	H Vermont	76 48	208	A New Hampshire	74 48
144	A Hartford	65 50	95	H Maine	44 52
192	A Stony Brook	64 68	304	A Vermont	89 48

Non-Div I Games:

Albany (NY)

■ Loss,
 ■ Non-Conf,
 ■ S Site,
 ■ H Home
 ■ A Away
 N Neutral

Average RPI Win: 298	WON-LOST	WINNING	LAST 10	STRENGTH OF	OPP. STRENGTH	TEAM	ADJ.	CONF.	ADJ CONF.
Average RPI Loss: 228	RECORD	PCT. RANK	GAMES	SCHEDULE	OF SCHEDULE	RPI	RPI	RPI	RPI
DIV. I ONLY	10- 18	252	4- 6	345	345	316	316	32	32
DIV. I NON-CONF.	1- 8	322	0- 0	268	194	334	334	31	31
TOTALS	RPI 1-25	RPI 26-50	W-L RECORDS	RPI 51-100	RPI 101-150	RPI 150+			
10- 18	0- 0	0- 1	OVERALL	0- 1	0- 1	10- 15			
6- 6	0- 0	0- 0	HOME	0- 0	0- 1	6- 5			
4- 11	0- 0	0- 0	AWAY	0- 1	0- 0	4- 2			
0- 1	0- 0	0- 0	NEUTRAL	0- 0	0- 0	0- 1			
1- 8	0- 0	0- 1	NON-CONFERENCE	0- 1	0- 1	1- 5			
1- 2	0- 0	0- 0	HOME	0- 0	0- 1	1- 1			
0- 6	0- 0	0- 1	AWAY	0- 1	0- 0	0- 4			
0- 0	0- 0	0- 0	NEUTRAL	0- 0	0- 0	0- 0			
9- 10	0- 0	0- 0	CONFERENCE	0- 0	0- 0	9- 10			
5- 4	0- 0	0- 0	HOME	0- 0	0- 0	5- 4			
4- 5	0- 0	0- 0	AWAY	0- 0	0- 0	4- 5			
0- 1	0- 0	0- 0	NEUTRAL	0- 0	0- 0	0- 1			

RPI 1-25			RPI 26-50			RPI 51-100			RPI 101+ Team's RPI: 316		
RPI	S	Opponent	Score	RPI	S	Opponent	Score	RPI	S	Opponent	Score
				36	A	Nebraska	49 83	79	A	Michigan St.	41 77
								147	H	La.-Lafayette	57 64
								187	A	Texas Southern	55 73
								187	H	Texas Southern	66 75
								193	A	UAB	43 57
								221	H	La.-Monroe	62 53
								224	A	Southern U.	55 76
								224	H	Southern U.	51 59
								245	A	UTEP	53 63
								247	A	Prairie View	63 48
								247	H	Prairie View	68 46
								247	N	Prairie View	59 66
								258	H	Central Ark.	36 62
								266	A	Alabama St.	45 54
								266	H	Alabama St.	77 72
								270	A	Rice	33 61
								276	A	Jackson St.	76 69
								276	H	Jackson St.	41 65
								296	A	Omaha	39 59
								313	A	Grambling	57 64
								313	H	Grambling	57 82
								336	A	Ark.-Pine Bluff	49 51
								336	H	Ark.-Pine Bluff	45 39
								346	A	Alabama A&M	58 55
								346	H	Alabama A&M	73 49
								349	A	Mississippi Val.	50 40
								349	H	Mississippi Val.	52 47
LAST 12 Division I GAMES:											
				247	N	Prairie View	59 66	336	A	Ark.-Pine Bluff	49 51
				247	A	Prairie View	63 48	349	A	Mississippi Val.	50 40
				187	A	Texas Southern	55 73	313	H	Grambling	57 82
				224	A	Southern U.	55 76	276	H	Jackson St.	41 65
				346	H	Alabama A&M	73 49	224	H	Southern U.	51 59
				266	H	Alabama St.	77 72	346	A	Alabama A&M	58 55

Non-Div I Games:

Alcorn

■ Loss,
 ■ Non-Conf,
 ■ S Site,
 ■ H Home
 ■ A Away
 N Neutral

Average RPI Win: 212	WON-LOST	WINNING	LAST 10	STRENGTH OF	OPP. STRENGTH	TEAM	ADJ.	CONF.	ADJ CONF.
Average RPI Loss: 91	RECORD	PCT. RANK	GAMES	SCHEDULE	OF SCHEDULE	RPI	RPI	RPI	RPI
DIV. I ONLY	23- 8	41	10- 0	84	200	50	50	18	18
DIV. I NON-CONF.	5- 6	178	0- 0	23	107	86	86	19	19
TOTALS	RPI 1-25	RPI 26-50	W-L RECORDS	RPI 51-100	RPI 101-150	RPI 150+			
23- 8	0- 3	1- 1	OVERALL	1- 1	2- 0	19- 3			
11- 4	0- 2	0- 1	HOME	1- 0	1- 0	9- 1			
10- 4	0- 1	0- 0	AWAY	0- 1	1- 0	9- 2			
2- 0	0- 0	1- 0	NEUTRAL	0- 0	0- 0	1- 0			
5- 6	0- 3	1- 1	NON-CONFERENCE	0- 0	0- 0	4- 2			
1- 3	0- 2	0- 1	HOME	0- 0	0- 0	1- 0			
2- 3	0- 1	0- 0	AWAY	0- 0	0- 0	2- 2			
2- 0	0- 0	1- 0	NEUTRAL	0- 0	0- 0	1- 0			
18- 2	0- 0	0- 0	CONFERENCE	1- 1	2- 0	15- 1			
10- 1	0- 0	0- 0	HOME	1- 0	1- 0	8- 1			
8- 1	0- 0	0- 0	AWAY	0- 1	1- 0	7- 0			
0- 0	0- 0	0- 0	NEUTRAL	0- 0	0- 0	0- 0			

RPI 1-25				RPI 26-50				Team's RPI: 50	RPI 51-100				RPI 101+			
RPI	S	Opponent	Score	RPI	S	Opponent	Score		RPI	S	Opponent	Score	RPI	S	Opponent	Score
6	A	Maryland	50 94	30	H	James Madison	65 69		99	A	Army	60 68	107	A	Lehigh	75 73
11	H	George Washington	52 63	39	N	Gonzaga	59 56		99	H	Army	45 42	107	H	Lehigh	74 64
12	H	Princeton	56 63										161	A	Bucknell	60 55
													161	H	Bucknell	65 55
													180	N	Oregon	72 64
													186	A	Wake Forest	64 77
													188	A	Holy Cross	74 63
													188	H	Holy Cross	61 67
													195	A	Navy	41 29
													195	H	Navy	60 53
													195	H	Navy	59 49
													197	A	Massachusetts	61 71
													210	A	Lafayette	74 58
													210	H	Lafayette	63 44
													210	H	Lafayette	79 56
													257	H	UMBC	77 51
													265	A	Colgate	66 58
													265	H	Colgate	75 46
													284	A	Loyola Maryland	55 44
													284	H	Loyola Maryland	62 50
													306	A	UMES	64 52
													321	A	Boston U.	58 50
													321	H	Boston U.	75 45
													322	A	Manhattan	60 52
LAST 12 Division I GAMES:																
195	H	Navy	60 53	210	A	Lafayette	74 58									
210	H	Lafayette	79 56	107	H	Lehigh	74 64									
161	H	Bucknell	65 55	265	H	Colgate	75 46									
195	A	Navy	41 29	284	A	Loyola Maryland	55 44									
99	H	Army	45 42	188	H	Holy Cross	61 67									
321	A	Boston U.	58 50	195	H	Navy	59 49									

Non-Div I Games:

American

■ Loss,
 ■ Non-Conf, S Site,
 ■ Home
 ■ Away
 N Neutral

Appalachian St.

Through Games Of March 13, 2015

Average RPI Win:	215	WON-LOST	WINNING	LAST 10	STRENGTH OF	OPP. STRENGTH	TEAM	ADJ.	CONF.	ADJ CONF.
Average RPI Loss:	115	RECORD	PCT. RANK	GAMES	SCHEDULE	OF SCHEDULE	RPI	RPI	RPI	RPI
DIV. I ONLY	13- 16	211	4- 6	102	143	171	171	13	13	
DIV. I NON-CONF.	4- 4	158	0- 0	29	178	87	87	13	13	
TOTALS	RPI 1-25	RPI 26-50	W-L RECORDS	RPI 51-100	RPI 101-150	RPI 150+				
13- 16	0- 2	1- 4	OVERALL	0- 0	3- 5	9- 5				
9- 5	0- 0	1- 1	HOME	0- 0	2- 1	6- 3				
4- 10	0- 2	0- 2	AWAY	0- 0	1- 4	3- 2				
0- 1	0- 0	0- 1	NEUTRAL	0- 0	0- 0	0- 0				
4- 4	0- 2	0- 0	NON-CONFERENCE	0- 0	1- 1	3- 1				
3- 1	0- 0	0- 0	HOME	0- 0	0- 0	3- 1				
1- 3	0- 2	0- 0	AWAY	0- 0	1- 1	0- 0				
0- 0	0- 0	0- 0	NEUTRAL	0- 0	0- 0	0- 0				
9- 12	0- 0	1- 4	CONFERENCE	0- 0	2- 4	6- 4				
6- 4	0- 0	1- 1	HOME	0- 0	2- 1	3- 2				
3- 7	0- 0	0- 2	AWAY	0- 0	0- 3	3- 2				
0- 1	0- 0	0- 1	NEUTRAL	0- 0	0- 0	0- 0				

RPI 1-25				RPI 26-50				RPI 51-100				RPI 101+ Team's RPI: 171			
RPI	S	Opponent	Score	RPI	S	Opponent	Score	RPI	S	Opponent	Score	RPI	S	Opponent	Score
8	A	Kentucky	74 111	31	A	UALR	48 69					109	A	East Tenn. St.	76 70
16	A	North Carolina	52 84	31	H	UALR	49 63					113	A	Troy	87 91
				45	A	Arkansas St.	75 89					113	H	Troy	87 108
				45	H	Arkansas St.	70 69					139	A	Texas St.	58 67
				45	N	Arkansas St.	52 67					139	H	Texas St.	61 55
												147	A	La.-Lafayette	66 70
												147	H	La.-Lafayette	63 51
												148	A	Furman	79 84
												164	A	Texas-Arlington	45 55
												164	H	Texas-Arlington	53 61
												176	H	N.C. A&T	72 70
												206	H	Radford	67 68
												221	A	La.-Monroe	55 54
												221	H	La.-Monroe	80 61
												226	H	UNCW	82 72
												231	A	Georgia St.	70 80
												231	H	Georgia St.	71 76
												280	H	Gardner-Webb	77 69
												299	A	Ga. Southern	77 74
												299	H	Ga. Southern	66 39
												318	A	South Ala.	67 63
												318	H	South Ala.	70 59
LAST 12 Division I GAMES:															
				45	N	Arkansas St.	52 67	164	A	Texas-Arlington	45 55				
				164	H	Texas-Arlington	53 61	221	A	La.-Monroe	55 54				
				139	H	Texas St.	61 55	31	H	UALR	49 63				
				221	H	La.-Monroe	80 61	113	H	Troy	87 108				
				299	H	Ga. Southern	66 39	147	A	La.-Lafayette	66 70				
				231	A	Georgia St.	70 80	299	A	Ga. Southern	77 74				

Non-Div I Games: Catawba 81 64

Appalachian St.

■ Loss,
 ■ Non-Conf, S Site,
 ■ Home
 ■ Away
 N Neutral

Arizona

Through Games Of March 13, 2015

Average RPI Win:	215	WON-LOST	WINNING	LAST 10	STRENGTH OF	OPP. STRENGTH	TEAM	ADJ.	CONF.	ADJ CONF.
Average RPI Loss:	84	RECORD	PCT. RANK	GAMES	SCHEDULE	OF SCHEDULE	RPI	RPI	RPI	RPI
DIV. I ONLY	10- 20	262	2- 8	64	68	214	214	5	5	
DIV. I NON-CONF.	7- 4	107	0- 0	193	336	146	146	5	5	
TOTALS	RPI 1-25	RPI 26-50	W-L RECORDS	RPI 51-100	RPI 101-150	RPI 150+				
10- 20	1- 7	0- 1	OVERALL	0- 4	1- 6	8- 2				
8- 7	1- 3	0- 1	HOME	0- 1	1- 2	6- 0				
2- 11	0- 0	0- 0	AWAY	0- 1	0- 0	2- 0				
0- 2	0- 0	0- 0	NEUTRAL	0- 1	0- 1	0- 0				
7- 4	0- 0	0- 0	NON-CONFERENCE	0- 0	1- 4	6- 0				
5- 1	0- 0	0- 0	HOME	0- 0	1- 1	4- 0				
2- 2	0- 0	0- 0	AWAY	0- 0	0- 2	2- 0				
0- 1	0- 0	0- 0	NEUTRAL	0- 0	0- 1	0- 0				
3- 16	1- 7	0- 1	CONFERENCE	0- 4	0- 2	2- 2				
3- 6	1- 3	0- 1	HOME	0- 1	0- 1	2- 0				
0- 9	0- 4	0- 0	AWAY	0- 2	0- 1	0- 2				
0- 1	0- 0	0- 0	NEUTRAL	0- 1	0- 0	0- 0				

RPI S	Opponent	Score	RPI S	Opponent	Score	RPI S	Opponent	Score	RPI S	Opponent	Score	Team's RPI: 214
17	A Arizona St.	54 71	33	H Washington	69 79	69	H Washington St.	70 81	102	A Colorado	69 81	
17	H Arizona St.	41 88				93	A UCLA	41 75	102	H Colorado	51 66	
18	A Stanford	47 77				93	N UCLA	62 80	124	A Stephen F. Austin	60 72	
18	H Stanford	60 57				98	A Southern California	51 77	126	N Toledo	54 69	
19	A Oregon St.	48 73							132	H UT Martin	61 56	
19	H Oregon St.	55 73							138	A Texas Tech	54 57	
24	A California	56 68							140	H Bakersfield	72 76	
24	H California	46 65							180	A Oregon	61 75	
									180	H Oregon	81 78	
									186	A Wake Forest	72 69	
									193	H UAB	49 44	
									224	H Southern U.	56 45	
									238	A Utah	48 62	
									238	H Utah	64 41	
									313	H Grambling	65 51	
									330	H UC Santa Barbara	61 34	
									335	A FIU	65 58	
LAST 12 Division I GAMES:												
93	N UCLA	62 80	180	A Oregon	61 75							
238	H Utah	64 41	18	H Stanford	60 57							
102	H Colorado	51 66	24	H California	46 65							
93	A UCLA	41 75	102	A Colorado	69 81							
98	A Southern California	51 77	238	A Utah	48 62							
19	A Oregon St.	48 73	180	H Oregon	81 78							

Non-Div I Games:

Arizona

Loss, Non-Conf, S Site, H Home A Away N Neutral

Average RPI Win:	122	WON-LOST	WINNING	LAST 10	STRENGTH OF	OPP. STRENGTH	TEAM	ADJ.	CONF.	ADJ CONF.
Average RPI Loss:	21	RECORD	PCT. RANK	GAMES	SCHEDULE	OF SCHEDULE	RPI	RPI	RPI	RPI
DIV. I ONLY	27- 5	20	7- 3	34	29	17	17	5	5	
DIV. I NON-CONF.	11- 1	11	0- 0	76	44	12	12	5	5	
TOTALS	RPI 1-25	RPI 26-50	W-L RECORDS	RPI 51-100	RPI 101-150	RPI 150+				
27- 5	3- 5	2- 0	OVERALL	8- 0	5- 0	9- 0				
14- 2	1- 2	2- 0	HOME	2- 0	4- 0	5- 0				
10- 1	2- 1	0- 0	AWAY	3- 0	1- 0	4- 0				
3- 2	0- 2	0- 0	NEUTRAL	3- 0	0- 0	0- 0				
11- 1	0- 1	1- 0	NON-CONFERENCE	4- 0	3- 0	3- 0				
7- 0	0- 0	1- 0	HOME	1- 0	3- 0	2- 0				
2- 0	0- 0	0- 0	AWAY	1- 0	0- 0	1- 0				
2- 1	0- 1	0- 0	NEUTRAL	2- 0	0- 0	0- 0				
16- 4	3- 4	1- 0	CONFERENCE	4- 0	2- 0	6- 0				
7- 2	1- 2	1- 0	HOME	1- 0	1- 0	3- 0				
8- 1	2- 1	0- 0	AWAY	2- 0	1- 0	3- 0				
1- 1	0- 1	0- 0	NEUTRAL	1- 0	0- 0	0- 0				

RPI 1-25				Team's RPI: 17		RPI 26-50				RPI 51-100				RPI 101+					
RPI	S	Opponent	Score		RPI	S	Opponent	Score		RPI	S	Opponent	Score		RPI	S	Opponent	Score	
18	A	Stanford	60	57	33	H	Washington	62	48	62	N	Vanderbilt	72	67	102	A	Colorado	68	60
18	H	Stanford	53	52	34	H	Northwestern	88	75	65	A	Miami (FL)	65	61	102	H	Colorado	59	46
18	N	Stanford	56	59						66	H	Middle Tenn.	81	67	107	H	Lehigh	81	61
19	A	Oregon St.	64	70						69	H	Washington St.	78	64	127	H	Yale	69	51
19	H	Oregon St.	57	68						69	N	Washington St.	67	48	140	H	Bakersfield	83	54
23	N	Green Bay	57	63						76	N	Villanova	51	46	151	H	UC Davis	72	51
24	A	California	67	52						93	A	UCLA	68	56	180	A	Oregon	72	52
24	H	California	49	50						98	A	Southern California	76	73	180	H	Oregon	70	58
															214	A	Arizona	88	41
															214	H	Arizona	71	54
															238	A	Utah	58	48
															238	H	Utah	46	42
															255	H	SMU	77	42
															326	A	Illinois St.	89	44
LAST 12 Division I GAMES:																			
18	N	Stanford	56	59	180	A	Oregon	72	52										
69	N	Washington St.	67	48	19	A	Oregon St.	64	70										
102	H	Colorado	59	46	24	H	California	49	50										
238	H	Utah	46	42	18	H	Stanford	53	52										
98	A	Southern California	76	73	238	A	Utah	58	48										
93	A	UCLA	68	56	102	A	Colorado	68	60										

Non-Div I Games:

Arizona St.

Loss, Non-Conf, S Site, H Home A Away N Neutral

Average RPI Win:	327	WON-LOST	WINNING	LAST 10	STRENGTH OF	OPP. STRENGTH	TEAM	ADJ.	CONF.	ADJ CONF.
Average RPI Loss:	211	RECORD	PCT. RANK	GAMES	SCHEDULE	OF SCHEDULE	RPI	RPI	RPI	RPI
DIV. I ONLY	5- 21	320	3- 7	308	346	336	336	32	32	
DIV. I NON-CONF.	0- 8	339	0- 0	52	105	293	293	31	31	
TOTALS	RPI 1-25	RPI 26-50	W-L RECORDS	RPI 51-100	RPI 101-150	RPI 150+				
5- 21	0- 0	0- 3	OVERALL	0- 1	0- 0	5- 17				
3- 6	0- 0	0- 0	HOME	0- 0	0- 0	3- 6				
2- 15	0- 0	0- 0	AWAY	0- 0	0- 0	2- 1				
0- 0	0- 0	0- 0	NEUTRAL	0- 0	0- 0	0- 0				
0- 8	0- 0	0- 3	NON-CONFERENCE	0- 1	0- 0	0- 4				
0- 0	0- 0	0- 0	HOME	0- 0	0- 0	0- 0				
0- 8	0- 0	0- 3	AWAY	0- 1	0- 0	0- 4				
0- 0	0- 0	0- 0	NEUTRAL	0- 0	0- 0	0- 0				
5- 13	0- 0	0- 0	CONFERENCE	0- 0	0- 0	5- 13				
3- 6	0- 0	0- 0	HOME	0- 0	0- 0	3- 6				
2- 7	0- 0	0- 0	AWAY	0- 0	0- 0	2- 7				
0- 0	0- 0	0- 0	NEUTRAL	0- 0	0- 0	0- 0				

RPI 1-25				RPI 26-50				RPI 51-100				RPI 101+ Team's RPI: 336			
RPI	S	Opponent	Score	RPI	S	Opponent	Score	RPI	S	Opponent	Score	RPI	S	Opponent	Score
				29	A	Mississippi St.	26 83	57	A	Iowa St.	56 82	187	A	Texas Southern	58 73
				40	A	Wichita St.	26 55					187	H	Texas Southern	45 74
				46	A	Oklahoma St.	45 90					191	A	Xavier	52 89
												193	A	UAB	56 65
												202	A	Alabama	27 71
												224	A	Southern U.	42 69
												224	H	Southern U.	47 72
												247	A	Prairie View	63 84
												247	H	Prairie View	66 83
												256	A	Cincinnati	57 73
												266	A	Alabama St.	54 62
												266	H	Alabama St.	53 64
												276	A	Jackson St.	57 49
												276	H	Jackson St.	74 78
												313	A	Grambling	56 75
												313	H	Grambling	45 59
												316	A	Alcorn	39 45
												316	H	Alcorn	51 49
												346	A	Alabama A&M	48 72
												346	H	Alabama A&M	70 69
												349	A	Mississippi Val.	63 51
												349	H	Mississippi Val.	65 47
LAST 12 Division I GAMES:															
				349	A	Mississippi Val.	63 51	224	H	Southern U.	47 72				
				276	H	Jackson St.	74 78	346	A	Alabama A&M	48 72				
				313	H	Grambling	45 59	266	A	Alabama St.	54 62				
				247	A	Prairie View	63 84	276	A	Jackson St.	57 49				
				187	A	Texas Southern	58 73	313	A	Grambling	56 75				
				316	H	Alcorn	51 49	247	H	Prairie View	66 83				

Non-Div I Games: Lane 83 54 Philander Smith 76 62 Talladega 66 70

Ark.-Pine Bluff

Loss, Non-Conf, S Site, H Home A Away N Neutral

Arkansas

Through Games Of March 13, 2015

Average RPI Win:	125	WON-LOST	WINNING	LAST 10	STRENGTH OF	OPP. STRENGTH	TEAM	ADJ.	CONF.	ADJ CONF.
Average RPI Loss:	48	RECORD	PCT. RANK	GAMES	SCHEDULE	OF SCHEDULE	RPI	RPI	RPI	RPI
DIV. I ONLY	17- 13	122	5- 5	7	46	42	42	2	2	
DIV. I NON-CONF.	10- 2	31	0- 0	14	113	19	19	4	4	
TOTALS	RPI 1-25	RPI 26-50	W-L RECORDS	RPI 51-100	RPI 101-150	RPI 150+				
17- 13	2- 4	0- 5	OVERALL	4- 1	7- 2	4- 1				
9- 6	1- 3	0- 3	HOME	2- 0	3- 0	3- 0				
5- 6	0- 0	0- 2	AWAY	1- 1	3- 2	1- 1				
3- 1	1- 1	0- 0	NEUTRAL	1- 0	1- 0	0- 0				
10- 2	2- 0	0- 2	NON-CONFERENCE	2- 0	3- 0	3- 0				
5- 2	1- 0	0- 2	HOME	0- 0	1- 0	3- 0				
3- 0	0- 0	0- 0	AWAY	1- 0	2- 0	0- 0				
2- 0	1- 0	0- 0	NEUTRAL	1- 0	0- 0	0- 0				
7- 11	0- 4	0- 3	CONFERENCE	2- 1	4- 2	1- 1				
4- 4	0- 3	0- 1	HOME	2- 0	2- 0	0- 0				
2- 6	0- 0	0- 2	AWAY	0- 1	1- 2	1- 1				
1- 1	0- 1	0- 0	NEUTRAL	0- 0	1- 0	0- 0				

RPI 1-25				RPI 26-50				Team's RPI: 42	RPI 51-100				RPI 101+			
RPI	S	Opponent	Score	RPI	S	Opponent	Score		RPI	S	Opponent	Score	RPI	S	Opponent	Score
2	H	Tennessee	51 60	29	A	Mississippi St.	57 72		58	H	LSU	63 41	103	A	Ole Miss	57 71
3	H	South Carolina	56 73	32	A	Texas A&M	55 59		59	H	Georgia	54 48	103	N	Ole Miss	72 61
3	N	South Carolina	36 58	32	H	Texas A&M	50 52		62	A	Vanderbilt	53 55	104	A	Missouri	41 57
8	H	Kentucky	51 56	43	H	Rutgers	52 64		66	A	Middle Tenn.	58 51	104	H	Missouri	73 55
9	N	Iowa	77 67	47	H	South Dakota St.	75 80		92	N	Richmond	74 55	114	A	Missouri St.	59 50
22	H	Oklahoma	71 64										116	A	Tulsa	64 53
													141	H	Savannah St.	75 46
													150	A	Auburn	54 36
													150	H	Auburn	52 47
													160	A	Florida	58 72
													202	A	Alabama	53 42
													211	H	Northwestern St.	78 30
													216	H	Nicholls St.	63 52
													313	H	Grambling	77 35
LAST 12 Division I GAMES:																
		3 N South Carolina	36 58			150 A Auburn	54 36									
		103 N Ole Miss	72 61			32 A Texas A&M	55 59									
		104 A Missouri	41 57			59 H Georgia	54 48									
		8 H Kentucky	51 56			202 A Alabama	53 42									
		58 H LSU	63 41			150 H Auburn	52 47									
		3 H South Carolina	56 73			160 A Florida	58 72									

Non-Div I Games:

Arkansas

■ Loss,
 ■ Non-Conf, S Site,
 ■ Home
 ■ Away
 N Neutral

Average RPI Win: 191				WON-LOST		WINNING		LAST 10		STRENGTH OF		OPP. STRENGTH		TEAM		ADJ.		CONF.		ADJ CONF.	
Average RPI Loss: 85				RECORD		PCT. RANK		GAMES		SCHEDULE		OF SCHEDULE		RPI		RPI		RPI		RPI	
DIV. I ONLY				22- 9		54		8- 2		99		112		45		45		13		13	
DIV. I NON-CONF.				4- 5		188		0- 0		21		26		73		73		13		13	
TOTALS				RPI 1-25		RPI 26-50		W-L RECORDS		RPI 51-100		RPI 101-150		RPI 150+							
22- 9				1- 1		1- 3		OVERALL		0- 0		6- 4		14- 1							
12- 1				1- 1		1- 0		HOME		0- 0		3- 0		7- 0							
8- 8				0- 0		0- 3		AWAY		0- 0		2- 4		6- 1							
2- 0				0- 0		0- 0		NEUTRAL		0- 0		1- 0		1- 0							
4- 5				1- 1		0- 2		NON-CONFERENCE		0- 0		1- 2		2- 0							
2- 1				1- 1		0- 0		HOME		0- 0		0- 0		1- 0							
2- 4				0- 0		0- 2		AWAY		0- 0		1- 2		1- 0							
0- 0				0- 0		0- 0		NEUTRAL		0- 0		0- 0		0- 0							
18- 4				0- 0		1- 1		CONFERENCE		0- 0		5- 2		12- 1							
10- 0				0- 0		1- 0		HOME		0- 0		3- 0		6- 0							
6- 4				0- 0		0- 1		AWAY		0- 0		1- 2		5- 1							
2- 0				0- 0		0- 0		NEUTRAL		0- 0		1- 0		1- 0							

RPI 1-25				
RPI	S	Opponent	Score	
15	H	FGCU	68	74
20	H	Chattanooga	57	52

RPI 26-50			Team's RPI: 45	
RPI	S	Opponent	Score	
28	A	Ohio St.	52	67
29	A	Mississippi St.	83	93
31	A	UALR	61	63
31	H	UALR	70	69

RPI 51-100			
RPI	S	Opponent	Score

RPI 101+			
RPI	S	Opponent	Score
102	A	Colorado	69 80
105	A	Kansas	48 62
113	A	Troy	82 76
113	H	Troy	91 72
114	A	Missouri St.	78 62
139	A	Texas St.	74 83
139	H	Texas St.	68 48
147	A	La.-Lafayette	57 69
147	H	La.-Lafayette	87 65
147	N	La.-Lafayette	63 61
164	A	Texas-Arlington	80 77
164	H	Texas-Arlington	67 62
171	A	Appalachian St.	69 70
171	H	Appalachian St.	89 75
171	N	Appalachian St.	67 52
221	A	La.-Monroe	77 57
221	H	La.-Monroe	69 61
231	A	Georgia St.	61 47
231	H	Georgia St.	76 65
276	H	Jackson St.	92 60
286	A	Kent St.	59 44
299	A	Ga. Southern	81 73
299	H	Ga. Southern	86 63
318	A	South Ala.	62 50
318	H	South Ala.	70 60

LAST 12 Division I GAMES:				
147	N	La.-Lafayette	63	61
171	N	Appalachian St.	67	52
147	H	La.-Lafayette	87	65
318	H	South Ala.	70	60
139	A	Texas St.	74	83
164	H	Texas-Arlington	67	62
221	H	La.-Monroe	69	61
31	A	UALR	61	63
299	A	Ga. Southern	81	73
113	H	Troy	91	72
231	A	Georgia St.	61	47
31	H	UALR	70	69

Non-Div I Games:	Christian Bros.	79	39
------------------	-----------------	----	----

Arkansas St.

Loss, Non-Conf, S Site, H Home A Away N Neutral

Average RPI Win: 232	WON-LOST	WINNING	LAST 10	STRENGTH OF	OPP. STRENGTH	TEAM	ADJ.	CONF.	ADJ CONF.
Average RPI Loss: 142	RECORD	PCT. RANK	GAMES	SCHEDULE	OF SCHEDULE	RPI	RPI	RPI	RPI
DIV. I ONLY	22- 7	34	8- 2	294	238	99	99	18	18
DIV. I NON-CONF.	7- 2	47	0- 0	337	302	128	128	19	19
TOTALS	RPI 1-25	RPI 26-50	W-L RECORDS	RPI 51-100	RPI 101-150	RPI 150+			
22- 7	0- 1	1- 1	OVERALL	0- 0	1- 2	20- 3			
12- 2	0- 0	1- 0	HOME	0- 0	1- 1	10- 1			
10- 5	0- 1	0- 1	AWAY	0- 0	0- 1	10- 2			
0- 0	0- 0	0- 0	NEUTRAL	0- 0	0- 0	0- 0			
7- 2	0- 1	0- 0	NON-CONFERENCE	0- 0	0- 0	7- 1			
3- 0	0- 0	0- 0	HOME	0- 0	0- 0	3- 0			
4- 2	0- 1	0- 0	AWAY	0- 0	0- 0	4- 1			
0- 0	0- 0	0- 0	NEUTRAL	0- 0	0- 0	0- 0			
15- 5	0- 0	1- 1	CONFERENCE	0- 0	1- 2	13- 2			
9- 2	0- 0	1- 0	HOME	0- 0	1- 1	7- 1			
6- 3	0- 0	0- 1	AWAY	0- 0	0- 1	6- 1			
0- 0	0- 0	0- 0	NEUTRAL	0- 0	0- 0	0- 0			

RPI 1-25				RPI 26-50				RPI 51-100				Team's RPI: 99				RPI 101+			
RPI	S	Opponent	Score	RPI	S	Opponent	Score	RPI	S	Opponent	Score	RPI	S	Opponent	Score	RPI	S	Opponent	Score
25	A	Quinnipiac	64 79	50	A	American	42 45									107	A	Lehigh	51 63
				50	H	American	68 60									107	H	Lehigh	57 76
																107	H	Lehigh	66 62
																161	A	Bucknell	50 46
																161	H	Bucknell	67 45
																165	A	Central Conn. St.	74 60
																188	A	Holy Cross	53 51
																188	H	Holy Cross	67 53
																192	H	Stony Brook	68 59
																195	A	Navy	58 46
																195	H	Navy	50 53
																210	A	Lafayette	60 71
																210	H	Lafayette	57 41
																230	A	Pepperdine	56 44
																249	H	St. Francis Brooklyn	61 55
																265	A	Colgate	64 62
																265	H	Colgate	48 45
																265	H	Colgate	48 47
																284	A	Loyola Maryland	62 53
																284	H	Loyola Maryland	55 44
																302	A	Fairleigh Dickinson	48 56
																321	A	Boston U.	65 40
																321	H	Boston U.	64 50
																322	A	Manhattan	81 49
																330	A	UC Santa Barbara	61 39
																345	H	Air Force	79 35
				LAST 12 Division I GAMES:															
				107	H	Lehigh	57 76	161	A	Bucknell	50 46								
				265	H	Colgate	48 45	188	A	Holy Cross	53 51								
				210	H	Lafayette	57 41	195	A	Navy	58 46								
				321	H	Boston U.	64 50	107	H	Lehigh	66 62								
				50	A	American	42 45	284	A	Loyola Maryland	62 53								
				265	H	Colgate	48 47	321	A	Boston U.	65 40								

Non-Div I Games: St. Thomas Aquinas 70 45

Army

■ Loss,
 ■ Non-Conf, S Site,
 ■ Home
 ■ Away
 N Neutral

Average RPI Win: 188	WON-LOST	WINNING	LAST 10	STRENGTH OF	OPP. STRENGTH	TEAM	ADJ.	CONF.	ADJ CONF.
Average RPI Loss: 77	RECORD	PCT. RANK	GAMES	SCHEDULE	OF SCHEDULE	RPI	RPI	RPI	RPI
DIV. I ONLY	13- 18	229	4- 6	55	58	150	150	2	2
DIV. I NON-CONF.	9- 4	84	0- 0	196	235	99	99	4	4
TOTALS	RPI 1-25	RPI 26-50	W-L RECORDS	RPI 51-100	RPI 101-150	RPI 150+			
13- 18	1- 3	0- 5	OVERALL	2- 3	2- 4	8- 3			
8- 7	1- 1	0- 2	HOME	0- 2	2- 1	5- 1			
3- 9	0- 2	0- 2	AWAY	2- 1	0- 2	1- 2			
2- 2	0- 0	0- 1	NEUTRAL	0- 0	0- 1	2- 0			
9- 4	1- 0	0- 0	NON-CONFERENCE	0- 1	2- 2	6- 1			
7- 0	1- 0	0- 0	HOME	0- 0	2- 0	4- 0			
1- 3	0- 0	0- 0	AWAY	0- 1	0- 1	1- 1			
1- 1	0- 0	0- 0	NEUTRAL	0- 0	0- 1	1- 0			
4- 14	0- 3	0- 5	CONFERENCE	2- 2	0- 2	2- 2			
1- 7	0- 1	0- 2	HOME	0- 2	0- 1	1- 1			
2- 6	0- 2	0- 2	AWAY	2- 0	0- 1	0- 1			
1- 1	0- 0	0- 1	NEUTRAL	0- 0	0- 0	1- 0			

RPI	S	Opponent	Score	RPI	S	Opponent	Score	RPI	S	Opponent	Score	RPI	S	Opponent	Score	Team's RPI: 150
2	H	Tennessee	42 54	29	H	Mississippi St.	48 59	58	H	LSU	49 60	103	H	Ole Miss	46 51	
3	A	South Carolina	58 77	32	A	Texas A&M	45 78	59	A	Georgia	44 26	104	A	Missouri	49 59	
8	A	Kentucky	57 78	32	N	Texas A&M	47 57	59	H	Georgia	52 57	110	A	Virginia	51 66	
15	H	FGCU	72 69	42	A	Arkansas	47 52	62	A	Vanderbilt	70 58	113	H	Troy	71 54	
				42	H	Arkansas	36 54	85	A	St. John's (NY)	49 56	115	N	Hampton	42 44	
												141	H	Savannah St.	62 56	
												160	H	Florida	50 63	
												160	N	Florida	71 49	
												199	A	Winthrop	54 56	
												202	A	Alabama	50 51	
												202	H	Alabama	80 73	
												205	H	Samford	64 41	
												248	H	Marquette	79 53	
												255	N	SMU	56 43	
												313	H	Grambling	92 42	
												332	H	Southeastern La.	72 44	
												335	A	FIU	81 44	
LAST 12 Division I GAMES:																
		32 N Texas A&M	47 57			42 H Arkansas	36 54									
		160 N Florida	71 49			104 A Missouri	49 59									
		202 H Alabama	80 73			58 H LSU	49 60									
		62 A Vanderbilt	70 58			32 A Texas A&M	45 78									
		59 A Georgia	44 26			42 A Arkansas	47 52									
		103 H Ole Miss	46 51			29 H Mississippi St.	48 59									

Non-Div I Games:

Auburn

■ Loss,
■ Non-Conf, S Site,
■ Home
■ Away
N Neutral

Average RPI Win:	259	WON-LOST	WINNING	LAST 10	STRENGTH OF	OPP. STRENGTH	TEAM	ADJ.	CONF.	ADJ CONF.
Average RPI Loss:	174	RECORD	PCT. RANK	GAMES	SCHEDULE	OF SCHEDULE	RPI	RPI	RPI	RPI
DIV. I ONLY	9- 20	273	3- 7	166	310	259	259	26	26	
DIV. I NON-CONF.	2- 10	311	0- 0	31	249	229	229	26	26	
TOTALS	RPI 1-25	RPI 26-50	W-L RECORDS	RPI 51-100	RPI 101-150	RPI 150+				
9- 20	0- 1	0- 1	OVERALL	0- 3	0- 2	9- 13				
4- 8	0- 0	0- 1	HOME	0- 1	0- 1	4- 5				
4- 10	0- 1	0- 0	AWAY	0- 2	0- 1	4- 6				
1- 2	0- 0	0- 0	NEUTRAL	0- 0	0- 0	1- 2				
2- 10	0- 1	0- 1	NON-CONFERENCE	0- 3	0- 0	2- 5				
1- 3	0- 0	0- 1	HOME	0- 1	0- 0	1- 1				
0- 6	0- 1	0- 0	AWAY	0- 2	0- 0	0- 3				
1- 1	0- 0	0- 0	NEUTRAL	0- 0	0- 0	1- 1				
7- 10	0- 0	0- 0	CONFERENCE	0- 0	0- 2	7- 8				
3- 5	0- 0	0- 0	HOME	0- 0	0- 1	3- 4				
4- 4	0- 0	0- 0	AWAY	0- 0	0- 1	4- 3				
0- 1	0- 0	0- 0	NEUTRAL	0- 0	0- 0	0- 1				

RPI 1-25				RPI 26-50				RPI 51-100				RPI 101+ Team's RPI: 259			
RPI	S	Opponent	Score	RPI	S	Opponent	Score	RPI	S	Opponent	Score	RPI	S	Opponent	Score
20	A	Chattanooga	65 76	27	H	Western Ky.	68 91	80	A	Southern Miss.	71 80	132	A	UT Martin	63 91
								83	H	Wright St.	73 85	132	H	UT Martin	61 71
								91	A	Montana	62 83	152	N	Saint Louis	86 81
												154	N	Oral Roberts	60 73
												157	H	Tennessee St.	78 81
												158	H	Southern Ill.	65 75
												170	H	Belmont	72 59
												173	A	SIUE	67 87
												173	H	SIUE	62 77
												173	N	SIUE	69 72
												189	A	Memphis	60 65
												207	A	Jacksonville St.	57 54
												243	A	Evansville	68 72
												246	H	Morehead St.	72 82
												258	A	Central Ark.	54 63
												273	H	Grand Canyon	84 77
												289	A	Eastern Ky.	81 71
												303	A	Eastern Ill.	66 63
												303	H	Eastern Ill.	83 72
												317	A	Southeast Mo. St.	72 67
												317	H	Southeast Mo. St.	70 62
												329	A	Murray St.	67 72
												329	H	Murray St.	84 98
												334	A	Tennessee Tech	71 75
LAST 12 Division I GAMES:															
173	N	SIUE	69 72	329	H	Murray St.	84 98	132	H	UT Martin	61 71	173	A	SIUE	67 87
317	A	Southeast Mo. St.	72 67	317	H	Southeast Mo. St.	70 62	303	A	Eastern Ill.	66 63	246	H	Morehead St.	72 82
329	A	Murray St.	67 72	173	A	SIUE	67 87								
173	H	SIUE	62 77												
132	A	UT Martin	63 91												
303	H	Eastern Ill.	83 72												

Non-Div I Games: Brescia 99 63

Austin Peay

■ Loss,
 ■ Non-Conf,
 ■ S Site,
 ■ Home
 ■ A Away
 N Neutral

Average RPI Win:	191	WON-LOST	WINNING	LAST 10	STRENGTH OF	OPP. STRENGTH	TEAM	ADJ.	CONF.	ADJ CONF.
Average RPI Loss:	51	RECORD	PCT. RANK	GAMES	SCHEDULE	OF SCHEDULE	RPI	RPI	RPI	RPI
DIV. I ONLY	22- 9	54	5- 4	85	100	49	49	9	9	
DIV. I NON-CONF.	7- 3	83	0- 0	139	154	83	83	8	8	
TOTALS	RPI 1-25	RPI 26-50	W-L RECORDS	RPI 51-100	RPI 101-150	RPI 150+				
22- 9	0- 1	1- 3	OVERALL	4- 5	4- 0	13- 0				
10- 3	0- 0	0- 1	HOME	2- 2	1- 0	7- 0				
7- 5	0- 0	0- 2	AWAY	0- 3	1- 0	6- 0				
5- 1	0- 1	1- 0	NEUTRAL	2- 0	2- 0	0- 0				
7- 3	0- 1	0- 1	NON-CONFERENCE	1- 1	1- 0	5- 0				
3- 1	0- 0	0- 0	HOME	0- 1	0- 0	3- 0				
2- 1	0- 0	0- 1	AWAY	0- 0	0- 0	2- 0				
2- 1	0- 1	0- 0	NEUTRAL	1- 0	1- 0	0- 0				
15- 6	0- 0	1- 2	CONFERENCE	3- 4	3- 0	8- 0				
7- 2	0- 0	0- 1	HOME	2- 1	1- 0	4- 0				
5- 4	0- 0	0- 1	AWAY	0- 3	1- 0	4- 0				
3- 0	0- 0	1- 0	NEUTRAL	1- 0	1- 0	0- 0				

RPI 1-25			RPI 26-50			Team's RPI: 49	RPI 51-100			RPI 101+		
RPI	S	Opponent	Score	RPI	S	Opponent	Score	RPI	S	Opponent	Score	RPI
19	N	Oregon St.	61 71	39	A	Gonzaga	62 78	56	A	San Diego	59 69	137
				39	H	Gonzaga	66 73	56	H	San Diego	54 50	137
				39	N	Gonzaga	61 55	60	A	St. Mary's (CA)	71 76	137
				47	A	South Dakota St.	65 75	60	H	St. Mary's (CA)	51 61	146
								60	N	St. Mary's (CA)	65 64	N
								61	A	Pacific	82 86	Butler
								61	H	Pacific	89 72	224
								81	H	CSUN	54 63	A
								84	N	Colorado St.	69 58	Santa Clara
												224
												H
												Santa Clara
												84 55
												230
												A
												Pepperdine
												84 78
												230
												H
												Pepperdine
												77 58
												234
												H
												UNLV
												76 61
												238
												A
												Utah
												60 56
												260
												H
												Weber St.
												64 53
												272
												A
												Loyola Marymount
												71 63
												272
												H
												Loyola Marymount
												74 59
												279
												A
												Utah St.
												62 58
												287
												H
												Nevada
												65 60
												292
												A
												Portland
												83 79
												292
												H
												Portland
												65 63

LAST 12 Division I GAMES:

137	N	San Francisco	76 65	61	A	Pacific	82 86
39	N	Gonzaga	61 55	60	A	St. Mary's (CA)	71 76
60	N	St. Mary's (CA)	65 64	272	H	Loyola Marymount	74 59
39	H	Gonzaga	66 73	230	H	Pepperdine	77 58
292	H	Portland	65 63	224	A	Santa Clara	58 56
56	A	San Diego	59 69	137	A	San Francisco	68 63

Non-Div I Games: BYU-Hawaii 73 52

BYU

Loss, Non-Conf, S Site, H Home A Away N Neutral

Bakersfield

Through Games Of March 13, 2015

Average RPI Win:	261	WON-LOST	WINNING	LAST 10	STRENGTH OF	OPP. STRENGTH	TEAM	ADJ.	CONF.	ADJ CONF.
Average RPI Loss:	165	RECORD	PCT. RANK	GAMES	SCHEDULE	OF SCHEDULE	RPI	RPI	RPI	RPI
DIV. I ONLY	22- 8	44	8- 2	335	276	140	140	30	30	
DIV. I NON-CONF.	10- 4	80	0- 0	293	151	113	113	30	30	
TOTALS	RPI 1-25	RPI 26-50	W-L RECORDS	RPI 51-100	RPI 101-150	RPI 150+				
22- 8	0- 1	0- 1	OVERALL	2- 0	2- 1	18- 5				
15- 0	0- 0	0- 0	HOME	2- 0	2- 0	11- 0				
6- 7	0- 1	0- 1	AWAY	0- 0	0- 1	6- 4				
1- 1	0- 0	0- 0	NEUTRAL	0- 0	0- 0	1- 1				
10- 4	0- 1	0- 1	NON-CONFERENCE	2- 0	1- 0	7- 2				
8- 0	0- 0	0- 0	HOME	2- 0	1- 0	5- 0				
2- 4	0- 1	0- 1	AWAY	0- 0	0- 0	2- 2				
0- 0	0- 0	0- 0	NEUTRAL	0- 0	0- 0	0- 0				
12- 4	0- 0	0- 0	CONFERENCE	0- 0	1- 1	11- 3				
7- 0	0- 0	0- 0	HOME	0- 0	1- 0	6- 0				
4- 3	0- 0	0- 0	AWAY	0- 0	0- 1	4- 2				
1- 1	0- 0	0- 0	NEUTRAL	0- 0	0- 0	1- 1				

RPI 1-25				RPI 26-50				RPI 51-100				RPI 101+ Team's RPI: 140			
RPI	S	Opponent	Score	RPI	S	Opponent	Score	RPI	S	Opponent	Score	RPI	S	Opponent	Score
17	A	Arizona St.	54 83	36	A	Nebraska	45 54	55	H	Fresno St.	80 60	131	A	New Mexico St.	78 90
								70	H	Hawaii	78 69	131	H	New Mexico St.	82 78
												145	H	UC Riverside	66 65
												159	A	Cal Poly	66 71
												175	A	Tex.-Pan American	60 77
												175	H	Tex.-Pan American	87 72
												175	N	Tex.-Pan American	70 76
												214	A	Arizona	76 72
												234	H	UNLV	74 71
												273	A	Grand Canyon	65 60
												273	H	Grand Canyon	90 67
												275	A	UC Irvine	68 65
												275	H	UC Irvine	80 70
												296	A	Omaha	68 80
												298	A	Seattle	69 62
												298	H	Seattle	73 61
												311	H	LIU Brooklyn	84 53
												328	A	Utah Valley	58 70
												328	H	Utah Valley	78 54
												330	H	UC Santa Barbara	74 64
												342	A	UMKC	78 76
												342	H	UMKC	70 67
												343	A	Chicago St.	83 57
												343	H	Chicago St.	83 58
												343	N	Chicago St.	77 53
												345	H	Air Force	96 56
LAST 12 Division I GAMES:															
		175	N	Tex.-Pan American	70	76			131	H	New Mexico St.	82	78		
		343	N	Chicago St.	77	53			175	H	Tex.-Pan American	87	72		
		328	H	Utah Valley	78	54			273	A	Grand Canyon	65	60		
		298	H	Seattle	73	61			328	A	Utah Valley	58	70		
		342	A	UMKC	78	76			298	A	Seattle	69	62		
		343	A	Chicago St.	83	57			343	H	Chicago St.	83	58		

Non-Div I Games: Fresno Pacific 82 60

Bakersfield

Loss, Non-Conf, S Site, H Home A Away N Neutral

Average RPI Win:	207	WON-LOST	WINNING	LAST 10	STRENGTH OF	OPP. STRENGTH	TEAM	ADJ.	CONF.	ADJ CONF.
Average RPI Loss:	98	RECORD	PCT. RANK	GAMES	SCHEDULE	OF SCHEDULE	RPI	RPI	RPI	RPI
DIV. I ONLY	17- 13	122	7- 3	153	123	128	128	15	15	
DIV. I NON-CONF.	4- 7	221	0- 0	144	33	221	221	17	17	
TOTALS	RPI 1-25	RPI 26-50	W-L RECORDS	RPI 51-100	RPI 101-150	RPI 150+				
17- 13	0- 1	0- 3	OVERALL	3- 4	2- 3	12- 2				
10- 5	0- 0	0- 1	HOME	1- 2	1- 1	8- 1				
7- 7	0- 1	0- 2	AWAY	2- 1	1- 2	4- 1				
0- 1	0- 0	0- 0	NEUTRAL	0- 1	0- 0	0- 0				
4- 7	0- 1	0- 3	NON-CONFERENCE	0- 0	0- 2	4- 1				
4- 2	0- 0	0- 1	HOME	0- 0	0- 1	4- 0				
0- 5	0- 1	0- 2	AWAY	0- 0	0- 1	0- 1				
0- 0	0- 0	0- 0	NEUTRAL	0- 0	0- 0	0- 0				
13- 6	0- 0	0- 0	CONFERENCE	3- 4	2- 1	8- 1				
6- 3	0- 0	0- 0	HOME	1- 2	1- 0	4- 1				
7- 2	0- 0	0- 0	AWAY	2- 1	1- 1	4- 0				
0- 1	0- 0	0- 0	NEUTRAL	0- 1	0- 0	0- 0				

RPI	S	Opponent	Score	RPI	S	Opponent	Score	RPI	S	Opponent	Score	RPI	S	Opponent	Score	Team's RPI: 128
7	A	Louisville	56 69	27	A	Western Ky.	59 84	53	H	Ohio	53 60	125	A	Buffalo	43 53	
				41	A	Pittsburgh	47 59	89	A	Akron	77 73	126	A	Toledo	69 61	
				48	H	Duquesne	62 82	94	A	Eastern Mich.	72 62	126	H	Toledo	71 55	
								94	H	Eastern Mich.	41 56	133	H	Purdue	60 66	
								94	N	Eastern Mich.	65 75	146	A	Butler	41 48	
								100	A	Western Mich.	50 51	152	A	Saint Louis	68 73	
								100	H	Western Mich.	54 36	155	H	Charlotte	76 66	
												172	A	Central Mich.	85 69	
												172	H	Central Mich.	73 64	
												236	H	Oakland	75 50	
												243	H	Evansville	76 70	
												251	A	Northern Ill.	51 50	
												251	H	Northern Ill.	62 65	
												278	A	Miami (OH)	72 55	
												278	H	Miami (OH)	72 41	
												286	H	Kent St.	85 47	
												293	A	Bowling Green	62 50	
												293	H	Bowling Green	77 52	
												329	H	Murray St.	85 59	
LAST 12 Division I GAMES:																
		94	N	Eastern Mich.	65	75				172	H	Central Mich.	73	64		
		126	H	Toledo	71	55				293	H	Bowling Green	77	52		
		172	A	Central Mich.	85	69				94	A	Eastern Mich.	72	62		
		100	A	Western Mich.	50	51				126	A	Toledo	69	61		
		94	H	Eastern Mich.	41	56				251	H	Northern Ill.	62	65		
		251	A	Northern Ill.	51	50				278	A	Miami (OH)	72	55		

Non-Div I Games:

Ball St.

■ Loss,
 ■ Non-Conf,
 ■ S Site,
 ■ H Home
 ■ A Away
 N Neutral

Through Games Of March 10, 2018										
Average RPI Win:	94	WON-LOST	WINNING	LAST 10	STRENGTH OF	OPP. STRENGTH	TEAM	ADJ.	CONF.	ADJ CONF.
Average RPI Loss:	29	RECORD	PCT. RANK	GAMES	SCHEDULE	OF SCHEDULE	RPI	RPI	RPI	RPI
DIV. I ONLY	30- 3	8	8- 2	10	14	4	4	1	1	
DIV. I NON-CONF.	11- 1	11	0- 0	44	89	7	7	1	1	
TOTALS	RPI 1-25		RPI 26-50	W-L RECORDS	RPI 51-100	RPI 101-150	RPI 150+			
30- 3	4- 2		4- 0	OVERALL	10- 1	7- 0	5- 0			
17- 0	2- 0		1- 0	HOME	5- 0	4- 0	5- 0			
8- 3	1- 2		1- 0	AWAY	3- 1	3- 0	0- 0			
5- 0	1- 0		2- 0	NEUTRAL	2- 0	0- 0	0- 0			
11- 1	0- 1		1- 0	NON-CONFERENCE	2- 0	3- 0	5- 0			
8- 0	0- 0		0- 0	HOME	1- 0	2- 0	5- 0			
1- 1	0- 1		0- 0	AWAY	0- 0	1- 0	0- 0			
2- 0	0- 0		1- 0	NEUTRAL	1- 0	0- 0	0- 0			
19- 2	4- 1		3- 0	CONFERENCE	8- 1	4- 0	0- 0			
9- 0	2- 0		1- 0	HOME	4- 0	2- 0	0- 0			
7- 2	1- 1		1- 0	AWAY	3- 1	2- 0	0- 0			
3- 0	1- 0		1- 0	NEUTRAL	1- 0	0- 0	0- 0			

RPI	S	Opponent	Score	RPI	S	Opponent	Score	RPI	S	Opponent	Score	RPI	S	Opponent	Score
8	A	Kentucky	64 74	35	N	Syracuse	74 72	54	H	Stetson	96 42	103	A	Ole Miss	96 54
21	A	Texas	70 68	46	A	Oklahoma St.	69 52	57	A	Iowa St.	71 76	105	A	Kansas	71 63
21	H	Texas	75 58	46	H	Oklahoma St.	61 45	57	H	Iowa St.	79 47	105	H	Kansas	66 58
21	N	Texas	75 64	46	N	Oklahoma St.	69 52	64	A	Kansas St.	74 44	117	H	Marist	90 60
22	A	Oklahoma	64 68					64	H	Kansas St.	68 46	124	H	Stephen F. Austin	96 57
22	H	Oklahoma	89 66					64	N	Kansas St.	82 70	138	A	Texas Tech	67 60
								71	A	TCU	89 67	138	H	Texas Tech	75 65
								71	H	TCU	91 75	154	H	Oral Roberts	101 60
								75	A	West Virginia	66 62	175	H	Tex.-Pan American	96 42
								75	H	West Virginia	79 51	196	H	Idaho	88 70
								79	N	Michigan St.	84 65	247	H	Prairie View	108 64
												279	H	Utah St.	99 43
LAST 12 Division I GAMES:															
		21	N	Texas	75	64				71	H	TCU	91	75	
		46	N	Oklahoma St.	69	52				138	A	Texas Tech	67	60	
		64	N	Kansas St.	82	70				75	H	West Virginia	79	51	
		138	H	Texas Tech	75	65				22	H	Oklahoma	89	66	
		57	A	Iowa St.	71	76				21	A	Texas	70	68	
		22	A	Oklahoma	64	68				46	A	Oklahoma St.	69	52	

Non-Div I Games:

Baylor

Average RPI Win:	262	WON-LOST	WINNING	LAST 10	STRENGTH OF	OPP. STRENGTH	TEAM	ADJ.	CONF.	ADJ CONF.
Average RPI Loss:	129	RECORD	PCT. RANK	GAMES	SCHEDULE	OF SCHEDULE	RPI	RPI	RPI	RPI
DIV. I ONLY	14- 16	199	7- 3	147	254	170	170	26	26	
DIV. I NON-CONF.	3- 9	281	0- 0	62	21	168	168	26	26	
TOTALS	RPI 1-25	RPI 26-50	W-L RECORDS	RPI 51-100	RPI 101-150	RPI 150+				
14- 16	0- 3	0- 1	OVERALL	0- 3	0- 3	14- 6				
6- 5	0- 1	0- 1	HOME	0- 0	0- 1	6- 2				
7- 9	0- 2	0- 0	AWAY	0- 2	0- 1	7- 4				
1- 2	0- 0	0- 0	NEUTRAL	0- 1	0- 1	1- 0				
3- 9	0- 3	0- 1	NON-CONFERENCE	0- 3	0- 1	3- 1				
1- 2	0- 1	0- 1	HOME	0- 0	0- 0	1- 0				
2- 6	0- 2	0- 0	AWAY	0- 2	0- 1	2- 1				
0- 1	0- 0	0- 0	NEUTRAL	0- 1	0- 0	0- 0				
11- 7	0- 0	0- 0	CONFERENCE	0- 0	0- 2	11- 5				
5- 3	0- 0	0- 0	HOME	0- 0	0- 1	5- 2				
5- 3	0- 0	0- 0	AWAY	0- 0	0- 0	5- 3				
1- 1	0- 0	0- 0	NEUTRAL	0- 0	0- 1	1- 0				

RPI 1-25				RPI 26-50				RPI 51-100				RPI 101+ Team's RPI: 170			
RPI	S	Opponent	Score	RPI	S	Opponent	Score	RPI	S	Opponent	Score	RPI	S	Opponent	Score
7	A	Louisville	35 95	27	H	Western Ky.	50 66	59	A	Georgia	43 62	108	A	Cleveland St.	86 89
8	A	Kentucky	55 71					62	A	Vanderbilt	58 65	132	H	UT Martin	68 85
20	H	Chattanooga	48 60					89	N	Akron	58 73	132	N	UT Martin	65 71
												157	A	Tennessee St.	64 62
												157	H	Tennessee St.	53 70
												173	H	SIUE	52 67
												194	A	Mercer	86 83
												207	A	Jacksonville St.	55 52
												207	H	Jacksonville St.	70 66
												207	N	Jacksonville St.	55 45
												246	A	Morehead St.	55 66
												246	H	Morehead St.	57 56
												253	H	Lipscomb	80 60
												259	A	Austin Peay	59 72
												286	A	Kent St.	55 58
												289	A	Eastern Ky.	76 59
												289	H	Eastern Ky.	84 70
												303	A	Eastern Ill.	72 77
												309	A	Denver	72 43
												317	H	Southeast Mo. St.	62 39
												329	A	Murray St.	79 68
												334	A	Tennessee Tech	64 62
												334	H	Tennessee Tech	59 53
LAST 12 Division I GAMES:															
				132	N	UT Martin	65 71	207	A	Jacksonville St.	55 52				
				207	N	Jacksonville St.	55 45	289	A	Eastern Ky.	76 59				
				157	H	Tennessee St.	53 70	246	A	Morehead St.	55 66				
				289	H	Eastern Ky.	84 70	334	H	Tennessee Tech	59 53				
				334	A	Tennessee Tech	64 62	157	A	Tennessee St.	64 62				
				246	H	Morehead St.	57 56	207	H	Jacksonville St.	70 66				

Non-Div I Games: North Ala.

69 72

Belmont

Loss,
Non-Conf,
S Site,
H Home
A Away
N Neutral

Average RPI Win: 310	WON-LOST	WINNING	LAST 10	STRENGTH OF	OPP. STRENGTH	TEAM	ADJ.	CONF.	ADJ CONF.
Average RPI Loss: 166	RECORD	PCT. RANK	GAMES	SCHEDULE	OF SCHEDULE	RPI	RPI	RPI	RPI
DIV. I ONLY	11- 17	243	5- 5	247	335	261	261	31	31
DIV. I NON-CONF.	1- 9	328	0- 0	25	160	253	253	29	29
TOTALS	RPI 1-25	RPI 26-50	W-L RECORDS	RPI 51-100	RPI 101-150	RPI 150+			
11- 17	0- 2	0- 0	OVERALL	0- 3	1- 2	10- 10			
5- 7	0- 1	0- 0	HOME	0- 1	0- 1	5- 4			
5- 7	0- 1	0- 0	AWAY	0- 2	1- 0	4- 4			
1- 3	0- 0	0- 0	NEUTRAL	0- 0	0- 1	1- 2			
1- 9	0- 2	0- 0	NON-CONFERENCE	0- 3	0- 1	1- 3			
1- 3	0- 1	0- 0	HOME	0- 1	0- 0	1- 1			
0- 4	0- 1	0- 0	AWAY	0- 2	0- 0	0- 1			
0- 2	0- 0	0- 0	NEUTRAL	0- 0	0- 1	0- 1			
10- 8	0- 0	0- 0	CONFERENCE	0- 0	1- 1	9- 7			
4- 4	0- 0	0- 0	HOME	0- 0	0- 1	4- 3			
5- 3	0- 0	0- 0	AWAY	0- 0	1- 0	4- 3			
1- 1	0- 0	0- 0	NEUTRAL	0- 0	0- 0	1- 1			

RPI 1-25			RPI 26-50			RPI 51-100			RPI 101+ Team's RPI: 261		
RPI	S	Opponent	Score	RPI	S	Opponent	Score	RPI	S	Opponent	Score
10	A	Florida St.	34 103					115	H	Hampton	54 61
15	H	FGCU	46 91					139	N	Texas St.	40 51
								141	A	Savannah St.	59 52
								176	A	N.C. A&T	55 58
								176	H	N.C. A&T	46 52
								176	N	N.C. A&T	54 75
								201	A	Jacksonville	51 64
								204	N	Campbell	55 66
								223	H	Fla. Atlantic	68 88
								271	H	Norfolk St.	40 53
								283	A	South Carolina St.	61 68
								283	H	South Carolina St.	56 57
								291	A	Morgan St.	55 48
								301	H	Western Caro.	63 53
								306	H	UMES	75 65
								337	A	Coppin St.	61 58
								338	A	Florida A&M	70 57
								338	H	Florida A&M	76 64
								338	N	Florida A&M	53 41
								339	A	N.C. Central	50 33
								339	H	N.C. Central	71 57
								341	H	Howard	61 53
								347	A	Delaware St.	71 72
LAST 12 Division I GAMES:											
		176	N	N.C. A&T	54 75		176	H	N.C. A&T	46 52	
		338	N	Florida A&M	53 41		339	H	N.C. Central	71 57	
		283	H	South Carolina St.	56 57		347	A	Delaware St.	71 72	
		176	A	N.C. A&T	55 58		338	A	Florida A&M	70 57	
		339	A	N.C. Central	50 33		341	H	Howard	61 53	
		338	H	Florida A&M	76 64		306	H	UMES	75 65	

Non-Div I Games: Edward Waters 60 42 Lynn 67 48

Bethune-Cookman

Loss, Non-Conf, S Site, H Home A Away N Neutral

Binghamton

Through Games Of March 13, 2015

Average RPI Win:	287	WON-LOST	WINNING	LAST 10	STRENGTH OF	OPP. STRENGTH	TEAM	ADJ.	CONF.	ADJ CONF.
Average RPI Loss:	173	RECORD	PCT. RANK	GAMES	SCHEDULE	OF SCHEDULE	RPI	RPI	RPI	RPI
DIV. I ONLY	4- 26	334	0- 10	174	280	324	324	23	23	
DIV. I NON-CONF.	2- 11	314	0- 0	182	335	314	314	23	23	
TOTALS	RPI 1-25	RPI 26-50	W-L RECORDS	RPI 51-100	RPI 101-150	RPI 150+				
4- 26	0- 1	0- 0	OVERALL	0- 7	0- 2	4- 16				
3- 11	0- 0	0- 0	HOME	0- 3	0- 1	3- 7				
0- 15	0- 0	0- 0	AWAY	0- 0	0- 0	0- 2				
1- 0	0- 0	0- 0	NEUTRAL	0- 0	0- 0	1- 0				
2- 11	0- 1	0- 0	NON-CONFERENCE	0- 2	0- 0	2- 8				
1- 4	0- 0	0- 0	HOME	0- 0	0- 0	1- 4				
0- 7	0- 1	0- 0	AWAY	0- 2	0- 0	0- 4				
1- 0	0- 0	0- 0	NEUTRAL	0- 0	0- 0	1- 0				
2- 15	0- 0	0- 0	CONFERENCE	0- 5	0- 2	2- 8				
2- 7	0- 0	0- 0	HOME	0- 3	0- 1	2- 3				
0- 8	0- 0	0- 0	AWAY	0- 2	0- 1	0- 5				
0- 0	0- 0	0- 0	NEUTRAL	0- 0	0- 0	0- 0				

RPI 1-25				RPI 26-50				RPI 51-100				RPI 101+				Team's RPI: 324	
RPI	S	Opponent	Score	RPI	S	Opponent	Score	RPI	S	Opponent	Score	RPI	S	Opponent	Score		
12	A	Princeton	58 96					77	A	Albany (NY)	53 75	144	A	Hartford	44 59		
								77	H	Albany (NY)	49 82	144	H	Hartford	46 51		
								85	A	St. John's (NY)	51 67	161	H	Bucknell	57 68		
								89	A	Akron	49 80	167	A	St. Bonaventure	54 72		
								95	A	Maine	48 70	168	H	Siena	53 62		
								95	H	Maine	56 70	191	H	Xavier	71 89		
								95	H	Maine	71 78	192	A	Stony Brook	54 67		
												192	H	Stony Brook	59 68		
												208	A	New Hampshire	68 73		
												208	H	New Hampshire	58 76		
												218	A	UMass Lowell	49 66		
												218	H	UMass Lowell	65 64		
												240	H	Niagara	52 63		
												257	A	UMBC	50 73		
												257	H	UMBC	55 71		
												262	A	Canisius	75 91		
												265	A	Colgate	55 74		
												277	H	Rider	72 67		
												294	A	NJIT	48 52		
												304	A	Vermont	66 72		
												304	H	Vermont	73 62		
												347	N	Delaware St.	90 84		
LAST 12 Division I GAMES:																	
				95	H	Maine	71 78					304	A	Vermont	66 72		
				257	A	UMBC	50 73					144	H	Hartford	46 51		
				192	H	Stony Brook	59 68					218	A	UMass Lowell	49 66		
				95	H	Maine	56 70					257	H	UMBC	55 71		
				208	H	New Hampshire	58 76					192	A	Stony Brook	54 67		
				77	A	Albany (NY)	53 75					95	A	Maine	48 70		

Non-Div I Games:

Binghamton

Loss, Non-Conf, S Site, H Home A Away N Neutral

Average RPI Win:	205	WON-LOST	WINNING	LAST 10	STRENGTH OF	OPP. STRENGTH	TEAM	ADJ.	CONF.	ADJ CONF.
Average RPI Loss:	183	RECORD	PCT. RANK	GAMES	SCHEDULE	OF SCHEDULE	RPI	RPI	RPI	RPI
DIV. I ONLY	20- 10	75	7- 3	237	240	112	112	22	22	
DIV. I NON-CONF.	6- 3	92	0- 0	208	292	116	116	20	20	
TOTALS	RPI 1-25	RPI 26-50	W-L RECORDS	RPI 51-100	RPI 101-150	RPI 150+				
20- 10	0- 0	0- 0	OVERALL	4- 3	3- 1	13- 6				
11- 2	0- 0	0- 0	HOME	3- 0	2- 0	6- 2				
6- 7	0- 0	0- 0	AWAY	0- 3	0- 0	6- 4				
3- 1	0- 0	0- 0	NEUTRAL	1- 0	1- 1	1- 0				
6- 3	0- 0	0- 0	NON-CONFERENCE	0- 0	3- 1	3- 2				
4- 0	0- 0	0- 0	HOME	0- 0	2- 0	2- 0				
1- 2	0- 0	0- 0	AWAY	0- 0	0- 0	1- 2				
1- 1	0- 0	0- 0	NEUTRAL	0- 0	1- 1	0- 0				
14- 7	0- 0	0- 0	CONFERENCE	4- 3	0- 0	10- 4				
7- 2	0- 0	0- 0	HOME	3- 0	0- 0	4- 2				
5- 5	0- 0	0- 0	AWAY	0- 3	0- 0	5- 2				
2- 0	0- 0	0- 0	NEUTRAL	1- 0	0- 0	1- 0				

RPI S	Opponent	Score	RPI S	Opponent	Score	RPI S	Opponent	Score	RPI S	Opponent	Score	Team's RPI: 112
						55	A Fresno St.	52 55	111	N Long Beach St.	50 68	
						55	H Fresno St.	75 66	127	N Yale	59 53	
						84	A Colorado St.	82 83	129	H Eastern Wash.	90 72	
						84	H Colorado St.	75 65	131	H New Mexico St.	70 45	
						96	A New Mexico	50 63	169	H Montana St.	75 60	
						96	H New Mexico	86 65	213	H Wyoming	59 64	
						96	N New Mexico	66 60	228	A San Diego St.	40 57	
									228	H San Diego St.	64 58	
									229	A San Jose St.	78 88	
									229	H San Jose St.	91 76	
									229	N San Jose St.	76 67	
									234	A UNLV	78 67	
									234	A UNLV	64 46	
									234	H UNLV	60 74	
									241	A Idaho St.	86 62	
									254	A Southern Utah	64 66	
									279	A Utah St.	63 53	
									279	H Utah St.	94 55	
									287	A Nevada	51 47	
									292	H Portland	94 58	
									328	A Utah Valley	60 68	
									345	A Air Force	88 69	
									345	H Air Force	81 54	
LAST 12 Division I GAMES:												
	96	N New Mexico	66	60	96	A New Mexico	50	63				
	229	N San Jose St.	76	67	287	A Nevada	51	47				
	234	A UNLV	64	46	234	H UNLV	60	74				
	55	A Fresno St.	52	55	55	H Fresno St.	75	66				
	229	H San Jose St.	91	76	345	A Air Force	88	69				
	228	H San Diego St.	64	58	228	A San Diego St.	40	57				

Non-Div I Games: Col. of Idaho 91 40 Carroll (MT) 58 45

Boise St.

■ Loss,
 ■ Non-Conf,
 ■ S Site,
 ■ Home
 ■ A Away
 N Neutral

Boston College

Through Games Of March 13, 2015

Average RPI Win:	183	WON-LOST	WINNING	LAST 10	STRENGTH OF	OPP. STRENGTH	TEAM	ADJ.	CONF.	ADJ CONF.
Average RPI Loss:	68	RECORD	PCT. RANK	GAMES	SCHEDULE	OF SCHEDULE	RPI	RPI	RPI	RPI
DIV. I ONLY	13- 17	219	4- 6	41	43	120	120	3	3	
DIV. I NON-CONF.	8- 5	123	0- 0	184	168	133	133	3	3	
TOTALS	RPI 1-25	RPI 26-50	W-L RECORDS	RPI 51-100	RPI 101-150	RPI 150+				
13- 17	1- 6	0- 3	OVERALL	2- 4	1- 1	9- 3				
9- 6	1- 2	0- 1	HOME	1- 2	0- 0	7- 1				
3- 10	0- 4	0- 2	AWAY	1- 2	1- 1	1- 1				
1- 1	0- 0	0- 0	NEUTRAL	0- 0	0- 0	1- 1				
8- 5	0- 1	0- 0	NON-CONFERENCE	1- 2	1- 0	6- 2				
5- 2	0- 0	0- 0	HOME	0- 1	0- 0	5- 1				
2- 3	0- 1	0- 0	AWAY	1- 1	1- 0	0- 1				
1- 0	0- 0	0- 0	NEUTRAL	0- 0	0- 0	1- 0				
5- 12	1- 5	0- 3	CONFERENCE	1- 2	0- 1	3- 1				
4- 4	1- 2	0- 1	HOME	1- 1	0- 0	2- 0				
1- 7	0- 3	0- 2	AWAY	0- 1	0- 1	1- 0				
0- 1	0- 0	0- 0	NEUTRAL	0- 0	0- 0	0- 1				

RPI 1-25				RPI 26-50				RPI 51-100				RPI 101+ Team's RPI: 120			
RPI	S	Opponent	Score	RPI	S	Opponent	Score	RPI	S	Opponent	Score	RPI	S	Opponent	Score
1	A	Notre Dame	58 104	35	A	Syracuse	51 73	60	A	St. Mary's (CA)	82 72	110	A	Virginia	56 68
1	H	Notre Dame	56 89	35	H	Syracuse	46 64	65	A	Miami (FL)	53 74	144	A	Hartford	73 61
7	A	Louisville	60 77	41	A	Pittsburgh	70 78	82	H	North Carolina St.	64 59	156	H	Bryant	90 79
10	H	Florida St.	68 86					86	H	Georgia Tech	77 80	166	H	Indiana	67 76
14	H	Duke	60 56					95	A	Maine	64 69	186	A	Wake Forest	75 74
16	A	North Carolina	60 72					97	H	Hofstra	61 75	186	N	Wake Forest	53 69
18	A	Stanford	63 96									188	A	Holy Cross	64 80
												200	H	Virginia Tech	49 47
												203	H	Clemson	68 53
												208	H	New Hampshire	64 58
												232	N	Brown	90 80
												269	H	Providence	79 51
												308	H	Northeastern	66 56
												321	H	Boston U.	73 56
LAST 12 Division I GAMES:															
186	N	Wake Forest	53 69	186	A	Wake Forest	75 74								
200	H	Virginia Tech	49 47	1	H	Notre Dame	56 89								
7	A	Louisville	60 77	203	H	Clemson	68 53								
10	H	Florida St.	68 86	16	A	North Carolina	60 72								
35	A	Syracuse	51 73	41	A	Pittsburgh	70 78								
82	H	North Carolina St.	64 59	14	H	Duke	60 56								

Non-Div I Games:

Boston College

Loss, Non-Conf, S Site, H Home A Away N Neutral

Average RPI Win: 204	WON-LOST	WINNING	LAST 10	STRENGTH OF	OPP. STRENGTH	TEAM	ADJ.	CONF.	ADJ CONF.
Average RPI Loss: 169	RECORD	PCT. RANK	GAMES	SCHEDULE	OF SCHEDULE	RPI	RPI	RPI	RPI
DIV. I ONLY	5- 25	326	1- 9	215	196	321	321	18	18
DIV. I NON-CONF.	3- 8	263	0- 0	221	158	281	281	19	19
TOTALS	RPI 1-25	RPI 26-50	W-L RECORDS	RPI 51-100	RPI 101-150	RPI 150+			
5- 25	0- 0	0- 2	OVERALL	0- 3	2- 6	3- 14			
4- 9	0- 0	0- 1	HOME	0- 1	1- 1	3- 6			
0- 16	0- 0	0- 0	AWAY	0- 0	0- 0	0- 1			
1- 0	0- 0	0- 0	NEUTRAL	0- 0	1- 0	0- 0			
3- 8	0- 0	0- 0	NON-CONFERENCE	0- 1	2- 4	1- 3			
2- 2	0- 0	0- 0	HOME	0- 0	1- 0	1- 2			
0- 6	0- 0	0- 0	AWAY	0- 1	0- 4	0- 1			
1- 0	0- 0	0- 0	NEUTRAL	0- 0	1- 0	0- 0			
2- 17	0- 0	0- 2	CONFERENCE	0- 2	0- 2	2- 11			
2- 7	0- 0	0- 1	HOME	0- 1	0- 1	2- 4			
0- 10	0- 0	0- 1	AWAY	0- 1	0- 1	0- 7			
0- 0	0- 0	0- 0	NEUTRAL	0- 0	0- 0	0- 0			

RPI S	Opponent	Score	RPI S	Opponent	Score	RPI S	Opponent	Score	RPI S	Opponent	Score	Team's RPI: 321
50	A American	45 75	96	A New Mexico	49 56	107	A Lehigh	64 85				
50	H American	50 58	99	A Army	50 64	107	H Lehigh	71 78				
			99	H Army	40 65	117	A Marist	50 77				
						118	H Harvard	63 62				
						120	A Boston College	56 73				
						124	N Stephen F. Austin	62 57				
						127	A Yale	59 66				
						134	A Rhode Island	48 56				
						161	A Bucknell	56 72				
						161	H Bucknell	60 65				
						188	A Holy Cross	62 76				
						188	H Holy Cross	48 71				
						195	A Navy	40 48				
						195	H Navy	55 61				
						197	H Massachusetts	57 78				
						208	H New Hampshire	55 67				
						210	A Lafayette	60 67				
						210	H Lafayette	56 49				
						265	A Colgate	48 58				
						265	A Colgate	54 67				
						265	H Colgate	58 53				
						284	A Loyola Maryland	55 66				
						284	H Loyola Maryland	53 63				
						304	H Vermont	66 61				
						308	A Northeastern	74 75				
LAST 12 Division I GAMES:												
265	A Colgate	48 58	265	A Colgate	54 67							
188	A Holy Cross	62 76	210	H Lafayette	56 49							
99	A Army	50 64	195	A Navy	40 48							
161	H Bucknell	60 65	107	H Lehigh	71 78							
50	H American	50 58	99	H Army	40 65							
284	A Loyola Maryland	55 66	161	A Bucknell	56 72							

Non-Div I Games:

Boston U.

■ Loss,
 ■ Non-Conf,
 ■ S Site,
 ■ H Home
 ■ A Away
 N Neutral

Bowling Green

Through Games Of March 13, 2015

Average RPI Win:	279	WON-LOST	WINNING	LAST 10	STRENGTH OF	OPP. STRENGTH	TEAM	ADJ.	CONF.	ADJ CONF.
Average RPI Loss:	160	RECORD	PCT. RANK	GAMES	SCHEDULE	OF SCHEDULE	RPI	RPI	RPI	RPI
DIV. I ONLY	9- 21	277	0- 10	318	203	293	293	15	15	
DIV. I NON-CONF.	7- 4	107	0- 0	349	261	260	260	17	17	
TOTALS	RPI 1-25	RPI 26-50	W-L RECORDS	RPI 51-100	RPI 101-150	RPI 150+				
9- 21	0- 0	0- 0	OVERALL	0- 7	0- 6	9- 8				
4- 8	0- 0	0- 0	HOME	0- 2	0- 3	4- 3				
4- 12	0- 0	0- 0	AWAY	0- 5	0- 2	4- 5				
1- 1	0- 0	0- 0	NEUTRAL	0- 0	0- 1	1- 0				
7- 4	0- 0	0- 0	NON-CONFERENCE	0- 0	0- 1	7- 3				
2- 1	0- 0	0- 0	HOME	0- 0	0- 0	2- 1				
4- 2	0- 0	0- 0	AWAY	0- 0	0- 0	4- 2				
1- 1	0- 0	0- 0	NEUTRAL	0- 0	0- 1	1- 0				
2- 17	0- 0	0- 0	CONFERENCE	0- 7	0- 5	2- 5				
2- 7	0- 0	0- 0	HOME	0- 2	0- 3	2- 2				
0- 10	0- 0	0- 0	AWAY	0- 5	0- 2	0- 3				
0- 0	0- 0	0- 0	NEUTRAL	0- 0	0- 0	0- 0				

RPI S	Opponent	Score	RPI S	Opponent	Score	RPI S	Opponent	Score	RPI S	Opponent	Score	Team's RPI: 293
						53	A Ohio	47 67	115	N Hampton	53 64	
						53	H Ohio	46 71	125	A Buffalo	45 66	
						89	A Akron	59 67	125	H Buffalo	47 55	
						89	H Akron	71 79	126	H Toledo	48 64	
						94	A Eastern Mich.	52 64	128	A Ball St.	52 77	
						100	A Western Mich.	52 82	128	H Ball St.	50 62	
						100	A Western Mich.	42 65	161	H Bucknell	52 53	
									172	H Central Mich.	54 57	
									198	H Iona	80 59	
									251	A Northern Ill.	50 67	
									251	H Northern Ill.	65 59	
									256	H Cincinnati	66 55	
									272	A Loyola Marymount	48 51	
									275	N UC Irvine	62 54	
									278	A Miami (OH)	51 59	
									278	H Miami (OH)	66 53	
									281	A Milwaukee	60 50	
									286	A Kent St.	48 55	
									286	H Kent St.	58 62	
									320	A Saint Francis (PA)	76 62	
									325	A Bradley	61 47	
									326	A Illinois St.	58 54	
									335	A FIU	55 68	
LAST 12 Division I GAMES:												
			100	A Western Mich.	42 65		128	A Ball St.	52 77			
			89	H Akron	71 79		53	H Ohio	46 71			
			125	H Buffalo	47 55		125	A Buffalo	45 66			
			53	A Ohio	47 67		172	H Central Mich.	54 57			
			278	A Miami (OH)	51 59		126	H Toledo	48 64			
			286	H Kent St.	58 62		251	A Northern Ill.	50 67			

Non-Div I Games:

Bowling Green

■ Loss,
 ■ Non-Conf,
 ■ S Site,
 ■ Home
 ■ A Away
 N Neutral

Bradley

Through Games Of March 13, 2015

Average RPI Win: 266	WON-LOST	WINNING	LAST 10	STRENGTH OF	OPP. STRENGTH	TEAM	ADJ.	CONF.	ADJ CONF.
Average RPI Loss: 172	RECORD	PCT. RANK	GAMES	SCHEDULE	OF SCHEDULE	RPI	RPI	RPI	RPI
DIV. I ONLY	6- 24	314	3- 7	286	237	325	325	19	19
DIV. I NON-CONF.	1- 10	329	0- 0	289	294	345	345	16	16
TOTALS	RPI 1-25	RPI 26-50	W-L RECORDS	RPI 51-100	RPI 101-150	RPI 150+			
6- 24	0- 1	0- 3	OVERALL	0- 2	1- 4	5- 14			
4- 11	0- 0	0- 1	HOME	0- 1	1- 2	3- 7			
2- 12	0- 1	0- 2	AWAY	0- 1	0- 2	2- 6			
0- 1	0- 0	0- 0	NEUTRAL	0- 0	0- 0	0- 1			
1- 10	0- 1	0- 1	NON-CONFERENCE	0- 0	1- 0	0- 8			
1- 5	0- 0	0- 0	HOME	0- 0	1- 0	0- 5			
0- 5	0- 1	0- 1	AWAY	0- 0	0- 0	0- 3			
0- 0	0- 0	0- 0	NEUTRAL	0- 0	0- 0	0- 0			
5- 14	0- 0	0- 2	CONFERENCE	0- 2	0- 4	5- 6			
3- 6	0- 0	0- 1	HOME	0- 1	0- 2	3- 2			
2- 7	0- 0	0- 1	AWAY	0- 1	0- 2	2- 3			
0- 1	0- 0	0- 0	NEUTRAL	0- 0	0- 0	0- 1			

RPI 1-25				RPI 26-50				RPI 51-100				RPI 101+ Team's RPI: 325			
RPI	S	Opponent	Score	RPI	S	Opponent	Score	RPI	S	Opponent	Score	RPI	S	Opponent	Score
22	A	Oklahoma	55 104	37	A	DePaul	77 101	90	A	Drake	70 86	104	H	Missouri	76 64
				40	A	Wichita St.	36 66	90	H	Drake	47 80	114	A	Missouri St.	61 69
				40	H	Wichita St.	45 61					114	H	Missouri St.	64 78
												123	A	UNI	68 74
												123	H	UNI	51 70
												158	A	Southern Ill.	59 76
												158	H	Southern Ill.	66 72
												174	A	Indiana St.	50 64
												174	H	Indiana St.	55 65
												192	A	Stony Brook	63 79
												209	A	Ill.-Chicago	43 71
												233	H	Western Ill.	63 75
												243	A	Evansville	46 86
												243	H	Evansville	56 50
												251	H	Northern Ill.	54 67
												290	A	Columbia	74 81
												293	H	Bowling Green	47 61
												297	A	Loyola Chicago	46 45
												297	H	Loyola Chicago	66 57
												297	N	Loyola Chicago	55 67
												317	H	Southeast Mo. St.	65 70
												326	A	Illinois St.	58 55
												326	H	Illinois St.	60 50
												343	H	Chicago St.	59 62
LAST 12 Division I GAMES:															
				297	N	Loyola Chicago	55 67					40	A	Wichita St.	36 66
				123	A	UNI	68 74					114	A	Missouri St.	61 69
				90	A	Drake	70 86					243	H	Evansville	56 50
				326	H	Illinois St.	60 50					174	H	Indiana St.	55 65
				158	H	Southern Ill.	66 72					158	A	Southern Ill.	59 76
				297	H	Loyola Chicago	66 57					326	A	Illinois St.	58 55

Non-Div I Games:

Bradley

■ Loss,
 ■ Non-Conf, S Site,
 ■ Home
 ■ Away
 N Neutral

Average RPI Win: 244	WON-LOST	WINNING	LAST 10	STRENGTH OF	OPP. STRENGTH	TEAM	ADJ.	CONF.	ADJ CONF.
Average RPI Loss: 131	RECORD	PCT. RANK	GAMES	SCHEDULE	OF SCHEDULE	RPI	RPI	RPI	RPI
DIV. I ONLY	10- 18	252	3- 7	176	178	232	232	7	7
DIV. I NON-CONF.	6- 8	197	0- 0	292	323	257	257	10	10
TOTALS	RPI 1-25	RPI 26-50	W-L RECORDS	RPI 51-100	RPI 101-150	RPI 150+			
10- 18	0- 2	0- 0	OVERALL	0- 3	2- 7	8- 6			
4- 8	0- 1	0- 0	HOME	0- 1	0- 3	4- 3			
5- 8	0- 1	0- 0	AWAY	0- 2	2- 2	3- 3			
1- 2	0- 0	0- 0	NEUTRAL	0- 0	0- 2	1- 0			
6- 8	0- 0	0- 0	NON-CONFERENCE	0- 1	0- 3	6- 4			
3- 2	0- 0	0- 0	HOME	0- 0	0- 0	3- 2			
2- 4	0- 0	0- 0	AWAY	0- 1	0- 1	2- 2			
1- 2	0- 0	0- 0	NEUTRAL	0- 0	0- 2	1- 0			
4- 10	0- 2	0- 0	CONFERENCE	0- 2	2- 4	2- 2			
1- 6	0- 1	0- 0	HOME	0- 1	0- 3	1- 1			
3- 4	0- 1	0- 0	AWAY	0- 1	2- 1	1- 1			
0- 0	0- 0	0- 0	NEUTRAL	0- 0	0- 0	0- 0			

RPI	S	Opponent	Score	RPI	S	Opponent	Score	RPI	S	Opponent	Score	RPI	S	Opponent	Score	Team's RPI: 232
12	A	Princeton	67 79					51	A	Penn	58 75	118	A	Harvard	83 80	
12	H	Princeton	58 86					51	H	Penn	75 83	118	H	Harvard	69 76	
								95	A	Maine	53 58	120	N	Boston College	80 90	
												127	A	Yale	49 66	
												127	H	Yale	69 79	
												130	A	Cornell	58 51	
												130	H	Cornell	52 65	
												134	A	Rhode Island	61 65	
												145	N	UC Riverside	65 79	
												153	A	Dartmouth	50 47	
												153	H	Dartmouth	53 71	
												156	H	Bryant	60 67	
												167	H	St. Bonaventure	56 58	
												208	A	New Hampshire	57 60	
												219	H	Sacred Heart	66 56	
												269	A	Providence	69 78	
												290	A	Columbia	74 83	
												290	H	Columbia	85 76	
												291	A	Morgan St.	59 52	
												294	H	NJIT	67 39	
												302	H	Fairleigh Dickinson	79 74	
												304	A	Vermont	81 76	
												341	N	Howard	80 68	
LAST 12 Division I GAMES:																
118	H	Harvard	69 76	51	H	Penn	75 83									
153	H	Dartmouth	53 71	12	H	Princeton	58 86									
12	A	Princeton	67 79	153	A	Dartmouth	50 47									
51	A	Penn	58 75	118	A	Harvard	83 80									
130	A	Cornell	58 51	290	H	Columbia	85 76									
290	A	Columbia	74 83	130	H	Cornell	52 65									

Non-Div I Games:

Brown

■ Loss,
 ■ Non-Conf,
 ■ S Site,
 ■ H Home
 ■ A Away
 N Neutral

B
r
y
a
n
tB
r
y
a
n
t

Bryant

Page 35

B
r
y
a
n
t

RPI S Opponent Score

Through Games Of March 13, 2015

RPI	S	Opponent	Score	
320	A	Saint Francis (PA)	73	71
320	H	Saint Francis (PA)	87	83
323	A	Wagner	64	47
323	H	Wagner	84	48

B
r
y
a
n
t

Bryant

Bucknell

Through Games Of March 13, 2015

Average RPI Win:	246	WON-LOST	WINNING	LAST 10	STRENGTH OF	OPP. STRENGTH	TEAM	ADJ.	CONF.	ADJ CONF.
Average RPI Loss:	130	RECORD	PCT. RANK	GAMES	SCHEDULE	OF SCHEDULE	RPI	RPI	RPI	RPI
DIV. I ONLY	18- 12	107	5- 5	284	227	161	161	18	18	
DIV. I NON-CONF.	8- 3	71	0- 0	319	254	119	119	19	19	
TOTALS	RPI 1-25	RPI 26-50	W-L RECORDS	RPI 51-100	RPI 101-150	RPI 150+				
18- 12	0- 0	0- 2	OVERALL	0- 4	3- 1	15- 5				
10- 4	0- 0	0- 1	HOME	0- 1	3- 0	7- 2				
8- 8	0- 0	0- 0	AWAY	0- 0	0- 0	8- 1				
0- 0	0- 0	0- 0	NEUTRAL	0- 0	0- 0	0- 0				
8- 3	0- 0	0- 0	NON-CONFERENCE	0- 2	2- 0	6- 1				
4- 0	0- 0	0- 0	HOME	0- 0	2- 0	2- 0				
4- 3	0- 0	0- 0	AWAY	0- 2	0- 0	4- 1				
0- 0	0- 0	0- 0	NEUTRAL	0- 0	0- 0	0- 0				
10- 9	0- 0	0- 2	CONFERENCE	0- 2	1- 1	9- 4				
6- 4	0- 0	0- 1	HOME	0- 1	1- 0	5- 2				
4- 5	0- 0	0- 1	AWAY	0- 1	0- 1	4- 2				
0- 0	0- 0	0- 0	NEUTRAL	0- 0	0- 0	0- 0				

RPI S	Opponent	Score	RPI S	Opponent	Score	RPI S	Opponent	Score	RPI S	Opponent	Score	Team's RPI: 161
50	A American	55 65	50	H American	55 60	67	A Michigan	61 68	107	A Lehigh	61 76	
						78	A Youngstown St.	54 69	107	H Lehigh	69 61	
						99	A Army	45 67	127	H Yale	73 66	
						99	H Army	46 50	130	H Cornell	59 51	
									177	A Delaware	56 58	
									188	A Holy Cross	61 69	
									188	H Holy Cross	52 53	
									195	A Navy	44 42	
									195	H Navy	51 50	
									195	H Navy	49 60	
									210	A Lafayette	77 71	
									210	H Lafayette	51 37	
									257	H UMBC	85 41	
									265	A Colgate	41 54	
									265	H Colgate	77 75	
									284	A Loyola Maryland	72 61	
									284	H Loyola Maryland	66 49	
									291	H Morgan St.	79 50	
									293	A Bowling Green	53 52	
									302	A Fairleigh Dickinson	61 60	
									319	A Mt. St. Mary's	74 49	
									321	A Boston U.	65 60	
									321	H Boston U.	72 56	
									324	A Binghamton	68 57	
LAST 12 Division I GAMES:												
195	H Navy	49 60	195	H Navy	51 50							
50	A American	55 65	188	A Holy Cross	61 69							
107	H Lehigh	69 61	210	H Lafayette	51 37							
321	A Boston U.	65 60	265	A Colgate	41 54							
284	A Loyola Maryland	72 61	107	A Lehigh	61 76							
99	H Army	46 50	321	H Boston U.	72 56							

Non-Div I Games:

Bucknell

Loss, Non-Conf, S Site, H Home A Away N Neutral

Average RPI Win: 215	WON-LOST	WINNING	LAST 10	STRENGTH OF	OPP. STRENGTH	TEAM	ADJ.	CONF.	ADJ CONF.
Average RPI Loss: 128	RECORD	PCT. RANK	GAMES	SCHEDULE	OF SCHEDULE	RPI	RPI	RPI	RPI
DIV. I ONLY	19- 12	99	6- 4	210	190	125	125	15	15
DIV. I NON-CONF.	7- 4	107	0- 0	329	208	180	180	17	17
TOTALS	RPI 1-25	RPI 26-50	W-L RECORDS	RPI 51-100	RPI 101-150	RPI 150+			
19- 12	0- 1	0- 0	OVERALL	4- 5	3- 2	12- 4			
8- 4	0- 0	0- 0	HOME	1- 2	2- 0	5- 2			
9- 6	0- 1	0- 0	AWAY	2- 2	1- 1	6- 2			
2- 2	0- 0	0- 0	NEUTRAL	1- 1	0- 1	1- 0			
7- 4	0- 1	0- 0	NON-CONFERENCE	0- 0	1- 1	6- 2			
2- 1	0- 0	0- 0	HOME	0- 0	0- 0	2- 1			
4- 2	0- 1	0- 0	AWAY	0- 0	1- 0	3- 1			
1- 1	0- 0	0- 0	NEUTRAL	0- 0	0- 1	1- 0			
12- 8	0- 0	0- 0	CONFERENCE	4- 5	2- 1	6- 2			
6- 3	0- 0	0- 0	HOME	1- 2	2- 0	3- 1			
5- 4	0- 0	0- 0	AWAY	2- 2	0- 1	3- 1			
1- 1	0- 0	0- 0	NEUTRAL	1- 1	0- 0	0- 0			

RPI 1-25				RPI 26-50				RPI 51-100				RPI 101+ Team's RPI: 125			
RPI	S	Opponent	Score	RPI	S	Opponent	Score	RPI	S	Opponent	Score	RPI	S	Opponent	Score
14	A	Duke	54 88					53	A	Ohio	70 78	116	N	Tulsa	77 87
								53	H	Ohio	50 61	126	A	Toledo	63 75
								53	N	Ohio	55 63	126	H	Toledo	68 61
								89	A	Akron	70 81	128	H	Ball St.	53 43
								89	H	Akron	87 80	130	A	Cornell	65 58
								94	A	Eastern Mich.	75 53	167	H	St. Bonaventure	51 44
								100	A	Western Mich.	54 44	168	H	Siena	50 58
								100	H	Western Mich.	59 62	172	A	Central Mich.	58 66
								100	N	Western Mich.	63 60	240	H	Niagara	73 64
												251	H	Northern Ill.	47 43
												262	A	Canisius	72 55
												278	A	Miami (OH)	71 51
												278	H	Miami (OH)	68 78
												286	A	Kent St.	68 58
												286	H	Kent St.	59 57
												293	A	Bowling Green	55 47
												293	H	Bowling Green	66 45
												311	A	LIU Brooklyn	73 79
												320	A	Saint Francis (PA)	88 80
												322	A	Manhattan	68 58
												326	N	Illinois St.	68 60
LAST 12 Division I GAMES:															
				53	N	Ohio	55 63	278	H	Miami (OH)	68 78				
				100	N	Western Mich.	63 60	286	H	Kent St.	59 57				
				286	A	Kent St.	68 58	100	A	Western Mich.	54 44				
				293	A	Bowling Green	55 47	89	A	Akron	70 81				
				89	H	Akron	87 80	293	H	Bowling Green	66 45				
				53	A	Ohio	70 78	126	H	Toledo	68 61				

Non-Div I Games:

Buffalo

■ Loss,
 ■ Non-Conf, S Site,
 ■ Home
 ■ Away
 N Neutral

Average RPI Win:	196	WON-LOST	WINNING	LAST 10	STRENGTH OF	OPP. STRENGTH	TEAM	ADJ.	CONF.	ADJ CONF.
Average RPI Loss:	93	RECORD	PCT. RANK	GAMES	SCHEDULE	OF SCHEDULE	RPI	RPI	RPI	RPI
DIV. I ONLY	13- 16	211	3- 7	71	92	146	146	10	10	
DIV. I NON-CONF.	3- 7	250	0- 0	53	120	192	192	9	9	
TOTALS	RPI 1-25	RPI 26-50	W-L RECORDS	RPI 51-100	RPI 101-150	RPI 150+				
13- 16	0- 2	0- 6	OVERALL	4- 4	1- 0	8- 4				
7- 6	0- 1	0- 2	HOME	3- 1	1- 0	3- 2				
6- 7	0- 0	0- 3	AWAY	1- 2	0- 0	5- 2				
0- 3	0- 1	0- 1	NEUTRAL	0- 1	0- 0	0- 0				
3- 7	0- 2	0- 2	NON-CONFERENCE	1- 0	1- 0	1- 3				
2- 2	0- 1	0- 0	HOME	1- 0	1- 0	0- 1				
1- 3	0- 0	0- 1	AWAY	0- 0	0- 0	1- 2				
0- 2	0- 1	0- 1	NEUTRAL	0- 0	0- 0	0- 0				
10- 9	0- 0	0- 4	CONFERENCE	3- 4	0- 0	7- 1				
5- 4	0- 0	0- 2	HOME	2- 1	0- 0	3- 1				
5- 4	0- 0	0- 2	AWAY	1- 2	0- 0	4- 0				
0- 1	0- 0	0- 0	NEUTRAL	0- 1	0- 0	0- 0				

RPI 1-25				RPI 26-50				RPI 51-100				RPI 101+ Team's RPI: 146			
RPI	S	Opponent	Score	RPI	S	Opponent	Score	RPI	S	Opponent	Score	RPI	S	Opponent	Score
19	N	Oregon St.	53 85	37	A	DePaul	76 92	76	A	Villanova	52 63	128	H	Ball St.	48 41
20	H	Chattanooga	47 76	37	H	DePaul	65 83	76	H	Villanova	72 58	174	H	Indiana St.	51 66
				38	A	Seton Hall	65 70	76	N	Villanova	49 70	178	A	Fairfield	77 81
				38	H	Seton Hall	76 85	83	H	Wright St.	57 49	191	A	Xavier	58 54
				44	A	Minnesota	86 88	85	A	St. John's (NY)	55 50	191	H	Xavier	71 53
				49	N	BYU	62 81	85	H	St. John's (NY)	49 60	248	A	Marquette	76 67
								88	A	Creighton	55 62	248	H	Marquette	74 77
								88	H	Creighton	63 58	269	A	Providence	67 59
												269	H	Providence	66 61
												282	A	Valparaiso	57 91
												300	A	Georgetown	65 56
												300	H	Georgetown	63 58
												326	A	Illinois St.	72 60
LAST 12 Division I GAMES:															
				76	N	Villanova	49 70	248	H	Marquette	74 77				
				38	H	Seton Hall	76 85	37	H	DePaul	65 83				
				85	H	St. John's (NY)	49 60	88	A	Creighton	55 62				
				191	H	Xavier	71 53	269	A	Providence	67 59				
				300	A	Georgetown	65 56	191	A	Xavier	58 54				
				76	A	Villanova	52 63	300	H	Georgetown	63 58				

Non-Div I Games: BYU-Hawaii 71 50

Butler

Average RPI Win: 201	WON-LOST	WINNING	LAST 10	STRENGTH OF	OPP. STRENGTH	TEAM	ADJ.	CONF.	ADJ CONF.
Average RPI Loss: 104	RECORD	PCT. RANK	GAMES	SCHEDULE	OF SCHEDULE	RPI	RPI	RPI	RPI
DIV. I ONLY	22- 9	54	8- 2	203	121	81	81	16	16
DIV. I NON-CONF.	10- 4	80	0- 0	171	114	70	70	14	14
TOTALS	RPI 1-25	RPI 26-50	W-L RECORDS	RPI 51-100	RPI 101-150	RPI 150+			
22- 9	0- 1	1- 0	OVERALL	1- 4	4- 1	16- 3			
12- 2	0- 0	0- 0	HOME	1- 0	2- 1	9- 1			
9- 6	0- 0	1- 0	AWAY	0- 4	2- 0	6- 2			
1- 1	0- 1	0- 0	NEUTRAL	0- 0	0- 0	1- 0			
10- 4	0- 1	1- 0	NON-CONFERENCE	0- 3	1- 0	8- 0			
6- 0	0- 0	0- 0	HOME	0- 0	1- 0	5- 0			
4- 3	0- 0	1- 0	AWAY	0- 3	0- 0	3- 0			
0- 1	0- 1	0- 0	NEUTRAL	0- 0	0- 0	0- 0			
12- 5	0- 0	0- 0	CONFERENCE	1- 1	3- 1	8- 3			
6- 2	0- 0	0- 0	HOME	1- 0	1- 1	4- 1			
5- 3	0- 0	0- 0	AWAY	0- 1	2- 0	3- 2			
1- 0	0- 0	0- 0	NEUTRAL	0- 0	0- 0	1- 0			

RPI 1-25				RPI 26-50				RPI 51-100				Team's RPI: 81		RPI 101+			
RPI	S	Opponent	Score	RPI	S	Opponent	Score	RPI	S	Opponent	Score		RPI	S	Opponent	Score	
15	N	FGCU	64 73	49	A	BYU	63 54	60	A	St. Mary's (CA)	63 73		111	A	Long Beach St.	67 52	
								70	A	Hawaii	49 64		111	H	Long Beach St.	77 61	
								70	H	Hawaii	53 46		135	H	Sacramento St.	81 66	
								87	A	Saint Joseph's	54 61		145	A	UC Riverside	88 70	
								98	A	Southern California	74 85		145	H	UC Riverside	56 68	
													151	A	UC Davis	67 73	
													151	H	UC Davis	49 60	
													151	N	UC Davis	61 47	
													159	A	Cal Poly	54 63	
													159	H	Cal Poly	70 58	
													169	H	Montana St.	78 66	
													187	H	Texas Southern	63 50	
													196	H	Idaho	67 50	
													211	A	Cal St. Fullerton	65 53	
													211	H	Cal St. Fullerton	82 51	
													228	A	San Diego St.	65 54	
													230	H	Pepperdine	74 48	
													267	A	Northern Ariz.	77 71	
													275	A	UC Irvine	72 63	
													275	H	UC Irvine	82 60	
													292	H	Portland	45 41	
													298	A	Seattle	86 63	
													330	A	UC Santa Barbara	60 21	
													330	H	UC Santa Barbara	84 48	
LAST 12 Division I GAMES:																	
				151	N	UC Davis	61 47					159	H	Cal Poly	70 58		
				111	H	Long Beach St.	77 61					211	H	Cal St. Fullerton	82 51		
				145	A	UC Riverside	88 70					151	A	UC Davis	67 73		
				211	A	Cal St. Fullerton	65 53					70	A	Hawaii	49 64		
				275	H	UC Irvine	82 60					145	H	UC Riverside	56 68		
				330	A	UC Santa Barbara	60 21					111	A	Long Beach St.	67 52		

Non-Div I Games:

CSUN

Average RPI Win:	202	WON-LOST	WINNING	LAST 10	STRENGTH OF	OPP. STRENGTH	TEAM	ADJ.	CONF.	ADJ CONF.
Average RPI Loss:	137	RECORD	PCT. RANK	GAMES	SCHEDULE	OF SCHEDULE	RPI	RPI	RPI	RPI
DIV. I ONLY	15- 14	162	5- 5	177	165	159	159	16	16	
DIV. I NON-CONF.	5- 7	204	0- 0	147	240	195	195	14	14	
TOTALS	RPI 1-25	RPI 26-50	W-L RECORDS	RPI 51-100	RPI 101-150	RPI 150+				
15- 14	0- 0	0- 0	OVERALL	2- 6	3- 3	10- 5				
9- 5	0- 0	0- 0	HOME	2- 1	2- 1	5- 3				
6- 9	0- 0	0- 0	AWAY	0- 5	1- 2	5- 2				
0- 0	0- 0	0- 0	NEUTRAL	0- 0	0- 0	0- 0				
5- 7	0- 0	0- 0	NON-CONFERENCE	0- 4	1- 1	4- 2				
3- 3	0- 0	0- 0	HOME	0- 1	1- 0	2- 2				
2- 4	0- 0	0- 0	AWAY	0- 3	0- 1	2- 0				
0- 0	0- 0	0- 0	NEUTRAL	0- 0	0- 0	0- 0				
10- 7	0- 0	0- 0	CONFERENCE	2- 2	2- 2	6- 3				
6- 2	0- 0	0- 0	HOME	2- 0	1- 1	3- 1				
4- 5	0- 0	0- 0	AWAY	0- 2	1- 1	3- 2				
0- 0	0- 0	0- 0	NEUTRAL	0- 0	0- 0	0- 0				

RPI 1-25			RPI 26-50			RPI 51-100			RPI 101+			Team's RPI: 159
RPI	S	Opponent	Score	RPI	S	Opponent	Score	RPI	S	Opponent	Score	
						55 A Fresno St.	56 67	111 A Long Beach St.		58 57		
						60 H St. Mary's (CA)	64 65	111 H Long Beach St.		74 85		
						70 A Hawaii	64 79	131 A New Mexico St.		65 79		
						70 H Hawaii	70 65	140 H Bakersfield		71 66		
						81 A CSUN	58 70	145 A UC Riverside		78 82		
						81 H CSUN	63 54	145 H UC Riverside		70 68		
						84 A Colorado St.	63 65	151 A UC Davis		68 52		
						96 A New Mexico	68 84	151 H UC Davis		72 64		
								153 H Dartmouth		61 74		
								211 A Cal St. Fullerton		48 55		
								211 A Cal St. Fullerton		57 48		
								211 H Cal St. Fullerton		60 74		
								224 A Santa Clara		79 73		
								230 H Pepperdine		69 76		
								250 H A&M-Corpus Christi		63 48		
								272 A Loyola Marymount		87 79		
								275 A UC Irvine		75 84		
								275 H UC Irvine		74 58		
								292 H Portland		76 67		
								330 A UC Santa Barbara		56 41		
								330 H UC Santa Barbara		84 63		
LAST 12 Division I GAMES:												
211 A		Cal St. Fullerton	48 55	111 A		Long Beach St.	58 57					
330 H		UC Santa Barbara	84 63	81 A		CSUN	58 70					
275 A		UC Irvine	75 84	70 A		Hawaii	64 79					
151 A		UC Davis	68 52	275 H		UC Irvine	74 58					
145 H		UC Riverside	70 68	151 H		UC Davis	72 64					
211 H		Cal St. Fullerton	60 74	145 A		UC Riverside	78 82					

Non-Div I Games:

Cal Poly

■ Loss,
 ■ Non-Conf,
 ■ S Site,
 ■ H Home
 ■ A Away
 N Neutral

Average RPI Win:	238	WON-LOST	WINNING	LAST 10	STRENGTH OF	OPP. STRENGTH	TEAM	ADJ.	CONF.	ADJ CONF.
Average RPI Loss:	112	RECORD	PCT. RANK	GAMES	SCHEDULE	OF SCHEDULE	RPI	RPI	RPI	RPI
DIV. I ONLY	13- 19	238	4- 6	122	212	211	211	16	16	
DIV. I NON-CONF.	6- 7	175	0- 0	118	290	156	156	14	14	
TOTALS	RPI 1-25	RPI 26-50	W-L RECORDS	RPI 51-100	RPI 101-150	RPI 150+				
13- 19	0- 0	0- 0	OVERALL	0- 11	3- 3	10- 5				
7- 8	0- 0	0- 0	HOME	0- 4	2- 1	5- 3				
6- 9	0- 0	0- 0	AWAY	0- 5	1- 2	5- 2				
0- 2	0- 0	0- 0	NEUTRAL	0- 2	0- 0	0- 0				
6- 7	0- 0	0- 0	NON-CONFERENCE	0- 6	1- 0	5- 1				
2- 3	0- 0	0- 0	HOME	0- 2	0- 0	2- 1				
4- 3	0- 0	0- 0	AWAY	0- 3	1- 0	3- 0				
0- 1	0- 0	0- 0	NEUTRAL	0- 1	0- 0	0- 0				
7- 12	0- 0	0- 0	CONFERENCE	0- 5	2- 3	5- 4				
5- 5	0- 0	0- 0	HOME	0- 2	2- 1	3- 2				
2- 6	0- 0	0- 0	AWAY	0- 2	0- 2	2- 2				
0- 1	0- 0	0- 0	NEUTRAL	0- 1	0- 0	0- 0				

RPI 1-25				RPI 26-50				RPI 51-100				RPI 101+				Team's RPI: 211	
RPI	S	Opponent	Score	RPI	S	Opponent	Score	RPI	S	Opponent	Score	RPI	S	Opponent	Score		
								55	A	Fresno St.	52 57	111	A	Long Beach St.	70 74		
								56	A	San Diego	54 60	111	H	Long Beach St.	62 69		
								70	A	Hawaii	38 61	131	A	New Mexico St.	66 51		
								70	H	Hawaii	43 54	145	A	UC Riverside	69 77		
								70	N	Hawaii	64 73	145	H	UC Riverside	71 59		
								73	A	South Dakota	50 86	145	H	UC Riverside	58 49		
								76	H	Villanova	43 50	151	A	UC Davis	59 64		
								77	H	Albany (NY)	49 71	151	H	UC Davis	67 74		
								81	A	CSUN	51 82	159	A	Cal Poly	74 60		
								81	H	CSUN	53 65	159	H	Cal Poly	48 57		
								94	N	Eastern Mich.	74 78	159	H	Cal Poly	55 48		
LAST 12 Division I GAMES:																	
				70	N	Hawaii	64 73	81	H	CSUN	53 65						
				159	H	Cal Poly	55 48	330	A	UC Santa Barbara	39 48						
				145	H	UC Riverside	71 59	159	A	Cal Poly	74 60						
				70	A	Hawaii	38 61	70	H	Hawaii	43 54						
				275	H	UC Irvine	66 54	151	H	UC Davis	67 74						
				111	H	Long Beach St.	62 69	81	A	CSUN	51 82						

Non-Div I Games:

Cal St. Fullerton

■ Loss,
 ■ Non-Conf,
 ■ S Site,
 ■ H Home
 ■ A Away
 N Neutral

California

Through Games Of March 13, 2015

Average RPI Win:	116	WON-LOST	WINNING	LAST 10	STRENGTH OF	OPP. STRENGTH	TEAM	ADJ.	CONF.	ADJ CONF.
Average RPI Loss:	47	RECORD	PCT. RANK	GAMES	SCHEDULE	OF SCHEDULE	RPI	RPI	RPI	RPI
DIV. I ONLY	23- 9	49	6- 4	20	30	24	24	5	5	
DIV. I NON-CONF.	8- 3	71	0- 0	36	77	34	34	5	5	
TOTALS	RPI 1-25	RPI 26-50	W-L RECORDS	RPI 51-100	RPI 101-150	RPI 150+				
23- 9	2- 5	2- 1	OVERALL	8- 1	5- 2	6- 0				
11- 4	0- 3	1- 0	HOME	3- 1	3- 0	4- 0				
9- 4	2- 1	0- 1	AWAY	5- 0	0- 2	2- 0				
3- 1	0- 1	1- 0	NEUTRAL	0- 0	2- 0	0- 0				
8- 3	0- 1	0- 0	NON-CONFERENCE	3- 0	3- 2	2- 0				
5- 1	0- 1	0- 0	HOME	1- 0	2- 0	2- 0				
2- 2	0- 0	0- 0	AWAY	2- 0	0- 2	0- 0				
1- 0	0- 0	0- 0	NEUTRAL	0- 0	1- 0	0- 0				
15- 6	2- 4	2- 1	CONFERENCE	5- 1	2- 0	4- 0				
6- 3	0- 2	1- 0	HOME	2- 1	1- 0	2- 0				
7- 2	2- 1	0- 1	AWAY	3- 0	0- 0	2- 0				
2- 1	0- 1	1- 0	NEUTRAL	0- 0	1- 0	0- 0				

RPI S	Opponent	Score	RPI S	Opponent	Score	RPI S	Opponent	Score	RPI S	Opponent	Score
7	H Louisville	57 70	33	A Washington	77 79	61	A Pacific	84 64	102	H Colorado	75 59
17	A Arizona St.	50 49	33	H Washington	82 58	69	A Washington St.	70 62	102	N Colorado	68 55
17	H Arizona St.	52 67	33	N Washington	69 53	69	H Washington St.	57 54	104	N Missouri	82 70
18	A Stanford	63 53				70	A Hawaii	79 72	105	A Kansas	39 62
18	H Stanford	47 59				88	H Creighton	94 69	111	A Long Beach St.	56 58
18	N Stanford	60 61				93	A UCLA	72 57	121	H Old Dominion	79 59
19	A Oregon St.	55 73				93	H UCLA	70 64	135	H Sacramento St.	107 94
						98	A Southern California	67 53	180	A Oregon	74 59
						98	H Southern California	54 65	214	A Arizona	65 46
									214	H Arizona	68 56
									229	H San Jose St.	110 87
									238	H Utah	67 49
									287	H Nevada	76 54
LAST 12 Division I GAMES:											
18	N Stanford	60 61	18	H Stanford	47 59						
102	N Colorado	68 55	98	H Southern California	54 65						
33	N Washington	69 53	93	H UCLA	70 64						
19	A Oregon St.	55 73	17	A Arizona St.	50 49						
180	A Oregon	74 59	214	A Arizona	65 46						
18	A Stanford	63 53	69	H Washington St.	57 54						

Non-Div I Games:

California

Loss, Non-Conf, S Site, H Home A Away N Neutral

Average RPI Win:	283	WON-LOST	WINNING	LAST 10	STRENGTH OF	OPP. STRENGTH	TEAM	ADJ.	CONF.	ADJ CONF.
Average RPI Loss:	167	RECORD	PCT. RANK	GAMES	SCHEDULE	OF SCHEDULE	RPI	RPI	RPI	RPI
DIV. I ONLY	17- 12	114	7- 3	289	334	204	204	28	28	
DIV. I NON-CONF.	3- 4	197	0- 0	299	324	276	276	32	32	
TOTALS	RPI 1-25	RPI 26-50	W-L RECORDS	RPI 51-100	RPI 101-150	RPI 150+				
17- 12	0- 0	0- 0	OVERALL	0- 4	1- 2	16- 6				
11- 2	0- 0	0- 0	HOME	0- 1	1- 1	10- 0				
4- 9	0- 0	0- 0	AWAY	0- 2	0- 1	4- 6				
2- 1	0- 0	0- 0	NEUTRAL	0- 1	0- 0	2- 0				
3- 4	0- 0	0- 0	NON-CONFERENCE	0- 1	0- 1	3- 2				
2- 1	0- 0	0- 0	HOME	0- 0	0- 1	2- 0				
0- 3	0- 0	0- 0	AWAY	0- 1	0- 0	0- 2				
1- 0	0- 0	0- 0	NEUTRAL	0- 0	0- 0	1- 0				
14- 8	0- 0	0- 0	CONFERENCE	0- 3	1- 1	13- 4				
9- 1	0- 0	0- 0	HOME	0- 1	1- 0	8- 0				
4- 6	0- 0	0- 0	AWAY	0- 1	0- 1	4- 4				
1- 1	0- 0	0- 0	NEUTRAL	0- 1	0- 0	1- 0				

RPI S	Opponent	Score	RPI S	Opponent	Score	RPI S	Opponent	Score	RPI S	Opponent	Score	Team's RPI: 204
						54 A	Stetson	63 76	101 H	Elon	51 77	
						63 A	Liberty	40 64	149 A	High Point	59 79	
						63 H	Liberty	57 64	149 H	High Point	64 61	
						63 N	Liberty	43 71	199 A	Winthrop	59 61	
									199 H	Winthrop	62 52	
									199 N	Winthrop	65 52	
									206 A	Radford	43 67	
									206 H	Radford	65 62	
									226 A	UNCW	80 89	
									244 A	Presbyterian	42 51	
									244 H	Presbyterian	58 45	
									261 N	Bethune-Cookman	66 55	
									280 A	Gardner-Webb	72 62	
									280 H	Gardner-Webb	75 74	
									301 A	Western Caro.	57 67	
									306 A	UNC Asheville	56 51	
									306 H	UNC Asheville	60 55	
									319 H	Mt. St. Mary's	60 42	
									333 A	Coastal Caro.	40 50	
									333 H	Coastal Caro.	78 69	
									339 H	N.C. Central	65 60	
									344 A	Longwood	65 58	
									344 H	Longwood	68 56	
									348 A	Charleston So.	69 65	
									348 H	Charleston So.	61 47	
LAST 12 Division I GAMES:												
			63 N	Liberty	43 71		149 H	High Point	64 61			
			199 N	Winthrop	65 52		306 A	UNC Asheville	56 51			
			63 H	Liberty	57 64		348 H	Charleston So.	61 47			
			333 H	Coastal Caro.	78 69		199 H	Winthrop	62 52			
			206 A	Radford	43 67		344 H	Longwood	68 56			
			280 A	Gardner-Webb	72 62		244 A	Presbyterian	42 51			

Non-Div I Games: Pfeiffer 89 61 Brevard 72 51

Campbell

Loss, Non-Conf, S Site, H Home A Away N Neutral

Average RPI Win:	291	WON-LOST	WINNING	LAST 10	STRENGTH OF	OPP. STRENGTH	TEAM	ADJ.	CONF.	ADJ CONF.
Average RPI Loss:	144	RECORD	PCT. RANK	GAMES	SCHEDULE	OF SCHEDULE	RPI	RPI	RPI	RPI
DIV. I ONLY	10- 20	262	2- 8	228	249	262	262	24	24	
DIV. I NON-CONF.	2- 7	290	0- 0	128	181	252	252	24	24	
TOTALS	RPI 1-25	RPI 26-50	W-L RECORDS	RPI 51-100	RPI 101-150	RPI 150+				
10- 20	0- 2	0- 1	OVERALL	0- 3	0- 3	10- 11				
5- 9	0- 1	0- 0	HOME	0- 2	0- 2	5- 4				
5- 10	0- 1	0- 1	AWAY	0- 1	0- 1	5- 6				
0- 1	0- 0	0- 0	NEUTRAL	0- 0	0- 0	0- 1				
2- 7	0- 0	0- 1	NON-CONFERENCE	0- 3	0- 1	2- 2				
1- 3	0- 0	0- 0	HOME	0- 2	0- 1	1- 0				
1- 4	0- 0	0- 1	AWAY	0- 1	0- 0	1- 2				
0- 0	0- 0	0- 0	NEUTRAL	0- 0	0- 0	0- 0				
8- 13	0- 2	0- 0	CONFERENCE	0- 0	0- 2	8- 9				
4- 6	0- 1	0- 0	HOME	0- 0	0- 1	4- 4				
4- 6	0- 1	0- 0	AWAY	0- 0	0- 1	4- 4				
0- 1	0- 0	0- 0	NEUTRAL	0- 0	0- 0	0- 1				

RPI 1-25				RPI 26-50				RPI 51-100				RPI 101+ Team's RPI: 262			
RPI	S	Opponent	Score	RPI	S	Opponent	Score	RPI	S	Opponent	Score	RPI	S	Opponent	Score
25	A	Quinnipiac	85 88	35	A	Syracuse	37 70	67	A	Michigan	43 79	117	A	Marist	64 74
25	H	Quinnipiac	66 86					77	H	Albany (NY)	59 64	117	H	Marist	49 63
								78	H	Youngstown St.	48 80	125	H	Buffalo	55 72
												156	A	Bryant	68 71
												167	A	St. Bonaventure	46 62
												168	A	Siena	54 58
												168	H	Siena	70 71
												178	A	Fairfield	58 61
												178	H	Fairfield	54 63
												198	A	Iona	75 85
												198	H	Iona	62 80
												240	A	Niagara	66 55
												240	H	Niagara	65 59
												242	A	Monmouth	75 58
												242	H	Monmouth	62 49
												242	N	Monmouth	56 68
												277	A	Rider	51 52
												277	H	Rider	56 58
												320	A	Saint Francis (PA)	87 74
												322	A	Manhattan	56 45
												322	H	Manhattan	55 44
												324	H	Binghamton	91 75
												327	A	Saint Peter's	57 45
												327	H	Saint Peter's	75 50
LAST 12 Division I GAMES:															
				242	N	Monmouth	56 68					178	A	Fairfield	58 61
				168	A	Siena	54 58					117	H	Marist	49 63
				240	H	Niagara	65 59					178	H	Fairfield	54 63
				242	H	Monmouth	62 49					277	A	Rider	51 52
				277	H	Rider	56 58					242	A	Monmouth	75 58
				25	A	Quinnipiac	85 88					198	H	Iona	62 80

Non-Div I Games:

Canisius

■ Loss,
 ■ Non-Conf,
 ■ S Site,
 ■ Home
 ■ A Away
 N Neutral

Central Ark.

Through Games Of March 13, 2015

Average RPI Win:	290	WON-LOST	WINNING	LAST 10	STRENGTH OF	OPP. STRENGTH	TEAM	ADJ.	CONF.	ADJ CONF.
Average RPI Loss:	199	RECORD	PCT. RANK	GAMES	SCHEDULE	OF SCHEDULE	RPI	RPI	RPI	RPI
DIV. I ONLY	13- 14	191	5- 5	319	323	258	258	27	27	
DIV. I NON-CONF.	3- 5	215	0- 0	224	346	255	255	27	27	
TOTALS	RPI 1-25	RPI 26-50	W-L RECORDS	RPI 51-100	RPI 101-150	RPI 150+				
13- 14	0- 0	0- 1	OVERALL	0- 1	0- 1	13- 11				
7- 5	0- 0	0- 0	HOME	0- 0	0- 1	7- 4				
5- 7	0- 0	0- 1	AWAY	0- 1	0- 0	5- 5				
1- 2	0- 0	0- 0	NEUTRAL	0- 0	0- 0	1- 2				
3- 5	0- 0	0- 1	NON-CONFERENCE	0- 1	0- 0	3- 3				
1- 2	0- 0	0- 0	HOME	0- 0	0- 0	1- 2				
1- 2	0- 0	0- 1	AWAY	0- 1	0- 0	1- 0				
1- 1	0- 0	0- 0	NEUTRAL	0- 0	0- 0	1- 1				
10- 9	0- 0	0- 0	CONFERENCE	0- 0	0- 1	10- 8				
6- 3	0- 0	0- 0	HOME	0- 0	0- 1	6- 2				
4- 5	0- 0	0- 0	AWAY	0- 0	0- 0	4- 5				
0- 1	0- 0	0- 0	NEUTRAL	0- 0	0- 0	0- 1				

RPI S	Opponent	Score	RPI S	Opponent	Score	RPI S	Opponent	Score	RPI S	Opponent	Score	Team's RPI: 258
27	A Western Ky.	57 93	86	A Georgia Tech	50 88	124	H Stephen F. Austin	46 73	184	A Lamar	46 82	
						207	H Jacksonville St.	54 63	211	A Northwestern St.	52 54	
						211	H Northwestern St.	63 46	211	N Northwestern St.	49 63	
						216	A Nicholls St.	43 53	216	H Nicholls St.	72 75	
						217	A McNeese St.	68 72	217	H McNeese St.	63 65	
						250	H A&M-Corpus Christi	63 59	252	A Abilene Christian	66 60	
						259	H Austin Peay	63 54	264	A Houston Baptist	37 58	
						276	N Jackson St.	56 45	289	N Eastern Ky.	55 56	
						295	A Sam Houston St.	64 56	295	H Sam Houston St.	66 63	
						305	A New Orleans	53 46	305	H New Orleans	50 44	
						316	A Alcorn	62 36	317	H Southeast Mo. St.	46 48	
						332	A Southeastern La.	60 48	332	H Southeastern La.	73 57	
						340	H Incarnate Word	58 49				
LAST 12 Division I GAMES:												
211	N Northwestern St.	49 63	217	H McNeese St.	63 65							
217	A McNeese St.	68 72	340	H Incarnate Word	58 49							
216	A Nicholls St.	43 53	211	A Northwestern St.	52 54							
332	H Southeastern La.	73 57	305	H New Orleans	50 44							
295	A Sam Houston St.	64 56	332	A Southeastern La.	60 48							
295	H Sam Houston St.	66 63	211	H Northwestern St.	63 46							

Non-Div I Games: Williams Baptist 73 57 Blue Mountain 71 30 Lyon 59 43 Central Baptist 72 39
Central Ark.

Loss, Non-Conf, S Site, H Home A Away N Neutral

Average RPI Win:	259	WON-LOST	WINNING	LAST 10	STRENGTH OF	OPP. STRENGTH	TEAM	ADJ.	CONF.	ADJ CONF.
Average RPI Loss:	164	RECORD	PCT. RANK	GAMES	SCHEDULE	OF SCHEDULE	RPI	RPI	RPI	RPI
DIV. I ONLY	19- 12	99	6- 4	246	302	165	165	29	29	
DIV. I NON-CONF.	4- 7	221	0- 0	56	204	149	149	28	28	
TOTALS	RPI 1-25	RPI 26-50	W-L RECORDS	RPI 51-100	RPI 101-150	RPI 150+				
19- 12	0- 0	0- 1	OVERALL	1- 3	0- 2	18- 6				
11- 5	0- 0	0- 0	HOME	0- 3	0- 1	11- 1				
8- 7	0- 0	0- 0	AWAY	1- 0	0- 0	7- 0				
0- 0	0- 0	0- 0	NEUTRAL	0- 0	0- 0	0- 0				
4- 7	0- 0	0- 1	NON-CONFERENCE	1- 3	0- 2	3- 1				
1- 4	0- 0	0- 0	HOME	0- 3	0- 1	1- 0				
3- 3	0- 0	0- 1	AWAY	1- 0	0- 1	2- 1				
0- 0	0- 0	0- 0	NEUTRAL	0- 0	0- 0	0- 0				
15- 5	0- 0	0- 0	CONFERENCE	0- 0	0- 0	15- 5				
10- 1	0- 0	0- 0	HOME	0- 0	0- 0	10- 1				
5- 4	0- 0	0- 0	AWAY	0- 0	0- 0	5- 4				
0- 0	0- 0	0- 0	NEUTRAL	0- 0	0- 0	0- 0				

RPI S	Opponent	Score	RPI S	Opponent	Score	RPI S	Opponent	Score	RPI S	Opponent	Score	Team's RPI: 165
			35 A	Syracuse	43 74	72 H	Fordham	36 72	134 A	Rhode Island	46 58	
						95 H	Maine	58 72	144 H	Hartford	63 75	
						97 A	Hofstra	71 66	156 A	Bryant	53 55	
						99 H	Army	60 74	156 H	Bryant	70 59	
									168 A	Siena	57 79	
									181 A	Robert Morris	48 60	
									181 H	Robert Morris	63 46	
									208 A	New Hampshire	64 58	
									218 A	UMass Lowell	81 58	
									219 A	Sacred Heart	62 49	
									219 H	Sacred Heart	70 58	
									249 A	St. Francis Brooklyn	51 49	
									249 H	St. Francis Brooklyn	61 43	
									249 H	St. Francis Brooklyn	63 71	
									302 A	Fairleigh Dickinson	77 56	
									302 H	Fairleigh Dickinson	82 53	
									304 H	Vermont	77 75	
									311 A	LIU Brooklyn	68 54	
									311 H	LIU Brooklyn	75 70	
									311 H	LIU Brooklyn	72 51	
									319 A	Mt. St. Mary's	50 54	
									319 H	Mt. St. Mary's	60 49	
									320 A	Saint Francis (PA)	48 61	
									320 H	Saint Francis (PA)	72 59	
									323 A	Wagner	83 67	
									323 H	Wagner	77 61	
LAST 12 Division I GAMES:												
			249 H	St. Francis Brooklyn	63 71		320 A	Saint Francis (PA)	48 61			
			311 H	LIU Brooklyn	72 51		181 A	Robert Morris	48 60			
			156 A	Bryant	53 55		249 H	St. Francis Brooklyn	61 43			
			302 A	Fairleigh Dickinson	77 56		319 H	Mt. St. Mary's	60 49			
			320 H	Saint Francis (PA)	72 59		311 A	LIU Brooklyn	68 54			
			219 H	Sacred Heart	70 58		323 A	Wagner	83 67			

Non-Div I Games:

Central Conn. St.

■ Loss,
 ■ Non-Conf, S Site,
 ■ Home
 ■ Away
 N Neutral

Central Mich.

Through Games Of March 13, 2015

Average RPI Win:	225	WON-LOST	WINNING	LAST 10	STRENGTH OF	OPP. STRENGTH	TEAM	ADJ.	CONF.	ADJ CONF.
Average RPI Loss:	90	RECORD	PCT. RANK	GAMES	SCHEDULE	OF SCHEDULE	RPI	RPI	RPI	RPI
DIV. I ONLY	13- 18	229	2- 8	77	122	172	172	15	15	
DIV. I NON-CONF.	5- 6	178	0- 0	60	19	129	129	17	17	
TOTALS	RPI 1-25	RPI 26-50	W-L RECORDS	RPI 51-100	RPI 101-150	RPI 150+				
13- 18	0- 4	0- 1	OVERALL	2- 7	1- 4	10- 2				
7- 7	0- 2	0- 0	HOME	1- 3	1- 2	5- 0				
4- 9	0- 1	0- 1	AWAY	0- 3	0- 2	4- 2				
2- 2	0- 1	0- 0	NEUTRAL	1- 1	0- 0	1- 0				
5- 6	0- 4	0- 1	NON-CONFERENCE	1- 0	0- 0	4- 1				
3- 2	0- 2	0- 0	HOME	0- 0	0- 0	3- 0				
0- 3	0- 1	0- 1	AWAY	0- 0	0- 0	0- 1				
2- 1	0- 1	0- 0	NEUTRAL	1- 0	0- 0	1- 0				
8- 12	0- 0	0- 0	CONFERENCE	1- 7	1- 4	6- 1				
4- 5	0- 0	0- 0	HOME	1- 3	1- 2	2- 0				
4- 6	0- 0	0- 0	AWAY	0- 3	0- 2	4- 1				
0- 1	0- 0	0- 0	NEUTRAL	0- 1	0- 0	0- 0				

RPI 1-25				RPI 26-50				RPI 51-100				RPI 101+ Team's RPI: 172			
RPI	S	Opponent	Score	RPI	S	Opponent	Score	RPI	S	Opponent	Score	RPI	S	Opponent	Score
3	N	South Carolina	45 80	44	A	Minnesota	64 67	53	A	Ohio	51 71	125	H	Buffalo	66 58
8	H	Kentucky	68 71					53	H	Ohio	66 74	126	A	Toledo	53 62
13	A	Dayton	76 86					89	H	Akron	72 74	126	H	Toledo	46 61
13	H	Dayton	89 98					92	N	Richmond	61 56	128	A	Ball St.	64 73
								94	A	Eastern Mich.	64 85	128	H	Ball St.	69 85
								94	H	Eastern Mich.	86 93	180	N	Oregon	73 67
								100	A	Western Mich.	64 69	189	A	Memphis	61 62
								100	H	Western Mich.	63 51	197	H	Massachusetts	72 70
								100	N	Western Mich.	68 81	236	H	Oakland	74 69
												251	A	Northern Ill.	49 44
												251	A	Northern Ill.	62 69
												251	H	Northern Ill.	56 43
												278	A	Miami (OH)	60 54
												286	A	Kent St.	83 62
												286	H	Kent St.	65 63
												293	A	Bowling Green	57 54
												347	H	Delaware St.	91 63
LAST 12 Division I GAMES:															
100	N	Western Mich.	68 81	100	H	Western Mich.	63 51								
251	A	Northern Ill.	49 44	128	A	Ball St.	64 73								
94	H	Eastern Mich.	86 93	94	A	Eastern Mich.	64 85								
128	H	Ball St.	69 85	126	H	Toledo	46 61								
126	A	Toledo	53 62	100	A	Western Mich.	64 69								
251	A	Northern Ill.	62 69	293	A	Bowling Green	57 54								

Non-Div I Games:

Central Mich.

■ Loss,
 ■ Non-Conf,
 ■ S Site,
 ■ H Home
 ■ A Away
 N Neutral

Charleston So.

Through Games Of March 13, 2015

Average RPI Win:	306	WON-LOST	WINNING	LAST 10	STRENGTH OF	OPP. STRENGTH	TEAM	ADJ.	CONF.	ADJ CONF.
Average RPI Loss:	226	RECORD	PCT. RANK	GAMES	SCHEDULE	OF SCHEDULE	RPI	RPI	RPI	RPI
DIV. I ONLY	1- 25	349	1- 9	302	332	348	348	28	28	
DIV. I NON-CONF.	0- 5	339	0- 0	301	267	348	348	32	32	
TOTALS	RPI 1-25	RPI 26-50	W-L RECORDS	RPI 51-100	RPI 101-150	RPI 150+				
1- 25	0- 0	0- 0	OVERALL	0- 2	0- 2	1- 21				
1- 9	0- 0	0- 0	HOME	0- 1	0- 1	1- 7				
0- 14	0- 0	0- 0	AWAY	0- 1	0- 1	0- 12				
0- 2	0- 0	0- 0	NEUTRAL	0- 0	0- 0	0- 2				
0- 5	0- 0	0- 0	NON-CONFERENCE	0- 0	0- 0	0- 5				
0- 0	0- 0	0- 0	HOME	0- 0	0- 0	0- 0				
0- 4	0- 0	0- 0	AWAY	0- 0	0- 0	0- 4				
0- 1	0- 0	0- 0	NEUTRAL	0- 0	0- 0	0- 1				
1- 20	0- 0	0- 0	CONFERENCE	0- 2	0- 2	1- 16				
1- 9	0- 0	0- 0	HOME	0- 1	0- 1	1- 7				
0- 10	0- 0	0- 0	AWAY	0- 1	0- 1	0- 8				
0- 1	0- 0	0- 0	NEUTRAL	0- 0	0- 0	0- 1				

RPI S	Opponent	Score	RPI S	Opponent	Score	RPI S	Opponent	Score	RPI S	Opponent	Score	Team's RPI: 348
						63	A Liberty	53 64	149	A High Point	60 92	
						63	H Liberty	51 86	149	H High Point	44 77	
									155	A Charlotte	43 75	
									160	A Florida	64 92	
									199	A Winthrop	40 77	
									199	H Winthrop	50 79	
									204	A Campbell	47 61	
									204	H Campbell	65 69	
									206	A Radford	51 53	
									206	H Radford	57 64	
									207	N Jacksonville St.	43 70	
									226	A UNCW	70 80	
									244	A Presbyterian	40 71	
									244	H Presbyterian	48 56	
									244	N Presbyterian	39 47	
									280	A Gardner-Webb	54 70	
									280	H Gardner-Webb	56 62	
									306	A UNC Asheville	47 56	
									306	H UNC Asheville	70 57	
									315	A Wofford	48 55	
									333	A Coastal Caro.	51 65	
									333	H Coastal Caro.	62 71	
									344	A Longwood	71 79	
									344	H Longwood	51 58	
LAST 12 Division I GAMES:												
			244	N Presbyterian	39 47		280	H Gardner-Webb	56 62			
			344	H Longwood	51 58		149	A High Point	60 92			
			244	H Presbyterian	48 56		204	A Campbell	47 61			
			63	A Liberty	53 64		306	H UNC Asheville	70 57			
			333	A Coastal Caro.	51 65		199	A Winthrop	40 77			
			206	H Radford	57 64		344	A Longwood	71 79			

Non-Div I Games: Clearwater 90 37 Montreat 86 34 Columbia Int'l 74 33 Trinity Baptist 98 35 Charleston So.

Loss, Non-Conf, S Site, H Home A Away N Neutral

Average RPI Win: 227	WON-LOST	WINNING	LAST 10	STRENGTH OF	OPP. STRENGTH	TEAM	ADJ.	CONF.	ADJ CONF.
Average RPI Loss: 111	RECORD	PCT. RANK	GAMES	SCHEDULE	OF SCHEDULE	RPI	RPI	RPI	RPI
DIV. I ONLY	15- 17	195	6- 4	91	145	155	155	17	17
DIV. I NON-CONF.	4- 8	234	0- 0	97	110	206	206	18	18
TOTALS	RPI 1-25	RPI 26-50	W-L RECORDS	RPI 51-100	RPI 101-150	RPI 150+			
15- 17	0- 2	0- 3	OVERALL	2- 3	1- 4	12- 5			
8- 6	0- 0	0- 1	HOME	0- 2	1- 1	7- 2			
6- 7	0- 1	0- 1	AWAY	2- 0	0- 3	4- 2			
1- 4	0- 1	0- 1	NEUTRAL	0- 1	0- 0	1- 1			
4- 8	0- 2	0- 0	NON-CONFERENCE	1- 2	0- 2	3- 2			
3- 2	0- 0	0- 0	HOME	0- 1	0- 1	3- 0			
1- 3	0- 1	0- 0	AWAY	1- 0	0- 1	0- 1			
0- 3	0- 1	0- 0	NEUTRAL	0- 1	0- 0	0- 1			
11- 9	0- 0	0- 3	CONFERENCE	1- 1	1- 2	9- 3			
5- 4	0- 0	0- 1	HOME	0- 1	1- 0	4- 2			
5- 4	0- 0	0- 1	AWAY	1- 0	0- 2	4- 1			
1- 1	0- 0	0- 1	NEUTRAL	0- 0	0- 0	1- 0			

RPI 1-25				RPI 26-50				RPI 51-100				RPI 101+ Team's RPI: 155			
RPI	S	Opponent	Score	RPI	S	Opponent	Score	RPI	S	Opponent	Score	RPI	S	Opponent	Score
3	A	South Carolina	61 82	27	A	Western Ky.	72 80	63	A	Liberty	79 77	101	H	Elon	54 67
12	N	Princeton	43 73	27	H	Western Ky.	61 76	66	H	Middle Tenn.	54 84	121	A	Old Dominion	57 66
				27	N	Western Ky.	67 70	80	A	Southern Miss.	83 72	121	H	Old Dominion	82 67
								82	H	North Carolina St.	63 70	122	A	Louisiana Tech	61 71
								91	N	Montana	58 67	128	A	Ball St.	66 76
												183	H	UTSA	74 54
												186	N	Wake Forest	58 65
												190	A	Marshall	66 58
												190	H	Marshall	74 56
												190	N	Marshall	67 52
												193	H	UAB	52 60
												223	A	Fla. Atlantic	68 71
												238	A	Utah	52 54
												244	H	Presbyterian	66 50
												245	H	UTEP	72 75
												263	H	Davidson	86 51
												270	A	Rice	62 59
												270	H	Rice	74 59
												331	A	North Texas	67 58
												331	H	North Texas	71 46
												335	A	FIU	81 62
												348	H	Charleston So.	75 43
LAST 12 Division I GAMES:															
				27	N	Western Ky.	67 70	80	A	Southern Miss.	83 72				
				190	N	Marshall	67 52	122	A	Louisiana Tech	61 71				
				190	A	Marshall	66 58	183	H	UTSA	74 54				
				27	A	Western Ky.	72 80	245	H	UTEP	72 75				
				270	H	Rice	74 59	121	H	Old Dominion	82 67				
				331	H	North Texas	71 46	335	A	FIU	81 62				

Non-Div I Games:

Charlotte

■ Loss,
■ Non-Conf,
■ S Site,
■ Home
■ A Away
N Neutral

Average RPI Win:	185	WON-LOST	WINNING	LAST 10	STRENGTH OF	OPP. STRENGTH	TEAM	ADJ.	CONF.	ADJ CONF.
Average RPI Loss:	24	RECORD	PCT. RANK	GAMES	SCHEDULE	OF SCHEDULE	RPI	RPI	RPI	RPI
DIV. I ONLY	29- 3	9	10- 0	58	168	20	20	20	20	
DIV. I NON-CONF.	12- 3	46	0- 0	9	64	8	8	22	22	
TOTALS	RPI 1-25	RPI 26-50	W-L RECORDS	RPI 51-100	RPI 101-150	RPI 150+				
29- 3	2- 1	0- 2	OVERALL	2- 0	9- 0	16- 0				
13- 1	2- 0	0- 1	HOME	1- 0	2- 0	8- 0				
11- 2	0- 1	0- 1	AWAY	0- 0	5- 0	6- 0				
5- 0	0- 0	0- 0	NEUTRAL	1- 0	2- 0	2- 0				
12- 3	2- 1	0- 2	NON-CONFERENCE	2- 0	3- 0	5- 0				
6- 1	2- 0	0- 1	HOME	1- 0	0- 0	3- 0				
4- 2	0- 1	0- 1	AWAY	0- 0	3- 0	1- 0				
2- 0	0- 0	0- 0	NEUTRAL	1- 0	0- 0	1- 0				
17- 0	0- 0	0- 0	CONFERENCE	0- 0	6- 0	11- 0				
7- 0	0- 0	0- 0	HOME	0- 0	2- 0	5- 0				
7- 0	0- 0	0- 0	AWAY	0- 0	2- 0	5- 0				
3- 0	0- 0	0- 0	NEUTRAL	0- 0	2- 0	1- 0				

RPI 1-25				Team's RPI:		20	
RPI	S	Opponent	Score				
1	A	Notre Dame	53	88			
2	H	Tennessee	67	63			
18	H	Stanford	54	46			

RPI 26-50			
RPI	S	Opponent	Score
26	H	South Fla.	57 59
45	A	Arkansas St.	52 57

RPI 51-100			
RPI	S	Opponent	Score
73	N	South Dakota	67 54
76	H	Villanova	49 45

RPI 101+			
RPI	S	Opponent	Score
109	A	East Tenn. St.	64 56
109	H	East Tenn. St.	64 42
109	N	East Tenn. St.	61 56
118	A	Harvard	54 52
132	A	UT Martin	65 54
146	A	Butler	76 47
148	A	Furman	47 40
148	H	Furman	67 45
148	N	Furman	68 55
170	A	Belmont	60 48
173	N	SIUE	59 49
176	H	N.C. A&T	58 43
194	A	Mercer	56 51
194	H	Mercer	71 59
205	A	Samford	56 49
205	H	Samford	49 32
259	H	Austin Peay	76 65
291	H	Morgan St.	55 40
301	A	Western Caro.	66 41
301	H	Western Caro.	83 52
310	A	UNC Greensboro	81 46
310	H	UNC Greensboro	76 52
310	N	UNC Greensboro	78 44
315	A	Wofford	70 43
315	H	Wofford	68 41

LAST 12 Division I GAMES:			
109	N	East Tenn. St.	61 56
148	N	Furman	68 55
310	N	UNC Greensboro	78 44
109	H	East Tenn. St.	64 42
194	A	Mercer	56 51
205	A	Samford	56 49
301	A	Western Caro.	66 41
310	H	UNC Greensboro	76 52
315	H	Wofford	68 41
109	A	East Tenn. St.	64 56
194	H	Mercer	71 59
205	H	Samford	49 32

Non-Div I Games:

Chattanooga

Loss, Non-Conf, S Site, H Home A Away N Neutral

Average RPI Win:	327	WON-LOST	WINNING	LAST 10	STRENGTH OF	OPP. STRENGTH	TEAM	ADJ.	CONF.	ADJ CONF.
Average RPI Loss:	211	RECORD	PCT. RANK	GAMES	SCHEDULE	OF SCHEDULE	RPI	RPI	RPI	RPI
DIV. I ONLY	2- 25	344	0- 9	253	342	343	343	30	30	
DIV. I NON-CONF.	1- 11	338	0- 0	216	329	327	327	30	30	
TOTALS	RPI 1-25	RPI 26-50	W-L RECORDS	RPI 51-100	RPI 101-150	RPI 150+				
2- 25	0- 0	0- 2	OVERALL	0- 2	0- 5	2- 16				
1- 12	0- 0	0- 2	HOME	0- 1	0- 2	1- 7				
1- 12	0- 0	0- 0	AWAY	0- 0	0- 0	1- 0				
0- 1	0- 0	0- 0	NEUTRAL	0- 0	0- 1	0- 0				
1- 11	0- 0	0- 2	NON-CONFERENCE	0- 2	0- 0	1- 7				
0- 6	0- 0	0- 2	HOME	0- 1	0- 0	0- 3				
1- 5	0- 0	0- 0	AWAY	0- 1	0- 0	1- 4				
0- 0	0- 0	0- 0	NEUTRAL	0- 0	0- 0	0- 0				
1- 14	0- 0	0- 0	CONFERENCE	0- 0	0- 5	1- 9				
1- 6	0- 0	0- 0	HOME	0- 0	0- 2	1- 4				
0- 7	0- 0	0- 0	AWAY	0- 0	0- 2	0- 5				
0- 1	0- 0	0- 0	NEUTRAL	0- 0	0- 1	0- 0				

RPI S	Opponent	Score	RPI S	Opponent	Score	RPI S	Opponent	Score	RPI S	Opponent	Score	Team's RPI: 343
34	H Northwestern	48 102	83	A Wright St.	40 81	131	A New Mexico St.	53 70				
37	H DePaul	34 87	100	H Western Mich.	43 73	131	H New Mexico St.	54 62				
						140	A Bakersfield	58 83				
						140	H Bakersfield	57 83				
						140	N Bakersfield	53 77				
						175	A Tex.-Pan American	57 66				
						175	H Tex.-Pan American	60 75				
						209	A Ill.-Chicago	44 70				
						233	H Western Ill.	55 90				
						236	A Oakland	40 66				
						273	A Grand Canyon	49 73				
						273	H Grand Canyon	51 76				
						276	H Jackson St.	60 70				
						281	A Milwaukee	47 69				
						294	A NJIT	48 59				
						298	A Seattle	51 75				
						298	H Seattle	49 56				
						314	H IPFW	62 79				
						325	A Bradley	62 59				
						328	A Utah Valley	53 68				
						328	H Utah Valley	60 55				
						342	A UMKC	46 77				
						342	H UMKC	59 65				
LAST 12 Division I GAMES:												
140	N Bakersfield	53 77	342	A UMKC	46 77							
131	H New Mexico St.	54 62	175	A Tex.-Pan American	57 66							
328	A Utah Valley	53 68	131	A New Mexico St.	53 70							
273	A Grand Canyon	49 73	273	H Grand Canyon	51 76							
298	H Seattle	49 56	328	H Utah Valley	60 55							
140	H Bakersfield	57 83	140	A Bakersfield	58 83							

Non-Div I Games: Ind.-Northwest 78 56 St. Joseph's (IN) 61 58

Chicago St.

■ Loss,
 ■ Non-Conf,
 ■ S Site,
 ■ Home
 ■ Away
 N Neutral

Average RPI Win: 264	WON-LOST	WINNING	LAST 10	STRENGTH OF	OPP. STRENGTH	TEAM	ADJ.	CONF.	ADJ CONF.
Average RPI Loss: 115	RECORD	PCT. RANK	GAMES	SCHEDULE	OF SCHEDULE	RPI	RPI	RPI	RPI
DIV. I ONLY	8- 23	294	2- 8	126	102	256	256	8	8
DIV. I NON-CONF.	3- 8	263	0- 0	237	220	299	299	7	7
TOTALS	RPI 1-25	RPI 26-50	W-L RECORDS	RPI 51-100	RPI 101-150	RPI 150+			
8- 23	0- 3	0- 2	OVERALL	0- 6	0- 6	8- 6			
5- 8	0- 1	0- 1	HOME	0- 2	0- 2	5- 2			
2- 12	0- 1	0- 1	AWAY	0- 3	0- 4	2- 3			
1- 3	0- 1	0- 0	NEUTRAL	0- 1	0- 0	1- 1			
3- 8	0- 0	0- 0	NON-CONFERENCE	0- 3	0- 2	3- 3			
3- 1	0- 0	0- 0	HOME	0- 0	0- 0	3- 1			
0- 5	0- 0	0- 0	AWAY	0- 2	0- 2	0- 1			
0- 2	0- 0	0- 0	NEUTRAL	0- 1	0- 0	0- 1			
5- 15	0- 3	0- 2	CONFERENCE	0- 3	0- 4	5- 3			
2- 7	0- 1	0- 1	HOME	0- 2	0- 2	2- 1			
2- 7	0- 1	0- 1	AWAY	0- 1	0- 2	2- 2			
1- 1	0- 1	0- 0	NEUTRAL	0- 0	0- 0	1- 0			

RPI 1-25				RPI 26-50				RPI 51-100				RPI 101+ Team's RPI: 256			
RPI	S	Opponent	Score	RPI	S	Opponent	Score	RPI	S	Opponent	Score	RPI	S	Opponent	Score
5	A	UConn	36 96	26	A	South Fla.	36 75	52	H	Tulane	50 60	116	A	Tulsa	52 74
5	H	UConn	31 96	26	H	South Fla.	44 74	57	A	Iowa St.	54 85	116	H	Tulsa	58 71
5	N	UConn	34 93					68	A	East Carolina	40 53	132	A	UT Martin	61 62
								68	H	East Carolina	53 78	136	A	Northern Ky.	52 66
								88	N	Creighton	52 63	143	A	Temple	50 83
								93	A	UCLA	58 66	143	H	Temple	64 81
												177	H	Delaware	67 59
												189	A	Memphis	38 41
												189	H	Memphis	44 56
												191	H	Xavier	71 72
												222	H	Detroit	70 38
												229	N	San Jose St.	54 79
												255	A	SMU	56 46
												274	A	UCF	51 66
												274	H	UCF	70 54
												274	N	UCF	76 66
												288	A	Houston	76 73
												288	H	Houston	69 66
												293	A	Bowling Green	55 66
												336	H	Ark.-Pine Bluff	73 57
LAST 12 Division I GAMES:															
		5 N UConn	34 93			274 A UCF	51 66								
		274 N UCF	76 66			68 H East Carolina	53 78								
		116 H Tulsa	58 71			26 A South Fla.	36 75								
		255 A SMU	56 46			5 A UConn	36 96								
		26 H South Fla.	44 74			288 H Houston	69 66								
		68 A East Carolina	40 53			189 H Memphis	44 56								

Non-Div I Games:

Cincinnati

■ Loss,
 ■ Non-Conf,
 ■ S Site,
 ■ Home
 ■ Away
 N Neutral

Average RPI Win:	245	WON-LOST	WINNING	LAST 10	STRENGTH OF	OPP. STRENGTH	TEAM	ADJ.	CONF.	ADJ CONF.
Average RPI Loss:	53	RECORD	PCT. RANK	GAMES	SCHEDULE	OF SCHEDULE	RPI	RPI	RPI	RPI
DIV. I ONLY	9- 21	277	0- 10	19	64	203	203	3	3	
DIV. I NON-CONF.	8- 5	123	0- 0	68	272	104	104	3	3	
TOTALS	RPI 1-25	RPI 26-50	W-L RECORDS	RPI 51-100	RPI 101-150	RPI 150+				
9- 21	0- 8	0- 4	OVERALL	0- 6	2- 2	7- 1				
9- 7	0- 4	0- 1	HOME	0- 1	2- 1	7- 0				
0- 10	0- 3	0- 1	AWAY	0- 4	0- 1	0- 1				
0- 4	0- 1	0- 2	NEUTRAL	0- 1	0- 0	0- 0				
8- 5	0- 2	0- 2	NON-CONFERENCE	0- 1	2- 0	6- 0				
8- 0	0- 0	0- 0	HOME	0- 0	2- 0	6- 0				
0- 2	0- 1	0- 0	AWAY	0- 1	0- 0	0- 0				
0- 3	0- 1	0- 2	NEUTRAL	0- 0	0- 0	0- 0				
1- 16	0- 6	0- 2	CONFERENCE	0- 5	0- 2	1- 1				
1- 7	0- 4	0- 1	HOME	0- 1	0- 1	1- 0				
0- 8	0- 2	0- 1	AWAY	0- 3	0- 1	0- 1				
0- 1	0- 0	0- 0	NEUTRAL	0- 1	0- 0	0- 0				

RPI S	Opponent	Score	RPI S	Opponent	Score	RPI S	Opponent	Score	RPI S	Opponent	Score	Team's RPI: 203
1	H Notre Dame	36 74	28	N Ohio St.	77 86	65	A Miami (FL)	42 79	110	H Virginia	72 77	
3	A South Carolina	41 99	35	H Syracuse	55 60	66	A Middle Tenn.	28 69	113	H Troy	82 73	
7	H Louisville	49 81	40	N Wichita St.	48 63	82	A North Carolina St.	50 76	120	A Boston College	53 68	
10	A Florida St.	38 81	41	A Pittsburgh	56 61	86	A Georgia Tech	66 74	148	H Furman	79 69	
10	H Florida St.	52 82				86	H Georgia Tech	59 71	182	H North Dakota	72 67	
14	A Duke	60 89				86	N Georgia Tech	53 80	186	A Wake Forest	62 64	
15	N FGCU	61 86							200	H Virginia Tech	63 54	
16	H North Carolina	56 78							283	H South Carolina St.	66 57	
									294	H NJIT	64 47	
									310	H UNC Greensboro	80 51	
									334	H Tennessee Tech	76 61	
									344	H Longwood	72 56	
LAST 12 Division I GAMES:												
86	N Georgia Tech	53 80	14	A Duke	60 89							
41	A Pittsburgh	56 61	120	A Boston College	53 68							
35	H Syracuse	55 60	110	H Virginia	72 77							
86	H Georgia Tech	59 71	186	A Wake Forest	62 64							
10	A Florida St.	38 81	1	H Notre Dame	36 74							
7	H Louisville	49 81	16	H North Carolina	56 78							

Non-Div I Games:

Clemson

■ Loss,
 ■ Non-Conf, S Site,
 ■ Home
 ■ Away
 N Neutral

Cleveland St.

Through Games Of March 13, 2015

Average RPI Win:	209	WON-LOST	WINNING	LAST 10	STRENGTH OF	OPP. STRENGTH	TEAM	ADJ.	CONF.	ADJ CONF.
Average RPI Loss:	121	RECORD	PCT. RANK	GAMES	SCHEDULE	OF SCHEDULE	RPI	RPI	RPI	RPI
DIV. I ONLY	17- 12	114	6- 4	124	195	108	108	12	12	
DIV. I NON-CONF.	6- 5	145	0- 0	172	200	141	141	15	15	
TOTALS	RPI 1-25	RPI 26-50	W-L RECORDS	RPI 51-100	RPI 101-150	RPI 150+				
17- 12	0- 2	0- 1	OVERALL	3- 5	1- 0	13- 4				
12- 2	0- 1	0- 0	HOME	3- 0	1- 0	8- 1				
5- 9	0- 1	0- 1	AWAY	0- 4	0- 0	5- 3				
0- 1	0- 0	0- 0	NEUTRAL	0- 1	0- 0	0- 0				
6- 5	0- 0	0- 1	NON-CONFERENCE	1- 2	1- 0	4- 2				
4- 1	0- 0	0- 0	HOME	1- 0	1- 0	2- 1				
2- 4	0- 0	0- 1	AWAY	0- 2	0- 0	2- 1				
0- 0	0- 0	0- 0	NEUTRAL	0- 0	0- 0	0- 0				
11- 7	0- 2	0- 0	CONFERENCE	2- 3	0- 0	9- 2				
8- 1	0- 1	0- 0	HOME	2- 0	0- 0	6- 0				
3- 5	0- 1	0- 0	AWAY	0- 2	0- 0	3- 2				
0- 1	0- 0	0- 0	NEUTRAL	0- 1	0- 0	0- 0				

RPI 1-25				RPI 26-50				RPI 51-100				RPI 101+ Team's RPI: 108			
RPI	S	Opponent	Score	RPI	S	Opponent	Score	RPI	S	Opponent	Score	RPI	S	Opponent	Score
23	A	Green Bay	50 74	44	A	Minnesota	76 93	53	A	Ohio	64 71	126	H	Toledo	81 71
23	H	Green Bay	61 65					68	H	East Carolina	59 57	170	H	Belmont	89 86
								78	A	Youngstown St.	65 79	209	A	Ill.-Chicago	75 73
								78	H	Youngstown St.	73 62	209	H	Ill.-Chicago	58 46
								83	A	Wright St.	65 82	209	H	Ill.-Chicago	76 70
								83	H	Wright St.	67 63	222	A	Detroit	65 78
								83	N	Wright St.	87 99	222	H	Detroit	71 65
								94	A	Eastern Mich.	68 71	223	A	Fla. Atlantic	74 79
												236	A	Oakland	72 64
												236	H	Oakland	80 74
												240	H	Niagara	58 76
												246	A	Morehead St.	80 72
												281	A	Milwaukee	69 76
												281	H	Milwaukee	67 58
												282	A	Valparaiso	77 70
												282	H	Valparaiso	69 62
												286	H	Kent St.	69 67
												335	A	FIU	73 65
LAST 12 Division I GAMES:															
				83	N	Wright St.	87 99	222	A	Detroit	65 78				
				209	H	Ill.-Chicago	76 70	83	H	Wright St.	67 63				
				209	H	Ill.-Chicago	58 46	236	H	Oakland	80 74				
				78	H	Youngstown St.	73 62	23	A	Green Bay	50 74				
				281	A	Milwaukee	69 76	209	A	Ill.-Chicago	75 73				
				282	A	Valparaiso	77 70	236	A	Oakland	72 64				

Non-Div I Games: Bluefield St. 77 74 Notre Dame (OH) 83 67

Cleveland St.

Loss, Non-Conf, S Site, H Home A Away N Neutral

Average RPI Win: 288	WON-LOST	WINNING	LAST 10	STRENGTH OF	OPP. STRENGTH	TEAM	ADJ.	CONF.	ADJ CONF.
Average RPI Loss: 222	RECORD	PCT. RANK	GAMES	SCHEDULE	OF SCHEDULE	RPI	RPI	RPI	RPI
DIV. I ONLY	8- 18	275	2- 8	336	336	333	333	28	28
DIV. I NON-CONF.	2- 3	207	0- 0	343	338	340	340	32	32
TOTALS	RPI 1-25	RPI 26-50	W-L RECORDS	RPI 51-100	RPI 101-150	RPI 150+			
8- 18	0- 0	0- 0	OVERALL	0- 2	0- 3	8- 13			
6- 8	0- 0	0- 0	HOME	0- 1	0- 1	6- 6			
2- 9	0- 0	0- 0	AWAY	0- 1	0- 2	2- 6			
0- 1	0- 0	0- 0	NEUTRAL	0- 0	0- 0	0- 1			
2- 3	0- 0	0- 0	NON-CONFERENCE	0- 0	0- 1	2- 2			
2- 1	0- 0	0- 0	HOME	0- 0	0- 0	2- 1			
0- 1	0- 0	0- 0	AWAY	0- 0	0- 1	0- 0			
0- 1	0- 0	0- 0	NEUTRAL	0- 0	0- 0	0- 1			
6- 15	0- 0	0- 0	CONFERENCE	0- 2	0- 2	6- 11			
4- 7	0- 0	0- 0	HOME	0- 1	0- 1	4- 5			
2- 8	0- 0	0- 0	AWAY	0- 1	0- 1	2- 6			
0- 0	0- 0	0- 0	NEUTRAL	0- 0	0- 0	0- 0			

RPI S	Opponent	Score	RPI S	Opponent	Score	RPI S	Opponent	Score	RPI S	Opponent	Score	Team's RPI: 333
						63	A Liberty	64 78	148	A Furman	56 90	
						63	H Liberty	47 66	149	A High Point	65 73	
									149	H High Point	64 79	
									190	H Marshall	65 77	
									199	A Winthrop	68 81	
									199	H Winthrop	81 62	
									204	A Campbell	69 78	
									204	H Campbell	50 40	
									206	A Radford	75 42	
									206	H Radford	43 52	
									244	A Presbyterian	56 78	
									244	H Presbyterian	78 84	
									280	A Gardner-Webb	74 82	
									280	H Gardner-Webb	65 71	
									306	A UNC Asheville	61 68	
									306	H UNC Asheville	53 87	
									306	H UNC Asheville	54 68	
									314	H IPFW	90 63	
									320	N Saint Francis (PA)	72 75	
									339	H N.C. Central	67 52	
									344	A Longwood	74 78	
									344	H Longwood	75 44	
									348	A Charleston So.	71 62	
									348	H Charleston So.	65 51	
LAST 12 Division I GAMES:												
			306	H UNC Asheville	54 68		244	A Presbyterian	56 78			
			306	H UNC Asheville	53 87		63	A Liberty	64 78			
			204	A Campbell	69 78		206	H Radford	43 52			
			199	A Winthrop	68 81		280	H Gardner-Webb	65 71			
			348	H Charleston So.	65 51		149	A High Point	65 73			
			344	H Longwood	75 44		306	A UNC Asheville	61 68			

Non-Div I Games: Barber-Scotia 121 32 UNC Pembroke 64 48 Johnson & Wales (NC) 13 34 Pfeiffer 69 62
Coastal Caro.

Average RPI Win:	241	WON-LOST	WINNING	LAST 10	STRENGTH OF	OPP. STRENGTH	TEAM	ADJ.	CONF.	ADJ CONF.
Average RPI Loss:	140	RECORD	PCT. RANK	GAMES	SCHEDULE	OF SCHEDULE	RPI	RPI	RPI	RPI
DIV. I ONLY	5- 25	326	1- 9	109	148	285	285	14	14	
DIV. I NON-CONF.	2- 9	297	0- 0	49	209	246	246	11	11	
TOTALS	RPI 1-25	RPI 26-50	W-L RECORDS	RPI 51-100	RPI 101-150	RPI 150+				
5- 25	0- 1	0- 4	OVERALL	0- 6	0- 2	5- 12				
4- 8	0- 0	0- 1	HOME	0- 2	0- 1	4- 4				
1- 13	0- 0	0- 2	AWAY	0- 3	0- 1	1- 7				
0- 4	0- 1	0- 1	NEUTRAL	0- 1	0- 0	0- 1				
2- 9	0- 1	0- 2	NON-CONFERENCE	0- 2	0- 0	2- 4				
2- 1	0- 0	0- 0	HOME	0- 0	0- 0	2- 1				
0- 5	0- 0	0- 1	AWAY	0- 1	0- 0	0- 3				
0- 3	0- 1	0- 1	NEUTRAL	0- 1	0- 0	0- 0				
3- 16	0- 0	0- 2	CONFERENCE	0- 4	0- 2	3- 8				
2- 7	0- 0	0- 1	HOME	0- 2	0- 1	2- 3				
1- 8	0- 0	0- 1	AWAY	0- 2	0- 1	1- 4				
0- 1	0- 0	0- 0	NEUTRAL	0- 0	0- 0	0- 1				

RPI 1-25				RPI 26-50				RPI 51-100				RPI 101+				Team's RPI: 285
RPI	S	Opponent	Score	RPI	S	Opponent	Score	RPI	S	Opponent	Score	RPI	S	Opponent	Score	
5	N	UConn	24 85	26	A	South Fla.	47 67	68	A	East Carolina	55 68	101	A	Elon	68 77	
				30	A	James Madison	58 107	74	A	Drexel	47 64	101	H	Elon	71 75	
				30	H	James Madison	53 73	74	H	Drexel	52 63	163	A	Kennesaw St.	61 68	
				44	N	Minnesota	50 74	76	N	Villanova	41 60	177	A	Delaware	49 80	
								97	A	Hofstra	53 78	177	H	Delaware	55 49	
								97	H	Hofstra	57 69	179	A	William & Mary	59 74	
												179	H	William & Mary	55 84	
												194	H	Mercer	72 59	
												220	H	USC Upstate	61 60	
												226	A	UNCW	57 69	
												226	H	UNCW	65 76	
												235	A	George Mason	61 71	
												237	A	Towson	49 71	
												237	H	Towson	52 56	
												237	N	Towson	70 79	
												283	A	South Carolina St.	51 60	
												308	A	Northeastern	56 54	
												308	H	Northeastern	59 38	
												310	H	UNC Greensboro	68 70	
LAST 12 Division I GAMES:																
				237	N	Towson	70 79					179	A	William & Mary	59 74	
				30	A	James Madison	58 107					97	H	Hofstra	57 69	
				226	H	UNCW	65 76					101	H	Elon	71 75	
				179	H	William & Mary	55 84					237	A	Towson	49 71	
				308	A	Northeastern	56 54					74	A	Drexel	47 64	
				74	H	Drexel	52 63					30	H	James Madison	53 73	

Non-Div I Games:

Col. of Charleston

■ Loss,
 ■ Non-Conf, S Site,
 ■ Home
 ■ Away
 N Neutral

Average RPI Win: 244	WON-LOST	WINNING	LAST 10	STRENGTH OF	OPP. STRENGTH	TEAM	ADJ.	CONF.	ADJ CONF.
Average RPI Loss: 143	RECORD	PCT. RANK	GAMES	SCHEDULE	OF SCHEDULE	RPI	RPI	RPI	RPI
DIV. I ONLY	9- 22	285	5- 5	178	207	265	265	18	18
DIV. I NON-CONF.	1- 10	329	0- 0	174	140	323	323	19	19
TOTALS	RPI 1-25	RPI 26-50	W-L RECORDS	RPI 51-100	RPI 101-150	RPI 150+			
9- 22	0- 0	0- 3	OVERALL	0- 6	1- 3	8- 10			
6- 8	0- 0	0- 1	HOME	0- 2	0- 2	6- 3			
3- 14	0- 0	0- 2	AWAY	0- 4	1- 1	2- 7			
0- 0	0- 0	0- 0	NEUTRAL	0- 0	0- 0	0- 0			
1- 10	0- 0	0- 1	NON-CONFERENCE	0- 3	0- 2	1- 4			
1- 3	0- 0	0- 0	HOME	0- 1	0- 1	1- 1			
0- 7	0- 0	0- 1	AWAY	0- 2	0- 1	0- 3			
0- 0	0- 0	0- 0	NEUTRAL	0- 0	0- 0	0- 0			
8- 12	0- 0	0- 2	CONFERENCE	0- 3	1- 1	7- 6			
5- 5	0- 0	0- 1	HOME	0- 1	0- 1	5- 2			
3- 7	0- 0	0- 1	AWAY	0- 2	1- 0	2- 4			
0- 0	0- 0	0- 0	NEUTRAL	0- 0	0- 0	0- 0			

RPI S	Opponent	Score	RPI S	Opponent	Score	RPI S	Opponent	Score	RPI S	Opponent	Score	Team's RPI: 265
43	A Rutgers	44 60	59	A Georgia	35 66	107	A Lehigh	61 60				
50	A American	46 75	74	A Drexel	51 59	107	H Lehigh	68 86				
50	H American	58 66	77	H Albany (NY)	48 67	118	A Harvard	53 68				
			99	A Army	47 48	130	H Cornell	66 74				
			99	A Army	45 48	161	A Bucknell	75 77				
			99	H Army	62 64	161	H Bucknell	54 41				
						167	A St. Bonaventure	49 65				
						168	A Siena	68 80				
						188	A Holy Cross	76 71				
						188	H Holy Cross	62 68				
						195	A Navy	52 64				
						195	H Navy	63 65				
						210	A Lafayette	56 58				
						210	H Lafayette	49 36				
						242	A Monmouth	62 82				
						284	A Loyola Maryland	72 45				
						284	H Loyola Maryland	54 53				
						286	H Kent St.	61 62				
						321	A Boston U.	53 58				
						321	H Boston U.	58 48				
						321	H Boston U.	67 54				
						324	H Binghamton	74 55				
LAST 12 Division I GAMES:												
99	A Army	45 48	195	A Navy	52 64							
321	H Boston U.	58 48	321	H Boston U.	67 54							
107	A Lehigh	61 60	50	A American	46 75							
210	H Lafayette	49 36	188	H Holy Cross	62 68							
284	H Loyola Maryland	54 53	161	H Bucknell	54 41							
99	A Army	47 48	210	A Lafayette	56 58							

Non-Div I Games:

Colgate

Average RPI Win:	163	WON-LOST	WINNING	LAST 10	STRENGTH OF	OPP. STRENGTH	TEAM	ADJ.	CONF.	ADJ CONF.
Average RPI Loss:	52	RECORD	PCT. RANK	GAMES	SCHEDULE	OF SCHEDULE	RPI	RPI	RPI	RPI
DIV. I ONLY	15- 17	195	5- 5	27	56	102	102	5	5	
DIV. I NON-CONF.	7- 4	107	0- 0	18	177	65	65	5	5	
TOTALS	RPI 1-25	RPI 26-50	W-L RECORDS	RPI 51-100	RPI 101-150	RPI 150+				
15- 17	1- 7	1- 3	OVERALL	3- 5	1- 2	9- 0				
10- 7	0- 2	1- 2	HOME	2- 2	1- 1	6- 0				
3- 9	0- 4	0- 1	AWAY	0- 3	0- 1	3- 0				
2- 1	1- 1	0- 0	NEUTRAL	1- 0	0- 0	0- 0				
7- 4	0- 1	1- 1	NON-CONFERENCE	1- 0	1- 2	4- 0				
6- 2	0- 0	1- 1	HOME	1- 0	1- 1	3- 0				
1- 2	0- 1	0- 0	AWAY	0- 0	0- 1	1- 0				
0- 0	0- 0	0- 0	NEUTRAL	0- 0	0- 0	0- 0				
8- 13	1- 6	0- 2	CONFERENCE	2- 5	0- 0	5- 0				
4- 5	0- 2	0- 1	HOME	1- 2	0- 0	3- 0				
2- 7	0- 3	0- 1	AWAY	0- 3	0- 0	2- 0				
2- 1	1- 1	0- 0	NEUTRAL	1- 0	0- 0	0- 0				

RPI 1-25				RPI 26-50				RPI 51-100				RPI 101+ Team's RPI: 102			
RPI	S	Opponent	Score	RPI	S	Opponent	Score	RPI	S	Opponent	Score	RPI	S	Opponent	Score
9	A	Iowa	63 78	27	H	Western Ky.	78 79	69	A	Washington St.	68 73	104	A	Missouri	50 53
17	A	Arizona St.	46 59	33	A	Washington	82 85	69	H	Washington St.	72 51	111	H	Long Beach St.	56 62
17	H	Arizona St.	60 68	33	H	Washington	67 79	84	H	Colorado St.	87 81	114	H	Missouri St.	87 59
18	A	Stanford	55 62	45	H	Arkansas St.	80 69	93	A	UCLA	65 72	180	H	Oregon	84 69
19	H	Oregon St.	44 66					93	H	UCLA	84 90	182	H	North Dakota	68 59
19	N	Oregon St.	68 65					98	A	Southern California	51 66	213	H	Wyoming	76 71
24	A	California	59 75					98	H	Southern California	61 81	214	A	Arizona	66 51
24	N	California	55 68					98	N	Southern California	75 63	214	H	Arizona	81 69
												229	H	San Jose St.	97 89
												238	A	Utah	73 54
												238	H	Utah	77 72
												309	A	Denver	77 49
LAST 12 Division I GAMES:															
24	N	California	55 68	19	H	Oregon St.	44 66								
19	N	Oregon St.	68 65	33	H	Washington	67 79								
98	N	Southern California	75 63	69	H	Washington St.	72 51								
17	A	Arizona St.	46 59	98	A	Southern California	51 66								
214	A	Arizona	66 51	93	A	UCLA	65 72								
180	H	Oregon	84 69	214	H	Arizona	81 69								

Non-Div I Games:

Colorado

■ Loss,
■ Non-Conf,
■ S Site,
■ H Home
■ A Away
N Neutral

Colorado St.

Through Games Of March 13, 2015

Average RPI Win:	217	WON-LOST	WINNING	LAST 10	STRENGTH OF	OPP. STRENGTH	TEAM	ADJ.	CONF.	ADJ CONF.
Average RPI Loss:	102	RECORD	PCT. RANK	GAMES	SCHEDULE	OF SCHEDULE	RPI	RPI	RPI	RPI
DIV. I ONLY	21- 7	35	8- 2	236	169	84	84	22	22	
DIV. I NON-CONF.	6- 3	92	0- 0	177	81	115	115	20	20	
TOTALS	RPI 1-25	RPI 26-50	W-L RECORDS	RPI 51-100	RPI 101-150	RPI 150+				
21- 7	0- 0	0- 1	OVERALL	4- 3	1- 2	16- 1				
13- 1	0- 0	0- 0	HOME	2- 1	1- 0	10- 0				
7- 4	0- 0	0- 0	AWAY	1- 2	0- 2	6- 0				
1- 2	0- 0	0- 1	NEUTRAL	1- 0	0- 0	0- 1				
6- 3	0- 0	0- 1	NON-CONFERENCE	2- 1	0- 1	4- 0				
4- 1	0- 0	0- 0	HOME	0- 1	0- 0	4- 0				
1- 1	0- 0	0- 0	AWAY	1- 0	0- 1	0- 0				
1- 1	0- 0	0- 1	NEUTRAL	1- 0	0- 0	0- 0				
15- 4	0- 0	0- 0	CONFERENCE	2- 2	1- 1	12- 1				
9- 0	0- 0	0- 0	HOME	2- 0	1- 0	6- 0				
6- 3	0- 0	0- 0	AWAY	0- 2	0- 1	6- 0				
0- 1	0- 0	0- 0	NEUTRAL	0- 0	0- 0	0- 1				

RPI 1-25			RPI 26-50			RPI 51-100			Team's RPI: 84			RPI 101+			
RPI	S	Opponent	Score	RPI	S	Opponent	Score	RPI	S	Opponent	Score	RPI	S	Opponent	Score
49	N	BYU	58 69	55	A	Fresno St.	49 53	102	A	Colorado	81 87				
				55	H	Fresno St.	70 56	112	A	Boise St.	65 75				
				70	H	Hawaii	58 63	112	H	Boise St.	83 82				
				71	N	TCU	76 62	159	H	Cal Poly	65 63				
				90	A	Drake	69 56	213	A	Wyoming	58 55				
				96	A	New Mexico	40 67	213	H	Wyoming	67 58				
				96	H	New Mexico	44 38	223	H	Fla. Atlantic	59 46				
								228	A	San Diego St.	49 36				
								228	H	San Diego St.	65 42				
								229	A	San Jose St.	85 76				
								229	H	San Jose St.	77 59				
								229	N	San Jose St.	55 64				
								234	A	UNLV	55 43				
								279	H	Utah St.	76 58				
								287	A	Nevada	59 58				
								287	H	Nevada	68 61				
								309	H	Denver	81 61				
								326	H	Illinois St.	70 49				
								345	A	Air Force	85 49				
								345	H	Air Force	62 42				
LAST 12 Division I GAMES:															
229	N	San Jose St.	55 64	228	H	San Diego St.	65 42								
279	H	Utah St.	76 58	96	A	New Mexico	40 67								
287	H	Nevada	68 61	234	A	UNLV	55 43								
229	A	San Jose St.	85 76	213	H	Wyoming	67 58								
345	A	Air Force	85 49	55	A	Fresno St.	49 53								
55	H	Fresno St.	70 56	112	H	Boise St.	83 82								

Non-Div I Games: South Dakota Mines 75 39 Colorado Mines 99 45

Colorado St.

■ Loss,
 ■ Non-Conf, S Site,
 ■ Home
 ■ Away
 N Neutral

Average RPI Win:	241	WON-LOST	WINNING	LAST 10	STRENGTH OF	OPP. STRENGTH	TEAM	ADJ.	CONF.	ADJ CONF.
Average RPI Loss:	156	RECORD	PCT. RANK	GAMES	SCHEDULE	OF SCHEDULE	RPI	RPI	RPI	RPI
DIV. I ONLY	8- 20	287	2- 8	220	185	290	290	7	7	
DIV. I NON-CONF.	6- 8	197	0- 0	332	333	312	312	10	10	
TOTALS	RPI 1-25	RPI 26-50	W-L RECORDS	RPI 51-100	RPI 101-150	RPI 150+				
8- 20	0- 2	0- 0	OVERALL	0- 2	2- 6	6- 10				
7- 9	0- 1	0- 0	HOME	0- 1	2- 2	5- 5				
1- 11	0- 1	0- 0	AWAY	0- 1	0- 4	1- 5				
0- 0	0- 0	0- 0	NEUTRAL	0- 0	0- 0	0- 0				
6- 8	0- 0	0- 0	NON-CONFERENCE	0- 0	1- 1	5- 7				
5- 4	0- 0	0- 0	HOME	0- 0	1- 0	4- 4				
1- 4	0- 0	0- 0	AWAY	0- 0	0- 1	1- 3				
0- 0	0- 0	0- 0	NEUTRAL	0- 0	0- 0	0- 0				
2- 12	0- 2	0- 0	CONFERENCE	0- 2	1- 5	1- 3				
2- 5	0- 1	0- 0	HOME	0- 1	1- 2	1- 1				
0- 7	0- 1	0- 0	AWAY	0- 1	0- 3	0- 2				
0- 0	0- 0	0- 0	NEUTRAL	0- 0	0- 0	0- 0				

RPI 1-25				RPI 26-50				RPI 51-100				RPI 101+ Team's RPI: 290			
RPI	S	Opponent	Score	RPI	S	Opponent	Score	RPI	S	Opponent	Score	RPI	S	Opponent	Score
12	A	Princeton	44 83					51	A	Penn	57 78	118	A	Harvard	81 82
12	H	Princeton	44 63					51	H	Penn	36 50	118	H	Harvard	59 43
												127	A	Yale	47 55
												127	H	Yale	57 67
												130	A	Cornell	39 59
												130	H	Cornell	42 46
												134	H	Rhode Island	79 69
												137	A	San Francisco	65 70
												153	A	Dartmouth	50 60
												153	H	Dartmouth	54 61
												163	H	Kennesaw St.	62 66
												192	A	Stony Brook	68 82
												210	H	Lafayette	72 65
												218	H	UMass Lowell	59 69
												229	A	San Jose St.	76 119
												232	A	Brown	76 85
												232	H	Brown	83 74
												257	H	UMBC	66 76
												294	A	NJIT	45 38
												302	H	Fairleigh Dickinson	72 55
												311	H	LIU Brooklyn	54 45
												312	H	Portland St.	66 71
												323	A	Wagner	86 97
												325	H	Bradley	81 74
LAST 12 Division I GAMES:															
12	H	Princeton	44 63	153	H	Dartmouth	54 61								
51	H	Penn	36 50	118	H	Harvard	59 43								
118	A	Harvard	81 82	51	A	Penn	57 78								
153	A	Dartmouth	50 60	12	A	Princeton	44 83								
127	H	Yale	57 67	232	A	Brown	76 85								
232	H	Brown	83 74	127	A	Yale	47 55								

Non-Div I Games:

Columbia

■ Loss,
■ Non-Conf,
■ S Site,
■ H Home
■ A Away
N Neutral

Average RPI Win: 323	WON-LOST	WINNING	LAST 10	STRENGTH OF	OPP. STRENGTH	TEAM	ADJ.	CONF.	ADJ CONF.
Average RPI Loss: 197	RECORD	PCT. RANK	GAMES	SCHEDULE	OF SCHEDULE	RPI	RPI	RPI	RPI
DIV. I ONLY	6- 22	308	4- 6	325	293	337	337	31	31
DIV. I NON-CONF.	0- 10	339	0- 0	137	47	321	321	29	29
TOTALS	RPI 1-25	RPI 26-50	W-L RECORDS	RPI 51-100	RPI 101-150	RPI 150+			
6- 22	0- 1	0- 0	OVERALL	0- 4	0- 4	6- 13			
3- 8	0- 1	0- 0	HOME	0- 0	0- 2	3- 5			
2- 13	0- 0	0- 0	AWAY	0- 4	0- 1	2- 8			
1- 1	0- 0	0- 0	NEUTRAL	0- 0	0- 1	1- 0			
0- 10	0- 1	0- 0	NON-CONFERENCE	0- 4	0- 1	0- 4			
0- 3	0- 1	0- 0	HOME	0- 0	0- 1	0- 1			
0- 7	0- 0	0- 0	AWAY	0- 4	0- 0	0- 3			
0- 0	0- 0	0- 0	NEUTRAL	0- 0	0- 0	0- 0			
6- 12	0- 0	0- 0	CONFERENCE	0- 0	0- 3	6- 9			
3- 5	0- 0	0- 0	HOME	0- 0	0- 1	3- 4			
2- 6	0- 0	0- 0	AWAY	0- 0	0- 1	2- 5			
1- 1	0- 0	0- 0	NEUTRAL	0- 0	0- 1	1- 0			

RPI 1-25				RPI 26-50				RPI 51-100				RPI 101+ Team's RPI: 337			
RPI	S	Opponent	Score	RPI	S	Opponent	Score	RPI	S	Opponent	Score	RPI	S	Opponent	Score
6	H	Maryland	51 110					59	A	Georgia	29 49	115	A	Hampton	44 69
								65	A	Miami (FL)	54 70	141	H	Savannah St.	56 63
								75	A	West Virginia	43 83	141	N	Savannah St.	52 66
								82	A	North Carolina St.	61 81	142	H	VCU	52 63
												176	A	N.C. A&T	49 67
												181	H	Robert Morris	58 75
												186	A	Wake Forest	54 65
												257	A	UMBC	65 78
												261	H	Bethune-Cookman	58 61
												271	A	Norfolk St.	58 56
												271	H	Norfolk St.	57 67
												283	H	South Carolina St.	58 68
												291	A	Morgan St.	55 73
												291	H	Morgan St.	53 62
												291	N	Morgan St.	71 56
												306	A	UMES	58 66
												319	A	Mt. St. Mary's	65 81
												338	H	Florida A&M	70 65
												339	A	N.C. Central	58 59
												341	A	Howard	66 68
												341	H	Howard	75 61
												347	A	Delaware St.	80 62
												347	H	Delaware St.	79 51
LAST 12 Division I GAMES:															
				141	N	Savannah St.	52 66	347	A	Delaware St.	80 62				
				291	N	Morgan St.	71 56	341	H	Howard	75 61				
				347	H	Delaware St.	79 51	141	H	Savannah St.	56 63				
				291	A	Morgan St.	55 73	283	H	South Carolina St.	58 68				
				115	A	Hampton	44 69	291	H	Morgan St.	53 62				
				271	H	Norfolk St.	57 67	306	A	UMES	58 66				

Non-Div I Games: Virginia Union 68 54

Coppin St.

■ Loss,
 ■ Non-Conf,
 ■ S Site,
 ■ Home
 ■ A Away
 N Neutral

Average RPI Win: 208	WON-LOST	WINNING	LAST 10	STRENGTH OF	OPP. STRENGTH	TEAM	ADJ.	CONF.	ADJ CONF.
Average RPI Loss: 105	RECORD	PCT. RANK	GAMES	SCHEDULE	OF SCHEDULE	RPI	RPI	RPI	RPI
DIV. I ONLY	15- 13	153	3- 7	123	129	130	130	7	7
DIV. I NON-CONF.	9- 5	102	0- 0	190	232	117	117	10	10
TOTALS	RPI 1-25	RPI 26-50	W-L RECORDS	RPI 51-100	RPI 101-150	RPI 150+			
15- 13	0- 2	0- 1	OVERALL	2- 2	1- 5	12- 3			
8- 6	0- 1	0- 0	HOME	1- 1	1- 3	6- 1			
7- 7	0- 1	0- 1	AWAY	1- 1	0- 2	6- 2			
0- 0	0- 0	0- 0	NEUTRAL	0- 0	0- 0	0- 0			
9- 5	0- 0	0- 1	NON-CONFERENCE	1- 1	0- 2	8- 1			
5- 2	0- 0	0- 0	HOME	1- 0	0- 2	4- 0			
4- 3	0- 0	0- 1	AWAY	0- 1	0- 0	4- 1			
0- 0	0- 0	0- 0	NEUTRAL	0- 0	0- 0	0- 0			
6- 8	0- 2	0- 0	CONFERENCE	1- 1	1- 3	4- 2			
3- 4	0- 1	0- 0	HOME	0- 1	1- 1	2- 1			
3- 4	0- 1	0- 0	AWAY	1- 0	0- 2	2- 1			
0- 0	0- 0	0- 0	NEUTRAL	0- 0	0- 0	0- 0			

RPI 1-25				RPI 26-50				RPI 51-100				RPI 101+ Team's RPI: 130			
RPI	S	Opponent	Score	RPI	S	Opponent	Score	RPI	S	Opponent	Score	RPI	S	Opponent	Score
12	A	Princeton	47 75	35	A	Syracuse	59 76	51	A	Penn	60 49	118	A	Harvard	54 60
12	H	Princeton	37 70					51	H	Penn	42 56	118	H	Harvard	57 61
								74	A	Drexel	53 62	125	H	Buffalo	58 65
								78	H	Youngstown St.	75 63	127	A	Yale	53 60
												127	H	Yale	56 37
												144	H	Hartford	46 48
												153	A	Dartmouth	35 54
												153	H	Dartmouth	66 46
												156	H	Bryant	66 64
												161	A	Bucknell	51 59
												178	A	Fairfield	58 47
												181	H	Robert Morris	70 59
												190	H	Marshall	58 49
												232	A	Brown	65 52
												232	H	Brown	51 58
												265	A	Colgate	74 66
												284	A	Loyola Maryland	79 61
												290	A	Columbia	46 42
												290	H	Columbia	59 39
												304	A	Vermont	90 87
												341	H	Howard	75 56
LAST 12 Division I GAMES:															
51	H	Penn	42 56	118	H	Harvard	57 61								
12	H	Princeton	37 70	153	H	Dartmouth	66 46								
153	A	Dartmouth	35 54	12	A	Princeton	47 75								
118	A	Harvard	54 60	51	A	Penn	60 49								
232	H	Brown	51 58	127	A	Yale	53 60								
127	H	Yale	56 37	232	A	Brown	65 52								

Non-Div I Games:

Cornell

■ Loss,
 ■ Non-Conf,
 ■ S Site,
 ■ H Home
 ■ A Away
 N Neutral

Creighton

Through Games Of March 13, 2015

Average RPI Win:	191	WON-LOST	WINNING	LAST 10	STRENGTH OF	OPP. STRENGTH	TEAM	ADJ.	CONF.	ADJ CONF.
Average RPI Loss:	67	RECORD	PCT. RANK	GAMES	SCHEDULE	OF SCHEDULE	RPI	RPI	RPI	RPI
DIV. I ONLY	17- 13	122	7- 3	62	72	88	88	10	10	
DIV. I NON-CONF.	7- 4	107	0- 0	28	29	42	42	9	9	
TOTALS	RPI 1-25	RPI 26-50	W-L RECORDS	RPI 51-100	RPI 101-150	RPI 150+				
17- 13	0- 2	2- 5	OVERALL	2- 4	3- 1	10- 1				
9- 5	0- 0	0- 3	HOME	1- 2	2- 0	6- 0				
7- 7	0- 2	2- 2	AWAY	1- 1	1- 1	3- 1				
1- 1	0- 0	0- 0	NEUTRAL	0- 1	0- 0	1- 0				
7- 4	0- 2	1- 2	NON-CONFERENCE	1- 0	2- 0	3- 0				
4- 1	0- 0	0- 1	HOME	1- 0	1- 0	2- 0				
2- 3	0- 2	1- 1	AWAY	0- 0	1- 0	0- 0				
1- 0	0- 0	0- 0	NEUTRAL	0- 0	0- 0	1- 0				
10- 9	0- 0	1- 3	CONFERENCE	1- 4	1- 1	7- 1				
5- 4	0- 0	0- 2	HOME	0- 2	1- 0	4- 0				
5- 4	0- 0	1- 1	AWAY	1- 1	0- 1	3- 1				
0- 1	0- 0	0- 0	NEUTRAL	0- 1	0- 0	0- 0				

RPI 1-25				RPI 26-50				RPI 51-100				Team's RPI: 88	RPI 101+			
RPI	S	Opponent	Score	RPI	S	Opponent	Score	RPI	S	Opponent	Score		RPI	S	Opponent	Score
5	A	UConn	60 96	36	H	Nebraska	57 60	76	A	Villanova	53 61		105	H	Kansas	84 81
24	A	California	69 94	37	A	DePaul	71 96	76	H	Villanova	61 65		123	A	UNI	58 56
				37	H	DePaul	76 78	85	A	St. John's (NY)	75 50		146	A	Butler	58 63
				38	A	Seton Hall	81 73	85	H	St. John's (NY)	38 61		146	H	Butler	62 55
				38	H	Seton Hall	74 79	85	N	St. John's (NY)	54 57		191	A	Xavier	65 66
				40	A	Wichita St.	56 65	90	H	Drake	93 71		191	H	Xavier	74 65
				47	A	South Dakota St.	88 81						238	H	Utah	64 56
													248	A	Marquette	93 75
													248	H	Marquette	82 60
													256	N	Cincinnati	63 52
													269	A	Providence	65 54
													269	H	Providence	84 57
													296	H	Omaha	67 50
													300	A	Georgetown	71 62
													300	H	Georgetown	76 61
LAST 12 Division I GAMES:																
				85	N	St. John's (NY)	54 57	38	A	Seton Hall	81 73					
				76	A	Villanova	53 61	85	A	St. John's (NY)	75 50					
				300	A	Georgetown	71 62	146	H	Butler	62 55					
				248	H	Marquette	82 60	191	H	Xavier	74 65					
				37	H	DePaul	76 78	248	A	Marquette	93 75					
				269	H	Providence	84 57	37	A	DePaul	71 96					

Non-Div I Games:

Creighton

Loss, Non-Conf, S Site, H Home A Away N Neutral

Average RPI Win: 217	WON-LOST	WINNING	LAST 10	STRENGTH OF	OPP. STRENGTH	TEAM	ADJ.	CONF.	ADJ CONF.
Average RPI Loss: 118	RECORD	PCT. RANK	GAMES	SCHEDULE	OF SCHEDULE	RPI	RPI	RPI	RPI
DIV. I ONLY	14- 14	169	4- 6	159	135	153	153	7	7
DIV. I NON-CONF.	9- 5	102	0- 0	244	263	109	109	10	10
TOTALS	RPI 1-25	RPI 26-50	W-L RECORDS	RPI 51-100	RPI 101-150	RPI 150+			
14- 14	0- 2	0- 0	OVERALL	0- 4	4- 5	10- 3			
7- 5	0- 1	0- 0	HOME	0- 1	2- 2	5- 1			
6- 9	0- 1	0- 0	AWAY	0- 3	2- 3	4- 2			
1- 0	0- 0	0- 0	NEUTRAL	0- 0	0- 0	1- 0			
9- 5	0- 0	0- 0	NON-CONFERENCE	0- 2	2- 1	7- 2			
5- 0	0- 0	0- 0	HOME	0- 0	1- 0	4- 0			
3- 5	0- 0	0- 0	AWAY	0- 2	1- 1	2- 2			
1- 0	0- 0	0- 0	NEUTRAL	0- 0	0- 0	1- 0			
5- 9	0- 2	0- 0	CONFERENCE	0- 2	2- 4	3- 1			
2- 5	0- 1	0- 0	HOME	0- 1	1- 2	1- 1			
3- 4	0- 1	0- 0	AWAY	0- 1	1- 2	2- 0			
0- 0	0- 0	0- 0	NEUTRAL	0- 0	0- 0	0- 0			

RPI 1-25				RPI 26-50				RPI 51-100				RPI 101+ Team's RPI: 153			
RPI	S	Opponent	Score	RPI	S	Opponent	Score	RPI	S	Opponent	Score	RPI	S	Opponent	Score
12	A	Princeton	31 70					51	A	Penn	46 63	118	A	Harvard	76 61
12	H	Princeton	65 83					51	H	Penn	39 55	118	H	Harvard	69 75
								56	A	San Diego	53 78	123	A	UNI	46 62
								95	A	Maine	38 53	127	A	Yale	28 53
												127	H	Yale	46 60
												130	A	Cornell	46 66
												130	H	Cornell	54 35
												134	A	Rhode Island	54 44
												144	H	Hartford	49 43
												159	A	Cal Poly	74 61
												188	H	Holy Cross	69 53
												208	A	New Hampshire	44 60
												232	A	Brown	71 53
												232	H	Brown	47 50
												236	H	Oakland	59 54
												240	A	Niagara	76 70
												286	N	Kent St.	60 49
												290	A	Columbia	61 54
												290	H	Columbia	60 50
												294	H	NJIT	68 63
												297	H	Loyola Chicago	70 58
												304	A	Vermont	63 68
LAST 12 Division I GAMES:															
127	A	Yale	28 53	290	A	Columbia	61 54	130	A	Cornell	46 66				
232	A	Brown	71 53	232	H	Brown	47 50	127	H	Yale	46 60				
130	H	Cornell	54 35	12	H	Princeton	65 83	51	H	Penn	39 55				
290	H	Columbia	60 50												
51	A	Penn	46 63												
12	A	Princeton	31 70												

Non-Div I Games:

Dartmouth

■ Loss,
 ■ Non-Conf, S Site,
 ■ Home
 ■ Away
 N Neutral

Average RPI Win:	202	WON-LOST	WINNING	LAST 10	STRENGTH OF	OPP. STRENGTH	TEAM	ADJ.	CONF.	ADJ CONF.
Average RPI Loss:	126	RECORD	PCT. RANK	GAMES	SCHEDULE	OF SCHEDULE	RPI	RPI	RPI	RPI
DIV. I ONLY	5- 25	326	0- 10	78	106	263	263	6	6	
DIV. I NON-CONF.	4- 9	243	0- 0	121	216	213	213	6	6	
TOTALS	RPI 1-25	RPI 26-50	W-L RECORDS	RPI 51-100	RPI 101-150	RPI 150+				
5- 25	0- 2	0- 3	OVERALL	0- 6	2- 4	3- 10				
2- 11	0- 1	0- 1	HOME	0- 4	1- 2	1- 3				
3- 12	0- 1	0- 2	AWAY	0- 2	1- 2	2- 5				
0- 2	0- 0	0- 0	NEUTRAL	0- 0	0- 0	0- 2				
4- 9	0- 0	0- 2	NON-CONFERENCE	0- 2	2- 1	2- 4				
2- 3	0- 0	0- 1	HOME	0- 1	1- 0	1- 1				
2- 5	0- 0	0- 1	AWAY	0- 1	1- 1	1- 2				
0- 1	0- 0	0- 0	NEUTRAL	0- 0	0- 0	0- 1				
1- 16	0- 2	0- 1	CONFERENCE	0- 4	0- 3	1- 6				
0- 8	0- 1	0- 0	HOME	0- 3	0- 2	0- 2				
1- 7	0- 1	0- 1	AWAY	0- 1	0- 1	1- 3				
0- 1	0- 0	0- 0	NEUTRAL	0- 0	0- 0	0- 1				

RPI 1-25				RPI 26-50				RPI 51-100				RPI 101+ Team's RPI: 263			
RPI	S	Opponent	Score	RPI	S	Opponent	Score	RPI	S	Opponent	Score	RPI	S	Opponent	Score
11	A	George Washington	35 52	30	H	James Madison	57 73	72	A	Fordham	46 54	110	A	Virginia	67 57
13	H	Dayton	51 67	43	A	Rutgers	44 100	72	H	Fordham	45 66	134	H	Rhode Island	62 71
				48	A	Duquesne	47 83	82	A	North Carolina St.	66 82	142	A	VCU	53 62
								87	H	Saint Joseph's	52 57	142	H	VCU	63 66
								92	H	Richmond	48 56	148	A	Furman	60 67
								98	H	Southern California	64 99	149	H	High Point	76 57
												152	A	Saint Louis	53 50
												152	H	Saint Louis	59 77
												155	A	Charlotte	51 86
												167	A	St. Bonaventure	56 72
												176	H	N.C. A&T	57 62
												185	H	La Salle	54 63
												185	N	La Salle	63 74
												197	A	Massachusetts	49 60
												199	A	Winthrop	60 75
												235	A	George Mason	60 63
												278	N	Miami (OH)	58 59
												280	A	Gardner-Webb	68 67
												319	H	Mt. St. Mary's	67 62
LAST 12 Division I GAMES:															
185	N	La Salle	63 74	235	A	George Mason	60 63	11	A	George Washington	35 52				
72	A	Fordham	46 54	87	H	Saint Joseph's	52 57	72	H	Fordham	45 66				
142	H	VCU	63 66	48	A	Duquesne	47 83	92	H	Richmond	48 56				
167	A	St. Bonaventure	56 72												
197	A	Massachusetts	49 60												
152	H	Saint Louis	59 77												

Non-Div I Games:

Davidson

■ Loss,
 ■ Non-Conf,
 ■ S Site,
 ■ H Home
 ■ A Away
 N Neutral

Average RPI Win: 183	WON-LOST	WINNING	LAST 10	STRENGTH OF	OPP. STRENGTH	TEAM	ADJ.	CONF.	ADJ CONF.
Average RPI Loss: 32	RECORD	PCT. RANK	GAMES	SCHEDULE	OF SCHEDULE	RPI	RPI	RPI	RPI
DIV. I ONLY	26- 7	27	9- 1	75	86	37	37	10	10
DIV. I NON-CONF.	8- 4	92	0- 0	96	60	85	85	9	9
TOTALS	RPI 1-25	RPI 26-50	W-L RECORDS	RPI 51-100	RPI 101-150	RPI 150+			
26- 7	0- 2	2- 4	OVERALL	7- 1	3- 0	14- 0			
13- 4	0- 1	1- 3	HOME	4- 0	2- 0	6- 0			
10- 3	0- 1	0- 1	AWAY	2- 1	1- 0	7- 0			
3- 0	0- 0	1- 0	NEUTRAL	1- 0	0- 0	1- 0			
8- 4	0- 2	1- 2	NON-CONFERENCE	1- 0	1- 0	5- 0			
5- 3	0- 1	1- 2	HOME	1- 0	1- 0	2- 0			
3- 1	0- 1	0- 0	AWAY	0- 0	0- 0	3- 0			
0- 0	0- 0	0- 0	NEUTRAL	0- 0	0- 0	0- 0			
18- 3	0- 0	1- 2	CONFERENCE	6- 1	2- 0	9- 0			
8- 1	0- 0	0- 1	HOME	3- 0	1- 0	4- 0			
7- 2	0- 0	0- 1	AWAY	2- 1	1- 0	4- 0			
3- 0	0- 0	1- 0	NEUTRAL	1- 0	0- 0	1- 0			

RPI 1-25				RPI 26-50				Team's RPI: 37	RPI 51-100				RPI 101+			
RPI	S	Opponent	Score	RPI	S	Opponent	Score		RPI	S	Opponent	Score	RPI	S	Opponent	Score
1	H	Notre Dame	93 94	32	H	Texas A&M	68 76		76	A	Villanova	76 79	115	H	Hampton	86 67
5	A	UConn	64 98	34	H	Northwestern	91 97		76	H	Villanova	49 47	146	A	Butler	83 65
				38	A	Seton Hall	87 107		76	N	Villanova	58 55	146	H	Butler	92 76
				38	H	Seton Hall	80 81		85	A	St. John's (NY)	84 75	175	H	Tex.-Pan American	93 70
				38	N	Seton Hall	78 68		85	H	St. John's (NY)	82 55	191	A	Xavier	87 63
				47	H	South Dakota St.	84 62		88	A	Creighton	78 76	191	H	Xavier	84 61
									88	H	Creighton	96 71	191	N	Xavier	87 53
									96	H	New Mexico	97 59	248	A	Marquette	101 67
													248	H	Marquette	99 82
													269	A	Providence	103 66
													269	H	Providence	90 42
													297	A	Loyola Chicago	109 84
													300	A	Georgetown	105 85
													300	H	Georgetown	93 52
													325	H	Bradley	101 77
													326	A	Illinois St.	99 62
													343	A	Chicago St.	87 34
LAST 12 Division I GAMES:																
				38	N	Seton Hall	78 68		85	H	St. John's (NY)	82 55				
				76	N	Villanova	58 55		38	H	Seton Hall	80 81				
				191	N	Xavier	87 53		191	A	Xavier	87 63				
				248	H	Marquette	99 82		146	A	Butler	83 65				
				269	A	Providence	103 66		76	H	Villanova	49 47				
				88	A	Creighton	78 76		300	H	Georgetown	93 52				

Non-Div I Games:

DePaul

Delaware

Through Games Of March 13, 2015

Average RPI Win:	208	WON-LOST	WINNING	LAST 10	STRENGTH OF	OPP. STRENGTH	TEAM	ADJ.	CONF.	ADJ CONF.
Average RPI Loss:	131	RECORD	PCT. RANK	GAMES	SCHEDULE	OF SCHEDULE	RPI	RPI	RPI	RPI
DIV. I ONLY	15- 16	182	5- 5	169	136	177	177	14	14	
DIV. I NON-CONF.	5- 6	178	0- 0	106	213	159	159	11	11	
TOTALS	RPI 1-25	RPI 26-50	W-L RECORDS	RPI 51-100	RPI 101-150	RPI 150+				
15- 16	0- 1	0- 2	OVERALL	3- 4	2- 3	10- 6				
8- 6	0- 1	0- 1	HOME	1- 2	1- 1	6- 1				
5- 9	0- 0	0- 1	AWAY	1- 2	1- 1	3- 5				
2- 1	0- 0	0- 0	NEUTRAL	1- 0	0- 1	1- 0				
5- 6	0- 1	0- 0	NON-CONFERENCE	0- 2	2- 1	3- 2				
3- 2	0- 1	0- 0	HOME	0- 1	1- 0	2- 0				
2- 3	0- 0	0- 0	AWAY	0- 1	1- 0	1- 2				
0- 1	0- 0	0- 0	NEUTRAL	0- 0	0- 1	0- 0				
10- 10	0- 0	0- 2	CONFERENCE	3- 2	0- 2	7- 4				
5- 4	0- 0	0- 1	HOME	1- 1	0- 1	4- 1				
3- 6	0- 0	0- 1	AWAY	1- 1	0- 1	2- 3				
2- 0	0- 0	0- 0	NEUTRAL	1- 0	0- 0	1- 0				

RPI	S	Opponent	Score	RPI	S	Opponent	Score	RPI	S	Opponent	Score	RPI	S	Opponent	Score	Team's RPI: 177
12	H	Princeton	59 87	30	A	James Madison	64 94	68	A	East Carolina	60 89	101	A	Elon	76 77	
				30	H	James Madison	71 74	72	H	Fordham	44 49	101	H	Elon	50 60	
								74	A	Drexel	56 61	117	H	Marist	70 60	
								74	H	Drexel	64 67	136	N	Northern Ky.	58 63	
								74	N	Drexel	55 48	143	A	Temple	69 58	
								97	A	Hofstra	73 62	161	H	Bucknell	58 56	
								97	H	Hofstra	64 53	179	A	William & Mary	61 56	
												179	H	William & Mary	48 50	
												210	A	Lafayette	52 63	
												226	A	UNCW	68 71	
												226	H	UNCW	69 60	
												237	A	Towson	49 56	
												237	H	Towson	72 54	
												256	A	Cincinnati	59 67	
												277	H	Rider	68 53	
												285	A	Col. of Charleston	49 55	
												285	H	Col. of Charleston	80 49	
												304	A	Vermont	68 46	
												308	A	Northeastern	54 48	
												308	H	Northeastern	70 61	
												308	N	Northeastern	73 61	
LAST 12 Division I GAMES:																
		74	N	Drexel			55	48			30	A	James Madison			64 94
		308	N	Northeastern			73	61			179	A	William & Mary			61 56
		101	A	Elon			76	77			226	H	UNCW			69 60
		30	H	James Madison			71	74			308	H	Northeastern			70 61
		226	A	UNCW			68	71			97	A	Hofstra			73 62
		74	H	Drexel			64	67			237	H	Towson			72 54

Non-Div I Games:

Delaware

Loss, Non-Conf, S Site, H Home A Away N Neutral

RPI	S	Opponent	Score
341	A	Howard	58 50

Delaware St.

D
e
l
a
w
a
r
e
S
t
.

D
e
l
a
w
a
r
e
S
t
.

Average RPI Win: 262	WON-LOST	WINNING	LAST 10	STRENGTH OF	OPP. STRENGTH	TEAM	ADJ.	CONF.	ADJ CONF.
Average RPI Loss: 171	RECORD	PCT. RANK	GAMES	SCHEDULE	OF SCHEDULE	RPI	RPI	RPI	RPI
DIV. I ONLY	8- 23	294	1- 9	266	243	309	309	25	25
DIV. I NON-CONF.	3- 11	293	0- 0	302	226	328	328	25	25
TOTALS	RPI 1-25	RPI 26-50	W-L RECORDS	RPI 51-100	RPI 101-150	RPI 150+			
8- 23	0- 0	1- 2	OVERALL	0- 5	0- 2	7- 14			
6- 9	0- 0	1- 0	HOME	0- 2	0- 1	5- 6			
2- 11	0- 0	0- 1	AWAY	0- 2	0- 1	2- 7			
0- 3	0- 0	0- 1	NEUTRAL	0- 1	0- 0	0- 1			
3- 11	0- 0	0- 0	NON-CONFERENCE	0- 3	0- 2	3- 6			
2- 5	0- 0	0- 0	HOME	0- 1	0- 1	2- 3			
1- 4	0- 0	0- 0	AWAY	0- 1	0- 1	1- 2			
0- 2	0- 0	0- 0	NEUTRAL	0- 1	0- 0	0- 1			
5- 12	0- 0	1- 2	CONFERENCE	0- 2	0- 0	4- 8			
4- 4	0- 0	1- 0	HOME	0- 1	0- 0	3- 3			
1- 7	0- 0	0- 1	AWAY	0- 1	0- 0	1- 5			
0- 1	0- 0	0- 1	NEUTRAL	0- 0	0- 0	0- 0			

RPI S	Opponent	Score	RPI S	Opponent	Score	RPI S	Opponent	Score	RPI S	Opponent	Score	Team's RPI: 309
47	A South Dakota St.	44 85	47	H South Dakota St.	77 72	70	H Hawaii	58 60	102	H Colorado	49 77	
47	H South Dakota St.		47	N South Dakota St.	61 79	73	A South Dakota	56 82	133	A Purdue	51 65	
						73	H South Dakota	68 79	154	A Oral Roberts	44 65	
						83	N Wright St.	63 72	154	H Oral Roberts	66 57	
						84	A Colorado St.	61 81	168	H Siena	62 78	
									170	H Belmont	43 72	
									211	H Cal St. Fullerton	61 78	
									213	A Wyoming	41 82	
									215	A IUPUI	54 71	
									215	H IUPUI	64 68	
									233	A Western Ill.	56 75	
									233	H Western Ill.	66 93	
									260	A Weber St.	63 65	
									268	A North Dakota St.	68 87	
									268	H North Dakota St.	75 73	
									275	N UC Irvine	55 63	
									296	A Omaha	40 53	
									296	H Omaha	60 53	
									314	A IPFW	82 75	
									314	H IPFW	51 68	
									331	A North Texas	63 55	
									342	H UMKC	74 66	
									345	H Air Force	107 66	

LAST 12 Division I GAMES:

47	N South Dakota St.	61 79	47	H South Dakota St.	77 72
296	A Omaha	40 53	154	A Oral Roberts	44 65
268	A North Dakota St.	68 87	215	H IUPUI	64 68
233	A Western Ill.	56 75	73	A South Dakota	56 82
73	H South Dakota	68 79	314	A IPFW	82 75
314	H IPFW	51 68	215	A IUPUI	54 71

Average RPI Win:	219	WON-LOST	WINNING	LAST 10	STRENGTH OF	OPP. STRENGTH	TEAM	ADJ.	CONF.	ADJ CONF.
Average RPI Loss:	143	RECORD	PCT. RANK	GAMES	SCHEDULE	OF SCHEDULE	RPI	RPI	RPI	RPI
DIV. I ONLY	10- 18	252	4- 6	165	206	222	222	12	12	
DIV. I NON-CONF.	3- 8	263	0- 0	271	274	280	280	15	15	
TOTALS	RPI 1-25	RPI 26-50	W-L RECORDS	RPI 51-100	RPI 101-150	RPI 150+				
10- 18	0- 2	0- 0	OVERALL	1- 8	2- 1	7- 7				
4- 7	0- 1	0- 0	HOME	0- 3	1- 0	3- 3				
6- 10	0- 1	0- 0	AWAY	1- 5	1- 1	4- 3				
0- 1	0- 0	0- 0	NEUTRAL	0- 0	0- 0	0- 1				
3- 8	0- 0	0- 0	NON-CONFERENCE	0- 4	1- 0	2- 4				
1- 2	0- 0	0- 0	HOME	0- 1	0- 0	1- 1				
2- 5	0- 0	0- 0	AWAY	0- 3	1- 0	1- 2				
0- 1	0- 0	0- 0	NEUTRAL	0- 0	0- 0	0- 1				
7- 10	0- 2	0- 0	CONFERENCE	1- 4	1- 1	5- 3				
3- 5	0- 1	0- 0	HOME	0- 2	1- 0	2- 2				
4- 5	0- 1	0- 0	AWAY	1- 2	0- 1	3- 1				
0- 0	0- 0	0- 0	NEUTRAL	0- 0	0- 0	0- 0				

RPI S	Opponent	Score	RPI S	Opponent	Score	RPI S	Opponent	Score	RPI S	Opponent	Score	Team's RPI: 222
23	A Green Bay	51 52				53	A Ohio	57 60	108	A Cleveland St.	65 71	
23	H Green Bay	58 75				67	A Michigan	57 76	108	H Cleveland St.	78 65	
						78	A Youngstown St.	59 58	126	A Toledo	83 72	
						78	A Youngstown St.	55 73	167	H St. Bonaventure	56 68	
						78	H Youngstown St.	65 70	209	A Ill.-Chicago	76 68	
						83	A Wright St.	57 76	209	H Ill.-Chicago	70 65	
						83	H Wright St.	59 74	236	A Oakland	58 64	
						94	A Eastern Mich.	71 75	236	H Oakland	73 62	
						100	H Western Mich.	57 71	240	A Niagara	49 71	
									256	A Cincinnati	38 70	
									281	A Milwaukee	60 56	
									281	H Milwaukee	68 84	
									282	A Valparaiso	78 57	
									282	H Valparaiso	68 74	
									314	A IPFW	81 74	
									317	N Southeast Mo. St.	51 61	
									347	H Delaware St.	74 52	
LAST 12 Division I GAMES:												
78	A Youngstown St.	55 73	236	A Oakland	58 64							
23	A Green Bay	51 52	78	H Youngstown St.	65 70							
281	A Milwaukee	60 56	209	A Ill.-Chicago	76 68							
282	A Valparaiso	78 57	282	H Valparaiso	68 74							
83	H Wright St.	59 74	78	A Youngstown St.	59 58							
108	H Cleveland St.	78 65	23	H Green Bay	58 75							

Non-Div I Games: Madonna 76 47 Marygrove 88 46

Detroit

Loss, Non-Conf, S Site, H Home A Away N Neutral

Drake

Through Games Of March 13, 2015

Average RPI Win: 208	WON-LOST	WINNING	LAST 10	STRENGTH OF	OPP. STRENGTH	TEAM	ADJ.	CONF.	ADJ CONF.
Average RPI Loss: 104	RECORD	PCT. RANK	GAMES	SCHEDULE	OF SCHEDULE	RPI	RPI	RPI	RPI
DIV. I ONLY	19- 10	81	6- 4	156	173	90	90	19	19
DIV. I NON-CONF.	4- 6	207	0- 0	35	87	114	114	16	16
TOTALS	RPI 1-25	RPI 26-50	W-L RECORDS	RPI 51-100	RPI 101-150	RPI 150+			
19- 10	0- 1	1- 1	OVERALL	1- 4	3- 1	14- 3			
10- 3	0- 1	1- 0	HOME	0- 2	2- 0	7- 0			
8- 6	0- 0	0- 1	AWAY	0- 2	1- 1	7- 2			
1- 1	0- 0	0- 0	NEUTRAL	1- 0	0- 0	0- 1			
4- 6	0- 1	0- 0	NON-CONFERENCE	1- 4	0- 0	3- 1			
1- 3	0- 1	0- 0	HOME	0- 2	0- 0	1- 0			
2- 3	0- 0	0- 0	AWAY	0- 2	0- 0	2- 1			
1- 0	0- 0	0- 0	NEUTRAL	1- 0	0- 0	0- 0			
15- 4	0- 0	1- 1	CONFERENCE	0- 0	3- 1	11- 2			
9- 0	0- 0	1- 0	HOME	0- 0	2- 0	6- 0			
6- 3	0- 0	0- 1	AWAY	0- 0	1- 1	5- 1			
0- 1	0- 0	0- 0	NEUTRAL	0- 0	0- 0	0- 1			

RPI 1-25				RPI 26-50				RPI 51-100 Team's RPI: 90				RPI 101+			
RPI	S	Opponent	Score	RPI	S	Opponent	Score	RPI	S	Opponent	Score	RPI	S	Opponent	Score
9	H	Iowa	98 100	40	A	Wichita St.	59 80	57	A	Iowa St.	67 84	114	A	Missouri St.	57 86
				40	H	Wichita St.	64 61	72	N	Fordham	62 56	114	H	Missouri St.	94 89
								73	H	South Dakota	78 83	123	A	UNI	76 72
								84	H	Colorado St.	56 69	123	H	UNI	87 67
								88	A	Creighton	71 93	158	A	Southern Ill.	76 81
												158	H	Southern Ill.	81 66
												162	H	Wisconsin	89 77
												173	A	SIUE	60 74
												174	A	Indiana St.	72 65
												174	H	Indiana St.	76 61
												183	A	UTSA	69 61
												241	A	Idaho St.	80 66
												243	A	Evansville	79 62
												243	H	Evansville	78 69
												243	N	Evansville	79 84
												297	A	Loyola Chicago	86 60
												297	H	Loyola Chicago	74 70
												325	A	Bradley	80 47
												325	H	Bradley	86 70
												326	A	Illinois St.	70 47
												326	H	Illinois St.	86 51
LAST 12 Division I GAMES:															
				243	N	Evansville	79 84	243	H	Evansville	78 69				
				297	H	Loyola Chicago	74 70	123	H	UNI	87 67				
				325	H	Bradley	86 70	326	A	Illinois St.	70 47				
				114	A	Missouri St.	57 86	158	A	Southern Ill.	76 81				
				40	A	Wichita St.	59 80	40	H	Wichita St.	64 61				
				174	H	Indiana St.	76 61	114	H	Missouri St.	94 89				

Non-Div I Games: Northwestern (IA) 102 58

Drake

■ Loss,
 ■ Non-Conf, S Site,
 ■ Home
 ■ Away
 N Neutral

Average RPI Win:	122	WON-LOST	WINNING	LAST 10	STRENGTH OF	OPP. STRENGTH	TEAM	ADJ.	CONF.	ADJ CONF.
Average RPI Loss:	38	RECORD	PCT. RANK	GAMES	SCHEDULE	OF SCHEDULE	RPI	RPI	RPI	RPI
DIV. I ONLY	21- 10	70	6- 4	4	10	14	14	3	3	
DIV. I NON-CONF.	9- 4	84	0- 0	7	23	20	20	3	3	
TOTALS	RPI 1-25	RPI 26-50	W-L RECORDS	RPI 51-100	RPI 101-150	RPI 150+				
21- 10	5- 5	2- 2	OVERALL	1- 2	3- 1	10- 0				
15- 1	4- 1	2- 0	HOME	1- 0	1- 0	7- 0				
5- 8	1- 3	0- 2	AWAY	0- 2	2- 1	2- 0				
1- 1	0- 1	0- 0	NEUTRAL	0- 0	0- 0	1- 0				
9- 4	2- 2	0- 2	NON-CONFERENCE	0- 0	2- 0	5- 0				
7- 1	2- 1	0- 0	HOME	0- 0	1- 0	4- 0				
2- 3	0- 1	0- 2	AWAY	0- 0	1- 0	1- 0				
0- 0	0- 0	0- 0	NEUTRAL	0- 0	0- 0	0- 0				
12- 6	3- 3	2- 0	CONFERENCE	1- 2	1- 1	5- 0				
8- 0	2- 0	2- 0	HOME	1- 0	0- 0	3- 0				
3- 5	1- 2	0- 0	AWAY	0- 2	1- 1	1- 0				
1- 1	0- 1	0- 0	NEUTRAL	0- 0	0- 0	1- 0				

RPI	S	Opponent	Score
1	A	Notre Dame	50 63
1	N	Notre Dame	49 55
3	H	South Carolina	50 51
5	A	UConn	52 83
7	H	Louisville	66 58
8	H	Kentucky	89 68
10	A	Florida St.	58 74
16	A	North Carolina	74 67
16	H	North Carolina	81 80
22	H	Oklahoma	92 72

RPI	S	Opponent	Score
32	A	Texas A&M	59 63
35	H	Syracuse	74 72
36	A	Nebraska	54 60
41	H	Pittsburgh	62 45

RPI	S	Opponent	Score
65	H	Miami (FL)	68 53
82	A	North Carolina St.	59 72
86	A	Georgia Tech	62 71

RPI	S	Opponent	Score
110	A	Virginia	71 45
120	A	Boston College	56 60
121	A	Old Dominion	82 66
125	H	Buffalo	88 54
176	H	N.C. A&T	87 36
186	A	Wake Forest	70 53
186	H	Wake Forest	70 63
186	N	Wake Forest	77 68
192	H	Stony Brook	72 42
200	H	Virginia Tech	65 40
202	A	Alabama	90 40
203	H	Clemson	89 60
218	H	UMass Lowell	95 48
248	H	Marquette	83 51

LAST 12 Division I GAMES:

1	N	Notre Dame	49 55	110	A	Virginia	71 45
186	N	Wake Forest	77 68	203	H	Clemson	89 60
16	H	North Carolina	81 80	186	A	Wake Forest	70 53
86	A	Georgia Tech	62 71	7	H	Louisville	66 58
82	A	North Carolina St.	59 72	41	H	Pittsburgh	62 45
1	A	Notre Dame	50 63	16	A	North Carolina	74 67

Non-Div I Games:

Duke

■ Loss,
 ■ Non-Conf, S Site,
 ■ Home
 ■ Away
 N Neutral

Average RPI Win:	177	WON-LOST	WINNING	LAST 10	STRENGTH OF	OPP. STRENGTH	TEAM	ADJ.	CONF.	ADJ CONF.
Average RPI Loss:	67	RECORD	PCT. RANK	GAMES	SCHEDULE	OF SCHEDULE	RPI	RPI	RPI	RPI
DIV. I ONLY	21- 10	70	8- 2	72	78	48	48	6	6	
DIV. I NON-CONF.	8- 5	123	0- 0	140	130	92	92	6	6	
TOTALS	RPI 1-25	RPI 26-50	W-L RECORDS	RPI 51-100	RPI 101-150	RPI 150+				
21- 10	0- 5	1- 1	OVERALL	3- 2	5- 1	12- 1				
11- 2	0- 1	1- 1	HOME	2- 0	2- 0	6- 0				
8- 7	0- 3	0- 0	AWAY	1- 2	2- 1	5- 1				
2- 1	0- 1	0- 0	NEUTRAL	0- 0	1- 0	1- 0				
8- 5	0- 2	1- 1	NON-CONFERENCE	0- 1	2- 0	5- 1				
3- 2	0- 1	1- 1	HOME	0- 0	0- 0	2- 0				
4- 3	0- 1	0- 0	AWAY	0- 1	2- 0	2- 1				
1- 0	0- 0	0- 0	NEUTRAL	0- 0	0- 0	1- 0				
13- 5	0- 3	0- 0	CONFERENCE	3- 1	3- 1	7- 0				
8- 0	0- 0	0- 0	HOME	2- 0	2- 0	4- 0				
4- 4	0- 2	0- 0	AWAY	1- 1	0- 1	3- 0				
1- 1	0- 1	0- 0	NEUTRAL	0- 0	1- 0	0- 0				

RPI S	Opponent	Score	RPI S	Opponent	Score	Team's RPI: 48	RPI S	Opponent	Score	RPI S	Opponent	Score
11 A	George Washington	56 83	35 H	Syracuse	84 90		72 A	Fordham	56 46	107 A	Lehigh	82 75
12 H	Princeton	62 79	41 H	Pittsburgh	87 77		75 A	West Virginia	60 79	128 A	Ball St.	82 62
13 A	Dayton	67 78					87 A	Saint Joseph's	49 60	134 A	Rhode Island	61 62
13 N	Dayton	60 74					87 H	Saint Joseph's	63 54	134 H	Rhode Island	60 50
23 A	Green Bay	52 84					92 H	Richmond	58 51	134 N	Rhode Island	66 53
										142 H	VCU	83 47
										152 H	Saint Louis	77 64
										167 A	St. Bonaventure	76 63
										167 H	St. Bonaventure	51 43
										181 A	Robert Morris	71 57
										185 A	La Salle	72 66
										197 A	Massachusetts	69 49
										235 H	George Mason	88 54
										263 H	Davidson	83 47
										269 A	Providence	56 67
										276 N	Jackson St.	90 72
										286 H	Kent St.	86 60
										320 H	Saint Francis (PA)	92 52
										341 A	Howard	89 63
LAST 12 Division I GAMES:												
13 N	Dayton	60 74	197 A	Massachusetts	69 49							
134 N	Rhode Island	66 53	185 A	La Salle	72 66							
167 H	St. Bonaventure	51 43	142 H	VCU	83 47							
87 A	Saint Joseph's	49 60	72 A	Fordham	56 46							
134 H	Rhode Island	60 50	167 A	St. Bonaventure	76 63							
92 H	Richmond	58 51	263 H	Davidson	83 47							

Non-Div I Games:

Duquesne

East Carolina

Through Games Of March 13, 2015

Average RPI Win:	200	WON-LOST	WINNING	LAST 10	STRENGTH OF	OPP. STRENGTH	TEAM	ADJ.	CONF.	ADJ CONF.
Average RPI Loss:	68	RECORD	PCT. RANK	GAMES	SCHEDULE	OF SCHEDULE	RPI	RPI	RPI	RPI
DIV. I ONLY	21- 10	70	8- 2	116	84	68	68	8	8	
DIV. I NON-CONF.	9- 2	35	0- 0	191	171	57	57	7	7	
TOTALS	RPI 1-25	RPI 26-50	W-L RECORDS	RPI 51-100	RPI 101-150	RPI 150+				
21- 10	0- 3	1- 2	OVERALL	2- 1	3- 3	15- 1				
10- 3	0- 1	1- 0	HOME	0- 1	0- 1	9- 0				
8- 5	0- 1	0- 1	AWAY	2- 0	2- 2	4- 1				
3- 2	0- 1	0- 1	NEUTRAL	0- 0	1- 0	2- 0				
9- 2	0- 0	0- 1	NON-CONFERENCE	1- 0	1- 1	7- 0				
4- 0	0- 0	0- 0	HOME	0- 0	0- 0	4- 0				
3- 1	0- 0	0- 0	AWAY	1- 0	1- 1	1- 0				
2- 1	0- 0	0- 1	NEUTRAL	0- 0	0- 0	2- 0				
12- 8	0- 3	1- 1	CONFERENCE	1- 1	2- 2	8- 1				
6- 3	0- 1	1- 0	HOME	0- 1	0- 1	5- 0				
5- 4	0- 1	0- 1	AWAY	1- 0	1- 1	3- 1				
1- 1	0- 1	0- 0	NEUTRAL	0- 0	1- 0	0- 0				

RPI S Opponent	Score	RPI S Opponent	Score	RPI S Opponent	Score	RPI S Opponent	Score
5 A UConn	32 87	26 A South Fla.	62 69	52 A Tulane	67 63	108 A Cleveland St.	57 59
5 H UConn	38 89	26 H South Fla.	65 64	52 H Tulane	63 76	116 A Tulsa	77 68
5 N UConn	56 106	35 N Syracuse	58 69	53 A Ohio	76 68	116 H Tulsa	63 74
						134 A Rhode Island	66 38
						143 A Temple	69 79
						143 N Temple	77 71
						162 N Wisconsin	61 43
						177 H Delaware	89 60
						178 N Fairfield	83 68
						189 A Memphis	57 60
						189 H Memphis	60 39
						255 A SMU	67 49
						255 H SMU	67 53
						256 A Cincinnati	78 53
						256 H Cincinnati	53 40
						261 H Bethune-Cookman	71 42
						271 H Norfolk St.	65 36
						274 H UCF	67 57
						284 A Loyola Maryland	82 33
						285 H Col. of Charleston	68 55
						288 A Houston	87 46
						288 H Houston	79 56
LAST 12 Division I GAMES:							
5 N UConn	56 106	26 H South Fla.	65 64				
143 N Temple	77 71	256 A Cincinnati	78 53				
274 H UCF	67 57	288 H Houston	79 56				
143 A Temple	69 79	52 A Tulane	67 63				
256 H Cincinnati	53 40	5 A UConn	32 87				
255 H SMU	67 53	116 H Tulsa	63 74				

Non-Div I Games:

East Carolina

Loss, Non-Conf, S Site, H Home A Away N Neutral

Average RPI Win:	254	WON-LOST	WINNING	LAST 10	STRENGTH OF	OPP. STRENGTH	TEAM	ADJ.	CONF.	ADJ CONF.
Average RPI Loss:	130	RECORD	PCT. RANK	GAMES	SCHEDULE	OF SCHEDULE	RPI	RPI	RPI	RPI
DIV. I ONLY	21- 11	79	7- 3	229	256	109	109	20	20	
DIV. I NON-CONF.	8- 7	157	0- 0	279	278	174	174	22	22	
TOTALS	RPI 1-25	RPI 26-50	W-L RECORDS	RPI 51-100	RPI 101-150	RPI 150+				
21- 11	0- 4	0- 0	OVERALL	0- 0	3- 0	18- 7				
9- 2	0- 1	0- 0	HOME	0- 0	2- 0	7- 1				
10- 7	0- 2	0- 0	AWAY	0- 0	1- 0	9- 5				
2- 2	0- 1	0- 0	NEUTRAL	0- 0	0- 0	2- 1				
8- 7	0- 1	0- 0	NON-CONFERENCE	0- 0	1- 0	7- 6				
3- 1	0- 0	0- 0	HOME	0- 0	1- 0	2- 1				
5- 5	0- 1	0- 0	AWAY	0- 0	0- 0	5- 4				
0- 1	0- 0	0- 0	NEUTRAL	0- 0	0- 0	0- 1				
13- 4	0- 3	0- 0	CONFERENCE	0- 0	2- 0	11- 1				
6- 1	0- 1	0- 0	HOME	0- 0	1- 0	5- 0				
5- 2	0- 1	0- 0	AWAY	0- 0	1- 0	4- 1				
2- 1	0- 1	0- 0	NEUTRAL	0- 0	0- 0	2- 0				

RPI 1-25				RPI 26-50				RPI 51-100				RPI 101+ Team's RPI: 109			
RPI	S	Opponent	Score	RPI	S	Opponent	Score	RPI	S	Opponent	Score	RPI	S	Opponent	Score
16	A	North Carolina	62 95									148	A	Furman	73 72
20	A	Chattanooga	42 64									148	H	Furman	72 61
20	H	Chattanooga	56 64									149	H	High Point	84 76
20	N	Chattanooga	56 61									166	A	Indiana	69 97
												171	H	Appalachian St.	70 76
												174	A	Indiana St.	69 76
												194	A	Mercer	72 70
												194	H	Mercer	70 49
												194	N	Mercer	66 56
												198	H	Iona	76 64
												200	A	Virginia Tech	65 72
												205	A	Samford	46 69
												205	H	Samford	48 46
												207	N	Jacksonville St.	56 57
												226	A	UNCW	48 61
												235	A	George Mason	84 71
												246	A	Morehead St.	86 77
												289	H	Eastern Ky.	64 49
												301	A	Western Caro.	63 60
												301	H	Western Caro.	51 40
												301	N	Western Caro.	73 53
												306	A	UNC Asheville	81 68
												310	A	UNC Greensboro	84 66
												310	H	UNC Greensboro	87 65
												315	A	Wofford	79 47
												315	H	Wofford	69 47
LAST 12 Division I GAMES:															
		20	N	Chattanooga	56	61		310	A	UNC Greensboro	84	66			
		194	N	Mercer	66	56		301	H	Western Caro.	51	40			
		301	N	Western Caro.	73	53		148	H	Furman	72	61			
		20	A	Chattanooga	42	64		301	A	Western Caro.	63	60			
		205	A	Samford	46	69		20	H	Chattanooga	56	64			
		194	H	Mercer	70	49		205	H	Samford	48	46			

Non-Div I Games:

East Tenn. St.

■ Loss,
■ Non-Conf,
■ S Site,
■ Home
■ A Away
N Neutral

E
a
s
t
T
e
n
n
.
S
t
.

East Tenn. St.
RPI S Opponent Score

Through Games Of March 13, 2015

RPI	S	Opponent	Score
320	A	Saint Francis (PA)	79 63
346	A	Alabama A&M	88 64

E
a
s
t
T
e
n
n
.
S
t
.

East Tenn. St.

Average RPI Win: 285		WON-LOST	WINNING	LAST 10	STRENGTH OF	OPP. STRENGTH	TEAM	ADJ.	CONF.	ADJ CONF.
Average RPI Loss: 193		RECORD	PCT. RANK	GAMES	SCHEDULE	OF SCHEDULE	RPI	RPI	RPI	RPI
DIV. I ONLY		10- 20	262	3- 7	304	294	303	303	26	26
DIV. I NON-CONF.		3- 10	287	0- 0	286	284	322	322	26	26
TOTALS		RPI 1-25	RPI 26-50		W-L RECORDS		RPI 51-100	RPI 101-150	RPI 150+	
10- 20	0- 1	0- 1		OVERALL		0- 0	0- 4		10- 14	
7- 6	0- 0	0- 0		HOME		0- 0	0- 1		7- 5	
3- 10	0- 0	0- 0		AWAY		0- 0	0- 1		3- 9	
0- 4	0- 1	0- 1		NEUTRAL		0- 0	0- 2		0- 0	
3- 10	0- 1	0- 1		NON-CONFERENCE		0- 0	0- 1		3- 7	
2- 3	0- 0	0- 0		HOME		0- 0	0- 0		2- 3	
1- 4	0- 0	0- 0		AWAY		0- 0	0- 0		1- 4	
0- 3	0- 1	0- 1		NEUTRAL		0- 0	0- 1		0- 0	
7- 10	0- 0	0- 0		CONFERENCE		0- 0	0- 3		7- 7	
5- 3	0- 0	0- 0		HOME		0- 0	0- 1		5- 2	
2- 6	0- 0	0- 0		AWAY		0- 0	0- 1		2- 5	
0- 1	0- 0	0- 0		NEUTRAL		0- 0	0- 1		0- 0	

RPI S	Opponent	Score	RPI S	Opponent	Score	RPI S	Opponent	Score	RPI S	Opponent	Score	Team's RPI: 303
10 N	Florida St.	55 91	34 N	Northwestern	44 92				107 N	Lehigh	69 72	
									132 A	UT Martin	51 81	
									132 H	UT Martin	60 63	
									132 N	UT Martin	35 68	
									152 H	Saint Louis	49 63	
									157 A	Tennessee St.	44 57	
									170 H	Belmont	77 72	
									173 A	SIUE	55 72	
									173 H	SIUE	48 65	
									207 H	Jacksonville St.	66 63	
									209 H	Ill.-Chicago	66 78	
									215 A	IUPUI	44 66	
									233 A	Western Ill.	54 63	
									246 A	Morehead St.	62 67	
									251 H	Northern Ill.	55 46	
									259 A	Austin Peay	72 83	
									259 H	Austin Peay	63 66	
									281 A	Milwaukee	63 72	
									289 A	Eastern Ky.	68 42	
									296 H	Omaha	77 66	
									297 A	Loyola Chicago	52 63	
									317 A	Southeast Mo. St.	65 69	
									317 H	Southeast Mo. St.	49 48	
									329 A	Murray St.	81 67	
									329 H	Murray St.	75 59	
									331 A	North Texas	59 57	
LAST 12 Division I GAMES:												
132 N	UT Martin	35 68	317 A	Southeast Mo. St.	65 69							
173 A	SIUE	55 72	173 H	SIUE	48 65							
132 H	UT Martin	60 63	329 H	Murray St.	75 59							
317 H	Southeast Mo. St.	49 48	259 H	Austin Peay	63 66							
329 A	Murray St.	81 67	132 A	UT Martin	51 81							
259 A	Austin Peay	72 83	246 A	Morehead St.	62 67							

Non-Div I Games:

Eastern Ill.

■ Loss,
 ■ Non-Conf,
 ■ S Site,
 ■ Home
 ■ A Away
 N Neutral

E
a
s
t
e
r
n
I
l
l
.
.

Eastern Ill.
RPI S Opponent Score

Through Games Of March 13, 2015

RPI	S	Opponent	Score	
334	H	Tennessee Tech	67	59
342	H	UMKC	53	69

E
a
s
t
e
r
n
I
l
l
.
.

Eastern Ill.

Average RPI Win:	290	WON-LOST	WINNING	LAST 10	STRENGTH OF	OPP. STRENGTH	TEAM	ADJ.	CONF.	ADJ CONF.
Average RPI Loss:	190	RECORD	PCT. RANK	GAMES	SCHEDULE	OF SCHEDULE	RPI	RPI	RPI	RPI
DIV. I ONLY	8- 17	272	2- 8	301	301	289	289	26	26	
DIV. I NON-CONF.	4- 5	188	0- 0	247	303	211	211	26	26	
TOTALS	RPI 1-25	RPI 26-50	W-L RECORDS	RPI 51-100	RPI 101-150	RPI 150+				
8- 17	0- 0	0- 0	OVERALL	0- 2	0- 2	8- 13				
2- 8	0- 0	0- 0	HOME	0- 1	0- 0	2- 7				
4- 8	0- 0	0- 0	AWAY	0- 1	0- 2	4- 5				
2- 1	0- 0	0- 0	NEUTRAL	0- 0	0- 0	2- 1				
4- 5	0- 0	0- 0	NON-CONFERENCE	0- 2	0- 1	4- 2				
1- 1	0- 0	0- 0	HOME	0- 1	0- 0	1- 0				
1- 3	0- 0	0- 0	AWAY	0- 1	0- 1	1- 1				
2- 1	0- 0	0- 0	NEUTRAL	0- 0	0- 0	2- 1				
4- 12	0- 0	0- 0	CONFERENCE	0- 0	0- 1	4- 11				
1- 7	0- 0	0- 0	HOME	0- 0	0- 0	1- 7				
3- 5	0- 0	0- 0	AWAY	0- 0	0- 1	3- 4				
0- 0	0- 0	0- 0	NEUTRAL	0- 0	0- 0	0- 0				

RPI 1-25			RPI 26-50			RPI 51-100				RPI 101+			Team's RPI: 289		
RPI	S	Opponent	Score	RPI	S	Opponent	Score	RPI	S	Opponent	Score	RPI	S	Opponent	Score
								75	A	West Virginia	42 67	109	A	East Tenn. St.	49 64
								92	H	Richmond	56 70	132	A	UT Martin	63 76
												157	A	Tennessee St.	74 86
												157	H	Tennessee St.	62 68
												170	A	Belmont	70 84
												170	H	Belmont	59 76
												173	H	SIUE	61 71
												190	H	Marshall	63 58
												194	A	Mercer	64 69
												207	A	Jacksonville St.	53 73
												207	H	Jacksonville St.	65 69
												239	N	North Florida	45 62
												246	A	Morehead St.	58 76
												246	H	Morehead St.	70 64
												258	N	Central Ark.	56 55
												259	H	Austin Peay	71 81
												301	N	Western Caro.	71 62
												303	H	Eastern Ill.	42 68
												317	A	Southeast Mo. St.	57 54
												329	A	Murray St.	64 59
												334	A	Tennessee Tech	97 93
												334	H	Tennessee Tech	71 84
												346	A	Alabama A&M	62 56
LAST 12 Division I GAMES:															
334	H	Tennessee Tech	71 84	157	H	Tennessee St.	62 68								
170	A	Belmont	70 84	246	A	Morehead St.	58 76								
207	H	Jacksonville St.	65 69	207	A	Jacksonville St.	53 73								
246	H	Morehead St.	70 64	334	A	Tennessee Tech	97 93								
157	A	Tennessee St.	74 86	329	A	Murray St.	64 59								
170	H	Belmont	59 76	173	H	SIUE	61 71								

Non-Div I Games: Asbury 73 48

Eastern Ky.

■ Loss,
 ■ Non-Conf,
 ■ S Site,
 ■ Home
 ■ A Away
 N Neutral

RPI 1-25				RPI 26-50				RPI 51-100				Team's RPI: 94		RPI 101+			
RPI	S	Opponent	Score	RPI	S	Opponent	Score	RPI	S	Opponent	Score			RPI	S	Opponent	Score
								53	A	Ohio	73	61		108	H	Cleveland St.	71 68
								53	H	Ohio	59	82		125	H	Buffalo	53 75
								67	A	Michigan	52	81		126	A	Toledo	75 61
								79	A	Michigan St.	61	69		126	H	Toledo	72 81
								89	A	Akron	48	65		126	N	Toledo	74 57
								89	N	Akron	95	66		128	A	Ball St.	56 41
								100	A	Western Mich.	56	83		128	H	Ball St.	62 72
								100	H	Western Mich.	74	65		128	N	Ball St.	75 65
														154	A	Oral Roberts	62 63
														172	A	Central Mich.	93 86
														172	H	Central Mich.	85 64
														175	A	Tex.-Pan American	75 81
														211	N	Cal St. Fullerton	78 74
														222	H	Detroit	75 71
														251	A	Northern Ill.	48 54
														251	H	Northern Ill.	60 52
														260	N	Weber St.	57 42
														278	A	Miami (OH)	54 51
														278	H	Miami (OH)	56 38
														286	A	Kent St.	70 53
														286	H	Kent St.	70 52
														293	H	Bowling Green	64 52
LAST 12 Division I GAMES:																	
				128	N	Ball St.	75 65	251	H	Northern Ill.	60 52						
				89	N	Akron	95 66	128	A	Ball St.	56 41						
				126	N	Toledo	74 57	126	H	Toledo	72 81						
				286	H	Kent St.	70 52	53	A	Ohio	73 61						
				172	A	Central Mich.	93 86	278	A	Miami (OH)	54 51						
				100	H	Western Mich.	74 65	172	H	Central Mich.	85 64						

Page 84

Average RPI Win:	229	WON-LOST	WINNING	LAST 10	STRENGTH OF	OPP. STRENGTH	TEAM	ADJ.	CONF.	ADJ CONF.
Average RPI Loss:	149	RECORD	PCT. RANK	GAMES	SCHEDULE	OF SCHEDULE	RPI	RPI	RPI	RPI
DIV. I ONLY	18- 11	95	7- 3	251	242	129	129	21	21	
DIV. I NON-CONF.	5- 4	139	0- 0	261	250	165	165	21	21	
TOTALS	RPI 1-25	RPI 26-50	W-L RECORDS	RPI 51-100	RPI 101-150	RPI 150+				
18- 11	0- 0	1- 1	OVERALL	1- 2	1- 3	15- 5				
10- 2	0- 0	1- 1	HOME	1- 0	0- 1	8- 0				
6- 9	0- 0	0- 0	AWAY	0- 2	1- 2	5- 5				
2- 0	0- 0	0- 0	NEUTRAL	0- 0	0- 0	2- 0				
5- 4	0- 0	1- 1	NON-CONFERENCE	0- 0	0- 1	4- 2				
2- 1	0- 0	1- 1	HOME	0- 0	0- 0	1- 0				
2- 3	0- 0	0- 0	AWAY	0- 0	0- 1	2- 2				
1- 0	0- 0	0- 0	NEUTRAL	0- 0	0- 0	1- 0				
13- 7	0- 0	0- 0	CONFERENCE	1- 2	1- 2	11- 3				
8- 1	0- 0	0- 0	HOME	1- 0	0- 1	7- 0				
4- 6	0- 0	0- 0	AWAY	0- 2	1- 1	3- 3				
1- 0	0- 0	0- 0	NEUTRAL	0- 0	0- 0	1- 0				

RPI S	Opponent	Score	RPI S	Opponent	Score	RPI S	Opponent	Score	RPI S	Opponent	Score	Team's RPI: 129
39	H Gonzaga	60 61	91	A Montana	59 69	112	A Boise St.	72 90				
40	H Wichita St.	86 58	91	A Montana	51 55	119	A Northern Colo.	56 64				
			91	H Montana	65 64	135	A Sacramento St.	80 79				
						135	H Sacramento St.	67 73				
						160	A Florida	67 56				
						169	A Montana St.	53 63				
						169	H Montana St.	72 58				
						182	A North Dakota	82 96				
						196	A Idaho	58 71				
						196	H Idaho	71 65				
						241	A Idaho St.	88 75				
						241	H Idaho St.	62 58				
						252	A Abilene Christian	72 79				
						254	H Southern Utah	88 67				
						255	A SMU	53 69				
						260	A Weber St.	69 55				
						260	H Weber St.	64 62				
						267	H Northern Ariz.	73 42				
						267	N Northern Ariz.	73 57				
						292	H Portland	72 65				
						299	N Ga. Southern	55 42				
						312	A Portland St.	77 63				
						312	H Portland St.	101 54				
						328	A Utah Valley	68 62				
LAST 12 Division I GAMES:												
91	A Montana	51 55	267	H Northern Ariz.	73 42							
267	N Northern Ariz.	73 57	254	H Southern Utah	88 67							
260	H Weber St.	64 62	312	A Portland St.	77 63							
241	H Idaho St.	62 58	135	A Sacramento St.	80 79							
91	A Montana	59 69	169	H Montana St.	72 58							
169	A Montana St.	53 63	91	H Montana	65 64							

Non-Div I Games: Saint Martin's 69 39 Central Wash. 83 70

Eastern Wash.

Average RPI Win:	204	WON-LOST	WINNING	LAST 10	STRENGTH OF	OPP. STRENGTH	TEAM	ADJ.	CONF.	ADJ CONF.
Average RPI Loss:	97	RECORD	PCT. RANK	GAMES	SCHEDULE	OF SCHEDULE	RPI	RPI	RPI	RPI
DIV. I ONLY	17- 11	106	7- 3	121	117	101	101	14	14	
DIV. I NON-CONF.	5- 4	139	0- 0	33	69	69	69	11	11	
TOTALS	RPI 1-25	RPI 26-50	W-L RECORDS	RPI 51-100	RPI 101-150	RPI 150+				
17- 11	0- 1	0- 2	OVERALL	2- 5	1- 1	14- 2				
8- 5	0- 0	0- 1	HOME	1- 3	1- 0	6- 1				
8- 5	0- 0	0- 1	AWAY	1- 2	0- 1	7- 1				
1- 1	0- 1	0- 0	NEUTRAL	0- 0	0- 0	1- 0				
5- 4	0- 1	0- 0	NON-CONFERENCE	1- 2	1- 1	3- 0				
3- 1	0- 0	0- 0	HOME	1- 1	1- 0	1- 0				
2- 2	0- 0	0- 0	AWAY	0- 1	0- 1	2- 0				
0- 1	0- 1	0- 0	NEUTRAL	0- 0	0- 0	0- 0				
12- 7	0- 0	0- 2	CONFERENCE	1- 3	0- 0	11- 2				
5- 4	0- 0	0- 1	HOME	0- 2	0- 0	5- 1				
6- 3	0- 0	0- 1	AWAY	1- 1	0- 0	5- 1				
1- 0	0- 0	0- 0	NEUTRAL	0- 0	0- 0	1- 0				

RPI 1-25				RPI 26-50				RPI 51-100				RPI 101+ Team's RPI: 101			
RPI	S	Opponent	Score	RPI	S	Opponent	Score	RPI	S	Opponent	Score	RPI	S	Opponent	Score
16	N	North Carolina	67 85	30	A	James Madison	60 89	62	H	Vanderbilt	50 66	148	H	Furman	81 71
				30	H	James Madison	51 68	63	H	Liberty	73 62	149	A	High Point	71 87
								74	A	Drexel	51 54	155	A	Charlotte	67 54
								74	H	Drexel	47 57	177	A	Delaware	60 50
								82	A	North Carolina St.	51 84	177	H	Delaware	77 76
								97	A	Hofstra	64 58	179	A	William & Mary	72 59
								97	H	Hofstra	53 55	179	H	William & Mary	64 60
												195	H	Navy	69 56
												204	A	Campbell	77 51
												226	A	UNCW	68 76
												226	H	UNCW	82 86
												226	N	UNCW	60 48
												237	A	Towson	84 70
												237	H	Towson	58 43
												285	A	Col. of Charleston	75 71
												285	H	Col. of Charleston	77 68
												308	A	Northeastern	74 73
												308	H	Northeastern	80 77
LAST 12 Division I GAMES:															
				226	N	UNCW	60 48	97	H	Hofstra	53 55				
				177	H	Delaware	77 76	226	H	UNCW	82 86				
				97	A	Hofstra	64 58	285	A	Col. of Charleston	75 71				
				74	A	Drexel	51 54	237	A	Towson	84 70				
				179	H	William & Mary	64 60	30	A	James Madison	60 89				
				308	A	Northeastern	74 73	308	H	Northeastern	80 77				

Non-Div I Games: Anderson (SC) 77 72 Lenoir-Rhyne 62 46

Elon

Through Games of March 10, 1918				Through Games of March 10, 1918						
Average RPI Win: 245		WON-LOST	WINNING	LAST 10	STRENGTH OF	OPP. STRENGTH	TEAM	ADJ.	CONF.	ADJ CONF.
Average RPI Loss: 146		RECORD	PCT. RANK	GAMES	SCHEDULE	OF SCHEDULE	RPI	RPI	RPI	RPI
DIV. I ONLY		12- 18	240	3- 7	273	176	243	243	19	19
DIV. I NON-CONF.		4- 6	207	0- 0	233	173	198	198	16	16
TOTALS		RPI 1-25	RPI 26-50		W-L RECORDS		RPI 51-100	RPI 101-150	RPI 150+	
12- 18	0- 1	0- 2		OVERALL		1- 3	2- 5		9- 7	
6- 6	0- 0	0- 1		HOME		0- 1	1- 2		5- 2	
4- 12	0- 1	0- 1		AWAY		0- 2	1- 3		3- 5	
2- 0	0- 0	0- 0		NEUTRAL		1- 0	0- 0		1- 0	
4- 6	0- 1	0- 0		NON-CONFERENCE		0- 1	1- 2		3- 2	
3- 0	0- 0	0- 0		HOME		0- 0	1- 0		2- 0	
1- 6	0- 1	0- 0		AWAY		0- 1	0- 2		1- 2	
0- 0	0- 0	0- 0		NEUTRAL		0- 0	0- 0		0- 0	
8- 12	0- 0	0- 2		CONFERENCE		1- 2	1- 3		6- 5	
3- 6	0- 0	0- 1		HOME		0- 1	0- 2		3- 2	
3- 6	0- 0	0- 1		AWAY		0- 1	1- 1		2- 3	
2- 0	0- 0	0- 0		NEUTRAL		1- 0	0- 0		1- 0	

RPI 1-25					
RPI	S	Opponent	Score		
7	A	Louisville	51	73	
RPI 26-50					
RPI	S	Opponent	Score		
40	A	Wichita St.	44	54	
40	H	Wichita St.	63	77	
RPI 51-100					
RPI	S	Opponent	Score		
75	A	West Virginia	39	83	
90	A	Drake	69	78	
90	H	Drake	62	79	
90	N	Drake	84	79	
RPI 101+					
RPI	S	Opponent	Score		
113	H	Troy	94	85	
114	A	Missouri St.	65	56	
114	H	Missouri St.	71	86	
123	A	UNI	44	89	
123	H	UNI	44	58	
128	A	Ball St.	70	76	
132	A	UT Martin	74	84	
158	A	Southern Ill.	63	58	
158	H	Southern Ill.	53	62	
174	A	Indiana St.	52	67	
174	H	Indiana St.	53	71	
215	A	IUPUI	50	62	
259	H	Austin Peay	72	68	
278	H	Miami (OH)	51	41	
297	A	Loyola Chicago	58	70	
297	H	Loyola Chicago	63	38	
314	A	IPFW	59	77	
325	A	Bradley	50	56	
325	H	Bradley	86	46	
326	A	Illinois St.	62	50	
326	H	Illinois St.	69	52	
326	N	Illinois St.	55	51	
329	A	Murray St.	93	83	
Team's RPI: 243					
LAST 12 Division I GAMES:					
90	N	Drake	84	79	
326	N	Illinois St.	55	51	
114	H	Missouri St.	71	86	
40	H	Wichita St.	63	77	
174	H	Indiana St.	53	71	
123	A	UNI	44	89	
90	A	Drake	69	78	
326	H	Illinois St.	69	52	
158	H	Southern Ill.	53	62	
325	A	Bradley	50	56	
297	A	Loyola Chicago	58	70	
174	A	Indiana St.	52	67	

Non-Div I Games:	Oakland City	81	40
------------------	--------------	----	----

Evansville

■ Loss, ■ Non-Conf, S Site, H Home A Away N Neutral

FGCU				STRENGTH OF SCHEDULE	OPP. STRENGTH OF SCHEDULE	TEAM RPI	ADJ. RPI	CONF. RPI	ADJ CONF. RPI
Average RPI Win:	163	WON-LOST RECORD	WINNING PCT. RANK						
Average RPI Loss:	89		LAST 10 GAMES						
DIV. I ONLY	28- 2	6	10- 0	74	108	15	15	11	11
DIV. I NON-CONF.	12- 2	26	0- 0	40	62	10	10	12	12
TOTALS	RPI 1-25	RPI 26-50	W-L RECORDS	RPI 51-100	RPI 101-150	RPI 150+			
28- 2	2- 0	2- 1	OVERALL	4- 0	4- 1	16- 0			
14- 0	1- 0	0- 0	HOME	2- 0	2- 0	9- 0			
10- 1	0- 0	1- 0	AWAY	1- 0	2- 1	6- 0			
4- 1	1- 0	1- 1	NEUTRAL	1- 0	0- 0	1- 0			
12- 2	2- 0	2- 1	NON-CONFERENCE	2- 0	2- 1	4- 0			
5- 0	1- 0	0- 0	HOME	1- 0	1- 0	2- 0			
3- 1	0- 0	1- 0	AWAY	0- 0	1- 1	1- 0			
4- 1	1- 0	1- 1	NEUTRAL	1- 0	0- 0	1- 0			
16- 0	0- 0	0- 0	CONFERENCE	2- 0	2- 0	12- 0			
9- 0	0- 0	0- 0	HOME	1- 0	1- 0	7- 0			
7- 0	0- 0	0- 0	AWAY	1- 0	1- 0	5- 0			
0- 0	0- 0	0- 0	NEUTRAL	0- 0	0- 0	0- 0			

RPI 1-25				Team's RPI: 15		RPI 26-50				RPI 51-100				RPI 101+					
RPI	S	Opponent	Score		RPI	S	Opponent	Score		RPI	S	Opponent	Score		RPI	S	Opponent	Score	
11	H	George Washington	88	75	28	N	Ohio St.	83	90	54	A	Stetson	61	39	118	A	Harvard	68	58
25	N	Quinnipiac	71	65	40	N	Wichita St.	56	39	54	H	Stetson	57	55	119	H	Northern Colo.	69	56
					45	A	Arkansas St.	74	68	80	H	Southern Miss.	78	62	136	A	Northern Ky.	67	46
										81	N	CSUN	73	64	136	H	Northern Ky.	75	47
															150	A	Auburn	69	72
															163	A	Kennesaw St.	71	60
															163	H	Kennesaw St.	61	47
															201	A	Jacksonville	60	37
															201	H	Jacksonville	78	47
															201	H	Jacksonville	62	42
															203	N	Clemson	86	61
															220	A	USC Upstate	75	59
															220	H	USC Upstate	79	61
															239	A	North Florida	56	24
															239	H	North Florida	74	35
															239	H	North Florida	75	42
															253	A	Lipscomb	71	49
															253	H	Lipscomb	69	43
															261	A	Bethune-Cookman	91	46
															269	H	Providence	68	58
															335	H	FIU	97	49
LAST 12 Division I GAMES:																			
201	H	Jacksonville	62	42	253	H	Lipscomb	69	43										
239	H	North Florida	74	35	136	H	Northern Ky.	75	47										
201	H	Jacksonville	78	47	54	A	Stetson	61	39										
239	A	North Florida	56	24	136	A	Northern Ky.	67	46										
220	A	USC Upstate	75	59	253	A	Lipscomb	71	49										
163	A	Kennesaw St.	71	60	163	H	Kennesaw St.	61	47										

Non-Div I Games: Ave Maria 102 54

FGCU

■ Loss,
 ■ Non-Conf, S Site,
 ■ Home
 ■ Away
 N Neutral

Average RPI Win:	294	WON-LOST	WINNING	LAST 10	STRENGTH OF	OPP. STRENGTH	TEAM	ADJ.	CONF.	ADJ CONF.
Average RPI Loss:	167	RECORD	PCT. RANK	GAMES	SCHEDULE	OF SCHEDULE	RPI	RPI	RPI	RPI
DIV. I ONLY	3- 26	342	0- 10	223	183	335	335	17	17	
DIV. I NON-CONF.	3- 8	263	0- 0	324	228	335	335	18	18	
TOTALS	RPI 1-25	RPI 26-50	W-L RECORDS	RPI 51-100	RPI 101-150	RPI 150+				
3- 26	0- 1	0- 2	OVERALL	0- 3	0- 5	3- 15				
2- 14	0- 0	0- 1	HOME	0- 2	0- 5	2- 6				
0- 11	0- 1	0- 1	AWAY	0- 1	0- 0	0- 8				
1- 1	0- 0	0- 0	NEUTRAL	0- 0	0- 0	1- 1				
3- 8	0- 1	0- 0	NON-CONFERENCE	0- 0	0- 3	3- 4				
2- 5	0- 0	0- 0	HOME	0- 0	0- 3	2- 2				
0- 2	0- 1	0- 0	AWAY	0- 0	0- 0	0- 1				
1- 1	0- 0	0- 0	NEUTRAL	0- 0	0- 0	1- 1				
0- 18	0- 0	0- 2	CONFERENCE	0- 3	0- 2	0- 11				
0- 9	0- 0	0- 1	HOME	0- 2	0- 2	0- 4				
0- 9	0- 0	0- 1	AWAY	0- 1	0- 0	0- 7				
0- 0	0- 0	0- 0	NEUTRAL	0- 0	0- 0	0- 0				

RPI 1-25				RPI 26-50				RPI 51-100				RPI 101+				Team's RPI: 335	
RPI	S	Opponent	Score	RPI	S	Opponent	Score	RPI	S	Opponent	Score	RPI	S	Opponent	Score		
15	A	FGCU	49 97	27	A	Western Ky.	42 81	66	A	Middle Tenn.	30 79	108	H	Cleveland St.	65 73		
				27	H	Western Ky.	47 88	66	H	Middle Tenn.	60 75	110	H	Virginia	61 74		
								80	H	Southern Miss.	65 78	121	H	Old Dominion	67 80		
												122	H	Louisiana Tech	56 79		
												150	H	Auburn	44 81		
												155	H	Charlotte	62 81		
												183	A	UTSA	56 74		
												190	A	Marshall	61 67		
												190	H	Marshall	50 74		
												193	A	UAB	56 72		
												193	H	UAB	45 68		
												201	A	Jacksonville	64 76		
												214	H	Arizona	58 65		
												223	A	Fla. Atlantic	63 77		
												223	H	Fla. Atlantic	63 79		
												245	A	UTEP	56 72		
												270	A	Rice	59 80		
												274	H	UCF	66 57		
												293	H	Bowling Green	68 55		
												301	N	Western Caro.	69 83		
												315	N	Wofford	83 75		
												331	A	North Texas	61 77		
												334	H	Tennessee Tech	56 73		
LAST 12 Division I GAMES:																	
193	A	UAB	56 72	122	H	Louisiana Tech	56 79										
66	A	Middle Tenn.	30 79	80	H	Southern Miss.	65 78										
27	H	Western Ky.	47 88	245	A	UTEP	56 72										
190	H	Marshall	50 74	183	A	UTSA	56 74										
331	A	North Texas	61 77	155	H	Charlotte	62 81										
270	A	Rice	59 80	121	H	Old Dominion	67 80										

Non-Div I Games:

FIU

■ Loss,
 ■ Non-Conf,
 S Site,
 ■ Home
 ■ Away
 N Neutral

Fairfield

Through Games Of March 13, 2015

Average RPI Win:	246	WON-LOST	WINNING	LAST 10	STRENGTH OF	OPP. STRENGTH	TEAM	ADJ.	CONF.	ADJ CONF.
Average RPI Loss:	126	RECORD	PCT. RANK	GAMES	SCHEDULE	OF SCHEDULE	RPI	RPI	RPI	RPI
DIV. I ONLY	15- 16	182	6- 4	175	233	178	178	24	24	
DIV. I NON-CONF.	1- 8	322	0- 0	51	73	262	262	24	24	
TOTALS	RPI 1-25	RPI 26-50	W-L RECORDS	RPI 51-100	RPI 101-150	RPI 150+				
15- 16	0- 2	0- 1	OVERALL	0- 4	2- 3	13- 6				
7- 5	0- 1	0- 0	HOME	0- 0	1- 2	6- 2				
7- 8	0- 1	0- 1	AWAY	0- 3	1- 0	6- 3				
1- 3	0- 0	0- 0	NEUTRAL	0- 1	0- 1	1- 1				
1- 8	0- 0	0- 1	NON-CONFERENCE	0- 4	1- 1	0- 2				
1- 1	0- 0	0- 0	HOME	0- 0	1- 1	0- 0				
0- 5	0- 0	0- 1	AWAY	0- 3	0- 0	0- 1				
0- 2	0- 0	0- 0	NEUTRAL	0- 1	0- 0	0- 1				
14- 8	0- 2	0- 0	CONFERENCE	0- 0	1- 2	13- 4				
6- 4	0- 1	0- 0	HOME	0- 0	0- 1	6- 2				
7- 3	0- 1	0- 0	AWAY	0- 0	1- 0	6- 2				
1- 1	0- 0	0- 0	NEUTRAL	0- 0	0- 1	1- 0				

RPI 1-25				RPI 26-50				RPI 51-100				RPI 101+				Team's RPI: 178	
RPI	S	Opponent	Score	RPI	S	Opponent	Score	RPI	S	Opponent	Score	RPI	S	Opponent	Score		
25	A	Quinnipiac	43 83	38	A	Seton Hall	47 79	57	A	Iowa St.	63 76	117	A	Marist	56 55		
25	H	Quinnipiac	66 67					68	N	East Carolina	68 83	117	H	Marist	50 56		
								75	A	West Virginia	53 67	117	N	Marist	50 67		
								97	A	Hofstra	53 66	130	H	Cornell	47 58		
												146	H	Butler	81 77		
												168	A	Siena	60 55		
												168	H	Siena	47 54		
												185	A	La Salle	59 73		
												190	N	Marshall	55 68		
												198	A	Iona	74 62		
												198	H	Iona	77 66		
												240	A	Niagara	56 66		
												240	H	Niagara	64 66		
												240	N	Niagara	65 57		
												242	A	Monmouth	33 59		
												242	H	Monmouth	54 52		
												262	A	Canisius	63 54		
												262	H	Canisius	61 58		
												277	A	Rider	59 47		
												277	H	Rider	43 40		
												322	A	Manhattan	72 54		
												322	H	Manhattan	43 26		
												327	A	Saint Peter's	57 47		
												327	H	Saint Peter's	57 46		
LAST 12 Division I GAMES:																	
				117	N	Marist	50 67					262	H	Canisius	61 58		
				240	N	Niagara	65 57					322	H	Manhattan	43 26		
				322	A	Manhattan	72 54					240	A	Niagara	56 66		
				198	A	Iona	74 62					262	A	Canisius	63 54		
				117	H	Marist	50 56					242	H	Monmouth	54 52		
				168	H	Siena	47 54					198	H	Iona	77 66		

Non-Div I Games:

Fairfield

■ Loss,
 ■ Non-Conf,
 ■ S Site,
 ■ Home
 ■ A Away
 N Neutral

Average RPI Win:	282	WON-LOST	WINNING	LAST 10	STRENGTH OF	OPP. STRENGTH	TEAM	ADJ.	CONF.	ADJ CONF.
Average RPI Loss:	214	RECORD	PCT. RANK	GAMES	SCHEDULE	OF SCHEDULE	RPI	RPI	RPI	RPI
DIV. I ONLY	10- 20	262	4- 6	323	315	302	302	29	29	
DIV. I NON-CONF.	3- 8	263	0- 0	307	299	304	304	28	28	
TOTALS	RPI 1-25	RPI 26-50	W-L RECORDS	RPI 51-100	RPI 101-150	RPI 150+				
10- 20	0- 0	0- 0	OVERALL	1- 1	0- 0	9- 19				
5- 8	0- 0	0- 0	HOME	1- 1	0- 0	4- 7				
5- 12	0- 0	0- 0	AWAY	0- 0	0- 0	5- 12				
0- 0	0- 0	0- 0	NEUTRAL	0- 0	0- 0	0- 0				
3- 8	0- 0	0- 0	NON-CONFERENCE	1- 1	0- 0	2- 7				
1- 3	0- 0	0- 0	HOME	1- 1	0- 0	0- 2				
2- 5	0- 0	0- 0	AWAY	0- 0	0- 0	2- 5				
0- 0	0- 0	0- 0	NEUTRAL	0- 0	0- 0	0- 0				
7- 12	0- 0	0- 0	CONFERENCE	0- 0	0- 0	7- 12				
4- 5	0- 0	0- 0	HOME	0- 0	0- 0	4- 5				
3- 7	0- 0	0- 0	AWAY	0- 0	0- 0	3- 7				
0- 0	0- 0	0- 0	NEUTRAL	0- 0	0- 0	0- 0				

RPI S	Opponent	Score	RPI S	Opponent	Score	RPI S	Opponent	Score	RPI S	Opponent	Score	Team's RPI: 302
						75	H West Virginia	52 80	156	A Bryant	77 82	
						99	H Army	56 48	156	H Bryant	61 63	
									161	H Bucknell	60 61	
									165	A Central Conn. St.	53 82	
									165	H Central Conn. St.	56 77	
									168	A Siena	63 72	
									181	A Robert Morris	58 71	
									181	A Robert Morris	61 89	
									181	H Robert Morris	68 69	
									218	A UMass Lowell	67 78	
									219	A Sacred Heart	65 66	
									219	H Sacred Heart	84 75	
									232	A Brown	74 79	
									242	A Monmouth	66 71	
									249	A St. Francis Brooklyn	60 57	
									249	H St. Francis Brooklyn	61 72	
									290	A Columbia	55 72	
									294	H NJIT	64 68	
									311	A LIU Brooklyn	71 81	
									311	H LIU Brooklyn	75 79	
									319	A Mt. St. Mary's	54 52	
									319	H Mt. St. Mary's	78 56	
									320	A Saint Francis (PA)	78 65	
									320	H Saint Francis (PA)	78 63	
									322	A Manhattan	73 54	
									323	A Wagner	75 82	
LAST 12 Division I GAMES:												
			181	A Robert Morris	61 89		156	H Bryant	61 63			
			219	H Sacred Heart	84 75		323	A Wagner	75 82			
			165	H Central Conn. St.	56 77		320	H Saint Francis (PA)	78 63			
			219	A Sacred Heart	65 66		181	H Robert Morris	68 69			
			249	A St. Francis Brooklyn	60 57		181	A Robert Morris	58 71			
			319	A Mt. St. Mary's	54 52		320	A Saint Francis (PA)	78 65			

Non-Div I Games:

Fairleigh Dickinson

■ Loss,
 ■ Non-Conf,
 ■ S Site,
 ■ H Home
 ■ A Away
 N Neutral

RPI	S	Opponent	Score	
323	H	Wagner	72	70
327	A	Saint Peter's	76	59

F
a
i
r
l
e
i
g
h
D
i
c
k
i
n
s
o
n

F
a
i
r
l
e
i
g
h
D
i
c
k
i
n
s
o
n

Fairleigh Dickinson

Fla. Atlantic

Through Games Of March 13, 2015

Average RPI Win:	238	WON-LOST	WINNING	LAST 10	STRENGTH OF	OPP. STRENGTH	TEAM	ADJ.	CONF.	ADJ CONF.
Average RPI Loss:	142	RECORD	PCT. RANK	GAMES	SCHEDULE	OF SCHEDULE	RPI	RPI	RPI	RPI
DIV. I ONLY	12- 17	234	2- 8	162	244	223	223	17	17	
DIV. I NON-CONF.	5- 5	158	0- 0	178	331	194	194	18	18	
TOTALS	RPI 1-25	RPI 26-50	W-L RECORDS	RPI 51-100	RPI 101-150	RPI 150+				
12- 17	0- 0	0- 2	OVERALL	0- 4	1- 5	11- 6				
8- 6	0- 0	0- 1	HOME	0- 2	1- 2	7- 1				
4- 9	0- 0	0- 0	AWAY	0- 0	0- 0	4- 1				
0- 2	0- 0	0- 0	NEUTRAL	0- 0	0- 2	0- 0				
5- 5	0- 0	0- 0	NON-CONFERENCE	0- 1	1- 2	4- 2				
4- 1	0- 0	0- 0	HOME	0- 0	1- 0	3- 1				
1- 3	0- 0	0- 0	AWAY	0- 1	0- 1	1- 1				
0- 1	0- 0	0- 0	NEUTRAL	0- 0	0- 1	0- 0				
7- 12	0- 0	0- 2	CONFERENCE	0- 3	0- 3	7- 4				
4- 5	0- 0	0- 1	HOME	0- 2	0- 2	4- 0				
3- 6	0- 0	0- 1	AWAY	0- 1	0- 0	3- 4				
0- 1	0- 0	0- 0	NEUTRAL	0- 0	0- 1	0- 0				

RPI S	Opponent	Score	RPI S	Opponent	Score	RPI S	Opponent	Score	RPI S	Opponent	Score	Team's RPI: 223
27	A Western Ky.	43 80	27	H Western Ky.	74 85	66	A Middle Tenn.	60 73	108	H Cleveland St.	79 74	
						66	H Middle Tenn.	69 101	111	A Long Beach St.	60 85	
						80	H Southern Miss.	65 67	121	H Old Dominion	44 72	
						84	A Colorado St.	46 59	122	H Louisiana Tech	68 73	
									122	N Louisiana Tech	74 84	
									131	N New Mexico St.	44 57	
									155	H Charlotte	71 68	
									183	A UTSA	45 68	
									190	A Marshall	59 66	
									190	H Marshall	83 73	
									193	A UAB	56 59	
									193	H UAB	66 56	
									226	H UNCW	84 80	
									233	H Western Ill.	90 88	
									245	A UTEP	68 63	
									261	A Bethune-Cookman	88 68	
									270	A Rice	82 70	
									274	A UCF	74 94	
									294	H NJIT	57 65	
									308	H Northeastern	81 74	
									331	A North Texas	55 74	
									335	A FIU	79 63	
									335	H FIU	77 63	
LAST 12 Division I GAMES:												
122	N Louisiana Tech	74 84	331	A North Texas	55 74							
66	A Middle Tenn.	60 73	80	H Southern Miss.	65 67							
193	A UAB	56 59	122	H Louisiana Tech	68 73							
190	H Marshall	83 73	183	A UTSA	45 68							
27	H Western Ky.	74 85	245	A UTEP	68 63							
270	A Rice	82 70	121	H Old Dominion	44 72							

Non-Div I Games: Webber Int'l 111 76

Fla. Atlantic

Loss, Non-Conf, S Site, H Home A Away N Neutral

Average RPI Win:	187	WON-LOST	WINNING	LAST 10	STRENGTH OF	OPP. STRENGTH	TEAM	ADJ.	CONF.	ADJ CONF.
Average RPI Loss:	73	RECORD	PCT. RANK	GAMES	SCHEDULE	OF SCHEDULE	RPI	RPI	RPI	RPI
DIV. I ONLY	13- 17	219	3- 7	80	54	160	160	2	2	
DIV. I NON-CONF.	8- 5	123	0- 0	264	207	191	191	4	4	
TOTALS	RPI 1-25	RPI 26-50	W-L RECORDS	RPI 51-100	RPI 101-150	RPI 150+				
13- 17	0- 4	1- 2	OVERALL	3- 4	1- 6	8- 1				
8- 9	0- 2	1- 0	HOME	1- 3	0- 3	6- 1				
5- 7	0- 2	0- 2	AWAY	2- 1	1- 2	2- 0				
0- 1	0- 0	0- 0	NEUTRAL	0- 0	0- 1	0- 0				
8- 5	0- 1	0- 0	NON-CONFERENCE	1- 1	0- 2	7- 1				
7- 2	0- 0	0- 0	HOME	1- 0	0- 1	6- 1				
1- 3	0- 1	0- 0	AWAY	0- 1	0- 1	1- 0				
0- 0	0- 0	0- 0	NEUTRAL	0- 0	0- 0	0- 0				
5- 12	0- 3	1- 2	CONFERENCE	2- 3	1- 4	1- 0				
1- 7	0- 2	1- 0	HOME	0- 3	0- 2	0- 0				
4- 4	0- 1	0- 2	AWAY	2- 0	1- 1	1- 0				
0- 1	0- 0	0- 0	NEUTRAL	0- 0	0- 1	0- 0				

RPI 1-25				RPI 26-50				RPI 51-100				RPI 101+ Team's RPI: 160			
RPI	S	Opponent	Score	RPI	S	Opponent	Score	RPI	S	Opponent	Score	RPI	S	Opponent	Score
2	H	Tennessee	56 64	29	A	Mississippi St.	62 75	54	H	Stetson	59 54	103	H	Ole Miss	57 64
3	H	South Carolina	42 77	32	A	Texas A&M	46 66	58	H	LSU	65 68	104	A	Missouri	47 66
8	A	Kentucky	56 62	42	H	Arkansas	72 58	59	A	Georgia	51 48	104	H	Missouri	52 68
10	A	Florida St.	51 77					59	H	Georgia	45 52	129	H	Eastern Wash.	56 67
								62	A	Vanderbilt	67 58	141	A	Savannah St.	58 68
								62	H	Vanderbilt	75 76	150	A	Auburn	63 50
								85	A	St. John's (NY)	66 72	150	N	Auburn	49 71
												162	H	Wisconsin	48 51
												200	H	Virginia Tech	73 44
												201	H	Jacksonville	84 73
												202	A	Alabama	53 49
												224	H	Southern U.	78 49
												239	H	North Florida	63 51
												300	A	Georgetown	81 73
												344	H	Longwood	91 46
												348	H	Charleston So.	92 64
LAST 12 Division I GAMES:															
150	N	Auburn	49 71	59	A	Georgia	51 48	2	H	Tennessee	56 64				
59	H	Georgia	45 52	62	A	Vanderbilt	67 58	104	H	Missouri	52 68				
202	A	Alabama	53 49	42	H	Arkansas	72 58	3	H	South Carolina	42 77				
32	A	Texas A&M	46 66												
62	H	Vanderbilt	75 76												
29	A	Mississippi St.	62 75												

Non-Div I Games:

Florida

■ Loss,
■ Non-Conf,
■ S Site,
■ Home
■ A Away
N Neutral

Average RPI Win:	317	WON-LOST	WINNING	LAST 10	STRENGTH OF	OPP. STRENGTH	TEAM	ADJ.	CONF.	ADJ CONF.
Average RPI Loss:	218	RECORD	PCT. RANK	GAMES	SCHEDULE	OF SCHEDULE	RPI	RPI	RPI	RPI
DIV. I ONLY	7- 21	296	2- 8	341	326	338	338	31	31	
DIV. I NON-CONF.	2- 9	297	0- 0	306	298	326	326	29	29	
TOTALS	RPI 1-25	RPI 26-50	W-L RECORDS	RPI 51-100	RPI 101-150	RPI 150+				
7- 21	0- 0	0- 0	OVERALL	0- 1	0- 4	7- 16				
3- 7	0- 0	0- 0	HOME	0- 0	0- 3	3- 4				
2- 13	0- 0	0- 0	AWAY	0- 1	0- 1	2- 11				
2- 1	0- 0	0- 0	NEUTRAL	0- 0	0- 0	2- 1				
2- 9	0- 0	0- 0	NON-CONFERENCE	0- 1	0- 1	2- 7				
0- 2	0- 0	0- 0	HOME	0- 0	0- 1	0- 1				
0- 7	0- 0	0- 0	AWAY	0- 1	0- 0	0- 6				
2- 0	0- 0	0- 0	NEUTRAL	0- 0	0- 0	2- 0				
5- 12	0- 0	0- 0	CONFERENCE	0- 0	0- 3	5- 9				
3- 5	0- 0	0- 0	HOME	0- 0	0- 2	3- 3				
2- 6	0- 0	0- 0	AWAY	0- 0	0- 1	2- 5				
0- 1	0- 0	0- 0	NEUTRAL	0- 0	0- 0	0- 1				

RPI S	Opponent	Score	RPI S	Opponent	Score	RPI S	Opponent	Score	RPI S	Opponent	Score	Team's RPI: 338
						65	A Miami (FL)	47 83	113	H Troy	59 65	
									115	H Hampton	52 80	
									141	A Savannah St.	55 77	
									141	H Savannah St.	51 72	
									163	A Kennesaw St.	58 79	
									176	A N.C. A&T	42 78	
									176	H N.C. A&T	48 67	
									194	A Mercer	47 61	
									202	A Alabama	44 60	
									224	A Southern U.	69 80	
									255	A SMU	46 77	
									261	A Bethune-Cookman	64 76	
									261	H Bethune-Cookman	57 70	
									261	N Bethune-Cookman	41 53	
									266	H Alabama St.	49 64	
									271	H Norfolk St.	50 68	
									283	A South Carolina St.	55 50	
									291	A Morgan St.	50 57	
									295	N Sam Houston St.	69 67	
									306	H UMES	64 54	
									310	N UNC Greensboro	70 64	
									332	A Southeastern La.	67 69	
									337	A Coppin St.	65 70	
									339	A N.C. Central	48 59	
									339	H N.C. Central	65 58	
									341	H Howard	65 51	
LAST 12 Division I GAMES:												
			261	N Bethune-Cookman	41 53		176	H N.C. A&T	48 67			
			141	H Savannah St.	51 72		347	A Delaware St.	78 63			
			176	A N.C. A&T	42 78		339	A N.C. Central	48 59			
			141	A Savannah St.	55 77		261	H Bethune-Cookman	57 70			
			261	A Bethune-Cookman	64 76		306	H UMES	64 54			
			339	H N.C. Central	65 58		341	H Howard	65 51			

Non-Div I Games: Webber Int'l 52 41

Florida A&M

■ Loss,
 ■ Non-Conf,
 ■ S Site,
 ■ Home
 ■ Away
 N Neutral

RPI	S	Opponent	Score
347	A	Delaware St.	78 63

Florida A&M

Through Games Of March 10, 1918										
Average RPI Win:	136	WON-LOST	WINNING	LAST 10	STRENGTH OF	OPP. STRENGTH	TEAM	ADJ.	CONF.	ADJ CONF.
Average RPI Loss:	13	RECORD	PCT. RANK	GAMES	SCHEDULE	OF SCHEDULE	RPI	RPI	RPI	RPI
DIV. I ONLY	29- 4	12	8- 2	42	24	10	10	3	3	
DIV. I NON-CONF.	13- 1	4	0- 0	169	119	33	33	3	3	
<hr/>										
TOTALS	RPI 1-25		RPI 26-50	W-L RECORDS		RPI 51-100	RPI 101-150		RPI 150+	
29- 4	3- 3		2- 1	OVERALL		5- 0	7- 0		12- 0	
14- 0	2- 0		2- 0	HOME		2- 0	1- 0		7- 0	
9- 2	0- 2		0- 0	AWAY		3- 0	4- 0		2- 0	
6- 2	1- 1		0- 1	NEUTRAL		0- 0	2- 0		3- 0	
13- 1	0- 0		0- 1	NON-CONFERENCE		1- 0	5- 0		7- 0	
6- 0	0- 0		0- 0	HOME		0- 0	1- 0		5- 0	
3- 0	0- 0		0- 0	AWAY		1- 0	2- 0		0- 0	
4- 1	0- 0		0- 1	NEUTRAL		0- 0	2- 0		2- 0	
16- 3	3- 3		2- 0	CONFERENCE		4- 0	2- 0		5- 0	
8- 0	2- 0		2- 0	HOME		2- 0	0- 0		2- 0	
6- 2	0- 2		0- 0	AWAY		2- 0	2- 0		2- 0	
2- 1	1- 1		0- 0	NEUTRAL		0- 0	0- 0		1- 0	

RPI	S	Opponent	Score	RPI	S	Opponent	Score	RPI	S	Opponent	Score	RPI	S	Opponent	Score
1	A	Notre Dame	68 74	33	N	Washington	68 80	52	A	Tulane	65 54	110	A	Virginia	65 56
1	N	Notre Dame	58 71	35	H	Syracuse	62 52	65	A	Miami (FL)	69 55	120	A	Boston College	86 68
7	H	Louisville	68 63	41	H	Pittsburgh	58 43	65	H	Miami (FL)	80 60	133	A	Purdue	67 64
7	N	Louisville	66 51					82	H	North Carolina St.	72 52	141	H	Savannah St.	97 51
14	H	Duke	74 58					86	A	Georgia Tech	82 62	143	A	Temple	66 62
16	A	North Carolina	63 71									144	N	Hartford	69 59
												148	N	Furman	94 63
												160	H	Florida	77 51
												186	H	Wake Forest	110 80
												193	H	UAB	92 62
												197	N	Massachusetts	73 47
												200	A	Virginia Tech	59 44
												200	N	Virginia Tech	82 43
												201	H	Jacksonville	73 46
												203	A	Clemson	82 52
												203	H	Clemson	81 38
												239	H	North Florida	79 58
												261	H	Bethune-Cookman	103 34
												303	N	Eastern Ill.	91 55
LAST 12 Division I GAMES:															
		1 N Notre Dame	58 71			203 H Clemson	81 38								
		7 N Louisville	66 51			110 A Virginia	65 56								
		200 N Virginia Tech	82 43			16 A North Carolina	63 71								
		65 A Miami (FL)	69 55			65 H Miami (FL)	80 60								
		82 H North Carolina St.	72 52			35 H Syracuse	62 52								
		120 A Boston College	86 68			86 A Georgia Tech	82 62								

Non-Div I Games:

Florida St.

■ Loss,
 ■ Non-Conf,
 ■ S Site,
 ■ H Home
 ■ A Away
 N Neutral

Average RPI Win:	184	WON-LOST	WINNING	LAST 10	STRENGTH OF	OPP. STRENGTH	TEAM	ADJ.	CONF.	ADJ CONF.
Average RPI Loss:	67	RECORD	PCT. RANK	GAMES	SCHEDULE	OF SCHEDULE	RPI	RPI	RPI	RPI
DIV. I ONLY	20- 11	85	5- 5	65	95	72	72	6	6	
DIV. I NON-CONF.	8- 5	123	0- 0	86	221	102	102	6	6	
TOTALS	RPI 1-25	RPI 26-50	W-L RECORDS	RPI 51-100	RPI 101-150	RPI 150+				
20- 11	0- 4	0- 3	OVERALL	5- 1	3- 1	12- 2				
10- 5	0- 2	0- 2	HOME	3- 0	2- 0	5- 1				
8- 4	0- 0	0- 0	AWAY	1- 0	1- 0	6- 0				
2- 2	0- 1	0- 0	NEUTRAL	1- 1	0- 0	1- 0				
8- 5	0- 1	0- 2	NON-CONFERENCE	1- 1	2- 0	5- 1				
4- 3	0- 1	0- 1	HOME	1- 0	1- 0	2- 1				
3- 1	0- 0	0- 1	AWAY	0- 0	1- 0	2- 0				
1- 1	0- 0	0- 0	NEUTRAL	0- 1	0- 0	1- 0				
12- 6	0- 3	0- 1	CONFERENCE	4- 0	1- 1	7- 1				
6- 2	0- 1	0- 1	HOME	2- 0	1- 0	3- 0				
5- 3	0- 1	0- 0	AWAY	1- 0	0- 1	4- 1				
1- 1	0- 1	0- 0	NEUTRAL	1- 0	0- 0	0- 0				

RPI 1-25				RPI 26-50				RPI 51-100 Team's RPI: 72				RPI 101+			
RPI	S	Opponent	Score	RPI	S	Opponent	Score	RPI	S	Opponent	Score	RPI	S	Opponent	Score
11	A	George Washington	65 83	35	A	Syracuse	42 59	87	A	Saint Joseph's	48 47	134	A	Rhode Island	56 71
11	N	George Washington	60 72	38	H	Seton Hall	43 56	87	H	Saint Joseph's	57 47	141	H	Savannah St.	63 53
12	H	Princeton	53 67	48	H	Duquesne	46 56	90	N	Drake	56 62	142	H	VCU	60 51
13	H	Dayton	45 59					92	H	Richmond	65 64	143	A	Temple	71 64
								92	N	Richmond	46 45	152	A	Saint Louis	50 54
								97	H	Hofstra	60 46	165	A	Central Conn. St.	72 36
												167	A	St. Bonaventure	72 62
												167	H	St. Bonaventure	54 51
												177	A	Delaware	49 44
												185	A	La Salle	70 59
												197	H	Massachusetts	65 42
												198	H	Iona	51 72
												235	A	George Mason	79 55
												263	A	Davidson	66 45
												263	H	Davidson	54 46
												319	H	Mt. St. Mary's	61 37
												322	H	Manhattan	70 41
												340	N	Incarinate Word	74 42
LAST 12 Division I GAMES:															
11	N	George Washington	60 72	134	A	Rhode Island	56 71								
92	N	Richmond	46 45	87	A	Saint Joseph's	48 47								
263	H	Davidson	54 46	167	H	St. Bonaventure	54 51								
235	A	George Mason	79 55	48	H	Duquesne	46 56								
11	A	George Washington	65 83	263	A	Davidson	66 45								
13	H	Dayton	45 59	152	A	Saint Louis	50 54								

Non-Div I Games:

Fordham

Average RPI Win:	195	WON-LOST	WINNING	LAST 10	STRENGTH OF	OPP. STRENGTH	TEAM	ADJ.	CONF.	ADJ CONF.
Average RPI Loss:	122	RECORD	PCT. RANK	GAMES	SCHEDULE	OF SCHEDULE	RPI	RPI	RPI	RPI
DIV. I ONLY	20- 9	65	5- 5	94	204	55	55	22	22	
DIV. I NON-CONF.	6- 3	92	0- 0	13	131	24	24	20	20	
TOTALS	RPI 1-25	RPI 26-50	W-L RECORDS	RPI 51-100	RPI 101-150	RPI 150+				
20- 9	0- 1	0- 0	OVERALL	4- 4	2- 2	14- 2				
12- 1	0- 0	0- 0	HOME	3- 0	2- 0	7- 1				
7- 7	0- 1	0- 0	AWAY	1- 3	0- 2	6- 1				
1- 1	0- 0	0- 0	NEUTRAL	0- 1	0- 0	1- 0				
6- 3	0- 1	0- 0	NON-CONFERENCE	2- 1	1- 1	3- 0				
4- 0	0- 0	0- 0	HOME	1- 0	1- 0	2- 0				
2- 3	0- 1	0- 0	AWAY	1- 1	0- 1	1- 0				
0- 0	0- 0	0- 0	NEUTRAL	0- 0	0- 0	0- 0				
14- 6	0- 0	0- 0	CONFERENCE	2- 3	1- 1	11- 2				
8- 1	0- 0	0- 0	HOME	2- 0	1- 0	5- 1				
5- 4	0- 0	0- 0	AWAY	0- 2	0- 1	5- 1				
1- 1	0- 0	0- 0	NEUTRAL	0- 1	0- 0	1- 0				

RPI S	Opponent	Score	RPI S	Opponent	Score	RPI S	Opponent	Score	RPI S	Opponent	Score
11	A George Washington	64 73				56	A San Diego	93 88	112	A Boise St.	66 75
						60	H St. Mary's (CA)	60 56	112	H Boise St.	55 52
						84	A Colorado St.	56 70	140	A Bakersfield	60 80
						84	H Colorado St.	53 49	145	H UC Riverside	73 61
						96	A New Mexico	60 63	159	H Cal Poly	67 56
						96	H New Mexico	71 65	180	A Oregon	68 59
						96	N New Mexico	53 64	211	H Cal St. Fullerton	57 52
						98	A Southern California	50 68	213	A Wyoming	66 65
									213	H Wyoming	67 50
									213	N Wyoming	74 66
									228	A San Diego St.	56 44
									228	H San Diego St.	57 50
									229	A San Jose St.	51 56
									229	H San Jose St.	58 46
									234	H UNLV	70 73
									279	A Utah St.	70 64
									279	H Utah St.	64 55
									287	A Nevada	62 44
									287	H Nevada	65 43
									345	A Air Force	61 41
LAST 12 Division I GAMES:											
			96	N New Mexico	53 64	279	H Utah St.	64 55			
			213	N Wyoming	74 66	84	A Colorado St.	56 70			
			112	H Boise St.	55 52	112	A Boise St.	66 75			
			345	A Air Force	61 41	234	H UNLV	70 73			
			96	A New Mexico	60 63	229	A San Jose St.	51 56			
			213	H Wyoming	67 50	84	H Colorado St.	53 49			

Non-Div I Games: Cal St. Stanislaus 65 36 Bethesda Christian 81 63

Fresno St.

■ Loss,
■ Non-Conf,
■ S Site,
■ Home
■ A Away
N Neutral

Furman

Through Games Of March 13, 2015

Average RPI Win:	253	WON-LOST	WINNING	LAST 10	STRENGTH OF	OPP. STRENGTH	TEAM	ADJ.	CONF.	ADJ CONF.
Average RPI Loss:	106	RECORD	PCT. RANK	GAMES	SCHEDULE	OF SCHEDULE	RPI	RPI	RPI	RPI
DIV. I ONLY	17- 13	122	6- 4	186	198	148	148	20	20	
DIV. I NON-CONF.	9- 5	102	0- 0	201	146	112	112	22	22	
TOTALS	RPI 1-25	RPI 26-50	W-L RECORDS	RPI 51-100	RPI 101-150	RPI 150+				
17- 13	0- 4	0- 1	OVERALL	0- 1	1- 3	16- 4				
10- 3	0- 1	0- 0	HOME	0- 0	0- 1	10- 1				
5- 7	0- 1	0- 0	AWAY	0- 1	0- 2	5- 3				
2- 3	0- 2	0- 1	NEUTRAL	0- 0	1- 0	1- 0				
9- 5	0- 1	0- 1	NON-CONFERENCE	0- 1	1- 1	8- 1				
6- 0	0- 0	0- 0	HOME	0- 0	0- 0	6- 0				
2- 3	0- 0	0- 0	AWAY	0- 1	0- 1	2- 1				
1- 2	0- 1	0- 1	NEUTRAL	0- 0	1- 0	0- 0				
8- 8	0- 3	0- 0	CONFERENCE	0- 0	0- 2	8- 3				
4- 3	0- 1	0- 0	HOME	0- 0	0- 1	4- 1				
3- 4	0- 1	0- 0	AWAY	0- 0	0- 1	3- 2				
1- 1	0- 1	0- 0	NEUTRAL	0- 0	0- 0	1- 0				

RPI 1-25				RPI 26-50				RPI 51-100				RPI 101+				Team's RPI: 148	
RPI	S	Opponent	Score	RPI	S	Opponent	Score	RPI	S	Opponent	Score	RPI	S	Opponent	Score		
10	N	Florida St.	63 94	33	N	Washington	69 101	59	A	Georgia	51 58	101	A	Elon	71 81		
20	A	Chattanooga	45 67									109	A	East Tenn. St.	61 72		
20	H	Chattanooga	40 47									109	H	East Tenn. St.	72 73		
20	N	Chattanooga	55 68									144	N	Hartford	53 43		
												171	H	Appalachian St.	84 79		
												194	A	Mercer	58 55		
												194	H	Mercer	82 88		
												199	A	Winthrop	73 55		
												203	A	Clemson	69 79		
												205	A	Samford	65 76		
												205	H	Samford	64 44		
												205	N	Samford	65 54		
												220	H	USC Upstate	74 59		
												228	H	San Diego St.	60 43		
												263	H	Davidson	67 60		
												283	A	South Carolina St.	65 46		
												301	A	Western Caro.	64 77		
												301	H	Western Caro.	84 72		
												306	H	UNC Asheville	81 71		
												310	A	UNC Greensboro	78 70		
												310	H	UNC Greensboro	77 68		
												315	A	Wofford	70 53		
												315	H	Wofford	58 56		
												333	H	Coastal Caro.	90 56		
LAST 12 Division I GAMES:																	
				20	N	Chattanooga	55 68					194	H	Mercer	82 88		
				205	N	Samford	65 54					109	A	East Tenn. St.	61 72		
				315	A	Wofford	70 53					310	A	UNC Greensboro	78 70		
				301	A	Western Caro.	64 77					301	H	Western Caro.	84 72		
				310	H	UNC Greensboro	77 68					315	H	Wofford	58 56		
				205	H	Samford	64 44					20	A	Chattanooga	45 67		

Non-Div I Games: North Greenville 75 50 Southern Wesleyan 96 73

Furman

Loss, Non-Conf, S Site, H Home A Away N Neutral

Ga. Southern

Through Games Of March 13, 2015

Average RPI Win:	244	WON-LOST	WINNING	LAST 10	STRENGTH OF	OPP. STRENGTH	TEAM	ADJ.	CONF.	ADJ CONF.
Average RPI Loss:	151	RECORD	PCT. RANK	GAMES	SCHEDULE	OF SCHEDULE	RPI	RPI	RPI	RPI
DIV. I ONLY	4- 24	332	1- 9	161	187	299	299	13	13	
DIV. I NON-CONF.	2- 6	281	0- 0	129	312	269	269	13	13	
TOTALS	RPI 1-25	RPI 26-50	W-L RECORDS	RPI 51-100	RPI 101-150	RPI 150+				
4- 24	0- 0	0- 4	OVERALL	0- 1	0- 7	4- 12				
1- 12	0- 0	0- 2	HOME	0- 0	0- 3	1- 7				
2- 11	0- 0	0- 2	AWAY	0- 1	0- 3	2- 5				
1- 1	0- 0	0- 0	NEUTRAL	0- 0	0- 1	1- 0				
2- 6	0- 0	0- 0	NON-CONFERENCE	0- 1	0- 1	2- 4				
1- 2	0- 0	0- 0	HOME	0- 0	0- 0	1- 2				
0- 3	0- 0	0- 0	AWAY	0- 1	0- 0	0- 2				
1- 1	0- 0	0- 0	NEUTRAL	0- 0	0- 1	1- 0				
2- 18	0- 0	0- 4	CONFERENCE	0- 0	0- 6	2- 8				
0- 10	0- 0	0- 2	HOME	0- 0	0- 3	0- 5				
2- 8	0- 0	0- 2	AWAY	0- 0	0- 3	2- 3				
0- 0	0- 0	0- 0	NEUTRAL	0- 0	0- 0	0- 0				

RPI 1-25				RPI 26-50				RPI 51-100				RPI 101+				Team's RPI: 299
RPI	S	Opponent	Score	RPI	S	Opponent	Score	RPI	S	Opponent	Score	RPI	S	Opponent	Score	
				31	A	UALR	43 60	59	A	Georgia	52 93	113	A	Troy	74 84	
				31	H	UALR	44 58					113	H	Troy	93 99	
				45	A	Arkansas St.	63 86					129	N	Eastern Wash.	42 55	
				45	H	Arkansas St.	73 81					139	A	Texas St.	57 67	
												139	H	Texas St.	65 79	
												147	A	La.-Lafayette	35 62	
												147	H	La.-Lafayette	57 69	
												163	H	Kennesaw St.	51 72	
												164	A	Texas-Arlington	52 64	
												164	H	Texas-Arlington	41 66	
												171	A	Appalachian St.	39 66	
												171	H	Appalachian St.	74 77	
												194	H	Mercer	61 84	
												201	H	Jacksonville	78 65	
												207	A	Jacksonville St.	52 78	
												221	A	La.-Monroe	66 72	
												221	H	La.-Monroe	50 58	
												224	N	Southern U.	68 52	
												231	A	Georgia St.	82 74	
												231	H	Georgia St.	54 82	
												253	A	Lipscomb	74 80	
												318	A	South Ala.	67 53	
												318	H	South Ala.	63 80	
LAST 12 Division I GAMES:																
				231	A	Georgia St.	82 74	31	A	UALR	43 60					
				164	H	Texas-Arlington	41 66	45	H	Arkansas St.	73 81					
				147	A	La.-Lafayette	35 62	221	H	La.-Monroe	50 58					
				171	A	Appalachian St.	39 66	231	H	Georgia St.	54 82					
				318	H	South Ala.	63 80	31	H	UALR	44 58					
				113	H	Troy	93 99	171	H	Appalachian St.	74 77					

Non-Div I Games: Toccoa Falls 84 36

Ga. Southern

■ Loss,
 ■ Non-Conf,
 ■ S Site,
 ■ Home
 ■ A Away
 N Neutral

Average RPI Win:	297	WON-LOST	WINNING	LAST 10	STRENGTH OF	OPP. STRENGTH	TEAM	ADJ.	CONF.	ADJ CONF.
Average RPI Loss:	198	RECORD	PCT. RANK	GAMES	SCHEDULE	OF SCHEDULE	RPI	RPI	RPI	RPI
DIV. I ONLY	13- 17	219	6- 4	339	324	280	280	28	28	
DIV. I NON-CONF.	2- 5	259	0- 0	348	253	336	336	32	32	
TOTALS	RPI 1-25	RPI 26-50	W-L RECORDS	RPI 51-100	RPI 101-150	RPI 150+				
13- 17	0- 0	0- 0	OVERALL	0- 2	0- 3	13- 12				
6- 6	0- 0	0- 0	HOME	0- 1	0- 1	6- 4				
5- 10	0- 0	0- 0	AWAY	0- 1	0- 1	5- 8				
2- 1	0- 0	0- 0	NEUTRAL	0- 0	0- 1	2- 0				
2- 5	0- 0	0- 0	NON-CONFERENCE	0- 0	0- 0	2- 5				
1- 1	0- 0	0- 0	HOME	0- 0	0- 0	1- 1				
1- 4	0- 0	0- 0	AWAY	0- 0	0- 0	1- 4				
0- 0	0- 0	0- 0	NEUTRAL	0- 0	0- 0	0- 0				
11- 12	0- 0	0- 0	CONFERENCE	0- 2	0- 3	11- 7				
5- 5	0- 0	0- 0	HOME	0- 1	0- 1	5- 3				
4- 6	0- 0	0- 0	AWAY	0- 1	0- 1	4- 4				
2- 1	0- 0	0- 0	NEUTRAL	0- 0	0- 1	2- 0				

RPI S	Opponent	Score	RPI S	Opponent	Score	RPI S	Opponent	Score	RPI S	Opponent	Score	Team's RPI: 280
						63	A Liberty	47 56	149	A High Point	57 72	
						63	H Liberty	48 61	149	H High Point	58 74	
									149	N High Point	53 56	
									163	A Kennesaw St.	47 50	
									166	A Indiana	54 115	
									171	A Appalachian St.	69 77	
									199	A Winthrop	79 65	
									199	H Winthrop	75 62	
									204	A Campbell	74 75	
									204	H Campbell	62 72	
									206	A Radford	49 59	
									206	H Radford	60 76	
									206	N Radford	70 56	
									244	A Presbyterian	50 55	
									244	H Presbyterian	50 47	
									263	H Davidson	67 68	
									306	A UNC Asheville	66 58	
									306	H UNC Asheville	55 64	
									310	A UNC Greensboro	60 76	
									315	A Wofford	65 60	
									333	A Coastal Caro.	71 65	
									333	H Coastal Caro.	82 74	
									339	H N.C. Central	73 53	
									344	A Longwood	59 63	
									344	H Longwood	80 53	
									344	N Longwood	63 55	
LAST 12 Division I GAMES:												
			149	N High Point	53 56		199	H Winthrop	75 62			
			206	N Radford	70 56		348	A Charleston So.	62 56			
			344	N Longwood	63 55		344	H Longwood	80 53			
			149	H High Point	58 74		63	H Liberty	48 61			
			306	A UNC Asheville	66 58		244	H Presbyterian	50 47			
			204	H Campbell	62 72		333	A Coastal Caro.	71 65			

Non-Div I Games: Montreat 118 37 Tenn. Temple 68 48

Gardner-Webb

Loss, Non-Conf, S Site, H Home A Away N Neutral

RPI	S	Opponent	Score	
348	A	Charleston So.	62	56
348	H	Charleston So.	70	54

G
a
r
d
n
e
r
-
W
e
b
b

G
a
r
d
n
e
r
-
W
e
b
b

Gardner-Webb

George Mason

Through Games Of March 13, 2015

Average RPI Win:	244	WON-LOST	WINNING	LAST 10	STRENGTH OF	OPP. STRENGTH	TEAM	ADJ.	CONF.	ADJ CONF.
Average RPI Loss:	123	RECORD	PCT. RANK	GAMES	SCHEDULE	OF SCHEDULE	RPI	RPI	RPI	RPI
DIV. I ONLY	13- 17	219	2- 8	271	120	235	235	6	6	
DIV. I NON-CONF.	8- 5	123	0- 0	346	322	268	268	6	6	
TOTALS	RPI 1-25	RPI 26-50	W-L RECORDS	RPI 51-100	RPI 101-150	RPI 150+				
13- 17	0- 3	0- 1	OVERALL	0- 4	1- 3	12- 6				
7- 6	0- 2	0- 0	HOME	0- 1	1- 2	6- 1				
3- 9	0- 1	0- 1	AWAY	0- 2	0- 1	3- 4				
3- 2	0- 0	0- 0	NEUTRAL	0- 1	0- 0	3- 1				
8- 5	0- 0	0- 0	NON-CONFERENCE	0- 0	0- 1	8- 4				
3- 2	0- 0	0- 0	HOME	0- 0	0- 1	3- 1				
2- 2	0- 0	0- 0	AWAY	0- 0	0- 0	2- 2				
3- 1	0- 0	0- 0	NEUTRAL	0- 0	0- 0	3- 1				
5- 12	0- 3	0- 1	CONFERENCE	0- 4	1- 2	4- 2				
4- 4	0- 2	0- 0	HOME	0- 1	1- 1	3- 0				
1- 7	0- 1	0- 1	AWAY	0- 2	0- 1	1- 2				
0- 1	0- 0	0- 0	NEUTRAL	0- 1	0- 0	0- 0				

RPI 1-25				RPI 26-50				RPI 51-100				RPI 101+ Team's RPI: 235			
RPI	S	Opponent	Score	RPI	S	Opponent	Score	RPI	S	Opponent	Score	RPI	S	Opponent	Score
11	A	George Washington	45 80	48	A	Duquesne	54 88	72	H	Fordham	55 79	109	H	East Tenn. St.	71 84
11	H	George Washington	52 87					87	A	Saint Joseph's	51 82	134	H	Rhode Island	45 57
13	H	Dayton	73 84					87	N	Saint Joseph's	43 71	142	A	VCU	66 70
								92	A	Richmond	49 77	142	H	VCU	86 79
												152	A	Saint Louis	59 82
												152	H	Saint Louis	66 57
												167	H	St. Bonaventure	68 55
												185	A	La Salle	73 71
												195	A	Navy	79 84
												197	A	Massachusetts	79 85
												199	N	Winthrop	69 57
												200	H	Virginia Tech	77 69
												221	N	La.-Monroe	65 53
												237	A	Towson	70 72
												246	H	Morehead St.	70 79
												252	N	Abilene Christian	86 88
												263	H	Davidson	63 60
												285	H	Col. of Charleston	71 61
												320	A	Saint Francis (PA)	86 77
												344	A	Longwood	83 61
												347	H	Delaware St.	110 91
												349	N	Mississippi Val.	71 62
LAST 12 Division I GAMES:															
				87	N	Saint Joseph's	43 71	197	A	Massachusetts	79 85				
				11	A	George Washington	45 80	263	H	Davidson	63 60				
				72	H	Fordham	55 79	13	H	Dayton	73 84				
				152	A	Saint Louis	59 82	11	H	George Washington	52 87				
				87	A	Saint Joseph's	51 82	142	A	VCU	66 70				
				142	H	VCU	86 79	134	H	Rhode Island	45 57				

Non-Div I Games:

George Mason

■ Loss,
 ■ Non-Conf,
 ■ S Site,
 ■ H Home
 ■ A Away
 N Neutral

Average RPI Win: 140	WON-LOST	WINNING	LAST 10	STRENGTH OF	OPP. STRENGTH	TEAM	ADJ.	CONF.	ADJ CONF.
Average RPI Loss: 58	RECORD	PCT. RANK	GAMES	SCHEDULE	OF SCHEDULE	RPI	RPI	RPI	RPI
DIV. I ONLY	28- 3	10	9- 1	46	70	11	11	6	6
DIV. I NON-CONF.	10- 2	31	0- 0	107	43	35	35	6	6
TOTALS	RPI 1-25	RPI 26-50	W-L RECORDS	RPI 51-100	RPI 101-150	RPI 150+			
28- 3	3- 2	2- 0	OVERALL	8- 0	3- 0	12- 1			
13- 1	1- 1	1- 0	HOME	5- 0	0- 0	6- 0			
10- 2	1- 1	1- 0	AWAY	1- 0	2- 0	5- 1			
5- 0	1- 0	0- 0	NEUTRAL	2- 0	1- 0	1- 0			
10- 2	0- 2	1- 0	NON-CONFERENCE	3- 0	1- 0	5- 0			
5- 1	0- 1	0- 0	HOME	2- 0	0- 0	3- 0			
3- 1	0- 1	1- 0	AWAY	0- 0	0- 0	2- 0			
2- 0	0- 0	0- 0	NEUTRAL	1- 0	1- 0	0- 0			
18- 1	3- 0	1- 0	CONFERENCE	5- 0	2- 0	7- 1			
8- 0	1- 0	1- 0	HOME	3- 0	0- 0	3- 0			
7- 1	1- 0	0- 0	AWAY	1- 0	2- 0	3- 1			
3- 0	1- 0	0- 0	NEUTRAL	1- 0	0- 0	1- 0			

RPI	S	Opponent	Score
6	H	Maryland	65 75
13	A	Dayton	69 66
13	H	Dayton	67 56
13	N	Dayton	75 62
15	A	FGCU	75 88

RPI	S	Opponent	Score
48	H	Duquesne	83 56
50	A	American	63 52

RPI	S	Opponent	Score
55	H	Fresno St.	73 64
60	H	St. Mary's (CA)	70 52
72	H	Fordham	83 65
72	N	Fordham	72 60
82	N	North Carolina St.	74 66
87	H	Saint Joseph's	83 69
92	A	Richmond	81 69
92	H	Richmond	77 67

RPI	S	Opponent	Score
133	N	Purdue	79 59
134	A	Rhode Island	59 49
142	A	VCU	65 57
152	A	Saint Louis	61 79
152	N	Saint Louis	77 63
167	H	St. Bonaventure	70 48
185	A	La Salle	67 48
189	H	Memphis	63 44
197	A	Massachusetts	69 54
235	A	George Mason	87 52
235	H	George Mason	80 45
237	A	Towson	82 48
263	H	Davidson	52 35
284	A	Loyola Maryland	72 49
300	H	Georgetown	72 60
313	H	Grambling	89 51

LAST 12 Division I GAMES:

13	N	Dayton	75 62	142	A	VCU	65 57
72	N	Fordham	72 60	167	H	St. Bonaventure	70 48
152	N	Saint Louis	77 63	152	A	Saint Louis	61 79
235	H	George Mason	80 45	13	H	Dayton	67 56
92	A	Richmond	81 69	263	H	Davidson	52 35
72	H	Fordham	83 65	235	A	George Mason	87 52

Non-Div I Games: Bowie St. 88 45

George Washington

■ Loss,
 ■ Non-Conf, S Site,
 ■ Home
 ■ Away
 N Neutral

Georgetown

Through Games Of March 13, 2015

Average RPI Win: 277	WON-LOST	WINNING	LAST 10	STRENGTH OF	OPP. STRENGTH	TEAM	ADJ.	CONF.	ADJ CONF.
Average RPI Loss: 122	RECORD	PCT. RANK	GAMES	SCHEDULE	OF SCHEDULE	RPI	RPI	RPI	RPI
DIV. I ONLY	4- 27	337	0- 10	105	97	300	300	10	10
DIV. I NON-CONF.	2- 10	311	0- 0	134	117	291	291	9	9
TOTALS	RPI 1-25	RPI 26-50	W-L RECORDS	RPI 51-100	RPI 101-150	RPI 150+			
4- 27	0- 2	0- 4	OVERALL	0- 7	0- 4	4- 10			
4- 10	0- 0	0- 2	HOME	0- 3	0- 1	4- 4			
0- 13	0- 2	0- 2	AWAY	0- 4	0- 2	0- 3			
0- 4	0- 0	0- 0	NEUTRAL	0- 0	0- 1	0- 3			
2- 10	0- 2	0- 0	NON-CONFERENCE	0- 1	0- 2	2- 5			
2- 3	0- 0	0- 0	HOME	0- 0	0- 0	2- 3			
0- 4	0- 2	0- 0	AWAY	0- 1	0- 1	0- 0			
0- 3	0- 0	0- 0	NEUTRAL	0- 0	0- 1	0- 2			
2- 17	0- 0	0- 4	CONFERENCE	0- 6	0- 2	2- 5			
2- 7	0- 0	0- 2	HOME	0- 3	0- 1	2- 1			
0- 9	0- 0	0- 2	AWAY	0- 3	0- 1	0- 3			
0- 1	0- 0	0- 0	NEUTRAL	0- 0	0- 0	0- 1			

RPI 1-25				RPI 26-50				RPI 51-100				RPI 101+ Team's RPI: 300			
RPI	S	Opponent	Score	RPI	S	Opponent	Score	RPI	S	Opponent	Score	RPI	S	Opponent	Score
11	A	George Washington	60 72	37	A	DePaul	52 93	76	A	Villanova	57 69	105	A	Kansas	42 55
12	A	Princeton	54 83	37	H	DePaul	85 105	76	H	Villanova	48 64	143	N	Temple	58 81
				38	A	Seton Hall	68 95	85	A	St. John's (NY)	61 75	146	A	Butler	58 63
				38	H	Seton Hall	85 99	85	H	St. John's (NY)	57 74	146	H	Butler	56 65
								88	A	Creighton	61 76	160	H	Florida	73 81
								88	H	Creighton	62 71	167	H	St. Bonaventure	64 70
								92	A	Richmond	57 65	188	N	Holy Cross	69 73
												189	H	Memphis	46 63
												191	A	Xavier	55 63
												191	H	Xavier	55 60
												191	N	Xavier	67 70
												202	N	Alabama	58 72
												248	A	Marquette	73 80
												248	H	Marquette	83 76
												269	A	Providence	66 81
												269	H	Providence	69 61
												284	H	Loyola Maryland	71 44
												306	H	UMES	88 75
LAST 12 Division I GAMES:															
				191	N	Xavier	67 70					191	H	Xavier	55 60
				269	A	Providence	66 81					76	H	Villanova	48 64
				88	H	Creighton	62 71					248	A	Marquette	73 80
				85	A	St. John's (NY)	61 75					37	A	DePaul	52 93
				38	A	Seton Hall	68 95					38	H	Seton Hall	85 99
				146	H	Butler	56 65					85	H	St. John's (NY)	57 74

Non-Div I Games:

Georgetown

■ Loss,
 ■ Non-Conf,
 ■ S Site,
 ■ H Home
 ■ A Away
 N Neutral

Georgia St.

Through Games Of March 13, 2015

Average RPI Win:	236	WON-LOST	WINNING	LAST 10	STRENGTH OF	OPP. STRENGTH	TEAM	ADJ.	CONF.	ADJ CONF.
Average RPI Loss:	125	RECORD	PCT. RANK	GAMES	SCHEDULE	OF SCHEDULE	RPI	RPI	RPI	RPI
DIV. I ONLY	12- 17	234	5- 5	190	159	231	231	13	13	
DIV. I NON-CONF.	4- 4	158	0- 0	260	286	247	247	13	13	
TOTALS	RPI 1-25	RPI 26-50	W-L RECORDS	RPI 51-100	RPI 101-150	RPI 150+				
12- 17	0- 0	0- 5	OVERALL	0- 1	1- 5	11- 6				
7- 9	0- 0	0- 2	HOME	0- 1	1- 2	6- 4				
5- 7	0- 0	0- 2	AWAY	0- 0	0- 3	5- 2				
0- 1	0- 0	0- 1	NEUTRAL	0- 0	0- 0	0- 0				
4- 4	0- 0	0- 0	NON-CONFERENCE	0- 1	0- 0	4- 3				
3- 3	0- 0	0- 0	HOME	0- 1	0- 0	3- 2				
1- 1	0- 0	0- 0	AWAY	0- 0	0- 0	1- 1				
0- 0	0- 0	0- 0	NEUTRAL	0- 0	0- 0	0- 0				
8- 13	0- 0	0- 5	CONFERENCE	0- 0	1- 5	7- 3				
4- 6	0- 0	0- 2	HOME	0- 0	1- 2	3- 2				
4- 6	0- 0	0- 2	AWAY	0- 0	0- 3	4- 1				
0- 1	0- 0	0- 1	NEUTRAL	0- 0	0- 0	0- 0				

RPI S	Opponent	Score	RPI S	Opponent	Score	RPI S	Opponent	Score	RPI S	Opponent	Score	Team's RPI: 231
31	A UALR	39 56	31	H UALR	55 75	63	H Liberty	71 73	113	A Troy	75 88	
31	N UALR	54 71	31	N UALR	54 71				113	H Troy	87 96	
45	A Arkansas St.	65 76	45	A Arkansas St.	65 76				139	A Texas St.	61 71	
45	H Arkansas St.	47 61	45	H Arkansas St.	47 61				139	H Texas St.	74 69	
LAST 12 Division I GAMES:												
31	N UALR	54 71	318	H South Ala.	69 54	163	H Kennesaw St.	64 73	164	A Texas-Arlington	45 57	
299	H Ga. Southern	74 82	139	A Texas St.	61 71	164	H Texas-Arlington	39 45	171	A Appalachian St.	76 71	
221	A La.-Monroe	66 61	318	A South Ala.	84 78	171	H Appalachian St.	80 70	185	H La Salle	68 76	
113	A Troy	75 88	299	A Ga. Southern	82 54	197	H Massachusetts	71 66	205	H Samford	61 56	
31	A UALR	39 56	45	H Arkansas St.	47 61	221	A La.-Monroe	66 61	221	H La.-Monroe	80 72	
171	H Appalachian St.	80 70	164	A Texas-Arlington	45 57	239	A North Florida	72 59	246	A Morehead St.	72 74	
						299	A Ga. Southern	82 54	299	H Ga. Southern	74 82	
						318	A South Ala.	84 78	318	H South Ala.	69 54	
						334	H Tennessee Tech	72 60				

Non-Div I Games: Thomas (GA) 101 55

Georgia St.

Loss, Non-Conf, S Site, H Home A Away N Neutral

Average RPI Win:	196	WON-LOST	WINNING	LAST 10	STRENGTH OF	OPP. STRENGTH	TEAM	ADJ.	CONF.	ADJ CONF.
Average RPI Loss:	34	RECORD	PCT. RANK	GAMES	SCHEDULE	OF SCHEDULE	RPI	RPI	RPI	RPI
DIV. I ONLY	18- 14	139	5- 5	47	48	86	86	3	3	
DIV. I NON-CONF.	10- 4	80	0- 0	179	231	106	106	3	3	
TOTALS	RPI 1-25	RPI 26-50	W-L RECORDS	RPI 51-100	RPI 101-150	RPI 150+				
18- 14	1- 7	0- 3	OVERALL	1- 4	3- 0	13- 0				
10- 6	1- 2	0- 2	HOME	0- 2	1- 0	8- 0				
6- 5	0- 3	0- 0	AWAY	0- 2	2- 0	4- 0				
2- 3	0- 2	0- 1	NEUTRAL	1- 0	0- 0	1- 0				
10- 4	0- 1	0- 1	NON-CONFERENCE	1- 2	1- 0	8- 0				
7- 1	0- 0	0- 0	HOME	0- 1	1- 0	6- 0				
2- 1	0- 0	0- 0	AWAY	0- 1	0- 0	2- 0				
1- 2	0- 1	0- 1	NEUTRAL	1- 0	0- 0	0- 0				
8- 10	1- 6	0- 2	CONFERENCE	0- 2	2- 0	5- 0				
3- 5	1- 2	0- 2	HOME	0- 1	0- 0	2- 0				
4- 4	0- 3	0- 0	AWAY	0- 1	2- 0	2- 0				
1- 1	0- 1	0- 0	NEUTRAL	0- 0	0- 0	1- 0				

RPI 1-25				RPI 26-50				RPI 51-100 Team's RPI: 86				RPI 101+			
RPI	S	Opponent	Score	RPI	S	Opponent	Score	RPI	S	Opponent	Score	RPI	S	Opponent	Score
1	A	Notre Dame	76 89	35	H	Syracuse	60 65	59	H	Georgia	57 64	110	A	Virginia	68 62
1	H	Notre Dame	61 71	41	H	Pittsburgh	72 75	65	A	Miami (FL)	59 64	120	A	Boston College	80 77
7	A	Louisville	48 75	44	N	Minnesota	69 72	76	N	Villanova	71 63	122	H	Louisiana Tech	96 81
10	H	Florida St.	62 82					79	A	Michigan St.	73 79	163	H	Kennesaw St.	77 48
14	H	Duke	71 62					82	H	North Carolina St.	64 65	186	A	Wake Forest	67 60
16	A	North Carolina	81 96									200	H	Virginia Tech	79 71
16	N	North Carolina	64 84									203	A	Clemson	71 59
23	N	Green Bay	50 71									203	H	Clemson	74 66
												203	N	Clemson	80 53
												249	A	St. Francis Brooklyn	65 59
												253	H	Lipscomb	71 53
												258	H	Central Ark.	88 50
												266	H	Alabama St.	77 53
												291	H	Morgan St.	105 76
												297	A	Loyola Chicago	92 57
												313	H	Grambling	97 64
LAST 12 Division I GAMES:															
		16	N	North Carolina	64	84				59	64				
		203	N	Clemson	80	53				82	H	North Carolina St.	64	65	
		186	A	Wake Forest	67	60				35	H	Syracuse	60	65	
		14	H	Duke	71	62				200	H	Virginia Tech	79	71	
		203	A	Clemson	71	59				10	H	Florida St.	62	82	
		1	H	Notre Dame	61	71				110	A	Virginia	68	62	

Non-Div I Games:

Georgia Tech

■ Loss,
 ■ Non-Conf,
 ■ S Site,
 ■ H Home
 ■ A Away
 N Neutral

Average RPI Win: 177	WON-LOST	WINNING	LAST 10	STRENGTH OF	OPP. STRENGTH	TEAM	ADJ.	CONF.	ADJ CONF.
Average RPI Loss: 47	RECORD	PCT. RANK	GAMES	SCHEDULE	OF SCHEDULE	RPI	RPI	RPI	RPI
DIV. I ONLY	24- 7	29	7- 3	86	85	39	39	9	9
DIV. I NON-CONF.	7- 4	107	0- 0	74	68	68	68	8	8
TOTALS	RPI 1-25	RPI 26-50	W-L RECORDS	RPI 51-100	RPI 101-150	RPI 150+			
24- 7	1- 1	2- 3	OVERALL	4- 3	3- 0	14- 0			
12- 2	1- 0	1- 0	HOME	2- 2	1- 0	7- 0			
11- 2	0- 0	1- 0	AWAY	2- 0	2- 0	6- 0			
1- 3	0- 1	0- 2	NEUTRAL	0- 0	0- 0	1- 0			
7- 4	1- 1	0- 2	NON-CONFERENCE	0- 1	1- 0	5- 0			
4- 1	1- 0	0- 0	HOME	0- 1	0- 0	3- 0			
3- 1	0- 0	0- 1	AWAY	0- 0	1- 0	2- 0			
0- 2	0- 1	0- 1	NEUTRAL	0- 0	0- 0	0- 0			
17- 3	0- 0	2- 1	CONFERENCE	4- 2	2- 0	9- 0			
8- 1	0- 0	1- 0	HOME	2- 1	1- 0	4- 0			
8- 1	0- 0	1- 0	AWAY	2- 1	1- 0	4- 0			
1- 1	0- 0	0- 1	NEUTRAL	0- 0	0- 0	1- 0			

RPI 1-25				RPI 26-50				Team's RPI: 39				RPI 51-100				RPI 101+			
RPI	S	Opponent	Score	RPI	S	Opponent	Score	RPI	S	Opponent	Score	RPI	S	Opponent	Score	RPI	S	Opponent	Score
9	N	Iowa	67 79	34	A	Northwestern	43 62	56	A	San Diego	62 75	129	A	Eastern Wash.	61 60				
13	H	Dayton	75 65	49	A	BYU	73 66	56	H	San Diego	67 49	137	A	San Francisco	75 64				
				49	H	BYU	78 62	60	A	St. Mary's (CA)	52 42	137	H	San Francisco	91 84				
				49	N	BYU	55 61	60	H	St. Mary's (CA)	80 72	169	A	Montana St.	89 60				
				50	N	American	56 59	61	A	Pacific	73 63	213	A	Wyoming	70 56				
								61	H	Pacific	59 71	224	A	Santa Clara	78 70				
								69	H	Washington St.	58 59	224	H	Santa Clara	76 49				
												230	A	Pepperdine	78 56				
												230	H	Pepperdine	73 64				
												241	H	Idaho St.	88 63				
												254	H	Southern Utah	70 51				
												272	A	Loyola Marymount	82 59				
												272	H	Loyola Marymount	76 62				
												272	N	Loyola Marymount	70 50				
												292	A	Portland	85 63				
												292	H	Portland	79 57				
												312	H	Portland St.	73 41				
LAST 12 Division I GAMES:																			
				49	N	BYU	55 61	230	A	Pepperdine	78 56								
				272	N	Loyola Marymount	70 50	272	A	Loyola Marymount	82 59								
				49	A	BYU	73 66	137	H	San Francisco	91 84								
				56	A	San Diego	62 75	224	H	Santa Clara	76 49								
				61	H	Pacific	59 71	292	A	Portland	85 63								
				60	H	St. Mary's (CA)	80 72	61	A	Pacific	73 63								

Non-Div I Games:

Gonzaga

■ Loss,
 ■ Non-Conf, S Site,
 ■ Home
 ■ Away
 N Neutral

Grambling

Through Games Of March 13, 2015

Average RPI Win: 304	WON-LOST	WINNING	LAST 10	STRENGTH OF	OPP. STRENGTH	TEAM	ADJ.	CONF.	ADJ CONF.
Average RPI Loss: 192	RECORD	PCT. RANK	GAMES	SCHEDULE	OF SCHEDULE	RPI	RPI	RPI	RPI
DIV. I ONLY	8- 20	287	3- 7	313	322	313	313	32	32
DIV. I NON-CONF.	1- 8	322	0- 0	81	4	251	251	31	31
TOTALS	RPI 1-25	RPI 26-50	W-L RECORDS	RPI 51-100	RPI 101-150	RPI 150+			
8- 20	0- 1	0- 2	OVERALL	0- 2	0- 2	8- 13			
6- 4	0- 0	0- 0	HOME	0- 0	0- 0	6- 4			
2- 15	0- 1	0- 2	AWAY	0- 2	0- 2	2- 8			
0- 1	0- 0	0- 0	NEUTRAL	0- 0	0- 0	0- 1			
1- 8	0- 1	0- 2	NON-CONFERENCE	0- 2	0- 2	1- 1			
1- 0	0- 0	0- 0	HOME	0- 0	0- 0	1- 0			
0- 8	0- 1	0- 2	AWAY	0- 2	0- 2	0- 1			
0- 0	0- 0	0- 0	NEUTRAL	0- 0	0- 0	0- 0			
7- 12	0- 0	0- 0	CONFERENCE	0- 0	0- 0	7- 12			
5- 4	0- 0	0- 0	HOME	0- 0	0- 0	5- 4			
2- 7	0- 0	0- 0	AWAY	0- 0	0- 0	2- 7			
0- 1	0- 0	0- 0	NEUTRAL	0- 0	0- 0	0- 1			

RPI 1-25				RPI 26-50				RPI 51-100				RPI 101+ Team's RPI: 313			
RPI	S	Opponent	Score	RPI	S	Opponent	Score	RPI	S	Opponent	Score	RPI	S	Opponent	Score
11	A	George Washington	51 89	33	A	Washington	53 84	64	A	Kansas St.	38 61	103	A	Ole Miss	67 92
				42	A	Arkansas	35 77	86	A	Georgia Tech	64 97	150	A	Auburn	42 92
												187	A	Texas Southern	33 74
												187	H	Texas Southern	38 67
												211	H	Northwestern St.	44 41
												214	A	Arizona	51 65
												224	A	Southern U.	52 80
												224	H	Southern U.	57 56
												247	A	Prairie View	57 85
												247	H	Prairie View	51 59
												266	A	Alabama St.	30 53
												266	H	Alabama St.	62 68
												266 N		Alabama St.	62 65
												276	A	Jackson St.	56 70
												276	H	Jackson St.	55 64
												316	A	Alcorn	82 57
												316	H	Alcorn	64 57
												336	A	Ark.-Pine Bluff	59 45
												336	H	Ark.-Pine Bluff	75 56
												346	A	Alabama A&M	56 59
												346	H	Alabama A&M	65 64
												349	A	Mississippi Val.	58 61
												349	H	Mississippi Val.	62 31
LAST 12 Division I GAMES:															
				266 N		Alabama St.	62 65	247	H	Prairie View	51 59				
				346	H	Alabama A&M	65 64	187	H	Texas Southern	38 67				
				266	H	Alabama St.	62 68	316	A	Alcorn	82 57				
				349	A	Mississippi Val.	58 61	224	A	Southern U.	52 80				
				336	A	Ark.-Pine Bluff	59 45	349	H	Mississippi Val.	62 31				
				276	A	Jackson St.	56 70	336	H	Ark.-Pine Bluff	75 56				

Non-Div I Games: LSU-Shreveport 67 58 Tougaloo 98 59

Grambling

■ Loss,
 ■ Non-Conf,
 ■ S Site,
 ■ Home
 ■ A Away
 N Neutral

Average RPI Win: 283		WON-LOST	WINNING	LAST 10	STRENGTH OF	OPP. STRENGTH	TEAM	ADJ.	CONF.	ADJ CONF.
Average RPI Loss: 196		RECORD	PCT. RANK	GAMES	SCHEDULE	OF SCHEDULE	RPI	RPI	RPI	RPI
DIV. I ONLY		11- 14	217	6- 4	329	298	273	273	30	30
DIV. I NON-CONF.		4- 7	221	0- 0	312	228	287	287	30	30
TOTALS		RPI 1-25	RPI 26-50		W-L RECORDS		RPI 51-100	RPI 101-150	RPI 150+	
11- 14	0- 1	0- 0		OVERALL		0- 0	0- 6		11- 7	
6- 6	0- 1	0- 0		HOME		0- 0	0- 2		6- 3	
5- 7	0- 0	0- 0		AWAY		0- 0	0- 3		5- 4	
0- 1	0- 0	0- 0		NEUTRAL		0- 0	0- 1		0- 0	
4- 7	0- 1	0- 0		NON-CONFERENCE		0- 0	0- 2		4- 4	
2- 3	0- 1	0- 0		HOME		0- 0	0- 0		2- 2	
2- 3	0- 0	0- 0		AWAY		0- 0	0- 1		2- 2	
0- 1	0- 0	0- 0		NEUTRAL		0- 0	0- 1		0- 0	
7- 7	0- 0	0- 0		CONFERENCE		0- 0	0- 4		7- 3	
4- 3	0- 0	0- 0		HOME		0- 0	0- 2		4- 1	
3- 4	0- 0	0- 0		AWAY		0- 0	0- 2		3- 2	
0- 0	0- 0	0- 0		NEUTRAL		0- 0	0- 0		0- 0	

[illegible]

Non-Div I Games:	Western St.	76	52	San Diego Christian	87	44
------------------	-------------	----	----	---------------------	----	----

Grand Canyon

■ Loss, ■ Non-Conf, S Site, H Home A Away N Neutral

Average RPI Win:	164	WON-LOST	WINNING	LAST 10	STRENGTH OF	OPP. STRENGTH	TEAM	ADJ.	CONF.	ADJ CONF.
Average RPI Loss:	79	RECORD	PCT. RANK	GAMES	SCHEDULE	OF SCHEDULE	RPI	RPI	RPI	RPI
DIV. I ONLY	26- 4	16	10- 0	81	90	23	23	12	12	
DIV. I NON-CONF.	9- 3	60	0- 0	50	3	22	22	15	15	
TOTALS	RPI 1-25	RPI 26-50	W-L RECORDS	RPI 51-100	RPI 101-150	RPI 150+				
26- 4	1- 2	2- 0	OVERALL	7- 1	3- 0	13- 1				
13- 1	0- 0	1- 0	HOME	4- 0	1- 0	7- 1				
11- 2	0- 1	1- 0	AWAY	2- 1	2- 0	6- 0				
2- 1	1- 1	0- 0	NEUTRAL	1- 0	0- 0	0- 0				
9- 3	1- 2	2- 0	NON-CONFERENCE	2- 1	1- 0	3- 0				
4- 0	0- 0	1- 0	HOME	1- 0	0- 0	2- 0				
3- 2	0- 1	1- 0	AWAY	0- 1	1- 0	1- 0				
2- 1	1- 1	0- 0	NEUTRAL	1- 0	0- 0	0- 0				
17- 1	0- 0	0- 0	CONFERENCE	5- 0	2- 0	10- 1				
9- 1	0- 0	0- 0	HOME	3- 0	1- 0	5- 1				
8- 0	0- 0	0- 0	AWAY	2- 0	1- 0	5- 0				
0- 0	0- 0	0- 0	NEUTRAL	0- 0	0- 0	0- 0				

RPI	S	Opponent	Score
5	N	UConn	53 89
13	A	Dayton	66 72
17	N	Arizona St.	63 57

RPI	S	Opponent	Score
47	A	South Dakota St.	77 75
48	H	Duquesne	84 52

RPI	S	Opponent	Score
62	A	Vanderbilt	64 68
78	A	Youngstown St.	73 27
78	H	Youngstown St.	66 43
78	H	Youngstown St.	63 54
83	A	Wright St.	68 59
83	H	Wright St.	61 45
86	N	Georgia Tech	71 50
100	H	Western Mich.	70 55

RPI	S	Opponent	Score
108	A	Cleveland St.	65 61
108	H	Cleveland St.	74 50
133	A	Purdue	81 78
162	H	Wisconsin	53 43
209	A	Ill.-Chicago	64 45
209	H	Ill.-Chicago	71 32
222	A	Detroit	75 58
222	H	Detroit	52 51
236	A	Oakland	70 55
236	H	Oakland	67 70
248	A	Marquette	94 66
281	A	Milwaukee	79 62
281	H	Milwaukee	74 62
281	H	Milwaukee	63 37
282	A	Valparaiso	67 52
282	H	Valparaiso	87 45
304	H	Vermont	60 40

LAST 12 Division I GAMES:

78	H	Youngstown St.	63 54	282	H	Valparaiso	87 45
281	H	Milwaukee	74 62	281	A	Milwaukee	79 62
222	H	Detroit	52 51	83	H	Wright St.	61 45
78	A	Youngstown St.	73 27	108	H	Cleveland St.	74 50
236	A	Oakland	70 55	236	H	Oakland	67 70
209	H	Ill.-Chicago	71 32	209	A	Ill.-Chicago	64 45

Non-Div I Games: Davenport 53 40

Green Bay

Average RPI Win:	270	WON-LOST	WINNING	LAST 10	STRENGTH OF	OPP. STRENGTH	TEAM	ADJ.	CONF.	ADJ CONF.
Average RPI Loss:	92	RECORD	PCT. RANK	GAMES	SCHEDULE	OF SCHEDULE	RPI	RPI	RPI	RPI
DIV. I ONLY	18- 12	107	8- 2	167	286	115	115	31	31	
DIV. I NON-CONF.	4- 9	243	0- 0	2	30	60	60	29	29	
TOTALS	RPI 1-25	RPI 26-50	W-L RECORDS	RPI 51-100	RPI 101-150	RPI 150+				
18- 12	0- 3	0- 3	OVERALL	2- 2	1- 2	15- 2				
8- 3	0- 2	0- 0	HOME	0- 1	0- 0	8- 0				
8- 8	0- 1	0- 3	AWAY	2- 1	0- 2	6- 1				
2- 1	0- 0	0- 0	NEUTRAL	0- 0	1- 0	1- 1				
4- 9	0- 3	0- 3	NON-CONFERENCE	2- 2	1- 1	1- 0				
0- 3	0- 2	0- 0	HOME	0- 1	0- 0	0- 0				
2- 6	0- 1	0- 3	AWAY	2- 1	0- 1	0- 0				
2- 0	0- 0	0- 0	NEUTRAL	0- 0	1- 0	1- 0				
14- 3	0- 0	0- 0	CONFERENCE	0- 0	0- 1	14- 2				
8- 0	0- 0	0- 0	HOME	0- 0	0- 0	8- 0				
6- 2	0- 0	0- 0	AWAY	0- 0	0- 1	6- 1				
0- 1	0- 0	0- 0	NEUTRAL	0- 0	0- 0	0- 1				

RPI 1-25				RPI 26-50				RPI 51-100				RPI 101+ Team's RPI: 115			
RPI	S	Opponent	Score	RPI	S	Opponent	Score	RPI	S	Opponent	Score	RPI	S	Opponent	Score
3	H	South Carolina	49 69	30	A	James Madison	53 85	51	A	Penn	58 43	107	A	Lehigh	67 85
12	H	Princeton	63 75	34	A	Northwestern	36 62	64	A	Kansas St.	46 66	141	A	Savannah St.	55 61
25	A	Quinnipiac	59 87	37	A	DePaul	67 86	69	H	Washington St.	60 74	150	N	Auburn	44 42
								92	A	Richmond	64 53	176	H	N.C. A&T	54 48
												261	A	Bethune-Cookman	61 54
												271	A	Norfolk St.	66 71
												271	H	Norfolk St.	64 49
												283	A	South Carolina St.	88 53
												291	A	Morgan St.	78 44
												291	H	Morgan St.	63 43
												293	N	Bowling Green	64 53
												306	H	UMES	71 43
												306	N	UMES	50 52
												337	H	Coppin St.	69 44
												338	A	Florida A&M	80 52
												339	H	N.C. Central	75 36
												341	A	Howard	106 57
												341	H	Howard	80 61
												347	A	Delaware St.	78 63
												347	H	Delaware St.	74 61
LAST 12 Division I GAMES:															
				306	N	UMES	50 52	291	A	Morgan St.	78 44				
				271	H	Norfolk St.	64 49	341	H	Howard	80 61				
				347	A	Delaware St.	78 63	306	H	UMES	71 43				
				341	A	Howard	106 57	271	A	Norfolk St.	66 71				
				337	H	Coppin St.	69 44	283	A	South Carolina St.	88 53				
				347	H	Delaware St.	74 61	141	A	Savannah St.	55 61				

Non-Div I Games:

Hampton

■ Loss,
 ■ Non-Conf, S Site,
 ■ Home
 ■ Away
 N Neutral

RPI 1-25			
RPI	S	Opponent	Score
10	N	Florida St.	59 69
12	N	Princeton	51 64
25	H	Quinnipiac	58 70

RPI 26-50			
RPI	S	Opponent	Score
33	N	Washington	70 81

RPI 51-100			
RPI	S	Opponent	Score
77	A	Albany (NY)	58 82
77	A	Albany (NY)	75 84
77	H	Albany (NY)	50 65
95	A	Maine	45 63
95	H	Maine	57 68
95	N	Maine	65 54

RPI 101+				
RPI	S	Opponent	Team's RPI:	144
120	H	Boston College	61	73
130	A	Cornell	48	46
141	N	Savannah St.	59	55
148	N	Furman	43	53
153	A	Dartmouth	43	49
165	A	Central Conn. St.	75	63
192	A	Stony Brook	60	58
192	H	Stony Brook	56	49
208	A	New Hampshire	50	55
208	H	New Hampshire	63	65
208	N	New Hampshire	58	42
210	A	Lafayette	59	74
218	A	UMass Lowell	67	56
218	H	UMass Lowell	62	65
219	H	Sacred Heart	68	63
227	H	Penn St.	62	57
257	A	UMBC	51	53
257	H	UMBC	70	63
269	H	Providence	57	54
304	A	Vermont	62	46
304	H	Vermont	60	49
324	A	Binghamton	51	46
324	H	Binghamton	59	44

LAST 12 Division I GAMES:			
77	A	Albany (NY)	75 84
95	N	Maine	65 54
208	N	New Hampshire	58 42
192	H	Stony Brook	56 49
77	H	Albany (NY)	50 65
257	A	UMBC	51 53
208	A	New Hampshire	50 55
218	H	UMass Lowell	62 65
95	A	Maine	45 63
324	A	Binghamton	51 46
304	H	Vermont	60 49
192	A	Stony Brook	60 58

Non-Div I Games:

Average RPI Win:	194	WON-LOST	WINNING	LAST 10	STRENGTH OF	OPP. STRENGTH	TEAM	ADJ.	CONF.	ADJ CONF.
Average RPI Loss:	108	RECORD	PCT. RANK	GAMES	SCHEDULE	OF SCHEDULE	RPI	RPI	RPI	RPI
DIV. I ONLY	14- 14	169	6- 4	60	99	118	118	7	7	
DIV. I NON-CONF.	7- 7	158	0- 0	104	104	137	137	10	10	
<hr/>										
TOTALS	RPI 1-25	RPI 26-50	W-L RECORDS	RPI 51-100	RPI 101-150	RPI 150+				
14- 14	1- 5	0- 0	OVERALL	0- 3	4- 2	9- 4				
6- 6	0- 3	0- 0	HOME	0- 1	2- 0	4- 2				
5- 6	0- 2	0- 0	AWAY	0- 2	2- 0	3- 2				
3- 2	1- 0	0- 0	NEUTRAL	0- 0	0- 2	2- 0				
7- 7	1- 3	0- 0	NON-CONFERENCE	0- 1	0- 2	6- 1				
3- 2	0- 2	0- 0	HOME	0- 0	0- 0	3- 0				
1- 3	0- 1	0- 0	AWAY	0- 1	0- 0	1- 1				
3- 2	1- 0	0- 0	NEUTRAL	0- 0	0- 2	2- 0				
7- 7	0- 2	0- 0	CONFERENCE	0- 2	4- 0	3- 3				
3- 4	0- 1	0- 0	HOME	0- 1	2- 0	1- 2				
4- 3	0- 1	0- 0	AWAY	0- 1	2- 0	2- 1				
0- 0	0- 0	0- 0	NEUTRAL	0- 0	0- 0	0- 0				

RPI 1-25				RPI 26-50				RPI 51-100				RPI 101+ Team's RPI: 118			
RPI	S	Opponent	Score	RPI	S	Opponent	Score	RPI	S	Opponent	Score	RPI	S	Opponent	Score
1	A	Notre Dame	43 97					51	A	Penn	61 71	122	N	Louisiana Tech	64 83
12	A	Princeton	57 78					51	H	Penn	69 74	127	A	Yale	68 63
12	H	Princeton	46 96					95	A	Maine	46 65	127	H	Yale	65 55
15	H	FGCU	58 68									130	A	Cornell	61 57
20	H	Chattanooga	52 54									130	H	Cornell	60 54
25	N	Quinnipiac	87 83									143	N	Temple	69 81
<hr/>															
LAST 12 Division I GAMES:															
232	A	Brown	76 69	130	A	Cornell	61 57	153	A	Dartmouth	75 69	153	H	Dartmouth	61 76
127	A	Yale	68 63	290	A	Columbia	43 59	188	N	Holy Cross	79 76	197	A	Massachusetts	75 62
290	H	Columbia	82 81	127	H	Yale	65 55	232	A	Brown	76 69	232	H	Brown	80 83
130	H	Cornell	60 54	232	H	Brown	80 83	253	N	Lipscomb	84 63	265	H	Colgate	68 53
12	A	Princeton	57 78	51	H	Penn	69 74	290	A	Columbia	43 59	290	H	Columbia	82 81
51	A	Penn	61 71	12	H	Princeton	46 96	294	H	NJIT	66 54	308	H	Northeastern	67 65
								321	A	Boston U.	62 63				

Non-Div I Games:

Harvard

■ Loss,
■ Non-Conf, S Site,
■ Home
■ Away
N Neutral

Average RPI Win:	207	WON-LOST	WINNING	LAST 10	STRENGTH OF	OPP. STRENGTH	TEAM	ADJ.	CONF.	ADJ CONF.
Average RPI Loss:	71	RECORD	PCT. RANK	GAMES	SCHEDULE	OF SCHEDULE	RPI	RPI	RPI	RPI
DIV. I ONLY	21- 7	35	10- 0	163	131	70	70	16	16	
DIV. I NON-CONF.	6- 5	145	0- 0	108	125	138	138	14	14	
TOTALS	RPI 1-25	RPI 26-50	W-L RECORDS	RPI 51-100	RPI 101-150	RPI 150+				
21- 7	0- 3	0- 0	OVERALL	2- 2	4- 1	15- 1				
11- 4	0- 3	0- 0	HOME	1- 1	2- 0	8- 0				
9- 3	0- 0	0- 0	AWAY	1- 1	2- 1	6- 1				
1- 0	0- 0	0- 0	NEUTRAL	0- 0	0- 0	1- 0				
6- 5	0- 3	0- 0	NON-CONFERENCE	1- 1	0- 1	5- 0				
3- 4	0- 3	0- 0	HOME	0- 1	0- 0	3- 0				
3- 1	0- 0	0- 0	AWAY	1- 0	0- 1	2- 0				
0- 0	0- 0	0- 0	NEUTRAL	0- 0	0- 0	0- 0				
15- 2	0- 0	0- 0	CONFERENCE	1- 1	4- 0	10- 1				
8- 0	0- 0	0- 0	HOME	1- 0	2- 0	5- 0				
6- 2	0- 0	0- 0	AWAY	0- 1	2- 0	4- 1				
1- 0	0- 0	0- 0	NEUTRAL	0- 0	0- 0	1- 0				

RPI 1-25				RPI 26-50				RPI 51-100 Team's RPI: 70				RPI 101+			
RPI	S	Opponent	Score	RPI	S	Opponent	Score	RPI	S	Opponent	Score	RPI	S	Opponent	Score
16	H	North Carolina	65 74					61	H	Pacific	61 69	111	A	Long Beach St.	47 46
18	H	Stanford	73 86					81	A	CSUN	46 53	111	H	Long Beach St.	72 64
24	H	California	72 79					81	H	CSUN	64 49	140	A	Bakersfield	69 78
								84	A	Colorado St.	63 58	145	A	UC Riverside	72 69
												145	H	UC Riverside	69 58
												151	A	UC Davis	58 53
												151	H	UC Davis	62 60
												159	A	Cal Poly	65 70
												159	H	Cal Poly	79 64
												211	A	Cal St. Fullerton	54 43
												211	H	Cal St. Fullerton	61 38
												211	N	Cal St. Fullerton	73 64
												234	H	UNLV	79 70
												247	H	Prairie View	72 58
												272	A	Loyola Marymount	85 76
												275	A	UC Irvine	85 50
												275	H	UC Irvine	75 37
												309	A	Denver	60 58
												310	H	UNC Greensboro	74 54
												330	A	UC Santa Barbara	60 36
												330	H	UC Santa Barbara	60 43
LAST 12 Division I GAMES:															
211	N	Cal St. Fullerton	73 64	211	A	Cal St. Fullerton	54 43								
211	H	Cal St. Fullerton	61 38	145	A	UC Riverside	72 69								
330	A	UC Santa Barbara	60 36	159	H	Cal Poly	79 64								
111	A	Long Beach St.	47 46	330	H	UC Santa Barbara	60 43								
151	H	UC Davis	62 60	81	H	CSUN	64 49								
275	H	UC Irvine	75 37	111	H	Long Beach St.	72 64								

Non-Div I Games: BYU-Hawaii 92 40 Hawaii Pacific 76 68

Hawaii

Loss, Non-Conf, S Site, H Home A Away N Neutral

Hofstra

Through Games Of March 13, 2015

Average RPI Win:	194	WON-LOST	WINNING	LAST 10	STRENGTH OF	OPP. STRENGTH	TEAM	ADJ.	CONF.	ADJ CONF.
Average RPI Loss:	130	RECORD	PCT. RANK	GAMES	SCHEDULE	OF SCHEDULE	RPI	RPI	RPI	RPI
DIV. I ONLY	19- 11	89	6- 4	135	147	97	97	14	14	
DIV. I NON-CONF.	7- 4	107	0- 0	79	214	71	71	11	11	
TOTALS	RPI 1-25	RPI 26-50	W-L RECORDS	RPI 51-100	RPI 101-150	RPI 150+				
19- 11	0- 0	1- 2	OVERALL	2- 2	3- 1	13- 6				
8- 6	0- 0	0- 2	HOME	0- 1	1- 1	7- 2				
10- 5	0- 0	1- 0	AWAY	2- 1	2- 0	5- 4				
1- 0	0- 0	0- 0	NEUTRAL	0- 0	0- 0	1- 0				
7- 4	0- 0	0- 1	NON-CONFERENCE	1- 1	2- 0	4- 2				
3- 2	0- 0	0- 1	HOME	0- 0	1- 0	2- 1				
4- 2	0- 0	0- 0	AWAY	1- 1	1- 0	2- 1				
0- 0	0- 0	0- 0	NEUTRAL	0- 0	0- 0	0- 0				
12- 7	0- 0	1- 1	CONFERENCE	1- 1	1- 1	9- 4				
5- 4	0- 0	0- 1	HOME	0- 1	0- 1	5- 1				
6- 3	0- 0	1- 0	AWAY	1- 0	1- 0	3- 3				
1- 0	0- 0	0- 0	NEUTRAL	0- 0	0- 0	1- 0				

RPI 1-25				RPI 26-50				RPI 51-100				Team's RPI: 97		RPI 101+			
RPI	S	Opponent	Score	RPI	S	Opponent	Score	RPI	S	Opponent	Score		RPI	S	Opponent	Score	
				27	H	Western Ky.	65 70	72	A	Fordham	46 60		101	A	Elon	55 53	
				30	A	James Madison	63 62	74	A	Drexel	53 52		101	H	Elon	58 64	
				30	H	James Madison	68 77	74	H	Drexel	56 63		120	A	Boston College	75 61	
								77	A	Albany (NY)	65 55		123	H	UNI	61 58	
													165	H	Central Conn. St.	66 71	
													177	A	Delaware	53 64	
													177	H	Delaware	62 73	
													178	H	Fairfield	66 53	
													179	A	William & Mary	56 57	
													179	H	William & Mary	52 46	
													179	N	William & Mary	64 51	
													181	H	Robert Morris	71 51	
													200	A	Virginia Tech	43 60	
													226	A	UNCW	75 76	
													226	H	UNCW	71 57	
													237	A	Towson	58 42	
													237	H	Towson	62 48	
													271	A	Norfolk St.	64 47	
													285	A	Col. of Charleston	69 57	
													285	H	Col. of Charleston	78 53	
LAST 12 Division I GAMES:																	
				179	N	William & Mary	64 51	285	A	Col. of Charleston	69 57		294	A	NJIT	62 47	
				226	A	UNCW	75 76	179	H	William & Mary	52 46		308	A	Northeastern	66 45	
				101	H	Elon	58 64	30	H	James Madison	68 77		308	H	Northeastern	85 83	
				30	A	James Madison	63 62	177	H	Delaware	62 73						
				237	H	Towson	62 48	308	A	Northeastern	66 45						
				101	A	Elon	55 53	179	A	William & Mary	56 57						

Non-Div I Games:

Hofstra

■ Loss,
 ■ Non-Conf,
 ■ S Site,
 ■ H Home
 ■ A Away
 N Neutral

Holy Cross

Through Games Of March 13, 2015

Average RPI Win:	219	WON-LOST	WINNING	LAST 10	STRENGTH OF	OPP. STRENGTH	TEAM	ADJ.	CONF.	ADJ CONF.
Average RPI Loss:	136	RECORD	PCT. RANK	GAMES	SCHEDULE	OF SCHEDULE	RPI	RPI	RPI	RPI
DIV. I ONLY	15- 17	195	7- 3	168	163	188	188	18	18	
DIV. I NON-CONF.	4- 9	243	0- 0	161	100	236	236	19	19	
TOTALS	RPI 1-25	RPI 26-50	W-L RECORDS	RPI 51-100	RPI 101-150	RPI 150+				
15- 17	0- 2	1- 1	OVERALL	0- 3	1- 5	13- 6				
6- 7	0- 0	0- 1	HOME	0- 1	1- 2	5- 3				
7- 7	0- 1	1- 0	AWAY	0- 1	0- 2	6- 3				
2- 3	0- 1	0- 0	NEUTRAL	0- 1	0- 1	2- 0				
4- 9	0- 2	0- 0	NON-CONFERENCE	0- 1	1- 2	3- 4				
2- 1	0- 0	0- 0	HOME	0- 0	1- 0	1- 1				
0- 5	0- 1	0- 0	AWAY	0- 0	0- 1	0- 3				
2- 3	0- 1	0- 0	NEUTRAL	0- 1	0- 1	2- 0				
11- 8	0- 0	1- 1	CONFERENCE	0- 2	0- 3	10- 2				
4- 6	0- 0	0- 1	HOME	0- 1	0- 2	4- 2				
7- 2	0- 0	1- 0	AWAY	0- 1	0- 1	6- 0				
0- 0	0- 0	0- 0	NEUTRAL	0- 0	0- 0	0- 0				

RPI 1-25				RPI 26-50				RPI 51-100				RPI 101+ Team's RPI: 188			
RPI	S	Opponent	Score	RPI	S	Opponent	Score	RPI	S	Opponent	Score	RPI	S	Opponent	Score
1	A	Notre Dame	29 104	50	A	American	67 61	99	A	Army	53 67	107	A	Lehigh	58 71
25	N	Quinnipiac	67 74	50	H	American	63 74	99	H	Army	51 53	107	H	Lehigh	60 66
								100	N	Western Mich.	40 51	107	H	Lehigh	62 75
												118	N	Harvard	76 79
												120	H	Boston College	80 64
												127	A	Yale	70 83
												153	A	Dartmouth	53 69
												156	A	Bryant	68 74
												161	A	Bucknell	53 52
												161	H	Bucknell	69 61
												195	A	Navy	60 44
												195	H	Navy	48 44
												197	A	Massachusetts	61 72
												210	A	Lafayette	64 46
												210	H	Lafayette	59 53
												218	H	UMass Lowell	78 63
												265	A	Colgate	68 62
												265	H	Colgate	71 76
												271	N	Norfolk St.	63 62
												284	A	Loyola Maryland	65 37
												284	H	Loyola Maryland	51 57
												300	N	Georgetown	73 69
												321	A	Boston U.	71 48
												321	H	Boston U.	76 62
												322	H	Manhattan	60 66
LAST 12 Division I GAMES:															
107	H	Lehigh	62 75	99	H	Army	51 53								
321	H	Boston U.	76 62	161	H	Bucknell	69 61								
284	A	Loyola Maryland	65 37	265	A	Colgate	68 62								
195	H	Navy	48 44	50	A	American	67 61								
210	H	Lafayette	59 53	284	H	Loyola Maryland	51 57								
107	A	Lehigh	58 71	195	A	Navy	60 44								

Non-Div I Games:

Holy Cross

■ Loss,
 ■ Non-Conf,
 ■ S Site,
 ■ H Home
 ■ A Away
 N Neutral

Average RPI Win: 251	WON-LOST	WINNING	LAST 10	STRENGTH OF	OPP. STRENGTH	TEAM	ADJ.	CONF.	ADJ CONF.
Average RPI Loss: 148	RECORD	PCT. RANK	GAMES	SCHEDULE	OF SCHEDULE	RPI	RPI	RPI	RPI
DIV. I ONLY	6- 24	314	0- 10	225	118	288	288	8	8
DIV. I NON-CONF.	5- 6	178	0- 0	248	273	216	216	7	7
<hr/>									
TOTALS	RPI 1-25	RPI 26-50	W-L RECORDS	RPI 51-100	RPI 101-150	RPI 150+			
6- 24	0- 1	0- 3	OVERALL	0- 5	0- 5	6- 10			
1- 11	0- 0	0- 1	HOME	0- 2	0- 2	1- 6			
3- 10	0- 1	0- 1	AWAY	0- 2	0- 3	3- 3			
2- 3	0- 0	0- 1	NEUTRAL	0- 1	0- 0	2- 1			
5- 6	0- 0	0- 2	NON-CONFERENCE	0- 0	0- 1	5- 3			
1- 2	0- 0	0- 0	HOME	0- 0	0- 0	1- 2			
2- 2	0- 0	0- 1	AWAY	0- 0	0- 1	2- 0			
2- 2	0- 0	0- 1	NEUTRAL	0- 0	0- 0	2- 1			
1- 18	0- 1	0- 1	CONFERENCE	0- 5	0- 4	1- 7			
0- 9	0- 0	0- 1	HOME	0- 2	0- 2	0- 4			
1- 8	0- 1	0- 0	AWAY	0- 2	0- 2	1- 3			
0- 1	0- 0	0- 0	NEUTRAL	0- 1	0- 0	0- 0			

RPI 1-25				RPI 26-50				RPI 51-100				RPI 101+ Team's RPI: 288			
RPI	S	Opponent	Score	RPI	S	Opponent	Score	RPI	S	Opponent	Score	RPI	S	Opponent	Score
5	A	UConn	26 85	26	H	South Fla.	55 71	52	A	Tulane	40 70	116	A	Tulsa	52 74
				30	N	James Madison	60 84	52	H	Tulane	46 63	116	H	Tulsa	51 67
				32	A	Texas A&M	55 94	52	N	Tulane	39 64	138	A	Texas Tech	54 60
								68	A	East Carolina	56 79	143	A	Temple	60 72
								68	H	East Carolina	46 87	143	H	Temple	45 56
												183	N	UTSA	56 53
												189	A	Memphis	49 84
												189	H	Memphis	58 64
												216	N	Nicholls St.	65 47
												241	N	Idaho St.	67 73
												247	H	Prairie View	56 61
												250	A	A&M-Corpus Christi	68 66
												255	A	SMU	63 45
												255	H	SMU	51 68
												256	A	Cincinnati	66 69
												256	H	Cincinnati	73 76
												270	H	Rice	59 58
												274	A	UCF	38 59
												274	H	UCF	50 64
												331	A	North Texas	46 42
												340	H	Incarinate Word	48 50
<hr/>															
LAST 12 Division I GAMES:															
				52	N	Tulane	39 64	189	H	Memphis	58 64				
				143	H	Temple	45 56	116	H	Tulsa	51 67				
				274	A	UCF	38 59	68	A	East Carolina	56 79				
				255	H	SMU	51 68	256	A	Cincinnati	66 69				
				5	A	UConn	26 85	52	H	Tulane	46 63				
				143	A	Temple	60 72	189	A	Memphis	49 84				

Non-Div I Games:

Houston

■ Loss,
 ■ Non-Conf, S Site,
 ■ Home
 ■ Away
 N Neutral

Houston Baptist

Through Games Of March 13, 2015

Average RPI Win:	264	WON-LOST	WINNING	LAST 10	STRENGTH OF	OPP. STRENGTH	TEAM	ADJ.	CONF.	ADJ CONF.
Average RPI Loss:	199	RECORD	PCT. RANK	GAMES	SCHEDULE	OF SCHEDULE	RPI	RPI	RPI	RPI
DIV. I ONLY	10- 17	248	5- 5	272	317	264	264	27	27	
DIV. I NON-CONF.	2- 5	259	0- 0	130	183	179	179	27	27	
TOTALS	RPI 1-25	RPI 26-50	W-L RECORDS	RPI 51-100	RPI 101-150	RPI 150+				
10- 17	0- 0	0- 0	OVERALL	0- 1	1- 3	9- 13				
5- 5	0- 0	0- 0	HOME	0- 0	0- 1	5- 4				
3- 12	0- 0	0- 0	AWAY	0- 1	1- 2	2- 9				
2- 0	0- 0	0- 0	NEUTRAL	0- 0	0- 0	2- 0				
2- 5	0- 0	0- 0	NON-CONFERENCE	0- 1	1- 1	1- 3				
0- 1	0- 0	0- 0	HOME	0- 0	0- 0	0- 1				
2- 4	0- 0	0- 0	AWAY	0- 1	1- 1	1- 2				
0- 0	0- 0	0- 0	NEUTRAL	0- 0	0- 0	0- 0				
8- 12	0- 0	0- 0	CONFERENCE	0- 0	0- 2	8- 10				
5- 4	0- 0	0- 0	HOME	0- 0	0- 1	5- 3				
1- 8	0- 0	0- 0	AWAY	0- 0	0- 1	1- 7				
2- 0	0- 0	0- 0	NEUTRAL	0- 0	0- 0	2- 0				

RPI 1-25			RPI 26-50			RPI 51-100			RPI 101+ Team's RPI: 264		
RPI	S	Opponent	Score	RPI	S	Opponent	Score	RPI	S	Opponent	Score
						71 A TCU	64 87	124 A		Stephen F. Austin	67 72
								124 H		Stephen F. Austin	57 69
								138 A		Texas Tech	59 60
								139 A		Texas St.	61 56
								164 A		Texas-Arlington	73 83
								175 A		Tex.-Pan American	72 75
								184 A		Lamar	62 79
								184 H		Lamar	64 80
								187 H		Texas Southern	80 92
								211 H		Northwestern St.	68 78
								216 A		Nicholls St.	58 70
								217 A		McNeese St.	57 60
								217 N		McNeese St.	70 68
								245 A		UTEP	87 77
								250 A		A&M-Corpus Christi	48 73
								250 H		A&M-Corpus Christi	59 54
								250 N		A&M-Corpus Christi	49 48
								252 A		Abilene Christian	53 68
								252 H		Abilene Christian	50 53
								258 H		Central Ark.	58 37
								295 A		Sam Houston St.	67 74
								295 H		Sam Houston St.	66 61
								305 H		New Orleans	63 45
								332 A		Southeastern La.	59 67
								340 A		Incarnate Word	81 71
								340 H		Incarnate Word	67 64
LAST 12 Division I GAMES:											
						250 N A&M-Corpus Christi	49 48	340 H		Incarnate Word	67 64
						217 N McNeese St.	70 68	295 H		Sam Houston St.	66 61
						340 A		184 A		Lamar	62 79
						250 A		124 A		Stephen F. Austin	67 72
						124 H		250 H		A&M-Corpus Christi	59 54
						252 A		295 A		Sam Houston St.	67 74

Non-Div I Games: McMurry 69 49 Arlington Baptist 92 62 Huston-Tillotson 86 36 S'western Assemblies 85 57
Houston Baptist

Loss, Non-Conf, S Site, H Home A Away N Neutral

Average RPI Win: 316	WON-LOST	WINNING	LAST 10	STRENGTH OF	OPP. STRENGTH	TEAM	ADJ.	CONF.	ADJ CONF.
Average RPI Loss: 198	RECORD	PCT. RANK	GAMES	SCHEDULE	OF SCHEDULE	RPI	RPI	RPI	RPI
DIV. I ONLY	4- 27	337	1- 9	278	320	341	341	31	31
DIV. I NON-CONF.	0- 13	339	0- 0	115	126	320	320	29	29
TOTALS	RPI 1-25	RPI 26-50	W-L RECORDS	RPI 51-100	RPI 101-150	RPI 150+			
4- 27	0- 1	0- 1	OVERALL	0- 2	0- 7	4- 16			
3- 8	0- 0	0- 1	HOME	0- 0	0- 2	3- 5			
0- 16	0- 0	0- 0	AWAY	0- 0	0- 0	0- 1			
1- 3	0- 0	0- 0	NEUTRAL	0- 0	0- 0	1- 3			
0- 13	0- 1	0- 1	NON-CONFERENCE	0- 2	0- 4	0- 5			
0- 3	0- 0	0- 1	HOME	0- 0	0- 1	0- 1			
0- 8	0- 1	0- 0	AWAY	0- 2	0- 3	0- 2			
0- 2	0- 0	0- 0	NEUTRAL	0- 0	0- 0	0- 2			
4- 14	0- 0	0- 0	CONFERENCE	0- 0	0- 3	4- 11			
3- 5	0- 0	0- 0	HOME	0- 0	0- 1	3- 4			
0- 8	0- 0	0- 0	AWAY	0- 0	0- 2	0- 6			
1- 1	0- 0	0- 0	NEUTRAL	0- 0	0- 0	1- 1			

RPI	S	Opponent	Score	RPI	S	Opponent	Score	RPI	S	Opponent	Score	RPI	S	Opponent	Score	Team's RPI: 341
16	A	North Carolina	49 83	48	H	Duquesne	63 89	57	A	Iowa St.	44 90	110	A	Virginia	53 74	
								60	A	St. Mary's (CA)	55 80	115	A	Hampton	61 80	
												115	H	Hampton	57 106	
												121	A	Old Dominion	54 75	
												130	A	Cornell	56 75	
												141	A	Savannah St.	59 70	
												143	H	Temple	48 78	
												176	H	N.C. A&T	69 80	
												185	A	La Salle	64 65	
												208	H	New Hampshire	68 78	
												213	N	Wyoming	53 67	
												232	N	Brown	68 80	
												261	A	Bethune-Cookman	53 61	
												271	A	Norfolk St.	71 90	
												271	H	Norfolk St.	60 63	
												271	N	Norfolk St.	55 67	
												283	A	South Carolina St.	64 78	
												283	N	South Carolina St.	70 57	
												291	H	Morgan St.	64 77	
												306	A	UMES	54 61	
												306	H	UMES	92 90	
												311	A	LIU Brooklyn	74 83	
												337	A	Coppin St.	61 75	
												337	H	Coppin St.	68 66	
												338	A	Florida A&M	51 65	
												339	H	N.C. Central	70 65	
LAST 12 Division I GAMES:																

Non-Div I Games:

Howard

■ Loss,
 ■ Non-Conf, S Site,
 ■ Home
 ■ Away
 N Neutral

H
o
w
a
r
d

RPI S Opponent Score

Through Games Of March 13, 2015

RPI	S	Opponent	Score
347	H	Delaware St.	50 58

H
o
w
a
r
d

Howard

IPFW				Through Games Of March 13, 2015						
Average RPI Win:	252	WON-LOST	WINNING	LAST 10	STRENGTH OF	OPP. STRENGTH	TEAM	ADJ.	CONF.	ADJ CONF.
Average RPI Loss:	184	RECORD	PCT. RANK	GAMES	SCHEDULE	OF SCHEDULE	RPI	RPI	RPI	RPI
DIV. I ONLY	7- 21	296	2- 8	290	258	314	314	25	25	
DIV. I NON-CONF.	4- 7	221	0- 0	334	248	305	305	25	25	
TOTALS	RPI 1-25	RPI 26-50	W-L RECORDS	RPI 51-100	RPI 101-150	RPI 150+				
7- 21	0- 0	0- 2	OVERALL	0- 4	1- 1	6- 14				
5- 8	0- 0	0- 1	HOME	0- 1	1- 0	4- 6				
2- 12	0- 0	0- 1	AWAY	0- 2	0- 1	2- 8				
0- 1	0- 0	0- 0	NEUTRAL	0- 1	0- 0	0- 0				
4- 7	0- 0	0- 0	NON-CONFERENCE	0- 1	1- 1	3- 5				
3- 2	0- 0	0- 0	HOME	0- 0	1- 0	2- 2				
1- 5	0- 0	0- 0	AWAY	0- 1	0- 1	1- 3				
0- 0	0- 0	0- 0	NEUTRAL	0- 0	0- 0	0- 0				
3- 14	0- 0	0- 2	CONFERENCE	0- 3	0- 0	3- 9				
2- 6	0- 0	0- 1	HOME	0- 1	0- 0	2- 4				
1- 7	0- 0	0- 1	AWAY	0- 1	0- 0	1- 5				
0- 1	0- 0	0- 0	NEUTRAL	0- 1	0- 0	0- 0				

RPI 1-25				RPI 26-50				RPI 51-100				RPI 101+				Team's RPI: 314	
RPI	S	Opponent	Score	RPI	S	Opponent	Score	RPI	S	Opponent	Score	RPI	S	Opponent	Score		
				47	A	South Dakota St.	68 89	73	A	South Dakota	80 91	106	A	Illinois	63 70		
				47	H	South Dakota St.	64 65	73	H	South Dakota	72 73	136	H	Northern Ky.	65 59		
								73	N	South Dakota	70 78	154	A	Oral Roberts	56 84		
								75	A	West Virginia	48 82	154	H	Oral Roberts	73 63		
												166	A	Indiana	37 80		
												215	A	IUPUI	68 78		
												215	H	IUPUI	68 78		
												220	A	USC Upstate	73 85		
												222	H	Detroit	74 81		
												233	A	Western Ill.	55 59		
												233	H	Western Ill.	85 98		
												236	H	Oakland	84 92		
												243	H	Evansville	77 59		
												268	A	North Dakota St.	60 81		
												268	H	North Dakota St.	66 72		
												281	H	Milwaukee	78 72		
												296	A	Omaha	61 70		
												296	H	Omaha	70 59		
												309	A	Denver	68 51		
												309	H	Denver	75 82		
												333	A	Coastal Caro.	63 90		
												343	A	Chicago St.	79 62		
LAST 12 Division I GAMES:																	
				73	N	South Dakota	70 78	47	A	South Dakota St.	68 89						
				154	A	Oral Roberts	56 84	73	A	South Dakota	80 91						
				296	A	Omaha	61 70	233	A	Western Ill.	55 59						
				268	H	North Dakota St.	66 72	296	H	Omaha	70 59						
				309	A	Denver	68 51	309	H	Denver	75 82						
				215	H	IUPUI	68 78	73	H	South Dakota	72 73						

Non-Div I Games: Grace (IN) 90 51 Trine 99 61

IPFW

■ Loss,
 ■ Non-Conf,
 ■ S Site,
 ■ Home
 ■ A Away
 N Neutral

Average RPI Loss: 151

Average RPI Win:	234	WON-LOST	WINNING	LAST 10	STRENGTH OF	OPP. STRENGTH	TEAM	ADJ.	CONF.	ADJ CONF.
Average RPI Loss:	151	RECORD	PCT. RANK	GAMES	SCHEDULE	OF SCHEDULE	RPI	RPI	RPI	RPI
DIV. I ONLY	13- 16	211	6- 4	151	267	215	215	25	25	
DIV. I NON-CONF.	3- 8	263	0- 0	103	227	259	259	25	25	

TOTALS	RPI 1-25		RPI 26-50	W-L RECORDS	RPI 51-100	RPI 101-150		RPI 150+		
13- 16	0- 1		1- 1	OVERALL	1- 3	0- 2		11- 9		
10- 3	0- 1		1- 0	HOME	1- 0	0- 0		8- 2		
2- 10	0- 0		0- 1	AWAY	0- 2	0- 2		2- 4		
1- 3	0- 0		0- 0	NEUTRAL	0- 1	0- 0		1- 2		
3- 8	0- 1		0- 0	NON-CONFERENCE	0- 1	0- 2		3- 4		
3- 2	0- 1		0- 0	HOME	0- 0	0- 0		3- 1		
0- 4	0- 0		0- 0	AWAY	0- 1	0- 2		0- 1		
0- 2	0- 0		0- 0	NEUTRAL	0- 0	0- 0		0- 2		
10- 8	0- 0		1- 1	CONFERENCE	1- 2	0- 0		8- 5		
7- 1	0- 0		1- 0	HOME	1- 0	0- 0		5- 1		
2- 6	0- 0		0- 1	AWAY	0- 1	0- 0		2- 4		
1- 1	0- 0		0- 0	NEUTRAL	0- 1	0- 0		1- 0		

RPI 1-25			
RPI	S	Opponent	Score
7	H	Louisville	69 89
RPI 26-50			
RPI	S	Opponent	Score
47	A	South Dakota St.	53 82
47	H	South Dakota St.	68 67
RPI 51-100			
RPI	S	Opponent	Score
73	A	South Dakota	53 69
73	H	South Dakota	68 43
73	N	South Dakota	58 69
79	A	Michigan St.	45 64
RPI 101+ Team's RPI: 215			
RPI	S	Opponent	Score
114	A	Missouri St.	58 68
136	A	Northern Ky.	43 57
154	A	Oral Roberts	72 84
154	H	Oral Roberts	85 52
166	A	Indiana	55 68
169	N	Montana St.	74 80
173	H	SIUE	87 76
174	H	Indiana St.	60 61
187	N	Texas Southern	61 71
233	A	Western Ill.	62 73
233	H	Western Ill.	62 69
233	N	Western Ill.	66 59
243	H	Evansville	62 50
268	A	North Dakota St.	63 68
268	H	North Dakota St.	76 65
296	A	Omaha	49 66
296	H	Omaha	68 49
303	H	Eastern Ill.	66 44
309	A	Denver	68 64
309	H	Denver	71 54
314	A	IPFW	78 68
314	H	IPFW	78 68
LAST 12 Division I GAMES:			
73	N	South Dakota	58 69
233	N	Western Ill.	66 59
47	A	South Dakota St.	53 82
73	A	South Dakota	53 69
154	H	Oral Roberts	85 52
268	H	North Dakota St.	76 65
233	H	Western Ill.	62 69
314	A	IPFW	78 68
309	A	Denver	68 64
296	H	Omaha	68 49
233	A	Western Ill.	62 73
73	H	South Dakota	68 43

Non-Div I Games:	Ind.-Southeast	95	45	Ind.-Kokomo	102	44
------------------	----------------	----	----	-------------	-----	----

IUPUI

Loss, Non-Conf, S Site, H Home A Away N Neutral

Idaho

Through Games Of March 13, 2015

Average RPI Win:	266	WON-LOST	WINNING	LAST 10	STRENGTH OF	OPP. STRENGTH	TEAM	ADJ.	CONF.	ADJ CONF.
Average RPI Loss:	116	RECORD	PCT. RANK	GAMES	SCHEDULE	OF SCHEDULE	RPI	RPI	RPI	RPI
DIV. I ONLY	12- 15	216	5- 5	182	221	196	196	21	21	
DIV. I NON-CONF.	4- 5	188	0- 0	80	206	90	90	21	21	
TOTALS	RPI 1-25	RPI 26-50	W-L RECORDS	RPI 51-100	RPI 101-150	RPI 150+				
12- 15	0- 2	0- 0	OVERALL	0- 4	1- 5	11- 4				
6- 4	0- 0	0- 0	HOME	0- 2	1- 1	5- 1				
5- 11	0- 2	0- 0	AWAY	0- 2	0- 4	5- 3				
1- 0	0- 0	0- 0	NEUTRAL	0- 0	0- 0	1- 0				
4- 5	0- 2	0- 0	NON-CONFERENCE	0- 2	0- 1	4- 0				
0- 1	0- 0	0- 0	HOME	0- 1	0- 0	0- 0				
3- 4	0- 2	0- 0	AWAY	0- 1	0- 1	3- 0				
1- 0	0- 0	0- 0	NEUTRAL	0- 0	0- 0	1- 0				
8- 10	0- 0	0- 0	CONFERENCE	0- 2	1- 4	7- 4				
6- 3	0- 0	0- 0	HOME	0- 1	1- 1	5- 1				
2- 7	0- 0	0- 0	AWAY	0- 1	0- 3	2- 3				
0- 0	0- 0	0- 0	NEUTRAL	0- 0	0- 0	2- 0				

RPI 1-25				RPI 26-50				RPI 51-100				RPI 101+ Team's RPI: 196			
RPI	S	Opponent	Score	RPI	S	Opponent	Score	RPI	S	Opponent	Score	RPI	S	Opponent	Score
4	A	Baylor	70 88					56	H	San Diego	52 58	119	A	Northern Colo.	52 70
19	A	Oregon St.	53 75					81	A	CSUN	50 67	126	A	Toledo	67 80
								91	A	Montana	68 81	129	A	Eastern Wash.	65 71
								91	H	Montana	74 87	129	H	Eastern Wash.	71 58
												135	A	Sacramento St.	84 92
												135	H	Sacramento St.	89 107
												169	A	Montana St.	62 71
												169	H	Montana St.	65 76
												182	A	North Dakota	62 68
												213	A	Wyoming	77 66
												241	A	Idaho St.	50 71
												241	H	Idaho St.	77 53
												254	H	Southern Utah	76 49
												260	A	Weber St.	67 60
												260	H	Weber St.	71 42
												267	H	Northern Ariz.	78 43
												298	A	Seattle	65 50
												312	A	Portland St.	69 49
												312	H	Portland St.	77 49
												317	N	Southeast Mo. St.	78 62
												330	A	UC Santa Barbara	47 44
LAST 12 Division I GAMES:															
241	H	Idaho St.	77 53	135	A	Sacramento St.	84 92								
260	H	Weber St.	71 42	312	A	Portland St.	69 49								
169	A	Montana St.	62 71	91	H	Montana	74 87								
91	A	Montana	68 81	169	H	Montana St.	65 76								
254	H	Southern Utah	76 49	129	H	Eastern Wash.	71 58								
267	H	Northern Ariz.	78 43	119	A	Northern Colo.	52 70								

Non-Div I Games: Multnomah 104 19 Lewis-Clark St. 74 48

Idaho

Loss, Non-Conf, S Site, H Home A Away N Neutral

Average RPI Win:	235	WON-LOST	WINNING	LAST 10	STRENGTH OF	OPP. STRENGTH	TEAM	ADJ.	CONF.	ADJ CONF.
Average RPI Loss:	157	RECORD	PCT. RANK	GAMES	SCHEDULE	OF SCHEDULE	RPI	RPI	RPI	RPI
DIV. I ONLY	11- 17	243	3- 7	222	241	241	241	21	21	
DIV. I NON-CONF.	3- 6	234	0- 0	255	195	263	263	21	21	
TOTALS	RPI 1-25	RPI 26-50	W-L RECORDS	RPI 51-100	RPI 101-150	RPI 150+				
11- 17	0- 0	0- 1	OVERALL	0- 5	1- 4	10- 7				
7- 5	0- 0	0- 0	HOME	0- 2	1- 2	6- 1				
3- 11	0- 0	0- 1	AWAY	0- 3	0- 2	3- 5				
1- 1	0- 0	0- 0	NEUTRAL	0- 0	0- 0	1- 1				
3- 6	0- 0	0- 1	NON-CONFERENCE	0- 2	0- 1	3- 2				
1- 2	0- 0	0- 0	HOME	0- 1	0- 1	1- 0				
1- 3	0- 0	0- 1	AWAY	0- 1	0- 0	1- 1				
1- 1	0- 0	0- 0	NEUTRAL	0- 0	0- 0	1- 1				
8- 11	0- 0	0- 0	CONFERENCE	0- 3	1- 3	7- 5				
6- 3	0- 0	0- 0	HOME	0- 1	1- 1	5- 1				
2- 8	0- 0	0- 0	AWAY	0- 2	0- 2	2- 4				
0- 0	0- 0	0- 0	NEUTRAL	0- 0	0- 0	0- 0				

RPI 1-25				RPI 26-50				RPI 51-100				RPI 101+ Team's RPI: 241			
RPI	S	Opponent	Score	RPI	S	Opponent	Score	RPI	S	Opponent	Score	RPI	S	Opponent	Score
				39	A	Gonzaga	63 88					112	H	Boise St.	62 86
								69	A	Washington St.	34 84	119	H	Northern Colo.	70 61
								90	H	Drake	66 80	129	A	Eastern Wash.	58 62
								91	A	Montana	67 69	129	H	Eastern Wash.	75 88
								91	A	Montana	65 77	135	A	Sacramento St.	53 84
								91	H	Montana	51 69	169	A	Montana St.	65 62
												169	H	Montana St.	87 74
												182	H	North Dakota	75 69
												196	A	Idaho	53 77
												196	H	Idaho	71 50
												228	N	San Diego St.	53 68
												238	A	Utah	40 59
												254	A	Southern Utah	75 76
												254	H	Southern Utah	61 68
												260	A	Weber St.	57 63
												260	H	Weber St.	63 56
												267	A	Northern Ariz.	47 64
												267	H	Northern Ariz.	69 68
												288	N	Houston	73 67
												298	A	Seattle	63 55
												312	A	Portland St.	65 53
												328	H	Utah Valley	68 67
LAST 12 Division I GAMES:															
				91	A	Montana	67 69	254	A	Southern Utah	75 76				
				196	A	Idaho	53 77	267	A	Northern Ariz.	47 64				
				129	A	Eastern Wash.	58 62	260	A	Weber St.	57 63				
				260	H	Weber St.	63 56	182	H	North Dakota	75 69				
				169	H	Montana St.	87 74	119	H	Northern Colo.	70 61				
				91	H	Montana	51 69	312	A	Portland St.	65 53				

Non-Div I Games: Col. of Idaho 81 48 Northwest Nazarene 88 69

Idaho St.

Loss, Non-Conf, S Site, H Home A Away N Neutral

Ill.-Chicago

Through Games Of March 13, 2015

Average RPI Win:	257	WON-LOST	WINNING	LAST 10	STRENGTH OF	OPP. STRENGTH	TEAM	ADJ.	CONF.	ADJ CONF.
Average RPI Loss:	109	RECORD	PCT. RANK	GAMES	SCHEDULE	OF SCHEDULE	RPI	RPI	RPI	RPI
DIV. I ONLY	14- 14	169	3- 7	219	214	209	209	12	12	
DIV. I NON-CONF.	8- 3	71	0- 0	285	311	143	143	15	15	
TOTALS	RPI 1-25	RPI 26-50	W-L RECORDS	RPI 51-100	RPI 101-150	RPI 150+				
14- 14	0- 2	0- 2	OVERALL	1- 3	0- 4	13- 3				
9- 5	0- 1	0- 0	HOME	0- 2	0- 1	9- 1				
5- 7	0- 1	0- 1	AWAY	1- 1	0- 2	4- 2				
0- 2	0- 0	0- 1	NEUTRAL	0- 0	0- 1	0- 0				
8- 3	0- 0	0- 2	NON-CONFERENCE	0- 0	0- 1	8- 0				
6- 0	0- 0	0- 0	HOME	0- 0	0- 0	6- 0				
2- 1	0- 0	0- 1	AWAY	0- 0	0- 0	2- 0				
0- 2	0- 0	0- 1	NEUTRAL	0- 0	0- 1	0- 0				
6- 11	0- 2	0- 0	CONFERENCE	1- 3	0- 3	5- 3				
3- 5	0- 1	0- 0	HOME	0- 2	0- 1	3- 1				
3- 6	0- 1	0- 0	AWAY	1- 1	0- 2	2- 2				
0- 0	0- 0	0- 0	NEUTRAL	0- 0	0- 0	0- 0				

RPI 1-25				RPI 26-50				RPI 51-100				RPI 101+ Team's RPI: 209			
RPI	S	Opponent	Score	RPI	S	Opponent	Score	RPI	S	Opponent	Score	RPI	S	Opponent	Score
23	A	Green Bay	32 71	29	N	Mississippi St.	36 73	78	A	Youngstown St.	66 63	108	A	Cleveland St.	46 58
23	H	Green Bay	45 64	34	A	Northwestern	40 61	78	H	Youngstown St.	66 69	108	A	Cleveland St.	70 76
								83	A	Wright St.	54 74	108	H	Cleveland St.	73 75
								83	H	Wright St.	63 74	121	N	Old Dominion	55 61
												173	H	SIUE	63 52
												222	A	Detroit	65 70
												222	H	Detroit	68 76
												233	H	Western Ill.	67 54
												236	A	Oakland	75 60
												236	H	Oakland	64 54
												251	H	Northern Ill.	61 47
												278	A	Miami (OH)	72 69
												281	A	Milwaukee	63 64
												281	H	Milwaukee	72 70
												282	A	Valparaiso	86 56
												282	H	Valparaiso	60 42
												297	H	Loyola Chicago	63 28
												303	A	Eastern Ill.	78 66
												325	H	Bradley	71 43
												343	H	Chicago St.	70 44
LAST 12 Division I GAMES:															
108	A	Cleveland St.	70 76	83	H	Wright St.	63 74								
108	A	Cleveland St.	46 58	222	H	Detroit	68 76								
83	A	Wright St.	54 74	78	A	Youngstown St.	66 63								
236	H	Oakland	64 54	108	H	Cleveland St.	73 75								
281	H	Milwaukee	72 70	23	H	Green Bay	45 64								
23	A	Green Bay	32 71	282	H	Valparaiso	60 42								

Non-Div I Games: Robert Morris-S'fiel04 26 Ill.-Springfield 61 44

Ill.-Chicago

Loss, Non-Conf, S Site, H Home A Away N Neutral

Average RPI Win:	154	WON-LOST	WINNING	LAST 10	STRENGTH OF	OPP. STRENGTH	TEAM	ADJ.	CONF.	ADJ CONF.
Average RPI Loss:	62	RECORD	PCT. RANK	GAMES	SCHEDULE	OF SCHEDULE	RPI	RPI	RPI	RPI
DIV. I ONLY	15- 16	182	4- 6	45	41	106	106	4	4	
DIV. I NON-CONF.	9- 3	60	0- 0	91	133	52	52	2	2	
TOTALS	RPI 1-25	RPI 26-50	W-L RECORDS	RPI 51-100	RPI 101-150	RPI 150+				
15- 16	2- 2	2- 8	OVERALL	1- 3	2- 1	8- 2				
10- 5	1- 0	2- 2	HOME	1- 1	1- 1	5- 1				
4- 8	0- 1	0- 4	AWAY	0- 2	1- 0	3- 1				
1- 3	1- 1	0- 2	NEUTRAL	0- 0	0- 0	0- 0				
9- 3	1- 1	0- 2	NON-CONFERENCE	0- 0	1- 0	7- 0				
6- 0	0- 0	0- 0	HOME	0- 0	1- 0	5- 0				
2- 1	0- 0	0- 1	AWAY	0- 0	0- 0	2- 0				
1- 2	1- 1	0- 1	NEUTRAL	0- 0	0- 0	0- 0				
6- 13	1- 1	2- 6	CONFERENCE	1- 3	1- 1	1- 2				
4- 5	1- 0	2- 2	HOME	1- 1	0- 1	0- 1				
2- 7	0- 1	0- 3	AWAY	0- 2	1- 0	1- 1				
0- 1	0- 0	0- 1	NEUTRAL	0- 0	0- 0	0- 0				

RPI	S	Opponent	Score	RPI	S	Opponent	Score	RPI	S	Opponent	Score	RPI	S	Opponent	Score	Team's RPI: 106
6	A	Maryland	54 74	26	N	South Fla.	61 67	67	A	Michigan	57 70	110	H	Virginia	86 63	
8	N	Kentucky	77 71	28	H	Ohio St.	66 55	67	H	Michigan	72 60	133	A	Purdue	47 46	
9	H	Iowa	73 61	34	A	Northwestern	58 64	79	A	Michigan St.	56 63	133	H	Purdue	55 62	
22	N	Oklahoma	76 78	34	H	Northwestern	67 68	79	H	Michigan St.	65 67	158	A	Southern Ill.	86 42	
				36	A	Nebraska	57 59					162	H	Wisconsin	62 73	
				36	H	Nebraska	53 58					166	A	Indiana	58 85	
				36	N	Nebraska	71 86					181	H	Robert Morris	66 48	
				38	A	Seton Hall	72 82					189	H	Memphis	60 58	
				43	A	Rutgers	56 80					224	H	Southern U.	62 42	
				44	H	Minnesota	95 69					227	A	Penn St.	91 76	
												282	A	Valparaiso	80 58	
												314	H	IPFW	70 63	
												329	H	Murray St.	64 44	
LAST 12 Division I GAMES:																
				36	N	Nebraska	71 86					166	A	Indiana	58 85	
				67	H	Michigan	72 60					34	A	Northwestern	58 64	
				79	H	Michigan St.	65 67					44	H	Minnesota	95 69	
				133	A	Purdue	47 46					162	H	Wisconsin	62 73	
				43	A	Rutgers	56 80					36	A	Nebraska	57 59	
				28	H	Ohio St.	66 55					67	A	Michigan	57 70	

Non-Div I Games:

Illinois

Average RPI Win:	228	WON-LOST	WINNING	LAST 10	STRENGTH OF	OPP. STRENGTH	TEAM	ADJ.	CONF.	ADJ CONF.
Average RPI Loss:	156	RECORD	PCT. RANK	GAMES	SCHEDULE	OF SCHEDULE	RPI	RPI	RPI	RPI
DIV. I ONLY	2- 28	347	1- 9	155	210	326	326	19	19	
DIV. I NON-CONF.	0- 11	339	0- 0	77	164	303	303	16	16	
TOTALS	RPI 1-25	RPI 26-50	W-L RECORDS	RPI 51-100	RPI 101-150	RPI 150+				
2- 28	0- 1	0- 3	OVERALL	0- 4	0- 8	2- 12				
1- 14	0- 1	0- 2	HOME	0- 1	0- 5	1- 5				
1- 12	0- 0	0- 1	AWAY	0- 3	0- 2	1- 6				
0- 2	0- 0	0- 0	NEUTRAL	0- 0	0- 1	0- 1				
0- 11	0- 1	0- 1	NON-CONFERENCE	0- 2	0- 4	0- 3				
0- 6	0- 1	0- 1	HOME	0- 0	0- 3	0- 1				
0- 4	0- 0	0- 0	AWAY	0- 2	0- 0	0- 2				
0- 1	0- 0	0- 0	NEUTRAL	0- 0	0- 1	0- 0				
2- 17	0- 0	0- 2	CONFERENCE	0- 2	0- 4	2- 9				
1- 8	0- 0	0- 1	HOME	0- 1	0- 2	1- 4				
1- 8	0- 0	0- 1	AWAY	0- 1	0- 2	1- 4				
0- 1	0- 0	0- 0	NEUTRAL	0- 0	0- 0	0- 1				

RPI 1-25				RPI 26-50				RPI 51-100				RPI 101+				Team's RPI: 326	
RPI	S	Opponent	Score	RPI	S	Opponent	Score	RPI	S	Opponent	Score	RPI	S	Opponent	Score		
17	H	Arizona St.	44 89	37	H	DePaul	62 99	65	A	Miami (FL)	44 95	114	A	Missouri St.	35 58		
				40	A	Wichita St.	38 85	84	A	Colorado St.	49 70	114	H	Missouri St.	78 90		
				40	H	Wichita St.	41 46	90	A	Drake	51 86	123	A	UNI	43 71		
								90	H	Drake	47 70	123	H	UNI	52 59		
												125	N	Buffalo	60 68		
												132	H	UT Martin	46 79		
												136	H	Northern Ky.	48 59		
												146	H	Butler	60 72		
												158	A	Southern Ill.	69 54		
												158	H	Southern Ill.	56 65		
												162	A	Wisconsin	60 71		
												174	A	Indiana St.	65 74		
												174	H	Indiana St.	36 60		
												243	A	Evansville	52 69		
												243	H	Evansville	50 62		
												243	N	Evansville	51 55		
												251	A	Northern Ill.	51 55		
												293	H	Bowling Green	54 58		
												297	A	Loyola Chicago	53 67		
												297	H	Loyola Chicago	72 56		
												325	A	Bradley	50 60		
												325	H	Bradley	55 58		
LAST 12 Division I GAMES:																	
				243	N	Evansville	51 55	243	A	Evansville	52 69						
				158	A	Southern Ill.	69 54	174	A	Indiana St.	65 74						
				325	A	Bradley	50 60	90	H	Drake	47 70						
				297	A	Loyola Chicago	53 67	123	H	UNI	52 59						
				114	H	Missouri St.	78 90	297	H	Loyola Chicago	72 56						
				40	H	Wichita St.	41 46	325	H	Bradley	55 58						

Non-Div I Games:

Illinois St.

Average RPI Win:	308	WON-LOST	WINNING	LAST 10	STRENGTH OF	OPP. STRENGTH	TEAM	ADJ.	CONF.	ADJ CONF.
Average RPI Loss:	206	RECORD	PCT. RANK	GAMES	SCHEDULE	OF SCHEDULE	RPI	RPI	RPI	RPI
DIV. I ONLY	3- 22	339	0- 10	276	318	340	340	27	27	
DIV. I NON-CONF.	1- 6	316	0- 0	252	176	298	298	27	27	
TOTALS	RPI 1-25	RPI 26-50	W-L RECORDS	RPI 51-100	RPI 101-150	RPI 150+				
3- 22	0- 0	0- 0	OVERALL	0- 1	0- 3	3- 18				
2- 8	0- 0	0- 0	HOME	0- 0	0- 1	2- 7				
1- 13	0- 0	0- 0	AWAY	0- 0	0- 0	1- 0				
0- 1	0- 0	0- 0	NEUTRAL	0- 1	0- 0	0- 0				
1- 6	0- 0	0- 0	NON-CONFERENCE	0- 1	0- 1	1- 4				
0- 1	0- 0	0- 0	HOME	0- 0	0- 0	0- 1				
1- 4	0- 0	0- 0	AWAY	0- 0	0- 1	1- 3				
0- 1	0- 0	0- 0	NEUTRAL	0- 1	0- 0	0- 0				
2- 16	0- 0	0- 0	CONFERENCE	0- 0	0- 2	2- 14				
2- 7	0- 0	0- 0	HOME	0- 0	0- 1	2- 6				
0- 9	0- 0	0- 0	AWAY	0- 0	0- 1	0- 8				
0- 0	0- 0	0- 0	NEUTRAL	0- 0	0- 0	0- 0				

RPI S	Opponent	Score	RPI S	Opponent	Score	RPI S	Opponent	Score	RPI S	Opponent	Score	Team's RPI: 340
						72 N	Fordham	42 74	105 A	Kansas	46 68	
									124 A	Stephen F. Austin	44 58	
									124 H	Stephen F. Austin	47 64	
									166 A	Indiana	49 85	
									175 A	Tex.-Pan American	61 65	
									183 A	UTSA	31 57	
									184 A	Lamar	64 81	
									184 H	Lamar	45 67	
									211 A	Northwestern St.	51 73	
									216 A	Nicholls St.	34 67	
									216 H	Nicholls St.	58 69	
									217 H	McNeese St.	101 104	
									250 A	A&M-Corpus Christi	54 63	
									250 H	A&M-Corpus Christi	49 61	
									252 A	Abilene Christian	54 78	
									252 H	Abilene Christian	62 72	
									258 A	Central Ark.	49 58	
									264 A	Houston Baptist	64 67	
									264 H	Houston Baptist	71 81	
									273 H	Grand Canyon	67 72	
									288 A	Houston	50 48	
									295 A	Sam Houston St.	55 59	
									305 H	New Orleans	71 59	
									332 H	Southeastern La.	82 70	
LAST 12 Division I GAMES:												
264 H	Houston Baptist	71 81	258 A	Central Ark.	49 58							
252 H	Abilene Christian	62 72	124 H	Stephen F. Austin	47 64							
184 A	Lamar	64 81	184 H	Lamar	45 67							
124 A	Stephen F. Austin	44 58	216 H	Nicholls St.	58 69							
250 H	A&M-Corpus Christi	49 61	216 A	Nicholls St.	34 67							
264 A	Houston Baptist	64 67	250 A	A&M-Corpus Christi	54 63							

Non-Div I Games: Texas Wesleyan 66 74 St. Thomas (TX) 64 49 Our Lady Of The Lak92 104 Texas Lutheran 62 41

Incarnate Word

Loss, Non-Conf, S Site, H Home A Away N Neutral

Indiana

Through Games Of March 13, 2015

Average RPI Win:	209	WON-LOST	WINNING	LAST 10	STRENGTH OF	OPP. STRENGTH	TEAM	ADJ.	CONF.	ADJ CONF.
Average RPI Loss:	63	RECORD	PCT. RANK	GAMES	SCHEDULE	OF SCHEDULE	RPI	RPI	RPI	RPI
DIV. I ONLY	15- 16	182	2- 8	142	57	166	166	4	4	
DIV. I NON-CONF.	10- 1	17	0- 0	335	295	123	123	2	2	
TOTALS	RPI 1-25	RPI 26-50	W-L RECORDS	RPI 51-100	RPI 101-150	RPI 150+				
15- 16	0- 3	0- 8	OVERALL	1- 2	4- 1	10- 2				
11- 6	0- 1	0- 4	HOME	1- 0	3- 0	7- 1				
3- 9	0- 2	0- 3	AWAY	0- 2	1- 1	2- 1				
1- 1	0- 0	0- 1	NEUTRAL	0- 0	0- 0	1- 0				
10- 1	0- 0	0- 0	NON-CONFERENCE	0- 0	2- 0	8- 1				
7- 1	0- 0	0- 0	HOME	0- 0	1- 0	6- 1				
3- 0	0- 0	0- 0	AWAY	0- 0	1- 0	2- 0				
0- 0	0- 0	0- 0	NEUTRAL	0- 0	0- 0	0- 0				
5- 15	0- 3	0- 8	CONFERENCE	1- 2	2- 1	2- 1				
4- 5	0- 1	0- 4	HOME	1- 0	2- 0	1- 0				
0- 9	0- 2	0- 3	AWAY	0- 2	0- 1	0- 1				
1- 1	0- 0	0- 1	NEUTRAL	0- 0	0- 0	1- 0				

RPI 1-25				RPI 26-50				RPI 51-100				RPI 101+ Team's RPI: 166			
RPI	S	Opponent	Score	RPI	S	Opponent	Score	RPI	S	Opponent	Score	RPI	S	Opponent	Score
6	A	Maryland	72 83	28	A	Ohio St.	70 78	67	A	Michigan	52 68	106	H	Illinois	85 58
6	H	Maryland	74 84	28	H	Ohio St.	49 103	79	A	Michigan St.	57 72	109	H	East Tenn. St.	97 69
9	A	Iowa	64 81	34	H	Northwestern	69 75	79	H	Michigan St.	70 51	120	A	Boston College	76 67
				36	H	Nebraska	64 67					133	A	Purdue	64 86
				43	A	Rutgers	60 71					133	H	Purdue	72 55
				43	H	Rutgers	51 66					162	H	Wisconsin	69 52
				43	N	Rutgers	52 63					174	H	Indiana St.	61 65
				44	A	Minnesota	61 65					215	H	IUPUI	68 55
												227	A	Penn St.	75 79
												227	N	Penn St.	68 63
												236	A	Oakland	88 61
												246	H	Morehead St.	98 57
												280	H	Gardner-Webb	115 54
												281	A	Milwaukee	82 56
												282	H	Valparaiso	81 49
												314	H	IPFW	80 37
												340	H	Incarinate Word	85 49
LAST 12 Division I GAMES:															
				43	N	Rutgers	52 63	9	A	Iowa	64 81				
				227	N	Penn St.	68 63	106	H	Illinois	85 58				
				43	A	Rutgers	60 71	28	A	Ohio St.	70 78				
				6	A	Maryland	72 83	34	H	Northwestern	69 75				
				36	H	Nebraska	64 67	133	H	Purdue	72 55				
				67	A	Michigan	52 68	79	A	Michigan St.	57 72				

Non-Div I Games:

Indiana

■ Loss,
 ■ Non-Conf,
 ■ S Site,
 ■ H Home
 ■ A Away
 N Neutral

Average RPI Win:	230	WON-LOST	WINNING	LAST 10	STRENGTH OF	OPP. STRENGTH	TEAM	ADJ.	CONF.	ADJ CONF.
Average RPI Loss:	117	RECORD	PCT. RANK	GAMES	SCHEDULE	OF SCHEDULE	RPI	RPI	RPI	RPI
DIV. I ONLY	16- 13	142	3- 7	260	156	174	174	19	19	
DIV. I NON-CONF.	9- 1	21	0- 0	187	115	46	46	16	16	
TOTALS	RPI 1-25	RPI 26-50	W-L RECORDS	RPI 51-100	RPI 101-150	RPI 150+				
16- 13	0- 0	0- 2	OVERALL	1- 3	2- 5	13- 3				
6- 6	0- 0	0- 1	HOME	0- 2	1- 2	5- 1				
9- 6	0- 0	0- 1	AWAY	1- 1	1- 2	7- 2				
1- 1	0- 0	0- 0	NEUTRAL	0- 0	0- 1	1- 0				
9- 1	0- 0	0- 0	NON-CONFERENCE	1- 1	2- 0	6- 0				
2- 1	0- 0	0- 0	HOME	0- 1	1- 0	1- 0				
6- 0	0- 0	0- 0	AWAY	1- 0	1- 0	4- 0				
1- 0	0- 0	0- 0	NEUTRAL	0- 0	0- 0	1- 0				
7- 12	0- 0	0- 2	CONFERENCE	0- 2	0- 5	7- 3				
4- 5	0- 0	0- 1	HOME	0- 1	0- 2	4- 1				
3- 6	0- 0	0- 1	AWAY	0- 1	0- 2	3- 2				
0- 1	0- 0	0- 0	NEUTRAL	0- 0	0- 1	0- 0				

RPI S	Opponent	Score	RPI S	Opponent	Score	RPI S	Opponent	Score	RPI S	Opponent	Score	Team's RPI: 174
40	A Wichita St.	52 63	40	H Wichita St.	54 62	54	H Stetson	52 62	109	H East Tenn. St.	76 69	
						85	A St. John's (NY)	73 67	114	A Missouri St.	66 74	
						90	A Drake	61 76	114	H Missouri St.	56 65	
						90	H Drake	65 72	114	N Missouri St.	57 75	
									123	A UNI	29 64	
									123	H UNI	55 57	
									146	A Butler	66 51	
									152	A Saint Louis	68 58	
									152	H Saint Louis	63 60	
									158	A Southern Ill.	53 65	
									158	H Southern Ill.	58 76	
									166	A Indiana	65 61	
									215	A IUPUI	61 60	
									243	A Evansville	71 53	
									243	H Evansville	67 52	
									255	N SMU	64 55	
									297	A Loyola Chicago	50 61	
									297	H Loyola Chicago	64 37	
									318	A South Ala.	74 53	
									325	A Bradley	65 55	
									325	H Bradley	64 50	
									326	A Illinois St.	60 36	
									326	H Illinois St.	74 65	
LAST 12 Division I GAMES:												
114	N Missouri St.	57 75	158	H Southern Ill.	58 76							
40	H Wichita St.	54 62	326	H Illinois St.	74 65							
114	H Missouri St.	56 65	297	A Loyola Chicago	50 61							
243	A Evansville	71 53	325	A Bradley	65 55							
90	A Drake	61 76	243	H Evansville	67 52							
123	A UNI	29 64	123	H UNI	55 57							

Non-Div I Games: Indianapolis 62 43

Indiana St.

Average RPI Win:	246	WON-LOST	WINNING	LAST 10	STRENGTH OF	OPP. STRENGTH	TEAM	ADJ.	CONF.	ADJ CONF.
Average RPI Loss:	144	RECORD	PCT. RANK	GAMES	SCHEDULE	OF SCHEDULE	RPI	RPI	RPI	RPI
DIV. I ONLY	15- 15	169	4- 6	204	251	198	198	24	24	
DIV. I NON-CONF.	3- 6	234	0- 0	110	202	203	203	24	24	
TOTALS	RPI 1-25	RPI 26-50	W-L RECORDS	RPI 51-100	RPI 101-150	RPI 150+				
15- 15	0- 2	0- 1	OVERALL	1- 1	0- 4	14- 7				
8- 6	0- 1	0- 1	HOME	0- 0	0- 1	8- 3				
7- 9	0- 1	0- 0	AWAY	1- 1	0- 3	6- 4				
0- 0	0- 0	0- 0	NEUTRAL	0- 0	0- 0	0- 0				
3- 6	0- 0	0- 1	NON-CONFERENCE	1- 1	0- 2	2- 2				
2- 2	0- 0	0- 1	HOME	0- 0	0- 0	2- 1				
1- 4	0- 0	0- 0	AWAY	1- 1	0- 2	0- 1				
0- 0	0- 0	0- 0	NEUTRAL	0- 0	0- 0	0- 0				
12- 9	0- 2	0- 0	CONFERENCE	0- 0	0- 2	12- 5				
6- 4	0- 1	0- 0	HOME	0- 0	0- 1	6- 2				
6- 5	0- 1	0- 0	AWAY	0- 0	0- 1	6- 3				
0- 0	0- 0	0- 0	NEUTRAL	0- 0	0- 0	0- 0				

RPI S Opponent	Score	RPI S Opponent	Score	RPI S Opponent	Score	RPI S Opponent	Score	Team's RPI: 198
25 A Quinnipiac	74 85	43 H Rutgers	58 66	61 A Pacific	49 64	105 A Kansas	49 90	
25 H Quinnipiac	72 79			72 A Fordham	72 51	109 A East Tenn. St.	64 76	
						117 A Marist	54 59	
						117 H Marist	58 63	
						168 A Siena	79 50	
						168 A Siena	61 71	
						168 H Siena	57 50	
						178 A Fairfield	66 77	
						178 H Fairfield	62 74	
						192 H Stony Brook	73 62	
						219 H Sacred Heart	80 82	
						240 A Niagara	83 72	
						240 H Niagara	81 53	
						242 A Monmouth	74 75	
						242 H Monmouth	71 58	
						262 A Canisius	80 62	
						262 H Canisius	85 75	
						274 H UCF	75 67	
						277 A Rider	71 51	
						277 H Rider	81 85	
						293 A Bowling Green	59 80	
						322 A Manhattan	79 62	
						322 H Manhattan	60 41	
						327 A Saint Peter's	67 65	
						327 H Saint Peter's	77 43	
LAST 12 Division I GAMES:								
168 A Siena	61 71	327 A Saint Peter's	67 65					
240 H Niagara	81 53	25 A Quinnipiac	74 85					
178 H Fairfield	62 74	322 H Manhattan	60 41					
25 H Quinnipiac	72 79	117 H Marist	58 63					
117 A Marist	54 59	178 A Fairfield	66 77					
168 H Siena	57 50	262 A Canisius	80 62					

Non-Div I Games:

Iona

Average RPI Win:	98	WON-LOST	WINNING	LAST 10	STRENGTH OF	OPP. STRENGTH	TEAM	ADJ.	CONF.	ADJ CONF.
Average RPI Loss:	37	RECORD	PCT. RANK	GAMES	SCHEDULE	OF SCHEDULE	RPI	RPI	RPI	RPI
DIV. I ONLY	24- 7	29	7- 3	12	11	9	9	4	4	
DIV. I NON-CONF.	9- 2	35	0- 0	26	12	13	13	2	2	
TOTALS	RPI 1-25	RPI 26-50	W-L RECORDS	RPI 51-100	RPI 101-150	RPI 150+				
24- 7	1- 2	9- 4	OVERALL	4- 0	3- 1	7- 0				
16- 0	1- 0	4- 0	HOME	2- 0	3- 0	6- 0				
6- 5	0- 2	3- 2	AWAY	2- 0	0- 1	1- 0				
2- 2	0- 0	2- 2	NEUTRAL	0- 0	0- 0	0- 0				
9- 2	1- 1	1- 1	NON-CONFERENCE	2- 0	2- 0	3- 0				
7- 0	1- 0	0- 0	HOME	1- 0	2- 0	3- 0				
1- 1	0- 1	0- 0	AWAY	1- 0	0- 0	0- 0				
1- 1	0- 0	1- 1	NEUTRAL	0- 0	0- 0	0- 0				
15- 5	0- 1	8- 3	CONFERENCE	2- 0	1- 1	4- 0				
9- 0	0- 0	4- 0	HOME	1- 0	1- 0	3- 0				
5- 4	0- 1	3- 2	AWAY	1- 0	0- 1	1- 0				
1- 1	0- 0	1- 1	NEUTRAL	0- 0	0- 0	0- 0				

RPI	S	Opponent	Score	RPI	S	Opponent	Score	RPI	S	Opponent	Score	RPI	S	Opponent	Score
6	A	Maryland	88 93	28	A	Ohio St.	82 100	57	H	Iowa St.	76 67	102	H	Colorado	78 63
7	A	Louisville	52 86	28	H	Ohio St.	73 65	67	H	Michigan	76 70	106	A	Illinois	61 73
13	H	Dayton	90 83	28	N	Ohio St.	85 91	79	A	Michigan St.	52 50	123	H	UNI	73 45
				34	A	Northwestern	102 99	90	A	Drake	100 98	133	H	Purdue	73 59
				34	H	Northwestern	83 70					162	A	Wisconsin	87 75
				36	A	Nebraska	69 61					162	H	Wisconsin	78 74
				36	H	Nebraska	78 72					166	H	Indiana	81 64
				36	N	Nebraska	74 65					181	H	Robert Morris	85 67
				39	N	Gonzaga	79 67					220	H	USC Upstate	107 56
				42	N	Arkansas	67 77					227	H	Penn St.	77 52
				43	A	Rutgers	79 72					230	H	Pepperdine	97 68
				44	A	Minnesota	80 93								
				44	H	Minnesota	92 76								
LAST 12 Division I GAMES:															
				28	N	Ohio St.	85 91	166	H	Indiana	81 64				
				36	N	Nebraska	74 65	36	A	Nebraska	69 61				
				44	H	Minnesota	92 76	162	A	Wisconsin	87 75				
				162	H	Wisconsin	78 74	28	H	Ohio St.	73 65				
				28	A	Ohio St.	82 100	6	A	Maryland	88 93				
				44	A	Minnesota	80 93	34	A	Northwestern	102 99				

Non-Div I Games:

Iowa

Average RPI Win:	136	WON-LOST	WINNING	LAST 10	STRENGTH OF	OPP. STRENGTH	TEAM	ADJ.	CONF.	ADJ CONF.
Average RPI Loss:	61	RECORD	PCT. RANK	GAMES	SCHEDULE	OF SCHEDULE	RPI	RPI	RPI	RPI
DIV. I ONLY	18- 12	107	4- 6	39	31	57	57	1	1	
DIV. I NON-CONF.	9- 2	35	0- 0	200	212	64	64	1	1	
TOTALS	RPI 1-25	RPI 26-50	W-L RECORDS	RPI 51-100	RPI 101-150	RPI 150+				
18- 12	4- 3	0- 3	OVERALL	5- 3	2- 3	7- 0				
15- 2	3- 0	0- 1	HOME	4- 0	2- 1	6- 0				
2- 9	1- 3	0- 1	AWAY	1- 3	0- 2	0- 0				
1- 1	0- 0	0- 1	NEUTRAL	0- 0	0- 0	1- 0				
9- 2	0- 1	0- 0	NON-CONFERENCE	1- 1	1- 0	7- 0				
8- 0	0- 0	0- 0	HOME	1- 0	1- 0	6- 0				
0- 2	0- 1	0- 0	AWAY	0- 1	0- 0	0- 0				
1- 0	0- 0	0- 0	NEUTRAL	0- 0	0- 0	1- 0				
9- 10	4- 2	0- 3	CONFERENCE	4- 2	1- 3	0- 0				
7- 2	3- 0	0- 1	HOME	3- 0	1- 1	0- 0				
2- 7	1- 2	0- 1	AWAY	1- 2	0- 2	0- 0				
0- 1	0- 0	0- 1	NEUTRAL	0- 0	0- 0	0- 0				

RPI	S	Opponent	Score	RPI	S	Opponent	Score	RPI	S	Opponent	Score	RPI	S	Opponent	Score
4	A	Baylor	47 79	46	A	Oklahoma St.	48 60	60	A	St. Mary's (CA)	63 67	105	A	Kansas	64 68
4	H	Baylor	76 71	46	H	Oklahoma St.	62 63	64	A	Kansas St.	79 59	105	H	Kansas	56 61
9	A	Iowa	67 76	46	N	Oklahoma St.	58 67	64	H	Kansas St.	60 55	138	A	Texas Tech	58 71
21	A	Texas	58 57					71	A	TCU	84 86	138	H	Texas Tech	59 47
21	H	Texas	59 57					71	H	TCU	80 62	145	H	UC Riverside	71 54
22	A	Oklahoma	66 75					75	A	West Virginia	52 54	178	H	Fairfield	76 63
22	H	Oklahoma	84 76					75	H	West Virginia	61 43	192	H	Stony Brook	74 64
								90	H	Drake	84 67	213	N	Wyoming	84 63
												220	H	USC Upstate	98 76
												256	H	Cincinnati	85 54
												336	H	Ark.-Pine Bluff	82 56
												341	H	Howard	90 44
LAST 12 Division I GAMES:															
46	N	Oklahoma St.	58 67	46	A	Oklahoma St.	48 60								
105	A	Kansas	64 68	138	A	Texas Tech	58 71								
4	H	Baylor	76 71	75	H	West Virginia	61 43								
138	H	Texas Tech	59 47	22	A	Oklahoma	66 75								
75	A	West Virginia	52 54	46	H	Oklahoma St.	62 63								
22	H	Oklahoma	84 76	105	H	Kansas	56 61								

Non-Div I Games:

Iowa St.

■ Loss,
 ■ Non-Conf, S Site,
 ■ Home
 ■ Away
 N Neutral

Average RPI Win:	309	WON-LOST	WINNING	LAST 10	STRENGTH OF	OPP. STRENGTH	TEAM	ADJ.	CONF.	ADJ CONF.
Average RPI Loss:	209	RECORD	PCT. RANK	GAMES	SCHEDULE	OF SCHEDULE	RPI	RPI	RPI	RPI
DIV. I ONLY	14- 17	206	7- 3	342	347	276	276	32	32	
DIV. I NON-CONF.	3- 8	263	0- 0	230	258	256	256	31	31	
TOTALS	RPI 1-25	RPI 26-50	W-L RECORDS	RPI 51-100	RPI 101-150	RPI 150+				
14- 17	0- 0	0- 2	OVERALL	0- 1	0- 1	14- 13				
6- 4	0- 0	0- 0	HOME	0- 0	0- 0	6- 4				
6- 10	0- 0	0- 0	AWAY	0- 0	0- 0	6- 1				
2- 3	0- 0	0- 1	NEUTRAL	0- 0	0- 0	2- 2				
3- 8	0- 0	0- 2	NON-CONFERENCE	0- 1	0- 1	3- 4				
1- 0	0- 0	0- 0	HOME	0- 0	0- 0	1- 0				
1- 6	0- 0	0- 1	AWAY	0- 1	0- 1	1- 3				
1- 2	0- 0	0- 1	NEUTRAL	0- 0	0- 0	1- 1				
11- 9	0- 0	0- 0	CONFERENCE	0- 0	0- 0	11- 9				
5- 4	0- 0	0- 0	HOME	0- 0	0- 0	5- 4				
5- 4	0- 0	0- 0	AWAY	0- 0	0- 0	5- 4				
1- 1	0- 0	0- 0	NEUTRAL	0- 0	0- 0	1- 1				

RPI S	Opponent	Score	RPI S	Opponent	Score	RPI S	Opponent	Score	RPI S	Opponent	Score	Team's RPI: 276
45	A Arkansas St.	60 92	48	N Duquesne	72 90	58	A LSU	44 52	147	A La.-Lafayette	56 65	
									187	A Texas Southern	53 70	
									187	H Texas Southern	46 54	
									194	A Mercer	48 80	
									207	A Jacksonville St.	57 64	
									211	H Northwestern St.	62 61	
									224	A Southern U.	60 82	
									224	H Southern U.	61 77	
									247	A Prairie View	65 82	
									247	H Prairie View	65 60	
									253	A Lipscomb	45 72	
									258	N Central Ark.	45 56	
									266	A Alabama St.	90 85	
									266	H Alabama St.	68 67	
									266	N Alabama St.	60 62	
									313	A Grambling	64 55	
									313	H Grambling	70 56	
									316	A Alcorn	65 41	
									316	H Alcorn	69 76	
									329	N Murray St.	90 81	
									336	A Ark.-Pine Bluff	78 74	
									336	H Ark.-Pine Bluff	49 57	
									343	A Chicago St.	70 60	
									346	A Alabama A&M	75 71	
									346	H Alabama A&M	66 58	
									346	N Alabama A&M	89 82	
LAST 12 Division I GAMES:												
266	N Alabama St.	60 62	313	H Grambling	70 56							
346	N Alabama A&M	89 82	187	H Texas Southern	46 54							
266	H Alabama St.	68 67	247	H Prairie View	65 60							
346	H Alabama A&M	66 58	224	A Southern U.	60 82							
336	A Ark.-Pine Bluff	78 74	316	A Alcorn	65 41							
349	H Mississippi Val.	58 54	336	H Ark.-Pine Bluff	49 57							

Non-Div I Games:

Jackson St.

■ Loss,
 ■ Non-Conf,
 ■ S Site,
 ■ Home
 ■ A Away
 N Neutral

J
a
c
k
s
o
n
s
t
.

Jackson St.
RPI S Opponent Score

Through Games Of March 13, 2015

RPI	S	Opponent	Score	
349	A	Mississippi Val.	71	74
349	H	Mississippi Val.	58	54

J
a
c
k
s
o
n
s
t
.

Jackson St.

Jacksonville

Through Games Of March 13, 2015

Average RPI Win: 209	WON-LOST	WINNING	LAST 10	STRENGTH OF	OPP. STRENGTH	TEAM	ADJ.	CONF.	ADJ CONF.
Average RPI Loss: 136	RECORD	PCT. RANK	GAMES	SCHEDULE	OF SCHEDULE	RPI	RPI	RPI	RPI
DIV. I ONLY	10- 17	248	6- 4	101	134	201	201	11	11
DIV. I NON-CONF.	3- 8	263	0- 0	273	155	279	279	12	12
TOTALS	RPI 1-25	RPI 26-50	W-L RECORDS	RPI 51-100	RPI 101-150	RPI 150+			
10- 17	0- 4	0- 1	OVERALL	0- 3	2- 1	8- 8			
5- 6	0- 1	0- 1	HOME	0- 1	0- 1	5- 2			
5- 11	0- 3	0- 0	AWAY	0- 2	2- 0	3- 6			
0- 0	0- 0	0- 0	NEUTRAL	0- 0	0- 0	0- 0			
3- 8	0- 1	0- 1	NON-CONFERENCE	0- 1	1- 0	2- 5			
2- 1	0- 0	0- 1	HOME	0- 0	0- 0	2- 0			
1- 7	0- 1	0- 0	AWAY	0- 1	1- 0	0- 5			
0- 0	0- 0	0- 0	NEUTRAL	0- 0	0- 0	0- 0			
7- 9	0- 3	0- 0	CONFERENCE	0- 2	1- 1	6- 3			
3- 5	0- 1	0- 0	HOME	0- 1	0- 1	3- 2			
4- 4	0- 2	0- 0	AWAY	0- 1	1- 0	3- 1			
0- 0	0- 0	0- 0	NEUTRAL	0- 0	0- 0	0- 0			

RPI 1-25				RPI 26-50				RPI 51-100				RPI 101+ Team's RPI: 201			
RPI	S	Opponent	Score	RPI	S	Opponent	Score	RPI	S	Opponent	Score	RPI	S	Opponent	Score
10	A	Florida St.	46 73	35	H	Syracuse	61 77	54	A	Stetson	47 73	136	A	Northern Ky.	76 62
15	A	FGCU	42 62					54	H	Stetson	67 73	136	H	Northern Ky.	59 70
15	A	FGCU	47 78					65	A	Miami (FL)	36 65	141	A	Savannah St.	45 41
15	H	FGCU	37 60									157	A	Tennessee St.	61 64
												160	A	Florida	73 84
												163	A	Kennesaw St.	78 64
												163	H	Kennesaw St.	55 54
												163	H	Kennesaw St.	73 70
												220	A	USC Upstate	64 66
												220	H	USC Upstate	58 60
												239	A	North Florida	68 56
												239	H	North Florida	54 52
												253	A	Lipscomb	75 63
												253	H	Lipscomb	63 75
												261	H	Bethune-Cookman	64 51
												274	A	UCF	59 71
												299	A	Ga. Southern	65 78
												329	A	Murray St.	62 80
												335	H	FIU	76 64
LAST 12 Division I GAMES:															
15	A	FGCU	42 62	220	H	USC Upstate	58 60								
163	H	Kennesaw St.	55 54	163	H	Kennesaw St.	73 70								
15	A	FGCU	47 78	239	A	North Florida	68 56								
54	H	Stetson	67 73	163	A	Kennesaw St.	78 64								
253	A	Lipscomb	75 63	220	A	USC Upstate	64 66								
136	A	Northern Ky.	76 62	136	H	Northern Ky.	59 70								

Non-Div I Games: Trinity Baptist 98 24 Thomas (GA) 65 38

Jacksonville

Loss, Non-Conf, S Site, H Home A Away N Neutral

Average RPI Win: 264		WON-LOST	WINNING	LAST 10	STRENGTH OF	OPP. STRENGTH	TEAM	ADJ.	CONF.	ADJ CONF.
Average RPI Loss: 195		RECORD	PCT. RANK	GAMES	SCHEDULE	OF SCHEDULE	RPI	RPI	RPI	RPI
DIV. I ONLY		19- 10	81	7- 3	337	305	207	207	26	26
DIV. I NON-CONF.		9- 3	60	0- 0	317	337	131	131	26	26
TOTALS		RPI 1-25	RPI 26-50	W-L RECORDS	RPI 51-100	RPI 101-150	RPI 150+			
19- 10	0- 0		0- 0	OVERALL	0- 0	1- 2	18- 8			
10- 3	0- 0		0- 0	HOME	0- 0	0- 0	10- 3			
7- 6	0- 0		0- 0	AWAY	0- 0	0- 2	7- 4			
2- 1	0- 0		0- 0	NEUTRAL	0- 0	1- 0	1- 1			
9- 3	0- 0		0- 0	NON-CONFERENCE	0- 0	1- 1	8- 2			
5- 0	0- 0		0- 0	HOME	0- 0	0- 0	5- 0			
2- 3	0- 0		0- 0	AWAY	0- 0	0- 1	2- 2			
2- 0	0- 0		0- 0	NEUTRAL	0- 0	1- 0	1- 0			
10- 7	0- 0		0- 0	CONFERENCE	0- 0	0- 1	10- 6			
5- 3	0- 0		0- 0	HOME	0- 0	0- 0	5- 3			
5- 3	0- 0		0- 0	AWAY	0- 0	0- 1	5- 2			
0- 1	0- 0		0- 0	NEUTRAL	0- 0	0- 0	0- 1			

RPI 1-25				RPI 26-50				RPI 51-100				RPI 101+ Team's RPI: 207			
RPI	S	Opponent	Score	RPI	S	Opponent	Score	RPI	S	Opponent	Score	RPI	S	Opponent	Score
												109	N	East Tenn. St.	57 56
												132	A	UT Martin	47 67
												138	A	Texas Tech	59 67
												157	A	Tennessee St.	63 50
												157	H	Tennessee St.	66 74
												163	A	Kennesaw St.	65 67
												170	A	Belmont	66 70
												170	H	Belmont	52 55
												170	N	Belmont	45 55
												173	A	SIUE	72 69
												194	H	Mercer	67 66
												202	A	Alabama	64 62
												246	A	Morehead St.	83 78
												246	H	Morehead St.	72 64
												258	A	Central Ark.	63 54
												259	H	Austin Peay	54 57
												276	H	Jackson St.	64 57
												283	A	South Carolina St.	52 55
												289	A	Eastern Ky.	69 65
												289	H	Eastern Ky.	73 53
												299	H	Ga. Southern	78 52
												303	A	Eastern Ill.	63 66
												305	H	New Orleans	65 51
												315	H	Wofford	70 55
												317	H	Southeast Mo. St.	70 34
												329	H	Murray St.	78 73
LAST 12 Division I GAMES:															
				170	N	Belmont	45 55	334	A	Tennessee Tech	70 54				
				246	A	Morehead St.	83 78	157	A	Tennessee St.	63 50				
				289	A	Eastern Ky.	69 65	289	H	Eastern Ky.	73 53				
				157	H	Tennessee St.	66 74	246	H	Morehead St.	72 64				
				334	H	Tennessee Tech	67 58	170	A	Belmont	66 70				
				170	H	Belmont	52 55	132	A	UT Martin	47 67				

Non-Div I Games:

Jacksonville St.

Loss, Non-Conf, S Site, H Home A Away N Neutral

J
a
c
k
s
o
n
v
i
l
l
e
s
t
.

Jacksonville St.
RPI S Opponent Score

Through Games Of March 13, 2015

RPI	S	Opponent	Score	
334	A	Tennessee Tech	70	54
334	H	Tennessee Tech	67	58
348	N	Charleston So.	70	43

J
a
c
k
s
o
n
v
i
l
l
e
s
t
.

Jacksonville St.
S
t
.

Average RPI Win: 173	WON-LOST	WINNING	LAST 10	STRENGTH OF	OPP. STRENGTH	TEAM	ADJ.	CONF.	ADJ CONF.
Average RPI Loss: 55	RECORD	PCT. RANK	GAMES	SCHEDULE	OF SCHEDULE	RPI	RPI	RPI	RPI
DIV. I ONLY	27- 3	11	9- 1	157	88	30	30	14	14
DIV. I NON-CONF.	9- 2	35	0- 0	70	16	21	21	11	11
TOTALS	RPI 1-25	RPI 26-50	W-L RECORDS	RPI 51-100	RPI 101-150	RPI 150+			
27- 3	0- 1	2- 0	OVERALL	6- 2	3- 0	16- 0			
13- 1	0- 0	1- 0	HOME	3- 1	2- 0	7- 0			
12- 1	0- 0	1- 0	AWAY	3- 0	1- 0	7- 0			
2- 1	0- 1	0- 0	NEUTRAL	0- 0	0- 0	2- 0			
9- 2	0- 1	2- 0	NON-CONFERENCE	3- 1	1- 0	3- 0			
5- 0	0- 0	1- 0	HOME	2- 0	1- 0	1- 0			
3- 1	0- 0	1- 0	AWAY	1- 1	0- 0	1- 0			
1- 1	0- 1	0- 0	NEUTRAL	0- 0	0- 0	1- 0			
18- 1	0- 0	0- 0	CONFERENCE	3- 1	2- 0	13- 0			
8- 1	0- 0	0- 0	HOME	1- 1	1- 0	6- 0			
9- 0	0- 0	0- 0	AWAY	2- 0	1- 0	6- 0			
1- 0	0- 0	0- 0	NEUTRAL	0- 0	0- 0	1- 0			

RPI 1-25				RPI 26-50				Team's RPI: 30		RPI 51-100				RPI 101+			
RPI	S	Opponent	Score	RPI	S	Opponent	Score		RPI	S	Opponent	Score	RPI	S	Opponent	Score	
6	N	Maryland	64 80	41	H	Pittsburgh	80 64		53	A	Ohio	69 62	101	A	Elon	68 51	
				50	A	American	69 65		62	A	Vanderbilt	62 66	101	H	Elon	89 60	
									74	A	Drexel	73 54	115	H	Hampton	85 53	
									74	H	Drexel	66 51	167	H	St. Bonaventure	76 43	
									92	H	Richmond	79 68	177	A	Delaware	74 71	
									93	H	UCLA	91 87	177	H	Delaware	94 64	
									97	A	Hofstra	77 68	179	A	William & Mary	65 43	
									97	H	Hofstra	62 63	179	H	William & Mary	92 50	
													226	A	UNCW	85 49	
													226	H	UNCW	74 57	
													237	A	Towson	79 64	
													237	H	Towson	67 66	
													237	N	Towson	64 49	
													263	A	Davidson	73 57	
													285	A	Col. of Charleston	73 53	
													285	H	Col. of Charleston	107 58	
													288	N	Houston	84 60	
													308	A	Northeastern	77 55	
													308	H	Northeastern	82 47	
LAST 12 Division I GAMES:																	
		237	N	Towson			64 49				177	H	Delaware			94 64	
		285	H	Col. of Charleston			107 58				237	A	Towson			79 64	
		177	A	Delaware			74 71				74	A	Drexel			73 54	
		308	H	Northeastern			82 47				97	A	Hofstra			77 68	
		97	H	Hofstra			62 63				101	H	Elon			89 60	
		226	A	UNCW			85 49				285	A	Col. of Charleston			73 53	

Non-Div I Games:

James Madison

■ Loss,
■ Non-Conf,
■ S Site,
■ H Home
■ A Away
N Neutral

Average RPI Win:	133	WON-LOST	WINNING	LAST 10	STRENGTH OF	OPP. STRENGTH	TEAM	ADJ.	CONF.	ADJ CONF.
Average RPI Loss:	59	RECORD	PCT. RANK	GAMES	SCHEDULE	OF SCHEDULE	RPI	RPI	RPI	RPI
DIV. I ONLY	15- 17	195	3- 7	31	13	105	105	1	1	
DIV. I NON-CONF.	9- 4	84	0- 0	111	66	89	89	1	1	
TOTALS	RPI 1-25	RPI 26-50	W-L RECORDS	RPI 51-100	RPI 101-150	RPI 150+				
15- 17	2- 6	1- 2	OVERALL	4- 7	3- 1	5- 1				
12- 7	1- 3	1- 1	HOME	3- 2	2- 0	5- 1				
3- 8	1- 2	0- 1	AWAY	1- 4	1- 1	0- 0				
0- 2	0- 1	0- 0	NEUTRAL	0- 1	0- 0	0- 0				
9- 4	1- 1	1- 0	NON-CONFERENCE	1- 1	1- 1	5- 1				
9- 1	1- 0	1- 0	HOME	1- 0	1- 0	5- 1				
0- 2	0- 0	0- 0	AWAY	0- 1	0- 1	0- 0				
0- 1	0- 1	0- 0	NEUTRAL	0- 0	0- 0	0- 0				
6- 13	1- 5	0- 2	CONFERENCE	3- 6	2- 0	0- 0				
3- 6	0- 3	0- 1	HOME	2- 2	1- 0	0- 0				
3- 6	1- 2	0- 1	AWAY	1- 3	1- 0	0- 0				
0- 1	0- 0	0- 0	NEUTRAL	0- 1	0- 0	0- 0				

RPI	S	Opponent	Score	RPI	S	Opponent	Score	RPI	S	Opponent	Score	RPI	S	Opponent	Score	Team's RPI: 105
1	N	Notre Dame	47 89	45	H	Arkansas St.	62 48	57	A	Iowa St.	61 56	133	A	Purdue	48 61	
4	A	Baylor	58 66	46	A	Oklahoma St.	76 80	57	H	Iowa St.	68 64	138	A	Texas Tech	68 66	
4	H	Baylor	63 71	46	H	Oklahoma St.	57 65	64	A	Kansas St.	52 58	138	H	Texas Tech	71 67	
21	A	Texas	46 60					64	H	Kansas St.	48 55	143	H	Temple	76 56	
21	H	Texas	63 74					64	N	Kansas St.	49 57	187	H	Texas Southern	69 44	
22	A	Oklahoma	65 58					71	A	TCU	67 73	198	H	Iona	90 49	
22	H	Oklahoma	57 69					71	H	TCU	63 80	202	H	Alabama	80 85	
24	H	California	62 39					73	H	South Dakota	68 60	205	H	Samford	66 44	
								75	A	West Virginia	56 59	300	H	Georgetown	55 42	
								75	H	West Virginia	65 59	340	H	Incarnate Word	68 46	
								88	A	Creighton	81 84					
LAST 12 Division I GAMES:																
64	N	Kansas St.	49 57	21	H	Texas	63 74									
57	H	Iowa St.	68 64	75	A	West Virginia	56 59									
22	A	Oklahoma	65 58	46	H	Oklahoma St.	57 65									
64	H	Kansas St.	48 55	138	H	Texas Tech	71 67									
46	A	Oklahoma St.	76 80	4	A	Baylor	58 66									
71	A	TCU	67 73	57	A	Iowa St.	61 56									

Non-Div I Games:

Kansas

■ Loss,
■ Non-Conf, S Site,
■ Home
■ Away
N Neutral

Average RPI Win:	155	WON-LOST	WINNING	LAST 10	STRENGTH OF	OPP. STRENGTH	TEAM	ADJ.	CONF.	ADJ CONF.
Average RPI Loss:	43	RECORD	PCT. RANK	GAMES	SCHEDULE	OF SCHEDULE	RPI	RPI	RPI	RPI
DIV. I ONLY	17- 13	122	4- 6	24	53	64	64	1	1	
DIV. I NON-CONF.	9- 1	21	0- 0	142	341	43	43	1	1	
TOTALS	RPI 1-25	RPI 26-50	W-L RECORDS	RPI 51-100	RPI 101-150	RPI 150+				
17- 13	1- 6	1- 2	OVERALL	2- 4	5- 1	8- 0				
13- 4	1- 2	1- 0	HOME	2- 1	2- 1	7- 0				
2- 8	0- 3	0- 2	AWAY	0- 3	2- 0	0- 0				
2- 1	0- 1	0- 0	NEUTRAL	0- 0	1- 0	1- 0				
9- 1	0- 0	0- 1	NON-CONFERENCE	0- 0	1- 0	8- 0				
8- 0	0- 0	0- 0	HOME	0- 0	1- 0	7- 0				
0- 1	0- 0	0- 1	AWAY	0- 0	0- 0	0- 0				
1- 0	0- 0	0- 0	NEUTRAL	0- 0	0- 0	1- 0				
8- 12	1- 6	1- 1	CONFERENCE	2- 4	4- 1	0- 0				
5- 4	1- 2	1- 0	HOME	2- 1	1- 1	0- 0				
2- 7	0- 3	0- 1	AWAY	0- 3	2- 0	0- 0				
1- 1	0- 1	0- 0	NEUTRAL	0- 0	1- 0	0- 0				

RPI 1-25				RPI 26-50				RPI 51-100				RPI 101+			
RPI	S	Opponent	Score	RPI	S	Opponent	Score	RPI	S	Opponent	Score	RPI	S	Opponent	Score
4	A	Baylor	46 68	40	A	Wichita St.	48 51	57	A	Iowa St.	55 60	105	A	Kansas	55 48
4	H	Baylor	44 74	46	A	Oklahoma St.	47 69	57	H	Iowa St.	59 79	105	H	Kansas	58 52
4	N	Baylor	70 82	46	H	Oklahoma St.	52 51	71	A	TCU	47 67	105	N	Kansas	57 49
21	A	Texas	58 76					71	H	TCU	93 79	115	H	Hampton	66 46
21	H	Texas	66 57					75	A	West Virginia	51 63	138	A	Texas Tech	41 38
22	A	Oklahoma	58 66					75	H	West Virginia	59 55	138	H	Texas Tech	68 74
22	H	Oklahoma	64 73									154	H	Oral Roberts	53 47
												164	H	Texas-Arlington	45 41
												173	H	SIUE	81 55
												205	H	Samford	60 41
												245	N	UTEP	72 43
												252	H	Abilene Christian	68 53
												313	H	Grambling	61 38
												342	H	UMKC	65 36
LAST 12 Division I GAMES:															
		4 N Baylor	70 82			21 A Texas	58 76								
		105 N Kansas	57 49			138 H Texas Tech	68 74								
		75 H West Virginia	59 55			71 H TCU	93 79								
		71 A TCU	47 67			22 A Oklahoma	58 66								
		105 A Kansas	55 48			21 H Texas	66 57								
		22 H Oklahoma	64 73			138 A Texas Tech	41 38								

Non-Div I Games: William Jewell 66 53

Kansas St.

■ Loss,
 ■ Non-Conf,
 ■ S Site,
 ■ H Home
 ■ A Away
 N Neutral

Average RPI Win:	242	WON-LOST	WINNING	LAST 10	STRENGTH OF	OPP. STRENGTH	TEAM	ADJ.	CONF.	ADJ CONF.
Average RPI Loss:	138	RECORD	PCT. RANK	GAMES	SCHEDULE	OF SCHEDULE	RPI	RPI	RPI	RPI
DIV. I ONLY	17- 13	122	4- 6	245	224	163	163	11	11	
DIV. I NON-CONF.	11- 4	69	0- 0	287	332	124	124	12	12	
TOTALS	RPI 1-25	RPI 26-50	W-L RECORDS	RPI 51-100	RPI 101-150	RPI 150+				
17- 13	0- 2	0- 1	OVERALL	0- 3	1- 1	16- 6				
10- 4	0- 1	0- 0	HOME	0- 1	1- 0	9- 2				
7- 9	0- 1	0- 1	AWAY	0- 2	0- 1	7- 4				
0- 0	0- 0	0- 0	NEUTRAL	0- 0	0- 0	0- 0				
11- 4	0- 0	0- 1	NON-CONFERENCE	0- 1	0- 0	11- 2				
6- 1	0- 0	0- 0	HOME	0- 0	0- 0	6- 1				
5- 3	0- 0	0- 1	AWAY	0- 1	0- 0	5- 1				
0- 0	0- 0	0- 0	NEUTRAL	0- 0	0- 0	0- 0				
6- 9	0- 2	0- 0	CONFERENCE	0- 2	1- 1	5- 4				
4- 3	0- 1	0- 0	HOME	0- 1	1- 0	3- 1				
2- 6	0- 1	0- 0	AWAY	0- 1	0- 1	2- 3				
0- 0	0- 0	0- 0	NEUTRAL	0- 0	0- 0	0- 0				

RPI 1-25				RPI 26-50				RPI 51-100				RPI 101+ Team's RPI: 163			
RPI	S	Opponent	Score	RPI	S	Opponent	Score	RPI	S	Opponent	Score	RPI	S	Opponent	Score
15	A	FGCU	47 61	38	A	Seton Hall	74 77	54	A	Stetson	64 75	136	A	Northern Ky.	61 68
15	H	FGCU	60 71					54	H	Stetson	58 70	136	H	Northern Ky.	66 58
								86	A	Georgia Tech	48 77	157	A	Tennessee St.	65 56
												191	H	Xavier	61 60
												194	A	Mercer	76 56
												194	H	Mercer	44 54
												201	A	Jacksonville	70 73
												201	A	Jacksonville	54 55
												201	H	Jacksonville	64 78
												207	H	Jacksonville St.	67 65
												220	A	USC Upstate	72 63
												220	H	USC Upstate	67 55
												231	A	Georgia St.	73 64
												239	A	North Florida	64 52
												239	H	North Florida	46 40
												253	A	Lipscomb	61 79
												253	H	Lipscomb	75 57
												280	H	Gardner-Webb	50 47
												285	H	Col. of Charleston	68 61
												290	A	Columbia	66 62
												299	A	Ga. Southern	72 51
												329	H	Murray St.	65 60
												338	H	Florida A&M	79 58
												346	A	Alabama A&M	66 73
LAST 12 Division I GAMES:															
201	A	Jacksonville	54 55	201	A	Jacksonville	70 73								
253	H	Lipscomb	75 57	220	H	USC Upstate	67 55								
136	A	Northern Ky.	61 68	201	H	Jacksonville	64 78								
54	H	Stetson	58 70	239	H	North Florida	46 40								
15	H	FGCU	60 71	15	A	FGCU	47 61								
239	A	North Florida	64 52	54	A	Stetson	64 75								

Non-Div I Games:

Kennesaw St.

■ Loss,
 ■ Non-Conf,
 ■ S Site,
 ■ Home
 ■ A Away
 N Neutral

Average RPI Win: 254	WON-LOST	WINNING	LAST 10	STRENGTH OF	OPP. STRENGTH	TEAM	ADJ.	CONF.	ADJ CONF.
Average RPI Loss: 141	RECORD	PCT. RANK	GAMES	SCHEDULE	OF SCHEDULE	RPI	RPI	RPI	RPI
DIV. I ONLY	5- 25	326	2- 8	133	199	286	286	15	15
DIV. I NON-CONF.	2- 9	297	0- 0	146	188	273	273	17	17
TOTALS	RPI 1-25	RPI 26-50	W-L RECORDS	RPI 51-100	RPI 101-150	RPI 150+			
5- 25	0- 0	0- 3	OVERALL	0- 8	0- 5	5- 9			
3- 9	0- 0	0- 1	HOME	0- 5	0- 1	3- 2			
2- 14	0- 0	0- 2	AWAY	0- 3	0- 4	2- 5			
0- 2	0- 0	0- 0	NEUTRAL	0- 0	0- 0	0- 2			
2- 9	0- 0	0- 3	NON-CONFERENCE	0- 1	0- 1	2- 4			
1- 2	0- 0	0- 1	HOME	0- 1	0- 0	1- 0			
1- 5	0- 0	0- 2	AWAY	0- 0	0- 1	1- 2			
0- 2	0- 0	0- 0	NEUTRAL	0- 0	0- 0	0- 2			
3- 16	0- 0	0- 0	CONFERENCE	0- 7	0- 4	3- 5			
2- 7	0- 0	0- 0	HOME	0- 4	0- 1	2- 2			
1- 9	0- 0	0- 0	AWAY	0- 3	0- 3	1- 3			
0- 0	0- 0	0- 0	NEUTRAL	0- 0	0- 0	0- 0			

RPI 1-25			RPI 26-50			RPI 51-100			RPI 101+			Team's RPI: 286
RPI	S	Opponent	Score	RPI	S	Opponent	Score	RPI	S	Opponent	Score	
34	A	Northwestern	54 72	53	A	Ohio	44 58	108	A	Cleveland St.	67 69	
45	H	Arkansas St.	44 59	53	H	Ohio	56 69	125	A	Buffalo	57 59	
48	A	Duquesne	60 86	78	H	Youngstown St.	49 68	125	H	Buffalo	58 68	
				89	A	Akron	67 74	126	A	Toledo	49 67	
				89	H	Akron	53 54	128	A	Ball St.	47 85	
				94	A	Eastern Mich.	52 70	153	N	Dartmouth	49 60	
				94	H	Eastern Mich.	53 70	170	H	Belmont	58 55	
				100	H	Western Mich.	55 78	172	A	Central Mich.	63 65	
								172	H	Central Mich.	62 83	
								250	N	A&M-Corpus Christi	47 57	
								251	A	Northern Ill.	49 66	
								251	H	Northern Ill.	54 52	
								265	A	Colgate	62 61	
								268	A	North Dakota St.	68 74	
								278	A	Miami (OH)	59 66	
								278	H	Miami (OH)	53 69	
								293	A	Bowling Green	62 58	
								293	H	Bowling Green	55 48	
								305	A	New Orleans	55 58	
LAST 12 Division I GAMES:												
94	A	Eastern Mich.	52 70	125	A	Buffalo	57 59					
125	H	Buffalo	58 68	251	H	Northern Ill.	54 52					
53	H	Ohio	56 69	278	H	Miami (OH)	53 69					
278	A	Miami (OH)	59 66	53	A	Ohio	44 58					
89	H	Akron	53 54	94	H	Eastern Mich.	53 70					
293	A	Bowling Green	62 58	89	A	Akron	67 74					

Non-Div I Games:

Kent St.

 Loss,
 Non-Conf,
 S Site,
 H Home
 A Away
N Neutral

Average RPI Win: 95		WON-LOST	WINNING	LAST 10	STRENGTH OF		OPP. STRENGTH	TEAM	ADJ.	CONF.	ADJ CONF.
Average RPI Loss: 36		RECORD	PCT. RANK	GAMES	SCHEDULE		OF SCHEDULE	RPI	RPI	RPI	RPI
DIV. I ONLY		23- 9	49	6- 4	2		3	8	8	2	2
DIV. I NON-CONF.		11- 2	29	0- 0	11		8	5	5	4	4
TOTALS		RPI 1-25	RPI 26-50		W-L RECORDS		RPI 51-100	RPI 101-150		RPI 150+	
23- 9		4- 5	4- 1		OVERALL		4- 1	4- 2		7- 0	
13- 2		2- 1	1- 1		HOME		2- 0	3- 0		5- 0	
6- 5		1- 3	1- 0		AWAY		1- 1	1- 1		2- 0	
4- 2		1- 1	2- 0		NEUTRAL		1- 0	0- 1		0- 0	
11- 2		3- 1	1- 0		NON-CONFERENCE		1- 0	1- 1		5- 0	
7- 0		1- 0	0- 0		HOME		1- 0	1- 0		4- 0	
2- 1		1- 1	0- 0		AWAY		0- 0	0- 0		1- 0	
2- 1		1- 0	1- 0		NEUTRAL		0- 0	0- 1		0- 0	
12- 7		1- 4	3- 1		CONFERENCE		3- 1	3- 1		2- 0	
6- 2		1- 1	1- 1		HOME		1- 0	2- 0		1- 0	
4- 4		0- 2	1- 0		AWAY		1- 1	1- 1		1- 0	
2- 1		0- 1	1- 0		NEUTRAL		1- 0	0- 0		0- 0	

RPI	S	Opponent	Score	RPI	S	Opponent	Score	RPI	S	Opponent	Score	RPI	S	Opponent	Score
2	A	Tennessee	58 72	26	N	South Fla.	61 57	58	A	LSU	79 84	103	A	Ole Miss	59 67
2	H	Tennessee	72 73	29	H	Mississippi St.	92 90	59	H	Georgia	80 72	103	H	Ole Miss	64 58
2	N	Tennessee	64 75	29	N	Mississippi St.	76 67	62	A	Vanderbilt	82 68	104	A	Missouri	83 69
3	A	South Carolina	60 68	32	H	Texas A&M	69 81	62	N	Vanderbilt	67 61	106	N	Illinois	71 77
3	H	South Carolina	67 56	42	A	Arkansas	56 51	66	H	Middle Tenn.	78 62	136	H	Northern Ky.	82 64
4	H	Baylor	74 64									150	H	Auburn	78 57
7	A	Louisville	77 68									157	H	Tennessee St.	87 75
14	A	Duke	68 89									160	H	Florida	62 56
22	N	Oklahoma	92 88									170	H	Belmont	71 55
												171	H	Appalachian St.	111 74
												172	A	Central Mich.	71 68
												202	A	Alabama	78 66
												246	H	Morehead St.	91 62
LAST 12 Division I GAMES:															
		2 N Tennessee	64 75			32 H Texas A&M	69 81								
		29 N Mississippi St.	76 67			2 A Tennessee	58 72								
		62 N Vanderbilt	67 61			29 H Mississippi St.	92 90								
		3 H South Carolina	67 56			62 A Vanderbilt	82 68								
		42 A Arkansas	56 51			59 H Georgia	80 72								
		103 A Ole Miss	59 67			2 H Tennessee	72 73								

Non-Div I Games:

Kentucky

Average RPI Win: 283		WON-LOST	WINNING	LAST 10	STRENGTH OF	OPP. STRENGTH	TEAM	ADJ.	CONF.	ADJ CONF.
Average RPI Loss: 206		RECORD	PCT. RANK	GAMES	SCHEDULE	OF SCHEDULE	RPI	RPI	RPI	RPI
DIV. I ONLY		9- 21	277	3- 7	291	329	311	311	29	29
DIV. I NON-CONF.		3- 8	263	0- 0	202	342	292	292	28	28
TOTALS		RPI 1-25	RPI 26-50	W-L RECORDS	RPI 51-100	RPI 101-150	RPI 150+			
9- 21	0- 0		0- 0	OVERALL	0- 1	1- 3	8- 17			
6- 9	0- 0		0- 0	HOME	0- 0	1- 1	5- 8			
3- 12	0- 0		0- 0	AWAY	0- 1	0- 2	3- 9			
0- 0	0- 0		0- 0	NEUTRAL	0- 0	0- 0	0- 0			
3- 8	0- 0		0- 0	NON-CONFERENCE	0- 1	1- 3	2- 4			
2- 4	0- 0		0- 0	HOME	0- 0	1- 1	1- 3			
1- 4	0- 0		0- 0	AWAY	0- 1	0- 2	1- 1			
0- 0	0- 0		0- 0	NEUTRAL	0- 0	0- 0	0- 0			
6- 13	0- 0		0- 0	CONFERENCE	0- 0	0- 0	6- 13			
4- 5	0- 0		0- 0	HOME	0- 0	0- 0	4- 5			
2- 8	0- 0		0- 0	AWAY	0- 0	0- 0	2- 8			
0- 0	0- 0		0- 0	NEUTRAL	0- 0	0- 0	0- 0			

[illegible]

Non-Div I Games:

LIU Brooklyn

Loss, Non-Conf, S Site, H Home A Away N Neutral

RPI	S	Opponent	Score	
323	A	Wagner	69	72
323	H	Wagner	75	47
341	H	Howard	83	74

L
I
U
B
r
o
o
k
l
y
n

L
I
U
B
r
o
o
k
l
y
n

LIU Brooklyn

Average RPI Win:	153	WON-LOST	WINNING	LAST 10	STRENGTH OF	OPP. STRENGTH	TEAM	ADJ.	CONF.	ADJ CONF.
Average RPI Loss:	55	RECORD	PCT. RANK	GAMES	SCHEDULE	OF SCHEDULE	RPI	RPI	RPI	RPI
DIV. I ONLY	17- 13	122	6- 4	25	52	58	58	2	2	
DIV. I NON-CONF.	6- 6	158	0- 0	245	196	224	224	4	4	
<hr/>										
TOTALS	RPI 1-25	RPI 26-50	W-L RECORDS	RPI 51-100	RPI 101-150	RPI 150+				
17- 13	1- 4	3- 4	OVERALL	2- 2	4- 2	7- 1				
11- 4	1- 1	1- 2	HOME	2- 1	3- 0	4- 0				
4- 7	0- 2	1- 2	AWAY	0- 1	1- 2	2- 0				
2- 2	0- 1	1- 0	NEUTRAL	0- 0	0- 0	1- 1				
6- 6	0- 0	0- 2	NON-CONFERENCE	0- 2	1- 1	5- 1				
4- 3	0- 0	0- 2	HOME	0- 1	1- 0	3- 0				
1- 2	0- 0	0- 0	AWAY	0- 1	0- 1	1- 0				
1- 1	0- 0	0- 0	NEUTRAL	0- 0	0- 0	1- 1				
11- 7	1- 4	3- 2	CONFERENCE	2- 0	3- 1	2- 0				
7- 1	1- 1	1- 0	HOME	2- 0	2- 0	1- 0				
3- 5	0- 2	1- 2	AWAY	0- 0	1- 1	1- 0				
1- 1	0- 1	1- 0	NEUTRAL	0- 0	0- 0	0- 0				

RPI 1-25				RPI 26-50				RPI 51-100 Team's RPI: 58				RPI 101+			
RPI	S	Opponent	Score	RPI	S	Opponent	Score	RPI	S	Opponent	Score	RPI	S	Opponent	Score
2	A	Tennessee	58 75	29	A	Mississippi St.	71 69	52	H	Tulane	45 51	103	A	Ole Miss	57 58
3	A	South Carolina	62 86	31	H	UALR	54 70	59	H	Georgia	64 52	103	H	Ole Miss	70 41
3	H	South Carolina	51 75	32	A	Texas A&M	48 55	62	H	Vanderbilt	64 44	104	H	Missouri	74 65
3	N	South Carolina	54 74	32	H	Texas A&M	80 63	65	A	Miami (FL)	71 76	111	A	Long Beach St.	44 59
8	H	Kentucky	84 79	32	N	Texas A&M	71 65					122	H	Louisiana Tech	73 59
				42	A	Arkansas	41 63					150	A	Auburn	60 49
				43	H	Rutgers	57 64					160	A	Florida	68 65
												202	H	Alabama	51 39
												224	N	Santa Clara	67 69
												276	H	Jackson St.	52 44
												295	H	Sam Houston St.	71 45
												310	N	UNC Greensboro	82 61
												330	A	UC Santa Barbara	78 45
												332	H	Southeastern La.	75 42
<hr/>															
LAST 12 Division I GAMES:															
		3 N South Carolina	54 74			3 A South Carolina	62 86								
		32 N Texas A&M	71 65			202 H Alabama	51 39								
		32 H Texas A&M	80 63			150 A Auburn	60 49								
		103 A Ole Miss	57 58			104 H Missouri	74 65								
		42 A Arkansas	41 63			103 H Ole Miss	70 41								
		59 H Georgia	64 52			2 A Tennessee	58 75								

Non-Div I Games:

LSU

■ Loss,
 ■ Non-Conf,
 ■ S Site,
 ■ H Home
 ■ A Away
 N Neutral

Average RPI Win:	227	WON-LOST	WINNING	LAST 10	STRENGTH OF	OPP. STRENGTH	TEAM	ADJ.	CONF.	ADJ CONF.
Average RPI Loss:	99	RECORD	PCT. RANK	GAMES	SCHEDULE	OF SCHEDULE	RPI	RPI	RPI	RPI
DIV. I ONLY	15- 16	182	4- 6	199	94	185	185	6	6	
DIV. I NON-CONF.	9- 4	84	0- 0	262	230	107	107	6	6	
TOTALS	RPI 1-25	RPI 26-50	W-L RECORDS	RPI 51-100	RPI 101-150	RPI 150+				
15- 16	0- 2	0- 1	OVERALL	0- 7	2- 3	13- 3				
7- 6	0- 1	0- 1	HOME	0- 2	1- 0	6- 2				
6- 8	0- 0	0- 0	AWAY	0- 1	1- 0	5- 0				
2- 2	0- 0	0- 0	NEUTRAL	0- 1	0- 1	2- 0				
9- 4	0- 0	0- 0	NON-CONFERENCE	0- 3	0- 1	9- 0				
5- 0	0- 0	0- 0	HOME	0- 0	0- 0	5- 0				
3- 3	0- 0	0- 0	AWAY	0- 2	0- 1	3- 0				
1- 1	0- 0	0- 0	NEUTRAL	0- 1	0- 0	1- 0				
6- 12	0- 2	0- 1	CONFERENCE	0- 4	2- 2	4- 3				
2- 6	0- 1	0- 1	HOME	0- 2	1- 0	1- 2				
3- 5	0- 1	0- 0	AWAY	0- 2	1- 1	2- 1				
1- 1	0- 0	0- 0	NEUTRAL	0- 0	0- 1	1- 0				

RPI 1-25				RPI 26-50				RPI 51-100				RPI 101+ Team's RPI: 185			
RPI	S	Opponent	Score	RPI	S	Opponent	Score	RPI	S	Opponent	Score	RPI	S	Opponent	Score
11	H	George Washington	48 67	48	H	Duquesne	66 72	51	A	Penn	29 57	134	A	Rhode Island	54 55
13	A	Dayton	49 91					53	N	Ohio	63 74	134	H	Rhode Island	47 45
								72	H	Fordham	59 70	134	N	Rhode Island	60 65
								76	A	Villanova	36 70	142	A	VCU	74 65
								87	A	Saint Joseph's	64 70	143	A	Temple	72 75
								87	H	Saint Joseph's	55 67	152	H	Saint Louis	47 76
								92	A	Richmond	60 72	167	A	St. Bonaventure	66 53
												178	H	Fairfield	73 59
												179	H	William & Mary	78 71
												181	A	Robert Morris	75 61
												197	A	Massachusetts	68 71
												197	H	Massachusetts	71 69
												231	A	Georgia St.	76 68
												235	H	George Mason	71 73
												237	N	Towson	62 49
												257	H	UMBC	65 62
												263	A	Davidson	63 54
												263	N	Davidson	74 63
												311	A	LIU Brooklyn	71 66
												322	H	Manhattan	61 48
												341	H	Howard	65 64
LAST 12 Division I GAMES:															
134	N	Rhode Island	60 65	92	A	Richmond	60 72								
263	N	Davidson	74 63	48	H	Duquesne	66 72								
87	H	Saint Joseph's	55 67	197	H	Massachusetts	71 69								
167	A	St. Bonaventure	66 53	87	A	Saint Joseph's	64 70								
13	A	Dayton	49 91	142	A	VCU	74 65								
134	H	Rhode Island	47 45	11	H	George Washington	48 67								

Non-Div I Games:

La Salle

■ Loss,
 ■ Non-Conf,
 ■ S Site,
 ■ H Home
 ■ A Away
 N Neutral

La.-Lafayette

Through Games Of March 13, 2015

Average RPI Win:	219	WON-LOST	WINNING	LAST 10	STRENGTH OF	OPP. STRENGTH	TEAM	ADJ.	CONF.	ADJ CONF.
Average RPI Loss:	120	RECORD	PCT. RANK	GAMES	SCHEDULE	OF SCHEDULE	RPI	RPI	RPI	RPI
DIV. I ONLY	17- 12	114	4- 6	200	171	147	147	13	13	
DIV. I NON-CONF.	6- 1	26	0- 0	272	317	95	95	13	13	
TOTALS	RPI 1-25	RPI 26-50	W-L RECORDS	RPI 51-100	RPI 101-150	RPI 150+				
17- 12	0- 0	1- 5	OVERALL	0- 0	4- 2	12- 5				
9- 5	0- 0	1- 2	HOME	0- 0	2- 1	6- 2				
7- 6	0- 0	0- 2	AWAY	0- 0	1- 1	6- 3				
1- 1	0- 0	0- 1	NEUTRAL	0- 0	1- 0	0- 0				
6- 1	0- 0	0- 1	NON-CONFERENCE	0- 0	1- 0	5- 0				
3- 1	0- 0	0- 1	HOME	0- 0	1- 0	2- 0				
3- 0	0- 0	0- 0	AWAY	0- 0	0- 0	3- 0				
0- 0	0- 0	0- 0	NEUTRAL	0- 0	0- 0	0- 0				
11- 11	0- 0	1- 4	CONFERENCE	0- 0	3- 2	7- 5				
6- 4	0- 0	1- 1	HOME	0- 0	1- 1	4- 2				
4- 6	0- 0	0- 2	AWAY	0- 0	1- 1	3- 3				
1- 1	0- 0	0- 1	NEUTRAL	0- 0	1- 0	0- 0				

RPI 1-25				RPI 26-50				RPI 51-100				RPI 101+ Team's RPI: 147			
RPI	S	Opponent	Score	RPI	S	Opponent	Score	RPI	S	Opponent	Score	RPI	S	Opponent	Score
				29	H	Mississippi St.	51 66					113	A	Troy	63 68
				31	A	UALR	41 67					113	H	Troy	55 60
				31	H	UALR	66 68					113	N	Troy	66 52
				45	A	Arkansas St.	65 87					122	H	Louisiana Tech	58 55
				45	H	Arkansas St.	69 57					139	A	Texas St.	83 81
				45	N	Arkansas St.	61 63					139	H	Texas St.	64 41
												164	A	Texas-Arlington	42 56
												164	H	Texas-Arlington	51 57
												171	A	Appalachian St.	51 63
												171	H	Appalachian St.	70 66
												184	A	Lamar	75 55
												221	A	La.-Monroe	68 65
												221	H	La.-Monroe	60 67
												231	A	Georgia St.	63 56
												231	H	Georgia St.	68 52
												276	H	Jackson St.	65 56
												295	H	Sam Houston St.	65 46
												299	A	Ga. Southern	69 57
												299	H	Ga. Southern	62 35
												316	A	Alcorn	64 57
												318	A	South Ala.	47 57
												318	H	South Ala.	65 58
												332	A	Southeastern La.	71 60
LAST 12 Division I GAMES:															
				45	N	Arkansas St.	61 63	139	H	Texas St.	64 41				
				113	N	Troy	66 52	113	A	Troy	63 68				
				45	A	Arkansas St.	65 87	221	A	La.-Monroe	68 65				
				31	H	UALR	66 68	164	H	Texas-Arlington	51 57				
				299	H	Ga. Southern	62 35	171	H	Appalachian St.	70 66				
				164	A	Texas-Arlington	42 56	139	A	Texas St.	83 81				

Non-Div I Games: Xavier (LA) 69 53 Southern-N.O. 58 52

La.-Lafayette

Loss, Non-Conf, S Site, H Home A Away N Neutral

Average RPI Win:	229	WON-LOST	WINNING	LAST 10	STRENGTH OF	OPP. STRENGTH	TEAM	ADJ.	CONF.	ADJ CONF.
Average RPI Loss:	130	RECORD	PCT. RANK	GAMES	SCHEDULE	OF SCHEDULE	RPI	RPI	RPI	RPI
DIV. I ONLY	9- 17	260	4- 6	107	208	221	221	13	13	
DIV. I NON-CONF.	1- 5	311	0- 0	16	345	228	228	13	13	
TOTALS	RPI 1-25	RPI 26-50	W-L RECORDS	RPI 51-100	RPI 101-150	RPI 150+				
9- 17	0- 0	0- 6	OVERALL	0- 0	2- 5	7- 6				
5- 6	0- 0	0- 2	HOME	0- 0	1- 2	4- 2				
4- 10	0- 0	0- 4	AWAY	0- 0	1- 3	3- 3				
0- 1	0- 0	0- 0	NEUTRAL	0- 0	0- 0	0- 1				
1- 5	0- 0	0- 2	NON-CONFERENCE	0- 0	0- 1	1- 2				
1- 0	0- 0	0- 0	HOME	0- 0	0- 0	1- 0				
0- 4	0- 0	0- 2	AWAY	0- 0	0- 1	0- 1				
0- 1	0- 0	0- 0	NEUTRAL	0- 0	0- 0	0- 1				
8- 12	0- 0	0- 4	CONFERENCE	0- 0	2- 4	6- 4				
4- 6	0- 0	0- 2	HOME	0- 0	1- 2	3- 2				
4- 6	0- 0	0- 2	AWAY	0- 0	1- 2	3- 2				
0- 0	0- 0	0- 0	NEUTRAL	0- 0	0- 0	0- 0				

RPI 1-25				RPI 26-50				RPI 51-100				RPI 101+				Team's RPI: 221
RPI	S	Opponent	Score	RPI	S	Opponent	Score	RPI	S	Opponent	Score	RPI	S	Opponent	Score	
				29	A	Mississippi St.	46 80					113	A	Troy	51 90	
				31	A	UALR	44 68					113	H	Troy	77 82	
				31	H	UALR	41 79					124	A	Stephen F. Austin	54 82	
				40	A	Wichita St.	42 57					139	A	Texas St.	64 70	
				45	A	Arkansas St.	61 69					139	H	Texas St.	90 84	
				45	H	Arkansas St.	57 77					147	A	La.-Lafayette	67 60	
												147	H	La.-Lafayette	65 68	
												164	A	Texas-Arlington	63 51	
												164	H	Texas-Arlington	56 51	
												171	A	Appalachian St.	61 80	
												171	H	Appalachian St.	54 55	
												217	H	McNeese St.	66 63	
												231	A	Georgia St.	72 80	
												231	H	Georgia St.	61 66	
												235	N	George Mason	53 65	
												299	A	Ga. Southern	58 50	
												299	H	Ga. Southern	72 66	
												316	A	Alcorn	53 62	
												318	A	South Ala.	45 38	
												318	H	South Ala.	55 53	
LAST 12 Division I GAMES:																
				139	H	Texas St.	90 84					147	H	La.-Lafayette	65 68	
				231	H	Georgia St.	61 66					299	A	Ga. Southern	58 50	
				171	A	Appalachian St.	61 80					31	A	UALR	44 68	
				318	A	South Ala.	45 38					318	H	South Ala.	55 53	
				45	A	Arkansas St.	61 69					113	A	Troy	51 90	
				171	H	Appalachian St.	54 55					299	H	Ga. Southern	72 66	

Non-Div I Games: Southern Ark. 78 67 LSU-Alexandria 94 49 William Carey 68 35

La.-Monroe

Loss, Non-Conf, S Site, H Home A Away N Neutral

Lafayette

Through Games Of March 13, 2015

Average RPI Win:	226	WON-LOST	WINNING	LAST 10	STRENGTH OF	OPP. STRENGTH	TEAM	ADJ.	CONF.	ADJ CONF.
Average RPI Loss:	150	RECORD	PCT. RANK	GAMES	SCHEDULE	OF SCHEDULE	RPI	RPI	RPI	RPI
DIV. I ONLY	14- 17	206	3- 7	194	220	210	210	18	18	
DIV. I NON-CONF.	7- 4	107	0- 0	160	244	82	82	19	19	
TOTALS	RPI 1-25	RPI 26-50	W-L RECORDS	RPI 51-100	RPI 101-150	RPI 150+				
14- 17	0- 1	0- 4	OVERALL	2- 1	2- 1	10- 10				
10- 4	0- 0	0- 1	HOME	2- 0	2- 0	6- 3				
4- 13	0- 1	0- 3	AWAY	0- 1	0- 1	4- 7				
0- 0	0- 0	0- 0	NEUTRAL	0- 0	0- 0	0- 0				
7- 4	0- 1	0- 1	NON-CONFERENCE	1- 0	1- 0	5- 2				
4- 0	0- 0	0- 0	HOME	1- 0	1- 0	2- 0				
3- 4	0- 1	0- 1	AWAY	0- 0	0- 0	3- 2				
0- 0	0- 0	0- 0	NEUTRAL	0- 0	0- 0	0- 0				
7- 13	0- 0	0- 3	CONFERENCE	1- 1	1- 1	5- 8				
6- 4	0- 0	0- 1	HOME	1- 0	1- 0	4- 3				
1- 9	0- 0	0- 2	AWAY	0- 1	0- 1	1- 5				
0- 0	0- 0	0- 0	NEUTRAL	0- 0	0- 0	0- 0				

RPI 1-25				RPI 26-50				RPI 51-100				RPI 101+				Team's RPI: 210	
RPI	S	Opponent	Score	RPI	S	Opponent	Score	RPI	S	Opponent	Score	RPI	S	Opponent	Score		
7	A	Louisville	61 102	38	A	Seton Hall	63 80	51	H	Penn	60 57	107	A	Lehigh	60 65		
				50	A	American	56 79	99	A	Army	41 57	107	H	Lehigh	59 51		
				50	A	American	44 63	99	H	Army	71 60	144	H	Hartford	74 59		
				50	H	American	58 74					161	A	Bucknell	37 51		
												161	H	Bucknell	71 77		
												177	H	Delaware	63 52		
												188	A	Holy Cross	53 59		
												188	H	Holy Cross	46 64		
												192	A	Stony Brook	58 60		
												195	A	Navy	52 65		
												195	H	Navy	60 65		
												249	A	St. Francis Brooklyn	73 51		
												265	A	Colgate	36 49		
												265	H	Colgate	58 56		
												277	A	Rider	66 48		
												284	A	Loyola Maryland	57 49		
												284	H	Loyola Maryland	69 63		
												284	H	Loyola Maryland	58 46		
												290	A	Columbia	65 72		
												294	H	NJIT	66 50		
												321	A	Boston U.	49 56		
												321	H	Boston U.	67 60		
												327	A	Saint Peter's	49 34		
LAST 12 Division I GAMES:																	
				50	A	American	56 79	50	H	American	58 74						
				284	H	Loyola Maryland	58 46	284	H	Loyola Maryland	69 63						
				99	A	Army	41 57	321	A	Boston U.	49 56						
				265	A	Colgate	36 49	161	A	Bucknell	37 51						
				107	H	Lehigh	59 51	195	H	Navy	60 65						
				188	A	Holy Cross	53 59	265	H	Colgate	58 56						

Non-Div I Games:

Lafayette

■ Loss,
 ■ Non-Conf,
 ■ S Site,
 ■ H Home
 ■ A Away
 N Neutral

Average RPI Win: 274	WON-LOST	WINNING	LAST 10	STRENGTH OF	OPP. STRENGTH	TEAM	ADJ.	CONF.	ADJ CONF.
Average RPI Loss: 146	RECORD	PCT. RANK	GAMES	SCHEDULE	OF SCHEDULE	RPI	RPI	RPI	RPI
DIV. I ONLY	14- 12	151	8- 2	254	282	184	184	27	27
DIV. I NON-CONF.	0- 8	339	0- 0	95	70	311	311	27	27
TOTALS	RPI 1-25	RPI 26-50	W-L RECORDS	RPI 51-100	RPI 101-150	RPI 150+			
14- 12	0- 1	0- 0	OVERALL	0- 2	0- 5	14- 4			
8- 3	0- 0	0- 0	HOME	0- 0	0- 2	8- 1			
6- 9	0- 1	0- 0	AWAY	0- 2	0- 3	6- 3			
0- 0	0- 0	0- 0	NEUTRAL	0- 0	0- 0	0- 0			
0- 8	0- 1	0- 0	NON-CONFERENCE	0- 2	0- 3	0- 2			
0- 2	0- 0	0- 0	HOME	0- 0	0- 1	0- 1			
0- 6	0- 1	0- 0	AWAY	0- 2	0- 2	0- 1			
0- 0	0- 0	0- 0	NEUTRAL	0- 0	0- 0	0- 0			
14- 4	0- 0	0- 0	CONFERENCE	0- 0	0- 2	14- 2			
8- 1	0- 0	0- 0	HOME	0- 0	0- 1	8- 0			
6- 3	0- 0	0- 0	AWAY	0- 0	0- 1	6- 2			
0- 0	0- 0	0- 0	NEUTRAL	0- 0	0- 0	0- 0			

RPI 1-25				RPI 26-50				RPI 51-100				RPI 101+ Team's RPI: 184			
RPI	S	Opponent	Score	RPI	S	Opponent	Score	RPI	S	Opponent	Score	RPI	S	Opponent	Score
22	A	Oklahoma	73 100					71	A	TCU	68 72	116	A	Tulsa	69 73
								83	A	Wright St.	61 82	124	A	Stephen F. Austin	60 71
												124	H	Stephen F. Austin	55 59
												139	A	Texas St.	72 79
												147	H	La.-Lafayette	55 75
												183	H	UTSA	40 72
												211	A	Northwestern St.	82 72
												216	H	Nicholls St.	67 62
												217	A	McNeese St.	77 98
												217	H	McNeese St.	75 67
												250	A	A&M-Corpus Christi	51 56
												252	A	Abilene Christian	73 58
												252	H	Abilene Christian	76 72
												258	H	Central Ark.	82 46
												264	A	Houston Baptist	80 64
												264	H	Houston Baptist	79 62
												270	A	Rice	63 97
												295	A	Sam Houston St.	87 68
												295	H	Sam Houston St.	92 73
												305	A	New Orleans	64 54
												332	H	Southeastern La.	83 60
												340	A	Incarnate Word	67 45
												340	H	Incarnate Word	81 64
LAST 12 Division I GAMES:															
295	H	Sam Houston St.	92 73	340	A	Incarnate Word	67 45								
340	H	Incarnate Word	81 64	252	A	Abilene Christian	73 58								
217	A	McNeese St.	77 98	252	H	Abilene Christian	76 72								
217	H	McNeese St.	75 67	295	A	Sam Houston St.	87 68								
124	A	Stephen F. Austin	60 71	264	A	Houston Baptist	80 64								
264	H	Houston Baptist	79 62	124	H	Stephen F. Austin	55 59								

Non-Div I Games: Huston-Tillotson 95 47 St. Thomas (TX) 67 35 Ohio Valley 93 42

Lamar

Loss, Non-Conf, S Site, H Home A Away N Neutral

Average RPI Win: 217	WON-LOST	WINNING	LAST 10	STRENGTH OF	OPP. STRENGTH	TEAM	ADJ.	CONF.	ADJ CONF.
Average RPI Loss: 143	RECORD	PCT. RANK	GAMES	SCHEDULE	OF SCHEDULE	RPI	RPI	RPI	RPI
DIV. I ONLY	18- 11	95	4- 6	180	228	107	107	18	18
DIV. I NON-CONF.	7- 2	47	0- 0	176	201	61	61	19	19
TOTALS	RPI 1-25	RPI 26-50	W-L RECORDS	RPI 51-100	RPI 101-150	RPI 150+			
18- 11	0- 1	0- 3	OVERALL	3- 1	1- 0	14- 6			
7- 4	0- 0	0- 2	HOME	1- 0	1- 0	5- 2			
10- 7	0- 1	0- 1	AWAY	2- 1	0- 0	8- 4			
1- 0	0- 0	0- 0	NEUTRAL	0- 0	0- 0	1- 0			
7- 2	0- 1	0- 1	NON-CONFERENCE	1- 0	1- 0	5- 0			
1- 1	0- 0	0- 1	HOME	0- 0	1- 0	0- 0			
5- 1	0- 1	0- 0	AWAY	1- 0	0- 0	4- 0			
1- 0	0- 0	0- 0	NEUTRAL	0- 0	0- 0	1- 0			
11- 9	0- 0	0- 2	CONFERENCE	2- 1	0- 0	9- 6			
6- 3	0- 0	0- 1	HOME	1- 0	0- 0	5- 2			
5- 6	0- 0	0- 1	AWAY	1- 1	0- 0	4- 4			
0- 0	0- 0	0- 0	NEUTRAL	0- 0	0- 0	0- 0			

RPI 1-25				RPI 26-50				RPI 51-100				RPI 101+				Team's RPI: 107	
RPI	S	Opponent	Score	RPI	S	Opponent	Score	RPI	S	Opponent	Score	RPI	S	Opponent	Score		
17	A	Arizona St.	61 81	48	H	Duquesne	75 82	87	A	Saint Joseph's	73 71	115	H	Hampton	85 67		
				50	A	American	64 74	99	A	Army	76 57	161	A	Bucknell	61 69		
				50	H	American	73 75	99	A	Army	62 66	161	H	Bucknell	76 61		
								99	H	Army	63 51	188	A	Holy Cross	75 62		
												188	A	Holy Cross	66 60		
												188	H	Holy Cross	71 58		
												195	A	Navy	44 47		
												195	H	Navy	44 50		
												210	A	Lafayette	51 59		
												210	H	Lafayette	65 60		
												219	A	Sacred Heart	85 77		
												242	A	Monmouth	82 70		
												265	A	Colgate	86 68		
												265	H	Colgate	60 61		
												284	A	Loyola Maryland	52 64		
												284	H	Loyola Maryland	75 61		
												294	A	NJIT	74 54		
												303	N	Eastern Ill.	72 69		
												321	A	Boston U.	78 71		
												321	H	Boston U.	85 64		
												327	A	Saint Peter's	70 58		
LAST 12 Division I GAMES:																	
				99	A	Army	76 57					188	H	Holy Cross	71 58		
				188	A	Holy Cross	75 62					50	A	American	64 74		
				265	H	Colgate	60 61					284	H	Loyola Maryland	75 61		
				161	A	Bucknell	61 69					99	A	Army	62 66		
				210	A	Lafayette	51 59					321	A	Boston U.	78 71		
				195	H	Navy	44 50					161	H	Bucknell	76 61		

Non-Div I Games: East Stroudsburg 77 53

Lehigh

■ Loss,
 ■ Non-Conf,
 ■ S Site,
 ■ Home
 ■ A Away
 N Neutral

LibertyLiberty

Liberty

Page 158

RPI	S	Opponent	Score	
348	A	Charleston So.	86	51
348	H	Charleston So.	64	53

L
i
b
e
r
t
y

L
i
b
e
r
t
y

Liberty

Average RPI Win:	251	WON-LOST	WINNING	LAST 10	STRENGTH OF	OPP. STRENGTH	TEAM	ADJ.	CONF.	ADJ CONF.
Average RPI Loss:	135	RECORD	PCT. RANK	GAMES	SCHEDULE	OF SCHEDULE	RPI	RPI	RPI	RPI
DIV. I ONLY	7- 21	296	0- 10	110	164	253	253	11	11	
DIV. I NON-CONF.	4- 9	243	0- 0	219	238	277	277	12	12	
TOTALS	RPI 1-25	RPI 26-50	W-L RECORDS	RPI 51-100	RPI 101-150	RPI 150+				
7- 21	0- 3	0- 0	OVERALL	0- 5	0- 3	7- 10				
4- 9	0- 2	0- 0	HOME	0- 2	0- 1	4- 4				
3- 11	0- 1	0- 0	AWAY	0- 3	0- 1	3- 6				
0- 1	0- 0	0- 0	NEUTRAL	0- 0	0- 1	0- 0				
4- 9	0- 1	0- 0	NON-CONFERENCE	0- 2	0- 1	4- 5				
3- 3	0- 1	0- 0	HOME	0- 1	0- 0	3- 1				
1- 5	0- 0	0- 0	AWAY	0- 1	0- 0	1- 4				
0- 1	0- 0	0- 0	NEUTRAL	0- 0	0- 1	0- 0				
3- 12	0- 2	0- 0	CONFERENCE	0- 3	0- 2	3- 5				
1- 6	0- 1	0- 0	HOME	0- 1	0- 1	1- 3				
2- 6	0- 1	0- 0	AWAY	0- 2	0- 1	2- 2				
0- 0	0- 0	0- 0	NEUTRAL	0- 0	0- 0	0- 0				

RPI 1-25				RPI 26-50				RPI 51-100				RPI 101+ Team's RPI: 253			
RPI	S	Opponent	Score	RPI	S	Opponent	Score	RPI	S	Opponent	Score	RPI	S	Opponent	Score
2	H	Tennessee	51 85					54	A	Stetson	75 103	118	N	Harvard	63 84
15	A	FGCU	43 69					54	A	Stetson	69 92	136	A	Northern Ky.	57 64
15	H	FGCU	49 71					54	H	Stetson	77 82	136	H	Northern Ky.	70 81
								83	H	Wright St.	66 79	157	H	Tennessee St.	55 73
								86	A	Georgia Tech	53 71	163	A	Kennesaw St.	57 75
												163	H	Kennesaw St.	79 61
												170	A	Belmont	60 80
												191	A	Xavier	38 62
												193	A	UAB	54 72
												201	A	Jacksonville	75 63
												201	H	Jacksonville	63 75
												220	A	USC Upstate	68 71
												220	H	USC Upstate	67 76
												239	A	North Florida	71 62
												239	H	North Florida	54 57
												246	A	Morehead St.	61 59
												276	H	Jackson St.	72 45
												299	H	Ga. Southern	80 74
												329	A	Murray St.	71 74
												334	H	Tennessee Tech	72 53
LAST 12 Division I GAMES:															
54	A	Stetson	69 92	54	A	Stetson	75 103								
163	A	Kennesaw St.	57 75	136	A	Northern Ky.	57 64								
220	H	USC Upstate	67 76	54	H	Stetson	77 82								
201	H	Jacksonville	63 75	15	H	FGCU	49 71								
239	H	North Florida	54 57	239	A	North Florida	71 62								
15	A	FGCU	43 69	201	A	Jacksonville	75 63								

Non-Div I Games: Trevecca Nazarene 95 71

Lipscomb

■ Loss,
 ■ Non-Conf,
 ■ S Site,
 ■ H Home
 ■ A Away
 N Neutral

Long Beach St.

Through Games Of March 13, 2015

Average RPI Win:	199	WON-LOST	WINNING	LAST 10	STRENGTH OF	OPP. STRENGTH	TEAM	ADJ.	CONF.	ADJ CONF.
Average RPI Loss:	112	RECORD	PCT. RANK	GAMES	SCHEDULE	OF SCHEDULE	RPI	RPI	RPI	RPI
DIV. I ONLY	21- 9	60	4- 6	250	105	111	111	16	16	
DIV. I NON-CONF.	12- 1	7	0- 0	218	67	49	49	14	14	
TOTALS	RPI 1-25	RPI 26-50	W-L RECORDS	RPI 51-100	RPI 101-150	RPI 150+				
21- 9	1- 0	0- 0	OVERALL	2- 5	4- 1	14- 3				
12- 4	1- 0	0- 0	HOME	2- 3	2- 0	7- 1				
8- 4	0- 0	0- 0	AWAY	0- 2	1- 1	7- 1				
1- 1	0- 0	0- 0	NEUTRAL	0- 0	1- 0	0- 1				
12- 1	1- 0	0- 0	NON-CONFERENCE	2- 1	3- 0	6- 0				
7- 1	1- 0	0- 0	HOME	2- 1	1- 0	3- 0				
4- 0	0- 0	0- 0	AWAY	0- 0	1- 0	3- 0				
1- 0	0- 0	0- 0	NEUTRAL	0- 0	1- 0	0- 0				
9- 8	0- 0	0- 0	CONFERENCE	0- 4	1- 1	8- 3				
5- 3	0- 0	0- 0	HOME	0- 2	1- 0	4- 1				
4- 4	0- 0	0- 0	AWAY	0- 2	0- 1	4- 1				
0- 1	0- 0	0- 0	NEUTRAL	0- 0	0- 0	0- 1				

RPI 1-25				RPI 26-50				RPI 51-100				RPI 101+				Team's RPI: 111	
RPI	S	Opponent	Score	RPI	S	Opponent	Score	RPI	S	Opponent	Score	RPI	S	Opponent	Score		
24	H	California	58 56					58	H	LSU	59 44	102	A	Colorado	62 56		
								61	H	Pacific	53 43	112	N	Boise St.	68 50		
								70	A	Hawaii	64 72	137	H	San Francisco	70 58		
								70	H	Hawaii	46 47	145	A	UC Riverside	74 80		
								81	A	CSUN	61 77	145	H	UC Riverside	76 66		
								81	H	CSUN	52 67	151	A	UC Davis	66 83		
								98	H	Southern California	85 90	151	H	UC Davis	63 60		
												151	N	UC Davis	67 70		
												159	A	Cal Poly	85 74		
												159	H	Cal Poly	57 58		
												211	A	Cal St. Fullerton	69 62		
												211	H	Cal St. Fullerton	74 70		
												223	H	Fla. Atlantic	85 60		
												228	A	San Diego St.	74 62		
												230	A	Pepperdine	78 69		
												275	A	UC Irvine	62 46		
												275	H	UC Irvine	57 40		
												298	H	Seattle	85 73		
												311	H	LIU Brooklyn	71 63		
												312	A	Portland St.	62 58		
												330	A	UC Santa Barbara	81 44		
												330	H	UC Santa Barbara	68 38		
LAST 12 Division I GAMES:																	
				151	N	UC Davis	67 70					159	H	Cal Poly	57 58		
				145	H	UC Riverside	76 66					330	H	UC Santa Barbara	68 38		
				81	A	CSUN	61 77					145	A	UC Riverside	74 80		
				211	A	Cal St. Fullerton	69 62					275	A	UC Irvine	62 46		
				70	H	Hawaii	46 47					211	H	Cal St. Fullerton	74 70		
				151	A	UC Davis	66 83					70	A	Hawaii	64 72		

Non-Div I Games: Alas. Anchorage 69 60

Long Beach St.

■ Loss,
 ■ Non-Conf, S Site,
 ■ Home
 ■ Away
 N Neutral

Longwood

Through Games Of March 13, 2015

Average RPI Win:	327	WON-LOST	WINNING	LAST 10	STRENGTH OF	OPP. STRENGTH	TEAM	ADJ.	CONF.	ADJ CONF.
Average RPI Loss:	204	RECORD	PCT. RANK	GAMES	SCHEDULE	OF SCHEDULE	RPI	RPI	RPI	RPI
DIV. I ONLY	4- 26	334	1- 9	315	288	344	344	28	28	
DIV. I NON-CONF.	0- 9	339	0- 0	328	53	349	349	32	32	
TOTALS	RPI 1-25	RPI 26-50	W-L RECORDS	RPI 51-100	RPI 101-150	RPI 150+				
4- 26	0- 0	0- 0	OVERALL	0- 3	0- 3	4- 20				
3- 9	0- 0	0- 0	HOME	0- 1	0- 1	3- 7				
1- 16	0- 0	0- 0	AWAY	0- 1	0- 1	1- 1				
0- 1	0- 0	0- 0	NEUTRAL	0- 0	0- 0	0- 1				
0- 9	0- 0	0- 0	NON-CONFERENCE	0- 1	0- 1	0- 7				
0- 2	0- 0	0- 0	HOME	0- 0	0- 0	0- 2				
0- 7	0- 0	0- 0	AWAY	0- 1	0- 1	0- 5				
0- 0	0- 0	0- 0	NEUTRAL	0- 0	0- 0	0- 0				
4- 17	0- 0	0- 0	CONFERENCE	0- 2	0- 2	4- 13				
3- 7	0- 0	0- 0	HOME	0- 1	0- 1	3- 5				
1- 9	0- 0	0- 0	AWAY	0- 1	0- 1	1- 7				
0- 1	0- 0	0- 0	NEUTRAL	0- 0	0- 0	0- 1				

RPI S	Opponent	Score	RPI S	Opponent	Score	RPI S	Opponent	Score	RPI S	Opponent	Score	Team's RPI: 344
						63	A Liberty	48 70	110	A Virginia	49 91	
						63	H Liberty	60 65	149	A High Point	60 81	
						92	A Richmond	50 80	149	H High Point	63 77	
									160	A Florida	46 91	
									179	A William & Mary	55 90	
									186	A Wake Forest	60 64	
									199	A Winthrop	48 81	
									199	H Winthrop	62 63	
									200	A Virginia Tech	42 74	
									203	A Clemson	56 72	
									204	A Campbell	56 68	
									204	H Campbell	58 65	
									206	A Radford	45 55	
									206	H Radford	60 78	
									235	H George Mason	61 83	
									244	A Presbyterian	48 53	
									244	H Presbyterian	32 36	
									280	A Gardner-Webb	53 80	
									280	H Gardner-Webb	63 59	
									280	N Gardner-Webb	55 63	
									306	A UNC Asheville	77 88	
									306	H UNC Asheville	44 60	
									310	H UNC Greensboro	64 70	
									333	A Coastal Caro.	44 75	
									333	H Coastal Caro.	78 74	
									348	A Charleston So.	58 51	
LAST 12 Division I GAMES:												
			280	N Gardner-Webb	55 63	280	A Gardner-Webb	53 80				
			348	A Charleston So.	58 51	306	A UNC Asheville	77 88				
			244	H Presbyterian	32 36	149	H High Point	63 77				
			63	H Liberty	60 65	204	A Campbell	56 68				
			333	A Coastal Caro.	44 75	199	H Winthrop	62 63				
			206	A Radford	45 55	348	H Charleston So.	79 71				

Non-Div I Games:

Longwood

■ Loss,
 ■ Non-Conf,
 ■ S Site,
 ■ H Home
 ■ A Away
 N Neutral

RPI	S	Opponent	Score
348	H	Charleston So.	79 71

Longwood

L
o
n
g
w
o
o
d

L
o
n
g
w
o
o
d

Average RPI Win:	215	WON-LOST	WINNING	LAST 10	STRENGTH OF	OPP. STRENGTH	TEAM	ADJ.	CONF.	ADJ CONF.
Average RPI Loss:	121	RECORD	PCT. RANK	GAMES	SCHEDULE	OF SCHEDULE	RPI	RPI	RPI	RPI
DIV. I ONLY	15- 15	169	5- 5	104	177	122	122	17	17	
DIV. I NON-CONF.	4- 6	207	0- 0	119	198	120	120	18	18	
TOTALS	RPI 1-25	RPI 26-50	W-L RECORDS	RPI 51-100	RPI 101-150	RPI 150+				
15- 15	0- 0	0- 2	OVERALL	1- 6	2- 2	12- 5				
6- 4	0- 0	0- 0	HOME	0- 2	0- 1	6- 1				
7- 10	0- 0	0- 0	AWAY	1- 2	1- 0	5- 2				
2- 1	0- 0	0- 0	NEUTRAL	0- 1	1- 0	1- 0				
4- 6	0- 0	0- 1	NON-CONFERENCE	0- 2	2- 1	2- 2				
1- 0	0- 0	0- 0	HOME	0- 0	0- 0	1- 0				
2- 6	0- 0	0- 1	AWAY	0- 2	1- 1	1- 2				
1- 0	0- 0	0- 0	NEUTRAL	0- 0	1- 0	0- 0				
11- 9	0- 0	0- 1	CONFERENCE	1- 4	0- 1	10- 3				
5- 4	0- 0	0- 0	HOME	0- 2	0- 1	5- 1				
5- 4	0- 0	0- 1	AWAY	1- 1	0- 0	4- 2				
1- 1	0- 0	0- 0	NEUTRAL	0- 1	0- 0	1- 0				

RPI 1-25			RPI 26-50			RPI 51-100			RPI 101+			Team's RPI: 122			
RPI	S	Opponent	Score	RPI	S	Opponent	Score	RPI	S	Opponent	Score	RPI	S	Opponent	Score
				27	A	Western Ky.	66 82	58	A	LSU	59 73	118	N	Harvard	83 64
				29	A	Mississippi St.	77 81	66	A	Middle Tenn.	59 82	121	H	Old Dominion	71 72
								66	H	Middle Tenn.	44 68	124	A	Stephen F. Austin	76 69
								66	N	Middle Tenn.	58 77	147	A	La.-Lafayette	55 58
								80	A	Southern Miss.	67 64	155	H	Charlotte	71 61
								80	H	Southern Miss.	77 79	183	A	UTSA	53 60
								86	A	Georgia Tech	81 96	183	H	UTSA	79 74
												190	A	Marshall	68 67
												193	A	UAB	61 55
												193	H	UAB	54 63
												211	A	Northwestern St.	57 69
												216	H	Nicholls St.	80 62
												223	A	Fla. Atlantic	73 68
												223	N	Fla. Atlantic	84 74
												238	A	Utah	52 67
												245	A	UTEP	75 88
												245	H	UTEP	90 72
												270	H	Rice	88 71
												331	H	North Texas	92 57
												335	A	FIU	79 56
												346	A	Alabama A&M	70 68
LAST 12 Division I GAMES:															
				66	N	Middle Tenn.	58 77	155	H	Charlotte	71 61				
				223	N	Fla. Atlantic	84 74	335	A	FIU	79 56				
				80	A	Southern Miss.	67 64	223	A	Fla. Atlantic	73 68				
				183	A	UTSA	53 60	66	H	Middle Tenn.	44 68				
				245	A	UTEP	75 88	193	H	UAB	54 63				
				121	H	Old Dominion	71 72	190	A	Marshall	68 67				

Non-Div I Games: Loyola (LA) 75 61

Louisiana Tech

■ Loss,
 ■ Non-Conf,
 ■ S Site,
 ■ Home
 ■ A Away
 N Neutral

Louisville

Through Games Of March 13, 2015

Average RPI Win: 121				Through Games Of March 10, 1918						
WON-LOST		WINNING	LAST 10	STRENGTH OF	OPP. STRENGTH	TEAM	ADJ.	CONF.	ADJ CONF.	
RECORD		PCT. RANK	GAMES	SCHEDULE	OF SCHEDULE	RPI	RPI	RPI	RPI	
DIV. I ONLY		25- 6	24	6- 4	11	34	7	7	3	3
DIV. I NON-CONF.		12- 1	7	0- 0	46	92	11	11	3	3
<hr/>										
TOTALS	RPI 1-25	RPI 26-50		W-L RECORDS		RPI 51-100	RPI 101-150		RPI 150+	
25- 6	4- 5	4- 0		OVERALL		3- 0	5- 1		9- 0	
16- 1	2- 1	3- 0		HOME		3- 0	5- 0		3- 0	
8- 4	1- 3	1- 0		AWAY		0- 0	0- 1		6- 0	
1- 1	1- 1	0- 0		NEUTRAL		0- 0	0- 0		0- 0	
<hr/>										
12- 1	2- 1	1- 0		NON-CONFERENCE		0- 0	3- 0		6- 0	
8- 1	1- 1	1- 0		HOME		0- 0	3- 0		3- 0	
4- 0	1- 0	0- 0		AWAY		0- 0	0- 0		3- 0	
0- 0	0- 0	0- 0		NEUTRAL		0- 0	0- 0		0- 0	
<hr/>										
13- 5	2- 4	3- 0		CONFERENCE		3- 0	2- 1		3- 0	
8- 0	1- 0	2- 0		HOME		3- 0	2- 0		0- 0	
4- 4	0- 3	1- 0		AWAY		0- 0	0- 1		3- 0	
1- 1	1- 1	0- 0		NEUTRAL		0- 0	0- 0		0- 0	

RPI	S	Opponent	Score	RPI	S	Opponent	Score	RPI	S	Opponent	Score	RPI	S	Opponent	Score
1	A	Notre Dame	52 68	27	H	Western Ky.	89 67	65	H	Miami (FL)	68 55	110	A	Virginia	59 75
8	H	Kentucky	68 77	35	H	Syracuse	78 58	82	H	North Carolina St.	65 58	110	H	Virginia	67 55
9	H	Iowa	86 52	41	A	Pittsburgh	63 57	86	H	Georgia Tech	75 48	120	H	Boston College	77 60
10	A	Florida St.	63 68	41	H	Pittsburgh	48 35					121	H	Old Dominion	100 46
10	N	Florida St.	51 66									128	H	Ball St.	69 56
14	A	Duke	58 66									132	H	UT Martin	77 43
16	H	North Carolina	75 66									170	H	Belmont	95 35
16	N	North Carolina	77 75									186	A	Wake Forest	79 68
24	A	California	70 57									200	A	Virginia Tech	69 49
												203	A	Clemson	81 49
												210	H	Lafayette	102 61
												215	A	IUPUI	89 69
												243	H	Evansville	73 51
												273	A	Grand Canyon	65 51
												282	A	Valparaiso	86 59
LAST 12 Division I GAMES:															
		10	N	Florida St.	51	66	16	H	North Carolina	75	66				
		16	N	North Carolina	77	75	203	A	Clemson	81	49				
		110	A	Virginia	59	75	41	H	Pittsburgh	48	35				
		120	H	Boston College	77	60	14	A	Duke	58	66				
		1	A	Notre Dame	52	68	35	H	Syracuse	78	58				
		200	A	Virginia Tech	69	49	65	H	Miami (FL)	68	55				

Non-Div I Games:

Louisville

■ Loss,
 ■ Non-Conf, S Site,
 ■ Home
 ■ Away
 N Neutral

Average RPI Win:	251	WON-LOST	WINNING	LAST 10	STRENGTH OF	OPP. STRENGTH	TEAM	ADJ.	CONF.	ADJ CONF.
Average RPI Loss:	145	RECORD	PCT. RANK	GAMES	SCHEDULE	OF SCHEDULE	RPI	RPI	RPI	RPI
DIV. I ONLY	6- 25	319	3- 7	179	191	297	297	19	19	
DIV. I NON-CONF.	2- 9	297	0- 0	112	112	258	258	16	16	
TOTALS	RPI 1-25	RPI 26-50	W-L RECORDS	RPI 51-100	RPI 101-150	RPI 150+				
6- 25	0- 0	0- 5	OVERALL	0- 4	1- 5	5- 11				
4- 10	0- 0	0- 2	HOME	0- 3	0- 2	4- 3				
1- 14	0- 0	0- 2	AWAY	0- 1	1- 3	0- 8				
1- 1	0- 0	0- 1	NEUTRAL	0- 0	0- 0	1- 0				
2- 9	0- 0	0- 2	NON-CONFERENCE	0- 2	1- 1	1- 4				
1- 4	0- 0	0- 1	HOME	0- 2	0- 0	1- 1				
1- 5	0- 0	0- 1	AWAY	0- 0	1- 1	0- 3				
0- 0	0- 0	0- 0	NEUTRAL	0- 0	0- 0	0- 0				
4- 16	0- 0	0- 3	CONFERENCE	0- 2	0- 4	4- 7				
3- 6	0- 0	0- 1	HOME	0- 1	0- 2	3- 2				
0- 9	0- 0	0- 1	AWAY	0- 1	0- 2	0- 5				
1- 1	0- 0	0- 1	NEUTRAL	0- 0	0- 0	1- 0				

RPI S	Opponent	Score	RPI S	Opponent	Score	RPI S	Opponent	Score	RPI S	Opponent	Score	Team's RPI: 297
34	A Northwestern	33 70	37	H DePaul	84 109	79	H Michigan St.	38 90	104	A Missouri	45 56	
40	A Wichita St.	55 64	40	H Wichita St.	41 65	86	H Georgia Tech	57 92	114	A Missouri St.	64 83	
40	H Wichita St.	41 65	40	N Wichita St.	42 59	90	A Drake	70 74	114	H Missouri St.	57 87	
						90	H Drake	60 86	123	A UNI	64 69	
									123	H UNI	58 75	
									136	A Northern Ky.	45 38	
									153	A Dartmouth	58 70	
									158	A Southern Ill.	58 64	
									158	H Southern Ill.	70 74	
									174	A Indiana St.	37 64	
									174	H Indiana St.	61 50	
									193	H UAB	51 61	
									209	A Ill.-Chicago	28 63	
									243	A Evansville	38 63	
									243	H Evansville	70 58	
									248	A Marquette	71 86	
									303	H Eastern Ill.	63 52	
									325	A Bradley	57 66	
									325	H Bradley	45 46	
									325	N Bradley	67 55	
									326	A Illinois St.	56 72	
									326	H Illinois St.	67 53	
LAST 12 Division I GAMES:												
40	N Wichita St.	42 59	325	A Bradley	57 66	40	A Wichita St.	55 64	174	H Indiana St.	61 50	
325	N Bradley	67 55	114	A Missouri St.	64 83	243	H Evansville	70 58	326	A Illinois St.	56 72	
90	A Drake	70 74	40	A Wichita St.	55 64	243	H Evansville	70 58	326	H Illinois St.	67 53	
123	A UNI	64 69	174	H Indiana St.	61 50							
158	H Southern Ill.	70 74										
326	H Illinois St.	67 53	326	A Illinois St.	56 72							

Non-Div I Games:

Loyola Chicago

■ Loss,
 ■ Non-Conf,
 ■ S Site,
 ■ H Home
 ■ A Away
 N Neutral

Loyola Maryland

Through Games Of March 13, 2015

Average RPI Win:	254	WON-LOST	WINNING	LAST 10	STRENGTH OF	OPP. STRENGTH	TEAM	ADJ.	CONF.	ADJ CONF.
Average RPI Loss:	152	RECORD	PCT. RANK	GAMES	SCHEDULE	OF SCHEDULE	RPI	RPI	RPI	RPI
DIV. I ONLY	7- 23	301	1- 9	191	166	284	284	18	18	
DIV. I NON-CONF.	2- 9	297	0- 0	194	101	308	308	19	19	
TOTALS	RPI 1-25	RPI 26-50	W-L RECORDS	RPI 51-100	RPI 101-150	RPI 150+				
7- 23	0- 2	0- 3	OVERALL	0- 3	1- 2	6- 13				
5- 10	0- 1	0- 1	HOME	0- 2	1- 1	4- 5				
2- 13	0- 1	0- 2	AWAY	0- 1	0- 1	2- 7				
0- 0	0- 0	0- 0	NEUTRAL	0- 0	0- 0	0- 0				
2- 9	0- 2	0- 1	NON-CONFERENCE	0- 1	0- 1	2- 4				
2- 4	0- 1	0- 0	HOME	0- 1	0- 1	2- 1				
0- 5	0- 1	0- 1	AWAY	0- 0	0- 0	0- 3				
0- 0	0- 0	0- 0	NEUTRAL	0- 0	0- 0	0- 0				
5- 14	0- 0	0- 2	CONFERENCE	0- 2	1- 1	4- 9				
3- 6	0- 0	0- 1	HOME	0- 1	1- 0	2- 4				
2- 8	0- 0	0- 1	AWAY	0- 1	0- 1	2- 5				
0- 0	0- 0	0- 0	NEUTRAL	0- 0	0- 0	0- 0				

RPI 1-25				RPI 26-50				RPI 51-100				RPI 101+ Team's RPI: 284			
RPI	S	Opponent	Score	RPI	S	Opponent	Score	RPI	S	Opponent	Score	RPI	S	Opponent	Score
6	A	Maryland	43 65	41	A	Pittsburgh	46 84	68	H	East Carolina	33 82	107	A	Lehigh	61 75
11	H	George Washington	49 72	50	A	American	50 62	99	A	Army	44 55	107	H	Lehigh	64 52
				50	H	American	44 55	99	H	Army	53 62	130	H	Cornell	61 79
												161	A	Bucknell	49 66
												161	H	Bucknell	61 72
												179	A	William & Mary	71 72
												188	A	Holy Cross	57 51
												188	H	Holy Cross	37 65
												195	A	Navy	50 59
												195	H	Navy	55 49
												210	A	Lafayette	63 69
												210	A	Lafayette	46 58
												210	H	Lafayette	49 57
												237	H	Towson	50 63
												257	A	UMBC	58 81
												265	A	Colgate	53 54
												265	H	Colgate	45 72
												300	A	Georgetown	44 71
												319	H	Mt. St. Mary's	56 49
												321	A	Boston U.	63 53
												321	H	Boston U.	66 55
												327	H	Saint Peter's	59 49
LAST 12 Division I GAMES:															
210	A	Lafayette	46 58	210	A	Lafayette	63 69								
195	A	Navy	50 59	107	A	Lehigh	61 75								
188	H	Holy Cross	37 65	50	H	American	44 55								
265	A	Colgate	53 54	99	H	Army	53 62								
161	H	Bucknell	61 72	188	A	Holy Cross	57 51								
321	H	Boston U.	66 55	265	H	Colgate	45 72								

Non-Div I Games:

Loyola Maryland

Loss, Non-Conf, S Site, H Home A Away N Neutral

Average RPI Win:	241	WON-LOST	WINNING	LAST 10	STRENGTH OF	OPP. STRENGTH	TEAM	ADJ.	CONF.	ADJ CONF.
Average RPI Loss:	115	RECORD	PCT. RANK	GAMES	SCHEDULE	OF SCHEDULE	RPI	RPI	RPI	RPI
DIV. I ONLY	7- 24	304	4- 6	119	114	272	272	9	9	
DIV. I NON-CONF.	2- 9	297	0- 0	175	225	310	310	8	8	
TOTALS	RPI 1-25	RPI 26-50	W-L RECORDS	RPI 51-100	RPI 101-150	RPI 150+				
7- 24	0- 0	0- 6	OVERALL	0- 9	0- 3	7- 6				
5- 10	0- 0	0- 2	HOME	0- 5	0- 2	5- 1				
1- 13	0- 0	0- 3	AWAY	0- 4	0- 1	1- 5				
1- 1	0- 0	0- 1	NEUTRAL	0- 0	0- 0	1- 0				
2- 9	0- 0	0- 1	NON-CONFERENCE	0- 3	0- 1	2- 4				
2- 4	0- 0	0- 0	HOME	0- 2	0- 1	2- 1				
0- 5	0- 0	0- 1	AWAY	0- 1	0- 0	0- 3				
0- 0	0- 0	0- 0	NEUTRAL	0- 0	0- 0	0- 0				
5- 15	0- 0	0- 5	CONFERENCE	0- 6	0- 2	5- 2				
3- 6	0- 0	0- 2	HOME	0- 3	0- 1	3- 0				
1- 8	0- 0	0- 2	AWAY	0- 3	0- 1	1- 2				
1- 1	0- 0	0- 1	NEUTRAL	0- 0	0- 0	1- 0				

RPI S	Opponent	Score	RPI S	Opponent	Score	RPI S	Opponent	Score	RPI S	Opponent	Score	Team's RPI: 272
			39 A	Gonzaga	62 76	56 A	San Diego	49 68	137 A	San Francisco	75 87	
			39 H	Gonzaga	59 82	56 H	San Diego	59 67	137 H	San Francisco	65 74	
			39 N	Gonzaga	50 70	60 A	St. Mary's (CA)	71 72	145 H	UC Riverside	55 81	
			46 A	Oklahoma St.	65 76	60 H	St. Mary's (CA)	49 56	159 H	Cal Poly	79 87	
			49 A	BYU	59 74	61 A	Pacific	69 89	193 H	UAB	66 61	
			49 H	BYU	63 71	61 H	Pacific	61 84	224 A	Santa Clara	75 63	
						69 H	Washington St.	60 87	224 H	Santa Clara	82 57	
						70 H	Hawaii	76 85	230 A	Pepperdine	91 98	
						98 A	Southern California	54 96	230 H	Pepperdine	74 57	
									230 N	Pepperdine	68 67	
									234 A	UNLV	76 91	
									267 A	Northern Ariz.	64 82	
									292 A	Portland	65 83	
									292 H	Portland	77 73	
									293 H	Bowling Green	51 48	
									298 A	Seattle	57 62	
LAST 12 Division I GAMES:												
			39 N	Gonzaga	50 70	39 H	Gonzaga	59 82				
			230 N	Pepperdine	68 67	49 A	BYU	59 74				
			230 H	Pepperdine	74 57	56 A	San Diego	49 68				
			224 A	Santa Clara	75 63	61 H	Pacific	61 84				
			137 A	San Francisco	75 87	60 H	St. Mary's (CA)	49 56				
			292 H	Portland	77 73	137 H	San Francisco	65 74				

Non-Div I Games:

Loyola Marymount

■ Loss,
■ Non-Conf,
■ S Site,
■ H Home
■ A Away
N Neutral

Average RPI Win: 221	WON-LOST	WINNING	LAST 10	STRENGTH OF	OPP. STRENGTH	TEAM	ADJ.	CONF.	ADJ CONF.
Average RPI Loss: 143	RECORD	PCT. RANK	GAMES	SCHEDULE	OF SCHEDULE	RPI	RPI	RPI	RPI
DIV. I ONLY	23- 8	41	8- 2	265	179	95	95	23	23
DIV. I NON-CONF.	8- 5	123	0- 0	203	142	139	139	23	23
<hr/>									
TOTALS	RPI 1-25	RPI 26-50	W-L RECORDS	RPI 51-100	RPI 101-150	RPI 150+			
23- 8	0- 1	0- 0	OVERALL	1- 1	4- 2	18- 4			
13- 2	0- 0	0- 0	HOME	0- 1	3- 0	10- 1			
10- 4	0- 0	0- 0	AWAY	1- 0	1- 1	8- 3			
0- 2	0- 1	0- 0	NEUTRAL	0- 0	0- 1	0- 0			
8- 5	0- 1	0- 0	NON-CONFERENCE	0- 0	2- 1	6- 3			
6- 1	0- 0	0- 0	HOME	0- 0	2- 0	4- 1			
2- 3	0- 0	0- 0	AWAY	0- 0	0- 1	2- 2			
0- 1	0- 1	0- 0	NEUTRAL	0- 0	0- 0	0- 0			
15- 3	0- 0	0- 0	CONFERENCE	1- 1	2- 1	12- 1			
7- 1	0- 0	0- 0	HOME	0- 1	1- 0	6- 0			
8- 1	0- 0	0- 0	AWAY	1- 0	1- 0	6- 1			
0- 1	0- 0	0- 0	NEUTRAL	0- 0	0- 1	0- 0			

RPI 1-25				RPI 26-50				RPI 51-100				Team's RPI: 95		RPI 101+					
RPI	S	Opponent	Score	RPI	S	Opponent	Score	RPI	S	Opponent	Score			RPI	S	Opponent	Score		
16	N	North Carolina	36 65					77	A	Albany (NY)	52 44			118	H	Harvard	65 46		
								77	H	Albany (NY)	43 49			120	H	Boston College	69 64		
														127	A	Yale	55 57		
														144	A	Hartford	68 57		
														144	H	Hartford	63 45		
														144	N	Hartford	54 65		
														153	H	Dartmouth	53 38		
														156	A	Bryant	52 65		
														165	A	Central Conn. St.	72 58		
														179	A	William & Mary	54 51		
														192	A	Stony Brook	58 55		
														192	H	Stony Brook	57 49		
														197	A	Massachusetts	60 68		
														208	A	New Hampshire	47 61		
														208	H	New Hampshire	87 56		
														218	A	UMass Lowell	74 46		
														218	H	UMass Lowell	68 54		
														219	H	Sacred Heart	58 59		
														232	H	Brown	58 53		
LAST 12 Division I GAMES:																			
				144	N	Hartford	54 65			192	H	Stony Brook	57 49			257	H	UMBC	61 41
				324	A	Binghamton	78 71			218	A	UMass Lowell	74 46			304	A	Vermont	57 54
				208	A	New Hampshire	47 61			144	H	Hartford	63 45			304	H	Vermont	74 46
				257	H	UMBC	61 41			77	A	Albany (NY)	52 44			308	H	Northeastern	60 51
				324	A	Binghamton	70 56			208	H	New Hampshire	87 56			311	H	LIU Brooklyn	65 59
				304	A	Vermont	57 54			257	A	UMBC	56 42			324	A	Binghamton	78 71

Non-Div I Games:

Maine

■ Loss,
 ■ Non-Conf,
 ■ S Site,
 ■ Home
 ■ A Away
 N Neutral

RPI	S	Opponent	Score	
324	A	Binghamton	70	56
324	H	Binghamton	70	48

M
a
i
n
e

M
a
i
n
e

Maine

RPI 1-25					
RPI	S	Opponent	Score		
25	A	Quinnipiac	51	85	
25	H	Quinnipiac	71	82	
RPI 26-50					
RPI	S	Opponent	Score		
50	H	American	52	60	
RPI 51-100					
RPI	S	Opponent	Score		
53	A	Ohio	58	82	
72	A	Fordham	41	70	
99	H	Army	49	81	
Team's RPI: 322					
RPI	S	Opponent	Score		
117	A	Marist	38	77	
117	H	Marist	45	67	
125	H	Buffalo	58	68	
168	A	Siena	51	59	
168	H	Siena	51	66	
178	A	Fairfield	26	43	
178	H	Fairfield	54	72	
185	A	La Salle	48	61	
188	A	Holy Cross	66	60	
198	A	Iona	41	60	
198	H	Iona	62	79	
208	H	New Hampshire	54	58	
240	A	Niagara	36	64	
240	H	Niagara	46	53	
240	N	Niagara	51	57	
242	A	Monmouth	67	84	
242	H	Monmouth	69	73	
262	A	Canisius	44	55	
262	H	Canisius	45	56	
277	A	Rider	40	65	
277	H	Rider	55	52	
302	H	Fairleigh Dickinson	54	73	
327	A	Saint Peter's	69	66	
327	H	Saint Peter's	58	68	
LAST 12 Division I GAMES:					
240	N	Niagara	51	57	
178	H	Fairfield	54	72	
242	A	Monmouth	67	84	
25	H	Quinnipiac	71	82	
327	A	Saint Peter's	69	66	
168	H	Siena	51	66	
277	A	Rider	40	65	
178	A	Fairfield	26	43	
327	H	Saint Peter's	58	68	
198	A	Iona	41	60	
240	H	Niagara	46	53	
117	A	Marist	38	77	

Non-Div I Games:

Average RPI Win: 234	WON-LOST	WINNING	LAST 10	STRENGTH OF	OPP. STRENGTH	TEAM	ADJ.	CONF.	ADJ CONF.
Average RPI Loss: 132	RECORD	PCT. RANK	GAMES	SCHEDULE	OF SCHEDULE	RPI	RPI	RPI	RPI
DIV. I ONLY	21- 11	79	6- 4	212	218	117	117	24	24
DIV. I NON-CONF.	4- 5	188	0- 0	101	103	170	170	24	24
TOTALS	RPI 1-25	RPI 26-50	W-L RECORDS	RPI 51-100	RPI 101-150	RPI 150+			
21- 11	0- 4	1- 0	OVERALL	1- 2	0- 0	19- 5			
10- 4	0- 1	1- 0	HOME	1- 1	0- 0	8- 2			
8- 5	0- 2	0- 0	AWAY	0- 0	0- 0	8- 3			
3- 2	0- 1	0- 0	NEUTRAL	0- 1	0- 0	3- 0			
4- 5	0- 1	1- 0	NON-CONFERENCE	1- 2	0- 0	2- 2			
3- 1	0- 0	1- 0	HOME	1- 1	0- 0	1- 0			
0- 3	0- 1	0- 0	AWAY	0- 0	0- 0	0- 2			
1- 1	0- 0	0- 0	NEUTRAL	0- 1	0- 0	1- 0			
17- 6	0- 3	0- 0	CONFERENCE	0- 0	0- 0	17- 3			
7- 3	0- 1	0- 0	HOME	0- 0	0- 0	7- 2			
8- 2	0- 1	0- 0	AWAY	0- 0	0- 0	8- 1			
2- 1	0- 1	0- 0	NEUTRAL	0- 0	0- 0	2- 0			

RPI 1-25				RPI 26-50				RPI 51-100				RPI 101+ Team's RPI: 117			
RPI	S	Opponent	Score	RPI	S	Opponent	Score	RPI	S	Opponent	Score	RPI	S	Opponent	Score
4	A	Baylor	60 90	47	H	South Dakota St.	82 64	54	N	Stetson	50 57	168	A	Siena	56 46
25	A	Quinnipiac	55 73					77	H	Albany (NY)	61 58	168	H	Siena	65 58
25	H	Quinnipiac	62 80					85	H	St. John's (NY)	48 49	177	A	Delaware	60 70
25	N	Quinnipiac	61 72									178	A	Fairfield	56 50
												178	H	Fairfield	55 56
												178	N	Fairfield	67 50
												198	A	Iona	63 58
												198	H	Iona	59 54
												240	A	Niagara	75 66
												240	H	Niagara	65 70
												242	A	Monmouth	63 60
												242	H	Monmouth	75 65
												262	A	Canisius	63 49
												262	H	Canisius	74 64
												277	A	Rider	65 56
												277	H	Rider	60 46
												279	N	Utah St.	68 65
												308	A	Northeastern	51 58
												321	H	Boston U.	77 50
												322	A	Manhattan	67 45
												322	H	Manhattan	77 38
												327	A	Saint Peter's	58 66
												327	H	Saint Peter's	77 51
												327	N	Saint Peter's	62 57
LAST 12 Division I GAMES:															
		25	N	Quinnipiac	61	72		198	H	Iona	59	54			
		178	N	Fairfield	67	50		240	H	Niagara	65	70			
		327	N	Saint Peter's	62	57		25	H	Quinnipiac	62	80			
		277	A	Rider	65	56		262	A	Canisius	63	49			
		327	A	Saint Peter's	58	66		240	A	Niagara	75	66			
		178	A	Fairfield	56	50		198	A	Iona	63	58			

Non-Div I Games:

Marist

■ Loss,
 ■ Non-Conf,
 ■ S Site,
 ■ Home
 ■ A Away
 N Neutral

Average RPI Win:	211	WON-LOST	WINNING	LAST 10	STRENGTH OF	OPP. STRENGTH	TEAM	ADJ.	CONF.	ADJ CONF.
Average RPI Loss:	113	RECORD	PCT. RANK	GAMES	SCHEDULE	OF SCHEDULE	RPI	RPI	RPI	RPI
DIV. I ONLY	9- 22	285	5- 5	136	75	248	248	10	10	
DIV. I NON-CONF.	4- 7	221	0- 0	165	61	245	245	9	9	
TOTALS	RPI 1-25	RPI 26-50	W-L RECORDS	RPI 51-100	RPI 101-150	RPI 150+				
9- 22	0- 2	1- 4	OVERALL	1- 7	1- 3	6- 6				
6- 10	0- 1	1- 1	HOME	1- 4	0- 2	4- 2				
2- 11	0- 1	0- 2	AWAY	0- 3	1- 1	1- 4				
1- 1	0- 0	0- 1	NEUTRAL	0- 0	0- 0	1- 0				
4- 7	0- 2	0- 0	NON-CONFERENCE	1- 1	0- 2	3- 2				
4- 3	0- 1	0- 0	HOME	1- 1	0- 1	3- 0				
0- 4	0- 1	0- 0	AWAY	0- 0	0- 1	0- 2				
0- 0	0- 0	0- 0	NEUTRAL	0- 0	0- 0	0- 0				
5- 15	0- 0	1- 4	CONFERENCE	0- 6	1- 1	3- 4				
2- 7	0- 0	1- 1	HOME	0- 3	0- 1	1- 2				
2- 7	0- 0	0- 2	AWAY	0- 3	1- 0	1- 2				
1- 1	0- 0	0- 1	NEUTRAL	0- 0	0- 0	1- 0				

RPI 1-25				RPI 26-50				RPI 51-100				RPI 101+ Team's RPI: 248			
RPI	S	Opponent	Score	RPI	S	Opponent	Score	RPI	S	Opponent	Score	RPI	S	Opponent	Score
14	A	Duke	51 83	37	A	DePaul	82 99	62	H	Vanderbilt	80 67	136	H	Northern Ky.	68 77
23	H	Green Bay	66 94	37	H	DePaul	67 101	73	H	South Dakota	65 69	146	A	Butler	77 74
				38	A	Seton Hall	58 88	76	A	Villanova	48 68	146	H	Butler	67 76
				38	H	Seton Hall	73 70	76	H	Villanova	59 75	150	A	Auburn	53 79
				38	N	Seton Hall	51 77	85	A	St. John's (NY)	52 67	162	A	Wisconsin	64 89
								85	H	St. John's (NY)	52 64	186	A	Wake Forest	77 89
								88	A	Creighton	60 82	191	A	Xavier	72 91
								88	H	Creighton	75 93	191	H	Xavier	71 74
												233	H	Western Ill.	65 57
												269	A	Providence	72 64
												269	H	Providence	58 66
												269	N	Providence	78 75
												281	H	Milwaukee	85 80
												297	H	Loyola Chicago	86 71
												300	A	Georgetown	76 83
												300	H	Georgetown	80 73
LAST 12 Division I GAMES:															
				38	N	Seton Hall	51 77	85	H	St. John's (NY)	52 64				
				269	N	Providence	78 75	146	A	Butler	77 74				
				37	A	DePaul	82 99	191	A	Xavier	72 91				
				88	A	Creighton	60 82	300	H	Georgetown	80 73				
				269	A	Providence	72 64	76	H	Villanova	59 75				
				38	H	Seton Hall	73 70	88	H	Creighton	75 93				

Non-Div I Games:

Marquette

Average RPI Win: 229	WON-LOST	WINNING	LAST 10	STRENGTH OF	OPP. STRENGTH	TEAM	ADJ.	CONF.	ADJ CONF.
Average RPI Loss: 147	RECORD	PCT. RANK	GAMES	SCHEDULE	OF SCHEDULE	RPI	RPI	RPI	RPI
DIV. I ONLY	14- 14	169	3- 7	209	219	190	190	17	17
DIV. I NON-CONF.	6- 3	92	0- 0	217	334	101	101	18	18
TOTALS	RPI 1-25	RPI 26-50	W-L RECORDS	RPI 51-100	RPI 101-150	RPI 150+			
14- 14	0- 0	0- 2	OVERALL	1- 2	2- 3	11- 7			
6- 5	0- 0	0- 1	HOME	1- 1	0- 2	5- 1			
7- 7	0- 0	0- 1	AWAY	0- 0	2- 1	5- 5			
1- 2	0- 0	0- 0	NEUTRAL	0- 1	0- 0	1- 1			
6- 3	0- 0	0- 0	NON-CONFERENCE	0- 1	1- 1	5- 1			
2- 0	0- 0	0- 0	HOME	0- 0	0- 0	2- 0			
3- 2	0- 0	0- 0	AWAY	0- 0	1- 1	2- 1			
1- 1	0- 0	0- 0	NEUTRAL	0- 1	0- 0	1- 0			
8- 11	0- 0	0- 2	CONFERENCE	1- 1	1- 2	6- 6			
4- 5	0- 0	0- 1	HOME	1- 1	0- 2	3- 1			
4- 5	0- 0	0- 1	AWAY	0- 0	1- 0	3- 4			
0- 1	0- 0	0- 0	NEUTRAL	0- 0	0- 0	0- 1			

RPI 1-25				RPI 26-50				RPI 51-100				RPI 101+				Team's RPI: 190	
RPI	S	Opponent	Score	RPI	S	Opponent	Score	RPI	S	Opponent	Score	RPI	S	Opponent	Score		
				27	A	Western Ky.	60 74	66	H	Middle Tenn.	48 74	121	A	Old Dominion	69 37		
				27	H	Western Ky.	53 67	75	N	West Virginia	56 69	121	H	Old Dominion	55 67		
								80	H	Southern Miss.	67 65	122	H	Louisiana Tech	67 68		
												130	A	Cornell	49 58		
												134	A	Rhode Island	61 45		
												155	A	Charlotte	56 74		
												155	H	Charlotte	58 66		
												155	N	Charlotte	52 67		
												178	N	Fairfield	68 55		
												181	H	Robert Morris	62 46		
												183	A	UTSA	48 60		
												193	H	UAB	71 52		
												223	A	Fla. Atlantic	73 83		
												223	H	Fla. Atlantic	66 59		
												245	A	UTEP	76 71		
												270	A	Rice	72 69		
												271	A	Norfolk St.	73 71		
												289	A	Eastern Ky.	58 63		
												306	H	UMES	74 57		
												331	A	North Texas	42 45		
												333	A	Coastal Caro.	77 65		
												335	A	FIU	74 50		
												335	H	FIU	67 61		
LAST 12 Division I GAMES:																	
				155	N	Charlotte	52 67	66	H	Middle Tenn.	48 74						
				155	H	Charlotte	58 66	27	A	Western Ky.	60 74						
				121	H	Old Dominion	55 67	331	A	North Texas	42 45						
				223	A	Fla. Atlantic	73 83	270	A	Rice	72 69						
				335	A	FIU	74 50	122	H	Louisiana Tech	67 68						
				193	H	UAB	71 52	80	H	Southern Miss.	67 65						

Non-Div I Games: Salem Int'l 84 41 Brescia 127 56

Marshall

■ Loss,
 ■ Non-Conf,
 ■ S Site,
 ■ H Home
 ■ A Away
 N Neutral

Maryland

Through Games Of March 13, 2015

Average RPI Win:	115	WON-LOST	WINNING	LAST 10	STRENGTH OF	OPP. STRENGTH	TEAM	ADJ.	CONF.	ADJ CONF.
Average RPI Loss:	35	RECORD	PCT. RANK	GAMES	SCHEDULE	OF SCHEDULE	RPI	RPI	RPI	RPI
DIV. I ONLY	30- 2	4	10- 0	29	37	6	6	4	4	
DIV. I NON-CONF.	9- 2	35	0- 0	69	102	27	27	2	2	
TOTALS	RPI 1-25	RPI 26-50	W-L RECORDS	RPI 51-100	RPI 101-150	RPI 150+				
30- 2	2- 1	12- 0	OVERALL	4- 1	2- 0	10- 0				
15- 0	1- 0	5- 0	HOME	1- 0	2- 0	6- 0				
11- 1	1- 1	4- 0	AWAY	2- 0	0- 0	4- 0				
4- 1	0- 0	3- 0	NEUTRAL	1- 1	0- 0	0- 0				
9- 2	1- 1	3- 0	NON-CONFERENCE	0- 1	0- 0	5- 0				
6- 0	0- 0	2- 0	HOME	0- 0	0- 0	4- 0				
2- 1	1- 1	0- 0	AWAY	0- 0	0- 0	1- 0				
1- 1	0- 0	1- 0	NEUTRAL	0- 1	0- 0	0- 0				
21- 0	1- 0	9- 0	CONFERENCE	4- 0	2- 0	5- 0				
9- 0	1- 0	3- 0	HOME	1- 0	2- 0	2- 0				
9- 0	0- 0	4- 0	AWAY	2- 0	0- 0	3- 0				
3- 0	0- 0	2- 0	NEUTRAL	1- 0	0- 0	0- 0				

RPI 1-25				RPI 26-50				RPI 51-100				RPI 101+			
RPI	S	Opponent	Score	RPI	S	Opponent	Score	RPI	S	Opponent	Score	RPI	S	Opponent	Score
1	A	Notre Dame	72 92	26	H	South Fla.	85 67	67	A	Michigan	91 65	106	H	Illinois	74 54
9	H	Iowa	93 88	28	H	Ohio St.	87 78	69	N	Washington St.	64 70	133	H	Purdue	88 64
11	A	George Washington	75 65	28	N	Ohio St.	77 74	79	A	Michigan St.	75 69	162	A	Wisconsin	81 70
				30	N	James Madison	80 64	79	H	Michigan St.	85 56	166	A	Indiana	84 74
				34	A	Northwestern	69 48	79	N	Michigan St.	70 60	166	H	Indiana	83 72
				34	N	Northwestern	74 63					227	A	Penn St.	77 62
				36	A	Nebraska	75 47					227	H	Penn St.	65 34
				36	H	Nebraska	59 47					237	H	Towson	81 52
				43	A	Rutgers	71 59					284	H	Loyola Maryland	65 43
				43	H	Rutgers	80 69					319	H	Mt. St. Mary's	109 45
				44	A	Minnesota	77 73					323	H	Wagner	97 24
				50	H	American	94 50					337	A	Coppin St.	110 51
LAST 12 Division I GAMES:															
				28	N	Ohio St.	77 74	162	A	Wisconsin	81 70				
				34	N	Northwestern	74 63	79	A	Michigan St.	75 69				
				79	N	Michigan St.	70 60	43	H	Rutgers	80 69				
				34	A	Northwestern	69 48	36	H	Nebraska	59 47				
				166	H	Indiana	83 72	227	A	Penn St.	77 62				
				227	H	Penn St.	65 34	9	H	Iowa	93 88				

Non-Div I Games:

Maryland

Loss, Non-Conf, S Site, H Home A Away N Neutral

Massachusetts

Through Games Of March 13, 2015

Average RPI Win:	194	WON-LOST	WINNING	LAST 10	STRENGTH OF	OPP. STRENGTH	TEAM	ADJ.	CONF.	ADJ CONF.
Average RPI Loss:	109	RECORD	PCT. RANK	GAMES	SCHEDULE	OF SCHEDULE	RPI	RPI	RPI	RPI
DIV. I ONLY	12- 18	240	4- 6	88	104	197	197	6	6	
DIV. I NON-CONF.	6- 6	158	0- 0	135	162	147	147	6	6	
TOTALS	RPI 1-25	RPI 26-50	W-L RECORDS	RPI 51-100	RPI 101-150	RPI 150+				
12- 18	0- 3	1- 1	OVERALL	2- 5	1- 3	8- 6				
8- 5	0- 1	1- 1	HOME	1- 0	1- 1	5- 2				
3- 10	0- 1	0- 0	AWAY	1- 3	0- 2	2- 4				
1- 3	0- 1	0- 0	NEUTRAL	0- 2	0- 0	1- 0				
6- 6	0- 1	1- 0	NON-CONFERENCE	1- 2	0- 1	4- 2				
4- 1	0- 0	1- 0	HOME	1- 0	0- 1	2- 0				
2- 3	0- 0	0- 0	AWAY	0- 1	0- 0	2- 2				
0- 2	0- 1	0- 0	NEUTRAL	0- 1	0- 0	0- 0				
6- 12	0- 2	0- 1	CONFERENCE	1- 3	1- 2	4- 4				
4- 4	0- 1	0- 1	HOME	0- 0	1- 0	3- 2				
1- 7	0- 1	0- 0	AWAY	1- 2	0- 2	0- 2				
1- 1	0- 0	0- 0	NEUTRAL	0- 1	0- 0	1- 0				

RPI 1-25				RPI 26-50				RPI 51-100				RPI 101+ Team's RPI: 197			
RPI	S	Opponent	Score	RPI	S	Opponent	Score	RPI	S	Opponent	Score	RPI	S	Opponent	Score
10	N	Florida St.	47 73	48	H	Duquesne	49 69	53	N	Ohio	52 59	118	H	Harvard	62 75
11	H	George Washington	54 69	50	H	American	71 61	72	A	Fordham	42 65	134	A	Rhode Island	58 70
13	A	Dayton	60 69					87	A	Saint Joseph's	65 47	134	H	Rhode Island	78 70
								92	A	Richmond	44 64	142	A	VCU	43 65
								92	N	Richmond	63 67	152	H	Saint Louis	67 75
								95	H	Maine	68 60	167	A	St. Bonaventure	53 65
								100	A	Western Mich.	41 63	167	H	St. Bonaventure	57 77
												167	N	St. Bonaventure	55 49
												172	A	Central Mich.	70 72
												185	A	La Salle	69 71
												185	H	La Salle	71 68
												188	H	Holy Cross	72 61
												231	A	Georgia St.	66 71
												235	H	George Mason	85 79
												263	H	Davidson	60 49
												274	H	UCF	67 62
												321	A	Boston U.	78 57
												331	A	North Texas	56 46
LAST 12 Division I GAMES:															
		92	N	Richmond	63	67				48	H	Duquesne	49	69	
		167	N	St. Bonaventure	55	49				235	H	George Mason	85	79	
		134	H	Rhode Island	78	70				185	A	La Salle	69	71	
		13	A	Dayton	60	69				134	A	Rhode Island	58	70	
		142	A	VCU	43	65				167	H	St. Bonaventure	57	77	
		263	H	Davidson	60	49				92	A	Richmond	44	64	

Non-Div I Games:

Massachusetts

Loss, Non-Conf, S Site, H Home A Away N Neutral

Average RPI Win:	244	WON-LOST	WINNING	LAST 10	STRENGTH OF	OPP. STRENGTH	TEAM	ADJ.	CONF.	ADJ CONF.
Average RPI Loss:	192	RECORD	PCT. RANK	GAMES	SCHEDULE	OF SCHEDULE	RPI	RPI	RPI	RPI
DIV. I ONLY	13- 13	169	5- 5	261	281	217	217	27	27	
DIV. I NON-CONF.	2- 5	259	0- 0	47	56	196	196	27	27	
TOTALS	RPI 1-25	RPI 26-50	W-L RECORDS	RPI 51-100	RPI 101-150	RPI 150+				
13- 13	0- 1	0- 1	OVERALL	1- 1	1- 0	11- 10				
9- 3	0- 0	0- 0	HOME	1- 1	1- 0	7- 2				
4- 9	0- 1	0- 1	AWAY	0- 0	0- 0	4- 7				
0- 1	0- 0	0- 0	NEUTRAL	0- 0	0- 0	0- 1				
2- 5	0- 1	0- 1	NON-CONFERENCE	1- 1	0- 0	1- 2				
2- 1	0- 0	0- 0	HOME	1- 1	0- 0	1- 0				
0- 4	0- 1	0- 1	AWAY	0- 0	0- 0	0- 2				
0- 0	0- 0	0- 0	NEUTRAL	0- 0	0- 0	0- 0				
11- 8	0- 0	0- 0	CONFERENCE	0- 0	1- 0	10- 8				
7- 2	0- 0	0- 0	HOME	0- 0	1- 0	6- 2				
4- 5	0- 0	0- 0	AWAY	0- 0	0- 0	4- 5				
0- 1	0- 0	0- 0	NEUTRAL	0- 0	0- 0	0- 1				

RPI 1-25				RPI 26-50				RPI 51-100				RPI 101+ Team's RPI: 217			
RPI	S	Opponent	Score	RPI	S	Opponent	Score	RPI	S	Opponent	Score	RPI	S	Opponent	Score
21	A	Texas	59 76	32	A	Texas A&M	27 93	52	H	Tulane	55 75	124	H	Stephen F. Austin	73 67
								80	H	Southern Miss.	57 55	184	A	Lamar	67 75
												184	H	Lamar	98 77
												187	H	Texas Southern	74 70
												211	A	Northwestern St.	54 75
												211	H	Northwestern St.	68 57
												216	A	Nicholls St.	59 70
												216	H	Nicholls St.	68 73
												221	A	La.-Monroe	63 66
												250	A	A&M-Corpus Christi	65 76
												252	H	Abilene Christian	59 75
												258	A	Central Ark.	65 63
												258	H	Central Ark.	72 68
												264	H	Houston Baptist	60 57
												264	N	Houston Baptist	68 70
												270	A	Rice	55 57
												295	A	Sam Houston St.	79 74
												305	A	New Orleans	86 90
												305	H	New Orleans	82 58
												332	A	Southeastern La.	78 57
												332	H	Southeastern La.	66 62
												340	A	Incarinate Word	104 101
LAST 12 Division I GAMES:															
264	N	Houston Baptist	68 70	211	H	Northwestern St.	68 57								
258	H	Central Ark.	72 68	332	H	Southeastern La.	66 62								
216	H	Nicholls St.	68 73	216	A	Nicholls St.	59 70								
184	H	Lamar	98 77	305	A	New Orleans	86 90								
184	A	Lamar	67 75	305	H	New Orleans	82 58								
258	A	Central Ark.	65 63	332	A	Southeastern La.	78 57								

Non-Div I Games: Centenary (LA) 86 35 Wiley 67 66 LSU-Alexandria 79 70 Louisiana Col. 83 61
McNeese St.

Average RPI Win:	240	WON-LOST	WINNING	LAST 10	STRENGTH OF	OPP. STRENGTH	TEAM	ADJ.	CONF.	ADJ CONF.
Average RPI Loss:	78	RECORD	PCT. RANK	GAMES	SCHEDULE	OF SCHEDULE	RPI	RPI	RPI	RPI
DIV. I ONLY	14- 17	206	3- 7	129	81	189	189	8	8	
DIV. I NON-CONF.	6- 5	145	0- 0	159	122	163	163	7	7	
TOTALS	RPI 1-25	RPI 26-50	W-L RECORDS	RPI 51-100	RPI 101-150	RPI 150+				
14- 17	0- 3	0- 5	OVERALL	1- 2	1- 5	12- 2				
9- 7	0- 1	0- 3	HOME	1- 0	1- 2	7- 1				
4- 9	0- 2	0- 1	AWAY	0- 2	0- 3	4- 1				
1- 1	0- 0	0- 1	NEUTRAL	0- 0	0- 0	1- 0				
6- 5	0- 1	0- 2	NON-CONFERENCE	0- 0	1- 1	5- 1				
5- 2	0- 0	0- 2	HOME	0- 0	1- 0	4- 0				
1- 3	0- 1	0- 0	AWAY	0- 0	0- 1	1- 1				
0- 0	0- 0	0- 0	NEUTRAL	0- 0	0- 0	0- 0				
8- 12	0- 2	0- 3	CONFERENCE	1- 2	0- 4	7- 1				
4- 5	0- 1	0- 1	HOME	1- 0	0- 2	3- 1				
3- 6	0- 1	0- 1	AWAY	0- 2	0- 2	3- 0				
1- 1	0- 0	0- 1	NEUTRAL	0- 0	0- 0	1- 0				

RPI	S	Opponent	Score	RPI	S	Opponent	Score	RPI	S	Opponent	Score	RPI	S	Opponent	Score	Team's RPI: 189
5	A	UConn	24 87	26	A	South Fla.	39 72	52	A	Tulane	65 75	106	A	Illinois	58 60	
5	H	UConn	34 80	26	H	South Fla.	53 57	68	A	East Carolina	39 60	114	H	Missouri St.	79 63	
11	A	George Washington	44 63	26	N	South Fla.	51 79	68	H	East Carolina	60 57	116	A	Tulsa	69 79	
				31	H	UALR	59 66					116	H	Tulsa	62 65	
				44	H	Minnesota	62 68					143	A	Temple	61 84	
												143	H	Temple	57 58	
												158	A	Southern Ill.	75 82	
												172	H	Central Mich.	62 61	
												205	H	Samford	64 48	
												255	H	SMU	53 60	
												255	N	SMU	71 59	
												256	A	Cincinnati	56 44	
												256	H	Cincinnati	41 38	
												259	H	Austin Peay	65 60	
												274	A	UCF	70 66	
												274	H	UCF	65 49	
												288	A	Houston	64 58	
												288	H	Houston	84 49	
												300	A	Georgetown	63 46	
												349	H	Mississippi Val.	62 39	
LAST 12 Division I GAMES:																
				26	N	South Fla.	51 79	274	H	UCF	65 49					
				255	N	SMU	71 59	288	A	Houston	64 58					
				255	H	SMU	53 60	5	H	UConn	34 80					
				5	A	UConn	24 87	143	A	Temple	61 84					
				116	H	Tulsa	62 65	26	H	South Fla.	53 57					
				52	A	Tulane	65 75	256	A	Cincinnati	56 44					

Non-Div I Games:

Memphis

■ Loss,
■ Non-Conf,
■ S Site,
■ H Home
■ A Away
N Neutral

Average RPI Win:	265	WON-LOST	WINNING	LAST 10	STRENGTH OF	OPP. STRENGTH	TEAM	ADJ.	CONF.	ADJ CONF.
Average RPI Loss:	130	RECORD	PCT. RANK	GAMES	SCHEDULE	OF SCHEDULE	RPI	RPI	RPI	RPI
DIV. I ONLY	18- 14	139	7- 3	280	260	194	194	20	20	
DIV. I NON-CONF.	8- 8	158	0- 0	288	288	215	215	22	22	
TOTALS	RPI 1-25	RPI 26-50	W-L RECORDS	RPI 51-100	RPI 101-150	RPI 150+				
18- 14	0- 2	0- 1	OVERALL	0- 1	1- 4	17- 6				
8- 6	0- 1	0- 0	HOME	0- 1	0- 2	8- 2				
9- 7	0- 1	0- 1	AWAY	0- 0	1- 1	8- 4				
1- 1	0- 0	0- 0	NEUTRAL	0- 0	0- 1	1- 0				
8- 8	0- 0	0- 1	NON-CONFERENCE	0- 1	0- 0	8- 6				
4- 3	0- 0	0- 0	HOME	0- 1	0- 0	4- 2				
4- 5	0- 0	0- 1	AWAY	0- 0	0- 0	4- 4				
0- 0	0- 0	0- 0	NEUTRAL	0- 0	0- 0	0- 0				
10- 6	0- 2	0- 0	CONFERENCE	0- 0	1- 4	9- 0				
4- 3	0- 1	0- 0	HOME	0- 0	0- 2	4- 0				
5- 2	0- 1	0- 0	AWAY	0- 0	1- 1	4- 0				
1- 1	0- 0	0- 0	NEUTRAL	0- 0	0- 1	1- 0				

RPI 1-25				RPI 26-50				RPI 51-100				RPI 101+ Team's RPI: 194			
RPI	S	Opponent	Score	RPI	S	Opponent	Score	RPI	S	Opponent	Score	RPI	S	Opponent	Score
20	A	Chattanooga	59 71	29	A	Mississippi St.	66 97	59	H	Georgia	49 68	109	A	East Tenn. St.	49 70
20	H	Chattanooga	51 56									109	H	East Tenn. St.	70 72
												109	N	East Tenn. St.	56 66
												148	A	Furman	88 82
												148	H	Furman	55 58
												152	A	Saint Louis	80 75
												158	A	Southern Ill.	52 67
												163	A	Kennesaw St.	54 44
												163	H	Kennesaw St.	56 76
												170	H	Belmont	83 86
												202	A	Alabama	46 39
												205	A	Samford	74 59
												205	H	Samford	70 65
												207	A	Jacksonville St.	66 67
												239	A	North Florida	55 57
												276	H	Jackson St.	80 48
												285	A	Col. of Charleston	59 72
												289	H	Eastern Ky.	69 64
												299	A	Ga. Southern	84 61
												301	A	Western Caro.	68 51
												301	H	Western Caro.	82 60
												310	A	UNC Greensboro	74 73
												310	H	UNC Greensboro	80 62
												315	A	Wofford	63 51
												315	H	Wofford	80 51
												315	N	Wofford	75 54
LAST 12 Division I GAMES:															
				109	N	East Tenn. St.	56 66	148	A	Furman	88 82				
				315	N	Wofford	75 54	301	H	Western Caro.	82 60				
				205	H	Samford	70 65	310	H	UNC Greensboro	80 62				
				20	H	Chattanooga	51 56	205	A	Samford	74 59				
				109	A	East Tenn. St.	49 70	20	A	Chattanooga	59 71				
				315	A	Wofford	63 51	109	H	East Tenn. St.	70 72				

Non-Div I Games:

Mercer

■ Loss,
 ■ Non-Conf,
 ■ S Site,
 ■ H Home
 ■ A Away
 N Neutral

RPI	S	Opponent	Score	
334	H	Tennessee Tech	73	67
338	H	Florida A&M	61	47

M
e
r
c
e
r

M
e
r
c
e
r

Mercer

Average RPI Win:	167	WON-LOST	WINNING	LAST 10	STRENGTH OF	OPP. STRENGTH	TEAM	ADJ.	CONF.	ADJ CONF.
Average RPI Loss:	42	RECORD	PCT. RANK	GAMES	SCHEDULE	OF SCHEDULE	RPI	RPI	RPI	RPI
DIV. I ONLY	19- 12	99	4- 6	52	21	65	65	3	3	
DIV. I NON-CONF.	10- 3	52	0- 0	277	74	118	118	3	3	
TOTALS	RPI 1-25	RPI 26-50	W-L RECORDS	RPI 51-100	RPI 101-150	RPI 150+				
19- 12	1- 7	1- 1	OVERALL	3- 3	4- 0	10- 1				
15- 3	1- 3	0- 0	HOME	2- 0	3- 0	9- 0				
2- 8	0- 3	1- 1	AWAY	0- 3	0- 0	1- 1				
2- 1	0- 1	0- 0	NEUTRAL	1- 0	1- 0	0- 0				
10- 3	0- 1	0- 0	NON-CONFERENCE	2- 2	1- 0	7- 0				
9- 1	0- 1	0- 0	HOME	1- 0	1- 0	7- 0				
0- 2	0- 0	0- 0	AWAY	0- 2	0- 0	0- 0				
1- 0	0- 0	0- 0	NEUTRAL	1- 0	0- 0	0- 0				
9- 9	1- 6	1- 1	CONFERENCE	1- 1	3- 0	3- 1				
6- 2	1- 2	0- 0	HOME	1- 0	2- 0	2- 0				
2- 6	0- 3	1- 1	AWAY	0- 1	0- 0	1- 1				
1- 1	0- 1	0- 0	NEUTRAL	0- 0	1- 0	0- 0				

RPI	S	Opponent	Score	RPI	S	Opponent	Score	RPI	S	Opponent	Score	RPI	S	Opponent	Score
1	H	Notre Dame	78 63	35	A	Syracuse	85 71	52	A	Tulane	65 70	110	H	Virginia	67 58
1	N	Notre Dame	61 77	41	A	Pittsburgh	66 81	58	H	LSU	76 71	110	N	Virginia	62 52
7	A	Louisville	55 68					66	A	Middle Tenn.	48 53	116	H	Tulsa	69 57
10	A	Florida St.	60 80					82	A	North Carolina St.	65 68	120	H	Boston College	74 53
10	H	Florida St.	55 69					86	H	Georgia Tech	64 59	162	H	Wisconsin	66 54
14	A	Duke	53 68					93	N	UCLA	74 67	186	A	Wake Forest	59 60
16	H	North Carolina	65 66									200	A	Virginia Tech	62 45
17	H	Arizona St.	61 65									200	H	Virginia Tech	42 39
												201	H	Jacksonville	65 36
												203	H	Clemson	79 42
												236	H	Oakland	66 53
												239	H	North Florida	81 53
												326	H	Illinois St.	95 44
												337	H	Coppin St.	70 54
												338	H	Florida A&M	83 47
LAST 12 Division I GAMES:															
		1 N Notre Dame	61 77			86 H Georgia Tech	64 59								
		110 N Virginia	62 52			35 A Syracuse	85 71								
		10 H Florida St.	55 69			10 A Florida St.	60 80								
		186 A Wake Forest	59 60			200 H Virginia Tech	42 39								
		16 H North Carolina	65 66			41 A Pittsburgh	66 81								
		82 A North Carolina St.	65 68			7 A Louisville	55 68								

Non-Div I Games:

Miami (FL)

■ Loss,
 ■ Non-Conf, S Site,
 ■ Home
 ■ Away
 N Neutral

Average RPI Win:	256	WON-LOST	WINNING	LAST 10	STRENGTH OF	OPP. STRENGTH	TEAM	ADJ.	CONF.	ADJ CONF.
Average RPI Loss:	132	RECORD	PCT. RANK	GAMES	SCHEDULE	OF SCHEDULE	RPI	RPI	RPI	RPI
DIV. I ONLY	6- 23	311	4- 6	139	172	278	278	15	15	
DIV. I NON-CONF.	2- 8	294	0- 0	207	150	301	301	17	17	
TOTALS	RPI 1-25	RPI 26-50	W-L RECORDS	RPI 51-100	RPI 101-150	RPI 150+				
6- 23	0- 0	0- 1	OVERALL	0- 9	1- 7	5- 6				
3- 9	0- 0	0- 0	HOME	0- 4	0- 3	3- 2				
2- 11	0- 0	0- 0	AWAY	0- 4	1- 3	1- 4				
1- 3	0- 0	0- 1	NEUTRAL	0- 1	0- 1	1- 0				
2- 8	0- 0	0- 1	NON-CONFERENCE	0- 2	0- 2	2- 3				
1- 2	0- 0	0- 0	HOME	0- 0	0- 1	1- 1				
0- 3	0- 0	0- 0	AWAY	0- 1	0- 0	0- 2				
1- 3	0- 0	0- 1	NEUTRAL	0- 1	0- 1	1- 0				
4- 15	0- 0	0- 0	CONFERENCE	0- 7	1- 5	3- 3				
2- 7	0- 0	0- 0	HOME	0- 4	0- 2	2- 1				
2- 8	0- 0	0- 0	AWAY	0- 3	1- 3	1- 2				
0- 0	0- 0	0- 0	NEUTRAL	0- 0	0- 0	0- 0				

RPI S	Opponent	Score	RPI S	Opponent	Score	RPI S	Opponent	Score	RPI S	Opponent	Score	Team's RPI: 278
29 N	Mississippi St.	42 68	53 A	Ohio	60 75	121 N	Old Dominion	63 69				
			53 H	Ohio	45 67	125 A	Buffalo	78 68				
			74 N	Drexel	54 71	125 H	Buffalo	51 71				
			79 A	Michigan St.	39 85	126 A	Toledo	47 62				
			89 A	Akron	55 67	126 A	Toledo	53 63				
			89 H	Akron	47 65	128 A	Ball St.	41 72				
			94 A	Eastern Mich.	38 56	128 H	Ball St.	55 72				
			94 H	Eastern Mich.	51 54	132 H	UT Martin	57 90				
			100 H	Western Mich.	53 61	172 H	Central Mich.	54 60				
						209 H	Ill.-Chicago	69 72				
						236 A	Oakland	51 65				
						243 A	Evansville	41 51				
						251 A	Northern Ill.	49 60				
						263 N	Davidson	59 58				
						282 H	Valparaiso	82 59				
						286 A	Kent St.	69 53				
						286 H	Kent St.	66 59				
						293 A	Bowling Green	53 66				
						293 H	Bowling Green	59 51				
LAST 12 Division I GAMES:												
126 A	Toledo	47 62	94 H	Eastern Mich.	51 54							
53 A	Ohio	60 75	53 H	Ohio	45 67							
89 A	Akron	55 67	286 A	Kent St.	69 53							
286 H	Kent St.	66 59	251 A	Northern Ill.	49 60							
293 H	Bowling Green	59 51	100 H	Western Mich.	53 61							
125 A	Buffalo	78 68	128 H	Ball St.	55 72							

Non-Div I Games: Cincinnati Christia75 53

Miami (OH)

■ Loss,
■ Non-Conf,
■ S Site,
■ H Home
■ A Away
N Neutral

Average RPI Win:	136	WON-LOST	WINNING	LAST 10	STRENGTH OF	OPP. STRENGTH	TEAM	ADJ.	CONF.	ADJ CONF.
Average RPI Loss:	46	RECORD	PCT. RANK	GAMES	SCHEDULE	OF SCHEDULE	RPI	RPI	RPI	RPI
DIV. I ONLY	16- 14	157	3- 7	22	22	67	67	4	4	
DIV. I NON-CONF.	8- 3	71	0- 0	34	42	38	38	2	2	
TOTALS	RPI 1-25	RPI 26-50	W-L RECORDS	RPI 51-100	RPI 101-150	RPI 150+				
16- 14	0- 4	2- 7	OVERALL	5- 1	2- 1	7- 1				
12- 4	0- 2	1- 2	HOME	3- 0	2- 0	6- 0				
2- 9	0- 2	1- 5	AWAY	1- 0	0- 1	0- 1				
2- 1	0- 0	0- 0	NEUTRAL	1- 1	0- 0	1- 0				
8- 3	0- 2	0- 1	NON-CONFERENCE	3- 0	0- 0	5- 0				
6- 1	0- 1	0- 0	HOME	2- 0	0- 0	4- 0				
0- 2	0- 1	0- 1	AWAY	0- 0	0- 0	0- 0				
2- 0	0- 0	0- 0	NEUTRAL	1- 0	0- 0	1- 0				
8- 11	0- 2	2- 6	CONFERENCE	2- 1	2- 1	2- 1				
6- 3	0- 1	1- 2	HOME	1- 0	2- 0	2- 0				
2- 7	0- 1	1- 4	AWAY	1- 0	0- 1	0- 1				
0- 1	0- 0	0- 0	NEUTRAL	0- 1	0- 0	0- 0				

RPI 1-25				RPI 26-50				RPI 51-100 Team's RPI: 67				RPI 101+			
RPI	S	Opponent	Score	RPI	S	Opponent	Score	RPI	S	Opponent	Score	RPI	S	Opponent	Score
1	A	Notre Dame	50 70	28	A	Ohio St.	73 77	69	N	Washington St.	76 64	106	A	Illinois	60 72
6	H	Maryland	65 91	28	H	Ohio St.	100 94	79	A	Michigan St.	72 59	106	H	Illinois	70 57
9	A	Iowa	70 76	34	A	Northwestern	73 66	79	H	Michigan St.	74 65	133	H	Purdue	81 50
12	H	Princeton	55 85	34	H	Northwestern	62 63	79	N	Michigan St.	49 69	161	H	Bucknell	68 61
				36	A	Nebraska	60 75	94	H	Eastern Mich.	81 52	162	A	Wisconsin	53 63
				41	A	Pittsburgh	64 85	100	H	Western Mich.	74 47	166	H	Indiana	68 52
				43	A	Rutgers	68 81					186	H	Wake Forest	83 69
				43	H	Rutgers	50 57					222	H	Detroit	76 57
				44	A	Minnesota	88 91					227	H	Penn St.	89 53
												228	N	San Diego St.	70 50
												262	H	Canisius	79 43
LAST 12 Division I GAMES:															
				79	N	Michigan St.	49 69	28	A	Ohio St.	73 77				
				106	A	Illinois	60 72	43	H	Rutgers	50 57				
				133	H	Purdue	81 50	79	A	Michigan St.	72 59				
				44	A	Minnesota	88 91	36	A	Nebraska	60 75				
				166	H	Indiana	68 52	6	H	Maryland	65 91				
				34	H	Northwestern	62 63	106	H	Illinois	70 57				

Non-Div I Games:

Michigan

■ Loss,
■ Non-Conf,
■ S Site,
■ H Home
■ A Away
N Neutral

Michigan St.

Through Games Of March 13, 2015

Average RPI Win:	160	WON-LOST	WINNING	LAST 10	STRENGTH OF	OPP. STRENGTH	TEAM	ADJ.	CONF.	ADJ CONF.
Average RPI Loss:	38	RECORD	PCT. RANK	GAMES	SCHEDULE	OF SCHEDULE	RPI	RPI	RPI	RPI
DIV. I ONLY	16- 15	166	5- 5	26	19	79	79	4	4	
DIV. I NON-CONF.	8- 3	71	0- 0	87	37	63	63	2	2	
TOTALS	RPI 1-25	RPI 26-50	W-L RECORDS	RPI 51-100	RPI 101-150	RPI 150+				
16- 15	0- 6	2- 5	OVERALL	3- 3	3- 0	8- 1				
10- 6	0- 3	1- 2	HOME	2- 1	1- 0	6- 0				
4- 7	0- 1	0- 3	AWAY	0- 2	2- 0	2- 1				
2- 2	0- 2	1- 0	NEUTRAL	1- 0	0- 0	0- 0				
8- 3	0- 2	1- 0	NON-CONFERENCE	2- 1	0- 0	5- 0				
6- 1	0- 1	0- 0	HOME	2- 0	0- 0	4- 0				
1- 1	0- 0	0- 0	AWAY	0- 1	0- 0	1- 0				
1- 1	0- 1	1- 0	NEUTRAL	0- 0	0- 0	0- 0				
8- 12	0- 4	1- 5	CONFERENCE	1- 2	3- 0	3- 1				
4- 5	0- 2	1- 2	HOME	0- 1	1- 0	2- 0				
3- 6	0- 1	0- 3	AWAY	0- 1	2- 0	1- 1				
1- 1	0- 1	0- 0	NEUTRAL	1- 0	0- 0	0- 0				

RPI 1-25				RPI 26-50				RPI 51-100 Team's RPI: 79				RPI 101+			
RPI	S	Opponent	Score	RPI	S	Opponent	Score	RPI	S	Opponent	Score	RPI	S	Opponent	Score
1	H	Notre Dame	63 71	28	A	Ohio St.	62 76	59	A	Georgia	60 69	106	A	Illinois	67 65
4	N	Baylor	65 84	34	A	Northwestern	70 77	67	A	Michigan	65 74	106	H	Illinois	63 56
6	A	Maryland	56 85	34	H	Northwestern	57 61	67	H	Michigan	59 72	133	A	Purdue	61 56
6	H	Maryland	69 75	35	N	Syracuse	89 76	67	N	Michigan	69 49	162	H	Wisconsin	77 71
6	N	Maryland	60 70	36	H	Nebraska	67 71	86	H	Georgia Tech	79 73	166	A	Indiana	51 70
9	H	Iowa	50 52	43	H	Rutgers	60 50	94	H	Eastern Mich.	69 61	166	H	Indiana	72 57
				44	A	Minnesota	79 86					215	H	IUPUI	64 45
												227	A	Penn St.	74 67
												236	H	Oakland	79 64
												278	H	Miami (OH)	85 39
												297	A	Loyola Chicago	90 38
												316	H	Alcorn	77 41
LAST 12 Division I GAMES:															
		6 N Maryland	60 70			227 A Penn St.	74 67								
		67 N Michigan	69 49			44 A Minnesota	79 86								
		133 A Purdue	61 56			67 H Michigan	59 72								
		106 A Illinois	67 65			28 A Ohio St.	62 76								
		43 H Rutgers	60 50			166 H Indiana	72 57								
		6 H Maryland	69 75			162 H Wisconsin	77 71								

Non-Div I Games:

Michigan St.

■ Loss,
 ■ Non-Conf,
 ■ S Site,
 ■ H Home
 ■ A Away
 N Neutral

Average RPI Win:	207	WON-LOST	WINNING	LAST 10	STRENGTH OF	OPP. STRENGTH	TEAM	ADJ.	CONF.	ADJ CONF.
Average RPI Loss:	64	RECORD	PCT. RANK	GAMES	SCHEDULE	OF SCHEDULE	RPI	RPI	RPI	RPI
DIV. I ONLY	21- 9	60	7- 3	132	110	66	66	17	17	
DIV. I NON-CONF.	6- 4	132	0- 0	89	13	76	76	18	18	
TOTALS	RPI 1-25	RPI 26-50	W-L RECORDS	RPI 51-100	RPI 101-150	RPI 150+				
21- 9	0- 2	0- 3	OVERALL	1- 3	5- 0	15- 1				
11- 3	0- 0	0- 1	HOME	1- 1	1- 0	9- 1				
9- 5	0- 2	0- 2	AWAY	0- 1	3- 0	6- 0				
1- 1	0- 0	0- 0	NEUTRAL	0- 1	1- 0	0- 0				
6- 4	0- 2	0- 2	NON-CONFERENCE	1- 0	1- 0	4- 0				
4- 1	0- 0	0- 1	HOME	1- 0	0- 0	3- 0				
2- 3	0- 2	0- 1	AWAY	0- 0	1- 0	1- 0				
0- 0	0- 0	0- 0	NEUTRAL	0- 0	0- 0	0- 0				
15- 5	0- 0	0- 1	CONFERENCE	0- 3	4- 0	11- 1				
7- 2	0- 0	0- 0	HOME	0- 1	1- 0	6- 1				
7- 2	0- 0	0- 1	AWAY	0- 1	2- 0	5- 0				
1- 1	0- 0	0- 0	NEUTRAL	0- 1	1- 0	0- 0				

RPI 1-25				RPI 26-50				RPI 51-100				Team's RPI: 66	RPI 101+			
RPI	S	Opponent	Score	RPI	S	Opponent	Score	RPI	S	Opponent	Score		RPI	S	Opponent	Score
8	A	Kentucky	62 78	27	A	Western Ky.	60 63	65	H	Miami (FL)	53 48		103	A	Ole Miss	71 65
17	A	Arizona St.	67 81	42	H	Arkansas	51 58	80	A	Southern Miss.	65 70		121	A	Old Dominion	65 48
				47	A	South Dakota St.	61 65	80	H	Southern Miss.	75 77		122	A	Louisiana Tech	68 44
								80	N	Southern Miss.	53 65		122	H	Louisiana Tech	82 59
													122	N	Louisiana Tech	77 58
													155	A	Charlotte	84 54
													183	H	UTSA	73 53
													190	A	Marshall	74 48
													191	H	Xavier	90 68
													193	A	UAB	76 68
													193	H	UAB	57 62
													203	H	Clemson	69 28
													223	A	Fla. Atlantic	101 69
													223	H	Fla. Atlantic	73 60
													245	H	UTEP	74 53
													270	H	Rice	79 61
													274	H	UCF	79 57
													331	H	North Texas	85 59
													334	A	Tennessee Tech	98 76
													335	A	FIU	75 60
													335	H	FIU	79 30
LAST 12 Division I GAMES:																
				80	N	Southern Miss.	53 65	190	A	Marshall	74 48					
				122	N	Louisiana Tech	77 58	331	H	North Texas	85 59					
				223	H	Fla. Atlantic	73 60	270	H	Rice	79 61					
				335	H	FIU	79 30	122	A	Louisiana Tech	68 44					
				193	H	UAB	57 62	80	A	Southern Miss.	65 70					
				27	A	Western Ky.	60 63	245	H	UTEP	74 53					

Non-Div I Games:

Middle Tenn.

■ Loss,
■ Non-Conf,
■ S Site,
■ H Home
■ A Away
N Neutral

Average RPI Win: 260	WON-LOST	WINNING	LAST 10	STRENGTH OF	OPP. STRENGTH	TEAM	ADJ.	CONF.	ADJ CONF.
Average RPI Loss: 164	RECORD	PCT. RANK	GAMES	SCHEDULE	OF SCHEDULE	RPI	RPI	RPI	RPI
DIV. I ONLY	10- 20	262	3- 7	287	225	281	281	12	12
DIV. I NON-CONF.	4- 8	234	0- 0	345	338	332	332	15	15
TOTALS	RPI 1-25	RPI 26-50	W-L RECORDS	RPI 51-100	RPI 101-150	RPI 150+			
10- 20	0- 3	0- 0	OVERALL	0- 4	1- 2	9- 11			
7- 7	0- 1	0- 0	HOME	0- 2	1- 0	6- 4			
3- 13	0- 2	0- 0	AWAY	0- 2	0- 2	3- 7			
0- 0	0- 0	0- 0	NEUTRAL	0- 0	0- 0	0- 0			
4- 8	0- 0	0- 0	NON-CONFERENCE	0- 0	0- 1	4- 7			
2- 3	0- 0	0- 0	HOME	0- 0	0- 0	2- 3			
2- 5	0- 0	0- 0	AWAY	0- 0	0- 1	2- 4			
0- 0	0- 0	0- 0	NEUTRAL	0- 0	0- 0	0- 0			
6- 12	0- 3	0- 0	CONFERENCE	0- 4	1- 1	5- 4			
5- 4	0- 1	0- 0	HOME	0- 2	1- 0	4- 1			
1- 8	0- 2	0- 0	AWAY	0- 2	0- 1	1- 3			
0- 0	0- 0	0- 0	NEUTRAL	0- 0	0- 0	0- 0			

RPI	S	Opponent	Score	RPI	S	Opponent	Score	RPI	S	Opponent	Score	RPI	S	Opponent	Score	Team's RPI: 281
23	A	Green Bay	37 63					78	A	Youngstown St.	64 87	104	A	Missouri	55 68	
23	A	Green Bay	62 74					78	H	Youngstown St.	73 79	108	A	Cleveland St.	58 67	
23	H	Green Bay	62 79					83	A	Wright St.	73 91	108	H	Cleveland St.	76 69	
								83	H	Wright St.	58 80	166	H	Indiana	56 82	
												182	A	North Dakota	76 83	
												209	A	Ill.-Chicago	70 72	
												209	H	Ill.-Chicago	64 63	
												222	A	Detroit	84 68	
												222	H	Detroit	56 60	
												233	A	Western Ill.	59 79	
												236	A	Oakland	56 89	
												236	H	Oakland	66 60	
												248	A	Marquette	80 85	
												268	A	North Dakota St.	77 73	
												282	A	Valparaiso	56 69	
												282	H	Valparaiso	77 64	
												282	H	Valparaiso	90 79	
												293	H	Bowling Green	50 60	
												296	H	Omaha	61 64	
												303	H	Eastern Ill.	72 63	
												314	A	IPFW	72 78	
												342	A	UMKC	72 60	
												343	H	Chicago St.	69 47	
LAST 12 Division I GAMES:																
23	A	Green Bay	62 74	78	H	Youngstown St.	73 79	23	H	Green Bay	62 79	282	A	Valparaiso	56 69	
282	H	Valparaiso	77 64	236	H	Oakland	66 60	78	A	Youngstown St.	64 87	108	A	Cleveland St.	58 67	
83	A	Wright St.	73 91	78	A	Youngstown St.	64 87	108	A	Cleveland St.	58 67					
222	H	Detroit	56 60													
108	H	Cleveland St.	76 69													
209	A	Ill.-Chicago	70 72													

Non-Div I Games:

Milwaukee

Minnesota

Through Games Of March 13, 2015

through games of March 18, 1918

Average RPI Win:	143	WON-LOST	WINNING	LAST 10	STRENGTH OF	OPP. STRENGTH	TEAM	ADJ.	CONF.	ADJ CONF.
Average RPI Loss:	51	RECORD	PCT. RANK	GAMES	SCHEDULE	OF SCHEDULE	RPI	RPI	RPI	RPI
DIV. I ONLY	23- 9	49	6- 4	95	18	44	44	4	4	
DIV. I NON-CONF.	11- 1	11	0- 0	181	98	36	36	2	2	
TOTALS	RPI 1-25	RPI 26-50	W-L RECORDS	RPI 51-100	RPI 101-150	RPI 150+				
23- 9	1- 2	2- 4	OVERALL	5- 1	4- 2	11- 0				
13- 2	1- 1	1- 0	HOME	3- 0	2- 1	6- 0				
7- 5	0- 1	1- 3	AWAY	1- 0	1- 1	4- 0				
3- 2	0- 0	0- 1	NEUTRAL	1- 1	1- 0	1- 0				
11- 1	0- 0	0- 0	NON-CONFERENCE	3- 1	2- 0	6- 0				
6- 0	0- 0	0- 0	HOME	1- 0	2- 0	3- 0				
3- 0	0- 0	0- 0	AWAY	1- 0	0- 0	2- 0				
2- 1	0- 0	0- 0	NEUTRAL	1- 1	0- 0	1- 0				
12- 8	1- 2	2- 4	CONFERENCE	2- 0	2- 2	5- 0				
7- 2	1- 1	1- 0	HOME	2- 0	0- 1	3- 0				
4- 5	0- 1	1- 3	AWAY	0- 0	1- 1	2- 0				
1- 1	0- 0	0- 1	NEUTRAL	0- 0	1- 0	0- 0				

RPI	S	Opponent	Score	RPI	S	Opponent	Score	Team's RPI: 44	RPI	S	Opponent	Score	RPI	S	Opponent	Score
6	H	Maryland	73 77	28	A	Ohio St.	76 72		62	N	Vanderbilt	54 71	106	A	Illinois	69 95
9	A	Iowa	76 92	28	N	Ohio St.	71 83		63	H	Liberty	74 60	108	H	Cleveland St.	93 76
9	H	Iowa	93 80	34	A	Northwestern	49 70		67	H	Michigan	91 88	133	A	Purdue	81 68
				36	A	Nebraska	50 74		79	H	Michigan St.	86 79	133	H	Purdue	88 90
				36	H	Nebraska	72 69		82	A	North Carolina St.	60 55	133	N	Purdue	82 78
				43	A	Rutgers	61 66		86	N	Georgia Tech	72 69	146	H	Butler	88 86
LAST 12 Division I GAMES:																
				28	N	Ohio St.	71 83		227	A	Penn St.	85 77	162	A	Wisconsin	72 60
				133	N	Purdue	82 78		162	H	Wisconsin	93 82	162	H	Wisconsin	93 82
				9	A	Iowa	76 92		79	H	Michigan St.	86 79	166	H	Indiana	65 61
				36	A	Nebraska	50 74		106	A	Illinois	69 95	172	H	Central Mich.	67 64
				67	H	Michigan	91 88		34	A	Northwestern	49 70	182	A	North Dakota	68 55
				9	H	Iowa	93 80		227	H	Penn St.	75 64	189	A	Memphis	68 62
													224	H	Southern U.	107 62
													227	A	Penn St.	85 77
													227	H	Penn St.	75 64
													285	N	Col. of Charleston	74 50
													332	H	Southeastern La.	109 60

Non-Div I Games:

Minnesota

■ Loss,
■ Non-Conf, S Site,
■ Home
■ Away
N Neutral

Average RPI Win:	162	WON-LOST	WINNING	LAST 10	STRENGTH OF	OPP. STRENGTH	TEAM	ADJ.	CONF.	ADJ CONF.
Average RPI Loss:	24	RECORD	PCT. RANK	GAMES	SCHEDULE	OF SCHEDULE	RPI	RPI	RPI	RPI
DIV. I ONLY	26- 6	22	6- 4	87	59	29	29	2	2	
DIV. I NON-CONF.	15- 0	1	0- 0	254	239	37	37	4	4	
TOTALS	RPI 1-25	RPI 26-50	W-L RECORDS	RPI 51-100	RPI 101-150	RPI 150+				
26- 6	0- 4	4- 0	OVERALL	4- 2	6- 0	12- 0				
17- 1	0- 0	4- 0	HOME	3- 1	2- 0	8- 0				
7- 4	0- 3	0- 0	AWAY	1- 1	4- 0	2- 0				
2- 1	0- 1	0- 0	NEUTRAL	0- 0	0- 0	2- 0				
15- 0	0- 0	2- 0	NON-CONFERENCE	2- 0	2- 0	9- 0				
10- 0	0- 0	2- 0	HOME	1- 0	1- 0	6- 0				
3- 0	0- 0	0- 0	AWAY	1- 0	1- 0	1- 0				
2- 0	0- 0	0- 0	NEUTRAL	0- 0	0- 0	2- 0				
11- 6	0- 4	2- 0	CONFERENCE	2- 2	4- 0	3- 0				
7- 1	0- 0	2- 0	HOME	2- 1	1- 0	2- 0				
4- 4	0- 3	0- 0	AWAY	0- 1	3- 0	1- 0				
0- 1	0- 1	0- 0	NEUTRAL	0- 0	0- 0	0- 0				

RPI 1-25				RPI 26-50				Team's RPI: 29	RPI 51-100				RPI 101+			
RPI	S	Opponent	Score	RPI	S	Opponent	Score		RPI	S	Opponent	Score	RPI	S	Opponent	Score
2	A	Tennessee	67 79	27	H	Western Ky.	88 77		58	H	LSU	69 71	103	A	Ole Miss	64 62
3	A	South Carolina	50 69	32	H	Texas A&M	63 61		59	H	Georgia	64 56	103	H	Ole Miss	55 47
8	A	Kentucky	90 92	42	H	Arkansas	72 57		62	A	Vanderbilt	62 78	104	A	Missouri	53 47
8	N	Kentucky	67 76	45	H	Arkansas St.	93 83		62	H	Vanderbilt	69 44	122	H	Louisiana Tech	81 77
									75	H	West Virginia	74 61	147	A	La.-Lafayette	66 51
									80	A	Southern Miss.	73 46	150	A	Auburn	59 48
													160	H	Florida	75 62
													194	H	Mercer	97 66
													202	A	Alabama	57 55
													202	H	Alabama	66 50
													209	N	Ill.-Chicago	73 36
													221	H	La.-Monroe	80 46
													268	H	North Dakota St.	109 58
													278	N	Miami (OH)	68 42
													305	A	New Orleans	85 45
													332	H	Southeastern La.	97 36
													336	H	Ark.-Pine Bluff	83 26
													349	H	Mississippi Val.	104 41
LAST 12 Division I GAMES:																
		8	N	Kentucky	67	76			32	H	Texas A&M	63	61			
		103	H	Ole Miss	55	47			2	A	Tennessee	67	79			
		3	A	South Carolina	50	69			62	H	Vanderbilt	69	44			
		202	A	Alabama	57	55			150	A	Auburn	59	48			
		160	H	Florida	75	62			103	A	Ole Miss	64	62			
		8	A	Kentucky	90	92			202	H	Alabama	66	50			

Non-Div I Games:

Mississippi St.

Average RPI Win:	295	WON-LOST	WINNING	LAST 10	STRENGTH OF	OPP. STRENGTH	TEAM	ADJ.	CONF.	ADJ CONF.
Average RPI Loss:	229	RECORD	PCT. RANK	GAMES	SCHEDULE	OF SCHEDULE	RPI	RPI	RPI	RPI
DIV. I ONLY	2- 26	345	1- 9	320	344	349	349	32	32	
DIV. I NON-CONF.	0- 9	339	0- 0	152	72	325	325	31	31	
TOTALS	RPI 1-25	RPI 26-50	W-L RECORDS	RPI 51-100	RPI 101-150	RPI 150+				
2- 26	0- 0	0- 1	OVERALL	0- 3	0- 1	2- 21				
2- 7	0- 0	0- 0	HOME	0- 0	0- 0	2- 7				
0- 17	0- 0	0- 1	AWAY	0- 3	0- 1	0- 12				
0- 2	0- 0	0- 0	NEUTRAL	0- 0	0- 0	0- 2				
0- 9	0- 0	0- 1	NON-CONFERENCE	0- 3	0- 1	0- 4				
0- 0	0- 0	0- 0	HOME	0- 0	0- 0	0- 0				
0- 8	0- 0	0- 1	AWAY	0- 3	0- 1	0- 3				
0- 1	0- 0	0- 0	NEUTRAL	0- 0	0- 0	0- 1				
2- 17	0- 0	0- 0	CONFERENCE	0- 0	0- 0	2- 17				
2- 7	0- 0	0- 0	HOME	0- 0	0- 0	2- 7				
0- 9	0- 0	0- 0	AWAY	0- 0	0- 0	0- 9				
0- 1	0- 0	0- 0	NEUTRAL	0- 0	0- 0	0- 1				

RPI S	Opponent	Score	RPI S	Opponent	Score	RPI S	Opponent	Score	RPI S	Opponent	Score	Team's RPI: 349
29	A Mississippi St.	41 104	52	A Tulane	47 87	103	A Ole Miss	38 91				
			62	A Vanderbilt	37 63	187	A Texas Southern	46 70				
			80	A Southern Miss.	51 69	187	H Texas Southern	52 63				
						189	A Memphis	39 62				
						202	A Alabama	40 71				
						224	A Southern U.	51 70				
						224	H Southern U.	50 59				
						224	N Southern U.	57 62				
						235	N George Mason	62 71				
						247	A Prairie View	50 69				
						247	H Prairie View	61 78				
						266	A Alabama St.	57 61				
						266	H Alabama St.	45 62				
						276	A Jackson St.	54 58				
						276	H Jackson St.	74 71				
						313	A Grambling	31 62				
						313	H Grambling	61 58				
						316	A Alcorn	47 52				
						316	H Alcorn	40 50				
						336	A Ark.-Pine Bluff	47 65				
						336	H Ark.-Pine Bluff	51 63				
						342	A UMKC	46 62				
						346	A Alabama A&M	51 71				
						346	H Alabama A&M	58 63				
LAST 12 Division I GAMES:												
224	N	Southern U.	57	62	224	H	Southern U.	50	59			
336	H	Ark.-Pine Bluff	51	63	316	H	Alcorn	40	50			
313	H	Grambling	61	58	266	A	Alabama St.	57	61			
276	A	Jackson St.	54	58	346	A	Alabama A&M	51	71			
187	A	Texas Southern	46	70	313	A	Grambling	31	62			
247	A	Prairie View	50	69	276	H	Jackson St.	74	71			

Non-Div I Games: Talladega 59 38 Philander Smith 71 65

Mississippi Val.

Average RPI Win:	170	WON-LOST	WINNING	LAST 10	STRENGTH OF	OPP. STRENGTH	TEAM	ADJ.	CONF.	ADJ CONF.
Average RPI Loss:	74	RECORD	PCT. RANK	GAMES	SCHEDULE	OF SCHEDULE	RPI	RPI	RPI	RPI
DIV. I ONLY	17- 13	122	6- 4	70	60	104	104	2	2	
DIV. I NON-CONF.	10- 3	52	0- 0	274	246	132	132	4	4	
TOTALS	RPI 1-25	RPI 26-50	W-L RECORDS	RPI 51-100	RPI 101-150	RPI 150+				
17- 13	0- 4	2- 3	OVERALL	1- 3	4- 1	10- 2				
12- 5	0- 2	1- 2	HOME	0- 0	4- 1	7- 0				
4- 6	0- 1	1- 1	AWAY	1- 2	0- 0	2- 2				
1- 2	0- 1	0- 0	NEUTRAL	0- 1	0- 0	1- 0				
10- 3	0- 1	0- 0	NON-CONFERENCE	0- 0	2- 1	8- 1				
8- 1	0- 0	0- 0	HOME	0- 0	2- 1	6- 0				
1- 1	0- 0	0- 0	AWAY	0- 0	0- 0	1- 1				
1- 1	0- 1	0- 0	NEUTRAL	0- 0	0- 0	1- 0				
7- 10	0- 3	2- 3	CONFERENCE	1- 3	2- 0	2- 1				
4- 4	0- 2	1- 2	HOME	0- 0	2- 0	1- 0				
3- 5	0- 1	1- 1	AWAY	1- 2	0- 0	1- 1				
0- 1	0- 0	0- 0	NEUTRAL	0- 1	0- 0	0- 0				

RPI	S	Opponent	Score	RPI	S	Opponent	Score	RPI	S	Opponent	Score	RPI	S	Opponent	Score	Team's RPI: 104
2	A	Tennessee	53 63	29	H	Mississippi St.	47 53	58	A	LSU	65 74	102	H	Colorado	53 50	
3	H	South Carolina	49 60	32	A	Texas A&M	70 69	59	A	Georgia	48 69	103	H	Ole Miss	72 58	
8	H	Kentucky	69 83	32	H	Texas A&M	48 55	59	N	Georgia	64 75	114	H	Missouri St.	52 57	
24	N	California	70 82	42	A	Arkansas	55 73	62	A	Vanderbilt	54 51	132	H	UT Martin	74 65	
				42	H	Arkansas	57 41					150	H	Auburn	59 49	
												152	H	Saint Louis	74 55	
												160	A	Florida	68 52	
												160	H	Florida	66 47	
												186	A	Wake Forest	79 64	
												202	A	Alabama	64 67	
												233	H	Western Ill.	89 52	
												234	N	UNLV	79 60	
												251	H	Northern Ill.	47 44	
												281	H	Milwaukee	68 55	
												297	H	Loyola Chicago	56 45	
												317	H	Southeast Mo. St.	88 42	
												325	A	Bradley	64 76	
LAST 12 Division I GAMES:																
		59	N	Georgia	64	75				150	H	Auburn	59	49		
		42	H	Arkansas	57	41				32	H	Texas A&M	48	55		
		32	A	Texas A&M	70	69				58	A	LSU	65	74		
		62	A	Vanderbilt	54	51				160	A	Florida	68	52		
		103	H	Ole Miss	72	58				8	H	Kentucky	69	83		
		202	A	Alabama	64	67				42	A	Arkansas	55	73		

Non-Div I Games:

Missouri

■ Loss,
■ Non-Conf, S Site,
■ Home
■ Away
N Neutral

Average RPI Win:	217	WON-LOST	WINNING	LAST 10	STRENGTH OF	OPP. STRENGTH	TEAM	ADJ.	CONF.	ADJ CONF.
Average RPI Loss:	94	RECORD	PCT. RANK	GAMES	SCHEDULE	OF SCHEDULE	RPI	RPI	RPI	RPI
DIV. I ONLY	17- 13	122	9- 1	131	139	114	114	19	19	
DIV. I NON-CONF.	3- 8	263	0- 0	55	22	186	186	16	16	
TOTALS	RPI 1-25	RPI 26-50	W-L RECORDS	RPI 51-100	RPI 101-150	RPI 150+				
17- 13	0- 0	0- 6	OVERALL	1- 2	2- 2	14- 3				
9- 4	0- 0	0- 3	HOME	1- 0	1- 0	7- 1				
7- 8	0- 0	0- 3	AWAY	0- 1	1- 2	6- 2				
1- 1	0- 0	0- 0	NEUTRAL	0- 1	0- 0	1- 0				
3- 8	0- 0	0- 4	NON-CONFERENCE	0- 1	1- 1	2- 2				
2- 2	0- 0	0- 2	HOME	0- 0	0- 0	2- 0				
1- 5	0- 0	0- 2	AWAY	0- 0	1- 1	0- 2				
0- 1	0- 0	0- 0	NEUTRAL	0- 1	0- 0	0- 0				
14- 5	0- 0	0- 2	CONFERENCE	1- 1	1- 1	12- 1				
7- 2	0- 0	0- 1	HOME	1- 0	1- 0	5- 1				
6- 3	0- 0	0- 1	AWAY	0- 1	0- 1	6- 0				
1- 0	0- 0	0- 0	NEUTRAL	0- 0	0- 0	1- 0				

RPI S	Opponent	Score	RPI S	Opponent	Score	RPI S	Opponent	Score	RPI S	Opponent	Score	Team's RPI: 114
			31 A UALR	48 61		71 N TCU	68 82		102 A Colorado	59 87		
			40 A Wichita St.	50 69		90 A Drake	89 94		104 A Missouri	57 52		
			40 H Wichita St.	59 71		90 H Drake	86 57		123 A UNI	56 64		
			42 H Arkansas	50 59					123 H UNI	72 70		
			45 H Arkansas St.	62 78					154 A Oral Roberts	57 70		
			46 A Oklahoma St.	36 77					158 A Southern Ill.	73 57		
									158 H Southern Ill.	61 57		
									173 H SIUE	75 69		
									174 A Indiana St.	65 56		
									174 H Indiana St.	74 66		
									174 N Indiana St.	75 57		
									189 A Memphis	63 79		
									215 H IUPUI	68 58		
									243 A Evansville	86 71		
									243 H Evansville	56 65		
									297 A Loyola Chicago	87 57		
									297 H Loyola Chicago	83 64		
									325 A Bradley	78 64		
									325 H Bradley	69 61		
									326 A Illinois St.	90 78		
									326 H Illinois St.	58 35		
LAST 12 Division I GAMES:												
			174 N Indiana St.	75 57		158 A Southern Ill.	73 57					
			243 A Evansville	86 71		297 H Loyola Chicago	83 64					
			174 A Indiana St.	65 56		325 H Bradley	69 61					
			90 H Drake	86 57		40 A Wichita St.	50 69					
			123 H UNI	72 70		123 A UNI	56 64					
			326 A Illinois St.	90 78		90 A Drake	89 94					

Non-Div I Games:

Missouri St.

Average RPI Win: 281		WON-LOST	WINNING	LAST 10	STRENGTH OF	OPP. STRENGTH	TEAM	ADJ.	CONF.	ADJ CONF.
Average RPI Loss: 156		RECORD	PCT. RANK	GAMES	SCHEDULE	OF SCHEDULE	RPI	RPI	RPI	RPI
DIV. I ONLY		13- 18	229	5- 5	256	267	242	242	24	24
DIV. I NON-CONF.		4- 5	188	0- 0	229	330	217	217	24	24
TOTALS		RPI 1-25	RPI 26-50	W-L RECORDS	RPI 51-100	RPI 101-150	RPI 150+			
13- 18	0- 4		0- 0	OVERALL	0- 0	0- 4	13- 10			
6- 8	0- 2		0- 0	HOME	0- 0	0- 2	6- 4			
6- 9	0- 1		0- 0	AWAY	0- 0	0- 2	6- 6			
1- 1	0- 1		0- 0	NEUTRAL	0- 0	0- 0	1- 0			
4- 5	0- 1		0- 0	NON-CONFERENCE	0- 0	0- 2	4- 2			
2- 2	0- 1		0- 0	HOME	0- 0	0- 1	2- 0			
2- 3	0- 0		0- 0	AWAY	0- 0	0- 1	2- 2			
0- 0	0- 0		0- 0	NEUTRAL	0- 0	0- 0	0- 0			
9- 13	0- 3		0- 0	CONFERENCE	0- 0	0- 2	9- 8			
4- 6	0- 1		0- 0	HOME	0- 0	0- 1	4- 4			
4- 6	0- 1		0- 0	AWAY	0- 0	0- 1	4- 4			
1- 1	0- 1		0- 0	NEUTRAL	0- 0	0- 0	1- 0			

[illegible]

Non-Div I Games:

Monmouth

Loss, Non-Conf, S Site, H Home A Away N Neutral

RPI S Opponent Score

RPI S Opponent Score
327 H Saint Peter's 64 56

M
o
n
m
o
u
t
h

M
o
n
m
o
u
t
h

Monmouth

Average RPI Win: 222	WON-LOST	WINNING	LAST 10	STRENGTH OF	OPP. STRENGTH	TEAM	ADJ.	CONF.	ADJ CONF.
Average RPI Loss: 134	RECORD	PCT. RANK	GAMES	SCHEDULE	OF SCHEDULE	RPI	RPI	RPI	RPI
DIV. I ONLY	21- 8	47	8- 2	211	234	91	91	21	21
DIV. I NON-CONF.	5- 4	139	0- 0	251	187	181	181	21	21
TOTALS	RPI 1-25	RPI 26-50	W-L RECORDS	RPI 51-100	RPI 101-150	RPI 150+			
21- 8	0- 1	0- 0	OVERALL	0- 1	4- 2	17- 4			
12- 2	0- 0	0- 0	HOME	0- 0	3- 1	9- 1			
8- 4	0- 0	0- 0	AWAY	0- 1	1- 1	7- 2			
1- 2	0- 1	0- 0	NEUTRAL	0- 0	0- 0	1- 1			
5- 4	0- 1	0- 0	NON-CONFERENCE	0- 1	0- 0	5- 2			
2- 1	0- 0	0- 0	HOME	0- 0	0- 0	2- 1			
2- 1	0- 0	0- 0	AWAY	0- 1	0- 0	2- 0			
1- 2	0- 1	0- 0	NEUTRAL	0- 0	0- 0	1- 1			
16- 4	0- 0	0- 0	CONFERENCE	0- 0	4- 2	12- 2			
10- 1	0- 0	0- 0	HOME	0- 0	3- 1	7- 0			
6- 3	0- 0	0- 0	AWAY	0- 0	1- 1	5- 2			
0- 0	0- 0	0- 0	NEUTRAL	0- 0	0- 0	0- 0			

RPI 1-25				RPI 26-50				RPI 51-100				Team's RPI: 91		RPI 101+			
RPI	S	Opponent	Score	RPI	S	Opponent	Score	RPI	S	Opponent	Score		RPI	S	Opponent	Score	
12	N	Princeton	55 80					61	A	Pacific	50 62		119	A	Northern Colo.	64 58	
													119	H	Northern Colo.	51 52	
													129	A	Eastern Wash.	64 65	
													129	H	Eastern Wash.	55 51	
													129	H	Eastern Wash.	69 59	
													135	H	Sacramento St.	94 86	
													155	N	Charlotte	67 58	
													169	A	Montana St.	57 65	
													169	H	Montana St.	62 48	
													182	A	North Dakota	52 59	
													182	H	North Dakota	66 51	
													186	N	Wake Forest	60 73	
													196	A	Idaho	87 74	
													196	H	Idaho	81 68	
													213	H	Wyoming	54 60	
													241	A	Idaho St.	69 51	
													241	H	Idaho St.	77 65	
													241	H	Idaho St.	69 67	
													254	A	Southern Utah	59 37	
													259	H	Austin Peay	83 62	
													260	A	Weber St.	64 60	
													260	H	Weber St.	53 43	
													267	A	Northern Ariz.	69 42	
													292	A	Portland	69 55	
													298	A	Seattle	70 64	
													312	H	Portland St.	72 31	
LAST 12 Division I GAMES:																	
129	H	Eastern Wash.	55 51	241	A	Idaho St.	69 51	119	H	Northern Colo.	51 52	182	H	North Dakota	66 51		
241	H	Idaho St.	69 67	196	A	Idaho	87 74	129	A	Eastern Wash.	64 65	135	H	Sacramento St.	94 86		
169	A	Montana St.	57 65														
129	H	Eastern Wash.	69 59														
196	H	Idaho	81 68														
260	A	Weber St.	64 60														

Non-Div I Games: Montana Western 55 44 Carroll (MT) 64 34

Montana

Loss, Non-Conf, S Site, H Home A Away N Neutral

M
o
n
t
a
n
a

RPI S Opponent Score

Through Games Of March 13, 2015

RPI	S	Opponent	Score
328	H	Utah Valley	68 44

M
o
n
t
a
n
a

Montana

Average RPI Win:	208	WON-LOST	WINNING	LAST 10	STRENGTH OF	OPP. STRENGTH	TEAM	ADJ.	CONF.	ADJ CONF.
Average RPI Loss:	142	RECORD	PCT. RANK	GAMES	SCHEDULE	OF SCHEDULE	RPI	RPI	RPI	RPI
DIV. I ONLY	13- 15	204	6- 4	117	239	169	169	21	21	
DIV. I NON-CONF.	4- 5	188	0- 0	58	189	110	110	21	21	
TOTALS	RPI 1-25	RPI 26-50	W-L RECORDS	RPI 51-100	RPI 101-150	RPI 150+				
13- 15	0- 0	0- 1	OVERALL	1- 4	2- 5	10- 5				
9- 3	0- 0	0- 1	HOME	1- 0	2- 1	6- 1				
3- 11	0- 0	0- 0	AWAY	0- 4	0- 3	3- 4				
1- 1	0- 0	0- 0	NEUTRAL	0- 0	0- 1	1- 0				
4- 5	0- 0	0- 1	NON-CONFERENCE	0- 3	0- 1	4- 0				
2- 1	0- 0	0- 1	HOME	0- 0	0- 0	2- 0				
1- 4	0- 0	0- 0	AWAY	0- 3	0- 1	1- 0				
1- 0	0- 0	0- 0	NEUTRAL	0- 0	0- 0	1- 0				
9- 10	0- 0	0- 0	CONFERENCE	1- 1	2- 4	6- 5				
7- 2	0- 0	0- 0	HOME	1- 0	2- 1	4- 1				
2- 7	0- 0	0- 0	AWAY	0- 1	0- 2	2- 4				
0- 1	0- 0	0- 0	NEUTRAL	0- 0	0- 1	0- 0				

RPI 1-25				RPI 26-50				RPI 51-100				RPI 101+				Team's RPI: 169
RPI	S	Opponent	Score	RPI	S	Opponent	Score	RPI	S	Opponent	Score	RPI	S	Opponent	Score	
				39	H	Gonzaga	60 89	56	A	San Diego	64 79	112	A	Boise St.	60 75	
								69	A	Washington St.	61 82	119	A	Northern Colo.	61 80	
								81	A	CSUN	66 78	119	H	Northern Colo.	63 84	
								91	A	Montana	48 62	129	A	Eastern Wash.	58 72	
								91	H	Montana	65 57	129	H	Eastern Wash.	63 53	
												135	H	Sacramento St.	91 64	
												135	N	Sacramento St.	62 78	
												182	A	North Dakota	74 82	
												182	H	North Dakota	80 62	
												196	A	Idaho	76 65	
												196	H	Idaho	71 62	
												211	A	Cal St. Fullerton	63 47	
												213	H	Wyoming	79 52	
												215	N	IUPUI	80 74	
												241	A	Idaho St.	74 87	
												241	H	Idaho St.	62 65	
												254	A	Southern Utah	69 74	
												260	A	Weber St.	60 49	
												260	H	Weber St.	62 54	
												267	A	Northern Ariz.	64 79	
												298	H	Seattle	74 61	
												312	H	Portland St.	63 46	
LAST 12 Division I GAMES:																
				135	N	Sacramento St.	62 78	182	H	North Dakota	80 62					
				91	H	Montana	65 57	119	H	Northern Colo.	63 84					
				196	H	Idaho	71 62	129	A	Eastern Wash.	58 72					
				129	H	Eastern Wash.	63 53	196	A	Idaho	76 65					
				241	A	Idaho St.	74 87	312	H	Portland St.	63 46					
				260	A	Weber St.	60 49	135	H	Sacramento St.	91 64					

Non-Div I Games: Mont. St. Billings 76 57 Great Falls 87 71

Montana St.

Average RPI Win:	279	WON-LOST	WINNING	LAST 10	STRENGTH OF	OPP. STRENGTH	TEAM	ADJ.	CONF.	ADJ CONF.
Average RPI Loss:	156	RECORD	PCT. RANK	GAMES	SCHEDULE	OF SCHEDULE	RPI	RPI	RPI	RPI
DIV. I ONLY	11- 18	246	4- 6	208	284	246	246	26	26	
DIV. I NON-CONF.	3- 9	281	0- 0	92	211	218	218	26	26	
TOTALS	RPI 1-25	RPI 26-50	W-L RECORDS	RPI 51-100	RPI 101-150	RPI 150+				
11- 18	0- 1	0- 0	OVERALL	0- 2	0- 3	11- 12				
6- 7	0- 0	0- 0	HOME	0- 0	0- 2	6- 5				
5- 10	0- 1	0- 0	AWAY	0- 2	0- 1	5- 5				
0- 1	0- 0	0- 0	NEUTRAL	0- 0	0- 0	0- 1				
3- 9	0- 1	0- 0	NON-CONFERENCE	0- 2	0- 2	3- 4				
1- 4	0- 0	0- 0	HOME	0- 0	0- 2	1- 2				
2- 5	0- 1	0- 0	AWAY	0- 2	0- 0	2- 2				
0- 0	0- 0	0- 0	NEUTRAL	0- 0	0- 0	0- 0				
8- 9	0- 0	0- 0	CONFERENCE	0- 0	0- 1	8- 8				
5- 3	0- 0	0- 0	HOME	0- 0	0- 0	5- 3				
3- 5	0- 0	0- 0	AWAY	0- 0	0- 1	3- 4				
0- 1	0- 0	0- 0	NEUTRAL	0- 0	0- 0	0- 1				

RPI 1-25				RPI 26-50				RPI 51-100				RPI 101+ Team's RPI: 246			
RPI	S	Opponent	Score	RPI	S	Opponent	Score	RPI	S	Opponent	Score	RPI	S	Opponent	Score
8	A	Kentucky	62 91					53	A	Ohio	67 87	108	H	Cleveland St.	72 80
								89	A	Akron	61 89	109	H	East Tenn. St.	77 86
												132	A	UT Martin	70 99
												157	A	Tennessee St.	74 75
												157	H	Tennessee St.	74 81
												157	N	Tennessee St.	66 81
												158	H	Southern Ill.	66 75
												166	A	Indiana	57 98
												170	A	Belmont	56 57
												170	H	Belmont	66 55
												173	H	SIUE	61 62
												207	A	Jacksonville St.	64 72
												207	H	Jacksonville St.	78 83
												220	A	USC Upstate	69 75
												231	H	Georgia St.	74 72
												235	A	George Mason	79 70
												253	H	Lipscomb	59 61
												259	A	Austin Peay	82 72
												271	A	Norfolk St.	83 66
												289	A	Eastern Ky.	64 70
												289	H	Eastern Ky.	76 58
												303	H	Eastern Ill.	67 62
												317	A	Southeast Mo. St.	64 59
												329	H	Murray St.	64 63
												334	A	Tennessee Tech	64 54
												334	H	Tennessee Tech	90 82
LAST 12 Division I GAMES:															
				157	N	Tennessee St.	66 81			157	H	Tennessee St.	74 81		
				207	H	Jacksonville St.	78 83			170	H	Belmont	66 55		
				157	A	Tennessee St.	74 75			289	H	Eastern Ky.	76 58		
				334	H	Tennessee Tech	90 82			334	A	Tennessee Tech	64 54		
				289	A	Eastern Ky.	64 70			207	A	Jacksonville St.	64 72		
				170	A	Belmont	56 57			259	A	Austin Peay	82 72		

Non-Div I Games: Brescia 98 68

Morehead St.

■ Loss,
 ■ Non-Conf,
 ■ S Site,
 ■ Home
 ■ A Away
 N Neutral

Average RPI Win:	317	WON-LOST	WINNING	LAST 10	STRENGTH OF	OPP. STRENGTH	TEAM	ADJ.	CONF.	ADJ CONF.
Average RPI Loss:	189	RECORD	PCT. RANK	GAMES	SCHEDULE	OF SCHEDULE	RPI	RPI	RPI	RPI
DIV. I ONLY	9- 19	269	3- 7	314	325	291	291	31	31	
DIV. I NON-CONF.	1- 10	329	0- 1	163	182	296	296	29	29	
TOTALS	RPI 1-25	RPI 26-50	W-L RECORDS	RPI 51-100	RPI 101-150	RPI 150+				
9- 19	0- 1	0- 1	OVERALL	0- 2	0- 4	9- 11				
4- 6	0- 0	0- 0	HOME	0- 0	0- 2	4- 4				
5- 11	0- 1	0- 0	AWAY	0- 2	0- 2	5- 5				
0- 2	0- 0	0- 0	NEUTRAL	0- 0	0- 0	0- 2				
1- 10	0- 1	0- 1	NON-CONFERENCE	0- 2	0- 1	1- 5				
0- 2	0- 0	0- 0	HOME	0- 0	0- 0	0- 2				
1- 7	0- 1	0- 1	AWAY	0- 2	0- 1	1- 2				
0- 1	0- 0	0- 0	NEUTRAL	0- 0	0- 0	0- 1				
8- 9	0- 0	0- 0	CONFERENCE	0- 0	0- 3	8- 6				
4- 4	0- 0	0- 0	HOME	0- 0	0- 2	4- 2				
4- 4	0- 0	0- 0	AWAY	0- 0	0- 1	4- 3				
0- 1	0- 0	0- 0	NEUTRAL	0- 0	0- 0	0- 1				

RPI 1-25				RPI 26-50				RPI 51-100				RPI 101+ Team's RPI: 291			
RPI	S	Opponent	Score	RPI	S	Opponent	Score	RPI	S	Opponent	Score	RPI	S	Opponent	Score
20	A	Chattanooga	40 55	46	A	Oklahoma St.	43 73	59	A	Georgia	36 68	115	A	Hampton	43 63
								86	A	Georgia Tech	76 105	115	H	Hampton	44 78
												138	A	Texas Tech	57 65
												141	H	Savannah St.	58 72
												161	A	Bucknell	50 79
												176	A	N.C. A&T	59 67
												192	H	Stony Brook	48 50
												232	H	Brown	52 59
												257	A	UMBC	54 46
												261	H	Bethune-Cookman	48 55
												271	A	Norfolk St.	63 68
												271	H	Norfolk St.	56 64
												283	H	South Carolina St.	54 46
												294	A	NJIT	49 52
												306	A	UMES	65 50
												306	H	UMES	72 62
												334	N	Tennessee Tech	56 62
												337	A	Coppin St.	62 53
												337	H	Coppin St.	73 55
												337	N	Coppin St.	56 71
												338	H	Florida A&M	57 50
												339	A	N.C. Central	47 63
												341	A	Howard	77 64
												347	A	Delaware St.	64 56
LAST 12 Division I GAMES:															
				337	N	Coppin St.	56 71					271	H	Norfolk St.	56 64
				306	A	UMES	65 50					294	A	NJIT	49 52
				337	H	Coppin St.	73 55					283	H	South Carolina St.	54 46
				176	A	N.C. A&T	59 67					141	H	Savannah St.	58 72
				339	A	N.C. Central	47 63					337	A	Coppin St.	62 53
				115	H	Hampton	44 78					341	A	Howard	77 64

Non-Div I Games: Wesley 90 50 Washington Adventis 66 44

Morgan St.

Loss, Non-Conf, S Site, H Home A Away N Neutral

RPI	S	Opponent	Score
347	H	Delaware St.	73 64

M
t
.
S
t
.
M
a
r
y
'
s

M
t
.
S
t
.
M
a
r
y
'
s

Mt. St. Mary's

Average RPI Win:	273	WON-LOST	WINNING	LAST 10	STRENGTH OF	OPP. STRENGTH	TEAM	ADJ.	CONF.	ADJ CONF.
Average RPI Loss:	197	RECORD	PCT. RANK	GAMES	SCHEDULE	OF SCHEDULE	RPI	RPI	RPI	RPI
DIV. I ONLY	6- 21	306	3- 7	282	307	329	329	26	26	
DIV. I NON-CONF.	3- 8	263	0- 0	183	289	289	289	26	26	
TOTALS	RPI 1-25	RPI 26-50	W-L RECORDS	RPI 51-100	RPI 101-150	RPI 150+				
6- 21	0- 0	0- 0	OVERALL	0- 2	0- 4	6- 15				
5- 8	0- 0	0- 0	HOME	0- 1	0- 1	5- 6				
1- 12	0- 0	0- 0	AWAY	0- 1	0- 3	1- 8				
0- 1	0- 0	0- 0	NEUTRAL	0- 0	0- 0	0- 1				
3- 8	0- 0	0- 0	NON-CONFERENCE	0- 2	0- 2	3- 4				
3- 2	0- 0	0- 0	HOME	0- 1	0- 0	3- 1				
0- 5	0- 0	0- 0	AWAY	0- 1	0- 2	0- 2				
0- 1	0- 0	0- 0	NEUTRAL	0- 0	0- 0	0- 1				
3- 13	0- 0	0- 0	CONFERENCE	0- 0	0- 2	3- 11				
2- 6	0- 0	0- 0	HOME	0- 0	0- 1	2- 5				
1- 7	0- 0	0- 0	AWAY	0- 0	0- 1	1- 6				
0- 0	0- 0	0- 0	NEUTRAL	0- 0	0- 0	0- 0				

RPI S	Opponent	Score	RPI S	Opponent	Score	RPI S	Opponent	Score	RPI S	Opponent	Score	Team's RPI: 329
						53	H Ohio	60 111	106	A Illinois	44 64	
						83	A Wright St.	68 75	128	A Ball St.	59 85	
									132	A UT Martin	74 87	
									132	H UT Martin	85 95	
									157	H Tennessee St.	72 76	
									158	A Southern Ill.	63 78	
									163	A Kennesaw St.	60 65	
									170	H Belmont	68 79	
									173	A SIUE	52 78	
									173	H SIUE	69 78	
									201	H Jacksonville	80 62	
									207	A Jacksonville St.	73 78	
									243	H Evansville	83 93	
									246	A Morehead St.	63 64	
									253	H Lipscomb	74 71	
									259	A Austin Peay	98 84	
									259	H Austin Peay	72 67	
									276	N Jackson St.	81 90	
									289	H Eastern Ky.	59 64	
									303	A Eastern Ill.	59 75	
									303	H Eastern Ill.	67 81	
									317	A Southeast Mo. St.	66 88	
									317	H Southeast Mo. St.	86 81	
									334	A Tennessee Tech	69 74	
									346	H Alabama A&M	102 81	
LAST 12 Division I GAMES:												
			132	A UT Martin	74 87		317	H Southeast Mo. St.	86 81			
			259	H Austin Peay	72 67		132	H UT Martin	85 95			
			303	H Eastern Ill.	67 81		303	A Eastern Ill.	59 75			
			317	A Southeast Mo. St.	66 88		173	A SIUE	52 78			
			173	H SIUE	69 78		289	H Eastern Ky.	59 64			
			259	A Austin Peay	98 84		170	H Belmont	68 79			

Non-Div I Games: Brescia 118 50 Blackburn 110 31

Murray St.

■ Loss,
 ■ Non-Conf,
 ■ S Site,
 ■ Home
 ■ A Away
 N Neutral

Average RPI Win:	285	WON-LOST	WINNING	LAST 10	STRENGTH OF	OPP. STRENGTH	TEAM	ADJ.	CONF.	ADJ CONF.
Average RPI Loss:	144	RECORD	PCT. RANK	GAMES	SCHEDULE	OF SCHEDULE	RPI	RPI	RPI	RPI
DIV. I ONLY	18- 11	95	9- 1	309	300	176	176	31	31	
DIV. I NON-CONF.	5- 6	178	0- 0	185	127	166	166	29	29	
TOTALS	RPI 1-25	RPI 26-50	W-L RECORDS	RPI 51-100	RPI 101-150	RPI 150+				
18- 11	0- 2	0- 0	OVERALL	0- 1	1- 4	17- 4				
9- 2	0- 0	0- 0	HOME	0- 0	0- 1	9- 1				
6- 8	0- 2	0- 0	AWAY	0- 1	1- 2	5- 3				
3- 1	0- 0	0- 0	NEUTRAL	0- 0	0- 1	3- 0				
5- 6	0- 2	0- 0	NON-CONFERENCE	0- 1	0- 1	5- 2				
2- 1	0- 0	0- 0	HOME	0- 0	0- 0	2- 1				
1- 5	0- 2	0- 0	AWAY	0- 1	0- 1	1- 1				
2- 0	0- 0	0- 0	NEUTRAL	0- 0	0- 0	2- 0				
13- 5	0- 0	0- 0	CONFERENCE	0- 0	1- 3	12- 2				
7- 1	0- 0	0- 0	HOME	0- 0	0- 1	7- 0				
5- 3	0- 0	0- 0	AWAY	0- 0	1- 1	4- 2				
1- 1	0- 0	0- 0	NEUTRAL	0- 0	0- 1	1- 0				

RPI 1-25				RPI 26-50				RPI 51-100				RPI 101+ Team's RPI: 176			
RPI	S	Opponent	Score	RPI	S	Opponent	Score	RPI	S	Opponent	Score	RPI	S	Opponent	Score
14	A	Duke	36 87					80	A	Southern Miss.	48 72	115	A	Hampton	48 54
20	A	Chattanooga	43 58									141	A	Savannah St.	53 48
												141	H	Savannah St.	56 59
												141	N	Savannah St.	59 62
												142	A	VCU	51 60
												154	N	Oral Roberts	47 38
												171	A	Appalachian St.	70 72
												179	H	William & Mary	57 59
												195	H	Navy	52 47
												261	A	Bethune-Cookman	52 46
												261	H	Bethune-Cookman	58 55
												261	N	Bethune-Cookman	75 54
												263	A	Davidson	62 57
												271	A	Norfolk St.	75 76
												283	H	South Carolina St.	59 48
												291	H	Morgan St.	67 59
												306	A	UMES	43 58
												306	H	UNC Asheville	63 46
												334	N	Tennessee Tech	54 49
												337	H	Coppin St.	67 49
												338	A	Florida A&M	67 48
												338	H	Florida A&M	78 42
												339	A	N.C. Central	67 46
												339	H	N.C. Central	58 33
												341	A	Howard	80 69
												347	H	Delaware St.	79 38
LAST 12 Division I GAMES:															
				141	N	Savannah St.	59 62			261	A	Bethune-Cookman	52 46		
				261	N	Bethune-Cookman	75 54			338	A	Florida A&M	67 48		
				339	A	N.C. Central	67 46			339	H	N.C. Central	58 33		
				261	H	Bethune-Cookman	58 55			141	A	Savannah St.	53 48		
				338	H	Florida A&M	78 42			337	H	Coppin St.	67 49		
				291	H	Morgan St.	67 59			347	H	Delaware St.	79 38		

Non-Div I Games: Guilford 87 41 Johnson C. Smith 76 45

N.C. A&T

Loss, Non-Conf, S Site, H Home A Away N Neutral

N.C. Central

Through Games Of March 13, 2015

Average RPI Win:	315	WON-LOST	WINNING	LAST 10	STRENGTH OF	OPP. STRENGTH	TEAM	ADJ.	CONF.	ADJ CONF.
Average RPI Loss:	221	RECORD	PCT. RANK	GAMES	SCHEDULE	OF SCHEDULE	RPI	RPI	RPI	RPI
DIV. I ONLY	7- 21	296	3- 7	321	343	339	339	31	31	
DIV. I NON-CONF.	2- 9	297	0- 0	259	308	315	315	29	29	
TOTALS	RPI 1-25	RPI 26-50	W-L RECORDS	RPI 51-100	RPI 101-150	RPI 150+				
7- 21	0- 1	0- 1	OVERALL	0- 0	0- 3	7- 16				
6- 6	0- 0	0- 0	HOME	0- 0	0- 1	6- 5				
1- 14	0- 1	0- 1	AWAY	0- 0	0- 2	1- 10				
0- 1	0- 0	0- 0	NEUTRAL	0- 0	0- 0	0- 1				
2- 9	0- 1	0- 1	NON-CONFERENCE	0- 0	0- 0	2- 7				
1- 3	0- 0	0- 0	HOME	0- 0	0- 0	1- 3				
1- 6	0- 1	0- 1	AWAY	0- 0	0- 0	1- 4				
0- 0	0- 0	0- 0	NEUTRAL	0- 0	0- 0	0- 0				
5- 12	0- 0	0- 0	CONFERENCE	0- 0	0- 3	5- 9				
5- 3	0- 0	0- 0	HOME	0- 0	0- 1	5- 2				
0- 8	0- 0	0- 0	AWAY	0- 0	0- 2	0- 6				
0- 1	0- 0	0- 0	NEUTRAL	0- 0	0- 0	0- 1				

RPI	S	Opponent	Score	RPI	S	Opponent	Score	RPI	S	Opponent	Score	RPI	S	Opponent	Score	Team's RPI: 339
3	A	South Carolina	26 90	35	A	Syracuse	25 70					115	A	Hampton	36 75	
												141	A	Savannah St.	54 65	
												141	H	Savannah St.	61 82	
												176	A	N.C. A&T	33 58	
												176	H	N.C. A&T	46 67	
												199	H	Winthrop	63 71	
												200	A	Virginia Tech	44 80	
												204	A	Campbell	60 65	
												244	H	Presbyterian	33 45	
												261	A	Bethune-Cookman	57 71	
												261	H	Bethune-Cookman	33 50	
												271	A	Norfolk St.	58 82	
												280	A	Gardner-Webb	53 73	
												283	H	South Carolina St.	56 54	
												291	H	Morgan St.	63 47	
												301	A	Western Caro.	64 59	
												306	A	UMES	61 71	
												306	H	UNC Asheville	55 52	
												306	N	UMES	47 67	
												315	H	Wofford	55 69	
												333	A	Coastal Caro.	52 67	
												337	H	Coppin St.	59 58	
												338	A	Florida A&M	58 65	
												338	H	Florida A&M	59 48	
												341	A	Howard	65 70	
												347	H	Delaware St.	66 59	
LAST 12 Division I GAMES:																
												306	N	UMES	47 67	
												176	H	N.C. A&T	46 67	
												141	A	Savannah St.	54 65	
												261	H	Bethune-Cookman	33 50	
												291	H	Morgan St.	63 47	
												338	A	Florida A&M	58 65	
												261	A	Bethune-Cookman	57 71	
												176	A	N.C. A&T	33 58	
												338	H	Florida A&M	59 48	
												347	H	Delaware St.	66 59	
												337	H	Coppin St.	59 58	
												115	A	Hampton	36 75	

Non-Div I Games: Bluefield St. 63 66

N.C. Central

Loss, Non-Conf, S Site, H Home A Away N Neutral

NJIT				Through Games Of March 13, 2015						
Average RPI Win:	285	WON-LOST	WINNING	LAST 10	STRENGTH OF	OPP. STRENGTH	TEAM	ADJ.	CONF.	ADJ CONF.
Average RPI Loss:	183	RECORD	PCT. RANK	GAMES	SCHEDULE	OF SCHEDULE	RPI	RPI	RPI	RPI
DIV. I ONLY	10- 17	248	2- 6	328	264	294	294	33	33	
DIV. I NON-CONF.	10- 17	220	3- 7	309	297	295	295	33	33	
TOTALS	RPI 1-25	RPI 26-50	W-L RECORDS	RPI 51-100	RPI 101-150	RPI 150+				
10- 17	0- 0	0- 1	OVERALL	0- 3	0- 2	10- 11				
7- 6	0- 0	0- 0	HOME	0- 2	0- 1	7- 3				
3- 10	0- 0	0- 1	AWAY	0- 1	0- 1	3- 7				
0- 1	0- 0	0- 0	NEUTRAL	0- 0	0- 0	0- 1				
10- 17	0- 0	0- 1	NON-CONFERENCE	0- 3	0- 2	10- 11				
7- 6	0- 0	0- 0	HOME	0- 2	0- 1	7- 3				
3- 10	0- 0	0- 1	AWAY	0- 1	0- 1	3- 7				
0- 1	0- 0	0- 0	NEUTRAL	0- 0	0- 0	0- 1				
0- 0	0- 0	0- 0	CONFERENCE	0- 0	0- 0	0- 0				
0- 0	0- 0	0- 0	HOME	0- 0	0- 0	0- 0				
0- 0	0- 0	0- 0	AWAY	0- 0	0- 0	0- 0				
0- 0	0- 0	0- 0	NEUTRAL	0- 0	0- 0	0- 0				

RPI 1-25				RPI 26-50				RPI 51-100				RPI 101+				Team's RPI: 294
RPI	S	Opponent	Score	RPI	S	Opponent	Score	RPI	S	Opponent	Score	RPI	S	Opponent	Score	
				38	A	Seton Hall	62 74	51	H	Penn	29 59	107	H	Lehigh	54 74	
								85	A	St. John's (NY)	42 66	118	A	Harvard	54 66	
								97	H	Hofstra	47 62	153	A	Dartmouth	63 68	
												175	A	Tex.-Pan American	53 54	
												175	H	Tex.-Pan American	59 54	
												203	A	Clemson	47 64	
												208	A	New Hampshire	56 61	
												210	A	Lafayette	50 66	
												218	A	UMass Lowell	51 60	
												223	A	Fla. Atlantic	65 57	
												232	A	Brown	39 67	
												249	H	St. Francis Brooklyn	57 50	
												268	N	North Dakota St.	48 60	
												290	H	Columbia	38 45	
												291	H	Morgan St.	52 49	
												302	A	Fairleigh Dickinson	68 64	
												306	H	UMES	70 41	
												311	H	LIU Brooklyn	48 57	
												315	A	Wofford	76 50	
												323	H	Wagner	60 54	
												324	H	Binghamton	52 48	
												343	H	Chicago St.	59 48	
												347	H	Delaware St.	54 56	
LAST 12 Division I GAMES:																
218	A	UMass Lowell	51 60	232	A	Brown	39 67									
306	H	UMES	70 41	118	A	Harvard	54 66									
175	A	Tex.-Pan American	53 54	290	H	Columbia	38 45									
291	H	Morgan St.	52 49	175	H	Tex.-Pan American	59 54									
347	H	Delaware St.	54 56	343	H	Chicago St.	59 48									
51	H	Penn	29 59	315	A	Wofford	76 50									

Non-Div I Games: St. Joseph (VT) 92 39 St. Joseph's (Brklr) 78 35

NJIT

■ Loss,
 ■ Non-Conf, S Site,
 ■ Home
 ■ Away
 N Neutral

Average RPI Win: 233	WON-LOST	WINNING	LAST 10	STRENGTH OF	OPP. STRENGTH	TEAM	ADJ.	CONF.	ADJ CONF.
Average RPI Loss: 147	RECORD	PCT. RANK	GAMES	SCHEDULE	OF SCHEDULE	RPI	RPI	RPI	RPI
DIV. I ONLY	16- 14	157	5- 5	241	231	195	195	18	18
DIV. I NON-CONF.	5- 5	158	0- 0	323	256	274	274	19	19
TOTALS	RPI 1-25	RPI 26-50	W-L RECORDS	RPI 51-100	RPI 101-150	RPI 150+			
16- 14	0- 0	0- 3	OVERALL	1- 2	2- 1	13- 8			
10- 5	0- 0	0- 1	HOME	0- 2	1- 0	9- 2			
6- 9	0- 0	0- 2	AWAY	1- 0	1- 1	4- 6			
0- 0	0- 0	0- 0	NEUTRAL	0- 0	0- 0	0- 0			
5- 5	0- 0	0- 0	NON-CONFERENCE	0- 1	0- 1	5- 3			
5- 1	0- 0	0- 0	HOME	0- 1	0- 0	5- 0			
0- 4	0- 0	0- 0	AWAY	0- 0	0- 1	0- 3			
0- 0	0- 0	0- 0	NEUTRAL	0- 0	0- 0	0- 0			
11- 9	0- 0	0- 3	CONFERENCE	1- 1	2- 0	8- 5			
5- 4	0- 0	0- 1	HOME	0- 1	1- 0	4- 2			
6- 5	0- 0	0- 2	AWAY	1- 0	1- 0	4- 3			
0- 0	0- 0	0- 0	NEUTRAL	0- 0	0- 0	0- 0			

RPI 1-25				RPI 26-50				RPI 51-100				RPI 101+				Team's RPI: 195	
RPI	S	Opponent	Score	RPI	S	Opponent	Score	RPI	S	Opponent	Score	RPI	S	Opponent	Score		
				50	A	American	49 59	51	H	Penn	51 60	101	A	Elon	56 69		
				50	A	American	53 60	99	A	Army	53 50	107	A	Lehigh	50 44		
				50	H	American	29 41	99	H	Army	46 58	107	H	Lehigh	47 44		
												161	A	Bucknell	60 49		
												161	A	Bucknell	50 51		
												161	H	Bucknell	42 44		
												176	A	N.C. A&T	47 52		
												180	A	Oregon	64 72		
												188	A	Holy Cross	44 48		
												188	H	Holy Cross	44 60		
												210	A	Lafayette	65 60		
												210	H	Lafayette	65 52		
												235	H	George Mason	84 79		
												237	H	Towson	55 51		
												265	A	Colgate	65 63		
												265	H	Colgate	64 52		
												273	H	Grand Canyon	60 51		
												284	A	Loyola Maryland	49 55		
												284	H	Loyola Maryland	59 50		
												310	H	UNC Greensboro	71 64		
												312	A	Portland St.	50 56		
												321	A	Boston U.	61 55		
												321	H	Boston U.	48 40		
												327	H	Saint Peter's	71 35		
LAST 12 Division I GAMES:																	
				50	A	American	53 60	265	H	Colgate	64 52						
				161	A	Bucknell	60 49	161	A	Bucknell	50 51						
				284	H	Loyola Maryland	59 50	99	H	Army	46 58						
				50	H	American	29 41	321	H	Boston U.	48 40						
				188	A	Holy Cross	44 48	210	A	Lafayette	65 60						
				107	A	Lehigh	50 44	50	A	American	49 59						

Non-Div I Games: Mary Washington 79 59

Navy

Nebraska

Through Games Of March 13, 2015

Average RPI Win:	134	WON-LOST	WINNING	LAST 10	STRENGTH OF	OPP. STRENGTH	TEAM	ADJ.	CONF.	ADJ CONF.
Average RPI Loss:	39	RECORD	PCT. RANK	GAMES	SCHEDULE	OF SCHEDULE	RPI	RPI	RPI	RPI
DIV. I ONLY	21- 10	70	4- 6	35	26	36	36	4	4	
DIV. I NON-CONF.	10- 1	17	0- 0	141	84	25	25	2	2	
TOTALS	RPI 1-25	RPI 26-50	W-L RECORDS	RPI 51-100	RPI 101-150	RPI 150+				
21- 10	1- 5	1- 4	OVERALL	5- 0	7- 0	7- 1				
13- 3	1- 2	1- 1	HOME	1- 0	5- 0	5- 0				
7- 6	0- 2	0- 3	AWAY	4- 0	1- 0	2- 1				
1- 1	0- 1	0- 0	NEUTRAL	0- 0	1- 0	0- 0				
10- 1	1- 0	0- 0	NON-CONFERENCE	3- 0	3- 0	3- 1				
7- 0	1- 0	0- 0	HOME	0- 0	3- 0	3- 0				
3- 1	0- 0	0- 0	AWAY	3- 0	0- 0	0- 1				
0- 0	0- 0	0- 0	NEUTRAL	0- 0	0- 0	0- 0				
11- 9	0- 5	1- 4	CONFERENCE	2- 0	4- 0	4- 0				
6- 3	0- 2	1- 1	HOME	1- 0	2- 0	2- 0				
4- 5	0- 2	0- 3	AWAY	1- 0	1- 0	2- 0				
1- 1	0- 1	0- 0	NEUTRAL	0- 0	1- 0	0- 0				

RPI 1-25				RPI 26-50				Team's RPI: 36	RPI 51-100				RPI 101+			
RPI	S	Opponent	Score	RPI	S	Opponent	Score		RPI	S	Opponent	Score	RPI	S	Opponent	Score
6	A	Maryland	47 59	28	H	Ohio St.	60 78		67	H	Michigan	75 60	106	A	Illinois	58 53
6	H	Maryland	47 75	34	A	Northwestern	51 59		69	A	Washington St.	82 61	106	H	Illinois	59 57
9	A	Iowa	72 78	43	A	Rutgers	43 46		79	A	Michigan St.	71 67	106	N	Illinois	86 71
9	H	Iowa	61 69	44	A	Minnesota	69 72		88	A	Creighton	60 57	119	H	Northern Colo.	63 56
9	N	Iowa	65 74	44	H	Minnesota	74 50		93	A	UCLA	71 66	133	H	Purdue	69 59
14	H	Duke	60 54										140	H	Bakersfield	54 45
													149	H	High Point	83 57
													162	A	Wisconsin	89 72
													162	H	Wisconsin	70 63
													166	A	Indiana	67 64
													202	A	Alabama	51 53
													227	H	Penn St.	73 45
													230	H	Pepperdine	100 65
													238	H	Utah	66 43
													316	H	Alcorn	83 49
LAST 12 Division I GAMES:																
		9 N Iowa	65 74			162 H Wisconsin	70 63									
		106 N Illinois	86 71			9 H Iowa	61 69									
		28 H Ohio St.	60 78			6 A Maryland	47 59									
		44 H Minnesota	74 50			43 A Rutgers	43 46									
		166 A Indiana	67 64			67 H Michigan	75 60									
		34 A Northwestern	51 59			106 H Illinois	59 57									

Non-Div I Games:

Nebraska

■ Loss,
 ■ Non-Conf,
 ■ S Site,
 ■ H Home
 ■ A Away
 N Neutral

New Hampshire

Through Games Of March 13, 2015

Average RPI Win:	248	WON-LOST	WINNING	LAST 10	STRENGTH OF	OPP. STRENGTH	TEAM	ADJ.	CONF.	ADJ CONF.
Average RPI Loss:	155	RECORD	PCT. RANK	GAMES	SCHEDULE	OF SCHEDULE	RPI	RPI	RPI	RPI
DIV. I ONLY	16- 12	121	3- 7	310	222	208	208	23	23	
DIV. I NON-CONF.	7- 4	107	0- 0	336	252	201	201	23	23	
TOTALS	RPI 1-25	RPI 26-50	W-L RECORDS	RPI 51-100	RPI 101-150	RPI 150+				
16- 12	0- 0	0- 0	OVERALL	1- 4	2- 2	13- 6				
8- 5	0- 0	0- 0	HOME	1- 1	1- 0	6- 4				
8- 6	0- 0	0- 0	AWAY	0- 3	1- 1	7- 2				
0- 1	0- 0	0- 0	NEUTRAL	0- 0	0- 1	0- 0				
7- 4	0- 0	0- 0	NON-CONFERENCE	0- 1	0- 1	7- 2				
3- 2	0- 0	0- 0	HOME	0- 0	0- 0	3- 2				
4- 2	0- 0	0- 0	AWAY	0- 1	0- 1	4- 0				
0- 0	0- 0	0- 0	NEUTRAL	0- 0	0- 0	0- 0				
9- 8	0- 0	0- 0	CONFERENCE	1- 3	2- 1	6- 4				
5- 3	0- 0	0- 0	HOME	1- 1	1- 0	3- 2				
4- 4	0- 0	0- 0	AWAY	0- 2	1- 0	3- 2				
0- 1	0- 0	0- 0	NEUTRAL	0- 0	0- 1	0- 0				

RPI S	Opponent	Score	RPI S	Opponent	Score	RPI S	Opponent	Score	RPI S	Opponent	Score	Team's RPI: 208
						51	A Penn	39 74	120	A Boston College	58 64	
						77	A Albany (NY)	65 76	144	A Hartford	65 63	
						77	H Albany (NY)	48 74	144	H Hartford	55 50	
						95	A Maine	56 87	144	N Hartford	42 58	
						95	H Maine	61 47	153	H Dartmouth	60 44	
									156	H Bryant	54 57	
									165	H Central Conn. St.	58 64	
									192	A Stony Brook	60 52	
									192	H Stony Brook	52 60	
									218	A UMass Lowell	65 70	
									218	H UMass Lowell	58 51	
									232	H Brown	60 57	
									257	A UMBC	55 69	
									257	H UMBC	67 45	
									294	H NJIT	61 56	
									304	A Vermont	64 56	
									304	H Vermont	60 63	
									308	A Northeastern	63 62	
									321	A Boston U.	67 55	
									322	A Manhattan	58 54	
									324	A Binghamton	76 58	
									324	H Binghamton	73 68	
									341	A Howard	78 68	
LAST 12 Division I GAMES:												
			144	N Hartford	42 58	257	A UMBC	55 69				
			95	H Maine	61 47	77	H Albany (NY)	48 74				
			218	A UMass Lowell	65 70	192	H Stony Brook	52 60				
			144	H Hartford	55 50	95	A Maine	56 87				
			324	A Binghamton	76 58	144	A Hartford	65 63				
			304	H Vermont	60 63	218	H UMass Lowell	58 51				

Non-Div I Games: Daniel Webster 84 32

New Hampshire

Loss, Non-Conf, S Site, H Home A Away N Neutral

Average RPI Win:	220	WON-LOST	WINNING	LAST 10	STRENGTH OF	OPP. STRENGTH	TEAM	ADJ.	CONF.	ADJ CONF.
Average RPI Loss:	96	RECORD	PCT. RANK	GAMES	SCHEDULE	OF SCHEDULE	RPI	RPI	RPI	RPI
DIV. I ONLY	20- 12	93	8- 2	118	170	96	96	22	22	
DIV. I NON-CONF.	4- 7	221	0- 0	71	122	197	197	20	20	
TOTALS	RPI 1-25	RPI 26-50	W-L RECORDS	RPI 51-100	RPI 101-150	RPI 150+				
20- 12	0- 2	0- 2	OVERALL	3- 2	1- 4	16- 2				
13- 2	0- 1	0- 0	HOME	2- 0	1- 1	10- 0				
5- 7	0- 1	0- 1	AWAY	0- 2	0- 2	5- 1				
2- 3	0- 0	0- 1	NEUTRAL	1- 0	0- 1	1- 1				
4- 7	0- 2	0- 2	NON-CONFERENCE	0- 0	0- 2	4- 1				
4- 2	0- 1	0- 0	HOME	0- 0	0- 1	4- 0				
0- 3	0- 1	0- 1	AWAY	0- 0	0- 1	0- 0				
0- 2	0- 0	0- 1	NEUTRAL	0- 0	0- 0	0- 1				
16- 5	0- 0	0- 0	CONFERENCE	3- 2	1- 2	12- 1				
9- 0	0- 0	0- 0	HOME	2- 0	1- 0	6- 0				
5- 4	0- 0	0- 0	AWAY	0- 2	0- 1	5- 1				
2- 1	0- 0	0- 0	NEUTRAL	1- 0	0- 1	1- 0				

RPI 1-25				RPI 26-50				RPI 51-100				Team's RPI: 96	RPI 101+			
RPI	S	Opponent	Score	RPI	S	Opponent	Score	RPI	S	Opponent	Score		RPI	S	Opponent	Score
18	H	Stanford	65 70	32	N	Texas A&M	52 66	55	A	Fresno St.	65 71		112	A	Boise St.	65 86
21	A	Texas	37 86	37	A	DePaul	59 97	55	H	Fresno St.	63 60		112	H	Boise St.	63 50
								55	N	Fresno St.	64 53		112	N	Boise St.	60 66
								84	A	Colorado St.	38 44		131	A	New Mexico St.	59 70
								84	H	Colorado St.	67 40		145	H	UC Riverside	62 70
													159	H	Cal Poly	84 68
													175	N	Tex.-Pan American	59 61
													213	A	Wyoming	66 55
													213	H	Wyoming	60 54
													228	A	San Diego St.	63 47
													228	H	San Diego St.	62 53
													228	N	San Diego St.	57 56
													229	A	San Jose St.	64 62
													234	A	UNLV	73 79
													234	H	UNLV	63 60
													245	H	UTEP	72 57
													267	H	Northern Ariz.	56 37
													279	A	Utah St.	56 51
													279	H	Utah St.	60 59
													287	H	Nevada	63 45
													321	H	Boston U.	56 49
													345	A	Air Force	70 47
													345	H	Air Force	69 46
LAST 12 Division I GAMES:																
		112	N	Boise St.	60	66				234	A	UNLV	73	79		
		55	N	Fresno St.	64	53				228	A	San Diego St.	63	47		
		228	N	San Diego St.	57	56				287	H	Nevada	63	45		
		213	A	Wyoming	66	55				84	H	Colorado St.	67	40		
		55	H	Fresno St.	63	60				279	A	Utah St.	56	51		
		112	H	Boise St.	63	50				345	H	Air Force	69	46		

Non-Div I Games:

New Mexico

■ Loss,
 ■ Non-Conf, S Site,
 ■ Home
 ■ Away
 N Neutral

Average RPI Win:	261	WON-LOST	WINNING	LAST 10	STRENGTH OF	OPP. STRENGTH	TEAM	ADJ.	CONF.	ADJ CONF.
Average RPI Loss:	166	RECORD	PCT. RANK	GAMES	SCHEDULE	OF SCHEDULE	RPI	RPI	RPI	RPI
DIV. I ONLY	19- 7	45	9- 1	303	306	131	131	30	30	
DIV. I NON-CONF.	5- 6	178	0- 0	198	222	209	209	30	30	
TOTALS	RPI 1-25	RPI 26-50	W-L RECORDS	RPI 51-100	RPI 101-150	RPI 150+				
19- 7	0- 0	0- 0	OVERALL	1- 1	1- 3	17- 3				
10- 2	0- 0	0- 0	HOME	1- 0	1- 0	8- 2				
7- 4	0- 0	0- 0	AWAY	0- 0	0- 0	7- 0				
2- 1	0- 0	0- 0	NEUTRAL	0- 1	0- 0	2- 0				
5- 6	0- 0	0- 0	NON-CONFERENCE	1- 1	0- 2	4- 3				
3- 2	0- 0	0- 0	HOME	1- 0	0- 0	2- 2				
1- 3	0- 0	0- 0	AWAY	0- 0	0- 2	1- 1				
1- 1	0- 0	0- 0	NEUTRAL	0- 1	0- 0	1- 0				
14- 1	0- 0	0- 0	CONFERENCE	0- 0	1- 1	13- 0				
7- 0	0- 0	0- 0	HOME	0- 0	1- 0	6- 0				
6- 1	0- 0	0- 0	AWAY	0- 0	0- 1	6- 0				
1- 0	0- 0	0- 0	NEUTRAL	0- 0	0- 0	1- 0				

RPI S	Opponent	Score	RPI S	Opponent	Score	RPI S	Opponent	Score	RPI S	Opponent	Score	Team's RPI: 131
						61 N	Pacific	62 67	112 A	Boise St.	45 70	
						96 H	New Mexico	70 59	135 A	Sacramento St.	85 93	
									140 A	Bakersfield	78 82	
									140 H	Bakersfield	90 78	
									159 H	Cal Poly	79 65	
									175 A	Tex.-Pan American	74 71	
									175 H	Tex.-Pan American	80 60	
									211 H	Cal St. Fullerton	51 66	
									223 N	Fla. Atlantic	57 44	
									245 A	UTEP	73 78	
									254 A	Southern Utah	81 64	
									260 H	Weber St.	97 100	
									268 H	North Dakota St.	79 59	
									273 A	Grand Canyon	74 62	
									273 H	Grand Canyon	61 60	
									298 A	Seattle	76 69	
									298 H	Seattle	76 66	
									298 N	Seattle	79 75	
									328 A	Utah Valley	68 58	
									328 H	Utah Valley	67 62	
									342 A	UMKC	60 48	
									342 H	UMKC	78 59	
									343 A	Chicago St.	62 54	
									343 H	Chicago St.	70 53	
LAST 12 Division I GAMES:												
			298 N	Seattle	79 75		298 A	Seattle	76 69			
			343 A	Chicago St.	62 54		342 H	UMKC	78 59			
			175 H	Tex.-Pan American	80 60		343 H	Chicago St.	70 53			
			273 H	Grand Canyon	61 60		175 A	Tex.-Pan American	74 71			
			328 H	Utah Valley	67 62		328 A	Utah Valley	68 58			
			140 A	Bakersfield	78 82		273 A	Grand Canyon	74 62			

Non-Div I Games: Eastern N.M. 79 51 Northern N.M. 81 39

New Mexico St.

Loss, Non-Conf, S Site, H Home A Away N Neutral

New Orleans

Through Games Of March 13, 2015

Average RPI Win:	264	WON-LOST	WINNING	LAST 10	STRENGTH OF	OPP. STRENGTH	TEAM	ADJ.	CONF.	ADJ CONF.
Average RPI Loss:	208	RECORD	PCT. RANK	GAMES	SCHEDULE	OF SCHEDULE	RPI	RPI	RPI	RPI
DIV. I ONLY	7- 18	289	6- 4	279	303	305	305	27	27	
DIV. I NON-CONF.	1- 6	316	0- 0	143	179	297	297	27	27	
TOTALS	RPI 1-25	RPI 26-50	W-L RECORDS	RPI 51-100	RPI 101-150	RPI 150+				
7- 18	0- 0	0- 2	OVERALL	0- 0	0- 2	7- 14				
5- 6	0- 0	0- 1	HOME	0- 0	0- 0	5- 5				
2- 12	0- 0	0- 0	AWAY	0- 0	0- 0	2- 1				
0- 0	0- 0	0- 0	NEUTRAL	0- 0	0- 0	0- 0				
1- 6	0- 0	0- 2	NON-CONFERENCE	0- 0	0- 1	1- 3				
1- 1	0- 0	0- 1	HOME	0- 0	0- 0	1- 0				
0- 5	0- 0	0- 1	AWAY	0- 0	0- 1	0- 3				
0- 0	0- 0	0- 0	NEUTRAL	0- 0	0- 0	0- 0				
6- 12	0- 0	0- 0	CONFERENCE	0- 0	0- 1	6- 11				
4- 5	0- 0	0- 0	HOME	0- 0	0- 0	4- 5				
2- 7	0- 0	0- 0	AWAY	0- 0	0- 1	2- 6				
0- 0	0- 0	0- 0	NEUTRAL	0- 0	0- 0	0- 0				

RPI S	Opponent	Score	RPI S	Opponent	Score	RPI S	Opponent	Score	RPI S	Opponent	Score	Team's RPI: 305
29	H Mississippi St.	45 85	46	A Oklahoma St.	33 84	116	A Tulsa	55 78	124	A Stephen F. Austin	56 76	
						184	H Lamar	54 64	202	A Alabama	58 87	
						207	A Jacksonville St.	51 65	211	A Northwestern St.	72 70	
						211	H Northwestern St.	63 75	216	A Nicholls St.	40 56	
						216	H Nicholls St.	68 63	217	A McNeese St.	58 82	
						217	H McNeese St.	90 86	250	A A&M-Corpus Christi	52 66	
						250	H A&M-Corpus Christi	46 58	252	H Abilene Christian	71 50	
						258	A Central Ark.	44 50	258	H Central Ark.	46 53	
						264	A Houston Baptist	45 63	273	A Grand Canyon	57 59	
						286	H Kent St.	58 55	295	H Sam Houston St.	59 75	
						332	A Southeastern La.	76 64	332	H Southeastern La.	84 75	
						340	A Incarnate Word	59 71				
LAST 12 Division I GAMES:												
211	A Northwestern St.	72 70	250	A A&M-Corpus Christi	52 66							
332	H Southeastern La.	84 75	258	A Central Ark.	44 50							
252	H Abilene Christian	71 50	217	H McNeese St.	90 86							
216	H Nicholls St.	68 63	217	A McNeese St.	58 82							
211	H Northwestern St.	63 75	216	A Nicholls St.	40 56							
332	A Southeastern La.	76 64	250	H A&M-Corpus Christi	46 58							

Non-Div I Games: West Ala. 54 66 Crowley's Ridge 87 54

New Orleans

Loss, Non-Conf, S Site, H Home A Away N Neutral

Niagara

Through Games Of March 13, 2015

Average RPI Win: 245	WON-LOST	WINNING	LAST 10	STRENGTH OF	OPP. STRENGTH	TEAM	ADJ.	CONF.	ADJ CONF.
Average RPI Loss: 167	RECORD	PCT. RANK	GAMES	SCHEDULE	OF SCHEDULE	RPI	RPI	RPI	RPI
DIV. I ONLY	14- 17	206	5- 5	295	226	240	240	24	24
DIV. I NON-CONF.	4- 5	188	0- 0	232	164	200	200	24	24
TOTALS	RPI 1-25	RPI 26-50	W-L RECORDS	RPI 51-100	RPI 101-150	RPI 150+			
14- 17	0- 2	0- 1	OVERALL	0- 1	2- 2	12- 11			
6- 8	0- 1	0- 0	HOME	0- 0	0- 1	6- 6			
7- 8	0- 1	0- 1	AWAY	0- 1	2- 1	5- 4			
1- 1	0- 0	0- 0	NEUTRAL	0- 0	0- 0	1- 1			
4- 5	0- 0	0- 1	NON-CONFERENCE	0- 1	1- 1	3- 2			
2- 2	0- 0	0- 0	HOME	0- 0	0- 0	2- 2			
2- 3	0- 0	0- 1	AWAY	0- 1	1- 1	1- 0			
0- 0	0- 0	0- 0	NEUTRAL	0- 0	0- 0	0- 0			
10- 12	0- 2	0- 0	CONFERENCE	0- 0	1- 1	9- 9			
4- 6	0- 1	0- 0	HOME	0- 0	0- 1	4- 4			
5- 5	0- 1	0- 0	AWAY	0- 0	1- 0	4- 4			
1- 1	0- 0	0- 0	NEUTRAL	0- 0	0- 0	1- 1			

RPI 1-25				RPI 26-50				RPI 51-100				RPI 101+ Team's RPI: 240			
RPI	S	Opponent	Score	RPI	S	Opponent	Score	RPI	S	Opponent	Score	RPI	S	Opponent	Score
25	A	Quinnipiac	66 80	41	A	Pittsburgh	54 70	78	A	Youngstown St.	61 83	108	A	Cleveland St.	76 58
25	H	Quinnipiac	68 71									117	A	Marist	70 65
												117	H	Marist	66 75
												125	A	Buffalo	64 73
												153	H	Dartmouth	70 76
												167	H	St. Bonaventure	60 72
												168	A	Siena	64 59
												168	H	Siena	52 56
												178	A	Fairfield	66 64
												178	H	Fairfield	66 56
												178	N	Fairfield	57 65
												198	A	Iona	53 81
												198	H	Iona	72 83
												222	H	Detroit	71 49
												242	A	Monmouth	59 45
												242	H	Monmouth	69 81
												262	A	Canisius	59 65
												262	H	Canisius	55 66
												277	A	Rider	56 61
												277	H	Rider	44 33
												319	H	Mt. St. Mary's	78 60
												322	A	Manhattan	53 46
												322	H	Manhattan	64 36
												322	N	Manhattan	57 51
												324	A	Binghamton	63 52
												327	A	Saint Peter's	58 65
LAST 12 Division I GAMES:															
		178	N	Fairfield	57	65				117	A	Marist	70	65	
		322	N	Manhattan	57	51				168	A	Siena	64	59	
		198	A	Iona	53	81				178	H	Fairfield	66	56	
		262	A	Canisius	59	65				117	H	Marist	66	75	
		277	H	Rider	44	33				322	A	Manhattan	53	46	
		242	H	Monmouth	69	81				327	A	Saint Peter's	58	65	

Non-Div I Games:

Niagara

 Loss,
 Non-Conf,
 S Site,
 H Home
 A Away
N Neutral

RPI S Opponent Score

RPI S Opponent Score
327 H Saint Peter's 73 40

N
i
a
g
a
r
a

N
i
a
g
a
r
a

Niagara

Average RPI Win: 275				WON-LOST		WINNING		LAST 10		STRENGTH OF		OPP. STRENGTH		TEAM		ADJ.		CONF.		ADJ CONF.	
Average RPI Loss: 160				RECORD		PCT. RANK		GAMES		SCHEDULE		OF SCHEDULE		RPI		RPI		RPI		RPI	
DIV. I ONLY				16- 13		142		7- 3		312		272		216		216		27		27	
DIV. I NON-CONF.				3- 7		250		0- 0		205		95		249		249		27		27	
TOTALS				RPI 1-25		RPI 26-50		W-L RECORDS		RPI 51-100		RPI 101-150		RPI 150+							
16- 13				0- 0		0- 1		OVERALL		0- 3		0- 3		16- 6							
9- 2				0- 0		0- 0		HOME		0- 1		0- 0		9- 1							
5- 8				0- 0		0- 1		AWAY		0- 1		0- 3		5- 3							
2- 3				0- 0		0- 0		NEUTRAL		0- 1		0- 0		2- 2							
3- 7				0- 0		0- 1		NON-CONFERENCE		0- 3		0- 2		3- 1							
1- 1				0- 0		0- 0		HOME		0- 1		0- 0		1- 0							
0- 4				0- 0		0- 1		AWAY		0- 1		0- 2		0- 0							
2- 2				0- 0		0- 0		NEUTRAL		0- 1		0- 0		2- 1							
13- 6				0- 0		0- 0		CONFERENCE		0- 0		0- 1		13- 5							
8- 1				0- 0		0- 0		HOME		0- 0		0- 0		8- 1							
5- 4				0- 0		0- 0		AWAY		0- 0		0- 1		5- 3							
0- 1				0- 0		0- 0		NEUTRAL		0- 0		0- 0		0- 1							

[illegible]

Non-Div I Games:	Southern-N.O.	87	84
------------------	---------------	----	----

Nicholls St.

Loss, Non-Conf, S Site, H Home A Away N Neutral

Average RPI Win:	287	WON-LOST	WINNING	LAST 10	STRENGTH OF	OPP. STRENGTH	TEAM	ADJ.	CONF.	ADJ CONF.
Average RPI Loss:	207	RECORD	PCT. RANK	GAMES	SCHEDULE	OF SCHEDULE	RPI	RPI	RPI	RPI
DIV. I ONLY	14- 16	199	7- 3	338	331	271	271	31	31	
DIV. I NON-CONF.	1- 10	329	0- 0	151	259	300	300	29	29	
TOTALS	RPI 1-25	RPI 26-50	W-L RECORDS	RPI 51-100	RPI 101-150	RPI 150+				
14- 16	0- 0	0- 0	OVERALL	0- 2	1- 2	13- 12				
6- 5	0- 0	0- 0	HOME	0- 1	1- 0	5- 4				
6- 8	0- 0	0- 0	AWAY	0- 1	0- 2	6- 5				
2- 3	0- 0	0- 0	NEUTRAL	0- 0	0- 0	2- 3				
1- 10	0- 0	0- 0	NON-CONFERENCE	0- 2	0- 0	1- 8				
0- 3	0- 0	0- 0	HOME	0- 1	0- 0	0- 2				
1- 5	0- 0	0- 0	AWAY	0- 1	0- 0	1- 4				
0- 2	0- 0	0- 0	NEUTRAL	0- 0	0- 0	0- 2				
13- 6	0- 0	0- 0	CONFERENCE	0- 0	1- 2	12- 4				
6- 2	0- 0	0- 0	HOME	0- 0	1- 0	5- 2				
5- 3	0- 0	0- 0	AWAY	0- 0	0- 2	5- 1				
2- 1	0- 0	0- 0	NEUTRAL	0- 0	0- 0	2- 1				

[illegible]

Non-Div I Games:

Norfolk St.

■ Loss, ■ Non-Conf, S Site, H Home A Away N Neutral

RPI	S	Opponent	Score	
347	H	Delaware St.	95	55
347	N	Delaware St.	70	45

N
o
r
f
o
l
k
S
t
.

N
o
r
f
o
l
k
S
t
.

Norfolk St.

North Carolina

Through Games Of March 13, 2015

Average RPI Win:	118	WON-LOST	WINNING	LAST 10	STRENGTH OF	OPP. STRENGTH	TEAM	ADJ.	CONF.	ADJ CONF.
Average RPI Loss:	17	RECORD	PCT. RANK	GAMES	SCHEDULE	OF SCHEDULE	RPI	RPI	RPI	RPI
DIV. I ONLY	24- 8	35	6- 4	9	23	16	16	3	3	
DIV. I NON-CONF.	13- 1	4	0- 0	20	86	6	6	3	3	
TOTALS	RPI 1-25	RPI 26-50	W-L RECORDS	RPI 51-100	RPI 101-150	RPI 150+				
24- 8	2- 6	2- 2	OVERALL	9- 0	4- 0	7- 0				
12- 3	1- 3	1- 0	HOME	4- 0	3- 0	3- 0				
7- 4	0- 2	1- 2	AWAY	3- 0	0- 0	3- 0				
5- 1	1- 1	0- 0	NEUTRAL	2- 0	1- 0	1- 0				
13- 1	1- 1	2- 0	NON-CONFERENCE	4- 0	2- 0	4- 0				
6- 1	0- 1	1- 0	HOME	2- 0	1- 0	2- 0				
3- 0	0- 0	1- 0	AWAY	1- 0	0- 0	1- 0				
4- 0	1- 0	0- 0	NEUTRAL	1- 0	1- 0	1- 0				
11- 7	1- 5	0- 2	CONFERENCE	5- 0	2- 0	3- 0				
6- 2	1- 2	0- 0	HOME	2- 0	2- 0	1- 0				
4- 4	0- 2	0- 2	AWAY	2- 0	0- 0	2- 0				
1- 1	0- 1	0- 0	NEUTRAL	1- 0	0- 0	0- 0				

RPI 1-25				Team's RPI: 16		RPI 26-50				RPI 51-100				RPI 101+			
RPI	S	Opponent	Score	RPI	S	Opponent	Score	RPI	S	Opponent	Score	RPI	S	Opponent	Score		
1	H	Notre Dame	79 89	35	A	Syracuse	56 61	65	A	Miami (FL)	66 65	101	N	Elon	85 67		
7	A	Louisville	66 75	41	A	Pittsburgh	59 84	70	A	Hawaii	74 65	109	H	East Tenn. St.	95 62		
7	N	Louisville	75 77	43	A	Rutgers	96 93	77	H	Albany (NY)	71 56	110	H	Virginia	72 70		
10	H	Florida St.	71 63	46	H	Oklahoma St.	79 77	82	A	North Carolina St.	67 63	120	H	Boston College	72 60		
14	A	Duke	80 81					82	H	North Carolina St.	72 56	171	H	Appalachian St.	84 52		
14	H	Duke	67 74					86	H	Georgia Tech	96 81	180	A	Oregon	76 59		
18	N	Stanford	70 54					86	N	Georgia Tech	84 64	186	H	Wake Forest	83 45		
19	H	Oregon St.	55 70					93	H	UCLA	84 68	200	A	Virginia Tech	74 52		
								95	N	Maine	65 36	203	A	Clemson	78 56		
												247	N	Prairie View	81 45		
												341	H	Howard	83 49		
LAST 12 Division I GAMES:																	
		7 N Louisville	75 77			7 A Louisville	66 75										
		86 N Georgia Tech	84 64			10 H Florida St.	71 63										
		14 A Duke	80 81			200 A Virginia Tech	74 52										
		110 H Virginia	72 70			35 A Syracuse	56 61										
		65 A Miami (FL)	66 65			120 H Boston College	72 60										
		186 H Wake Forest	83 45			14 H Duke	67 74										

Non-Div I Games:

North Carolina

■ Loss,
 ■ Non-Conf, S Site,
 ■ Home
 ■ Away
 N Neutral

Average RPI Win:	164	WON-LOST	WINNING	LAST 10	STRENGTH OF	OPP. STRENGTH	TEAM	ADJ.	CONF.	ADJ CONF.
Average RPI Loss:	53	RECORD	PCT. RANK	GAMES	SCHEDULE	OF SCHEDULE	RPI	RPI	RPI	RPI
DIV. I ONLY	16- 14	157	4- 6	32	42	82	82	3	3	
DIV. I NON-CONF.	9- 4	84	0- 0	82	137	72	72	3	3	
TOTALS	RPI 1-25	RPI 26-50	W-L RECORDS	RPI 51-100	RPI 101-150	RPI 150+				
16- 14	1- 6	0- 3	OVERALL	3- 2	3- 2	9- 1				
12- 4	1- 2	0- 2	HOME	2- 0	2- 0	7- 0				
3- 8	0- 0	0- 0	AWAY	1- 0	0- 1	2- 0				
1- 2	0- 1	0- 0	NEUTRAL	0- 0	1- 0	0- 1				
9- 4	0- 1	0- 1	NON-CONFERENCE	1- 2	3- 0	5- 0				
7- 1	0- 0	0- 1	HOME	1- 0	2- 0	4- 0				
1- 2	0- 0	0- 0	AWAY	0- 2	0- 0	1- 0				
1- 1	0- 1	0- 0	NEUTRAL	0- 0	1- 0	0- 0				
7- 10	1- 5	0- 2	CONFERENCE	2- 0	0- 2	4- 1				
5- 3	1- 2	0- 1	HOME	1- 0	0- 0	3- 0				
2- 6	0- 3	0- 1	AWAY	1- 0	0- 2	1- 0				
0- 1	0- 0	0- 0	NEUTRAL	0- 0	0- 0	0- 1				

RPI 1-25				RPI 26-50				RPI 51-100				Team's RPI: 82	RPI 101+			
RPI	S	Opponent	Score	RPI	S	Opponent	Score	RPI	S	Opponent	Score		RPI	S	Opponent	Score
1	H	Notre Dame	60 67	35	A	Syracuse	49 66	52	A	Tulane	51 60		101	H	Elon	84 51
7	A	Louisville	58 65	41	H	Pittsburgh	50 60	63	H	Liberty	67 64		110	A	Virginia	63 71
10	A	Florida St.	52 72	44	H	Minnesota	55 60	65	H	Miami (FL)	68 65		120	A	Boston College	59 64
11	N	George Washington	66 74					76	A	Villanova	65 74		138	N	Texas Tech	75 42
14	H	Duke	72 59					86	A	Georgia Tech	65 64		149	H	High Point	66 62
16	A	North Carolina	56 72										155	A	Charlotte	70 63
16	H	North Carolina	63 67										157	H	Tennessee St.	84 55
													186	A	Wake Forest	78 70
													186	H	Wake Forest	71 55
													200	H	Virginia Tech	73 59
													200	N	Virginia Tech	56 57
													203	H	Clemson	76 50
													263	H	Davidson	82 66
													319	H	Mt. St. Mary's	85 60
													337	H	Coppin St.	81 61
LAST 12 Division I GAMES:																
200	N	Virginia Tech	56 57	86	A	Georgia Tech	65 64									
1	H	Notre Dame	60 67	186	H	Wake Forest	71 55									
10	A	Florida St.	52 72	41	H	Pittsburgh	50 60									
14	H	Duke	72 59	110	A	Virginia	63 71									
65	H	Miami (FL)	68 65	35	A	Syracuse	49 66									
120	A	Boston College	59 64	16	H	North Carolina	63 67									

Non-Div I Games:

North Carolina St.

■ Loss,
 ■ Non-Conf, S Site,
 ■ Home
 ■ Away
 N Neutral

North Dakota

Through Games Of March 13, 2015

Average RPI Win:	224	WON-LOST	WINNING	LAST 10	STRENGTH OF	OPP. STRENGTH	TEAM	ADJ.	CONF.	ADJ CONF.
Average RPI Loss:	162	RECORD	PCT. RANK	GAMES	SCHEDULE	OF SCHEDULE	RPI	RPI	RPI	RPI
DIV. I ONLY	15- 14	162	3- 7	242	247	182	182	21	21	
DIV. I NON-CONF.	6- 4	132	0- 0	246	242	125	125	21	21	
TOTALS	RPI 1-25	RPI 26-50	W-L RECORDS	RPI 51-100	RPI 101-150	RPI 150+				
15- 14	0- 0	0- 1	OVERALL	1- 2	2- 5	12- 6				
8- 3	0- 0	0- 1	HOME	1- 0	1- 2	6- 0				
6- 10	0- 0	0- 0	AWAY	0- 2	1- 2	5- 6				
1- 1	0- 0	0- 0	NEUTRAL	0- 0	0- 1	1- 0				
6- 4	0- 0	0- 1	NON-CONFERENCE	0- 1	0- 1	6- 1				
1- 1	0- 0	0- 1	HOME	0- 0	0- 0	1- 0				
4- 3	0- 0	0- 0	AWAY	0- 1	0- 1	4- 1				
1- 0	0- 0	0- 0	NEUTRAL	0- 0	0- 0	1- 0				
9- 10	0- 0	0- 0	CONFERENCE	1- 1	2- 4	6- 5				
7- 2	0- 0	0- 0	HOME	1- 0	1- 2	5- 0				
2- 7	0- 0	0- 0	AWAY	0- 1	1- 1	1- 5				
0- 1	0- 0	0- 0	NEUTRAL	0- 0	0- 1	0- 0				

RPI S	Opponent	Score	RPI S	Opponent	Score	RPI S	Opponent	Score	RPI S	Opponent	Score	Team's RPI: 182
44	H Minnesota	55 68	73	A South Dakota	81 86	102	A Colorado	59 68				
			91	A Montana	51 66	119	A Northern Colo.	68 58				
			91	H Montana	59 52	119	H Northern Colo.	56 67				
						119	N Northern Colo.	64 72				
						129	H Eastern Wash.	96 82				
						135	A Sacramento St.	86 93				
						135	H Sacramento St.	62 64				
						169	A Montana St.	62 80				
						169	H Montana St.	82 74				
						196	H Idaho	68 62				
						203	A Clemson	67 72				
						233	A Western Ill.	85 77				
						237	A Towson	54 52				
						241	A Idaho St.	69 75				
						249	N St. Francis Brooklyn	70 63				
						254	A Southern Utah	66 73				
						254	H Southern Utah	67 52				
						260	A Weber St.	57 54				
						267	A Northern Ariz.	68 72				
						267	H Northern Ariz.	78 62				
						268	A North Dakota St.	90 87				
						281	H Milwaukee	83 76				
						296	A Omaha	72 52				
						312	A Portland St.	70 73				
						312	H Portland St.	76 45				
LAST 12 Division I GAMES:												

Non-Div I Games: Dickinson St. 88 40 Mayville St. 98 54

North Dakota

Loss, Non-Conf, S Site, H Home A Away N Neutral

Average RPI Win:	254	WON-LOST	WINNING	LAST 10	STRENGTH OF	OPP. STRENGTH	TEAM	ADJ.	CONF.	ADJ CONF.
Average RPI Loss:	173	RECORD	PCT. RANK	GAMES	SCHEDULE	OF SCHEDULE	RPI	RPI	RPI	RPI
DIV. I ONLY	10- 18	252	2- 8	263	261	268	268	25	25	
DIV. I NON-CONF.	3- 8	263	0- 0	270	281	290	290	25	25	
TOTALS	RPI 1-25	RPI 26-50	W-L RECORDS	RPI 51-100	RPI 101-150	RPI 150+				
10- 18	0- 0	1- 2	OVERALL	0- 3	0- 2	9- 11				
6- 5	0- 0	1- 0	HOME	0- 1	0- 0	5- 4				
2- 12	0- 0	0- 2	AWAY	0- 2	0- 2	2- 6				
2- 1	0- 0	0- 0	NEUTRAL	0- 0	0- 0	2- 1				
3- 8	0- 0	0- 1	NON-CONFERENCE	0- 1	0- 2	3- 4				
1- 2	0- 0	0- 0	HOME	0- 0	0- 0	1- 2				
0- 6	0- 0	0- 1	AWAY	0- 1	0- 2	0- 2				
2- 0	0- 0	0- 0	NEUTRAL	0- 0	0- 0	2- 0				
7- 10	0- 0	1- 1	CONFERENCE	0- 2	0- 0	6- 7				
5- 3	0- 0	1- 0	HOME	0- 1	0- 0	4- 2				
2- 6	0- 0	0- 1	AWAY	0- 1	0- 0	2- 4				
0- 1	0- 0	0- 0	NEUTRAL	0- 0	0- 0	0- 1				

RPI S	Opponent	Score	RPI S	Opponent	Score	RPI S	Opponent	Score	RPI S	Opponent	Score	Team's RPI: 268
29	A Mississippi St.	58 109	73	A South Dakota	69 84	123	A UNI	41 56				
47	A South Dakota St.	52 82	73	H South Dakota	79 83	131	A New Mexico St.	59 79				
47	H South Dakota St.	83 78	100	A Western Mich.	59 74	154	A Oral Roberts	41 67				
						154	H Oral Roberts	77 64				
						154	N Oral Roberts	58 71				
						182	H North Dakota	87 90				
						211	A Cal St. Fullerton	79 86				
						215	A IUPUI	65 76				
						215	H IUPUI	68 63				
						233	A Western Ill.	66 88				
						233	H Western Ill.	60 66				
						273	A Grand Canyon	54 69				
						281	H Milwaukee	73 77				
						286	H Kent St.	74 68				
						294	N NJIT	60 48				
						296	A Omaha	77 60				
						296	H Omaha	65 73				
						308	N Northeastern	79 72				
						309	A Denver	73 75				
						309	H Denver	87 68				
						314	A IPFW	72 66				
						314	H IPFW	81 60				
LAST 12 Division I GAMES:												
154	N Oral Roberts	58 71	73	H South Dakota	79 83							
309	H Denver	87 68	233	H Western Ill.	60 66							
314	A IPFW	72 66	47	A South Dakota St.	52 82							
215	A IUPUI	65 76	233	A Western Ill.	66 88							
296	H Omaha	65 73	296	A Omaha	77 60							
154	A Oral Roberts	41 67	314	H IPFW	81 60							

Non-Div I Games: Mayville St. 83 66

North Dakota St.

North Florida

Through Games Of March 13, 2015

Average RPI Win:	246	WON-LOST	WINNING	LAST 10	STRENGTH OF	OPP. STRENGTH	TEAM	ADJ.	CONF.	ADJ CONF.
Average RPI Loss:	140	RECORD	PCT. RANK	GAMES	SCHEDULE	OF SCHEDULE	RPI	RPI	RPI	RPI
DIV. I ONLY	9- 19	269	1- 9	152	175	239	239	11	11	
DIV. I NON-CONF.	7- 6	154	0- 0	276	275	190	190	12	12	
TOTALS	RPI 1-25	RPI 26-50	W-L RECORDS	RPI 51-100	RPI 101-150	RPI 150+				
9- 19	0- 4	0- 0	OVERALL	0- 3	1- 1	8- 11				
5- 7	0- 1	0- 0	HOME	0- 1	1- 0	4- 5				
3- 12	0- 3	0- 0	AWAY	0- 2	0- 1	3- 6				
1- 0	0- 0	0- 0	NEUTRAL	0- 0	0- 0	1- 0				
7- 6	0- 1	0- 0	NON-CONFERENCE	0- 1	0- 0	7- 4				
4- 1	0- 0	0- 0	HOME	0- 0	0- 0	4- 1				
2- 5	0- 1	0- 0	AWAY	0- 1	0- 0	2- 3				
1- 0	0- 0	0- 0	NEUTRAL	0- 0	0- 0	1- 0				
2- 13	0- 3	0- 0	CONFERENCE	0- 2	1- 1	1- 7				
1- 6	0- 1	0- 0	HOME	0- 1	1- 0	0- 4				
1- 7	0- 2	0- 0	AWAY	0- 1	0- 1	1- 3				
0- 0	0- 0	0- 0	NEUTRAL	0- 0	0- 0	0- 0				

RPI 1-25				RPI 26-50				RPI 51-100				RPI 101+ Team's RPI: 239			
RPI	S	Opponent	Score	RPI	S	Opponent	Score	RPI	S	Opponent	Score	RPI	S	Opponent	Score
10	A	Florida St.	58 79					54	A	Stetson	45 77	136	A	Northern Ky.	29 67
15	A	FGCU	35 74					54	H	Stetson	38 67	136	H	Northern Ky.	81 79
15	A	FGCU	42 75					65	A	Miami (FL)	53 81	157	A	Tennessee St.	54 53
15	H	FGCU	24 56									160	A	Florida	51 63
												163	A	Kennesaw St.	40 46
												163	H	Kennesaw St.	52 64
												194	H	Mercer	57 55
												201	A	Jacksonville	52 54
												201	H	Jacksonville	56 68
												205	A	Samford	47 81
												220	A	USC Upstate	49 61
												220	H	USC Upstate	50 59
												226	A	UNCW	55 41
												231	H	Georgia St.	59 72
												253	A	Lipscomb	57 54
												253	H	Lipscomb	62 71
												274	A	UCF	56 60
												289	N	Eastern Ky.	62 45
												301	H	Western Caro.	62 45
												315	H	Wofford	68 60
												342	H	UMKC	63 62
LAST 12 Division I GAMES:															
15	A	FGCU	35 74	220	H	USC Upstate	50 59								
54	A	Stetson	45 77	201	H	Jacksonville	56 68								
15	H	FGCU	24 56	220	A	USC Upstate	49 61								
136	A	Northern Ky.	29 67	163	A	Kennesaw St.	40 46								
253	A	Lipscomb	57 54	253	H	Lipscomb	62 71								
163	H	Kennesaw St.	52 64	136	H	Northern Ky.	81 79								

Non-Div I Games: Thomas (GA) 54 39 Edward Waters 62 57

North Florida

Loss, Non-Conf, S Site, H Home A Away N Neutral

North Texas

Through Games Of March 13, 2015

Average RPI Win:	272	WON-LOST	WINNING	LAST 10	STRENGTH OF	OPP. STRENGTH	TEAM	ADJ.	CONF.	ADJ CONF.
Average RPI Loss:	166	RECORD	PCT. RANK	GAMES	SCHEDULE	OF SCHEDULE	RPI	RPI	RPI	RPI
DIV. I ONLY	5- 24	322	3- 7	273	155	331	331	17	17	
DIV. I NON-CONF.	1- 10	329	0- 0	311	203	342	342	18	18	
TOTALS	RPI 1-25	RPI 26-50	W-L RECORDS	RPI 51-100	RPI 101-150	RPI 150+				
5- 24	0- 1	0- 2	OVERALL	0- 2	0- 5	5- 14				
4- 12	0- 1	0- 1	HOME	0- 0	0- 2	4- 8				
1- 12	0- 0	0- 1	AWAY	0- 2	0- 3	1- 6				
0- 0	0- 0	0- 0	NEUTRAL	0- 0	0- 0	0- 0				
1- 10	0- 1	0- 1	NON-CONFERENCE	0- 0	0- 2	1- 6				
0- 7	0- 1	0- 0	HOME	0- 0	0- 1	0- 5				
1- 3	0- 0	0- 1	AWAY	0- 0	0- 1	1- 1				
0- 0	0- 0	0- 0	NEUTRAL	0- 0	0- 0	0- 0				
4- 14	0- 0	0- 1	CONFERENCE	0- 2	0- 3	4- 8				
4- 5	0- 0	0- 1	HOME	0- 0	0- 1	4- 3				
0- 9	0- 0	0- 0	AWAY	0- 2	0- 2	0- 5				
0- 0	0- 0	0- 0	NEUTRAL	0- 0	0- 0	0- 0				

RPI 1-25				RPI 26-50				RPI 51-100				RPI 101+ Team's RPI: 331			
RPI	S	Opponent	Score	RPI	S	Opponent	Score	RPI	S	Opponent	Score	RPI	S	Opponent	Score
22	H	Oklahoma	39 68	27	H	Western Ky.	49 77	66	A	Middle Tenn.	59 85	119	H	Northern Colo.	48 53
				32	A	Texas A&M	38 75	80	A	Southern Miss.	55 67	121	A	Old Dominion	48 70
												121	H	Old Dominion	44 54
												122	A	Louisiana Tech	57 92
												137	A	San Francisco	42 60
												155	A	Charlotte	46 71
												155	H	Charlotte	58 67
												164	H	Texas-Arlington	38 46
												183	A	UTSA	45 53
												183	H	UTSA	54 57
												190	H	Marshall	45 42
												193	A	UAB	40 74
												197	H	Massachusetts	46 56
												223	H	Fla. Atlantic	74 55
												245	A	UTEP	58 60
												245	H	UTEP	61 69
												255	A	SMU	55 62
												270	A	Rice	55 58
												270	H	Rice	53 48
												288	H	Houston	42 46
												303	H	Eastern Ill.	57 59
												309	H	Denver	55 63
												335	H	FIU	77 61
												342	A	UMKC	65 47
LAST 12 Division I GAMES:															
183	H	UTSA	54 57	66	A	Middle Tenn.	59 85								
245	H	UTEP	61 69	193	A	UAB	40 74								
121	A	Old Dominion	48 70	190	H	Marshall	45 42								
155	A	Charlotte	46 71	27	H	Western Ky.	49 77								
335	H	FIU	77 61	270	A	Rice	55 58								
223	H	Fla. Atlantic	74 55	80	A	Southern Miss.	55 67								

Non-Div I Games:

North Texas

■ Loss,
 ■ Non-Conf, S Site,
 ■ Home
 ■ Away
 N Neutral

Northeastern

Through Games Of March 13, 2015

Average RPI Win:	185	WON-LOST	WINNING	LAST 10	STRENGTH OF	OPP. STRENGTH	TEAM	ADJ.	CONF.	ADJ CONF.
Average RPI Loss:	154	RECORD	PCT. RANK	GAMES	SCHEDULE	OF SCHEDULE	RPI	RPI	RPI	RPI
DIV. I ONLY	4- 25	333	0- 10	158	141	308	308	14	14	
DIV. I NON-CONF.	3- 7	250	0- 0	133	218	219	219	11	11	
TOTALS	RPI 1-25	RPI 26-50	W-L RECORDS	RPI 51-100	RPI 101-150	RPI 150+				
4- 25	0- 0	0- 3	OVERALL	1- 5	1- 4	2- 13				
3- 9	0- 0	0- 1	HOME	0- 2	1- 1	2- 5				
1- 14	0- 0	0- 2	AWAY	1- 3	0- 3	0- 6				
0- 2	0- 0	0- 0	NEUTRAL	0- 0	0- 0	0- 2				
3- 7	0- 0	0- 1	NON-CONFERENCE	1- 1	1- 2	1- 3				
2- 1	0- 0	0- 0	HOME	0- 0	1- 0	1- 1				
1- 5	0- 0	0- 1	AWAY	1- 1	0- 2	0- 1				
0- 1	0- 0	0- 0	NEUTRAL	0- 0	0- 0	0- 1				
1- 18	0- 0	0- 2	CONFERENCE	0- 4	0- 2	1- 10				
1- 8	0- 0	0- 1	HOME	0- 2	0- 1	1- 4				
0- 9	0- 0	0- 1	AWAY	0- 2	0- 1	0- 5				
0- 1	0- 0	0- 0	NEUTRAL	0- 0	0- 0	0- 1				

RPI	S	Opponent	Score	RPI	S	Opponent	Score	RPI	S	Opponent	Score	RPI	S	Opponent	Score	Team's RPI: 308
30	A	James Madison	47 82	74	A	Drexel	35 58	101	A	Elon	77 80					
30	H	James Madison	55 77	74	H	Drexel	42 58	101	H	Elon	73 74					
43	A	Rutgers	60 74	77	A	Albany (NY)	70 67	117	H	Marist	58 51					
				95	A	Maine	51 60	118	A	Harvard	65 67					
				97	A	Hofstra	83 85	120	A	Boston College	56 66					
				97	H	Hofstra	45 66	177	A	Delaware	61 70					
								177	H	Delaware	48 54					
								177	N	Delaware	61 73					
								179	A	William & Mary	47 62					
								179	H	William & Mary	66 72					
								208	H	New Hampshire	62 63					
								223	A	Fla. Atlantic	74 81					
								226	A	UNCW	78 84					
								226	H	UNCW	73 64					
								237	A	Towson	61 65					
								237	H	Towson	64 72					
								268	N	North Dakota St.	72 79					
								285	A	Col. of Charleston	38 59					
								285	H	Col. of Charleston	54 56					
								321	H	Boston U.	75 74					
LAST 12 Division I GAMES:																
177	N	Delaware	61 73	226	A	UNCW	78 84									
74	H	Drexel	42 58	237	H	Towson	64 72									
179	A	William & Mary	47 62	177	A	Delaware	61 70									
30	A	James Madison	47 82	179	H	William & Mary	66 72									
285	H	Col. of Charleston	54 56	97	H	Hofstra	45 66									
101	H	Elon	73 74	101	A	Elon	77 80									

Non-Div I Games:

Northeastern

■ Loss,
 ■ Non-Conf,
 ■ S Site,
 ■ Home
 ■ A Away
 N Neutral

Northern Ariz.

Through Games Of March 13, 2015

Average RPI Win:	238	WON-LOST	WINNING	LAST 10	STRENGTH OF	OPP. STRENGTH	TEAM	ADJ.	CONF.	ADJ CONF.
Average RPI Loss:	171	RECORD	PCT. RANK	GAMES	SCHEDULE	OF SCHEDULE	RPI	RPI	RPI	RPI
DIV. I ONLY	12- 16	226	4- 6	306	213	267	267	21	21	
DIV. I NON-CONF.	3- 6	234	0- 0	338	151	330	330	21	21	
TOTALS	RPI 1-25	RPI 26-50	W-L RECORDS	RPI 51-100	RPI 101-150	RPI 150+				
12- 16	0- 0	0- 0	OVERALL	0- 3	2- 4	10- 9				
10- 4	0- 0	0- 0	HOME	0- 2	1- 1	9- 1				
2- 11	0- 0	0- 0	AWAY	0- 1	1- 2	1- 8				
0- 1	0- 0	0- 0	NEUTRAL	0- 0	0- 1	0- 0				
3- 6	0- 0	0- 0	NON-CONFERENCE	0- 2	0- 0	3- 4				
3- 2	0- 0	0- 0	HOME	0- 1	0- 0	3- 1				
0- 4	0- 0	0- 0	AWAY	0- 1	0- 0	0- 3				
0- 0	0- 0	0- 0	NEUTRAL	0- 0	0- 0	0- 0				
9- 10	0- 0	0- 0	CONFERENCE	0- 1	2- 4	7- 5				
7- 2	0- 0	0- 0	HOME	0- 1	1- 1	6- 0				
2- 7	0- 0	0- 0	AWAY	0- 0	1- 2	1- 5				
0- 1	0- 0	0- 0	NEUTRAL	0- 0	0- 1	0- 0				

RPI S	Opponent	Score	RPI S	Opponent	Score	RPI S	Opponent	Score	RPI S	Opponent	Score	Team's RPI: 267
						81	H CSUN	71 77	119	A Northern Colo.	51 49	
						91	H Montana	42 69	119	H Northern Colo.	67 88	
						96	A New Mexico	37 56	129	A Eastern Wash.	42 73	
									129	N Eastern Wash.	57 73	
									135	A Sacramento St.	81 105	
									135	H Sacramento St.	64 60	
									164	A Texas-Arlington	62 80	
									169	H Montana St.	79 64	
									180	A Oregon	47 59	
									182	A North Dakota	62 78	
									182	H North Dakota	72 68	
									196	A Idaho	43 78	
									230	H Pepperdine	63 66	
									241	A Idaho St.	68 69	
									241	H Idaho St.	64 47	
									245	A UTEP	58 82	
									254	A Southern Utah	53 63	
									254	H Southern Utah	73 64	
									260	A Weber St.	53 66	
									260	H Weber St.	56 52	
									272	H Loyola Marymount	82 64	
									275	H UC Irvine	66 35	
									312	A Portland St.	79 62	
									312	H Portland St.	94 46	
									330	H UC Santa Barbara	67 49	
LAST 12 Division I GAMES:												
			129	N Eastern Wash.	57 73	196	A Idaho	43 78				
			135	A Sacramento St.	81 105	260	H Weber St.	56 52				
			312	A Portland St.	79 62	241	H Idaho St.	64 47				
			119	H Northern Colo.	67 88	182	A North Dakota	62 78				
			182	H North Dakota	72 68	119	A Northern Colo.	51 49				
			129	A Eastern Wash.	42 73	254	H Southern Utah	73 64				

Non-Div I Games: Western N.M. 54 58 Fort Lewis 61 43

Northern Ariz.

Loss, Non-Conf, S Site, H Home A Away N Neutral

Average RPI Win: 226	WON-LOST	WINNING	LAST 10	STRENGTH OF	OPP. STRENGTH	TEAM	ADJ.	CONF.	ADJ CONF.
Average RPI Loss: 144	RECORD	PCT. RANK	GAMES	SCHEDULE	OF SCHEDULE	RPI	RPI	RPI	RPI
DIV. I ONLY	19- 11	89	10- 0	233	216	119	119	21	21
DIV. I NON-CONF.	5- 5	158	0- 0	249	159	164	164	21	21
TOTALS	RPI 1-25	RPI 26-50	W-L RECORDS	RPI 51-100	RPI 101-150	RPI 150+			
19- 11	0- 1	0- 3	OVERALL	1- 1	3- 1	15- 5			
8- 4	0- 0	0- 1	HOME	0- 1	2- 0	6- 2			
9- 7	0- 1	0- 2	AWAY	1- 0	0- 1	8- 3			
2- 0	0- 0	0- 0	NEUTRAL	0- 0	1- 0	1- 0			
5- 5	0- 1	0- 3	NON-CONFERENCE	0- 0	0- 0	5- 1			
2- 1	0- 0	0- 1	HOME	0- 0	0- 0	2- 0			
3- 4	0- 1	0- 2	AWAY	0- 0	0- 0	3- 1			
0- 0	0- 0	0- 0	NEUTRAL	0- 0	0- 0	0- 0			
14- 6	0- 0	0- 0	CONFERENCE	1- 1	3- 1	10- 4			
6- 3	0- 0	0- 0	HOME	0- 1	2- 0	4- 2			
6- 3	0- 0	0- 0	AWAY	1- 0	0- 1	5- 2			
2- 0	0- 0	0- 0	NEUTRAL	0- 0	1- 0	1- 0			

RPI 1-25				RPI 26-50				RPI 51-100				RPI 101+ Team's RPI: 119			
RPI	S	Opponent	Score	RPI	S	Opponent	Score	RPI	S	Opponent	Score	RPI	S	Opponent	Score
15	A	FGCU	56 69	26	A	South Fla.	43 84	91	A	Montana	52 51	129	H	Eastern Wash.	64 56
				36	A	Nebraska	56 63	91	H	Montana	58 64	135	A	Sacramento St.	71 76
				47	H	South Dakota St.	48 71					135	H	Sacramento St.	78 76
												135	N	Sacramento St.	81 79
												169	A	Montana St.	84 63
												169	H	Montana St.	80 61
												182	A	North Dakota	67 56
												182	H	North Dakota	58 68
												182	N	North Dakota	72 64
												196	H	Idaho	70 52
												241	A	Idaho St.	61 70
												254	A	Southern Utah	88 66
												254	H	Southern Utah	87 58
												255	A	SMU	57 44
												260	A	Weber St.	52 59
												267	A	Northern Ariz.	88 67
												267	H	Northern Ariz.	49 51
												273	H	Grand Canyon	66 47
												279	A	Utah St.	61 65
												296	A	Omaha	67 58
												312	A	Portland St.	68 54
												312	H	Portland St.	90 50
												331	A	North Texas	53 48
												345	H	Air Force	76 35
LAST 12 Division I GAMES:															
				135	N	Sacramento St.	81 79	135	H	Sacramento St.	78 76				
				182	N	North Dakota	72 64	91	A	Montana	52 51				
				182	A	North Dakota	67 56	169	A	Montana St.	84 63				
				267	A	Northern Ariz.	88 67	254	H	Southern Utah	87 58				
				254	A	Southern Utah	88 66	267	H	Northern Ariz.	49 51				
				312	H	Portland St.	90 50	260	A	Weber St.	52 59				

Non-Div I Games: Western St. 85 37

Northern Colo.

■ Loss,
 ■ Non-Conf, S Site,
 ■ Home
 ■ Away
 N Neutral

Northern Ill.

Through Games Of March 13, 2015

Average RPI Win: 220	WON-LOST	WINNING	LAST 10	STRENGTH OF	OPP. STRENGTH	TEAM	ADJ.	CONF.	ADJ CONF.
Average RPI Loss: 160	RECORD	PCT. RANK	GAMES	SCHEDULE	OF SCHEDULE	RPI	RPI	RPI	RPI
DIV. I ONLY	12- 17	234	3- 7	288	187	251	251	15	15
DIV. I NON-CONF.	4- 6	207	0- 0	339	280	294	294	17	17
TOTALS	RPI 1-25	RPI 26-50	W-L RECORDS	RPI 51-100	RPI 101-150	RPI 150+			
12- 17	0- 0	0- 1	OVERALL	2- 4	2- 5	8- 7			
9- 4	0- 0	0- 0	HOME	2- 1	1- 1	6- 2			
2- 12	0- 0	0- 0	AWAY	0- 3	1- 4	1- 5			
1- 1	0- 0	0- 1	NEUTRAL	0- 0	0- 0	1- 0			
4- 6	0- 0	0- 1	NON-CONFERENCE	0- 0	0- 2	4- 3			
2- 1	0- 0	0- 0	HOME	0- 0	0- 0	2- 1			
1- 4	0- 0	0- 0	AWAY	0- 0	0- 2	1- 2			
1- 1	0- 0	0- 1	NEUTRAL	0- 0	0- 0	1- 0			
8- 11	0- 0	0- 0	CONFERENCE	2- 4	2- 3	4- 4			
7- 3	0- 0	0- 0	HOME	2- 1	1- 1	4- 1			
1- 8	0- 0	0- 0	AWAY	0- 3	1- 2	0- 3			
0- 0	0- 0	0- 0	NEUTRAL	0- 0	0- 0	0- 0			

RPI S	Opponent	Score	RPI S	Opponent	Score	RPI S	Opponent	Score	RPI S	Opponent	Score	Team's RPI: 251
47 N	South Dakota St.	42 55	53 A	Ohio	40 67	104 A	Missouri	44 47				
			89 H	Akron	62 56	123 A	UNI	42 51				
			94 A	Eastern Mich.	52 60	125 A	Buffalo	43 47				
			94 H	Eastern Mich.	54 48	126 A	Toledo	57 73				
			100 A	Western Mich.	45 50	126 H	Toledo	68 64				
			100 H	Western Mich.	51 60	128 A	Ball St.	65 62				
						128 H	Ball St.	50 51				
						172 A	Central Mich.	43 56				
						172 H	Central Mich.	44 49				
						172 H	Central Mich.	69 62				
						173 H	SIUE	69 47				
						209 A	Ill.-Chicago	47 61				
						278 H	Miami (OH)	60 49				
						282 H	Valparaiso	50 65				
						286 A	Kent St.	52 54				
						286 H	Kent St.	66 49				
						293 A	Bowling Green	59 65				
						293 H	Bowling Green	67 50				
						303 A	Eastern Ill.	46 55				
						325 A	Bradley	67 54				
						326 H	Illinois St.	55 51				
						347 N	Delaware St.	79 59				
LAST 12 Division I GAMES:												
172 H	Central Mich.	44 49	126 A	Toledo	57 73							
100 A	Western Mich.	45 50	286 A	Kent St.	52 54							
126 H	Toledo	68 64	100 H	Western Mich.	51 60							
94 A	Eastern Mich.	52 60	89 H	Akron	62 56							
172 H	Central Mich.	69 62	278 H	Miami (OH)	60 49							
128 H	Ball St.	50 51	128 A	Ball St.	65 62							

Non-Div I Games:

Northern Ill.

■ Loss,
■ Non-Conf,
■ S Site,
■ H Home
■ A Away
N Neutral

Average RPI Win: 224	WON-LOST	WINNING	LAST 10	STRENGTH OF	OPP. STRENGTH	TEAM	ADJ.	CONF.	ADJ CONF.
Average RPI Loss: 128	RECORD	PCT. RANK	GAMES	SCHEDULE	OF SCHEDULE	RPI	RPI	RPI	RPI
DIV. I ONLY	18- 12	107	6- 4	202	157	136	136	11	11
DIV. I NON-CONF.	8- 6	136	0- 0	313	241	210	210	12	12
TOTALS	RPI 1-25	RPI 26-50	W-L RECORDS	RPI 51-100	RPI 101-150	RPI 150+			
18- 12	0- 3	0- 0	OVERALL	2- 4	0- 0	16- 5			
8- 5	0- 1	0- 0	HOME	1- 2	0- 0	7- 2			
6- 7	0- 2	0- 0	AWAY	1- 2	0- 0	5- 3			
4- 0	0- 0	0- 0	NEUTRAL	0- 0	0- 0	4- 0			
8- 6	0- 1	0- 0	NON-CONFERENCE	0- 3	0- 0	8- 2			
2- 3	0- 0	0- 0	HOME	0- 2	0- 0	2- 1			
2- 3	0- 1	0- 0	AWAY	0- 1	0- 0	2- 1			
4- 0	0- 0	0- 0	NEUTRAL	0- 0	0- 0	4- 0			
10- 6	0- 2	0- 0	CONFERENCE	2- 1	0- 0	8- 3			
6- 2	0- 1	0- 0	HOME	1- 0	0- 0	5- 1			
4- 4	0- 1	0- 0	AWAY	1- 1	0- 0	3- 2			
0- 0	0- 0	0- 0	NEUTRAL	0- 0	0- 0	0- 0			

RPI 1-25				RPI 26-50				RPI 51-100				RPI 101+ Team's RPI: 136			
RPI	S	Opponent	Score	RPI	S	Opponent	Score	RPI	S	Opponent	Score	RPI	S	Opponent	Score
8	A	Kentucky	64 82					53	H	Ohio	38 77	163	A	Kennesaw St.	58 66
15	A	FGCU	47 75					54	A	Stetson	56 73	163	H	Kennesaw St.	68 61
15	H	FGCU	46 67					54	A	Stetson	53 52	177	N	Delaware	63 58
								54	H	Stetson	68 62	201	A	Jacksonville	70 59
								83	H	Wright St.	60 72	201	H	Jacksonville	62 76
								89	A	Akron	49 82	215	H	IUPUI	57 43
												220	A	USC Upstate	83 60
												220	H	USC Upstate	64 45
												220	H	USC Upstate	77 74
												239	A	North Florida	79 81
												239	H	North Florida	67 29
												248	A	Marquette	77 68
												253	A	Lipscomb	81 70
												253	H	Lipscomb	64 57
												256	H	Cincinnati	66 52
												273	N	Grand Canyon	52 45
												297	H	Loyola Chicago	38 45
												310	N	UNC Greensboro	66 58
												314	A	IPFW	59 65
												326	A	Illinois St.	59 48
												347	N	Delaware St.	76 55
LAST 12 Division I GAMES:															
54	A	Stetson	53 52	54	A	Stetson	56 73								
220	H	USC Upstate	64 45	15	A	FGCU	47 75								
220	A	USC Upstate	83 60	253	H	Lipscomb	64 57								
163	H	Kennesaw St.	68 61	15	H	FGCU	46 67								
239	H	North Florida	67 29	54	H	Stetson	68 62								
201	H	Jacksonville	62 76	201	A	Jacksonville	70 59								

Non-Div I Games: Georgetown (KY) 78 57

Northern Ky.

■ Loss,
 ■ Non-Conf,
 ■ S Site,
 ■ Home
 ■ A Away
 N Neutral

Northwestern

Through Games Of March 13, 2015

Average RPI Win:	143	WON-LOST	WINNING	LAST 10	STRENGTH OF	OPP. STRENGTH	TEAM	ADJ.	CONF.	ADJ CONF.
Average RPI Loss:	46	RECORD	PCT. RANK	GAMES	SCHEDULE	OF SCHEDULE	RPI	RPI	RPI	RPI
DIV. I ONLY	23- 8	41	8- 2	54	38	34	34	4	4	
DIV. I NON-CONF.	10- 1	17	0- 0	222	144	44	44	2	2	
TOTALS	RPI 1-25	RPI 26-50	W-L RECORDS	RPI 51-100	RPI 101-150	RPI 150+				
23- 8	0- 5	6- 1	OVERALL	3- 1	4- 0	10- 1				
11- 3	0- 2	4- 0	HOME	1- 1	2- 0	4- 0				
10- 4	0- 2	1- 1	AWAY	2- 0	2- 0	5- 1				
2- 1	0- 1	1- 0	NEUTRAL	0- 0	0- 0	1- 0				
10- 1	0- 1	2- 0	NON-CONFERENCE	0- 0	1- 0	7- 0				
5- 0	0- 0	1- 0	HOME	0- 0	1- 0	3- 0				
4- 1	0- 1	1- 0	AWAY	0- 0	0- 0	3- 0				
1- 0	0- 0	0- 0	NEUTRAL	0- 0	0- 0	1- 0				
13- 7	0- 4	4- 1	CONFERENCE	3- 1	3- 0	3- 1				
6- 3	0- 2	3- 0	HOME	1- 1	1- 0	1- 0				
6- 3	0- 1	0- 1	AWAY	2- 0	2- 0	2- 1				
1- 1	0- 1	1- 0	NEUTRAL	0- 0	0- 0	0- 0				

RPI 1-25				RPI 26-50				Team's RPI: 34	RPI 51-100				RPI 101+			
RPI	S	Opponent	Score	RPI	S	Opponent	Score		RPI	S	Opponent	Score	RPI	S	Opponent	Score
6	H	Maryland	48 69	28	A	Ohio St.	64 73		67	A	Michigan	63 62	106	A	Illinois	68 67
6	N	Maryland	63 74	36	H	Nebraska	59 51		67	H	Michigan	66 73	106	H	Illinois	64 58
9	A	Iowa	70 83	37	A	DePaul	97 91		79	A	Michigan St.	61 57	115	H	Hampton	62 36
9	H	Iowa	99 102	39	H	Gonzaga	62 43		79	H	Michigan St.	77 70	133	A	Purdue	73 65
17	A	Arizona St.	75 88	43	H	Rutgers	80 60						162	A	Wisconsin	86 83
				43	N	Rutgers	62 57						162	H	Wisconsin	68 46
				44	H	Minnesota	70 49						166	A	Indiana	75 69
													200	A	Virginia Tech	70 45
													209	H	Ill.-Chicago	61 40
													227	A	Penn St.	75 76
													234	A	UNLV	88 84
													286	H	Kent St.	72 54
													297	H	Loyola Chicago	70 33
													303	N	Eastern Ill.	92 44
													343	A	Chicago St.	102 48
LAST 12 Division I GAMES:																
		6 N Maryland	63 74			67 A Michigan	63 62									
		43 N Rutgers	62 57			133 A Purdue	73 65									
		6 H Maryland	48 69			106 H Illinois	64 58									
		43 H Rutgers	80 60			166 A Indiana	75 69									
		162 A Wisconsin	86 83			44 H Minnesota	70 49									
		36 H Nebraska	59 51			9 H Iowa	99 102									

Non-Div I Games:

Northwestern

■ Loss,
 ■ Non-Conf,
 ■ S Site,
 ■ H Home
 ■ A Away
 N Neutral

Average RPI Win:	256	WON-LOST	WINNING	LAST 10	STRENGTH OF	OPP. STRENGTH	TEAM	ADJ.	CONF.	ADJ CONF.
Average RPI Loss:	178	RECORD	PCT. RANK	GAMES	SCHEDULE	OF SCHEDULE	RPI	RPI	RPI	RPI
DIV. I ONLY	13- 14	191	5- 5	238	287	211	211	27	27	
DIV. I NON-CONF.	1- 6	316	0- 0	99	34	264	264	27	27	
TOTALS	RPI 1-25	RPI 26-50	W-L RECORDS	RPI 51-100	RPI 101-150	RPI 150+				
13- 14	0- 1	0- 3	OVERALL	0- 0	1- 2	12- 8				
7- 3	0- 0	0- 0	HOME	0- 0	1- 1	6- 2				
4- 11	0- 1	0- 3	AWAY	0- 0	0- 1	4- 6				
2- 0	0- 0	0- 0	NEUTRAL	0- 0	0- 0	2- 0				
1- 6	0- 1	0- 3	NON-CONFERENCE	0- 0	1- 0	0- 2				
1- 0	0- 0	0- 0	HOME	0- 0	1- 0	0- 0				
0- 6	0- 1	0- 3	AWAY	0- 0	0- 0	0- 2				
0- 0	0- 0	0- 0	NEUTRAL	0- 0	0- 0	0- 0				
12- 8	0- 0	0- 0	CONFERENCE	0- 0	0- 2	12- 6				
6- 3	0- 0	0- 0	HOME	0- 0	0- 1	6- 2				
4- 5	0- 0	0- 0	AWAY	0- 0	0- 1	4- 4				
2- 0	0- 0	0- 0	NEUTRAL	0- 0	0- 0	2- 0				

RPI 1-25				RPI 26-50				RPI 51-100				RPI 101+ Team's RPI: 211			
RPI	S	Opponent	Score	RPI	S	Opponent	Score	RPI	S	Opponent	Score	RPI	S	Opponent	Score
21	A	Texas	34 74	32	A	Texas A&M	42 75					122	H	Louisiana Tech	69 57
				42	A	Arkansas	30 78					124	A	Stephen F. Austin	45 56
				46	A	Oklahoma St.	44 89					124	H	Stephen F. Austin	61 69
												184	H	Lamar	72 82
												216	A	Nicholls St.	40 59
												216	H	Nicholls St.	74 71
												216	N	Nicholls St.	84 67
												217	A	McNeese St.	57 68
												217	H	McNeese St.	75 54
												250	A	A&M-Corpus Christi	66 59
												252	H	Abilene Christian	61 56
												258	A	Central Ark.	46 63
												258	H	Central Ark.	54 52
												258	N	Central Ark.	63 49
												264	A	Houston Baptist	78 68
												276	A	Jackson St.	61 62
												295	A	Sam Houston St.	66 57
												305	A	New Orleans	75 63
												305	H	New Orleans	70 72
												313	A	Grambling	41 44
												332	A	Southeastern La.	52 58
												332	H	Southeastern La.	71 60
												340	H	Incarinate Word	73 51
LAST 12 Division I GAMES:															
				216	N	Nicholls St.	84 67	216	A	Nicholls St.	40 59				
				258	N	Central Ark.	63 49	217	A	McNeese St.	57 68				
				305	H	New Orleans	70 72	258	H	Central Ark.	54 52				
				124	A	Stephen F. Austin	45 56	124	H	Stephen F. Austin	61 69				
				332	H	Southeastern La.	71 60	332	A	Southeastern La.	52 58				
				305	A	New Orleans	75 63	258	A	Central Ark.	46 63				

Non-Div I Games: Central Baptist 71 43 LSU-Alexandria 86 58 Ark.-Monticello 61 56 LeTourneau 78 35 Northwestern St.

Notre Dame

Through Games Of March 13, 2015

REGULAR SEASON				THROUGH GAMES OF MARCH 15, 2013						
Average RPI Win:	79	WON-LOST	WINNING	LAST 10	STRENGTH OF	OPP. STRENGTH	TEAM	ADJ.	CONF.	ADJ CONF.
Average RPI Loss:	35	RECORD	PCT. RANK	GAMES	SCHEDULE	OF SCHEDULE	RPI	RPI	RPI	RPI
DIV. I ONLY	31- 2	3	10- 0	3	1	1	1	3	3	
DIV. I NON-CONF.	13- 1	4	0- 0	3	2	2	2	3	3	
<hr/>										
TOTALS	RPI 1-25	RPI 26-50		W-L RECORDS		RPI 51-100	RPI 101-150	RPI 150+		
31- 2	10- 1	3- 0		OVERALL		8- 1	5- 0	5- 0		
17- 1	7- 1	1- 0		HOME		3- 0	3- 0	3- 0		
10- 1	1- 0	2- 0		AWAY		4- 1	1- 0	2- 0		
4- 0	2- 0	0- 0		NEUTRAL		1- 0	1- 0	0- 0		
13- 1	4- 1	1- 0		NON-CONFERENCE		4- 0	2- 0	2- 0		
9- 1	4- 1	0- 0		HOME		2- 0	1- 0	2- 0		
3- 0	0- 0	1- 0		AWAY		2- 0	0- 0	0- 0		
1- 0	0- 0	0- 0		NEUTRAL		0- 0	1- 0	0- 0		
18- 1	6- 0	2- 0		CONFERENCE		4- 1	3- 0	3- 0		
8- 0	3- 0	1- 0		HOME		1- 0	2- 0	1- 0		
7- 1	1- 0	1- 0		AWAY		2- 1	1- 0	2- 0		
3- 0	2- 0	0- 0		NEUTRAL		1- 0	0- 0	0- 0		

RPI	S	Opponent	Score	RPI	S	Opponent	Score	RPI	S	Opponent	Score	RPI	S	Opponent	Score
2	H	Tennessee	88 77	35	A	Syracuse	85 74	65	A	Miami (FL)	63 78	105	N	Kansas	89 47
5	H	UConn	58 76	37	A	DePaul	94 93	65	N	Miami (FL)	77 61	110	H	Virginia	75 54
6	H	Maryland	92 72	41	H	Pittsburgh	87 59	67	H	Michigan	70 50	118	H	Harvard	97 43
7	H	Louisville	68 52					79	A	Michigan St.	71 63	120	A	Boston College	89 56
10	H	Florida St.	74 68					82	A	North Carolina St.	67 60	120	H	Boston College	104 58
10	N	Florida St.	71 58					86	A	Georgia Tech	71 61	186	H	Wake Forest	92 63
14	H	Duke	63 50					86	H	Georgia Tech	89 76	188	H	Holy Cross	104 29
14	N	Duke	55 49					87	H	Saint Joseph's	64 50	200	A	Virginia Tech	74 50
16	A	North Carolina	89 79					93	A	UCLA	82 67	203	A	Clemson	74 36
20	H	Chattanooga	88 53									218	H	UMass Lowell	105 51
25	H	Quinnipiac	112 52												
LAST 12 Division I GAMES:															
		10 N Florida St.	71 58			86 A Georgia Tech	71 61								
		14 N Duke	55 49			14 H Duke	63 50								
		65 N Miami (FL)	77 61			120 A Boston College	89 56								
		82 A North Carolina St.	67 60			110 H Virginia	75 54								
		41 H Pittsburgh	87 59			186 H Wake Forest	92 63								
		7 H Louisville	68 52			200 A Virginia Tech	74 50								

Non-Div I Games:

Notre Dame

Loss, Non-Conf, S Site, H Home A Away N Neutral

Oakland

Through Games Of March 13, 2015

Average RPI Win: 235	WON-LOST	WINNING	LAST 10	STRENGTH OF	OPP. STRENGTH	TEAM	ADJ.	CONF.	ADJ CONF.
Average RPI Loss: 140	RECORD	PCT. RANK	GAMES	SCHEDULE	OF SCHEDULE	RPI	RPI	RPI	RPI
DIV. I ONLY	10- 18	252	3- 7	207	158	236	236	12	12
DIV. I NON-CONF.	4- 7	221	0- 0	330	174	272	272	15	15
TOTALS	RPI 1-25	RPI 26-50	W-L RECORDS	RPI 51-100	RPI 101-150	RPI 150+			
10- 18	1- 1	0- 0	OVERALL	1- 6	0- 3	8- 8			
6- 5	0- 1	0- 0	HOME	1- 1	0- 1	5- 2			
4- 13	1- 0	0- 0	AWAY	0- 5	0- 2	3- 6			
0- 0	0- 0	0- 0	NEUTRAL	0- 0	0- 0	0- 0			
4- 7	0- 0	0- 0	NON-CONFERENCE	0- 2	0- 1	4- 4			
2- 1	0- 0	0- 0	HOME	0- 0	0- 0	2- 1			
2- 6	0- 0	0- 0	AWAY	0- 2	0- 1	2- 3			
0- 0	0- 0	0- 0	NEUTRAL	0- 0	0- 0	0- 0			
6- 11	1- 1	0- 0	CONFERENCE	1- 4	0- 2	4- 4			
4- 4	0- 1	0- 0	HOME	1- 1	0- 1	3- 1			
2- 7	1- 0	0- 0	AWAY	0- 3	0- 1	1- 3			
0- 0	0- 0	0- 0	NEUTRAL	0- 0	0- 0	0- 0			

RPI 1-25				RPI 26-50				RPI 51-100				RPI 101+ Team's RPI: 236			
RPI	S	Opponent	Score	RPI	S	Opponent	Score	RPI	S	Opponent	Score	RPI	S	Opponent	Score
23	A	Green Bay	70 67					65	A	Miami (FL)	53 66	108	A	Cleveland St.	74 80
23	H	Green Bay	55 70					78	A	Youngstown St.	54 76	108	H	Cleveland St.	64 72
								78	H	Youngstown St.	85 82	128	A	Ball St.	50 75
								79	A	Michigan St.	64 79	153	A	Dartmouth	54 59
								83	A	Wright St.	60 95	166	H	Indiana	61 88
								83	A	Wright St.	66 92	172	A	Central Mich.	69 74
								83	H	Wright St.	89 108	209	A	Ill.-Chicago	54 64
												209	H	Ill.-Chicago	60 75
												222	A	Detroit	62 73
												222	H	Detroit	64 58
												250	A	A&M-Corpus Christi	61 54
												274	A	UCF	65 98
												278	H	Miami (OH)	65 51
												281	A	Milwaukee	60 66
												281	H	Milwaukee	89 56
												282	A	Valparaiso	71 54
												282	H	Valparaiso	70 55
												314	A	IPFW	92 84
												343	H	Chicago St.	66 40
LAST 12 Division I GAMES:															
83	A	Wright St.	60 95	108	A	Cleveland St.	74 80								
282	H	Valparaiso	70 55	78	A	Youngstown St.	54 76								
209	A	Ill.-Chicago	54 64	281	A	Milwaukee	60 66								
23	H	Green Bay	55 70	23	A	Green Bay	70 67								
83	A	Wright St.	66 92	108	H	Cleveland St.	64 72								
222	H	Detroit	64 58	83	H	Wright St.	89 108								

Non-Div I Games: Concordia (MI) 109 62 Rochester College 96 38

Oakland

Loss, Non-Conf, S Site, H Home A Away N Neutral

Average RPI Win:	203	WON-LOST	WINNING	LAST 10	STRENGTH OF	OPP. STRENGTH	TEAM	ADJ.	CONF.	ADJ CONF.
Average RPI Loss:	73	RECORD	PCT. RANK	GAMES	SCHEDULE	OF SCHEDULE	RPI	RPI	RPI	RPI
DIV. I ONLY	26- 4	16	9- 1	206	192	53	53	15	15	
DIV. I NON-CONF.	9- 2	35	0- 0	256	215	108	108	17	17	
TOTALS	RPI 1-25	RPI 26-50	W-L RECORDS	RPI 51-100	RPI 101-150	RPI 150+				
26- 4	0- 0	0- 1	OVERALL	3- 3	7- 0	16- 0				
13- 3	0- 0	0- 1	HOME	1- 2	3- 0	9- 0				
10- 1	0- 0	0- 0	AWAY	2- 1	3- 0	5- 0				
3- 0	0- 0	0- 0	NEUTRAL	0- 0	1- 0	2- 0				
9- 2	0- 0	0- 1	NON-CONFERENCE	0- 1	2- 0	7- 0				
5- 2	0- 0	0- 1	HOME	0- 1	1- 0	4- 0				
2- 0	0- 0	0- 0	AWAY	0- 0	1- 0	1- 0				
2- 0	0- 0	0- 0	NEUTRAL	0- 0	0- 0	2- 0				
17- 2	0- 0	0- 0	CONFERENCE	3- 2	5- 0	9- 0				
8- 1	0- 0	0- 0	HOME	1- 1	2- 0	5- 0				
8- 1	0- 0	0- 0	AWAY	2- 1	2- 0	4- 0				
1- 0	0- 0	0- 0	NEUTRAL	0- 0	1- 0	0- 0				

RPI S	Opponent	Score	RPI S	Opponent	Score	RPI S	Opponent	Score	RPI S	Opponent	Score
30	H James Madison	62 69	68	H East Carolina	68 76	108	H Cleveland St.	71 64			
			89	A Akron	71 55	125	A Buffalo	61 50			
			89	H Akron	72 60	125	H Buffalo	78 70			
			94	A Eastern Mich.	82 59	125	N Buffalo	63 55			
			94	H Eastern Mich.	61 73	126	H Toledo	65 58			
			100	A Western Mich.	51 61	128	A Ball St.	60 53			
						136	A Northern Ky.	77 38			
						172	A Central Mich.	74 66			
						172	H Central Mich.	71 51			
						185	N La Salle	74 63			
						197	N Massachusetts	59 52			
						222	H Detroit	60 57			
						246	H Morehead St.	87 67			
						251	H Northern Ill.	67 40			
						278	A Miami (OH)	67 45			
						278	H Miami (OH)	75 60			
						286	A Kent St.	69 56			
						286	H Kent St.	58 44			
						293	A Bowling Green	71 46			
						293	H Bowling Green	67 47			
						315	H Wofford	84 37			
						322	H Manhattan	82 58			
						329	A Murray St.	111 60			
LAST 12 Division I GAMES:											
125	N Buffalo	63 55	94	H Eastern Mich.	61 73						
278	H Miami (OH)	75 60	278	A Miami (OH)	67 45						
286	A Kent St.	69 56	293	A Bowling Green	71 46						
293	H Bowling Green	67 47	286	H Kent St.	58 44						
125	H Buffalo	78 70	172	A Central Mich.	74 66						
89	A Akron	71 55	89	H Akron	72 60						

Non-Div I Games:

Ohio

Average RPI Win:	115	WON-LOST	WINNING	LAST 10	STRENGTH OF	OPP. STRENGTH	TEAM	ADJ.	CONF.	ADJ CONF.
Average RPI Loss:	49	RECORD	PCT. RANK	GAMES	SCHEDULE	OF SCHEDULE	RPI	RPI	RPI	RPI
DIV. I ONLY	23- 10	64	8- 2	18	17	28	28	4	4	
DIV. I NON-CONF.	8- 4	92	0- 0	32	45	66	66	2	2	
TOTALS	RPI 1-25	RPI 26-50	W-L RECORDS	RPI 51-100	RPI 101-150	RPI 150+				
23- 10	3- 3	5- 3	OVERALL	4- 2	3- 2	8- 0				
14- 3	1- 0	3- 2	HOME	4- 1	2- 0	4- 0				
5- 5	0- 2	1- 0	AWAY	0- 1	1- 2	3- 0				
4- 2	2- 1	1- 1	NEUTRAL	0- 0	0- 0	1- 0				
8- 4	1- 0	1- 2	NON-CONFERENCE	2- 1	1- 1	3- 0				
6- 2	0- 0	1- 1	HOME	2- 1	1- 0	2- 0				
0- 1	0- 0	0- 0	AWAY	0- 0	0- 1	0- 0				
2- 1	1- 0	0- 1	NEUTRAL	0- 0	0- 0	1- 0				
15- 6	2- 3	4- 1	CONFERENCE	2- 1	2- 1	5- 0				
8- 1	1- 0	2- 1	HOME	2- 0	1- 0	2- 0				
5- 4	0- 2	1- 0	AWAY	0- 1	1- 1	3- 0				
2- 1	1- 1	0- 0	NEUTRAL	0- 0	0- 0	0- 0				

RPI 1-25				RPI 26-50				Team's RPI: 28				RPI 51-100				RPI 101+			
RPI	S	Opponent	Score	RPI	S	Opponent	Score	RPI	S	Opponent	Score	RPI	S	Opponent	Score	RPI	S	Opponent	Score
6	A	Maryland	78 87	34	H	Northwestern	73 64	59	H	Georgia	59 67	106	A	Illinois	55 66				
6	N	Maryland	74 77	36	A	Nebraska	78 60	67	A	Michigan	94 100	110	A	Virginia	82 87				
9	A	Iowa	65 73	40	N	Wichita St.	55 70	67	H	Michigan	77 73	133	A	Purdue	79 71				
9	H	Iowa	100 82	41	H	Pittsburgh	74 78	75	H	West Virginia	96 54	133	H	Purdue	92 60				
9	N	Iowa	91 85	43	H	Rutgers	85 68	79	H	Michigan St.	76 62	142	H	VCU	96 86				
15	N	FGCU	90 83	44	H	Minnesota	72 76	100	H	Western Mich.	83 46	162	A	Wisconsin	85 73				
				44	N	Minnesota	83 71					166	A	Indiana	103 49				
				45	H	Arkansas St.	67 52					166	H	Indiana	78 70				
												199	H	Winthrop	66 52				
												203	N	Clemson	86 77				
												227	A	Penn St.	88 70				
												227	H	Penn St.	69 60				
												320	H	Saint Francis (PA)	113 97				
LAST 12 Division I GAMES:																			
		6 N Maryland	74 77			133 H Purdue	92 60												
		9 N Iowa	91 85			106 A Illinois	55 66												
		44 N Minnesota	83 71			67 H Michigan	77 73												
		36 A Nebraska	78 60			166 H Indiana	78 70												
		227 A Penn St.	88 70			9 A Iowa	65 73												
		9 H Iowa	100 82			79 H Michigan St.	76 62												

Non-Div I Games:

Ohio St.

■ Loss,
■ Non-Conf,
■ S Site,
■ H Home
■ A Away
N Neutral

Oklahoma

Through Games Of March 13, 2015

Average RPI Win:	104	WON-LOST	WINNING	LAST 10	STRENGTH OF	OPP. STRENGTH	TEAM	ADJ.	CONF.	ADJ CONF.
Average RPI Loss:	37	RECORD	PCT. RANK	GAMES	SCHEDULE	OF SCHEDULE	RPI	RPI	RPI	RPI
DIV. I ONLY	20- 11	85	6- 4	13	2	22	22	1	1	
DIV. I NON-CONF.	6- 5	145	0- 0	66	10	79	79	1	1	
TOTALS	RPI 1-25	RPI 26-50	W-L RECORDS	RPI 51-100	RPI 101-150	RPI 150+				
20- 11	2- 5	3- 3	OVERALL	7- 2	5- 1	3- 0				
12- 1	2- 0	2- 0	HOME	4- 0	2- 1	2- 0				
6- 7	0- 3	1- 2	AWAY	2- 2	2- 0	1- 0				
2- 3	0- 2	0- 1	NEUTRAL	1- 0	1- 0	0- 0				
6- 5	0- 2	1- 3	NON-CONFERENCE	0- 0	2- 0	3- 0				
4- 0	0- 0	1- 0	HOME	0- 0	1- 0	2- 0				
1- 3	0- 1	0- 2	AWAY	0- 0	0- 0	1- 0				
1- 2	0- 1	0- 1	NEUTRAL	0- 0	1- 0	0- 0				
14- 6	2- 3	2- 0	CONFERENCE	7- 2	3- 1	0- 0				
8- 1	2- 0	1- 0	HOME	4- 0	1- 1	0- 0				
5- 4	0- 2	1- 0	AWAY	2- 2	2- 0	0- 0				
1- 1	0- 1	0- 0	NEUTRAL	1- 0	0- 0	0- 0				

RPI S	Opponent	Score	RPI S	Opponent	Score	RPI S	Opponent	Score	RPI S	Opponent	Score
4	A Baylor	66 89	26	N South Fla.	68 83	57	A Iowa St.	76 84	105	A Kansas	69 57
4	H Baylor	68 64	31	A UALR	62 66	57	H Iowa St.	75 66	105	H Kansas	58 65
8	N Kentucky	88 92	33	H Washington	90 80	64	A Kansas St.	73 64	106	N Illinois	78 76
14	A Duke	72 92	42	A Arkansas	64 71	64	H Kansas St.	66 58	127	H Yale	71 54
21	A Texas	81 84	46	A Oklahoma St.	66 56	71	A TCU	97 81	138	A Texas Tech	75 58
21	H Texas	70 59	46	H Oklahoma St.	73 54	71	H TCU	77 54	138	H Texas Tech	70 64
21	N Texas	46 59				75	A West Virginia	69 78	184	H Lamar	100 73
						75	H West Virginia	71 60	325	H Bradley	104 55
						75	N West Virginia	67 55	331	A North Texas	68 39
LAST 12 Division I GAMES:											
21	N Texas	46 59	57	A Iowa St.	76 84						
75	N West Virginia	67 55	71	H TCU	77 54						
46	A Oklahoma St.	66 56	4	A Baylor	66 89						
105	H Kansas	58 65	64	H Kansas St.	66 58						
4	H Baylor	68 64	57	H Iowa St.	75 66						
64	A Kansas St.	73 64	75	A West Virginia	69 78						

Non-Div I Games:

Oklahoma

■ Loss,
 ■ Non-Conf, S Site,
 ■ Home
 ■ Away
 N Neutral

Average RPI Win:	152	WON-LOST	WINNING	LAST 10	STRENGTH OF	OPP. STRENGTH	TEAM	ADJ.	CONF.	ADJ CONF.
Average RPI Loss:	34	RECORD	PCT. RANK	GAMES	SCHEDULE	OF SCHEDULE	RPI	RPI	RPI	RPI
DIV. I ONLY	20- 11	85	7- 3	38	28	46	46	1	1	
DIV. I NON-CONF.	10- 1	17	0- 0	269	237	58	58	1	1	
TOTALS	RPI 1-25	RPI 26-50	W-L RECORDS	RPI 51-100	RPI 101-150	RPI 150+				
20- 11	1- 7	0- 0	OVERALL	6- 4	6- 0	7- 0				
13- 4	1- 2	0- 0	HOME	2- 2	4- 0	6- 0				
6- 6	0- 4	0- 0	AWAY	3- 2	2- 0	1- 0				
1- 1	0- 1	0- 0	NEUTRAL	1- 0	0- 0	0- 0				
10- 1	0- 1	0- 0	NON-CONFERENCE	1- 0	2- 0	7- 0				
8- 0	0- 0	0- 0	HOME	0- 0	2- 0	6- 0				
2- 1	0- 1	0- 0	AWAY	1- 0	0- 0	1- 0				
0- 0	0- 0	0- 0	NEUTRAL	0- 0	0- 0	0- 0				
10- 10	1- 6	0- 0	CONFERENCE	5- 4	4- 0	0- 0				
5- 4	1- 2	0- 0	HOME	2- 2	2- 0	0- 0				
4- 5	0- 3	0- 0	AWAY	2- 2	2- 0	0- 0				
1- 1	0- 1	0- 0	NEUTRAL	1- 0	0- 0	0- 0				

RPI 1-25				RPI 26-50				Team's RPI: 46				RPI 51-100				RPI 101+			
RPI	S	Opponent	Score	RPI	S	Opponent	Score					RPI	S	Opponent	Score	RPI	S	Opponent	Score
4	A	Baylor	45 61									57	A	Iowa St.	63 62	105	A	Kansas	65 57
4	H	Baylor	52 69									57	H	Iowa St.	60 48	105	H	Kansas	80 76
4	N	Baylor	52 69									57	N	Iowa St.	67 58	114	H	Missouri St.	77 36
16	A	North Carolina	77 79									64	A	Kansas St.	51 52	138	A	Texas Tech	47 44
21	A	Texas	42 59									64	H	Kansas St.	69 47	138	H	Texas Tech	66 35
21	H	Texas	66 60									71	A	TCU	66 70	139	H	Texas St.	64 37
22	A	Oklahoma	54 73									71	H	TCU	62 71	187	H	Texas Southern	77 58
22	H	Oklahoma	56 66									75	A	West Virginia	52 46	211	H	Northwestern St.	89 44
												75	H	West Virginia	49 61	260	A	Weber St.	55 49
												98	A	Southern California	66 62	272	H	Loyola Marymount	76 65
																291	H	Morgan St.	73 43
																305	H	New Orleans	84 33
																336	H	Ark.-Pine Bluff	90 45
LAST 12 Division I GAMES:																			
		4 N Baylor	52 69			75 A West Virginia	52 46												
		57 N Iowa St.	67 58			57 H Iowa St.	60 48												
		22 H Oklahoma	56 66			21 H Texas	66 60												
		138 A Texas Tech	47 44			105 A Kansas	65 57												
		21 A Texas	42 59			4 H Baylor	52 69												
		105 H Kansas	80 76			57 A Iowa St.	63 62												

Non-Div I Games:

Oklahoma St.

■ Loss,
 ■ Non-Conf,
 ■ S Site,
 ■ H Home
 ■ A Away
 N Neutral

Average RPI Win:	236	WON-LOST	WINNING	LAST 10	STRENGTH OF	OPP. STRENGTH	TEAM	ADJ.	CONF.	ADJ CONF.
Average RPI Loss:	90	RECORD	PCT. RANK	GAMES	SCHEDULE	OF SCHEDULE	RPI	RPI	RPI	RPI
DIV. I ONLY	20- 12	93	7- 3	188	127	121	121	17	17	
DIV. I NON-CONF.	7- 4	107	0- 0	195	83	134	134	18	18	
TOTALS	RPI 1-25	RPI 26-50	W-L RECORDS	RPI 51-100	RPI 101-150	RPI 150+				
20- 12	0- 3	0- 3	OVERALL	0- 2	2- 0	18- 4				
9- 6	0- 1	0- 1	HOME	0- 1	1- 0	8- 3				
7- 5	0- 2	0- 1	AWAY	0- 1	1- 0	6- 1				
4- 1	0- 0	0- 1	NEUTRAL	0- 0	0- 0	4- 0				
7- 4	0- 3	0- 0	NON-CONFERENCE	0- 0	1- 0	6- 1				
4- 2	0- 1	0- 0	HOME	0- 0	1- 0	3- 1				
1- 2	0- 2	0- 0	AWAY	0- 0	0- 0	1- 0				
2- 0	0- 0	0- 0	NEUTRAL	0- 0	0- 0	2- 0				
13- 8	0- 0	0- 3	CONFERENCE	0- 2	1- 0	12- 3				
5- 4	0- 0	0- 1	HOME	0- 1	0- 0	5- 2				
6- 3	0- 0	0- 1	AWAY	0- 1	1- 0	5- 1				
2- 1	0- 0	0- 1	NEUTRAL	0- 0	0- 0	2- 0				

RPI 1-25				RPI 26-50				RPI 51-100				RPI 101+ Team's RPI: 121			
RPI	S	Opponent	Score	RPI	S	Opponent	Score	RPI	S	Opponent	Score	RPI	S	Opponent	Score
7	A	Louisville	46 100	27	A	Western Ky.	62 71	66	H	Middle Tenn.	48 65	122	A	Louisiana Tech	72 71
14	H	Duke	66 82	27	H	Western Ky.	60 76	80	A	Southern Miss.	53 70	142	H	VCU	66 44
24	A	California	59 79	27	N	Western Ky.	59 61					155	A	Charlotte	67 82
												155	H	Charlotte	66 57
												179	H	William & Mary	65 58
												183	H	UTSA	51 52
												183	N	UTSA	63 49
												190	A	Marshall	67 55
												190	H	Marshall	37 69
												193	H	UAB	58 46
												200	A	Virginia Tech	69 62
												209	N	Ill.-Chicago	61 55
												223	A	Fla. Atlantic	72 44
												244	H	Presbyterian	41 26
												245	H	UTEP	79 50
												270	A	Rice	62 55
												270	H	Rice	83 68
												270	N	Rice	62 57
												277	H	Rider	56 59
												278	N	Miami (OH)	69 63
												331	A	North Texas	54 44
												331	H	North Texas	70 48
												335	A	FIU	80 67
												341	H	Howard	75 54
LAST 12 Division I GAMES:															
				27	N	Western Ky.	59 61	270	H	Rice	83 68				
				183	N	UTSA	63 49	122	A	Louisiana Tech	72 71				
				270	N	Rice	62 57	80	A	Southern Miss.	53 70				
				27	A	Western Ky.	62 71	245	H	UTEP	79 50				
				190	A	Marshall	67 55	183	H	UTSA	51 52				
				331	H	North Texas	70 48	155	A	Charlotte	67 82				

Non-Div I Games:

Old Dominion

■ Loss,
■ Non-Conf,
■ S Site,
■ H Home
■ A Away
N Neutral

RPI 1-25				RPI 26-50				RPI 51-100				RPI 101+				Team's RPI: 103	
RPI	S	Opponent	Score	RPI	S	Opponent	Score	RPI	S	Opponent	Score	RPI	S	Opponent	Score		
2	H	Tennessee	49 69	27	A	Western Ky.	69 98	58	A	LSU	41 70	104	A	Missouri	58 72		
3	H	South Carolina	59 77	29	A	Mississippi St.	47 55	58	H	LSU	58 57	150	A	Auburn	51 46		
4	H	Baylor	54 96	29	H	Mississippi St.	62 64	59	H	Georgia	55 52	160	A	Florida	64 57		
8	A	Kentucky	58 64	32	A	Texas A&M	49 58	62	A	Vanderbilt	54 58	202	H	Alabama	77 63		
8	H	Kentucky	67 59	42	H	Arkansas	71 57	66	H	Middle Tenn.	65 71	224	H	Southern U.	91 68		
				42	N	Arkansas	61 72	80	H	Southern Miss.	68 66	238	N	Utah	52 38		
												287	A	Nevada	77 66		
												313	H	Grambling	92 67		
												317	H	Southeast Mo. St.	58 57		
												318	H	South Ala.	88 48		
												332	H	Southeastern La.	79 71		
												346	H	Alabama A&M	71 47		
												349	H	Mississippi Val.	91 38		
LAST 12 Division I GAMES:																	
				42	N	Arkansas	61 72	2	H	Tennessee	49 69						
				29	A	Mississippi St.	47 55	62	A	Vanderbilt	54 58						
				58	H	LSU	58 57	3	H	South Carolina	59 77						
				8	H	Kentucky	67 59	58	A	LSU	41 70						
				150	A	Auburn	51 46	29	H	Mississippi St.	62 64						
				104	A	Missouri	58 72	32	A	Texas A&M	49 58						

Ole Miss

Page 237

O
m
a
h
a

O
m
a
h
a

Non-Div I Games:	Peru St.	68	54	Graceland (IA)	89	54
------------------	----------	----	----	----------------	----	----

Page 238

Oral Roberts

Through Games Of March 13, 2015

Average RPI Win:	221	WON-LOST	WINNING	LAST 10	STRENGTH OF	OPP. STRENGTH	TEAM	ADJ.	CONF.	ADJ CONF.
Average RPI Loss:	135	RECORD	PCT. RANK	GAMES	SCHEDULE	OF SCHEDULE	RPI	RPI	RPI	RPI
DIV. I ONLY	14- 15	188	6- 4	108	197	154	154	25	25	
DIV. I NON-CONF.	4- 7	221	0- 0	27	41	136	136	25	25	
TOTALS	RPI 1-25	RPI 26-50	W-L RECORDS	RPI 51-100	RPI 101-150	RPI 150+				
14- 15	0- 2	0- 4	OVERALL	2- 2	2- 0	10- 7				
10- 2	0- 0	0- 1	HOME	2- 0	2- 0	6- 1				
2- 11	0- 0	0- 0	AWAY	0- 0	0- 0	2- 0				
2- 2	0- 0	0- 1	NEUTRAL	0- 0	0- 0	2- 1				
4- 7	0- 2	0- 1	NON-CONFERENCE	1- 1	2- 0	1- 3				
3- 1	0- 0	0- 0	HOME	1- 0	2- 0	0- 1				
0- 5	0- 2	0- 1	AWAY	0- 1	0- 0	0- 1				
1- 1	0- 0	0- 0	NEUTRAL	0- 0	0- 0	1- 1				
10- 8	0- 0	0- 3	CONFERENCE	1- 1	0- 0	9- 4				
7- 1	0- 0	0- 1	HOME	1- 0	0- 0	6- 0				
2- 6	0- 0	0- 1	AWAY	0- 1	0- 0	2- 4				
1- 1	0- 0	0- 1	NEUTRAL	0- 0	0- 0	1- 0				

RPI 1-25				RPI 26-50				RPI 51-100				RPI 101+ Team's RPI: 154			
RPI	S	Opponent	Score	RPI	S	Opponent	Score	RPI	S	Opponent	Score	RPI	S	Opponent	Score
2	A	Tennessee	39 91	31	A	UALR	43 54	64	A	Kansas St.	47 53	114	H	Missouri St.	70 57
4	A	Baylor	60 101	47	A	South Dakota St.	46 71	73	A	South Dakota	70 93	116	H	Tulsa	73 71
				47	H	South Dakota St.	52 66	73	H	South Dakota	81 65	162	A	Wisconsin	52 70
				47	N	South Dakota St.	48 59	94	H	Eastern Mich.	63 62	176	N	N.C. A&T	38 47
												215	A	IUPUI	52 85
												215	H	IUPUI	84 72
												233	A	Western Ill.	68 61
												233	H	Western Ill.	76 73
												259	N	Austin Peay	73 60
												268	A	North Dakota St.	64 77
												268	H	North Dakota St.	67 41
												268	N	North Dakota St.	71 58
												273	H	Grand Canyon	51 54
												296	A	Omaha	66 52
												296	H	Omaha	74 53
												309	A	Denver	57 66
												309	H	Denver	65 44
												314	A	IPFW	63 73
												314	H	IPFW	84 56
LAST 12 Division I GAMES:															
				47	N	South Dakota St.	48 59	268	H	North Dakota St.	67 41				
				268	N	North Dakota St.	71 58	309	H	Denver	65 44				
				314	H	IPFW	84 56	296	A	Omaha	66 52				
				215	A	IUPUI	52 85	73	A	South Dakota	70 93				
				233	A	Western Ill.	68 61	47	A	South Dakota St.	46 71				
				47	H	South Dakota St.	52 66	296	H	Omaha	74 53				

Non-Div I Games: Southwestern Christ88 49 St. Gregory's 86 61

Oral Roberts

Loss, Non-Conf, S Site, H Home A Away N Neutral

Oregon

Through Games Of March 13, 2015

Average RPI Win:	189	WON-LOST	WINNING	LAST 10	STRENGTH OF	OPP. STRENGTH	TEAM	ADJ.	CONF.	ADJ CONF.
Average RPI Loss:	73	RECORD	PCT. RANK	GAMES	SCHEDULE	OF SCHEDULE	RPI	RPI	RPI	RPI
DIV. I ONLY	13- 17	219	4- 6	92	50	180	180	5	5	
DIV. I NON-CONF.	7- 4	107	0- 0	290	128	208	208	5	5	
TOTALS	RPI 1-25	RPI 26-50	W-L RECORDS	RPI 51-100	RPI 101-150	RPI 150+				
13- 17	1- 6	0- 3	OVERALL	4- 4	0- 1	8- 3				
10- 7	1- 4	0- 1	HOME	2- 2	0- 0	7- 0				
3- 7	0- 2	0- 1	AWAY	2- 1	0- 1	1- 2				
0- 3	0- 0	0- 1	NEUTRAL	0- 1	0- 0	0- 1				
7- 4	0- 1	0- 1	NON-CONFERENCE	0- 1	0- 0	7- 1				
6- 2	0- 1	0- 0	HOME	0- 1	0- 0	6- 0				
1- 0	0- 0	0- 0	AWAY	0- 0	0- 0	1- 0				
0- 2	0- 0	0- 1	NEUTRAL	0- 0	0- 0	0- 1				
6- 13	1- 5	0- 2	CONFERENCE	4- 3	0- 1	1- 2				
4- 5	1- 3	0- 1	HOME	2- 1	0- 0	1- 0				
2- 7	0- 2	0- 1	AWAY	2- 1	0- 1	0- 2				
0- 1	0- 0	0- 0	NEUTRAL	0- 1	0- 0	0- 0				

RPI S	Opponent	Score	RPI S	Opponent	Score	RPI S	Opponent	Score	RPI S	Opponent	Score	Team's RPI: 180
16	H North Carolina	59 76	33	A Washington	55 70	55	H Fresno St.	59 68	102	A Colorado	69 84	
17	A Arizona St.	58 70	33	H Washington	69 91	69	A Washington St.	70 69	172	N Central Mich.	67 73	
17	H Arizona St.	52 72	50	N American	64 72	69	H Washington St.	76 79	195	H Navy	72 64	
18	H Stanford	62 55				69	N Washington St.	64 66	214	A Arizona	78 81	
19	A Oregon St.	37 70				93	A UCLA	62 46	214	H Arizona	75 61	
19	H Oregon St.	48 77				93	H UCLA	67 65	224	H Santa Clara	92 88	
24	H California	59 74				98	A Southern California	54 70	238	A Utah	64 66	
						98	H Southern California	63 57	267	H Northern Ariz.	59 47	
									279	H Utah St.	100 77	
									292	A Portland	72 49	
									298	H Seattle	70 44	
									312	H Portland St.	63 56	
LAST 12 Division I GAMES:												
			69	N Washington St.	64 66	214	H Arizona	75 61				
			18	H Stanford	62 55	33	A Washington	55 70				
			24	H California	59 74	69	A Washington St.	70 69				
			102	A Colorado	69 84	98	H Southern California	63 57				
			238	A Utah	64 66	93	H UCLA	67 65				
			17	H Arizona St.	52 72	214	A Arizona	78 81				

Non-Div I Games:

Oregon

■ Loss,
 ■ Non-Conf, S Site,
 ■ Home
 ■ Away
 N Neutral

Average RPI Win:	132	WON-LOST	WINNING	LAST 10	STRENGTH OF	OPP. STRENGTH	TEAM	ADJ.	CONF.	ADJ CONF.
Average RPI Loss:	39	RECORD	PCT. RANK	GAMES	SCHEDULE	OF SCHEDULE	RPI	RPI	RPI	RPI
DIV. I ONLY	25- 4	18	7- 3	63	20	19	19	5	5	
DIV. I NON-CONF.	9- 1	21	0- 0	156	31	26	26	5	5	
TOTALS	RPI 1-25	RPI 26-50	W-L RECORDS	RPI 51-100	RPI 101-150	RPI 150+				
25- 4	4- 2	2- 1	OVERALL	6- 0	3- 1	10- 0				
12- 1	2- 1	1- 0	HOME	3- 0	1- 0	5- 0				
9- 2	2- 0	0- 0	AWAY	3- 0	1- 0	3- 0				
4- 1	0- 0	1- 0	NEUTRAL	0- 0	1- 1	2- 0				
9- 1	1- 1	1- 0	NON-CONFERENCE	0- 0	2- 0	5- 0				
4- 0	0- 0	0- 0	HOME	0- 0	1- 0	3- 0				
1- 1	1- 1	0- 0	AWAY	0- 0	0- 0	0- 0				
4- 0	0- 0	1- 0	NEUTRAL	0- 0	1- 0	2- 0				
16- 3	3- 1	1- 1	CONFERENCE	6- 0	1- 1	5- 0				
8- 1	2- 1	1- 0	HOME	3- 0	0- 0	2- 0				
8- 1	1- 0	0- 1	AWAY	3- 0	1- 0	3- 0				
0- 1	0- 0	0- 0	NEUTRAL	0- 0	0- 1	0- 0				

RPI	S	Opponent	Score	RPI	S	Opponent	Score	RPI	S	Opponent	Score	RPI	S	Opponent	Score
2	A	Tennessee	63 74	33	A	Washington	67 76	69	A	Washington St.	61 56	102	A	Colorado	66 44
16	A	North Carolina	70 55	33	H	Washington	75 67	69	H	Washington St.	73 70	102	N	Colorado	65 68
17	A	Arizona St.	68 57	49	N	BYU	71 61	93	A	UCLA	65 47	135	H	Sacramento St.	109 61
17	H	Arizona St.	70 64					93	H	UCLA	82 64	146	N	Butler	85 53
18	H	Stanford	58 69					98	A	Southern California	76 66	158	N	Southern Ill.	71 55
24	H	California	73 55					98	H	Southern California	68 35	180	A	Oregon	77 48
												180	H	Oregon	70 37
												196	H	Idaho	75 53
												214	A	Arizona	73 55
												214	H	Arizona	73 48
												238	A	Utah	52 42
												279	H	Utah St.	85 62
												287	N	Nevada	73 50
												292	H	Portland	87 65
LAST 12 Division I GAMES:															
102	N	Colorado	65 68	17	H	Arizona St.	70 64								
24	H	California	73 55	69	A	Washington St.	61 56								
18	H	Stanford	58 69	33	A	Washington	67 76								
238	A	Utah	52 42	93	H	UCLA	82 64								
102	A	Colorado	66 44	98	H	Southern California	68 35								
214	H	Arizona	73 48	17	A	Arizona St.	68 57								

Non-Div I Games: Concordia Portland 92 35

Oregon St.

■ Loss,
■ Non-Conf, S Site,
■ Home
■ Away
N Neutral

Pacific

Through Games Of March 13, 2015

Average RPI Win:	181	WON-LOST	WINNING	LAST 10	STRENGTH OF	OPP. STRENGTH	TEAM	ADJ.	CONF.	ADJ CONF.
Average RPI Loss:	84	RECORD	PCT. RANK	GAMES	SCHEDULE	OF SCHEDULE	RPI	RPI	RPI	RPI
DIV. I ONLY	19- 9	69	7- 3	82	113	61	61	9	9	
DIV. I NON-CONF.	6- 3	92	0- 0	57	192	54	54	8	8	
TOTALS	RPI 1-25	RPI 26-50	W-L RECORDS	RPI 51-100	RPI 101-150	RPI 150+				
19- 9	0- 1	2- 2	OVERALL	4- 2	2- 3	11- 1				
9- 4	0- 1	1- 1	HOME	2- 1	0- 1	6- 0				
9- 4	0- 0	1- 1	AWAY	2- 1	1- 1	5- 1				
1- 1	0- 0	0- 0	NEUTRAL	0- 0	1- 1	0- 0				
6- 3	0- 1	0- 0	NON-CONFERENCE	2- 0	1- 1	3- 1				
3- 1	0- 1	0- 0	HOME	1- 0	0- 0	2- 0				
2- 2	0- 0	0- 0	AWAY	1- 0	0- 1	1- 1				
1- 0	0- 0	0- 0	NEUTRAL	0- 0	1- 0	0- 0				
13- 6	0- 0	2- 2	CONFERENCE	2- 2	1- 2	8- 0				
6- 3	0- 0	1- 1	HOME	1- 1	0- 1	4- 0				
7- 2	0- 0	1- 1	AWAY	1- 1	1- 0	4- 0				
0- 1	0- 0	0- 0	NEUTRAL	0- 0	0- 1	0- 0				

RPI 1-25			RPI 26-50			RPI 51-100			Team's RPI: 61	RPI 101+		
RPI	S	Opponent	Score	RPI	S	Opponent	Score	RPI	S	Opponent	Score	
24	H	California	64 84	39	A	Gonzaga	71 59	56	A	San Diego	52 56	111 A Long Beach St. 43 53
				39	H	Gonzaga	63 73	56	H	San Diego	53 63	131 N New Mexico St. 67 62
				49	A	BYU	72 89	60	A	St. Mary's (CA)	88 86	137 A San Francisco 92 54
				49	H	BYU	86 82	60	H	St. Mary's (CA)	61 48	137 H San Francisco 79 91
								70	A	Hawaii	69 61	137 N San Francisco 64 74
								91	H	Montana	62 50	151 A UC Davis 53 60
										198 H Iona 64 49		
										224 A Santa Clara 61 59		
										224 H Santa Clara 87 75		
										230 A Pepperdine 63 59		
										230 H Pepperdine 77 60		
										272 A Loyola Marymount 84 61		
										272 H Loyola Marymount 89 69		
										279 H Utah St. 70 62		
										287 A Nevada 64 53		
										292 A Portland 80 78		
										292 H Portland 71 69		
LAST 12 Division I GAMES:												
137	N	San Francisco	64 74	56	H	San Diego	53 63					
137	H	San Francisco	79 91	60	H	St. Mary's (CA)	61 48					
224	H	Santa Clara	87 75	272	A	Loyola Marymount	84 61					
39	A	Gonzaga	71 59	230	A	Pepperdine	63 59					
292	A	Portland	80 78	39	H	Gonzaga	63 73					
49	H	BYU	86 82	292	H	Portland	71 69					

Non-Div I Games: Cal St. Stanislaus 98 67 Cal Maritime 70 23

Pacific

Loss, Non-Conf, S Site, H Home A Away N Neutral

Average RPI Win:	181	WON-LOST	WINNING	LAST 10	STRENGTH OF	OPP. STRENGTH	TEAM	ADJ.	CONF.	ADJ CONF.
Average RPI Loss:	79	RECORD	PCT. RANK	GAMES	SCHEDULE	OF SCHEDULE	RPI	RPI	RPI	RPI
DIV. I ONLY	19- 8	59	9- 1	67	101	51	51	7	7	
DIV. I NON-CONF.	8- 5	123	0- 0	93	118	94	94	10	10	
TOTALS	RPI 1-25	RPI 26-50	W-L RECORDS	RPI 51-100	RPI 101-150	RPI 150+				
19- 8	0- 3	0- 0	OVERALL	2- 2	6- 2	11- 1				
11- 4	0- 1	0- 0	HOME	2- 1	3- 2	6- 0				
8- 4	0- 2	0- 0	AWAY	0- 1	3- 0	5- 1				
0- 0	0- 0	0- 0	NEUTRAL	0- 0	0- 0	0- 0				
8- 5	0- 1	0- 0	NON-CONFERENCE	2- 2	1- 1	5- 1				
6- 2	0- 0	0- 0	HOME	2- 1	1- 1	3- 0				
2- 3	0- 1	0- 0	AWAY	0- 1	0- 0	2- 1				
0- 0	0- 0	0- 0	NEUTRAL	0- 0	0- 0	0- 0				
11- 3	0- 2	0- 0	CONFERENCE	0- 0	5- 1	6- 0				
5- 2	0- 1	0- 0	HOME	0- 0	2- 1	3- 0				
6- 1	0- 1	0- 0	AWAY	0- 0	3- 0	3- 0				
0- 0	0- 0	0- 0	NEUTRAL	0- 0	0- 0	0- 0				

RPI 1-25				RPI 26-50				RPI 51-100 Team's RPI: 51				RPI 101+			
RPI	S	Opponent	Score	RPI	S	Opponent	Score	RPI	S	Opponent	Score	RPI	S	Opponent	Score
2	A	Tennessee	52 97					74	A	Drexel	58 67	115	H	Hampton	43 58
12	A	Princeton	54 83					76	H	Villanova	44 70	118	A	Harvard	74 69
12	H	Princeton	42 55					87	H	Saint Joseph's	65 51	118	H	Harvard	71 61
								92	H	Richmond	49 47	127	A	Yale	61 42
												127	H	Yale	59 33
												130	A	Cornell	56 42
												130	H	Cornell	49 60
												143	H	Temple	52 50
												153	A	Dartmouth	55 39
												153	H	Dartmouth	63 46
												185	H	La Salle	57 29
												195	A	Navy	60 51
												208	H	New Hampshire	74 39
												210	A	Lafayette	57 60
												232	A	Brown	83 75
												232	H	Brown	75 58
												257	H	UMBC	69 63
												290	A	Columbia	50 36
												290	H	Columbia	78 57
												294	A	NJIT	59 29
LAST 12 Division I GAMES:															
12	H	Princeton	42 55	118	H	Harvard	71 61								
130	A	Cornell	56 42	232	A	Brown	83 75								
290	A	Columbia	50 36	127	A	Yale	61 42								
127	H	Yale	59 33	290	H	Columbia	78 57								
232	H	Brown	75 58	130	H	Cornell	49 60								
153	H	Dartmouth	63 46	118	A	Harvard	74 69								

Non-Div I Games: King's (PA) 85 20

Penn

■ Loss,
 ■ Non-Conf,
 ■ S Site,
 ■ H Home
 ■ A Away
 N Neutral

Average RPI Win:	195	WON-LOST	WINNING	LAST 10	STRENGTH OF	OPP. STRENGTH	TEAM	ADJ.	CONF.	ADJ CONF.
Average RPI Loss:	74	RECORD	PCT. RANK	GAMES	SCHEDULE	OF SCHEDULE	RPI	RPI	RPI	RPI
DIV. I ONLY	6- 24	314	1- 9	23	61	227	227	4	4	
DIV. I NON-CONF.	3- 8	263	0- 0	72	217	242	242	2	2	
TOTALS	RPI 1-25	RPI 26-50	W-L RECORDS	RPI 51-100	RPI 101-150	RPI 150+				
6- 24	0- 3	1- 10	OVERALL	0- 4	1- 2	4- 5				
5- 11	0- 1	1- 5	HOME	0- 2	0- 1	4- 2				
1- 10	0- 2	0- 5	AWAY	0- 1	1- 1	0- 1				
0- 3	0- 0	0- 0	NEUTRAL	0- 1	0- 0	0- 2				
3- 8	0- 0	0- 3	NON-CONFERENCE	0- 2	0- 1	3- 2				
3- 4	0- 0	0- 2	HOME	0- 1	0- 0	3- 1				
0- 2	0- 0	0- 1	AWAY	0- 0	0- 1	0- 0				
0- 2	0- 0	0- 0	NEUTRAL	0- 1	0- 0	0- 1				
3- 16	0- 3	1- 7	CONFERENCE	0- 2	1- 1	1- 3				
2- 7	0- 1	1- 3	HOME	0- 1	0- 1	1- 1				
1- 8	0- 2	0- 4	AWAY	0- 1	1- 0	0- 1				
0- 1	0- 0	0- 0	NEUTRAL	0- 0	0- 0	0- 1				

RPI 1-25				RPI 26-50				RPI 51-100				RPI 101+ Team's RPI: 227			
RPI	S	Opponent	Score	RPI	S	Opponent	Score	RPI	S	Opponent	Score	RPI	S	Opponent	Score
6	A	Maryland	34 65	26	H	South Fla.	87 90	63	N	Liberty	68 80	106	H	Illinois	76 91
6	H	Maryland	62 77	28	A	Ohio St.	60 69	67	A	Michigan	53 89	133	A	Purdue	54 50
9	A	Iowa	52 77	28	H	Ohio St.	70 88	77	H	Albany (NY)	53 54	144	A	Hartford	57 62
				34	H	Northwestern	76 75	79	H	Michigan St.	67 74	162	A	Wisconsin	46 65
				35	A	Syracuse	39 61					162	H	Wisconsin	56 62
				36	A	Nebraska	45 73					166	H	Indiana	79 75
				38	H	Seton Hall	70 75					166	N	Indiana	63 68
				43	A	Rutgers	65 76					167	H	St. Bonaventure	54 56
				43	H	Rutgers	51 71					205	N	Samford	56 59
				44	A	Minnesota	64 75					237	H	Towson	71 64
				44	H	Minnesota	77 85					277	H	Rider	85 51
												323	H	Wagner	96 66
LAST 12 Division I GAMES:															
				166	N	Indiana	63 68	133	A	Purdue	54 50				
				162	H	Wisconsin	56 62	6	H	Maryland	62 77				
				28	H	Ohio St.	70 88	43	A	Rutgers	65 76				
				6	A	Maryland	34 65	44	A	Minnesota	64 75				
				44	H	Minnesota	77 85	34	H	Northwestern	76 75				
				79	H	Michigan St.	67 74	166	H	Indiana	79 75				

Non-Div I Games:

Penn St.

 Loss,
 Non-Conf,
 S Site,
 H Home
 A Away
N Neutral

Pepperdine

Through Games Of March 13, 2015

Average RPI Win: 233	WON-LOST	WINNING	LAST 10	STRENGTH OF	OPP. STRENGTH	TEAM	ADJ.	CONF.	ADJ CONF.
Average RPI Loss: 107	RECORD	PCT. RANK	GAMES	SCHEDULE	OF SCHEDULE	RPI	RPI	RPI	RPI
DIV. I ONLY	8- 22	291	2- 8	93	119	230	230	9	9
DIV. I NON-CONF.	5- 6	178	0- 0	61	223	97	97	8	8
TOTALS	RPI 1-25	RPI 26-50	W-L RECORDS	RPI 51-100	RPI 101-150	RPI 150+			
8- 22	0- 1	0- 5	OVERALL	0- 9	2- 2	6- 5			
2- 10	0- 0	0- 2	HOME	0- 5	0- 2	2- 1			
5- 11	0- 1	0- 3	AWAY	0- 4	1- 0	4- 3			
1- 1	0- 0	0- 0	NEUTRAL	0- 0	1- 0	0- 1			
5- 6	0- 1	0- 1	NON-CONFERENCE	0- 3	1- 1	4- 0			
0- 3	0- 0	0- 0	HOME	0- 2	0- 1	0- 0			
4- 3	0- 1	0- 1	AWAY	0- 1	0- 0	4- 0			
1- 0	0- 0	0- 0	NEUTRAL	0- 0	1- 0	0- 0			
3- 16	0- 0	0- 4	CONFERENCE	0- 6	1- 1	2- 5			
2- 7	0- 0	0- 2	HOME	0- 3	0- 1	2- 1			
1- 8	0- 0	0- 2	AWAY	0- 3	1- 0	0- 3			
0- 1	0- 0	0- 0	NEUTRAL	0- 0	0- 0	0- 1			

RPI 1-25				RPI 26-50				RPI 51-100				RPI 101+				Team's RPI: 230	
RPI	S	Opponent	Score	RPI	S	Opponent	Score	RPI	S	Opponent	Score	RPI	S	Opponent	Score		
9	A	Iowa	68 97	36	A	Nebraska	65 100	56	A	San Diego	55 72	111	H	Long Beach St.	69 78		
				39	A	Gonzaga	64 73	56	H	San Diego	64 68	132	N	UT Martin	59 58		
				39	H	Gonzaga	56 78	60	A	St. Mary's (CA)	68 73	137	A	San Francisco	76 65		
				49	A	BYU	58 77	60	H	St. Mary's (CA)	49 53	137	H	San Francisco	58 69		
				49	H	BYU	78 84	61	A	Pacific	60 77	159	A	Cal Poly	76 69		
								61	H	Pacific	59 63	224	A	Santa Clara	66 84		
								77	H	Albany (NY)	36 62	224	H	Santa Clara	54 65		
								81	A	CSUN	48 74	267	A	Northern Ariz.	66 63		
								99	H	Army	44 56	272	A	Loyola Marymount	57 74		
												272	H	Loyola Marymount	98 91		
												272	N	Loyola Marymount	67 68		
												275	A	UC Irvine	76 53		
												292	A	Portland	61 80		
												292	H	Portland	76 72		
												330	A	UC Santa Barbara	66 44		
LAST 12 Division I GAMES:																	
272	N	Loyola Marymount	67 68	56	A	San Diego	55 72										
272	A	Loyola Marymount	57 74	49	A	BYU	58 77										
137	A	San Francisco	76 65	60	H	St. Mary's (CA)	49 53										
224	A	Santa Clara	66 84	61	H	Pacific	59 63										
39	H	Gonzaga	56 78	224	H	Santa Clara	54 65										
292	H	Portland	76 72	137	H	San Francisco	58 69										

Non-Div I Games:

Pepperdine

Loss, Non-Conf, S Site, H Home A Away N Neutral

Pittsburgh

Through Games Of March 13, 2015

Average RPI Win:	149	WON-LOST	WINNING	LAST 10	STRENGTH OF	OPP. STRENGTH	TEAM	ADJ.	CONF.	ADJ CONF.
Average RPI Loss:	36	RECORD	PCT. RANK	GAMES	SCHEDULE	OF SCHEDULE	RPI	RPI	RPI	RPI
DIV. I ONLY	19- 11	89	6- 4	21	49	41	41	3	3	
DIV. I NON-CONF.	10- 3	52	0- 0	64	162	47	47	3	3	
TOTALS	RPI 1-25	RPI 26-50	W-L RECORDS	RPI 51-100	RPI 101-150	RPI 150+				
19- 11	1- 6	1- 4	OVERALL	6- 0	3- 0	8- 1				
15- 3	1- 2	0- 1	HOME	4- 0	3- 0	7- 0				
4- 7	0- 4	1- 3	AWAY	2- 0	0- 0	1- 0				
0- 1	0- 0	0- 0	NEUTRAL	0- 0	0- 0	0- 1				
10- 3	0- 1	1- 2	NON-CONFERENCE	3- 0	1- 0	5- 0				
9- 1	0- 1	0- 0	HOME	3- 0	1- 0	5- 0				
1- 2	0- 0	1- 2	AWAY	0- 0	0- 0	0- 0				
0- 0	0- 0	0- 0	NEUTRAL	0- 0	0- 0	0- 0				
9- 8	1- 5	0- 2	CONFERENCE	3- 0	2- 0	3- 1				
6- 2	1- 1	0- 1	HOME	1- 0	2- 0	2- 0				
3- 5	0- 4	0- 1	AWAY	2- 0	0- 0	1- 0				
0- 1	0- 0	0- 0	NEUTRAL	0- 0	0- 0	0- 1				

RPI 1-25				RPI 26-50				Team's RPI: 41		RPI 51-100				RPI 101+			
RPI	S	Opponent	Score	RPI	S	Opponent	Score		RPI	S	Opponent	Score	RPI	S	Opponent	Score	
1	A	Notre Dame	59 87	28	A	Ohio St.	78 74		65	H	Miami (FL)	81 66	110	H	Virginia	68 63	
7	A	Louisville	35 48	30	A	James Madison	64 80		67	H	Michigan	85 64	120	H	Boston College	78 70	
7	H	Louisville	57 63	35	A	Syracuse	54 68		74	H	Drexel	72 53	128	H	Ball St.	59 47	
10	A	Florida St.	43 58	35	H	Syracuse	60 68		78	H	Youngstown St.	78 52	186	A	Wake Forest	65 41	
12	H	Princeton	43 59	48	A	Duquesne	77 87		82	A	North Carolina St.	60 50	200	H	Virginia Tech	53 35	
14	A	Duke	45 62						86	A	Georgia Tech	75 72	200 N		Virginia Tech	45 51	
16	H	North Carolina	84 59										203	H	Clemson	61 56	
													206	H	Radford	72 47	
													240	H	Niagara	70 54	
													284	H	Loyola Maryland	84 46	
													320	H	Saint Francis (PA)	97 59	
													347	H	Delaware St.	93 58	
LAST 12 Division I GAMES:																	
				200 N		Virginia Tech	45 51		200	H	Virginia Tech	53 35					
				203	H	Clemson	61 56		7	A	Louisville	35 48					
				1	A	Notre Dame	59 87		82	A	North Carolina St.	60 50					
				35	A	Syracuse	54 68		65	H	Miami (FL)	81 66					
				110	H	Virginia	68 63		14	A	Duke	45 62					
				186	A	Wake Forest	65 41		120	H	Boston College	78 70					

Non-Div I Games:

Pittsburgh

■ Loss,
 ■ Non-Conf, S Site,
 ■ Home
 ■ Away
 N Neutral

Average RPI Win: 263	WON-LOST	WINNING	LAST 10	STRENGTH OF	OPP. STRENGTH	TEAM	ADJ.	CONF.	ADJ CONF.
Average RPI Loss: 118	RECORD	PCT. RANK	GAMES	SCHEDULE	OF SCHEDULE	RPI	RPI	RPI	RPI
DIV. I ONLY	4- 26	334	0- 10	103	109	292	292	9	9
DIV. I NON-CONF.	2- 9	297	0- 0	113	167	271	271	8	8
TOTALS	RPI 1-25	RPI 26-50	W-L RECORDS	RPI 51-100	RPI 101-150	RPI 150+			
4- 26	0- 1	0- 5	OVERALL	0- 8	0- 4	4- 8			
3- 10	0- 0	0- 3	HOME	0- 4	0- 1	3- 2			
0- 15	0- 0	0- 1	AWAY	0- 0	0- 1	0- 1			
1- 1	0- 0	0- 0	NEUTRAL	0- 0	0- 0	1- 1			
2- 9	0- 1	0- 1	NON-CONFERENCE	0- 2	0- 2	2- 3			
1- 3	0- 0	0- 1	HOME	0- 1	0- 0	1- 1			
0- 6	0- 1	0- 0	AWAY	0- 1	0- 2	0- 2			
1- 0	0- 0	0- 0	NEUTRAL	0- 0	0- 0	1- 0			
2- 17	0- 0	0- 4	CONFERENCE	0- 6	0- 2	2- 5			
2- 7	0- 0	0- 2	HOME	0- 3	0- 1	2- 1			
0- 9	0- 0	0- 2	AWAY	0- 3	0- 1	0- 3			
0- 1	0- 0	0- 0	NEUTRAL	0- 0	0- 0	0- 1			

RPI 1-25			RPI 26-50			RPI 51-100			RPI 101+ Team's RPI: 292		
RPI	S	Opponent	Score	RPI	S	Opponent	Score	RPI	S	Opponent	Score
19	A	Oregon St.	65 87	33	H	Washington	45 80	56	A	San Diego	72 80
				39	A	Gonzaga	57 79	56	H	San Diego	65 87
				39	H	Gonzaga	63 85	60	A	St. Mary's (CA)	53 66
				49	A	BYU	63 65	60	H	St. Mary's (CA)	58 62
				49	H	BYU	79 83	61	A	Pacific	69 71
								61	H	Pacific	78 80
								81	A	CSUN	41 45
								91	H	Montana	55 69
LAST 12 Division I GAMES:											
224	N	Santa Clara	58 66	230	A	Pepperdine	72 76	112	A	Boise St.	58 94
56	A	San Diego	72 80	224	H	Santa Clara	55 64	129	A	Eastern Wash.	65 72
49	A	BYU	63 65	137	H	San Francisco	44 79	137	A	San Francisco	68 85
60	H	St. Mary's (CA)	58 62	39	H	Gonzaga	63 85	137	H	San Francisco	44 79
61	H	Pacific	78 80	60	A	St. Mary's (CA)	53 66	159	A	Cal Poly	67 76
272	A	Loyola Marymount	73 77	61	A	Pacific	69 71	180	H	Oregon	49 72
								224	A	Santa Clara	68 83
								224	H	Santa Clara	55 64
								224	N	Santa Clara	58 66
								230	A	Pepperdine	72 76
								230	H	Pepperdine	80 61
								238	N	Utah	58 50
								272	A	Loyola Marymount	73 77
								272	H	Loyola Marymount	83 65
								287	A	Nevada	59 84
								312	H	Portland St.	91 63

Non-Div I Games:

Portland

■ Loss,
 ■ Non-Conf, S Site,
 ■ Home
 ■ Away
 N Neutral

Average RPI Win:	230	WON-LOST	WINNING	LAST 10	STRENGTH OF	OPP. STRENGTH	TEAM	ADJ.	CONF.	ADJ CONF.
Average RPI Loss:	169	RECORD	PCT. RANK	GAMES	SCHEDULE	OF SCHEDULE	RPI	RPI	RPI	RPI
DIV. I ONLY	4- 23	331	1- 9	164	250	312	312	21	21	
DIV. I NON-CONF.	2- 7	290	0- 0	94	224	233	233	21	21	
TOTALS	RPI 1-25	RPI 26-50	W-L RECORDS	RPI 51-100	RPI 101-150	RPI 150+				
4- 23	0- 1	0- 1	OVERALL	0- 2	0- 7	4- 12				
3- 9	0- 0	0- 0	HOME	0- 1	0- 4	3- 4				
1- 14	0- 0	0- 1	AWAY	0- 0	0- 0	1- 0				
0- 0	0- 0	0- 0	NEUTRAL	0- 0	0- 0	0- 0				
2- 7	0- 1	0- 1	NON-CONFERENCE	0- 1	0- 1	2- 3				
1- 2	0- 0	0- 0	HOME	0- 1	0- 1	1- 0				
1- 5	0- 1	0- 1	AWAY	0- 0	0- 0	1- 3				
0- 0	0- 0	0- 0	NEUTRAL	0- 0	0- 0	0- 0				
2- 16	0- 0	0- 0	CONFERENCE	0- 1	0- 6	2- 9				
2- 7	0- 0	0- 0	HOME	0- 0	0- 3	2- 4				
0- 9	0- 0	0- 0	AWAY	0- 1	0- 3	0- 5				
0- 0	0- 0	0- 0	NEUTRAL	0- 0	0- 0	0- 0				

RPI 1-25				RPI 26-50				RPI 51-100				RPI 101+ Team's RPI: 312			
RPI	S	Opponent	Score	RPI	S	Opponent	Score	RPI	S	Opponent	Score	RPI	S	Opponent	Score
12	A	Princeton	33 104	39	A	Gonzaga	41 73	73	H	South Dakota	57 86	111	H	Long Beach St.	58 62
								91	A	Montana	31 72	119	A	Northern Colo.	50 90
												119	H	Northern Colo.	54 68
												129	A	Eastern Wash.	54 101
												129	H	Eastern Wash.	63 77
												135	A	Sacramento St.	77 123
												135	H	Sacramento St.	60 92
												169	A	Montana St.	46 63
												180	A	Oregon	56 63
												182	A	North Dakota	45 76
												182	H	North Dakota	73 70
												195	H	Navy	56 50
												196	A	Idaho	49 77
												196	H	Idaho	49 69
												241	H	Idaho St.	53 65
												254	A	Southern Utah	74 86
												254	H	Southern Utah	80 65
												260	H	Weber St.	51 60
												267	A	Northern Ariz.	46 94
												267	H	Northern Ariz.	62 79
												290	A	Columbia	71 66
												292	A	Portland	63 91
												298	A	Seattle	47 54
LAST 12 Division I GAMES:															
254	H	Southern Utah	80 65	196	H	Idaho	49 69	135	H	Sacramento St.	60 92	290	A	Columbia	71 66
267	H	Northern Ariz.	62 79	135	H	Sacramento St.	60 92	169	A	Montana St.	46 63	292	A	Portland	63 91
135	A	Sacramento St.	77 123	169	A	Montana St.	46 63	91	A	Montana	31 72	298	A	Seattle	47 54
119	A	Northern Colo.	50 90	91	A	Montana	31 72	241	H	Idaho St.	53 65				
182	A	North Dakota	45 76	241	H	Idaho St.	53 65	260	H	Weber St.	51 60				
129	H	Eastern Wash.	63 77	260	H	Weber St.	51 60								

Non-Div I Games: Corban 64 74 Western Wash. 64 75

Portland St.

Loss, Non-Conf, S Site, H Home A Away N Neutral

Prairie View

Through Games Of March 13, 2015

Average RPI Win:	312	WON-LOST	WINNING	LAST 10	STRENGTH OF	OPP. STRENGTH	TEAM	ADJ.	CONF.	ADJ CONF.
Average RPI Loss:	175	RECORD	PCT. RANK	GAMES	SCHEDULE	OF SCHEDULE	RPI	RPI	RPI	RPI
DIV. I ONLY	13- 18	229	5- 5	298	328	247	247	32	32	
DIV. I NON-CONF.	2- 9	297	0- 0	75	35	178	178	31	31	
TOTALS	RPI 1-25	RPI 26-50	W-L RECORDS	RPI 51-100	RPI 101-150	RPI 150+				
13- 18	0- 3	0- 1	OVERALL	0- 2	0- 1	13- 11				
6- 3	0- 0	0- 0	HOME	0- 0	0- 0	6- 3				
6- 12	0- 0	0- 0	AWAY	0- 1	0- 0	6- 4				
1- 3	0- 2	0- 0	NEUTRAL	0- 0	0- 0	1- 1				
2- 9	0- 3	0- 1	NON-CONFERENCE	0- 2	0- 1	2- 2				
0- 0	0- 0	0- 0	HOME	0- 0	0- 0	0- 0				
2- 7	0- 1	0- 1	AWAY	0- 2	0- 1	2- 2				
0- 2	0- 2	0- 0	NEUTRAL	0- 0	0- 0	0- 0				
11- 9	0- 0	0- 0	CONFERENCE	0- 0	0- 0	11- 9				
6- 3	0- 0	0- 0	HOME	0- 0	0- 0	6- 3				
4- 5	0- 0	0- 0	AWAY	0- 0	0- 0	4- 5				
1- 1	0- 0	0- 0	NEUTRAL	0- 0	0- 0	1- 1				

RPI 1-25				RPI 26-50				RPI 51-100				RPI 101+ Team's RPI: 247			
RPI	S	Opponent	Score	RPI	S	Opponent	Score	RPI	S	Opponent	Score	RPI	S	Opponent	Score
4	A	Baylor	64 108	32	A	Texas A&M	41 59	70	A	Hawaii	58 72	124	A	Stephen F. Austin	73 83
16	N	North Carolina	45 81					71	A	TCU	50 56	187	A	Texas Southern	55 70
18	N	Stanford	45 88									187	H	Texas Southern	63 61
												224	A	Southern U.	51 67
												224	H	Southern U.	50 78
												224	N	Southern U.	40 64
												245	A	UTEP	48 86
												266	A	Alabama St.	42 60
												266	H	Alabama St.	65 73
												270	A	Rice	58 70
												276	A	Jackson St.	60 65
												276	H	Jackson St.	82 65
												288	A	Houston	61 56
												295	A	Sam Houston St.	70 53
												313	A	Grambling	59 51
												313	H	Grambling	85 57
												316	A	Alcorn	46 68
												316	H	Alcorn	48 63
												316	N	Alcorn	66 59
												336	A	Ark.-Pine Bluff	83 66
												336	H	Ark.-Pine Bluff	84 63
												346	A	Alabama A&M	81 71
												346	H	Alabama A&M	81 64
												349	A	Mississippi Val.	78 61
												349	H	Mississippi Val.	69 50
LAST 12 Division I GAMES:															
		224	N	Southern U.	40	64			336	H	Ark.-Pine Bluff	84	63		
		316	N	Alcorn	66	59			349	H	Mississippi Val.	69	50		
		316	H	Alcorn	48	63			313	A	Grambling	59	51		
		224	H	Southern U.	50	78			276	A	Jackson St.	60	65		
		266	A	Alabama St.	42	60			187	A	Texas Southern	55	70		
		346	A	Alabama A&M	81	71			266	H	Alabama St.	65	73		

Non-Div I Games: Schreiner 90 38

Prairie View

Loss, Non-Conf, S Site, H Home A Away N Neutral

Presbyterian

Through Games Of March 13, 2015

Average RPI Win:	304	WON-LOST	WINNING	LAST 10	STRENGTH OF	OPP. STRENGTH	TEAM	ADJ.	CONF.	ADJ CONF.
Average RPI Loss:	176	RECORD	PCT. RANK	GAMES	SCHEDULE	OF SCHEDULE	RPI	RPI	RPI	RPI
DIV. I ONLY	14- 15	188	5- 5	311	341	244	244	28	28	
DIV. I NON-CONF.	3- 4	197	0- 0	239	344	184	184	32	32	
TOTALS	RPI 1-25	RPI 26-50	W-L RECORDS	RPI 51-100	RPI 101-150	RPI 150+				
14- 15	0- 0	0- 0	OVERALL	0- 2	1- 4	13- 9				
8- 3	0- 0	0- 0	HOME	0- 1	1- 0	7- 2				
5- 11	0- 0	0- 0	AWAY	0- 1	0- 3	5- 7				
1- 1	0- 0	0- 0	NEUTRAL	0- 0	0- 1	1- 0				
3- 4	0- 0	0- 0	NON-CONFERENCE	0- 0	0- 2	3- 2				
1- 0	0- 0	0- 0	HOME	0- 0	0- 0	1- 0				
2- 4	0- 0	0- 0	AWAY	0- 0	0- 2	2- 2				
0- 0	0- 0	0- 0	NEUTRAL	0- 0	0- 0	0- 0				
11- 11	0- 0	0- 0	CONFERENCE	0- 2	1- 2	10- 7				
7- 3	0- 0	0- 0	HOME	0- 1	1- 0	6- 2				
3- 7	0- 0	0- 0	AWAY	0- 1	0- 1	3- 5				
1- 1	0- 0	0- 0	NEUTRAL	0- 0	0- 1	1- 0				

RPI S	Opponent	Score	RPI S	Opponent	Score	RPI S	Opponent	Score	RPI S	Opponent	Score	Team's RPI: 244
						63	A Liberty	42 59	121	A Old Dominion	26 41	
						63	H Liberty	41 63	142	A VCU	36 55	
									149	A High Point	49 54	
									149	H High Point	78 59	
									149	N High Point	62 75	
									155	A Charlotte	50 66	
									191	A Xavier	43 45	
									199	A Winthrop	51 54	
									199	H Winthrop	53 60	
									204	A Campbell	45 58	
									204	H Campbell	51 42	
									206	A Radford	68 75	
									206	H Radford	35 43	
									280	A Gardner-Webb	47 50	
									280	H Gardner-Webb	55 50	
									283	H South Carolina St.	46 33	
									301	A Western Caro.	51 44	
									306	A UNC Asheville	46 59	
									306	H UNC Asheville	69 57	
									333	A Coastal Caro.	84 78	
									333	H Coastal Caro.	78 56	
									339	A N.C. Central	45 33	
									344	A Longwood	36 32	
									344	H Longwood	53 48	
									348	A Charleston So.	56 48	
									348	H Charleston So.	71 40	
LAST 12 Division I GAMES:												
			149	N High Point	62 75	333	H Coastal Caro.	78 56				
			348	N Charleston So.	47 39	206	A Radford	68 75				
			199	H Winthrop	53 60	149	H High Point	78 59				
			348	A Charleston So.	56 48	280	A Gardner-Webb	47 50				
			344	A Longwood	36 32	306	A UNC Asheville	46 59				
			63	H Liberty	41 63	204	H Campbell	51 42				

Non-Div I Games: Southern Wesleyan 81 50 Allen 120 45

Presbyterian

Loss, Non-Conf, S Site, H Home A Away N Neutral

RPI S Opponent Score

RPI S Opponent Score
348 N Charleston So. 47 39

P
r
e
s
b
y
t
e
r
i
a
n

P
r
e
s
b
y
t
e
r
i
a
n

Presbyterian

Average RPI Loss: 0

Average RPI Win: 153		WON-LOST	WINNING	LAST 10	STRENGTH OF	OPP. STRENGTH	TEAM	ADJ.	CONF.	ADJ CONF.
Average RPI Loss: 0		RECORD	PCT. RANK	GAMES	SCHEDULE	OF SCHEDULE	RPI	RPI	RPI	RPI
DIV. I ONLY		30- 0	1	10- 0	128	74	12	12	7	7
DIV. I NON-CONF.		16- 0	1	0- 0	153	49	15	15	10	10
TOTALS		RPI 1-25	RPI 26-50		W-L RECORDS	RPI 51-100	RPI 101-150		RPI 150+	
30- 0	0- 0		3- 0	OVERALL	6- 0		8- 0		13- 0	
11- 0	0- 0		0- 0	HOME	2- 0		3- 0		6- 0	
15- 0	0- 0		3- 0	AWAY	3- 0		4- 0		5- 0	
4- 0	0- 0		0- 0	NEUTRAL	1- 0		1- 0		2- 0	
16- 0	0- 0		3- 0	NON-CONFERENCE	4- 0		2- 0		7- 0	
4- 0	0- 0		0- 0	HOME	1- 0		0- 0		3- 0	
8- 0	0- 0		3- 0	AWAY	2- 0		1- 0		2- 0	
4- 0	0- 0		0- 0	NEUTRAL	1- 0		1- 0		2- 0	
14- 0	0- 0		0- 0	CONFERENCE	2- 0		6- 0		6- 0	
7- 0	0- 0		0- 0	HOME	1- 0		3- 0		3- 0	
7- 0	0- 0		0- 0	AWAY	1- 0		3- 0		3- 0	
0- 0	0- 0		0- 0	NEUTRAL	0- 0		0- 0		0- 0	

RPI 1-25		Team's RPI: 12		RPI 26-50		RPI 51-100		RPI 101+							
RPI	S	Opponent	Score	RPI	S	Opponent	Score	RPI	S	Opponent	Score				
				41	A	Pittsburgh	59 43	51	A	Penn	55 42	115	A	Hampton	75 63
				48	A	Duquesne	79 62	51	H	Penn	83 54	118	A	Harvard	96 46
				50	A	American	63 56	67	A	Michigan	85 55	118	H	Harvard	78 57
								72	A	Fordham	67 53	127	A	Yale	56 50
								74	H	Drexel	59 43	127	H	Yale	67 49
								91	N	Montana	80 55	130	A	Cornell	70 37
												130	H	Cornell	75 47
												144	N	Hartford	64 51
												153	A	Dartmouth	83 65
												153	H	Dartmouth	70 31
												155	N	Charlotte	73 43
												177	A	Delaware	87 59
												186	N	Wake Forest	72 55
												232	A	Brown	86 58
												232	H	Brown	79 67
												242	A	Monmouth	84 53
												290	A	Columbia	63 44
												290	H	Columbia	83 44
												300	H	Georgetown	83 54
												312	H	Portland St.	104 33
												324	H	Binghamton	96 58
LAST 12 Division I GAMES:															
				51	A	Penn	55 42	153	H	Dartmouth	70 31				
				290	A	Columbia	63 44	127	A	Yale	56 50				
				130	A	Cornell	70 37	232	A	Brown	86 58				
				232	H	Brown	79 67	130	H	Cornell	75 47				
				127	H	Yale	67 49	290	H	Columbia	83 44				
				118	H	Harvard	78 57	153	A	Dartmouth	83 65				

Non-Div I Games:

Princeton

■ Loss, ■ Non-Conf, S Site, H Home A Away N Neutral

Providence

Through Games Of March 13, 2015

Average RPI Win:	187	WON-LOST	WINNING	LAST 10	STRENGTH OF	OPP. STRENGTH	TEAM	ADJ.	CONF.	ADJ CONF.
Average RPI Loss:	122	RECORD	PCT. RANK	GAMES	SCHEDULE	OF SCHEDULE	RPI	RPI	RPI	RPI
DIV. I ONLY	6- 24	314	1- 9	89	80	269	269	10	10	
DIV. I NON-CONF.	3- 8	263	0- 0	54	63	204	204	9	9	
TOTALS	RPI 1-25	RPI 26-50	W-L RECORDS	RPI 51-100	RPI 101-150	RPI 150+				
6- 24	0- 2	1- 4	OVERALL	1- 6	0- 5	4- 7				
5- 9	0- 0	1- 2	HOME	1- 2	0- 2	3- 3				
1- 14	0- 2	0- 2	AWAY	0- 4	0- 3	1- 3				
0- 1	0- 0	0- 0	NEUTRAL	0- 0	0- 0	0- 1				
3- 8	0- 2	1- 0	NON-CONFERENCE	0- 1	0- 3	2- 2				
3- 2	0- 0	1- 0	HOME	0- 0	0- 1	2- 1				
0- 6	0- 2	0- 0	AWAY	0- 1	0- 2	0- 1				
0- 0	0- 0	0- 0	NEUTRAL	0- 0	0- 0	0- 0				
3- 16	0- 0	0- 4	CONFERENCE	1- 5	0- 2	2- 5				
2- 7	0- 0	0- 2	HOME	1- 2	0- 1	1- 2				
1- 8	0- 0	0- 2	AWAY	0- 3	0- 1	1- 2				
0- 1	0- 0	0- 0	NEUTRAL	0- 0	0- 0	0- 1				

RPI S	Opponent	Score	RPI S	Opponent	Score	RPI S	Opponent	Score	RPI S	Opponent	Score	Team's RPI: 269
13	A Dayton	56 72	37	A DePaul	42 90	76	A Villanova	62 71	120	A Boston College	51 79	
15	A FGCU	58 68	37	H DePaul	66 103	76	H Villanova	51 49	134	H Rhode Island	56 63	
			38	A Seton Hall	40 67	85	A St. John's (NY)	49 70	144	A Hartford	54 57	
			38	H Seton Hall	67 68	85	H St. John's (NY)	52 68	146	A Butler	61 66	
			48	H Duquesne	67 56	88	A Creighton	57 84	146	H Butler	59 67	
						88	H Creighton	54 65	156	A Bryant	80 90	
						92	A Richmond	59 75	191	A Xavier	59 71	
									191	H Xavier	57 68	
									200	H Virginia Tech	69 72	
									218	H UMass Lowell	66 54	
									232	H Brown	78 69	
									248	A Marquette	66 58	
									248	H Marquette	64 72	
									248	N Marquette	75 78	
									300	A Georgetown	61 69	
									300	H Georgetown	81 66	
LAST 12 Division I GAMES:												
248	N Marquette	75 78	85	A St. John's (NY)	49 70							
300	H Georgetown	81 66	38	A Seton Hall	40 67							
76	A Villanova	62 71	191	H Xavier	57 68							
37	H DePaul	66 103	146	H Butler	59 67							
248	H Marquette	64 72	37	A DePaul	42 90							
88	A Creighton	57 84	248	A Marquette	66 58							

Non-Div I Games:

Providence

Loss, Non-Conf, S Site, H Home A Away N Neutral

Average RPI Win: 149	WON-LOST	WINNING	LAST 10	STRENGTH OF	OPP. STRENGTH	TEAM	ADJ.	CONF.	ADJ CONF.
Average RPI Loss: 59	RECORD	PCT. RANK	GAMES	SCHEDULE	OF SCHEDULE	RPI	RPI	RPI	RPI
DIV. I ONLY	11- 20	258	1- 9	17	35	133	133	4	4
DIV. I NON-CONF.	7- 4	107	0- 0	10	38	53	53	2	2
TOTALS	RPI 1-25	RPI 26-50	W-L RECORDS	RPI 51-100	RPI 101-150	RPI 150+			
11- 20	0- 6	1- 8	OVERALL	1- 2	5- 1	4- 3			
6- 10	0- 2	0- 4	HOME	1- 1	2- 1	3- 2			
3- 8	0- 3	1- 3	AWAY	0- 1	2- 0	0- 1			
2- 2	0- 1	0- 1	NEUTRAL	0- 0	1- 0	1- 0			
7- 4	0- 4	0- 0	NON-CONFERENCE	1- 0	4- 0	2- 0			
5- 2	0- 2	0- 0	HOME	1- 0	2- 0	2- 0			
1- 1	0- 1	0- 0	AWAY	0- 0	1- 0	0- 0			
1- 1	0- 1	0- 0	NEUTRAL	0- 0	1- 0	0- 0			
4- 16	0- 2	1- 8	CONFERENCE	0- 2	1- 1	2- 3			
1- 8	0- 0	0- 4	HOME	0- 1	0- 1	1- 2			
2- 7	0- 2	1- 3	AWAY	0- 1	1- 0	0- 1			
1- 1	0- 0	0- 1	NEUTRAL	0- 0	0- 0	1- 0			

RPI	S	Opponent	Score	RPI	S	Opponent	Score	RPI	S	Opponent	Score	RPI	S	Opponent	Score	Team's RPI: 133
6	A	Maryland	64 88	28	A	Ohio St.	60 92	67	A	Michigan	50 81	105	H	Kansas	61 48	
9	A	Iowa	59 73	28	H	Ohio St.	71 79	79	H	Michigan St.	56 61	106	A	Illinois	62 55	
10	H	Florida St.	64 67	34	H	Northwestern	65 73	83	H	Wright St.	70 46	106	H	Illinois	46 47	
11	N	George Washington	59 79	36	A	Nebraska	59 69					126	H	Toledo	66 48	
13	A	Dayton	61 63	43	A	Rutgers	49 78					128	A	Ball St.	66 60	
23	H	Green Bay	78 81	43	H	Rutgers	49 58					138	N	Texas Tech	69 53	
				44	A	Minnesota	90 88					162	H	Wisconsin	56 65	
				44	H	Minnesota	68 81					162	N	Wisconsin	58 56	
				44	N	Minnesota	78 82					166	A	Indiana	55 72	
												166	H	Indiana	86 64	
												227	H	Penn St.	50 54	
												275	H	UC Irvine	69 44	
												309	H	Denver	65 51	
LAST 12 Division I GAMES:																
		44 N Minnesota	78 82			43 A Rutgers	49 78									
		162 N Wisconsin	58 56			34 H Northwestern	65 73									
		79 H Michigan St.	56 61			227 H Penn St.	50 54									
		67 A Michigan	50 81			166 A Indiana	55 72									
		106 H Illinois	46 47			43 H Rutgers	49 58									
		28 A Ohio St.	60 92			28 H Ohio St.	71 79									

Non-Div I Games:

Purdue

■ Loss,
 ■ Non-Conf,
 ■ S Site,
 ■ H Home
 ■ A Away
 N Neutral

Quinnipiac

Through Games Of March 13, 2015

Average RPI Win:	199	WON-LOST	WINNING	LAST 10	STRENGTH OF	OPP. STRENGTH	TEAM	ADJ.	CONF.	ADJ CONF.
Average RPI Loss:	45	RECORD	PCT. RANK	GAMES	SCHEDULE	OF SCHEDULE	RPI	RPI	RPI	RPI
DIV. I ONLY	31- 3	7	10- 0	106	202	25	25	24	24	
DIV. I NON-CONF.	8- 3	71	0- 0	8	28	14	14	24	24	
TOTALS	RPI 1-25	RPI 26-50	W-L RECORDS	RPI 51-100	RPI 101-150	RPI 150+				
31- 3	0- 2	0- 0	OVERALL	4- 0	5- 1	22- 0				
14- 0	0- 0	0- 0	HOME	3- 0	2- 0	9- 0				
13- 1	0- 0	0- 0	AWAY	1- 0	2- 0	10- 0				
4- 2	0- 1	0- 0	NEUTRAL	0- 0	1- 1	3- 0				
8- 3	0- 2	0- 0	NON-CONFERENCE	4- 0	2- 1	2- 0				
4- 0	0- 0	0- 0	HOME	3- 0	1- 0	0- 0				
2- 1	0- 1	0- 0	AWAY	1- 0	1- 0	0- 0				
2- 2	0- 1	0- 0	NEUTRAL	0- 0	0- 1	2- 0				
23- 0	0- 0	0- 0	CONFERENCE	0- 0	3- 0	20- 0				
10- 0	0- 0	0- 0	HOME	0- 0	1- 0	9- 0				
11- 0	0- 0	0- 0	AWAY	0- 0	1- 0	10- 0				
2- 0	0- 0	0- 0	NEUTRAL	0- 0	1- 0	1- 0				

RPI	S	Opponent	Score	RPI	S	Opponent	Score	RPI	S	Opponent	Score	RPI	S	Opponent	Score
1	A	Notre Dame	52 112					74	H	Drexel	74 50	115	H	Hampton	87 59
15	N	FGCU	65 71					77	H	Albany (NY)	66 62	117	A	Marist	80 62
								87	A	Saint Joseph's	69 67	117	H	Marist	73 55
								99	H	Army	79 64	117	N	Marist	72 61
												118	N	Harvard	83 87
												144	A	Hartford	70 58
												168	A	Siena	64 47
												168	A	Siena	87 62
												168	H	Siena	78 65
												178	A	Fairfield	67 66
												178	H	Fairfield	83 43
												188	N	Holy Cross	74 67
												198	A	Iona	79 72
												198	H	Iona	85 74
												202	N	Alabama	73 66
												240	A	Niagara	71 68
												240	H	Niagara	80 66
												242	A	Monmouth	87 48
												242	H	Monmouth	94 53
												242	N	Monmouth	82 61
												262	A	Canisius	86 66
												262	H	Canisius	88 85
												277	A	Rider	91 53
												277	H	Rider	96 54
												322	A	Manhattan	82 71
												322	H	Manhattan	85 51
LAST 12 Division I GAMES:															

Non-Div I Games:

Quinnipiac

RPI	S	Opponent	Score	
327	A	Saint Peter's	81	50
327	H	Saint Peter's	82	52

Q
u
i
n
n
i
p
i
a
c

Q
u
i
n
n
i
p
i
a
c

Quinnipiac

[illegible]

Non-Div I Games:	West Virginia St.	52	58
------------------	-------------------	----	----

Page 257

Rhode Island

Through Games Of March 13, 2015

Average RPI Win:	196	WON-LOST	WINNING	LAST 10	STRENGTH OF	OPP. STRENGTH	TEAM	ADJ.	CONF.	ADJ CONF.
Average RPI Loss:	123	RECORD	PCT. RANK	GAMES	SCHEDULE	OF SCHEDULE	RPI	RPI	RPI	RPI
DIV. I ONLY	17- 13	122	5- 5	172	116	134	134	6	6	
DIV. I NON-CONF.	8- 4	92	0- 0	298	268	175	175	6	6	
TOTALS	RPI 1-25	RPI 26-50	W-L RECORDS	RPI 51-100	RPI 101-150	RPI 150+				
17- 13	0- 2	1- 2	OVERALL	2- 2	0- 1	14- 6				
9- 5	0- 1	1- 0	HOME	2- 2	0- 0	6- 2				
6- 7	0- 1	0- 1	AWAY	0- 0	0- 1	6- 4				
2- 1	0- 0	0- 1	NEUTRAL	0- 0	0- 0	2- 0				
8- 4	0- 0	0- 0	NON-CONFERENCE	0- 1	0- 0	8- 3				
3- 3	0- 0	0- 0	HOME	0- 1	0- 0	3- 2				
4- 1	0- 0	0- 0	AWAY	0- 0	0- 0	4- 1				
1- 0	0- 0	0- 0	NEUTRAL	0- 0	0- 0	1- 0				
9- 9	0- 2	1- 2	CONFERENCE	2- 1	0- 1	6- 3				
6- 2	0- 1	1- 0	HOME	2- 1	0- 0	3- 0				
2- 6	0- 1	0- 1	AWAY	0- 0	0- 1	2- 3				
1- 1	0- 0	0- 1	NEUTRAL	0- 0	0- 0	1- 0				

RPI 1-25				RPI 26-50				RPI 51-100				RPI 101+ Team's RPI: 134			
RPI	S	Opponent	Score	RPI	S	Opponent	Score	RPI	S	Opponent	Score	RPI	S	Opponent	Score
11	H	George Washington	49 59	48	A	Duquesne	50 60	68	H	East Carolina	38 66	142	A	VCU	48 64
13	A	Dayton	33 77	48	H	Duquesne	62 61	72	H	Fordham	71 56	152	H	Saint Louis	68 53
				48	N	Duquesne	53 66	87	H	Saint Joseph's	63 61	153	H	Dartmouth	44 54
								92	H	Richmond	50 54	156	A	Bryant	60 56
												165	H	Central Conn. St.	58 46
												167	A	St. Bonaventure	59 73
												185	A	La Salle	45 47
												185	H	La Salle	55 54
												185	N	La Salle	65 60
												190	H	Marshall	45 61
												197	A	Massachusetts	70 78
												197	H	Massachusetts	70 58
												218	A	UMass Lowell	75 66
												232	H	Brown	65 61
												235	A	George Mason	57 45
												237	N	Towson	60 49
												263	A	Davidson	71 62
												269	A	Providence	63 56
												290	A	Columbia	69 79
												311	A	LIU Brooklyn	66 49
												321	H	Boston U.	56 48
LAST 12 Division I GAMES:															
				48	N	Duquesne	53 66	72	H	Fordham	71 56				
				185	N	La Salle	65 60	87	H	Saint Joseph's	63 61				
				197	A	Massachusetts	70 78	167	A	St. Bonaventure	59 73				
				152	H	Saint Louis	68 53	197	H	Massachusetts	70 58				
				48	A	Duquesne	50 60	92	H	Richmond	50 54				
				185	A	La Salle	45 47	235	A	George Mason	57 45				

Non-Div I Games:

Rhode Island

■ Loss,
 ■ Non-Conf,
 ■ S Site,
 ■ H Home
 ■ A Away
 N Neutral

Average RPI Win:	256	WON-LOST	WINNING	LAST 10	STRENGTH OF	OPP. STRENGTH	TEAM	ADJ.	CONF.	ADJ CONF.
Average RPI Loss:	144	RECORD	PCT. RANK	GAMES	SCHEDULE	OF SCHEDULE	RPI	RPI	RPI	RPI
DIV. I ONLY	9- 21	277	2- 8	141	245	270	270	17	17	
DIV. I NON-CONF.	5- 6	178	0- 0	73	318	183	183	18	18	
TOTALS	RPI 1-25	RPI 26-50	W-L RECORDS	RPI 51-100	RPI 101-150	RPI 150+				
9- 21	0- 1	0- 3	OVERALL	0- 2	0- 5	9- 10				
8- 8	0- 0	0- 2	HOME	0- 0	0- 2	8- 4				
1- 12	0- 1	0- 1	AWAY	0- 2	0- 2	1- 6				
0- 1	0- 0	0- 0	NEUTRAL	0- 0	0- 1	0- 0				
5- 6	0- 1	0- 2	NON-CONFERENCE	0- 0	0- 1	5- 2				
5- 2	0- 0	0- 1	HOME	0- 0	0- 1	5- 0				
0- 4	0- 1	0- 1	AWAY	0- 0	0- 0	0- 2				
0- 0	0- 0	0- 0	NEUTRAL	0- 0	0- 0	0- 0				
4- 15	0- 0	0- 1	CONFERENCE	0- 2	0- 4	4- 8				
3- 6	0- 0	0- 1	HOME	0- 0	0- 1	3- 4				
1- 8	0- 0	0- 0	AWAY	0- 2	0- 2	1- 4				
0- 1	0- 0	0- 0	NEUTRAL	0- 0	0- 1	0- 0				

RPI 1-25				RPI 26-50				RPI 51-100				RPI 101+ Team's RPI: 270			
RPI	S	Opponent	Score	RPI	S	Opponent	Score	RPI	S	Opponent	Score	RPI	S	Opponent	Score
21	A	Texas	54 77	27	H	Western Ky.	76 83	66	A	Middle Tenn.	61 79	121	A	Old Dominion	68 83
				31	H	UALR	40 55	80	A	Southern Miss.	54 65	121	H	Old Dominion	55 62
				32	A	Texas A&M	55 76					121	N	Old Dominion	57 62
												122	A	Louisiana Tech	71 88
												124	H	Stephen F. Austin	59 70
												155	A	Charlotte	59 74
												155	H	Charlotte	59 62
												183	A	UTSA	62 58
												183	H	UTSA	49 60
												184	H	Lamar	97 63
												187	A	Texas Southern	63 69
												190	H	Marshall	69 72
												193	A	UAB	59 75
												217	H	McNeese St.	57 55
												223	H	Fla. Atlantic	70 82
												245	A	UTEP	51 54
												245	H	UTEP	79 62
												247	H	Prairie View	70 58
												250	H	A&M-Corpus Christi	59 54
												288	A	Houston	58 59
												316	H	Alcorn	61 33
												331	A	North Texas	48 53
												331	H	North Texas	58 55
												335	H	FIU	80 59
LAST 12 Division I GAMES:															
				121	N	Old Dominion	57 62	335	H	FIU	80 59				
				245	H	UTEP	79 62	193	A	UAB	59 75				
				183	H	UTSA	49 60	66	A	Middle Tenn.	61 79				
				155	A	Charlotte	59 74	27	H	Western Ky.	76 83				
				121	A	Old Dominion	68 83	190	H	Marshall	69 72				
				223	H	Fla. Atlantic	70 82	331	H	North Texas	58 55				

Non-Div I Games:

Rice

■ Loss,
■ Non-Conf,
■ S Site,
■ H Home
■ A Away
N Neutral

Average RPI Win:	211	WON-LOST	WINNING	LAST 10	STRENGTH OF	OPP. STRENGTH	TEAM	ADJ.	CONF.	ADJ CONF.
Average RPI Loss:	57	RECORD	PCT. RANK	GAMES	SCHEDULE	OF SCHEDULE	RPI	RPI	RPI	RPI
DIV. I ONLY	18- 13	119	5- 5	98	73	92	92	6	6	
DIV. I NON-CONF.	8- 5	123	0- 0	258	132	145	145	6	6	
TOTALS	RPI 1-25	RPI 26-50	W-L RECORDS	RPI 51-100	RPI 101-150	RPI 150+				
18- 13	0- 4	0- 3	OVERALL	0- 4	3- 1	15- 1				
10- 3	0- 2	0- 0	HOME	0- 0	1- 1	9- 0				
7- 7	0- 0	0- 0	AWAY	0- 1	2- 0	5- 0				
1- 3	0- 0	0- 1	NEUTRAL	0- 1	0- 0	1- 1				
8- 5	0- 0	0- 2	NON-CONFERENCE	0- 1	0- 1	8- 1				
4- 1	0- 0	0- 0	HOME	0- 0	0- 1	4- 0				
4- 2	0- 0	0- 1	AWAY	0- 1	0- 0	4- 0				
0- 2	0- 0	0- 1	NEUTRAL	0- 0	0- 0	0- 1				
10- 8	0- 4	0- 1	CONFERENCE	0- 3	3- 0	7- 0				
6- 2	0- 2	0- 0	HOME	0- 0	1- 0	5- 0				
3- 5	0- 2	0- 1	AWAY	0- 2	2- 0	1- 0				
1- 1	0- 0	0- 0	NEUTRAL	0- 1	0- 0	1- 0				

RPI 1-25				RPI 26-50				RPI 51-100				Team's RPI: 92	RPI 101+			
RPI	S	Opponent	Score	RPI	S	Opponent	Score	RPI	S	Opponent	Score		RPI	S	Opponent	Score
11	A	George Washington	67 77	30	A	James Madison	68 79	51	A	Penn	47 49		115	H	Hampton	53 64
11	H	George Washington	69 81	42	N	Arkansas	55 74	72	A	Fordham	64 65		134	A	Rhode Island	54 50
13	A	Dayton	41 79	48	A	Duquesne	51 58	72	N	Fordham	45 46		142	A	VCU	55 49
13	H	Dayton	62 76					87	A	Saint Joseph's	59 61		142	H	VCU	67 63
													152	H	Saint Louis	75 72
													167	H	St. Bonaventure	67 61
													172	N	Central Mich.	56 61
													179	A	William & Mary	59 56
													185	H	La Salle	72 60
													186	H	Wake Forest	79 72
													193	A	UAB	71 65
													197	H	Massachusetts	64 44
													197	N	Massachusetts	67 63
													226	A	UNCW	77 67
													235	H	George Mason	77 49
													263	A	Davidson	56 48
													269	H	Providence	75 59
													289	A	Eastern Ky.	70 56
													300	H	Georgetown	65 57
													344	H	Longwood	80 50
LAST 12 Division I GAMES:																
				72	N	Fordham	45 46	185	H	La Salle	72 60					
				197	N	Massachusetts	67 63	13	A	Dayton	41 79					
				142	A	VCU	55 49	152	H	Saint Louis	75 72					
				11	H	George Washington	69 81	142	H	VCU	67 63					
				87	A	Saint Joseph's	59 61	134	A	Rhode Island	54 50					
				48	A	Duquesne	51 58	13	H	Dayton	62 76					

Non-Div I Games:

Richmond

■ Loss,
 ■ Non-Conf,
 ■ S Site,
 ■ H Home
 ■ A Away
 N Neutral

Average RPI Win: 246	WON-LOST	WINNING	LAST 10	STRENGTH OF	OPP. STRENGTH	TEAM	ADJ.	CONF.	ADJ CONF.
Average RPI Loss: 196	RECORD	PCT. RANK	GAMES	SCHEDULE	OF SCHEDULE	RPI	RPI	RPI	RPI
DIV. I ONLY	11- 20	258	4- 6	316	246	277	277	24	24
DIV. I NON-CONF.	3- 7	250	0- 0	315	233	284	284	24	24
TOTALS	RPI 1-25	RPI 26-50	W-L RECORDS	RPI 51-100	RPI 101-150	RPI 150+			
11- 20	0- 2	0- 1	OVERALL	0- 0	1- 2	10- 15			
5- 7	0- 1	0- 0	HOME	0- 0	0- 1	5- 5			
6- 11	0- 1	0- 1	AWAY	0- 0	1- 1	5- 8			
0- 2	0- 0	0- 0	NEUTRAL	0- 0	0- 0	0- 2			
3- 7	0- 0	0- 1	NON-CONFERENCE	0- 0	1- 0	2- 6			
1- 1	0- 0	0- 0	HOME	0- 0	0- 0	1- 1			
2- 5	0- 0	0- 1	AWAY	0- 0	1- 0	1- 4			
0- 1	0- 0	0- 0	NEUTRAL	0- 0	0- 0	0- 1			
8- 13	0- 2	0- 0	CONFERENCE	0- 0	0- 2	8- 9			
4- 6	0- 1	0- 0	HOME	0- 0	0- 1	4- 4			
4- 6	0- 1	0- 0	AWAY	0- 0	0- 1	4- 4			
0- 1	0- 0	0- 0	NEUTRAL	0- 0	0- 0	0- 1			

RPI 1-25				RPI 26-50				RPI 51-100				RPI 101+ Team's RPI: 277			
RPI	S	Opponent	Score	RPI	S	Opponent	Score	RPI	S	Opponent	Score	RPI	S	Opponent	Score
25	A	Quinnipiac	54 96	38	A	Seton Hall	47 66					117	A	Marist	46 60
25	H	Quinnipiac	53 91									117	H	Marist	56 65
												121	A	Old Dominion	59 56
												168	A	Siena	56 49
												168	H	Siena	43 65
												177	A	Delaware	53 68
												178	A	Fairfield	40 43
												178	H	Fairfield	47 59
												198	A	Iona	85 81
												198	H	Iona	51 71
												210	H	Lafayette	48 66
												227	A	Penn St.	51 85
												237	A	Towson	51 53
												240	A	Niagara	33 44
												240	H	Niagara	61 56
												242	A	Monmouth	65 55
												242	H	Monmouth	62 66
												249	N	St. Francis Brooklyn	60 71
												257	H	UMBC	67 55
												262	A	Canisius	58 56
												262	H	Canisius	52 51
												311	A	LIU Brooklyn	59 56
												322	A	Manhattan	52 55
												322	H	Manhattan	65 40
												324	A	Binghamton	67 72
												327	A	Saint Peter's	49 50
LAST 12 Division I GAMES:															
				327	N	Saint Peter's	54 62					242	A	Monmouth	65 55
				117	H	Marist	56 65					327	H	Saint Peter's	54 49
				25	H	Quinnipiac	53 91					25	A	Quinnipiac	54 96
				240	A	Niagara	33 44					168	H	Siena	43 65
				262	A	Canisius	58 56					262	H	Canisius	52 51
				322	H	Manhattan	65 40					168	A	Siena	56 49

Non-Div I Games:

Rider

■ Loss,
 ■ Non-Conf,
 ■ S Site,
 ■ Home
 ■ A Away
 N Neutral

R
i
d
e
r

Rider
RPI S Opponent Score

Through Games Of March 13, 2015

RPI	S	Opponent	Score
327	H	Saint Peter's	54 49
327	N	Saint Peter's	54 62

R
i
d
e
r

Rider

Average RPI Win:	270	WON-LOST	WINNING	LAST 10	STRENGTH OF	OPP. STRENGTH	TEAM	ADJ.	CONF.	ADJ CONF.
Average RPI Loss:	158	RECORD	PCT. RANK	GAMES	SCHEDULE	OF SCHEDULE	RPI	RPI	RPI	RPI
DIV. I ONLY	17- 14	147	7- 3	252	292	181	181	29	29	
DIV. I NON-CONF.	2- 9	297	0- 0	131	135	237	237	28	28	
TOTALS	RPI 1-25	RPI 26-50	W-L RECORDS	RPI 51-100	RPI 101-150	RPI 150+				
17- 14	0- 1	0- 1	OVERALL	0- 2	0- 2	17- 8				
9- 4	0- 0	0- 1	HOME	0- 1	0- 0	9- 2				
8- 10	0- 1	0- 0	AWAY	0- 1	0- 2	8- 6				
0- 0	0- 0	0- 0	NEUTRAL	0- 0	0- 0	0- 0				
2- 9	0- 1	0- 1	NON-CONFERENCE	0- 2	0- 2	2- 3				
0- 3	0- 0	0- 1	HOME	0- 1	0- 0	0- 1				
2- 6	0- 1	0- 0	AWAY	0- 1	0- 2	2- 2				
0- 0	0- 0	0- 0	NEUTRAL	0- 0	0- 0	0- 0				
15- 5	0- 0	0- 0	CONFERENCE	0- 0	0- 0	15- 5				
9- 1	0- 0	0- 0	HOME	0- 0	0- 0	9- 1				
6- 4	0- 0	0- 0	AWAY	0- 0	0- 0	6- 4				
0- 0	0- 0	0- 0	NEUTRAL	0- 0	0- 0	0- 0				

RPI 1-25				RPI 26-50				RPI 51-100				RPI 101+ Team's RPI: 181			
RPI	S	Opponent	Score	RPI	S	Opponent	Score	RPI	S	Opponent	Score	RPI	S	Opponent	Score
9	A	Iowa	67 85	48	H	Duquesne	57 71	78	H	Youngstown St.	65 73	106	A	Illinois	48 66
								97	A	Hofstra	51 71	130	A	Cornell	59 70
												156	A	Bryant	68 62
												156	A	Bryant	66 69
												156	H	Bryant	87 84
												165	A	Central Conn. St.	46 63
												165	H	Central Conn. St.	60 48
												185	H	La Salle	61 75
												190	A	Marshall	46 62
												191	A	Xavier	65 70
												219	A	Sacred Heart	60 69
												219	H	Sacred Heart	76 65
												249	A	St. Francis Brooklyn	69 64
												249	H	St. Francis Brooklyn	67 64
												257	A	UMBC	84 60
												302	A	Fairleigh Dickinson	69 68
												302	H	Fairleigh Dickinson	89 61
												302	H	Fairleigh Dickinson	71 58
												311	A	LIU Brooklyn	77 58
												311	H	LIU Brooklyn	67 46
												319	A	Mt. St. Mary's	68 44
												319	H	Mt. St. Mary's	66 44
												320	A	Saint Francis (PA)	68 71
												320	H	Saint Francis (PA)	71 60
												323	A	Wagner	86 47
												323	H	Wagner	60 66
LAST 12 Division I GAMES:															
156	A	Bryant	68 62	311	H	LIU Brooklyn	67 46	165	H	Central Conn. St.	60 48	311	A	LIU Brooklyn	77 58
302	H	Fairleigh Dickinson	89 61	302	A	Fairleigh Dickinson	69 68	302	H	Fairleigh Dickinson	71 58	302	A	Fairleigh Dickinson	69 68
323	H	Wagner	60 66	302	H	Fairleigh Dickinson	71 58	156	H	Bryant	87 84	323	H	Wagner	60 66
320	H	Saint Francis (PA)	71 60												
219	A	Sacred Heart	60 69												
156	A	Bryant	66 69												

Non-Div I Games:

Robert Morris

■ Loss,
 ■ Non-Conf,
 ■ S Site,
 ■ H Home
 ■ A Away
 N Neutral

RPI	S	Opponent	Score
337	A	Coppin St.	75 58

R
o
b
e
r
t
M
o
r
r
i
s

R
o
b
e
r
t
M
o
r
r
i
s

Robert Morris

Average RPI Win:	154	WON-LOST	WINNING	LAST 10	STRENGTH OF	OPP. STRENGTH	TEAM	ADJ.	CONF.	ADJ CONF.
Average RPI Loss:	24	RECORD	PCT. RANK	GAMES	SCHEDULE	OF SCHEDULE	RPI	RPI	RPI	RPI
DIV. I ONLY	22- 9	54	6- 4	83	5	43	43	4	4	
DIV. I NON-CONF.	9- 2	35	0- 0	238	6	77	77	2	2	
TOTALS	RPI 1-25	RPI 26-50	W-L RECORDS	RPI 51-100	RPI 101-150	RPI 150+				
22- 9	0- 5	3- 3	OVERALL	4- 1	4- 0	11- 0				
11- 4	0- 4	2- 0	HOME	2- 0	2- 0	5- 0				
10- 4	0- 1	1- 2	AWAY	2- 1	2- 0	5- 0				
1- 1	0- 0	0- 1	NEUTRAL	0- 0	0- 0	1- 0				
9- 2	0- 2	1- 0	NON-CONFERENCE	2- 0	1- 0	5- 0				
4- 2	0- 2	0- 0	HOME	1- 0	0- 0	3- 0				
5- 0	0- 0	1- 0	AWAY	1- 0	1- 0	2- 0				
0- 0	0- 0	0- 0	NEUTRAL	0- 0	0- 0	0- 0				
13- 7	0- 3	2- 3	CONFERENCE	2- 1	3- 0	6- 0				
7- 2	0- 2	2- 0	HOME	1- 0	2- 0	2- 0				
5- 4	0- 1	0- 2	AWAY	1- 1	1- 0	3- 0				
1- 1	0- 0	0- 1	NEUTRAL	0- 0	0- 0	1- 0				

RPI 1-25				RPI 26-50				Team's RPI: 43	RPI 51-100				RPI 101+			
RPI	S	Opponent	Score	RPI	S	Opponent	Score		RPI	S	Opponent	Score	RPI	S	Opponent	Score
2	H	Tennessee	45 55	28	A	Ohio St.	68 85		58	A	LSU	64 57	106	H	Illinois	80 56
6	A	Maryland	69 80	34	A	Northwestern	60 80		67	A	Michigan	57 50	133	A	Purdue	58 49
6	H	Maryland	59 71	34	N	Northwestern	57 62		67	H	Michigan	81 68	133	H	Purdue	78 49
9	H	Iowa	72 79	36	H	Nebraska	46 43		79	A	Michigan St.	50 60	143	A	Temple	88 55
16	H	North Carolina	93 96	42	A	Arkansas	64 52		87	H	Saint Joseph's	76 52	162	A	Wisconsin	73 63
				44	H	Minnesota	66 61						166	A	Indiana	66 51
													166	H	Indiana	71 60
													166	N	Indiana	63 52
													198	A	Iona	66 58
													227	A	Penn St.	71 51
													227	H	Penn St.	76 65
													263	H	Davidson	100 44
													265	H	Colgate	60 44
													308	H	Northeastern	74 60
													323	A	Wagner	81 53
LAST 12 Division I GAMES:																
				34	N	Northwestern	57 62		133	H	Purdue	78 49				
				166	N	Indiana	63 52		6	A	Maryland	69 80				
				166	H	Indiana	71 60		67	A	Michigan	57 50				
				34	A	Northwestern	60 80		36	H	Nebraska	46 43				
				79	A	Michigan St.	50 60		227	H	Penn St.	76 65				
				106	H	Illinois	80 56		133	A	Purdue	58 49				

Non-Div I Games:

Rutgers

■ Loss,
 ■ Non-Conf,
 ■ S Site,
 ■ H Home
 ■ A Away
 N Neutral

SIUE				Through Games Of March 13, 2015						
Average RPI Win:	275	WON-LOST	WINNING	LAST 10	STRENGTH OF	OPP. STRENGTH	TEAM	ADJ.	CONF.	ADJ CONF.
Average RPI Loss:	153	RECORD	PCT. RANK	GAMES	SCHEDULE	OF SCHEDULE	RPI	RPI	RPI	RPI
DIV. I ONLY		19- 12	99	7- 3	317	274	173	173	26	26
DIV. I NON-CONF.		5- 8	213	0- 0	280	205	225	225	26	26

TOTALS	RPI 1-25	RPI 26-50		W-L RECORDS	RPI 51-100		RPI 101-150		RPI 150+	
19- 12	0- 1	0- 0		OVERALL	1- 1		0- 3		18- 7	
9- 2	0- 0	0- 0		HOME	1- 0		0- 1		8- 1	
9- 8	0- 0	0- 0		AWAY	0- 1		0- 2		9- 5	
1- 2	0- 1	0- 0		NEUTRAL	0- 0		0- 0		1- 1	
5- 8	0- 1	0- 0		NON-CONFERENCE	1- 1		0- 1		4- 5	
3- 0	0- 0	0- 0		HOME	1- 0		0- 0		2- 0	
2- 7	0- 0	0- 0		AWAY	0- 1		0- 1		2- 5	
0- 1	0- 1	0- 0		NEUTRAL	0- 0		0- 0		0- 0	
14- 4	0- 0	0- 0		CONFERENCE	0- 0		0- 2		14- 2	
6- 2	0- 0	0- 0		HOME	0- 0		0- 1		6- 1	
7- 1	0- 0	0- 0		AWAY	0- 0		0- 1		7- 0	
1- 1	0- 0	0- 0		NEUTRAL	0- 0		0- 0		1- 1	

RPI 1-25			RPI 26-50			RPI 51-100			RPI 101+ Team's RPI: 173		
RPI	S	Opponent	Score	RPI	S	RPI	S	Opponent	Score		
20	N	Chattanooga	49 59			64	A	Kansas St.	55 81	114	A Missouri St. 69 75
						90	H	Drake	74 60	132	A UT Martin 68 69
										132	H UT Martin 72 79
										152	A Saint Louis 63 74
										157	H Tennessee St. 91 83
										157 N	Tennessee St. 59 71
										170	A Belmont 67 52
										183	A UTSA 60 75
										207	H Jacksonville St. 69 72
										209	A Ill.-Chicago 52 63
										215	A IUPUI 76 87
										246	A Morehead St. 62 61
										251	A Northern Ill. 47 69
										259	A Austin Peay 77 62
										259	H Austin Peay 87 67
										259 N	Austin Peay 72 69
										282	H Valparaiso 77 65
										289	A Eastern Ky. 71 61
										296	A Omaha 69 54
										303	A Eastern Ill. 65 48
										303	H Eastern Ill. 72 55
										317	A Southeast Mo. St. 60 48
										317	H Southeast Mo. St. 78 67
										329	A Murray St. 78 69
										329	H Murray St. 78 52
										334	H Tennessee Tech 83 69
LAST 12 Division I GAMES:											
				157 N	Tennessee St.	59	71	329	A	Murray St.	78 69
				259 N	Austin Peay	72	69	132	A	UT Martin	68 69
				303	H	Eastern Ill.	72 55	303	A	Eastern Ill.	65 48
				317	H	Southeast Mo. St.	78 67	259	H	Austin Peay	87 67
				132	H	UT Martin	72 79	329	H	Murray St.	78 52
				259	A	Austin Peay	77 62	317	A	Southeast Mo. St.	60 48

Non-Div I Games:

SIUE

S
I
U
E

RPI S Opponent Score

Through Games Of March 13, 2015

RPI	S	Opponent	Score	
342	A	UMKC	74	58
345	H	Air Force	86	51

S
I
U
E

SIUE

SMU				STRENGTH OF		OPP. STRENGTH	TEAM	ADJ.	CONF.	ADJ CONF.
Average RPI Win:	256	WON-LOST	WINNING	LAST 10	SCHEDULE	OF SCHEDULE	RPI	RPI	RPI	RPI
Average RPI Loss:	108	RECORD	PCT. RANK	GAMES						
DIV. I ONLY	7- 23	301	3- 7	96	92	255	255	8	8	
DIV. I NON-CONF.	4- 7	221	0- 0	150	153	254	254	7	7	
TOTALS	RPI 1-25	RPI 26-50	W-L RECORDS	RPI 51-100	RPI 101-150	RPI 150+				
7- 23	0- 3	0- 3	OVERALL	0- 6	1- 6	6- 5				
4- 12	0- 1	0- 2	HOME	0- 3	1- 3	3- 3				
3- 8	0- 2	0- 1	AWAY	0- 3	0- 2	3- 0				
0- 3	0- 0	0- 0	NEUTRAL	0- 0	0- 1	0- 2				
4- 7	0- 1	0- 1	NON-CONFERENCE	0- 2	1- 2	3- 1				
4- 3	0- 0	0- 1	HOME	0- 1	1- 1	3- 0				
0- 2	0- 1	0- 0	AWAY	0- 1	0- 0	0- 0				
0- 2	0- 0	0- 0	NEUTRAL	0- 0	0- 1	0- 1				
3- 16	0- 2	0- 2	CONFERENCE	0- 4	0- 4	3- 4				
0- 9	0- 1	0- 1	HOME	0- 2	0- 2	0- 3				
3- 6	0- 1	0- 1	AWAY	0- 2	0- 2	3- 0				
0- 1	0- 0	0- 0	NEUTRAL	0- 0	0- 0	0- 1				

RPI 1-25				RPI 26-50				RPI 51-100				RPI 101+ Team's RPI: 255			
RPI	S	Opponent	Score	RPI	S	Opponent	Score	RPI	S	Opponent	Score	RPI	S	Opponent	Score
5	A	UConn	45 96	26	A	South Fla.	59 82	52	A	Tulane	58 60	116	A	Tulsa	58 74
5	H	UConn	28 87	26	H	South Fla.	51 72	52	H	Tulane	60 84	116	H	Tulsa	59 72
17	A	Arizona St.	42 77	32	H	Texas A&M	62 70	68	A	East Carolina	53 67	119	H	Northern Colo.	44 57
								68	H	East Carolina	49 67	129	H	Eastern Wash.	69 53
								71	A	TCU	63 73	143	A	Temple	64 77
								98	H	Southern California	57 64	143	H	Temple	39 55
												150	N	Auburn	43 56
												174	N	Indiana St.	55 64
												189	A	Memphis	60 53
												189	N	Memphis	59 71
												245	H	UTEP	63 59
												256	H	Cincinnati	46 56
												274	A	UCF	70 60
												274	H	UCF	57 61
												288	A	Houston	68 51
												288	H	Houston	45 63
												331	H	North Texas	62 55
												338	H	Florida A&M	77 46
LAST 12 Division I GAMES:															
189	N	Memphis	59 71	116	H	Tulsa	59 72								
189	A	Memphis	60 53	26	H	South Fla.	51 72								
256	H	Cincinnati	46 56	274	A	UCF	70 60								
143	H	Temple	39 55	52	H	Tulane	60 84								
288	A	Houston	68 51	116	A	Tulsa	58 74								
68	A	East Carolina	53 67	274	H	UCF	57 61								

Non-Div I Games:

SMU

■ Loss,
 ■ Non-Conf,
 ■ S Site,
 ■ Home
 ■ Away
 N Neutral

Sacramento St.

Through Games Of March 13, 2015

Average RPI Win:	218	WON-LOST	WINNING	LAST 10	STRENGTH OF	OPP. STRENGTH	TEAM	ADJ.	CONF.	ADJ CONF.
Average RPI Loss:	125	RECORD	PCT. RANK	GAMES	SCHEDULE	OF SCHEDULE	RPI	RPI	RPI	RPI
DIV. I ONLY	16- 15	166	7- 3	144	180	135	135	21	21	
DIV. I NON-CONF.	2- 9	297	0- 0	85	54	248	248	21	21	
TOTALS	RPI 1-25	RPI 26-50	W-L RECORDS	RPI 51-100	RPI 101-150	RPI 150+				
16- 15	0- 2	0- 0	OVERALL	0- 5	3- 3	13- 5				
10- 2	0- 0	0- 0	HOME	0- 0	2- 1	8- 1				
5- 12	0- 2	0- 0	AWAY	0- 5	1- 1	4- 4				
1- 1	0- 0	0- 0	NEUTRAL	0- 0	0- 1	1- 0				
2- 9	0- 2	0- 0	NON-CONFERENCE	0- 4	1- 0	1- 3				
2- 1	0- 0	0- 0	HOME	0- 0	1- 0	1- 1				
0- 8	0- 2	0- 0	AWAY	0- 4	0- 0	0- 2				
0- 0	0- 0	0- 0	NEUTRAL	0- 0	0- 0	0- 0				
14- 6	0- 0	0- 0	CONFERENCE	0- 1	2- 3	12- 2				
8- 1	0- 0	0- 0	HOME	0- 0	1- 1	7- 0				
5- 4	0- 0	0- 0	AWAY	0- 1	1- 1	4- 2				
1- 1	0- 0	0- 0	NEUTRAL	0- 0	0- 1	1- 0				

RPI 1-25				RPI 26-50				RPI 51-100				RPI 101+ Team's RPI: 135			
RPI	S	Opponent	Score	RPI	S	Opponent	Score	RPI	S	Opponent	Score	RPI	S	Opponent	Score
19	A	Oregon St.	61 109					60	A	St. Mary's (CA)	91 99	119	A	Northern Colo.	76 78
24	A	California	94 107					81	A	CSUN	66 81	119	H	Northern Colo.	76 71
								91	A	Montana	86 94	119	N	Northern Colo.	79 81
								93	A	UCLA	83 92	129	A	Eastern Wash.	73 67
								98	A	Southern California	99 101	129	H	Eastern Wash.	79 80
												131	H	New Mexico St.	93 85
												151	H	UC Davis	82 90
												169	A	Montana St.	64 91
												169	N	Montana St.	78 62
												182	A	North Dakota	64 62
												182	H	North Dakota	93 86
												196	A	Idaho	107 89
												196	H	Idaho	92 84
												228	A	San Diego St.	91 99
												229	A	San Jose St.	94 102
												241	H	Idaho St.	84 53
												254	A	Southern Utah	69 67
												254	H	Southern Utah	107 73
												260	H	Weber St.	108 65
												267	A	Northern Ariz.	60 64
												267	H	Northern Ariz.	105 81
												279	H	Utah St.	102 92
												312	A	Portland St.	92 60
												312	H	Portland St.	123 77
LAST 12 Division I GAMES:															
				119	N	Northern Colo.	79 81			119	A	Northern Colo.	76 78		
				169	N	Montana St.	78 62			196	H	Idaho	92 84		
				267	H	Northern Ariz.	105 81			129	H	Eastern Wash.	79 80		
				254	H	Southern Utah	107 73			312	A	Portland St.	92 60		
				312	H	Portland St.	123 77			91	A	Montana	86 94		
				182	A	North Dakota	64 62			169	A	Montana St.	64 91		

Non-Div I Games:

Sacramento St.

■ Loss,
 ■ Non-Conf,
 ■ S Site,
 ■ Home
 ■ A Away
 N Neutral

Average RPI Win:	253	WON-LOST	WINNING	LAST 10	STRENGTH OF	OPP. STRENGTH	TEAM	ADJ.	CONF.	ADJ CONF.
Average RPI Loss:	193	RECORD	PCT. RANK	GAMES	SCHEDULE	OF SCHEDULE	RPI	RPI	RPI	RPI
DIV. I ONLY	15- 13	153	6- 4	291	297	219	219	29	29	
DIV. I NON-CONF.	4- 5	188	0- 0	126	175	148	148	28	28	
TOTALS	RPI 1-25	RPI 26-50	W-L RECORDS	RPI 51-100	RPI 101-150	RPI 150+				
15- 13	0- 0	0- 0	OVERALL	2- 1	0- 2	13- 10				
9- 4	0- 0	0- 0	HOME	0- 0	0- 1	9- 3				
6- 8	0- 0	0- 0	AWAY	2- 0	0- 1	4- 7				
0- 1	0- 0	0- 0	NEUTRAL	0- 1	0- 0	0- 0				
4- 5	0- 0	0- 0	NON-CONFERENCE	2- 1	0- 2	2- 2				
1- 2	0- 0	0- 0	HOME	0- 0	0- 1	1- 1				
3- 2	0- 0	0- 0	AWAY	2- 0	0- 1	1- 1				
0- 1	0- 0	0- 0	NEUTRAL	0- 1	0- 0	0- 0				
11- 8	0- 0	0- 0	CONFERENCE	0- 0	0- 0	11- 8				
8- 2	0- 0	0- 0	HOME	0- 0	0- 0	8- 2				
3- 6	0- 0	0- 0	AWAY	0- 0	0- 0	3- 6				
0- 0	0- 0	0- 0	NEUTRAL	0- 0	0- 0	0- 0				

[illegible]

Non-Div I Games:	Bridgeport	84	41
------------------	------------	----	----

Sacred Heart

Loss, Non-Conf, S Site, H Home A Away N Neutral

Average RPI Win:	272	WON-LOST	WINNING	LAST 10	STRENGTH OF	OPP. STRENGTH	TEAM	ADJ.	CONF.	ADJ CONF.
Average RPI Loss:	190	RECORD	PCT. RANK	GAMES	SCHEDULE	OF SCHEDULE	RPI	RPI	RPI	RPI
DIV. I ONLY	6- 23	311	3- 7	248	279	320	320	29	29	
DIV. I NON-CONF.	1- 10	329	0- 0	102	90	286	286	28	28	
TOTALS	RPI 1-25	RPI 26-50	W-L RECORDS	RPI 51-100	RPI 101-150	RPI 150+				
6- 23	0- 1	0- 3	OVERALL	0- 1	0- 2	6- 16				
4- 10	0- 0	0- 0	HOME	0- 0	0- 2	4- 8				
1- 13	0- 1	0- 3	AWAY	0- 1	0- 0	1- 8				
1- 0	0- 0	0- 0	NEUTRAL	0- 0	0- 0	1- 0				
1- 10	0- 1	0- 3	NON-CONFERENCE	0- 1	0- 2	1- 3				
0- 5	0- 0	0- 0	HOME	0- 0	0- 2	0- 3				
0- 5	0- 1	0- 3	AWAY	0- 1	0- 0	0- 0				
1- 0	0- 0	0- 0	NEUTRAL	0- 0	0- 0	1- 0				
5- 13	0- 0	0- 0	CONFERENCE	0- 0	0- 0	5- 13				
4- 5	0- 0	0- 0	HOME	0- 0	0- 0	4- 5				
1- 8	0- 0	0- 0	AWAY	0- 0	0- 0	1- 8				
0- 0	0- 0	0- 0	NEUTRAL	0- 0	0- 0	0- 0				

RPI 1-25				RPI 26-50				RPI 51-100				RPI 101+ Team's RPI: 320			
RPI	S	Opponent	Score	RPI	S	Opponent	Score	RPI	S	Opponent	Score	RPI	S	Opponent	Score
2	A	Tennessee	44 111	28	A	Ohio St.	97 113	75	A	West Virginia	46 101	109	H	East Tenn. St.	63 79
				41	A	Pittsburgh	59 97					125	H	Buffalo	80 88
				48	A	Duquesne	52 92					156	A	Bryant	83 87
												156	H	Bryant	71 73
												165	A	Central Conn. St.	59 72
												165	H	Central Conn. St.	61 48
												181	A	Robert Morris	60 71
												181	H	Robert Morris	71 68
												219	A	Sacred Heart	77 82
												219	H	Sacred Heart	90 101
												235	H	George Mason	77 86
												249	A	St. Francis Brooklyn	55 71
												249	H	St. Francis Brooklyn	55 70
												262	H	Canisius	74 87
												293	H	Bowling Green	62 76
												302	A	Fairleigh Dickinson	63 78
												302	H	Fairleigh Dickinson	65 78
												311	A	LIU Brooklyn	79 84
												311	H	LIU Brooklyn	87 75
												319	A	Mt. St. Mary's	64 74
												319	H	Mt. St. Mary's	90 87
												323	A	Wagner	87 74
												323	H	Wagner	60 76
												333	N	Coastal Caro.	75 72
LAST 12 Division I GAMES:															
319	H	Mt. St. Mary's	90 87	302	A	Fairleigh Dickinson	63 78								
181	A	Robert Morris	60 71	311	A	LIU Brooklyn	79 84								
165	A	Central Conn. St.	59 72	156	H	Bryant	71 73								
249	A	St. Francis Brooklyn	55 71	302	H	Fairleigh Dickinson	65 78								
165	H	Central Conn. St.	61 48	323	A	Wagner	87 74								
311	H	LIU Brooklyn	87 75	319	A	Mt. St. Mary's	64 74								

Non-Div I Games:

Saint Francis (PA)

■ Loss,
 ■ Non-Conf,
 ■ S Site,
 ■ Home
 ■ A Away
 N Neutral

Saint Joseph's

Through Games Of March 13, 2015

Average RPI Win:	162	WON-LOST	WINNING	LAST 10	STRENGTH OF	OPP. STRENGTH	TEAM	ADJ.	CONF.	ADJ CONF.
Average RPI Loss:	66	RECORD	PCT. RANK	GAMES	SCHEDULE	OF SCHEDULE	RPI	RPI	RPI	RPI
DIV. I ONLY	13- 17	219	6- 4	6	83	87	87	6	6	
DIV. I NON-CONF.	4- 8	234	0- 0	1	88	81	81	6	6	
TOTALS	RPI 1-25	RPI 26-50	W-L RECORDS	RPI 51-100	RPI 101-150	RPI 150+				
13- 17	0- 5	1- 3	OVERALL	3- 5	2- 2	7- 2				
9- 4	0- 1	1- 0	HOME	3- 1	2- 1	3- 1				
2- 12	0- 3	0- 3	AWAY	0- 4	0- 1	2- 1				
2- 1	0- 1	0- 0	NEUTRAL	0- 0	0- 0	2- 0				
4- 8	0- 2	0- 2	NON-CONFERENCE	2- 3	1- 1	1- 0				
3- 2	0- 1	0- 0	HOME	2- 0	1- 1	0- 0				
0- 6	0- 1	0- 2	AWAY	0- 3	0- 0	0- 0				
1- 0	0- 0	0- 0	NEUTRAL	0- 0	0- 0	1- 0				
9- 9	0- 3	1- 1	CONFERENCE	1- 2	1- 1	6- 2				
6- 2	0- 0	1- 0	HOME	1- 1	1- 0	3- 1				
2- 6	0- 2	0- 1	AWAY	0- 1	0- 1	2- 1				
1- 1	0- 1	0- 0	NEUTRAL	0- 0	0- 0	2- 0				

RPI 1-25				RPI 26-50				RPI 51-100 Team's RPI: 87				RPI 101+			
RPI	S	Opponent	Score	RPI	S	Opponent	Score	RPI	S	Opponent	Score	RPI	S	Opponent	Score
1	A	Notre Dame	50 64	38	A	Seton Hall	60 77	51	A	Penn	51 65	107	H	Lehigh	71 73
11	A	George Washington	69 83	43	A	Rutgers	52 76	63	A	Liberty	75 76	134	A	Rhode Island	61 63
13	A	Dayton	64 82	48	A	Duquesne	54 63	72	A	Fordham	47 57	142	H	VCU	63 46
13	N	Dayton	61 80	48	H	Duquesne	60 49	72	H	Fordham	47 48	143	H	Temple	78 74
25	H	Quinnipiac	67 69					74	A	Drexel	63 76	152	A	Saint Louis	51 52
								76	H	Villanova	58 54	167	H	St. Bonaventure	66 48
								81	H	CSUN	61 54	185	A	La Salle	67 55
								92	H	Richmond	61 59	185	H	La Salle	70 64
												197	H	Massachusetts	47 65
												235	H	George Mason	82 51
												235	N	George Mason	71 43
												249	N	St. Francis Brooklyn	64 42
												263	A	Davidson	57 52
LAST 12 Division I GAMES:															
		13 N Dayton	61 80			13 A Dayton	64 82								
		235 N George Mason	71 43			134 A Rhode Island	61 63								
		185 A La Salle	67 55			72 H Fordham	47 48								
		48 H Duquesne	60 49			185 H La Salle	70 64								
		92 H Richmond	61 59			263 A Davidson	57 52								
		235 H George Mason	82 51			152 A Saint Louis	51 52								

Non-Div I Games:

Saint Joseph's

■ Loss,
 ■ Non-Conf,
 ■ S Site,
 ■ Home
 ■ A Away
 N Neutral

Saint Louis

Through Games Of March 13, 2015

Average RPI Win:	183	WON-LOST	WINNING	LAST 10	STRENGTH OF	OPP. STRENGTH	TEAM	ADJ.	CONF.	ADJ CONF.
Average RPI Loss:	130	RECORD	PCT. RANK	GAMES	SCHEDULE	OF SCHEDULE	RPI	RPI	RPI	RPI
DIV. I ONLY	14- 16	199	4- 6	111	115	152	152	6	6	
DIV. I NON-CONF.	6- 6	158	0- 0	226	279	189	189	6	6	
TOTALS	RPI 1-25	RPI 26-50	W-L RECORDS	RPI 51-100	RPI 101-150	RPI 150+				
14- 16	1- 3	0- 1	OVERALL	2- 2	3- 3	8- 7				
6- 6	1- 1	0- 0	HOME	2- 0	1- 1	2- 4				
6- 8	0- 1	0- 1	AWAY	0- 2	1- 2	5- 2				
2- 2	0- 1	0- 0	NEUTRAL	0- 0	1- 0	1- 1				
6- 6	0- 0	0- 0	NON-CONFERENCE	0- 1	2- 1	4- 4				
2- 2	0- 0	0- 0	HOME	0- 0	1- 0	1- 2				
3- 3	0- 0	0- 0	AWAY	0- 1	1- 1	2- 1				
1- 1	0- 0	0- 0	NEUTRAL	0- 0	0- 0	1- 1				
8- 10	1- 3	0- 1	CONFERENCE	2- 1	1- 2	4- 3				
4- 4	1- 1	0- 0	HOME	2- 0	0- 1	1- 2				
3- 5	0- 1	0- 1	AWAY	0- 1	0- 1	3- 1				
1- 1	0- 1	0- 0	NEUTRAL	0- 0	1- 0	0- 0				

RPI	S	Opponent	Score	RPI	S	Opponent	Score	RPI	S	Opponent	Score	RPI	S	Opponent	Score	Team's RPI: 152
11	H	George Washington	79 61	48	A	Duquesne	64 77	62	A	Vanderbilt	57 75	104	A	Missouri	55 74	
11	N	George Washington	63 77					72	H	Fordham	54 50	116	A	Tulsa	63 58	
13	A	Dayton	72 87					87	H	Saint Joseph's	52 51	128	H	Ball St.	73 68	
13	H	Dayton	68 95					92	A	Richmond	72 75	134	A	Rhode Island	53 68	
												142	H	VCU	54 59	
												142	N	VCU	65 58	
												167	H	St. Bonaventure	55 57	
												173	H	SIUE	74 63	
												174	A	Indiana St.	60 63	
												174	H	Indiana St.	58 68	
												185	A	La Salle	76 47	
												194	H	Mercer	75 80	
												197	A	Massachusetts	75 67	
												235	A	George Mason	57 66	
												235	H	George Mason	82 59	
												259	N	Austin Peay	81 86	
												263	A	Davidson	77 59	
												263	H	Davidson	50 53	
												303	A	Eastern Ill.	63 49	
												317	A	Southeast Mo. St.	74 56	
												328	N	Utah Valley	68 66	
LAST 12 Division I GAMES:																
11	N	George Washington	63 77	263	A	Davidson	77 59	11	H	George Washington	79 61					
142	N	VCU	65 58	92	A	Richmond	72 75	92	A	Richmond	72 75					
13	H	Dayton	68 95	13	A	Dayton	72 87	13	A	Dayton	72 87					
134	A	Rhode Island	53 68	87	H	Saint Joseph's	52 51	87	H	Saint Joseph's	52 51					
235	H	George Mason	82 59	72	H	Fordham	54 50	72	H	Fordham	54 50					
167	H	St. Bonaventure	55 57													

Non-Div I Games: Mo.-St. Louis 68 49

Saint Louis

Loss, Non-Conf, S Site, H Home A Away N Neutral

Saint Peter's

Through Games Of March 13, 2015

Average RPI Win:	247	WON-LOST	WINNING	LAST 10	STRENGTH OF	OPP. STRENGTH	TEAM	ADJ.	CONF.	ADJ CONF.
Average RPI Loss:	189	RECORD	PCT. RANK	GAMES	SCHEDULE	OF SCHEDULE	RPI	RPI	RPI	RPI
DIV. I ONLY	5- 26	330	3- 7	240	269	327	327	24	24	
DIV. I NON-CONF.	0- 9	339	0- 0	199	300	338	338	24	24	
TOTALS	RPI 1-25	RPI 26-50	W-L RECORDS	RPI 51-100	RPI 101-150	RPI 150+				
5- 26	0- 2	0- 1	OVERALL	0- 0	1- 4	4- 19				
3- 11	0- 1	0- 0	HOME	0- 0	1- 2	2- 8				
1- 13	0- 0	0- 0	AWAY	0- 0	0- 0	1- 2				
1- 2	0- 0	0- 0	NEUTRAL	0- 0	0- 1	1- 1				
0- 9	0- 0	0- 1	NON-CONFERENCE	0- 0	0- 2	0- 6				
0- 4	0- 0	0- 0	HOME	0- 0	0- 2	0- 2				
0- 4	0- 0	0- 1	AWAY	0- 0	0- 0	0- 3				
0- 1	0- 0	0- 0	NEUTRAL	0- 0	0- 0	0- 1				
5- 17	0- 2	0- 0	CONFERENCE	0- 0	1- 2	4- 13				
3- 7	0- 1	0- 0	HOME	0- 0	1- 0	2- 6				
1- 9	0- 1	0- 0	AWAY	0- 0	0- 1	1- 7				
1- 1	0- 0	0- 0	NEUTRAL	0- 0	0- 1	1- 0				

RPI 1-25				RPI 26-50				RPI 51-100				RPI 101+ Team's RPI: 327			
RPI	S	Opponent	Score	RPI	S	Opponent	Score	RPI	S	Opponent	Score	RPI	S	Opponent	Score
25	A	Quinnipiac	52 82	38	A	Seton Hall	45 75					107	H	Lehigh	58 70
25	H	Quinnipiac	50 81									117	A	Marist	51 77
												117	H	Marist	66 58
												117	N	Marist	57 62
												127	H	Yale	45 53
												168	A	Siena	47 64
												168	H	Siena	40 65
												178	A	Fairfield	46 57
												178	H	Fairfield	47 57
												192	A	Stony Brook	40 56
												195	A	Navy	35 71
												198	A	Iona	43 77
												198	H	Iona	65 67
												210	H	Lafayette	34 49
												240	A	Niagara	40 73
												240	H	Niagara	65 58
												242	A	Monmouth	56 64
												242	H	Monmouth	52 67
												249	N	St. Francis Brooklyn	36 48
												262	A	Canisius	50 75
												262	H	Canisius	45 57
												277	A	Rider	49 54
												277	H	Rider	50 49
												277	N	Rider	62 54
												284	A	Loyola Maryland	49 59
												302	H	Fairleigh Dickinson	59 76
LAST 12 Division I GAMES:															
				117	N	Marist	57 62					242	A	Monmouth	56 64
				277	N	Rider	62 54					198	H	Iona	65 67
				168	A	Siena	47 64					277	A	Rider	49 54
				117	H	Marist	66 58					322	A	Manhattan	68 58
				322	H	Manhattan	66 69					242	H	Monmouth	52 67
				25	A	Quinnipiac	52 82					25	H	Quinnipiac	50 81

Non-Div I Games:

Saint Peter's

■ Loss,
 ■ Non-Conf,
 ■ S Site,
 ■ Home
 ■ A Away
 N Neutral

S
a
i
n
t
P
e
t
e
r
'
s

RPI S Saint Peter's Score

Through Games Of March 13, 2015

RPI	S	Opponent	Score	
322	A	Manhattan	68	58
322	H	Manhattan	66	69

S
a
i
n
t
P
e
t
e
r
'
s

Saint Peter's

Average RPI Win:	245	WON-LOST	WINNING	LAST 10	STRENGTH OF	OPP. STRENGTH	TEAM	ADJ.	CONF.	ADJ CONF.
Average RPI Loss:	193	RECORD	PCT. RANK	GAMES	SCHEDULE	OF SCHEDULE	RPI	RPI	RPI	RPI
DIV. I ONLY	6- 21	306	1- 9	184	319	295	295	27	27	
DIV. I NON-CONF.	1- 8	322	0- 0	78	210	282	282	27	27	
TOTALS	RPI 1-25	RPI 26-50	W-L RECORDS	RPI 51-100	RPI 101-150	RPI 150+				
6- 21	0- 0	0- 2	OVERALL	0- 3	1- 2	5- 14				
4- 7	0- 0	0- 0	HOME	0- 0	1- 0	3- 7				
2- 12	0- 0	0- 2	AWAY	0- 2	0- 2	2- 6				
0- 2	0- 0	0- 0	NEUTRAL	0- 1	0- 0	0- 1				
1- 8	0- 0	0- 2	NON-CONFERENCE	0- 3	0- 1	1- 2				
1- 1	0- 0	0- 0	HOME	0- 0	0- 0	1- 1				
0- 5	0- 0	0- 2	AWAY	0- 2	0- 1	0- 0				
0- 2	0- 0	0- 0	NEUTRAL	0- 1	0- 0	0- 1				
5- 13	0- 0	0- 0	CONFERENCE	0- 0	1- 1	4- 12				
3- 6	0- 0	0- 0	HOME	0- 0	1- 0	2- 6				
2- 7	0- 0	0- 0	AWAY	0- 0	0- 1	2- 6				
0- 0	0- 0	0- 0	NEUTRAL	0- 0	0- 0	0- 0				

RPI S	Opponent	Score	RPI S	Opponent	Score	RPI S	Opponent	Score	RPI S	Opponent	Score	Team's RPI: 295
40	A Wichita St.	46 70	58	A LSU	45 71	124	A Stephen F. Austin	65 79				
47	A South Dakota St.	49 60	71	A TCU	55 79	124	H Stephen F. Austin	65 64				
			98	N Southern California	67 88	147	A La.-Lafayette	46 65				
						184	A Lamar	73 92				
						184	H Lamar	68 87				
						187	H Texas Southern	61 54				
						211	H Northwestern St.	57 66				
						216	A Nicholls St.	64 67				
						217	H McNeese St.	74 79				
						247	H Prairie View	53 70				
						250	A A&M-Corpus Christi	52 60				
						250	H A&M-Corpus Christi	50 63				
						252	A Abilene Christian	63 58				
						252	H Abilene Christian	48 63				
						258	A Central Ark.	63 66				
						258	H Central Ark.	56 64				
						264	A Houston Baptist	61 66				
						264	H Houston Baptist	74 67				
						305	A New Orleans	75 59				
						332	A Southeastern La.	76 78				
						338	N Florida A&M	67 69				
						340	H Incarnate Word	59 55				
LAST 12 Division I GAMES:												
124	A Stephen F. Austin	65 79	252	H Abilene Christian	48 63							
184	A Lamar	73 92	250	H A&M-Corpus Christi	50 63							
250	A A&M-Corpus Christi	52 60	264	H Houston Baptist	74 67							
258	H Central Ark.	56 64	184	H Lamar	68 87							
258	A Central Ark.	63 66	124	H Stephen F. Austin	65 64							
264	A Houston Baptist	61 66	252	A Abilene Christian	63 58							

Non-Div I Games: Wiley

48 65

Sam Houston St.

Average RPI Win:	251	WON-LOST	WINNING	LAST 10	STRENGTH OF	OPP. STRENGTH	TEAM	ADJ.	CONF.	ADJ CONF.
Average RPI Loss:	122	RECORD	PCT. RANK	GAMES	SCHEDULE	OF SCHEDULE	RPI	RPI	RPI	RPI
DIV. I ONLY	14- 15	188	4- 6	218	174	205	205	20	20	
DIV. I NON-CONF.	6- 8	197	0- 0	236	124	214	214	22	22	
TOTALS	RPI 1-25	RPI 26-50	W-L RECORDS	RPI 51-100	RPI 101-150	RPI 150+				
14- 15	0- 2	0- 0	OVERALL	0- 3	3- 6	11- 4				
10- 2	0- 1	0- 0	HOME	0- 0	3- 0	7- 1				
3- 11	0- 1	0- 0	AWAY	0- 2	0- 5	3- 3				
1- 2	0- 0	0- 0	NEUTRAL	0- 1	0- 1	1- 0				
6- 8	0- 0	0- 0	NON-CONFERENCE	0- 3	1- 3	5- 2				
5- 0	0- 0	0- 0	HOME	0- 0	1- 0	4- 0				
0- 7	0- 0	0- 0	AWAY	0- 2	0- 3	0- 2				
1- 1	0- 0	0- 0	NEUTRAL	0- 1	0- 0	1- 0				
8- 7	0- 2	0- 0	CONFERENCE	0- 0	2- 3	6- 2				
5- 2	0- 1	0- 0	HOME	0- 0	2- 0	3- 1				
3- 4	0- 1	0- 0	AWAY	0- 0	0- 2	3- 1				
0- 1	0- 0	0- 0	NEUTRAL	0- 0	0- 1	0- 0				

RPI 1-25				RPI 26-50				RPI 51-100				RPI 101+ Team's RPI: 205			
RPI	S	Opponent	Score	RPI	S	Opponent	Score	RPI	S	Opponent	Score	RPI	S	Opponent	Score
20	A	Chattanooga	32 49					52	A	Tulane	56 58	105	A	Kansas	44 66
20	H	Chattanooga	49 56					64	A	Kansas St.	41 60	109	A	East Tenn. St.	46 48
								93	N	UCLA	52 71	109	H	East Tenn. St.	69 46
												113	A	Troy	67 76
												132	H	UT Martin	79 75
												148	A	Furman	44 64
												148	H	Furman	76 65
												148	N	Furman	54 65
												150	A	Auburn	41 64
												189	A	Memphis	48 64
												193	H	UAB	70 41
												194	A	Mercer	65 70
												194	H	Mercer	59 74
												227	N	Penn St.	59 56
												231	A	Georgia St.	56 61
												239	H	North Florida	81 47
												266	H	Alabama St.	56 43
												301	A	Western Caro.	60 50
												301	H	Western Caro.	68 52
												310	A	UNC Greensboro	62 56
												310	H	UNC Greensboro	88 66
												315	A	Wofford	68 43
												315	H	Wofford	69 50
												346	H	Alabama A&M	61 50
LAST 12 Division I GAMES:															
148	N	Furman	54 65	310	H	UNC Greensboro	88 66								
194	A	Mercer	65 70	315	H	Wofford	69 50								
109	H	East Tenn. St.	69 46	194	H	Mercer	59 74								
20	H	Chattanooga	49 56	109	A	East Tenn. St.	46 48								
148	A	Furman	44 64	20	A	Chattanooga	32 49								
315	A	Wofford	68 43	301	H	Western Caro.	68 52								

Non-Div I Games: Aub.-Montgomery 62 36

Samford

Loss, Non-Conf, S Site, H Home A Away N Neutral

Average RPI Win:	197	WON-LOST	WINNING	LAST 10	STRENGTH OF	OPP. STRENGTH	TEAM	ADJ.	CONF.	ADJ CONF.
Average RPI Loss:	67	RECORD	PCT. RANK	GAMES	SCHEDULE	OF SCHEDULE	RPI	RPI	RPI	RPI
DIV. I ONLY	23- 6	26	8- 2	205	98	56	56	9	9	
DIV. I NON-CONF.	8- 1	25	0- 0	297	161	84	84	8	8	
TOTALS	RPI 1-25	RPI 26-50	W-L RECORDS	RPI 51-100	RPI 101-150	RPI 150+				
23- 6	0- 0	2- 2	OVERALL	2- 3	2- 1	17- 0				
12- 2	0- 0	2- 0	HOME	1- 2	1- 0	8- 0				
10- 3	0- 0	0- 2	AWAY	1- 1	1- 0	8- 0				
1- 1	0- 0	0- 0	NEUTRAL	0- 0	0- 1	1- 0				
8- 1	0- 0	0- 0	NON-CONFERENCE	0- 1	0- 0	8- 0				
4- 1	0- 0	0- 0	HOME	0- 1	0- 0	4- 0				
4- 0	0- 0	0- 0	AWAY	0- 0	0- 0	4- 0				
0- 0	0- 0	0- 0	NEUTRAL	0- 0	0- 0	0- 0				
15- 5	0- 0	2- 2	CONFERENCE	2- 2	2- 1	9- 0				
8- 1	0- 0	2- 0	HOME	1- 1	1- 0	4- 0				
6- 3	0- 0	0- 2	AWAY	1- 1	1- 0	4- 0				
1- 1	0- 0	0- 0	NEUTRAL	0- 0	0- 1	1- 0				

RPI S	Opponent	Score	RPI S	Opponent	Score	RPI S	Opponent	Score	RPI S	Opponent	Score
39	A Gonzaga	49 67	39	H Gonzaga	75 62	55	H Fresno St.	88 93	137	A San Francisco	74 69
49	A BYU	50 54	49	H Gonzaga	75 62	60	A St. Mary's (CA)	66 68	137	H San Francisco	56 55
49	H BYU	69 59	49	A BYU	50 54	60	H St. Mary's (CA)	56 57	137	N San Francisco	57 65
						61	A Pacific	63 53	153	H Dartmouth	78 53
						61	H Pacific	56 52	169	H Montana St.	79 64
									196	A Idaho	58 52
									211	H Cal St. Fullerton	60 54
									224	A Santa Clara	64 61
									224	H Santa Clara	72 59
									224	N Santa Clara	51 42
									228	H San Diego St.	66 44
									230	A Pepperdine	68 64
									230	H Pepperdine	72 55
									260	A Weber St.	59 50
									272	A Loyola Marymount	67 59
									272	H Loyola Marymount	68 49
									275	A UC Irvine	87 64
									292	A Portland	87 65
									292	H Portland	80 72
									298	A Seattle	59 54
LAST 12 Division I GAMES:											
137	N San Francisco	57 65	61	A Pacific	63 53						
224	N Santa Clara	51 42	230	H Pepperdine	72 55						
292	H Portland	80 72	272	H Loyola Marymount	68 49						
39	H Gonzaga	75 62	137	A San Francisco	74 69						
49	H BYU	69 59	224	A Santa Clara	64 61						
60	A St. Mary's (CA)	66 68	49	A BYU	50 54						

Non-Div I Games: Cal St. San Marcos 82 42

San Diego

Average RPI Win:	253	WON-LOST	WINNING	LAST 10	STRENGTH OF	OPP. STRENGTH	TEAM	ADJ.	CONF.	ADJ CONF.
Average RPI Loss:	108	RECORD	PCT. RANK	GAMES	SCHEDULE	OF SCHEDULE	RPI	RPI	RPI	RPI
DIV. I ONLY	12- 19	245	4- 6	137	181	228	228	22	22	
DIV. I NON-CONF.	3- 8	263	0- 0	42	109	199	199	20	20	
TOTALS	RPI 1-25	RPI 26-50	W-L RECORDS	RPI 51-100	RPI 101-150	RPI 150+				
12- 19	0- 1	0- 1	OVERALL	0- 10	2- 4	10- 3				
8- 6	0- 0	0- 1	HOME	0- 4	2- 1	6- 0				
2- 11	0- 1	0- 0	AWAY	0- 4	0- 3	2- 3				
2- 2	0- 0	0- 0	NEUTRAL	0- 2	0- 0	2- 0				
3- 8	0- 1	0- 1	NON-CONFERENCE	0- 3	1- 3	2- 0				
2- 3	0- 0	0- 1	HOME	0- 1	1- 1	1- 0				
0- 4	0- 1	0- 0	AWAY	0- 1	0- 2	0- 0				
1- 1	0- 0	0- 0	NEUTRAL	0- 1	0- 0	1- 0				
9- 11	0- 0	0- 0	CONFERENCE	0- 7	1- 1	8- 3				
6- 3	0- 0	0- 0	HOME	0- 3	1- 0	5- 0				
2- 7	0- 0	0- 0	AWAY	0- 3	0- 1	2- 3				
1- 1	0- 0	0- 0	NEUTRAL	0- 1	0- 0	1- 0				

RPI 1-25				RPI 26-50				RPI 51-100				RPI 101+ Team's RPI: 228			
RPI	S	Opponent	Score	RPI	S	Opponent	Score	RPI	S	Opponent	Score	RPI	S	Opponent	Score
3	A	South Carolina	38 89	33	H	Washington	48 69	55	A	Fresno St.	50 57	111	H	Long Beach St.	62 74
								55	H	Fresno St.	44 56	112	A	Boise St.	58 64
								56	A	San Diego	44 66	112	H	Boise St.	57 40
								67	N	Michigan	50 70	135	H	Sacramento St.	99 91
								81	H	CSUN	54 65	145	A	UC Riverside	54 64
								84	A	Colorado St.	42 65	148	A	Furman	43 60
								84	H	Colorado St.	36 49	213	A	Wyoming	66 74
								96	A	New Mexico	53 62	213	H	Wyoming	57 54
								96	H	New Mexico	47 63	229	H	San Jose St.	71 61
								96	N	New Mexico	56 57	234	A	UNLV	47 64
												234	H	UNLV	76 61
												241	N	Idaho St.	68 53
												279	A	Utah St.	70 59
												287	A	Nevada	44 50
												287	H	Nevada	57 49
												287	N	Nevada	70 48
												330	H	UC Santa Barbara	64 58
												345	A	Air Force	74 65
												345	H	Air Force	70 47
LAST 12 Division I GAMES:															
		96	N	New Mexico	56	57		96	H	New Mexico	47	63			
		287	N	Nevada	70	48		84	A	Colorado St.	42	65			
		287	A	Nevada	44	50		213	A	Wyoming	66	74			
		234	H	UNLV	76	61		112	H	Boise St.	57	40			
		112	A	Boise St.	58	64		287	H	Nevada	57	49			
		229	H	San Jose St.	71	61		279	A	Utah St.	70	59			

Non-Div I Games:

San Diego St.

San Francisco

Through Games Of March 13, 2015

Average RPI Win:	220	WON-LOST	WINNING	LAST 10	STRENGTH OF	OPP. STRENGTH	TEAM	ADJ.	CONF.	ADJ CONF.
Average RPI Loss:	90	RECORD	PCT. RANK	GAMES	SCHEDULE	OF SCHEDULE	RPI	RPI	RPI	RPI
DIV. I ONLY	17- 13	122	6- 4	160	128	137	137	9	9	
DIV. I NON-CONF.	7- 2	47	0- 0	325	315	127	127	8	8	
TOTALS	RPI 1-25	RPI 26-50	W-L RECORDS	RPI 51-100	RPI 101-150	RPI 150+				
17- 13	0- 0	0- 5	OVERALL	4- 4	0- 2	13- 2				
8- 6	0- 0	0- 2	HOME	0- 3	0- 0	8- 1				
7- 6	0- 0	0- 2	AWAY	2- 1	0- 2	5- 1				
2- 1	0- 0	0- 1	NEUTRAL	2- 0	0- 0	0- 0				
7- 2	0- 0	0- 0	NON-CONFERENCE	0- 0	0- 2	7- 0				
5- 0	0- 0	0- 0	HOME	0- 0	0- 0	5- 0				
2- 2	0- 0	0- 0	AWAY	0- 0	0- 2	2- 0				
0- 0	0- 0	0- 0	NEUTRAL	0- 0	0- 0	0- 0				
10- 11	0- 0	0- 5	CONFERENCE	4- 4	0- 0	6- 2				
3- 6	0- 0	0- 2	HOME	0- 3	0- 0	3- 1				
5- 4	0- 0	0- 2	AWAY	2- 1	0- 0	3- 1				
2- 1	0- 0	0- 1	NEUTRAL	2- 0	0- 0	0- 0				

RPI S	Opponent	Score	RPI S	Opponent	Score	RPI S	Opponent	Score	RPI S	Opponent	Score	Team's RPI: 137
39	A Gonzaga	84 91	39	H Gonzaga	64 75	56	A San Diego	55 56	111	A Long Beach St.	58 70	
49	A BYU	62 65	49	H BYU	63 68	56	H San Diego	69 74	145	A UC Riverside	53 66	
49	N BYU	65 76	49	N BYU	65 76	56	N San Diego	65 57	151	A UC Davis	73 70	
						60	A St. Mary's (CA)	65 63	224	A Santa Clara	79 80	
						60	H St. Mary's (CA)	66 68	224	H Santa Clara	62 45	
						61	A Pacific	91 79	229	H San Jose St.	77 62	
						61	H Pacific	54 92	230	A Pepperdine	69 58	
						61	N Pacific	74 64	230	H Pepperdine	65 76	
									272	A Loyola Marymount	74 65	
									272	H Loyola Marymount	87 75	
									287	H Nevada	63 48	
									290	H Columbia	70 65	
									292	A Portland	79 44	
									292	H Portland	85 68	
									298	A Seattle	67 56	
									328	H Utah Valley	69 50	
									331	H North Texas	60 42	
LAST 12 Division I GAMES:												
49	N BYU	65 76	272	H Loyola Marymount	87 75							
56	N San Diego	65 57	224	A Santa Clara	79 80							
61	N Pacific	74 64	39	A Gonzaga	84 91							
61	A Pacific	91 79	292	A Portland	79 44							
60	A St. Mary's (CA)	65 63	56	H San Diego	69 74							
230	H Pepperdine	65 76	49	H BYU	63 68							

Non-Div I Games: Cal St. Monterey Ba85 48 Sonoma St. 83 42

San Francisco

Loss, Non-Conf, S Site, H Home A Away N Neutral

Average RPI Win:	219	WON-LOST	WINNING	LAST 10	STRENGTH OF	OPP. STRENGTH	TEAM	ADJ.	CONF.	ADJ CONF.
Average RPI Loss:	159	RECORD	PCT. RANK	GAMES	SCHEDULE	OF SCHEDULE	RPI	RPI	RPI	RPI
DIV. I ONLY	14- 17	206	4- 6	277	154	229	229	22	22	
DIV. I NON-CONF.	5- 5	158	0- 0	294	51	177	177	20	20	
TOTALS	RPI 1-25	RPI 26-50	W-L RECORDS	RPI 51-100	RPI 101-150	RPI 150+				
14- 17	0- 1	0- 0	OVERALL	2- 4	2- 5	10- 7				
8- 4	0- 0	0- 0	HOME	1- 2	2- 0	5- 2				
3- 12	0- 1	0- 0	AWAY	0- 2	0- 4	3- 5				
3- 1	0- 0	0- 0	NEUTRAL	1- 0	0- 1	2- 0				
5- 5	0- 1	0- 0	NON-CONFERENCE	0- 0	1- 3	4- 1				
3- 0	0- 0	0- 0	HOME	0- 0	1- 0	2- 0				
1- 5	0- 1	0- 0	AWAY	0- 0	0- 3	1- 1				
1- 0	0- 0	0- 0	NEUTRAL	0- 0	0- 0	1- 0				
9- 12	0- 0	0- 0	CONFERENCE	2- 4	1- 2	6- 6				
5- 4	0- 0	0- 0	HOME	1- 2	1- 0	3- 2				
2- 7	0- 0	0- 0	AWAY	0- 2	0- 1	2- 4				
2- 1	0- 0	0- 0	NEUTRAL	1- 0	0- 1	1- 0				

RPI 1-25				RPI 26-50				RPI 51-100				RPI 101+ Team's RPI: 229			
RPI	S	Opponent	Score	RPI	S	Opponent	Score	RPI	S	Opponent	Score	RPI	S	Opponent	Score
24	A	California	87 110					55	A	Fresno St.	46 58	102	A	Colorado	89 97
								55	H	Fresno St.	56 51	112	A	Boise St.	76 91
								84	A	Colorado St.	59 77	112	H	Boise St.	88 78
								84	H	Colorado St.	76 85	112	N	Boise St.	67 76
								84	N	Colorado St.	64 55	135	H	Sacramento St.	102 94
								96	H	New Mexico	62 64	137	A	San Francisco	62 77
												145	A	UC Riverside	80 100
												151	H	UC Davis	89 75
												213	A	Wyoming	60 96
												213	H	Wyoming	61 71
												228	A	San Diego St.	61 71
												234	A	UNLV	99 97
												234	H	UNLV	68 72
												238	A	Utah	87 100
												256	N	Cincinnati	79 54
												275	A	UC Irvine	91 65
												279	A	Utah St.	80 85
												279	H	Utah St.	62 58
												279	N	Utah St.	99 85
												287	A	Nevada	80 77
												287	H	Nevada	81 72
												290	H	Columbia	119 76
												345	A	Air Force	80 83
												345	H	Air Force	91 64
LAST 12 Division I GAMES:															
				112	N	Boise St.	67 76	84	H	Colorado St.	76 85				
				84	N	Colorado St.	64 55	228	A	San Diego St.	61 71				
				279	N	Utah St.	99 85	279	A	Utah St.	80 85				
				234	A	UNLV	99 97	213	H	Wyoming	61 71				
				112	A	Boise St.	76 91	287	A	Nevada	80 77				
				287	H	Nevada	81 72	55	H	Fresno St.	56 51				

Non-Div I Games: Southern Ore. 110 91

San Jose St.

Santa Clara

Through Games Of March 13, 2015

Average RPI Win:	236	WON-LOST	WINNING	LAST 10	STRENGTH OF	OPP. STRENGTH	TEAM	ADJ.	CONF.	ADJ CONF.
Average RPI Loss:	98	RECORD	PCT. RANK	GAMES	SCHEDULE	OF SCHEDULE	RPI	RPI	RPI	RPI
DIV. I ONLY	10- 18	252	4- 6	193	76	224	224	9	9	
DIV. I NON-CONF.	4- 4	158	0- 0	304	52	185	185	8	8	
TOTALS	RPI 1-25	RPI 26-50	W-L RECORDS	RPI 51-100	RPI 101-150	RPI 150+				
10- 18	0- 1	0- 4	OVERALL	1- 7	1- 2	8- 4				
3- 7	0- 0	0- 2	HOME	0- 3	1- 0	2- 2				
4- 10	0- 1	0- 2	AWAY	0- 3	0- 2	4- 2				
3- 1	0- 0	0- 0	NEUTRAL	1- 1	0- 0	2- 0				
4- 4	0- 1	0- 0	NON-CONFERENCE	1- 0	0- 1	3- 2				
0- 1	0- 0	0- 0	HOME	0- 0	0- 0	0- 1				
2- 3	0- 1	0- 0	AWAY	0- 0	0- 1	2- 1				
2- 0	0- 0	0- 0	NEUTRAL	1- 0	0- 0	1- 0				
6- 14	0- 0	0- 4	CONFERENCE	0- 7	1- 1	5- 2				
3- 6	0- 0	0- 2	HOME	0- 3	1- 0	2- 1				
2- 7	0- 0	0- 2	AWAY	0- 3	0- 1	2- 1				
1- 1	0- 0	0- 0	NEUTRAL	0- 1	0- 0	1- 0				

RPI 1-25				RPI 26-50				RPI 51-100				RPI 101+ Team's RPI: 224			
RPI	S	Opponent	Score	RPI	S	Opponent	Score	RPI	S	Opponent	Score	RPI	S	Opponent	Score
18	A	Stanford	43 82	39	A	Gonzaga	49 76	56	A	San Diego	59 72	137	A	San Francisco	45 62
				39	H	Gonzaga	70 78	56	H	San Diego	61 64	137	H	San Francisco	80 79
				49	A	BYU	55 84	56	N	San Diego	42 51	145	A	UC Riverside	69 80
				49	H	BYU	56 58	58	N	LSU	69 67	151	N	UC Davis	79 76
								60	A	St. Mary's (CA)	71 74	159	H	Cal Poly	73 79
								60	H	St. Mary's (CA)	61 62	180	A	Oregon	88 92
								61	A	Pacific	75 87	230	A	Pepperdine	65 54
								61	H	Pacific	59 61	230	H	Pepperdine	84 66
												272	A	Loyola Marymount	57 82
												272	H	Loyola Marymount	63 75
												292	A	Portland	64 55
												292	H	Portland	83 68
												292	N	Portland	66 58
												330	A	UC Santa Barbara	47 33
												345	A	Air Force	85 64
LAST 12 Division I GAMES:															
				56	N	San Diego	42 51	137	H	San Francisco	80 79				
				292	N	Portland	66 58	292	A	Portland	64 55				
				60	A	St. Mary's (CA)	71 74	39	A	Gonzaga	49 76				
				61	A	Pacific	75 87	49	H	BYU	56 58				
				272	H	Loyola Marymount	63 75	56	H	San Diego	61 64				
				230	H	Pepperdine	84 66	230	A	Pepperdine	65 54				

Non-Div I Games: San Fran. St. 87 41

Santa Clara

Loss, Non-Conf, S Site, H Home A Away N Neutral

Average RPI Win:	269	WON-LOST	WINNING	LAST 10	STRENGTH OF	OPP. STRENGTH	TEAM	ADJ.	CONF.	ADJ CONF.
Average RPI Loss:	137	RECORD	PCT. RANK	GAMES	SCHEDULE	OF SCHEDULE	RPI	RPI	RPI	RPI
DIV. I ONLY	18- 10	88	10- 0	255	309	141	141	31	31	
DIV. I NON-CONF.	3- 7	250	0- 0	43	25	158	158	29	29	
TOTALS	RPI 1-25	RPI 26-50	W-L RECORDS	RPI 51-100	RPI 101-150	RPI 150+				
18- 10	0- 2	0- 1	OVERALL	0- 1	2- 2	16- 4				
8- 3	0- 0	0- 0	HOME	0- 0	1- 0	7- 3				
8- 6	0- 2	0- 1	AWAY	0- 1	1- 1	7- 1				
2- 1	0- 0	0- 0	NEUTRAL	0- 0	0- 1	2- 0				
3- 7	0- 2	0- 1	NON-CONFERENCE	0- 1	1- 2	2- 1				
2- 1	0- 0	0- 0	HOME	0- 0	0- 0	2- 1				
1- 5	0- 2	0- 1	AWAY	0- 1	1- 1	0- 0				
0- 1	0- 0	0- 0	NEUTRAL	0- 0	0- 1	0- 0				
15- 3	0- 0	0- 0	CONFERENCE	0- 0	1- 0	14- 3				
6- 2	0- 0	0- 0	HOME	0- 0	1- 0	5- 2				
7- 1	0- 0	0- 0	AWAY	0- 0	0- 0	7- 1				
2- 0	0- 0	0- 0	NEUTRAL	0- 0	0- 0	2- 0				

RPI 1-25				RPI 26-50				RPI 51-100				RPI 101+ Team's RPI: 141			
RPI	S	Opponent	Score	RPI	S	Opponent	Score	RPI	S	Opponent	Score	RPI	S	Opponent	Score
3	A	South Carolina	49 111	42	A	Arkansas	46 75	72	A	Fordham	53 63	113	A	Troy	83 80
10	A	Florida St.	51 97									115	H	Hampton	61 55
												144	N	Hartford	55 59
												150	A	Auburn	56 62
												160	H	Florida	68 58
												176	A	N.C. A&T	59 56
												176	H	N.C. A&T	48 53
												176	N	N.C. A&T	62 59
												201	H	Jacksonville	41 45
												261	H	Bethune-Cookman	52 59
												266	H	Alabama St.	71 62
												271	H	Norfolk St.	56 54
												283	A	South Carolina St.	55 52
												283	H	South Carolina St.	61 53
												291	A	Morgan St.	72 58
												306	A	UMES	50 61
												337	A	Coppin St.	63 56
												337	N	Coppin St.	66 52
												338	A	Florida A&M	72 51
												338	H	Florida A&M	77 55
												339	A	N.C. Central	82 61
												339	H	N.C. Central	65 54
												341	H	Howard	70 59
												347	A	Delaware St.	76 45
LAST 12 Division I GAMES:															
				176	N	N.C. A&T	62 59			341	H	Howard	70 59		
				337	N	Coppin St.	66 52			283	H	South Carolina St.	61 53		
				338	A	Florida A&M	72 51			337	A	Coppin St.	63 56		
				339	H	N.C. Central	65 54			291	A	Morgan St.	72 58		
				283	A	South Carolina St.	55 52			176	H	N.C. A&T	48 53		
				338	H	Florida A&M	77 55			271	H	Norfolk St.	56 54		

Non-Div I Games: Allen 95 47 Columbia (SC) 106 60

Savannah St.

Loss, Non-Conf, S Site, H Home A Away N Neutral

Average RPI Win:	314	WON-LOST	WINNING	LAST 10	STRENGTH OF	OPP. STRENGTH	TEAM	ADJ.	CONF.	ADJ CONF.
Average RPI Loss:	156	RECORD	PCT. RANK	GAMES	SCHEDULE	OF SCHEDULE	RPI	RPI	RPI	RPI
DIV. I ONLY	10- 21	268	4- 6	270	285	298	298	30	30	
DIV. I NON-CONF.	3- 12	294	0- 0	210	141	317	317	30	30	
TOTALS	RPI 1-25	RPI 26-50	W-L RECORDS	RPI 51-100	RPI 101-150	RPI 150+				
10- 21	0- 0	0- 1	OVERALL	0- 4	0- 7	10- 9				
7- 11	0- 0	0- 1	HOME	0- 3	0- 3	7- 4				
2- 9	0- 0	0- 0	AWAY	0- 1	0- 3	2- 5				
1- 1	0- 0	0- 0	NEUTRAL	0- 0	0- 1	1- 0				
3- 12	0- 0	0- 1	NON-CONFERENCE	0- 4	0- 2	3- 5				
3- 8	0- 0	0- 1	HOME	0- 3	0- 1	3- 3				
0- 4	0- 0	0- 0	AWAY	0- 1	0- 1	0- 2				
0- 0	0- 0	0- 0	NEUTRAL	0- 0	0- 0	0- 0				
7- 9	0- 0	0- 0	CONFERENCE	0- 0	0- 5	7- 4				
4- 3	0- 0	0- 0	HOME	0- 0	0- 2	4- 1				
2- 5	0- 0	0- 0	AWAY	0- 0	0- 2	2- 3				
1- 1	0- 0	0- 0	NEUTRAL	0- 0	0- 1	1- 0				

RPI S	Opponent	Score	RPI S	Opponent	Score	RPI S	Opponent	Score	RPI S	Opponent	Score	Team's RPI: 298
			33 H	Washington	69 102	56 H	San Diego	54 59	111 A	Long Beach St.	73 85	
						69 A	Washington St.	62 82	131 A	New Mexico St.	66 76	
						81 H	CSUN	63 86	131 H	New Mexico St.	69 76	
						91 H	Montana	64 70	131 N	New Mexico St.	75 79	
									137 H	San Francisco	56 67	
									140 A	Bakersfield	61 73	
									140 H	Bakersfield	62 69	
									169 A	Montana St.	61 74	
									175 A	Tex.-Pan American	58 80	
									175 H	Tex.-Pan American	60 70	
									180 A	Oregon	44 70	
									196 H	Idaho	50 65	
									211 H	Cal St. Fullerton	59 66	
									241 H	Idaho St.	55 63	
									272 H	Loyola Marymount	62 57	
									273 A	Grand Canyon	59 56	
									273 H	Grand Canyon	46 43	
									312 H	Portland St.	54 47	
									328 A	Utah Valley	42 73	
									328 H	Utah Valley	73 58	
									328 N	Utah Valley	64 62	
									330 H	UC Santa Barbara	66 46	
									342 A	UMKC	61 62	
									342 H	UMKC	60 46	
									343 A	Chicago St.	56 49	
									343 H	Chicago St.	75 51	
LAST 12 Division I GAMES:												
			131 N	New Mexico St.	75 79	175 H	Tex.-Pan American	60 70				
			328 N	Utah Valley	64 62	131 H	New Mexico St.	69 76				
			273 H	Grand Canyon	46 43	328 A	Utah Valley	42 73				
			140 A	Bakersfield	61 73	273 A	Grand Canyon	59 56				
			343 A	Chicago St.	56 49	140 H	Bakersfield	62 69				
			342 A	UMKC	61 62	342 H	UMKC	60 46				

Non-Div I Games:

Seattle

■ Loss,
 ■ Non-Conf,
 ■ S Site,
 ■ H Home
 ■ A Away
 N Neutral

Average RPI Win:	171	WON-LOST	WINNING	LAST 10	STRENGTH OF	OPP. STRENGTH	TEAM	ADJ.	CONF.	ADJ CONF.
Average RPI Loss:	107	RECORD	PCT. RANK	GAMES	SCHEDULE	OF SCHEDULE	RPI	RPI	RPI	RPI
DIV. I ONLY	28- 5	19	7- 3	185	77	38	38	10	10	
DIV. I NON-CONF.	11- 1	11	0- 0	257	82	48	48	9	9	
TOTALS	RPI 1-25	RPI 26-50	W-L RECORDS	RPI 51-100	RPI 101-150	RPI 150+				
28- 5	0- 0	2- 1	OVERALL	8- 3	3- 0	15- 1				
17- 1	0- 0	1- 0	HOME	4- 1	2- 0	10- 0				
9- 3	0- 0	1- 0	AWAY	3- 2	1- 0	4- 1				
2- 1	0- 0	0- 1	NEUTRAL	1- 0	0- 0	1- 0				
11- 1	0- 0	0- 0	NON-CONFERENCE	3- 1	1- 0	7- 0				
9- 0	0- 0	0- 0	HOME	2- 0	1- 0	6- 0				
2- 1	0- 0	0- 0	AWAY	1- 1	0- 0	1- 0				
0- 0	0- 0	0- 0	NEUTRAL	0- 0	0- 0	0- 0				
17- 4	0- 0	2- 1	CONFERENCE	5- 2	2- 0	8- 1				
8- 1	0- 0	1- 0	HOME	2- 1	1- 0	4- 0				
7- 2	0- 0	1- 0	AWAY	2- 1	1- 0	3- 1				
2- 1	0- 0	0- 1	NEUTRAL	1- 0	0- 0	1- 0				

RPI 1-25				RPI 26-50				Team's RPI: 38		RPI 51-100				RPI 101+			
RPI	S	Opponent	Score	RPI	S	Opponent	Score	RPI	S	Opponent	Score	RPI	S	Opponent	Score		
				37	A	DePaul	81 80	59	H	Georgia	70 51	106	H	Illinois	82 72		
				37	H	DePaul	107 87	72	A	Fordham	56 43	146	A	Butler	85 76		
				37	N	DePaul	68 78	75	A	West Virginia	87 89	146	H	Butler	70 65		
								76	A	Villanova	59 56	163	H	Kennesaw St.	77 74		
								76	H	Villanova	64 62	178	H	Fairfield	79 47		
								85	A	St. John's (NY)	50 59	191	A	Xavier	77 60		
								85	H	St. John's (NY)	78 73	191	H	Xavier	78 54		
								85	N	St. John's (NY)	72 60	210	H	Lafayette	80 63		
								87	H	Saint Joseph's	77 60	227	A	Penn St.	75 70		
								88	A	Creighton	79 74	248	A	Marquette	70 73		
								88	H	Creighton	73 81	248	H	Marquette	88 58		
												248	N	Marquette	77 51		
												269	A	Providence	68 67		
												269	H	Providence	67 40		
												277	H	Rider	66 47		
												294	H	NJIT	74 62		
												300	A	Georgetown	99 85		
												300	H	Georgetown	95 68		
												327	H	Saint Peter's	75 45		
LAST 12 Division I GAMES:																	
				37	N	DePaul	68 78	300	H	Georgetown	95 68						
				85	N	St. John's (NY)	72 60	248	A	Marquette	70 73						
				248	N	Marquette	77 51	37	A	DePaul	81 80						
				146	A	Butler	85 76	88	H	Creighton	73 81						
				191	A	Xavier	77 60	269	H	Providence	67 40						
				76	H	Villanova	64 62	85	H	St. John's (NY)	78 73						

Non-Div I Games:

Seton Hall

■ Loss,
■ Non-Conf,
■ S Site,
■ H Home
■ A Away
N Neutral

Average RPI Win:	258	WON-LOST	WINNING	LAST 10	STRENGTH OF	OPP. STRENGTH	TEAM	ADJ.	CONF.	ADJ CONF.
Average RPI Loss:	131	RECORD	PCT. RANK	GAMES	SCHEDULE	OF SCHEDULE	RPI	RPI	RPI	RPI
DIV. I ONLY	19- 12	99	7- 3	249	265	168	168	24	24	
DIV. I NON-CONF.	7- 2	47	0- 0	206	320	93	93	24	24	
TOTALS	RPI 1-25	RPI 26-50	W-L RECORDS	RPI 51-100	RPI 101-150	RPI 150+				
19- 12	0- 3	0- 0	OVERALL	0- 2	1- 2	18- 5				
8- 8	0- 2	0- 0	HOME	0- 1	0- 1	8- 4				
11- 3	0- 1	0- 0	AWAY	0- 0	1- 1	10- 1				
0- 1	0- 0	0- 0	NEUTRAL	0- 1	0- 0	0- 0				
7- 2	0- 0	0- 0	NON-CONFERENCE	0- 2	1- 0	6- 0				
3- 1	0- 0	0- 0	HOME	0- 1	0- 0	3- 0				
4- 0	0- 0	0- 0	AWAY	0- 0	1- 0	3- 0				
0- 1	0- 0	0- 0	NEUTRAL	0- 1	0- 0	0- 0				
12- 10	0- 3	0- 0	CONFERENCE	0- 0	0- 2	12- 5				
5- 7	0- 2	0- 0	HOME	0- 0	0- 1	5- 4				
7- 3	0- 1	0- 0	AWAY	0- 0	0- 1	7- 1				
0- 0	0- 0	0- 0	NEUTRAL	0- 0	0- 0	0- 0				

RPI 1-25					
RPI	S	Opponent	Score		
25	A	Quinnipiac	65	78	
25	H	Quinnipiac	47	64	
25	H	Quinnipiac	62	87	

RPI 26-50					
RPI	S	Opponent	Score		

RPI 51-100					
RPI	S	Opponent	Score		
77	H	Albany (NY)	57	76	
89	N	Akron	74	90	

RPI 101+					
RPI	S	Opponent	Score		
117	A	Marist	58	65	
117	H	Marist	46	56	
125	A	Buffalo	58	50	
165	H	Central Conn. St.	79	57	
178	A	Fairfield	54	47	
178	H	Fairfield	55	60	
198	A	Iona	50	57	
198	H	Iona	50	79	
198	H	Iona	71	61	
219	A	Sacred Heart	75	65	
240	A	Niagara	56	52	
240	H	Niagara	59	64	
242	A	Monmouth	54	52	
242	H	Monmouth	65	58	
262	A	Canisius	71	70	
262	H	Canisius	58	54	
265	H	Colgate	80	68	
277	A	Rider	65	43	
277	H	Rider	49	56	
302	H	Fairleigh Dickinson	72	63	
309	A	Denver	78	62	
322	A	Manhattan	66	51	
322	H	Manhattan	59	51	
324	A	Binghamton	62	53	
327	A	Saint Peter's	65	40	
327	H	Saint Peter's	64	47	

Team's RPI: 168					
-----------------	--	--	--	--	--

LAST 12 Division I GAMES:					
25	H	Quinnipiac	47	64	
198	H	Iona	71	61	
327	H	Saint Peter's	64	47	
262	H	Canisius	58	54	
178	A	Fairfield	54	47	
322	A	Manhattan	66	51	
198	A	Iona	50	57	
240	H	Niagara	59	64	
242	H	Monmouth	65	58	
277	A	Rider	65	43	
25	H	Quinnipiac	62	87	
277	H	Rider	49	56	

Non-Div I Games:

Siena

Loss, Non-Conf, S Site, H Home A Away N Neutral

Average RPI Win:	237	WON-LOST	WINNING	LAST 10	STRENGTH OF	OPP. STRENGTH	TEAM	ADJ.	CONF.	ADJ CONF.
Average RPI Loss:	157	RECORD	PCT. RANK	GAMES	SCHEDULE	OF SCHEDULE	RPI	RPI	RPI	RPI
DIV. I ONLY	3- 24	340	1- 9	171	205	318	318	13	13	
DIV. I NON-CONF.	1- 6	316	0- 0	154	343	318	318	13	13	
TOTALS	RPI 1-25	RPI 26-50	W-L RECORDS	RPI 51-100	RPI 101-150	RPI 150+				
3- 24	0- 0	0- 4	OVERALL	0- 1	1- 6	2- 13				
2- 11	0- 0	0- 2	HOME	0- 1	1- 2	1- 6				
1- 13	0- 0	0- 2	AWAY	0- 0	0- 4	1- 7				
0- 0	0- 0	0- 0	NEUTRAL	0- 0	0- 0	0- 0				
1- 6	0- 0	0- 0	NON-CONFERENCE	0- 1	0- 1	1- 4				
1- 2	0- 0	0- 0	HOME	0- 1	0- 0	1- 1				
0- 4	0- 0	0- 0	AWAY	0- 0	0- 1	0- 3				
0- 0	0- 0	0- 0	NEUTRAL	0- 0	0- 0	0- 0				
2- 18	0- 0	0- 4	CONFERENCE	0- 0	1- 5	1- 9				
1- 9	0- 0	0- 2	HOME	0- 0	1- 2	0- 5				
1- 9	0- 0	0- 2	AWAY	0- 0	0- 3	1- 4				
0- 0	0- 0	0- 0	NEUTRAL	0- 0	0- 0	0- 0				

RPI S	Opponent	Score	RPI S	Opponent	Score	RPI S	Opponent	Score	RPI S	Opponent	Score	Team's RPI: 318
31	A UALR	37 71	31	H UALR	34 56	80	H Southern Miss.	53 64	103	A Ole Miss	48 88	
45	A Arkansas St.	60 70	45	A Arkansas St.	50 62				113	A Troy	67 78	
									113	H Troy	79 86	
									139	A Texas St.	42 63	
									139	H Texas St.	44 46	
									147	A La.-Lafayette	58 65	
									147	H La.-Lafayette	57 47	
									164	A Texas-Arlington	49 59	
									164	H Texas-Arlington	46 63	
									171	A Appalachian St.	59 70	
									171	H Appalachian St.	63 67	
									174	H Indiana St.	53 74	
									193	A UAB	43 73	
									216	A Nicholls St.	62 66	
									221	A La.-Monroe	53 55	
									221	H La.-Monroe	38 45	
									231	A Georgia St.	54 69	
									231	H Georgia St.	78 84	
									266	H Alabama St.	64 61	
									299	A Ga. Southern	80 63	
									299	H Ga. Southern	53 67	
									334	A Tennessee Tech	66 70	
LAST 12 Division I GAMES:												
113	H Troy	79 86	113	A Troy	67 78							
45	A Arkansas St.	60 70	231	H Georgia St.	78 84							
221	H La.-Monroe	38 45	139	H Texas St.	44 46							
299	A Ga. Southern	80 63	221	A La.-Monroe	53 55							
231	A Georgia St.	54 69	147	H La.-Lafayette	57 47							
164	H Texas-Arlington	46 63	171	A Appalachian St.	59 70							

Non-Div I Games: Mobile 71 67 Spring Hill 69 42

South Ala.

Loss, Non-Conf, S Site, H Home A Away N Neutral

South Carolina

Through Games Of March 13, 2015

Average RPI Win:	103	WON-LOST	WINNING	LAST 10	STRENGTH OF	OPP. STRENGTH	TEAM	ADJ.	CONF.	ADJ CONF.
Average RPI Loss:	7	RECORD	PCT. RANK	GAMES	SCHEDULE	OF SCHEDULE	RPI	RPI	RPI	RPI
DIV. I ONLY	30- 2	4	8- 2	16	4	3	3	2	2	
DIV. I NON-CONF.	12- 1	7	0- 1	82	27	9	9	4	4	
TOTALS	RPI 1-25	RPI 26-50	W-L RECORDS	RPI 51-100	RPI 101-150	RPI 150+				
30- 2	4- 2	5- 0	OVERALL	7- 0	5- 0	9- 0				
14- 0	2- 0	2- 0	HOME	3- 0	2- 0	5- 0				
9- 2	1- 2	1- 0	AWAY	2- 0	3- 0	2- 0				
7- 0	1- 0	2- 0	NEUTRAL	2- 0	0- 0	2- 0				
12- 1	1- 1	1- 0	NON-CONFERENCE	2- 0	2- 0	6- 0				
6- 0	0- 0	0- 0	HOME	1- 0	1- 0	4- 0				
2- 1	1- 1	0- 0	AWAY	0- 0	1- 0	0- 0				
4- 0	0- 0	1- 0	NEUTRAL	1- 0	0- 0	2- 0				
18- 1	3- 1	4- 0	CONFERENCE	5- 0	3- 0	3- 0				
8- 0	2- 0	2- 0	HOME	2- 0	1- 0	1- 0				
7- 1	0- 1	1- 0	AWAY	2- 0	2- 0	2- 0				
3- 0	1- 0	1- 0	NEUTRAL	1- 0	0- 0	0- 0				

RPI	S	Opponent	Score	RPI	S	Opponent	Score	RPI	S	Opponent	Score	RPI	S	Opponent	Score
2	H	Tennessee	71 66	29	H	Mississippi St.	69 50	58	A	LSU	75 51	103	A	Ole Miss	77 59
2	N	Tennessee	62 46	32	H	Texas A&M	79 61	58	H	LSU	86 62	104	A	Missouri	60 49
5	A	UConn	62 87	35	N	Syracuse	67 63	58	N	LSU	74 54	115	A	Hampton	69 49
8	A	Kentucky	56 67	42	A	Arkansas	73 56	59	A	Georgia	58 35	141	H	Savannah St.	111 49
8	H	Kentucky	68 60	42	N	Arkansas	58 36	62	H	Vanderbilt	89 59	150	H	Auburn	77 58
14	A	Duke	51 50					63	N	Liberty	84 44	155	H	Charlotte	82 61
								98	H	Southern California	70 61	160	A	Florida	77 42
												162	N	Wisconsin	67 44
												172	N	Central Mich.	80 45
												202	A	Alabama	102 59
												202	H	Alabama	85 54
												203	H	Clemson	99 41
												228	H	San Diego St.	89 38
												339	H	N.C. Central	90 26
LAST 12 Division I GAMES:															
		2 N Tennessee	62 46			42 A Arkansas	73 56								
		58 N LSU	74 54			62 H Vanderbilt	89 59								
		42 N Arkansas	58 36			58 H LSU	86 62								
		8 A Kentucky	56 67			5 A UConn	62 87								
		29 H Mississippi St.	69 50			59 A Georgia	58 35								
		2 H Tennessee	71 66			103 A Ole Miss	77 59								

Non-Div I Games:

South Carolina

Loss, Non-Conf, S Site, H Home A Away N Neutral

Average RPI Win:	296	WON-LOST	WINNING	LAST 10	STRENGTH OF	OPP. STRENGTH	TEAM	ADJ.	CONF.	ADJ CONF.
Average RPI Loss:	232	RECORD	PCT. RANK	GAMES	SCHEDULE	OF SCHEDULE	RPI	RPI	RPI	RPI
DIV. I ONLY	14- 12	151	5- 5	349	340	283	283	31	31	
DIV. I NON-CONF.	5- 4	139	0- 0	342	306	278	278	29	29	
TOTALS	RPI 1-25	RPI 26-50	W-L RECORDS	RPI 51-100	RPI 101-150	RPI 150+				
14- 12	0- 0	0- 0	OVERALL	0- 0	0- 4	14- 8				
9- 4	0- 0	0- 0	HOME	0- 0	0- 3	9- 1				
5- 7	0- 0	0- 0	AWAY	0- 0	0- 1	5- 6				
0- 1	0- 0	0- 0	NEUTRAL	0- 0	0- 0	0- 1				
5- 4	0- 0	0- 0	NON-CONFERENCE	0- 0	0- 1	5- 3				
4- 1	0- 0	0- 0	HOME	0- 0	0- 1	4- 0				
1- 3	0- 0	0- 0	AWAY	0- 0	0- 0	1- 3				
0- 0	0- 0	0- 0	NEUTRAL	0- 0	0- 0	0- 0				
9- 8	0- 0	0- 0	CONFERENCE	0- 0	0- 3	9- 5				
5- 3	0- 0	0- 0	HOME	0- 0	0- 2	5- 1				
4- 4	0- 0	0- 0	AWAY	0- 0	0- 1	4- 3				
0- 1	0- 0	0- 0	NEUTRAL	0- 0	0- 0	0- 1				

RPI 1-25			RPI 26-50			RPI 51-100			RPI 101+ Team's RPI: 283		
RPI	S	Opponent	Score	RPI	S	Opponent	Score	RPI	S	Opponent	Score
								115	H	Hampton	53 88
								141	A	Savannah St.	53 61
								141	H	Savannah St.	52 55
								148	H	Furman	46 65
								176	A	N.C. A&T	48 59
								203	A	Clemson	57 66
								207	H	Jacksonville St.	55 52
								220	H	USC Upstate	60 50
								244	A	Presbyterian	33 46
								261	A	Bethune-Cookman	57 56
								261	H	Bethune-Cookman	68 61
								271	H	Norfolk St.	79 75
								285	H	Col. of Charleston	60 51
								291	A	Morgan St.	46 54
								306	A	UMES	64 59
								306	H	UMES	69 58
								310	A	UNC Greensboro	50 70
								315	A	Wofford	59 53
								337	A	Coppin St.	68 58
								338	H	Florida A&M	50 55
								339	A	N.C. Central	54 56
								341	H	Howard	78 64
								341	N	Howard	57 70
								346	H	Alabama A&M	69 62
								347	A	Delaware St.	65 60
								347	H	Delaware St.	64 62
LAST 12 Division I GAMES:											
								341	N	Howard	57 70
								261	A	Bethune-Cookman	57 56
								337	A	Coppin St.	68 58
								141	H	Savannah St.	52 55
								347	H	Delaware St.	64 62
								341	H	Howard	78 64
								115	H	Hampton	53 88
								271	H	Norfolk St.	79 75
								306	H	UMES	69 58
								306	A	UMES	64 59
								141	A	Savannah St.	53 61

Non-Div I Games: Columbia (SC) 97 55 Allen 103 55

South Carolina St.

Loss, Non-Conf, S Site, H Home A Away N Neutral

Season Summary				Through Games Of March 15, 1918						
Average RPI Win:	237	WON-LOST	WINNING	LAST 10	STRENGTH OF	OPP. STRENGTH	TEAM	ADJ.	CONF.	ADJ CONF.
Average RPI Loss:	89	RECORD	PCT. RANK	GAMES	SCHEDULE	OF SCHEDULE	RPI	RPI	RPI	RPI
DIV. I ONLY	24- 7	29	8- 2	262	186	73	73	25	25	
DIV. I NON-CONF.	9- 3	60	0- 0	225	75	75	75	25	25	

TOTALS	RPI 1-25		RPI 26-50		W-L RECORDS		RPI 51-100		RPI 101-150	RPI 150+
24- 7	0- 1		1- 3		OVERALL		1- 0		1- 1	21- 2
13- 0	0- 0		1- 0		HOME		0- 0		1- 0	11- 0
9- 5	0- 0		0- 2		AWAY		1- 0		0- 1	8- 2
2- 2	0- 1		0- 1		NEUTRAL		0- 0		0- 0	2- 0
9- 3	0- 1		0- 1		NON-CONFERENCE		1- 0		1- 1	7- 0
5- 0	0- 0		0- 0		HOME		0- 0		1- 0	4- 0
4- 2	0- 0		0- 1		AWAY		1- 0		0- 1	3- 0
0- 1	0- 1		0- 0		NEUTRAL		0- 0		0- 0	0- 0
15- 4	0- 0		1- 2		CONFERENCE		0- 0		0- 0	14- 2
8- 0	0- 0		1- 0		HOME		0- 0		0- 0	7- 0
5- 3	0- 0		0- 1		AWAY		0- 0		0- 0	5- 2
2- 1	0- 0		0- 1		NEUTRAL		0- 0		0- 0	2- 0

RPI	S	Opponent	Score
20	N	Chattanooga	54 67

RPI	S	Opponent	Score
33	A	Washington	82 96
47	A	South Dakota St.	67 77
47	H	South Dakota St.	82 78
47	N	South Dakota St.	57 72

RPI	S	Opponent	Score
90	A	Drake	83 78

RPI	S	Opponent	Score
105	A	Kansas	60 68
123	H	UNI	85 77
154	A	Oral Roberts	65 81
154	H	Oral Roberts	93 70
182	H	North Dakota	86 81
183	A	UTSA	76 69
211	H	Cal St. Fullerton	86 50
215	A	IUPUI	43 68
215	H	IUPUI	69 53
215	N	IUPUI	69 58
233	A	Western Ill.	101 87
233	H	Western Ill.	78 75
248	A	Marquette	69 65
268	A	North Dakota St.	83 79
268	H	North Dakota St.	84 69
275	H	UC Irvine	96 52
282	H	Valparaiso	81 62
296	A	Omaha	64 48
296	H	Omaha	83 69
309	A	Denver	79 68
309	H	Denver	82 56
312	A	Portland St.	86 57
314	A	IPFW	73 72
314	H	IPFW	91 80
314	N	IPFW	78 70

RPI	S	Opponent	Score
47	N	South Dakota St.	57 72
215	N	IUPUI	69 58
314	N	IPFW	78 70
233	H	Western Ill.	78 75
215	H	IUPUI	69 53
47	A	South Dakota St.	67 77

RPI	S	Opponent	Score
309	A	Denver	79 68
296	H	Omaha	83 69
268	A	North Dakota St.	83 79
314	H	IPFW	91 80
154	H	Oral Roberts	93 70
309	H	Denver	82 56

LAST 12 Division I GAMES:			

Non-Div I Games:	St. Mary (KS)	115	51
------------------	---------------	-----	----

South Dakota

Loss, Non-Conf, S Site, H Home A Away N Neutral

Average RPI Win:	192	WON-LOST	WINNING	LAST 10	STRENGTH OF	OPP. STRENGTH	TEAM	ADJ.	CONF.	ADJ CONF.
Average RPI Loss:	141	RECORD	PCT. RANK	GAMES	SCHEDULE	OF SCHEDULE	RPI	RPI	RPI	RPI
DIV. I ONLY	24- 8	35	9- 1	97	230	47	47	25	25	
DIV. I NON-CONF.	9- 4	84	0- 0	12	106	30	30	25	25	
TOTALS	RPI 1-25	RPI 26-50	W-L RECORDS	RPI 51-100	RPI 101-150	RPI 150+				
24- 8	0- 1	3- 1	OVERALL	3- 2	2- 1	16- 3				
12- 2	0- 1	2- 0	HOME	2- 1	0- 0	8- 0				
8- 6	0- 0	1- 1	AWAY	0- 1	2- 1	5- 3				
4- 0	0- 0	0- 0	NEUTRAL	1- 0	0- 0	3- 0				
9- 4	0- 1	3- 1	NON-CONFERENCE	1- 1	2- 1	3- 0				
4- 2	0- 1	2- 0	HOME	1- 1	0- 0	1- 0				
4- 2	0- 0	1- 1	AWAY	0- 0	2- 1	1- 0				
1- 0	0- 0	0- 0	NEUTRAL	0- 0	0- 0	1- 0				
15- 4	0- 0	0- 0	CONFERENCE	2- 1	0- 0	13- 3				
8- 0	0- 0	0- 0	HOME	1- 0	0- 0	7- 0				
4- 4	0- 0	0- 0	AWAY	0- 1	0- 0	4- 3				
3- 0	0- 0	0- 0	NEUTRAL	1- 0	0- 0	2- 0				

RPI 1-25				RPI 26-50				Team's RPI: 47				RPI 51-100				RPI 101+			
RPI	S	Opponent	Score	RPI	S	Opponent	Score	RPI	S	Opponent	Score	RPI	S	Opponent	Score	RPI	S	Opponent	Score
23	H	Green Bay	75 77	31	H	UALR	67 42	66	H	Middle Tenn.	65 61	117	A	Marist	64 82				
				37	A	DePaul	62 84	73	A	South Dakota	78 82	119	A	Northern Colo.	71 48				
				42	A	Arkansas	80 75	73	H	South Dakota	77 67	123	A	UNI	74 60				
				49	H	BYU	75 65	73	N	South Dakota	72 57	154	A	Oral Roberts	66 52				
								88	H	Creighton	81 88	154	H	Oral Roberts	71 46				
												154	N	Oral Roberts	59 48				
												215	A	IUPUI	67 68				
												215	H	IUPUI	82 53				
												233	A	Western Ill.	74 61				
												233	H	Western Ill.	69 49				
												234	A	UNLV	65 59				
												251	N	Northern Ill.	55 42				
												268	A	North Dakota St.	78 83				
												268	H	North Dakota St.	82 52				
												295	H	Sam Houston St.	60 49				
												296	A	Omaha	60 49				
												296	H	Omaha	101 66				
												309	A	Denver	72 77				
												309	H	Denver	85 44				
												309	N	Denver	79 61				
												314	A	IPFW	65 64				
												314	H	IPFW	89 68				
LAST 12 Division I GAMES:																			
				73	N	South Dakota	72 57	296	A	Omaha	60 49								
				154	N	Oral Roberts	59 48	154	A	Oral Roberts	66 52								
				309	N	Denver	79 61	309	A	Denver	72 77								
				215	H	IUPUI	82 53	314	H	IPFW	89 68								
				233	H	Western Ill.	69 49	268	H	North Dakota St.	82 52								
				73	H	South Dakota	77 67	154	H	Oral Roberts	71 46								

Non-Div I Games:

South Dakota St.

■ Loss,
■ Non-Conf, S Site,
■ Home
■ Away
N Neutral

Season 11-12				Through Games of March 15, 2012						
Average RPI Win:	164	WON-LOST	WINNING	LAST 10	STRENGTH OF	OPP. STRENGTH	TEAM	ADJ.	CONF.	ADJ CONF.
Average RPI Loss:	26	RECORD	PCT. RANK	GAMES	SCHEDULE	OF SCHEDULE	RPI	RPI	RPI	RPI
DIV. I ONLY	26- 7	27	7- 3	43	67	26	26	8	8	
DIV. I NON-CONF.	9- 3	60	0- 0	37	11	28	28	7	7	
TOTALS	RPI 1-25	RPI 26-50	W-L RECORDS	RPI 51-100	RPI 101-150	RPI 150+				
26- 7	2- 5	0- 0	OVERALL	6- 2	5- 0	13- 0				
12- 2	0- 1	0- 0	HOME	3- 1	3- 0	6- 0				
9- 3	1- 2	0- 0	AWAY	1- 1	1- 0	6- 0				
5- 2	1- 2	0- 0	NEUTRAL	2- 0	1- 0	1- 0				
9- 3	2- 2	0- 0	NON-CONFERENCE	2- 1	2- 0	3- 0				
4- 1	0- 0	0- 0	HOME	1- 1	1- 0	2- 0				
2- 1	1- 1	0- 0	AWAY	0- 0	0- 0	1- 0				
3- 1	1- 1	0- 0	NEUTRAL	1- 0	1- 0	0- 0				
17- 4	0- 3	0- 0	CONFERENCE	4- 1	3- 0	10- 0				
8- 1	0- 1	0- 0	HOME	2- 0	2- 0	4- 0				
7- 2	0- 1	0- 0	AWAY	1- 1	1- 0	5- 0				
2- 1	0- 1	0- 0	NEUTRAL	1- 0	0- 0	1- 0				

RPI 1-25				RPI 26-50				Team's RPI: 26				RPI 51-100				RPI 101+			
RPI	S	Opponent	Score	RPI	S	Opponent	Score	RPI	S	Opponent	Score	RPI	S	Opponent	Score	RPI	S	Opponent	Score
5	A	UConn	50 92					52	A	Tulane	53 40	106	N	Illinois	67 61				
5	H	UConn	65 88					52	H	Tulane	64 45	116	H	Tulsa	79 46				
5	N	UConn	70 84					52	N	Tulane	78 69	119	H	Northern Colo.	84 43				
6	A	Maryland	67 85					54	H	Stetson	78 62	143	A	Temple	70 58				
8	N	Kentucky	57 61					68	A	East Carolina	64 65	143	H	Temple	79 53				
20	A	Chattanooga	59 57					68	H	East Carolina	69 62	189	A	Memphis	57 53				
22	N	Oklahoma	83 68					76	N	Villanova	57 56	189	H	Memphis	72 39				
								85	H	St. John's (NY)	52 55	189	N	Memphis	79 51				
												227	A	Penn St.	90 87				
												255	A	SMU	72 51				
												255	H	SMU	82 59				
												256	A	Cincinnati	74 44				
												256	H	Cincinnati	75 36				
												274	A	UCF	99 71				
												274	H	UCF	91 68				
												285	H	Col. of Charleston	67 47				
												288	A	Houston	71 55				
												306	H	UNC Asheville	97 53				
LAST 12 Division I GAMES:																			
		5	N	UConn	70	84				143	H	Temple	79	53					
		52	N	Tulane	78	69				116	H	Tulsa	79	46					
		189	N	Memphis	79	51				68	A	East Carolina	64	65					
		5	H	UConn	65	88				255	A	SMU	72	51					
		274	A	UCF	99	71				256	H	Cincinnati	75	36					
		256	A	Cincinnati	74	44				274	H	UCF	91	68					

Non-Div I Games:

South Fla.

■ Loss,
 ■ Non-Conf,
 ■ S Site,
 ■ Home
 ■ Away
 N Neutral

Schedule Nov. 2018				Through Games Of March 10, 2019						
Average RPI Win:	307	WON-LOST	WINNING	LAST 10	STRENGTH OF	OPP. STRENGTH	TEAM	ADJ.	CONF.	ADJ CONF.
Average RPI Loss:	199	RECORD	PCT. RANK	GAMES	SCHEDULE	OF SCHEDULE	RPI	RPI	RPI	RPI
DIV. I ONLY	8- 19	283	2- 8	330	311	317	317	26	26	
DIV. I NON-CONF.	5- 6	178	0- 0	308	314	239	239	26	26	
TOTALS	RPI 1-25	RPI 26-50	W-L RECORDS	RPI 51-100	RPI 101-150	RPI 150+				
8- 19	0- 0	0- 0	OVERALL	0- 0	0- 4	8- 15				
4- 7	0- 0	0- 0	HOME	0- 0	0- 1	4- 6				
3- 11	0- 0	0- 0	AWAY	0- 0	0- 3	3- 8				
1- 1	0- 0	0- 0	NEUTRAL	0- 0	0- 0	1- 1				
5- 6	0- 0	0- 0	NON-CONFERENCE	0- 0	0- 2	5- 4				
1- 2	0- 0	0- 0	HOME	0- 0	0- 0	1- 2				
3- 3	0- 0	0- 0	AWAY	0- 0	0- 2	3- 1				
1- 1	0- 0	0- 0	NEUTRAL	0- 0	0- 0	1- 1				
3- 13	0- 0	0- 0	CONFERENCE	0- 0	0- 2	3- 11				
3- 5	0- 0	0- 0	HOME	0- 0	0- 1	3- 4				
0- 8	0- 0	0- 0	AWAY	0- 0	0- 1	0- 7				
0- 0	0- 0	0- 0	NEUTRAL	0- 0	0- 0	0- 0				

[illegible]

Non-Div I Games:	Ill.-Springfield	73	56	William Woods	77	40
------------------	------------------	----	----	---------------	----	----

Southeast Mo. St.

Loss, Non-Conf, S Site, H Home A Away N Neutral

RPI	S	Opponent	Score
346	H	Alabama A&M	66 38

Southeast Mo. St.

Average RPI Win:	266	WON-LOST	WINNING	LAST 10	STRENGTH OF	OPP. STRENGTH	TEAM	ADJ.	CONF.	ADJ CONF.
Average RPI Loss:	193	RECORD	PCT. RANK	GAMES	SCHEDULE	OF SCHEDULE	RPI	RPI	RPI	RPI
DIV. I ONLY	5- 22	321	0- 10	227	304	332	332	27	27	
DIV. I NON-CONF.	2- 7	290	0- 0	63	197	234	234	27	27	
TOTALS	RPI 1-25	RPI 26-50	W-L RECORDS	RPI 51-100	RPI 101-150	RPI 150+				
5- 22	0- 0	0- 2	OVERALL	0- 1	0- 5	5- 14				
5- 7	0- 0	0- 0	HOME	0- 0	0- 1	5- 6				
0- 15	0- 0	0- 2	AWAY	0- 1	0- 4	0- 8				
0- 0	0- 0	0- 0	NEUTRAL	0- 0	0- 0	0- 0				
2- 7	0- 0	0- 2	NON-CONFERENCE	0- 1	0- 4	2- 0				
2- 1	0- 0	0- 0	HOME	0- 0	0- 1	2- 0				
0- 6	0- 0	0- 2	AWAY	0- 1	0- 3	0- 0				
0- 0	0- 0	0- 0	NEUTRAL	0- 0	0- 0	0- 0				
3- 15	0- 0	0- 0	CONFERENCE	0- 0	0- 1	3- 14				
3- 6	0- 0	0- 0	HOME	0- 0	0- 0	3- 6				
0- 9	0- 0	0- 0	AWAY	0- 0	0- 1	0- 8				
0- 0	0- 0	0- 0	NEUTRAL	0- 0	0- 0	0- 0				

RPI S	Opponent	Score	RPI S	Opponent	Score	RPI S	Opponent	Score	RPI S	Opponent	Score	Team's RPI: 332
29	A Mississippi St.	36 97	58	A LSU	42 75	103	A Ole Miss	71 79				
44	A Minnesota	60 109				113	A Troy	78 80				
						124	A Stephen F. Austin	71 78				
						147	H La.-Lafayette	60 71				
						150	A Auburn	44 72				
						184	A Lamar	60 83				
						211	A Northwestern St.	60 71				
						211	H Northwestern St.	58 52				
						216	A Nicholls St.	80 93				
						216	H Nicholls St.	74 77				
						217	A McNeese St.	62 66				
						217	H McNeese St.	57 78				
						224	H Southern U.	79 76				
						250	H A&M-Corpus Christi	53 74				
						252	A Abilene Christian	74 75				
						252	H Abilene Christian	65 83				
						258	A Central Ark.	57 73				
						258	H Central Ark.	48 60				
						264	H Houston Baptist	67 59				
						295	H Sam Houston St.	78 76				
						305	A New Orleans	75 84				
						305	H New Orleans	64 76				
						338	H Florida A&M	69 67				
						340	A Incarnate Word	70 82				
LAST 12 Division I GAMES:												
216	H Nicholls St.	74 77	216	A Nicholls St.	80 93							
305	A New Orleans	75 84	217	A McNeese St.	62 66							
258	A Central Ark.	57 73	252	A Abilene Christian	74 75							
211	A Northwestern St.	60 71	258	H Central Ark.	48 60							
252	H Abilene Christian	65 83	211	H Northwestern St.	58 52							
305	H New Orleans	64 76	217	H McNeese St.	57 78							

Non-Div I Games: William Carey 62 35 Mobile 74 47

Southeastern La.

■ Loss,
 ■ Non-Conf,
 ■ S Site,
 ■ Home
 ■ A Away
 N Neutral

Average RPI Win:	171	WON-LOST	WINNING	LAST 10	STRENGTH OF	OPP. STRENGTH	TEAM	ADJ.	CONF.	ADJ CONF.
Average RPI Loss:	53	RECORD	PCT. RANK	GAMES	SCHEDULE	OF SCHEDULE	RPI	RPI	RPI	RPI
DIV. I ONLY	15- 15	169	4- 6	56	25	98	98	5	5	
DIV. I NON-CONF.	8- 3	71	0- 0	124	57	56	56	5	5	
TOTALS	RPI 1-25	RPI 26-50	W-L RECORDS	RPI 51-100	RPI 101-150	RPI 150+				
15- 15	1- 7	0- 2	OVERALL	2- 4	4- 1	8- 1				
8- 6	0- 4	0- 1	HOME	2- 1	2- 0	4- 0				
6- 8	1- 3	0- 1	AWAY	0- 3	2- 0	3- 1				
1- 1	0- 0	0- 0	NEUTRAL	0- 0	0- 1	1- 0				
8- 3	0- 1	0- 1	NON-CONFERENCE	2- 1	2- 0	4- 0				
4- 1	0- 0	0- 1	HOME	2- 0	1- 0	1- 0				
3- 2	0- 1	0- 0	AWAY	0- 1	1- 0	2- 0				
1- 0	0- 0	0- 0	NEUTRAL	0- 0	0- 0	1- 0				
7- 12	1- 6	0- 1	CONFERENCE	0- 3	2- 1	4- 1				
4- 5	0- 4	0- 0	HOME	0- 1	1- 0	3- 0				
3- 6	1- 2	0- 1	AWAY	0- 2	1- 0	1- 1				
0- 1	0- 0	0- 0	NEUTRAL	0- 0	0- 1	0- 0				

RPI 1-25				RPI 26-50				RPI 51-100 Team's RPI: 98				RPI 101+			
RPI	S	Opponent	Score	RPI	S	Opponent	Score	RPI	S	Opponent	Score	RPI	S	Opponent	Score
3	A	South Carolina	61 70	33	A	Washington	48 60	55	H	Fresno St.	68 50	102	A	Colorado	81 61
17	H	Arizona St.	73 76	46	H	Oklahoma St.	62 66	60	A	St. Mary's (CA)	58 64	102	H	Colorado	66 51
18	A	Stanford	60 79					69	A	Washington St.	62 68	102	N	Colorado	63 75
18	H	Stanford	60 71					81	H	CSUN	85 74	111	A	Long Beach St.	90 85
19	A	Oregon St.	35 68					93	A	UCLA	60 71	135	H	Sacramento St.	101 99
19	H	Oregon St.	66 76					93	H	UCLA	52 59	180	A	Oregon	57 63
24	A	California	65 54									180	H	Oregon	70 54
24	H	California	53 67									214	H	Arizona	77 51
LAST 12 Division I GAMES:															
102	N	Colorado	63 75	18	A	Stanford	60 79								
69	A	Washington St.	62 68	102	H	Colorado	66 51								
33	A	Washington	48 60	238	H	Utah	73 54								
17	H	Arizona St.	73 76	180	A	Oregon	57 63								
214	H	Arizona	77 51	19	A	Oregon St.	35 68								
24	A	California	65 54	18	H	Stanford	60 71								

Non-Div I Games:

Southern California

■ Loss,
 ■ Non-Conf,
 ■ S Site,
 ■ H Home
 ■ A Away
 N Neutral

Average RPI Win:	238	WON-LOST	WINNING	LAST 10	STRENGTH OF	OPP. STRENGTH	TEAM	ADJ.	CONF.	ADJ CONF.
Average RPI Loss:	119	RECORD	PCT. RANK	GAMES	SCHEDULE	OF SCHEDULE	RPI	RPI	RPI	RPI
DIV. I ONLY	17- 12	114	7- 3	226	232	158	158	19	19	
DIV. I NON-CONF.	7- 4	107	0- 0	149	257	111	111	16	16	
TOTALS	RPI 1-25	RPI 26-50	W-L RECORDS	RPI 51-100	RPI 101-150	RPI 150+				
17- 12	0- 1	0- 2	OVERALL	1- 2	2- 5	14- 2				
9- 5	0- 0	0- 1	HOME	1- 0	1- 2	7- 2				
8- 5	0- 0	0- 1	AWAY	0- 2	1- 2	7- 0				
0- 2	0- 1	0- 0	NEUTRAL	0- 0	0- 1	0- 0				
7- 4	0- 1	0- 0	NON-CONFERENCE	0- 1	1- 2	6- 0				
4- 1	0- 0	0- 0	HOME	0- 0	0- 1	4- 0				
3- 1	0- 0	0- 0	AWAY	0- 1	1- 0	2- 0				
0- 2	0- 1	0- 0	NEUTRAL	0- 0	0- 1	0- 0				
10- 8	0- 0	0- 2	CONFERENCE	1- 1	1- 3	8- 2				
5- 4	0- 0	0- 1	HOME	1- 0	1- 1	3- 2				
5- 4	0- 0	0- 1	AWAY	0- 1	0- 2	5- 0				
0- 0	0- 0	0- 0	NEUTRAL	0- 0	0- 0	0- 0				

RPI 1-25				RPI 26-50				RPI 51-100				RPI 101+				Team's RPI: 158
RPI	S	Opponent	Score	RPI	S	Opponent	Score	RPI	S	Opponent	Score	RPI	S	Opponent	Score	
19	N	Oregon St.	55 71	40	A	Wichita St.	61 80	83	A	Wright St.	50 70	106	H	Illinois	42 86	
				40	H	Wichita St.	61 69	90	A	Drake	66 81	114	A	Missouri St.	57 61	
								90	H	Drake	81 76	114	H	Missouri St.	57 73	
												123	A	UNI	70 79	
												123	H	UNI	79 75	
												126	N	Toledo	48 64	
												132	A	UT Martin	87 78	
												174	A	Indiana St.	76 58	
												174	H	Indiana St.	65 53	
												189	H	Memphis	82 75	
												194	H	Mercer	67 52	
												243	A	Evansville	62 53	
												243	H	Evansville	58 63	
												246	A	Morehead St.	75 66	
												259	A	Austin Peay	75 65	
												297	A	Loyola Chicago	74 70	
												297	H	Loyola Chicago	64 58	
												317	H	Southeast Mo. St.	78 62	
												325	A	Bradley	72 66	
												325	H	Bradley	76 59	
												326	A	Illinois St.	65 56	
												326	H	Illinois St.	54 69	
												329	H	Murray St.	78 63	
LAST 12 Division I GAMES:																
326	H	Illinois St.	54 69	243	A	Evansville	62 53	123	H	UNI	79 75					
297	A	Loyola Chicago	74 70	90	H	Drake	81 76	325	H	Bradley	76 59					
325	A	Bradley	72 66	297	H	Loyola Chicago	64 58	40	A	Wichita St.	61 80					
40	H	Wichita St.	61 69													
114	H	Missouri St.	57 73													
174	A	Indiana St.	76 58													

Non-Div I Games:

Southern Ill.

■ Loss,
■ Non-Conf,
■ S Site,
■ Home
■ A Away
N Neutral

Average RPI Win:	204	WON-LOST	WINNING	LAST 10	STRENGTH OF	OPP. STRENGTH	TEAM	ADJ.	CONF.	ADJ CONF.
Average RPI Loss:	141	RECORD	PCT. RANK	GAMES	SCHEDULE	OF SCHEDULE	RPI	RPI	RPI	RPI
DIV. I ONLY	21- 9	60	8- 2	143	229	80	80	17	17	
DIV. I NON-CONF.	6- 4	132	0- 0	228	293	153	153	18	18	
TOTALS	RPI 1-25	RPI 26-50	W-L RECORDS	RPI 51-100	RPI 101-150	RPI 150+				
21- 9	0- 1	1- 1	OVERALL	3- 0	2- 2	15- 5				
10- 4	0- 0	0- 1	HOME	1- 0	1- 1	8- 2				
10- 5	0- 1	1- 0	AWAY	1- 0	1- 1	7- 3				
1- 0	0- 0	0- 0	NEUTRAL	1- 0	0- 0	0- 0				
6- 4	0- 1	0- 1	NON-CONFERENCE	0- 0	0- 1	6- 1				
4- 1	0- 0	0- 1	HOME	0- 0	0- 0	4- 0				
2- 3	0- 1	0- 0	AWAY	0- 0	0- 1	2- 1				
0- 0	0- 0	0- 0	NEUTRAL	0- 0	0- 0	0- 0				
15- 5	0- 0	1- 0	CONFERENCE	3- 0	2- 1	9- 4				
6- 3	0- 0	0- 0	HOME	1- 0	1- 1	4- 2				
8- 2	0- 0	1- 0	AWAY	1- 0	1- 0	5- 2				
1- 0	0- 0	0- 0	NEUTRAL	1- 0	0- 0	0- 0				

RPI 1-25				RPI 26-50				RPI 51-100				RPI 101+			
RPI	S	Opponent	Score	RPI	S	Opponent	Score	RPI	S	Opponent	Score	RPI	S	Opponent	Score
15	A	FGCU	62 78	27	A	Western Ky.	63 61	66	A	Middle Tenn.	77 75	103	A	Ole Miss	66 68
				29	H	Mississippi St.	46 73	66	H	Middle Tenn.	70 65	121	H	Old Dominion	70 53
								66	N	Middle Tenn.	65 53	122	A	Louisiana Tech	79 77
												122	H	Louisiana Tech	64 67
												155	H	Charlotte	72 83
												176	H	N.C. A&T	72 48
												183	A	UTSA	61 59
												183	H	UTSA	69 60
												190	A	Marshall	65 67
												193	A	UAB	49 62
												193	A	UAB	80 66
												193	H	UAB	44 39
												216	A	Nicholls St.	89 57
												217	A	McNeese St.	55 57
												223	A	Fla. Atlantic	67 65
												245	A	UTEP	66 60
												245	H	UTEP	59 71
												259	H	Austin Peay	80 71
												270	H	Rice	65 54
												318	A	South Ala.	64 53
												331	H	North Texas	67 55
												334	H	Tennessee Tech	80 58
												335	A	FIU	78 65
												349	H	Mississippi Val.	69 51
LAST 12 Division I GAMES:															
				66	N	Middle Tenn.	65 53	121	H	Old Dominion	70 53				
				193	A	UAB	80 66	223	A	Fla. Atlantic	67 65				
				122	H	Louisiana Tech	64 67	335	A	FIU	78 65				
				245	A	UTEP	66 60	193	H	UAB	44 39				
				183	A	UTSA	61 59	66	H	Middle Tenn.	70 65				
				155	H	Charlotte	72 83	27	A	Western Ky.	63 61				

Non-Div I Games: William Carey 98 45

Southern Miss.

■ Loss,
 ■ Non-Conf, S Site,
 ■ Home
 ■ Away
 N Neutral

Average RPI Win:	307	WON-LOST	WINNING	LAST 10	STRENGTH OF	OPP. STRENGTH	TEAM	ADJ.	CONF.	ADJ CONF.
Average RPI Loss:	179	RECORD	PCT. RANK	GAMES	SCHEDULE	OF SCHEDULE	RPI	RPI	RPI	RPI
DIV. I ONLY	18- 11	95	9- 1	348	330	224	224	32	32	
DIV. I NON-CONF.	1- 8	322	0- 0	318	59	339	339	31	31	
TOTALS	RPI 1-25	RPI 26-50	W-L RECORDS	RPI 51-100	RPI 101-150	RPI 150+				
18- 11	0- 1	0- 1	OVERALL	0- 0	0- 2	18- 7				
9- 1	0- 0	0- 0	HOME	0- 0	0- 0	9- 1				
7- 9	0- 1	0- 1	AWAY	0- 0	0- 2	7- 5				
2- 1	0- 0	0- 0	NEUTRAL	0- 0	0- 0	2- 1				
1- 8	0- 1	0- 1	NON-CONFERENCE	0- 0	0- 2	1- 4				
1- 0	0- 0	0- 0	HOME	0- 0	0- 0	1- 0				
0- 7	0- 1	0- 1	AWAY	0- 0	0- 2	0- 3				
0- 1	0- 0	0- 0	NEUTRAL	0- 0	0- 0	0- 1				
17- 3	0- 0	0- 0	CONFERENCE	0- 0	0- 0	17- 3				
8- 1	0- 0	0- 0	HOME	0- 0	0- 0	8- 1				
7- 2	0- 0	0- 0	AWAY	0- 0	0- 0	7- 2				
2- 0	0- 0	0- 0	NEUTRAL	0- 0	0- 0	2- 0				

RPI 1-25				RPI 26-50				RPI 51-100				RPI 101+ Team's RPI: 224			
RPI	S	Opponent	Score	RPI	S	Opponent	Score	RPI	S	Opponent	Score	RPI	S	Opponent	Score
21	A	Texas	42 80	44	A	Minnesota	62 107					103	A	Ole Miss	68 91
												106	A	Illinois	42 62
												160	A	Florida	49 78
												187	A	Texas Southern	0 2
												187	H	Texas Southern	48 62
												214	A	Arizona	45 56
												247	A	Prairie View	78 50
												247	H	Prairie View	67 51
												247 N		Prairie View	64 40
												266	A	Alabama St.	53 49
												266	H	Alabama St.	72 58
												276	A	Jackson St.	77 61
												276	H	Jackson St.	82 60
												299 N		Ga. Southern	52 68
												313	A	Grambling	56 57
												313	H	Grambling	80 52
												316	A	Alcorn	59 51
												316	H	Alcorn	76 55
												332	A	Southeastern La.	76 79
												336	A	Ark.-Pine Bluff	72 47
												336	H	Ark.-Pine Bluff	69 42
												338	H	Florida A&M	80 69
												346	A	Alabama A&M	77 55
												346	H	Alabama A&M	84 53
												349	A	Mississippi Val.	59 50
												349	H	Mississippi Val.	70 51
LAST 12 Division I GAMES:															
				247 N		Prairie View	64 40	346	H	Alabama A&M	84 53				
				349 N		Mississippi Val.	62 57	349	A	Mississippi Val.	59 50				
				187	A	Texas Southern	0 2	336	A	Ark.-Pine Bluff	72 47				
				247	A	Prairie View	78 50	276	H	Jackson St.	82 60				
				316	H	Alcorn	76 55	313	H	Grambling	80 52				
				266	H	Alabama St.	72 58	316	A	Alcorn	59 51				

Non-Div I Games: Mobile 85 50

Southern U.

■ Loss,
 ■ Non-Conf,
 ■ S Site,
 ■ Home
 ■ A Away
 N Neutral

RPI	S	Opponent	Score
349	N	Mississippi Val.	62 57

S
o
u
t
h
e
r
n
U
.

S
o
u
t
h
e
r
n
U
.

Southern U.

Southern Utah

Through Games Of March 13, 2015

Average RPI Win:	251	WON-LOST	WINNING	LAST 10	STRENGTH OF	OPP. STRENGTH	TEAM	ADJ.	CONF.	ADJ CONF.
Average RPI Loss:	168	RECORD	PCT. RANK	GAMES	SCHEDULE	OF SCHEDULE	RPI	RPI	RPI	RPI
DIV. I ONLY	11- 15	228	2- 8	283	263	254	254	21	21	
DIV. I NON-CONF.	5- 3	122	0- 0	209	319	157	157	21	21	
TOTALS	RPI 1-25	RPI 26-50	W-L RECORDS	RPI 51-100	RPI 101-150	RPI 150+				
11- 15	0- 0	0- 1	OVERALL	0- 1	1- 6	10- 7				
8- 5	0- 0	0- 0	HOME	0- 1	1- 3	7- 1				
3- 9	0- 0	0- 1	AWAY	0- 0	0- 3	3- 5				
0- 1	0- 0	0- 0	NEUTRAL	0- 0	0- 0	0- 1				
5- 3	0- 0	0- 1	NON-CONFERENCE	0- 0	1- 1	4- 1				
3- 1	0- 0	0- 0	HOME	0- 0	1- 1	2- 0				
2- 1	0- 0	0- 1	AWAY	0- 0	0- 0	2- 0				
0- 1	0- 0	0- 0	NEUTRAL	0- 0	0- 0	0- 1				
6- 12	0- 0	0- 0	CONFERENCE	0- 1	0- 5	6- 6				
5- 4	0- 0	0- 0	HOME	0- 1	0- 2	5- 1				
1- 8	0- 0	0- 0	AWAY	0- 0	0- 3	1- 5				
0- 0	0- 0	0- 0	NEUTRAL	0- 0	0- 0	0- 0				

RPI S	Opponent	Score	RPI S	Opponent	Score	RPI S	Opponent	Score	RPI S	Opponent	Score	Team's RPI: 254
39	A Gonzaga	51 70	91	H Montana	37 59	112	H Boise St.	66 64	119	A Northern Colo.	58 87	
						119	H Northern Colo.	66 88	129	A Eastern Wash.	67 88	
						131	H New Mexico St.	64 81	135	A Sacramento St.	73 107	
						135	H Sacramento St.	67 69	151	N UC Davis	53 76	
						169	H Montana St.	74 69	182	A North Dakota	52 67	
						182	H North Dakota	73 66	196	A Idaho	49 76	
						234	H UNLV	93 84	241	A Idaho St.	68 61	
						241	H Idaho St.	76 75	260	A Weber St.	39 60	
						260	H Weber St.	48 50	267	A Northern Ariz.	64 73	
						267	H Northern Ariz.	63 53	312	A Portland St.	65 80	
						312	H Portland St.	86 74	328	A Utah Valley	76 72	
						328	H Utah Valley	66 61	345	A Air Force	73 57	
LAST 12 Division I GAMES:												
312	A Portland St.	65 80	241	H Idaho St.	76 75							
135	A Sacramento St.	73 107	260	H Weber St.	48 50							
182	H North Dakota	73 66	119	A Northern Colo.	58 87							
119	H Northern Colo.	66 88	182	A North Dakota	52 67							
196	A Idaho	49 76	267	A Northern Ariz.	64 73							
129	A Eastern Wash.	67 88	91	H Montana	37 59							

Non-Div I Games: N.M. Highlands 82 64 Westminster (UT) 74 72

Southern Utah

Loss, Non-Conf, S Site, H Home A Away N Neutral

St. Bonaventure

Through Games Of March 13, 2015

Average RPI Win:	227	WON-LOST	WINNING	LAST 10	STRENGTH OF	OPP. STRENGTH	TEAM	ADJ.	CONF.	ADJ CONF.
Average RPI Loss:	99	RECORD	PCT. RANK	GAMES	SCHEDULE	OF SCHEDULE	RPI	RPI	RPI	RPI
DIV. I ONLY	15- 15	169	4- 6	217	82	167	167	6	6	
DIV. I NON-CONF.	10- 3	52	0- 0	322	170	98	98	6	6	
TOTALS	RPI 1-25	RPI 26-50	W-L RECORDS	RPI 51-100	RPI 101-150	RPI 150+				
15- 15	0- 2	0- 3	OVERALL	1- 4	1- 3	13- 3				
7- 5	0- 1	0- 1	HOME	0- 1	1- 1	6- 1				
7- 9	0- 1	0- 2	AWAY	0- 3	0- 2	7- 1				
1- 1	0- 0	0- 0	NEUTRAL	1- 0	0- 0	0- 1				
10- 3	0- 0	0- 1	NON-CONFERENCE	1- 0	0- 2	9- 0				
4- 0	0- 0	0- 0	HOME	0- 0	0- 0	4- 0				
5- 3	0- 0	0- 1	AWAY	0- 0	0- 2	5- 0				
1- 0	0- 0	0- 0	NEUTRAL	1- 0	0- 0	0- 0				
5- 12	0- 2	0- 2	CONFERENCE	0- 4	1- 1	4- 3				
3- 5	0- 1	0- 1	HOME	0- 1	1- 1	2- 1				
2- 6	0- 1	0- 1	AWAY	0- 3	0- 0	2- 1				
0- 1	0- 0	0- 0	NEUTRAL	0- 0	0- 0	0- 1				

RPI 1-25				RPI 26-50				RPI 51-100				RPI 101+ Team's RPI: 167			
RPI	S	Opponent	Score	RPI	S	Opponent	Score	RPI	S	Opponent	Score	RPI	S	Opponent	Score
11	A	George Washington	48 70	30	A	James Madison	43 76	72	A	Fordham	51 54	125	A	Buffalo	44 51
13	H	Dayton	70 86	48	A	Duquesne	43 51	72	H	Fordham	62 72	126	A	Toledo	58 64
				48	H	Duquesne	63 76	74	N	Drexel	43 32	134	H	Rhode Island	73 59
								87	A	Saint Joseph's	48 66	142	H	VCU	51 61
								92	A	Richmond	61 67	152	A	Saint Louis	57 55
												185	H	La Salle	53 66
												197	A	Massachusetts	77 57
												197	H	Massachusetts	65 53
												197	N	Massachusetts	49 55
												222	A	Detroit	68 56
												227	A	Penn St.	56 54
												232	A	Brown	58 56
												235	A	George Mason	55 68
												240	A	Niagara	72 60
												262	H	Canisius	62 46
												263	H	Davidson	72 56
												265	H	Colgate	65 49
												300	A	Georgetown	70 64
												310	H	UNC Greensboro	78 60
												324	H	Binghamton	72 54
LAST 12 Division I GAMES:															
197	N	Massachusetts	49 55	134	H	Rhode Island	73 59								
48	A	Duquesne	43 51	72	A	Fordham	51 54								
185	H	La Salle	53 66	197	A	Massachusetts	77 57								
263	H	Davidson	72 56	48	H	Duquesne	63 76								
152	A	Saint Louis	57 55	87	A	Saint Joseph's	48 66								
11	A	George Washington	48 70	142	H	VCU	51 61								

Non-Div I Games:

St. Bonaventure

■ Loss,
 ■ Non-Conf,
 ■ S Site,
 ■ Home
 ■ A Away
 N Neutral

Average RPI Win:	269	WON-LOST	WINNING	LAST 10	STRENGTH OF	OPP. STRENGTH	TEAM	ADJ.	CONF.	ADJ CONF.
Average RPI Loss:	198	RECORD	PCT. RANK	GAMES	SCHEDULE	OF SCHEDULE	RPI	RPI	RPI	RPI
DIV. I ONLY	14- 18	218	7- 3	297	308	249	249	29	29	
DIV. I NON-CONF.	3- 9	281	0- 0	266	264	306	306	28	28	
TOTALS	RPI 1-25	RPI 26-50	W-L RECORDS	RPI 51-100	RPI 101-150	RPI 150+				
14- 18	0- 0	0- 0	OVERALL	0- 4	0- 0	14- 14				
6- 7	0- 0	0- 0	HOME	0- 1	0- 0	6- 6				
6- 9	0- 0	0- 0	AWAY	0- 2	0- 0	6- 7				
2- 2	0- 0	0- 0	NEUTRAL	0- 1	0- 0	2- 1				
3- 9	0- 0	0- 0	NON-CONFERENCE	0- 4	0- 0	3- 5				
1- 3	0- 0	0- 0	HOME	0- 1	0- 0	1- 2				
0- 4	0- 0	0- 0	AWAY	0- 2	0- 0	0- 2				
2- 2	0- 0	0- 0	NEUTRAL	0- 1	0- 0	2- 1				
11- 9	0- 0	0- 0	CONFERENCE	0- 0	0- 0	11- 9				
5- 4	0- 0	0- 0	HOME	0- 0	0- 0	5- 4				
6- 5	0- 0	0- 0	AWAY	0- 0	0- 0	6- 5				
0- 0	0- 0	0- 0	NEUTRAL	0- 0	0- 0	0- 0				

RPI 1-25			RPI 26-50			RPI 51-100			RPI 101+			Team's RPI: 249
RPI	S	Opponent	Score	RPI	S	Opponent	Score	RPI	S	Opponent	Score	Score
						77 A Albany (NY)	47 90	156 A Bryant			62 52	
						86 H Georgia Tech	59 65	156 H Bryant			53 65	
						87 N Saint Joseph's	42 64	165 A Central Conn. St.			71 63	
						99 A Army	55 61	165 A Central Conn. St.			43 61	
								165 H Central Conn. St.			49 51	
								181 A Robert Morris			64 67	
								181 H Robert Morris			64 69	
								182 N North Dakota			63 70	
								192 H Stony Brook			57 55	
								210 H Lafayette			51 73	
								218 A UMass Lowell			62 64	
								219 A Sacred Heart			55 71	
								219 A Sacred Heart			77 59	
								219 H Sacred Heart			77 53	
								277 N Rider			71 60	
								294 A NJIT			50 57	
								302 A Fairleigh Dickinson			72 61	
								302 H Fairleigh Dickinson			57 60	
								304 H Vermont			61 63	
								311 A LIU Brooklyn			73 49	
								311 H LIU Brooklyn			62 53	
								319 A Mt. St. Mary's			48 56	
								319 H Mt. St. Mary's			52 46	
								320 A Saint Francis (PA)			70 55	
								320 H Saint Francis (PA)			71 55	
								323 A Wagner			60 63	
LAST 12 Division I GAMES:												
						165 A Central Conn. St.	71 63	323 H Wagner			67 55	
						219 A Sacred Heart	77 59	219 H Sacred Heart			77 53	
						311 A LIU Brooklyn	73 49	165 A Central Conn. St.			43 61	
						156 A Bryant	62 52	323 A Wagner			60 63	
						302 H Fairleigh Dickinson	57 60	319 H Mt. St. Mary's			52 46	
						320 H Saint Francis (PA)	71 55	311 H LIU Brooklyn			62 53	

Non-Div I Games:

St. Francis Brooklyn

■ Loss,
 ■ Non-Conf,
 ■ S Site,
 ■ H Home
 ■ A Away
 N Neutral

S
t
.
F
r
a
n
c
i
s
B
r
o
o
k
l
y
n

RPI S Opponent St. Francis Brooklyn Score

Through Games Of March 13, 2015

RPI	S	Opponent	Score	
323	H	Wagner	67	55
327	N	Saint Peter's	48	36

St. Francis Brooklyn

Average RPI Win:	193	WON-LOST	WINNING	LAST 10	STRENGTH OF	OPP. STRENGTH	TEAM	ADJ.	CONF.	ADJ CONF.
Average RPI Loss:	83	RECORD	PCT. RANK	GAMES	SCHEDULE	OF SCHEDULE	RPI	RPI	RPI	RPI
DIV. I ONLY	21- 10	70	6- 4	130	96	85	85	10	10	
DIV. I NON-CONF.	9- 2	35	0- 0	173	149	74	74	9	9	
TOTALS	RPI 1-25	RPI 26-50	W-L RECORDS	RPI 51-100	RPI 101-150	RPI 150+				
21- 10	0- 1	2- 4	OVERALL	3- 2	4- 1	12- 2				
12- 4	0- 0	1- 1	HOME	1- 1	1- 1	9- 1				
8- 4	0- 0	1- 2	AWAY	1- 1	3- 0	3- 1				
1- 2	0- 1	0- 1	NEUTRAL	1- 0	0- 0	0- 0				
9- 2	0- 1	1- 0	NON-CONFERENCE	0- 0	3- 0	5- 1				
6- 1	0- 0	0- 0	HOME	0- 0	1- 0	5- 1				
3- 0	0- 0	1- 0	AWAY	0- 0	2- 0	0- 0				
0- 1	0- 1	0- 0	NEUTRAL	0- 0	0- 0	0- 0				
12- 8	0- 0	1- 4	CONFERENCE	3- 2	1- 1	7- 1				
6- 3	0- 0	1- 1	HOME	1- 1	0- 1	4- 0				
5- 4	0- 0	0- 2	AWAY	1- 1	1- 0	3- 1				
1- 1	0- 0	0- 1	NEUTRAL	1- 0	0- 0	0- 0				

RPI 1-25				RPI 26-50				RPI 51-100				Team's RPI: 85	RPI 101+			
RPI	S	Opponent	Score	RPI	S	Opponent	Score	RPI	S	Opponent	Score		RPI	S	Opponent	Score
5	N	UConn	54 70	26	A	South Fla.	55 52	76	A	Villanova	69 81		117	A	Marist	49 48
				37	A	DePaul	55 82	76	H	Villanova	56 51		127	A	Yale	61 50
				37	H	DePaul	75 84	88	A	Creighton	61 38		146	A	Butler	60 49
				38	A	Seton Hall	73 78	88	H	Creighton	50 75		146	H	Butler	50 55
				38	H	Seton Hall	59 50	88	N	Creighton	57 54		150	H	Auburn	56 49
				38	N	Seton Hall	60 72						160	H	Florida	72 66
													174	H	Indiana St.	67 73
													191	A	Xavier	61 74
													191	H	Xavier	65 42
													248	A	Marquette	64 52
													248	H	Marquette	67 52
													269	A	Providence	68 52
													269	H	Providence	70 49
													274	H	UCF	62 48
													294	H	NJIT	66 42
													300	A	Georgetown	74 57
													300	H	Georgetown	75 61
													323	H	Wagner	71 49
													324	H	Binghamton	67 51
LAST 12 Division I GAMES:																
				38	N	Seton Hall	60 72	37	A	DePaul	55 82					
				88	N	Creighton	57 54	248	A	Marquette	64 52					
				191	A	Xavier	61 74	269	H	Providence	70 49					
				146	A	Butler	60 49	88	H	Creighton	50 75					
				300	H	Georgetown	75 61	38	A	Seton Hall	73 78					
				76	H	Villanova	56 51	76	A	Villanova	69 81					

Non-Div I Games:

St. John's (NY)

■ Loss,
 ■ Non-Conf,
 ■ S Site,
 ■ Home
 ■ A Away
 N Neutral

St. Mary's (CA)

Through Games Of March 13, 2015

Average RPI Win:	170	WON-LOST	WINNING	LAST 10	STRENGTH OF	OPP. STRENGTH	TEAM	ADJ.	CONF.	ADJ CONF.
Average RPI Loss:	68	RECORD	PCT. RANK	GAMES	SCHEDULE	OF SCHEDULE	RPI	RPI	RPI	RPI
DIV. I ONLY	20- 10	75	6- 4	76	79	60	60	9	9	
DIV. I NON-CONF.	7- 4	107	0- 0	84	48	67	67	8	8	
TOTALS	RPI 1-25	RPI 26-50	W-L RECORDS	RPI 51-100	RPI 101-150	RPI 150+				
20- 10	0- 1	2- 3	OVERALL	5- 3	2- 3	11- 0				
11- 4	0- 0	1- 1	HOME	4- 1	1- 2	5- 0				
9- 5	0- 1	1- 1	AWAY	1- 2	1- 1	6- 0				
0- 1	0- 0	0- 1	NEUTRAL	0- 0	0- 0	0- 0				
7- 4	0- 1	0- 0	NON-CONFERENCE	3- 1	1- 2	3- 0				
5- 1	0- 0	0- 0	HOME	3- 0	1- 1	1- 0				
2- 3	0- 1	0- 0	AWAY	0- 1	0- 1	2- 0				
0- 0	0- 0	0- 0	NEUTRAL	0- 0	0- 0	0- 0				
13- 6	0- 0	2- 3	CONFERENCE	2- 2	1- 1	8- 0				
6- 3	0- 0	1- 1	HOME	1- 1	0- 1	4- 0				
7- 2	0- 0	1- 1	AWAY	1- 1	1- 0	4- 0				
0- 1	0- 0	0- 1	NEUTRAL	0- 0	0- 0	0- 0				

RPI 1-25				RPI 26-50				RPI 51-100 Team's RPI: 60				RPI 101+			
RPI	S	Opponent	Score	RPI	S	Opponent	Score	RPI	S	Opponent	Score	RPI	S	Opponent	Score
11	A	George Washington	52 70	39	A	Gonzaga	72 80	55	A	Fresno St.	56 60	110	A	Virginia	49 62
				39	H	Gonzaga	42 52	56	A	San Diego	57 56	120	H	Boston College	72 82
				49	A	BYU	61 51	56	H	San Diego	68 66	135	H	Sacramento St.	99 91
				49	H	BYU	76 71	57	H	Iowa St.	67 63	137	A	San Francisco	68 66
				49	N	BYU	64 65	61	A	Pacific	48 61	137	H	San Francisco	63 65
								61	H	Pacific	86 88	151	A	UC Davis	57 55
								81	H	CSUN	73 63	159	A	Cal Poly	65 64
								98	H	Southern California	64 58	224	A	Santa Clara	62 61
												224	H	Santa Clara	74 71
												230	A	Pepperdine	53 49
												230	H	Pepperdine	73 68
												272	A	Loyola Marymount	56 49
												272	H	Loyola Marymount	72 71
												292	A	Portland	62 58
												292	H	Portland	66 53
												341	H	Howard	80 55
LAST 12 Division I GAMES:															
				49	N	BYU	64 65	49	H	BYU	76 71				
				224	H	Santa Clara	74 71	61	A	Pacific	48 61				
				137	H	San Francisco	63 65	230	A	Pepperdine	53 49				
				292	A	Portland	62 58	272	A	Loyola Marymount	56 49				
				39	A	Gonzaga	72 80	292	H	Portland	66 53				
				56	H	San Diego	68 66	39	H	Gonzaga	42 52				

Non-Div I Games:

St. Mary's (CA)

■ Loss,
 ■ Non-Conf,
 ■ S Site,
 ■ Home
 ■ A Away
 N Neutral

Average RPI Win:	107	WON-LOST	WINNING	LAST 10	STRENGTH OF	OPP. STRENGTH	TEAM	ADJ.	CONF.	ADJ CONF.
Average RPI Loss:	57	RECORD	PCT. RANK	GAMES	SCHEDULE	OF SCHEDULE	RPI	RPI	RPI	RPI
DIV. I ONLY	24- 9	46	7- 3	14	9	18	18	5	5	
DIV. I NON-CONF.	8- 4	92	0- 0	17	9	32	32	5	5	
TOTALS	RPI 1-25	RPI 26-50	W-L RECORDS	RPI 51-100	RPI 101-150	RPI 150+				
24- 9	5- 7	2- 0	OVERALL	9- 0	2- 0	6- 2				
12- 3	1- 3	1- 0	HOME	3- 0	2- 0	5- 0				
8- 5	2- 3	1- 0	AWAY	5- 0	0- 0	0- 2				
4- 1	2- 1	0- 0	NEUTRAL	1- 0	0- 0	1- 0				
8- 4	1- 4	0- 0	NON-CONFERENCE	2- 0	1- 0	4- 0				
5- 1	1- 1	0- 0	HOME	0- 0	1- 0	3- 0				
2- 2	0- 2	0- 0	AWAY	2- 0	0- 0	0- 0				
1- 1	0- 1	0- 0	NEUTRAL	0- 0	0- 0	1- 0				
16- 5	4- 3	2- 0	CONFERENCE	7- 0	1- 0	2- 2				
7- 2	0- 2	1- 0	HOME	3- 0	1- 0	2- 0				
6- 3	2- 1	1- 0	AWAY	3- 0	0- 0	0- 2				
3- 0	2- 0	0- 0	NEUTRAL	1- 0	0- 0	0- 0				

RPI 1-25				Team's RPI: 18		RPI 26-50				RPI 51-100				RPI 101+			
RPI	S	Opponent	Score	RPI	S	Opponent	Score	RPI	S	Opponent	Score	RPI	S	Opponent	Score		
2	A	Tennessee	40 59	33	A	Washington	60 56	69	A	Washington St.	86 76	102	H	Colorado	62 55		
5	H	UConn	88 86	33	H	Washington	82 69	69	H	Washington St.	75 56	120	H	Boston College	96 63		
16	N	North Carolina	54 70					70	A	Hawaii	86 73	151	H	UC Davis	71 59		
17	A	Arizona St.	52 53					93	A	UCLA	79 70	180	A	Oregon	55 62		
17	H	Arizona St.	57 60					93	H	UCLA	68 50	214	A	Arizona	57 60		
17	N	Arizona St.	59 56					93	N	UCLA	67 62	214	H	Arizona	77 47		
19	A	Oregon St.	69 58					96	A	New Mexico	70 65	224	H	Santa Clara	82 43		
20	A	Chattanooga	46 54					98	A	Southern California	71 60	238	H	Utah	55 44		
21	H	Texas	81 87					98	H	Southern California	79 60	247	N	Prairie View	88 45		
24	A	California	59 47									330	H	UC Santa Barbara	90 34		
24	H	California	53 63														
24	N	California	61 60														
LAST 12 Division I GAMES:																	
		24	N	California			61 60			24	A	California			59 47		
		17	N	Arizona St.			59 56			93	H	UCLA			68 50		
		93	N	UCLA			67 62			98	H	Southern California			79 60		
		180	A	Oregon			55 62			214	A	Arizona			57 60		
		19	A	Oregon St.			69 58			17	A	Arizona St.			52 53		
		24	H	California			53 63			33	H	Washington			82 69		

Non-Div I Games:

Stanford

■ Loss,
■ Non-Conf,
■ S Site,
■ H Home
■ A Away
N Neutral

Average RPI Win: 214	WON-LOST	WINNING	LAST 10	STRENGTH OF	OPP. STRENGTH	TEAM	ADJ.	CONF.	ADJ CONF.
Average RPI Loss: 70	RECORD	PCT. RANK	GAMES	SCHEDULE	OF SCHEDULE	RPI	RPI	RPI	RPI
DIV. I ONLY	21- 7	35	8- 2	149	130	54	54	11	11
DIV. I NON-CONF.	9- 3	60	0- 0	155	139	51	51	12	12
<hr/>									
TOTALS	RPI 1-25	RPI 26-50	W-L RECORDS	RPI 51-100	RPI 101-150	RPI 150+			
21- 7	0- 3	0- 1	OVERALL	0- 0	3- 2	18- 1			
11- 2	0- 1	0- 0	HOME	0- 0	2- 1	9- 0			
8- 5	0- 2	0- 1	AWAY	0- 0	0- 1	8- 1			
2- 0	0- 0	0- 0	NEUTRAL	0- 0	1- 0	1- 0			
9- 3	0- 1	0- 1	NON-CONFERENCE	0- 0	2- 0	7- 1			
4- 0	0- 0	0- 0	HOME	0- 0	1- 0	3- 0			
3- 3	0- 1	0- 1	AWAY	0- 0	0- 0	3- 1			
2- 0	0- 0	0- 0	NEUTRAL	0- 0	1- 0	1- 0			
12- 4	0- 2	0- 0	CONFERENCE	0- 0	1- 2	11- 0			
7- 2	0- 1	0- 0	HOME	0- 0	1- 1	6- 0			
5- 2	0- 1	0- 0	AWAY	0- 0	0- 1	5- 0			
0- 0	0- 0	0- 0	NEUTRAL	0- 0	0- 0	0- 0			

RPI 1-25				RPI 26-50				RPI 51-100				RPI 101+ Team's RPI: 54			
RPI	S	Opponent	Score	RPI	S	Opponent	Score	RPI	S	Opponent	Score	RPI	S	Opponent	Score
4	A	Baylor	42 96	26	A	South Fla.	62 78					117	N	Marist	57 50
15	A	FGCU	55 57									136	A	Northern Ky.	62 68
15	H	FGCU	39 61									136	H	Northern Ky.	73 56
												136	H	Northern Ky.	52 53
												139	H	Texas St.	75 57
												160	A	Florida	54 59
												163	A	Kennesaw St.	70 58
												163	H	Kennesaw St.	75 64
												174	A	Indiana St.	62 52
												201	A	Jacksonville	73 67
												201	H	Jacksonville	73 47
												204	H	Campbell	76 63
												220	A	USC Upstate	92 66
												220	H	USC Upstate	67 44
												226	H	UNCW	72 55
												239	A	North Florida	67 38
												239	H	North Florida	77 45
												253	A	Lipscomb	82 77
												253	H	Lipscomb	103 75
												253	H	Lipscomb	92 69
												261	H	Bethune-Cookman	91 61
												274	A	UCF	67 49
												279	N	Utah St.	84 64
												282	A	Valparaiso	73 62
<hr/>															
LAST 12 Division I GAMES:															
136	H	Northern Ky.	52 53	136	H	Northern Ky.	73 56								
253	H	Lipscomb	92 69	253	H	Lipscomb	103 75								
239	H	North Florida	77 45	15	H	FGCU	39 61								
201	A	Jacksonville	73 67	253	A	Lipscomb	82 77								
163	A	Kennesaw St.	70 58	136	A	Northern Ky.	62 68								
220	A	USC Upstate	92 66	220	H	USC Upstate	67 44								

Non-Div I Games: Webber Int'l 90 27 Warner 101 40

Stetson

Loss, Non-Conf, S Site, H Home A Away N Neutral

Stony Brook

Through Games Of March 13, 2015

Average RPI Win:	253	WON-LOST	WINNING	LAST 10	STRENGTH OF	OPP. STRENGTH	TEAM	ADJ.	CONF.	ADJ CONF.
Average RPI Loss:	151	RECORD	PCT. RANK	GAMES	SCHEDULE	OF SCHEDULE	RPI	RPI	RPI	RPI
DIV. I ONLY	17- 13	122	6- 4	285	252	192	192	23	23	
DIV. I NON-CONF.	7- 6	154	0- 0	283	282	193	193	23	23	
TOTALS	RPI 1-25	RPI 26-50	W-L RECORDS	RPI 51-100	RPI 101-150	RPI 150+				
17- 13	0- 1	0- 0	OVERALL	2- 5	0- 2	15- 5				
11- 3	0- 0	0- 0	HOME	2- 1	0- 1	9- 1				
6- 9	0- 1	0- 0	AWAY	0- 4	0- 1	6- 3				
0- 1	0- 0	0- 0	NEUTRAL	0- 0	0- 0	0- 1				
7- 6	0- 1	0- 0	NON-CONFERENCE	1- 2	0- 0	6- 3				
6- 0	0- 0	0- 0	HOME	1- 0	0- 0	5- 0				
1- 6	0- 1	0- 0	AWAY	0- 2	0- 0	1- 3				
0- 0	0- 0	0- 0	NEUTRAL	0- 0	0- 0	0- 0				
10- 7	0- 0	0- 0	CONFERENCE	1- 3	0- 2	9- 2				
5- 3	0- 0	0- 0	HOME	1- 1	0- 1	4- 1				
5- 3	0- 0	0- 0	AWAY	0- 2	0- 1	5- 0				
0- 1	0- 0	0- 0	NEUTRAL	0- 0	0- 0	0- 1				

RPI 1-25				RPI 26-50				RPI 51-100				RPI 101+ Team's RPI: 192			
RPI	S	Opponent	Score	RPI	S	Opponent	Score	RPI	S	Opponent	Score	RPI	S	Opponent	Score
14	A	Duke	42 72					57	A	Iowa St.	64 74	144	A	Hartford	49 56
								77	A	Albany (NY)	59 69	144	H	Hartford	58 60
								77	H	Albany (NY)	68 64	198	A	Iona	62 73
								95	A	Maine	49 57	208	A	New Hampshire	60 52
								95	H	Maine	55 58	208	H	New Hampshire	52 60
								99	A	Army	59 68	210	H	Lafayette	60 58
								100	H	Western Mich.	59 55	218	A	UMass Lowell	64 60
												218	H	UMass Lowell	62 36
												249	A	St. Francis Brooklyn	55 57
												257	A	UMBC	66 50
												257	H	UMBC	74 41
												257	N	UMBC	47 49
												271	H	Norfolk St.	52 46
												290	H	Columbia	82 68
												291	A	Morgan St.	50 48
												304	A	Vermont	74 62
												304	H	Vermont	60 38
												323	A	Wagner	70 76
												324	A	Binghamton	68 59
												324	H	Binghamton	67 54
												325	H	Bradley	79 63
												327	H	Saint Peter's	56 40
LAST 12 Division I GAMES:															
257	N	UMBC	47 49	257	H	UMBC	74 41	304	A	Vermont	74 62				
144	A	Hartford	49 56					208	A	New Hampshire	60 52				
324	A	Binghamton	68 59					144	H	Hartford	58 60				
77	H	Albany (NY)	68 64					324	H	Binghamton	67 54				
218	H	UMass Lowell	62 36					218	A	UMass Lowell	64 60				
95	A	Maine	49 57												

Non-Div I Games:

Stony Brook

Loss, Non-Conf, S Site, H Home A Away N Neutral

Syracuse

Through Games Of March 13, 2015

Average RPI Win:	144	WON-LOST	WINNING	LAST 10	STRENGTH OF	OPP. STRENGTH	TEAM	ADJ.	CONF.	ADJ CONF.
Average RPI Loss:	41	RECORD	PCT. RANK	GAMES	SCHEDULE	OF SCHEDULE	RPI	RPI	RPI	RPI
DIV. I ONLY	21- 9	60	6- 4	40	15	35	35	3	3	
DIV. I NON-CONF.	10- 3	52	0- 0	109	36	55	55	3	3	
TOTALS	RPI 1-25	RPI 26-50	W-L RECORDS	RPI 51-100	RPI 101-150	RPI 150+				
21- 9	1- 6	3- 0	OVERALL	4- 2	4- 0	9- 1				
13- 2	1- 1	1- 0	HOME	2- 1	3- 0	6- 0				
7- 3	0- 3	2- 0	AWAY	1- 0	1- 0	3- 0				
1- 4	0- 2	0- 0	NEUTRAL	1- 1	0- 0	0- 1				
10- 3	0- 2	1- 0	NON-CONFERENCE	2- 1	1- 0	6- 0				
7- 0	0- 0	0- 0	HOME	1- 0	1- 0	5- 0				
2- 0	0- 0	1- 0	AWAY	0- 0	0- 0	1- 0				
1- 3	0- 2	0- 0	NEUTRAL	1- 1	0- 0	0- 0				
11- 6	1- 4	2- 0	CONFERENCE	2- 1	3- 0	3- 1				
6- 2	1- 1	1- 0	HOME	1- 1	2- 0	1- 0				
5- 3	0- 3	1- 0	AWAY	1- 0	1- 0	2- 0				
0- 1	0- 0	0- 0	NEUTRAL	0- 0	0- 0	0- 1				

RPI	S	Opponent	Score	RPI	S	Opponent	Score	Team's RPI: 35	RPI	S	Opponent	Score	RPI	S	Opponent	Score
1	H	Notre Dame	74 85	41	A	Pittsburgh	68 60		65	H	Miami (FL)	71 85	110	H	Virginia	70 58
3	N	South Carolina	63 67	41	H	Pittsburgh	68 54		68	N	East Carolina	69 58	120	A	Boston College	64 46
4	N	Baylor	72 74	48	A	Duquesne	90 84		72	H	Fordham	59 42	120	H	Boston College	73 51
7	A	Louisville	58 78						79	N	Michigan St.	76 89	130	H	Cornell	76 59
10	A	Florida St.	52 62						82	H	North Carolina St.	66 49	165	H	Central Conn. St.	74 43
14	A	Duke	72 74						86	A	Georgia Tech	65 60	186	H	Wake Forest	73 62
16	H	North Carolina	61 56										186	N	Wake Forest	79 85
													200	A	Virginia Tech	59 51
													201	A	Jacksonville	77 61
													203	A	Clemson	60 55
													227	H	Penn St.	61 39
													262	H	Canisius	70 37
													304	H	Vermont	94 63
													339	H	N.C. Central	70 25
LAST 12 Division I GAMES:																
186	N	Wake Forest	79 85	86	A	Georgia Tech	65 60		16	H	North Carolina	61 56				
203	A	Clemson	60 55	10	A	Florida St.	52 62		7	A	Louisville	58 78				
41	H	Pittsburgh	68 54	82	H	North Carolina St.	66 49		41	A	Pittsburgh	68 60				
120	H	Boston College	73 51													
200	A	Virginia Tech	59 51													
65	H	Miami (FL)	71 85													

Non-Div I Games:

Syracuse

■ Loss,
■ Non-Conf,
■ S Site,
■ H Home
■ A Away
N Neutral

Average RPI Win:	146	WON-LOST	WINNING	LAST 10	STRENGTH OF	OPP. STRENGTH	TEAM	ADJ.	CONF.	ADJ CONF.
Average RPI Loss:	46	RECORD	PCT. RANK	GAMES	SCHEDULE	OF SCHEDULE	RPI	RPI	RPI	RPI
DIV. I ONLY	17- 13	122	4- 6	33	32	71	71	1	1	
DIV. I NON-CONF.	8- 3	71	0- 0	186	234	121	121	1	1	
TOTALS	RPI 1-25	RPI 26-50	W-L RECORDS	RPI 51-100	RPI 101-150	RPI 150+				
17- 13	1- 6	2- 1	OVERALL	3- 5	4- 1	7- 0				
14- 3	1- 2	1- 1	HOME	3- 0	2- 0	7- 0				
2- 8	0- 3	1- 0	AWAY	0- 4	1- 1	0- 0				
1- 2	0- 1	0- 0	NEUTRAL	0- 1	1- 0	0- 0				
8- 3	0- 0	0- 1	NON-CONFERENCE	0- 2	1- 0	7- 0				
7- 1	0- 0	0- 1	HOME	0- 0	0- 0	7- 0				
0- 1	0- 0	0- 0	AWAY	0- 1	0- 0	0- 0				
1- 1	0- 0	0- 0	NEUTRAL	0- 1	1- 0	0- 0				
9- 10	1- 6	2- 0	CONFERENCE	3- 3	3- 1	0- 0				
7- 2	1- 2	1- 0	HOME	3- 0	2- 0	0- 0				
2- 7	0- 3	1- 0	AWAY	0- 3	1- 1	0- 0				
0- 1	0- 1	0- 0	NEUTRAL	0- 0	0- 0	0- 0				

RPI	S	Opponent	Score	RPI	S	Opponent	Score	RPI	S	Opponent	Score	RPI	S	Opponent	Score
4	A	Baylor	75 91	32	H	Texas A&M	71 82	57	A	Iowa St.	62 80	105	A	Kansas	80 63
4	H	Baylor	67 89	46	A	Oklahoma St.	71 62	57	H	Iowa St.	86 84	105	H	Kansas	73 67
21	A	Texas	45 79	46	H	Oklahoma St.	70 66	59	A	Georgia	53 62	114	N	Missouri St.	82 68
21	H	Texas	64 59					64	A	Kansas St.	79 93	138	A	Texas Tech	37 52
21	N	Texas	61 67					64	H	Kansas St.	67 47	138	H	Texas Tech	71 60
22	A	Oklahoma	54 77					75	A	West Virginia	71 76	184	H	Lamar	72 68
22	H	Oklahoma	81 97					75	H	West Virginia	73 63	187	H	Texas Southern	69 52
								84	N	Colorado St.	62 76	247	H	Prairie View	56 50
												255	H	SMU	73 63
												264	H	Houston Baptist	87 64
												275	H	UC Irvine	78 56
												295	H	Sam Houston St.	79 55
LAST 12 Division I GAMES:															
21	N	Texas	61 67	22	A	Oklahoma	54 77								
21	A	Texas	45 79	64	A	Kansas St.	79 93								
64	H	Kansas St.	67 47	138	H	Texas Tech	71 60								
75	H	West Virginia	73 63	75	A	West Virginia	71 76								
4	A	Baylor	75 91	21	H	Texas	64 59								
105	H	Kansas	73 67	4	H	Baylor	67 89								

Non-Div I Games:

TCU

Average RPI Win:	224	WON-LOST	WINNING	LAST 10	STRENGTH OF	OPP. STRENGTH	TEAM	ADJ.	CONF.	ADJ CONF.
Average RPI Loss:	70	RECORD	PCT. RANK	GAMES	SCHEDULE	OF SCHEDULE	RPI	RPI	RPI	RPI
DIV. I ONLY	16- 16	169	6- 4	134	69	143	143	8	8	
DIV. I NON-CONF.	4- 9	243	0- 0	170	20	226	226	7	7	
TOTALS	RPI 1-25	RPI 26-50	W-L RECORDS	RPI 51-100	RPI 101-150	RPI 150+				
16- 16	0- 3	0- 3	OVERALL	2- 6	1- 2	13- 2				
8- 6	0- 2	0- 2	HOME	2- 1	0- 0	6- 1				
6- 8	0- 1	0- 1	AWAY	0- 4	0- 2	6- 0				
2- 2	0- 0	0- 0	NEUTRAL	0- 1	1- 0	1- 1				
4- 9	0- 1	0- 1	NON-CONFERENCE	0- 4	1- 1	3- 2				
1- 4	0- 1	0- 1	HOME	0- 1	0- 0	1- 1				
1- 4	0- 0	0- 0	AWAY	0- 3	0- 1	1- 0				
2- 1	0- 0	0- 0	NEUTRAL	0- 0	1- 0	1- 1				
12- 7	0- 2	0- 2	CONFERENCE	2- 2	0- 1	10- 0				
7- 2	0- 1	0- 1	HOME	2- 0	0- 0	5- 0				
5- 4	0- 1	0- 1	AWAY	0- 1	0- 1	5- 0				
0- 1	0- 0	0- 0	NEUTRAL	0- 1	0- 0	0- 0				

RPI	S	Opponent	Score	RPI	S	Opponent	Score	RPI	S	Opponent	Score	RPI	S	Opponent	Score	Team's RPI: 143
5	A	UConn	58 92	26	A	South Fla.	53 79	51	A	Penn	50 52	105	A	Kansas	56 76	
5	H	UConn	49 83	26	H	South Fla.	58 70	52	A	Tulane	63 77	116	A	Tulsa	67 75	
10	H	Florida St.	62 66	43	H	Rutgers	55 88	52	H	Tulane	69 58	118	N	Harvard	81 69	
								68	H	East Carolina	79 69	177	H	Delaware	58 69	
								68	N	East Carolina	71 77	185	H	La Salle	75 72	
								72	H	Fordham	64 71	189	A	Memphis	58 57	
								76	A	Villanova	59 64	189	H	Memphis	84 61	
								87	A	Saint Joseph's	74 78	202	N	Alabama	51 58	
												255	A	SMU	55 39	
												255	H	SMU	77 64	
												256	A	Cincinnati	81 64	
												256	H	Cincinnati	83 50	
												274	A	UCF	71 54	
												274	H	UCF	72 57	
												288	A	Houston	56 45	
												288	H	Houston	72 60	
												300	N	Georgetown	81 58	
												341	A	Howard	78 48	
LAST 12 Division I GAMES:																
		68 N East Carolina	71 77			288 H Houston	72 60									
		288 A Houston	56 45			116 A Tulsa	67 75									
		68 H East Carolina	79 69			52 A Tulane	63 77									
		255 A SMU	55 39			189 H Memphis	84 61									
		26 A South Fla.	53 79			5 H UConn	49 83									
		52 H Tulane	69 58			274 A UCF	71 54									

Non-Div I Games:

Temple

Tennessee

Through Games Of March 13, 2015

Average RPI Win:	91	WON-LOST	WINNING	LAST 10	STRENGTH OF	OPP. STRENGTH	TEAM	ADJ.	CONF.	ADJ CONF.
Average RPI Loss:	10	RECORD	PCT. RANK	GAMES	SCHEDULE	OF SCHEDULE	RPI	RPI	RPI	RPI
DIV. I ONLY	27- 5	20	8- 2	1	6	2	2	2	2	2
DIV. I NON-CONF.	10- 3	52	0- 0	5	24	4	4	4	4	4
TOTALS	RPI 1-25	RPI 26-50	W-L RECORDS	RPI 51-100	RPI 101-150	RPI 150+				
27- 5	5- 5	5- 0	OVERALL	7- 0	3- 0	7- 0				
16- 0	3- 0	3- 0	HOME	4- 0	1- 0	5- 0				
9- 4	1- 4	2- 0	AWAY	2- 0	2- 0	2- 0				
2- 1	1- 1	0- 0	NEUTRAL	1- 0	0- 0	0- 0				
10- 3	2- 3	2- 0	NON-CONFERENCE	1- 0	0- 0	5- 0				
8- 0	2- 0	1- 0	HOME	1- 0	0- 0	4- 0				
2- 3	0- 3	1- 0	AWAY	0- 0	0- 0	1- 0				
0- 0	0- 0	0- 0	NEUTRAL	0- 0	0- 0	0- 0				
17- 2	3- 2	3- 0	CONFERENCE	6- 0	3- 0	2- 0				
8- 0	1- 0	2- 0	HOME	3- 0	1- 0	1- 0				
7- 1	1- 1	1- 0	AWAY	2- 0	2- 0	1- 0				
2- 1	1- 1	0- 0	NEUTRAL	1- 0	0- 0	0- 0				

RPI	S	Opponent	Score
1	A	Notre Dame	77 88
3	A	South Carolina	66 71
3	N	South Carolina	46 62
8	A	Kentucky	73 72
8	H	Kentucky	72 58
8	N	Kentucky	75 64
18	H	Stanford	59 40
19	H	Oregon St.	74 63
20	A	Chattanooga	63 67
21	A	Texas	59 72

RPI	S	Opponent	Score
29	H	Mississippi St.	79 67
32	H	Texas A&M	81 58
40	H	Wichita St.	54 51
42	A	Arkansas	60 51
43	A	Rutgers	55 45

RPI	S	Opponent	Score
51	H	Penn	97 52
58	H	LSU	75 58
59	A	Georgia	70 59
59	H	Georgia	59 51
59	N	Georgia	75 41
62	A	Vanderbilt	57 49
62	H	Vanderbilt	79 49

RPI	S	Opponent	Score
103	A	Ole Miss	69 49
104	H	Missouri	63 53
150	A	Auburn	54 42
154	H	Oral Roberts	91 39
157	H	Tennessee St.	97 46
160	A	Florida	64 56
199	H	Winthrop	81 48
202	H	Alabama	77 56
253	A	Lipscomb	85 51
320	H	Saint Francis (PA)	111 44

LAST 12 Division I GAMES:

3 N South Carolina	46 62	202 H Alabama	77 56
8 N Kentucky	75 64	8 H Kentucky	72 58
59 N Georgia	75 41	103 A Ole Miss	69 49
62 H Vanderbilt	79 49	160 A Florida	64 56
59 A Georgia	70 59	29 H Mississippi St.	79 67
3 A South Carolina	66 71	8 A Kentucky	73 72

Non-Div I Games:

Tennessee

■ Loss,
 ■ Non-Conf, S Site,
 ■ Home
 ■ Away
 N Neutral

Average RPI Win:	254	WON-LOST	WINNING	LAST 10	STRENGTH OF	OPP. STRENGTH	TEAM	ADJ.	CONF.	ADJ CONF.
Average RPI Loss:	137	RECORD	PCT. RANK	GAMES	SCHEDULE	OF SCHEDULE	RPI	RPI	RPI	RPI
DIV. I ONLY	18- 12	107	10- 0	214	271	157	157	26	26	
DIV. I NON-CONF.	3- 8	263	0- 0	120	78	220	220	26	26	
TOTALS	RPI 1-25	RPI 26-50	W-L RECORDS	RPI 51-100	RPI 101-150	RPI 150+				
18- 12	0- 2	0- 0	OVERALL	0- 2	1- 2	17- 6				
6- 8	0- 0	0- 0	HOME	0- 1	0- 2	6- 5				
9- 4	0- 0	0- 0	AWAY	0- 1	0- 0	9- 0				
3- 0	0- 0	0- 0	NEUTRAL	0- 0	1- 0	2- 0				
3- 8	0- 2	0- 0	NON-CONFERENCE	0- 2	0- 1	3- 3				
1- 5	0- 0	0- 0	HOME	0- 1	0- 1	1- 3				
2- 3	0- 2	0- 0	AWAY	0- 1	0- 0	2- 0				
0- 0	0- 0	0- 0	NEUTRAL	0- 0	0- 0	0- 0				
15- 4	0- 0	0- 0	CONFERENCE	0- 0	1- 1	14- 3				
5- 3	0- 0	0- 0	HOME	0- 0	0- 1	5- 2				
7- 1	0- 0	0- 0	AWAY	0- 0	0- 0	7- 1				
3- 0	0- 0	0- 0	NEUTRAL	0- 0	1- 0	2- 0				

RPI 1-25					
RPI	S	Opponent	Score		
2	A	Tennessee	46	97	
8	A	Kentucky	75	87	

RPI 26-50					
RPI	S	Opponent	Score		

RPI 51-100					
RPI	S	Opponent	Score		
78	H	Youngstown St.	66	73	
82	A	North Carolina St.	55	84	

RPI 101+					
RPI	S	Opponent	Score		
113	H	Troy	71	75	
132	H	UT Martin	58	64	
132	N	UT Martin	64	60	
163	H	Kennesaw St.	56	65	
170	A	Belmont	70	53	
170	H	Belmont	62	64	
173	A	SIUE	83	91	
173	N	SIUE	71	59	
201	H	Jacksonville	64	61	
207	A	Jacksonville St.	74	66	
207	H	Jacksonville St.	50	63	
239	H	North Florida	53	54	
246	A	Morehead St.	81	74	
246	H	Morehead St.	75	74	
246	N	Morehead St.	81	66	
250	A	A&M-Corpus Christi	72	61	
253	A	Lipscomb	73	55	
259	A	Austin Peay	81	78	
271	H	Norfolk St.	58	65	
289	A	Eastern Ky.	68	62	
289	H	Eastern Ky.	86	74	
303	H	Eastern Ill.	57	44	
317	H	Southeast Mo. St.	62	55	
329	A	Murray St.	76	72	
334	A	Tennessee Tech	66	57	
334	H	Tennessee Tech	67	64	

LAST 12 Division I GAMES:					
132	N	UT Martin	64	60	
173	N	SIUE	71	59	
246	N	Morehead St.	81	66	
170	A	Belmont	70	53	
246	H	Morehead St.	75	74	
207	A	Jacksonville St.	74	66	
289	H	Eastern Ky.	86	74	
334	A	Tennessee Tech	66	57	
246	A	Morehead St.	81	74	
289	A	Eastern Ky.	68	62	
207	H	Jacksonville St.	50	63	
132	H	UT Martin	58	64	

Non-Div I Games:

Tennessee St.

■ Loss, ■ Non-Conf, S Site, H Home A Away N Neutral

Tennessee Tech

Through Games Of March 13, 2015

Average RPI Win:	304	WON-LOST	WINNING	LAST 10	STRENGTH OF	OPP. STRENGTH	TEAM	ADJ.	CONF.	ADJ CONF.
Average RPI Loss:	196	RECORD	PCT. RANK	GAMES	SCHEDULE	OF SCHEDULE	RPI	RPI	RPI	RPI
DIV. I ONLY	6- 23	311	1- 9	326	262	334	334	26	26	
DIV. I NON-CONF.	3- 10	287	0- 0	333	157	324	324	26	26	
TOTALS	RPI 1-25	RPI 26-50	W-L RECORDS	RPI 51-100	RPI 101-150	RPI 150+				
6- 23	0- 0	0- 0	OVERALL	0- 3	0- 1	6- 19				
3- 8	0- 0	0- 0	HOME	0- 2	0- 1	3- 5				
2- 14	0- 0	0- 0	AWAY	0- 1	0- 0	2- 13				
1- 1	0- 0	0- 0	NEUTRAL	0- 0	0- 0	1- 1				
3- 10	0- 0	0- 0	NON-CONFERENCE	0- 3	0- 0	3- 7				
1- 2	0- 0	0- 0	HOME	0- 2	0- 0	1- 0				
1- 7	0- 0	0- 0	AWAY	0- 1	0- 0	1- 6				
1- 1	0- 0	0- 0	NEUTRAL	0- 0	0- 0	1- 1				
3- 13	0- 0	0- 0	CONFERENCE	0- 0	0- 1	3- 12				
2- 6	0- 0	0- 0	HOME	0- 0	0- 1	2- 5				
1- 7	0- 0	0- 0	AWAY	0- 0	0- 0	1- 7				
0- 0	0- 0	0- 0	NEUTRAL	0- 0	0- 0	0- 0				

RPI 1-25				RPI 26-50				RPI 51-100				RPI 101+				Team's RPI: 334	
RPI	S	Opponent	Score	RPI	S	Opponent	Score	RPI	S	Opponent	Score	RPI	S	Opponent	Score		
								59	H	Georgia	51	74	132	H	UT Martin	59	79
								66	H	Middle Tenn.	76	98	157	A	Tennessee St.	64	67
								80	A	Southern Miss.	58	80	157	H	Tennessee St.	57	66
													170	A	Belmont	53	59
													170	H	Belmont	62	64
													173	A	SIUE	69	83
													176	N	N.C. A&T	49	54
													186	A	Wake Forest	62	89
													194	A	Mercer	67	73
													203	A	Clemson	61	76
													207	A	Jacksonville St.	58	67
													207	H	Jacksonville St.	54	70
													231	A	Georgia St.	60	72
													246	A	Morehead St.	82	90
													246	H	Morehead St.	54	64
													253	A	Lipscomb	53	72
													259	H	Austin Peay	75	71
													282	A	Valparaiso	61	79
													289	A	Eastern Ky.	84	71
													289	H	Eastern Ky.	93	97
													291	N	Morgan St.	62	56
													303	A	Eastern Ill.	59	67
													317	A	Southeast Mo. St.	66	68
													318	H	South Ala.	70	66
													329	H	Murray St.	74	69
													335	A	FIU	73	56
LAST 12 Division I GAMES:																	
				289	A	Eastern Ky.	84	71					170	A	Belmont	53	59
				246	A	Morehead St.	82	90					246	H	Morehead St.	54	64
				170	H	Belmont	62	64					289	H	Eastern Ky.	93	97
				207	A	Jacksonville St.	58	67					157	A	Tennessee St.	64	67
				157	H	Tennessee St.	57	66					317	A	Southeast Mo. St.	66	68
				207	H	Jacksonville St.	54	70					132	H	UT Martin	59	79

Non-Div I Games:

Tennessee Tech

■ Loss,
 ■ Non-Conf,
 ■ S Site,
 ■ H Home
 ■ A Away
 N Neutral

Average RPI Win:	271	WON-LOST	WINNING	LAST 10	STRENGTH OF	OPP. STRENGTH	TEAM	ADJ.	CONF.	ADJ CONF.
Average RPI Loss:	144	RECORD	PCT. RANK	GAMES	SCHEDULE	OF SCHEDULE	RPI	RPI	RPI	RPI
DIV. I ONLY	16- 13	142	7- 3	213	299	175	175	30	30	
DIV. I NON-CONF.	5- 8	213	1- 0	90	143	188	188	30	30	
TOTALS	RPI 1-25	RPI 26-50	W-L RECORDS	RPI 51-100	RPI 101-150	RPI 150+				
16- 13	0- 2	0- 2	OVERALL	2- 0	2- 5	12- 4				
9- 3	0- 0	0- 0	HOME	1- 0	1- 1	7- 2				
4- 9	0- 2	0- 1	AWAY	0- 0	0- 4	4- 2				
3- 1	0- 0	0- 1	NEUTRAL	1- 0	1- 0	1- 0				
5- 8	0- 2	0- 2	NON-CONFERENCE	2- 0	0- 2	3- 2				
4- 1	0- 0	0- 0	HOME	1- 0	0- 0	3- 1				
0- 6	0- 2	0- 1	AWAY	0- 0	0- 2	0- 1				
1- 1	0- 0	0- 1	NEUTRAL	1- 0	0- 0	0- 0				
11- 5	0- 0	0- 0	CONFERENCE	0- 0	2- 3	9- 2				
5- 2	0- 0	0- 0	HOME	0- 0	1- 1	4- 1				
4- 3	0- 0	0- 0	AWAY	0- 0	0- 2	4- 1				
2- 0	0- 0	0- 0	NEUTRAL	0- 0	1- 0	1- 0				

RPI 1-25				RPI 26-50				RPI 51-100				RPI 101+ Team's RPI: 175			
RPI	S	Opponent	Score	RPI	S	Opponent	Score	RPI	S	Opponent	Score	RPI	S	Opponent	Score
4	A	Baylor	42 96	32	N	Texas A&M	61 63	94	H	Eastern Mich.	81 75	131	A	New Mexico St.	60 80
21	A	Texas	45 72	37	A	DePaul	70 93	96	N	New Mexico	61 59	131	H	New Mexico St.	71 74
												138	A	Texas Tech	42 50
												140	A	Bakersfield	72 87
												140	H	Bakersfield	77 60
												140	N	Bakersfield	76 70
												142	A	VCU	43 64
												250	H	A&M-Corpus Christi	57 60
												264	H	Houston Baptist	75 72
												273	A	Grand Canyon	54 69
												273	H	Grand Canyon	63 75
												294	A	NJIT	54 59
												294	H	NJIT	54 53
												298	A	Seattle	70 60
												298	H	Seattle	80 58
												328	A	Utah Valley	59 52
												328	H	Utah Valley	57 55
												340	H	Incarinate Word	65 61
												342	A	UMKC	84 82
												342	H	UMKC	69 51
												342	N	UMKC	61 50
												343	A	Chicago St.	75 60
												343	H	Chicago St.	66 57
LAST 12 Division I GAMES:															
				140	N	Bakersfield	76 70	294	H	NJIT	54 53				
				342	N	UMKC	61 50	298	A	Seattle	70 60				
				342	A	UMKC	84 82	140	A	Bakersfield	72 87				
				131	A	New Mexico St.	60 80	343	H	Chicago St.	66 57				
				328	H	Utah Valley	57 55	342	H	UMKC	69 51				
				273	H	Grand Canyon	63 75	131	H	New Mexico St.	71 74				

Non-Div I Games: Tex. A&M-Kingsville86 36 Concordia (TX) 72 31 Texas Lutheran 71 47

Tex.-Pan American

Loss, Non-Conf, S Site, H Home A Away N Neutral

Average RPI Win:	108	WON-LOST	WINNING	LAST 10	STRENGTH OF	OPP. STRENGTH	TEAM	ADJ.	CONF.	ADJ CONF.
Average RPI Loss:	40	RECORD	PCT. RANK	GAMES	SCHEDULE	OF SCHEDULE	RPI	RPI	RPI	RPI
DIV. I ONLY	22- 10	66	7- 3	8	7	21	21	1	1	
DIV. I NON-CONF.	11- 0	1	0- 0	38	65	3	3	1	1	
TOTALS	RPI 1-25	RPI 26-50	W-L RECORDS	RPI 51-100	RPI 101-150	RPI 150+				
22- 10	4- 4	2- 1	OVERALL	6- 5	4- 0	6- 0				
15- 2	2- 1	1- 0	HOME	4- 1	2- 0	6- 0				
4- 7	1- 2	0- 1	AWAY	1- 4	2- 0	0- 0				
3- 1	1- 1	1- 0	NEUTRAL	1- 0	0- 0	0- 0				
11- 0	2- 0	1- 0	NON-CONFERENCE	2- 0	0- 0	6- 0				
8- 0	1- 0	0- 0	HOME	1- 0	0- 0	6- 0				
2- 0	1- 0	0- 0	AWAY	1- 0	0- 0	0- 0				
1- 0	0- 0	1- 0	NEUTRAL	0- 0	0- 0	0- 0				
11- 10	2- 4	1- 1	CONFERENCE	4- 5	4- 0	0- 0				
7- 2	1- 1	1- 0	HOME	3- 1	2- 0	0- 0				
2- 7	0- 2	0- 1	AWAY	0- 4	2- 0	0- 0				
2- 1	1- 1	0- 0	NEUTRAL	1- 0	0- 0	0- 0				

RPI	S	Opponent	Score	RPI	S	Opponent	Score	RPI	S	Opponent	Score	RPI	S	Opponent	Score
2	H	Tennessee	72 59	32	N	Texas A&M	67 65	57	A	Iowa St.	57 59	105	A	Kansas	74 63
4	A	Baylor	58 75	46	A	Oklahoma St.	60 66	57	H	Iowa St.	57 58	105	H	Kansas	60 46
4	H	Baylor	68 70	46	H	Oklahoma St.	59 42	64	A	Kansas St.	57 66	138	A	Texas Tech	62 59
4	N	Baylor	64 75					64	H	Kansas St.	76 58	138	H	Texas Tech	55 44
18	A	Stanford	87 81					71	A	TCU	59 64	175	H	Tex.-Pan American	72 45
22	A	Oklahoma	59 70					71	H	TCU	79 45	183	H	UTSA	68 48
22	H	Oklahoma	84 81					71	N	TCU	67 61	211	H	Northwestern St.	74 34
22	N	Oklahoma	59 46					75	A	West Virginia	69 76	217	H	McNeese St.	76 59
								75	H	West Virginia	61 55	224	H	Southern U.	80 42
								93	A	UCLA	75 65	270	H	Rice	77 54
								96	H	New Mexico	86 37				
LAST 12 Division I GAMES:															
		4 N Baylor	64 75			138 A Texas Tech	62 59								
		22 N Oklahoma	59 46			64 H Kansas St.	76 58								
		71 N TCU	67 61			105 A Kansas	74 63								
		71 H TCU	79 45			46 A Oklahoma St.	60 66								
		75 A West Virginia	69 76			4 H Baylor	68 70								
		46 H Oklahoma St.	59 42			64 A Kansas St.	57 66								

Non-Div I Games:

Texas

■ Loss,
 ■ Non-Conf,
 ■ S Site,
 ■ H Home
 ■ A Away
 N Neutral

Average RPI Win:	143	WON-LOST	WINNING	LAST 10	STRENGTH OF	OPP. STRENGTH	TEAM	ADJ.	CONF.	ADJ CONF.
Average RPI Loss:	41	RECORD	PCT. RANK	GAMES	SCHEDULE	OF SCHEDULE	RPI	RPI	RPI	RPI
DIV. I ONLY	23- 9	49	6- 4	48	27	32	32	2	2	
DIV. I NON-CONF.	12- 2	26	0- 0	158	80	40	40	4	4	
TOTALS	RPI 1-25	RPI 26-50	W-L RECORDS	RPI 51-100	RPI 101-150	RPI 150+				
23- 9	2- 3	3- 2	OVERALL	4- 3	4- 1	10- 0				
14- 1	1- 0	1- 0	HOME	2- 0	2- 1	8- 0				
6- 6	1- 2	2- 2	AWAY	1- 2	1- 0	1- 0				
3- 2	0- 1	0- 0	NEUTRAL	1- 1	1- 0	1- 0				
12- 2	1- 1	1- 1	NON-CONFERENCE	2- 0	0- 0	8- 0				
7- 0	1- 0	0- 0	HOME	0- 0	0- 0	6- 0				
3- 1	0- 0	1- 1	AWAY	1- 0	0- 0	1- 0				
2- 1	0- 1	0- 0	NEUTRAL	1- 0	0- 0	1- 0				
11- 7	1- 2	2- 1	CONFERENCE	2- 3	4- 1	2- 0				
7- 1	0- 0	1- 0	HOME	2- 0	2- 1	2- 0				
3- 5	1- 2	1- 1	AWAY	0- 2	1- 0	0- 0				
1- 1	0- 0	0- 0	NEUTRAL	0- 1	1- 0	0- 0				

RPI 1-25				RPI 26-50				Team's RPI: 32		RPI 51-100				RPI 101+			
RPI	S	Opponent	Score	RPI	S	Opponent	Score		RPI	S	Opponent	Score	RPI	S	Opponent	Score	
2	A	Tennessee	58 81	29	A	Mississippi St.	61 63		58	A	LSU	63 80	103	H	Ole Miss	58 49	
3	A	South Carolina	61 79	33	A	Washington	49 70		58	H	LSU	55 48	104	A	Missouri	55 48	
8	A	Kentucky	81 69	37	A	DePaul	76 68		58	N	LSU	65 71	104	H	Missouri	69 70	
14	H	Duke	63 59	42	A	Arkansas	52 50		59	A	Georgia	51 54	150	H	Auburn	78 45	
21	N	Texas	65 67	42	H	Arkansas	59 55		62	H	Vanderbilt	75 61	150	N	Auburn	57 47	
									71	A	TCU	82 71	160	H	Florida	66 46	
									96	N	New Mexico	66 52	175	N	Tex.-Pan American	63 61	
													202	H	Alabama	70 49	
													211	H	Northwestern St.	75 42	
													217	H	McNeese St.	93 27	
													247	H	Prairie View	59 41	
													255	A	SMU	70 62	
													270	H	Rice	76 55	
													288	H	Houston	94 55	
													331	H	North Texas	75 38	
LAST 12 Division I GAMES:																	
		58	N	LSU			65	71			202	H	Alabama			70	49
		150	N	Auburn			57	47			42	H	Arkansas			59	55
		58	A	LSU			63	80			29	A	Mississippi St.			61	63
		104	H	Missouri			69	70			104	A	Missouri			55	48
		160	H	Florida			66	46			150	H	Auburn			78	45
		8	A	Kentucky			81	69			3	A	South Carolina			61	79

Non-Div I Games:

Texas A&M

■ Loss,
■ Non-Conf, S Site,
■ Home
■ Away
N Neutral

Texas Southern

Through Games Of March 13, 2015

Average RPI Win:	296	WON-LOST	WINNING	LAST 10	STRENGTH OF	OPP. STRENGTH	TEAM	ADJ.	CONF.	ADJ CONF.
Average RPI Loss:	165	RECORD	PCT. RANK	GAMES	SCHEDULE	OF SCHEDULE	RPI	RPI	RPI	RPI
DIV. I ONLY	19- 10	81	9- 1	334	338	187	187	32	32	
DIV. I NON-CONF.	3- 8	263	0- 0	223	138	241	241	31	31	
TOTALS	RPI 1-25	RPI 26-50	W-L RECORDS	RPI 51-100	RPI 101-150	RPI 150+				
19- 10	0- 0	0- 1	OVERALL	0- 2	0- 2	19- 5				
9- 2	0- 0	0- 0	HOME	0- 0	0- 1	9- 1				
9- 8	0- 0	0- 0	AWAY	0- 1	0- 0	9- 0				
1- 0	0- 0	0- 0	NEUTRAL	0- 0	0- 0	1- 0				
3- 8	0- 0	0- 1	NON-CONFERENCE	0- 2	0- 2	3- 3				
1- 1	0- 0	0- 0	HOME	0- 0	0- 1	1- 0				
1- 7	0- 0	0- 1	AWAY	0- 2	0- 1	1- 3				
1- 0	0- 0	0- 0	NEUTRAL	0- 0	0- 0	1- 0				
16- 2	0- 0	0- 0	CONFERENCE	0- 0	0- 0	16- 2				
8- 1	0- 0	0- 0	HOME	0- 0	0- 0	8- 1				
8- 1	0- 0	0- 0	AWAY	0- 0	0- 0	8- 1				
0- 0	0- 0	0- 0	NEUTRAL	0- 0	0- 0	0- 0				

RPI S	Opponent	Score	RPI S	Opponent	Score	RPI S	Opponent	Score	RPI S	Opponent	Score	Team's RPI: 187
46	A Oklahoma St.	58 77	71	A TCU	52 69	105	A Kansas	44 69	116	H Tulsa	64 67	
			81	A CSUN	50 63	215	N IUPUI	71 61	217	A McNeese St.	70 74	
						224	A Southern U.	62 48	224	H Southern U.	0 2	
						247	A Prairie View	61 63	247	H Prairie View	70 55	
						250	A A&M-Corpus Christi	63 68	264	A Houston Baptist	92 80	
						266	A Alabama St.	64 52	266	H Alabama St.	67 51	
						270	H Rice	69 63	276	A Jackson St.	54 46	
						276	H Jackson St.	70 53	295	A Sam Houston St.	54 61	
						313	A Grambling	67 38	313	H Grambling	74 33	
						316	A Alcorn	75 66	316	H Alcorn	73 55	
						336	A Ark.-Pine Bluff	74 45	336	H Ark.-Pine Bluff	73 58	
						346	A Alabama A&M	83 46	346	H Alabama A&M	67 54	
						349	H Mississippi Val.	63 52	349	H Mississippi Val.	70 46	
						349	A Mississippi Val.	63 52				
LAST 12 Division I GAMES:												
224	H Southern U.	0 2	276	A Jackson St.	54 46							
316	H Alcorn	73 55	313	A Grambling	67 38							
346	A Alabama A&M	83 46	247	H Prairie View	70 55							
266	A Alabama St.	64 52	346	H Alabama A&M	67 54							
349	H Mississippi Val.	70 46	266	H Alabama St.	67 51							
336	H Ark.-Pine Bluff	73 58	349	A Mississippi Val.	63 52							

Non-Div I Games:

Texas Southern

■ Loss,
 ■ Non-Conf,
 ■ S Site,
 ■ Home
 ■ A Away
 N Neutral

Average RPI Win:	209	WON-LOST	WINNING	LAST 10	STRENGTH OF	OPP. STRENGTH	TEAM	ADJ.	CONF.	ADJ CONF.
Average RPI Loss:	119	RECORD	PCT. RANK	GAMES	SCHEDULE	OF SCHEDULE	RPI	RPI	RPI	RPI
DIV. I ONLY	15- 14	162	4- 6	127	142	139	139	13	13	
DIV. I NON-CONF.	3- 4	197	0- 0	125	166	150	150	13	13	
TOTALS	RPI 1-25	RPI 26-50	W-L RECORDS	RPI 51-100	RPI 101-150	RPI 150+				
15- 14	0- 0	1- 5	OVERALL	0- 1	1- 4	13- 4				
8- 4	0- 0	1- 1	HOME	0- 0	0- 2	7- 1				
5- 9	0- 0	0- 3	AWAY	0- 1	1- 2	4- 3				
2- 1	0- 0	0- 1	NEUTRAL	0- 0	0- 0	2- 0				
3- 4	0- 0	0- 1	NON-CONFERENCE	0- 1	0- 1	3- 1				
1- 1	0- 0	0- 0	HOME	0- 0	0- 0	1- 1				
1- 3	0- 0	0- 1	AWAY	0- 1	0- 1	1- 0				
1- 0	0- 0	0- 0	NEUTRAL	0- 0	0- 0	1- 0				
12- 10	0- 0	1- 4	CONFERENCE	0- 0	1- 3	10- 3				
7- 3	0- 0	1- 1	HOME	0- 0	0- 2	6- 0				
4- 6	0- 0	0- 2	AWAY	0- 0	1- 1	3- 3				
1- 1	0- 0	0- 1	NEUTRAL	0- 0	0- 0	1- 0				

RPI S	Opponent	Score	RPI S	Opponent	Score	RPI S	Opponent	Score	RPI S	Opponent	Score	Team's RPI: 139
31	A UALR	43 70	31	H UALR	45 65	54	A Stetson	57 75	113	A Troy	74 72	
31	N UALR	44 87	31	N UALR	44 87				113	H Troy	59 75	
45	A Arkansas St.	48 68	45	A Arkansas St.	48 68				138	A Texas Tech	77 81	
45	H Arkansas St.	83 74	45	H Arkansas St.	83 74				147	A La.-Lafayette	41 64	
46	A Oklahoma St.	37 64	46	A Oklahoma St.	37 64				147	H La.-Lafayette	81 83	
LAST 12 Division I GAMES:												
31	N UALR	44 87	147	A La.-Lafayette	41 64				164	A Texas-Arlington	60 53	
164	N Texas-Arlington	52 46	231	H Georgia St.	71 61				164	H Texas-Arlington	65 58	
221	A La.-Monroe	84 90	164	H Texas-Arlington	65 58				164	N Texas-Arlington	52 46	
171	A Appalachian St.	55 61	31	A UALR	43 70				171	A Appalachian St.	55 61	
45	H Arkansas St.	83 74	318	A South Ala.	46 44				171	H Appalachian St.	67 58	
113	H Troy	59 75	147	H La.-Lafayette	81 83				183	A UTSA	57 53	
									184	H Lamar	79 72	
									221	A La.-Monroe	84 90	
									221	H La.-Monroe	70 64	
									231	A Georgia St.	69 74	
									231	H Georgia St.	71 61	
									261	N Bethune-Cookman	51 40	
									264	H Houston Baptist	56 61	
									299	A Ga. Southern	79 65	
									299	H Ga. Southern	67 57	
									318	A South Ala.	46 44	
									318	H South Ala.	63 42	

Non-Div I Games: Tex. A&M Int'l 83 65 Tex. A&M-Commerce 74 69

Texas St.

Loss, Non-Conf, S Site, H Home A Away N Neutral

Average RPI Win:	171	WON-LOST	WINNING	LAST 10	STRENGTH OF	OPP. STRENGTH	TEAM	ADJ.	CONF.	ADJ CONF.
Average RPI Loss:	55	RECORD	PCT. RANK	GAMES	SCHEDULE	OF SCHEDULE	RPI	RPI	RPI	RPI
DIV. I ONLY	15- 16	182	2- 8	49	47	138	138	1	1	
DIV. I NON-CONF.	10- 2	31	0- 0	241	265	100	100	1	1	
TOTALS	RPI 1-25	RPI 26-50	W-L RECORDS	RPI 51-100	RPI 101-150	RPI 150+				
15- 16	0- 6	0- 2	OVERALL	5- 5	1- 3	9- 0				
13- 6	0- 3	0- 1	HOME	3- 1	1- 1	9- 0				
2- 7	0- 3	0- 1	AWAY	2- 2	0- 1	0- 0				
0- 3	0- 0	0- 0	NEUTRAL	0- 2	0- 1	0- 0				
10- 2	0- 0	0- 0	NON-CONFERENCE	0- 1	1- 1	9- 0				
10- 0	0- 0	0- 0	HOME	0- 0	1- 0	9- 0				
0- 0	0- 0	0- 0	AWAY	0- 0	0- 0	0- 0				
0- 2	0- 0	0- 0	NEUTRAL	0- 1	0- 1	0- 0				
5- 14	0- 6	0- 2	CONFERENCE	5- 4	0- 2	0- 0				
3- 6	0- 3	0- 1	HOME	3- 1	0- 1	0- 0				
2- 7	0- 3	0- 1	AWAY	2- 2	0- 1	0- 0				
0- 1	0- 0	0- 0	NEUTRAL	0- 1	0- 0	0- 0				

RPI	S	Opponent	Score	RPI	S	Opponent	Score	RPI	S	Opponent	Score	RPI	S	Opponent	Score	Team's RPI: 138
4	A	Baylor	65 75	46	A	Oklahoma St.	35 66	57	A	Iowa St.	47 59	105	A	Kansas	67 71	
4	H	Baylor	60 67	46	H	Oklahoma St.	44 47	57	H	Iowa St.	71 58	105	H	Kansas	66 68	
21	A	Texas	44 55					64	A	Kansas St.	74 68	133	N	Purdue	53 69	
21	H	Texas	59 62					64	H	Kansas St.	38 41	139	H	Texas St.	81 77	
22	A	Oklahoma	64 70					71	A	TCU	60 71	175	H	Tex.-Pan American	50 42	
22	H	Oklahoma	58 75					71	H	TCU	52 37	183	H	UTSA	64 48	
								75	A	West Virginia	55 45	207	H	Jacksonville St.	67 59	
								75	H	West Virginia	73 57	214	H	Arizona	57 54	
								75	N	West Virginia	40 59	216	H	Nicholls St.	76 49	
								82	N	North Carolina St.	42 75	252	H	Abilene Christian	61 44	
												264	H	Houston Baptist	60 59	
												288	H	Houston	60 54	
												291	H	Morgan St.	65 57	
LAST 12 Division I GAMES:																
75	N	West Virginia	40 59	64	A	Kansas St.	74 68									
4	A	Baylor	65 75	57	H	Iowa St.	71 58									
46	H	Oklahoma St.	44 47	71	A	TCU	60 71									
57	A	Iowa St.	47 59	105	A	Kansas	67 71									
21	H	Texas	59 62	64	H	Kansas St.	38 41									
4	H	Baylor	60 67	75	H	West Virginia	73 57									

Non-Div I Games:

Texas Tech

■ Loss,
■ Non-Conf,
■ S Site,
■ H Home
■ A Away
N Neutral

Texas-Arlington

Through Games Of March 13, 2015

Average RPI Win:	237	WON-LOST	WINNING	LAST 10	STRENGTH OF	OPP. STRENGTH	TEAM	ADJ.	CONF.	ADJ CONF.
Average RPI Loss:	109	RECORD	PCT. RANK	GAMES	SCHEDULE	OF SCHEDULE	RPI	RPI	RPI	RPI
DIV. I ONLY	15- 13	153	6- 4	201	160	164	164	13	13	
DIV. I NON-CONF.	4- 3	136	0- 0	180	310	140	140	13	13	
TOTALS	RPI 1-25	RPI 26-50	W-L RECORDS	RPI 51-100	RPI 101-150	RPI 150+				
15- 13	0- 0	0- 5	OVERALL	0- 1	3- 4	12- 3				
8- 5	0- 0	0- 2	HOME	0- 0	2- 1	6- 2				
7- 7	0- 0	0- 1	AWAY	0- 0	1- 0	6- 1				
0- 1	0- 0	0- 0	NEUTRAL	0- 0	0- 1	0- 0				
4- 3	0- 0	0- 1	NON-CONFERENCE	0- 1	0- 0	4- 1				
2- 1	0- 0	0- 0	HOME	0- 0	0- 0	2- 1				
2- 2	0- 0	0- 1	AWAY	0- 1	0- 0	2- 0				
0- 0	0- 0	0- 0	NEUTRAL	0- 0	0- 0	0- 0				
11- 10	0- 0	0- 4	CONFERENCE	0- 0	3- 4	8- 2				
6- 4	0- 0	0- 2	HOME	0- 0	2- 1	4- 1				
5- 5	0- 0	0- 2	AWAY	0- 0	1- 2	4- 1				
0- 1	0- 0	0- 0	NEUTRAL	0- 0	0- 1	0- 0				

RPI 1-25				RPI 26-50				RPI 51-100				RPI 101+				Team's RPI: 164	
RPI	S	Opponent	Score	RPI	S	Opponent	Score	RPI	S	Opponent	Score	RPI	S	Opponent	Score		
				31	A	UALR	38 66	64	A	Kansas St.	41 45	113	A	Troy	63 70		
				31	H	UALR	38 48					113	H	Troy	70 67		
				40	A	Wichita St.	61 71					139	A	Texas St.	58 65		
				45	A	Arkansas St.	62 67					139	H	Texas St.	53 60		
				45	H	Arkansas St.	77 80					139	N	Texas St.	46 52		
												147	A	La.-Lafayette	57 51		
												147	H	La.-Lafayette	56 42		
												171	A	Appalachian St.	61 53		
												171	H	Appalachian St.	55 45		
												183	H	UTSA	55 63		
												221	A	La.-Monroe	51 56		
												221	H	La.-Monroe	51 63		
												231	A	Georgia St.	45 39		
												231	H	Georgia St.	57 45		
												250	A	A&M-Corpus Christi	42 28		
												264	H	Houston Baptist	83 73		
												267	H	Northern Ariz.	80 62		
												299	A	Ga. Southern	66 41		
												299	H	Ga. Southern	64 52		
												318	A	South Ala.	63 46		
												318	H	South Ala.	59 49		
												331	A	North Texas	46 38		
LAST 12 Division I GAMES:																	
				139	N	Texas St.	46 52					171	H	Appalachian St.	55 45		
				171	A	Appalachian St.	61 53					318	A	South Ala.	63 46		
				299	A	Ga. Southern	66 41					139	A	Texas St.	58 65		
				31	H	UALR	38 48					147	A	La.-Lafayette	57 51		
				45	A	Arkansas St.	62 67					113	H	Troy	70 67		
				147	H	La.-Lafayette	56 42					231	H	Georgia St.	57 45		

Non-Div I Games: Missouri Valley 90 32 McMurry 82 25

Texas-Arlington

Loss, Non-Conf, S Site, H Home A Away N Neutral

RPI 1-25					
RPI	S	Opponent	Score		
13	A	Dayton	57	79	
RPI 26-50					
RPI	S	Opponent	Score		
RPI 51-100					
RPI	S	Opponent	Score		
53	A	Ohio	58	65	
89	A	Akron	56	82	
89	H	Akron	101	102	
94	A	Eastern Mich.	81	72	
94	H	Eastern Mich.	61	75	
94	N	Eastern Mich.	57	74	
100	A	Western Mich.	65	46	
100	H	Western Mich.	67	57	
Team's RPI: 126					
RPI	S	Opponent	Score		
108	A	Cleveland St.	71	81	
110	N	Virginia	64	62	
125	A	Buffalo	61	68	
125	H	Buffalo	75	63	
128	A	Ball St.	55	71	
128	H	Ball St.	61	69	
133	A	Purdue	48	66	
158	N	Southern Ill.	64	48	
167	H	St. Bonaventure	64	58	
172	A	Central Mich.	61	46	
172	H	Central Mich.	62	53	
196	H	Idaho	80	67	
214	N	Arizona	69	54	
222	H	Detroit	72	83	
251	A	Northern Ill.	64	68	
251	H	Northern Ill.	73	57	
278	H	Miami (OH)	63	53	
278	H	Miami (OH)	62	47	
286	H	Kent St.	67	49	
287	N	Nevada	65	56	
293	A	Bowling Green	64	48	
LAST 12 Division I GAMES:					
94	N	Eastern Mich.	57	74	
278	H	Miami (OH)	62	47	
128	A	Ball St.	55	71	
251	A	Northern Ill.	64	68	
172	H	Central Mich.	62	53	
100	H	Western Mich.	67	57	
94	A	Eastern Mich.	81	72	
251	H	Northern Ill.	73	57	
89	A	Akron	56	82	
172	A	Central Mich.	61	46	
128	H	Ball St.	61	69	
125	A	Buffalo	61	68	

Toledo

Page 324

Average RPI Win: 262	WON-LOST	WINNING	LAST 10	STRENGTH OF	OPP. STRENGTH	TEAM	ADJ.	CONF.	ADJ CONF.
Average RPI Loss: 122	RECORD	PCT. RANK	GAMES	SCHEDULE	OF SCHEDULE	RPI	RPI	RPI	RPI
DIV. I ONLY	11- 21	261	2- 8	181	125	237	237	14	14
DIV. I NON-CONF.	4- 8	234	0- 0	192	147	231	231	11	11
TOTALS	RPI 1-25	RPI 26-50	W-L RECORDS	RPI 51-100	RPI 101-150	RPI 150+			
11- 21	0- 2	0- 3	OVERALL	0- 4	0- 3	11- 9			
6- 7	0- 1	0- 1	HOME	0- 2	0- 1	6- 2			
4- 11	0- 1	0- 1	AWAY	0- 2	0- 1	4- 5			
1- 3	0- 0	0- 1	NEUTRAL	0- 0	0- 1	1- 1			
4- 8	0- 2	0- 0	NON-CONFERENCE	0- 0	0- 1	4- 5			
2- 2	0- 1	0- 0	HOME	0- 0	0- 0	2- 1			
2- 4	0- 1	0- 0	AWAY	0- 0	0- 0	2- 3			
0- 2	0- 0	0- 0	NEUTRAL	0- 0	0- 1	0- 1			
7- 13	0- 0	0- 3	CONFERENCE	0- 4	0- 2	7- 4			
4- 5	0- 0	0- 1	HOME	0- 2	0- 1	4- 1			
2- 7	0- 0	0- 1	AWAY	0- 2	0- 1	2- 3			
1- 1	0- 0	0- 1	NEUTRAL	0- 0	0- 0	1- 0			

RPI 1-25				RPI 26-50				RPI 51-100				RPI 101+ Team's RPI: 237			
RPI	S	Opponent	Score	RPI	S	Opponent	Score	RPI	S	Opponent	Score	RPI	S	Opponent	Score
6	A	Maryland	52 81	30	A	James Madison	66 67	74	A	Drexel	45 50	101	A	Elon	43 58
11	H	George Washington	48 82	30	H	James Madison	64 79	74	H	Drexel	52 66	101	H	Elon	70 84
				30	N	James Madison	49 64	97	A	Hofstra	48 62	134	N	Rhode Island	49 60
								97	H	Hofstra	42 58	177	A	Delaware	54 72
												177	H	Delaware	56 49
												179	A	William & Mary	56 68
												179	H	William & Mary	77 69
												182	H	North Dakota	52 54
												185	N	La Salle	49 62
												186	A	Wake Forest	64 74
												195	A	Navy	51 55
												226	A	UNCW	63 71
												226	H	UNCW	71 73
												227	A	Penn St.	64 71
												235	H	George Mason	72 70
												257	A	UMBC	59 54
												277	H	Rider	53 51
												284	A	Loyola Maryland	63 50
												285	A	Col. of Charleston	56 52
												285	H	Col. of Charleston	71 49
												285	N	Col. of Charleston	79 70
												308	A	Northeastern	72 64
												308	H	Northeastern	65 61
LAST 12 Division I GAMES:															
				30	N	James Madison	49 64	74	H	Drexel	52 66				
				285	N	Col. of Charleston	79 70	30	H	James Madison	64 79				
				179	A	William & Mary	56 68	308	A	Northeastern	72 64				
				74	A	Drexel	45 50	101	H	Elon	70 84				
				226	H	UNCW	71 73	285	H	Col. of Charleston	71 49				
				97	A	Hofstra	48 62	177	A	Delaware	54 72				

Non-Div I Games:

Towson

■ Loss,
■ Non-Conf,
■ S Site,
■ Home
■ A Away
N Neutral

Average RPI Win: 220	WON-LOST	WINNING	LAST 10	STRENGTH OF	OPP. STRENGTH	TEAM	ADJ.	CONF.	ADJ CONF.
Average RPI Loss: 131	RECORD	PCT. RANK	GAMES	SCHEDULE	OF SCHEDULE	RPI	RPI	RPI	RPI
DIV. I ONLY	20- 10	75	8- 2	243	162	113	113	13	13
DIV. I NON-CONF.	5- 4	139	0- 0	305	291	202	202	13	13

TOTALS	RPI 1-25	RPI 26-50	W-L RECORDS	RPI 51-100	RPI 101-150	RPI 150+			
20- 10	0- 0	1- 3	OVERALL	0- 0	3- 4	16- 3			
11- 3	0- 0	1- 1	HOME	0- 0	1- 2	9- 0			
9- 6	0- 0	0- 2	AWAY	0- 0	2- 1	7- 3			
0- 1	0- 0	0- 0	NEUTRAL	0- 0	0- 1	0- 0			
5- 4	0- 0	0- 0	NON-CONFERENCE	0- 0	0- 2	5- 2			
3- 1	0- 0	0- 0	HOME	0- 0	0- 1	3- 0			
2- 3	0- 0	0- 0	AWAY	0- 0	0- 1	2- 2			
0- 0	0- 0	0- 0	NEUTRAL	0- 0	0- 0	0- 0			
15- 6	0- 0	1- 3	CONFERENCE	0- 0	3- 2	11- 1			
8- 2	0- 0	1- 1	HOME	0- 0	1- 1	6- 0			
7- 3	0- 0	0- 2	AWAY	0- 0	2- 0	5- 1			
0- 1	0- 0	0- 0	NEUTRAL	0- 0	0- 1	0- 0			

RPI 1-25				RPI 26-50				RPI 51-100				RPI 101+ Team's RPI: 113			
RPI	S	Opponent	Score	RPI	S	Opponent	Score	RPI	S	Opponent	Score	RPI	S	Opponent	Score
				31	A	UALR	56 82					139	A	Texas St.	75 59
				31	H	UALR	65 62					139	H	Texas St.	72 74
				45	A	Arkansas St.	72 91					141	H	Savannah St.	80 83
				45	H	Arkansas St.	76 82					147	A	La.-Lafayette	60 55
												147	H	La.-Lafayette	68 63
												147	N	La.-Lafayette	52 66
												150	A	Auburn	54 71
												157	A	Tennessee St.	75 71
												164	A	Texas-Arlington	67 70
												164	H	Texas-Arlington	70 63
												171	A	Appalachian St.	108 87
												171	H	Appalachian St.	91 87
												203	A	Clemson	73 82
												205	H	Samford	76 67
												221	A	La.-Monroe	82 77
												221	H	La.-Monroe	90 51
												231	A	Georgia St.	96 87
												231	H	Georgia St.	88 75
												243	A	Evansville	85 94
												266	H	Alabama St.	70 50
LAST 12 Division I GAMES:															
				147	N	La.-Lafayette	52 66	147	H	La.-Lafayette	68 63	299	A	Ga. Southern	99 93
				318	A	South Ala.	86 79	318	H	South Ala.	78 67	299	H	Ga. Southern	84 74
				231	H	Georgia St.	88 75	171	A	Appalachian St.	108 87	318	A	South Ala.	86 79
				139	A	Texas St.	75 59	45	A	Arkansas St.	72 91	318	H	South Ala.	78 67
				31	H	UALR	65 62	164	A	Texas-Arlington	67 70	332	H	Southeastern La.	80 78
				299	A	Ga. Southern	99 93	221	H	La.-Monroe	90 51	338	A	Florida A&M	65 59

Non-Div I Games:

Troy

■ Loss,
 ■ Non-Conf,
 ■ S Site,
 ■ Home
 ■ A Away
 N Neutral

Tulane

Through Games Of March 13, 2015

Average RPI Win:	189	WON-LOST	WINNING	LAST 10	STRENGTH OF	OPP. STRENGTH	TEAM	ADJ.	CONF.	ADJ CONF.
Average RPI Loss:	45	RECORD	PCT. RANK	GAMES	SCHEDULE	OF SCHEDULE	RPI	RPI	RPI	RPI
DIV. I ONLY	22- 10	66	5- 5	57	87	52	52	8	8	
DIV. I NON-CONF.	9- 2	35	0- 0	24	116	23	23	7	7	
TOTALS	RPI 1-25	RPI 26-50	W-L RECORDS	RPI 51-100	RPI 101-150	RPI 150+				
22- 10	0- 3	1- 4	OVERALL	4- 1	4- 2	13- 0				
11- 4	0- 2	0- 1	HOME	2- 1	2- 0	7- 0				
8- 4	0- 1	1- 1	AWAY	2- 0	0- 2	5- 0				
3- 2	0- 0	0- 2	NEUTRAL	0- 0	2- 0	1- 0				
9- 2	0- 1	1- 1	NON-CONFERENCE	3- 0	1- 0	4- 0				
5- 1	0- 1	0- 0	HOME	2- 0	0- 0	3- 0				
3- 0	0- 0	1- 0	AWAY	1- 0	0- 0	1- 0				
1- 1	0- 0	0- 1	NEUTRAL	0- 0	1- 0	0- 0				
13- 8	0- 2	0- 3	CONFERENCE	1- 1	3- 2	9- 0				
6- 3	0- 1	0- 1	HOME	0- 1	2- 0	4- 0				
5- 4	0- 1	0- 1	AWAY	1- 0	0- 2	4- 0				
2- 1	0- 0	0- 1	NEUTRAL	0- 0	1- 0	1- 0				

RPI	S	Opponent	Score	RPI	S	Opponent	Score	RPI	S	Opponent	Score	RPI	S	Opponent	Score
5	A	UConn	39 87	26	A	South Fla.	45 64	58	A	LSU	51 45	116	A	Tulsa	52 55
5	H	UConn	47 94	26	H	South Fla.	40 53	65	H	Miami (FL)	70 65	116	H	Tulsa	73 34
10	H	Florida St.	54 65	26	N	South Fla.	69 78	68	A	East Carolina	76 63	116	N	Tulsa	71 53
				27	N	Western Ky.	64 69	68	H	East Carolina	63 67	123	N	UNI	71 48
				31	A	UALR	74 58	82	H	North Carolina St.	60 51	143	A	Temple	58 69
												143	H	Temple	77 63
												189	H	Memphis	75 65
												205	H	Samford	58 56
												216	H	Nicholls St.	77 44
												217	A	McNeese St.	75 55
												255	A	SMU	84 60
												255	H	SMU	60 58
												256	A	Cincinnati	60 50
												274	A	UCF	71 70
												274	H	UCF	66 55
												288	A	Houston	63 46
												288	H	Houston	70 40
												288	N	Houston	64 39
												349	H	Mississippi Val.	87 47
LAST 12 Division I GAMES:															
		26 N South Fla.	69 78			143 A Temple	58 69								
		116 N Tulsa	71 53			5 A UConn	39 87								
		288 N Houston	64 39			274 H UCF	66 55								
		116 A Tulsa	52 55			143 H Temple	77 63								
		5 H UConn	47 94			255 A SMU	84 60								
		189 H Memphis	75 65			68 H East Carolina	63 67								

Non-Div I Games:

Tulane

■ Loss,
 ■ Non-Conf,
 ■ S Site,
 ■ H Home
 ■ A Away
 N Neutral

Average RPI Win:	212	WON-LOST	WINNING	LAST 10	STRENGTH OF	OPP. STRENGTH	TEAM	ADJ.	CONF.	ADJ CONF.
Average RPI Loss:	81	RECORD	PCT. RANK	GAMES	SCHEDULE	OF SCHEDULE	RPI	RPI	RPI	RPI
DIV. I ONLY	17- 13	122	7- 3	125	89	116	116	8	8	
DIV. I NON-CONF.	5- 6	178	0- 0	121	136	172	172	7	7	
TOTALS	RPI 1-25	RPI 26-50	W-L RECORDS	RPI 51-100	RPI 101-150	RPI 150+				
17- 13	0- 2	0- 3	OVERALL	2- 4	2- 1	13- 3				
9- 6	0- 1	0- 2	HOME	1- 1	1- 1	7- 1				
7- 6	0- 1	0- 1	AWAY	1- 2	0- 0	6- 2				
1- 1	0- 0	0- 0	NEUTRAL	0- 1	1- 0	0- 0				
5- 6	0- 0	0- 2	NON-CONFERENCE	0- 1	1- 1	4- 2				
2- 4	0- 0	0- 2	HOME	0- 0	0- 1	2- 1				
2- 2	0- 0	0- 0	AWAY	0- 1	0- 0	2- 1				
1- 0	0- 0	0- 0	NEUTRAL	0- 0	1- 0	0- 0				
12- 7	0- 2	0- 1	CONFERENCE	2- 3	1- 0	9- 1				
7- 2	0- 1	0- 0	HOME	1- 1	1- 0	5- 0				
5- 4	0- 1	0- 1	AWAY	1- 1	0- 0	4- 1				
0- 1	0- 0	0- 0	NEUTRAL	0- 1	0- 0	0- 0				

RPI	S	Opponent	Score	RPI	S	Opponent	Score	RPI	S	Opponent	Score	RPI	S	Opponent	Score	Team's RPI: 116
5	A	UConn	60 98	26	A	South Fla.	46 79	52	A	Tulane	34 73	123	H	UNI	66 69	
5	H	UConn	46 92	31	H	UALR	59 66	52	H	Tulane	55 52	125	N	Buffalo	87 77	
				42	H	Arkansas	53 64	52	N	Tulane	53 71	143	H	Temple	75 67	
								65	A	Miami (FL)	57 69	152	H	Saint Louis	58 63	
								68	A	East Carolina	74 63	154	A	Oral Roberts	71 73	
								68	H	East Carolina	68 77	184	H	Lamar	73 69	
												187	A	Texas Southern	67 64	
												189	A	Memphis	65 62	
												189	H	Memphis	79 69	
												255	A	SMU	72 59	
												255	H	SMU	74 58	
												256	A	Cincinnati	71 58	
												256	H	Cincinnati	74 52	
												274	A	UCF	70 76	
												274	H	UCF	70 61	
												282	A	Valparaiso	87 63	
												288	A	Houston	67 51	
												288	H	Houston	74 52	
												305	H	New Orleans	78 55	
LAST 12 Division I GAMES:																
		52 N Tulane	53 71			255 A SMU	72 59									
		256 A Cincinnati	71 58			143 H Temple	75 67									
		52 H Tulane	55 52			288 A Houston	67 51									
		189 A Memphis	65 62			274 H UCF	70 61									
		5 H UConn	46 92			255 H SMU	74 58									
		26 A South Fla.	46 79			68 A East Carolina	74 63									

Non-Div I Games:

Tulsa

■ Loss,
 ■ Non-Conf,
 ■ S Site,
 ■ Home
 ■ Away
 N Neutral

UAB				STRENGTH OF SCHEDULE	OPP. STRENGTH OF SCHEDULE	TEAM RPI	ADJ. RPI	CONF. RPI	ADJ CONF. RPI
Average RPI Win:	244	WON-LOST RECORD	WINNING PCT. RANK						
Average RPI Loss:	131		LAST 10 GAMES						
DIV. I ONLY	18- 13	119	6- 4	296	150	193	193	17	17
DIV. I NON-CONF.	6- 5	145	0- 0	344	184	267	267	18	18

TOTALS	RPI 1-25	RPI 26-50	W-L RECORDS	RPI 51-100	RPI 101-150	RPI 150+			
18- 13	0- 1	0- 1	OVERALL	2- 4	1- 2	15- 5			
12- 4	0- 0	0- 0	HOME	1- 3	0- 1	11- 0			
5- 9	0- 1	0- 1	AWAY	1- 1	1- 1	3- 5			
1- 0	0- 0	0- 0	NEUTRAL	0- 0	0- 0	1- 0			
6- 5	0- 1	0- 0	NON-CONFERENCE	0- 1	0- 0	6- 3			
4- 1	0- 0	0- 0	HOME	0- 1	0- 0	4- 0			
1- 4	0- 1	0- 0	AWAY	0- 0	0- 0	1- 3			
1- 0	0- 0	0- 0	NEUTRAL	0- 0	0- 0	1- 0			
12- 8	0- 0	0- 1	CONFERENCE	2- 3	1- 2	9- 2			
8- 3	0- 0	0- 0	HOME	1- 2	0- 1	7- 0			
4- 5	0- 0	0- 1	AWAY	1- 1	1- 1	2- 2			
0- 0	0- 0	0- 0	NEUTRAL	0- 0	0- 0	0- 0			

RPI 1-25				RPI 26-50				RPI 51-100				RPI 101+ Team's RPI: 193			
RPI	S	Opponent	Score	RPI	S	Opponent	Score	RPI	S	Opponent	Score	RPI	S	Opponent	Score
10	A	Florida St.	62 92	27	A	Western Ky.	51 59	66	A	Middle Tenn.	62 57	121	A	Old Dominion	46 58
								66	H	Middle Tenn.	68 76	122	A	Louisiana Tech	63 54
								80	A	Southern Miss.	39 44	122	H	Louisiana Tech	55 61
								80	H	Southern Miss.	66 80	155	A	Charlotte	60 52
								80	H	Southern Miss.	62 49	183	H	UTSA	73 57
								92	H	Richmond	65 71	190	A	Marshall	52 71
												205	A	Samford	41 70
												214	A	Arizona	44 49
												223	A	Fla. Atlantic	56 66
												223	H	Fla. Atlantic	59 56
												245	H	UTEP	67 52
												245	H	UTEP	63 52
												253	H	Lipscomb	72 54
												270	H	Rice	75 59
												272	A	Loyola Marymount	61 66
												275	N	UC Irvine	69 65
												297	A	Loyola Chicago	61 51
												316	H	Alcorn	57 43
												318	H	South Ala.	73 43
												331	H	North Texas	74 40
												335	A	FIU	68 45
												335	H	FIU	72 56
												336	H	Ark.-Pine Bluff	65 56
LAST 12 Division I GAMES:															
80	H	Southern Miss.	66 80	27	A	Western Ky.	51 59	270	H	Rice	75 59				
245	H	UTEP	63 52	331	H	North Texas	74 40	80	A	Southern Miss.	39 44				
335	H	FIU	72 56	122	A	Louisiana Tech	63 54	183	H	UTSA	73 57				
223	H	Fla. Atlantic	59 56												
66	A	Middle Tenn.	62 57												
190	A	Marshall	52 71												

Non-Div I Games:

UAB

■ Loss,
 ■ Non-Conf, S Site,
 ■ Home
 ■ Away
 N Neutral

U
A
L
RU
A
L
R

UALR

Page 330

Average RPI Win:	186	WON-LOST	WINNING	LAST 10	STRENGTH OF	OPP. STRENGTH	TEAM	ADJ.	CONF.	ADJ CONF.
Average RPI Loss:	131	RECORD	PCT. RANK	GAMES	SCHEDULE	OF SCHEDULE	RPI	RPI	RPI	RPI
DIV. I ONLY	14- 16	199	4- 6	79	140	151	151	16	16	
DIV. I NON-CONF.	4- 7	221	0- 0	39	99	151	151	14	14	
TOTALS	RPI 1-25	RPI 26-50	W-L RECORDS	RPI 51-100	RPI 101-150	RPI 150+				
14- 16	0- 3	0- 0	OVERALL	3- 4	4- 3	7- 6				
7- 6	0- 1	0- 0	HOME	2- 2	2- 1	3- 2				
4- 8	0- 2	0- 0	AWAY	1- 1	1- 2	2- 3				
3- 2	0- 0	0- 0	NEUTRAL	0- 1	1- 0	2- 1				
4- 7	0- 3	0- 0	NON-CONFERENCE	1- 1	1- 1	2- 2				
2- 3	0- 1	0- 0	HOME	1- 1	0- 1	1- 0				
1- 3	0- 2	0- 0	AWAY	0- 0	1- 0	0- 1				
1- 1	0- 0	0- 0	NEUTRAL	0- 0	0- 0	1- 1				
10- 9	0- 0	0- 0	CONFERENCE	2- 3	3- 2	5- 4				
5- 3	0- 0	0- 0	HOME	1- 1	2- 0	2- 2				
3- 5	0- 0	0- 0	AWAY	1- 1	0- 2	2- 2				
2- 1	0- 0	0- 0	NEUTRAL	0- 1	1- 0	1- 0				

RPI 1-25				RPI 26-50				RPI 51-100				RPI 101+ Team's RPI: 151			
RPI	S	Opponent	Score	RPI	S	Opponent	Score	RPI	S	Opponent	Score	RPI	S	Opponent	Score
5	H	UConn	43 102					60	H	St. Mary's (CA)	55 57	111	A	Long Beach St.	60 63
17	A	Arizona St.	51 72					61	H	Pacific	60 53	111	H	Long Beach St.	83 66
18	A	Stanford	59 71					70	A	Hawaii	60 62	111	N	Long Beach St.	70 67
								70	H	Hawaii	53 58	135	A	Sacramento St.	90 82
								81	A	CSUN	60 49	137	H	San Francisco	70 73
								81	H	CSUN	73 67	145	A	UC Riverside	56 61
								81	N	CSUN	47 61	145	H	UC Riverside	70 61
												159	A	Cal Poly	64 72
												159	H	Cal Poly	52 68
												211	A	Cal St. Fullerton	74 67
												211	H	Cal St. Fullerton	64 59
												224	N	Santa Clara	76 79
												229	A	San Jose St.	75 89
												254	N	Southern Utah	76 53
												275	A	UC Irvine	62 71
												275	H	UC Irvine	79 69
												275	N	UC Irvine	80 71
												328	H	Utah Valley	59 49
												330	A	UC Santa Barbara	60 54
												330	H	UC Santa Barbara	52 57
LAST 12 Division I GAMES:															
		81	N	CSUN	47	61				159	H	Cal Poly	52	68	
		111	N	Long Beach St.	70	67				70	A	Hawaii	60	62	
		275	N	UC Irvine	80	71				111	H	Long Beach St.	83	66	
		275	A	UC Irvine	62	71				211	A	Cal St. Fullerton	74	67	
		145	A	UC Riverside	56	61				275	H	UC Irvine	79	69	
		330	H	UC Santa Barbara	52	57				81	H	CSUN	73	67	

Non-Div I Games: Menlo

77 56

UC Davis

■ Loss,
 ■ Non-Conf,
 ■ S Site,
 ■ Home
 ■ Away
 N Neutral

Average RPI Win: 242	WON-LOST	WINNING	LAST 10	STRENGTH OF	OPP. STRENGTH	TEAM	ADJ.	CONF.	ADJ CONF.
Average RPI Loss: 144	RECORD	PCT. RANK	GAMES	SCHEDULE	OF SCHEDULE	RPI	RPI	RPI	RPI
DIV. I ONLY	7- 24	304	4- 6	140	235	275	275	16	16
DIV. I NON-CONF.	2- 12	316	0- 0	138	321	288	288	14	14
TOTALS	RPI 1-25	RPI 26-50	W-L RECORDS	RPI 51-100	RPI 101-150	RPI 150+			
7- 24	0- 0	0- 0	OVERALL	0- 8	1- 6	6- 10			
4- 8	0- 0	0- 0	HOME	0- 3	1- 2	3- 3			
2- 12	0- 0	0- 0	AWAY	0- 4	0- 4	2- 4			
1- 4	0- 0	0- 0	NEUTRAL	0- 1	0- 0	1- 3			
2- 12	0- 0	0- 0	NON-CONFERENCE	0- 4	0- 3	2- 5			
0- 4	0- 0	0- 0	HOME	0- 1	0- 1	0- 2			
1- 5	0- 0	0- 0	AWAY	0- 2	0- 2	1- 1			
1- 3	0- 0	0- 0	NEUTRAL	0- 1	0- 0	1- 2			
5- 12	0- 0	0- 0	CONFERENCE	0- 4	1- 3	4- 5			
4- 4	0- 0	0- 0	HOME	0- 2	1- 1	3- 1			
1- 7	0- 0	0- 0	AWAY	0- 2	0- 2	1- 3			
0- 1	0- 0	0- 0	NEUTRAL	0- 0	0- 0	0- 1			

RPI 1-25			RPI 26-50			RPI 51-100			RPI 101+			Team's RPI: 275			
RPI	S	Opponent	Score	RPI	S	Opponent	Score	RPI	S	Opponent	Score	RPI	S	Opponent	Score
								56	H	San Diego	64 87	111	A	Long Beach St.	40 57
								70	A	Hawaii	37 75	111	H	Long Beach St.	46 62
								70	H	Hawaii	50 85	133	A	Purdue	44 69
								71	A	TCU	56 78	140	A	Bakersfield	70 80
								73	A	South Dakota	52 96	140	H	Bakersfield	65 68
								81	A	CSUN	60 82	145	A	UC Riverside	58 71
								81	H	CSUN	63 72	145	H	UC Riverside	76 72
								83	N	Wright St.	42 80	151	A	UC Davis	69 79
												151	H	UC Davis	71 62
												151	N	UC Davis	71 80
												159	A	Cal Poly	58 74
												159	H	Cal Poly	84 75
												193	N	UAB	65 69
												211	A	Cal St. Fullerton	54 66
												211	H	Cal St. Fullerton	51 62
												229	H	San Jose St.	65 91
												230	H	Pepperdine	53 76
												267	A	Northern Ariz.	35 66
												273	A	Grand Canyon	54 53
												293	N	Bowling Green	54 62
												309	N	Denver	63 55
												330	A	UC Santa Barbara	61 58
												330	H	UC Santa Barbara	58 46
LAST 12 Division I GAMES:															
				151	N	UC Davis	71 80	70	A	Hawaii	37 75				
				151	H	UC Davis	71 62	145	H	UC Riverside	76 72				
				211	A	Cal St. Fullerton	54 66	151	A	UC Davis	69 79				
				159	H	Cal Poly	84 75	111	H	Long Beach St.	46 62				
				330	H	UC Santa Barbara	58 46	159	A	Cal Poly	58 74				
				81	A	CSUN	60 82	330	A	UC Santa Barbara	61 58				

Non-Div I Games: Concordia Irvine 78 72

UC Irvine

■ Loss,
 ■ Non-Conf,
 ■ S Site,
 ■ Home
 ■ A Away
 N Neutral

UC Riverside

Through Games Of March 13, 2015

Average RPI Win:	208	WON-LOST	WINNING	LAST 10	STRENGTH OF	OPP. STRENGTH	TEAM	ADJ.	CONF.	ADJ CONF.
Average RPI Loss:	123	RECORD	PCT. RANK	GAMES	SCHEDULE	OF SCHEDULE	RPI	RPI	RPI	RPI
DIV. I ONLY	17- 14	147	4- 6	189	145	145	145	16	16	
DIV. I NON-CONF.	9- 5	102	0- 0	148	186	88	88	14	14	
TOTALS	RPI 1-25	RPI 26-50	W-L RECORDS	RPI 51-100	RPI 101-150	RPI 150+				
17- 14	0- 0	0- 1	OVERALL	2- 6	3- 2	12- 5				
11- 3	0- 0	0- 1	HOME	0- 2	2- 0	9- 0				
4- 11	0- 0	0- 0	AWAY	2- 4	0- 2	2- 5				
2- 0	0- 0	0- 0	NEUTRAL	0- 0	1- 0	1- 0				
9- 5	0- 0	0- 1	NON-CONFERENCE	1- 3	2- 1	6- 0				
5- 1	0- 0	0- 1	HOME	0- 0	1- 0	4- 0				
2- 4	0- 0	0- 0	AWAY	1- 3	0- 1	1- 0				
2- 0	0- 0	0- 0	NEUTRAL	0- 0	1- 0	1- 0				
8- 9	0- 0	0- 0	CONFERENCE	1- 3	1- 1	6- 5				
6- 2	0- 0	0- 0	HOME	0- 2	1- 0	5- 0				
2- 7	0- 0	0- 0	AWAY	1- 1	0- 1	1- 5				
0- 0	0- 0	0- 0	NEUTRAL	0- 0	0- 0	0- 0				

RPI S	Opponent	Score	RPI S	Opponent	Score	RPI S	Opponent	Score	RPI S	Opponent	Score	Team's RPI: 145
33	H Washington	71 74	55	A Fresno St.	61 73	111	A Long Beach St.	66 76				
			57	A Iowa St.	54 71	111	H Long Beach St.	80 74				
			70	A Hawaii	58 69	124	N Stephen F. Austin	90 62				
			70	H Hawaii	69 72	137	H San Francisco	66 53				
			81	A CSUN	68 56	140	A Bakersfield	65 66				
			81	H CSUN	70 88	151	A UC Davis	61 70				
			93	A UCLA	43 57	151	H UC Davis	61 56				
			96	A New Mexico	70 62	159	A Cal Poly	68 70				
						159	H Cal Poly	82 78				
						211	A Cal St. Fullerton	49 58				
						211	A Cal St. Fullerton	59 71				
						211	H Cal St. Fullerton	77 69				
						224	H Santa Clara	80 69				
						228	H San Diego St.	64 54				
						229	H San Jose St.	100 80				
						232	N Brown	79 65				
						272	A Loyola Marymount	81 55				
						275	A UC Irvine	72 76				
						275	H UC Irvine	71 58				
						330	A UC Santa Barbara	71 65				
						330	H UC Santa Barbara	89 74				
						342	H UMKC	81 38				
LAST 12 Division I GAMES:												
211	A Cal St. Fullerton	59 71	275	A UC Irvine	72 76							
111	A Long Beach St.	66 76	70	H Hawaii	69 72							
151	H UC Davis	61 56	111	H Long Beach St.	80 74							
81	H CSUN	70 88	211	H Cal St. Fullerton	77 69							
159	A Cal Poly	68 70	81	A CSUN	68 56							
330	A UC Santa Barbara	71 65	159	H Cal Poly	82 78							

Non-Div I Games:

UC Riverside

■ Loss,
 ■ Non-Conf,
 ■ S Site,
 ■ H Home
 ■ A Away
 N Neutral

Average RPI Win:	181	WON-LOST	WINNING	LAST 10	STRENGTH OF	OPP. STRENGTH	TEAM	ADJ.	CONF.	ADJ CONF.
Average RPI Loss:	162	RECORD	PCT. RANK	GAMES	SCHEDULE	OF SCHEDULE	RPI	RPI	RPI	RPI
DIV. I ONLY	2- 27	346	2- 8	192	137	330	330	16	16	
DIV. I NON-CONF.	0- 13	339	0- 0	263	156	344	344	14	14	
TOTALS	RPI 1-25	RPI 26-50	W-L RECORDS	RPI 51-100	RPI 101-150	RPI 150+				
2- 27	0- 1	0- 0	OVERALL	0- 7	0- 5	2- 14				
1- 13	0- 0	0- 0	HOME	0- 5	0- 2	1- 6				
1- 14	0- 1	0- 0	AWAY	0- 2	0- 3	1- 8				
0- 0	0- 0	0- 0	NEUTRAL	0- 0	0- 0	0- 0				
0- 13	0- 1	0- 0	NON-CONFERENCE	0- 3	0- 1	0- 8				
0- 6	0- 0	0- 0	HOME	0- 3	0- 0	0- 3				
0- 7	0- 1	0- 0	AWAY	0- 0	0- 1	0- 5				
0- 0	0- 0	0- 0	NEUTRAL	0- 0	0- 0	0- 0				
2- 14	0- 0	0- 0	CONFERENCE	0- 4	0- 4	2- 6				
1- 7	0- 0	0- 0	HOME	0- 2	0- 2	1- 3				
1- 7	0- 0	0- 0	AWAY	0- 2	0- 2	1- 3				
0- 0	0- 0	0- 0	NEUTRAL	0- 0	0- 0	0- 0				

RPI 1-25				RPI 26-50				RPI 51-100				RPI 101+				Team's RPI: 330	
RPI	S	Opponent	Score	RPI	S	Opponent	Score	RPI	S	Opponent	Score	RPI	S	Opponent	Score		
18	A	Stanford	34 90					58	H	LSU	45 78	111	A	Long Beach St.	38 68		
								69	H	Washington St.	55 81	111	H	Long Beach St.	44 81		
								70	A	Hawaii	43 60	140	A	Bakersfield	64 74		
								70	H	Hawaii	36 60	145	A	UC Riverside	74 89		
								81	A	CSUN	48 84	145	H	UC Riverside	65 71		
								81	H	CSUN	21 60	151	A	UC Davis	57 52		
								99	H	Army	39 61	151	H	UC Davis	54 60		
												159	A	Cal Poly	63 84		
												159	H	Cal Poly	41 56		
												196	H	Idaho	44 47		
												211	A	Cal St. Fullerton	50 54		
												211	H	Cal St. Fullerton	48 39		
												214	A	Arizona	34 61		
												224	H	Santa Clara	33 47		
												228	A	San Diego St.	58 64		
												230	H	Pepperdine	44 66		
												267	A	Northern Ariz.	49 67		
												275	A	UC Irvine	46 58		
												275	H	UC Irvine	58 61		
												287	A	Nevada	58 71		
												298	A	Seattle	46 66		
LAST 12 Division I GAMES:																	
				159	A	Cal Poly	63 84					81	H	CSUN	21 60		
				70	H	Hawaii	36 60					111	A	Long Beach St.	38 68		
				151	A	UC Davis	57 52					70	A	Hawaii	43 60		
				275	A	UC Irvine	46 58					151	H	UC Davis	54 60		
				211	H	Cal St. Fullerton	48 39					275	H	UC Irvine	58 61		
				145	H	UC Riverside	65 71					211	A	Cal St. Fullerton	50 54		

Non-Div I Games:

UC Santa Barbara

■ Loss,
 ■ Non-Conf,
 ■ S Site,
 ■ H Home
 ■ A Away
 N Neutral

Average RPI Win:	234	WON-LOST	WINNING	LAST 10	STRENGTH OF	OPP. STRENGTH	TEAM	ADJ.	CONF.	ADJ CONF.
Average RPI Loss:	133	RECORD	PCT. RANK	GAMES	SCHEDULE	OF SCHEDULE	RPI	RPI	RPI	RPI
DIV. I ONLY	9- 21	277	2- 8	232	91	274	274	8	8	
DIV. I NON-CONF.	4- 7	221	0- 0	212	172	265	265	7	7	
TOTALS	RPI 1-25	RPI 26-50	W-L RECORDS	RPI 51-100	RPI 101-150	RPI 150+				
9- 21	0- 1	0- 2	OVERALL	0- 7	1- 3	8- 8				
7- 8	0- 1	0- 1	HOME	0- 3	1- 1	6- 2				
2- 12	0- 0	0- 1	AWAY	0- 4	0- 2	2- 5				
0- 1	0- 0	0- 0	NEUTRAL	0- 0	0- 0	0- 1				
4- 7	0- 0	0- 0	NON-CONFERENCE	0- 4	0- 0	4- 3				
4- 2	0- 0	0- 0	HOME	0- 2	0- 0	4- 0				
0- 5	0- 0	0- 0	AWAY	0- 2	0- 0	0- 3				
0- 0	0- 0	0- 0	NEUTRAL	0- 0	0- 0	0- 0				
5- 14	0- 1	0- 2	CONFERENCE	0- 3	1- 3	4- 5				
3- 6	0- 1	0- 1	HOME	0- 1	1- 1	2- 2				
2- 7	0- 0	0- 1	AWAY	0- 2	0- 2	2- 2				
0- 1	0- 0	0- 0	NEUTRAL	0- 0	0- 0	0- 1				

RPI	S	Opponent	Score	RPI	S	Opponent	Score	RPI	S	Opponent	Score	RPI	S	Opponent	Score	Team's RPI: 274
5	H	UConn	45 100	26	A	South Fla.	68 91	52	A	Tulane	55 66	116	A	Tulsa	61 70	
				26	H	South Fla.	71 99	52	H	Tulane	70 71	116	H	Tulsa	76 70	
								54	H	Stetson	49 67	143	A	Temple	57 72	
								66	A	Middle Tenn.	57 79	143	H	Temple	54 71	
								68	A	East Carolina	57 67	189	A	Memphis	49 65	
								85	A	St. John's (NY)	48 62	189	H	Memphis	66 70	
								89	H	Akron	64 73	197	A	Massachusetts	62 67	
												198	A	Iona	67 75	
												201	H	Jacksonville	71 59	
												223	H	Fla. Atlantic	94 74	
												236	H	Oakland	98 65	
												239	H	North Florida	60 56	
												255	A	SMU	61 57	
												255	H	SMU	60 70	
												256	A	Cincinnati	54 70	
												256	H	Cincinnati	66 51	
												256	N	Cincinnati	66 76	
												288	A	Houston	64 50	
												288	H	Houston	59 38	
												335	A	FIU	57 66	
LAST 12 Division I GAMES:																
256	N	Cincinnati	66 76	52	A	Tulane	55 66									
68	A	East Carolina	57 67	255	H	SMU	60 70									
26	H	South Fla.	71 99	26	A	South Fla.	68 91									
288	H	Houston	59 38	116	A	Tulsa	61 70									
189	A	Memphis	49 65	143	H	Temple	54 71									
256	H	Cincinnati	66 51	255	A	SMU	61 57									

Non-Div I Games:

UCF

Average RPI Win:	163	WON-LOST	WINNING	LAST 10	STRENGTH OF	OPP. STRENGTH	TEAM	ADJ.	CONF.	ADJ CONF.
Average RPI Loss:	40	RECORD	PCT. RANK	GAMES	SCHEDULE	OF SCHEDULE	RPI	RPI	RPI	RPI
DIV. I ONLY	13- 18	229	5- 5	15	12	93	93	5	5	
DIV. I NON-CONF.	4- 7	221	0- 0	4	5	96	96	5	5	
TOTALS	RPI 1-25	RPI 26-50	W-L RECORDS	RPI 51-100	RPI 101-150	RPI 150+				
13- 18	0- 12	0- 3	OVERALL	3- 1	4- 0	6- 2				
7- 8	0- 6	0- 1	HOME	1- 0	3- 0	3- 1				
4- 7	0- 4	0- 2	AWAY	2- 0	1- 0	1- 1				
2- 3	0- 2	0- 0	NEUTRAL	0- 1	0- 0	2- 0				
4- 7	0- 4	0- 2	NON-CONFERENCE	0- 1	2- 0	2- 0				
3- 3	0- 2	0- 1	HOME	0- 0	2- 0	1- 0				
0- 2	0- 1	0- 1	AWAY	0- 0	0- 0	0- 0				
1- 2	0- 1	0- 0	NEUTRAL	0- 1	0- 0	1- 0				
9- 11	0- 8	0- 1	CONFERENCE	3- 0	2- 0	4- 2				
4- 5	0- 4	0- 0	HOME	1- 0	1- 0	2- 1				
4- 5	0- 3	0- 1	AWAY	2- 0	1- 0	1- 1				
1- 1	0- 1	0- 0	NEUTRAL	0- 0	0- 0	1- 0				

RPI 1-25				RPI 26-50				RPI 51-100				Team's RPI: 93	RPI 101+				
RPI	S	Opponent	Score	RPI	S	Opponent	Score	RPI	S	Opponent	Score		RPI	S	Opponent	Score	
1	H	Notre Dame	67 82	30	A	James Madison	87 91	65	N	Miami (FL)	67 74		102	A	Colorado	90 84	
5	N	UConn	50 86	33	A	Washington	61 74	69	A	Washington St.	74 69		102	H	Colorado	72 65	
16	A	North Carolina	68 84	36	H	Nebraska	66 71	98	A	Southern California	59 52		135	H	Sacramento St.	92 83	
17	H	Arizona St.	56 68					98	H	Southern California	71 60		145	H	UC Riverside	57 43	
18	A	Stanford	50 68										180	A	Oregon	65 67	
18	H	Stanford	70 79										180	H	Oregon	46 62	
18	N	Stanford	62 67										205	N	Samford	71 52	
19	A	Oregon St.	64 82										214	H	Arizona	75 41	
19	H	Oregon St.	47 65										214	N	Arizona	80 62	
21	H	Texas	65 75										238	A	Utah	49 46	
24	A	California	64 70										238	H	Utah	58 45	
24	H	California	57 72										256	H	Cincinnati	66 58	
LAST 12 Division I GAMES:																	
		18	N	Stanford			62		67	18	A	Stanford			50		68
		214	N	Arizona			80		62	24	A	California			64		70
		33	A	Washington			61		74	238	H	Utah			58		45
		69	A	Washington St.			74		69	102	H	Colorado			72		65
		214	H	Arizona			75		41	19	A	Oregon St.			64		82
		17	H	Arizona St.			56		68	180	A	Oregon			65		67

Non-Div I Games:

UCLA

■ Loss,
■ Non-Conf,
■ S Site,
■ H Home
■ A Away
N Neutral

Average RPI Win: 124	WON-LOST	WINNING	LAST 10	STRENGTH OF	OPP. STRENGTH	TEAM	ADJ.	CONF.	ADJ CONF.
Average RPI Loss: 18	RECORD	PCT. RANK	GAMES	SCHEDULE	OF SCHEDULE	RPI	RPI	RPI	RPI
DIV. I ONLY	32- 1	2	10- 0	28	55	5	5	8	8
DIV. I NON-CONF.	11- 1	11	1- 0	6	1	1	1	7	7
TOTALS	RPI 1-25	RPI 26-50	W-L RECORDS	RPI 51-100	RPI 101-150	RPI 150+			
32- 1	4- 1	4- 0	OVERALL	9- 0	4- 0	11- 0			
13- 0	2- 0	2- 0	HOME	3- 0	2- 0	4- 0			
11- 1	1- 1	1- 0	AWAY	2- 0	2- 0	5- 0			
8- 0	1- 0	1- 0	NEUTRAL	4- 0	0- 0	2- 0			
11- 1	4- 1	1- 0	NON-CONFERENCE	4- 0	0- 0	2- 0			
4- 0	2- 0	1- 0	HOME	1- 0	0- 0	0- 0			
2- 1	1- 1	0- 0	AWAY	0- 0	0- 0	1- 0			
5- 0	1- 0	0- 0	NEUTRAL	3- 0	0- 0	1- 0			
21- 0	0- 0	3- 0	CONFERENCE	5- 0	4- 0	9- 0			
9- 0	0- 0	1- 0	HOME	2- 0	2- 0	4- 0			
9- 0	0- 0	1- 0	AWAY	2- 0	2- 0	4- 0			
3- 0	0- 0	1- 0	NEUTRAL	1- 0	0- 0	1- 0			

RPI	S	Opponent	Score	RPI	S	Opponent	Score	RPI	S	Opponent	Score	RPI	S	Opponent	Score
1	A	Notre Dame	76 58	26	A	South Fla.	88 65	52	A	Tulane	94 47	116	A	Tulsa	92 46
3	H	South Carolina	87 62	26	H	South Fla.	92 50	52	H	Tulane	87 39	116	H	Tulsa	98 60
14	H	Duke	83 52	26	N	South Fla.	84 70	62	N	Vanderbilt	91 52	143	A	Temple	83 49
18	A	Stanford	86 88	37	H	DePaul	98 64	68	A	East Carolina	89 38	143	H	Temple	92 58
23	N	Green Bay	89 53					68	H	East Carolina	87 32	151	A	UC Davis	102 43
								68	N	East Carolina	106 56	189	A	Memphis	80 34
								85	N	St. John's (NY)	70 54	189	H	Memphis	87 24
								88	H	Creighton	96 60	255	A	SMU	87 28
								93	N	UCLA	86 50	255	H	SMU	96 45
												256	A	Cincinnati	96 31
												256	H	Cincinnati	96 36
												256	N	Cincinnati	93 34
												274	A	UCF	100 45
												285	N	Col. of Charleston	85 24
												288	H	Houston	85 26
LAST 12 Division I GAMES:															
		26	N	South Fla.	84	70			116	A	Tulsa	92	46		
		68	N	East Carolina	106	56			288	H	Houston	85	26		
		256	N	Cincinnati	93	34			52	H	Tulane	87	39		
		26	A	South Fla.	88	65			3	H	South Carolina	87	62		
		189	H	Memphis	87	24			189	A	Memphis	80	34		
		52	A	Tulane	94	47			256	H	Cincinnati	96	36		

Non-Div I Games:

UConn

■ Loss,
 ■ Non-Conf, S Site,
 ■ Home
 ■ Away
 N Neutral

Average RPI Win:	274	WON-LOST	WINNING	LAST 10	STRENGTH OF	OPP. STRENGTH	TEAM	ADJ.	CONF.	ADJ CONF.
Average RPI Loss:	159	RECORD	PCT. RANK	GAMES	SCHEDULE	OF SCHEDULE	RPI	RPI	RPI	RPI
DIV. I ONLY	11- 19	251	5- 5	239	273	257	257	23	23	
DIV. I NON-CONF.	4- 8	234	0- 0	296	327	285	285	23	23	
TOTALS	RPI 1-25	RPI 26-50	W-L RECORDS	RPI 51-100	RPI 101-150	RPI 150+				
11- 19	0- 0	0- 1	OVERALL	0- 6	1- 1	10- 11				
6- 7	0- 0	0- 0	HOME	0- 2	1- 0	5- 5				
4- 11	0- 0	0- 1	AWAY	0- 3	0- 1	4- 6				
1- 1	0- 0	0- 0	NEUTRAL	0- 1	0- 0	1- 0				
4- 8	0- 0	0- 1	NON-CONFERENCE	0- 1	0- 0	4- 6				
2- 3	0- 0	0- 0	HOME	0- 0	0- 0	2- 3				
2- 5	0- 0	0- 1	AWAY	0- 1	0- 0	2- 3				
0- 0	0- 0	0- 0	NEUTRAL	0- 0	0- 0	0- 0				
7- 11	0- 0	0- 0	CONFERENCE	0- 5	1- 1	6- 5				
4- 4	0- 0	0- 0	HOME	0- 2	1- 0	3- 2				
2- 6	0- 0	0- 0	AWAY	0- 2	0- 1	2- 3				
1- 1	0- 0	0- 0	NEUTRAL	0- 1	0- 0	1- 0				

RPI 1-25			RPI 26-50			RPI 51-100			RPI 101+			Team's RPI: 257			
RPI	S	Opponent	Score	RPI	S	Opponent	Score	RPI	S	Opponent	Score				
				50	A	American	51 77	51	A	Penn	63 69	144	A	Hartford	63 70
								77	A	Albany (NY)	68 84	144	H	Hartford	53 51
								77	H	Albany (NY)	62 72	161	A	Bucknell	41 85
								77	N	Albany (NY)	37 66	181	H	Robert Morris	60 84
								95	A	Maine	41 61	185	A	La Salle	62 65
								95	H	Maine	42 56	192	A	Stony Brook	41 74
												192	H	Stony Brook	50 66
												192	N	Stony Brook	49 47
												208	A	New Hampshire	45 67
												208	H	New Hampshire	69 55
												218	A	UMass Lowell	62 75
												218	H	UMass Lowell	78 84
												237	H	Towson	54 59
												277	A	Rider	55 67
												284	H	Loyola Maryland	81 58
												290	A	Columbia	76 66
												291	H	Morgan St.	46 54
												304	A	Vermont	68 61
												304	H	Vermont	71 64
												306	A	UMES	87 78
												324	A	Binghamton	71 55
												324	H	Binghamton	73 50
												337	H	Coppin St.	78 65
LAST 12 Division I GAMES:															
				77	N	Albany (NY)	37 66	304	H	Vermont	71 64				
				192	N	Stony Brook	49 47	192	A	Stony Brook	41 74				
				324	H	Binghamton	73 50	208	H	New Hampshire	69 55				
				95	A	Maine	41 61	218	H	UMass Lowell	78 84				
				144	H	Hartford	53 51	324	A	Binghamton	71 55				
				77	A	Albany (NY)	68 84	95	H	Maine	42 56				

Non-Div I Games: Eastern 93 68

UMBC

Loss, Non-Conf, S Site, H Home A Away N Neutral

UMES				STRENGTH OF SCHEDULE	OPP. STRENGTH OF SCHEDULE	TEAM RPI	ADJ. RPI	CONF. RPI	ADJ CONF. RPI
Average RPI Win:	276	WON-LOST RECORD	WINNING PCT. RANK						
Average RPI Loss:	241		LAST 10 GAMES						
DIV. I ONLY	13- 16	211	7- 3	347	337	306	306	31	31
DIV. I NON-CONF.	2- 8	294	0- 1	326	255	343	343	29	29

TOTALS	RPI 1-25	RPI 26-50	W-L RECORDS	RPI 51-100	RPI 101-150	RPI 150+			
13- 16	0- 0	0- 1	OVERALL	0- 0	2- 2	11- 13			
8- 5	0- 0	0- 1	HOME	0- 0	1- 1	7- 3			
2- 11	0- 0	0- 0	AWAY	0- 0	0- 1	2- 10			
3- 0	0- 0	0- 0	NEUTRAL	0- 0	1- 0	2- 0			
2- 8	0- 0	0- 1	NON-CONFERENCE	0- 0	0- 1	2- 6			
2- 3	0- 0	0- 1	HOME	0- 0	0- 1	2- 1			
0- 5	0- 0	0- 0	AWAY	0- 0	0- 0	0- 5			
0- 0	0- 0	0- 0	NEUTRAL	0- 0	0- 0	0- 0			
11- 8	0- 0	0- 0	CONFERENCE	0- 0	2- 1	9- 7			
6- 2	0- 0	0- 0	HOME	0- 0	1- 0	5- 2			
2- 6	0- 0	0- 0	AWAY	0- 0	0- 1	2- 5			
3- 0	0- 0	0- 0	NEUTRAL	0- 0	1- 0	2- 0			

RPI 1-25			RPI 26-50			RPI 51-100			RPI 101+ Team's RPI: 306		
RPI	S	Opponent	Score	RPI	S	Opponent	Score	RPI	S	Opponent	Score
				50	H	American	52 64				
LAST 12 Division I GAMES:											
				271	N	Norfolk St.	69 64				
				115	N	Hampton	52 50				
				339	N	N.C. Central	67 47				
				291	H	Morgan St.	50 65				
				347	A	Delaware St.	68 61				
				294	A	NJIT	41 70				
				283	A	South Carolina St.	58 69				
				341	H	Howard	61 54				
				347	H	Delaware St.	96 59				
				271	A	Norfolk St.	60 50				
				115	A	Hampton	43 71				
				341	A	Howard	90 92				
				341	H	Howard	61 54				
				337	H	Coppin St.	66 58				
				338	A	Florida A&M	54 64				
				339	H	N.C. Central	71 61				
				339	N	N.C. Central	67 47				
				341	A	Howard	90 92				
				341	H	Howard	61 54				

Non-Div I Games: Cheyney 63 38

UMES

■ Loss,
 ■ Non-Conf,
 ■ S Site,
 ■ H Home
 ■ A Away
 N Neutral

RPI	S	Opponent	Score	
347	A	Delaware St.	68	61
347	H	Delaware St.	96	59

U
M
E
S

U
M
E
S

UMES

Average RPI Win:	327	WON-LOST	WINNING	LAST 10	STRENGTH OF	OPP. STRENGTH	TEAM	ADJ.	CONF.	ADJ CONF.
Average RPI Loss:	218	RECORD	PCT. RANK	GAMES	SCHEDULE	OF SCHEDULE	RPI	RPI	RPI	RPI
DIV. I ONLY	6- 22	308	3- 7	340	327	342	342	30	30	
DIV. I NON-CONF.	2- 11	314	0- 0	340	340	347	347	30	30	
TOTALS	RPI 1-25	RPI 26-50	W-L RECORDS	RPI 51-100	RPI 101-150	RPI 150+				
6- 22	0- 0	0- 0	OVERALL	0- 1	0- 5	6- 16				
4- 9	0- 0	0- 0	HOME	0- 0	0- 2	4- 7				
2- 12	0- 0	0- 0	AWAY	0- 1	0- 3	2- 8				
0- 1	0- 0	0- 0	NEUTRAL	0- 0	0- 0	0- 1				
2- 11	0- 0	0- 0	NON-CONFERENCE	0- 1	0- 1	2- 9				
1- 5	0- 0	0- 0	HOME	0- 0	0- 0	1- 5				
1- 6	0- 0	0- 0	AWAY	0- 1	0- 1	1- 4				
0- 0	0- 0	0- 0	NEUTRAL	0- 0	0- 0	0- 0				
4- 11	0- 0	0- 0	CONFERENCE	0- 0	0- 4	4- 7				
3- 4	0- 0	0- 0	HOME	0- 0	0- 2	3- 2				
1- 6	0- 0	0- 0	AWAY	0- 0	0- 2	1- 4				
0- 1	0- 0	0- 0	NEUTRAL	0- 0	0- 0	0- 1				

RPI 1-25			RPI 26-50			RPI 51-100			RPI 101+			Team's RPI: 342
RPI	S	Opponent	Score	RPI	S	Opponent	Score	RPI	S	Opponent	Score	
						64 A Kansas St.	36 65			131 A New Mexico St.	59 78	
										131 H New Mexico St.	48 60	
										140 A Bakersfield	67 70	
										140 H Bakersfield	76 78	
										145 A UC Riverside	38 81	
										173 H SIUE	58 74	
										175 A Tex.-Pan American	51 69	
										175 H Tex.-Pan American	82 84	
										175 N Tex.-Pan American	50 61	
										211 A Cal St. Fullerton	52 72	
										233 A Western Ill.	48 71	
										239 A North Florida	62 63	
										252 H Abilene Christian	55 80	
										273 A Grand Canyon	42 57	
										273 H Grand Canyon	59 65	
										281 H Milwaukee	60 72	
										298 A Seattle	46 60	
										298 H Seattle	62 61	
										303 A Eastern Ill.	69 53	
										309 A Denver	66 74	
										317 H Southeast Mo. St.	50 65	
										328 A Utah Valley	51 61	
										328 H Utah Valley	61 58	
										331 H North Texas	47 65	
										343 A Chicago St.	65 59	
										343 H Chicago St.	77 46	
LAST 12 Division I GAMES:												
						175 N Tex.-Pan American	50 61			343 H Chicago St.	77 46	
						175 H Tex.-Pan American	82 84			131 A New Mexico St.	59 78	
						273 A Grand Canyon	42 57			175 A Tex.-Pan American	51 69	
						328 A Utah Valley	51 61			328 H Utah Valley	61 58	
						140 H Bakersfield	76 78			273 H Grand Canyon	59 65	
						298 H Seattle	62 61			298 A Seattle	46 60	

Non-Div I Games: Rockhurst 60 65 William Jewell 51 59

UMKC

Loss, Non-Conf, S Site, H Home A Away N Neutral

RPI S Opponent Score

RPI	S	Opponent	Score
349	H	Mississippi Val.	62 46

U
M
K
C

U
M
K
C

UMKC

Average RPI Win: 247	WON-LOST	WINNING	LAST 10	STRENGTH OF	OPP. STRENGTH	TEAM	ADJ.	CONF.	ADJ CONF.
Average RPI Loss: 145	RECORD	PCT. RANK	GAMES	SCHEDULE	OF SCHEDULE	RPI	RPI	RPI	RPI
DIV. I ONLY	13- 15	204	7- 3	198	223	218	218	23	23
DIV. I NON-CONF.	6- 6	158	1- 0	157	185	182	182	23	23
TOTALS	RPI 1-25	RPI 26-50	W-L RECORDS	RPI 51-100	RPI 101-150	RPI 150+			
13- 15	0- 2	0- 0	OVERALL	0- 4	2- 2	11- 7			
9- 6	0- 0	0- 0	HOME	0- 2	1- 2	8- 2			
4- 9	0- 1	0- 0	AWAY	0- 2	1- 0	3- 5			
0- 0	0- 0	0- 0	NEUTRAL	0- 0	0- 0	0- 0			
6- 6	0- 2	0- 0	NON-CONFERENCE	0- 0	1- 1	5- 3			
5- 2	0- 0	0- 0	HOME	0- 0	1- 1	4- 1			
1- 4	0- 2	0- 0	AWAY	0- 0	0- 0	1- 2			
0- 0	0- 0	0- 0	NEUTRAL	0- 0	0- 0	0- 0			
7- 9	0- 0	0- 0	CONFERENCE	0- 4	1- 1	6- 4			
4- 4	0- 0	0- 0	HOME	0- 2	0- 1	4- 1			
3- 5	0- 0	0- 0	AWAY	0- 2	1- 0	2- 3			
0- 0	0- 0	0- 0	NEUTRAL	0- 0	0- 0	0- 0			

RPI 1-25				RPI 26-50				RPI 51-100				RPI 101+ Team's RPI: 218			
RPI	S	Opponent	Score	RPI	S	Opponent	Score	RPI	S	Opponent	Score	RPI	S	Opponent	Score
1	A	Notre Dame	51 105					77	A	Albany (NY)	57 93	127	H	Yale	80 72
14	A	Duke	48 95					77	H	Albany (NY)	50 78	134	H	Rhode Island	66 75
								95	A	Maine	54 68	144	A	Hartford	65 62
								95	H	Maine	46 74	144	H	Hartford	56 67
												156	H	Bryant	86 85
												165	H	Central Conn. St.	58 81
												188	A	Holy Cross	63 78
												192	A	Stony Brook	36 62
												192	H	Stony Brook	60 64
												208	A	New Hampshire	51 58
												208	H	New Hampshire	70 65
												249	H	St. Francis Brooklyn	64 62
												257	A	UMBC	84 78
												257	H	UMBC	75 62
												269	A	Providence	54 66
												290	A	Columbia	69 59
												294	H	NJIT	60 51
												302	H	Fairleigh Dickinson	78 67
												304	A	Vermont	72 64
												304	H	Vermont	72 63
												324	A	Binghamton	64 65
												324	H	Binghamton	66 49
LAST 12 Division I GAMES:															
294	H	NJIT	60 51	77	A	Albany (NY)	57 93								
304	A	Vermont	72 64	257	A	UMBC	84 78								
208	H	New Hampshire	70 65	324	H	Binghamton	66 49								
192	A	Stony Brook	36 62	304	H	Vermont	72 63								
144	A	Hartford	65 62	192	H	Stony Brook	60 64								
95	H	Maine	46 74	208	A	New Hampshire	51 58								

Non-Div I Games: Mount Ida 93 41

UMass Lowell

■ Loss,
 ■ Non-Conf,
 ■ S Site,
 ■ Home
 ■ A Away
 N Neutral

UNC Asheville

Through Games Of March 13, 2015

Average RPI Win:	320	WON-LOST	WINNING	LAST 10	STRENGTH OF	OPP. STRENGTH	TEAM	ADJ.	CONF.	ADJ CONF.
Average RPI Loss:	191	RECORD	PCT. RANK	GAMES	SCHEDULE	OF SCHEDULE	RPI	RPI	RPI	RPI
DIV. I ONLY	8- 22	291	3- 7	281	339	306	306	28	28	
DIV. I NON-CONF.	0- 8	339	0- 0	253	316	346	346	32	32	
TOTALS	RPI 1-25	RPI 26-50	W-L RECORDS	RPI 51-100	RPI 101-150	RPI 150+				
8- 22	0- 0	0- 1	OVERALL	0- 3	0- 4	8- 14				
4- 9	0- 0	0- 0	HOME	0- 1	0- 2	4- 6				
4- 12	0- 0	0- 1	AWAY	0- 1	0- 2	4- 8				
0- 1	0- 0	0- 0	NEUTRAL	0- 1	0- 0	0- 0				
0- 8	0- 0	0- 1	NON-CONFERENCE	0- 0	0- 2	0- 5				
0- 3	0- 0	0- 0	HOME	0- 0	0- 1	0- 2				
0- 5	0- 0	0- 1	AWAY	0- 0	0- 1	0- 3				
0- 0	0- 0	0- 0	NEUTRAL	0- 0	0- 0	0- 0				
8- 14	0- 0	0- 0	CONFERENCE	0- 3	0- 2	8- 9				
4- 6	0- 0	0- 0	HOME	0- 1	0- 1	4- 4				
4- 7	0- 0	0- 0	AWAY	0- 1	0- 1	4- 5				
0- 1	0- 0	0- 0	NEUTRAL	0- 1	0- 0	0- 0				

RPI S	Opponent	Score	RPI S	Opponent	Score	RPI S	Opponent	Score	RPI S	Opponent	Score	Team's RPI: 306
			26 A	South Fla.	53 97	63 A	Liberty	58 62	109 H	East Tenn. St.	68 81	
						63 H	Liberty	55 67	148 A	Furman	71 81	
						63 N	Liberty	51 59	149 A	High Point	54 57	
									149 H	High Point	50 67	
									176 A	N.C. A&T	46 63	
									199 A	Winthrop	55 75	
									199 H	Winthrop	54 57	
									204 A	Campbell	55 60	
									204 H	Campbell	51 56	
									206 A	Radford	47 50	
									206 H	Radford	65 67	
									220 A	USC Upstate	60 67	
									244 A	Presbyterian	57 69	
									244 H	Presbyterian	59 46	
									280 A	Gardner-Webb	64 55	
									280 H	Gardner-Webb	58 66	
									301 H	Western Caro.	66 79	
									315 H	Wofford	52 70	
									333 A	Coastal Caro.	87 53	
									333 A	Coastal Caro.	68 54	
									333 H	Coastal Caro.	68 61	
									339 A	N.C. Central	52 55	
									344 A	Longwood	60 44	
									344 H	Longwood	88 77	
									348 A	Charleston So.	57 70	
									348 H	Charleston So.	56 47	
LAST 12 Division I GAMES:												
			63 N	Liberty	51 59	204 H	Campbell	51 56				
			333 A	Coastal Caro.	68 54	199 H	Winthrop	54 57				
			333 A	Coastal Caro.	87 53	344 H	Longwood	88 77				
			206 A	Radford	47 50	348 A	Charleston So.	57 70				
			280 H	Gardner-Webb	58 66	244 H	Presbyterian	59 46				
			149 A	High Point	54 57	63 A	Liberty	58 62				

Non-Div I Games: Barton 71 48

UNC Asheville

Loss, Non-Conf, S Site, H Home A Away N Neutral

UNC Greensboro

Through Games Of March 13, 2015

Average RPI Win:	301	WON-LOST	WINNING	LAST 10	STRENGTH OF	OPP. STRENGTH	TEAM	ADJ.	CONF.	ADJ CONF.
Average RPI Loss:	165	RECORD	PCT. RANK	GAMES	SCHEDULE	OF SCHEDULE	RPI	RPI	RPI	RPI
DIV. I ONLY	5- 24	322	1- 9	197	257	310	310	20	20	
DIV. I NON-CONF.	4- 10	259	0- 0	275	296	283	283	22	22	
TOTALS	RPI 1-25	RPI 26-50	W-L RECORDS	RPI 51-100	RPI 101-150	RPI 150+				
5- 24	0- 3	0- 0	OVERALL	0- 2	0- 7	5- 12				
3- 7	0- 1	0- 0	HOME	0- 0	0- 2	3- 4				
2- 13	0- 1	0- 0	AWAY	0- 1	0- 4	2- 7				
0- 4	0- 1	0- 0	NEUTRAL	0- 1	0- 1	0- 1				
4- 10	0- 0	0- 0	NON-CONFERENCE	0- 2	0- 3	4- 5				
2- 1	0- 0	0- 0	HOME	0- 0	0- 0	2- 1				
2- 6	0- 0	0- 0	AWAY	0- 1	0- 2	2- 3				
0- 3	0- 0	0- 0	NEUTRAL	0- 1	0- 1	0- 1				
1- 14	0- 3	0- 0	CONFERENCE	0- 0	0- 4	1- 7				
1- 6	0- 1	0- 0	HOME	0- 0	0- 2	1- 3				
0- 7	0- 1	0- 0	AWAY	0- 0	0- 2	0- 4				
0- 1	0- 1	0- 0	NEUTRAL	0- 0	0- 0	0- 0				

RPI	S	Opponent	Score	RPI	S	Opponent	Score	RPI	S	Opponent	Score	RPI	S	Opponent	Score	Team's RPI: 310
20	A	Chattanooga	52 76					58	N	LSU	61 82	109	A	East Tenn. St.	65 87	
20	H	Chattanooga	46 81					70	A	Hawaii	54 74	109	H	East Tenn. St.	66 84	
20	N	Chattanooga	44 78									136	N	Northern Ky.	58 66	
												142	A	VCU	73 80	
												148	A	Furman	68 77	
												148	H	Furman	70 78	
												149	A	High Point	67 78	
												167	A	St. Bonaventure	60 78	
												194	A	Mercer	62 80	
												194	H	Mercer	73 74	
												195	A	Navy	64 71	
												203	A	Clemson	51 80	
												205	A	Samford	66 88	
												205	H	Samford	56 62	
												220	H	USC Upstate	60 69	
												280	H	Gardner-Webb	76 60	
												283	H	South Carolina St.	70 50	
												285	A	Col. of Charleston	70 68	
												301	A	Western Caro.	49 70	
												301	H	Western Caro.	80 86	
												315	A	Wofford	64 77	
												315	H	Wofford	65 59	
												338	N	Florida A&M	64 70	
												344	A	Longwood	70 64	
LAST 12 Division I GAMES:																
20	N	Chattanooga	44 78	205	A	Samford	66 88									
301	H	Western Caro.	80 86	194	A	Mercer	62 80									
315	H	Wofford	65 59	148	H	Furman	70 78									
148	A	Furman	68 77	315	A	Wofford	64 77									
109	H	East Tenn. St.	66 84	301	A	Western Caro.	49 70									
20	A	Chattanooga	52 76	20	H	Chattanooga	46 81									

Non-Div I Games: Livingstone 81 77

UNC Greensboro

Loss, Non-Conf, S Site, H Home A Away N Neutral

Average RPI Win: 205	WON-LOST	WINNING	LAST 10	STRENGTH OF	OPP. STRENGTH	TEAM	ADJ.	CONF.	ADJ CONF.
Average RPI Loss: 143	RECORD	PCT. RANK	GAMES	SCHEDULE	OF SCHEDULE	RPI	RPI	RPI	RPI
DIV. I ONLY	13- 16	211	6- 4	195	144	226	226	14	14
DIV. I NON-CONF.	3- 7	250	0- 0	265	251	316	316	11	11
TOTALS	RPI 1-25	RPI 26-50	W-L RECORDS	RPI 51-100	RPI 101-150	RPI 150+			
13- 16	0- 0	0- 2	OVERALL	1- 5	3- 2	9- 7			
10- 6	0- 0	0- 1	HOME	1- 2	2- 1	7- 2			
3- 9	0- 0	0- 1	AWAY	0- 3	1- 0	2- 5			
0- 1	0- 0	0- 0	NEUTRAL	0- 0	0- 1	0- 0			
3- 7	0- 0	0- 0	NON-CONFERENCE	0- 2	1- 1	2- 4			
3- 4	0- 0	0- 0	HOME	0- 1	1- 1	2- 2			
0- 3	0- 0	0- 0	AWAY	0- 1	0- 0	0- 2			
0- 0	0- 0	0- 0	NEUTRAL	0- 0	0- 0	0- 0			
10- 9	0- 0	0- 2	CONFERENCE	1- 3	2- 1	7- 3			
7- 2	0- 0	0- 1	HOME	1- 1	1- 0	5- 0			
3- 6	0- 0	0- 1	AWAY	0- 2	1- 0	2- 3			
0- 1	0- 0	0- 0	NEUTRAL	0- 0	0- 1	0- 0			

RPI S	Opponent	Score	RPI S	Opponent	Score	RPI S	Opponent	Score	RPI S	Opponent	Score	Team's RPI: 226
30	A James Madison	57 74	30	H James Madison	49 85	54	A Stetson	55 72	101	A Elon	86	82
						74	A Drexel	53 58	101	H Elon	76	68
						74	H Drexel	44 61	101	N Elon	48	60
						92	H Richmond	67 77	109	H East Tenn. St.	61	48
						97	A Hofstra	57 71	142	H VCU	53	59
						97	H Hofstra	76 75	171	A Appalachian St.	72	82
									177	A Delaware	60	69
									177	H Delaware	71	68
									179	A William & Mary	62	67
									179	H William & Mary	63	62
									204	H Campbell	89	80
									223	A Fla. Atlantic	80	84
									237	A Towson	73	71
									237	H Towson	71	63
									239	H North Florida	41	55
									285	A Col. of Charleston	76	65
									285	H Col. of Charleston	69	57
									301	H Western Caro.	53	64
									308	A Northeastern	64	73
									308	H Northeastern	84	78
									348	H Charleston So.	80	70
LAST 12 Division I GAMES:												
101	N Elon	48 60	308	H Northeastern	84	78						
97	H Hofstra	76	75	101	A Elon	86	82					
285	A Col. of Charleston	76	65	177	A Delaware	60	69					
177	H Delaware	71	68	74	H Drexel	44	61					
237	A Towson	73	71	179	A William & Mary	62	67					
30	H James Madison	49	85	237	H Towson	71	63					

Non-Div I Games: UNC Pembroke 75 38

UNCW

■ Loss,
 ■ Non-Conf,
 ■ S Site,
 ■ Home
 ■ A Away
 N Neutral

Average RPI Win:	237	WON-LOST	WINNING	LAST 10	STRENGTH OF	OPP. STRENGTH	TEAM	ADJ.	CONF.	ADJ CONF.
Average RPI Loss:	76	RECORD	PCT. RANK	GAMES	SCHEDULE	OF SCHEDULE	RPI	RPI	RPI	RPI
DIV. I ONLY	16- 13	142	6- 4	114	194	123	123	19	19	
DIV. I NON-CONF.	4- 7	221	0- 0	19	121	135	135	16	16	
TOTALS	RPI 1-25	RPI 26-50	W-L RECORDS	RPI 51-100	RPI 101-150	RPI 150+				
16- 13	0- 1	0- 3	OVERALL	0- 7	2- 1	14- 1				
10- 4	0- 0	0- 2	HOME	0- 2	1- 0	9- 0				
6- 8	0- 1	0- 1	AWAY	0- 4	1- 1	5- 1				
0- 1	0- 0	0- 0	NEUTRAL	0- 1	0- 0	0- 0				
4- 7	0- 1	0- 1	NON-CONFERENCE	0- 5	1- 0	3- 0				
3- 2	0- 0	0- 1	HOME	0- 1	0- 0	3- 0				
1- 4	0- 1	0- 0	AWAY	0- 3	1- 0	0- 0				
0- 1	0- 0	0- 0	NEUTRAL	0- 1	0- 0	0- 0				
12- 6	0- 0	0- 2	CONFERENCE	0- 2	1- 1	11- 1				
7- 2	0- 0	0- 1	HOME	0- 1	1- 0	6- 0				
5- 4	0- 0	0- 1	AWAY	0- 1	0- 1	5- 1				
0- 0	0- 0	0- 0	NEUTRAL	0- 0	0- 0	0- 0				

RPI 1-25				RPI 26-50				RPI 51-100				RPI 101+ Team's RPI: 123			
RPI	S	Opponent	Score	RPI	S	Opponent	Score	RPI	S	Opponent	Score	RPI	S	Opponent	Score
9	A	Iowa	45 73	40	A	Wichita St.	54 66	52	N	Tulane	48 71	114	A	Missouri St.	70 72
				40	H	Wichita St.	52 70	73	A	South Dakota	77 85	114	H	Missouri St.	64 56
				47	H	South Dakota St.	60 74	88	H	Creighton	56 58	116	A	Tulsa	69 66
								89	A	Akron	73 82	153	H	Dartmouth	62 46
								90	A	Drake	67 87	158	A	Southern Ill.	75 79
								90	H	Drake	72 76	158	H	Southern Ill.	79 70
								97	A	Hofstra	58 61	174	A	Indiana St.	57 55
												174	H	Indiana St.	64 29
												243	A	Evansville	58 44
												243	H	Evansville	89 44
												251	H	Northern Ill.	51 42
												268	H	North Dakota St.	56 41
												297	A	Loyola Chicago	75 58
												297	H	Loyola Chicago	69 64
												325	A	Bradley	70 51
												325	H	Bradley	74 68
												326	A	Illinois St.	59 52
												326	H	Illinois St.	71 43
LAST 12 Division I GAMES:															
325	H	Bradley	74 68	90	A	Drake	67 87								
297	H	Loyola Chicago	69 64	158	A	Southern Ill.	75 79								
40	A	Wichita St.	54 66	326	A	Illinois St.	59 52								
114	A	Missouri St.	70 72	114	H	Missouri St.	64 56								
243	H	Evansville	89 44	40	H	Wichita St.	52 70								
174	H	Indiana St.	64 29	174	A	Indiana St.	57 55								

Non-Div I Games:

UNI

■ Loss,
 ■ Non-Conf, S Site,
 ■ Home
 ■ Away
 N Neutral

Average RPI Win:	235	WON-LOST	WINNING	LAST 10	STRENGTH OF	OPP. STRENGTH	TEAM	ADJ.	CONF.	ADJ CONF.
Average RPI Loss:	152	RECORD	PCT. RANK	GAMES	SCHEDULE	OF SCHEDULE	RPI	RPI	RPI	RPI
DIV. I ONLY	13- 17	219	5- 5	231	236	234	234	22	22	
DIV. I NON-CONF.	3- 8	263	0- 0	136	243	270	270	20	20	
TOTALS	RPI 1-25	RPI 26-50	W-L RECORDS	RPI 51-100	RPI 101-150	RPI 150+				
13- 17	0- 0	0- 3	OVERALL	2- 3	1- 4	10- 7				
9- 6	0- 0	0- 2	HOME	1- 1	0- 2	8- 1				
4- 10	0- 0	0- 1	AWAY	1- 2	1- 1	2- 6				
0- 1	0- 0	0- 0	NEUTRAL	0- 0	0- 1	0- 0				
3- 8	0- 0	0- 3	NON-CONFERENCE	0- 1	0- 2	3- 2				
3- 2	0- 0	0- 2	HOME	0- 0	0- 0	3- 0				
0- 5	0- 0	0- 1	AWAY	0- 1	0- 1	0- 2				
0- 1	0- 0	0- 0	NEUTRAL	0- 0	0- 1	0- 0				
10- 9	0- 0	0- 0	CONFERENCE	2- 2	1- 2	7- 5				
6- 4	0- 0	0- 0	HOME	1- 1	0- 2	5- 1				
4- 5	0- 0	0- 0	AWAY	1- 1	1- 0	2- 4				
0- 0	0- 0	0- 0	NEUTRAL	0- 0	0- 0	0- 0				

RPI S	Opponent	Score	RPI S	Opponent	Score	RPI S	Opponent	Score	RPI S	Opponent	Score	Team's RPI: 234
34	H Northwestern	84 88	55	A Fresno St.	73 70	104	N Missouri	60 79				
47	H South Dakota St.	59 65	70	A Hawaii	70 79	112	A Boise St.	74 60				
49	A BYU	61 76	84	H Colorado St.	43 55	112	H Boise St.	46 64				
			96	A New Mexico	60 63	112	H Boise St.	67 78				
			96	H New Mexico	79 73	140	A Bakersfield	71 74				
						213	A Wyoming	68 99				
						213	H Wyoming	58 55				
						228	A San Diego St.	61 76				
						228	H San Diego St.	64 47				
						229	A San Jose St.	72 68				
						229	H San Jose St.	97 99				
						238	A Utah	49 62				
						250	H A&M-Corpus Christi	77 65				
						254	A Southern Utah	84 93				
						272	H Loyola Marymount	91 76				
						279	A Utah St.	72 85				
						279	H Utah St.	69 61				
						287	A Nevada	62 71				
						287	H Nevada	75 52				
						345	A Air Force	91 79				
						345	H Air Force	82 61				
						347	H Delaware St.	91 78				
LAST 12 Division I GAMES:												
112	H Boise St.	46 64	112	A Boise St.	74 60							
229	H San Jose St.	97 99	345	H Air Force	82 61							
228	A San Diego St.	61 76	55	A Fresno St.	73 70							
213	A Wyoming	68 99	84	H Colorado St.	43 55							
279	H Utah St.	69 61	345	A Air Force	91 79							
96	H New Mexico	79 73	287	H Nevada	75 52							

Non-Div I Games:

UNLV

■ Loss,
■ Non-Conf,
■ S Site,
■ H Home
■ A Away
N Neutral

USC Upstate

Through Games Of March 13, 2015

Average RPI Win:	262	WON-LOST	WINNING	LAST 10	STRENGTH OF	OPP. STRENGTH	TEAM	ADJ.	CONF.	ADJ CONF.
Average RPI Loss:	135	RECORD	PCT. RANK	GAMES	SCHEDULE	OF SCHEDULE	RPI	RPI	RPI	RPI
DIV. I ONLY	12- 16	226	5- 5	221	201	220	220	11	11	
DIV. I NON-CONF.	6- 7	175	0- 0	320	307	243	243	12	12	
TOTALS	RPI 1-25	RPI 26-50	W-L RECORDS	RPI 51-100	RPI 101-150	RPI 150+				
12- 16	0- 3	0- 0	OVERALL	0- 3	0- 4	12- 6				
8- 4	0- 1	0- 0	HOME	0- 1	0- 1	8- 1				
4- 12	0- 2	0- 0	AWAY	0- 2	0- 3	4- 5				
0- 0	0- 0	0- 0	NEUTRAL	0- 0	0- 0	0- 0				
6- 7	0- 1	0- 0	NON-CONFERENCE	0- 1	0- 1	6- 4				
5- 0	0- 0	0- 0	HOME	0- 0	0- 0	5- 0				
1- 7	0- 1	0- 0	AWAY	0- 1	0- 1	1- 4				
0- 0	0- 0	0- 0	NEUTRAL	0- 0	0- 0	0- 0				
6- 9	0- 2	0- 0	CONFERENCE	0- 2	0- 3	6- 2				
3- 4	0- 1	0- 0	HOME	0- 1	0- 1	3- 1				
3- 5	0- 1	0- 0	AWAY	0- 1	0- 2	3- 1				
0- 0	0- 0	0- 0	NEUTRAL	0- 0	0- 0	0- 0				

RPI 1-25				RPI 26-50				RPI 51-100				RPI 101+ Team's RPI: 220			
RPI	S	Opponent	Score	RPI	S	Opponent	Score	RPI	S	Opponent	Score	RPI	S	Opponent	Score
9	A	Iowa	56 107					54	A	Stetson	44 67	136	A	Northern Ky.	74 77
15	A	FGCU	61 79					54	H	Stetson	66 92	136	A	Northern Ky.	45 64
15	H	FGCU	59 75					57	A	Iowa St.	76 98	136	H	Northern Ky.	60 83
												148	A	Furman	59 74
												163	A	Kennesaw St.	55 67
												163	H	Kennesaw St.	63 72
												201	A	Jacksonville	60 58
												201	H	Jacksonville	66 64
												202	A	Alabama	65 74
												239	A	North Florida	59 50
												239	H	North Florida	61 49
												246	H	Morehead St.	75 69
												253	A	Lipscomb	76 67
												253	H	Lipscomb	71 68
												271	H	Norfolk St.	70 58
												283	A	South Carolina St.	50 60
												285	A	Col. of Charleston	60 61
												301	A	Western Caro.	59 63
												306	H	UNC Asheville	67 60
												306	H	UMES	60 38
												310	A	UNC Greensboro	69 60
												314	H	IPFW	85 73
LAST 12 Division I GAMES:															
136	A	Northern Ky.	45 64	239	A	North Florida	59 50								
136	H	Northern Ky.	60 83	163	A	Kennesaw St.	55 67								
253	A	Lipscomb	76 67	239	H	North Florida	61 49								
15	H	FGCU	59 75	201	H	Jacksonville	66 64								
54	H	Stetson	66 92	54	A	Stetson	44 67								
201	A	Jacksonville	60 58	15	A	FGCU	61 79								

Non-Div I Games: Converse 78 50 Brevard 72 44

USC Upstate

Loss, Non-Conf, S Site, H Home A Away N Neutral

Average RPI Win:	261	WON-LOST	WINNING	LAST 10	STRENGTH OF	OPP. STRENGTH	TEAM	ADJ.	CONF.	ADJ CONF.
Average RPI Loss:	131	RECORD	PCT. RANK	GAMES	SCHEDULE	OF SCHEDULE	RPI	RPI	RPI	RPI
DIV. I ONLY	22- 10	66	9- 1	300	248	132	132	26	26	
DIV. I NON-CONF.	4- 9	243	0- 0	243	46	250	250	26	26	
TOTALS	RPI 1-25	RPI 26-50	W-L RECORDS	RPI 51-100	RPI 101-150	RPI 150+				
22- 10	0- 3	0- 0	OVERALL	0- 0	0- 1	22- 6				
10- 2	0- 1	0- 0	HOME	0- 0	0- 0	10- 1				
10- 5	0- 1	0- 0	AWAY	0- 0	0- 1	10- 3				
2- 3	0- 1	0- 0	NEUTRAL	0- 0	0- 0	2- 2				
4- 9	0- 3	0- 0	NON-CONFERENCE	0- 0	0- 1	4- 5				
2- 2	0- 1	0- 0	HOME	0- 0	0- 0	2- 1				
2- 5	0- 1	0- 0	AWAY	0- 0	0- 1	2- 3				
0- 2	0- 1	0- 0	NEUTRAL	0- 0	0- 0	0- 1				
18- 1	0- 0	0- 0	CONFERENCE	0- 0	0- 0	18- 1				
8- 0	0- 0	0- 0	HOME	0- 0	0- 0	8- 0				
8- 0	0- 0	0- 0	AWAY	0- 0	0- 0	8- 0				
2- 1	0- 0	0- 0	NEUTRAL	0- 0	0- 0	2- 1				

RPI 1-25				RPI 26-50				RPI 51-100				RPI 101+ Team's RPI: 132			
RPI	S	Opponent	Score	RPI	S	Opponent	Score	RPI	S	Opponent	Score	RPI	S	Opponent	Score
7	A	Louisville	43 77									104	A	Missouri	65 74
13	N	Dayton	47 78									157	A	Tennessee St.	64 58
20	H	Chattanooga	54 65									157	N	Tennessee St.	60 64
												158	H	Southern Ill.	78 87
												170	A	Belmont	85 68
												170	N	Belmont	71 65
												173	A	SIUE	79 72
												173	H	SIUE	69 68
												202	A	Alabama	55 68
												205	A	Samford	75 79
												207	H	Jacksonville St.	67 47
												214	A	Arizona	56 61
												230	N	Pepperdine	58 59
												243	H	Evansville	84 74
												246	H	Morehead St.	99 70
												256	H	Cincinnati	62 61
												259	A	Austin Peay	71 61
												259	H	Austin Peay	91 63
												278	A	Miami (OH)	90 57
												289	H	Eastern Ky.	76 63
												303	A	Eastern Ill.	63 60
												303	H	Eastern Ill.	81 51
												303	N	Eastern Ill.	68 35
												317	A	Southeast Mo. St.	78 60
												317	H	Southeast Mo. St.	96 55
												326	A	Illinois St.	79 46
LAST 12 Division I GAMES:															
				157	N	Tennessee St.	60 64	259	H	Austin Peay	91 63				
				170	N	Belmont	71 65	317	A	Southeast Mo. St.	78 60				
				303	N	Eastern Ill.	68 35	173	H	SIUE	69 68				
				329	H	Murray St.	87 74	259	A	Austin Peay	71 61				
				303	A	Eastern Ill.	63 60	329	A	Murray St.	95 85				
				173	A	SIUE	79 72	157	A	Tennessee St.	64 58				

Non-Div I Games:
































































UT Martin

■ Loss,
 ■ Non-Conf,
 ■ S Site,
 ■ Home
 ■ Away
 N Neutral

RPI	S	Opponent	Score	
329	A	Murray St.	95	85
329	H	Murray St.	87	74
334	A	Tennessee Tech	79	59





UT Martin

Average RPI Win:	235	WON-LOST	WINNING	LAST 10	STRENGTH OF	OPP. STRENGTH	TEAM	ADJ.	CONF.	ADJ CONF.
Average RPI Loss:	158	RECORD	PCT. RANK	GAMES	SCHEDULE	OF SCHEDULE	RPI	RPI	RPI	RPI
DIV. I ONLY	11- 16	237	4- 6	230	217	245	245	17	17	
DIV. I NON-CONF.	4- 4	158	0- 0	235	304	240	240	18	18	
TOTALS	RPI 1-25	RPI 26-50	W-L RECORDS	RPI 51-100	RPI 101-150	RPI 150+				
11- 16	0- 0	0- 1	OVERALL	1- 4	2- 2	8- 9				
8- 6	0- 0	0- 1	HOME	0- 1	2- 0	6- 4				
3- 9	0- 0	0- 0	AWAY	1- 2	0- 2	2- 5				
0- 1	0- 0	0- 0	NEUTRAL	0- 1	0- 0	0- 0				
4- 4	0- 0	0- 0	NON-CONFERENCE	0- 2	1- 0	3- 2				
4- 1	0- 0	0- 0	HOME	0- 0	1- 0	3- 1				
0- 2	0- 0	0- 0	AWAY	0- 1	0- 0	0- 1				
0- 1	0- 0	0- 0	NEUTRAL	0- 1	0- 0	0- 0				
7- 12	0- 0	0- 1	CONFERENCE	1- 2	1- 2	5- 7				
4- 5	0- 0	0- 1	HOME	0- 1	1- 0	3- 3				
3- 7	0- 0	0- 0	AWAY	1- 1	0- 2	2- 4				
0- 0	0- 0	0- 0	NEUTRAL	0- 0	0- 0	0- 0				

RPI 1-25	RPI 26-50	RPI 51-100	RPI 101+	Team's RPI: 245
RPI S Opponent Score	RPI S Opponent Score	RPI S Opponent Score	RPI S Opponent Score	Score
	27  Western Ky.	74  80	64  N Kansas St.	43  72
			66  Middle Tenn.	53  74
			80  Southern Miss.	71 59
			80  Southern Miss.	60  66
			96  New Mexico	57  72
			121  Old Dominion	50  79
			122  Louisiana Tech	72  90
			122  Louisiana Tech	88 75
			131  New Mexico St.	78 73
			155  Charlotte	75 72
			183  UTSA	59  72
			183  UTSA	53  55
			190  Marshall	71  76
			193  UAB	52  67
			193  UAB	52  63
			223  Fla. Atlantic	63  68
			247  Prairie View	86 48
			255  SMU	59  63
			264  Houston Baptist	77  87
			267  Northern Ariz.	82 58
			270  Rice	62  79
			270  Rice	54 51
			316  Alcorn	63 53
			331  North Texas	69 61
			331  North Texas	60 58
			335  FIU	72 56
LAST 12 Division I GAMES:				
193  UAB	52  63	121  Old Dominion	50  79	
270  Rice	62  79	155  Charlotte	75 72	
331  North Texas	69 61	335  FIU	72 56	
80  Southern Miss.	60  66	223  Fla. Atlantic	63  68	
122  Louisiana Tech	88 75	66  Middle Tenn.	53  74	
183  UTSA	59  72	193  UAB	52  67	

Non-Div I Games: Eastern N.M. 84 49

UTEP

 Loss,  Non-Conf, S Site,  Home  Away N Neutral

Average RPI Win: 222	WON-LOST	WINNING	LAST 10	STRENGTH OF	OPP. STRENGTH	TEAM	ADJ.	CONF.	ADJ CONF.
Average RPI Loss: 137	RECORD	PCT. RANK	GAMES	SCHEDULE	OF SCHEDULE	RPI	RPI	RPI	RPI
DIV. I ONLY	16- 15	166	7- 3	183	211	183	183	17	17
DIV. I NON-CONF.	5- 7	204	0- 0	145	270	205	205	18	18
TOTALS	RPI 1-25	RPI 26-50	W-L RECORDS	RPI 51-100	RPI 101-150	RPI 150+			
16- 15	0- 1	1- 0	OVERALL	0- 5	2- 4	13- 5			
10- 5	0- 0	1- 0	HOME	0- 3	1- 1	8- 1			
6- 7	0- 1	0- 0	AWAY	0- 2	1- 2	5- 2			
0- 3	0- 0	0- 0	NEUTRAL	0- 0	0- 1	0- 2			
5- 7	0- 1	0- 0	NON-CONFERENCE	0- 2	0- 2	5- 2			
3- 3	0- 0	0- 0	HOME	0- 2	0- 1	3- 0			
2- 2	0- 1	0- 0	AWAY	0- 0	0- 1	2- 0			
0- 2	0- 0	0- 0	NEUTRAL	0- 0	0- 0	0- 2			
11- 8	0- 0	1- 0	CONFERENCE	0- 3	2- 2	8- 3			
7- 2	0- 0	1- 0	HOME	0- 1	1- 0	5- 1			
4- 5	0- 0	0- 0	AWAY	0- 2	1- 1	3- 2			
0- 1	0- 0	0- 0	NEUTRAL	0- 0	0- 1	0- 0			

RPI 1-25				RPI 26-50				RPI 51-100				RPI 101+				Team's RPI: 183	
RPI	S	Opponent	Score	RPI	S	Opponent	Score	RPI	S	Opponent	Score	RPI	S	Opponent	Score		
21	A	Texas	48 68	27	H	Western Ky.	64 63	66	A	Middle Tenn.	53 73	121	A	Old Dominion	52 51		
								73	H	South Dakota	69 76	121	N	Old Dominion	49 63		
								80	A	Southern Miss.	60 69	122	A	Louisiana Tech	74 79		
								80	H	Southern Miss.	59 61	122	H	Louisiana Tech	60 53		
								90	H	Drake	61 69	138	A	Texas Tech	48 64		
												139	H	Texas St.	53 57		
												155	A	Charlotte	54 74		
												164	A	Texas-Arlington	63 55		
												173	H	SIUE	75 60		
												184	A	Lamar	72 40		
												190	H	Marshall	60 48		
												193	A	UAB	57 73		
												216	N	Nicholls St.	49 57		
												223	H	Fla. Atlantic	68 45		
												245	A	UTEP	55 53		
												245	H	UTEP	72 59		
												252	H	Abilene Christian	70 57		
												270	A	Rice	60 49		
												270	H	Rice	58 62		
												288	N	Houston	53 56		
												331	A	North Texas	57 54		
												331	H	North Texas	53 45		
												335	H	FIU	74 56		
												340	H	Incarinate Word	57 31		
LAST 12 Division I GAMES:																	
				121	N	Old Dominion	49 63					155	A	Charlotte	54 74		
				331	A	North Texas	57 54					121	A	Old Dominion	52 51		
				270	A	Rice	60 49					223	H	Fla. Atlantic	68 45		
				122	H	Louisiana Tech	60 53					335	H	FIU	74 56		
				80	H	Southern Miss.	59 61					193	A	UAB	57 73		
				245	H	UTEP	72 59					66	A	Middle Tenn.	53 73		

Non-Div I Games:

UTSA

■ Loss,
 ■ Non-Conf,
 ■ S Site,
 ■ Home
 ■ A Away
 N Neutral

Average RPI Win:	187	WON-LOST	WINNING	LAST 10	STRENGTH OF	OPP. STRENGTH	TEAM	ADJ.	CONF.	ADJ CONF.
Average RPI Loss:	79	RECORD	PCT. RANK	GAMES	SCHEDULE	OF SCHEDULE	RPI	RPI	RPI	RPI
DIV. I ONLY	9- 21	277	2- 8	90	36	238	238	5	5	
DIV. I NON-CONF.	6- 5	145	0- 0	234	85	207	207	5	5	
TOTALS	RPI 1-25	RPI 26-50	W-L RECORDS	RPI 51-100	RPI 101-150	RPI 150+				
9- 21	0- 5	1- 4	OVERALL	0- 7	1- 3	7- 2				
9- 7	0- 2	1- 1	HOME	0- 3	1- 1	7- 0				
0- 11	0- 3	0- 2	AWAY	0- 4	0- 1	0- 1				
0- 3	0- 0	0- 1	NEUTRAL	0- 0	0- 1	0- 1				
6- 5	0- 0	0- 2	NON-CONFERENCE	0- 1	1- 1	5- 1				
6- 1	0- 0	0- 1	HOME	0- 0	1- 0	5- 0				
0- 2	0- 0	0- 1	AWAY	0- 1	0- 0	0- 0				
0- 2	0- 0	0- 0	NEUTRAL	0- 0	0- 1	0- 1				
3- 16	0- 5	1- 2	CONFERENCE	0- 6	0- 2	2- 1				
3- 6	0- 2	1- 0	HOME	0- 3	0- 1	2- 0				
0- 9	0- 3	0- 1	AWAY	0- 3	0- 1	0- 1				
0- 1	0- 0	0- 1	NEUTRAL	0- 0	0- 0	0- 0				

RPI	S	Opponent	Score	RPI	S	Opponent	Score	RPI	S	Opponent	Score	RPI	S	Opponent	Score	Team's RPI: 238
17	A	Arizona St.	42 46	33	A	Washington	51 63	69	A	Washington St.	54 63	102	A	Colorado	72 77	
17	H	Arizona St.	48 58	33	H	Washington	69 61	69	H	Washington St.	52 61	102	H	Colorado	54 73	
18	A	Stanford	44 55	33	N	Washington	64 75	88	A	Creighton	56 64	103	N	Ole Miss	38 52	
19	H	Oregon St.	42 52	36	A	Nebraska	43 66	93	A	UCLA	45 58	122	H	Louisiana Tech	67 52	
24	A	California	49 67	49	H	BYU	56 60	93	H	UCLA	46 49	155	H	Charlotte	54 52	
								98	A	Southern California	54 73	180	H	Oregon	66 64	
								98	H	Southern California	43 46	214	A	Arizona	41 64	
												214	H	Arizona	62 48	
												229	H	San Jose St.	100 87	
												234	H	UNLV	62 49	
												241	H	Idaho St.	59 40	
												279	H	Utah St.	63 57	
												292	N	Portland	50 58	
LAST 12 Division I GAMES:																
		33	N	Washington	64	75		33	H	Washington	69	61				
		214	A	Arizona	41	64		93	A	UCLA	45	58				
		17	A	Arizona St.	42	46		98	A	Southern California	54	73				
		19	H	Oregon St.	42	52		17	H	Arizona St.	48	58				
		180	H	Oregon	66	64		214	H	Arizona	62	48				
		69	H	Washington St.	52	61		33	A	Washington	51	63				

Non-Div I Games:

Utah

■ Loss,
 ■ Non-Conf,
 ■ S Site,
 ■ H Home
 ■ A Away
 N Neutral

Average RPI Win: 270	WON-LOST	WINNING	LAST 10	STRENGTH OF	OPP. STRENGTH	TEAM	ADJ.	CONF.	ADJ CONF.
Average RPI Loss: 135	RECORD	PCT. RANK	GAMES	SCHEDULE	OF SCHEDULE	RPI	RPI	RPI	RPI
DIV. I ONLY	7- 23	301	2- 8	138	189	279	279	22	22
DIV. I NON-CONF.	2- 9	297	0- 0	22	93	212	212	20	20
TOTALS	RPI 1-25	RPI 26-50	W-L RECORDS	RPI 51-100	RPI 101-150	RPI 150+			
7- 23	0- 2	0- 1	OVERALL	0- 7	1- 4	6- 9			
6- 6	0- 0	0- 1	HOME	0- 2	1- 1	5- 2			
1- 14	0- 2	0- 0	AWAY	0- 4	0- 2	1- 6			
0- 3	0- 0	0- 0	NEUTRAL	0- 1	0- 1	0- 1			
2- 9	0- 2	0- 1	NON-CONFERENCE	0- 2	1- 2	1- 2			
2- 1	0- 0	0- 1	HOME	0- 0	1- 0	1- 0			
0- 6	0- 2	0- 0	AWAY	0- 1	0- 1	0- 2			
0- 2	0- 0	0- 0	NEUTRAL	0- 1	0- 1	0- 0			
5- 14	0- 0	0- 0	CONFERENCE	0- 5	0- 2	5- 7			
4- 5	0- 0	0- 0	HOME	0- 2	0- 1	4- 2			
1- 8	0- 0	0- 0	AWAY	0- 3	0- 1	1- 4			
0- 1	0- 0	0- 0	NEUTRAL	0- 0	0- 0	0- 1			

RPI 1-25				RPI 26-50				RPI 51-100				RPI 101+ Team's RPI: 279			
RPI	S	Opponent	Score	RPI	S	Opponent	Score	RPI	S	Opponent	Score	RPI	S	Opponent	Score
4	A	Baylor	43 99	49	H	BYU	58 62	54	N	Stetson	64 84	112	A	Boise St.	55 94
19	A	Oregon St.	62 85					55	A	Fresno St.	55 64	112	H	Boise St.	53 63
								55	H	Fresno St.	64 70	117	N	Marist	65 68
								61	A	Pacific	62 70	119	H	Northern Colo.	65 61
								84	A	Colorado St.	58 76	135	A	Sacramento St.	92 102
								96	A	New Mexico	59 60	180	A	Oregon	77 100
								96	H	New Mexico	51 56	213	A	Wyoming	51 86
												213	H	Wyoming	57 61
												228	H	San Diego St.	59 70
												229	A	San Jose St.	58 62
												229	H	San Jose St.	85 80
												229	N	San Jose St.	85 99
												234	A	UNLV	61 69
												234	H	UNLV	85 72
												238	A	Utah	57 63
												287	A	Nevada	44 49
												287	H	Nevada	68 57
												328	H	Utah Valley	79 61
												345	A	Air Force	69 53
												345	H	Air Force	84 50
LAST 12 Division I GAMES:															
229	N	San Jose St.	85 99	229	H	San Jose St.	85 80								
84	A	Colorado St.	58 76	287	A	Nevada	44 49								
213	H	Wyoming	57 61	96	H	New Mexico	51 56								
345	H	Air Force	84 50	112	A	Boise St.	55 94								
234	A	UNLV	61 69	228	H	San Diego St.	59 70								
55	A	Fresno St.	55 64	213	A	Wyoming	51 86								

Non-Div I Games: Westminster (UT) 60 51

Utah St.

■ Loss,
 ■ Non-Conf,
 ■ S Site,
 ■ Home
 ■ A Away
 N Neutral

Utah Valley

Through Games Of March 13, 2015

Average RPI Win:	268	WON-LOST	WINNING	LAST 10	STRENGTH OF	OPP. STRENGTH	TEAM	ADJ.	CONF.	ADJ CONF.
Average RPI Loss:	210	RECORD	PCT. RANK	GAMES	SCHEDULE	OF SCHEDULE	RPI	RPI	RPI	RPI
DIV. I ONLY	9- 19	269	4- 6	324	313	328	328	30	30	
DIV. I NON-CONF.	4- 9	243	0- 0	300	269	319	319	30	30	
TOTALS	RPI 1-25	RPI 26-50	W-L RECORDS	RPI 51-100	RPI 101-150	RPI 150+				
9- 19	0- 0	0- 0	OVERALL	0- 1	2- 5	7- 13				
9- 4	0- 0	0- 0	HOME	0- 0	2- 2	7- 2				
0- 13	0- 0	0- 0	AWAY	0- 1	0- 3	0- 9				
0- 2	0- 0	0- 0	NEUTRAL	0- 0	0- 0	0- 2				
4- 9	0- 0	0- 0	NON-CONFERENCE	0- 1	1- 2	3- 6				
4- 2	0- 0	0- 0	HOME	0- 0	1- 1	3- 1				
0- 6	0- 0	0- 0	AWAY	0- 1	0- 1	0- 4				
0- 1	0- 0	0- 0	NEUTRAL	0- 0	0- 0	0- 1				
5- 10	0- 0	0- 0	CONFERENCE	0- 0	1- 3	4- 7				
5- 2	0- 0	0- 0	HOME	0- 0	1- 1	4- 1				
0- 7	0- 0	0- 0	AWAY	0- 0	0- 2	0- 5				
0- 1	0- 0	0- 0	NEUTRAL	0- 0	0- 0	0- 1				

RPI S	Opponent	Score	RPI S	Opponent	Score	RPI S	Opponent	Score	RPI S	Opponent	Score	Team's RPI: 328
						91 A	Montana	44 68	112 H	Boise St.	68 60	
									129 H	Eastern Wash.	62 68	
									131 A	New Mexico St.	62 67	
									131 H	New Mexico St.	58 68	
									137 A	San Francisco	50 69	
									140 A	Bakersfield	54 78	
									140 H	Bakersfield	70 58	
									151 A	UC Davis	49 59	
									152 N	Saint Louis	66 68	
									175 A	Tex.-Pan American	55 57	
									175 H	Tex.-Pan American	52 59	
									241 A	Idaho St.	67 68	
									254 A	Southern Utah	61 66	
									254 H	Southern Utah	72 76	
									260 H	Weber St.	61 40	
									273 A	Grand Canyon	50 60	
									273 H	Grand Canyon	52 50	
									279 A	Utah St.	61 79	
									296 H	Omaha	59 57	
									298 A	Seattle	58 73	
									298 H	Seattle	73 42	
									298 N	Seattle	62 64	
									342 A	UMKC	58 61	
									342 H	UMKC	61 51	
									343 A	Chicago St.	55 60	
									343 H	Chicago St.	68 53	
LAST 12 Division I GAMES:												
			298 N	Seattle	62 64		273 A	Grand Canyon	50 60			
			140 A	Bakersfield	54 78		298 H	Seattle	73 42			
			343 H	Chicago St.	68 53		140 H	Bakersfield	70 58			
			342 H	UMKC	61 51		342 A	UMKC	58 61			
			175 A	Tex.-Pan American	55 57		343 A	Chicago St.	55 60			
			131 A	New Mexico St.	62 67		131 H	New Mexico St.	58 68			

Non-Div I Games: Bristol 109 74 Montana Tech 75 65

Utah Valley

Loss, Non-Conf, S Site, H Home A Away N Neutral

RPI	S	Opponent	Score
345	H	Air Force	58 44

U
t
a
h
V
a
l
l
e
y

U
t
a
h
V
a
l
l
e
y

Utah Valley

Average RPI Win:	229	WON-LOST	WINNING	LAST 10	STRENGTH OF	OPP. STRENGTH	TEAM	ADJ.	CONF.	ADJ CONF.
Average RPI Loss:	98	RECORD	PCT. RANK	GAMES	SCHEDULE	OF SCHEDULE	RPI	RPI	RPI	RPI
DIV. I ONLY	16- 14	157	3- 7	154	149	142	142	6	6	
DIV. I NON-CONF.	9- 4	84	0- 0	167	326	80	80	6	6	
TOTALS	RPI 1-25	RPI 26-50	W-L RECORDS	RPI 51-100	RPI 101-150	RPI 150+				
16- 14	0- 2	0- 2	OVERALL	0- 5	2- 1	14- 4				
10- 4	0- 2	0- 0	HOME	0- 1	2- 0	8- 1				
6- 9	0- 0	0- 2	AWAY	0- 4	0- 1	6- 2				
0- 1	0- 0	0- 0	NEUTRAL	0- 0	0- 0	0- 1				
9- 4	0- 0	0- 1	NON-CONFERENCE	0- 1	1- 1	8- 1				
6- 0	0- 0	0- 0	HOME	0- 0	1- 0	5- 0				
3- 4	0- 0	0- 1	AWAY	0- 1	0- 1	3- 1				
0- 0	0- 0	0- 0	NEUTRAL	0- 0	0- 0	0- 0				
7- 10	0- 2	0- 1	CONFERENCE	0- 4	1- 0	6- 3				
4- 4	0- 2	0- 0	HOME	0- 1	1- 0	3- 1				
3- 5	0- 0	0- 1	AWAY	0- 3	0- 0	3- 1				
0- 1	0- 0	0- 0	NEUTRAL	0- 0	0- 0	0- 1				

RPI	S	Opponent	Score	RPI	S	Opponent	Score	RPI	S	Opponent	Score	RPI	S	Opponent	Score	Team's RPI: 142
11	H	George Washington	57 65	28	A	Ohio St.	86 96	63	A	Liberty	53 69	121	A	Old Dominion	44 66	
13	H	Dayton	56 75	48	A	Duquesne	47 83	72	A	Fordham	51 60	134	H	Rhode Island	64 48	
								87	A	Saint Joseph's	46 63	149	H	High Point	81 59	
								92	A	Richmond	63 67	152	A	Saint Louis	59 54	
								92	H	Richmond	49 55	152	N	Saint Louis	58 65	
												167	A	St. Bonaventure	61 51	
												175	H	Tex.-Pan American	64 43	
												176	H	N.C. A&T	60 51	
												179	A	William & Mary	48 56	
												185	H	La Salle	65 74	
												197	H	Massachusetts	65 43	
												226	A	UNCW	59 53	
												235	A	George Mason	79 86	
												235	H	George Mason	70 66	
												244	H	Presbyterian	55 36	
												263	A	Davidson	66 63	
												263	H	Davidson	62 53	
												306	A	UMES	72 50	
												310	H	UNC Greensboro	80 73	
												323	H	Wagner	84 75	
												337	A	Coppin St.	63 52	
LAST 12 Division I GAMES:																
152	N	Saint Louis	58 65	48	A	Duquesne	47 83									
92	H	Richmond	49 55	92	A	Richmond	63 67									
263	A	Davidson	66 63	185	H	La Salle	65 74									
197	H	Massachusetts	65 43	235	H	George Mason	70 66									
11	H	George Washington	57 65	13	H	Dayton	56 75									
235	A	George Mason	79 86	167	A	St. Bonaventure	61 51									

Non-Div I Games:

VCU

■ Loss,
 ■ Non-Conf,
 ■ S Site,
 ■ H Home
 ■ A Away
 N Neutral

Valparaiso

Through Games Of March 13, 2015

Average RPI Win: 247	WON-LOST	WINNING	LAST 10	STRENGTH OF	OPP. STRENGTH	TEAM	ADJ.	CONF.	ADJ CONF.
Average RPI Loss: 138	RECORD	PCT. RANK	GAMES	SCHEDULE	OF SCHEDULE	RPI	RPI	RPI	RPI
DIV. I ONLY	5- 24	322	2- 8	112	184	282	282	12	12
DIV. I NON-CONF.	3- 9	281	0- 0	116	180	244	244	15	15
TOTALS	RPI 1-25	RPI 26-50	W-L RECORDS	RPI 51-100	RPI 101-150	RPI 150+			
5- 24	0- 3	0- 0	OVERALL	0- 7	1- 4	4- 10			
3- 11	0- 2	0- 0	HOME	0- 3	1- 3	2- 3			
2- 13	0- 1	0- 0	AWAY	0- 4	0- 1	2- 7			
0- 0	0- 0	0- 0	NEUTRAL	0- 0	0- 0	0- 0			
3- 9	0- 1	0- 0	NON-CONFERENCE	0- 3	1- 2	2- 3			
2- 4	0- 1	0- 0	HOME	0- 1	1- 2	1- 0			
1- 5	0- 0	0- 0	AWAY	0- 2	0- 0	1- 3			
0- 0	0- 0	0- 0	NEUTRAL	0- 0	0- 0	0- 0			
2- 15	0- 2	0- 0	CONFERENCE	0- 4	0- 2	2- 7			
1- 7	0- 1	0- 0	HOME	0- 2	0- 1	1- 3			
1- 8	0- 1	0- 0	AWAY	0- 2	0- 1	1- 4			
0- 0	0- 0	0- 0	NEUTRAL	0- 0	0- 0	0- 0			

RPI 1-25				RPI 26-50				RPI 51-100				RPI 101+ Team's RPI: 282			
RPI	S	Opponent	Score	RPI	S	Opponent	Score	RPI	S	Opponent	Score	RPI	S	Opponent	Score
7	H	Louisville	59 86					54	H	Stetson	62 73	106	H	Illinois	58 80
23	A	Green Bay	45 87					73	A	South Dakota	62 81	108	A	Cleveland St.	62 69
23	H	Green Bay	52 67					78	A	Youngstown St.	57 80	108	H	Cleveland St.	70 77
								78	H	Youngstown St.	69 87	116	H	Tulsa	63 87
								83	A	Wright St.	66 95	146	H	Butler	91 57
								83	H	Wright St.	62 80	166	A	Indiana	49 81
								89	A	Akron	65 100	173	A	SIUE	65 77
												209	A	Ill.-Chicago	42 60
												209	H	Ill.-Chicago	56 86
												222	A	Detroit	74 68
												222	H	Detroit	57 78
												236	A	Oakland	55 70
												236	H	Oakland	54 71
												251	A	Northern Ill.	65 50
												278	A	Miami (OH)	59 82
												281	A	Milwaukee	79 90
												281	A	Milwaukee	64 77
												281	H	Milwaukee	69 56
												334	H	Tennessee Tech	79 61
LAST 12 Division I GAMES:															
281	A	Milwaukee	64 77	23	A	Green Bay	45 87								
78	A	Youngstown St.	57 80	281	H	Milwaukee	69 56								
236	A	Oakland	55 70	83	A	Wright St.	66 95								
222	H	Detroit	57 78	222	A	Detroit	74 68								
108	H	Cleveland St.	70 77	23	H	Green Bay	52 67								
78	H	Youngstown St.	69 87	209	A	Ill.-Chicago	42 60								

Non-Div I Games: Purdue-Calumet 109 81

Valparaiso

■ Loss,
 ■ Non-Conf,
 ■ S Site,
 ■ Home
 ■ Away
 N Neutral

Through Games of March 15, 1918				Through Games of March 15, 1918						
Average RPI Win:	126	WON-LOST	WINNING	LAST 10	STRENGTH OF	OPP. STRENGTH	TEAM	ADJ.	CONF.	ADJ CONF.
Average RPI Loss:	56	RECORD	PCT. RANK	GAMES	SCHEDULE	OF SCHEDULE	RPI	RPI	RPI	RPI
DIV. I ONLY	14- 16	199	3- 7	5	16	62	62	2	2	
DIV. I NON-CONF.	8- 4	92	0- 0	15	39	39	39	4	4	

TOTALS	RPI 1-25	RPI 26-50		W-L RECORDS		RPI 51-100	RPI 101-150	RPI 150+		
14- 16	1- 8	4- 2		OVERALL		0- 2	2- 2	7- 2		
8- 6	1- 3	3- 0		HOME		0- 0	1- 2	3- 1		
4- 7	0- 2	0- 2		AWAY		0- 2	1- 0	3- 1		
2- 3	0- 3	1- 0		NEUTRAL		0- 0	0- 0	1- 0		
8- 4	1- 3	2- 0		NON-CONFERENCE		0- 0	1- 0	4- 1		
5- 1	1- 1	1- 0		HOME		0- 0	0- 0	3- 0		
2- 1	0- 0	0- 0		AWAY		0- 0	1- 0	1- 1		
1- 2	0- 2	1- 0		NEUTRAL		0- 0	0- 0	0- 0		
6- 12	0- 5	2- 2		CONFERENCE		0- 2	1- 2	3- 1		
3- 5	0- 2	2- 0		HOME		0- 0	1- 2	0- 1		
2- 6	0- 2	0- 2		AWAY		0- 2	0- 0	2- 0		
1- 1	0- 1	0- 0		NEUTRAL		0- 0	0- 0	1- 0		

RPI 1-25				RPI 26-50				RPI 51-100				Team's RPI: 62				RPI 101+			
RPI	S	Opponent	Score	RPI	S	Opponent	Score	RPI	S	Opponent	Score	RPI	S	Opponent	Score	RPI	S	Opponent	Score
2	A	Tennessee	49 79	29	A	Mississippi St.	44 69	58	A	LSU	44 64	101	A	Elon	66 50				
2	H	Tennessee	49 57	29	H	Mississippi St.	78 62	59	A	Georgia	53 64	103	H	Ole Miss	58 54				
3	A	South Carolina	59 89	30	H	James Madison	66 62					104	H	Missouri	51 54				
5	N	UConn	52 91	32	A	Texas A&M	61 75					150	H	Auburn	58 70				
8	H	Kentucky	68 82	42	H	Arkansas	55 53					152	H	Saint Louis	75 57				
8	N	Kentucky	61 67	44	N	Minnesota	71 54					160	A	Florida	76 75				
13	H	Dayton	67 71									160	H	Florida	58 67				
17	N	Arizona St.	67 72									162	A	Wisconsin	67 58				
23	H	Green Bay	68 64									170	H	Belmont	65 58				
LAST 12 Division I GAMES:																			
8 N Kentucky 61 67				3 A South Carolina 59 89															
202 N Alabama 66 56				8 H Kentucky 68 82															
2 A Tennessee 49 79				103 H Ole Miss 58 54															
150 H Auburn 58 70				160 H Florida 58 67															
104 H Missouri 51 54				29 A Mississippi St. 44 69															
160 A Florida 76 75				202 A Alabama 55 52															

Non-Div I Games: Ala.-Huntsville 74 51

Vanderbilt

Loss, Non-Conf, S Site, H Home A Away N Neutral

Vermont

Through Games Of March 13, 2015

Average RPI Win: 251	WON-LOST	WINNING	LAST 10	STRENGTH OF	OPP. STRENGTH	TEAM	ADJ.	CONF.	ADJ CONF.
Average RPI Loss: 168	RECORD	PCT. RANK	GAMES	SCHEDULE	OF SCHEDULE	RPI	RPI	RPI	RPI
DIV. I ONLY	5- 24	322	2- 8	170	259	304	304	23	23
DIV. I NON-CONF.	3- 9	281	0- 0	162	260	275	275	23	23
TOTALS	RPI 1-25	RPI 26-50	W-L RECORDS	RPI 51-100	RPI 101-150	RPI 150+			
5- 24	0- 1	0- 1	OVERALL	0- 5	0- 3	5- 14			
3- 11	0- 0	0- 0	HOME	0- 2	0- 2	3- 7			
2- 12	0- 1	0- 1	AWAY	0- 2	0- 1	2- 7			
0- 1	0- 0	0- 0	NEUTRAL	0- 1	0- 0	0- 0			
3- 9	0- 1	0- 1	NON-CONFERENCE	0- 0	0- 1	3- 6			
2- 4	0- 0	0- 0	HOME	0- 0	0- 1	2- 3			
1- 5	0- 1	0- 1	AWAY	0- 0	0- 0	1- 3			
0- 0	0- 0	0- 0	NEUTRAL	0- 0	0- 0	0- 0			
2- 15	0- 0	0- 0	CONFERENCE	0- 5	0- 2	2- 8			
1- 7	0- 0	0- 0	HOME	0- 2	0- 1	1- 4			
1- 7	0- 0	0- 0	AWAY	0- 2	0- 1	1- 4			
0- 1	0- 0	0- 0	NEUTRAL	0- 1	0- 0	0- 0			

RPI 1-25				RPI 26-50				RPI 51-100				RPI 101+ Team's RPI: 304			
RPI	S	Opponent	Score	RPI	S	Opponent	Score	RPI	S	Opponent	Score	RPI	S	Opponent	Score
23	A	Green Bay	40 60	35	A	Syracuse	63 94	77	A	Albany (NY)	48 76	130	H	Cornell	87 90
								77	H	Albany (NY)	48 89	144	A	Hartford	49 60
								77	N	Albany (NY)	33 63	144	H	Hartford	46 62
								95	A	Maine	46 74	153	H	Dartmouth	68 63
								95	H	Maine	54 57	156	H	Bryant	55 72
												165	A	Central Conn. St.	75 77
												177	H	Delaware	46 68
												192	A	Stony Brook	38 60
												192	H	Stony Brook	62 74
												208	A	New Hampshire	63 60
												208	H	New Hampshire	56 64
												218	A	UMass Lowell	63 72
												218	H	UMass Lowell	64 72
												219	A	Sacred Heart	66 76
												232	H	Brown	76 81
												249	A	St. Francis Brooklyn	63 61
												257	A	UMBC	64 71
												257	H	UMBC	61 68
												321	A	Boston U.	61 66
												323	H	Wagner	82 75
												324	A	Binghamton	62 73
												324	H	Binghamton	72 66
LAST 12 Division I GAMES:															
				77	N	Albany (NY)	33 63	324	H	Binghamton	72 66				
				77	A	Albany (NY)	48 76	192	H	Stony Brook	62 74				
				218	H	UMass Lowell	64 72	144	A	Hartford	49 60				
				95	H	Maine	54 57	77	H	Albany (NY)	48 89				
				257	A	UMBC	64 71	218	A	UMass Lowell	63 72				
				208	A	New Hampshire	63 60	95	A	Maine	46 74				

Non-Div I Games:

Vermont

Loss, Non-Conf, S Site, H Home A Away N Neutral

Villanova

Through Games Of March 13, 2015

Average RPI Win:	173	WON-LOST	WINNING	LAST 10	STRENGTH OF	OPP. STRENGTH	TEAM	ADJ.	CONF.	ADJ CONF.
Average RPI Loss:	85	RECORD	PCT. RANK	GAMES	SCHEDULE	OF SCHEDULE	RPI	RPI	RPI	RPI
DIV. I ONLY	19- 13	113	6- 4	68	71	76	76	10	10	
DIV. I NON-CONF.	6- 6	158	0- 0	59	17	91	91	9	9	
TOTALS	RPI 1-25	RPI 26-50	W-L RECORDS	RPI 51-100	RPI 101-150	RPI 150+				
19- 13	0- 2	1- 5	OVERALL	5- 3	3- 1	10- 2				
11- 2	0- 0	1- 1	HOME	3- 0	2- 0	5- 1				
6- 7	0- 1	0- 2	AWAY	2- 2	0- 1	4- 1				
2- 4	0- 1	0- 2	NEUTRAL	0- 1	1- 0	1- 0				
6- 6	0- 2	0- 1	NON-CONFERENCE	2- 2	1- 0	3- 1				
3- 1	0- 0	0- 0	HOME	1- 0	1- 0	1- 1				
2- 2	0- 1	0- 0	AWAY	1- 1	0- 0	1- 0				
1- 3	0- 1	0- 1	NEUTRAL	0- 1	0- 0	1- 0				
13- 7	0- 0	1- 4	CONFERENCE	3- 1	2- 1	7- 1				
8- 1	0- 0	1- 1	HOME	2- 0	1- 0	4- 0				
4- 5	0- 0	0- 2	AWAY	1- 1	0- 1	3- 1				
1- 1	0- 0	0- 1	NEUTRAL	0- 0	1- 0	0- 0				

RPI S	Opponent	Score	RPI S	Opponent	Score	RPI S	Opponent	Score	RPI S	Opponent	Score
17 N	Arizona St.	46 51	26 N	South Fla.	56 57	51 A	Penn	70 44	143 H	Temple	64 59
20 A	Chattanooga	45 49	37 A	DePaul	47 49	82 H	North Carolina St.	74 65	146 A	Butler	58 72
			37 H	DePaul	79 76	85 A	St. John's (NY)	51 56	146 H	Butler	63 52
			37 N	DePaul	55 58	85 H	St. John's (NY)	81 69	146 N	Butler	70 49
			38 A	Seton Hall	62 64	86 N	Georgia Tech	63 71	185 H	La Salle	70 36
			38 H	Seton Hall	56 59	87 A	Saint Joseph's	54 58	191 A	Xavier	54 34
						88 A	Creighton	65 61	191 H	Xavier	64 48
						88 H	Creighton	61 53	211 A	Cal St. Fullerton	50 43
									219 H	Sacred Heart	49 72
									248 A	Marquette	75 59
									248 H	Marquette	68 48
									269 A	Providence	49 51
									269 H	Providence	71 62
									285 N	Col. of Charleston	60 41
									300 A	Georgetown	64 48
									300 H	Georgetown	69 57
LAST 12 Division I GAMES:											
37 N	DePaul	55 58	191 H	Xavier	64 48						
146 N	Butler	70 49	146 H	Butler	63 52						
88 H	Creighton	61 53	300 A	Georgetown	64 48						
269 H	Providence	71 62	37 A	DePaul	47 49						
38 A	Seton Hall	62 64	248 A	Marquette	75 59						
85 A	St. John's (NY)	51 56	85 H	St. John's (NY)	81 69						

Non-Div I Games:

Villanova

Loss, Non-Conf, S Site, H Home A Away N Neutral

Virginia

Through Games Of March 13, 2015

Average RPI Win:	181	WON-LOST	WINNING	LAST 10	STRENGTH OF	OPP. STRENGTH	TEAM	ADJ.	CONF.	ADJ CONF.
Average RPI Loss:	64	RECORD	PCT. RANK	GAMES	SCHEDULE	OF SCHEDULE	RPI	RPI	RPI	RPI
DIV. I ONLY	17- 13	122	4- 6	100	50	110	110	3	3	
DIV. I NON-CONF.	10- 3	52	0- 0	314	190	152	152	3	3	
TOTALS	RPI 1-25	RPI 26-50	W-L RECORDS	RPI 51-100	RPI 101-150	RPI 150+				
17- 13	1- 5	1- 2	OVERALL	3- 3	2- 2	10- 1				
13- 4	1- 2	1- 0	HOME	3- 1	2- 0	6- 1				
4- 7	0- 3	0- 2	AWAY	0- 1	0- 1	4- 0				
0- 2	0- 0	0- 0	NEUTRAL	0- 1	0- 1	0- 0				
10- 3	0- 0	1- 0	NON-CONFERENCE	2- 0	1- 2	6- 1				
8- 1	0- 0	1- 0	HOME	2- 0	1- 0	4- 1				
2- 1	0- 0	0- 0	AWAY	0- 0	0- 1	2- 0				
0- 1	0- 0	0- 0	NEUTRAL	0- 0	0- 1	0- 0				
7- 10	1- 5	0- 2	CONFERENCE	1- 3	1- 0	4- 0				
5- 3	1- 2	0- 0	HOME	1- 1	1- 0	2- 0				
2- 6	0- 3	0- 2	AWAY	0- 1	0- 0	2- 0				
0- 1	0- 0	0- 0	NEUTRAL	0- 1	0- 0	0- 0				

RPI 1-25			RPI 26-50			RPI 51-100			RPI 101+			Team's RPI: 110
RPI	S	Opponent	Score	RPI	S	Opponent	Score	RPI	S	Opponent	Score	
1	A	Notre Dame	54 75	28	H	Ohio St.	87 82	60	H	St. Mary's (CA)	62 49	106 A Illinois 63 86
7	A	Louisville	55 67	35	A	Syracuse	58 70	65	A	Miami (FL)	58 67	120 H Boston College 68 56
7	H	Louisville	75 59	41	A	Pittsburgh	63 68	65	N	Miami (FL)	52 62	126 N Toledo 62 64
10	H	Florida St.	56 65					74	H	Drexel	72 66	150 H Auburn 66 51
14	H	Duke	45 71					82	H	North Carolina St.	71 63	186 H Wake Forest 72 70
16	A	North Carolina	70 72					86	H	Georgia Tech	62 68	191 A Xavier 71 62
												200 A Virginia Tech 62 47
												200 H Virginia Tech 73 59
												203 A Clemson 77 72
												206 H Radford 75 47
												263 H Davidson 57 67
												335 A FIU 74 61
												341 H Howard 74 53
												344 H Longwood 91 49
												347 H Delaware St. 100 62
LAST 12 Division I GAMES:												
65	N	Miami (FL)	52 62	14	H	Duke	45 71					
7	H	Louisville	75 59	1	A	Notre Dame	54 75					
16	A	North Carolina	70 72	203	A	Clemson	77 72					
200	H	Virginia Tech	73 59	82	H	North Carolina St.	71 63					
41	A	Pittsburgh	63 68	86	H	Georgia Tech	62 68					
10	H	Florida St.	56 65	65	A	Miami (FL)	58 67					

Non-Div I Games:

Virginia

■ Loss,
■ Non-Conf,
■ S Site,
■ H Home
■ A Away
N Neutral

Average RPI Win:	213	WON-LOST	WINNING	LAST 10	STRENGTH OF	OPP. STRENGTH	TEAM	ADJ.	CONF.	ADJ CONF.
Average RPI Loss:	76	RECORD	PCT. RANK	GAMES	SCHEDULE	OF SCHEDULE	RPI	RPI	RPI	RPI
DIV. I ONLY	12- 20	247	2- 8	53	66	200	200	3	3	
DIV. I NON-CONF.	9- 4	84	0- 0	250	325	169	169	3	3	
TOTALS	RPI 1-25	RPI 26-50	W-L RECORDS	RPI 51-100	RPI 101-150	RPI 150+				
12- 20	0- 6	1- 3	OVERALL	2- 4	1- 4	8- 3				
9- 9	0- 4	0- 2	HOME	1- 1	1- 2	7- 0				
1- 10	0- 1	0- 1	AWAY	0- 3	0- 2	1- 3				
2- 1	0- 1	1- 0	NEUTRAL	1- 0	0- 0	0- 0				
9- 4	0- 0	0- 1	NON-CONFERENCE	1- 0	1- 1	7- 2				
8- 2	0- 0	0- 1	HOME	1- 0	1- 1	6- 0				
1- 2	0- 0	0- 0	AWAY	0- 0	0- 0	1- 2				
0- 0	0- 0	0- 0	NEUTRAL	0- 0	0- 0	0- 0				
3- 16	0- 6	1- 2	CONFERENCE	1- 4	0- 3	1- 1				
1- 7	0- 4	0- 1	HOME	0- 1	0- 1	1- 0				
0- 8	0- 1	0- 1	AWAY	0- 3	0- 2	0- 1				
2- 1	0- 1	1- 0	NEUTRAL	1- 0	0- 0	0- 0				

RPI S	Opponent	Score	RPI S	Opponent	Score	RPI S	Opponent	Score	RPI S	Opponent	Score	Team's RPI: 200
1	H Notre Dame	50 74	34	H Northwestern	45 70	65	A Miami (FL)	39 42	109	H East Tenn. St.	72 65	
7	H Louisville	49 69	35	H Syracuse	51 59	65	H Miami (FL)	45 62	110	A Virginia	59 73	
10	H Florida St.	44 59	41	A Pittsburgh	35 53	82	A North Carolina St.	59 73	110	H Virginia	47 62	
10	N Florida St.	43 82	41	N Pittsburgh	51 45	82	N North Carolina St.	57 56	120	A Boston College	47 49	
14	A Duke	40 65				86	A Georgia Tech	71 79	121	H Old Dominion	62 69	
16	H North Carolina	52 74				97	H Hofstra	60 43	160	A Florida	44 73	
									186	H Wake Forest	76 59	
									203	A Clemson	54 63	
									206	H Radford	73 60	
									235	A George Mason	69 77	
									269	A Providence	72 69	
									271	H Norfolk St.	60 49	
									301	H Western Caro.	79 58	
									306	H UMES	63 41	
									339	H N.C. Central	80 44	
									344	H Longwood	74 42	
LAST 12 Division I GAMES:												
10	N Florida St.	43 82	35	H Syracuse	51 59							
41	N Pittsburgh	51 45	41	A Pittsburgh	35 53							
82	N North Carolina St.	57 56	16	H North Carolina	52 74							
120	A Boston College	47 49	65	A Miami (FL)	39 42							
110	A Virginia	59 73	86	A Georgia Tech	71 79							
7	H Louisville	49 69	1	H Notre Dame	50 74							

Non-Div I Games:

Virginia Tech

■ Loss,
 ■ Non-Conf,
 ■ S Site,
 ■ H Home
 ■ A Away
 N Neutral

W
a
g
n
e
rW
a
g
n
e
r

Wagner

Page 365

Wake Forest

Through Games Of March 13, 2015

Average RPI Win:	194	WON-LOST	WINNING	LAST 10	STRENGTH OF	OPP. STRENGTH	TEAM	ADJ.	CONF.	ADJ CONF.
Average RPI Loss:	66	RECORD	PCT. RANK	GAMES	SCHEDULE	OF SCHEDULE	RPI	RPI	RPI	RPI
DIV. I ONLY	13- 20	242	3- 7	59	40	186	186	3	3	
DIV. I NON-CONF.	9- 5	102	0- 0	240	193	176	176	3	3	
TOTALS	RPI 1-25	RPI 26-50	W-L RECORDS	RPI 51-100	RPI 101-150	RPI 150+				
13- 20	0- 8	2- 2	OVERALL	2- 5	1- 3	8- 2				
9- 8	0- 2	1- 1	HOME	1- 2	0- 2	7- 1				
0- 10	0- 4	0- 1	AWAY	0- 3	0- 1	0- 1				
4- 2	0- 2	1- 0	NEUTRAL	1- 0	1- 0	1- 0				
9- 5	0- 1	1- 0	NON-CONFERENCE	1- 2	0- 1	7- 1				
7- 2	0- 0	1- 0	HOME	0- 0	0- 1	6- 1				
0- 2	0- 0	0- 0	AWAY	0- 2	0- 0	0- 0				
2- 1	0- 1	0- 0	NEUTRAL	1- 0	0- 0	1- 0				
4- 15	0- 7	1- 2	CONFERENCE	1- 3	1- 2	1- 1				
2- 6	0- 2	0- 1	HOME	1- 2	0- 1	1- 0				
0- 8	0- 4	0- 1	AWAY	0- 1	0- 1	0- 1				
2- 1	0- 1	0- 0	NEUTRAL	0- 0	1- 0	0- 0				

RPI S	Opponent	Score	RPI S	Opponent	Score	RPI S	Opponent	Score	RPI S	Opponent	Score	Team's RPI: 186
1	A Notre Dame	63 92	35	A Syracuse	62 73	65	H Miami (FL)	60 59	104	H Missouri	64 79	
7	H Louisville	68 79	35	N Syracuse	85 79	67	A Michigan	69 83	110	A Virginia	70 72	
10	A Florida St.	80 110	41	H Pittsburgh	41 65	82	A North Carolina St.	55 71	120	H Boston College	74 75	
12	N Princeton	55 72	50	H American	77 64	82	H North Carolina St.	70 78	120	N Boston College	69 53	
14	A Duke	63 70				86	H Georgia Tech	60 67	155	N Charlotte	65 58	
14	H Duke	53 70				91	N Montana	73 60	200	A Virginia Tech	59 76	
14	N Duke	68 77				92	A Richmond	72 79	203	H Clemson	64 62	
16	A North Carolina	45 83							214	H Arizona	69 72	
									237	H Towson	74 64	
									248	H Marquette	89 77	
									301	H Western Caro.	77 59	
									334	H Tennessee Tech	89 62	
									337	H Coppin St.	65 54	
									344	H Longwood	64 60	
LAST 12 Division I GAMES:												
14	N Duke	68 77	41	H Pittsburgh	41 65							
35	N Syracuse	85 79	120	H Boston College	74 75							
120	N Boston College	69 53	82	A North Carolina St.	55 71							
86	H Georgia Tech	60 67	14	H Duke	53 70							
65	H Miami (FL)	60 59	1	A Notre Dame	63 92							
16	A North Carolina	45 83	203	H Clemson	64 62							

Non-Div I Games:

Wake Forest

■ Loss,
■ Non-Conf, S Site,
■ Home
■ Away
N Neutral

Average RPI Win:	146	WON-LOST	WINNING	LAST 10	STRENGTH OF	OPP. STRENGTH	TEAM	ADJ.	CONF.	ADJ CONF.
Average RPI Loss:	50	RECORD	PCT. RANK	GAMES	SCHEDULE	OF SCHEDULE	RPI	RPI	RPI	RPI
DIV. I ONLY	23- 9	49	7- 3	50	44	33	33	5	5	
DIV. I NON-CONF.	11- 1	11	0- 0	114	97	17	17	5	5	
TOTALS	RPI 1-25	RPI 26-50	W-L RECORDS	RPI 51-100	RPI 101-150	RPI 150+				
23- 9	3- 7	1- 0	OVERALL	4- 1	6- 0	9- 1				
11- 2	2- 1	1- 0	HOME	3- 1	2- 0	3- 0				
8- 6	0- 5	0- 0	AWAY	1- 0	2- 0	5- 1				
4- 1	1- 1	0- 0	NEUTRAL	0- 0	2- 0	1- 0				
11- 1	1- 1	1- 0	NON-CONFERENCE	1- 0	4- 0	4- 0				
4- 0	0- 0	1- 0	HOME	1- 0	1- 0	1- 0				
4- 1	0- 1	0- 0	AWAY	0- 0	1- 0	3- 0				
3- 0	1- 0	0- 0	NEUTRAL	0- 0	2- 0	0- 0				
12- 8	2- 6	0- 0	CONFERENCE	3- 1	2- 0	5- 1				
7- 2	2- 1	0- 0	HOME	2- 1	1- 0	2- 0				
4- 5	0- 4	0- 0	AWAY	1- 0	1- 0	2- 1				
1- 1	0- 1	0- 0	NEUTRAL	0- 0	0- 0	1- 0				

RPI 1-25				RPI 26-50				Team's RPI: 33				RPI 51-100				RPI 101+			
RPI	S	Opponent	Score	RPI	S	Opponent	Score	RPI	S	Opponent	Score	RPI	S	Opponent	Score	RPI	S	Opponent	Score
10	N	Florida St.	80 68	32	H	Texas A&M	70 49	69	A	Washington St.	83 43	102	A	Colorado	79 67				
17	A	Arizona St.	48 62					69	H	Washington St.	72 83	102	H	Colorado	85 82				
18	A	Stanford	69 82					73	H	South Dakota	96 82	127	H	Yale	81 51				
18	H	Stanford	56 60					93	H	UCLA	74 61	144	N	Hartford	81 70				
19	A	Oregon St.	67 75					98	H	Southern California	60 48	145	A	UC Riverside	74 71				
19	H	Oregon St.	76 67									148	N	Furman	101 69				
22	A	Oklahoma	80 90									180	A	Oregon	91 69				
24	A	California	58 82									180	H	Oregon	70 55				
24	H	California	79 77									214	A	Arizona	79 69				
24	N	California	53 69									228	A	San Diego St.	69 48				
												238	A	Utah	61 69				
												238	H	Utah	63 51				
												238	N	Utah	75 64				
												292	A	Portland	80 45				
												298	A	Seattle	102 69				
												313	H	Grambling	84 53				
LAST 12 Division I GAMES:																			
24	N	California	53 69	102	A	Colorado	79 67												
238	N	Utah	75 64	238	A	Utah	61 69												
93	H	UCLA	74 61	180	H	Oregon	70 55												
98	H	Southern California	60 48	19	H	Oregon St.	76 67												
69	A	Washington St.	83 43	18	A	Stanford	69 82												
69	H	Washington St.	72 83	24	A	California	58 82												

Non-Div I Games:

Washington

■ Loss,
 ■ Non-Conf,
 ■ S Site,
 ■ Home
 ■ A Away
 N Neutral

Average RPI Win:	163	WON-LOST	WINNING	LAST 10	STRENGTH OF	OPP. STRENGTH	TEAM	ADJ.	CONF.	ADJ CONF.
Average RPI Loss:	48	RECORD	PCT. RANK	GAMES	SCHEDULE	OF SCHEDULE	RPI	RPI	RPI	RPI
DIV. I ONLY	17- 14	147	4- 6	36	33	69	69	5	5	
DIV. I NON-CONF.	9- 2	35	0- 0	100	40	41	41	5	5	
TOTALS	RPI 1-25	RPI 26-50	W-L RECORDS	RPI 51-100	RPI 101-150	RPI 150+				
17- 14	2- 8	2- 2	OVERALL	1- 2	2- 1	10- 1				
7- 7	1- 3	0- 2	HOME	1- 1	1- 0	4- 1				
8- 5	0- 4	2- 0	AWAY	0- 0	1- 1	5- 0				
2- 2	1- 1	0- 0	NEUTRAL	0- 1	0- 0	1- 0				
9- 2	2- 0	1- 1	NON-CONFERENCE	0- 1	1- 0	5- 0				
4- 1	1- 0	0- 1	HOME	0- 0	0- 0	3- 0				
4- 0	0- 0	1- 0	AWAY	0- 0	1- 0	2- 0				
1- 1	1- 0	0- 0	NEUTRAL	0- 1	0- 0	0- 0				
8- 12	0- 8	1- 1	CONFERENCE	1- 1	1- 1	5- 1				
3- 6	0- 3	0- 1	HOME	1- 1	1- 0	1- 1				
4- 5	0- 4	1- 0	AWAY	0- 0	0- 1	3- 0				
1- 1	0- 1	0- 0	NEUTRAL	0- 0	0- 0	1- 0				

RPI 1-25				RPI 26-50				RPI 51-100 Team's RPI: 69				RPI 101+			
RPI	S	Opponent	Score	RPI	S	Opponent	Score	RPI	S	Opponent	Score	RPI	S	Opponent	Score
6	N	Maryland	70 64	33	A	Washington	83 72	67	N	Michigan	64 76	102	A	Colorado	51 72
13	H	Dayton	76 60	33	H	Washington	43 83	93	H	UCLA	69 74	102	H	Colorado	73 68
17	A	Arizona St.	64 78	36	H	Nebraska	61 82	98	H	Southern California	68 62	115	A	Hampton	74 60
17	N	Arizona St.	48 67	39	A	Gonzaga	59 58					169	H	Montana St.	82 61
18	A	Stanford	56 75									180	A	Oregon	79 76
18	H	Stanford	76 86									180	H	Oregon	69 70
19	A	Oregon St.	70 73									180	N	Oregon	66 64
19	H	Oregon St.	56 61									214	A	Arizona	81 70
24	A	California	54 57									238	A	Utah	61 52
24	H	California	62 70									238	H	Utah	63 54
												241	H	Idaho St.	84 34
												272	A	Loyola Marymount	87 60
												298	H	Seattle	82 62
												330	A	UC Santa Barbara	81 55
LAST 12 Division I GAMES:															
		17 N Arizona St.	48 67			238 A Utah	61 52								
		180 N Oregon	66 64			102 A Colorado	51 72								
		98 H Southern California	68 62			19 H Oregon St.	56 61								
		93 H UCLA	69 74			180 H Oregon	69 70								
		33 H Washington	43 83			24 A California	54 57								
		33 A Washington	83 72			18 A Stanford	56 75								

Non-Div I Games:

Washington St.

■ Loss,
 ■ Non-Conf,
 ■ S Site,
 ■ H Home
 ■ A Away
 N Neutral

Average RPI Win:	248	WON-LOST	WINNING	LAST 10	STRENGTH OF	OPP. STRENGTH	TEAM	ADJ.	CONF.	ADJ CONF.
Average RPI Loss:	154	RECORD	PCT. RANK	GAMES	SCHEDULE	OF SCHEDULE	RPI	RPI	RPI	RPI
DIV. I ONLY	9- 18	262	3- 7	196	253	260	260	21	21	
DIV. I NON-CONF.	3- 6	234	0- 0	166	247	230	230	21	21	
TOTALS	RPI 1-25	RPI 26-50	W-L RECORDS	RPI 51-100	RPI 101-150	RPI 150+				
9- 18	0- 0	0- 2	OVERALL	0- 4	2- 3	7- 9				
5- 8	0- 0	0- 1	HOME	0- 2	1- 1	4- 4				
4- 9	0- 0	0- 1	AWAY	0- 1	1- 2	3- 5				
0- 1	0- 0	0- 0	NEUTRAL	0- 1	0- 0	0- 0				
3- 6	0- 0	0- 2	NON-CONFERENCE	0- 2	1- 0	2- 2				
1- 3	0- 0	0- 1	HOME	0- 1	0- 0	1- 1				
2- 2	0- 0	0- 1	AWAY	0- 0	1- 0	1- 1				
0- 1	0- 0	0- 0	NEUTRAL	0- 1	0- 0	0- 0				
6- 12	0- 0	0- 0	CONFERENCE	0- 2	1- 3	5- 7				
4- 5	0- 0	0- 0	HOME	0- 1	1- 1	3- 3				
2- 7	0- 0	0- 0	AWAY	0- 1	0- 2	2- 4				
0- 0	0- 0	0- 0	NEUTRAL	0- 0	0- 0	0- 0				

RPI S	Opponent	Score	RPI S	Opponent	Score	RPI S	Opponent	Score	RPI S	Opponent	Score	Team's RPI: 260
46	H Oklahoma St.	49 55	56	H San Diego	50 59	119	H Northern Colo.	59 52				
49	A BYU	53 64	91	A Montana	43 53	129	A Eastern Wash.	62 64				
			91	H Montana	60 64	129	H Eastern Wash.	55 69				
			94	N Eastern Mich.	42 57	131	A New Mexico St.	100 97				
						135	A Sacramento St.	65 108				
						169	A Montana St.	54 62				
						169	H Montana St.	49 60				
						182	H North Dakota	54 57				
						196	A Idaho	42 71				
						196	H Idaho	60 67				
						211	H Cal St. Fullerton	68 70				
						241	A Idaho St.	56 63				
						241	H Idaho St.	63 57				
						254	A Southern Utah	50 48				
						254	H Southern Utah	60 39				
						267	A Northern Ariz.	52 56				
						267	H Northern Ariz.	66 53				
						309	H Denver	65 63				
						312	A Portland St.	60 51				
						328	A Utah Valley	40 61				
						345	A Air Force	71 53				
LAST 12 Division I GAMES:												
129	A Eastern Wash.	62 64	254	A Southern Utah	50 48							
196	A Idaho	42 71	241	H Idaho St.	63 57							
241	A Idaho St.	56 63	119	H Northern Colo.	59 52							
91	H Montana	60 64	182	H North Dakota	54 57							
169	H Montana St.	49 60	135	A Sacramento St.	65 108							
267	A Northern Ariz.	52 56	312	A Portland St.	60 51							

Non-Div I Games: Bristol 94 48 Montana Western 77 31

Weber St.

■ Loss,
 ■ Non-Conf,
 ■ S Site,
 ■ H Home
 ■ A Away
 N Neutral

West Virginia

Through Games Of March 13, 2015

Average RPI Win:	155	WON-LOST	WINNING	LAST 10	STRENGTH OF	OPP. STRENGTH	TEAM	ADJ.	CONF.	ADJ CONF.
Average RPI Loss:	54	RECORD	PCT. RANK	GAMES	SCHEDULE	OF SCHEDULE	RPI	RPI	RPI	RPI
DIV. I ONLY	18- 14	139	4- 6	44	45	75	75	1	1	
DIV. I NON-CONF.	10- 2	31	0- 0	188	271	59	59	1	1	
TOTALS	RPI 1-25	RPI 26-50	W-L RECORDS	RPI 51-100	RPI 101-150	RPI 150+				
18- 14	2- 5	3- 3	OVERALL	3- 3	2- 3	8- 0				
14- 3	2- 1	2- 1	HOME	3- 0	1- 1	6- 0				
2- 10	0- 3	1- 2	AWAY	0- 3	0- 2	1- 0				
2- 1	0- 1	0- 0	NEUTRAL	0- 0	1- 0	1- 0				
10- 2	0- 0	2- 2	NON-CONFERENCE	0- 0	0- 0	8- 0				
8- 0	0- 0	2- 0	HOME	0- 0	0- 0	6- 0				
1- 2	0- 0	0- 2	AWAY	0- 0	0- 0	1- 0				
1- 0	0- 0	0- 0	NEUTRAL	0- 0	0- 0	1- 0				
8- 12	2- 5	1- 1	CONFERENCE	3- 3	2- 3	0- 0				
6- 3	2- 1	0- 1	HOME	3- 0	1- 1	0- 0				
1- 8	0- 3	1- 0	AWAY	0- 3	0- 2	0- 0				
1- 1	0- 1	0- 0	NEUTRAL	0- 0	1- 0	0- 0				

RPI S	Opponent	Score	RPI S	Opponent	Score	RPI S	Opponent	Score	Team's RPI: 75	RPI S	Opponent	Score
4	A Baylor	51 79	28	A Ohio St.	54 96	57	A Iowa St.	43 61		105	A Kansas	59 65
4	H Baylor	62 66	29	A Mississippi St.	61 74	57	H Iowa St.	54 52		105	H Kansas	59 56
21	A Texas	55 61	38	H Seton Hall	89 87	64	A Kansas St.	55 59		138	A Texas Tech	57 73
21	H Texas	76 69	46	A Oklahoma St.	61 49	64	H Kansas St.	63 51		138	H Texas Tech	45 55
22	A Oklahoma	60 71	46	H Oklahoma St.	46 52	71	A TCU	63 73		138	N Texas Tech	59 40
22	H Oklahoma	78 69	48	H Duquesne	79 60	71	H TCU	76 71		178	H Fairfield	67 53
22	N Oklahoma	55 67								190	N Marshall	69 56
										243	H Evansville	83 39
										289	H Eastern Ky.	67 42
										302	A Fairleigh Dickinson	80 52
										314	H IPFW	82 48
										320	H Saint Francis (PA)	101 46
										337	H Coppin St.	83 43
LAST 12 Division I GAMES:												
22	N Oklahoma	55 67	46	H Oklahoma St.	46 52							
138	N Texas Tech	59 40	4	A Baylor	51 79							
64	A Kansas St.	55 59	105	H Kansas	59 56							
21	H Texas	76 69	57	A Iowa St.	43 61							
71	A TCU	63 73	71	H TCU	76 71							
57	H Iowa St.	54 52	22	H Oklahoma	78 69							

Non-Div I Games:

West Virginia

■ Loss,
 ■ Non-Conf,
 ■ S Site,
 ■ H Home
 ■ A Away
 N Neutral

Average RPI Win:	257	WON-LOST	WINNING	LAST 10	STRENGTH OF	OPP. STRENGTH	TEAM	ADJ.	CONF.	ADJ CONF.
Average RPI Loss:	195	RECORD	PCT. RANK	GAMES	SCHEDULE	OF SCHEDULE	RPI	RPI	RPI	RPI
DIV. I ONLY	8- 19	283	2- 8	305	255	301	301	20	20	
DIV. I NON-CONF.	5- 7	204	0- 0	341	301	302	302	22	22	
TOTALS	RPI 1-25	RPI 26-50	W-L RECORDS	RPI 51-100	RPI 101-150	RPI 150+				
8- 19	0- 2	0- 0	OVERALL	0- 0	1- 4	7- 13				
4- 7	0- 1	0- 0	HOME	0- 0	1- 1	3- 5				
3- 10	0- 1	0- 0	AWAY	0- 0	0- 2	3- 7				
1- 2	0- 0	0- 0	NEUTRAL	0- 0	0- 1	1- 1				
5- 7	0- 0	0- 0	NON-CONFERENCE	0- 0	0- 0	5- 7				
2- 2	0- 0	0- 0	HOME	0- 0	0- 0	2- 2				
2- 4	0- 0	0- 0	AWAY	0- 0	0- 0	2- 4				
1- 1	0- 0	0- 0	NEUTRAL	0- 0	0- 0	1- 1				
3- 12	0- 2	0- 0	CONFERENCE	0- 0	1- 4	2- 6				
2- 5	0- 1	0- 0	HOME	0- 0	1- 1	1- 3				
1- 6	0- 1	0- 0	AWAY	0- 0	0- 2	1- 3				
0- 1	0- 0	0- 0	NEUTRAL	0- 0	0- 1	0- 0				

RPI 1-25				RPI 26-50				RPI 51-100				RPI 101+				Team's RPI: 301	
RPI	S	Opponent	Score	RPI	S	Opponent	Score	RPI	S	Opponent	Score	RPI	S	Opponent	Score		
20	A	Chattanooga	52 83									109	A	East Tenn. St.	40 51		
20	H	Chattanooga	41 66									109	H	East Tenn. St.	60 63		
												109	N	East Tenn. St.	53 73		
												148	A	Furman	72 84		
												148	H	Furman	77 64		
												186	A	Wake Forest	59 77		
												194	A	Mercer	60 82		
												194	H	Mercer	51 68		
												200	A	Virginia Tech	58 79		
												204	H	Campbell	67 57		
												205	A	Samford	52 68		
												205	H	Samford	50 60		
												220	H	USC Upstate	63 59		
												226	A	UNCW	64 53		
												239	A	North Florida	45 62		
												244	H	Presbyterian	44 51		
												261	A	Bethune-Cookman	53 63		
												289	N	Eastern Ky.	62 71		
												306	A	UNC Asheville	79 66		
												310	A	UNC Greensboro	86 80		
												310	H	UNC Greensboro	70 49		
												315	A	Wofford	49 59		
												315	H	Wofford	55 63		
												335	N	FIU	83 69		
												339	H	N.C. Central	59 64		
LAST 12 Division I GAMES:																	
											</						

Non-Div I Games: North Greenville 75 74 Livingstone 66 55 Montreat 110 37

Western Caro.

Loss, Non-Conf, S Site, H Home A Away N Neutral

Average RPI Win:	295	WON-LOST	WINNING	LAST 10	STRENGTH OF	OPP. STRENGTH	TEAM	ADJ.	CONF.	ADJ CONF.
Average RPI Loss:	156	RECORD	PCT. RANK	GAMES	SCHEDULE	OF SCHEDULE	RPI	RPI	RPI	RPI
DIV. I ONLY	15- 13	153	5- 5	333	266	233	233	25	25	
DIV. I NON-CONF.	6- 5	145	0- 0	347	328	266	266	25	25	
TOTALS	RPI 1-25	RPI 26-50	W-L RECORDS	RPI 51-100	RPI 101-150	RPI 150+				
15- 13	0- 0	0- 2	OVERALL	0- 2	0- 1	15- 8				
8- 4	0- 0	0- 1	HOME	0- 1	0- 0	8- 2				
7- 8	0- 0	0- 1	AWAY	0- 1	0- 1	7- 5				
0- 1	0- 0	0- 0	NEUTRAL	0- 0	0- 0	0- 1				
6- 5	0- 0	0- 0	NON-CONFERENCE	0- 0	0- 1	6- 4				
3- 1	0- 0	0- 0	HOME	0- 0	0- 0	3- 1				
3- 4	0- 0	0- 0	AWAY	0- 0	0- 1	3- 3				
0- 0	0- 0	0- 0	NEUTRAL	0- 0	0- 0	0- 0				
9- 8	0- 0	0- 2	CONFERENCE	0- 2	0- 0	9- 4				
5- 3	0- 0	0- 1	HOME	0- 1	0- 0	5- 1				
4- 4	0- 0	0- 1	AWAY	0- 1	0- 0	4- 2				
0- 1	0- 0	0- 0	NEUTRAL	0- 0	0- 0	0- 1				

RPI S	Opponent	Score	RPI S	Opponent	Score	RPI S	Opponent	Score	RPI S	Opponent	Score	Team's RPI: 233
47	A South Dakota St.	49 69	47	H South Dakota St.	61 74	73	A South Dakota	75 78	104	A Missouri	52 89	
									154	A Oral Roberts	73 76	
									154	H Oral Roberts	61 68	
									182	H North Dakota	77 85	
									209	A Ill.-Chicago	54 67	
									215	A IUPUI	69 62	
									215	H IUPUI	73 62	
									215	N IUPUI	59 66	
									223	A Fla. Atlantic	88 90	
									248	A Marquette	57 65	
									268	A North Dakota St.	66 60	
									268	H North Dakota St.	88 66	
									281	H Milwaukee	79 59	
									296	A Omaha	51 54	
									296	H Omaha	71 56	
									303	H Eastern Ill.	63 54	
									309	A Denver	93 66	
									309	H Denver	75 56	
									314	A IPFW	98 85	
									314	H IPFW	59 55	
									317	A Southeast Mo. St.	79 62	
									325	A Bradley	75 63	
									342	H UMKC	71 48	
									343	A Chicago St.	90 55	
LAST 12 Division I GAMES:												
215	N IUPUI	59 66	296	A Omaha	51 54							
73	A South Dakota	75 78	268	A North Dakota St.	66 60							
47	A South Dakota St.	49 69	314	H IPFW	59 55							
309	H Denver	75 56	215	H IUPUI	73 62							
154	H Oral Roberts	61 68	268	H North Dakota St.	88 66							
215	A IUPUI	69 62	47	H South Dakota St.	61 74							

Non-Div I Games: Eureka 91 50 William Woods 89 42

Western Ill.

Loss, Non-Conf, S Site, H Home A Away N Neutral

Average RPI Win:	187	WON-LOST	WINNING	LAST 10	STRENGTH OF	OPP. STRENGTH	TEAM	ADJ.	CONF.	ADJ CONF.
Average RPI Loss:	75	RECORD	PCT. RANK	GAMES	SCHEDULE	OF SCHEDULE	RPI	RPI	RPI	RPI
DIV. I ONLY	29- 4	12	10- 0	113	151	27	27	17	17	
DIV. I NON-CONF.	11- 2	29	0- 0	65	148	16	16	18	18	
TOTALS	RPI 1-25	RPI 26-50	W-L RECORDS	RPI 51-100	RPI 101-150	RPI 150+				
29- 4	0- 1	0- 1	OVERALL	4- 1	7- 0	18- 1				
14- 1	0- 0	0- 0	HOME	2- 1	4- 0	8- 0				
12- 3	0- 1	0- 1	AWAY	1- 0	2- 0	9- 1				
3- 0	0- 0	0- 0	NEUTRAL	1- 0	1- 0	1- 0				
11- 2	0- 1	0- 1	NON-CONFERENCE	3- 0	3- 0	5- 0				
6- 0	0- 0	0- 0	HOME	1- 0	2- 0	3- 0				
4- 2	0- 1	0- 1	AWAY	1- 0	1- 0	2- 0				
1- 0	0- 0	0- 0	NEUTRAL	1- 0	0- 0	0- 0				
18- 2	0- 0	0- 0	CONFERENCE	1- 1	4- 0	13- 1				
8- 1	0- 0	0- 0	HOME	1- 1	2- 0	5- 0				
8- 1	0- 0	0- 0	AWAY	0- 0	1- 0	7- 1				
2- 0	0- 0	0- 0	NEUTRAL	0- 0	1- 0	1- 0				

RPI S	Opponent	Score	RPI S	Opponent	Score	Team's RPI: 27	RPI S	Opponent	Score	RPI S	Opponent	Score
7	A Louisville	67 89	29	A Mississippi St.	77 88		52	N Tulane	69 64	102	A Colorado	79 78
							66	H Middle Tenn.	63 60	103	H Ole Miss	98 69
							77	H Albany (NY)	63 54	121	A Old Dominion	76 60
							80	H Southern Miss.	61 63	121	H Old Dominion	71 62
							97	A Hofstra	70 65	121	N Old Dominion	61 59
										122	H Louisiana Tech	82 66
										128	H Ball St.	84 59
										155	A Charlotte	76 61
										155	H Charlotte	80 72
										155	N Charlotte	70 67
										170	A Belmont	66 50
										183	A UTSA	63 64
										190	A Marshall	67 53
										190	H Marshall	74 60
										193	H UAB	59 51
										223	A Fla. Atlantic	85 74
										223	H Fla. Atlantic	80 43
										245	A UTEP	80 74
										258	H Central Ark.	93 57
										259	A Austin Peay	91 68
										266	H Alabama St.	93 54
										270	A Rice	83 76
										331	A North Texas	77 49
										335	A FIU	88 47
										335	H FIU	81 42
										346	H Alabama A&M	96 44
LAST 12 Division I GAMES:												
			121	N Old Dominion	61 59		66	H Middle Tenn.	63 60			
			155	N Charlotte	70 67		193	H UAB	59 51			
			121	H Old Dominion	71 62		190	H Marshall	74 60			
			155	H Charlotte	80 72		270	A Rice	83 76			
			335	A FIU	88 47		331	A North Texas	77 49			
			223	A Fla. Atlantic	85 74		80	H Southern Miss.	61 63			

Non-Div I Games:

Western Ky.

■ Loss,
■ Non-Conf,
■ S Site,
■ Home
■ A Away
N Neutral

Average RPI Win:	206	WON-LOST	WINNING	LAST 10	STRENGTH OF	OPP. STRENGTH	TEAM	ADJ.	CONF.	ADJ CONF.
Average RPI Loss:	108	RECORD	PCT. RANK	GAMES	SCHEDULE	OF SCHEDULE	RPI	RPI	RPI	RPI
DIV. I ONLY	18- 12	107	5- 5	145	153	100	100	15	15	
DIV. I NON-CONF.	5- 4	139	0- 0	204	96	103	103	17	17	
TOTALS	RPI 1-25	RPI 26-50	W-L RECORDS	RPI 51-100	RPI 101-150	RPI 150+				
18- 12	0- 1	0- 1	OVERALL	3- 3	2- 5	13- 2				
10- 2	0- 0	0- 0	HOME	3- 0	1- 2	6- 0				
6- 9	0- 1	0- 1	AWAY	0- 3	1- 2	5- 2				
2- 1	0- 0	0- 0	NEUTRAL	0- 0	0- 1	2- 0				
5- 4	0- 1	0- 1	NON-CONFERENCE	0- 1	0- 0	5- 1				
2- 0	0- 0	0- 0	HOME	0- 0	0- 0	2- 0				
2- 4	0- 1	0- 1	AWAY	0- 1	0- 0	2- 1				
1- 0	0- 0	0- 0	NEUTRAL	0- 0	0- 0	1- 0				
13- 8	0- 0	0- 0	CONFERENCE	3- 2	2- 5	8- 1				
8- 2	0- 0	0- 0	HOME	3- 0	1- 2	4- 0				
4- 5	0- 0	0- 0	AWAY	0- 2	1- 2	3- 1				
1- 1	0- 0	0- 0	NEUTRAL	0- 0	0- 1	1- 0				

RPI 1-25				RPI 26-50				RPI 51-100				RPI 101+			
RPI	S	Opponent	Score	RPI	S	Opponent	Score	RPI	S	Opponent	Score	RPI	S	Opponent	Score
23	A	Green Bay	55 70	28	A	Ohio St.	46 83	53	H	Ohio	61 51	125	A	Buffalo	62 59
								67	A	Michigan	47 74	125	H	Buffalo	44 54
								89	A	Akron	66 69	125	N	Buffalo	60 63
								89	H	Akron	67 61	126	A	Toledo	57 67
								94	A	Eastern Mich.	65 74	126	H	Toledo	46 65
								94	H	Eastern Mich.	83 56	128	A	Ball St.	36 54
												128	H	Ball St.	51 50
												172	A	Central Mich.	51 63
												172	H	Central Mich.	69 64
												172	N	Central Mich.	81 68
												188	N	Holy Cross	51 40
												192	A	Stony Brook	55 59
												197	H	Massachusetts	63 41
												222	A	Detroit	71 57
												251	A	Northern Ill.	60 51
												251	H	Northern Ill.	50 45
												268	H	North Dakota St.	74 59
												278	A	Miami (OH)	61 53
												286	A	Kent St.	78 55
												293	H	Bowling Green	82 52
												293	H	Bowling Green	65 42
												343	A	Chicago St.	73 43
LAST 12 Division I GAMES:															
				125	N	Buffalo	60 63	126	A	Toledo	57 67				
				172	N	Central Mich.	81 68	172	A	Central Mich.	51 63				
				293	H	Bowling Green	65 42	125	H	Buffalo	44 54				
				251	H	Northern Ill.	50 45	251	A	Northern Ill.	60 51				
				94	A	Eastern Mich.	65 74	172	H	Central Mich.	69 64				
				128	H	Ball St.	51 50	89	A	Akron	66 69				

Non-Div I Games: Kentucky St. 70 45 Trine 81 45

Western Mich.

Loss, Non-Conf, S Site, H Home A Away N Neutral

Average RPI Win:	204	WON-LOST	WINNING	LAST 10	STRENGTH OF	OPP. STRENGTH	TEAM	ADJ.	CONF.	ADJ CONF.
Average RPI Loss:	59	RECORD	PCT. RANK	GAMES	SCHEDULE	OF SCHEDULE	RPI	RPI	RPI	RPI
DIV. I ONLY	27- 4	14	10- 0	224	126	40	40	19	19	
DIV. I NON-CONF.	9- 3	60	0- 0	98	32	50	50	16	16	
TOTALS	RPI 1-25	RPI 26-50	W-L RECORDS	RPI 51-100	RPI 101-150	RPI 150+				
27- 4	0- 2	1- 0	OVERALL	3- 1	4- 1	19- 0				
16- 0	0- 0	0- 0	HOME	3- 0	2- 0	11- 0				
8- 3	0- 1	0- 0	AWAY	0- 1	2- 1	6- 0				
3- 1	0- 1	1- 0	NEUTRAL	0- 0	0- 0	2- 0				
9- 3	0- 2	1- 0	NON-CONFERENCE	2- 0	0- 1	6- 0				
7- 0	0- 0	0- 0	HOME	2- 0	0- 0	5- 0				
0- 2	0- 1	0- 0	AWAY	0- 0	0- 1	0- 0				
2- 1	0- 1	1- 0	NEUTRAL	0- 0	0- 0	1- 0				
18- 1	0- 0	0- 0	CONFERENCE	1- 1	4- 0	13- 0				
9- 0	0- 0	0- 0	HOME	1- 0	2- 0	6- 0				
8- 1	0- 0	0- 0	AWAY	0- 1	2- 0	6- 0				
1- 0	0- 0	0- 0	NEUTRAL	0- 0	0- 0	1- 0				

RPI 1-25				RPI 26-50				Team's RPI: 40				RPI 51-100				RPI 101+			
RPI	S	Opponent	Score	RPI	S	Opponent	Score	RPI	S	Opponent	Score	RPI	S	Opponent	Score	RPI	S	Opponent	Score
2	A	Tennessee	51 54	28	N	Ohio St.	70 55	64	H	Kansas St.	51 48	114	A	Missouri St.	71 59				
15	N	FGCU	39 56					88	H	Creighton	65 56	114	H	Missouri St.	69 50				
								90	A	Drake	61 64	123	A	UNI	70 52				
								90	H	Drake	80 59	123	H	UNI	66 54				
												129	A	Eastern Wash.	58 86				
												158	A	Southern Ill.	69 61				
												158	H	Southern Ill.	80 61				
												164	H	Texas-Arlington	71 61				
												174	A	Indiana St.	62 54				
												174	H	Indiana St.	63 52				
												199	H	Winthrop	66 20				
												203	N	Clemson	63 48				
												221	H	La.-Monroe	57 42				
												243	A	Evansville	77 63				
												243	H	Evansville	54 44				
												295	H	Sam Houston St.	70 46				
												297	A	Loyola Chicago	65 41				
												297	H	Loyola Chicago	64 55				
												297	N	Loyola Chicago	59 42				
												325	A	Bradley	61 45				
												325	H	Bradley	66 36				
												326	A	Illinois St.	46 41				
												326	H	Illinois St.	85 38				
												336	H	Ark.-Pine Bluff	55 26				
LAST 12 Division I GAMES:																			
297	N	Loyola Chicago	59 42	326	A	Illinois St.	46 41	297	H	Loyola Chicago	64 55	114	H	Missouri St.	69 50				
174	A	Indiana St.	62 54	325	H	Bradley	66 36	90	A	Drake	61 64	90	A	Drake	61 64				
243	A	Evansville	77 63	123	H	UNI	66 54	123	A	UNI	70 52								
123	H	UNI	66 54																
90	H	Drake	80 59																
158	A	Southern Ill.	69 61																

Non-Div I Games:

Wichita St.

■ Loss,
■ Non-Conf,
■ S Site,
■ H Home
■ A Away
N Neutral

William & Mary

Through Games Of March 13, 2015

Average RPI Win:	231	WON-LOST	WINNING	LAST 10	STRENGTH OF	OPP. STRENGTH	TEAM	ADJ.	CONF.	ADJ CONF.
Average RPI Loss:	121	RECORD	PCT. RANK	GAMES	SCHEDULE	OF SCHEDULE	RPI	RPI	RPI	RPI
DIV. I ONLY	15- 15	169	6- 4	187	182	179	179	14	14	
DIV. I NON-CONF.	6- 5	145	0- 0	189	313	162	162	11	11	
TOTALS	RPI 1-25	RPI 26-50	W-L RECORDS	RPI 51-100	RPI 101-150	RPI 150+				
15- 15	0- 0	0- 2	OVERALL	2- 5	1- 4	12- 4				
8- 6	0- 0	0- 1	HOME	1- 3	1- 1	6- 1				
7- 8	0- 0	0- 1	AWAY	1- 1	0- 3	6- 3				
0- 1	0- 0	0- 0	NEUTRAL	0- 1	0- 0	0- 0				
6- 5	0- 0	0- 0	NON-CONFERENCE	0- 2	1- 2	5- 1				
3- 2	0- 0	0- 0	HOME	0- 2	1- 0	2- 0				
3- 3	0- 0	0- 0	AWAY	0- 0	0- 2	3- 1				
0- 0	0- 0	0- 0	NEUTRAL	0- 0	0- 0	0- 0				
9- 10	0- 0	0- 2	CONFERENCE	2- 3	0- 2	7- 3				
5- 4	0- 0	0- 1	HOME	1- 1	0- 1	4- 1				
4- 5	0- 0	0- 1	AWAY	1- 1	0- 1	3- 2				
0- 1	0- 0	0- 0	NEUTRAL	0- 1	0- 0	0- 0				

RPI 1-25			RPI 26-50			RPI 51-100			RPI 101+			Team's RPI: 179			
RPI	S	Opponent	Score	RPI	S	Opponent	Score	RPI	S	Opponent	Score				
				30	A	James Madison	50 92	74	A	Drexel	72 68	101	A	Elon	60 64
				30	H	James Madison	43 65	74	H	Drexel	46 49	101	H	Elon	59 72
								92	H	Richmond	56 59	121	A	Old Dominion	58 65
								95	H	Maine	51 54	142	H	VCU	56 48
								97	A	Hofstra	46 52	149	A	High Point	80 87
								97	H	Hofstra	57 56	176	A	N.C. A&T	59 57
								97	N	Hofstra	51 64	177	A	Delaware	50 48
												177	H	Delaware	56 61
												185	A	La Salle	71 78
												206	A	Radford	81 71
												226	A	UNCW	62 63
												226	H	UNCW	67 62
												237	A	Towson	69 77
												237	H	Towson	68 56
												284	H	Loyola Maryland	72 71
												285	A	Col. of Charleston	84 55
												285	H	Col. of Charleston	74 59
												308	A	Northeastern	72 66
												308	H	Northeastern	62 47
												315	A	Wofford	71 51
												344	H	Longwood	90 55
LAST 12 Division I GAMES:															
				97	N	Hofstra	51 64	177	H	Delaware	56 61				
				237	H	Towson	68 56	97	A	Hofstra	46 52				
				308	H	Northeastern	62 47	74	A	Drexel	72 68				
				285	A	Col. of Charleston	84 55	308	A	Northeastern	72 66				
				101	A	Elon	60 64	226	H	UNCW	67 62				
				285	H	Col. of Charleston	74 59	97	H	Hofstra	57 56				

Non-Div I Games:

William & Mary

■ Loss,
 ■ Non-Conf,
 ■ S Site,
 ■ H Home
 ■ A Away
 N Neutral

Winthrop

Through Games Of March 13, 2015

Average RPI Win:	262	WON-LOST	WINNING	LAST 10	STRENGTH OF	OPP. STRENGTH	TEAM	ADJ.	CONF.	ADJ CONF.
Average RPI Loss:	167	RECORD	PCT. RANK	GAMES	SCHEDULE	OF SCHEDULE	RPI	RPI	RPI	RPI
DIV. I ONLY	16- 13	142	6- 4	258	296	199	199	28	28	
DIV. I NON-CONF.	3- 5	215	0- 0	123	58	187	187	32	32	
TOTALS	RPI 1-25	RPI 26-50	W-L RECORDS	RPI 51-100	RPI 101-150	RPI 150+				
16- 13	0- 1	0- 2	OVERALL	1- 1	2- 2	13- 7				
11- 2	0- 0	0- 0	HOME	1- 0	2- 1	8- 1				
5- 9	0- 1	0- 2	AWAY	0- 1	0- 1	5- 4				
0- 2	0- 0	0- 0	NEUTRAL	0- 0	0- 0	0- 2				
3- 5	0- 1	0- 2	NON-CONFERENCE	0- 0	1- 1	2- 1				
2- 1	0- 0	0- 0	HOME	0- 0	1- 1	1- 0				
1- 3	0- 1	0- 2	AWAY	0- 0	0- 0	1- 0				
0- 1	0- 0	0- 0	NEUTRAL	0- 0	0- 0	0- 1				
13- 8	0- 0	0- 0	CONFERENCE	1- 1	1- 1	11- 6				
9- 1	0- 0	0- 0	HOME	1- 0	1- 0	7- 1				
4- 6	0- 0	0- 0	AWAY	0- 1	0- 1	4- 4				
0- 1	0- 0	0- 0	NEUTRAL	0- 0	0- 0	0- 1				

RPI 1-25				RPI 26-50				RPI 51-100				RPI 101+ Team's RPI: 199			
RPI	S	Opponent	Score	RPI	S	Opponent	Score	RPI	S	Opponent	Score	RPI	S	Opponent	Score
2	A	Tennessee	48 81	28	A	Ohio St.	52 66	63	A	Liberty	71 91	148	H	Furman	55 73
				40	A	Wichita St.	20 66	63	H	Liberty	63 58	149	A	High Point	55 81
												149	H	High Point	91 74
												150	H	Auburn	56 54
												204	A	Campbell	52 62
												204	H	Campbell	61 59
												204	N	Campbell	52 65
												206	A	Radford	47 55
												206	H	Radford	66 45
												235	N	George Mason	57 69
												244	A	Presbyterian	60 53
												244	H	Presbyterian	54 51
												263	H	Davidson	75 60
												280	A	Gardner-Webb	62 75
												280	H	Gardner-Webb	65 79
												306	A	UNC Asheville	57 54
												306	H	UNC Asheville	75 55
												333	A	Coastal Caro.	62 81
												333	H	Coastal Caro.	81 68
												339	A	N.C. Central	71 63
												344	A	Longwood	63 62
												344	H	Longwood	81 48
												348	A	Charleston So.	79 50
												348	H	Charleston So.	77 40
LAST 12 Division I GAMES:															
				204	N	Campbell	52 65	149	H	High Point	91 74				
				244	A	Presbyterian	60 53	306	A	UNC Asheville	57 54				
				63	A	Liberty	71 91	204	A	Campbell	52 62				
				333	H	Coastal Caro.	81 68	348	H	Charleston So.	77 40				
				206	H	Radford	66 45	344	A	Longwood	63 62				
				280	A	Gardner-Webb	62 75	244	H	Presbyterian	54 51				

Non-Div I Games: Gallaudet 117 43

Winthrop

■ Loss,
 ■ Non-Conf,
 ■ S Site,
 ■ Home
 ■ A Away
 N Neutral

Average RPI Win:	183	WON-LOST	WINNING	LAST 10	STRENGTH OF	OPP. STRENGTH	TEAM	ADJ.	CONF.	ADJ CONF.
Average RPI Loss:	51	RECORD	PCT. RANK	GAMES	SCHEDULE	OF SCHEDULE	RPI	RPI	RPI	RPI
DIV. I ONLY	9- 20	273	2- 8	37	8	162	162	4	4	
DIV. I NON-CONF.	4- 6	207	0- 0	88	14	161	161	2	2	
TOTALS	RPI 1-25	RPI 26-50	W-L RECORDS	RPI 51-100	RPI 101-150	RPI 150+				
9- 20	0- 5	0- 8	OVERALL	1- 5	2- 1	6- 1				
5- 8	0- 2	0- 5	HOME	1- 1	0- 0	4- 0				
4- 9	0- 2	0- 3	AWAY	0- 3	2- 0	2- 1				
0- 3	0- 1	0- 0	NEUTRAL	0- 1	0- 1	0- 0				
4- 6	0- 2	0- 0	NON-CONFERENCE	0- 4	0- 0	4- 0				
3- 1	0- 0	0- 0	HOME	0- 1	0- 0	3- 0				
1- 3	0- 1	0- 0	AWAY	0- 2	0- 0	1- 0				
0- 2	0- 1	0- 0	NEUTRAL	0- 1	0- 0	0- 0				
5- 14	0- 3	0- 8	CONFERENCE	1- 1	2- 1	2- 1				
2- 7	0- 2	0- 5	HOME	1- 0	0- 0	1- 0				
3- 6	0- 1	0- 3	AWAY	0- 1	2- 0	1- 1				
0- 1	0- 0	0- 0	NEUTRAL	0- 0	0- 1	0- 0				

RPI	S	Opponent	Score	RPI	S	Opponent	Score	RPI	S	Opponent	Score	RPI	S	Opponent	Score	Team's RPI: 162
3	N	South Carolina	44 67	28	H	Ohio St.	73 85	62	H	Vanderbilt	58 67	106	A	Illinois	73 62	
6	H	Maryland	70 81	34	A	Northwestern	46 68	65	A	Miami (FL)	54 66	133	A	Purdue	65 56	
9	A	Iowa	74 78	34	H	Northwestern	83 86	67	H	Michigan	63 53	133	N	Purdue	56 58	
9	H	Iowa	75 87	36	A	Nebraska	63 70	68	N	East Carolina	43 61	154	H	Oral Roberts	70 52	
23	A	Green Bay	43 53	36	H	Nebraska	72 89	79	A	Michigan St.	71 77	160	A	Florida	51 48	
				43	H	Rutgers	63 73	90	A	Drake	77 89	166	A	Indiana	52 69	
				44	A	Minnesota	82 93					227	A	Penn St.	62 56	
				44	H	Minnesota	60 72					227	H	Penn St.	65 46	
												248	H	Marquette	89 64	
												326	H	Illinois St.	71 60	
LAST 12 Division I GAMES:																
133	N	Purdue	56 58	44	A	Minnesota	82 93									
227	A	Penn St.	62 56	9	H	Iowa	75 87									
9	A	Iowa	74 78	106	A	Illinois	73 62									
34	H	Northwestern	83 86	28	H	Ohio St.	73 85									
6	H	Maryland	70 81	79	A	Michigan St.	71 77									
36	A	Nebraska	63 70	36	H	Nebraska	72 89									

Non-Div I Games:

Wisconsin

■ Loss,
■ Non-Conf,
■ S Site,
■ H Home
■ A Away
N Neutral

Wofford

Through Games Of March 13, 2015

Average RPI Win: 318	WON-LOST	WINNING	LAST 10	STRENGTH OF	OPP. STRENGTH	TEAM	ADJ.	CONF.	ADJ CONF.
Average RPI Loss: 187	RECORD	PCT. RANK	GAMES	SCHEDULE	OF SCHEDULE	RPI	RPI	RPI	RPI
DIV. I ONLY	6- 22	308	3- 7	269	295	315	315	20	20
DIV. I NON-CONF.	3- 10	287	0- 0	316	349	329	329	22	22
TOTALS	RPI 1-25	RPI 26-50	W-L RECORDS	RPI 51-100	RPI 101-150	RPI 150+			
6- 22	0- 2	0- 0	OVERALL	0- 1	0- 4	6- 15			
3- 9	0- 1	0- 0	HOME	0- 0	0- 2	3- 6			
3- 11	0- 1	0- 0	AWAY	0- 1	0- 2	3- 7			
0- 2	0- 0	0- 0	NEUTRAL	0- 0	0- 0	0- 2			
3- 10	0- 0	0- 0	NON-CONFERENCE	0- 1	0- 0	3- 9			
1- 4	0- 0	0- 0	HOME	0- 0	0- 0	1- 4			
2- 5	0- 0	0- 0	AWAY	0- 1	0- 0	2- 4			
0- 1	0- 0	0- 0	NEUTRAL	0- 0	0- 0	0- 1			
3- 12	0- 2	0- 0	CONFERENCE	0- 0	0- 4	3- 6			
2- 5	0- 1	0- 0	HOME	0- 0	0- 2	2- 2			
1- 6	0- 1	0- 0	AWAY	0- 0	0- 2	1- 3			
0- 1	0- 0	0- 0	NEUTRAL	0- 0	0- 0	0- 1			

RPI 1-25				RPI 26-50				RPI 51-100				RPI 101+ Team's RPI: 315			
RPI	S	Opponent	Score	RPI	S	Opponent	Score	RPI	S	Opponent	Score	RPI	S	Opponent	Score
20	A	Chattanooga	41 68					53	A	Ohio	37 84	109	A	East Tenn. St.	47 69
20	H	Chattanooga	43 70									109	H	East Tenn. St.	47 79
												148	A	Furman	56 58
												148	H	Furman	53 70
												179	H	William & Mary	51 71
												191	A	Xavier	51 75
												194	A	Mercer	51 80
												194	H	Mercer	51 63
												194 N	Mercer	54 75	
												205	A	Samford	50 69
												205	H	Samford	43 68
												206	A	Radford	59 60
												207	A	Jacksonville St.	55 70
												239	A	North Florida	60 68
												280	H	Gardner-Webb	60 65
												283	H	South Carolina St.	53 59
												294	H	NJIT	50 76
												301	A	Western Caro.	63 55
												301	H	Western Caro.	59 49
												306	A	UNC Asheville	70 52
												310	A	UNC Greensboro	59 65
												310	H	UNC Greensboro	77 64
												335 N	FIU	75 83	
												339	A	N.C. Central	69 55
												348	H	Charleston So.	55 48
LAST 12 Division I GAMES:															
194 N	Mercer	54	75	20	A	Chattanooga	41 68	205	A	Samford	50 69	301	H	Western Caro.	59 49
148	H	Furman	53 70	310	A	UNC Greensboro	59 65	301	H	UNC Greensboro	77 64	348	H	Charleston So.	55 48
301	A	Western Caro.	63 55	148	A	Furman	56 58	109	A	East Tenn. St.	47 69				
194	H	Mercer	51 63												
205	H	Samford	43 68												

Non-Div I Games: Montreat 87 36 Bluefield Col. 69 45

Wofford

Loss, Non-Conf, S Site, H Home A Away N Neutral

Average RPI Win:	228	WON-LOST	WINNING	LAST 10	STRENGTH OF	OPP. STRENGTH	TEAM	ADJ.	CONF.	ADJ CONF.
Average RPI Loss:	75	RECORD	PCT. RANK	GAMES	SCHEDULE	OF SCHEDULE	RPI	RPI	RPI	RPI
DIV. I ONLY	23- 7	33	8- 2	268	138	83	83	12	12	
DIV. I NON-CONF.	9- 3	60	0- 0	331	145	142	142	15	15	
TOTALS	RPI 1-25	RPI 26-50	W-L RECORDS	RPI 51-100	RPI 101-150	RPI 150+				
23- 7	0- 3	0- 0	OVERALL	1- 1	3- 3	19- 0				
12- 2	0- 2	0- 0	HOME	1- 0	1- 0	10- 0				
8- 5	0- 1	0- 0	AWAY	0- 1	1- 3	7- 0				
3- 0	0- 0	0- 0	NEUTRAL	0- 0	1- 0	2- 0				
9- 3	0- 1	0- 0	NON-CONFERENCE	0- 0	1- 2	8- 0				
4- 1	0- 1	0- 0	HOME	0- 0	0- 0	4- 0				
3- 2	0- 0	0- 0	AWAY	0- 0	1- 2	2- 0				
2- 0	0- 0	0- 0	NEUTRAL	0- 0	0- 0	2- 0				
14- 4	0- 2	0- 0	CONFERENCE	1- 1	2- 1	11- 0				
8- 1	0- 1	0- 0	HOME	1- 0	1- 0	6- 0				
5- 3	0- 1	0- 0	AWAY	0- 1	0- 1	5- 0				
1- 0	0- 0	0- 0	NEUTRAL	0- 0	1- 0	0- 0				

RPI 1-25				RPI 26-50				RPI 51-100 Team's RPI: 83				RPI 101+			
RPI	S	Opponent	Score	RPI	S	Opponent	Score	RPI	S	Opponent	Score	RPI	S	Opponent	Score
13	H	Dayton	76 79					78	A	Youngstown St.	70 75	108	A	Cleveland St.	63 67
23	A	Green Bay	45 61					78	H	Youngstown St.	92 55	108	H	Cleveland St.	82 65
23	H	Green Bay	59 68									108	N	Cleveland St.	99 87
												133	A	Purdue	46 70
												136	A	Northern Ky.	72 60
												146	A	Butler	49 57
												158	H	Southern Ill.	70 50
												184	H	Lamar	82 61
												209	A	Ill.-Chicago	74 63
												209	H	Ill.-Chicago	74 54
												222	A	Detroit	74 59
												222	H	Detroit	76 57
												236	A	Oakland	108 89
												236	H	Oakland	95 60
												236	H	Oakland	92 66
												253	A	Lipscomb	79 66
												259	A	Austin Peay	85 73
												275	N	UC Irvine	80 42
												281	A	Milwaukee	80 58
												281	H	Milwaukee	91 73
												282	A	Valparaiso	80 62
												282	H	Valparaiso	95 66
												309	N	Denver	72 63
												329	H	Murray St.	75 68
												343	H	Chicago St.	81 40
LAST 12 Division I GAMES:															
				108	N	Cleveland St.	99 87					108	A	Cleveland St.	63 67
				236	H	Oakland	95 60					209	A	Ill.-Chicago	74 63
				281	H	Milwaukee	91 73					23	A	Green Bay	45 61
				209	H	Ill.-Chicago	74 54					282	H	Valparaiso	95 66
				222	A	Detroit	74 59					78	H	Youngstown St.	92 55
				236	H	Oakland	92 66					236	A	Oakland	108 89

Non-Div I Games: Otterbein 104 51 Central St. (OH) 118 70

Wright St.

Loss, Non-Conf, S Site, H Home A Away N Neutral

Wyoming

Through Games Of March 13, 2015

Average RPI Win:	257	WON-LOST	WINNING	LAST 10	STRENGTH OF	OPP. STRENGTH	TEAM	ADJ.	CONF.	ADJ CONF.
Average RPI Loss:	111	RECORD	PCT. RANK	GAMES	SCHEDULE	OF SCHEDULE	RPI	RPI	RPI	RPI
DIV. I ONLY	14- 14	169	7- 3	257	161	213	213	22	22	
DIV. I NON-CONF.	3- 5	215	0- 0	214	111	227	227	20	20	
TOTALS	RPI 1-25	RPI 26-50	W-L RECORDS	RPI 51-100	RPI 101-150	RPI 150+				
14- 14	0- 0	0- 1	OVERALL	1- 8	1- 1	12- 4				
7- 5	0- 0	0- 1	HOME	0- 3	0- 0	7- 1				
5- 7	0- 0	0- 0	AWAY	1- 3	1- 1	3- 3				
2- 2	0- 0	0- 0	NEUTRAL	0- 2	0- 0	2- 0				
3- 5	0- 0	0- 1	NON-CONFERENCE	1- 1	0- 1	2- 2				
1- 2	0- 0	0- 1	HOME	0- 0	0- 0	1- 1				
1- 2	0- 0	0- 0	AWAY	1- 0	0- 1	0- 1				
1- 1	0- 0	0- 0	NEUTRAL	0- 1	0- 0	1- 0				
11- 9	0- 0	0- 0	CONFERENCE	0- 7	1- 0	10- 2				
6- 3	0- 0	0- 0	HOME	0- 3	0- 0	6- 0				
4- 5	0- 0	0- 0	AWAY	0- 3	1- 0	3- 2				
1- 1	0- 0	0- 0	NEUTRAL	0- 1	0- 0	1- 0				

RPI S	Opponent	Score	RPI S	Opponent	Score	RPI S	Opponent	Score	RPI S	Opponent	Score	Team's RPI: 213
39	H Gonzaga	56 70	55	A Fresno St.	50 67	102	A Colorado	71 76				
			55	H Fresno St.	65 66	112	A Boise St.	64 59				
			55	N Fresno St.	66 74	169	A Montana St.	52 79				
			57	N Iowa St.	63 84	196	H Idaho	66 77				
			84	A Colorado St.	58 67	228	A San Diego St.	54 57				
			84	H Colorado St.	55 58	228	H San Diego St.	74 66				
			91	A Montana	60 54	229	A San Jose St.	71 61				
			96	A New Mexico	54 60	229	H San Jose St.	96 60				
			96	H New Mexico	55 66	234	A UNLV	55 58				
						234	H UNLV	99 68				
						279	A Utah St.	61 57				
						279	H Utah St.	86 51				
						287	A Nevada	61 45				
						287	H Nevada	77 54				
						309	H Denver	82 41				
						341	N Howard	67 53				
						345	H Air Force	74 51				
						345	N Air Force	70 48				
LAST 12 Division I GAMES:												
			55	N Fresno St.	66 74	287	H Nevada	77 54				
			345	N Air Force	70 48	229	A San Jose St.	71 61				
			96	H New Mexico	55 66	228	H San Diego St.	74 66				
			279	A Utah St.	61 57	345	H Air Force	74 51				
			234	H UNLV	99 68	84	A Colorado St.	58 67				
			55	A Fresno St.	50 67	287	A Nevada	61 45				

Non-Div I Games: Western St. 104 29 South Dakota Mines 77 41

Wyoming

Loss, Non-Conf, S Site, H Home A Away N Neutral

Average RPI Win:	250	WON-LOST	WINNING	LAST 10	STRENGTH OF	OPP. STRENGTH	TEAM	ADJ.	CONF.	ADJ CONF.
Average RPI Loss:	82	RECORD	PCT. RANK	GAMES	SCHEDULE	OF SCHEDULE	RPI	RPI	RPI	RPI
DIV. I ONLY	17- 14	147	5- 5	259	111	191	191	10	10	
DIV. I NON-CONF.	8- 3	71	0- 0	327	277	171	171	9	9	
TOTALS	RPI 1-25	RPI 26-50	W-L RECORDS	RPI 51-100	RPI 101-150	RPI 150+				
17- 14	0- 0	0- 5	OVERALL	2- 5	0- 3	15- 1				
11- 5	0- 0	0- 2	HOME	2- 1	0- 2	9- 0				
5- 8	0- 0	0- 2	AWAY	0- 4	0- 1	5- 1				
1- 1	0- 0	0- 1	NEUTRAL	0- 0	0- 0	1- 0				
8- 3	0- 0	0- 0	NON-CONFERENCE	0- 1	0- 1	8- 1				
6- 1	0- 0	0- 0	HOME	0- 0	0- 1	6- 0				
2- 2	0- 0	0- 0	AWAY	0- 1	0- 0	2- 1				
0- 0	0- 0	0- 0	NEUTRAL	0- 0	0- 0	0- 0				
9- 11	0- 0	0- 5	CONFERENCE	2- 4	0- 2	7- 0				
5- 4	0- 0	0- 2	HOME	2- 1	0- 1	3- 0				
3- 6	0- 0	0- 2	AWAY	0- 3	0- 1	3- 0				
1- 1	0- 0	0- 1	NEUTRAL	0- 0	0- 0	1- 0				

RPI S	Opponent	Score	RPI S	Opponent	Score	RPI S	Opponent	Score	RPI S	Opponent	Score	Team's RPI: 191
37	A DePaul	61 84	37	A DePaul	63 87	66	A Middle Tenn.	68 90	110	H Virginia	62 71	
37	H DePaul	63 87	37	H DePaul	63 87	76	A Villanova	48 64	146	A Butler	53 71	
37	N DePaul	53 87	37	N DePaul	53 87	76	H Villanova	34 54	146	H Butler	54 58	
38	A Seton Hall	54 78	38	A Seton Hall	54 78	85	A St. John's (NY)	42 65	163	A Kennesaw St.	60 61	
38	H Seton Hall	60 77	38	H Seton Hall	60 77	85	H St. John's (NY)	74 61	181	H Robert Morris	70 65	
						88	A Creighton	65 74	242	H Monmouth	61 45	
						88	H Creighton	66 65	244	H Presbyterian	45 43	
									248	A Marquette	74 71	
									248	H Marquette	91 72	
									253	H Lipscomb	62 38	
									256	A Cincinnati	72 71	
									269	A Providence	68 57	
									269	H Providence	71 59	
									300	A Georgetown	60 55	
									300	H Georgetown	63 55	
									300	N Georgetown	70 67	
									315	H Wofford	75 51	
									324	A Binghamton	89 71	
									336	H Ark.-Pine Bluff	89 52	
LAST 12 Division I GAMES:												
37	N DePaul	53 87	300	A Georgetown	60 55							
300	N Georgetown	70 67	37	H DePaul	63 87							
85	H St. John's (NY)	74 61	248	H Marquette	91 72							
38	H Seton Hall	60 77	269	A Providence	68 57							
146	A Butler	53 71	88	A Creighton	65 74							
76	A Villanova	48 64	146	H Butler	54 58							

Non-Div I Games:

Xavier

■ Loss,
■ Non-Conf,
■ S Site,
■ H Home
■ A Away
N Neutral

Average RPI Win:	229	WON-LOST	WINNING	LAST 10	STRENGTH OF	OPP. STRENGTH	TEAM	ADJ.	CONF.	ADJ CONF.
Average RPI Loss:	81	RECORD	PCT. RANK	GAMES	SCHEDULE	OF SCHEDULE	RPI	RPI	RPI	RPI
DIV. I ONLY	13- 14	191	3- 7	69	124	127	127	7	7	
DIV. I NON-CONF.	6- 7	175	0- 0	132	191	155	155	10	10	
TOTALS	RPI 1-25	RPI 26-50	W-L RECORDS	RPI 51-100	RPI 101-150	RPI 150+				
13- 14	0- 4	0- 1	OVERALL	1- 3	1- 4	11- 2				
8- 4	0- 1	0- 0	HOME	1- 2	1- 1	6- 0				
5- 9	0- 3	0- 1	AWAY	0- 1	0- 2	5- 2				
0- 1	0- 0	0- 0	NEUTRAL	0- 0	0- 1	0- 0				
6- 7	0- 2	0- 1	NON-CONFERENCE	1- 1	0- 1	5- 2				
4- 1	0- 0	0- 0	HOME	1- 1	0- 0	3- 0				
2- 5	0- 2	0- 1	AWAY	0- 0	0- 0	2- 2				
0- 1	0- 0	0- 0	NEUTRAL	0- 0	0- 1	0- 0				
7- 7	0- 2	0- 0	CONFERENCE	0- 2	1- 3	6- 0				
4- 3	0- 1	0- 0	HOME	0- 1	1- 1	3- 0				
3- 4	0- 1	0- 0	AWAY	0- 1	0- 2	3- 0				
0- 0	0- 0	0- 0	NEUTRAL	0- 0	0- 0	0- 0				

RPI 1-25				RPI 26-50				RPI 51-100				RPI 101+ Team's RPI: 127			
RPI	S	Opponent	Score	RPI	S	Opponent	Score	RPI	S	Opponent	Score	RPI	S	Opponent	Score
12	A	Princeton	49 67	33	A	Washington	51 81	51	A	Penn	33 59	112	N	Boise St.	53 59
12	H	Princeton	50 56					51	H	Penn	42 61	118	A	Harvard	55 65
17	A	Arizona St.	51 69					85	H	St. John's (NY)	50 61	118	H	Harvard	63 68
22	A	Oklahoma	54 71					95	H	Maine	57 55	130	A	Cornell	37 56
												130	H	Cornell	60 53
												153	A	Dartmouth	60 46
												153	H	Dartmouth	53 28
												161	A	Bucknell	66 73
												188	H	Holy Cross	83 70
												218	A	UMass Lowell	72 80
												232	A	Brown	79 69
												232	H	Brown	66 49
												242	H	Monmouth	62 58
												290	A	Columbia	67 57
												290	H	Columbia	55 47
												321	H	Boston U.	66 59
												323	A	Wagner	90 65
												327	A	Saint Peter's	53 45
LAST 12 Division I GAMES:															
153	H	Dartmouth	53 28	12	H	Princeton	50 56								
118	H	Harvard	63 68	51	H	Penn	42 61								
51	A	Penn	33 59	118	A	Harvard	55 65								
12	A	Princeton	49 67	153	A	Dartmouth	60 46								
290	A	Columbia	67 57	130	H	Cornell	60 53								
130	A	Cornell	37 56	290	H	Columbia	55 47								

Non-Div I Games: Alas. Anchorage 63 72

Yale

Average RPI Win:	211	WON-LOST	WINNING	LAST 10	STRENGTH OF	OPP. STRENGTH	TEAM	ADJ.	CONF.	ADJ CONF.
Average RPI Loss:	110	RECORD	PCT. RANK	GAMES	SCHEDULE	OF SCHEDULE	RPI	RPI	RPI	RPI
DIV. I ONLY	19- 10	81	6- 4	120	209	78	78	12	12	
DIV. I NON-CONF.	9- 2	35	0- 0	117	276	31	31	15	15	
TOTALS	RPI 1-25	RPI 26-50	W-L RECORDS	RPI 51-100	RPI 101-150	RPI 150+				
19- 10	0- 3	0- 1	OVERALL	2- 1	1- 2	16- 3				
9- 3	0- 1	0- 0	HOME	2- 0	1- 0	6- 2				
9- 7	0- 2	0- 1	AWAY	0- 1	0- 2	9- 1				
1- 0	0- 0	0- 0	NEUTRAL	0- 0	0- 0	1- 0				
9- 2	0- 0	0- 1	NON-CONFERENCE	1- 0	0- 1	8- 0				
3- 0	0- 0	0- 0	HOME	1- 0	0- 0	2- 0				
5- 2	0- 0	0- 1	AWAY	0- 0	0- 1	5- 0				
1- 0	0- 0	0- 0	NEUTRAL	0- 0	0- 0	1- 0				
10- 8	0- 3	0- 0	CONFERENCE	1- 1	1- 1	8- 3				
6- 3	0- 1	0- 0	HOME	1- 0	1- 0	4- 2				
4- 5	0- 2	0- 0	AWAY	0- 1	0- 1	4- 1				
0- 0	0- 0	0- 0	NEUTRAL	0- 0	0- 0	0- 0				

RPI 1-25				RPI 26-50				RPI 51-100				Team's RPI: 78	RPI 101+			
RPI	S	Opponent	Score	RPI	S	Opponent	Score	RPI	S	Opponent	Score		RPI	S	Opponent	Score
23	A	Green Bay	43 66	41	A	Pittsburgh	52 78	83	A	Wright St.	55 92		108	A	Cleveland St.	62 73
23	A	Green Bay	54 63					83	H	Wright St.	75 70		108	H	Cleveland St.	79 65
23	H	Green Bay	27 73					89	H	Akron	75 62		130	A	Cornell	63 75
													157	A	Tennessee St.	73 66
													161	H	Bucknell	69 54
													181	A	Robert Morris	73 65
													206	A	Radford	70 44
													209	A	Ill.-Chicago	69 66
													209	H	Ill.-Chicago	63 66
													216	N	Nicholls St.	51 50
													222	A	Detroit	70 65
													222	H	Detroit	73 55
													222	H	Detroit	58 59
													236	A	Oakland	82 85
													236	H	Oakland	76 54
													240	H	Niagara	83 61
													262	A	Canisius	80 48
													281	A	Milwaukee	79 73
													281	H	Milwaukee	87 64
													282	A	Valparaiso	87 69
													282	H	Valparaiso	80 57
													286	A	Kent St.	68 49
LAST 12 Division I GAMES:																
23	A	Green Bay	54 63	281	A	Milwaukee	79 73									
222	H	Detroit	73 55	222	A	Detroit	70 65									
282	H	Valparaiso	80 57	236	H	Oakland	76 54									
108	A	Cleveland St.	62 73	209	H	Ill.-Chicago	63 66									
23	H	Green Bay	27 73	83	A	Wright St.	55 92									
282	A	Valparaiso	87 69	281	H	Milwaukee	87 64									

Non-Div I Games: Oberlin 92 43 Ohio Valley 84 33

Youngstown St.

Loss, Non-Conf, S Site, H Home A Away N Neutral