

Average RPI Win:	257	WON-LOST	WINNING	LAST 10	STRENGTH OF	OPP. STRENGTH	TEAM	ADJ.	CONF.	ADJ CONF.
Average RPI Loss:	189	RECORD	PCT. RANK	GAMES	SCHEDULE	OF SCHEDULE	RPI	RPI	RPI	RPI
DIV. I ONLY	10- 15	226	0- 1	273	299	275	275	25	25	
DIV. I NON-CONF.	2- 5	264	0- 0	181	300	262	262	23	23	
TOTALS	RPI 1-25	RPI 26-50	W-L RECORDS	RPI 51-100	RPI 101-150	RPI 150+				
10- 15	0- 0	0- 0	OVERALL	1- 2	0- 4	9- 9				
6- 6	0- 0	0- 0	HOME	1- 1	0- 2	5- 3				
3- 8	0- 0	0- 0	AWAY	0- 1	0- 2	3- 5				
1- 1	0- 0	0- 0	NEUTRAL	0- 0	0- 0	1- 1				
2- 5	0- 0	0- 0	NON-CONFERENCE	0- 0	0- 2	2- 3				
0- 3	0- 0	0- 0	HOME	0- 0	0- 1	0- 2				
1- 1	0- 0	0- 0	AWAY	0- 0	0- 1	1- 0				
1- 1	0- 0	0- 0	NEUTRAL	0- 0	0- 0	1- 1				
8- 10	0- 0	0- 0	CONFERENCE	1- 2	0- 2	7- 6				
6- 3	0- 0	0- 0	HOME	1- 1	0- 1	5- 1				
2- 7	0- 0	0- 0	AWAY	0- 1	0- 1	2- 5				
0- 0	0- 0	0- 0	NEUTRAL	0- 0	0- 0	0- 0				

RPI 1-25				RPI 26-50				RPI 51-100				RPI 101+ Team's RPI: 275			
RPI	S	Opponent	Score	RPI	S	Opponent	Score	RPI	S	Opponent	Score	RPI	S	Opponent	Score
								53	A	Lamar University	58 76	138	H	New Mexico St.	65 67
								53	H	Lamar University	47 72	142	A	Texas Tech	61 78
								62	H	SFA	46 44	144	A	Abilene Christian	55 72
												144	H	Abilene Christian	68 72
												156	A	Nicholls St.	55 85
												163	H	Texas St.	53 60
												173	A	Sam Houston St.	59 61
												173	H	Sam Houston St.	76 61
												187	N	Prairie View	59 67
												228	A	UTRGV	59 49
												228	H	UTRGV	57 70
												269	N	Louisiana	64 63
												283	A	New Orleans	54 56
												283	H	New Orleans	57 51
												285	A	Central Ark.	73 65
												308	A	Incarnate Word	72 77
												308	H	Incarnate Word	57 49
												312	H	McNeese	62 51
												315	H	Northwestern St.	79 55
												324	A	Southeastern La.	45 56
												332	A	Houston Baptist	70 56
												332	H	Houston Baptist	56 74
LAST 12 Division I GAMES:															
				332	H	Houston Baptist	56 74					283	A	New Orleans	54 56
				312	H	McNeese	62 51					173	A	Sam Houston St.	59 61
				308	A	Incarnate Word	72 77					308	H	Incarnate Word	57 49
				144	A	Abilene Christian	55 72					324	A	Southeastern La.	45 56
				53	H	Lamar University	47 72					332	A	Houston Baptist	70 56
				62	H	SFA	46 44					144	H	Abilene Christian	68 72

Average RPI Win: <b>266</b>	WON-LOST	WINNING	LAST 10	STRENGTH OF	OPP. STRENGTH	TEAM	ADJ.	CONF.	ADJ CONF.
Average RPI Loss: <b>122</b>	RECORD	PCT. RANK	GAMES	SCHEDULE	OF SCHEDULE	RPI	RPI	RPI	RPI
DIV. I ONLY	16- 9	100	1- 0	253	283	144	144	25	25
DIV. I NON-CONF.	3- 4	199	0- 0	84	165	109	109	23	23
TOTALS	RPI 1-25	RPI 26-50	W-L RECORDS	RPI 51-100	RPI 101-150	RPI 150+			
16- 9	0- 0	0- 0	OVERALL	0- 5	1- 1	15- 3			
6- 4	0- 0	0- 0	HOME	0- 3	0- 0	6- 1			
9- 5	0- 0	0- 0	AWAY	0- 2	1- 1	8- 2			
1- 0	0- 0	0- 0	NEUTRAL	0- 0	0- 0	1- 0			
3- 4	0- 0	0- 0	NON-CONFERENCE	0- 2	1- 1	2- 1			
0- 1	0- 0	0- 0	HOME	0- 1	0- 0	0- 0			
2- 3	0- 0	0- 0	AWAY	0- 1	1- 1	1- 1			
1- 0	0- 0	0- 0	NEUTRAL	0- 0	0- 0	1- 0			
13- 5	0- 0	0- 0	CONFERENCE	0- 3	0- 0	13- 2			
6- 3	0- 0	0- 0	HOME	0- 2	0- 0	6- 1			
7- 2	0- 0	0- 0	AWAY	0- 1	0- 0	7- 1			
0- 0	0- 0	0- 0	NEUTRAL	0- 0	0- 0	0- 0			

RPI 1-25				RPI 26-50				RPI 51-100				RPI 101+				Team's RPI: 144	
RPI	S	Opponent	Score	RPI	S	Opponent	Score	RPI	S	Opponent	Score	RPI	S	Opponent	Score		
								53	H	Lamar University	60 63	138	A	New Mexico St.	58 46		
								62	A	SFA	48 65	142	A	Texas Tech	54 105		
								62	H	SFA	55 71	156	H	Nicholls St.	76 66		
								64	A	FGCU	65 81	157	A	Tulsa	63 75		
								65	H	Arkansas	68 80	173	A	Sam Houston St.	91 79		
												173	H	Sam Houston St.	63 72		
												227	N	Texas Southern	81 39		
												256	A	UTEP	70 69		
												275	A	A&M-Corpus Christi	72 68		
												275	H	A&M-Corpus Christi	72 55		
												283	A	New Orleans	59 52		
												285	A	Central Ark.	67 65		
												285	H	Central Ark.	77 70		
												308	A	Incarnate Word	71 50		
												308	H	Incarnate Word	102 53		
												312	H	McNeese	109 52		
												315	A	Northwestern St.	72 63		
												324	A	Southeastern La.	71 74		
												324	H	Southeastern La.	86 66		
												332	A	Houston Baptist	72 62		
LAST 12 Division I GAMES:																	
308	H	Incarnate Word	102 53	156	H	Nicholls St.	76 66										
62	A	SFA	48 65	173	H	Sam Houston St.	63 72										
285	A	Central Ark.	67 65	53	H	Lamar University	60 63										
275	H	A&M-Corpus Christi	72 55	275	A	A&M-Corpus Christi	72 68										
324	H	Southeastern La.	86 66	285	H	Central Ark.	77 70										
308	A	Incarnate Word	71 50	62	H	SFA	55 71										

Non-Div I Games: Eastern N.M. 78 46 Southwest (NM) 90 47 Howard Payne 98 43 Schreiner 90 43 Abilene Christian

Loss, Non-Conf, S Site, H Home A Away N Neutral

Average RPI Win:	255	WON-LOST	WINNING	LAST 10	STRENGTH OF	OPP. STRENGTH	TEAM	ADJ.	CONF.	ADJ CONF.
Average RPI Loss:	155	RECORD	PCT. RANK	GAMES	SCHEDULE	OF SCHEDULE	RPI	RPI	RPI	RPI
DIV. I ONLY	7- 22	302	0- 1	201	177	298	298	15	15	
DIV. I NON-CONF.	3- 7	256	0- 0	139	279	237	237	12	12	
TOTALS	RPI 1-25	RPI 26-50	W-L RECORDS	RPI 51-100	RPI 101-150	RPI 150+				
7- 22	0- 1	0- 2	OVERALL	0- 4	1- 2	6- 13				
6- 7	0- 0	0- 1	HOME	0- 1	1- 1	5- 4				
1- 14	0- 1	0- 1	AWAY	0- 3	0- 1	1- 8				
0- 1	0- 0	0- 0	NEUTRAL	0- 0	0- 0	0- 1				
3- 7	0- 1	0- 0	NON-CONFERENCE	0- 1	1- 1	2- 4				
2- 2	0- 0	0- 0	HOME	0- 0	1- 0	1- 2				
1- 5	0- 1	0- 0	AWAY	0- 1	0- 1	1- 2				
0- 0	0- 0	0- 0	NEUTRAL	0- 0	0- 0	0- 0				
4- 15	0- 0	0- 2	CONFERENCE	0- 3	0- 1	4- 9				
4- 5	0- 0	0- 1	HOME	0- 1	0- 1	4- 2				
0- 9	0- 0	0- 1	AWAY	0- 2	0- 0	0- 6				
0- 1	0- 0	0- 0	NEUTRAL	0- 0	0- 0	0- 1				

RPI 1-25				RPI 26-50				RPI 51-100				RPI 101+				Team's RPI: 298	
RPI	S	Opponent	Score	RPI	S	Opponent	Score	RPI	S	Opponent	Score	RPI	S	Opponent	Score		
5	A	Oregon	36 82	38	A	Boise St.	48 79	54	A	New Mexico	57 78	107	A	Minnesota	50 67		
				38	H	Boise St.	60 80	61	A	Wyoming	60 80	120	H	Fresno St.	70 77		
								61	H	Wyoming	56 59	128	H	Northern Colo.	69 57		
								98	A	Northeastern	41 54	166	A	Denver	66 92		
												182	A	Utah St.	55 64		
												182	H	Utah St.	44 48		
												191	A	Portland	60 79		
												203	A	UNLV	56 66		
												203	H	UNLV	47 62		
												205	A	San Diego St.	61 70		
												205	H	San Diego St.	75 66		
												205 N	San Diego St.	55 63			
												225	H	George Mason	71 78		
												245	A	Nevada	54 79		
												245	H	Nevada	79 74		
												255	H	Navy	47 54		
												279	A	Colorado St.	48 55		
												279	H	Colorado St.	63 48		
												290	A	Army West Point	71 60		
												297	A	San Jose St.	60 73		
												297	H	San Jose St.	88 77		
												344	H	Fairleigh Dickinson	85 37		
LAST 12 Division I GAMES:																	
				205 N	San Diego St.	55 63		182	A	Utah St.	55 64						
				38	H	Boise St.	60 80		203	H	UNLV	47 62					
				245	A	Nevada	54 79		61	A	Wyoming	60 80					
				61	H	Wyoming	56 59		279	A	Colorado St.	48 55					
				297	A	San Jose St.	60 73		205	H	San Diego St.	75 66					
				120	H	Fresno St.	70 77		297	H	San Jose St.	88 77					

Non-Div I Games:	Western St.	72	54
------------------	-------------	----	----

Air Force

■ Loss, ■ Non-Conf, S Site, H Home A Away N Neutral

Average RPI Win: <b>230</b>	WON-LOST	WINNING	LAST 10	STRENGTH OF	OPP. STRENGTH	TEAM	ADJ.	CONF.	ADJ CONF.
Average RPI Loss: <b>92</b>	RECORD	PCT. RANK	GAMES	SCHEDULE	OF SCHEDULE	RPI	RPI	RPI	RPI
DIV. I ONLY	15- 14	161	0- 1	149	121	162	162	8	8
DIV. I NON-CONF.	8- 2	52	0- 0	303	313	143	143	9	9
TOTALS	RPI 1-25	RPI 26-50	W-L RECORDS	RPI 51-100	RPI 101-150	RPI 150+			
15- 14	0- 0	1- 6	OVERALL	1- 3	0- 2	13- 3			
8- 6	0- 0	1- 2	HOME	1- 2	0- 0	6- 2			
3- 8	0- 0	0- 4	AWAY	0- 1	0- 2	3- 1			
4- 0	0- 0	0- 0	NEUTRAL	0- 0	0- 0	4- 0			
8- 2	0- 0	0- 0	NON-CONFERENCE	0- 1	0- 1	8- 0			
3- 1	0- 0	0- 0	HOME	0- 1	0- 0	3- 0			
1- 1	0- 0	0- 0	AWAY	0- 0	0- 1	1- 0			
4- 0	0- 0	0- 0	NEUTRAL	0- 0	0- 0	4- 0			
7- 12	0- 0	1- 6	CONFERENCE	1- 2	0- 1	5- 3			
5- 5	0- 0	1- 2	HOME	1- 1	0- 0	3- 2			
2- 7	0- 0	0- 4	AWAY	0- 1	0- 1	2- 1			
0- 0	0- 0	0- 0	NEUTRAL	0- 0	0- 0	0- 0			

RPI S	Opponent	Score	RPI S	Opponent	Score	RPI S	Opponent	Score	RPI S	Opponent	Score	Team's RPI: 162
			28 A	Central Mich.	71 94	74 H	Butler	47 63	122 A	Youngstown St.	61 72	
			33 A	Ohio	70 92	83 H	Toledo	70 64	123 A	Northern Ill.	59 70	
			33 H	Ohio	71 81	84 A	Kent St.	58 73	195 A	Eastern Mich.	60 67	
			36 A	Buffalo	72 91	84 H	Kent St.	55 65	195 H	Eastern Mich.	59 61	
			36 H	Buffalo	70 59				195 H	Eastern Mich.	60 72	
			44 A	Miami (OH)	49 66				196 A	N.C. A&T	49 36	
			44 H	Miami (OH)	61 67				218 A	Bowling Green	83 73	
									218 H	Bowling Green	74 71	
									219 H	Ball St.	91 61	
									244 N	Northern Ky.	77 60	
									249 N	Jackson St.	74 57	
									256 N	UTEP	64 57	
									261 H	St. Bonaventure	67 58	
									268 A	Western Mich.	72 59	
									268 H	Western Mich.	69 62	
									287 H	Canisius	62 53	
									309 N	Oakland	85 65	
									333 H	Eastern Ky.	63 54	
LAST 12 Division I GAMES:												
			195 H	Eastern Mich.	59 61	195 A	Eastern Mich.	60 67				
			44 A	Miami (OH)	49 66	44 H	Miami (OH)	61 67				
			84 H	Kent St.	55 65	219 H	Ball St.	91 61				
			33 H	Ohio	71 81	268 H	Western Mich.	69 62				
			218 A	Bowling Green	83 73	33 A	Ohio	70 92				
			36 H	Buffalo	70 59	84 A	Kent St.	58 73				

Non-Div I Games: Malone 63 44

Akron

■ Loss, 
 ■ Non-Conf, 
 ■ S Site, 
 ■ H Home 
 ■ A Away 
 N Neutral

## Alabama

Through Games Of March 13, 2019

Average RPI Win:	187	WON-LOST	WINNING	LAST 10	STRENGTH OF	OPP. STRENGTH	TEAM	ADJ.	CONF.	ADJ CONF.
Average RPI Loss:	75	RECORD	PCT. RANK	GAMES	SCHEDULE	OF SCHEDULE	RPI	RPI	RPI	RPI
DIV. I ONLY	14- 17	204	1- 1	90	66	158	158	5	5	
DIV. I NON-CONF.	8- 5	119	0- 0	177	133	154	154	5	5	
TOTALS	RPI 1-25	RPI 26-50	W-L RECORDS	RPI 51-100	RPI 101-150	RPI 150+				
14- 17	0- 5	1- 4	OVERALL	2- 3	1- 2	10- 3				
9- 6	0- 2	1- 1	HOME	1- 1	0- 2	7- 0				
3- 7	0- 2	0- 2	AWAY	0- 2	1- 0	2- 1				
2- 4	0- 1	0- 1	NEUTRAL	1- 0	0- 0	1- 2				
8- 5	0- 1	1- 0	NON-CONFERENCE	1- 1	0- 1	6- 2				
6- 1	0- 0	1- 0	HOME	0- 0	0- 1	5- 0				
1- 1	0- 0	0- 0	AWAY	0- 1	0- 0	1- 0				
1- 3	0- 1	0- 0	NEUTRAL	1- 0	0- 0	0- 2				
6- 12	0- 4	0- 4	CONFERENCE	1- 2	1- 1	4- 1				
3- 5	0- 2	0- 1	HOME	1- 1	0- 1	2- 0				
2- 6	0- 2	0- 2	AWAY	0- 1	1- 0	1- 1				
1- 1	0- 0	0- 1	NEUTRAL	0- 0	0- 0	1- 0				

RPI	S	Opponent	Score	RPI	S	Opponent	Score	RPI	S	Opponent	Score	RPI	S	Opponent	Score	Team's RPI: 158
8	H	Mississippi St.	49 65	31	A	Missouri	47 82	57	H	Tennessee	86 65	112	A	Georgia	58 53	
17	A	Texas A&M	43 70	48	A	Auburn	38 77	65	A	Arkansas	61 72	112	H	Georgia	67 76	
18	N	Miami (FL)	74 101	48	H	Auburn	56 66	86	H	LSU	56 62	113	H	South Alabama	67 72	
19	A	South Carolina	59 62	48	N	Auburn	52 53	92	A	Utah	62 72	157	N	Tulsa	73 80	
22	H	Kentucky	53 68	49	H	Clemson	76 56	96	N	Virginia	64 52	167	H	Tulane	69 58	
												172	N	Louisiana Tech	62 79	
												200	H	Grambling	73 55	
												206	A	Vanderbilt	84 65	
												206	N	Vanderbilt	74 57	
												208	H	Stetson	59 47	
												213	A	Florida	55 57	
												213	H	Florida	74 67	
												229	A	SMU	62 61	
												239	H	Ole Miss	46 43	
												315	H	Northwestern St.	87 73	
												324	H	Southeastern La.	88 40	
LAST 12 Division I GAMES:																
206	N	Vanderbilt	74 57	206	A	Vanderbilt	84 65									
48	N	Auburn	52 53	48	A	Auburn	38 77									
172	N	Louisiana Tech	62 79	22	H	Kentucky	53 68									
31	A	Missouri	47 82	213	A	Florida	55 57									
239	H	Ole Miss	46 43	8	H	Mississippi St.	49 65									
112	H	Georgia	67 76	112	A	Georgia	58 53									

Non-Div I Games:

Alabama

■ Loss, 
 ■ Non-Conf, S Site, 
 ■ Home 
 ■ Away 
 N Neutral

[illegible]

**Non-Div I Games:**

RPI	S	Opponent	Score	
349	A	Ark.-Pine Bluff	78	52
349	H	Ark.-Pine Bluff	60	54
350	A	Alcorn	51	50
350	H	Alcorn	87	69

Alabama A&M

A  
l  
a  
b  
a  
m  
a  
A  
&  
M

A  
l  
a  
b  
a  
m  
a  
A  
&  
M

Average RPI Win:	<b>286</b>	WON-LOST	WINNING	LAST 10	STRENGTH OF	OPP. STRENGTH	TEAM	ADJ.	CONF.	ADJ CONF.
Average RPI Loss:	<b>172</b>	RECORD	PCT. RANK	GAMES	SCHEDULE	OF SCHEDULE	RPI	RPI	RPI	RPI
DIV. I ONLY	<b>10- 19</b>	<b>258</b>	<b>0- 1</b>	<b>234</b>	<b>317</b>	<b>267</b>	<b>267</b>	<b>29</b>	<b>29</b>	
DIV. I NON-CONF.	<b>0- 10</b>	<b>336</b>	<b>0- 0</b>	<b>24</b>	<b>141</b>	<b>272</b>	<b>272</b>	<b>28</b>	<b>28</b>	
TOTALS	RPI 1-25	RPI 26-50	W-L RECORDS	RPI 51-100	RPI 101-150	RPI 150+				
10- 19	0- 2	0- 1	OVERALL	0- 2	0- 2	10- 12				
6- 6	0- 1	0- 0	HOME	0- 0	0- 1	6- 4				
4- 13	0- 1	0- 1	AWAY	0- 2	0- 1	4- 8				
0- 0	0- 0	0- 0	NEUTRAL	0- 0	0- 0	0- 0				
0- 10	0- 2	0- 1	NON-CONFERENCE	0- 2	0- 2	0- 3				
0- 3	0- 1	0- 0	HOME	0- 0	0- 1	0- 1				
0- 7	0- 1	0- 1	AWAY	0- 2	0- 1	0- 2				
0- 0	0- 0	0- 0	NEUTRAL	0- 0	0- 0	0- 0				
10- 9	0- 0	0- 0	CONFERENCE	0- 0	0- 0	10- 9				
6- 3	0- 0	0- 0	HOME	0- 0	0- 0	6- 3				
4- 6	0- 0	0- 0	AWAY	0- 0	0- 0	4- 6				
0- 0	0- 0	0- 0	NEUTRAL	0- 0	0- 0	0- 0				

RPI 1-25				RPI 26-50				RPI 51-100				RPI 101+ Team's RPI: 267			
RPI	S	Opponent	Score	RPI	S	Opponent	Score	RPI	S	Opponent	Score	RPI	S	Opponent	Score
19	H	South Carolina	38 <b>94</b>	48	A	Auburn	50 <b>83</b>	66	A	Georgia Tech	42 <b>69</b>	101	H	UAB	47 <b>62</b>
22	A	Kentucky	35 <b>87</b>					85	A	Troy	46 <b>116</b>	113	A	South Alabama	65 <b>77</b>
												170	A	Southern U.	52 <b>62</b>
												170	H	Southern U.	78 61
												187	A	Prairie View	59 <b>71</b>
												187	H	Prairie View	67 59
												200	A	Grambling	45 <b>63</b>
												200	H	Grambling	72 <b>80</b>
												201	A	North Ala.	42 <b>68</b>
												215	A	Xavier	58 <b>87</b>
												227	A	Texas Southern	58 51
												227	H	Texas Southern	44 <b>51</b>
												249	A	Jackson St.	59 <b>75</b>
												249	A	Jackson St.	58 <b>78</b>
												249	H	Jackson St.	74 67
												288	H	Samford	51 <b>60</b>
												301	A	Alabama A&M	60 46
												301	H	Alabama A&M	57 <b>65</b>
												329	A	Mississippi Val.	62 <b>64</b>
												329	H	Mississippi Val.	73 67
												349	A	Ark.-Pine Bluff	58 56
												349	H	Ark.-Pine Bluff	73 52
												350	A	Alcorn	70 58
												350	H	Alcorn	76 63
LAST 12 Division I GAMES:															
249	A	Jackson St.	59 <b>75</b>	350	A	Alcorn	70 58								
249	A	Jackson St.	58 <b>78</b>	301	H	Alabama A&M	57 <b>65</b>								
200	A	Grambling	45 <b>63</b>	329	H	Mississippi Val.	73 67								
187	H	Prairie View	67 59	349	H	Ark.-Pine Bluff	73 52								
227	H	Texas Southern	44 <b>51</b>	187	A	Prairie View	59 <b>71</b>								
170	A	Southern U.	52 <b>62</b>	227	A	Texas Southern	58 51								

Non-Div I Games: Mobile 69 63

Alabama St.

■ Loss, 
 ■ Non-Conf, 
 ■ S Site, 
 ■ Home 
 ■ A Away 
 N Neutral



## Albany (NY)

Through Games Of March 13, 2019

Average RPI Win:	271	WON-LOST	WINNING	LAST 10	STRENGTH OF	OPP. STRENGTH	TEAM	ADJ.	CONF.	ADJ CONF.
Average RPI Loss:	166	RECORD	PCT. RANK	GAMES	SCHEDULE	OF SCHEDULE	RPI	RPI	RPI	RPI
DIV. I ONLY	13- 18	217	1- 0	248	261	234	234	23	23	
DIV. I NON-CONF.	3- 10	278	0- 0	234	271	287	287	25	25	
TOTALS	RPI 1-25	RPI 26-50	W-L RECORDS	RPI 51-100	RPI 101-150	RPI 150+				
13- 18	0- 0	0- 1	OVERALL	0- 4	1- 5	12- 8				
7- 7	0- 0	0- 0	HOME	0- 1	0- 3	7- 3				
6- 11	0- 0	0- 1	AWAY	0- 3	1- 2	5- 5				
0- 0	0- 0	0- 0	NEUTRAL	0- 0	0- 0	0- 0				
3- 10	0- 0	0- 1	NON-CONFERENCE	0- 1	0- 2	3- 6				
1- 4	0- 0	0- 0	HOME	0- 0	0- 1	1- 3				
2- 6	0- 0	0- 1	AWAY	0- 1	0- 1	2- 3				
0- 0	0- 0	0- 0	NEUTRAL	0- 0	0- 0	0- 0				
10- 8	0- 0	0- 0	CONFERENCE	0- 3	1- 3	9- 2				
6- 3	0- 0	0- 0	HOME	0- 1	0- 2	6- 0				
4- 5	0- 0	0- 0	AWAY	0- 2	1- 1	3- 2				
0- 0	0- 0	0- 0	NEUTRAL	0- 0	0- 0	0- 0				

RPI S	Opponent	Score	RPI S	Opponent	Score	RPI S	Opponent	Score	RPI S	Opponent	Score	Team's RPI: 234
30	A Rutgers	39 65	60	A Maine	51 66	104	A Hartford	35 82				
			60	A Maine	65 76	104	H Hartford	56 68				
			60	H Maine	61 67	115	A South Fla.	37 74				
			89	A Purdue	41 53	119	H Marist	56 74				
						137	A Stony Brook	54 49				
						137	H Stony Brook	52 68				
						178	H Holy Cross	50 56				
						197	A Cornell	34 48				
						214	A Monmouth	56 64				
						248	A St. Francis Brooklyn	67 60				
						250	A Columbia	62 58				
						251	A Binghamton	71 62				
						251	H Binghamton	61 56				
						251	H Binghamton	61 56				
						263	H Manhattan	60 54				
						278	A Vermont	39 52				
						278	H Vermont	65 40				
						287	H Canisius	42 48				
						304	A UMBC	60 69				
						304	H UMBC	64 44				
						317	A New Hampshire	78 53				
						317	H New Hampshire	59 41				
						318	A Lafayette	66 67				
						327	A UMass Lowell	56 53				
						327	H UMass Lowell	63 56				
						328	H Central Conn. St.	53 60				
LAST 12 Division I GAMES:												
251	H Binghamton	61 56	60	H Maine	61 67							
60	A Maine	51 66	327	A UMass Lowell	56 53							
104	H Hartford	56 68	278	H Vermont	65 40							
317	A New Hampshire	78 53	251	A Binghamton	71 62							
304	A UMBC	60 69	317	H New Hampshire	59 41							
137	H Stony Brook	52 68	104	A Hartford	35 82							

Non-Div I Games:

Albany (NY)

■ Loss, 
 ■ Non-Conf, S Site, 
 ■ Home 
 ■ Away 
 N Neutral

Average RPI Win:	295	WON-LOST	WINNING	LAST 10	STRENGTH OF	OPP. STRENGTH	TEAM	ADJ.	CONF.	ADJ CONF.
Average RPI Loss:	236	RECORD	PCT. RANK	GAMES	SCHEDULE	OF SCHEDULE	RPI	RPI	RPI	RPI
DIV. I ONLY	3- 24	342	0- 1	336	340	350	350	29	29	
DIV. I NON-CONF.	0- 9	336	0- 1	269	333	347	347	28	28	
TOTALS	RPI 1-25	RPI 26-50	W-L RECORDS	RPI 51-100	RPI 101-150	RPI 150+				
3- 24	0- 0	0- 0	OVERALL	0- 1	0- 2	3- 21				
2- 9	0- 0	0- 0	HOME	0- 0	0- 0	2- 9				
1- 14	0- 0	0- 0	AWAY	0- 1	0- 1	1- 12				
0- 1	0- 0	0- 0	NEUTRAL	0- 0	0- 1	0- 0				
0- 9	0- 0	0- 0	NON-CONFERENCE	0- 1	0- 2	0- 6				
0- 2	0- 0	0- 0	HOME	0- 0	0- 0	0- 2				
0- 6	0- 0	0- 0	AWAY	0- 1	0- 1	0- 4				
0- 1	0- 0	0- 0	NEUTRAL	0- 0	0- 1	0- 0				
3- 15	0- 0	0- 0	CONFERENCE	0- 0	0- 0	3- 15				
2- 7	0- 0	0- 0	HOME	0- 0	0- 0	2- 7				
1- 8	0- 0	0- 0	AWAY	0- 0	0- 0	1- 8				
0- 0	0- 0	0- 0	NEUTRAL	0- 0	0- 0	0- 0				

RPI S	Opponent	Score	RPI S	Opponent	Score	RPI S	Opponent	Score	RPI S	Opponent	Score	Team's RPI: 350
						58 A	TCU	31 88	101 A	UAB	53 80	
									138 N	New Mexico St.	64 82	
									170 A	Southern U.	39 51	
									170 H	Southern U.	54 75	
									187 A	Prairie View	61 90	
									187 H	Prairie View	61 82	
									193 A	Southern Miss.	47 66	
									200 A	Grambling	56 61	
									200 H	Grambling	63 79	
									227 A	Texas Southern	51 66	
									227 H	Texas Southern	53 52	
									249 A	Jackson St.	66 88	
									249 H	Jackson St.	61 82	
									256 A	UTEP	51 77	
									267 A	Alabama St.	63 76	
									267 H	Alabama St.	58 70	
									285 H	Central Ark.	46 57	
									301 A	Alabama A&M	69 87	
									301 H	Alabama A&M	50 51	
									315 A	Northwestern St.	65 78	
									320 A	FIU	40 75	
									324 H	Southeastern La.	59 77	
									329 A	Mississippi Val.	81 80	
									329 H	Mississippi Val.	73 63	
									349 A	Ark.-Pine Bluff	57 66	
									349 H	Ark.-Pine Bluff	57 59	
LAST 12 Division I GAMES:												
			138 N	New Mexico St.	64 82		349 A	Ark.-Pine Bluff	57 66			
			187 A	Prairie View	61 90		329 A	Mississippi Val.	81 80			
			227 A	Texas Southern	51 66		200 H	Grambling	63 79			
			170 A	Southern U.	39 51		249 H	Jackson St.	61 82			
			301 H	Alabama A&M	50 51		170 H	Southern U.	54 75			
			267 H	Alabama St.	58 70		301 A	Alabama A&M	69 87			

Non-Div I Games:

Lane

58

70

Fisk

67

64

Rust

59

78

Alcorn

Loss, 
Non-Conf, 
S Site, 
H Home
A Away 
N Neutral

Average RPI Win:	234	WON-LOST	WINNING	LAST 10	STRENGTH OF	OPP. STRENGTH	TEAM	ADJ.	CONF.	ADJ CONF.
Average RPI Loss:	77	RECORD	PCT. RANK	GAMES	SCHEDULE	OF SCHEDULE	RPI	RPI	RPI	RPI
DIV. I ONLY	21- 9	59	1- 0	120	209	76	76	18	18	
DIV. I NON-CONF.	4- 7	228	0- 0	56	90	161	161	21	21	
TOTALS	RPI 1-25	RPI 26-50	W-L RECORDS	RPI 51-100	RPI 101-150	RPI 150+				
21- 9	0- 1	0- 3	OVERALL	0- 3	2- 1	19- 1				
12- 2	0- 0	0- 2	HOME	0- 0	1- 0	11- 0				
9- 5	0- 0	0- 1	AWAY	0- 2	1- 1	8- 1				
0- 2	0- 1	0- 0	NEUTRAL	0- 1	0- 0	0- 0				
4- 7	0- 1	0- 1	NON-CONFERENCE	0- 3	0- 1	4- 1				
3- 1	0- 0	0- 1	HOME	0- 0	0- 0	3- 0				
1- 4	0- 0	0- 0	AWAY	0- 2	0- 1	1- 1				
0- 2	0- 1	0- 0	NEUTRAL	0- 1	0- 0	0- 0				
17- 2	0- 0	0- 2	CONFERENCE	0- 0	2- 0	15- 0				
9- 1	0- 0	0- 1	HOME	0- 0	1- 0	8- 0				
8- 1	0- 0	0- 1	AWAY	0- 0	1- 0	7- 0				
0- 0	0- 0	0- 0	NEUTRAL	0- 0	0- 0	0- 0				

RPI 1-25				RPI 26-50				RPI 51-100 Team's RPI: 76				RPI 101+			
RPI	S	Opponent	Score	RPI	S	Opponent	Score	RPI	S	Opponent	Score	RPI	S	Opponent	Score
4	N	Stanford	49 71	33	H	Ohio	67 77	64	N	FGCU	71 90	125	A	Lehigh	61 53
				43	A	Bucknell	56 71	95	A	High Point	61 66	125	H	Lehigh	50 47
				43	H	Bucknell	64 65	96	A	Virginia	54 57	145	A	Penn St.	59 80
												157	H	Tulsa	68 52
												166	A	Denver	54 83
												174	A	Boston U.	64 51
												174	H	Boston U.	50 48
												178	A	Holy Cross	71 44
												178	H	Holy Cross	70 58
												199	A	Hawaii	69 57
												225	H	George Mason	86 71
												247	A	Colgate	71 66
												247	H	Colgate	76 57
												255	A	Navy	58 45
												255	H	Navy	69 44
												264	A	Loyola Maryland	67 56
												264	H	Loyola Maryland	82 38
												290	A	Army West Point	75 62
												290	H	Army West Point	61 51
												304	H	UMBC	64 42
												318	A	Lafayette	67 57
												318	H	Lafayette	67 47
												318	H	Lafayette	60 45
LAST 12 Division I GAMES:															
				318	H	Lafayette	67 47					125	H	Lehigh	50 47
				255	H	Navy	69 44					264	A	Loyola Maryland	67 56
				43	H	Bucknell	64 65					290	A	Army West Point	75 62
				178	A	Holy Cross	71 44					247	A	Colgate	71 66
				318	A	Lafayette	67 57					178	H	Holy Cross	70 58
				174	H	Boston U.	50 48					318	H	Lafayette	60 45

Non-Div I Games:

American

■ Loss, 
■ Non-Conf, S Site, 
■ Home 
■ Away 
N Neutral

Average RPI Win:	218	WON-LOST	WINNING	LAST 10	STRENGTH OF	OPP. STRENGTH	TEAM	ADJ.	CONF.	ADJ CONF.
Average RPI Loss:	111	RECORD	PCT. RANK	GAMES	SCHEDULE	OF SCHEDULE	RPI	RPI	RPI	RPI
DIV. I ONLY	17- 13	132	1- 0	138	162	130	130	12	12	
DIV. I NON-CONF.	6- 5	143	0- 0	203	156	147	147	14	14	
TOTALS	RPI 1-25	RPI 26-50	W-L RECORDS	RPI 51-100	RPI 101-150	RPI 150+				
17- 13	0- 1	0- 1	OVERALL	0- 6	2- 2	15- 3				
11- 3	0- 0	0- 0	HOME	0- 3	1- 0	10- 0				
5- 10	0- 1	0- 1	AWAY	0- 3	1- 2	4- 3				
1- 0	0- 0	0- 0	NEUTRAL	0- 0	0- 0	1- 0				
6- 5	0- 1	0- 1	NON-CONFERENCE	0- 1	0- 1	6- 1				
5- 0	0- 0	0- 0	HOME	0- 0	0- 0	5- 0				
1- 5	0- 1	0- 1	AWAY	0- 1	0- 1	1- 1				
0- 0	0- 0	0- 0	NEUTRAL	0- 0	0- 0	0- 0				
11- 8	0- 0	0- 0	CONFERENCE	0- 5	2- 1	9- 2				
6- 3	0- 0	0- 0	HOME	0- 3	1- 0	5- 0				
4- 5	0- 0	0- 0	AWAY	0- 2	1- 1	3- 2				
1- 0	0- 0	0- 0	NEUTRAL	0- 0	0- 0	1- 0				

RPI 1-25				RPI 26-50				RPI 51-100				RPI 101+ Team's RPI: 130			
RPI	S	Opponent	Score	RPI	S	Opponent	Score	RPI	S	Opponent	Score	RPI	S	Opponent	Score
19	A	South Carolina	50 80	49	A	Clemson	48 87	66	A	Georgia Tech	53 71	101	A	UAB	61 80
								71	A	UT Arlington	94 99	113	A	South Alabama	59 50
								71	H	UT Arlington	65 72	113	H	South Alabama	71 63
								73	H	Little Rock	59 74	139	A	Georgia St.	75 85
								85	A	Troy	66 95	153	A	Davidson	81 78
								85	H	Troy	72 83	163	A	Texas St.	62 49
												163	H	Texas St.	77 56
												176	A	Coastal Caro.	66 74
												176	H	Coastal Caro.	67 53
												176	N	Coastal Caro.	78 42
												189	H	Arkansas St.	75 67
												217	H	Marshall	74 52
												237	H	Elon	65 62
												241	A	ETSU	64 95
												254	H	Wofford	94 70
												269	A	Louisiana	55 73
												269	H	Louisiana	83 69
												286	A	Ga. Southern	70 52
												296	H	Col. of Charleston	80 66
												299	A	La.-Monroe	80 58
												299	H	La.-Monroe	56 51
												307	H	UNC Greensboro	68 65
LAST 12 Division I GAMES:															
176	N	Coastal Caro.	78 42	139	A	Georgia St.	75 85	176	A	Coastal Caro.	66 74	71	H	UT Arlington	65 72
113	A	South Alabama	59 50	176	A	Coastal Caro.	66 74	163	H	Texas St.	77 56	299	A	La.-Monroe	80 58
85	A	Troy	66 95	71	H	UT Arlington	65 72	299	A	La.-Monroe	80 58	269	A	Louisiana	55 73
269	H	Louisiana	83 69	163	H	Texas St.	77 56	269	A	Louisiana	55 73				
299	H	La.-Monroe	56 51	299	A	La.-Monroe	80 58								
286	A	Ga. Southern	70 52	269	A	Louisiana	55 73								

Non-Div I Games:

Appalachian St.

■ Loss, 
■ Non-Conf, S Site, 
■ Home 
■ Away 
N Neutral

# Arizona

Through Games Of March 13, 2019

Average RPI Win:	174	WON-LOST	WINNING	LAST 10	STRENGTH OF	OPP. STRENGTH	TEAM	ADJ.	CONF.	ADJ CONF.
Average RPI Loss:	41	RECORD	PCT. RANK	GAMES	SCHEDULE	OF SCHEDULE	RPI	RPI	RPI	RPI
DIV. I ONLY	18- 13	130	1- 0	57	43	79	79	2	2	
DIV. I NON-CONF.	10- 1	17	0- 0	317	254	115	115	2	2	
TOTALS	RPI 1-25	RPI 26-50	W-L RECORDS	RPI 51-100	RPI 101-150	RPI 150+				
18- 13	1- 8	1- 2	OVERALL	3- 1	2- 1	11- 1				
11- 5	1- 3	1- 1	HOME	2- 0	1- 1	6- 0				
4- 7	0- 4	0- 1	AWAY	0- 1	1- 0	3- 1				
3- 1	0- 1	0- 0	NEUTRAL	1- 0	0- 0	2- 0				
10- 1	0- 0	0- 0	NON-CONFERENCE	0- 0	1- 1	9- 0				
6- 1	0- 0	0- 0	HOME	0- 0	1- 1	5- 0				
2- 0	0- 0	0- 0	AWAY	0- 0	0- 0	2- 0				
2- 0	0- 0	0- 0	NEUTRAL	0- 0	0- 0	2- 0				
8- 12	1- 8	1- 2	CONFERENCE	3- 1	1- 0	2- 1				
5- 4	1- 3	1- 1	HOME	2- 0	0- 0	1- 0				
2- 7	0- 4	0- 1	AWAY	0- 1	1- 0	1- 1				
1- 1	0- 1	0- 0	NEUTRAL	1- 0	0- 0	0- 0				

RPI	S	Opponent	Score	RPI	S	Opponent	Score	RPI	S	Opponent	Score	RPI	S	Opponent	Score
4	A	Stanford	54 56	34	H	UCLA	93 98	52	H	Southern California	71 68	106	H	Loyola Marymount	64 66
4	H	Stanford	48 78	41	A	California	76 82	52	N	Southern California	76 48	108	H	Idaho St.	71 46
5	A	Oregon	60 93	41	H	California	60 55	92	A	Utah	64 80	134	A	Washington	69 59
5	H	Oregon	54 83					92	H	Utah	66 55	160	A	Washington St.	88 90
5	N	Oregon	63 77									175	A	Colorado	69 67
23	A	Arizona St.	47 60									175	H	Colorado	63 51
23	H	Arizona St.	51 39									188	H	Montana	100 51
24	A	Oregon St.	64 86									191	N	Portland	92 70
24	H	Oregon St.	60 65									205	A	San Diego St.	69 60
												221	H	Northern Ariz.	71 47
												256	H	UTEP	62 40
												272	A	Long Beach St.	70 43
												300	H	South Carolina St.	73 32
												308	H	Incarinate Word	84 42
												337	N	Seattle U	84 54
LAST 12 Division I GAMES:															
52	N	Southern California	76 48	175	H	Colorado	63 51								
5	N	Oregon	63 77	92	H	Utah	66 55								
24	H	Oregon St.	60 65	160	A	Washington St.	88 90								
5	H	Oregon	54 83	134	A	Washington	69 59								
41	A	California	76 82	23	A	Arizona St.	47 60								
4	A	Stanford	54 56	34	H	UCLA	93 98								

Non-Div I Games:

Arizona

Loss, Non-Conf, S Site, H Home A Away N Neutral

Average RPI Win:	127	WON-LOST	WINNING	LAST 10	STRENGTH OF	OPP. STRENGTH	TEAM	ADJ.	CONF.	ADJ CONF.
Average RPI Loss:	21	RECORD	PCT. RANK	GAMES	SCHEDULE	OF SCHEDULE	RPI	RPI	RPI	RPI
DIV. I ONLY	20- 10	80	1- 0	13	13	23	23	2	2	
DIV. I NON-CONF.	9- 2	43	0- 0	72	10	26	26	2	2	
TOTALS	RPI 1-25	RPI 26-50	W-L RECORDS	RPI 51-100	RPI 101-150	RPI 150+				
20- 10	2- 6	2- 3	OVERALL	5- 1	1- 0	10- 0				
11- 4	1- 3	1- 1	HOME	3- 0	1- 0	5- 0				
6- 4	1- 2	0- 1	AWAY	2- 1	0- 0	3- 0				
3- 2	0- 1	1- 1	NEUTRAL	0- 0	0- 0	2- 0				
9- 2	0- 2	1- 0	NON-CONFERENCE	1- 0	1- 0	6- 0				
5- 1	0- 1	0- 0	HOME	0- 0	1- 0	4- 0				
2- 0	0- 0	0- 0	AWAY	1- 0	0- 0	1- 0				
2- 1	0- 1	1- 0	NEUTRAL	0- 0	0- 0	1- 0				
11- 8	2- 4	1- 3	CONFERENCE	4- 1	0- 0	4- 0				
6- 3	1- 2	1- 1	HOME	3- 0	0- 0	1- 0				
4- 4	1- 2	0- 1	AWAY	1- 1	0- 0	2- 0				
1- 1	0- 0	0- 1	NEUTRAL	0- 0	0- 0	1- 0				

RPI	S	Opponent	Score	RPI	S	Opponent	Score	RPI	S	Opponent	Score	RPI	S	Opponent	Score
2	H	Baylor	59 65	32	N	Kansas St.	65 51	52	H	Southern California	68 59	120	H	Fresno St.	68 52
3	N	Louisville	56 58	34	H	UCLA	59 61	65	A	Arkansas	88 85	152	N	Southern Ill.	82 38
4	A	Stanford	50 71	34	N	UCLA	69 73	79	A	Arizona	39 51	157	H	Tulsa	70 52
4	H	Stanford	65 72	41	A	California	60 69	79	H	Arizona	60 47	160	A	Washington St.	61 46
5	A	Oregon	71 77	41	H	California	62 61	92	A	Utah	65 63	170	H	Southern U.	69 47
5	H	Oregon	59 66					92	H	Utah	60 58	172	H	Louisiana Tech	80 44
24	A	Oregon St.	79 76									175	A	Colorado	76 70
24	H	Oregon St.	66 54									175	H	Colorado	66 49
												175	N	Colorado	66 49
												279	A	Colorado St.	70 39
												308	H	Incarnate Word	81 43
LAST 12 Division I GAMES:															
		175	N	Colorado			66	49	41	A	California			60	69
		34	N	UCLA			69	73	92	H	Utah			60	58
		157	H	Tulsa			70	52	175	H	Colorado			66	49
		5	H	Oregon			59	66	160	A	Washington St.			61	46
		24	H	Oregon St.			66	54	79	H	Arizona			60	47
		4	A	Stanford			50	71	52	H	Southern California			68	59

Non-Div I Games:

Arizona St.

Average RPI Win:	350	WON-LOST	WINNING	LAST 10	STRENGTH OF	OPP. STRENGTH	TEAM	ADJ.	CONF.	ADJ CONF.
Average RPI Loss:	224	RECORD	PCT. RANK	GAMES	SCHEDULE	OF SCHEDULE	RPI	RPI	RPI	RPI
DIV. I ONLY	2- 19	348	0- 1	330	343	349	349	29	29	
DIV. I NON-CONF.	0- 3	336	0- 0	35	147	282	282	28	28	
TOTALS	RPI 1-25	RPI 26-50	W-L RECORDS	RPI 51-100	RPI 101-150	RPI 150+				
2- 19	0- 1	0- 0	OVERALL	0- 0	0- 1	2- 17				
1- 8	0- 0	0- 0	HOME	0- 0	0- 0	1- 8				
1- 11	0- 1	0- 0	AWAY	0- 0	0- 1	1- 9				
0- 0	0- 0	0- 0	NEUTRAL	0- 0	0- 0	0- 0				
0- 3	0- 1	0- 0	NON-CONFERENCE	0- 0	0- 1	0- 1				
0- 0	0- 0	0- 0	HOME	0- 0	0- 0	0- 0				
0- 3	0- 1	0- 0	AWAY	0- 0	0- 1	0- 1				
0- 0	0- 0	0- 0	NEUTRAL	0- 0	0- 0	0- 0				
2- 16	0- 0	0- 0	CONFERENCE	0- 0	0- 0	2- 16				
1- 8	0- 0	0- 0	HOME	0- 0	0- 0	1- 8				
1- 8	0- 0	0- 0	AWAY	0- 0	0- 0	1- 8				
0- 0	0- 0	0- 0	NEUTRAL	0- 0	0- 0	0- 0				

RPI 1-25			RPI 26-50			RPI 51-100			RPI 101+ Team's RPI: 349		
RPI	S	Opponent	Score	RPI	S	Opponent	Score	RPI	S	Opponent	Score
24	A	Oregon St.	33 89					107	A	Minnesota	42 84
								170	A	Southern U.	41 73
								170	H	Southern U.	45 56
								187	A	Prairie View	46 79
								187	H	Prairie View	41 80
								200	A	Grambling	57 77
								200	H	Grambling	57 67
								227	A	Texas Southern	49 62
								227	H	Texas Southern	58 59
								249	A	Jackson St.	41 60
								249	H	Jackson St.	41 61
								257	A	Wichita St.	39 76
								267	A	Alabama St.	52 73
								267	H	Alabama St.	56 58
								301	A	Alabama A&M	54 60
								301	H	Alabama A&M	52 78
								329	A	Mississippi Val.	63 82
								329	H	Mississippi Val.	56 62
								350	A	Alcorn	59 57
								350	H	Alcorn	66 57
LAST 12 Division I GAMES:											
301	A	Alabama A&M	54 60	350	H	Alcorn	66 57				
329	A	Mississippi Val.	63 82	170	H	Southern U.	45 56				
249	H	Jackson St.	41 61	267	A	Alabama St.	52 73				
200	H	Grambling	57 67	249	A	Jackson St.	41 60				
187	A	Prairie View	46 79	200	A	Grambling	57 77				
227	A	Texas Southern	49 62	187	H	Prairie View	41 80				

Non-Div I Games: LeMoyne-Owen 52 43 Paul Quinn 68 52 Philander Smith 48 53 Tougaloo 68 60 Ark.-Pine Bluff

## Arkansas

Through Games Of March 13, 2019

Average RPI Win: <b>164</b>	WON-LOST	WINNING	LAST 10	STRENGTH OF	OPP. STRENGTH	TEAM	ADJ.	CONF.	ADJ CONF.
Average RPI Loss: <b>47</b>	RECORD	PCT. RANK	GAMES	SCHEDULE	OF SCHEDULE	RPI	RPI	RPI	RPI
DIV. I ONLY	20- 14	126	1- 0	43	63	65	65	5	5
DIV. I NON-CONF.	11- 3	56	0- 0	123	129	47	47	5	5
TOTALS	RPI 1-25	RPI 26-50	W-L RECORDS	RPI 51-100	RPI 101-150	RPI 150+			
20- 14	2- 7	0- 3	OVERALL	3- 1	3- 3	12- 0			
9- 6	0- 3	0- 2	HOME	1- 0	1- 1	7- 0			
6- 6	0- 3	0- 1	AWAY	2- 1	1- 1	3- 0			
5- 2	2- 1	0- 0	NEUTRAL	0- 0	1- 1	2- 0			
11- 3	0- 2	0- 0	NON-CONFERENCE	2- 0	2- 1	7- 0			
6- 1	0- 1	0- 0	HOME	1- 0	1- 0	4- 0			
3- 1	0- 1	0- 0	AWAY	1- 0	1- 0	1- 0			
2- 1	0- 0	0- 0	NEUTRAL	0- 0	0- 1	2- 0			
9- 11	2- 5	0- 3	CONFERENCE	1- 1	1- 2	5- 0			
3- 5	0- 2	0- 2	HOME	0- 0	0- 1	3- 0			
3- 5	0- 2	0- 1	AWAY	1- 1	0- 1	2- 0			
3- 1	2- 1	0- 0	NEUTRAL	0- 0	1- 0	0- 0			

RPI	S	Opponent	Score	RPI	S	Opponent	Score	RPI	S	Opponent	Score	RPI	S	Opponent	Score
8	H	Mississippi St.	69 <b>93</b>	31	A	Missouri	53 <b>71</b>	57	A	Tennessee	80 79	112	A	Georgia	83 <b>93</b>
8	N	Mississippi St.	70 <b>101</b>	31	H	Missouri	67 <b>73</b>	71	A	UT Arlington	66 65	112	H	Georgia	72 <b>80</b>
11	A	Iowa St.	82 <b>91</b>	48	H	Auburn	72 <b>75</b>	86	A	LSU	34 <b>71</b>	112	N	Georgia	86 76
17	A	Texas A&M	53 <b>66</b>					94	H	Nebraska	84 80	127	N	Pittsburgh	54 <b>61</b>
17	N	Texas A&M	58 51									144	A	Abilene Christian	80 68
19	H	South Carolina	79 <b>87</b>									146	H	Tennessee Tech	65 42
19	N	South Carolina	95 89									157	A	Tulsa	61 59
22	A	Kentucky	59 <b>61</b>									158	H	Alabama	72 61
23	H	Arizona St.	85 <b>88</b>									159	H	Oral Roberts	74 61
												186	N	Wisconsin	69 68
												187	H	Prairie View	71 44
												206	H	Vanderbilt	83 62
												213	A	Florida	83 73
												239	A	Ole Miss	85 55
												239	H	Ole Miss	73 61
												249	H	Jackson St.	76 57
												305	N	Tennessee St.	79 55
												315	H	Northwestern St.	98 53
LAST 12 Division I GAMES:															
		112 N Georgia	86 76			239 H Ole Miss	73 61								
		19 N South Carolina	95 89			112 A Georgia	83 <b>93</b>								
		17 N Texas A&M	58 51			22 A Kentucky	59 <b>61</b>								
		8 N Mississippi St.	70 <b>101</b>			48 H Auburn	72 <b>75</b>								
		17 A Texas A&M	53 <b>66</b>			86 A LSU	34 <b>71</b>								
		31 H Missouri	67 <b>73</b>			19 H South Carolina	79 <b>87</b>								

Non-Div I Games:

Arkansas

■ Loss, 
 ■ Non-Conf, S Site, 
 ■ Home 
 ■ Away 
 N Neutral



Average RPI Win:	221	WON-LOST	WINNING	LAST 10	STRENGTH OF	OPP. STRENGTH	TEAM	ADJ.	CONF.	ADJ CONF.
Average RPI Loss:	119	RECORD	PCT. RANK	GAMES	SCHEDULE	OF SCHEDULE	RPI	RPI	RPI	RPI
DIV. I ONLY	12- 18	226	0- 1	122	136	189	189	12	12	
DIV. I NON-CONF.	5- 6	177	0- 0	155	95	174	174	14	14	
TOTALS	RPI 1-25	RPI 26-50	W-L RECORDS	RPI 51-100	RPI 101-150	RPI 150+				
12- 18	0- 1	0- 2	OVERALL	1- 5	2- 4	9- 6				
9- 5	0- 0	0- 0	HOME	1- 2	1- 1	7- 2				
3- 13	0- 1	0- 2	AWAY	0- 3	1- 3	2- 4				
0- 0	0- 0	0- 0	NEUTRAL	0- 0	0- 0	0- 0				
5- 6	0- 1	0- 2	NON-CONFERENCE	0- 0	0- 2	5- 1				
4- 1	0- 0	0- 0	HOME	0- 0	0- 0	4- 1				
1- 5	0- 1	0- 2	AWAY	0- 0	0- 2	1- 0				
0- 0	0- 0	0- 0	NEUTRAL	0- 0	0- 0	0- 0				
7- 12	0- 0	0- 0	CONFERENCE	1- 5	2- 2	4- 5				
5- 4	0- 0	0- 0	HOME	1- 2	1- 1	3- 1				
2- 8	0- 0	0- 0	AWAY	0- 3	1- 1	1- 4				
0- 0	0- 0	0- 0	NEUTRAL	0- 0	0- 0	0- 0				

RPI 1-25				RPI 26-50				RPI 51-100				RPI 101+ Team's RPI: 189			
RPI	S	Opponent	Score	RPI	S	Opponent	Score	RPI	S	Opponent	Score	RPI	S	Opponent	Score
17	A	Texas A&M	56 97	31	A	Missouri	50 70	71	A	UT Arlington	62 67	111	A	UT Martin	91 97
				45	A	Belmont	55 74	71	H	UT Arlington	73 100	113	A	South Alabama	77 64
								73	A	Little Rock	55 68	113	H	South Alabama	69 58
								73	H	Little Rock	62 58	130	A	Appalachian St.	67 75
								85	A	Troy	79 87	139	H	Georgia St.	62 64
								85	H	Troy	89 100	143	A	Oklahoma St.	60 62
												157	H	Tulsa	73 60
												163	A	Texas St.	54 68
												163	H	Texas St.	62 85
												172	H	Louisiana Tech	70 80
												176	A	Coastal Caro.	49 63
												176	A	Coastal Caro.	72 88
												232	H	Memphis	77 66
												256	A	UTEP	67 66
												260	H	Murray St.	74 63
												269	A	Louisiana	75 73
												269	H	Louisiana	87 75
												286	H	Ga. Southern	86 75
												299	A	La.-Monroe	53 65
												299	H	La.-Monroe	64 54
												329	H	Mississippi Val.	60 57
LAST 12 Division I GAMES:															
176	A	Coastal Caro.	49 63	71	A	UT Arlington	62 67								
269	A	Louisiana	75 73	163	A	Texas St.	54 68								
299	A	La.-Monroe	53 65	85	H	Troy	89 100								
286	H	Ga. Southern	86 75	113	H	South Alabama	69 58								
139	H	Georgia St.	62 64	73	A	Little Rock	55 68								
73	H	Little Rock	62 58	176	A	Coastal Caro.	72 88								

Non-Div I Games:

Arkansas St.

■ Loss, 
 ■ Non-Conf, 
 ■ S Site, 
 ■ Home 
 ■ Away 
 N Neutral

Army West Point

Through Games Of March 13, 2019

Average RPI Win:	285	WON-LOST	WINNING	LAST 10	STRENGTH OF	OPP. STRENGTH	TEAM	ADJ.	CONF.	ADJ CONF.
Average RPI Loss:	168	RECORD	PCT. RANK	GAMES	SCHEDULE	OF SCHEDULE	RPI	RPI	RPI	RPI
DIV. I ONLY	10- 19	258	0- 1	282	257	290	290	18	18	
DIV. I NON-CONF.	4- 6	212	0- 0	328	325	302	302	21	21	
TOTALS	RPI 1-25	RPI 26-50	W-L RECORDS	RPI 51-100	RPI 101-150	RPI 150+				
10- 19	0- 0	0- 2	OVERALL	0- 3	0- 4	10- 10				
6- 9	0- 0	0- 1	HOME	0- 1	0- 3	6- 4				
4- 10	0- 0	0- 1	AWAY	0- 2	0- 1	4- 6				
0- 0	0- 0	0- 0	NEUTRAL	0- 0	0- 0	0- 0				
4- 6	0- 0	0- 0	NON-CONFERENCE	0- 1	0- 2	4- 3				
2- 3	0- 0	0- 0	HOME	0- 0	0- 2	2- 1				
2- 3	0- 0	0- 0	AWAY	0- 1	0- 0	2- 2				
0- 0	0- 0	0- 0	NEUTRAL	0- 0	0- 0	0- 0				
6- 13	0- 0	0- 2	CONFERENCE	0- 2	0- 2	6- 7				
4- 6	0- 0	0- 1	HOME	0- 1	0- 1	4- 3				
2- 7	0- 0	0- 1	AWAY	0- 1	0- 1	2- 4				
0- 0	0- 0	0- 0	NEUTRAL	0- 0	0- 0	0- 0				

RPI S	Opponent	Score	RPI S	Opponent	Score	RPI S	Opponent	Score	RPI S	Opponent	Score	Team's RPI: 290
43	A Bucknell	66 84	43	H Bucknell	52 66	58	A TCU	38 63	116	H St. John's (NY)	49 60	
						76	A American	51 61	125	A Lehigh	46 55	
						76	H American	62 75	125	H Lehigh	50 73	
									136	H Yale	51 62	
									174	A Boston U.	51 63	
									174	H Boston U.	42 67	
									178	A Holy Cross	39 58	
									178	H Holy Cross	60 53	
									247	A Colgate	80 85	
									247	H Colgate	58 70	
									248	H St. Francis Brooklyn	69 57	
									250	A Columbia	49 70	
									251	A Binghamton	47 60	
									255	A Navy	60 48	
									255	H Navy	55 52	
									264	A Loyola Maryland	51 70	
									264	H Loyola Maryland	69 57	
									298	H Air Force	60 71	
									318	A Lafayette	64 40	
									318	H Lafayette	61 63	
									318	H Lafayette	65 50	
									319	A Wagner	61 46	
									344	H Fairleigh Dickinson	62 40	
									351	A LIU Brooklyn	57 42	
LAST 12 Division I GAMES:												
318	H Lafayette	61 63	255	A Navy	60 48							
43	A Bucknell	66 84	318	A Lafayette	64 40							
174	H Boston U.	42 67	76	H American	62 75							
247	A Colgate	80 85	264	A Loyola Maryland	51 70							
125	A Lehigh	46 55	247	H Colgate	58 70							
178	H Holy Cross	60 53	125	H Lehigh	50 73							

Non-Div I Games: Connecticut Col. 74 48

Army West Point

Loss, Non-Conf, S Site, H Home A Away N Neutral



Average RPI Win:	253	WON-LOST	WINNING	LAST 10	STRENGTH OF	OPP. STRENGTH	TEAM	ADJ.	CONF.	ADJ CONF.
Average RPI Loss:	199	RECORD	PCT. RANK	GAMES	SCHEDULE	OF SCHEDULE	RPI	RPI	RPI	RPI
DIV. I ONLY	13- 15	198	0- 1	327	268	259	259	22	22	
DIV. I NON-CONF.	3- 6	241	0- 0	344	281	341	341	22	22	
TOTALS	RPI 1-25	RPI 26-50	W-L RECORDS	RPI 51-100	RPI 101-150	RPI 150+				
13- 15	0- 0	0- 1	OVERALL	0- 1	3- 4	10- 9				
9- 4	0- 0	0- 1	HOME	0- 0	1- 1	8- 2				
4- 10	0- 0	0- 0	AWAY	0- 1	2- 2	2- 7				
0- 1	0- 0	0- 0	NEUTRAL	0- 0	0- 1	0- 0				
3- 6	0- 0	0- 0	NON-CONFERENCE	0- 1	0- 1	3- 4				
3- 1	0- 0	0- 0	HOME	0- 0	0- 0	3- 1				
0- 5	0- 0	0- 0	AWAY	0- 1	0- 1	0- 3				
0- 0	0- 0	0- 0	NEUTRAL	0- 0	0- 0	0- 0				
10- 9	0- 0	0- 1	CONFERENCE	0- 0	3- 3	7- 5				
6- 3	0- 0	0- 1	HOME	0- 0	1- 1	5- 1				
4- 5	0- 0	0- 0	AWAY	0- 0	2- 1	2- 4				
0- 1	0- 0	0- 0	NEUTRAL	0- 0	0- 1	0- 0				

RPI 1-25				RPI 26-50				RPI 51-100				RPI 101+				Team's RPI: 259
RPI	S	Opponent	Score	RPI	S	Opponent	Score	RPI	S	Opponent	Score	RPI	S	Opponent	Score	
				45	H	Belmont	62 80	75	A	Cincinnati	48 69	111	A	UT Martin	65 74	
												111	H	UT Martin	58 59	
												129	A	Morehead St.	84 75	
												129	H	Morehead St.	81 80	
												140	A	Illinois St.	49 61	
												146	A	Tennessee Tech	72 65	
												146	N	Tennessee Tech	57 68	
												206	A	Vanderbilt	70 99	
												211	A	Jacksonville St.	56 67	
												238	A	SIUE	68 69	
												238	H	SIUE	77 65	
												242	A	Western Ill.	72 77	
												243	A	Southeast Mo. St.	54 64	
												243	H	Southeast Mo. St.	56 54	
												244	H	Northern Ky.	52 48	
												260	A	Murray St.	72 77	
												260	H	Murray St.	59 56	
												295	A	Eastern Ill.	73 60	
												295	H	Eastern Ill.	57 67	
												301	H	Alabama A&M	75 58	
												305	H	Tennessee St.	74 47	
												329	H	Mississippi Val.	89 95	
												330	H	Lipscomb	70 58	
												331	A	Evansville	52 56	
												333	A	Eastern Ky.	80 60	
												333	H	Eastern Ky.	100 65	
LAST 12 Division I GAMES:																
				146	N	Tennessee Tech	57 68	129	A	Morehead St.	84 75					
				260	A	Murray St.	72 77	295	H	Eastern Ill.	57 67					
				333	A	Eastern Ky.	80 60	238	H	SIUE	77 65					
				111	H	UT Martin	58 59	211	A	Jacksonville St.	56 67					
				243	H	Southeast Mo. St.	56 54	146	A	Tennessee Tech	72 65					
				260	H	Murray St.	59 56	45	H	Belmont	62 80					

Non-Div I Games: Christian Bros. 100 62 Trevecca Nazarene 90 78

Austin Peay

■ Loss, 
 ■ Non-Conf, S Site, 
 ■ Home 
 ■ Away 
 N Neutral

BYU				STRENGTH OF SCHEDULE	OPP. STRENGTH OF SCHEDULE	TEAM RPI	ADJ. RPI	CONF. RPI	ADJ CONF. RPI
Average RPI Win:	153	WON-LOST RECORD	WINNING PCT. RANK						
Average RPI Loss:	110		LAST 10 GAMES						
DIV. I ONLY	25- 6	28	2- 0	70	101	26	26	7	7
DIV. I NON-CONF.	8- 3	72	0- 0	154	199	78	78	7	7
-----									
TOTALS	RPI 1-25	RPI 26-50	W-L RECORDS	RPI 51-100	RPI 101-150	RPI 150+			
25- 6	3- 0	1- 2	OVERALL	5- 2	2- 1	14- 1			
12- 2	1- 0	0- 2	HOME	2- 0	2- 0	7- 0			
9- 4	1- 0	1- 0	AWAY	1- 2	0- 1	6- 1			
4- 0	1- 0	0- 0	NEUTRAL	2- 0	0- 0	1- 0			
8- 3	0- 0	0- 1	NON-CONFERENCE	1- 1	1- 0	6- 1			
4- 1	0- 0	0- 1	HOME	0- 0	1- 0	3- 0			
2- 2	0- 0	0- 0	AWAY	0- 1	0- 0	2- 1			
2- 0	0- 0	0- 0	NEUTRAL	1- 0	0- 0	1- 0			
17- 3	3- 0	1- 1	CONFERENCE	4- 1	1- 1	8- 0			
8- 1	1- 0	0- 1	HOME	2- 0	1- 0	4- 0			
7- 2	1- 0	1- 0	AWAY	1- 1	0- 1	4- 0			
2- 0	1- 0	0- 0	NEUTRAL	1- 0	0- 0	0- 0			

RPI 1-25				RPI 26-50				RPI 51-100				RPI 101+			
RPI	S	Opponent	Score	RPI	S	Opponent	Score	RPI	S	Opponent	Score	RPI	S	Opponent	Score
13	A	Gonzaga	66 64	41	H	California	52 70	58	N	TCU	61 58	106	A	Loyola Marymount	58 61
13	H	Gonzaga	70 68	50	A	Saint Mary's (CA)	74 73	92	A	Utah	67 78	106	H	Loyola Marymount	55 44
13	N	Gonzaga	82 68	50	H	Saint Mary's (CA)	75 78	97	A	Pepperdine	65 79	128	H	Northern Colo.	70 50
								97	H	Pepperdine	83 58	151	H	UC Riverside	72 70
								97	N	Pepperdine	68 63	164	A	Santa Clara	54 44
								99	A	Pacific	77 74	164	H	Santa Clara	69 64
								99	H	Pacific	75 49	182	A	Utah St.	62 57
												184	H	Eastern Wash.	80 65
												191	A	Portland	70 69
												191	H	Portland	79 71
												212	N	California Baptist	76 69
												252	A	San Francisco	67 59
												252	H	San Francisco	82 59
												271	A	Southern Utah	64 67
												274	A	San Diego	65 56
												274	H	San Diego	80 68
												279	H	Colorado St.	51 42
												292	A	Utah Valley	77 51
LAST 12 Division I GAMES:															
				97	N	Pepperdine	68 63	191	A	Portland	70 69				
				13	N	Gonzaga	82 68	99	H	Pacific	75 49				
				164	H	Santa Clara	69 64	50	H	Saint Mary's (CA)	75 78				
				252	H	San Francisco	82 59	97	A	Pepperdine	65 79				
				274	H	San Diego	80 68	106	A	Loyola Marymount	58 61				
				13	A	Gonzaga	66 64	274	A	San Diego	65 56				

Non-Div I Games:

BYU

■ Loss, 
 ■ Non-Conf, 
 ■ S Site, 
 ■ Home 
 ■ A Away 
 N Neutral

Average RPI Win: <b>170</b>	WON-LOST	WINNING	LAST 10	STRENGTH OF	OPP. STRENGTH	TEAM	ADJ.	CONF.	ADJ CONF.
Average RPI Loss: <b>102</b>	RECORD	PCT. RANK	GAMES	SCHEDULE	OF SCHEDULE	RPI	RPI	RPI	RPI
DIV. I ONLY	<b>7- 23</b>	<b>304</b>	<b>0- 1</b>	<b>53</b>	<b>85</b>	<b>219</b>	<b>219</b>	<b>8</b>	<b>8</b>
DIV. I NON-CONF.	<b>4- 7</b>	<b>228</b>	<b>0- 0</b>	<b>118</b>	<b>45</b>	<b>202</b>	<b>202</b>	<b>9</b>	<b>9</b>
TOTALS	RPI 1-25	RPI 26-50	W-L RECORDS	RPI 51-100	RPI 101-150	RPI 150+			
7- 23	0- 0	0- 8	OVERALL	2- 8	2- 1	3- 6			
5- 9	0- 0	0- 3	HOME	2- 2	0- 1	3- 3			
2- 11	0- 0	0- 4	AWAY	0- 4	2- 0	0- 3			
0- 3	0- 0	0- 1	NEUTRAL	0- 2	0- 0	0- 0			
4- 7	0- 0	0- 1	NON-CONFERENCE	1- 5	1- 0	2- 1			
3- 2	0- 0	0- 0	HOME	1- 1	0- 0	2- 1			
1- 2	0- 0	0- 0	AWAY	0- 2	1- 0	0- 0			
0- 3	0- 0	0- 1	NEUTRAL	0- 2	0- 0	0- 0			
3- 16	0- 0	0- 7	CONFERENCE	1- 3	1- 1	1- 5			
2- 7	0- 0	0- 3	HOME	1- 1	0- 1	1- 2			
1- 9	0- 0	0- 4	AWAY	0- 2	1- 0	0- 3			
0- 0	0- 0	0- 0	NEUTRAL	0- 0	0- 0	0- 0			

RPI 1-25				RPI 26-50				RPI 51-100				RPI 101+				Team's RPI: 219	
RPI	S	Opponent	Score	RPI	S	Opponent	Score	RPI	S	Opponent	Score	RPI	S	Opponent	Score		
				28	A	Central Mich.	63 81	70	A	Missouri St.	54 74	105	A	Western Ky.	86 83		
				28	H	Central Mich.	64 81	74	A	Butler	47 64	123	A	Northern Ill.	67 64		
				33	A	Ohio	62 94	75	H	Cincinnati	75 63	123	H	Northern Ill.	83 93		
				33	H	Ohio	75 90	77	N	Duke	62 79	162	A	Akron	61 91		
				36	A	Buffalo	65 77	82	N	Fordham	70 78	195	A	Eastern Mich.	53 56		
				36	H	Buffalo	58 97	83	A	Toledo	63 67	195	H	Eastern Mich.	57 67		
				39	N	Quinnipiac	66 69	83	A	Toledo	58 65	206	H	Vanderbilt	43 60		
				44	A	Miami (OH)	57 60	83	H	Toledo	62 63	218	H	Bowling Green	77 70		
								84	H	Kent St.	48 44	268	A	Western Mich.	54 72		
								89	H	Purdue	38 80	268	H	Western Mich.	62 65		
												281	H	Cleveland St.	67 62		
												305	H	Tennessee St.	90 51		
LAST 12 Division I GAMES:																	
				83	A	Toledo	63 67	268	A	Western Mich.	54 72						
				28	A	Central Mich.	63 81	28	H	Central Mich.	64 81						
				39	N	Quinnipiac	66 69	83	H	Toledo	62 63						
				77	N	Duke	62 79	195	A	Eastern Mich.	53 56						
				195	H	Eastern Mich.	57 67	162	A	Akron	61 91						
				123	A	Northern Ill.	67 64	123	H	Northern Ill.	83 93						

Non-Div I Games: Urbana 99 62

Ball St.

■ Loss, 
 ■ Non-Conf, S Site, 
 ■ Home 
 ■ Away 
 N Neutral

Average RPI Win: 91		WON-LOST	WINNING	LAST 10	STRENGTH OF	OPP. STRENGTH	TEAM	ADJ.	CONF.	ADJ CONF.
Average RPI Loss: 4		RECORD	PCT. RANK	GAMES	SCHEDULE	OF SCHEDULE	RPI	RPI	RPI	RPI
DIV. I ONLY		31- 1	1	1- 0	3	16	2	2	3	3
DIV. I NON-CONF.		10- 1	17	0- 0	4	31	2	2	3	3
TOTALS		RPI 1-25	RPI 26-50		W-L RECORDS		RPI 51-100	RPI 101-150		RPI 150+
31- 1	6- 1	6- 0		OVERALL		5- 0	6- 0		8- 0	
15- 0	2- 0	2- 0		HOME		2- 0	3- 0		6- 0	
11- 1	3- 1	2- 0		AWAY		2- 0	2- 0		2- 0	
5- 0	1- 0	2- 0		NEUTRAL		1- 0	1- 0		0- 0	
10- 1	3- 1	1- 0		NON-CONFERENCE		1- 0	1- 0		4- 0	
6- 0	1- 0	0- 0		HOME		0- 0	1- 0		4- 0	
2- 1	2- 1	0- 0		AWAY		0- 0	0- 0		0- 0	
2- 0	0- 0	1- 0		NEUTRAL		1- 0	0- 0		0- 0	
21- 0	3- 0	5- 0		CONFERENCE		4- 0	5- 0		4- 0	
9- 0	1- 0	2- 0		HOME		2- 0	2- 0		2- 0	
9- 0	1- 0	2- 0		AWAY		2- 0	2- 0		2- 0	
3- 0	1- 0	1- 0		NEUTRAL		0- 0	1- 0		0- 0	

RPI 1-25				Team's RPI: 2		RPI 26-50				RPI 51-100				RPI 101+			
RPI	S	Opponent	Score	RPI	S	Opponent	Score	RPI	S	Opponent	Score	RPI	S	Opponent	Score		
4	A	Stanford	63 68	27	N	South Dakota St.	72 66	58	A	TCU	79 55	129	H	Morehead St.	96 58		
6	H	UConn	68 57	29	A	Texas	74 68	58	H	TCU	89 71	142	A	Texas Tech	73 56		
11	A	Iowa St.	73 60	29	H	Texas	64 35	69	N	Georgetown	67 46	142	H	Texas Tech	96 37		
11	H	Iowa St.	84 69	32	A	Kansas St.	71 48	78	A	West Virginia	63 57	142	N	Texas Tech	100 61		
11	N	Iowa St.	67 49	32	H	Kansas St.	65 50	78	H	West Virginia	79 47	143	A	Oklahoma St.	66 58		
19	A	South Carolina	94 69	32	N	Kansas St.	88 60					143	H	Oklahoma St.	76 44		
23	A	Arizona St.	65 59									154	A	Kansas	94 68		

Non-Div I Games:

Baylor

Belmont

Through Games Of March 13, 2019

Average RPI Win:	210	WON-LOST	WINNING	LAST 10	STRENGTH OF	OPP. STRENGTH	TEAM	ADJ.	CONF.	ADJ CONF.
Average RPI Loss:	76	RECORD	PCT. RANK	GAMES	SCHEDULE	OF SCHEDULE	RPI	RPI	RPI	RPI
DIV. I ONLY	26- 6	21	1- 0	144	189	45	45	22	22	
DIV. I NON-CONF.	7- 4	108	0- 0	92	24	51	51	22	22	
TOTALS	RPI 1-25	RPI 26-50	W-L RECORDS	RPI 51-100	RPI 101-150	RPI 150+				
26- 6	0- 1	0- 1	OVERALL	2- 2	6- 2	18- 0				
11- 2	0- 0	0- 0	HOME	0- 1	2- 1	9- 0				
12- 4	0- 1	0- 1	AWAY	2- 1	2- 1	8- 0				
3- 0	0- 0	0- 0	NEUTRAL	0- 0	2- 0	1- 0				
7- 4	0- 1	0- 1	NON-CONFERENCE	2- 2	0- 0	5- 0				
3- 1	0- 0	0- 0	HOME	0- 1	0- 0	3- 0				
4- 3	0- 1	0- 1	AWAY	2- 1	0- 0	2- 0				
0- 0	0- 0	0- 0	NEUTRAL	0- 0	0- 0	0- 0				
19- 2	0- 0	0- 0	CONFERENCE	0- 0	6- 2	13- 0				
8- 1	0- 0	0- 0	HOME	0- 0	2- 1	6- 0				
8- 1	0- 0	0- 0	AWAY	0- 0	2- 1	6- 0				
3- 0	0- 0	0- 0	NEUTRAL	0- 0	2- 0	1- 0				

RPI 1-25				RPI 26-50				Team's RPI: 45				RPI 51-100				RPI 101+			
RPI	S	Opponent	Score	RPI	S	Opponent	Score	RPI	S	Opponent	Score	RPI	S	Opponent	Score	RPI	S	Opponent	Score
9	A	NC State	62 77	49	A	Clemson	62 65	56	A	Wright St.	79 63	111	A	UT Martin	68 71				
								57	A	Tennessee	76 84	111	H	UT Martin	100 86				
								68	A	Middle Tenn.	45 38	111	N	UT Martin	59 53				
								83	H	Toledo	69 78	129	A	Morehead St.	77 57				
												129	H	Morehead St.	77 50				
												146	A	Tennessee Tech	99 67				
												146	H	Tennessee Tech	72 77				
												146	N	Tennessee Tech	62 48				
												157	H	Tulsa	78 53				
												168	A	Chattanooga	67 51				
												189	H	Arkansas St.	74 55				
												211	A	Jacksonville St.	64 41				
												211	H	Jacksonville St.	66 52				
												238	H	SIUE	87 54				
												243	A	Southeast Mo. St.	92 86				
												243	H	Southeast Mo. St.	91 57				
												243	N	Southeast Mo. St.	74 65				
												244	A	Northern Ky.	71 53				
												259	A	Austin Peay	80 62				
												260	A	Murray St.	65 58				
												295	H	Eastern Ill.	98 57				
												305	A	Tennessee St.	89 65				
												305	H	Tennessee St.	80 46				
												330	H	Lipscomb	83 43				
												333	A	Eastern Ky.	87 52				
												333	H	Eastern Ky.	69 43				
LAST 12 Division I GAMES:																			
				146	N	Tennessee Tech	62 48					295	H	Eastern Ill.	98 57				
				243	N	Southeast Mo. St.	74 65					146	A	Tennessee Tech	99 67				
				111	N	UT Martin	59 53					305	A	Tennessee St.	89 65				
				243	A	Southeast Mo. St.	92 86					129	A	Morehead St.	77 57				
				111	A	UT Martin	68 71					333	A	Eastern Ky.	87 52				
				238	H	SIUE	87 54					111	H	UT Martin	100 86				

Non-Div I Games:

Belmont

Loss, Non-Conf, S Site, H Home A Away N Neutral



Through Games of March 10, 1915				Through Games of March 10, 1915						
Average RPI Win: 296		WON-LOST	WINNING	LAST 10	STRENGTH OF	OPP. STRENGTH	TEAM	ADJ.	CONF.	ADJ CONF.
Average RPI Loss: 205		RECORD	PCT. RANK	GAMES	SCHEDULE	OF SCHEDULE	RPI	RPI	RPI	RPI
DIV. I ONLY		16- 10	108	1- 0	345	335	220	220	32	32
DIV. I NON-CONF.		5- 5	162	0- 0	311	181	208	208	32	32
-----										
TOTALS	RPI 1-25		RPI 26-50		W-L RECORDS		RPI 51-100		RPI 101-150	RPI 150+
16- 10	0- 0		0- 0		OVERALL		0- 0		0- 3	16- 7
8- 3	0- 0		0- 0		HOME		0- 0		0- 0	8- 3
7- 7	0- 0		0- 0		AWAY		0- 0		0- 3	7- 4
1- 0	0- 0		0- 0		NEUTRAL		0- 0		0- 0	1- 0
5- 5	0- 0		0- 0		NON-CONFERENCE		0- 0		0- 3	5- 2
3- 0	0- 0		0- 0		HOME		0- 0		0- 0	3- 0
1- 5	0- 0		0- 0		AWAY		0- 0		0- 3	1- 2
1- 0	0- 0		0- 0		NEUTRAL		0- 0		0- 0	1- 0
11- 5	0- 0		0- 0		CONFERENCE		0- 0		0- 0	11- 5
5- 3	0- 0		0- 0		HOME		0- 0		0- 0	5- 3
6- 2	0- 0		0- 0		AWAY		0- 0		0- 0	6- 2
0- 0	0- 0		0- 0		NEUTRAL		0- 0		0- 0	0- 0

RPI 1-25				RPI 26-50				RPI 51-100				RPI 101+ Team's RPI: 220			
RPI	S	Opponent	Score	RPI	S	Opponent	Score	RPI	S	Opponent	Score	RPI	S	Opponent	Score
								102	A	Charlotte	69	73			
								115	A	South Fla.	39	88			
								139	A	Georgia St.	57	62			
								185	H	Liberty	81	76			
								196	H	N.C. A&T	48	72			
								202	H	UMES	52	64			
								213	A	Florida	53	64			
								222	A	Howard	40	61			
								222	H	Howard	76	63			
								233	A	Jacksonville	58	56			
								236	H	North Florida	76	60			
								276	A	Norfolk St.	50	57			
								276	H	Norfolk St.	65	58			
								286	A	Ga. Southern	76	77			
								291	N	Kennesaw St.	64	61			
								300	A	South Carolina St.	69	64			
								300	H	South Carolina St.	51	57			
								310	A	Morgan St.	73	69			
								314	A	Coppin St.	71	65			
								334	A	N.C. Central	67	50			
								334	H	N.C. Central	72	54			
								340	H	Delaware St.	67	55			
								345	A	Savannah St.	68	47			
								346	A	Florida A&M	52	50			
								346	H	Florida A&M	70	60			
LAST 12 Division I GAMES:															
346	H	Florida A&M	70	60	276	H	Norfolk St.	65	58						
300	H	South Carolina St.	51	57	196	H	N.C. A&T	48	72						
346	A	Florida A&M	52	50	334	H	N.C. Central	72	54						
345	A	Savannah St.	68	47	314	A	Coppin St.	71	65						
300	A	South Carolina St.	69	64	310	A	Morgan St.	73	69						
222	H	Howard	76	63	202	H	UMES	52	64						

Non-Div I Games:	Flagler	74	59	Edward Waters	73	46
------------------	---------	----	----	---------------	----	----

Bethune-Cookman

Loss, Non-Conf, S Site, H Home A Away N Neutral

Binghamton

Through Games Of March 13, 2019

Average RPI Win:	279	WON-LOST	WINNING	LAST 10	STRENGTH OF	OPP. STRENGTH	TEAM	ADJ.	CONF.	ADJ CONF.
Average RPI Loss:	163	RECORD	PCT. RANK	GAMES	SCHEDULE	OF SCHEDULE	RPI	RPI	RPI	RPI
DIV. I ONLY	10- 18	250	0- 1	205	256	251	251	23	23	
DIV. I NON-CONF.	3- 8	267	0- 0	102	236	245	245	25	25	
TOTALS	RPI 1-25	RPI 26-50	W-L RECORDS	RPI 51-100	RPI 101-150	RPI 150+				
10- 18	0- 2	0- 1	OVERALL	0- 2	1- 4	9- 9				
6- 7	0- 0	0- 0	HOME	0- 1	1- 2	5- 4				
4- 11	0- 2	0- 1	AWAY	0- 1	0- 2	4- 5				
0- 0	0- 0	0- 0	NEUTRAL	0- 0	0- 0	0- 0				
3- 8	0- 2	0- 1	NON-CONFERENCE	0- 0	0- 1	3- 4				
3- 2	0- 0	0- 0	HOME	0- 0	0- 1	3- 1				
0- 6	0- 2	0- 1	AWAY	0- 0	0- 0	0- 3				
0- 0	0- 0	0- 0	NEUTRAL	0- 0	0- 0	0- 0				
7- 10	0- 0	0- 0	CONFERENCE	0- 2	1- 3	6- 5				
3- 5	0- 0	0- 0	HOME	0- 1	1- 1	2- 3				
4- 5	0- 0	0- 0	AWAY	0- 1	0- 2	4- 2				
0- 0	0- 0	0- 0	NEUTRAL	0- 0	0- 0	0- 0				

RPI 1-25				RPI 26-50				RPI 51-100				RPI 101+ Team's RPI: 251			
RPI	S	Opponent	Score	RPI	S	Opponent	Score	RPI	S	Opponent	Score	RPI	S	Opponent	Score
1	A	Notre Dame	53 103	33	A	Ohio	49 86	60	A	Maine	66 95	104	A	Hartford	50 63
12	A	Marquette	40 93					60	H	Maine	60 67	104	H	Hartford	73 62
												125	H	Lehigh	55 65
												137	A	Stony Brook	53 68
												137	H	Stony Brook	56 65
												171	H	Rider	57 62
												197	H	Cornell	72 61
												209	A	Dartmouth	39 63
												234	A	Albany (NY)	56 61
												234	A	Albany (NY)	56 61
												234	H	Albany (NY)	62 71
												273	A	Niagara	72 79
												278	A	Vermont	59 50
												278	H	Vermont	57 58
												290	H	Army West Point	60 47
												304	A	UMBC	58 46
												304	H	UMBC	67 45
												317	A	New Hampshire	71 62
												317	H	New Hampshire	53 54
												318	A	Lafayette	50 59
												327	A	UMass Lowell	70 50
												327	H	UMass Lowell	58 53
												344	H	Fairleigh Dickinson	73 54
LAST 12 Division I GAMES:															
234	A	Albany (NY)	56 61	317	H	New Hampshire	53 54								
60	H	Maine	60 67	137	A	Stony Brook	53 68								
104	A	Hartford	50 63	234	H	Albany (NY)	62 71								
278	A	Vermont	59 50	104	H	Hartford	73 62								
327	H	UMass Lowell	58 53	60	A	Maine	66 95								
304	A	UMBC	58 46	327	A	UMass Lowell	70 50								

Non-Div I Games: Charleston (WV) 69 62 Caldwell 73 54

Binghamton

Loss, Non-Conf, S Site, H Home A Away N Neutral

Average RPI Win:	191	WON-LOST	WINNING	LAST 10	STRENGTH OF	OPP. STRENGTH	TEAM	ADJ.	CONF.	ADJ CONF.
Average RPI Loss:	102	RECORD	PCT. RANK	GAMES	SCHEDULE	OF SCHEDULE	RPI	RPI	RPI	RPI
DIV. I ONLY	26- 4	11	2- 0	200	98	38	38	15	15	
DIV. I NON-CONF.	7- 2	58	0- 0	158	12	58	58	12	12	
TOTALS	RPI 1-25	RPI 26-50	W-L RECORDS	RPI 51-100	RPI 101-150	RPI 150+				
26- 4	0- 1	0- 0	OVERALL	5- 1	5- 0	16- 2				
12- 1	0- 1	0- 0	HOME	2- 0	2- 0	8- 0				
8- 3	0- 0	0- 0	AWAY	0- 1	2- 0	6- 2				
6- 0	0- 0	0- 0	NEUTRAL	3- 0	1- 0	2- 0				
7- 2	0- 1	0- 0	NON-CONFERENCE	2- 0	2- 0	3- 1				
3- 1	0- 1	0- 0	HOME	0- 0	1- 0	2- 0				
1- 1	0- 0	0- 0	AWAY	0- 0	1- 0	0- 1				
3- 0	0- 0	0- 0	NEUTRAL	2- 0	0- 0	1- 0				
19- 2	0- 0	0- 0	CONFERENCE	3- 1	3- 0	13- 1				
9- 0	0- 0	0- 0	HOME	2- 0	1- 0	6- 0				
7- 2	0- 0	0- 0	AWAY	0- 1	1- 0	6- 1				
3- 0	0- 0	0- 0	NEUTRAL	1- 0	1- 0	1- 0				

RPI 1-25				RPI 26-50				Team's RPI: 38				RPI 51-100				RPI 101+			
RPI	S	Opponent	Score	RPI	S	Opponent	Score	RPI	S	Opponent	Score	RPI	S	Opponent	Score	RPI	S	Opponent	Score
3	H	Louisville	55 74									54	H	New Mexico	70 66	120	A	Fresno St.	72 60
												61	A	Wyoming	52 64	120	H	Fresno St.	83 76
												61	H	Wyoming	72 64	120	N	Fresno St.	89 77
												61	N	Wyoming	68 51	134	A	Washington	73 69
												87	N	Idaho	91 85	149	H	CSUN	74 63
												91	N	UNI	61 60	160	A	Washington St.	71 95
																182	A	Utah St.	68 81
																184	H	Eastern Wash.	67 55
																203	A	UNLV	64 57
																203	H	UNLV	53 38
																205	A	San Diego St.	69 66
																205	H	San Diego St.	91 67
																207	N	Saint Francis (PA)	78 64
																245	A	Nevada	75 74
																245	H	Nevada	80 65
																245	N	Nevada	72 67
																271	H	Southern Utah	88 53
																279	A	Colorado St.	72 63
																279	H	Colorado St.	70 57
																297	A	San Jose St.	83 69
																297	H	San Jose St.	99 68
																298	A	Air Force	80 60
																298	H	Air Force	79 48
LAST 12 Division I GAMES:																			
				120	N	Fresno St.	89 77					203	H	UNLV	53 38				
				61	N	Wyoming	68 51					279	A	Colorado St.	72 63				
				245	N	Nevada	72 67					182	A	Utah St.	68 81				
				134	A	Washington	73 69					205	H	San Diego St.	91 67				
				298	A	Air Force	80 60					120	H	Fresno St.	83 76				
				54	H	New Mexico	70 66					297	A	San Jose St.	83 69				

Non-Div I Games: Southern Ore. 91 46 Northwest Chrst. 93 26

Boise St.

Loss, Non-Conf, S Site, H Home A Away N Neutral

Average RPI Win:	201	WON-LOST	WINNING	LAST 10	STRENGTH OF	OPP. STRENGTH	TEAM	ADJ.	CONF.	ADJ CONF.
Average RPI Loss:	45	RECORD	PCT. RANK	GAMES	SCHEDULE	OF SCHEDULE	RPI	RPI	RPI	RPI
DIV. I ONLY	14- 16	193	0- 1	60	31	133	133	1	1	
DIV. I NON-CONF.	11- 2	32	0- 0	237	304	107	107	1	1	
TOTALS	RPI 1-25	RPI 26-50	W-L RECORDS	RPI 51-100	RPI 101-150	RPI 150+				
14- 16	0- 8	0- 2	OVERALL	1- 4	3- 2	10- 0				
8- 9	0- 4	0- 1	HOME	1- 2	0- 2	7- 0				
4- 6	0- 4	0- 1	AWAY	0- 1	3- 0	1- 0				
2- 1	0- 0	0- 0	NEUTRAL	0- 1	0- 0	2- 0				
11- 2	0- 0	0- 0	NON-CONFERENCE	0- 0	1- 2	10- 0				
7- 2	0- 0	0- 0	HOME	0- 0	0- 2	7- 0				
2- 0	0- 0	0- 0	AWAY	0- 0	1- 0	1- 0				
2- 0	0- 0	0- 0	NEUTRAL	0- 0	0- 0	2- 0				
3- 14	0- 8	0- 2	CONFERENCE	1- 4	2- 0	0- 0				
1- 7	0- 4	0- 1	HOME	1- 2	0- 0	0- 0				
2- 6	0- 4	0- 1	AWAY	0- 1	2- 0	0- 0				
0- 1	0- 0	0- 0	NEUTRAL	0- 1	0- 0	0- 0				

RPI 1-25				RPI 26-50				RPI 51-100				RPI 101+ Team's RPI: 133			
RPI	S	Opponent	Score	RPI	S	Opponent	Score	RPI	S	Opponent	Score	RPI	S	Opponent	Score
1	A	Notre Dame	63 92	37	A	North Carolina	78 93	66	H	Georgia Tech	76 81	107	H	Minnesota	69 77
1	H	Notre Dame	47 97	49	H	Clemson	58 91	72	H	Virginia Tech	86 95	110	A	Houston	64 57
3	A	Louisville	51 87					77	H	Duke	92 90	121	H	Providence	57 61
9	H	NC State	69 85					96	A	Virginia	77 79	127	A	Pittsburgh	59 55
10	A	Syracuse	69 96					96	N	Virginia	61 77	148	A	Wake Forest	65 64
10	H	Syracuse	59 76									171	N	Rider	112 61
18	A	Miami (FL)	73 76									174	H	Boston U.	78 51
21	H	Florida St.	71 91									178	H	Holy Cross	89 63
												209	H	Dartmouth	99 68
												210	H	Campbell	76 56
												250	H	Columbia	74 60
												258	A	Rhode Island	88 64
												264	N	Loyola Maryland	73 47
												294	H	Bryant	83 46
												347	H	Saint Peter's	89 57
LAST 12 Division I GAMES:															
				96	N	Virginia	61 77	1	H	Notre Dame	47 97				
				171	N	Rider	112 61	10	A	Syracuse	69 96				
				10	H	Syracuse	59 76	96	A	Virginia	77 79				
				3	A	Louisville	51 87	72	H	Virginia Tech	86 95				
				37	A	North Carolina	78 93	77	H	Duke	92 90				
				49	H	Clemson	58 91	18	A	Miami (FL)	73 76				

Non-Div I Games:

Boston College

■ Loss, 
 ■ Non-Conf, 
 ■ S Site, 
 ■ H Home 
 ■ A Away 
 N Neutral

Average RPI Win:	236	WON-LOST	WINNING	LAST 10	STRENGTH OF	OPP. STRENGTH	TEAM	ADJ.	CONF.	ADJ CONF.
Average RPI Loss:	149	RECORD	PCT. RANK	GAMES	SCHEDULE	OF SCHEDULE	RPI	RPI	RPI	RPI
DIV. I ONLY	15- 14	161	0- 1	191	237	174	174	18	18	
DIV. I NON-CONF.	4- 6	212	0- 0	228	215	236	236	21	21	
TOTALS	RPI 1-25	RPI 26-50	W-L RECORDS	RPI 51-100	RPI 101-150	RPI 150+				
15- 14	0- 0	1- 1	OVERALL	0- 4	3- 2	11- 7				
8- 6	0- 0	0- 1	HOME	0- 1	2- 0	6- 4				
7- 8	0- 0	1- 0	AWAY	0- 3	1- 2	5- 3				
0- 0	0- 0	0- 0	NEUTRAL	0- 0	0- 0	0- 0				
4- 6	0- 0	0- 0	NON-CONFERENCE	0- 2	1- 2	3- 2				
4- 0	0- 0	0- 0	HOME	0- 0	1- 0	3- 0				
0- 6	0- 0	0- 0	AWAY	0- 2	0- 2	0- 2				
0- 0	0- 0	0- 0	NEUTRAL	0- 0	0- 0	0- 0				
11- 8	0- 0	1- 1	CONFERENCE	0- 2	2- 0	8- 5				
4- 6	0- 0	0- 1	HOME	0- 1	1- 0	3- 4				
7- 2	0- 0	1- 0	AWAY	0- 1	1- 0	5- 1				
0- 0	0- 0	0- 0	NEUTRAL	0- 0	0- 0	0- 0				

RPI 1-25				RPI 26-50				RPI 51-100				RPI 101+ Team's RPI: 174			
RPI	S	Opponent	Score	RPI	S	Opponent	Score	RPI	S	Opponent	Score	RPI	S	Opponent	Score
				43	A	Bucknell	70 62	76	A	American	48 50	119	A	Marist	57 68
				43	H	Bucknell	58 62	76	H	American	51 64	125	A	Lehigh	52 48
								88	A	Harvard	47 67	125	H	Lehigh	58 45
								98	A	Northeastern	51 81	126	H	Delaware	72 61
												133	A	Boston College	51 78
												178	A	Holy Cross	69 75
												178	H	Holy Cross	61 64
												178	H	Holy Cross	70 72
												204	A	Massachusetts	55 66
												209	A	Dartmouth	44 64
												247	A	Colgate	61 53
												247	H	Colgate	72 81
												255	A	Navy	49 35
												255	H	Navy	66 55
												264	A	Loyola Maryland	64 62
												264	H	Loyola Maryland	55 59
												280	H	Brown	72 51
												290	A	Army West Point	67 42
												290	H	Army West Point	63 51
												294	H	Bryant	67 65
												317	H	New Hampshire	60 39
												318	A	Lafayette	47 44
												318	H	Lafayette	50 49
LAST 12 Division I GAMES:															
				178	H	Holy Cross	70 72	178	H	Holy Cross	61 64				
				264	H	Loyola Maryland	55 59	247	A	Colgate	61 53				
				290	A	Army West Point	67 42	125	A	Lehigh	52 48				
				318	H	Lafayette	50 49	43	H	Bucknell	58 62				
				255	H	Navy	66 55	318	A	Lafayette	47 44				
				76	A	American	48 50	255	A	Navy	49 35				

Non-Div I Games:

Boston U.

■ Loss, 
 ■ Non-Conf, 
 ■ S Site, 
 ■ Home 
 ■ A Away 
 N Neutral

## Bowling Green

Through Games Of March 13, 2019

Average RPI Win:	213	WON-LOST	WINNING	LAST 10	STRENGTH OF	OPP. STRENGTH	TEAM	ADJ.	CONF.	ADJ CONF.
Average RPI Loss:	113	RECORD	PCT. RANK	GAMES	SCHEDULE	OF SCHEDULE	RPI	RPI	RPI	RPI
DIV. I ONLY	8- 21	285	0- 1	65	127	218	218	8	8	
DIV. I NON-CONF.	6- 4	125	0- 0	239	331	158	158	9	9	
TOTALS	RPI 1-25	RPI 26-50	W-L RECORDS	RPI 51-100	RPI 101-150	RPI 150+				
8- 21	0- 0	1- 7	OVERALL	1- 4	0- 3	6- 7				
6- 7	0- 0	1- 3	HOME	1- 1	0- 1	4- 2				
2- 13	0- 0	0- 4	AWAY	0- 3	0- 1	2- 5				
0- 1	0- 0	0- 0	NEUTRAL	0- 0	0- 1	0- 0				
6- 4	0- 0	0- 1	NON-CONFERENCE	0- 0	0- 1	6- 2				
4- 0	0- 0	0- 0	HOME	0- 0	0- 0	4- 0				
2- 3	0- 0	0- 1	AWAY	0- 0	0- 0	2- 2				
0- 1	0- 0	0- 0	NEUTRAL	0- 0	0- 1	0- 0				
2- 17	0- 0	1- 6	CONFERENCE	1- 4	0- 2	0- 5				
2- 7	0- 0	1- 3	HOME	1- 1	0- 1	0- 2				
0- 10	0- 0	0- 3	AWAY	0- 3	0- 1	0- 3				
0- 0	0- 0	0- 0	NEUTRAL	0- 0	0- 0	0- 0				

RPI S	Opponent	Score	RPI S	Opponent	Score	RPI S	Opponent	Score	RPI S	Opponent	Score	Team's RPI: 218
			28	H Central Mich.	54 92	83	A Toledo	56 76	123	A Northern Ill.	47 88	
			33	A Ohio	68 76	83	H Toledo	65 79	123	H Northern Ill.	52 66	
			33	H Ohio	79 82	84	A Kent St.	62 86	131	N Mercer	63 76	
			36	A Buffalo	61 75	84	A Kent St.	73 77	162	A Akron	71 74	
			36	H Buffalo	78 72	84	H Kent St.	62 49	162	H Akron	73 83	
			42	A Michigan St.	69 99				176	A Coastal Caro.	80 81	
			44	A Miami (OH)	62 75				179	H Robert Morris	61 60	
			44	H Miami (OH)	75 82				195	A Eastern Mich.	74 81	
									215	A Xavier	49 65	
									217	H Marshall	99 76	
									219	A Ball St.	70 77	
									253	H Loyola Chicago	88 74	
									268	H Western Mich.	82 84	
									287	A Canisius	74 53	
									311	A Valparaiso	79 72	
									336	H Detroit Mercy	79 73	
LAST 12 Division I GAMES:												
			84	A Kent St.	62 86	84	A Kent St.	73 77				
			33	A Ohio	68 76	36	H Buffalo	78 72				
			36	A Buffalo	61 75	44	H Miami (OH)	75 82				
			84	H Kent St.	62 49	123	A Northern Ill.	47 88				
			162	H Akron	73 83	83	A Toledo	56 76				
			44	A Miami (OH)	62 75	28	H Central Mich.	54 92				

Non-Div I Games: Davis &amp; Elkins 63 28

Bowling Green

■ Loss, 
 ■ Non-Conf, 
 ■ S Site, 
 ■ Home 
 ■ Away 
 N Neutral

Average RPI Win: <b>255</b>	WON-LOST	WINNING	LAST 10	STRENGTH OF	OPP. STRENGTH	TEAM	ADJ.	CONF.	ADJ CONF.
Average RPI Loss: <b>101</b>	RECORD	PCT. RANK	GAMES	SCHEDULE	OF SCHEDULE	RPI	RPI	RPI	RPI
DIV. I ONLY	19- 9	75	1- 0	309	165	150	150	13	13
DIV. I NON-CONF.	9- 1	29	1- 0	349	233	157	157	15	15
TOTALS	RPI 1-25	RPI 26-50	W-L RECORDS	RPI 51-100	RPI 101-150	RPI 150+			
19- 9	0- 2	0- 0	OVERALL	0- 5	3- 0	16- 2			
11- 3	0- 1	0- 0	HOME	0- 2	1- 0	10- 0			
7- 6	0- 1	0- 0	AWAY	0- 3	1- 0	6- 2			
1- 0	0- 0	0- 0	NEUTRAL	0- 0	1- 0	0- 0			
9- 1	0- 0	0- 0	NON-CONFERENCE	0- 1	1- 0	8- 0			
5- 0	0- 0	0- 0	HOME	0- 0	0- 0	5- 0			
3- 1	0- 0	0- 0	AWAY	0- 1	0- 0	3- 0			
1- 0	0- 0	0- 0	NEUTRAL	0- 0	1- 0	0- 0			
10- 8	0- 2	0- 0	CONFERENCE	0- 4	2- 0	8- 2			
6- 3	0- 1	0- 0	HOME	0- 2	1- 0	5- 0			
4- 5	0- 1	0- 0	AWAY	0- 2	1- 0	3- 2			
0- 0	0- 0	0- 0	NEUTRAL	0- 0	0- 0	0- 0			

RPI 1-25				RPI 26-50				RPI 51-100				RPI 101+ Team's RPI: 150			
RPI	S	Opponent	Score	RPI	S	Opponent	Score	RPI	S	Opponent	Score	RPI	S	Opponent	Score
16	A	Drake	63 <b>95</b>					70	A	Missouri St.	60 <b>82</b>	126	N	Delaware	59 47
16	H	Drake	63 <b>92</b>					70	H	Missouri St.	56 <b>68</b>	140	A	Illinois St.	79 68
								89	A	Purdue	61 <b>74</b>	140	H	Illinois St.	75 65
								91	A	UNI	57 <b>61</b>	152	A	Southern Ill.	55 <b>62</b>
								91	H	UNI	78 <b>81</b>	152	H	Southern Ill.	58 53
												230	A	Indiana St.	61 45
												230	H	Indiana St.	81 80
												242	H	Western Ill.	82 68
												243	H	Southeast Mo. St.	85 79
												253	A	Loyola Chicago	69 56
												253	H	Loyola Chicago	71 59
												281	A	Cleveland St.	67 65
												295	H	Eastern Ill.	67 64
												303	A	Fla. Atlantic	80 59
												309	H	Oakland	73 64
												311	A	Valparaiso	73 <b>76</b>
												311	H	Valparaiso	87 76
												326	A	Omaha	80 60
												331	A	Evansville	75 68
												331	H	Evansville	81 63
												348	H	Chicago St.	89 59
LAST 12 Division I GAMES:															
303	A	Fla. Atlantic	80 59	70	A	Missouri St.	60 <b>82</b>								
16	A	Drake	63 <b>95</b>	152	A	Southern Ill.	55 <b>62</b>								
91	A	UNI	57 <b>61</b>	331	H	Evansville	81 63								
253	H	Loyola Chicago	71 59	230	H	Indiana St.	81 80								
311	H	Valparaiso	87 76	253	A	Loyola Chicago	69 56								
140	H	Illinois St.	75 65	311	A	Valparaiso	73 <b>76</b>								

Non-Div I Games: Rockhurst 83 40

Bradley

■ Loss, 
 ■ Non-Conf, S Site, 
 ■ Home 
 ■ Away 
 N Neutral

Average RPI Win:	269	WON-LOST	WINNING	LAST 10	STRENGTH OF	OPP. STRENGTH	TEAM	ADJ.	CONF.	ADJ CONF.
Average RPI Loss:	144	RECORD	PCT. RANK	GAMES	SCHEDULE	OF SCHEDULE	RPI	RPI	RPI	RPI
DIV. I ONLY	7- 21	300	0- 1	181	204	280	280	11	11	
DIV. I NON-CONF.	6- 8	199	0- 1	255	307	227	227	11	11	
TOTALS	RPI 1-25	RPI 26-50	W-L RECORDS	RPI 51-100	RPI 101-150	RPI 150+				
7- 21	0- 0	0- 2	OVERALL	0- 7	1- 2	6- 10				
4- 8	0- 0	0- 1	HOME	0- 3	1- 0	3- 4				
2- 13	0- 0	0- 1	AWAY	0- 4	0- 2	2- 6				
1- 0	0- 0	0- 0	NEUTRAL	0- 0	0- 0	1- 0				
6- 8	0- 0	0- 2	NON-CONFERENCE	0- 1	0- 1	6- 4				
3- 2	0- 0	0- 1	HOME	0- 0	0- 0	3- 1				
2- 6	0- 0	0- 1	AWAY	0- 1	0- 1	2- 3				
1- 0	0- 0	0- 0	NEUTRAL	0- 0	0- 0	1- 0				
1- 13	0- 0	0- 0	CONFERENCE	0- 6	1- 1	0- 6				
1- 6	0- 0	0- 0	HOME	0- 3	1- 0	0- 3				
0- 7	0- 0	0- 0	AWAY	0- 3	0- 1	0- 3				
0- 0	0- 0	0- 0	NEUTRAL	0- 0	0- 0	0- 0				

RPI S	Opponent	Score	RPI S	Opponent	Score	RPI S	Opponent	Score	RPI S	Opponent	Score	Team's RPI: 280
30	A Rutgers	52 73	43	H Bucknell	78 91	51	A Princeton	74 93	123	A Northern Ill.	102 109	
						51	H Princeton	68 88	136	A Yale	72 84	
						59	A Penn	43 83	136	H Yale	86 71	
						59	H Penn	53 75	174	A Boston U.	51 72	
						60	A Maine	96 102	178	A Holy Cross	89 85	
						88	A Harvard	55 98	197	A Cornell	48 66	
						88	H Harvard	83 100	197	H Cornell	53 65	
									204	H Massachusetts	61 90	
									209	A Dartmouth	43 78	
									209	H Dartmouth	61 81	
									250	A Columbia	62 93	
									250	H Columbia	81 83	
									258	A Rhode Island	67 72	
									282	H Fairfield	68 49	
									294	A Bryant	57 75	
									294	N Bryant	84 68	
									317	H New Hampshire	76 70	
									328	H Central Conn. St.	68 63	
									348	A Chicago St.	90 65	
LAST 12 Division I GAMES:												
258	A Rhode Island	67 72	88	A Harvard	55 98	250	H Columbia	81 83				
59	H Penn	53 75	197	H Cornell	53 65	51	A Princeton	74 93				
51	H Princeton	68 88	59	A Penn	43 83	88	H Harvard	83 100				
197	A Cornell	48 66										
250	A Columbia	62 93										
209	A Dartmouth	43 78										

Non-Div I Games: Johnson &amp; Wales (RI78 46 Adelphi 75 62

Brown

Loss, Non-Conf, S Site, H Home A Away N Neutral



Average RPI Win: <b>297</b>	WON-LOST	WINNING	LAST 10	STRENGTH OF	OPP. STRENGTH	TEAM	ADJ.	CONF.	ADJ CONF.
Average RPI Loss: <b>197</b>	RECORD	PCT. RANK	GAMES	SCHEDULE	OF SCHEDULE	RPI	RPI	RPI	RPI
DIV. I ONLY	<b>11- 19</b>	<b>243</b>	<b>0- 1</b>	<b>311</b>	<b>321</b>	<b>294</b>	<b>294</b>	<b>31</b>	<b>31</b>
DIV. I NON-CONF.	<b>2- 9</b>	<b>297</b>	<b>0- 0</b>	<b>251</b>	<b>223</b>	<b>305</b>	<b>305</b>	<b>31</b>	<b>31</b>
TOTALS	RPI 1-25	RPI 26-50	W-L RECORDS	RPI 51-100	RPI 101-150	RPI 150+			
11- 19	0- 0	0- 0	OVERALL	0- 2	0- 3	11- 14			
7- 5	0- 0	0- 0	HOME	0- 1	0- 0	7- 4			
4- 12	0- 0	0- 0	AWAY	0- 1	0- 2	4- 9			
0- 2	0- 0	0- 0	NEUTRAL	0- 0	0- 1	0- 1			
2- 9	0- 0	0- 0	NON-CONFERENCE	0- 2	0- 3	2- 4			
1- 2	0- 0	0- 0	HOME	0- 1	0- 0	1- 1			
1- 5	0- 0	0- 0	AWAY	0- 1	0- 2	1- 2			
0- 2	0- 0	0- 0	NEUTRAL	0- 0	0- 1	0- 1			
9- 10	0- 0	0- 0	CONFERENCE	0- 0	0- 0	9- 10			
6- 3	0- 0	0- 0	HOME	0- 0	0- 0	6- 3			
3- 7	0- 0	0- 0	AWAY	0- 0	0- 0	3- 7			
0- 0	0- 0	0- 0	NEUTRAL	0- 0	0- 0	0- 0			

RPI S	Opponent	Score	RPI S	Opponent	Score	RPI S	Opponent	Score	RPI S	Opponent	Score	Team's RPI: 294
						60	H Maine	57 <b>74</b>	104	A Hartford	57 <b>67</b>	
						78	A West Virginia	48 <b>94</b>	121	N Providence	64 <b>72</b>	
									133	A Boston College	46 <b>83</b>	
									174	A Boston U.	65 <b>67</b>	
									178	H Holy Cross	62 <b>81</b>	
									179	A Robert Morris	56 <b>59</b>	
									179	H Robert Morris	57 <b>60</b>	
									181	A Sacred Heart	48 <b>49</b>	
									181	H Sacred Heart	57 <b>67</b>	
									207	A Saint Francis (PA)	66 <b>78</b>	
									207	A Saint Francis (PA)	78 <b>91</b>	
									207	H Saint Francis (PA)	66 63	
									223	A Mt. St. Mary's	73 68	
									223	H Mt. St. Mary's	77 59	
									248	A St. Francis Brooklyn	77 <b>101</b>	
									248	H St. Francis Brooklyn	55 <b>60</b>	
									280	H Brown	75 57	
									280	N Brown	68 <b>84</b>	
									317	A New Hampshire	74 <b>79</b>	
									319	A Wagner	84 69	
									319	H Wagner	76 73	
									327	A UMass Lowell	58 57	
									328	A Central Conn. St.	65 <b>66</b>	
									328	H Central Conn. St.	72 60	
									344	A Fairleigh Dickinson	53 <b>63</b>	
									344	H Fairleigh Dickinson	68 48	
LAST 12 Division I GAMES:												
207	A Saint Francis (PA)	78 <b>91</b>	223	H Mt. St. Mary's	77 59							
121	N Providence	64 <b>72</b>	344	H Fairleigh Dickinson	68 48							
319	H Wagner	76 73	181	H Sacred Heart	57 <b>67</b>							
351	A LIU Brooklyn	69 54	207	A Saint Francis (PA)	66 <b>78</b>							
248	A St. Francis Brooklyn	77 <b>101</b>	179	A Robert Morris	56 <b>59</b>							
319	A Wagner	84 69	328	A Central Conn. St.	65 <b>66</b>							

Non-Div I Games:

Bryant

■ Loss, 
 ■ Non-Conf, 
 ■ S Site, 
 ■ H Home 
 ■ A Away 
 N Neutral

B  
r  
y  
a  
n  
t

RPI S Opponent Score

Through Games Of March 13, 2019

RPI	S	Opponent	Score	
351	A	LIU Brooklyn	69	54
351	H	LIU Brooklyn	69	62

B  
r  
y  
a  
n  
t

Bryant

Average RPI Win:	218	WON-LOST	WINNING	LAST 10	STRENGTH OF	OPP. STRENGTH	TEAM	ADJ.	CONF.	ADJ CONF.
Average RPI Loss:	87	RECORD	PCT. RANK	GAMES	SCHEDULE	OF SCHEDULE	RPI	RPI	RPI	RPI
DIV. I ONLY	26- 5	15	1- 0	168	200	43	43	18	18	
DIV. I NON-CONF.	9- 3	62	0- 0	106	136	34	34	21	21	
TOTALS	RPI 1-25	RPI 26-50	W-L RECORDS	RPI 51-100	RPI 101-150	RPI 150+				
26- 5	0- 2	1- 0	OVERALL	2- 1	3- 0	20- 2				
13- 1	0- 0	1- 0	HOME	1- 0	2- 0	9- 1				
11- 4	0- 2	0- 0	AWAY	1- 1	1- 0	9- 1				
2- 0	0- 0	0- 0	NEUTRAL	0- 0	0- 0	2- 0				
9- 3	0- 2	1- 0	NON-CONFERENCE	0- 1	1- 0	7- 0				
4- 0	0- 0	1- 0	HOME	0- 0	1- 0	2- 0				
3- 3	0- 2	0- 0	AWAY	0- 1	0- 0	3- 0				
2- 0	0- 0	0- 0	NEUTRAL	0- 0	0- 0	2- 0				
17- 2	0- 0	0- 0	CONFERENCE	2- 0	2- 0	13- 2				
9- 1	0- 0	0- 0	HOME	1- 0	1- 0	7- 1				
8- 1	0- 0	0- 0	AWAY	1- 0	1- 0	6- 1				
0- 0	0- 0	0- 0	NEUTRAL	0- 0	0- 0	0- 0				

RPI 1-25				RPI 26-50				RPI 51-100				RPI 101+			
RPI	S	Opponent	Score	RPI	S	Opponent	Score	RPI	S	Opponent	Score	RPI	S	Opponent	Score
10	A	Syracuse	56 70	39	H	Quinnipiac	75 58	63	A	Drexel	42 64	122	H	Youngstown St.	73 68
11	A	Iowa St.	61 86					76	A	American	65 64	125	A	Lehigh	73 68
								76	H	American	71 56	125	H	Lehigh	71 53
												171	H	Rider	80 59
												174	A	Boston U.	62 58
												174	H	Boston U.	62 70
												178	A	Holy Cross	60 61
												178	H	Holy Cross	75 71
												204	N	Massachusetts	77 58
												214	A	Monmouth	70 32
												247	A	Colgate	90 62
												247	H	Colgate	76 58
												255	A	Navy	77 43
												255	H	Navy	90 48
												261	A	St. Bonaventure	77 46
												264	A	Loyola Maryland	75 57
												264	H	Loyola Maryland	88 63
												264	H	Loyola Maryland	87 55
												280	A	Brown	91 78
												282	N	Fairfield	77 54
												290	A	Army West Point	66 52
												290	H	Army West Point	84 66
												318	A	Lafayette	56 47
												318	H	Lafayette	75 43
												323	H	Iona	81 43
LAST 12 Division I GAMES:															
264	H	Loyola Maryland	88 63	247	H	Colgate	76 58								
290	H	Army West Point	84 66	125	A	Lehigh	73 68								
76	A	American	65 64	318	H	Lafayette	75 43								
255	H	Navy	90 48	174	A	Boston U.	62 58								
178	A	Holy Cross	60 61	255	A	Navy	77 43								
264	H	Loyola Maryland	87 55	178	H	Holy Cross	75 71								

Non-Div I Games:

Bucknell

■ Loss, 
 ■ Non-Conf, S Site, 
 ■ Home 
 ■ Away 
 N Neutral

## Buffalo

Through Games Of March 13, 2019

Average RPI Win:	163	WON-LOST	WINNING	LAST 10	STRENGTH OF	OPP. STRENGTH	TEAM	ADJ.	CONF.	ADJ CONF.
Average RPI Loss:	76	RECORD	PCT. RANK	GAMES	SCHEDULE	OF SCHEDULE	RPI	RPI	RPI	RPI
DIV. I ONLY	21- 9	59	1- 0	51	86	36	36	8	8	
DIV. I NON-CONF.	8- 3	72	0- 0	90	107	40	40	9	9	
TOTALS	RPI 1-25	RPI 26-50	W-L RECORDS	RPI 51-100	RPI 101-150	RPI 150+				
21- 9	0- 2	4- 3	OVERALL	4- 1	1- 1	12- 2				
9- 3	0- 1	1- 2	HOME	2- 0	1- 0	5- 0				
9- 6	0- 1	2- 1	AWAY	0- 1	0- 1	7- 2				
3- 0	0- 0	1- 0	NEUTRAL	2- 0	0- 0	0- 0				
8- 3	0- 2	1- 0	NON-CONFERENCE	1- 0	0- 1	6- 0				
2- 1	0- 1	0- 0	HOME	0- 0	0- 0	2- 0				
4- 2	0- 1	0- 0	AWAY	0- 0	0- 1	4- 0				
2- 0	0- 0	1- 0	NEUTRAL	1- 0	0- 0	0- 0				
13- 6	0- 0	3- 3	CONFERENCE	3- 1	1- 0	6- 2				
7- 2	0- 0	1- 2	HOME	2- 0	1- 0	3- 0				
5- 4	0- 0	2- 1	AWAY	0- 1	0- 0	3- 2				
1- 0	0- 0	0- 0	NEUTRAL	1- 0	0- 0	0- 0				

RPI 1-25				RPI 26-50				Team's RPI: 36				RPI 51-100				RPI 101+			
RPI	S	Opponent	Score	RPI	S	Opponent	Score	RPI	S	Opponent	Score	RPI	S	Opponent	Score	RPI	S	Opponent	Score
4	H	Stanford	55 62	27	N	South Dakota St.	61 55	69	N	Georgetown	73 64	118	A	Dayton	59 72				
5	A	Oregon	82 102	28	A	Central Mich.	65 76	83	H	Toledo	73 63	123	H	Northern Ill.	93 64				
				28	H	Central Mich.	95 100	84	A	Kent St.	53 62	162	A	Akron	59 70				
				33	A	Ohio	73 43	84	H	Kent St.	75 66	162	H	Akron	91 72				
				33	H	Ohio	71 74	84	N	Kent St.	85 52	195	A	Eastern Mich.	91 84				
				44	A	Miami (OH)	66 59					202	A	UMES	69 63				
				44	H	Miami (OH)	86 61					209	A	Dartmouth	75 69				
												218	A	Bowling Green	72 78				
												218	H	Bowling Green	75 61				
												219	A	Ball St.	97 58				
												219	H	Ball St.	77 65				
												261	H	St. Bonaventure	90 43				
												268	A	Western Mich.	61 59				
												273	H	Niagara	88 61				
												287	A	Canisius	84 66				
												328	A	Central Conn. St.	82 69				
LAST 12 Division I GAMES:																			
				84	N	Kent St.	85 52	28	H	Central Mich.	95 100								
				84	A	Kent St.	53 62	218	A	Bowling Green	72 78								
				218	H	Bowling Green	75 61	84	H	Kent St.	75 66								
				44	H	Miami (OH)	86 61	83	H	Toledo	73 63								
				33	A	Ohio	73 43	28	A	Central Mich.	65 76								
				162	A	Akron	59 70	219	A	Ball St.	97 58								

Non-Div I Games:

Buffalo

■ Loss, 
 ■ Non-Conf, S Site, 
 ■ Home 
 ■ Away 
 N Neutral

Through Games Of March 18, 1913

Average RPI Win: 160	WON-LOST	WINNING	LAST 10	STRENGTH OF	OPP. STRENGTH	TEAM	ADJ.	CONF.	ADJ CONF.
Average RPI Loss: 72	RECORD	PCT. RANK	GAMES	SCHEDULE	OF SCHEDULE	RPI	RPI	RPI	RPI
DIV. I ONLY	21- 9	59	0- 1	126	65	74	74	6	6
DIV. I NON-CONF.	10- 1	17	0- 0	288	168	68	68	4	4
TOTALS	RPI 1-25	RPI 26-50	W-L RECORDS	RPI 51-100	RPI 101-150	RPI 150+			
21- 9	1- 3	0- 1	OVERALL	6- 2	4- 3	10- 0			
12- 4	0- 2	0- 0	HOME	2- 1	3- 1	7- 0			
7- 4	1- 1	0- 1	AWAY	3- 0	1- 2	2- 0			
2- 1	0- 0	0- 0	NEUTRAL	1- 1	0- 0	1- 0			
10- 1	0- 0	0- 1	NON-CONFERENCE	1- 0	1- 0	8- 0			
7- 0	0- 0	0- 0	HOME	0- 0	1- 0	6- 0			
1- 1	0- 0	0- 1	AWAY	0- 0	0- 0	1- 0			
2- 0	0- 0	0- 0	NEUTRAL	1- 0	0- 0	1- 0			
11- 8	1- 3	0- 0	CONFERENCE	5- 2	3- 3	2- 0			
5- 4	0- 2	0- 0	HOME	2- 1	2- 1	1- 0			
6- 3	1- 1	0- 0	AWAY	3- 0	1- 2	1- 0			
0- 1	0- 0	0- 0	NEUTRAL	0- 1	0- 0	0- 0			

RPI 1-25				RPI 26-50				RPI 51-100				Team's RPI: 74	RPI 101+			
RPI	S	Opponent	Score	RPI	S	Opponent	Score	RPI	S	Opponent	Score		RPI	S	Opponent	Score
12	A	Marquette	61 57	47	A	Indiana	46 66	55	A	Villanova	63 55		116	A	St. John's (NY)	73 68
12	H	Marquette	58 87					55	H	Villanova	62 60		116	H	St. John's (NY)	66 45
20	A	DePaul	62 76					69	A	Georgetown	59 50		121	A	Providence	68 74
20	H	DePaul	78 86					69	H	Georgetown	42 72		121	H	Providence	63 66
								93	A	Creighton	75 43		140	H	Illinois St.	58 56
								93	H	Creighton	66 46		141	A	Seton Hall	62 83
								93	N	Creighton	51 60		141	H	Seton Hall	62 59
								100	N	Ohio St.	66 53		162	A	Akron	63 47
													195	N	Eastern Mich.	73 63
													215	A	Xavier	63 41
													215	H	Xavier	63 38
													219	H	Ball St.	64 47
													230	H	Indiana St.	72 49
													242	H	Western Ill.	92 51
													260	H	Murray St.	86 65
													295	H	Eastern Ill.	72 37
													327	H	UMass Lowell	89 36
LAST 12 Division I GAMES:																
				93	N	Creighton	51 60	93	H	Creighton	66 46					
				55	H	Villanova	62 60	215	H	Xavier	63 38					
				69	H	Georgetown	42 72	141	A	Seton Hall	62 83					
				20	A	DePaul	62 76	116	A	St. John's (NY)	73 68					
				12	A	Marquette	61 57	12	H	Marquette	58 87					
				121	H	Providence	63 66	20	H	DePaul	78 86					

Non-Div I Games:

Butler

■ Loss, 
 ■ Non-Conf, S Site, 
 ■ Home 
 ■ Away 
 N Neutral

Through Games Of March 13, 2019

[illegible]

Page 38

Average RPI Win:	242	WON-LOST	WINNING	LAST 10	STRENGTH OF	OPP. STRENGTH	TEAM	ADJ.	CONF.	ADJ CONF.
Average RPI Loss:	105	RECORD	PCT. RANK	GAMES	SCHEDULE	OF SCHEDULE	RPI	RPI	RPI	RPI
DIV. I ONLY	16- 15	166	0- 1	139	173	149	149	20	20	
DIV. I NON-CONF.	6- 8	199	0- 0	88	35	140	140	20	20	
TOTALS	RPI 1-25	RPI 26-50	W-L RECORDS	RPI 51-100	RPI 101-150	RPI 150+				
16- 15	0- 2	0- 2	OVERALL	0- 5	0- 1	16- 5				
10- 4	0- 0	0- 0	HOME	0- 2	0- 1	10- 1				
6- 10	0- 2	0- 2	AWAY	0- 3	0- 0	6- 3				
0- 1	0- 0	0- 0	NEUTRAL	0- 0	0- 0	0- 1				
6- 8	0- 2	0- 2	NON-CONFERENCE	0- 3	0- 1	6- 0				
4- 2	0- 0	0- 0	HOME	0- 1	0- 1	4- 0				
2- 6	0- 2	0- 2	AWAY	0- 2	0- 0	2- 0				
0- 0	0- 0	0- 0	NEUTRAL	0- 0	0- 0	0- 0				
10- 7	0- 0	0- 0	CONFERENCE	0- 2	0- 0	10- 5				
6- 2	0- 0	0- 0	HOME	0- 1	0- 0	6- 1				
4- 4	0- 0	0- 0	AWAY	0- 1	0- 0	4- 3				
0- 1	0- 0	0- 0	NEUTRAL	0- 0	0- 0	0- 1				

RPI 1-25				RPI 26-50				RPI 51-100				RPI 101+ Team's RPI: 149			
RPI	S	Opponent	Score	RPI	S	Opponent	Score	RPI	S	Opponent	Score	RPI	S	Opponent	Score
4	A	Stanford	43 69	38	A	Boise St.	63 74	52	A	Southern California	42 58	106	H	Loyola Marymount	53 72
16	A	Drake	63 73	41	A	California	42 67	81	A	UC Davis	54 70	151	A	UC Riverside	51 63
								81	H	UC Davis	49 60	151	H	UC Riverside	69 56
								87	A	Idaho	73 88	160	H	Washington St.	65 52
								88	H	Harvard	55 75	164	A	Santa Clara	53 38
												169	A	UC Irvine	61 65
												169	H	UC Irvine	68 58
												169	N	UC Irvine	57 59
												199	A	Hawaii	49 29
												199	H	Hawaii	68 69
												205	H	San Diego St.	77 74
												212	H	California Baptist	73 67
												262	A	Cal St. Fullerton	73 64
												262	H	Cal St. Fullerton	74 44
												272	A	Long Beach St.	51 37
												272	H	Long Beach St.	60 45
												289	A	UC Santa Barbara	60 61
												289	H	UC Santa Barbara	73 65
												297	H	San Jose St.	76 40
												316	A	Cal Poly	61 49
												316	H	Cal Poly	68 52
												326	A	Omaha	64 52
LAST 12 Division I GAMES:															
169	N	UC Irvine	57 59	272	H	Long Beach St.	60 45								
88	H	Harvard	55 75	262	A	Cal St. Fullerton	73 64								
199	H	Hawaii	68 69	316	H	Cal Poly	68 52								
169	H	UC Irvine	68 58	289	A	UC Santa Barbara	60 61								
316	A	Cal Poly	61 49	81	A	UC Davis	54 70								
151	A	UC Riverside	51 63	262	H	Cal St. Fullerton	74 44								

Non-Div I Games:

CSUN

■ Loss, 
 ■ Non-Conf, 
 ■ S Site, 
 ■ Home 
 ■ A Away 
 N Neutral

Average RPI Win: 269		WON-LOST	WINNING	LAST 10	STRENGTH OF	OPP. STRENGTH	TEAM	ADJ.	CONF.	ADJ CONF.
Average RPI Loss: 161		RECORD	PCT. RANK	GAMES	SCHEDULE	OF SCHEDULE	RPI	RPI	RPI	RPI
DIV. I ONLY		5- 21	324	0- 1	246	180	316	316	20	20
DIV. I NON-CONF.		2- 8	293	0- 0	256	57	296	296	20	20
TOTALS		RPI 1-25	RPI 26-50	W-L RECORDS	RPI 51-100	RPI 101-150	RPI 150+			
5- 21	0- 1		0- 2	OVERALL	0- 3	0- 3	5- 12			
4- 8	0- 0		0- 1	HOME	0- 2	0- 1	4- 4			
1- 12	0- 1		0- 1	AWAY	0- 1	0- 2	1- 7			
0- 1	0- 0		0- 0	NEUTRAL	0- 0	0- 0	0- 1			
2- 8	0- 1		0- 2	NON-CONFERENCE	0- 1	0- 1	2- 3			
1- 3	0- 0		0- 1	HOME	0- 1	0- 0	1- 1			
1- 4	0- 1		0- 1	AWAY	0- 0	0- 1	1- 1			
0- 1	0- 0		0- 0	NEUTRAL	0- 0	0- 0	0- 1			
3- 13	0- 0		0- 0	CONFERENCE	0- 2	0- 2	3- 9			
3- 5	0- 0		0- 0	HOME	0- 1	0- 1	3- 3			
0- 8	0- 0		0- 0	AWAY	0- 1	0- 1	0- 6			
0- 0	0- 0		0- 0	NEUTRAL	0- 0	0- 0	0- 0			

RPI 1-25				RPI 26-50				RPI 51-100				RPI 101+				Team's RPI: 316	
RPI	S	Opponent	Score	RPI	S	Opponent	Score	RPI	S	Opponent	Score	RPI	S	Opponent	Score		
24	A	Oregon St.	54 79	34	A	UCLA	35 81	81	A	UC Davis	54 87	120	A	Fresno St.	58 76		
				50	H	Saint Mary's (CA)	51 69	81	H	UC Davis	61 85	149	A	CSUN	52 68		
								97	H	Pepperdine	63 70	149	H	CSUN	49 61		
												151	A	UC Riverside	66 80		
												151	H	UC Riverside	68 75		
												169	A	UC Irvine	57 73		
												169	H	UC Irvine	59 75		
												184	H	Eastern Wash.	59 55		
												199	A	Hawaii	52 70		
												199	H	Hawaii	54 71		
												226	H	Illinois	51 74		
												252	N	San Francisco	62 65		
												262	A	Cal St. Fullerton	64 78		
												262	H	Cal St. Fullerton	69 58		
												265	A	Sacramento St.	85 88		
												272	A	Long Beach St.	58 61		
												272	H	Long Beach St.	66 59		
												289	A	UC Santa Barbara	42 44		
												289	H	UC Santa Barbara	75 67		
												337	A	Seattle U	60 50		
LAST 12 Division I GAMES:																	
				81	A	UC Davis	54 87	149	A	CSUN	52 68						
				149	H	CSUN	49 61	81	H	UC Davis	61 85						
				289	A	UC Santa Barbara	42 44	272	H	Long Beach St.	66 59						
				262	H	Cal St. Fullerton	69 58	199	A	Hawaii	52 70						
				151	H	UC Riverside	68 75	169	A	UC Irvine	57 73						
				151	A	UC Riverside	66 80	199	H	Hawaii	54 71						

Non-Div I Games:	Academy of Art	87	65
------------------	----------------	----	----

Cal Poly

■ Loss, ■ Non-Conf, S Site, H Home A Away N Neutral



Average RPI Win:	265	WON-LOST	WINNING	LAST 10	STRENGTH OF	OPP. STRENGTH	TEAM	ADJ.	CONF.	ADJ CONF.
Average RPI Loss:	174	RECORD	PCT. RANK	GAMES	SCHEDULE	OF SCHEDULE	RPI	RPI	RPI	RPI
DIV. I ONLY	13- 16	207	0- 1	322	246	262	262	20	20	
DIV. I NON-CONF.	7- 5	132	0- 0	320	290	228	228	20	20	
TOTALS	RPI 1-25	RPI 26-50	W-L RECORDS	RPI 51-100	RPI 101-150	RPI 150+				
13- 16	0- 0	0- 0	OVERALL	0- 3	0- 3	13- 10				
7- 7	0- 0	0- 0	HOME	0- 2	0- 1	7- 4				
6- 8	0- 0	0- 0	AWAY	0- 1	0- 2	6- 5				
0- 1	0- 0	0- 0	NEUTRAL	0- 0	0- 0	0- 1				
7- 5	0- 0	0- 0	NON-CONFERENCE	0- 1	0- 1	7- 3				
3- 3	0- 0	0- 0	HOME	0- 1	0- 0	3- 2				
4- 2	0- 0	0- 0	AWAY	0- 0	0- 1	4- 1				
0- 0	0- 0	0- 0	NEUTRAL	0- 0	0- 0	0- 0				
6- 11	0- 0	0- 0	CONFERENCE	0- 2	0- 2	6- 7				
4- 4	0- 0	0- 0	HOME	0- 1	0- 1	4- 2				
2- 6	0- 0	0- 0	AWAY	0- 1	0- 1	2- 4				
0- 1	0- 0	0- 0	NEUTRAL	0- 0	0- 0	0- 1				

RPI S	Opponent	Score	RPI S	Opponent	Score	RPI S	Opponent	Score	RPI S	Opponent	Score	Team's RPI: 262
						81	A UC Davis	51 75	134	A Washington	74 83	
						81	H UC Davis	39 75	149	A CSUN	44 74	
						99	H Pacific	64 72	149	H CSUN	64 73	
									151	A UC Riverside	59 62	
									151	H UC Riverside	67 75	
									164	H Santa Clara	60 64	
									169	A UC Irvine	61 65	
									169	H UC Irvine	67 58	
									191	A Portland	74 83	
									199	A Hawaii	55 70	
									199	H Hawaii	72 68	
									205	H San Diego St.	72 83	
									209	H Dartmouth	67 62	
									212	A California Baptist	79 65	
									250	A Columbia	61 58	
									266	H CSU Bakersfield	64 56	
									272	A Long Beach St.	50 47	
									272	H Long Beach St.	53 59	
									272	N Long Beach St.	54 60	
									289	A UC Santa Barbara	59 52	
									289	H UC Santa Barbara	74 62	
									292	H Utah Valley	56 55	
									316	A Cal Poly	58 69	
									316	H Cal Poly	78 64	
									337	A Seattle U	57 54	
									347	A Saint Peter's	69 45	
LAST 12 Division I GAMES:												
			272	N Long Beach St.	54 60	289	H UC Santa Barbara	74 62				
			151	H UC Riverside	67 75	149	H CSUN	64 73				
			272	A Long Beach St.	50 47	169	A UC Irvine	61 65				
			199	A Hawaii	55 70	151	A UC Riverside	59 62				
			169	H UC Irvine	67 58	272	H Long Beach St.	53 59				
			316	A Cal Poly	58 69	149	A CSUN	44 74				

Non-Div I Games: Antelope Valley 77 65

Cal St. Fullerton

Loss, Non-Conf, S Site, H Home A Away N Neutral

## California

Through Games Of March 13, 2019

Average RPI Win:	126	WON-LOST	WINNING	LAST 10	STRENGTH OF	OPP. STRENGTH	TEAM	ADJ.	CONF.	ADJ CONF.
Average RPI Loss:	37	RECORD	PCT. RANK	GAMES	SCHEDULE	OF SCHEDULE	RPI	RPI	RPI	RPI
DIV. I ONLY	19- 12	109	1- 0	32	3	41	41	2	2	
DIV. I NON-CONF.	9- 2	43	0- 0	75	23	29	29	2	2	
TOTALS	RPI 1-25	RPI 26-50	W-L RECORDS	RPI 51-100	RPI 101-150	RPI 150+				
19- 12	2- 6	2- 2	OVERALL	3- 4	5- 0	7- 0				
9- 5	2- 3	0- 1	HOME	2- 1	3- 0	2- 0				
7- 6	0- 2	2- 1	AWAY	0- 3	2- 0	3- 0				
3- 1	0- 1	0- 0	NEUTRAL	1- 0	0- 0	2- 0				
9- 2	0- 1	2- 0	NON-CONFERENCE	1- 1	3- 0	3- 0				
3- 2	0- 1	0- 0	HOME	0- 1	2- 0	1- 0				
4- 0	0- 0	2- 0	AWAY	0- 0	1- 0	1- 0				
2- 0	0- 0	0- 0	NEUTRAL	1- 0	0- 0	1- 0				
10- 10	2- 5	0- 2	CONFERENCE	2- 3	2- 0	4- 0				
6- 3	2- 2	0- 1	HOME	2- 0	1- 0	1- 0				
3- 6	0- 2	0- 1	AWAY	0- 3	1- 0	2- 0				
1- 1	0- 1	0- 0	NEUTRAL	0- 0	0- 0	1- 0				

RPI 1-25				RPI 26-50				Team's RPI: 41	RPI 51-100				RPI 101+			
RPI	S	Opponent	Score	RPI	S	Opponent	Score		RPI	S	Opponent	Score	RPI	S	Opponent	Score
4	A	Stanford	50 75	26	A	BYU	70 52		52	A	Southern California	76 86	110	H	Houston	80 79
4	H	Stanford	81 80	34	A	UCLA	74 80		52	H	Southern California	66 59	134	A	Washington	71 65
4	N	Stanford	54 72	34	H	UCLA	79 84		79	A	Arizona	55 60	134	H	Washington	79 70
5	H	Oregon	82 105	50	A	Saint Mary's (CA)	81 78		79	H	Arizona	82 76	145	A	Penn St.	75 58
6	H	UConn	66 76						88	H	Harvard	79 85	149	H	CSUN	67 42
23	A	Arizona St.	61 62						92	A	Utah	74 87	160	A	Washington St.	80 58
23	H	Arizona St.	69 60						99	N	Pacific	81 69	160	H	Washington St.	77 63
24	H	Oregon St.	74 82										160	N	Washington St.	77 58
													167	N	Tulane	65 57
													175	A	Colorado	80 60
													274	A	San Diego	70 53
													289	H	UC Santa Barbara	69 45
LAST 12 Division I GAMES:																
160	N	Washington St.	77 58	34	A	UCLA	74 80		52	A	Southern California	76 86				
4	N	Stanford	54 72	24	H	Oregon St.	74 82		5	H	Oregon	82 105				
160	A	Washington St.	80 58	4	A	Stanford	50 75		4	H	Stanford	81 80				
134	A	Washington	71 65													
79	H	Arizona	82 76													
23	H	Arizona St.	69 60													

Non-Div I Games:

California

■ Loss, 
 ■ Non-Conf, 
 S Site, 
 ■ Home 
 ■ Away 
 N Neutral

California Baptist

Through Games Of March 13, 2019

Average RPI Win:	286	WON-LOST	WINNING	LAST 10	STRENGTH OF	OPP. STRENGTH	TEAM	ADJ.	CONF.	ADJ CONF.
Average RPI Loss:	186	RECORD	PCT. RANK	GAMES	SCHEDULE	OF SCHEDULE	RPI	RPI	RPI	RPI
DIV. I ONLY	14- 11	140	0- 1	314	326	212	212	30	30	
DIV. I NON-CONF.	3- 6	241	0- 0	204	239	234	234	30	30	
TOTALS	RPI 1-25	RPI 26-50	W-L RECORDS	RPI 51-100	RPI 101-150	RPI 150+				
14- 11	0- 0	0- 1	OVERALL	0- 0	0- 4	14- 6				
7- 4	0- 0	0- 0	HOME	0- 0	0- 2	7- 2				
7- 6	0- 0	0- 0	AWAY	0- 0	0- 2	7- 4				
0- 1	0- 0	0- 1	NEUTRAL	0- 0	0- 0	0- 0				
3- 6	0- 0	0- 1	NON-CONFERENCE	0- 0	0- 2	3- 3				
1- 2	0- 0	0- 0	HOME	0- 0	0- 1	1- 1				
2- 3	0- 0	0- 0	AWAY	0- 0	0- 1	2- 2				
0- 1	0- 0	0- 1	NEUTRAL	0- 0	0- 0	0- 0				
11- 5	0- 0	0- 0	CONFERENCE	0- 0	0- 2	11- 3				
6- 2	0- 0	0- 0	HOME	0- 0	0- 1	6- 1				
5- 3	0- 0	0- 0	AWAY	0- 0	0- 1	5- 2				
0- 0	0- 0	0- 0	NEUTRAL	0- 0	0- 0	0- 0				

RPI 1-25			RPI 26-50			RPI 51-100			RPI 101+			Team's RPI: 212
RPI	S	Opponent	Score	RPI	S	Opponent	Score	RPI	S	Opponent	Score	
				26	N	BYU	69 76					

Non-Div I Games: La Sierra 91 44 Notre Dame de Namur 80 47 Westcliff 133 43 Fresno Pacific 93 71  
California Baptist

Loss, Non-Conf, S Site, H Home A Away N Neutral

Average RPI Win: <b>297</b>	WON-LOST	WINNING	LAST 10	STRENGTH OF	OPP. STRENGTH	TEAM	ADJ.	CONF.	ADJ CONF.
Average RPI Loss: <b>157</b>	RECORD	PCT. RANK	GAMES	SCHEDULE	OF SCHEDULE	RPI	RPI	RPI	RPI
DIV. I ONLY	17- 11	113	1- 0	329	311	210	210	27	27
DIV. I NON-CONF.	6- 3	91	0- 0	337	328	233	233	29	29
TOTALS	RPI 1-25	RPI 26-50	W-L RECORDS	RPI 51-100	RPI 101-150	RPI 150+			
17- 11	0- 0	0- 0	OVERALL	0- 4	0- 2	17- 5			
8- 6	0- 0	0- 0	HOME	0- 2	0- 1	8- 3			
8- 5	0- 0	0- 0	AWAY	0- 2	0- 1	8- 2			
1- 0	0- 0	0- 0	NEUTRAL	0- 0	0- 0	1- 0			
6- 3	0- 0	0- 0	NON-CONFERENCE	0- 0	0- 2	6- 1			
2- 2	0- 0	0- 0	HOME	0- 0	0- 1	2- 1			
3- 1	0- 0	0- 0	AWAY	0- 0	0- 1	3- 0			
1- 0	0- 0	0- 0	NEUTRAL	0- 0	0- 0	1- 0			
11- 8	0- 0	0- 0	CONFERENCE	0- 4	0- 0	11- 4			
6- 4	0- 0	0- 0	HOME	0- 2	0- 0	6- 2			
5- 4	0- 0	0- 0	AWAY	0- 2	0- 0	5- 2			
0- 0	0- 0	0- 0	NEUTRAL	0- 0	0- 0	0- 0			

RPI 1-25			RPI 26-50			RPI 51-100			RPI 101+			Team's RPI: 210					
RPI	S	Opponent	Score	RPI	S	Opponent	Score	RPI	S	Opponent	Score	RPI	S	Opponent	Score		
								80	A	Radford	57	61	103	H	Old Dominion	59	83
								80	H	Radford	52	56	133	A	Boston College	56	76
								95	A	High Point	60	65	180	A	UNC Asheville	52	60
								95	H	High Point	69	70	180	H	UNC Asheville	49	48
													194	A	Hampton	50	61
													194	H	Hampton	52	46
													222	H	Howard	64	69
													240	A	Gardner-Webb	69	63
													240	H	Gardner-Webb	38	52
													276	A	Norfolk St.	57	49
													293	A	Charleston So.	60	58
													293	H	Charleston So.	52	51
													296	H	Col. of Charleston	66	65
													306	A	Winthrop	76	67
													306	H	Winthrop	46	59
													307	H	UNC Greensboro	53	49
													320	A	FIU	59	54
													321	H	Presbyterian	51	46
													326	N	Omaha	65	52
													338	A	Longwood	66	60
													338	H	Longwood	54	49
													342	A	Western Caro.	63	37
													343	A	USC Upstate	59	49
													343	H	USC Upstate	61	41
LAST 12 Division I GAMES:																	
				338	H	Longwood	54	49		293	H	Charleston So.	52	51			
				320	A	FIU	59	54		240	A	Gardner-Webb	69	63			
				95	H	High Point	69	70		194	A	Hampton	50	61			
				343	A	USC Upstate	59	49		180	H	UNC Asheville	49	48			
				306	A	Winthrop	76	67		343	H	USC Upstate	61	41			
				80	A	Radford	57	61		338	A	Longwood	66	60			

Non-Div I Games: William Peace 65 36 Columbia (SC) 93 46

Campbell

Loss, Non-Conf, S Site, H Home A Away N Neutral

C  
a  
n  
i  
s  
i  
u  
s

C  
a  
n  
i  
s  
i  
u  
s

Canisius

Page 45

## Central Ark.

Through Games Of March 13, 2019

Average RPI Win:	318	WON-LOST	WINNING	LAST 10	STRENGTH OF	OPP. STRENGTH	TEAM	ADJ.	CONF.	ADJ CONF.
Average RPI Loss:	153	RECORD	PCT. RANK	GAMES	SCHEDULE	OF SCHEDULE	RPI	RPI	RPI	RPI
DIV. I ONLY	7- 17	279	0- 1	239	289	285	285	25	25	
DIV. I NON-CONF.	1- 5	311	0- 0	183	103	257	257	23	23	
TOTALS	RPI 1-25	RPI 26-50	W-L RECORDS	RPI 51-100	RPI 101-150	RPI 150+				
7- 17	0- 1	0- 1	OVERALL	0- 3	0- 3	7- 9				
4- 6	0- 0	0- 0	HOME	0- 1	0- 2	4- 3				
3- 11	0- 1	0- 1	AWAY	0- 2	0- 1	3- 6				
0- 0	0- 0	0- 0	NEUTRAL	0- 0	0- 0	0- 0				
1- 5	0- 1	0- 1	NON-CONFERENCE	0- 0	0- 1	1- 2				
0- 1	0- 0	0- 0	HOME	0- 0	0- 1	0- 0				
1- 4	0- 1	0- 1	AWAY	0- 0	0- 0	1- 2				
0- 0	0- 0	0- 0	NEUTRAL	0- 0	0- 0	0- 0				
6- 12	0- 0	0- 0	CONFERENCE	0- 3	0- 2	6- 7				
4- 5	0- 0	0- 0	HOME	0- 1	0- 1	4- 3				
2- 7	0- 0	0- 0	AWAY	0- 2	0- 1	2- 4				
0- 0	0- 0	0- 0	NEUTRAL	0- 0	0- 0	0- 0				

RPI 1-25				RPI 26-50				RPI 51-100				RPI 101+ Team's RPI: 285			
RPI	S	Opponent	Score	RPI	S	Opponent	Score	RPI	S	Opponent	Score	RPI	S	Opponent	Score
17	A	Texas A&M	27 84	32	A	Kansas St.	54 70	53	A	Lamar University	37 57	113	H	South Alabama	50 58
								62	A	SFA	43 79	144	A	Abilene Christian	70 77
								62	H	SFA	53 59	144	H	Abilene Christian	65 67
												155	A	Oklahoma	52 65
												156	A	Nicholls St.	52 68
												156	H	Nicholls St.	60 64
												173	A	Sam Houston St.	62 66
												173	H	Sam Houston St.	59 71
												249	A	Jackson St.	56 65
												275	H	A&M-Corpus Christi	65 73
												283	A	New Orleans	62 60
												308	H	Incarinate Word	74 43
												312	H	McNeese	76 45
												315	A	Northwestern St.	74 78
												315	H	Northwestern St.	74 52
												324	A	Southeastern La.	53 62
												324	H	Southeastern La.	75 33
												332	A	Houston Baptist	77 58
												350	A	Alcorn	57 46
LAST 12 Division I GAMES:															
315	A	Northwestern St.	74 78	332	A	Houston Baptist	77 58								
173	H	Sam Houston St.	59 71	324	H	Southeastern La.	75 33								
144	H	Abilene Christian	65 67	315	H	Northwestern St.	74 52								
62	A	SFA	43 79	62	H	SFA	53 59								
156	A	Nicholls St.	52 68	144	A	Abilene Christian	70 77								
312	H	McNeese	76 45	283	A	New Orleans	62 60								

Non-Div I Games: Central Baptist 55 34 Crowley's Ridge 91 33 Williams Baptist 70 35 Hendrix 72 40  
Central Ark.

Loss, Non-Conf, S Site, H Home A Away N Neutral

GENERAL CONF. DATA				THROUGH GAMES OF MARCH 15, 1913						
Average RPI Win:	295	WON-LOST	WINNING	LAST 10	STRENGTH OF	OPP. STRENGTH	TEAM	ADJ.	CONF.	ADJ CONF.
Average RPI Loss:	210	RECORD	PCT. RANK	GAMES	SCHEDULE	OF SCHEDULE	RPI	RPI	RPI	RPI
DIV. I ONLY	7- 21	300	0- 1	299	328	328	328	31	31	
DIV. I NON-CONF.	3- 7	256	0- 0	182	214	238	238	31	31	
-----										
TOTALS	RPI 1-25		RPI 26-50		W-L RECORDS		RPI 51-100		RPI 101-150	RPI 150+
7- 21	0- 0		0- 2		OVERALL		0- 0		0- 3	7- 16
4- 9	0- 0		0- 1		HOME		0- 0		0- 2	4- 6
3- 12	0- 0		0- 1		AWAY		0- 0		0- 1	3- 10
0- 0	0- 0		0- 0		NEUTRAL		0- 0		0- 0	0- 0
3- 7	0- 0		0- 2		NON-CONFERENCE		0- 0		0- 3	3- 2
1- 3	0- 0		0- 1		HOME		0- 0		0- 2	1- 0
2- 4	0- 0		0- 1		AWAY		0- 0		0- 1	2- 2
0- 0	0- 0		0- 0		NEUTRAL		0- 0		0- 0	0- 0
4- 14	0- 0		0- 0		CONFERENCE		0- 0		0- 0	4- 14
3- 6	0- 0		0- 0		HOME		0- 0		0- 0	3- 6
1- 8	0- 0		0- 0		AWAY		0- 0		0- 0	1- 8
0- 0	0- 0		0- 0		NEUTRAL		0- 0		0- 0	0- 0

[illegible]

Non-Div I Games:

Central Conn. St.

Loss, Non-Conf, S Site, H Home A Away N Neutral

## Central Mich.

Through Games Of March 13, 2019

GENERAL INFO				THROUGH GAMES OF MARCH 15, 2015						
Average RPI Win:	149	WON-LOST	WINNING	LAST 10	STRENGTH OF	OPP. STRENGTH	TEAM	ADJ.	CONF.	ADJ CONF.
Average RPI Loss:	60	RECORD	PCT. RANK	GAMES	SCHEDULE	OF SCHEDULE	RPI	RPI	RPI	RPI
DIV. I ONLY	25- 6	28	1- 0	61	77	28	28	8	8	
DIV. I NON-CONF.	9- 3	62	0- 0	87	6	41	41	9	9	
TOTALS	RPI 1-25	RPI 26-50	W-L RECORDS	RPI 51-100	RPI 101-150	RPI 150+				
25- 6	2- 1	4- 3	OVERALL	3- 1	3- 0	13- 1				
10- 4	1- 1	1- 3	HOME	1- 0	2- 0	5- 0				
13- 1	1- 0	3- 0	AWAY	2- 1	1- 0	6- 0				
2- 1	0- 0	0- 0	NEUTRAL	0- 0	0- 0	2- 1				
9- 3	2- 1	1- 1	NON-CONFERENCE	1- 0	1- 0	4- 1				
3- 2	1- 1	0- 1	HOME	0- 0	1- 0	1- 0				
5- 0	1- 0	1- 0	AWAY	1- 0	0- 0	2- 0				
1- 1	0- 0	0- 0	NEUTRAL	0- 0	0- 0	1- 1				
16- 3	0- 0	3- 2	CONFERENCE	2- 1	2- 0	9- 0				
7- 2	0- 0	1- 2	HOME	1- 0	1- 0	4- 0				
8- 1	0- 0	2- 0	AWAY	1- 1	1- 0	4- 0				
1- 0	0- 0	0- 0	NEUTRAL	0- 0	0- 0	1- 0				

RPI 1-25				RPI 26-50				Team's RPI: 28				RPI 51-100				RPI 101+			
RPI	S	Opponent	Score	RPI	S	Opponent	Score	RPI	S	Opponent	Score	RPI	S	Opponent	Score	RPI	S	Opponent	Score
3	H	Louisville	68 72	27	H	South Dakota St.	71 80	83	A	Toledo	59 62	105	H	Western Ky.	108 90				
15	H	UCF	75 68	33	A	Ohio	88 70	83	H	Toledo	78 45	123	A	Northern Ill.	89 66				
18	A	Miami (FL)	90 80	33	H	Ohio	75 78	84	A	Kent St.	82 75	123	H	Northern Ill.	76 52				
				36	A	Buffalo	100 95	96	A	Virginia	74 61	162	H	Akron	94 71				
				36	H	Buffalo	76 65					167	N	Tulane	57 68				
				39	A	Quinnipiac	67 52					168	N	Chattanooga	73 50				
				44	H	Miami (OH)	67 70					195	A	Eastern Mich.	87 60				
												195	H	Eastern Mich.	71 61				
												195	N	Eastern Mich.	88 80				
												206	A	Vanderbilt	66 57				
												218	A	Bowling Green	92 54				
												219	A	Ball St.	81 64				
												219	H	Ball St.	81 63				
												268	A	Western Mich.	87 53				
												268	H	Western Mich.	88 57				
												309	H	Oakland	104 61				
												323	A	Iona	82 39				
LAST 12 Division I GAMES:																			
195	N	Eastern Mich.	88 80	123	H	Northern Ill.	76 52												
219	H	Ball St.	81 63	36	A	Buffalo	100 95												
83	H	Toledo	78 45	268	A	Western Mich.	87 53												
268	H	Western Mich.	88 57	33	H	Ohio	75 78												
195	A	Eastern Mich.	87 60	36	H	Buffalo	76 65												
219	A	Ball St.	81 64	218	A	Bowling Green	92 54												

Non-Div I Games:

Central Mich.

■ Loss, 
■ Non-Conf, S Site, 
■ Home 
■ Away 
N Neutral



Charleston So.

Through Games Of March 13, 2019

Average RPI Win:	295	WON-LOST	WINNING	LAST 10	STRENGTH OF	OPP. STRENGTH	TEAM	ADJ.	CONF.	ADJ CONF.
Average RPI Loss:	194	RECORD	PCT. RANK	GAMES	SCHEDULE	OF SCHEDULE	RPI	RPI	RPI	RPI
DIV. I ONLY	10- 17	242	1- 0	308	314	293	293	27	27	
DIV. I NON-CONF.	0- 8	336	0- 0	282	301	349	349	29	29	
TOTALS	RPI 1-25	RPI 26-50	W-L RECORDS	RPI 51-100	RPI 101-150	RPI 150+				
10- 17	0- 0	0- 0	OVERALL	0- 3	0- 2	10- 12				
6- 7	0- 0	0- 0	HOME	0- 2	0- 1	6- 4				
4- 10	0- 0	0- 0	AWAY	0- 1	0- 1	4- 8				
0- 0	0- 0	0- 0	NEUTRAL	0- 0	0- 0	0- 0				
0- 8	0- 0	0- 0	NON-CONFERENCE	0- 0	0- 2	0- 6				
0- 3	0- 0	0- 0	HOME	0- 0	0- 1	0- 2				
0- 5	0- 0	0- 0	AWAY	0- 0	0- 1	0- 4				
0- 0	0- 0	0- 0	NEUTRAL	0- 0	0- 0	0- 0				
10- 9	0- 0	0- 0	CONFERENCE	0- 3	0- 0	10- 6				
6- 4	0- 0	0- 0	HOME	0- 2	0- 0	6- 2				
4- 5	0- 0	0- 0	AWAY	0- 1	0- 0	4- 4				
0- 0	0- 0	0- 0	NEUTRAL	0- 0	0- 0	0- 0				

RPI S	Opponent	Score	RPI S	Opponent	Score	RPI S	Opponent	Score	RPI S	Opponent	Score	Team's RPI: 293
						80	H Radford	41 67	112	A Georgia	75 83	
						95	A High Point	64 71	146	H Tennessee Tech	55 77	
						95	H High Point	62 69	153	H Davidson	34 72	
									180	A UNC Asheville	45 62	
									180	H UNC Asheville	70 59	
									194	A Hampton	72 57	
									194	H Hampton	66 74	
									210	A Campbell	51 52	
									210	H Campbell	58 60	
									213	A Florida	60 70	
									233	H Jacksonville	58 68	
									236	A North Florida	76 82	
									240	A Gardner-Webb	65 75	
									240	H Gardner-Webb	66 58	
									296	A Col. of Charleston	52 79	
									300	A South Carolina St.	58 67	
									306	A Winthrop	52 57	
									306	H Winthrop	67 57	
									321	A Presbyterian	63 55	
									338	A Longwood	81 74	
									338	H Longwood	79 67	
									343	A USC Upstate	78 75	
									343	H USC Upstate	67 52	
									343	H USC Upstate	74 62	
LAST 12 Division I GAMES:												
			343	H USC Upstate	67 52		194	A Hampton	72 57			
			338	H Longwood	79 67		95	H High Point	62 69			
			306	H Winthrop	67 57		343	H USC Upstate	74 62			
			180	A UNC Asheville	45 62		180	H UNC Asheville	70 59			
			240	H Gardner-Webb	66 58		321	A Presbyterian	63 55			
			210	A Campbell	51 52		240	A Gardner-Webb	65 75			

Non-Div I Games: Converse 101 50 Columbia (SC) 89 57 Erskine 74 50

Charleston So.

Loss, Non-Conf, S Site, H Home A Away N Neutral

Average RPI Win: <b>196</b>	WON-LOST	WINNING	LAST 10	STRENGTH OF	OPP. STRENGTH	TEAM	ADJ.	CONF.	ADJ CONF.
Average RPI Loss: <b>129</b>	RECORD	PCT. RANK	GAMES	SCHEDULE	OF SCHEDULE	RPI	RPI	RPI	RPI
DIV. I ONLY	<b>18- 11</b>	<b>106</b>	<b>1- 0</b>	<b>92</b>	<b>186</b>	<b>102</b>	<b>102</b>	<b>14</b>	<b>14</b>
DIV. I NON-CONF.	<b>8- 4</b>	<b>91</b>	<b>0- 0</b>	<b>45</b>	<b>256</b>	<b>60</b>	<b>60</b>	<b>17</b>	<b>17</b>
TOTALS	RPI 1-25	RPI 26-50	W-L RECORDS	RPI 51-100	RPI 101-150	RPI 150+			
18- 11	0- 0	0- 1	OVERALL	1- 3	4- 3	13- 4			
13- 2	0- 0	0- 0	HOME	1- 1	2- 1	10- 0			
3- 9	0- 0	0- 1	AWAY	0- 2	2- 2	1- 4			
2- 0	0- 0	0- 0	NEUTRAL	0- 0	0- 0	2- 0			
8- 4	0- 0	0- 0	NON-CONFERENCE	1- 2	1- 2	6- 0			
6- 1	0- 0	0- 0	HOME	1- 0	0- 1	5- 0			
1- 3	0- 0	0- 0	AWAY	0- 2	1- 1	0- 0			
1- 0	0- 0	0- 0	NEUTRAL	0- 0	0- 0	1- 0			
10- 7	0- 0	0- 1	CONFERENCE	0- 1	3- 1	7- 4			
7- 1	0- 0	0- 0	HOME	0- 1	2- 0	5- 0			
2- 6	0- 0	0- 1	AWAY	0- 0	1- 1	1- 4			
1- 0	0- 0	0- 0	NEUTRAL	0- 0	0- 0	1- 0			

RPI 1-25				RPI 26-50				RPI 51-100				RPI 101+				Team's RPI: 102	
RPI	S	Opponent	Score	RPI	S	Opponent	Score	RPI	S	Opponent	Score	RPI	S	Opponent	Score		
				35	A	Rice	51 61	56	H	Wright St.	88 85	101	H	UAB	60 56		
								68	H	Middle Tenn.	55 62	103	A	Old Dominion	60 53		
								82	A	Fordham	64 71	103	H	Old Dominion	69 59		
								96	A	Virginia	61 65	105	A	Western Ky.	58 76		
												125	A	Lehigh	62 60		
												131	A	Mercer	40 57		
												148	H	Wake Forest	43 69		
												153	H	Davidson	78 66		
												172	A	Louisiana Tech	51 88		
												172	N	Louisiana Tech	55 46		
												177	A	North Texas	63 68		
												180	H	UNC Asheville	70 53		
												185	N	Liberty	63 61		
												190	H	East Carolina	52 46		
												193	A	Southern Miss.	54 65		
												193	H	Southern Miss.	59 46		
												217	A	Marshall	62 63		
												220	H	Bethune-Cookman	73 69		
												254	H	Wofford	85 63		
												256	H	UTEP	62 39		
												302	H	UTSA	66 54		
												303	H	Fla. Atlantic	68 47		
												320	A	FIU	62 53		
												320	H	FIU	69 54		
LAST 12 Division I GAMES:																	
				172	N	Louisiana Tech	55 46	101	H	UAB	60 56						
				125	A	Lehigh	62 60	68	H	Middle Tenn.	55 62						
				193	H	Southern Miss.	59 46	177	A	North Texas	63 68						
				320	A	FIU	62 53	35	A	Rice	51 61						
				103	A	Old Dominion	60 53	256	H	UTEP	62 39						
				103	H	Old Dominion	69 59	302	H	UTSA	66 54						

Non-Div I Games:

Charlotte

Loss, Non-Conf, S Site, Home Away N Neutral

## Chattanooga

Through Games Of March 13, 2019

Average RPI Win:	245	WON-LOST	WINNING	LAST 10	STRENGTH OF	OPP. STRENGTH	TEAM	ADJ.	CONF.	ADJ CONF.
Average RPI Loss:	115	RECORD	PCT. RANK	GAMES	SCHEDULE	OF SCHEDULE	RPI	RPI	RPI	RPI
DIV. I ONLY	13- 17	211	1- 1	77	226	168	168	28	28	
DIV. I NON-CONF.	4- 10	264	0- 0	2	54	84	84	24	24	
TOTALS	RPI 1-25	RPI 26-50	W-L RECORDS	RPI 51-100	RPI 101-150	RPI 150+				
13- 17	0- 3	0- 3	OVERALL	1- 2	0- 4	12- 5				
7- 6	0- 2	0- 2	HOME	0- 0	0- 2	7- 0				
3- 8	0- 1	0- 0	AWAY	0- 1	0- 2	3- 4				
3- 3	0- 0	0- 1	NEUTRAL	1- 1	0- 0	2- 1				
4- 10	0- 3	0- 3	NON-CONFERENCE	1- 2	0- 2	3- 0				
1- 5	0- 2	0- 2	HOME	0- 0	0- 1	1- 0				
1- 3	0- 1	0- 0	AWAY	0- 1	0- 1	1- 0				
2- 2	0- 0	0- 1	NEUTRAL	1- 1	0- 0	1- 0				
9- 7	0- 0	0- 0	CONFERENCE	0- 0	0- 2	9- 5				
6- 1	0- 0	0- 0	HOME	0- 0	0- 1	6- 0				
2- 5	0- 0	0- 0	AWAY	0- 0	0- 1	2- 4				
1- 1	0- 0	0- 0	NEUTRAL	0- 0	0- 0	1- 1				

RPI 1-25			RPI 26-50			RPI 51-100			RPI 101+ Team's RPI: 168		
RPI	S	Opponent	Score	RPI	S	Opponent	Score	RPI	S	Opponent	Score
3	H	Louisville	49 75	27	H	South Dakota St.	54 71	60	N	Maine	66 61
9	H	NC State	58 78	28	N	Central Mich.	50 73	68	N	Middle Tenn.	47 58
15	A	UCF	37 75	45	H	Belmont	51 67	72	A	Virginia Tech	59 74
LAST 12 Division I GAMES:											
307	N	UNC Greensboro	72 62	288	H	Samford	61 56	111	H	UT Martin	79 81
192	N	Furman	67 73	254	A	Wofford	60 64	128	A	Northern Colo.	65 68
60	N	Maine	66 61	192	A	Furman	54 61	131	A	Mercer	58 65
342	A	Western Caro.	65 50	241	A	ETSU	54 64	131	H	Mercer	56 62
307	A	UNC Greensboro	49 53	307	H	UNC Greensboro	64 54	183	N	Saint Louis	71 61
131	H	Mercer	56 62	342	H	Western Caro.	72 58	185	H	Liberty	75 60

Non-Div I Games: Lee 61 55

Chattanooga

Loss, Non-Conf, S Site, H Home A Away N Neutral

Average RPI Win: 339		WON-LOST	WINNING	LAST 10	STRENGTH OF	OPP. STRENGTH	TEAM	ADJ.	CONF.	ADJ CONF.
Average RPI Loss: 223		RECORD	PCT. RANK	GAMES	SCHEDULE	OF SCHEDULE	RPI	RPI	RPI	RPI
DIV. I ONLY		2- 28	350	0- 1	287	337	348	348	30	30
DIV. I NON-CONF.		0- 13	336	0- 0	252	320	346	346	30	30
TOTALS		RPI 1-25	RPI 26-50	W-L RECORDS	RPI 51-100	RPI 101-150	RPI 150+			
2- 28	0- 0		0- 0	OVERALL	0- 0	0- 8	2- 20			
2- 11	0- 0		0- 0	HOME	0- 0	0- 2	2- 9			
0- 15	0- 0		0- 0	AWAY	0- 0	0- 5	0- 10			
0- 2	0- 0		0- 0	NEUTRAL	0- 0	0- 1	0- 1			
0- 13	0- 0		0- 0	NON-CONFERENCE	0- 0	0- 5	0- 8			
0- 5	0- 0		0- 0	HOME	0- 0	0- 1	0- 4			
0- 7	0- 0		0- 0	AWAY	0- 0	0- 4	0- 3			
0- 1	0- 0		0- 0	NEUTRAL	0- 0	0- 0	0- 1			
2- 15	0- 0		0- 0	CONFERENCE	0- 0	0- 3	2- 12			
2- 6	0- 0		0- 0	HOME	0- 0	0- 1	2- 5			
0- 8	0- 0		0- 0	AWAY	0- 0	0- 1	0- 7			
0- 1	0- 0		0- 0	NEUTRAL	0- 0	0- 1	0- 0			

[illegible]

Non-Div I Games:

Chicago St.

■ Loss, ■ Non-Conf, S Site, H Home A Away N Neutral

RPI	S	Opponent	Score	
337	A	Seattle U	54	90
337	H	Seattle U	64	61
341	A	Grand Canyon	49	84
341	H	Grand Canyon	50	48

Chicago St.

C  
h  
i  
c  
a  
g  
o  
s  
t  
.

C  
h  
i  
c  
a  
g  
o  
s  
t  
.



## Clemson

Through Games Of March 13, 2019

Average RPI Win:	131	WON-LOST	WINNING	LAST 10	STRENGTH OF	OPP. STRENGTH	TEAM	ADJ.	CONF.	ADJ CONF.
Average RPI Loss:	49	RECORD	PCT. RANK	GAMES	SCHEDULE	OF SCHEDULE	RPI	RPI	RPI	RPI
DIV. I ONLY	19- 12	109	1- 0	29	17	49	49	1	1	
DIV. I NON-CONF.	9- 4	85	0- 0	166	110	117	117	1	1	
TOTALS	RPI 1-25	RPI 26-50	W-L RECORDS	RPI 51-100	RPI 101-150	RPI 150+				
19- 12	3- 6	1- 1	OVERALL	5- 3	4- 0	6- 2				
12- 5	1- 3	1- 1	HOME	4- 0	1- 0	5- 1				
5- 5	2- 2	0- 0	AWAY	0- 2	3- 0	0- 1				
2- 2	0- 1	0- 0	NEUTRAL	1- 1	0- 0	1- 0				
9- 4	0- 1	1- 0	NON-CONFERENCE	1- 1	1- 0	6- 2				
8- 1	0- 0	1- 0	HOME	1- 0	1- 0	5- 1				
0- 2	0- 1	0- 0	AWAY	0- 0	0- 0	0- 1				
1- 1	0- 0	0- 0	NEUTRAL	0- 1	0- 0	1- 0				
10- 8	3- 5	0- 1	CONFERENCE	4- 2	3- 0	0- 0				
4- 4	1- 3	0- 1	HOME	3- 0	0- 0	0- 0				
5- 3	2- 1	0- 0	AWAY	0- 2	3- 0	0- 0				
1- 1	0- 1	0- 0	NEUTRAL	1- 0	0- 0	0- 0				

RPI S	Opponent	Score	RPI S	Opponent	Score	RPI S	Opponent	Score	RPI S	Opponent	Score
1	H Notre Dame	63 101	37	H North Carolina	64 70	57	N Tennessee	66 78	127	A Pittsburgh	65 59
3	H Louisville	44 76	45	H Belmont	65 62	66	A Georgia Tech	53 75	130	H Appalachian St.	87 48
3	N Louisville	67 75				66	H Georgia Tech	71 61	133	A Boston College	91 58
9	A NC State	51 54				72	H Virginia Tech	73 66	148	A Wake Forest	69 53
10	H Syracuse	75 84				72	N Virginia Tech	80 79	153	H Davidson	80 90
18	A Miami (FL)	76 67				77	A Duke	59 63	155	N Oklahoma	74 62
19	A South Carolina	57 69				95	H High Point	83 64	158	A Alabama	56 76
21	A Florida St.	57 45				96	H Virginia	71 65	217	H Marshall	68 54
21	H Florida St.	73 68							226	H Illinois	69 67
									254	H Wofford	85 77
									258	H Rhode Island	80 67
									330	H Lipscomb	68 26
LAST 12 Division I GAMES:											
72	N Virginia Tech	80 79	133	A Boston College	91 58						
3	N Louisville	67 75	21	H Florida St.	73 68						
155	N Oklahoma	74 62	37	H North Carolina	64 70						
77	A Duke	59 63	148	A Wake Forest	69 53						
72	H Virginia Tech	73 66	3	H Louisville	44 76						
66	A Georgia Tech	53 75	1	H Notre Dame	63 101						

Non-Div I Games:

Clemson

■ Loss, 
 ■ Non-Conf, S Site, 
 ■ Home 
 ■ Away 
 N Neutral

Average RPI Win:	294	WON-LOST	WINNING	LAST 10	STRENGTH OF	OPP. STRENGTH	TEAM	ADJ.	CONF.	ADJ CONF.
Average RPI Loss:	140	RECORD	PCT. RANK	GAMES	SCHEDULE	OF SCHEDULE	RPI	RPI	RPI	RPI
DIV. I ONLY	8- 20	282	0- 1	228	221	281	281	21	21	
DIV. I NON-CONF.	1- 8	322	0- 0	144	224	307	307	19	19	
TOTALS	RPI 1-25	RPI 26-50	W-L RECORDS	RPI 51-100	RPI 101-150	RPI 150+				
8- 20	0- 0	0- 1	OVERALL	0- 6	1- 5	7- 8				
5- 7	0- 0	0- 0	HOME	0- 3	1- 3	4- 1				
3- 12	0- 0	0- 1	AWAY	0- 3	0- 2	3- 6				
0- 1	0- 0	0- 0	NEUTRAL	0- 0	0- 0	0- 1				
1- 8	0- 0	0- 1	NON-CONFERENCE	0- 1	1- 1	0- 5				
1- 2	0- 0	0- 0	HOME	0- 1	1- 1	0- 0				
0- 5	0- 0	0- 1	AWAY	0- 0	0- 0	0- 4				
0- 1	0- 0	0- 0	NEUTRAL	0- 0	0- 0	0- 1				
7- 12	0- 0	0- 0	CONFERENCE	0- 5	0- 4	7- 3				
4- 5	0- 0	0- 0	HOME	0- 2	0- 2	4- 1				
3- 7	0- 0	0- 0	AWAY	0- 3	0- 2	3- 2				
0- 0	0- 0	0- 0	NEUTRAL	0- 0	0- 0	0- 0				

RPI S	Opponent	Score	RPI S	Opponent	Score	RPI S	Opponent	Score	RPI S	Opponent	Score	Team's RPI: 281
33	A Ohio	54 72	56	A Wright St.	52 78	122	A Youngstown St.	55 73				
			56	H Wright St.	65 70	122	H Youngstown St.	61 74				
			67	A Green Bay	30 73	132	A IUPUI	36 64				
			67	A Green Bay	53 62	132	H IUPUI	50 75				
			67	H Green Bay	63 76	140	H Illinois St.	67 63				
			83	H Toledo	60 65	150	H Bradley	65 67				
						167	N Tulane	72 81				
						195	A Eastern Mich.	63 69				
						198	A Milwaukee	53 59				
						198	H Milwaukee	60 78				
						217	A Marshall	64 86				
						219	A Ball St.	62 67				
						244	A Northern Ky.	55 74				
						244	H Northern Ky.	76 47				
						274	A San Diego	82 83				
						309	A Oakland	64 62				
						309	H Oakland	98 90				
						336	A Detroit Mercy	67 49				
						336	H Detroit Mercy	67 51				
						339	A UIC	74 48				
						339	H UIC	71 53				
LAST 12 Division I GAMES:												
67	A Green Bay	30 73	132	A IUPUI	36 64							
122	H Youngstown St.	61 74	339	A UIC	74 48							
244	A Northern Ky.	55 74	309	H Oakland	98 90							
56	A Wright St.	52 78	336	H Detroit Mercy	67 51							
67	H Green Bay	63 76	122	A Youngstown St.	55 73							
198	H Milwaukee	60 78	56	H Wright St.	65 70							

Non-Div I Games: Lake Erie 79 49 Salem (WV) 113 81

Cleveland St.



## Coastal Caro.

Through Games Of March 13, 2019

Average RPI Win: <b>244</b>	WON-LOST	WINNING	LAST 10	STRENGTH OF	OPP. STRENGTH	TEAM	ADJ.	CONF.	ADJ CONF.
Average RPI Loss: <b>112</b>	RECORD	PCT. RANK	GAMES	SCHEDULE	OF SCHEDULE	RPI	RPI	RPI	RPI
DIV. I ONLY	15- 14	161	1- 0	190	196	176	176	12	12
DIV. I NON-CONF.	6- 3	91	0- 0	283	297	170	170	14	14
TOTALS	RPI 1-25	RPI 26-50	W-L RECORDS	RPI 51-100	RPI 101-150	RPI 150+			
15- 14	0- 0	0- 2	OVERALL	0- 5	2- 4	13- 3			
9- 5	0- 0	0- 0	HOME	0- 3	1- 1	8- 1			
6- 6	0- 0	0- 0	AWAY	0- 2	1- 2	5- 2			
0- 3	0- 0	0- 2	NEUTRAL	0- 0	0- 1	0- 0			
6- 3	0- 0	0- 2	NON-CONFERENCE	0- 0	0- 0	6- 1			
4- 0	0- 0	0- 0	HOME	0- 0	0- 0	4- 0			
2- 1	0- 0	0- 0	AWAY	0- 0	0- 0	2- 1			
0- 2	0- 0	0- 2	NEUTRAL	0- 0	0- 0	0- 0			
9- 11	0- 0	0- 0	CONFERENCE	0- 5	2- 4	7- 2			
5- 5	0- 0	0- 0	HOME	0- 3	1- 1	4- 1			
4- 5	0- 0	0- 0	AWAY	0- 2	1- 2	3- 1			
0- 1	0- 0	0- 0	NEUTRAL	0- 0	0- 1	0- 0			

RPI 1-25				RPI 26-50				RPI 51-100				RPI 101+				Team's RPI: 176	
RPI	S	Opponent	Score	RPI	S	Opponent	Score	RPI	S	Opponent	Score	RPI	S	Opponent	Score		
				35	N	Rice	52 56	71	A	UT Arlington	53 79	113	A	South Alabama	50 67		
				48	N	Auburn	78 84	71	H	UT Arlington	64 67	113	H	South Alabama	78 88		
								73	H	Little Rock	47 60	130	A	Appalachian St.	53 67		
								85	A	Troy	76 89	130	H	Appalachian St.	74 66		
								85	H	Troy	81 82	130	N	Appalachian St.	42 78		
												139	A	Georgia St.	67 62		
												151	A	UC Riverside	43 62		
												163	A	Texas St.	58 73		
												163	H	Texas St.	77 70		
												189	H	Arkansas St.	88 72		
												189	H	Arkansas St.	63 49		
												218	H	Bowling Green	81 80		
												232	H	Memphis	90 71		
												269	A	Louisiana	76 58		
												269	H	Louisiana	67 62		
												286	A	Ga. Southern	76 73		
												299	A	La.-Monroe	79 54		
												299	H	La.-Monroe	57 60		
												300	H	South Carolina St.	57 44		
												307	A	UNC Greensboro	78 71		
												334	A	N.C. Central	89 66		
												342	H	Western Caro.	77 59		
LAST 12 Division I GAMES:																	
				189	H	Arkansas St.	63 49	139	A	Georgia St.	67 62						
				130	N	Appalachian St.	42 78	286	A	Ga. Southern	76 73						
				85	A	Troy	76 89	130	H	Appalachian St.	74 66						
				113	A	South Alabama	50 67	163	H	Texas St.	77 70						
				299	H	La.-Monroe	57 60	71	H	UT Arlington	64 67						
				269	H	Louisiana	67 62	269	A	Louisiana	76 58						

Non-Div I Games: N.C. Wesleyan 126 65 Meredith 128 39

Coastal Caro.

■ Loss, 
 ■ Non-Conf, S Site, 
 ■ Home 
 ■ Away 
 N Neutral

Average RPI Win:	249	WON-LOST	WINNING	LAST 10	STRENGTH OF	OPP. STRENGTH	TEAM	ADJ.	CONF.	ADJ CONF.
Average RPI Loss:	157	RECORD	PCT. RANK	GAMES	SCHEDULE	OF SCHEDULE	RPI	RPI	RPI	RPI
DIV. I ONLY	6- 23	318	0- 1	152	224	296	296	10	10	
DIV. I NON-CONF.	3- 7	256	0- 0	293	351	322	322	10	10	
TOTALS	RPI 1-25	RPI 26-50	W-L RECORDS	RPI 51-100	RPI 101-150	RPI 150+				
6- 23	0- 2	0- 0	OVERALL	0- 4	0- 7	6- 10				
4- 10	0- 1	0- 0	HOME	0- 2	0- 3	4- 4				
2- 12	0- 1	0- 0	AWAY	0- 2	0- 4	2- 5				
0- 1	0- 0	0- 0	NEUTRAL	0- 0	0- 0	0- 1				
3- 7	0- 0	0- 0	NON-CONFERENCE	0- 0	0- 1	3- 6				
2- 3	0- 0	0- 0	HOME	0- 0	0- 0	2- 3				
1- 4	0- 0	0- 0	AWAY	0- 0	0- 1	1- 3				
0- 0	0- 0	0- 0	NEUTRAL	0- 0	0- 0	0- 0				
3- 16	0- 2	0- 0	CONFERENCE	0- 4	0- 6	3- 4				
2- 7	0- 1	0- 0	HOME	0- 2	0- 3	2- 1				
1- 8	0- 1	0- 0	AWAY	0- 2	0- 3	1- 2				
0- 1	0- 0	0- 0	NEUTRAL	0- 0	0- 0	0- 1				


































































RPI 1-25				RPI 26-50				RPI 51-100				RPI 101+ Team's RPI: 296			
RPI	S	Opponent	Score	RPI	S	Opponent	Score	RPI	S	Opponent	Score	RPI	S	Opponent	Score
25	A	James Madison	35 76					63	A	Drexel	53 76	114	A	UNCW	49 71
25	H	James Madison	50 91					63	H	Drexel	42 65	114	H	UNCW	62 66
								98	A	Northeastern	69 81	124	A	Towson	61 87
								98	H	Northeastern	56 87	124	H	Towson	61 77
												126	A	Delaware	50 74
												126	H	Delaware	60 72
												130	A	Appalachian St.	66 80
												161	A	William & Mary	66 54
												161	H	William & Mary	79 77
												161	N	William & Mary	41 61
												192	H	Furman	67 70
												210	A	Campbell	65 66
												225	A	George Mason	52 66
												237	A	Elon	68 76
												237	H	Elon	52 72
												246	A	Hofstra	49 68
												246	H	Hofstra	70 62
												254	A	Wofford	58 78
												293	H	Charleston So.	79 52
												300	H	South Carolina St.	75 51
												306	H	Winthrop	64 71
												321	H	Presbyterian	65 71
												330	A	Lipscomb	65 63
LAST 12 Division I GAMES:															
				161	N	William & Mary	41 61	124	A	Towson	61 87				
				114	H	UNCW	62 66	25	A	James Madison	35 76				
				98	A	Northeastern	69 81	237	H	Elon	52 72				
				246	A	Hofstra	49 68	161	H	William & Mary	79 77				
				63	H	Drexel	42 65	246	H	Hofstra	70 62				
				126	H	Delaware	60 72	98	H	Northeastern	56 87				

Non-Div I Games: North Greenville 95 62

Col. of Charleston





■ Loss, 
 ■ Non-Conf, 
 ■ S Site, 
 ■ Home 
 ■ A Away 
 N Neutral

Average RPI Win: <b>275</b>	WON-LOST	WINNING	LAST 10	STRENGTH OF	OPP. STRENGTH	TEAM	ADJ.	CONF.	ADJ CONF.
Average RPI Loss: <b>166</b>	RECORD	PCT. RANK	GAMES	SCHEDULE	OF SCHEDULE	RPI	RPI	RPI	RPI
DIV. I ONLY	<b>12- 17</b>	<b>221</b>	<b>0- 1</b>	<b>262</b>	<b>271</b>	<b>247</b>	<b>247</b>	<b>18</b>	<b>18</b>
DIV. I NON-CONF.	<b>4- 6</b>	<b>212</b>	<b>0- 0</b>	<b>332</b>	<b>339</b>	<b>303</b>	<b>303</b>	<b>21</b>	<b>21</b>
TOTALS	RPI 1-25	RPI 26-50	W-L RECORDS	RPI 51-100	RPI 101-150	RPI 150+			
12- 17	0- 0	0- 2	OVERALL	0- 2	0- 5	12- 8			
6- 7	0- 0	0- 1	HOME	0- 1	0- 1	6- 4			
6- 10	0- 0	0- 1	AWAY	0- 1	0- 4	6- 4			
0- 0	0- 0	0- 0	NEUTRAL	0- 0	0- 0	0- 0			
4- 6	0- 0	0- 0	NON-CONFERENCE	0- 0	0- 2	4- 4			
3- 1	0- 0	0- 0	HOME	0- 0	0- 0	3- 1			
1- 5	0- 0	0- 0	AWAY	0- 0	0- 2	1- 3			
0- 0	0- 0	0- 0	NEUTRAL	0- 0	0- 0	0- 0			
8- 11	0- 0	0- 2	CONFERENCE	0- 2	0- 3	8- 4			
3- 6	0- 0	0- 1	HOME	0- 1	0- 1	3- 3			
5- 5	0- 0	0- 1	AWAY	0- 1	0- 2	5- 1			
0- 0	0- 0	0- 0	NEUTRAL	0- 0	0- 0	0- 0			

RPI S	Opponent	Score	RPI S	Opponent	Score	RPI S	Opponent	Score	RPI S	Opponent	Score	Team's RPI: 247
			43  Bucknell	58  76	76  American	57  76	118  Dayton	58  67				
			43  Bucknell	62  90	76  American	66  71	125  Lehigh	68  78				
							125  Lehigh	58  86				
							125  Lehigh	63  75				
							136  Yale	61  80				
							174  Boston U.	81 72				
							174  Boston U.	53  61				
							178  Holy Cross	70 67				
							178  Holy Cross	67  80				
							225  George Mason	61  64				
							250  Columbia	84 71				
							255  Navy	52  67				
							255  Navy	49  62				
							264  Loyola Maryland	58 47				
							264  Loyola Maryland	73 64				
							273  Niagara	69  74				
							276  Siena	53  55				
							287  Canisius	67 53				
							290  Army West Point	70 58				
							290  Army West Point	85 80				
							318  Lafayette	77 67				
							318  Lafayette	60 49				
							325  NJIT	53  71				
							327  UMass Lowell	61 52				
							344  Fairleigh Dickinson	71 52				
LAST 12 Division I GAMES:												
			125  Lehigh	68  78	43  Bucknell	58  76						
			318  Lafayette	77 67	174  Boston U.	53  61						
			178  Holy Cross	67  80	255  Navy	52  67						
			290  Army West Point	85 80	76  American	66  71						
			264  Loyola Maryland	58 47	290  Army West Point	70 58						
			125  Lehigh	63  75	264  Loyola Maryland	73 64						

Non-Div I Games:

Colgate

 Loss, 
  Non-Conf, S Site, 
  Home 
  Away 
 N Neutral

Colorado

Through Games Of March 13, 2019

Average RPI Win:	184	WON-LOST	WINNING	LAST 10	STRENGTH OF	OPP. STRENGTH	TEAM	ADJ.	CONF.	ADJ CONF.
Average RPI Loss:	58	RECORD	PCT. RANK	GAMES	SCHEDULE	OF SCHEDULE	RPI	RPI	RPI	RPI
DIV. I ONLY	12- 18	226	0- 1	88	26	175	175	2	2	
DIV. I NON-CONF.	10- 1	17	0- 0	215	169	43	43	2	2	
TOTALS	RPI 1-25	RPI 26-50	W-L RECORDS	RPI 51-100	RPI 101-150	RPI 150+				
12- 18	0- 7	1- 3	OVERALL	2- 5	1- 2	8- 1				
10- 7	0- 2	1- 2	HOME	2- 2	1- 1	6- 0				
1- 10	0- 4	0- 1	AWAY	0- 3	0- 1	1- 1				
1- 1	0- 1	0- 0	NEUTRAL	0- 0	0- 0	1- 0				
10- 1	0- 1	1- 0	NON-CONFERENCE	1- 0	1- 0	7- 0				
8- 0	0- 0	1- 0	HOME	1- 0	1- 0	5- 0				
1- 1	0- 1	0- 0	AWAY	0- 0	0- 0	1- 0				
1- 0	0- 0	0- 0	NEUTRAL	0- 0	0- 0	1- 0				
2- 17	0- 6	0- 3	CONFERENCE	1- 5	0- 2	1- 1				
2- 7	0- 2	0- 2	HOME	1- 2	0- 1	1- 0				
0- 9	0- 3	0- 1	AWAY	0- 3	0- 1	0- 1				
0- 1	0- 1	0- 0	NEUTRAL	0- 0	0- 0	0- 0				

RPI S	Opponent	Score	RPI S	Opponent	Score	RPI S	Opponent	Score	RPI S	Opponent	Score	Team's RPI: 175
4	H Stanford	69 80	34	A UCLA	50 84	52	A Southern California	77 84	128	H Northern Colo.	77 69	
5	A Oregon	43 102	34	H UCLA	60 64	52	H Southern California	81 76	134	A Washington	58 68	
18	A Miami (FL)	58 73	37	H North Carolina	86 74	79	A Arizona	51 63	134	H Washington	46 60	
23	A Arizona St.	49 66	41	H California	60 80	79	H Arizona	67 69	160	A Washington St.	48 74	
23	H Arizona St.	70 76				92	A Utah	59 78	160	H Washington St.	72 61	
23	N Arizona St.	49 66				92	H Utah	61 76	182	N Utah St.	78 68	
24	A Oregon St.	65 89				97	H Pepperdine	80 65	187	H Prairie View	79 38	
									245	A Nevada	65 52	
									255	H Navy	59 43	
									279	H Colorado St.	59 40	
									288	H Samford	81 39	
									297	H San Jose St.	76 64	
LAST 12 Division I GAMES:												
23	N Arizona St.	49 66	23	A Arizona St.	49 66							
34	A UCLA	50 84	52	H Southern California	81 76							
52	A Southern California	77 84	34	H UCLA	60 64							
134	H Washington	46 60	5	A Oregon	43 102							
160	H Washington St.	72 61	24	A Oregon St.	65 89							
79	A Arizona	51 63	41	H California	60 80							

Non-Div I Games:

Colorado

Loss, Non-Conf, S Site, H Home A Away N Neutral

Average RPI Win:	220	WON-LOST	WINNING	LAST 10	STRENGTH OF	OPP. STRENGTH	TEAM	ADJ.	CONF.	ADJ CONF.
Average RPI Loss:	134	RECORD	PCT. RANK	GAMES	SCHEDULE	OF SCHEDULE	RPI	RPI	RPI	RPI
DIV. I ONLY	6- 22	311	0- 1	89	147	279	279	15	15	
DIV. I NON-CONF.	4- 5	190	0- 0	37	145	155	155	12	12	
TOTALS	RPI 1-25	RPI 26-50	W-L RECORDS	RPI 51-100	RPI 101-150	RPI 150+				
6- 22	0- 2	0- 3	OVERALL	0- 4	0- 3	6- 10				
6- 9	0- 1	0- 1	HOME	0- 2	0- 2	6- 3				
0- 12	0- 1	0- 2	AWAY	0- 2	0- 1	0- 6				
0- 1	0- 0	0- 0	NEUTRAL	0- 0	0- 0	0- 1				
4- 5	0- 2	0- 1	NON-CONFERENCE	0- 0	0- 1	4- 1				
4- 2	0- 1	0- 0	HOME	0- 0	0- 1	4- 0				
0- 3	0- 1	0- 1	AWAY	0- 0	0- 0	0- 1				
0- 0	0- 0	0- 0	NEUTRAL	0- 0	0- 0	0- 0				
2- 17	0- 0	0- 2	CONFERENCE	0- 4	0- 2	2- 9				
2- 7	0- 0	0- 1	HOME	0- 2	0- 1	2- 3				
0- 9	0- 0	0- 1	AWAY	0- 2	0- 1	0- 5				
0- 1	0- 0	0- 0	NEUTRAL	0- 0	0- 0	0- 1				

RPI 1-25				RPI 26-50				RPI 51-100				RPI 101+ Team's RPI: 279			
RPI	S	Opponent	Score	RPI	S	Opponent	Score	RPI	S	Opponent	Score	RPI	S	Opponent	Score
13	A	Gonzaga	39 50	26	A	BYU	42 51	54	A	New Mexico	58 70	120	A	Fresno St.	54 57
23	H	Arizona St.	39 70	38	A	Boise St.	57 70	54	H	New Mexico	56 79	120	H	Fresno St.	55 66
				38	H	Boise St.	63 72	61	A	Wyoming	32 56	128	H	Northern Colo.	47 53
								61	H	Wyoming	49 60	166	H	Denver	84 79
												175	A	Colorado	40 59
												182	A	Utah St.	59 70
												182	H	Utah St.	53 72
												182	N	Utah St.	59 62
												197	H	Cornell	56 53
												203	A	UNLV	45 60
												203	H	UNLV	52 49
												205	A	San Diego St.	45 54
												221	H	Northern Ariz.	65 54
												236	H	North Florida	61 59
												245	A	Nevada	57 68
												245	H	Nevada	38 62
												297	H	San Jose St.	70 78
												298	A	Air Force	48 63
												298	H	Air Force	55 48
LAST 12 Division I GAMES:															
				182	N	Utah St.	59 62	297	H	San Jose St.	70 78				
				203	A	UNLV	45 60	205	A	San Diego St.	45 54				
				182	A	Utah St.	59 70	61	H	Wyoming	49 60				
				54	H	New Mexico	56 79	245	A	Nevada	57 68				
				38	H	Boise St.	63 72	298	H	Air Force	55 48				
				61	A	Wyoming	32 56	38	A	Boise St.	57 70				

Non-Div I Games: Chadron St. 91 38 Eastern N.M. 72 46

Colorado St.

■ Loss, 
 ■ Non-Conf, S Site, 
 ■ Home 
 ■ Away 
 N Neutral

Average RPI Win: <b>213</b>	WON-LOST	WINNING	LAST 10	STRENGTH OF	OPP. STRENGTH	TEAM	ADJ.	CONF.	ADJ CONF.
Average RPI Loss: <b>154</b>	RECORD	PCT. RANK	GAMES	SCHEDULE	OF SCHEDULE	RPI	RPI	RPI	RPI
DIV. I ONLY	<b>8- 19</b>	<b>276</b>	<b>0- 1</b>	<b>144</b>	<b>188</b>	<b>250</b>	<b>250</b>	<b>11</b>	<b>11</b>
DIV. I NON-CONF.	<b>4- 9</b>	<b>252</b>	<b>0- 0</b>	<b>223</b>	<b>282</b>	<b>265</b>	<b>265</b>	<b>11</b>	<b>11</b>
TOTALS	RPI 1-25	RPI 26-50	W-L RECORDS	RPI 51-100	RPI 101-150	RPI 150+			
8- 19	0- 0	0- 0	OVERALL	1- 6	1- 4	6- 9			
5- 7	0- 0	0- 0	HOME	1- 2	0- 2	4- 3			
3- 12	0- 0	0- 0	AWAY	0- 4	1- 2	2- 6			
0- 0	0- 0	0- 0	NEUTRAL	0- 0	0- 0	0- 0			
4- 9	0- 0	0- 0	NON-CONFERENCE	0- 1	1- 2	3- 6			
2- 3	0- 0	0- 0	HOME	0- 0	0- 1	2- 2			
2- 6	0- 0	0- 0	AWAY	0- 1	1- 1	1- 4			
0- 0	0- 0	0- 0	NEUTRAL	0- 0	0- 0	0- 0			
4- 10	0- 0	0- 0	CONFERENCE	1- 5	0- 2	3- 3			
3- 4	0- 0	0- 0	HOME	1- 2	0- 1	2- 1			
1- 6	0- 0	0- 0	AWAY	0- 3	0- 1	1- 2			
0- 0	0- 0	0- 0	NEUTRAL	0- 0	0- 0	0- 0			

RPI S	Opponent	Score	RPI S	Opponent	Score	RPI S	Opponent	Score	RPI S	Opponent	Score	Team's RPI: 250
						51	A Princeton	59 65	110	H Houston	72 83	
						51	H Princeton	64 79	131	A Mercer	72 68	
						59	A Penn	56 79	133	A Boston College	60 74	
						59	H Penn	60 72	136	A Yale	61 69	
						82	A Fordham	49 68	136	H Yale	54 67	
						88	A Harvard	56 69	194	H Hampton	88 63	
						88	H Harvard	75 65	197	A Cornell	51 60	
									197	H Cornell	65 57	
									198	A Milwaukee	65 78	
									209	A Dartmouth	48 60	
									209	H Dartmouth	69 70	
									226	A Illinois	69 76	
									234	A Saint Joseph's	61 68	
									234	H Albany (NY)	58 62	
									246	A Hofstra	65 63	
									247	A Colgate	71 84	
									262	H Cal St. Fullerton	58 61	
									280	A Brown	83 81	
									280	H Brown	93 62	
									290	H Army West Point	70 49	
LAST 12 Division I GAMES:												
			88	A Harvard	56 69	280	A Brown	83 81				
			209	A Dartmouth	48 60	136	A Yale	61 69				
			136	H Yale	54 67	209	H Dartmouth	69 70				
			280	H Brown	93 62	88	H Harvard	75 65				
			51	A Princeton	59 65	59	H Penn	60 72				
			59	A Penn	56 79	51	H Princeton	64 79				

Non-Div I Games:

Columbia

■ Loss, 
■ Non-Conf, 
■ S Site, 
■ H Home 
■ A Away 
N Neutral

Average RPI Win: <b>322</b>	WON-LOST	WINNING	LAST 10	STRENGTH OF	OPP. STRENGTH	TEAM	ADJ.	CONF.	ADJ CONF.
Average RPI Loss: <b>198</b>	RECORD	PCT. RANK	GAMES	SCHEDULE	OF SCHEDULE	RPI	RPI	RPI	RPI
DIV. I ONLY	5- 24	329	1- 0	215	333	314	314	32	32
DIV. I NON-CONF.	0- 12	336	0- 0	15	167	241	241	32	32
TOTALS	RPI 1-25	RPI 26-50	W-L RECORDS	RPI 51-100	RPI 101-150	RPI 150+			
5- 24	0- 2	0- 1	OVERALL	0- 3	0- 3	5- 15			
2- 7	0- 0	0- 0	HOME	0- 0	0- 0	2- 7			
2- 16	0- 2	0- 1	AWAY	0- 3	0- 2	2- 8			
1- 1	0- 0	0- 0	NEUTRAL	0- 0	0- 1	1- 0			
0- 12	0- 2	0- 1	NON-CONFERENCE	0- 3	0- 3	0- 3			
0- 1	0- 0	0- 0	HOME	0- 0	0- 0	0- 1			
0- 10	0- 2	0- 1	AWAY	0- 3	0- 2	0- 2			
0- 1	0- 0	0- 0	NEUTRAL	0- 0	0- 1	0- 0			
5- 12	0- 0	0- 0	CONFERENCE	0- 0	0- 0	5- 12			
2- 6	0- 0	0- 0	HOME	0- 0	0- 0	2- 6			
2- 6	0- 0	0- 0	AWAY	0- 0	0- 0	2- 6			
1- 0	0- 0	0- 0	NEUTRAL	0- 0	0- 0	1- 0			

RPI 1-25				RPI 26-50				RPI 51-100				RPI 101+				Team's RPI: 314	
RPI	S	Opponent	Score	RPI	S	Opponent	Score	RPI	S	Opponent	Score	RPI	S	Opponent	Score		
8	A	Mississippi St.	38 110	33	A	Ohio	62 87	64	A	FGCU	61 93	101	N	UAB	61 86		
14	A	Maryland	36 93					78	A	West Virginia	37 78	103	A	Old Dominion	51 81		
								96	A	Virginia	41 55	107	A	Minnesota	52 84		
												196	A	N.C. A&T	42 66		
												202	A	UMES	54 74		
												217	A	Marshall	67 88		
												220	H	Bethune-Cookman	65 71		
												222	H	Howard	81 88		
												273	A	Niagara	69 71		
												276	A	Norfolk St.	54 51		
												276	H	Norfolk St.	63 68		
												300	A	South Carolina St.	55 60		
												300	H	South Carolina St.	59 75		
												304	H	UMBC	52 57		
												310	A	Morgan St.	47 70		
												310	H	Morgan St.	57 74		
												310	N	Morgan St.	50 48		
												334	A	N.C. Central	57 62		
												340	A	Delaware St.	71 57		
												340	H	Delaware St.	85 59		
												345	A	Savannah St.	57 68		
												345	H	Savannah St.	70 76		
												346	H	Florida A&M	73 53		
LAST 12 Division I GAMES:																	
310	N	Morgan St.	50 48	300	A	South Carolina St.	55 60										
310	A	Morgan St.	47 70	345	A	Savannah St.	57 68										
276	A	Norfolk St.	54 51	310	H	Morgan St.	57 74										
340	H	Delaware St.	85 59	220	H	Bethune-Cookman	65 71										
222	H	Howard	81 88	346	H	Florida A&M	73 53										
202	A	UMES	54 74	196	A	N.C. A&T	42 66										

Non-Div I Games:

Coppin St.

■ Loss, 
 ■ Non-Conf, 
 ■ S Site, 
 ■ Home 
 ■ A Away 
 N Neutral

Average RPI Win: <b>247</b>	WON-LOST	WINNING	LAST 10	STRENGTH OF	OPP. STRENGTH	TEAM	ADJ.	CONF.	ADJ CONF.
Average RPI Loss: <b>135</b>	RECORD	PCT. RANK	GAMES	SCHEDULE	OF SCHEDULE	RPI	RPI	RPI	RPI
DIV. I ONLY	<b>12- 13</b>	<b>192</b>	<b>1- 0</b>	<b>224</b>	<b>197</b>	<b>197</b>	<b>197</b>	<b>11</b>	<b>11</b>
DIV. I NON-CONF.	<b>6- 5</b>	<b>143</b>	<b>0- 0</b>	<b>302</b>	<b>322</b>	<b>209</b>	<b>209</b>	<b>11</b>	<b>11</b>
TOTALS	RPI 1-25	RPI 26-50	W-L RECORDS	RPI 51-100	RPI 101-150	RPI 150+			
12- 13	0- 0	0- 0	OVERALL	0- 6	2- 3	10- 4			
8- 4	0- 0	0- 0	HOME	0- 3	1- 0	7- 1			
4- 9	0- 0	0- 0	AWAY	0- 3	1- 3	3- 3			
0- 0	0- 0	0- 0	NEUTRAL	0- 0	0- 0	0- 0			
6- 5	0- 0	0- 0	NON-CONFERENCE	0- 0	0- 3	6- 2			
5- 0	0- 0	0- 0	HOME	0- 0	0- 0	5- 0			
1- 5	0- 0	0- 0	AWAY	0- 0	0- 3	1- 2			
0- 0	0- 0	0- 0	NEUTRAL	0- 0	0- 0	0- 0			
6- 8	0- 0	0- 0	CONFERENCE	0- 6	2- 0	4- 2			
3- 4	0- 0	0- 0	HOME	0- 3	1- 0	2- 1			
3- 4	0- 0	0- 0	AWAY	0- 3	1- 0	2- 1			
0- 0	0- 0	0- 0	NEUTRAL	0- 0	0- 0	0- 0			

RPI S	Opponent	Score	RPI S	Opponent	Score	RPI S	Opponent	Score	RPI S	Opponent	Score	Team's RPI: 197
						51	A Princeton	64 <b>68</b>	107	A Minnesota	45 <b>65</b>	
						51	H Princeton	46 <b>75</b>	125	A Lehigh	54 <b>67</b>	
						59	A Penn	58 <b>69</b>	136	A Yale	43 41	
						59	H Penn	46 <b>59</b>	136	H Yale	66 56	
						88	A Harvard	38 <b>80</b>	137	A Stony Brook	61 <b>63</b>	
						88	H Harvard	61 <b>68</b>	194	H Hampton	79 53	
									209	A Dartmouth	57 47	
									209	H Dartmouth	56 <b>63</b>	
									234	H Albany (NY)	48 34	
									250	A Columbia	57 <b>65</b>	
									250	H Columbia	60 51	
									251	A Binghamton	61 <b>72</b>	
									261	H St. Bonaventure	58 44	
									279	A Colorado St.	53 <b>56</b>	
									280	A Brown	65 53	
									280	H Brown	66 48	
									318	A Lafayette	62 59	
									327	H UMass Lowell	63 54	
									340	H Delaware St.	94 59	
LAST 12 Division I GAMES:												
209	A	Dartmouth	57 47	136	A	Yale	43 41					
88	A	Harvard	38 <b>80</b>	280	A	Brown	65 53					
280	H	Brown	66 48	88	H	Harvard	61 <b>68</b>					
136	H	Yale	66 56	209	H	Dartmouth	56 <b>63</b>					
59	A	Penn	58 <b>69</b>	51	H	Princeton	46 <b>75</b>					
51	A	Princeton	64 <b>68</b>	59	H	Penn	46 <b>59</b>					

Non-Div I Games:

Cornell

■ Loss, 
 ■ Non-Conf, 
 ■ S Site, 
 ■ H Home 
 ■ A Away 
 N Neutral



Creighton

Through Games Of March 13, 2019

Average RPI Win:	154	WON-LOST	WINNING	LAST 10	STRENGTH OF	OPP. STRENGTH	TEAM	ADJ.	CONF.	ADJ CONF.
Average RPI Loss:	60	RECORD	PCT. RANK	GAMES	SCHEDULE	OF SCHEDULE	RPI	RPI	RPI	RPI
DIV. I ONLY	15- 16	182	1- 0	38	56	93	93	6	6	
DIV. I NON-CONF.	6- 5	143	0- 0	103	44	103	103	4	4	
TOTALS	RPI 1-25	RPI 26-50	W-L RECORDS	RPI 51-100	RPI 101-150	RPI 150+				
15- 16	2- 5	0- 2	OVERALL	3- 6	4- 3	6- 0				
6- 7	1- 2	0- 1	HOME	2- 2	1- 2	2- 0				
6- 9	1- 3	0- 1	AWAY	0- 4	2- 1	3- 0				
3- 0	0- 0	0- 0	NEUTRAL	1- 0	1- 0	1- 0				
6- 5	0- 2	0- 2	NON-CONFERENCE	1- 1	1- 0	4- 0				
2- 2	0- 1	0- 1	HOME	1- 0	0- 0	1- 0				
2- 3	0- 1	0- 1	AWAY	0- 1	0- 0	2- 0				
2- 0	0- 0	0- 0	NEUTRAL	0- 0	1- 0	1- 0				
9- 11	2- 3	0- 0	CONFERENCE	2- 5	3- 3	2- 0				
4- 5	1- 1	0- 0	HOME	1- 2	1- 2	1- 0				
4- 6	1- 2	0- 0	AWAY	0- 3	2- 1	1- 0				
1- 0	0- 0	0- 0	NEUTRAL	1- 0	0- 0	0- 0				

RPI S	Opponent	Score	RPI S	Opponent	Score	RPI S	Opponent	Score	Team's RPI: 93	RPI S	Opponent	Score
12	A Marquette	67 85	27	A South Dakota St.	48 74	55	A Villanova	62 67		115	N South Fla.	83 76
12	H Marquette	71 65	40	H South Dakota	65 77	55	H Villanova	52 54		116	A St. John's (NY)	65 63
16	H Drake	69 85				69	A Georgetown	53 62		116	H St. John's (NY)	45 51
20	A DePaul	69 80				69	H Georgetown	65 38		121	A Providence	73 64
20	A DePaul	85 82				74	A Butler	46 66		121	H Providence	63 77
20	H DePaul	67 74				74	H Butler	43 75		141	A Seton Hall	75 82
21	A Florida St.	52 71				74	N Butler	60 51		141	H Seton Hall	80 71
						91	A UNI	55 65		206	N Vanderbilt	75 55
						94	H Nebraska	74 65		215	A Xavier	53 52
										215	H Xavier	66 62
										257	A Wichita St.	83 71
										322	A North Dakota St.	86 51
										326	H Omaha	66 51
LAST 12 Division I GAMES:												
74	N Butler	60 51	74	A Butler	46 66							
20	A DePaul	69 80	141	H Seton Hall	80 71							
20	H DePaul	67 74	116	H St. John's (NY)	45 51							
12	H Marquette	71 65	55	A Villanova	62 67							
121	A Providence	73 64	69	A Georgetown	53 62							
215	A Xavier	53 52	121	H Providence	63 77							

Non-Div I Games:

Creighton

Loss, Non-Conf, S Site, H Home A Away N Neutral

Average RPI Win: <b>253</b>	WON-LOST	WINNING	LAST 10	STRENGTH OF	OPP. STRENGTH	TEAM	ADJ.	CONF.	ADJ CONF.
Average RPI Loss: <b>128</b>	RECORD	PCT. RANK	GAMES	SCHEDULE	OF SCHEDULE	RPI	RPI	RPI	RPI
DIV. I ONLY	<b>13- 14</b>	<b>188</b>	<b>0- 1</b>	<b>260</b>	<b>152</b>	<b>209</b>	<b>209</b>	<b>11</b>	<b>11</b>
DIV. I NON-CONF.	<b>7- 6</b>	<b>153</b>	<b>0- 1</b>	<b>324</b>	<b>242</b>	<b>250</b>	<b>250</b>	<b>11</b>	<b>11</b>
TOTALS	RPI 1-25	RPI 26-50	W-L RECORDS	RPI 51-100	RPI 101-150	RPI 150+			
13- 14	0- 0	0- 1	OVERALL	0- 7	1- 2	12- 4			
8- 5	0- 0	0- 1	HOME	0- 3	1- 0	7- 1			
5- 7	0- 0	0- 0	AWAY	0- 3	0- 2	5- 2			
0- 2	0- 0	0- 0	NEUTRAL	0- 1	0- 0	0- 1			
7- 6	0- 0	0- 1	NON-CONFERENCE	0- 1	0- 1	7- 3			
5- 1	0- 0	0- 1	HOME	0- 0	0- 0	5- 0			
2- 3	0- 0	0- 0	AWAY	0- 0	0- 1	2- 2			
0- 2	0- 0	0- 0	NEUTRAL	0- 1	0- 0	0- 1			
6- 8	0- 0	0- 0	CONFERENCE	0- 6	1- 1	5- 1			
3- 4	0- 0	0- 0	HOME	0- 3	1- 0	2- 1			
3- 4	0- 0	0- 0	AWAY	0- 3	0- 1	3- 0			
0- 0	0- 0	0- 0	NEUTRAL	0- 0	0- 0	0- 0			

RPI S	Opponent	Score	RPI S	Opponent	Score	RPI S	Opponent	Score	RPI S	Opponent	Score	Team's RPI: 209
36	H Buffalo	69 75	51	A Princeton	47 64	133	A Boston College	68 99				
			51	H Princeton	75 82	136	A Yale	49 64				
			59	A Penn	52 56	136	H Yale	56 54				
			59	H Penn	44 60	174	H Boston U.	64 44				
			68	N Middle Tenn.	58 70	197	A Cornell	63 56				
			88	A Harvard	46 56	197	H Cornell	47 57				
			88	H Harvard	57 73	250	A Columbia	70 69				
						250	H Columbia	60 48				
						251	H Binghamton	63 39				
						262	A Cal St. Fullerton	62 67				
						264	H Loyola Maryland	54 41				
						274	A San Diego	76 78				
						278	A Vermont	66 42				
						280	A Brown	81 61				
						280	H Brown	78 43				
						282	H Fairfield	59 46				
						289	N UC Santa Barbara	56 62				
						317	A New Hampshire	62 42				
						327	H UMass Lowell	70 54				
LAST 12 Division I GAMES:												
289	N UC Santa Barbara	56 62	136	H Yale	56 54							
197	H Cornell	47 57	51	H Princeton	75 82							
250	H Columbia	60 48	59	H Penn	44 60							
59	A Penn	52 56	250	A Columbia	70 69							
51	A Princeton	47 64	197	A Cornell	63 56							
280	H Brown	78 43	136	A Yale	49 64							

Non-Div I Games:

Dartmouth

■ Loss, 
 ■ Non-Conf, 
 ■ S Site, 
 ■ H Home 
 ■ A Away 
 N Neutral

## Davidson

Through Games Of March 13, 2019

Average RPI Win: <b>206</b>	WON-LOST	WINNING	LAST 10	STRENGTH OF	OPP. STRENGTH	TEAM	ADJ.	CONF.	ADJ CONF.
Average RPI Loss: <b>147</b>	RECORD	PCT. RANK	GAMES	SCHEDULE	OF SCHEDULE	RPI	RPI	RPI	RPI
DIV. I ONLY	16- 14	155	1- 1	175	158	153	153	17	17
DIV. I NON-CONF.	5- 7	206	0- 0	111	150	151	151	16	16
TOTALS	RPI 1-25	RPI 26-50	W-L RECORDS	RPI 51-100	RPI 101-150	RPI 150+			
16- 14	0- 1	1- 0	OVERALL	2- 3	1- 4	12- 6			
9- 4	0- 0	0- 0	HOME	1- 1	0- 1	8- 2			
7- 9	0- 1	1- 0	AWAY	1- 2	1- 2	4- 4			
0- 1	0- 0	0- 0	NEUTRAL	0- 0	0- 1	0- 0			
5- 7	0- 1	1- 0	NON-CONFERENCE	1- 1	0- 2	3- 3			
3- 1	0- 0	0- 0	HOME	1- 0	0- 1	2- 0			
2- 6	0- 1	1- 0	AWAY	0- 1	0- 1	1- 3			
0- 0	0- 0	0- 0	NEUTRAL	0- 0	0- 0	0- 0			
11- 7	0- 0	0- 0	CONFERENCE	1- 2	1- 2	9- 3			
6- 3	0- 0	0- 0	HOME	0- 1	0- 0	6- 2			
5- 3	0- 0	0- 0	AWAY	1- 1	1- 1	3- 1			
0- 1	0- 0	0- 0	NEUTRAL	0- 0	0- 1	0- 0			

RPI	S	Opponent	Score	RPI	S	Opponent	Score	RPI	S	Opponent	Score	RPI	S	Opponent	Score	Team's RPI: 153
9	A	NC State	45 <b>75</b>	49	A	Clemson	90 80	51	A	Princeton	57 <b>65</b>	102	A	Charlotte	66 <b>78</b>	
								82	A	Fordham	60 56	118	A	Dayton	69 <b>83</b>	
								82	H	Fordham	42 <b>58</b>	118	N	Dayton	67 <b>84</b>	
								90	A	VCU	54 <b>61</b>	130	H	Appalachian St.	78 <b>81</b>	
								95	H	High Point	71 62	135	A	Duquesne	62 47	
												161	H	William & Mary	76 65	
												180	A	UNC Asheville	56 <b>69</b>	
												183	H	Saint Louis	60 57	
												204	A	Massachusetts	64 49	
												204	H	Massachusetts	58 <b>70</b>	
												216	A	George Washington	62 42	
												225	H	George Mason	67 59	
												234	A	Saint Joseph's	54 <b>66</b>	
												237	A	Elon	72 <b>73</b>	
												240	A	Gardner-Webb	49 <b>54</b>	
												258	A	Rhode Island	77 67	
												258	H	Rhode Island	58 <b>64</b>	
												261	H	St. Bonaventure	67 55	
												261	H	St. Bonaventure	74 49	
												270	H	Richmond	78 55	
												284	H	La Salle	80 61	
												293	A	Charleston So.	72 34	
												321	H	Presbyterian	83 56	
LAST 12 Division I GAMES:																
		118	N	Dayton	67 <b>84</b>			204	A	Massachusetts	64 49					
		261	H	St. Bonaventure	74 49			82	H	Fordham	42 <b>58</b>					
		90	A	VCU	54 <b>61</b>			261	H	St. Bonaventure	67 55					
		258	H	Rhode Island	58 <b>64</b>			234	A	Saint Joseph's	54 <b>66</b>					
		183	H	Saint Louis	60 57			284	H	La Salle	80 61					
		118	A	Dayton	69 <b>83</b>			216	A	George Washington	62 42					

Non-Div I Games: Queens (NC) 80 47

Davidson

■ Loss, 
 ■ Non-Conf, 
 ■ S Site, 
 ■ Home 
 ■ A Away 
 N Neutral

Average RPI Win: <b>197</b>	WON-LOST	WINNING	LAST 10	STRENGTH OF	OPP. STRENGTH	TEAM	ADJ.	CONF.	ADJ CONF.
Average RPI Loss: <b>101</b>	RECORD	PCT. RANK	GAMES	SCHEDULE	OF SCHEDULE	RPI	RPI	RPI	RPI
DIV. I ONLY	<b>17- 13</b>	<b>132</b>	<b>2- 0</b>	<b>97</b>	<b>125</b>	<b>118</b>	<b>118</b>	<b>17</b>	<b>17</b>
DIV. I NON-CONF.	<b>5- 6</b>	<b>177</b>	<b>0- 0</b>	<b>21</b>	<b>37</b>	<b>92</b>	<b>92</b>	<b>16</b>	<b>16</b>
TOTALS	RPI 1-25	RPI 26-50	W-L RECORDS	RPI 51-100	RPI 101-150	RPI 150+			
17- 13	0- 3	1- 0	OVERALL	3- 6	0- 1	13- 3			
13- 1	0- 0	1- 0	HOME	2- 1	0- 0	10- 0			
2- 10	0- 3	0- 0	AWAY	0- 3	0- 1	2- 3			
2- 2	0- 0	0- 0	NEUTRAL	1- 2	0- 0	1- 0			
5- 6	0- 3	1- 0	NON-CONFERENCE	2- 3	0- 0	2- 0			
4- 1	0- 0	1- 0	HOME	1- 1	0- 0	2- 0			
0- 4	0- 3	0- 0	AWAY	0- 1	0- 0	0- 0			
1- 1	0- 0	0- 0	NEUTRAL	1- 1	0- 0	0- 0			
12- 7	0- 0	0- 0	CONFERENCE	1- 3	0- 1	11- 3			
9- 0	0- 0	0- 0	HOME	1- 0	0- 0	8- 0			
2- 6	0- 0	0- 0	AWAY	0- 2	0- 1	2- 3			
1- 1	0- 0	0- 0	NEUTRAL	0- 1	0- 0	1- 0			

RPI	S	Opponent	Score	RPI	S	Opponent	Score	RPI	S	Opponent	Score	RPI	S	Opponent	Score	Team's RPI: 118
14	A	Maryland	71 <b>82</b>	36	H	Buffalo	72 59	66	N	Georgia Tech	85 66	135	A	Duquesne	57 <b>85</b>	
19	A	South Carolina	55 <b>65</b>					67	A	Green Bay	35 <b>51</b>	153	H	Davidson	83 69	
25	A	James Madison	55 <b>68</b>					72	N	Virginia Tech	57 <b>69</b>	153	N	Davidson	84 67	
								82	A	Fordham	48 <b>57</b>	183	A	Saint Louis	65 <b>68</b>	
								82	H	Fordham	72 50	183	H	Saint Louis	73 57	
								83	H	Toledo	70 49	204	H	Massachusetts	75 47	
								90	A	VCU	62 <b>64</b>	216	A	George Washington	45 <b>46</b>	
								90	N	VCU	52 <b>61</b>	216	H	George Washington	62 53	
								98	H	Northeastern	79 <b>84</b>	225	A	George Mason	51 <b>54</b>	
												234	H	Saint Joseph's	72 65	
												247	H	Colgate	67 58	
												258	A	Rhode Island	74 62	
												261	A	St. Bonaventure	62 49	
												270	H	Richmond	71 50	
												284	H	La Salle	65 38	
												284	H	La Salle	84 45	
												331	H	Evansville	69 30	
LAST 12 Division I GAMES:																
284	H	La Salle	65 38	153	H	Davidson	83 69									
153	N	Davidson	84 67	216	H	George Washington	62 53									
90	N	VCU	52 <b>61</b>	90	A	VCU	62 <b>64</b>									
183	H	Saint Louis	73 57	135	A	Duquesne	57 <b>85</b>									
82	A	Fordham	48 <b>57</b>	270	H	Richmond	71 50									
225	A	George Mason	51 <b>54</b>	258	A	Rhode Island	74 62									

Non-Div I Games:

Dayton

Average RPI Win: <b>125</b>	WON-LOST	WINNING	LAST 10	STRENGTH OF	OPP. STRENGTH	TEAM	ADJ.	CONF.	ADJ CONF.
Average RPI Loss: <b>39</b>	RECORD	PCT. RANK	GAMES	SCHEDULE	OF SCHEDULE	RPI	RPI	RPI	RPI
DIV. I ONLY	26- 7	33	1- 0	44	27	20	20	6	6
DIV. I NON-CONF.	9- 3	62	0- 0	77	8	38	38	4	4
TOTALS	RPI 1-25	RPI 26-50	W-L RECORDS	RPI 51-100	RPI 101-150	RPI 150+			
26- 7	1- 5	1- 0	OVERALL	10- 1	7- 1	7- 0			
14- 4	1- 2	0- 0	HOME	5- 1	4- 1	4- 0			
10- 2	0- 2	0- 0	AWAY	4- 0	3- 0	3- 0			
2- 1	0- 1	1- 0	NEUTRAL	1- 0	0- 0	0- 0			
9- 3	0- 3	1- 0	NON-CONFERENCE	2- 0	1- 0	5- 0			
5- 1	0- 1	0- 0	HOME	1- 0	1- 0	3- 0			
2- 1	0- 1	0- 0	AWAY	0- 0	0- 0	2- 0			
2- 1	0- 1	1- 0	NEUTRAL	1- 0	0- 0	0- 0			
17- 4	1- 2	0- 0	CONFERENCE	8- 1	6- 1	2- 0			
9- 3	1- 1	0- 0	HOME	4- 1	3- 1	1- 0			
8- 1	0- 1	0- 0	AWAY	4- 0	3- 0	1- 0			
0- 0	0- 0	0- 0	NEUTRAL	0- 0	0- 0	0- 0			

RPI S	Opponent	Score	RPI S	Opponent	Score	RPI S	Opponent	Score	RPI S	Opponent	Score
1	H Notre Dame	77 101	32	N Kansas St.	79 59	51	N Princeton	82 67	116	A St. John's (NY)	70 62
6	A UConn	63 99				55	A Villanova	66 59	116	H St. John's (NY)	73 64
10	N Syracuse	81 83				55	H Villanova	93 70	117	H Northwestern	76 60
12	A Marquette	63 96				67	H Green Bay	73 64	121	A Providence	76 61
12	H Marquette	87 93				69	A Georgetown	69 64	121	H Providence	85 60
12	H Marquette	74 73				69	H Georgetown	76 71	121	H Providence	88 62
						74	A Butler	86 78	141	A Seton Hall	94 85
						74	H Butler	76 62	141	H Seton Hall	73 84
						93	A Creighton	74 67	155	A Oklahoma	87 76
						93	H Creighton	80 69	165	H Temple	102 88
						93	H Creighton	82 85	215	A Xavier	73 71
									215	H Xavier	81 48
									253	A Loyola Chicago	102 76
									305	H Tennessee St.	95 73
									345	H Savannah St.	124 61
LAST 12 Division I GAMES:											
121	H Providence	85 60	215	H Xavier	81 48						
12	H Marquette	74 73	116	A St. John's (NY)	70 62						
93	H Creighton	80 69	141	A Seton Hall	94 85						
93	A Creighton	74 67	69	H Georgetown	76 71						
121	A Providence	76 61	55	H Villanova	93 70						
74	H Butler	76 62	12	H Marquette	87 93						

Non-Div I Games:

DePaul

Average RPI Win:	219	WON-LOST	WINNING	LAST 10	STRENGTH OF	OPP. STRENGTH	TEAM	ADJ.	CONF.	ADJ CONF.
Average RPI Loss:	95	RECORD	PCT. RANK	GAMES	SCHEDULE	OF SCHEDULE	RPI	RPI	RPI	RPI
DIV. I ONLY	16- 14	155	1- 0	87	167	126	126	10	10	
DIV. I NON-CONF.	5- 7	206	1- 0	104	287	179	179	10	10	
TOTALS	RPI 1-25	RPI 26-50	W-L RECORDS	RPI 51-100	RPI 101-150	RPI 150+				
16- 14	0- 4	0- 0	OVERALL	1- 4	2- 4	13- 2				
8- 5	0- 3	0- 0	HOME	1- 1	1- 1	6- 0				
6- 7	0- 1	0- 0	AWAY	0- 3	1- 1	5- 2				
2- 2	0- 0	0- 0	NEUTRAL	0- 0	0- 2	2- 0				
5- 7	0- 2	0- 0	NON-CONFERENCE	0- 1	0- 2	5- 2				
2- 2	0- 2	0- 0	HOME	0- 0	0- 0	2- 0				
1- 3	0- 0	0- 0	AWAY	0- 1	0- 0	1- 2				
2- 2	0- 0	0- 0	NEUTRAL	0- 0	0- 2	2- 0				
11- 7	0- 2	0- 0	CONFERENCE	1- 3	2- 2	8- 0				
6- 3	0- 1	0- 0	HOME	1- 1	1- 1	4- 0				
5- 4	0- 1	0- 0	AWAY	0- 2	1- 1	4- 0				
0- 0	0- 0	0- 0	NEUTRAL	0- 0	0- 0	0- 0				

RPI 1-25				RPI 26-50				RPI 51-100				RPI 101+ Team's RPI: 126			
RPI	S	Opponent	Score	RPI	S	Opponent	Score	RPI	S	Opponent	Score	RPI	S	Opponent	Score
14	H	Maryland	53 77					63	A	Drexel	41 58	114	A	UNCW	64 72
15	H	UCF	60 71					63	H	Drexel	40 57	114	H	UNCW	65 53
25	A	James Madison	51 56					91	A	UNI	67 79	124	A	Towson	70 57
25	H	James Madison	43 68					98	A	Northeastern	62 75	124	H	Towson	48 56
								98	H	Northeastern	77 63	147	N	Montana St.	60 69
												150	N	Bradley	47 59
												156	N	Nicholls St.	71 56
												161	A	William & Mary	70 59
												161	H	William & Mary	68 52
												174	A	Boston U.	61 72
												225	A	George Mason	46 72
												234	H	Saint Joseph's	48 39
												237	A	Elon	74 63
												237	H	Elon	71 59
												240	H	Gardner-Webb	69 45
												246	A	Hofstra	78 59
												246	H	Hofstra	57 47
												296	A	Col. of Charleston	72 60
												296	H	Col. of Charleston	74 50
												318	N	Lafayette	65 47
												340	A	Delaware St.	85 77
LAST 12 Division I GAMES:															
318	N	Lafayette	65 47	114	A	UNCW	64 72								
156	N	Nicholls St.	71 56	296	A	Col. of Charleston	72 60								
25	A	James Madison	51 56	246	H	Hofstra	57 47								
124	A	Towson	70 57	98	H	Northeastern	77 63								
161	H	William & Mary	68 52	63	A	Drexel	41 58								
237	H	Elon	71 59	237	A	Elon	74 63								

Non-Div I Games:

Delaware

■ Loss, 
■ Non-Conf, S Site, 
■ Home 
■ Away 
N Neutral

Average RPI Win:	293	WON-LOST	WINNING	LAST 10	STRENGTH OF	OPP. STRENGTH	TEAM	ADJ.	CONF.	ADJ CONF.
Average RPI Loss:	218	RECORD	PCT. RANK	GAMES	SCHEDULE	OF SCHEDULE	RPI	RPI	RPI	RPI
DIV. I ONLY	5- 21	324	0- 1	296	344	340	340	32	32	
DIV. I NON-CONF.	0- 9	336	0- 0	110	205	318	318	32	32	
TOTALS	RPI 1-25	RPI 26-50	W-L RECORDS	RPI 51-100	RPI 101-150	RPI 150+				
5- 21	0- 1	0- 0	OVERALL	0- 1	0- 2	5- 17				
5- 5	0- 1	0- 0	HOME	0- 0	0- 1	5- 3				
0- 15	0- 0	0- 0	AWAY	0- 1	0- 1	0- 13				
0- 1	0- 0	0- 0	NEUTRAL	0- 0	0- 0	0- 1				
0- 9	0- 1	0- 0	NON-CONFERENCE	0- 1	0- 2	0- 5				
0- 2	0- 1	0- 0	HOME	0- 0	0- 1	0- 0				
0- 7	0- 0	0- 0	AWAY	0- 1	0- 1	0- 5				
0- 0	0- 0	0- 0	NEUTRAL	0- 0	0- 0	0- 0				
5- 12	0- 0	0- 0	CONFERENCE	0- 0	0- 0	5- 12				
5- 3	0- 0	0- 0	HOME	0- 0	0- 0	5- 3				
0- 8	0- 0	0- 0	AWAY	0- 0	0- 0	0- 8				
0- 1	0- 0	0- 0	NEUTRAL	0- 0	0- 0	0- 1				

RPI 1-25				RPI 26-50				RPI 51-100				RPI 101+ Team's RPI: 340			
RPI	S	Opponent	Score	RPI	S	Opponent	Score	RPI	S	Opponent	Score	RPI	S	Opponent	Score
25	H	James Madison	57 103					90	A	VCU	55 97	116	A	St. John's (NY)	44 82
												126	H	Delaware	77 85
												165	A	Temple	61 75
												179	A	Robert Morris	63 64
												196	A	N.C. A&T	49 72
												196	H	N.C. A&T	47 67
												197	A	Cornell	59 94
												202	A	UMES	58 69
												202	H	UMES	65 62
												215	A	Xavier	59 80
												217	A	Marshall	63 75
												220	A	Bethune-Cookman	55 67
												222	A	Howard	62 78
												276	A	Norfolk St.	50 63
												276	H	Norfolk St.	59 56
												300	H	South Carolina St.	60 63
												310	H	Morgan St.	62 57
												314	A	Coppin St.	59 85
												314	H	Coppin St.	57 71
												334	A	N.C. Central	64 65
												334	H	N.C. Central	71 61
												334	N	N.C. Central	64 80
												345	H	Savannah St.	66 58
												346	A	Florida A&M	52 57
LAST 12 Division I GAMES:															
334	N	N.C. Central	64 80	334	A	N.C. Central	64 65	334	N	N.C. Central	64 80				
202	A	UMES	58 69	196	A	N.C. A&T	49 72	345	H	Savannah St.	66 58				
276	H	Norfolk St.	59 56	300	H	South Carolina St.	60 63	346	A	Florida A&M	52 57				
310	H	Morgan St.	62 57	345	H	Savannah St.	66 58								
314	A	Coppin St.	59 85	222	A	Howard	62 78								
202	H	UMES	65 62	346	A	Florida A&M	52 57								

Non-Div I Games: Post 65 53 Cheyney 79 59

Delaware St.

■ Loss, 
 ■ Non-Conf, 
 ■ S Site, 
 ■ Home 
 ■ Away 
 N Neutral

Average RPI Win: <b>224</b>	WON-LOST	WINNING	LAST 10	STRENGTH OF	OPP. STRENGTH	TEAM	ADJ.	CONF.	ADJ CONF.
Average RPI Loss: <b>157</b>	RECORD	PCT. RANK	GAMES	SCHEDULE	OF SCHEDULE	RPI	RPI	RPI	RPI
DIV. I ONLY	17- 13	132	0- 1	249	203	166	166	19	19
DIV. I NON-CONF.	7- 6	153	0- 0	171	196	162	162	18	18
TOTALS	RPI 1-25	RPI 26-50	W-L RECORDS	RPI 51-100	RPI 101-150	RPI 150+			
17- 13	0- 0	1- 3	OVERALL	2- 2	1- 2	13- 6			
13- 2	0- 0	1- 1	HOME	2- 0	1- 0	9- 1			
4- 10	0- 0	0- 2	AWAY	0- 2	0- 2	4- 4			
0- 1	0- 0	0- 0	NEUTRAL	0- 0	0- 0	0- 1			
7- 6	0- 0	0- 0	NON-CONFERENCE	2- 2	1- 2	4- 2			
6- 1	0- 0	0- 0	HOME	2- 0	1- 0	3- 1			
1- 5	0- 0	0- 0	AWAY	0- 2	0- 2	1- 1			
0- 0	0- 0	0- 0	NEUTRAL	0- 0	0- 0	0- 0			
10- 7	0- 0	1- 3	CONFERENCE	0- 0	0- 0	9- 4			
7- 1	0- 0	1- 1	HOME	0- 0	0- 0	6- 0			
3- 5	0- 0	0- 2	AWAY	0- 0	0- 0	3- 3			
0- 1	0- 0	0- 0	NEUTRAL	0- 0	0- 0	0- 1			

RPI S	Opponent	Score	RPI S	Opponent	Score	RPI S	Opponent	Score	RPI S	Opponent	Score	Team's RPI: 166
27	A South Dakota St.	59 <b>76</b>	27	H South Dakota St.	67 <b>83</b>	53	H Lamar University	117 110	106	H Loyola Marymount	104 75	
40	A South Dakota	58 <b>73</b>	40	H South Dakota	104 99	61	A Wyoming	74 <b>78</b>	128	A Northern Colo.	66 <b>74</b>	
						76	H American	83 54	138	A New Mexico St.	64 <b>66</b>	
						94	A Nebraska	71 <b>96</b>	159	A Oral Roberts	66 <b>74</b>	
									159	H Oral Roberts	93 76	
									224	A North Dakota	92 91	
									224	H North Dakota	87 66	
									224 N	North Dakota	67 <b>80</b>	
									231	H UMKC	92 75	
									242	A Western Ill.	78 <b>87</b>	
									242	H Western Ill.	94 85	
									261	H St. Bonaventure	76 62	
									271	A Southern Utah	71 70	
									279	A Colorado St.	79 <b>84</b>	
									288	H Samford	83 <b>87</b>	
									298	H Air Force	92 66	
									322	A North Dakota St.	87 67	
									322	H North Dakota St.	81 54	
									326	A Omaha	95 68	
									326	H Omaha	82 76	
									335	A Purdue Fort Wayne	55 <b>70</b>	
									335	H Purdue Fort Wayne	82 62	
LAST 12 Division I GAMES:												
224 N	North Dakota	67 <b>80</b>	322	A North Dakota St.	87 67							
326	H Omaha	82 76	159	A Oral Roberts	66 <b>74</b>							
242	H Western Ill.	94 85	27	H South Dakota St.	67 <b>83</b>							
224	A North Dakota	92 91	335	A Purdue Fort Wayne	55 <b>70</b>							
40	A South Dakota	58 <b>73</b>	159	H Oral Roberts	93 76							
335	H Purdue Fort Wayne	82 62	322	H North Dakota St.	81 54							

Non-Div I Games:

Denver

■ Loss, 
 ■ Non-Conf, 
 S Site, 
 ■ Home 
 ■ Away 
 N Neutral



Detroit Mercy

Through Games Of March 13, 2019

Average RPI Win:	314	WON-LOST	WINNING	LAST 10	STRENGTH OF	OPP. STRENGTH	TEAM	ADJ.	CONF.	ADJ CONF.
Average RPI Loss:	174	RECORD	PCT. RANK	GAMES	SCHEDULE	OF SCHEDULE	RPI	RPI	RPI	RPI
DIV. I ONLY	3- 25	343	0- 1	290	198	336	336	21	21	
DIV. I NON-CONF.	1- 9	326	0- 0	262	151	328	328	19	19	
TOTALS	RPI 1-25	RPI 26-50	W-L RECORDS	RPI 51-100	RPI 101-150	RPI 150+				
3- 25	0- 0	0- 2	OVERALL	0- 6	0- 4	3- 13				
1- 11	0- 0	0- 1	HOME	0- 2	0- 2	1- 6				
2- 14	0- 0	0- 1	AWAY	0- 4	0- 2	2- 7				
0- 0	0- 0	0- 0	NEUTRAL	0- 0	0- 0	0- 0				
1- 9	0- 0	0- 2	NON-CONFERENCE	0- 2	0- 0	1- 5				
0- 3	0- 0	0- 1	HOME	0- 0	0- 0	0- 2				
1- 6	0- 0	0- 1	AWAY	0- 2	0- 0	1- 3				
0- 0	0- 0	0- 0	NEUTRAL	0- 0	0- 0	0- 0				
2- 16	0- 0	0- 0	CONFERENCE	0- 4	0- 4	2- 8				
1- 8	0- 0	0- 0	HOME	0- 2	0- 2	1- 4				
1- 8	0- 0	0- 0	AWAY	0- 2	0- 2	1- 4				
0- 0	0- 0	0- 0	NEUTRAL	0- 0	0- 0	0- 0				

RPI S	Opponent	Score	RPI S	Opponent	Score	RPI S	Opponent	Score	RPI S	Opponent	Score	Team's RPI: 336
44	H Miami (OH)	59 78	56	A Wright St.	59 78	122	A Youngstown St.	45 91				
46	A Michigan	62 95	56	H Wright St.	73 76	122	H Youngstown St.	59 85				
			67	A Green Bay	37 82	132	A IUPUI	47 82				
			67	H Green Bay	40 65	132	H IUPUI	41 58				
			83	A Toledo	60 77	195	A Eastern Mich.	53 60				
			100	A Ohio St.	41 55	198	A Milwaukee	34 59				
						198	H Milwaukee	44 62				
						218	A Bowling Green	73 79				
						244	A Northern Ky.	56 68				
						244	H Northern Ky.	63 81				
						253	A Loyola Chicago	43 52				
						263	A Manhattan	58 56				
						268	H Western Mich.	44 54				
						281	A Cleveland St.	51 67				
						281	H Cleveland St.	49 67				
						309	A Oakland	67 74				
						309	H Oakland	65 76				
						326	H Omaha	42 51				
						339	A UIC	42 36				
						339	H UIC	62 45				
LAST 12 Division I GAMES:												
244	H Northern Ky.	63 81	309	H Oakland	65 76							
56	H Wright St.	73 76	122	A Youngstown St.	45 91							
67	A Green Bay	37 82	281	A Cleveland St.	51 67							
198	A Milwaukee	34 59	56	A Wright St.	59 78							
132	H IUPUI	41 58	244	A Northern Ky.	56 68							
339	H UIC	62 45	198	H Milwaukee	44 62							

Non-Div I Games: Mich.-Dearborn 68 60

Detroit Mercy

Loss, Non-Conf, S Site, H Home A Away N Neutral

Drake

Through Games Of March 13, 2019

Average RPI Win:	169	WON-LOST	WINNING	LAST 10	STRENGTH OF	OPP. STRENGTH	TEAM	ADJ.	CONF.	ADJ CONF.
Average RPI Loss:	23	RECORD	PCT. RANK	GAMES	SCHEDULE	OF SCHEDULE	RPI	RPI	RPI	RPI
DIV. I ONLY	24- 5	18	1- 0	49	93	16	16	13	13	
DIV. I NON-CONF.	7- 4	108	1- 0	8	2	12	12	15	15	
TOTALS	RPI 1-25	RPI 26-50	W-L RECORDS	RPI 51-100	RPI 101-150	RPI 150+				
24- 5	1- 3	2- 1	OVERALL	5- 1	5- 0	11- 0				
10- 2	0- 1	1- 0	HOME	1- 1	3- 0	5- 0				
12- 2	0- 1	0- 1	AWAY	4- 0	2- 0	6- 0				
2- 1	1- 1	1- 0	NEUTRAL	0- 0	0- 0	0- 0				
7- 4	1- 3	2- 1	NON-CONFERENCE	2- 0	1- 0	1- 0				
2- 1	0- 1	1- 0	HOME	0- 0	1- 0	0- 0				
3- 2	0- 1	0- 1	AWAY	2- 0	0- 0	1- 0				
2- 1	1- 1	1- 0	NEUTRAL	0- 0	0- 0	0- 0				
17- 1	0- 0	0- 0	CONFERENCE	3- 1	4- 0	10- 0				
8- 1	0- 0	0- 0	HOME	1- 1	2- 0	5- 0				
9- 0	0- 0	0- 0	AWAY	2- 0	2- 0	5- 0				
0- 0	0- 0	0- 0	NEUTRAL	0- 0	0- 0	0- 0				

RPI S	Opponent	Score	RPI S	Opponent	Score	RPI S	Opponent	Score	RPI S	Opponent	Score
1 N	Notre Dame	64 82	27 A	South Dakota St.	71 80	70 A	Missouri St.	70 61	140 A	Illinois St.	82 64
7 H	Iowa	82 91	30 N	Rutgers	69 59	70 H	Missouri St.	79 85	140 H	Illinois St.	88 61
11 A	Iowa St.	81 86	40 H	South Dakota	76 64	91 A	UNI	88 64	149 H	CSUN	73 63
19 N	South Carolina	90 85				91 H	UNI	76 61	150 A	Bradley	92 63
						93 A	Creighton	85 69	150 H	Bradley	95 63
						94 A	Nebraska	83 77	152 A	Southern Ill.	71 64
									152 H	Southern Ill.	94 66
									230 A	Indiana St.	70 68
									230 H	Indiana St.	96 77
									242 A	Western Ill.	98 71
									253 A	Loyola Chicago	83 55
									253 H	Loyola Chicago	69 60
									311 A	Valparaiso	88 62
									311 H	Valparaiso	84 53
									331 A	Evansville	78 47
									331 H	Evansville	66 39
LAST 12 Division I GAMES:											
19 N	South Carolina	90 85	230 H	Indiana St.	96 77						
1 N	Notre Dame	64 82	331 H	Evansville	66 39						
150 H	Bradley	95 63	91 H	UNI	76 61						
140 H	Illinois St.	88 61	253 A	Loyola Chicago	83 55						
70 A	Missouri St.	70 61	311 A	Valparaiso	88 62						
152 A	Southern Ill.	71 64	152 H	Southern Ill.	94 66						

Non-Div I Games: Clarke 91 43

Drake

Loss, Non-Conf, S Site, H Home A Away N Neutral

Average RPI Win:	200	WON-LOST	WINNING	LAST 10	STRENGTH OF	OPP. STRENGTH	TEAM	ADJ.	CONF.	ADJ CONF.
Average RPI Loss:	70	RECORD	PCT. RANK	GAMES	SCHEDULE	OF SCHEDULE	RPI	RPI	RPI	RPI
DIV. I ONLY	22- 7	44	1- 0	105	151	63	63	10	10	
DIV. I NON-CONF.	8- 3	72	1- 0	121	262	80	80	10	10	
TOTALS	RPI 1-25	RPI 26-50	W-L RECORDS	RPI 51-100	RPI 101-150	RPI 150+				
22- 7	0- 2	1- 1	OVERALL	2- 2	5- 1	14- 1				
9- 5	0- 1	1- 1	HOME	1- 1	2- 1	5- 1				
12- 1	0- 1	0- 0	AWAY	1- 0	3- 0	8- 0				
1- 1	0- 0	0- 0	NEUTRAL	0- 1	0- 0	1- 0				
8- 3	0- 0	1- 1	NON-CONFERENCE	0- 2	0- 0	7- 0				
3- 2	0- 0	1- 1	HOME	0- 1	0- 0	2- 0				
4- 0	0- 0	0- 0	AWAY	0- 0	0- 0	4- 0				
1- 1	0- 0	0- 0	NEUTRAL	0- 1	0- 0	1- 0				
14- 4	0- 2	0- 0	CONFERENCE	2- 0	5- 1	7- 1				
6- 3	0- 1	0- 0	HOME	1- 0	2- 1	3- 1				
8- 1	0- 1	0- 0	AWAY	1- 0	3- 0	4- 0				
0- 0	0- 0	0- 0	NEUTRAL	0- 0	0- 0	0- 0				

RPI 1-25				RPI 26-50				RPI 51-100 Team's RPI: 63				RPI 101+			
RPI	S	Opponent	Score	RPI	S	Opponent	Score	RPI	S	Opponent	Score	RPI	S	Opponent	Score
25	A	James Madison	47 58	39	H	Quinnipiac	52 56	56	N	Wright St.	63 71	114	A	UNCW	65 53
25	H	James Madison	35 51	43	H	Bucknell	64 42	59	H	Penn	39 55	114	H	UNCW	67 55
								98	A	Northeastern	61 59	124	A	Towson	77 44
								98	H	Northeastern	76 45	124	H	Towson	54 55
												126	A	Delaware	57 40
												126	H	Delaware	58 41
												161	A	William & Mary	62 58
												161	H	William & Mary	72 77
												234	H	Saint Joseph's	51 34
												237	A	Elon	59 44
												237	H	Elon	68 45
												240	H	Gardner-Webb	65 48
												246	A	Hofstra	61 49
												246	H	Hofstra	62 39
												263	A	Manhattan	53 39
												270	A	Richmond	58 35
												276	N	Siena	51 39
												278	A	Vermont	60 44
												284	A	La Salle	58 43
												296	A	Col. of Charleston	65 42
												296	H	Col. of Charleston	76 53
LAST 12 Division I GAMES:															
278	A	Vermont	60 44	114	A	UNCW	65 53								
124	A	Towson	77 44	98	H	Northeastern	76 45								
25	A	James Madison	47 58	246	H	Hofstra	62 39								
237	H	Elon	68 45	126	H	Delaware	58 41								
161	H	William & Mary	72 77	161	A	William & Mary	62 58								
296	A	Col. of Charleston	65 42	237	A	Elon	59 44								

Non-Div I Games:

Drexel

■ Loss, 
 ■ Non-Conf, 
 ■ S Site, 
 ■ H Home 
 ■ A Away 
 N Neutral

Average RPI Win:	130	WON-LOST	WINNING	LAST 10	STRENGTH OF	OPP. STRENGTH	TEAM	ADJ.	CONF.	ADJ CONF.
Average RPI Loss:	50	RECORD	PCT. RANK	GAMES	SCHEDULE	OF SCHEDULE	RPI	RPI	RPI	RPI
DIV. I ONLY	15- 15	170	1- 0	35	4	77	77	1	1	
DIV. I NON-CONF.	8- 4	91	0- 0	82	52	57	57	1	1	
TOTALS	RPI 1-25	RPI 26-50	W-L RECORDS	RPI 51-100	RPI 101-150	RPI 150+				
15- 15	0- 8	3- 1	OVERALL	2- 3	5- 3	5- 0				
9- 4	0- 3	2- 0	HOME	1- 1	3- 0	3- 0				
4- 8	0- 4	1- 0	AWAY	1- 2	1- 2	1- 0				
2- 3	0- 1	0- 1	NEUTRAL	0- 0	1- 1	1- 0				
8- 4	0- 1	0- 1	NON-CONFERENCE	2- 0	1- 2	5- 0				
5- 0	0- 0	0- 0	HOME	1- 0	1- 0	3- 0				
2- 2	0- 1	0- 0	AWAY	1- 0	0- 1	1- 0				
1- 2	0- 0	0- 1	NEUTRAL	0- 0	0- 1	1- 0				
7- 11	0- 7	3- 0	CONFERENCE	0- 3	4- 1	0- 0				
4- 4	0- 3	2- 0	HOME	0- 1	2- 0	0- 0				
2- 6	0- 3	1- 0	AWAY	0- 2	1- 1	0- 0				
1- 1	0- 1	0- 0	NEUTRAL	0- 0	1- 0	0- 0				

RPI	S	Opponent	Score	RPI	S	Opponent	Score	RPI	S	Opponent	Score	RPI	S	Opponent	Score
1	A	Notre Dame	61 89	31	N	Missouri	54 62	60	A	Maine	66 63	117	A	Northwestern	58 84
3	H	Louisville	51 73	37	A	North Carolina	85 69	64	H	FGCU	57 41	119	H	Marist	64 56
9	A	NC State	51 63	37	H	North Carolina	62 44	66	A	Georgia Tech	64 70	127	H	Pittsburgh	74 55
10	H	Syracuse	55 64	49	H	Clemson	63 59	72	H	Virginia Tech	57 64	127	N	Pittsburgh	86 64
18	H	Miami (FL)	50 58					96	A	Virginia	47 53	133	A	Boston College	90 92
21	A	Florida St.	62 66									134	N	Washington	64 71
21	N	Florida St.	41 51									148	A	Wake Forest	55 44
24	A	Oregon St.	57 71									148	H	Wake Forest	66 52
												186	A	Wisconsin	60 53
												190	H	East Carolina	83 66
												203	H	UNLV	66 38
												219	N	Ball St.	79 62
												237	H	Elon	81 64
LAST 12 Division I GAMES:															
127	N	Pittsburgh	86 64	148	A	Wake Forest	55 44								
21	N	Florida St.	41 51	1	A	Notre Dame	61 89								
31	N	Missouri	54 62	72	H	Virginia Tech	57 64								
219	N	Ball St.	79 62	96	A	Virginia	47 53								
37	H	North Carolina	62 44	37	A	North Carolina	85 69								
49	H	Clemson	63 59	127	H	Pittsburgh	74 55								

Non-Div I Games:

Duke

Average RPI Win:	208	WON-LOST	WINNING	LAST 10	STRENGTH OF	OPP. STRENGTH	TEAM	ADJ.	CONF.	ADJ CONF.
Average RPI Loss:	110	RECORD	PCT. RANK	GAMES	SCHEDULE	OF SCHEDULE	RPI	RPI	RPI	RPI
DIV. I ONLY	19- 13	122	1- 0	192	104	135	135	17	17	
DIV. I NON-CONF.	6- 7	172	0- 0	98	15	125	125	16	16	
TOTALS	RPI 1-25	RPI 26-50	W-L RECORDS	RPI 51-100	RPI 101-150	RPI 150+				
19- 13	0- 2	0- 1	OVERALL	2- 4	2- 1	15- 5				
9- 5	0- 1	0- 0	HOME	1- 0	1- 1	7- 3				
9- 5	0- 0	0- 1	AWAY	1- 3	1- 0	7- 1				
1- 3	0- 1	0- 0	NEUTRAL	0- 1	0- 0	1- 1				
6- 7	0- 2	0- 1	NON-CONFERENCE	1- 2	1- 1	4- 1				
3- 2	0- 1	0- 0	HOME	0- 0	0- 1	3- 0				
3- 3	0- 0	0- 1	AWAY	1- 2	1- 0	1- 0				
0- 2	0- 1	0- 0	NEUTRAL	0- 0	0- 0	0- 1				
13- 6	0- 0	0- 0	CONFERENCE	1- 2	1- 0	11- 4				
6- 3	0- 0	0- 0	HOME	1- 0	1- 0	4- 3				
6- 2	0- 0	0- 0	AWAY	0- 1	0- 0	6- 1				
1- 1	0- 0	0- 0	NEUTRAL	0- 1	0- 0	1- 0				

RPI S	Opponent	Score	RPI S	Opponent	Score	RPI S	Opponent	Score	RPI S	Opponent	Score	Team's RPI: 135
10 N	Syracuse	71 87	29 A	Texas	41 78	58 A	TCU	48 61	118 H	Dayton	85 57	
15 H	UCF	63 71				82 A	Fordham	46 57	127 H	Pittsburgh	58 66	
						82 N	Fordham	34 76	145 A	Penn St.	64 58	
						83 A	Toledo	52 65	153 H	Davidson	47 62	
						84 A	Kent St.	77 72	165 H	Temple	54 53	
						90 H	VCU	71 68	183 H	Saint Louis	63 67	
									183 N	Saint Louis	72 51	
									185 N	Liberty	51 55	
									204 A	Massachusetts	66 69	
									207 A	Saint Francis (PA)	93 73	
									216 A	George Washington	64 53	
									216 H	George Washington	54 55	
									223 H	Mt. St. Mary's	73 64	
									225 A	George Mason	60 57	
									234 A	Saint Joseph's	67 56	
									234 H	Saint Joseph's	81 73	
									241 H	ETSU	66 58	
									258 A	Rhode Island	75 58	
									258 H	Rhode Island	106 69	
									261 A	St. Bonaventure	60 54	
									261 H	St. Bonaventure	80 64	
									270 H	Richmond	80 54	
									284 A	La Salle	66 62	
LAST 12 Division I GAMES:												
258 H	Rhode Island	106 69	234 A	Saint Joseph's	67 56							
183 N	Saint Louis	72 51	258 A	Rhode Island	75 58							
82 N	Fordham	34 76	183 H	Saint Louis	63 67							
261 H	St. Bonaventure	80 64	118 H	Dayton	85 57							
216 A	George Washington	64 53	204 A	Massachusetts	66 69							
90 H	VCU	71 68	82 A	Fordham	46 57							

Non-Div I Games:

Duquesne

■ Loss, 
 ■ Non-Conf, 
 ■ S Site, 
 ■ Home 
 ■ A Away 
 N Neutral

**E****E**

Non-Div I Games:

# East Carolina

Through Games Of March 13, 2019

Average RPI Win:	241	WON-LOST	WINNING	LAST 10	STRENGTH OF	OPP. STRENGTH	TEAM	ADJ.	CONF.	ADJ CONF.
Average RPI Loss:	117	RECORD	PCT. RANK	GAMES	SCHEDULE	OF SCHEDULE	RPI	RPI	RPI	RPI
DIV. I ONLY	16- 15	166	1- 0	231	115	190	190	9	9	
DIV. I NON-CONF.	9- 4	85	0- 0	306	272	184	184	8	8	
TOTALS	RPI 1-25	RPI 26-50	W-L RECORDS	RPI 51-100	RPI 101-150	RPI 150+				
16- 15	0- 3	0- 0	OVERALL	0- 2	1- 4	15- 6				
11- 5	0- 1	0- 0	HOME	0- 1	1- 2	10- 1				
2- 9	0- 1	0- 0	AWAY	0- 1	0- 2	2- 5				
3- 1	0- 1	0- 0	NEUTRAL	0- 0	0- 0	3- 0				
9- 4	0- 0	0- 0	NON-CONFERENCE	0- 1	1- 2	8- 1				
7- 1	0- 0	0- 0	HOME	0- 0	1- 1	6- 0				
0- 3	0- 0	0- 0	AWAY	0- 1	0- 1	0- 1				
2- 0	0- 0	0- 0	NEUTRAL	0- 0	0- 0	2- 0				
7- 11	0- 3	0- 0	CONFERENCE	0- 1	0- 2	7- 5				
4- 4	0- 1	0- 0	HOME	0- 1	0- 1	4- 1				
2- 6	0- 1	0- 0	AWAY	0- 0	0- 1	2- 4				
1- 1	0- 1	0- 0	NEUTRAL	0- 0	0- 0	1- 0				

RPI S Opponent	Score	RPI S Opponent	Score	RPI S Opponent	Score	RPI S Opponent	Score	Team's RPI: 190
6 A UConn	55 118			75 H Cincinnati	57 68	102 A Charlotte	46 52	
6 N UConn	65 92			77 A Duke	66 83	110 A Houston	52 63	
15 H UCF	58 61					114 H UNCW	68 71	
						115 H South Fla.	50 63	
						148 H Wake Forest	70 61	
						157 A Tulsa	64 60	
						157 H Tulsa	55 75	
						161 A William & Mary	43 63	
						165 A Temple	62 84	
						167 A Tulane	57 68	
						167 H Tulane	63 61	
						185 H Liberty	66 63	
						202 H UMES	84 69	
						214 H Monmouth	73 67	
						229 A SMU	64 54	
						229 H SMU	67 61	
						229 N SMU	50 48	
						232 A Memphis	46 58	
						232 H Memphis	68 59	
						257 A Wichita St.	47 57	
						257 H Wichita St.	78 56	
						291 H Kennesaw St.	68 56	
						300 N South Carolina St.	71 63	
						338 N Longwood	61 52	
						341 H Grand Canyon	59 47	
						343 H USC Upstate	63 53	
LAST 12 Division I GAMES:								
229 N SMU	50 48	110 A Houston	52 63	229 A SMU	64 54			
6 N UConn	65 92	232 H Memphis	68 59	6 A UConn	55 118			
229 H SMU	67 61	167 H Tulane	63 61	257 A Wichita St.	47 57			
157 A Tulsa	64 60							
75 H Cincinnati	57 68							
115 H South Fla.	50 63							

Non-Div I Games:

East Carolina

Loss, Non-Conf, S Site, H Home A Away N Neutral

Average RPI Win:	248	WON-LOST	WINNING	LAST 10	STRENGTH OF	OPP. STRENGTH	TEAM	ADJ.	CONF.	ADJ CONF.
Average RPI Loss:	188	RECORD	PCT. RANK	GAMES	SCHEDULE	OF SCHEDULE	RPI	RPI	RPI	RPI
DIV. I ONLY	8- 18	271	0- 1	255	288	295	295	22	22	
DIV. I NON-CONF.	3- 5	227	0- 0	264	274	248	248	22	22	
TOTALS	RPI 1-25	RPI 26-50	W-L RECORDS	RPI 51-100	RPI 101-150	RPI 150+				
8- 18	0- 0	0- 1	OVERALL	0- 1	1- 6	7- 10				
6- 5	0- 0	0- 0	HOME	0- 0	1- 2	5- 3				
1- 13	0- 0	0- 1	AWAY	0- 1	0- 4	1- 7				
1- 0	0- 0	0- 0	NEUTRAL	0- 0	0- 0	1- 0				
3- 5	0- 0	0- 0	NON-CONFERENCE	0- 1	0- 2	3- 2				
2- 0	0- 0	0- 0	HOME	0- 0	0- 0	2- 0				
0- 5	0- 0	0- 0	AWAY	0- 1	0- 2	0- 2				
1- 0	0- 0	0- 0	NEUTRAL	0- 0	0- 0	1- 0				
5- 13	0- 0	0- 1	CONFERENCE	0- 0	1- 4	4- 8				
4- 5	0- 0	0- 0	HOME	0- 0	1- 2	3- 3				
1- 8	0- 0	0- 1	AWAY	0- 0	0- 2	1- 5				
0- 0	0- 0	0- 0	NEUTRAL	0- 0	0- 0	0- 0				

RPI 1-25			RPI 26-50			RPI 51-100			RPI 101+			Team's RPI: 295
RPI	S	Opponent	Score	RPI	S	Opponent	Score	RPI	S	Opponent	Score	
				45	A	Belmont	57 98	74	A	Butler	37 72	
										111	A	UT Martin 66 90
										111	H	UT Martin 77 71
										123	A	Northern Ill. 59 78
										129	H	Morehead St. 57 67
										146	A	Tennessee Tech 88 99
										146	H	Tennessee Tech 51 68
										150	A	Bradley 64 67
										152	A	Southern Ill. 59 73
										211	A	Jacksonville St. 49 78
										211	H	Jacksonville St. 52 49
										230	H	Indiana St. 63 39
										238	A	SIUE 62 78
										238	H	SIUE 56 65
										242	N	Western Ill. 64 62
										243	A	Southeast Mo. St. 57 72
										243	H	Southeast Mo. St. 54 80
										259	A	Austin Peay 67 57
										259	H	Austin Peay 60 73
										260	A	Murray St. 51 60
										260	H	Murray St. 75 67
										305	A	Tennessee St. 66 70
										311	A	Valparaiso 60 62
										333	H	Eastern Ky. 80 60
										335	H	Purdue Fort Wayne 72 63
LAST 12 Division I GAMES:												
				146	H	Tennessee Tech	51 68	259	A	Austin Peay	67 57	
				211	H	Jacksonville St.	52 49	260	A	Murray St.	51 60	
				305	A	Tennessee St.	66 70	129	H	Morehead St.	57 67	
				45	A	Belmont	57 98	333	H	Eastern Ky.	80 60	
				243	H	Southeast Mo. St.	54 80	243	A	Southeast Mo. St.	57 72	
				238	A	SIUE	62 78	111	A	UT Martin	66 90	

Non-Div I Games: Lincoln Christian 97 34 Eureka 104 48 Oakland City 102 43

Eastern Ill.



Average RPI Win:	0	WON-LOST	WINNING	LAST 10	STRENGTH OF	OPP. STRENGTH	TEAM	ADJ.	CONF.	ADJ CONF.
Average RPI Loss:	174	RECORD	PCT. RANK	GAMES	SCHEDULE	OF SCHEDULE	RPI	RPI	RPI	RPI
DIV. I ONLY	0- 27	351	0- 1	124	253	333	333	22	22	
DIV. I NON-CONF.	0- 9	336	0- 1	36	164	283	283	22	22	
TOTALS	RPI 1-25	RPI 26-50	W-L RECORDS	RPI 51-100	RPI 101-150	RPI 150+				
0- 27	0- 1	0- 4	OVERALL	0- 2	0- 5	0- 15				
0- 11	0- 0	0- 1	HOME	0- 0	0- 3	0- 7				
0- 14	0- 0	0- 3	AWAY	0- 1	0- 2	0- 8				
0- 2	0- 1	0- 0	NEUTRAL	0- 1	0- 0	0- 0				
0- 9	0- 1	0- 2	NON-CONFERENCE	0- 2	0- 0	0- 4				
0- 2	0- 0	0- 0	HOME	0- 0	0- 0	0- 2				
0- 5	0- 0	0- 2	AWAY	0- 1	0- 0	0- 2				
0- 2	0- 1	0- 0	NEUTRAL	0- 1	0- 0	0- 0				
0- 18	0- 0	0- 2	CONFERENCE	0- 0	0- 5	0- 11				
0- 9	0- 0	0- 1	HOME	0- 0	0- 3	0- 5				
0- 9	0- 0	0- 1	AWAY	0- 0	0- 2	0- 6				
0- 0	0- 0	0- 0	NEUTRAL	0- 0	0- 0	0- 0				

RPI S	Opponent	Score	RPI S	Opponent	Score	RPI S	Opponent	Score	RPI S	Opponent	Score	Team's RPI: 333
21 N	Florida St.	45 62	33 A	Ohio	60 100	78 A	West Virginia	29 78	111 H	UT Martin	61 87	
			44 A	Miami (OH)	44 60	78 N	West Virginia	39 81	129 A	Morehead St.	52 68	
			45 A	Belmont	43 69				129 H	Morehead St.	61 64	
			45 H	Belmont	52 87				146 A	Tennessee Tech	57 77	
									146 H	Tennessee Tech	68 81	
									162 A	Akron	54 63	
									183 H	Saint Louis	43 70	
									211 A	Jacksonville St.	64 69	
									211 H	Jacksonville St.	44 53	
									225 H	George Mason	75 91	
									238 A	SIUE	55 74	
									243 H	Southeast Mo. St.	42 52	
									259 A	Austin Peay	65 100	
									259 H	Austin Peay	60 80	
									260 A	Murray St.	63 81	
									260 H	Murray St.	63 76	
									268 A	Western Mich.	53 64	
									295 A	Eastern Ill.	60 80	
									305 A	Tennessee St.	38 60	
									305 H	Tennessee St.	31 57	
LAST 12 Division I GAMES:												
78 N	West Virginia	39 81	260 H	Murray St.	63 76							
129 H	Morehead St.	61 64	305 H	Tennessee St.	31 57							
259 H	Austin Peay	60 80	45 H	Belmont	52 87							
211 A	Jacksonville St.	64 69	238 A	SIUE	55 74							
146 A	Tennessee Tech	57 77	295 A	Eastern Ill.	60 80							
129 A	Morehead St.	52 68	146 H	Tennessee Tech	68 81							

Non-Div I Games: Brescia 70 41 Ky. Christian 90 35

Eastern Ky.

Loss, Non-Conf, S Site, H Home A Away N Neutral

Average RPI Win:	245	WON-LOST	WINNING	LAST 10	STRENGTH OF	OPP. STRENGTH	TEAM	ADJ.	CONF.	ADJ CONF.
Average RPI Loss:	98	RECORD	PCT. RANK	GAMES	SCHEDULE	OF SCHEDULE	RPI	RPI	RPI	RPI
DIV. I ONLY	13- 17	211	1- 0	180	105	195	195	8	8	
DIV. I NON-CONF.	6- 4	125	0- 0	343	252	264	264	9	9	
TOTALS	RPI 1-25	RPI 26-50	W-L RECORDS	RPI 51-100	RPI 101-150	RPI 150+				
13- 17	0- 1	0- 6	OVERALL	0- 5	1- 2	12- 3				
8- 5	0- 0	0- 2	HOME	0- 2	1- 1	7- 0				
5- 8	0- 0	0- 3	AWAY	0- 2	0- 1	5- 2				
0- 4	0- 1	0- 1	NEUTRAL	0- 1	0- 0	0- 1				
6- 4	0- 1	0- 0	NON-CONFERENCE	0- 1	1- 0	5- 2				
4- 0	0- 0	0- 0	HOME	0- 0	1- 0	3- 0				
2- 1	0- 0	0- 0	AWAY	0- 0	0- 0	2- 1				
0- 3	0- 1	0- 0	NEUTRAL	0- 1	0- 0	0- 1				
7- 13	0- 0	0- 6	CONFERENCE	0- 4	0- 2	7- 1				
4- 5	0- 0	0- 2	HOME	0- 2	0- 1	4- 0				
3- 7	0- 0	0- 3	AWAY	0- 2	0- 1	3- 1				
0- 1	0- 0	0- 1	NEUTRAL	0- 0	0- 0	0- 0				

RPI 1-25				RPI 26-50				RPI 51-100				RPI 101+				Team's RPI: 195	
RPI	S	Opponent	Score	RPI	S	Opponent	Score	RPI	S	Opponent	Score	RPI	S	Opponent	Score		
11	N	Iowa St.	59 85	28	A	Central Mich.	61 71	74	N	Butler	63 73	123	A	Northern Ill.	60 70		
				28	H	Central Mich.	60 87	83	A	Toledo	43 63	123	H	Northern Ill.	65 68		
				28	N	Central Mich.	80 88	83	H	Toledo	67 70	140	H	Illinois St.	50 41		
				33	A	Ohio	44 85	84	A	Kent St.	64 71	162	A	Akron	61 59		
				36	H	Buffalo	84 91	84	H	Kent St.	54 67	162	A	Akron	72 60		
				44	A	Miami (OH)	58 63					162	H	Akron	67 60		
												218	H	Bowling Green	81 74		
												219	A	Ball St.	67 57		
												219	H	Ball St.	56 53		
												226	A	Illinois	66 72		
												268	A	Western Mich.	68 71		
												268	H	Western Mich.	64 61		
												281	H	Cleveland St.	69 63		
												307	N	UNC Greensboro	44 49		
												335	A	Purdue Fort Wayne	87 72		
												336	H	Detroit Mercy	60 53		
												338	A	Longwood	64 45		
												339	H	UIC	52 38		
LAST 12 Division I GAMES:																	
				162	A	Akron	61 59	268	A	Western Mich.	68 71						
				28	N	Central Mich.	80 88	162	H	Akron	67 60						
				219	A	Ball St.	67 57	219	H	Ball St.	56 53						
				83	H	Toledo	67 70	84	H	Kent St.	54 67						
				28	H	Central Mich.	60 87	83	A	Toledo	43 63						
				123	A	Northern Ill.	60 70	44	A	Miami (OH)	58 63						

Non-Div I Games: Northwood 53 39

Eastern Mich.

■ Loss, 
 ■ Non-Conf, 
 ■ S Site, 
 ■ Home 
 ■ A Away 
 N Neutral

Average RPI Win:	208	WON-LOST	WINNING	LAST 10	STRENGTH OF	OPP. STRENGTH	TEAM	ADJ.	CONF.	ADJ CONF.
Average RPI Loss:	132	RECORD	PCT. RANK	GAMES	SCHEDULE	OF SCHEDULE	RPI	RPI	RPI	RPI
DIV. I ONLY	12- 19	236	2- 0	96	182	184	184	16	16	
DIV. I NON-CONF.	0- 8	336	0- 0	13	101	239	239	13	13	
TOTALS	RPI 1-25	RPI 26-50	W-L RECORDS	RPI 51-100	RPI 101-150	RPI 150+				
12- 19	0- 2	0- 2	OVERALL	0- 3	4- 7	8- 5				
3- 10	0- 1	0- 0	HOME	0- 2	0- 5	3- 2				
6- 7	0- 0	0- 2	AWAY	0- 1	2- 2	4- 2				
3- 2	0- 1	0- 0	NEUTRAL	0- 0	2- 0	1- 1				
0- 8	0- 2	0- 2	NON-CONFERENCE	0- 1	0- 1	0- 2				
0- 3	0- 1	0- 0	HOME	0- 1	0- 1	0- 0				
0- 3	0- 0	0- 2	AWAY	0- 0	0- 0	0- 1				
0- 2	0- 1	0- 0	NEUTRAL	0- 0	0- 0	0- 1				
12- 11	0- 0	0- 0	CONFERENCE	0- 2	4- 6	8- 3				
3- 7	0- 0	0- 0	HOME	0- 1	0- 4	3- 2				
6- 4	0- 0	0- 0	AWAY	0- 1	2- 2	4- 1				
3- 0	0- 0	0- 0	NEUTRAL	0- 0	2- 0	1- 0				

RPI 1-25				RPI 26-50				RPI 51-100				RPI 101+ Team's RPI: 184			
RPI	S	Opponent	Score	RPI	S	Opponent	Score	RPI	S	Opponent	Score	RPI	S	Opponent	Score
13	H	Gonzaga	51 63	26	A	BYU	65 80	87	A	Idaho	68 84	108	A	Idaho St.	48 63
24	N	Oregon St.	45 93	38	A	Boise St.	55 67	87	H	Idaho	74 75	108	H	Idaho St.	45 74
								92	H	Utah	51 95	108	N	Idaho St.	67 65
												109	A	Portland St.	57 76
												109	H	Portland St.	64 76
												120	H	Fresno St.	58 68
												128	A	Northern Colo.	76 72
												128	H	Northern Colo.	62 67
												128	N	Northern Colo.	59 57
												147	A	Montana St.	89 87
												147	H	Montana St.	47 61
												151	N	UC Riverside	45 57
												188	A	Montana	68 62
												188	H	Montana	67 64
												221	A	Northern Ariz.	64 62
												221	H	Northern Ariz.	81 76
												265	A	Sacramento St.	71 62
												265	H	Sacramento St.	70 73
												271	A	Southern Utah	63 73
												271	H	Southern Utah	80 66
												313	A	Weber St.	64 58
												313	H	Weber St.	66 70
												313	N	Weber St.	81 74
												316	A	Cal Poly	55 59
LAST 12 Division I GAMES:															
				313	N	Weber St.	81 74	265	A	Sacramento St.	71 62				
				128	N	Northern Colo.	59 57	221	H	Northern Ariz.	81 76				
				108	N	Idaho St.	67 65	271	H	Southern Utah	80 66				
				313	H	Weber St.	66 70	87	H	Idaho	74 75				
				108	H	Idaho St.	45 74	128	A	Northern Colo.	76 72				
				109	A	Portland St.	57 76	188	H	Montana	67 64				

Non-Div I Games: Eastern Ore. 66 45

Eastern Wash.

■ Loss, 
■ Non-Conf, 
■ S Site, 
■ H Home 
■ A Away 
N Neutral

Average RPI Win: <b>245</b>	WON-LOST	WINNING	LAST 10	STRENGTH OF	OPP. STRENGTH	TEAM	ADJ.	CONF.	ADJ CONF.
Average RPI Loss: <b>114</b>	RECORD	PCT. RANK	GAMES	SCHEDULE	OF SCHEDULE	RPI	RPI	RPI	RPI
DIV. I ONLY	8- 21	285	0- 1	102	135	237	237	10	10
DIV. I NON-CONF.	4- 6	212	0- 0	114	235	180	180	10	10
TOTALS	RPI 1-25	RPI 26-50	W-L RECORDS	RPI 51-100	RPI 101-150	RPI 150+			
8- 21	0- 2	0- 2	OVERALL	0- 5	0- 8	8- 4			
4- 10	0- 1	0- 2	HOME	0- 2	0- 4	4- 1			
4- 10	0- 1	0- 0	AWAY	0- 3	0- 4	4- 2			
0- 1	0- 0	0- 0	NEUTRAL	0- 0	0- 0	0- 1			
4- 6	0- 0	0- 2	NON-CONFERENCE	0- 1	0- 2	4- 1			
2- 3	0- 0	0- 2	HOME	0- 0	0- 1	2- 0			
2- 3	0- 0	0- 0	AWAY	0- 1	0- 1	2- 1			
0- 0	0- 0	0- 0	NEUTRAL	0- 0	0- 0	0- 0			
4- 15	0- 2	0- 0	CONFERENCE	0- 4	0- 6	4- 3			
2- 7	0- 1	0- 0	HOME	0- 2	0- 3	2- 1			
2- 7	0- 1	0- 0	AWAY	0- 2	0- 3	2- 1			
0- 1	0- 0	0- 0	NEUTRAL	0- 0	0- 0	0- 1			

RPI 1-25				RPI 26-50				RPI 51-100				RPI 101+ Team's RPI: 237			
RPI	S	Opponent	Score	RPI	S	Opponent	Score	RPI	S	Opponent	Score	RPI	S	Opponent	Score
25	A	James Madison	30 <b>82</b>	37	H	North Carolina	69 <b>100</b>	63	A	Drexel	45 <b>68</b>	114	A	UNCW	51 <b>76</b>
25	H	James Madison	46 <b>74</b>	48	H	Auburn	44 <b>96</b>	63	H	Drexel	44 <b>59</b>	114	H	UNCW	70 <b>75</b>
								77	A	Duke	64 <b>81</b>	119	H	Marist	57 <b>61</b>
								98	A	Northeastern	71 <b>79</b>	124	A	Towson	58 <b>59</b>
								98	H	Northeastern	57 <b>83</b>	124	H	Towson	50 <b>59</b>
												126	A	Delaware	59 <b>71</b>
												126	H	Delaware	63 <b>74</b>
												130	A	Appalachian St.	62 <b>65</b>
												153	H	Davidson	73 72
												161	A	William & Mary	60 <b>65</b>
												161	H	William & Mary	59 <b>64</b>
												194	A	Hampton	77 62
												196	H	N.C. A&T	73 64
												246	A	Hofstra	77 64
												246	H	Hofstra	55 52
												246	N	Hofstra	75 <b>77</b>
												296	A	Col. of Charleston	72 52
												296	H	Col. of Charleston	76 68
												306	A	Winthrop	57 <b>58</b>
												334	A	N.C. Central	83 54
LAST 12 Division I GAMES:															
246	N	Hofstra	75 <b>77</b>	25	H	James Madison	46 <b>74</b>								
98	H	Northeastern	57 <b>83</b>	161	H	William & Mary	59 <b>64</b>								
246	H	Hofstra	55 52	296	A	Col. of Charleston	72 52								
63	A	Drexel	45 <b>68</b>	114	A	UNCW	51 <b>76</b>								
126	A	Delaware	59 <b>71</b>	126	H	Delaware	63 <b>74</b>								
124	H	Towson	50 <b>59</b>	63	H	Drexel	44 <b>59</b>								

Non-Div I Games: Chowan

88 74

Elon

Average RPI Win:	287	WON-LOST	WINNING	LAST 10	STRENGTH OF	OPP. STRENGTH	TEAM	ADJ.	CONF.	ADJ CONF.
Average RPI Loss:	174	RECORD	PCT. RANK	GAMES	SCHEDULE	OF SCHEDULE	RPI	RPI	RPI	RPI
DIV. I ONLY	4- 25	339	0- 1	247	236	331	331	13	13	
DIV. I NON-CONF.	2- 9	297	0- 0	330	337	345	345	15	15	
TOTALS	RPI 1-25	RPI 26-50	W-L RECORDS	RPI 51-100	RPI 101-150	RPI 150+				
4- 25	0- 2	0- 0	OVERALL	0- 4	0- 6	4- 13				
2- 12	0- 1	0- 0	HOME	0- 2	0- 2	2- 7				
2- 13	0- 1	0- 0	AWAY	0- 2	0- 4	2- 6				
0- 0	0- 0	0- 0	NEUTRAL	0- 0	0- 0	0- 0				
2- 9	0- 0	0- 0	NON-CONFERENCE	0- 0	0- 2	2- 7				
1- 4	0- 0	0- 0	HOME	0- 0	0- 0	1- 4				
1- 5	0- 0	0- 0	AWAY	0- 0	0- 2	1- 3				
0- 0	0- 0	0- 0	NEUTRAL	0- 0	0- 0	0- 0				
2- 16	0- 2	0- 0	CONFERENCE	0- 4	0- 4	2- 6				
1- 8	0- 1	0- 0	HOME	0- 2	0- 2	1- 3				
1- 8	0- 1	0- 0	AWAY	0- 2	0- 2	1- 3				
0- 0	0- 0	0- 0	NEUTRAL	0- 0	0- 0	0- 0				

RPI S	Opponent	Score	RPI S	Opponent	Score	RPI S	Opponent	Score	RPI S	Opponent	Score	Team's RPI: 331
16	A Drake	39 66				70	A Missouri St.	66 88	118	A Dayton	30 69	
16	H Drake	47 78				70	H Missouri St.	46 88	129	A Morehead St.	63 85	
						91	A UNI	46 95	140	A Illinois St.	59 82	
						91	H UNI	46 74	140	H Illinois St.	61 72	
									150	A Bradley	63 81	
									150	H Bradley	68 75	
									152	A Southern Ill.	47 67	
									152	H Southern Ill.	60 80	
									186	A Wisconsin	60 96	
									217	A Marshall	65 72	
									230	A Indiana St.	59 56	
									230	H Indiana St.	69 76	
									238	H SIUE	45 54	
									243	H Southeast Mo. St.	50 54	
									253	A Loyola Chicago	56 61	
									253	H Loyola Chicago	51 71	
									259	H Austin Peay	56 52	
									260	A Murray St.	53 81	
									311	A Valparaiso	49 93	
									311	H Valparaiso	77 65	
									335	H Purdue Fort Wayne	66 72	
									339	H UIC	54 62	
									348	A Chicago St.	67 58	
LAST 12 Division I GAMES:												
152	H	Southern Ill.	60	80	311	H	Valparaiso	77	65			
70	H	Missouri St.	46	88	150	A	Bradley	63	81			
230	A	Indiana St.	59	56	140	A	Illinois St.	59	82			
91	A	UNI	46	95	230	H	Indiana St.	69	76			
16	A	Drake	39	66	16	H	Drake	47	78			
253	H	Loyola Chicago	51	71	91	H	UNI	46	74			

Non-Div I Games:

Evansville

■ Loss, 
■ Non-Conf, 
■ S Site, 
■ H Home 
■ A Away 
N Neutral

Average RPI Win:	240	WON-LOST	WINNING	LAST 10	STRENGTH OF	OPP. STRENGTH	TEAM	ADJ.	CONF.	ADJ CONF.
Average RPI Loss:	52	RECORD	PCT. RANK	GAMES	SCHEDULE	OF SCHEDULE	RPI	RPI	RPI	RPI
DIV. I ONLY	25- 4	13	2- 0	242	234	64	64	24	24	
DIV. I NON-CONF.	7- 4	108	0- 0	69	94	69	69	26	26	
TOTALS	RPI 1-25	RPI 26-50	W-L RECORDS	RPI 51-100	RPI 101-150	RPI 150+				
25- 4	0- 1	0- 1	OVERALL	1- 1	2- 1	22- 0				
14- 1	0- 0	0- 0	HOME	0- 0	2- 1	12- 0				
10- 2	0- 0	0- 1	AWAY	0- 1	0- 0	10- 0				
1- 1	0- 1	0- 0	NEUTRAL	1- 0	0- 0	0- 0				
7- 4	0- 1	0- 1	NON-CONFERENCE	1- 1	2- 1	4- 0				
4- 1	0- 0	0- 0	HOME	0- 0	2- 1	2- 0				
2- 2	0- 0	0- 1	AWAY	0- 1	0- 0	2- 0				
1- 1	0- 1	0- 0	NEUTRAL	1- 0	0- 0	0- 0				
18- 0	0- 0	0- 0	CONFERENCE	0- 0	0- 0	18- 0				
10- 0	0- 0	0- 0	HOME	0- 0	0- 0	10- 0				
8- 0	0- 0	0- 0	AWAY	0- 0	0- 0	8- 0				
0- 0	0- 0	0- 0	NEUTRAL	0- 0	0- 0	0- 0				

RPI 1-25				RPI 26-50				RPI 51-100				Team's RPI: 64	RPI 101+						
RPI	S	Opponent	Score	RPI	S	Opponent	Score	RPI	S	Opponent	Score		RPI	S	Opponent	Score			
4	N	Stanford	65 88	27	A	South Dakota St.	62 80	76	N	American	90 71		101	H	UAB	60 62			
								77	A	Duke	41 57		110	H	Houston	76 71			
													144	H	Abilene Christian	81 65			
													185	A	Liberty	65 64			
													185	H	Liberty	68 50			
													199	A	Hawaii	73 67			
													201	A	North Ala.	68 52			
													201	H	North Ala.	76 51			
													207	A	Saint Francis (PA)	83 69			
													208	A	Stetson	73 40			
													208	H	Stetson	61 42			
													233	A	Jacksonville	68 62			
													233	H	Jacksonville	82 58			
													236	A	North Florida	105 66			
													236	H	North Florida	80 48			
													291	A	Kennesaw St.	69 46			
													291	H	Kennesaw St.	77 48			
													291	H	Kennesaw St.	79 48			
													314	H	Coppin St.	93 61			
													320	H	FIU	100 58			
LAST 12 Division I GAMES:																			
				325	H	NJIT	58 45			208	A	Stetson	73 40			325	A	NJIT	67 35
				291	H	Kennesaw St.	77 48			325	H	NJIT	61 42			325	H	NJIT	61 42
				208	H	Stetson	61 42			185	A	Liberty	65 64			325	H	NJIT	58 45
				233	A	Jacksonville	68 62			201	H	North Ala.	76 51			330	A	Lipscomb	80 46
				291	H	Kennesaw St.	79 48			233	H	Jacksonville	82 58			330	H	Lipscomb	82 40
				330	A	Lipscomb	80 46			325	A	NJIT	67 35						

Non-Div I Games: Fla. Memorial 99 68 Johnson &amp; Wales (FI109 64

FGCU

Loss, Non-Conf, S Site, H Home A Away N Neutral

Average RPI Win:	322	WON-LOST	WINNING	LAST 10	STRENGTH OF	OPP. STRENGTH	TEAM	ADJ.	CONF.	ADJ CONF.
Average RPI Loss:	157	RECORD	PCT. RANK	GAMES	SCHEDULE	OF SCHEDULE	RPI	RPI	RPI	RPI
DIV. I ONLY	5- 23	328	0- 1	159	251	320	320	14	14	
DIV. I NON-CONF.	3- 9	271	0- 1	163	347	312	312	17	17	
TOTALS	RPI 1-25	RPI 26-50	W-L RECORDS	RPI 51-100	RPI 101-150	RPI 150+				
5- 23	0- 1	0- 1	OVERALL	0- 2	0- 7	5- 12				
5- 12	0- 1	0- 0	HOME	0- 1	0- 5	5- 5				
0- 11	0- 0	0- 1	AWAY	0- 1	0- 2	0- 7				
0- 0	0- 0	0- 0	NEUTRAL	0- 0	0- 0	0- 0				
3- 9	0- 1	0- 0	NON-CONFERENCE	0- 1	0- 2	3- 5				
3- 6	0- 1	0- 0	HOME	0- 0	0- 2	3- 3				
0- 3	0- 0	0- 0	AWAY	0- 1	0- 0	0- 2				
0- 0	0- 0	0- 0	NEUTRAL	0- 0	0- 0	0- 0				
2- 14	0- 0	0- 1	CONFERENCE	0- 1	0- 5	2- 7				
2- 6	0- 0	0- 0	HOME	0- 1	0- 3	2- 2				
0- 8	0- 0	0- 1	AWAY	0- 0	0- 2	0- 5				
0- 0	0- 0	0- 0	NEUTRAL	0- 0	0- 0	0- 0				

RPI 1-25			RPI 26-50			RPI 51-100			RPI 101+			Team's RPI: 320
RPI	S	Opponent	Score	RPI	S	Opponent	Score	RPI	S	Opponent	Score	
18	H	Miami (FL)	43 94	35	A	Rice	44 76	64	A	FGCU	58 100	101 H UAB 59 83
								68	H	Middle Tenn.	43 49	102 A Charlotte 54 69
												102 H Charlotte 53 62
												103 A Old Dominion 68 95
												105 H Western Ky. 82 94
												113 H South Alabama 77 84
												139 H Georgia St. 61 67
												172 A Louisiana Tech 72 90
												177 A North Texas 50 75
												193 A Southern Miss. 57 71
												210 H Campbell 54 59
												217 A Marshall 42 87
												217 H Marshall 58 86
												220 A Bethune-Cookman 57 68
												222 H Howard 62 89
												233 H Jacksonville 62 73
												236 A North Florida 53 62
												256 H UTEP 55 60
												302 H UTSA 51 40
												303 A Fla. Atlantic 55 77
												303 H Fla. Atlantic 56 49
												310 H Morgan St. 59 50
												346 H Florida A&M 77 54
												350 H Alcorn 75 40
LAST 12 Division I GAMES:												
113	H	South Alabama	77 84	35	A	Rice	44 76	256	H	UTEP	55 60	
210	H	Campbell	54 59	302	H	UTSA	51 40	172	A	Louisiana Tech	72 90	
217	A	Marshall	42 87	193	A	Southern Miss.	57 71	303	A	Fla. Atlantic	55 77	
102	H	Charlotte	53 62	50	A	North Texas	75					
303	H	Fla. Atlantic	56 49									
177	A	North Texas	50 75									

Non-Div I Games: Palm Beach Atl. 63 66

FIU

Loss, Non-Conf, S Site, H Home A Away N Neutral

FairfieldFairfield

Fairfield



Through Games of March 15, 1915				Through Games of March 15, 1915						
Average RPI Win: 330		WON-LOST	WINNING	LAST 10	STRENGTH OF	OPP. STRENGTH	TEAM	ADJ.	CONF.	ADJ CONF.
Average RPI Loss: 241		RECORD	PCT. RANK	GAMES	SCHEDULE	OF SCHEDULE	RPI	RPI	RPI	RPI
DIV. I ONLY		6- 22	311	0- 1	339	351	344	344	31	31
DIV. I NON-CONF.		1- 8	322	0- 0	338	350	351	351	31	31
TOTALS		RPI 1-25	RPI 26-50	W-L RECORDS	RPI 51-100	RPI 101-150	RPI 150+			
6- 22	0- 0		0- 0	OVERALL	0- 0	0- 1	6- 21			
4- 8	0- 0		0- 0	HOME	0- 0	0- 0	4- 8			
2- 14	0- 0		0- 0	AWAY	0- 0	0- 1	2- 13			
0- 0	0- 0		0- 0	NEUTRAL	0- 0	0- 0	0- 0			
1- 8	0- 0		0- 0	NON-CONFERENCE	0- 0	0- 1	1- 7			
1- 2	0- 0		0- 0	HOME	0- 0	0- 0	1- 2			
0- 6	0- 0		0- 0	AWAY	0- 0	0- 1	0- 5			
0- 0	0- 0		0- 0	NEUTRAL	0- 0	0- 0	0- 0			
5- 14	0- 0		0- 0	CONFERENCE	0- 0	0- 0	5- 14			
3- 6	0- 0		0- 0	HOME	0- 0	0- 0	3- 6			
2- 8	0- 0		0- 0	AWAY	0- 0	0- 0	2- 8			
0- 0	0- 0		0- 0	NEUTRAL	0- 0	0- 0	0- 0			

[illegible]

Non-Div I Games:	Georgian Court	70	45	Rutgers-Newark	97	51
------------------	----------------	----	----	----------------	----	----

Fairleigh Dickinson

■ Loss, ■ Non-Conf, S Site, H Home A Away N Neutral

RPI	S	Opponent	Score	
351	A	LIU Brooklyn	69	52
351	H	LIU Brooklyn	68	49

F  
a  
i  
r  
l  
e  
i  
g  
h  
D  
i  
c  
k  
i  
n  
s  
o  
n

F  
a  
i  
r  
l  
e  
i  
g  
h  
D  
i  
c  
k  
i  
n  
s  
o  
n

Fairleigh Dickinson

Average RPI Win:	297	WON-LOST	WINNING	LAST 10	STRENGTH OF	OPP. STRENGTH	TEAM	ADJ.	CONF.	ADJ CONF.
Average RPI Loss:	149	RECORD	PCT. RANK	GAMES	SCHEDULE	OF SCHEDULE	RPI	RPI	RPI	RPI
DIV. I ONLY	5- 25	332	0- 1	133	207	303	303	14	14	
DIV. I NON-CONF.	3- 10	278	0- 0	165	311	288	288	17	17	
TOTALS	RPI 1-25	RPI 26-50	W-L RECORDS	RPI 51-100	RPI 101-150	RPI 150+				
5- 25	0- 0	0- 2	OVERALL	0- 3	0- 8	5- 12				
4- 12	0- 0	0- 0	HOME	0- 1	0- 5	4- 6				
1- 12	0- 0	0- 2	AWAY	0- 2	0- 2	1- 6				
0- 1	0- 0	0- 0	NEUTRAL	0- 0	0- 1	0- 0				
3- 10	0- 0	0- 1	NON-CONFERENCE	0- 1	0- 2	3- 6				
2- 6	0- 0	0- 0	HOME	0- 0	0- 2	2- 4				
1- 4	0- 0	0- 1	AWAY	0- 1	0- 0	1- 2				
0- 0	0- 0	0- 0	NEUTRAL	0- 0	0- 0	0- 0				
2- 15	0- 0	0- 1	CONFERENCE	0- 2	0- 6	2- 6				
2- 6	0- 0	0- 0	HOME	0- 1	0- 3	2- 2				
0- 8	0- 0	0- 1	AWAY	0- 1	0- 2	0- 4				
0- 1	0- 0	0- 0	NEUTRAL	0- 0	0- 1	0- 0				

RPI S	Opponent	Score	RPI S	Opponent	Score	RPI S	Opponent	Score	RPI S	Opponent	Score	Team's RPI: 303
35	A Rice	63	42	A Michigan St.	89	68	A Middle Tenn.	74	101	H UAB	89	
						68	H Middle Tenn.	74	102	A Charlotte	68	
						73	A Little Rock	61	103	A Old Dominion	87	
									103	H Old Dominion	68	
									103	N Old Dominion	60	
									105	H Western Ky.	81	
									139	H Georgia St.	75	
									150	H Bradley	80	
									167	A Tulane	88	
									172	A Louisiana Tech	86	
									177	A North Texas	82	
									183	H Saint Louis	93	
									192	A Furman	73	
									193	A Southern Miss.	67	
									194	H Hampton	72	
									196	H N.C. A&T	67	
									217	H Marshall	72	
									256	H UTEP	70	
									268	H Western Mich.	69	
									270	H Richmond	55	
									276	A Siena	66	
									302	H UTSA	70	
									318	H Lafayette	49	
									320	A FIU	56	
									320	H FIU	55	
LAST 12 Division I GAMES:												
103	N Old Dominion	32	60	35	A Rice	35	63					
183	H Saint Louis	61	93	177	A North Texas	62	82					
150	H Bradley	59	80	302	H UTSA	86	70					
103	H Old Dominion	64	68	256	H UTEP	44	70					
68	A Middle Tenn.	48	74	193	A Southern Miss.	45	67					
320	A FIU	49	56	172	A Louisiana Tech	55	86					

Non-Div I Games:

Fla. Atlantic

■ Loss, 
 ■ Non-Conf, 
 ■ S Site, 
 ■ Home 
 ■ A Away 
 N Neutral

Average RPI Win:	204	WON-LOST	WINNING	LAST 10	STRENGTH OF	OPP. STRENGTH	TEAM	ADJ.	CONF.	ADJ CONF.
Average RPI Loss:	89	RECORD	PCT. RANK	GAMES	SCHEDULE	OF SCHEDULE	RPI	RPI	RPI	RPI
DIV. I ONLY	8- 23	297	0- 1	59	69	213	213	5	5	
DIV. I NON-CONF.	4- 9	252	0- 0	129	194	252	252	5	5	
TOTALS	RPI 1-25	RPI 26-50	W-L RECORDS	RPI 51-100	RPI 101-150	RPI 150+				
8- 23	0- 6	1- 3	OVERALL	0- 6	1- 4	6- 4				
6- 9	0- 3	1- 1	HOME	0- 2	1- 2	4- 1				
1- 12	0- 3	0- 1	AWAY	0- 3	0- 2	1- 3				
1- 2	0- 0	0- 1	NEUTRAL	0- 1	0- 0	1- 0				
4- 9	0- 1	0- 1	NON-CONFERENCE	0- 3	1- 2	3- 2				
4- 3	0- 0	0- 0	HOME	0- 1	1- 1	3- 1				
0- 5	0- 1	0- 1	AWAY	0- 1	0- 1	0- 1				
0- 1	0- 0	0- 0	NEUTRAL	0- 1	0- 0	0- 0				
4- 14	0- 5	1- 2	CONFERENCE	0- 3	0- 2	3- 2				
2- 6	0- 3	1- 1	HOME	0- 1	0- 1	1- 0				
1- 7	0- 2	0- 0	AWAY	0- 2	0- 1	1- 2				
1- 1	0- 0	0- 1	NEUTRAL	0- 0	0- 0	1- 0				

RPI S	Opponent	Score	RPI S	Opponent	Score	RPI S	Opponent	Score	RPI S	Opponent	Score	Team's RPI: 213
8	H Mississippi St.	42 90	31	H Missouri	58 56	57	A Tennessee	50 67	112	A Georgia	58 93	
17	H Texas A&M	62 80	31	N Missouri	56 87	65	H Arkansas	73 83	112	H Georgia	57 69	
19	A South Carolina	40 71	47	A Indiana	64 83	86	A LSU	51 69	117	H Northwestern	74 83	
19	H South Carolina	77 96	48	H Auburn	56 64	92	N Utah	58 74	131	A Mercer	82 92	
21	A Florida St.	56 63				98	H Northeastern	66 79	142	H Texas Tech	72 67	
22	A Kentucky	51 62				100	A Ohio St.	41 46	158	A Alabama	67 74	
									158	H Alabama	57 55	
									203	A UNLV	53 56	
									206	A Vanderbilt	78 66	
									220	H Bethune-Cookman	64 53	
									239	A Ole Miss	66 76	
									239	N Ole Miss	64 57	
									240	H Gardner-Webb	58 60	
									293	H Charleston So.	70 60	
									346	H Florida A&M	62 38	
LAST 12 Division I GAMES:												
			31	N Missouri	56 87	86	A LSU	51 69				
			239	N Ole Miss	64 57	19	H South Carolina	77 96				
			203	A UNLV	53 56	112	A Georgia	58 93				
			206	A Vanderbilt	78 66	158	H Alabama	57 55				
			112	H Georgia	57 69	22	A Kentucky	51 62				
			17	H Texas A&M	62 80	57	A Tennessee	50 67				

Non-Div I Games:

Florida

■ Loss, 
■ Non-Conf, S Site, 
■ Home 
■ Away 
N Neutral

Average RPI Win:	243	WON-LOST	WINNING	LAST 10	STRENGTH OF	OPP. STRENGTH	TEAM	ADJ.	CONF.	ADJ CONF.
Average RPI Loss:	235	RECORD	PCT. RANK	GAMES	SCHEDULE	OF SCHEDULE	RPI	RPI	RPI	RPI
DIV. I ONLY	3- 25	343	0- 1	301	345	346	346	32	32	
DIV. I NON-CONF.	1- 10	329	0- 0	268	176	340	340	32	32	
TOTALS	RPI 1-25	RPI 26-50	W-L RECORDS	RPI 51-100	RPI 101-150	RPI 150+				
3- 25	0- 1	1- 0	OVERALL	0- 1	0- 0	2- 23				
2- 8	0- 0	1- 0	HOME	0- 0	0- 0	1- 8				
1- 13	0- 1	0- 0	AWAY	0- 1	0- 0	1- 11				
0- 4	0- 0	0- 0	NEUTRAL	0- 0	0- 0	0- 4				
1- 10	0- 1	1- 0	NON-CONFERENCE	0- 1	0- 0	0- 8				
1- 1	0- 0	1- 0	HOME	0- 0	0- 0	0- 1				
0- 6	0- 1	0- 0	AWAY	0- 1	0- 0	0- 4				
0- 3	0- 0	0- 0	NEUTRAL	0- 0	0- 0	0- 3				
2- 15	0- 0	0- 0	CONFERENCE	0- 0	0- 0	2- 15				
1- 7	0- 0	0- 0	HOME	0- 0	0- 0	1- 7				
1- 7	0- 0	0- 0	AWAY	0- 0	0- 0	1- 7				
0- 1	0- 0	0- 0	NEUTRAL	0- 0	0- 0	0- 1				

RPI S	Opponent	Score	RPI S	Opponent	Score	RPI S	Opponent	Score	RPI S	Opponent	Score	Team's RPI: 346
18	A Miami (FL)	54 103	44	H Miami (OH)	57 56	57	A Tennessee	31 96	167	N Tulane	34 78	
									196	A N.C. A&T	53 77	
									196	H N.C. A&T	48 56	
									202	H UMES	36 68	
									208	A Stetson	44 69	
									211	H Jacksonville St.	31 62	
									213	A Florida	38 62	
									220	A Bethune-Cookman	60 70	
									220	H Bethune-Cookman	50 52	
									222	A Howard	68 74	
									222	H Howard	59 81	
									222	N Howard	53 59	
									236	A North Florida	53 64	
									268	N Western Mich.	50 69	
									276	A Norfolk St.	58 60	
									276	H Norfolk St.	45 69	
									300	A South Carolina St.	48 61	
									310	A Morgan St.	71 75	
									314	A Coppin St.	53 73	
									320	A FIU	54 77	
									326	N Omaha	50 57	
									334	H N.C. Central	57 64	
									340	H Delaware St.	57 52	
									345	A Savannah St.	60 55	
									345	H Savannah St.	50 54	
LAST 12 Division I GAMES:												
222	N	Howard	53	59	345	A	Savannah St.	60	55			
326	N	Omaha	50	57	276	H	Norfolk St.	45	69			
220	A	Bethune-Cookman	60	70	222	H	Howard	59	81			
196	A	N.C. A&T	53	77	334	H	N.C. Central	57	64			
220	H	Bethune-Cookman	50	52	196	H	N.C. A&T	48	56			
300	A	South Carolina St.	48	61	310	A	Morgan St.	71	75			

Non-Div I Games: Edward Waters 70 64

Florida A&amp;M

■ Loss, 
 ■ Non-Conf, 
 ■ S Site, 
 ■ Home 
 ■ A Away 
 N Neutral

Average RPI Win:	121	WON-LOST	WINNING	LAST 10	STRENGTH OF	OPP. STRENGTH	TEAM	ADJ.	CONF.	ADJ CONF.
Average RPI Loss:	28	RECORD	PCT. RANK	GAMES	SCHEDULE	OF SCHEDULE	RPI	RPI	RPI	RPI
DIV. I ONLY	23- 8	51	0- 1	33	11	21	21	1	1	
DIV. I NON-CONF.	12- 1	11	0- 0	148	83	31	31	1	1	
TOTALS	RPI 1-25	RPI 26-50	W-L RECORDS	RPI 51-100	RPI 101-150	RPI 150+				
23- 8	3- 5	1- 2	OVERALL	7- 1	7- 0	5- 0				
12- 4	2- 2	0- 1	HOME	3- 1	4- 0	3- 0				
8- 3	0- 2	1- 1	AWAY	3- 0	3- 0	1- 0				
3- 1	1- 1	0- 0	NEUTRAL	1- 0	0- 0	1- 0				
12- 1	1- 0	0- 0	NON-CONFERENCE	2- 1	4- 0	5- 0				
7- 1	0- 0	0- 0	HOME	2- 1	2- 0	3- 0				
3- 0	0- 0	0- 0	AWAY	0- 0	2- 0	1- 0				
2- 0	1- 0	0- 0	NEUTRAL	0- 0	0- 0	1- 0				
11- 7	2- 5	1- 2	CONFERENCE	5- 0	3- 0	0- 0				
5- 3	2- 2	0- 1	HOME	1- 0	2- 0	0- 0				
5- 3	0- 2	1- 1	AWAY	3- 0	1- 0	0- 0				
1- 1	0- 1	0- 0	NEUTRAL	1- 0	0- 0	0- 0				

RPI	S	Opponent	Score	RPI	S	Opponent	Score	RPI	S	Opponent	Score	RPI	S	Opponent	Score
1	A	Notre Dame	70 97	37	A	North Carolina	64 63	66	A	Georgia Tech	64 55	116	A	St. John's (NY)	57 53
3	H	Louisville	49 68	49	A	Clemson	68 73	72	A	Virginia Tech	56 54	127	H	Pittsburgh	78 46
7	N	Iowa	71 67	49	H	Clemson	45 57	77	H	Duke	66 62	131	A	Mercer	57 56
9	H	NC State	75 70					77	N	Duke	51 41	133	A	Boston College	91 71
9	N	NC State	62 69					85	H	Troy	103 67	139	H	Georgia St.	79 43
10	H	Syracuse	88 94					86	H	LSU	45 58	145	H	Penn St.	87 58
18	A	Miami (FL)	54 64					93	H	Creighton	71 52	148	H	Wake Forest	85 61
18	H	Miami (FL)	62 58					96	A	Virginia	63 61	198	A	Milwaukee	87 62
												213	H	Florida	63 56
												233	H	Jacksonville	79 46
												236	H	North Florida	74 53
												333	N	Eastern Ky.	62 45
LAST 12 Division I GAMES:															
		9 N NC State	62 69			127 H Pittsburgh	78 46								
		77 N Duke	51 41			49 A Clemson	68 73								
		7 N Iowa	71 67			1 A Notre Dame	70 97								
		66 A Georgia Tech	64 55			9 H NC State	75 70								
		10 H Syracuse	88 94			148 H Wake Forest	85 61								
		18 A Miami (FL)	54 64			18 H Miami (FL)	62 58								

Non-Div I Games:

Florida St.

■ Loss, 
 ■ Non-Conf, 
 ■ S Site, 
 ■ H Home 
 ■ A Away 
 N Neutral

Average RPI Win: <b>196</b>	WON-LOST	WINNING	LAST 10	STRENGTH OF	OPP. STRENGTH	TEAM	ADJ.	CONF.	ADJ CONF.
Average RPI Loss: <b>104</b>	RECORD	PCT. RANK	GAMES	SCHEDULE	OF SCHEDULE	RPI	RPI	RPI	RPI
DIV. I ONLY	25- 8	46	3- 0	202	112	82	82	17	17
DIV. I NON-CONF.	9- 5	104	0- 0	229	26	133	133	16	16
TOTALS	RPI 1-25	RPI 26-50	W-L RECORDS	RPI 51-100	RPI 101-150	RPI 150+			
25- 8	0- 0	0- 1	OVERALL	3- 3	5- 3	17- 1			
12- 3	0- 0	0- 0	HOME	2- 1	3- 1	7- 1			
8- 4	0- 0	0- 0	AWAY	0- 2	0- 2	8- 0			
5- 1	0- 0	0- 1	NEUTRAL	1- 0	2- 0	2- 0			
9- 5	0- 0	0- 1	NON-CONFERENCE	2- 2	2- 2	5- 0			
6- 1	0- 0	0- 0	HOME	2- 0	1- 1	3- 0			
1- 3	0- 0	0- 0	AWAY	0- 2	0- 1	1- 0			
2- 1	0- 0	0- 1	NEUTRAL	0- 0	1- 0	1- 0			
16- 3	0- 0	0- 0	CONFERENCE	1- 1	3- 1	12- 1			
6- 2	0- 0	0- 0	HOME	0- 1	2- 0	4- 1			
7- 1	0- 0	0- 0	AWAY	0- 0	0- 1	7- 0			
3- 0	0- 0	0- 0	NEUTRAL	1- 0	1- 0	1- 0			

RPI S	Opponent	Score	RPI S	Opponent	Score	RPI S	Opponent	Score	RPI S	Opponent	Score
29 N	Texas	54 <b>72</b>	60 H	Maine	72 64	102 H	Charlotte	71 64	102 H	Charlotte	71 64
			68 H	Middle Tenn.	61 49	118 A	Dayton	50 <b>72</b>	118 A	Dayton	50 <b>72</b>
			69 A	Georgetown	38 <b>58</b>	118 H	Dayton	57 48	118 H	Dayton	57 48
			90 H	VCU	44 <b>47</b>	127 A	Pittsburgh	62 <b>65</b>	127 A	Pittsburgh	62 <b>65</b>
			90 N	VCU	62 47	134 N	Washington	65 57	134 N	Washington	65 57
			98 A	Northeastern	54 <b>58</b>	135 H	Duquesne	57 46	135 H	Duquesne	57 46
						135 N	Duquesne	76 34	135 N	Duquesne	76 34
						145 H	Penn St.	55 <b>72</b>	145 H	Penn St.	55 <b>72</b>
						153 A	Davidson	58 42	153 A	Davidson	58 42
						153 H	Davidson	56 <b>60</b>	153 H	Davidson	56 <b>60</b>
						183 A	Saint Louis	56 53	183 A	Saint Louis	56 53
						183 H	Saint Louis	54 51	183 H	Saint Louis	54 51
						204 H	Massachusetts	76 64	204 H	Massachusetts	76 64
						204 N	Massachusetts	73 62	204 N	Massachusetts	73 62
						216 A	George Washington	50 38	216 A	George Washington	50 38
						219 N	Ball St.	78 70	219 N	Ball St.	78 70
						225 H	George Mason	64 53	225 H	George Mason	64 53
						234 A	Saint Joseph's	51 41	234 A	Saint Joseph's	51 41
						250 H	Columbia	68 49	250 H	Columbia	68 49
						258 A	Rhode Island	56 38	258 A	Rhode Island	56 38
						261 A	St. Bonaventure	53 44	261 A	St. Bonaventure	53 44
						263 H	Manhattan	65 61	263 H	Manhattan	65 61
						270 H	Richmond	60 48	270 H	Richmond	60 48
						284 A	La Salle	65 54	284 A	La Salle	65 54
						319 H	Wagner	80 59	319 H	Wagner	80 59
						323 A	Iona	57 40	323 A	Iona	57 40
LAST 12 Division I GAMES:											
204 N	Massachusetts	73 62	234 A	Saint Joseph's	51 41						
135 N	Duquesne	76 34	118 H	Dayton	57 48						
90 N	VCU	62 47	204 H	Massachusetts	76 64						
68 H	Middle Tenn.	61 49	261 A	St. Bonaventure	53 44						
29 N	Texas	54 <b>72</b>	153 A	Davidson	58 42						
134 N	Washington	65 57	225 H	George Mason	64 53						

Non-Div I Games:

Fordham

Fresno St.

Through Games Of March 13, 2019

Average RPI Win:	201	WON-LOST	WINNING	LAST 10	STRENGTH OF	OPP. STRENGTH	TEAM	ADJ.	CONF.	ADJ CONF.
Average RPI Loss:	109	RECORD	PCT. RANK	GAMES	SCHEDULE	OF SCHEDULE	RPI	RPI	RPI	RPI
DIV. I ONLY	17- 12	127	1- 1	132	117	120	120	15	15	
DIV. I NON-CONF.	5- 4	139	0- 0	149	47	105	105	12	12	
TOTALS	RPI 1-25	RPI 26-50	W-L RECORDS	RPI 51-100	RPI 101-150	RPI 150+				
17- 12	0- 1	0- 4	OVERALL	3- 3	0- 0	14- 4				
9- 4	0- 0	0- 1	HOME	2- 1	0- 0	7- 2				
8- 7	0- 1	0- 2	AWAY	1- 2	0- 0	7- 2				
0- 1	0- 0	0- 1	NEUTRAL	0- 0	0- 0	0- 0				
5- 4	0- 1	0- 1	NON-CONFERENCE	1- 1	0- 0	4- 1				
4- 0	0- 0	0- 0	HOME	1- 0	0- 0	3- 0				
1- 4	0- 1	0- 1	AWAY	0- 1	0- 0	1- 1				
0- 0	0- 0	0- 0	NEUTRAL	0- 0	0- 0	0- 0				
12- 8	0- 0	0- 3	CONFERENCE	2- 2	0- 0	10- 3				
5- 4	0- 0	0- 1	HOME	1- 1	0- 0	4- 2				
7- 3	0- 0	0- 1	AWAY	1- 1	0- 0	6- 1				
0- 1	0- 0	0- 1	NEUTRAL	0- 0	0- 0	0- 0				

RPI 1-25				RPI 26-50				RPI 51-100				RPI 101+ Team's RPI: 120			
RPI	S	Opponent	Score	RPI	S	Opponent	Score	RPI	S	Opponent	Score	RPI	S	Opponent	Score
23	A	Arizona St.	52 68	34	A	UCLA	80 89	52	A	Southern California	61 62	164	H	Santa Clara	80 53
				38	A	Boise St.	76 83	54	A	New Mexico	73 82	182	A	Utah St.	64 53
				38	H	Boise St.	60 72	54	H	New Mexico	77 70	182	H	Utah St.	70 59
				38	N	Boise St.	77 89	61	A	Wyoming	66 64	184	A	Eastern Wash.	68 58
								61	H	Wyoming	56 63	198	H	Milwaukee	65 48
								71	H	UT Arlington	70 61	203	A	UNLV	66 55
												203	H	UNLV	73 55
												205	A	San Diego St.	87 81
												205	H	San Diego St.	58 59
												221	A	Northern Ariz.	73 86
												245	A	Nevada	79 63
												245	H	Nevada	41 57
												279	A	Colorado St.	66 55
												279	H	Colorado St.	57 54
												297	A	San Jose St.	57 65
												297	H	San Jose St.	77 48
												298	A	Air Force	77 70
												316	H	Cal Poly	76 58
LAST 12 Division I GAMES:															
203	A	UNLV	66 55	298	A	Air Force	77 70								
38	N	Boise St.	77 89	54	H	New Mexico	77 70								
297	A	San Jose St.	57 65	38	A	Boise St.	76 83								
205	H	San Diego St.	58 59	203	H	UNLV	73 55								
61	A	Wyoming	66 64	182	A	Utah St.	64 53								
245	H	Nevada	41 57	54	A	New Mexico	73 82								

Non-Div I Games: Stanislaus St. 86 51 Fresno Pacific 90 51

Fresno St.

Loss, Non-Conf, S Site, H Home A Away N Neutral



Average RPI Win:	275	WON-LOST	WINNING	LAST 10	STRENGTH OF	OPP. STRENGTH	TEAM	ADJ.	CONF.	ADJ CONF.
Average RPI Loss:	150	RECORD	PCT. RANK	GAMES	SCHEDULE	OF SCHEDULE	RPI	RPI	RPI	RPI
DIV. I ONLY	18- 12	115	2- 1	323	245	192	192	28	28	
DIV. I NON-CONF.	7- 6	153	0- 0	276	211	207	207	24	24	
TOTALS	RPI 1-25	RPI 26-50	W-L RECORDS	RPI 51-100	RPI 101-150	RPI 150+				
18- 12	0- 2	0- 0	OVERALL	0- 1	0- 4	18- 5				
11- 2	0- 0	0- 0	HOME	0- 1	0- 1	11- 0				
4- 8	0- 2	0- 0	AWAY	0- 0	0- 2	4- 4				
3- 2	0- 0	0- 0	NEUTRAL	0- 0	0- 1	3- 1				
7- 6	0- 2	0- 0	NON-CONFERENCE	0- 1	0- 1	7- 2				
5- 1	0- 0	0- 0	HOME	0- 1	0- 0	5- 0				
1- 4	0- 2	0- 0	AWAY	0- 0	0- 1	1- 1				
1- 1	0- 0	0- 0	NEUTRAL	0- 0	0- 0	1- 1				
11- 6	0- 0	0- 0	CONFERENCE	0- 0	0- 3	11- 3				
6- 1	0- 0	0- 0	HOME	0- 0	0- 1	6- 0				
3- 4	0- 0	0- 0	AWAY	0- 0	0- 1	3- 3				
2- 1	0- 0	0- 0	NEUTRAL	0- 0	0- 1	2- 0				

RPI 1-25				RPI 26-50				RPI 51-100				RPI 101+ Team's RPI: 192			
RPI	S	Opponent	Score	RPI	S	Opponent	Score	RPI	S	Opponent	Score	RPI	S	Opponent	Score
8	A	Mississippi St.	41 106					68	H	Middle Tenn.	71 78	112	A	Georgia	38 61
19	A	South Carolina	53 66									131	A	Mercer	62 66
												131	H	Mercer	60 75
												131	N	Mercer	63 66
												168	A	Chattanooga	53 73
												168	H	Chattanooga	61 54
												168	N	Chattanooga	73 67
												180	H	UNC Asheville	58 47
												240	H	Gardner-Webb	70 57
												241	A	ETSU	70 75
												241	H	ETSU	57 55
												242	N	Western Ill.	78 85
												254	A	Wofford	75 84
												254	H	Wofford	63 50
												282	N	Fairfield	77 70
												288	A	Samford	74 41
												288	H	Samford	57 36
												288	N	Samford	67 52
												291	A	Kennesaw St.	63 74
												296	A	Col. of Charleston	70 67
												303	H	Fla. Atlantic	73 57
												307	A	UNC Greensboro	59 49
												307	H	UNC Greensboro	64 61
												321	H	Presbyterian	76 68
												342	A	Western Caro.	53 28
												342	H	Western Caro.	65 55
LAST 12 Division I GAMES:															
288	N	Samford	67 52	241	H	ETSU	57 55								
168	N	Chattanooga	73 67	168	H	Chattanooga	61 54								
131	N	Mercer	63 66	307	A	UNC Greensboro	59 49								
288	A	Samford	74 41	342	A	Western Caro.	53 28								
131	A	Mercer	62 66	131	H	Mercer	60 75								
254	A	Wofford	75 84	288	H	Samford	57 36								

Non-Div I Games: Coker 71 42 North Greenville 74 78

Furman

Loss, Non-Conf, S Site, H Home A Away N Neutral

F  
u  
r  
m  
a  
n

RPI S Furman Score

Through Games Of March 13, 2019

RPI	S	Opponent	Score
343	H	USC Upstate	78 67

F  
u  
r  
m  
a  
n

Furman

## Ga. Southern

Through Games Of March 13, 2019

Average RPI Win:	271	WON-LOST	WINNING	LAST 10	STRENGTH OF	OPP. STRENGTH	TEAM	ADJ.	CONF.	ADJ CONF.
Average RPI Loss:	155	RECORD	PCT. RANK	GAMES	SCHEDULE	OF SCHEDULE	RPI	RPI	RPI	RPI
DIV. I ONLY	6- 22	311	0- 1	141	259	286	286	12	12	
DIV. I NON-CONF.	4- 6	212	0- 0	199	349	226	226	14	14	
TOTALS	RPI 1-25	RPI 26-50	W-L RECORDS	RPI 51-100	RPI 101-150	RPI 150+				
6- 22	0- 0	0- 0	OVERALL	0- 6	0- 8	6- 8				
3- 10	0- 0	0- 0	HOME	0- 2	0- 4	3- 4				
3- 12	0- 0	0- 0	AWAY	0- 4	0- 4	3- 4				
0- 0	0- 0	0- 0	NEUTRAL	0- 0	0- 0	0- 0				
4- 6	0- 0	0- 0	NON-CONFERENCE	0- 1	0- 3	4- 2				
2- 2	0- 0	0- 0	HOME	0- 0	0- 1	2- 1				
2- 4	0- 0	0- 0	AWAY	0- 1	0- 2	2- 1				
0- 0	0- 0	0- 0	NEUTRAL	0- 0	0- 0	0- 0				
2- 16	0- 0	0- 0	CONFERENCE	0- 5	0- 5	2- 6				
1- 8	0- 0	0- 0	HOME	0- 2	0- 3	1- 3				
1- 8	0- 0	0- 0	AWAY	0- 3	0- 2	1- 3				
0- 0	0- 0	0- 0	NEUTRAL	0- 0	0- 0	0- 0				

RPI 1-25			RPI 26-50			RPI 51-100				RPI 101+		Team's RPI: 286			
RPI	S	Opponent	Score	RPI	S	Opponent	Score	RPI	S	Opponent	Score	RPI	S	Opponent	Score
								71	A	UT Arlington	48 81	112	A	Georgia	38 81
								71	H	UT Arlington	53 74	113	A	South Alabama	60 73
								72	A	Virginia Tech	49 78	113	H	South Alabama	53 69
								73	A	Little Rock	51 80	130	H	Appalachian St.	52 70
								85	A	Troy	78 100	131	H	Mercer	72 79
								85	H	Troy	81 97	137	A	Stony Brook	43 72
												139	A	Georgia St.	66 73
												139	H	Georgia St.	66 83
												163	A	Texas St.	65 55
												163	H	Texas St.	52 64
												176	H	Coastal Caro.	73 76
												189	A	Arkansas St.	75 86
												220	H	Bethune-Cookman	77 76
												254	H	Wofford	65 81
												269	A	Louisiana	48 59
												269	H	Louisiana	79 71
												291	A	Kennesaw St.	59 78
												299	A	La.-Monroe	57 58
												299	H	La.-Monroe	62 80
												306	H	Winthrop	64 55
												321	A	Presbyterian	69 68
												345	A	Savannah St.	82 71
LAST 12 Division I GAMES:															
				139	A	Georgia St.	66 73					113	A	South Alabama	60 73
				189	A	Arkansas St.	75 86					299	H	La.-Monroe	62 80
				73	A	Little Rock	51 80					269	H	Louisiana	79 71
				130	H	Appalachian St.	52 70					139	H	Georgia St.	66 83
				176	H	Coastal Caro.	73 76					163	A	Texas St.	65 55
				85	A	Troy	78 100					71	A	UT Arlington	48 81

Non-Div I Games: Coastal Ga. 68 46

Ga. Southern

■ Loss, 
 ■ Non-Conf, 
 ■ S Site, 
 ■ Home 
 ■ Away 
 N Neutral

Average RPI Win:	274	WON-LOST	WINNING	LAST 10	STRENGTH OF	OPP. STRENGTH	TEAM	ADJ.	CONF.	ADJ CONF.
Average RPI Loss:	186	RECORD	PCT. RANK	GAMES	SCHEDULE	OF SCHEDULE	RPI	RPI	RPI	RPI
DIV. I ONLY	13- 14	188	1- 0	297	308	240	240	27	27	
DIV. I NON-CONF.	3- 6	241	0- 0	207	280	228	228	29	29	
TOTALS	RPI 1-25	RPI 26-50	W-L RECORDS	RPI 51-100	RPI 101-150	RPI 150+				
13- 14	0- 0	0- 0	OVERALL	0- 4	0- 2	13- 8				
7- 5	0- 0	0- 0	HOME	0- 1	0- 1	7- 3				
6- 9	0- 0	0- 0	AWAY	0- 3	0- 1	6- 5				
0- 0	0- 0	0- 0	NEUTRAL	0- 0	0- 0	0- 0				
3- 6	0- 0	0- 0	NON-CONFERENCE	0- 1	0- 2	3- 3				
1- 2	0- 0	0- 0	HOME	0- 0	0- 1	1- 1				
2- 4	0- 0	0- 0	AWAY	0- 1	0- 1	2- 2				
0- 0	0- 0	0- 0	NEUTRAL	0- 0	0- 0	0- 0				
10- 8	0- 0	0- 0	CONFERENCE	0- 3	0- 0	10- 5				
6- 3	0- 0	0- 0	HOME	0- 1	0- 0	6- 2				
4- 5	0- 0	0- 0	AWAY	0- 2	0- 0	4- 3				
0- 0	0- 0	0- 0	NEUTRAL	0- 0	0- 0	0- 0				

RPI S	Opponent	Score	RPI S	Opponent	Score	RPI S	Opponent	Score	RPI S	Opponent	Score	Team's RPI: 240
						63	A Drexel	48 65	126	A Delaware	45 69	
						80	A Radford	69 79	129	H Morehead St.	69 84	
						95	A High Point	70 78	153	H Davidson	54 49	
						95	H High Point	61 78	180	H UNC Asheville	69 59	
									192	A Furman	57 70	
									194	A Hampton	80 82	
									194	H Hampton	68 46	
									210	A Campbell	52 38	
									210	H Campbell	63 69	
									213	A Florida	60 58	
									223	H Mt. St. Mary's	62 69	
									254	A Wofford	53 59	
									293	A Charleston So.	58 66	
									293	H Charleston So.	75 65	
									306	A Winthrop	65 52	
									306	H Winthrop	62 64	
									321	A Presbyterian	66 58	
									321	H Presbyterian	67 62	
									338	A Longwood	79 85	
									338	H Longwood	80 78	
									342	A Western Caro.	62 52	
									343	A USC Upstate	75 67	
									343	H USC Upstate	92 72	
LAST 12 Division I GAMES:												
			343	A USC Upstate	75 67		306	A Winthrop	65 52			
			321	H Presbyterian	67 62		338	H Longwood	80 78			
			293	A Charleston So.	58 66		80	A Radford	69 79			
			95	A High Point	70 78		338	A Longwood	79 85			
			194	H Hampton	68 46		293	H Charleston So.	75 65			
			210	H Campbell	63 69		194	A Hampton	80 82			

Non-Div I Games: Converse 79 51 Pfeiffer 82 46 Warren Wilson 100 37

Gardner-Webb

Loss, Non-Conf, S Site, H Home A Away N Neutral

## George Mason

Through Games Of March 13, 2019

Average RPI Win:	237	WON-LOST	WINNING	LAST 10	STRENGTH OF	OPP. STRENGTH	TEAM	ADJ.	CONF.	ADJ CONF.
Average RPI Loss:	168	RECORD	PCT. RANK	GAMES	SCHEDULE	OF SCHEDULE	RPI	RPI	RPI	RPI
DIV. I ONLY	16- 14	155	0- 1	332	154	225	225	17	17	
DIV. I NON-CONF.	8- 5	119	0- 0	312	182	183	183	16	16	
TOTALS	RPI 1-25	RPI 26-50	W-L RECORDS	RPI 51-100	RPI 101-150	RPI 150+				
16- 14	0- 0	0- 0	OVERALL	0- 3	2- 3	14- 8				
10- 5	0- 0	0- 0	HOME	0- 1	2- 2	8- 2				
6- 9	0- 0	0- 0	AWAY	0- 2	0- 1	6- 6				
0- 0	0- 0	0- 0	NEUTRAL	0- 0	0- 0	0- 0				
8- 5	0- 0	0- 0	NON-CONFERENCE	0- 1	1- 2	7- 2				
5- 1	0- 0	0- 0	HOME	0- 0	1- 1	4- 0				
3- 4	0- 0	0- 0	AWAY	0- 1	0- 1	3- 2				
0- 0	0- 0	0- 0	NEUTRAL	0- 0	0- 0	0- 0				
8- 9	0- 0	0- 0	CONFERENCE	0- 2	1- 1	7- 6				
5- 4	0- 0	0- 0	HOME	0- 1	1- 1	4- 2				
3- 5	0- 0	0- 0	AWAY	0- 1	0- 0	3- 4				
0- 0	0- 0	0- 0	NEUTRAL	0- 0	0- 0	0- 0				

RPI S	Opponent	Score	RPI S	Opponent	Score	RPI S	Opponent	Score	RPI S	Opponent	Score	Team's RPI: 225
						76	A American	71 86	110	H Houston	56 66	
						82	A Fordham	53 64	118	H Dayton	54 51	
						90	H VCU	38 62	126	H Delaware	72 46	
									134	A Washington	52 81	
									135	H Duquesne	57 60	
									153	A Davidson	59 67	
									154	A Kansas	56 77	
									183	A Saint Louis	53 60	
									202	H UMES	70 49	
									204	A Massachusetts	70 52	
									204	H Massachusetts	80 86	
									216	A George Washington	64 60	
									216	H George Washington	61 46	
									222	A Howard	59 73	
									231	A UMKC	91 84	
									234	H Saint Joseph's	68 59	
									247	H Colgate	64 61	
									258	H Rhode Island	75 69	
									261	A St. Bonaventure	55 64	
									261	H St. Bonaventure	57 68	
									264	H Loyola Maryland	70 38	
									270	A Richmond	67 52	
									284	A La Salle	71 77	
									284	H La Salle	59 42	
									296	H Col. of Charleston	66 52	
									298	A Air Force	78 71	
LAST 12 Division I GAMES:												
			204	H Massachusetts	80 86				284	H La Salle	59 42	
			284	A La Salle	71 77				82	A Fordham	53 64	
			234	H Saint Joseph's	68 59				216	H George Washington	61 46	
			118	H Dayton	54 51				261	A St. Bonaventure	55 64	
			270	A Richmond	67 52				183	A Saint Louis	53 60	
			90	H VCU	38 62				258	H Rhode Island	75 69	

Non-Div I Games:

George Mason

■ Loss, 
 ■ Non-Conf, 
 ■ S Site, 
 ■ H Home 
 ■ A Away 
 N Neutral

RPI	S	Opponent	Score
333	A	Eastern Ky.	91 75

G  
e  
o  
r  
g  
e  
M  
a  
s  
o  
n

G  
e  
o  
r  
g  
e  
M  
a  
s  
o  
n

George Mason

Average RPI Win: <b>176</b>	WON-LOST	WINNING	LAST 10	STRENGTH OF	OPP. STRENGTH	TEAM	ADJ.	CONF.	ADJ CONF.
Average RPI Loss: <b>149</b>	RECORD	PCT. RANK	GAMES	SCHEDULE	OF SCHEDULE	RPI	RPI	RPI	RPI
DIV. I ONLY	10- 20	262	0- 1	104	138	216	216	17	17
DIV. I NON-CONF.	3- 10	278	0- 0	40	70	217	217	16	16
TOTALS	RPI 1-25	RPI 26-50	W-L RECORDS	RPI 51-100	RPI 101-150	RPI 150+			
10- 20	0- 3	0- 0	OVERALL	2- 3	3- 4	5- 10			
6- 9	0- 1	0- 0	HOME	2- 2	2- 2	2- 4			
4- 9	0- 1	0- 0	AWAY	0- 0	1- 2	3- 6			
0- 2	0- 1	0- 0	NEUTRAL	0- 1	0- 0	0- 0			
3- 10	0- 3	0- 0	NON-CONFERENCE	1- 2	1- 2	1- 3			
3- 4	0- 1	0- 0	HOME	1- 1	1- 1	1- 1			
0- 4	0- 1	0- 0	AWAY	0- 0	0- 1	0- 2			
0- 2	0- 1	0- 0	NEUTRAL	0- 1	0- 0	0- 0			
7- 10	0- 0	0- 0	CONFERENCE	1- 1	2- 2	4- 7			
3- 5	0- 0	0- 0	HOME	1- 1	1- 1	1- 3			
4- 5	0- 0	0- 0	AWAY	0- 0	1- 1	3- 4			
0- 0	0- 0	0- 0	NEUTRAL	0- 0	0- 0	0- 0			

RPI 1-25				RPI 26-50				RPI 51-100				RPI 101+ Team's RPI: 216			
RPI	S	Opponent	Score	RPI	S	Opponent	Score	RPI	S	Opponent	Score	RPI	S	Opponent	Score
9	N	NC State	61 <b>69</b>					51	H	Princeton	64 49	115	A	South Fla.	30 <b>63</b>
14	H	Maryland	30 <b>69</b>					55	H	Villanova	45 <b>60</b>	118	A	Dayton	53 <b>62</b>
25	A	James Madison	37 <b>50</b>					66	N	Georgia Tech	55 <b>70</b>	118	H	Dayton	46 45
								82	H	Fordham	38 <b>50</b>	124	H	Towson	76 63
								90	H	VCU	57 48	131	H	Mercer	53 <b>61</b>
												135	A	Duquesne	55 54
												135	H	Duquesne	53 <b>64</b>
												153	H	Davidson	42 <b>62</b>
												161	A	William & Mary	59 <b>73</b>
												183	A	Saint Louis	44 <b>60</b>
												204	A	Massachusetts	66 59
												214	H	Monmouth	51 <b>55</b>
												225	A	George Mason	46 <b>61</b>
												225	H	George Mason	60 <b>64</b>
												232	H	Memphis	51 38
												234	A	Saint Joseph's	49 <b>61</b>
												234	H	Saint Joseph's	38 <b>41</b>
												258	A	Rhode Island	64 59
												261	H	St. Bonaventure	57 44
												270	A	Richmond	48 <b>56</b>
												284	A	La Salle	67 59
												323	A	Iona	43 <b>52</b>
LAST 12 Division I GAMES:															
234	A	Saint Joseph's	49 <b>61</b>	234	H	Saint Joseph's	38 <b>41</b>								
270	A	Richmond	48 <b>56</b>	225	A	George Mason	46 <b>61</b>								
135	H	Duquesne	53 <b>64</b>	183	A	Saint Louis	44 <b>60</b>								
261	H	St. Bonaventure	57 44	153	H	Davidson	42 <b>62</b>								
204	A	Massachusetts	66 59	135	A	Duquesne	55 54								
118	A	Dayton	53 <b>62</b>	90	H	VCU	57 48								

Non-Div I Games:

George Washington

■ Loss, 
 ■ Non-Conf, 
 ■ S Site, 
 ■ H Home 
 ■ A Away 
 N Neutral

Average RPI Win:	145	WON-LOST	WINNING	LAST 10	STRENGTH OF	OPP. STRENGTH	TEAM	ADJ.	CONF.	ADJ CONF.
Average RPI Loss:	48	RECORD	PCT. RANK	GAMES	SCHEDULE	OF SCHEDULE	RPI	RPI	RPI	RPI
DIV. I ONLY	16- 15	166	1- 0	18	55	69	69	6	6	
DIV. I NON-CONF.	6- 5	143	0- 0	19	49	67	67	4	4	
TOTALS	RPI 1-25	RPI 26-50	W-L RECORDS	RPI 51-100	RPI 101-150	RPI 150+				
16- 15	0- 8	0- 1	OVERALL	5- 4	5- 2	6- 0				
10- 5	0- 3	0- 0	HOME	3- 2	4- 0	3- 0				
5- 7	0- 3	0- 0	AWAY	1- 2	1- 2	3- 0				
1- 3	0- 2	0- 1	NEUTRAL	1- 0	0- 0	0- 0				
6- 5	0- 3	0- 1	NON-CONFERENCE	1- 1	1- 0	4- 0				
4- 2	0- 1	0- 0	HOME	1- 1	1- 0	2- 0				
2- 1	0- 1	0- 0	AWAY	0- 0	0- 0	2- 0				
0- 2	0- 1	0- 1	NEUTRAL	0- 0	0- 0	0- 0				
10- 10	0- 5	0- 0	CONFERENCE	4- 3	4- 2	2- 0				
6- 3	0- 2	0- 0	HOME	2- 1	3- 0	1- 0				
3- 6	0- 2	0- 0	AWAY	1- 2	1- 2	1- 0				
1- 1	0- 1	0- 0	NEUTRAL	1- 0	0- 0	0- 0				

RPI 1-25				RPI 26-50				RPI 51-100				RPI 101+			
RPI	S	Opponent	Score	RPI	S	Opponent	Score	RPI	S	Opponent	Score	RPI	S	Opponent	Score
2	N	Baylor	46 67	36	N	Buffalo	64 73	55	A	Villanova	43 91	116	A	St. John's (NY)	51 59
9	H	NC State	65 76					55	H	Villanova	68 63	116	H	St. John's (NY)	82 80
12	A	Marquette	52 59					55	N	Villanova	76 67	121	A	Providence	68 52
12	H	Marquette	62 72					74	A	Butler	72 42	121	H	Providence	61 56
12	N	Marquette	62 75					74	H	Butler	50 59	127	H	Pittsburgh	70 41
20	A	DePaul	71 76					82	H	Fordham	58 38	141	A	Seton Hall	63 76
20	H	DePaul	64 69					90	H	VCU	45 47	141	H	Seton Hall	51 43
25	A	James Madison	57 69					93	A	Creighton	38 65	171	A	Rider	79 49
								93	H	Creighton	62 53	202	H	UMES	74 55
												215	A	Xavier	67 64
												215	H	Xavier	68 61
												264	H	Loyola Maryland	45 30
												270	A	Richmond	73 53
LAST 12 Division I GAMES:															
55	N	Villanova	76 67	55	A	Villanova	43 91								
12	N	Marquette	62 75	20	A	DePaul	71 76								
215	A	Xavier	67 64	12	A	Marquette	52 59								
74	A	Butler	72 42	121	H	Providence	61 56								
116	H	St. John's (NY)	82 80	93	H	Creighton	62 53								
141	H	Seton Hall	51 43	141	A	Seton Hall	63 76								

Non-Div I Games:

Georgetown

■ Loss, 
 ■ Non-Conf, S Site, 
 ■ Home 
 ■ Away 
 N Neutral



Average RPI Win:	207	WON-LOST	WINNING	LAST 10	STRENGTH OF	OPP. STRENGTH	TEAM	ADJ.	CONF.	ADJ CONF.
Average RPI Loss:	45	RECORD	PCT. RANK	GAMES	SCHEDULE	OF SCHEDULE	RPI	RPI	RPI	RPI
DIV. I ONLY	18- 12	115	0- 1	118	76	112	112	5	5	
DIV. I NON-CONF.	9- 4	85	0- 0	243	250	137	137	5	5	
TOTALS	RPI 1-25	RPI 26-50	W-L RECORDS	RPI 51-100	RPI 101-150	RPI 150+				
18- 12	0- 5	0- 3	OVERALL	4- 3	1- 0	13- 1				
13- 3	0- 2	0- 0	HOME	3- 0	1- 0	9- 1				
4- 7	0- 2	0- 3	AWAY	1- 2	0- 0	3- 0				
1- 2	0- 1	0- 0	NEUTRAL	0- 1	0- 0	1- 0				
9- 4	0- 1	0- 1	NON-CONFERENCE	0- 2	1- 0	8- 0				
8- 0	0- 0	0- 0	HOME	0- 0	1- 0	7- 0				
0- 3	0- 0	0- 1	AWAY	0- 2	0- 0	0- 0				
1- 1	0- 1	0- 0	NEUTRAL	0- 0	0- 0	1- 0				
9- 8	0- 4	0- 2	CONFERENCE	4- 1	0- 0	5- 1				
5- 3	0- 2	0- 0	HOME	3- 0	0- 0	2- 1				
4- 4	0- 2	0- 2	AWAY	1- 0	0- 0	3- 0				
0- 1	0- 0	0- 0	NEUTRAL	0- 1	0- 0	0- 0				

RPI	S	Opponent	Score	RPI	S	Opponent	Score	RPI	S	Opponent	Score	RPI	S	Opponent	Score	Team's RPI: 112
8	A	Mississippi St.	71 80	31	A	Missouri	35 61	55	A	Villanova	56 62	131	H	Mercer	67 60	
14	N	Maryland	51 58	34	A	UCLA	69 80	57	H	Tennessee	66 62	158	A	Alabama	76 67	
17	H	Texas A&M	66 76	48	A	Auburn	58 59	65	A	Arkansas	80 72	158	H	Alabama	53 58	
19	A	South Carolina	57 65					65	H	Arkansas	93 83	192	H	Furman	61 38	
22	H	Kentucky	53 58					65	N	Arkansas	76 86	206	A	Vanderbilt	71 64	
								66	A	Georgia Tech	53 63	213	A	Florida	69 57	
								86	H	LSU	63 50	213	H	Florida	93 58	
												239	H	Ole Miss	78 56	
												261	H	St. Bonaventure	67 40	
												286	H	Ga. Southern	81 38	
												293	H	Charleston So.	83 75	
												306	H	Winthrop	85 39	
												310	N	Morgan St.	60 33	
												321	H	Presbyterian	83 59	
												330	H	Lipscomb	77 45	
LAST 12 Division I GAMES:																
65	N	Arkansas	76 86	19	A	South Carolina	57 65									
22	H	Kentucky	53 58	213	H	Florida	93 58									
213	A	Florida	69 57	48	A	Auburn	58 59									
158	A	Alabama	76 67	65	A	Arkansas	80 72									
65	H	Arkansas	93 83	158	H	Alabama	53 58									
239	H	Ole Miss	78 56	17	H	Texas A&M	66 76									

Non-Div I Games:

Georgia

■ Loss, 
 ■ Non-Conf, 
 ■ S Site, 
 ■ H Home 
 ■ A Away 
 N Neutral

Average RPI Win:	232	WON-LOST	WINNING	LAST 10	STRENGTH OF	OPP. STRENGTH	TEAM	ADJ.	CONF.	ADJ CONF.
Average RPI Loss:	115	RECORD	PCT. RANK	GAMES	SCHEDULE	OF SCHEDULE	RPI	RPI	RPI	RPI
DIV. I ONLY	17- 12	127	1- 0	178	185	139	139	12	12	
DIV. I NON-CONF.	6- 5	143	0- 0	226	247	171	171	14	14	
TOTALS	RPI 1-25	RPI 26-50	W-L RECORDS	RPI 51-100	RPI 101-150	RPI 150+				
17- 12	0- 1	0- 1	OVERALL	3- 4	1- 2	13- 4				
10- 4	0- 0	0- 0	HOME	2- 1	1- 1	7- 2				
7- 8	0- 1	0- 1	AWAY	1- 3	0- 1	6- 2				
0- 0	0- 0	0- 0	NEUTRAL	0- 0	0- 0	0- 0				
6- 5	0- 1	0- 1	NON-CONFERENCE	0- 2	0- 0	6- 1				
4- 1	0- 0	0- 0	HOME	0- 1	0- 0	4- 0				
2- 4	0- 1	0- 1	AWAY	0- 1	0- 0	2- 1				
0- 0	0- 0	0- 0	NEUTRAL	0- 0	0- 0	0- 0				
11- 7	0- 0	0- 0	CONFERENCE	3- 2	1- 2	7- 3				
6- 3	0- 0	0- 0	HOME	2- 0	1- 1	3- 2				
5- 4	0- 0	0- 0	AWAY	1- 2	0- 1	4- 1				
0- 0	0- 0	0- 0	NEUTRAL	0- 0	0- 0	0- 0				

RPI 1-25				RPI 26-50				RPI 51-100				RPI 101+				Team's RPI: 139	
RPI	S	Opponent	Score	RPI	S	Opponent	Score	RPI	S	Opponent	Score	RPI	S	Opponent	Score		
21	A	Florida St.	43 79	35	A	Rice	49 66	66	H	Georgia Tech	71 78	113	A	South Alabama	59 62		
								68	A	Middle Tenn.	54 69	113	H	South Alabama	59 68		
								71	A	UT Arlington	45 69	130	H	Appalachian St.	85 75		
								71	H	UT Arlington	50 48	163	A	Texas St.	57 34		
								73	A	Little Rock	50 82	163	H	Texas St.	60 69		
								85	A	Troy	85 70	176	H	Coastal Caro.	62 67		
								85	H	Troy	84 80	189	A	Arkansas St.	64 62		
												211	A	Jacksonville St.	56 61		
												220	H	Bethune-Cookman	62 57		
												269	A	Louisiana	54 57		
												269	H	Louisiana	74 71		
												286	A	Ga. Southern	83 66		
												286	H	Ga. Southern	73 66		
												291	H	Kennesaw St.	79 73		
												299	A	La.-Monroe	56 41		
												299	H	La.-Monroe	68 46		
												303	A	Fla. Atlantic	75 59		
												307	H	UNC Greensboro	70 63		
												320	A	FIU	67 61		
												334	H	N.C. Central	65 54		
LAST 12 Division I GAMES:																	
286	H	Ga. Southern	73 66	85	A	Troy	85 70										
73	A	Little Rock	50 82	269	H	Louisiana	74 71										
189	A	Arkansas St.	64 62	299	H	La.-Monroe	68 46										
176	H	Coastal Caro.	62 67	286	A	Ga. Southern	83 66										
130	H	Appalachian St.	85 75	71	A	UT Arlington	45 69										
113	A	South Alabama	59 62	163	A	Texas St.	57 34										

Non-Div I Games:

Georgia St.

■ Loss, 
■ Non-Conf, S Site, 
■ Home 
■ Away 
N Neutral

Average RPI Win:	154	WON-LOST	WINNING	LAST 10	STRENGTH OF	OPP. STRENGTH	TEAM	ADJ.	CONF.	ADJ CONF.
Average RPI Loss:	40	RECORD	PCT. RANK	GAMES	SCHEDULE	OF SCHEDULE	RPI	RPI	RPI	RPI
DIV. I ONLY	17- 13	132	0- 1	46	20	66	66	1	1	
DIV. I NON-CONF.	10- 3	59	0- 0	180	171	70	70	1	1	
TOTALS	RPI 1-25	RPI 26-50	W-L RECORDS	RPI 51-100	RPI 101-150	RPI 150+				
17- 13	1- 7	1- 3	OVERALL	2- 1	8- 2	5- 0				
11- 3	1- 3	1- 0	HOME	2- 0	3- 0	4- 0				
3- 8	0- 4	0- 2	AWAY	0- 1	3- 1	0- 0				
3- 2	0- 0	0- 1	NEUTRAL	0- 0	2- 1	1- 0				
10- 3	0- 1	0- 0	NON-CONFERENCE	0- 0	5- 2	5- 0				
6- 0	0- 0	0- 0	HOME	0- 0	2- 0	4- 0				
1- 2	0- 1	0- 0	AWAY	0- 0	1- 1	0- 0				
3- 1	0- 0	0- 0	NEUTRAL	0- 0	2- 1	1- 0				
7- 10	1- 6	1- 3	CONFERENCE	2- 1	3- 0	0- 0				
5- 3	1- 3	1- 0	HOME	2- 0	1- 0	0- 0				
2- 6	0- 3	0- 2	AWAY	0- 1	2- 0	0- 0				
0- 1	0- 0	0- 1	NEUTRAL	0- 0	0- 0	0- 0				

RPI	S	Opponent	Score	RPI	S	Opponent	Score	RPI	S	Opponent	Score	RPI	S	Opponent	Score
1	A	Notre Dame	50 90	37	A	North Carolina	90 91	72	H	Virginia Tech	76 68	108	N	Idaho St.	74 51
1	H	Notre Dame	55 76	37	N	North Carolina	73 80	77	H	Duke	70 64	110	A	Houston	89 95
3	A	Louisville	44 61	49	A	Clemson	61 71	96	A	Virginia	45 53	112	H	Georgia	63 53
9	H	NC State	60 68	49	H	Clemson	75 53					118	N	Dayton	66 85
10	H	Syracuse	65 55									127	H	Pittsburgh	67 55
14	A	Maryland	54 67									130	H	Appalachian St.	71 53
18	A	Miami (FL)	56 69									133	A	Boston College	81 76
21	H	Florida St.	55 64									139	A	Georgia St.	78 71
												141	N	Seton Hall	84 73
												148	A	Wake Forest	60 46
												216	N	George Washington	70 55
												254	H	Wofford	81 40
												267	H	Alabama St.	69 42
												291	H	Kennesaw St.	60 35
												342	H	Western Caro.	84 49
LAST 12 Division I GAMES:															
				37	N	North Carolina	73 80	148	A	Wake Forest	60 46				
				21	H	Florida St.	55 64	127	H	Pittsburgh	67 55				
				18	A	Miami (FL)	56 69	1	A	Notre Dame	50 90				
				96	A	Virginia	45 53	37	A	North Carolina	90 91				
				49	H	Clemson	75 53	9	H	NC State	60 68				
				72	H	Virginia Tech	76 68	10	H	Syracuse	65 55				

Non-Div I Games:

Georgia Tech

■ Loss, 
 ■ Non-Conf, 
 ■ S Site, 
 ■ H Home 
 ■ A Away 
 N Neutral

## Gonzaga

Through Games Of March 13, 2019

Average RPI Win:	141	WON-LOST	WINNING	LAST 10	STRENGTH OF	OPP. STRENGTH	TEAM	ADJ.	CONF.	ADJ CONF.
Average RPI Loss:	20	RECORD	PCT. RANK	GAMES	SCHEDULE	OF SCHEDULE	RPI	RPI	RPI	RPI
DIV. I ONLY	28- 4	7	1- 1	52	68	13	13	7	7	
DIV. I NON-CONF.	11- 1	13	0- 0	53	5	11	11	7	7	
TOTALS	RPI 1-25	RPI 26-50	W-L RECORDS	RPI 51-100	RPI 101-150	RPI 150+				
28- 4	1- 1	4- 3	OVERALL	6- 0	4- 0	13- 0				
14- 1	1- 0	1- 1	HOME	3- 0	2- 0	7- 0				
11- 1	0- 0	1- 1	AWAY	3- 0	1- 0	6- 0				
3- 2	0- 1	2- 1	NEUTRAL	0- 0	1- 0	0- 0				
11- 1	1- 1	1- 0	NON-CONFERENCE	2- 0	2- 0	5- 0				
6- 0	1- 0	0- 0	HOME	1- 0	1- 0	3- 0				
3- 0	0- 0	0- 0	AWAY	1- 0	0- 0	2- 0				
2- 1	0- 1	1- 0	NEUTRAL	0- 0	1- 0	0- 0				
17- 3	0- 0	3- 3	CONFERENCE	4- 0	2- 0	8- 0				
8- 1	0- 0	1- 1	HOME	2- 0	1- 0	4- 0				
8- 1	0- 0	1- 1	AWAY	2- 0	1- 0	4- 0				
1- 1	0- 0	1- 1	NEUTRAL	0- 0	0- 0	0- 0				

RPI	S	Opponent	Score	RPI	S	Opponent	Score	RPI	S	Opponent	Score	RPI	S	Opponent	Score
1	N	Notre Dame	65 81	26	A	BYU	68 70	70	A	Missouri St.	70 67	105	N	Western Ky.	76 55
4	H	Stanford	79 73	26	H	BYU	64 66	87	H	Idaho	88 51	106	A	Loyola Marymount	78 53
				26	N	BYU	68 82	97	A	Pepperdine	79 54	106	H	Loyola Marymount	68 58
				30	N	Rutgers	57 40	97	H	Pepperdine	83 60	108	H	Idaho St.	70 51
				50	A	Saint Mary's (CA)	66 52	99	A	Pacific	63 51	160	H	Washington St.	76 53
				50	H	Saint Mary's (CA)	74 62	99	H	Pacific	88 65	164	A	Santa Clara	74 61
				50	N	Saint Mary's (CA)	78 77					164	H	Santa Clara	78 61
												184	A	Eastern Wash.	63 51
												188	H	Montana	76 52
												191	A	Portland	93 62
												191	H	Portland	97 71
												203	A	UNLV	70 59
												252	A	San Francisco	64 44
												252	H	San Francisco	78 51
												274	A	San Diego	86 61
												274	H	San Diego	71 44
												279	H	Colorado St.	50 39
LAST 12 Division I GAMES:															
				50	N	Saint Mary's (CA)	78 77	252	A	San Francisco	64 44				
				26	N	BYU	68 82	164	A	Santa Clara	74 61				
				105	N	Western Ky.	76 55	26	H	BYU	64 66				
				30	N	Rutgers	57 40	274	H	San Diego	71 44				
				106	H	Loyola Marymount	68 58	191	A	Portland	93 62				
				97	H	Pepperdine	83 60	50	A	Saint Mary's (CA)	66 52				

Non-Div I Games:

Gonzaga

■ Loss, 
■ Non-Conf, S Site, 
■ Home 
■ Away 
N Neutral

## Grambling

Through Games Of March 13, 2019

Average RPI Win:	253	WON-LOST	WINNING	LAST 10	STRENGTH OF	OPP. STRENGTH	TEAM	ADJ.	CONF.	ADJ CONF.
Average RPI Loss:	178	RECORD	PCT. RANK	GAMES	SCHEDULE	OF SCHEDULE	RPI	RPI	RPI	RPI
DIV. I ONLY	16- 15	166	1- 0	289	295	200	200	29	29	
DIV. I NON-CONF.	3- 9	271	0- 0	113	77	205	205	28	28	
TOTALS	RPI 1-25	RPI 26-50	W-L RECORDS	RPI 51-100	RPI 101-150	RPI 150+				
16- 15	0- 0	1- 2	OVERALL	0- 1	1- 2	14- 10				
8- 3	0- 0	0- 0	HOME	0- 0	0- 0	8- 3				
6- 11	0- 0	0- 1	AWAY	0- 1	0- 2	6- 7				
2- 1	0- 0	1- 1	NEUTRAL	0- 0	1- 0	0- 0				
3- 9	0- 0	1- 2	NON-CONFERENCE	0- 1	1- 2	1- 4				
1- 0	0- 0	0- 0	HOME	0- 0	0- 0	1- 0				
0- 8	0- 0	0- 1	AWAY	0- 1	0- 2	0- 4				
2- 1	0- 0	1- 1	NEUTRAL	0- 0	1- 0	0- 0				
13- 6	0- 0	0- 0	CONFERENCE	0- 0	0- 0	13- 6				
7- 3	0- 0	0- 0	HOME	0- 0	0- 0	7- 3				
6- 3	0- 0	0- 0	AWAY	0- 0	0- 0	6- 3				
0- 0	0- 0	0- 0	NEUTRAL	0- 0	0- 0	0- 0				

RPI S	Opponent	Score	RPI S	Opponent	Score	RPI S	Opponent	Score	RPI S	Opponent	Score	Team's RPI: 200
40	N South Dakota	53 67	71	A UT Arlington	54 78	106	N Loyola Marymount	62 61				
47	N Indiana	65 62				115	A South Fla.	50 67				
48	A Auburn	48 97				143	A Oklahoma St.	40 86				
						154	A Kansas	45 76				
						158	A Alabama	55 73				
						170	A Southern U.	65 71				
						170	H Southern U.	81 86				
						187	A Prairie View	64 63				
						187	H Prairie View	73 57				
						193	A Southern Miss.	47 68				
						227	A Texas Southern	75 67				
						227	H Texas Southern	72 55				
						227	H Texas Southern	72 61				
						249	A Jackson St.	60 89				
						249	H Jackson St.	74 77				
						257	A Wichita St.	61 70				
						267	A Alabama St.	80 72				
						267	H Alabama St.	63 45				
						301	A Alabama A&M	63 51				
						301	H Alabama A&M	71 61				
						312	H McNeese	75 51				
						329	A Mississippi Val.	61 79				
						329	H Mississippi Val.	52 54				
						349	A Ark.-Pine Bluff	67 57				
						349	H Ark.-Pine Bluff	77 57				
						350	A Alcorn	79 63				
LAST 12 Division I GAMES:												
227	H Texas Southern	72 61	187	H Prairie View	73 57							
301	H Alabama A&M	71 61	227	H Texas Southern	72 55							
267	H Alabama St.	63 45	350	A Alcorn	79 63							
329	A Mississippi Val.	61 79	170	A Southern U.	65 71							
349	A Ark.-Pine Bluff	67 57	329	H Mississippi Val.	52 54							
249	A Jackson St.	60 89	349	H Ark.-Pine Bluff	77 57							

Non-Div I Games:

Grambling

■ Loss, 
 ■ Non-Conf, 
 ■ S Site, 
 ■ Home 
 ■ A Away 
 N Neutral

RPI	S	Opponent	Score
350	H	Alcorn	61 56

G  
r  
a  
m  
b  
l  
i  
n  
g

G  
r  
a  
m  
b  
l  
i  
n  
g

Grambling

Average RPI Win:	284	WON-LOST	WINNING	LAST 10	STRENGTH OF	OPP. STRENGTH	TEAM	ADJ.	CONF.	ADJ CONF.
Average RPI Loss:	230	RECORD	PCT. RANK	GAMES	SCHEDULE	OF SCHEDULE	RPI	RPI	RPI	RPI
DIV. I ONLY	7- 20	295	0- 1	342	329	341	341	30	30	
DIV. I NON-CONF.	2- 8	293	0- 0	325	270	344	344	30	30	
TOTALS	RPI 1-25	RPI 26-50	W-L RECORDS	RPI 51-100	RPI 101-150	RPI 150+				
7- 20	0- 0	0- 0	OVERALL	0- 0	1- 3	6- 17				
6- 7	0- 0	0- 0	HOME	0- 0	1- 1	5- 6				
1- 12	0- 0	0- 0	AWAY	0- 0	0- 2	1- 10				
0- 1	0- 0	0- 0	NEUTRAL	0- 0	0- 0	0- 1				
2- 8	0- 0	0- 0	NON-CONFERENCE	0- 0	0- 2	2- 6				
2- 3	0- 0	0- 0	HOME	0- 0	0- 1	2- 2				
0- 5	0- 0	0- 0	AWAY	0- 0	0- 1	0- 4				
0- 0	0- 0	0- 0	NEUTRAL	0- 0	0- 0	0- 0				
5- 12	0- 0	0- 0	CONFERENCE	0- 0	1- 1	4- 11				
4- 4	0- 0	0- 0	HOME	0- 0	1- 0	3- 4				
1- 7	0- 0	0- 0	AWAY	0- 0	0- 1	1- 6				
0- 1	0- 0	0- 0	NEUTRAL	0- 0	0- 0	0- 1				

[illegible]

Non-Div I Games:

## Grand Canyon

■ Loss, ■ Non-Conf, S Site, H Home A Away N Neutral

RPI	S	Opponent	Score
351	H	LIU Brooklyn	65 62

G  
r  
a  
n  
d  
C  
a  
n  
y  
o  
n

G  
r  
a  
n  
d  
C  
a  
n  
y  
o  
n

Grand Canyon



Average RPI Win:	215	WON-LOST	WINNING	LAST 10	STRENGTH OF	OPP. STRENGTH	TEAM	ADJ.	CONF.	ADJ CONF.
Average RPI Loss:	65	RECORD	PCT. RANK	GAMES	SCHEDULE	OF SCHEDULE	RPI	RPI	RPI	RPI
DIV. I ONLY	21- 9	59	1- 0	103	183	67	67	21	21	
DIV. I NON-CONF.	4- 5	190	0- 0	3	17	36	36	19	19	
TOTALS	RPI 1-25	RPI 26-50	W-L RECORDS	RPI 51-100	RPI 101-150	RPI 150+				
21- 9	0- 2	1- 2	OVERALL	2- 2	4- 3	14- 0				
12- 2	0- 0	0- 0	HOME	2- 0	2- 2	8- 0				
8- 6	0- 2	1- 2	AWAY	0- 1	1- 1	6- 0				
1- 1	0- 0	0- 0	NEUTRAL	0- 1	1- 0	0- 0				
4- 5	0- 2	1- 2	NON-CONFERENCE	1- 0	1- 1	1- 0				
3- 1	0- 0	0- 0	HOME	1- 0	1- 1	1- 0				
1- 4	0- 2	1- 2	AWAY	0- 0	0- 0	0- 0				
0- 0	0- 0	0- 0	NEUTRAL	0- 0	0- 0	0- 0				
17- 4	0- 0	0- 0	CONFERENCE	1- 2	3- 2	13- 0				
9- 1	0- 0	0- 0	HOME	1- 0	1- 1	7- 0				
7- 2	0- 0	0- 0	AWAY	0- 1	1- 1	6- 0				
1- 1	0- 0	0- 0	NEUTRAL	0- 1	1- 0	0- 0				

RPI 1-25				RPI 26-50				RPI 51-100 Team's RPI: 67				RPI 101+			
RPI	S	Opponent	Score	RPI	S	Opponent	Score	RPI	S	Opponent	Score	RPI	S	Opponent	Score
12	A	Marquette	54 80	27	A	South Dakota St.	47 77	56	A	Wright St.	67 85	117	H	Northwestern	55 57
20	A	DePaul	64 73	31	A	Missouri	56 49	56	H	Wright St.	56 37	118	H	Dayton	51 35
				40	A	South Dakota	49 55	56	N	Wright St.	52 55	122	A	Youngstown St.	59 70
								60	H	Maine	70 39	122	H	Youngstown St.	60 42
												122	N	Youngstown St.	55 53
												132	A	IUPUI	45 43
												132	H	IUPUI	63 67
												186	H	Wisconsin	55 46
												198	A	Milwaukee	76 62
												198	H	Milwaukee	59 45
												244	A	Northern Ky.	81 61
												244	H	Northern Ky.	70 42
												281	A	Cleveland St.	76 63
												281	H	Cleveland St.	73 30
												281	H	Cleveland St.	62 53
												309	A	Oakland	77 53
												309	H	Oakland	72 32
												336	A	Detroit Mercy	65 40
												336	H	Detroit Mercy	82 37
												339	A	UIC	77 53
												339	H	UIC	62 32
LAST 12 Division I GAMES:															
				281	H	Cleveland St.	73 30					309	H	Oakland	72 32
				122	N	Youngstown St.	55 53					281	A	Cleveland St.	76 63
				56	N	Wright St.	52 55					122	A	Youngstown St.	59 70
				339	A	UIC	77 53					56	H	Wright St.	56 37
				132	A	IUPUI	45 43					244	H	Northern Ky.	70 42
				336	H	Detroit Mercy	82 37					198	H	Milwaukee	59 45

Non-Div I Games: Wis.-Parkside 81 32

Green Bay

■ Loss, 
■ Non-Conf, 
■ S Site, 
■ Home 
■ A Away 
N Neutral

Average RPI Win:	259	WON-LOST	WINNING	LAST 10	STRENGTH OF	OPP. STRENGTH	TEAM	ADJ.	CONF.	ADJ CONF.
Average RPI Loss:	169	RECORD	PCT. RANK	GAMES	SCHEDULE	OF SCHEDULE	RPI	RPI	RPI	RPI
DIV. I ONLY	15- 13	148	0- 1	257	286	194	194	27	27	
DIV. I NON-CONF.	3- 7	256	0- 1	222	126	276	276	29	29	
TOTALS	RPI 1-25	RPI 26-50	W-L RECORDS	RPI 51-100	RPI 101-150	RPI 150+				
15- 13	1- 1	0- 0	OVERALL	1- 4	0- 0	13- 8				
9- 4	1- 0	0- 0	HOME	1- 1	0- 0	7- 3				
6- 7	0- 1	0- 0	AWAY	0- 2	0- 0	6- 4				
0- 2	0- 0	0- 0	NEUTRAL	0- 1	0- 0	0- 1				
3- 7	1- 1	0- 0	NON-CONFERENCE	0- 1	0- 0	2- 5				
2- 2	1- 0	0- 0	HOME	0- 0	0- 0	1- 2				
1- 3	0- 1	0- 0	AWAY	0- 0	0- 0	1- 2				
0- 2	0- 0	0- 0	NEUTRAL	0- 1	0- 0	0- 1				
12- 6	0- 0	0- 0	CONFERENCE	1- 3	0- 0	11- 3				
7- 2	0- 0	0- 0	HOME	1- 1	0- 0	6- 1				
5- 4	0- 0	0- 0	AWAY	0- 2	0- 0	5- 2				
0- 0	0- 0	0- 0	NEUTRAL	0- 0	0- 0	0- 0				

RPI 1-25				RPI 26-50				RPI 51-100				RPI 101+ Team's RPI: 194			
RPI	S	Opponent	Score	RPI	S	Opponent	Score	RPI	S	Opponent	Score	RPI	S	Opponent	Score
9	A	NC State	51 83					62	N	SFA	68 70	168	H	Chattanooga	50 58
25	H	James Madison	72 65					80	A	Radford	59 84	180	A	UNC Asheville	61 58
								80	H	Radford	68 54	197	A	Cornell	53 79
								95	A	High Point	73 82	210	A	Campbell	46 52
								95	H	High Point	98 104	210	H	Campbell	61 50
												237	H	Elon	62 77
												240	A	Gardner-Webb	46 68
												240	H	Gardner-Webb	82 80
												250	A	Columbia	63 88
												265	N	Sacramento St.	61 65
												288	H	Samford	64 57
												293	A	Charleston So.	74 66
												293	H	Charleston So.	57 72
												303	A	Fla. Atlantic	72 68
												306	A	Winthrop	84 63
												306	H	Winthrop	88 63
												321	A	Presbyterian	82 68
												321	H	Presbyterian	79 62
												338	A	Longwood	86 70
												338	H	Longwood	66 40
												343	H	USC Upstate	67 43
LAST 12 Division I GAMES:															
265	N	Sacramento St.	61 65	240	A	Gardner-Webb	46 68								
306	H	Winthrop	88 63	293	H	Charleston So.	57 72								
80	A	Radford	59 84	210	H	Campbell	61 50								
95	H	High Point	98 104	321	H	Presbyterian	79 62								
321	A	Presbyterian	82 68	95	A	High Point	73 82								
338	A	Longwood	86 70	343	H	USC Upstate	67 43								

Non-Div I Games: Mid-Atlantic Christ115 48

Hampton

■ Loss, 
 ■ Non-Conf, 
 ■ S Site, 
 ■ Home 
 ■ A Away 
 N Neutral

Average RPI Win:	248	WON-LOST	WINNING	LAST 10	STRENGTH OF	OPP. STRENGTH	TEAM	ADJ.	CONF.	ADJ CONF.
Average RPI Loss:	76	RECORD	PCT. RANK	GAMES	SCHEDULE	OF SCHEDULE	RPI	RPI	RPI	RPI
DIV. I ONLY	23- 9	54	1- 0	198	218	104	104	23	23	
DIV. I NON-CONF.	7- 7	162	0- 0	126	98	142	142	25	25	
TOTALS	RPI 1-25	RPI 26-50	W-L RECORDS	RPI 51-100	RPI 101-150	RPI 150+				
23- 9	0- 2	0- 1	OVERALL	2- 4	3- 0	18- 2				
14- 2	0- 0	0- 1	HOME	2- 1	2- 0	10- 0				
9- 5	0- 1	0- 0	AWAY	0- 3	1- 0	8- 1				
0- 2	0- 1	0- 0	NEUTRAL	0- 0	0- 0	0- 1				
7- 7	0- 2	0- 1	NON-CONFERENCE	1- 3	0- 0	6- 1				
4- 2	0- 0	0- 1	HOME	1- 1	0- 0	3- 0				
3- 3	0- 1	0- 0	AWAY	0- 2	0- 0	3- 0				
0- 2	0- 1	0- 0	NEUTRAL	0- 0	0- 0	0- 1				
16- 2	0- 0	0- 0	CONFERENCE	1- 1	3- 0	12- 1				
10- 0	0- 0	0- 0	HOME	1- 0	2- 0	7- 0				
6- 2	0- 0	0- 0	AWAY	0- 1	1- 0	5- 1				
0- 0	0- 0	0- 0	NEUTRAL	0- 0	0- 0	0- 0				

RPI 1-25				RPI 26-50				RPI 51-100				RPI 101+ Team's RPI: 104			
RPI	S	Opponent	Score	RPI	S	Opponent	Score	RPI	S	Opponent	Score	RPI	S	Opponent	Score
3	N	Louisville	69 86	42	H	Michigan St.	66 74	51	H	Princeton	38 75	137	A	Stony Brook	64 36
18	A	Miami (FL)	62 75					54	A	New Mexico	65 72	137	H	Stony Brook	64 59
								55	A	Villanova	41 59	137	H	Stony Brook	73 62
								60	A	Maine	58 78	152	N	Southern Ill.	50 72
								60	H	Maine	49 46	161	H	William & Mary	50 45
								88	H	Harvard	73 60	234	A	Albany (NY)	68 56
												234	H	Albany (NY)	82 35
												251	A	Binghamton	62 73
												251	H	Binghamton	63 50
												258	A	Rhode Island	65 51
												278	A	Vermont	76 48
												278	H	Vermont	61 32
												294	H	Bryant	67 57
												304	A	UMBC	66 52
												304	H	UMBC	65 48
												304	H	UMBC	92 47
												310	H	Morgan St.	80 59
												317	A	New Hampshire	66 48
												317	H	New Hampshire	56 49
												325	A	NJIT	84 53
												327	A	UMass Lowell	66 44
												327	H	UMass Lowell	69 45
												328	A	Central Conn. St.	54 52
LAST 12 Division I GAMES:															
137	H	Stony Brook	64 59	327	H	UMass Lowell	69 45								
304	H	UMBC	65 48	317	H	New Hampshire	56 49								
54	A	New Mexico	65 72	278	A	Vermont	76 48								
18	A	Miami (FL)	62 75	60	A	Maine	58 78								
234	A	Albany (NY)	68 56	304	H	UMBC	92 47								
251	H	Binghamton	63 50	137	H	Stony Brook	73 62								

Non-Div I Games:

Hartford

■ Loss, 
■ Non-Conf, S Site, 
■ Home 
■ Away 
N Neutral

# Harvard

Through Games Of March 13, 2019

Average RPI Win:	201	WON-LOST	WINNING	LAST 10	STRENGTH OF	OPP. STRENGTH	TEAM	ADJ.	CONF.	ADJ CONF.
Average RPI Loss:	79	RECORD	PCT. RANK	GAMES	SCHEDULE	OF SCHEDULE	RPI	RPI	RPI	RPI
DIV. I ONLY	16- 11	124	1- 0	73	114	88	88	11	11	
DIV. I NON-CONF.	7- 6	153	1- 0	54	56	77	77	11	11	
TOTALS	RPI 1-25	RPI 26-50	W-L RECORDS	RPI 51-100	RPI 101-150	RPI 150+				
16- 11	0- 1	1- 2	OVERALL	1- 5	2- 2	12- 1				
8- 4	0- 0	0- 2	HOME	1- 2	1- 0	6- 0				
7- 7	0- 1	1- 0	AWAY	0- 3	1- 2	5- 1				
1- 0	0- 0	0- 0	NEUTRAL	0- 0	0- 0	1- 0				
7- 6	0- 1	1- 2	NON-CONFERENCE	0- 2	1- 1	5- 0				
2- 3	0- 0	0- 2	HOME	0- 1	0- 0	2- 0				
4- 3	0- 1	1- 0	AWAY	0- 1	1- 1	2- 0				
1- 0	0- 0	0- 0	NEUTRAL	0- 0	0- 0	1- 0				
9- 5	0- 0	0- 0	CONFERENCE	1- 3	1- 1	7- 1				
6- 1	0- 0	0- 0	HOME	1- 1	1- 0	4- 0				
3- 4	0- 0	0- 0	AWAY	0- 2	0- 1	3- 1				
0- 0	0- 0	0- 0	NEUTRAL	0- 0	0- 0	0- 0				

RPI S	Opponent	Score	RPI S	Opponent	Score	RPI S	Opponent	Score	RPI S	Opponent	Score
1	A Notre Dame	58 103	30	H Rutgers	49 60	51	A Princeton	58 61	104	A Hartford	60 73
			39	H Quinnipiac	67 72	51	H Princeton	71 75	136	A Yale	62 65
			41	A California	85 79	59	A Penn	70 75	136	H Yale	83 69
						59	H Penn	80 72	149	A CSUN	75 55
						60	H Maine	60 67	174	H Boston U.	67 47
						89	A Purdue	65 66	197	A Cornell	68 61
									197	H Cornell	80 38
									209	A Dartmouth	73 57
									209	H Dartmouth	56 46
									211	N Jacksonville St.	69 62
									250	A Columbia	65 75
									250	H Columbia	69 56
									258	A Rhode Island	80 47
									276	A Siena	73 54
									280	A Brown	100 83
									280	H Brown	98 55
									284	H La Salle	88 43
LAST 12 Division I GAMES:											
149	A CSUN	75 55	280	H Brown	98 55						
250	H Columbia	69 56	59	H Penn	80 72						
197	H Cornell	80 38	51	H Princeton	71 75						
51	A Princeton	58 61	197	A Cornell	68 61						
59	A Penn	70 75	250	A Columbia	65 75						
136	H Yale	83 69	280	A Brown	100 83						

Non-Div I Games:

Harvard

Loss, Non-Conf, S Site, H Home A Away N Neutral

Average RPI Win: <b>225</b>	WON-LOST	WINNING	LAST 10	STRENGTH OF	OPP. STRENGTH	TEAM	ADJ.	CONF.	ADJ CONF.
Average RPI Loss: <b>155</b>	RECORD	PCT. RANK	GAMES	SCHEDULE	OF SCHEDULE	RPI	RPI	RPI	RPI
DIV. I ONLY	13- 15	198	0- 1	173	217	199	199	20	20
DIV. I NON-CONF.	3- 9	271	0- 1	133	142	261	261	20	20
TOTALS	RPI 1-25	RPI 26-50	W-L RECORDS	RPI 51-100	RPI 101-150	RPI 150+			
13- 15	0- 1	0- 0	OVERALL	2- 5	1- 1	10- 8			
7- 8	0- 1	0- 0	HOME	2- 3	0- 1	5- 3			
6- 6	0- 0	0- 0	AWAY	0- 1	1- 0	5- 5			
0- 1	0- 0	0- 0	NEUTRAL	0- 1	0- 0	0- 0			
3- 9	0- 1	0- 0	NON-CONFERENCE	1- 4	0- 0	2- 4			
2- 5	0- 1	0- 0	HOME	1- 3	0- 0	1- 1			
1- 3	0- 0	0- 0	AWAY	0- 0	0- 0	1- 3			
0- 1	0- 0	0- 0	NEUTRAL	0- 1	0- 0	0- 0			
10- 6	0- 0	0- 0	CONFERENCE	1- 1	1- 1	8- 4			
5- 3	0- 0	0- 0	HOME	1- 0	0- 1	4- 2			
5- 3	0- 0	0- 0	AWAY	0- 1	1- 0	4- 2			
0- 0	0- 0	0- 0	NEUTRAL	0- 0	0- 0	0- 0			

RPI 1-25				RPI 26-50				RPI 51-100				RPI 101+ Team's RPI: 199			
RPI	S	Opponent	Score	RPI	S	Opponent	Score	RPI	S	Opponent	Score	RPI	S	Opponent	Score
4	H	Stanford	59 <b>81</b>					64	H	FGCU	67 <b>73</b>	149	A	CSUN	69 68
								76	H	American	57 <b>69</b>	149	H	CSUN	29 <b>49</b>
								81	A	UC Davis	46 <b>72</b>	151	A	UC Riverside	51 44
								81	H	UC Davis	65 60	151	H	UC Riverside	55 <b>60</b>
								87	H	Idaho	69 61	169	A	UC Irvine	70 68
								92	N	Utah	48 <b>73</b>	169	H	UC Irvine	48 <b>53</b>
								97	H	Pepperdine	64 <b>65</b>	191	H	Portland	65 <b>72</b>
												203	A	UNLV	66 61
												205	A	San Diego St.	57 <b>58</b>
												245	A	Nevada	78 <b>79</b>
												262	A	Cal St. Fullerton	68 <b>72</b>
												262	H	Cal St. Fullerton	70 55
												272	A	Long Beach St.	40 <b>56</b>
												272	H	Long Beach St.	63 49
												274	A	San Diego	50 <b>58</b>
												289	A	UC Santa Barbara	47 35
												289	H	UC Santa Barbara	72 49
												316	A	Cal Poly	71 54
												316	H	Cal Poly	70 52
												337	H	Seattle U	67 51
LAST 12 Division I GAMES:															
				92	N	Utah	48 <b>73</b>	272	H	Long Beach St.	63 49				
				149	A	CSUN	69 68	289	H	UC Santa Barbara	72 49				
				151	A	UC Riverside	51 44	272	A	Long Beach St.	40 <b>56</b>				
				262	H	Cal St. Fullerton	70 55	169	A	UC Irvine	70 68				
				81	A	UC Davis	46 <b>72</b>	316	H	Cal Poly	70 52				
				169	H	UC Irvine	48 <b>53</b>	151	H	UC Riverside	55 <b>60</b>				

Non-Div I Games: Hawaii Pacific 66 51

Hawaii

Average RPI Win:	263	WON-LOST	WINNING	LAST 10	STRENGTH OF	OPP. STRENGTH	TEAM	ADJ.	CONF.	ADJ CONF.
Average RPI Loss:	87	RECORD	PCT. RANK	GAMES	SCHEDULE	OF SCHEDULE	RPI	RPI	RPI	RPI
DIV. I ONLY	20- 7	52	1- 0	214	298	95	95	27	27	
DIV. I NON-CONF.	5- 4	139	0- 0	131	198	104	104	29	29	
TOTALS	RPI 1-25	RPI 26-50	W-L RECORDS	RPI 51-100	RPI 101-150	RPI 150+				
20- 7	0- 1	0- 2	OVERALL	1- 2	0- 0	19- 2				
12- 1	0- 0	0- 0	HOME	1- 1	0- 0	11- 0				
8- 6	0- 1	0- 2	AWAY	0- 1	0- 0	8- 2				
0- 0	0- 0	0- 0	NEUTRAL	0- 0	0- 0	0- 0				
5- 4	0- 1	0- 2	NON-CONFERENCE	1- 0	0- 0	4- 1				
4- 0	0- 0	0- 0	HOME	1- 0	0- 0	3- 0				
1- 4	0- 1	0- 2	AWAY	0- 0	0- 0	1- 1				
0- 0	0- 0	0- 0	NEUTRAL	0- 0	0- 0	0- 0				
15- 3	0- 0	0- 0	CONFERENCE	0- 2	0- 0	15- 1				
8- 1	0- 0	0- 0	HOME	0- 1	0- 0	8- 0				
7- 2	0- 0	0- 0	AWAY	0- 1	0- 0	7- 1				
0- 0	0- 0	0- 0	NEUTRAL	0- 0	0- 0	0- 0				

RPI 1-25				RPI 26-50				RPI 51-100 Team's RPI: 95				RPI 101+			
RPI	S	Opponent	Score	RPI	S	Opponent	Score	RPI	S	Opponent	Score	RPI	S	Opponent	Score
22	A	Kentucky	49 71	44	A	Miami (OH)	55 68	76	H	American	66 61	153	A	Davidson	62 71
				49	A	Clemson	64 83	80	A	Radford	58 80	180	A	UNC Asheville	56 67
								80	H	Radford	79 84	180	H	UNC Asheville	82 81
												194	A	Hampton	104 98
												194	H	Hampton	82 73
												210	A	Campbell	70 69
												210	H	Campbell	65 60
												240	A	Gardner-Webb	78 61
												240	H	Gardner-Webb	78 70
												241	A	ETSU	73 65
												276	H	Norfolk St.	83 51
												293	A	Charleston So.	69 62
												293	H	Charleston So.	71 64
												306	H	Winthrop	56 54
												307	H	UNC Greensboro	82 75
												321	A	Presbyterian	70 63
												321	H	Presbyterian	79 40
												334	H	N.C. Central	80 69
												338	A	Longwood	65 54
												338	H	Longwood	70 47
												343	A	USC Upstate	87 61
LAST 12 Division I GAMES:															
210	A	Campbell	70 69	293	A	Charleston So.	69 62								
180	H	UNC Asheville	82 81	80	H	Radford	79 84								
194	A	Hampton	104 98	338	A	Longwood	65 54								
338	H	Longwood	70 47	194	H	Hampton	82 73								
240	H	Gardner-Webb	78 70	306	H	Winthrop	56 54								
321	A	Presbyterian	70 63	293	H	Charleston So.	71 64								

Non-Div I Games: Greensboro 102 50 Mars Hill 86 36









































































High Point

■ Loss, 
 ■ Non-Conf, S Site, 
 ■ Home 
 ■ Away 
 N Neutral

# Hofstra





Through Games Of March 13, 2019

Average RPI Win: <b>233</b>	WON-LOST	WINNING	LAST 10	STRENGTH OF	OPP. STRENGTH	TEAM	ADJ.	CONF.	ADJ CONF.
Average RPI Loss: <b>139</b>	RECORD	PCT. RANK	GAMES	SCHEDULE	OF SCHEDULE	RPI	RPI	RPI	RPI
DIV. I ONLY	9- 21	272	1- 0	143	175	246	246	10	10
DIV. I NON-CONF.	5- 6	177	0- 0	201	334	199	199	10	10
TOTALS	RPI 1-25	RPI 26-50	W-L RECORDS	RPI 51-100	RPI 101-150	RPI 150+			
9- 21	0- 2	0- 0	OVERALL	2- 3	0- 8	7- 8			
3- 9	0- 1	0- 0	HOME	1- 1	0- 3	2- 4			
4- 10	0- 1	0- 0	AWAY	1- 1	0- 4	3- 4			
2- 2	0- 0	0- 0	NEUTRAL	0- 1	0- 1	2- 0			
5- 6	0- 0	0- 0	NON-CONFERENCE	0- 1	0- 2	5- 3			
1- 2	0- 0	0- 0	HOME	0- 0	0- 0	1- 2			
3- 2	0- 0	0- 0	AWAY	0- 0	0- 1	3- 1			
1- 2	0- 0	0- 0	NEUTRAL	0- 1	0- 1	1- 0			
4- 15	0- 2	0- 0	CONFERENCE	2- 2	0- 6	2- 5			
2- 7	0- 1	0- 0	HOME	1- 1	0- 3	1- 2			
1- 8	0- 1	0- 0	AWAY	1- 1	0- 3	0- 3			
1- 0	0- 0	0- 0	NEUTRAL	0- 0	0- 0	1- 0			

RPI S Opponent Score	RPI S Opponent Score	RPI S Opponent Score	RPI S Opponent Score
25  James Madison 54  77		56  Wright St. 64  93	114  UNCW 54  89
25  James Madison 44  59		63  Drexel 39  62	114  UNCW 51  61
		63  Drexel 49  61	119  Marist 57  71
		98  Northeastern 63 62	124  Towson 68  92
		98  Northeastern 78 61	124  Towson 56  68
			126  Delaware 47  57
			126  Delaware 59  78
			137  Stony Brook 49  77
			161  William & Mary 72  83
			161  William & Mary 55  60
			178  Holy Cross 66  72
			181  Sacred Heart 64  70
			208  Stetson 53 50
			237  Elon 52  55
			237  Elon 64  77
			237  Elon 77 75
			250  Columbia 63  65
			261  St. Bonaventure 67 59
			276  Siena 57 50
			296  Col. of Charleston 62  70
			296  Col. of Charleston 68 49
			304  UMBC 45 42
			323  Iona 74 49
LAST 12 Division I GAMES:			
237  Elon 77 75	126  Delaware 47  57		
161  William & Mary 72  83	63  Drexel 39  62		
237  Elon 52  55	25  James Madison 44  59		
114  UNCW 51  61	124  Towson 56  68		
296  Col. of Charleston 68 49	296  Col. of Charleston 62  70		
98  Northeastern 63 62	114  UNCW 54  89		

Non-Div I Games: Wilmington (DE) 77 56

Hofstra

 Loss,  Non-Conf, S Site,  Home  Away N Neutral

# Holy Cross

Through Games Of March 13, 2019

Average RPI Win:	237	WON-LOST	WINNING	LAST 10	STRENGTH OF	OPP. STRENGTH	TEAM	ADJ.	CONF.	ADJ CONF.
Average RPI Loss:	190	RECORD	PCT. RANK	GAMES	SCHEDULE	OF SCHEDULE	RPI	RPI	RPI	RPI
DIV. I ONLY	18- 12	115	1- 0	298	240	178	178	18	18	
DIV. I NON-CONF.	8- 3	72	0- 0	341	294	203	203	21	21	
TOTALS	RPI 1-25	RPI 26-50	W-L RECORDS	RPI 51-100	RPI 101-150	RPI 150+				
18- 12	0- 0	1- 1	OVERALL	0- 2	0- 3	17- 6				
11- 4	0- 0	1- 0	HOME	0- 1	0- 1	10- 2				
7- 8	0- 0	0- 1	AWAY	0- 1	0- 2	7- 4				
0- 0	0- 0	0- 0	NEUTRAL	0- 0	0- 0	0- 0				
8- 3	0- 0	0- 0	NON-CONFERENCE	0- 0	0- 1	8- 2				
5- 1	0- 0	0- 0	HOME	0- 0	0- 0	5- 1				
3- 2	0- 0	0- 0	AWAY	0- 0	0- 1	3- 1				
0- 0	0- 0	0- 0	NEUTRAL	0- 0	0- 0	0- 0				
10- 9	0- 0	1- 1	CONFERENCE	0- 2	0- 2	9- 4				
6- 3	0- 0	1- 0	HOME	0- 1	0- 1	5- 1				
4- 6	0- 0	0- 1	AWAY	0- 1	0- 1	4- 3				
0- 0	0- 0	0- 0	NEUTRAL	0- 0	0- 0	0- 0				

RPI S	Opponent	Score	RPI S	Opponent	Score	RPI S	Opponent	Score	RPI S	Opponent	Score	Team's RPI: 178
43	A Bucknell	71 75	76	A American	58 70	125	A Lehigh	55 64				
43	H Bucknell	61 60	76	H American	44 71	125	H Lehigh	74 79				
						133	A Boston College	63 89				
						171	H Rider	71 61				
						174	A Boston U.	72 70				
						174	A Boston U.	64 61				
						174	H Boston U.	75 69				
						234	A Albany (NY)	56 50				
						246	H Hofstra	72 66				
						247	A Colgate	80 67				
						247	H Colgate	67 70				
						255	A Navy	47 54				
						255	H Navy	47 44				
						258	H Rhode Island	73 65				
						263	H Manhattan	61 53				
						264	A Loyola Maryland	58 48				
						264	H Loyola Maryland	78 60				
						278	A Vermont	65 40				
						280	H Brown	85 89				
						290	A Army West Point	53 60				
						290	H Army West Point	58 39				
						294	A Bryant	81 62				
						317	A New Hampshire	62 74				
						318	A Lafayette	63 73				
						318	H Lafayette	56 53				
						327	H UMass Lowell	63 54				
LAST 12 Division I GAMES:												
174	A Boston U.	72 70	174	A Boston U.	64 61							
125	H Lehigh	74 79	255	H Navy	47 44							
247	A Colgate	80 67	264	A Loyola Maryland	58 48							
76	H American	44 71	318	H Lafayette	56 53							
43	H Bucknell	61 60	76	A American	58 70							
290	A Army West Point	53 60	43	A Bucknell	71 75							

Non-Div I Games:

Holy Cross

Loss, Non-Conf, S Site, H Home A Away N Neutral



Average RPI Win:	202	WON-LOST	WINNING	LAST 10	STRENGTH OF	OPP. STRENGTH	TEAM	ADJ.	CONF.	ADJ CONF.
Average RPI Loss:	71	RECORD	PCT. RANK	GAMES	SCHEDULE	OF SCHEDULE	RPI	RPI	RPI	RPI
DIV. I ONLY	15- 15	170	0- 1	62	82	110	110	9	9	
DIV. I NON-CONF.	6- 7	172	0- 0	83	106	118	118	8	8	
TOTALS	RPI 1-25	RPI 26-50	W-L RECORDS	RPI 51-100	RPI 101-150	RPI 150+				
15- 15	0- 5	0- 1	OVERALL	1- 4	1- 3	13- 2				
6- 7	0- 3	0- 0	HOME	1- 2	0- 2	5- 0				
9- 7	0- 2	0- 1	AWAY	0- 2	1- 0	8- 2				
0- 1	0- 0	0- 0	NEUTRAL	0- 0	0- 1	0- 0				
6- 7	0- 1	0- 1	NON-CONFERENCE	1- 3	0- 1	5- 1				
1- 4	0- 1	0- 0	HOME	1- 2	0- 1	0- 0				
5- 3	0- 0	0- 1	AWAY	0- 1	0- 0	5- 1				
0- 0	0- 0	0- 0	NEUTRAL	0- 0	0- 0	0- 0				
9- 8	0- 4	0- 0	CONFERENCE	0- 1	1- 2	8- 1				
5- 3	0- 2	0- 0	HOME	0- 0	0- 1	5- 0				
4- 4	0- 2	0- 0	AWAY	0- 1	1- 0	3- 1				
0- 1	0- 0	0- 0	NEUTRAL	0- 0	0- 1	0- 0				

RPI 1-25				RPI 26-50				RPI 51-100				RPI 101+ Team's RPI: 110			
RPI	S	Opponent	Score	RPI	S	Opponent	Score	RPI	S	Opponent	Score	RPI	S	Opponent	Score
6	A	UConn	61 83	41	A	California	79 80	54	H	New Mexico	84 89	115	A	South Fla.	54 52
6	H	UConn	61 81					64	A	FGCU	71 76	115	H	South Fla.	49 59
15	A	UCF	56 58					66	H	Georgia Tech	95 89	115	N	South Fla.	55 72
15	H	UCF	50 59					71	H	UT Arlington	61 65	133	H	Boston College	57 64
17	H	Texas A&M	52 68					75	A	Cincinnati	57 68	157	H	Tulsa	76 44
												165	A	Temple	65 76
												165	H	Temple	78 65
												167	H	Tulane	83 82
												172	A	Louisiana Tech	88 100
												190	H	East Carolina	63 52
												193	A	Southern Miss.	61 44
												225	A	George Mason	66 56
												229	A	SMU	72 61
												229	H	SMU	69 68
												232	A	Memphis	59 57
												241	A	ETSU	84 77
												250	A	Columbia	83 72
												257	A	Wichita St.	66 58
												308	A	Incarinate Word	79 60
LAST 12 Division I GAMES:															
115	N	South Fla.	55 72	190	H	East Carolina	63 52								
15	H	UCF	50 59	115	A	South Fla.	54 52								
6	A	UConn	61 83	165	A	Temple	65 76								
115	H	South Fla.	49 59	229	H	SMU	69 68								
232	A	Memphis	59 57	15	A	UCF	56 58								
167	H	Tulane	83 82	157	H	Tulsa	76 44								

Non-Div I Games:

Houston

■ Loss, 
 ■ Non-Conf, 
 ■ S Site, 
 ■ Home 
 ■ A Away 
 N Neutral

## Houston Baptist

Through Games Of March 13, 2019









































































Average RPI Win:	295	WON-LOST	WINNING	LAST 10	STRENGTH OF	OPP. STRENGTH	TEAM	ADJ.	CONF.	ADJ CONF.
Average RPI Loss:	193	RECORD	PCT. RANK	GAMES	SCHEDULE	OF SCHEDULE	RPI	RPI	RPI	RPI
DIV. I ONLY	5- 19	316	0- 0	307	275	332	332	25	25	
DIV. I NON-CONF.	1- 5	311	0- 0	290	170	337	337	23	23	
TOTALS	RPI 1-25	RPI 26-50	W-L RECORDS	RPI 51-100	RPI 101-150	RPI 150+				
5- 19	0- 0	0- 0	OVERALL	0- 3	0- 3	5- 13				
3- 8	0- 0	0- 0	HOME	0- 1	0- 1	3- 6				
2- 11	0- 0	0- 0	AWAY	0- 2	0- 2	2- 7				
0- 0	0- 0	0- 0	NEUTRAL	0- 0	0- 0	0- 0				
1- 5	0- 0	0- 0	NON-CONFERENCE	0- 0	0- 2	1- 3				
1- 1	0- 0	0- 0	HOME	0- 0	0- 0	1- 1				
0- 4	0- 0	0- 0	AWAY	0- 0	0- 2	0- 2				
0- 0	0- 0	0- 0	NEUTRAL	0- 0	0- 0	0- 0				
4- 14	0- 0	0- 0	CONFERENCE	0- 3	0- 1	4- 10				
2- 7	0- 0	0- 0	HOME	0- 1	0- 1	2- 5				
2- 7	0- 0	0- 0	AWAY	0- 2	0- 0	2- 5				
0- 0	0- 0	0- 0	NEUTRAL	0- 0	0- 0	0- 0				

RPI 1-25			RPI 26-50			RPI 51-100			RPI 101+			Team's RPI: 332			
RPI	S	Opponent	Score	RPI	S	Opponent	Score	RPI	S	Opponent	Score				
								53	A	Lamar University	50 63	142	A	Texas Tech	76 82
								53	H	Lamar University	49 97	143	A	Oklahoma St.	44 77
								62	A	SFA	53 65	144	H	Abilene Christian	62 72
												156	A	Nicholls St.	54 77
												156	H	Nicholls St.	55 58
												159	H	Oral Roberts	56 74
												173	A	Sam Houston St.	64 83
												173	H	Sam Houston St.	63 74
												177	A	North Texas	75 100
												257	A	Wichita St.	50 68
												275	A	A&M-Corpus Christi	74 56
												275	H	A&M-Corpus Christi	56 70
												283	H	New Orleans	83 74
												285	H	Central Ark.	58 77
												299	H	La.-Monroe	68 60
												308	A	Incarnate Word	67 52
												308	H	Incarnate Word	60 59
												312	A	McNeese	71 81
												312	H	McNeese	67 72
												315	A	Northwestern St.	46 63
												324	A	Southeastern La.	65 73
LAST 12 Division I GAMES:															
				275	A	A&M-Corpus Christi	74 56					156	H	Nicholls St.	55 58
				308	A	Incarnate Word	67 52					285	H	Central Ark.	58 77
				312	H	McNeese	67 72					62	A	SFA	53 65
				53	H	Lamar University	49 97					275	H	A&M-Corpus Christi	56 70
				173	A	Sam Houston St.	64 83					308	H	Incarnate Word	60 59
				315	A	Northwestern St.	46 63					312	A	McNeese	71 81

Non-Div I Games: Howard Payne 93 60 Tex. A&M Int'l 81 48 McMurry 92 41 Southwest (NM) 100 57  
Houston Baptist





Loss, Non-Conf, S Site, H Home A Away N Neutral

Average RPI Win: <b>304</b>	WON-LOST	WINNING	LAST 10	STRENGTH OF	OPP. STRENGTH	TEAM	ADJ.	CONF.	ADJ CONF.
Average RPI Loss: <b>196</b>	RECORD	PCT. RANK	GAMES	SCHEDULE	OF SCHEDULE	RPI	RPI	RPI	RPI
DIV. I ONLY	<b>18- 12</b>	<b>115</b>	<b>1- 0</b>	<b>344</b>	<b>347</b>	<b>222</b>	<b>222</b>	<b>32</b>	<b>32</b>
DIV. I NON-CONF.	<b>7- 6</b>	<b>153</b>	<b>0- 0</b>	<b>289</b>	<b>305</b>	<b>193</b>	<b>193</b>	<b>32</b>	<b>32</b>
TOTALS	RPI 1-25	RPI 26-50	W-L RECORDS	RPI 51-100	RPI 101-150	RPI 150+			
18- 12	0- 0	0- 1	OVERALL	0- 1	0- 1	18- 9			
8- 4	0- 0	0- 0	HOME	0- 0	0- 1	8- 3			
9- 8	0- 0	0- 1	AWAY	0- 1	0- 0	9- 6			
1- 0	0- 0	0- 0	NEUTRAL	0- 0	0- 0	1- 0			
7- 6	0- 0	0- 1	NON-CONFERENCE	0- 1	0- 1	7- 3			
2- 2	0- 0	0- 0	HOME	0- 0	0- 1	2- 1			
5- 4	0- 0	0- 1	AWAY	0- 1	0- 0	5- 2			
0- 0	0- 0	0- 0	NEUTRAL	0- 0	0- 0	0- 0			
11- 6	0- 0	0- 0	CONFERENCE	0- 0	0- 0	11- 6			
6- 2	0- 0	0- 0	HOME	0- 0	0- 0	6- 2			
4- 4	0- 0	0- 0	AWAY	0- 0	0- 0	4- 4			
1- 0	0- 0	0- 0	NEUTRAL	0- 0	0- 0	1- 0			

RPI S	Opponent	Score	RPI S	Opponent	Score	RPI S	Opponent	Score	RPI S	Opponent	Score	Team's RPI: 222
			37 	North Carolina	63  	75 	Cincinnati	51  	131 	Mercer	70  	
									161 	William & Mary	75  	
									196 	N.C. A&T	58  	
									202 	UMES	72  	
									202 	UMES	73  	
									210 	Campbell	69 64	
									220 	Bethune-Cookman	63  	
									220 	Bethune-Cookman	61 40	
									225 	George Mason	73 59	
									270 	Richmond	60  	
									273 	Niagara	68 61	
									276 	Norfolk St.	59  	
									276 	Norfolk St.	74 70	
									276 	Siena	81  	
									284 	La Salle	57 54	
									300 	South Carolina St.	63  	
									310 	Morgan St.	74 62	
									310 	Morgan St.	79 56	
									314 	Coppin St.	88 81	
									320 	FIU	89 62	
									325 	NJIT	77 57	
									334 	N.C. Central	80 70	
									340 	Delaware St.	78 62	
									344 	Fairleigh Dickinson	79 58	
									345 	Savannah St.	106 70	
									346 	Florida A&M	81 59	
LAST 12 Division I GAMES:												
			346 	N Florida A&M	59 53	196 	N.C. A&T	58  				
			276 	Norfolk St.	59  	220 	Bethune-Cookman	63  				
			345 	Savannah St.	106 70	346 	Florida A&M	81 59				
			310 	Morgan St.	74 62	276 	Norfolk St.	74 70				
			314 	Coppin St.	88 81	202 	UMES	73  				
			334 	N.C. Central	80 70	340 	Delaware St.	78 62				

Non-Div I Games:

Howard

 Loss, 
  Non-Conf, S Site, 
  Home 
  Away 
 N Neutral

H  
o  
w  
a  
r  
d

RPI S Opponent Score

Through Games Of March 13, 2019

RPI	S	Opponent	Score	
346	H	Florida A&M	74	68
346	N	Florida A&M	59	53

H  
o  
w  
a  
r  
d

Howard

IUPUI				Through Games Of March 13, 2019						
Average RPI Win:	241	WON-LOST	WINNING	LAST 10	STRENGTH OF	OPP. STRENGTH	TEAM	ADJ.	CONF.	ADJ CONF.
Average RPI Loss:	97	RECORD	PCT. RANK	GAMES	SCHEDULE	OF SCHEDULE	RPI	RPI	RPI	RPI
DIV. I ONLY	19- 11	101	1- 0	216	191	132	132	21	21	
DIV. I NON-CONF.	5- 5	162	0- 0	81	93	99	99	19	19	
TOTALS	RPI 1-25	RPI 26-50	W-L RECORDS	RPI 51-100	RPI 101-150	RPI 150+				
19- 11	0- 1	0- 1	OVERALL	2- 5	2- 1	15- 3				
9- 4	0- 0	0- 1	HOME	0- 3	2- 0	7- 0				
9- 6	0- 1	0- 0	AWAY	1- 1	0- 1	8- 3				
1- 1	0- 0	0- 0	NEUTRAL	1- 1	0- 0	0- 0				
5- 5	0- 1	0- 1	NON-CONFERENCE	1- 1	1- 0	3- 2				
1- 2	0- 0	0- 1	HOME	0- 1	1- 0	0- 0				
3- 3	0- 1	0- 0	AWAY	0- 0	0- 0	3- 2				
1- 0	0- 0	0- 0	NEUTRAL	1- 0	0- 0	0- 0				
14- 6	0- 0	0- 0	CONFERENCE	1- 4	1- 1	12- 1				
8- 2	0- 0	0- 0	HOME	0- 2	1- 0	7- 0				
6- 3	0- 0	0- 0	AWAY	1- 1	0- 1	5- 1				
0- 1	0- 0	0- 0	NEUTRAL	0- 1	0- 0	0- 0				

RPI 1-25				RPI 26-50				RPI 51-100				RPI 101+ Team's RPI: 132			
RPI	S	Opponent	Score	RPI	S	Opponent	Score	RPI	S	Opponent	Score	RPI	S	Opponent	Score
7	A	Iowa	58 72	33	H	Ohio	66 73	56	A	Wright St.	59 66	111	H	UT Martin	73 72
								56	H	Wright St.	75 78	122	A	Youngstown St.	52 70
								56	N	Wright St.	51 60	122	H	Youngstown St.	64 44
								67	A	Green Bay	67 63	152	A	Southern Ill.	73 78
								67	H	Green Bay	43 45	186	A	Wisconsin	64 65
								90	N	VCU	63 61	198	A	Milwaukee	67 66
								91	H	UNI	40 53	198	H	Milwaukee	76 55
												230	A	Indiana St.	64 59
												239	A	Ole Miss	66 58
												244	A	Northern Ky.	57 60
												244	H	Northern Ky.	60 44
												244	H	Northern Ky.	70 48
												281	A	Cleveland St.	75 50
												281	H	Cleveland St.	64 36
												302	A	UTSA	58 50
												309	A	Oakland	76 70
												309	H	Oakland	82 53
												336	A	Detroit Mercy	58 41
												336	H	Detroit Mercy	82 47
												339	A	UIC	73 44
												339	H	UIC	71 43
LAST 12 Division I GAMES:															
244	H	Northern Ky.	60 44	309	A	Oakland	76 70								
56	N	Wright St.	51 60	281	H	Cleveland St.	64 36								
198	H	Milwaukee	76 55	122	H	Youngstown St.	64 44								
67	H	Green Bay	43 45	56	A	Wright St.	59 66								
339	A	UIC	73 44	244	A	Northern Ky.	57 60								
336	A	Detroit Mercy	58 41	67	A	Green Bay	67 63								

Non-Div I Games: Purdue Northwest 101 40

IUPUI

■ Loss, 
 ■ Non-Conf, S Site, 
 ■ Home 
 ■ Away 
 N Neutral

## Idaho

Through Games Of March 13, 2019

Average RPI Win:	204	WON-LOST	WINNING	LAST 10	STRENGTH OF	OPP. STRENGTH	TEAM	ADJ.	CONF.	ADJ CONF.
Average RPI Loss:	113	RECORD	PCT. RANK	GAMES	SCHEDULE	OF SCHEDULE	RPI	RPI	RPI	RPI
DIV. I ONLY	20- 11	94	1- 0	112	150	87	87	16	16	
DIV. I NON-CONF.	3- 6	241	0- 0	48	32	131	131	13	13	
TOTALS	RPI 1-25	RPI 26-50	W-L RECORDS	RPI 51-100	RPI 101-150	RPI 150+				
20- 11	0- 2	0- 1	OVERALL	0- 1	7- 4	13- 3				
10- 2	0- 0	0- 0	HOME	0- 0	3- 2	7- 0				
9- 7	0- 2	0- 0	AWAY	0- 1	4- 1	5- 3				
1- 2	0- 0	0- 1	NEUTRAL	0- 0	0- 1	1- 0				
3- 6	0- 2	0- 1	NON-CONFERENCE	0- 1	2- 0	1- 2				
2- 0	0- 0	0- 0	HOME	0- 0	1- 0	1- 0				
1- 5	0- 2	0- 0	AWAY	0- 1	1- 0	0- 2				
0- 1	0- 0	0- 1	NEUTRAL	0- 0	0- 0	0- 0				
17- 5	0- 0	0- 0	CONFERENCE	0- 0	5- 4	12- 1				
8- 2	0- 0	0- 0	HOME	0- 0	2- 2	6- 0				
8- 2	0- 0	0- 0	AWAY	0- 0	3- 1	5- 1				
1- 1	0- 0	0- 0	NEUTRAL	0- 0	0- 1	1- 0				

RPI 1-25				RPI 26-50				RPI 51-100 Team's RPI: 87				RPI 101+			
RPI	S	Opponent	Score	RPI	S	Opponent	Score	RPI	S	Opponent	Score	RPI	S	Opponent	Score
4	A	Stanford	71 115	38	N	Boise St.	85 91	61	A	Wyoming	61 64	108	A	Idaho St.	86 72
13	A	Gonzaga	51 88									108	H	Idaho St.	67 73
												109	A	Portland St.	81 68
												109	H	Portland St.	80 78
												109	N	Portland St.	59 75
												128	A	Northern Colo.	72 77
												128	H	Northern Colo.	72 86
												142	A	Texas Tech	88 77
												147	A	Montana St.	82 66
												147	H	Montana St.	90 65
												149	H	CSUN	88 73
												184	A	Eastern Wash.	75 74
												184	H	Eastern Wash.	84 68
												188	A	Montana	79 82
												188	H	Montana	76 68
												199	A	Hawaii	61 69
												221	A	Northern Ariz.	86 69
												221	H	Northern Ariz.	90 72
												221	N	Northern Ariz.	90 73
												252	H	San Francisco	70 63
												265	A	Sacramento St.	69 65
												265	H	Sacramento St.	104 66
												271	A	Southern Utah	82 70
												271	H	Southern Utah	77 49
												272	A	Long Beach St.	63 70
												313	A	Weber St.	79 74
LAST 12 Division I GAMES:															
		221	N	Northern Ariz.	90	73			271	H	Southern Utah	77	49		
		109	N	Portland St.	59	75			221	H	Northern Ariz.	90	72		
		108	H	Idaho St.	67	73			184	A	Eastern Wash.	75	74		
		313	H	Weber St.	86	78			128	A	Northern Colo.	72	77		
		265	A	Sacramento St.	69	65			147	H	Montana St.	90	65		
		109	A	Portland St.	81	68			188	H	Montana	76	68		

Non-Div I Games:

Idaho

■ Loss, 
 ■ Non-Conf, 
 ■ S Site, 
 ■ Home 
 ■ A Away 
 N Neutral

RPI S Opponent Score

RPI	S	Opponent	Score
313	H	Weber St.	86 78

I  
d  
a  
h  
o

I  
d  
a  
h  
o

Idaho

Average RPI Win:	209	WON-LOST	WINNING	LAST 10	STRENGTH OF	OPP. STRENGTH	TEAM	ADJ.	CONF.	ADJ CONF.
Average RPI Loss:	119	RECORD	PCT. RANK	GAMES	SCHEDULE	OF SCHEDULE	RPI	RPI	RPI	RPI
DIV. I ONLY	19- 10	87	0- 1	158	171	108	108	16	16	
DIV. I NON-CONF.	4- 4	162	0- 0	60	163	91	91	13	13	
TOTALS	RPI 1-25	RPI 26-50	W-L RECORDS	RPI 51-100	RPI 101-150	RPI 150+				
19- 10	0- 1	0- 0	OVERALL	2- 4	4- 2	13- 3				
9- 3	0- 0	0- 0	HOME	1- 1	2- 1	6- 1				
9- 5	0- 1	0- 0	AWAY	1- 2	2- 1	6- 1				
1- 2	0- 0	0- 0	NEUTRAL	0- 1	0- 0	1- 1				
4- 4	0- 1	0- 0	NON-CONFERENCE	1- 3	0- 0	3- 0				
2- 0	0- 0	0- 0	HOME	1- 0	0- 0	1- 0				
1- 3	0- 1	0- 0	AWAY	0- 2	0- 0	1- 0				
1- 1	0- 0	0- 0	NEUTRAL	0- 1	0- 0	1- 0				
15- 6	0- 0	0- 0	CONFERENCE	1- 1	4- 2	10- 3				
7- 3	0- 0	0- 0	HOME	0- 1	2- 1	5- 1				
8- 2	0- 0	0- 0	AWAY	1- 0	2- 1	5- 1				
0- 1	0- 0	0- 0	NEUTRAL	0- 0	0- 0	0- 1				

RPI 1-25				RPI 26-50				RPI 51-100				RPI 101+ Team's RPI: 108			
RPI	S	Opponent	Score	RPI	S	Opponent	Score	RPI	S	Opponent	Score	RPI	S	Opponent	Score
13	A	Gonzaga	51 70					66	N	Georgia Tech	51 74	109	A	Portland St.	58 57
								79	A	Arizona	46 71	109	H	Portland St.	72 54
								87	A	Idaho	73 67	128	A	Northern Colo.	56 60
								87	H	Idaho	72 86	128	H	Northern Colo.	59 61
								92	A	Utah	60 74	147	A	Montana St.	62 49
								97	H	Pepperdine	65 63	147	H	Montana St.	61 43
												184	A	Eastern Wash.	74 45
												184	H	Eastern Wash.	63 48
												184	N	Eastern Wash.	65 67
												188	A	Montana	59 60
												188	H	Montana	50 34
												212	A	California Baptist	72 57
												221	A	Northern Ariz.	80 69
												221	H	Northern Ariz.	77 81
												265	A	Sacramento St.	56 42
												265	H	Sacramento St.	73 43
												271	A	Southern Utah	69 57
												271	H	Southern Utah	80 47
												291	N	Kennesaw St.	60 49
												292	H	Utah Valley	80 68
												313	A	Weber St.	70 57
												313	H	Weber St.	84 57
LAST 12 Division I GAMES:															
184	N	Eastern Wash.	65 67	188	A	Montana	59 60	147	A	Montana St.	62 49	271	H	Southern Utah	80 47
87	A	Idaho	73 67	271	H	Southern Utah	80 47	221	H	Northern Ariz.	77 81	109	A	Portland St.	58 57
184	A	Eastern Wash.	74 45	109	A	Portland St.	58 57	265	A	Sacramento St.	56 42				
128	H	Northern Colo.	59 61												
313	H	Weber St.	84 57												
109	H	Portland St.	72 54												

Non-Div I Games: Benedictine Mesa 88 51

Idaho St.

Loss, Non-Conf, S Site, H Home A Away N Neutral



Average RPI Win:	<b>239</b>	WON-LOST	WINNING	LAST 10	STRENGTH OF	OPP. STRENGTH	TEAM	ADJ.	CONF.	ADJ CONF.
Average RPI Loss:	<b>82</b>	RECORD	PCT. RANK	GAMES	SCHEDULE	OF SCHEDULE	RPI	RPI	RPI	RPI
DIV. I ONLY	<b>10- 20</b>	<b>262</b>	<b>0- 1</b>	<b>109</b>	<b>78</b>	<b>226</b>	<b>226</b>	<b>4</b>	<b>4</b>	
DIV. I NON-CONF.	<b>8- 3</b>	<b>72</b>	<b>0- 0</b>	<b>308</b>	<b>258</b>	<b>189</b>	<b>189</b>	<b>6</b>	<b>6</b>	
TOTALS	RPI 1-25	RPI 26-50	W-L RECORDS	RPI 51-100	RPI 101-150	RPI 150+				
10- 20	0- 4	0- 6	OVERALL	0- 4	1- 4	9- 2				
8- 9	0- 2	0- 4	HOME	0- 1	0- 2	8- 0				
2- 9	0- 2	0- 2	AWAY	0- 2	1- 2	1- 1				
0- 2	0- 0	0- 0	NEUTRAL	0- 1	0- 0	0- 1				
8- 3	0- 0	0- 2	NON-CONFERENCE	0- 0	0- 0	8- 1				
7- 1	0- 0	0- 1	HOME	0- 0	0- 0	7- 0				
1- 1	0- 0	0- 1	AWAY	0- 0	0- 0	1- 0				
0- 1	0- 0	0- 0	NEUTRAL	0- 0	0- 0	0- 1				
2- 17	0- 4	0- 4	CONFERENCE	0- 4	1- 4	1- 1				
1- 8	0- 2	0- 3	HOME	0- 1	0- 2	1- 0				
1- 8	0- 2	0- 1	AWAY	0- 2	1- 2	0- 1				
0- 1	0- 0	0- 0	NEUTRAL	0- 1	0- 0	0- 0				

RPI 1-25				RPI 26-50				RPI 51-100				RPI 101+ Team's RPI: 226			
RPI	S	Opponent	Score	RPI	S	Opponent	Score	RPI	S	Opponent	Score	RPI	S	Opponent	Score
7	A	Iowa	66 <b>88</b>	30	H	Rutgers	60 <b>71</b>	89	A	Purdue	50 <b>72</b>	107	A	Minnesota	66 62
7	H	Iowa	75 <b>94</b>	31	H	Missouri	45 <b>67</b>	89	N	Purdue	60 <b>72</b>	117	A	Northwestern	45 <b>68</b>
14	A	Maryland	62 <b>71</b>	42	A	Michigan St.	60 <b>77</b>	94	H	Nebraska	67 <b>77</b>	117	H	Northwestern	56 <b>64</b>
14	H	Maryland	66 <b>80</b>	46	H	Michigan	56 <b>70</b>	100	A	Ohio St.	70 <b>78</b>	145	A	Penn St.	48 <b>62</b>
				47	H	Indiana	83 <b>85</b>					145	H	Penn St.	65 <b>76</b>
				49	A	Clemson	67 <b>69</b>					186	A	Wisconsin	67 <b>75</b>
												186	H	Wisconsin	78 68
												195	H	Eastern Mich.	72 66
												230	H	Indiana St.	75 57
												238	H	SIUE	74 57
												250	H	Columbia	76 69
												260	H	Murray St.	84 52
												265	N	Sacramento St.	107 <b>109</b>
												301	H	Alabama A&M	88 60
												311	H	Valparaiso	73 54
												316	A	Cal Poly	74 51
LAST 12 Division I GAMES:															
		89	N	Purdue	60	<b>72</b>			186	H	Wisconsin	78	68		
		14	A	Maryland	62	<b>71</b>			89	A	Purdue	50	<b>72</b>		
		145	H	Penn St.	65	<b>76</b>			14	H	Maryland	66	<b>80</b>		
		186	A	Wisconsin	67	<b>75</b>			100	A	Ohio St.	70	<b>78</b>		
		46	H	Michigan	56	<b>70</b>			117	H	Northwestern	56	<b>64</b>		
		7	A	Iowa	66	<b>88</b>			42	A	Michigan St.	60	<b>77</b>		

Non-Div I Games:

Illinois

■ Loss, 
 ■ Non-Conf, 
 ■ S Site, 
 ■ H Home 
 ■ A Away 
 N Neutral

Average RPI Win:	222	WON-LOST	WINNING	LAST 10	STRENGTH OF	OPP. STRENGTH	TEAM	ADJ.	CONF.	ADJ CONF.
Average RPI Loss:	152	RECORD	PCT. RANK	GAMES	SCHEDULE	OF SCHEDULE	RPI	RPI	RPI	RPI
DIV. I ONLY	17- 11	113	1- 0	220	214	140	140	13	13	
DIV. I NON-CONF.	6- 4	125	0- 0	299	306	173	173	15	15	
TOTALS	RPI 1-25	RPI 26-50	W-L RECORDS	RPI 51-100	RPI 101-150	RPI 150+				
17- 11	0- 2	0- 0	OVERALL	3- 2	0- 2	14- 5				
10- 3	0- 1	0- 0	HOME	1- 1	0- 1	9- 0				
7- 8	0- 1	0- 0	AWAY	2- 1	0- 1	5- 5				
0- 0	0- 0	0- 0	NEUTRAL	0- 0	0- 0	0- 0				
6- 4	0- 0	0- 0	NON-CONFERENCE	0- 1	0- 0	6- 3				
4- 0	0- 0	0- 0	HOME	0- 0	0- 0	4- 0				
2- 4	0- 0	0- 0	AWAY	0- 1	0- 0	2- 3				
0- 0	0- 0	0- 0	NEUTRAL	0- 0	0- 0	0- 0				
11- 7	0- 2	0- 0	CONFERENCE	3- 1	0- 2	8- 2				
6- 3	0- 1	0- 0	HOME	1- 1	0- 1	5- 0				
5- 4	0- 1	0- 0	AWAY	2- 0	0- 1	3- 2				
0- 0	0- 0	0- 0	NEUTRAL	0- 0	0- 0	0- 0				

RPI 1-25				RPI 26-50				RPI 51-100				RPI 101+ Team's RPI: 140			
RPI	S	Opponent	Score	RPI	S	Opponent	Score	RPI	S	Opponent	Score	RPI	S	Opponent	Score
16	A	Drake	61 88					70	A	Missouri St.	60 56	150	A	Bradley	65 75
16	H	Drake	64 82					70	H	Missouri St.	47 59	150	H	Bradley	68 79
								74	A	Butler	56 58	152	A	Southern Ill.	68 66
								91	A	UNI	54 53	152	H	Southern Ill.	60 52
								91	H	UNI	66 64	183	H	Saint Louis	72 67
												195	A	Eastern Mich.	41 50
												224	H	North Dakota	67 55
												230	A	Indiana St.	44 59
												230	H	Indiana St.	78 70
												231	A	UMKC	62 55
												238	A	SIUE	61 68
												244	A	Northern Ky.	58 53
												253	A	Loyola Chicago	59 62
												253	H	Loyola Chicago	65 52
												259	H	Austin Peay	61 49
												281	A	Cleveland St.	63 67
												309	H	Oakland	62 56
												311	A	Valparaiso	70 67
												311	H	Valparaiso	74 53
												331	A	Evansville	72 61
												331	H	Evansville	82 59
LAST 12 Division I GAMES:															
91	A	UNI	54 53	70	A	Missouri St.	60 56								
16	A	Drake	61 88	230	H	Indiana St.	78 70								
311	H	Valparaiso	74 53	331	H	Evansville	82 59								
253	H	Loyola Chicago	65 52	311	A	Valparaiso	70 67								
150	A	Bradley	65 75	253	A	Loyola Chicago	59 62								
152	A	Southern Ill.	68 66	150	H	Bradley	68 79								

Non-Div I Games: Maryville (MO) 61 52

Illinois St.

Loss, Non-Conf, S Site, H Home A Away N Neutral

Average RPI Win:	302	WON-LOST	WINNING	LAST 10	STRENGTH OF	OPP. STRENGTH	TEAM	ADJ.	CONF.	ADJ CONF.
Average RPI Loss:	162	RECORD	PCT. RANK	GAMES	SCHEDULE	OF SCHEDULE	RPI	RPI	RPI	RPI
DIV. I ONLY	5- 24	329	0- 1	151	280	308	308	25	25	
DIV. I NON-CONF.	0- 11	336	0- 0	79	183	301	301	23	23	
TOTALS	RPI 1-25	RPI 26-50	W-L RECORDS	RPI 51-100	RPI 101-150	RPI 150+				
5- 24	0- 1	0- 2	OVERALL	0- 6	0- 4	5- 11				
4- 9	0- 0	0- 1	HOME	0- 3	0- 2	4- 3				
1- 15	0- 1	0- 1	AWAY	0- 3	0- 2	1- 8				
0- 0	0- 0	0- 0	NEUTRAL	0- 0	0- 0	0- 0				
0- 11	0- 1	0- 2	NON-CONFERENCE	0- 2	0- 2	0- 4				
0- 4	0- 0	0- 1	HOME	0- 1	0- 1	0- 1				
0- 7	0- 1	0- 1	AWAY	0- 1	0- 1	0- 3				
0- 0	0- 0	0- 0	NEUTRAL	0- 0	0- 0	0- 0				
5- 13	0- 0	0- 0	CONFERENCE	0- 4	0- 2	5- 7				
4- 5	0- 0	0- 0	HOME	0- 2	0- 1	4- 2				
1- 8	0- 0	0- 0	AWAY	0- 2	0- 1	1- 5				
0- 0	0- 0	0- 0	NEUTRAL	0- 0	0- 0	0- 0				

RPI 1-25				RPI 26-50				RPI 51-100				RPI 101+				Team's RPI: 308	
RPI	S	Opponent	Score	RPI	S	Opponent	Score	RPI	S	Opponent	Score	RPI	S	Opponent	Score		
23	A	Arizona St.	43 81	35	H	Rice	63 74	53	A	Lamar University	53 79	107	A	Minnesota	39 75		
				40	A	South Dakota	43 96	53	H	Lamar University	51 77	110	H	Houston	60 79		
								62	A	SFA	48 65	144	A	Abilene Christian	53 102		
								62	H	SFA	56 66	144	H	Abilene Christian	50 71		
								71	H	UT Arlington	49 97	156	A	Nicholls St.	62 86		
								79	A	Arizona	42 84	173	H	Sam Houston St.	56 76		
												204	A	Massachusetts	59 71		
												205	A	San Diego St.	38 81		
												275	A	A&M-Corpus Christi	49 57		
												275	H	A&M-Corpus Christi	77 72		
												283	A	New Orleans	55 58		
												283	H	New Orleans	81 69		
												285	A	Central Ark.	43 74		
												312	A	McNeese	68 66		
												313	H	Weber St.	64 72		
												315	H	Northwestern St.	100 91		
												324	H	Southeastern La.	76 69		
												332	A	Houston Baptist	59 60		
												332	H	Houston Baptist	52 67		
												341	A	Grand Canyon	63 74		
LAST 12 Division I GAMES:																	
144	A	Abilene Christian	53 102	144	H	Abilene Christian	50 71										
332	H	Houston Baptist	52 67	324	H	Southeastern La.	76 69										
275	H	A&M-Corpus Christi	77 72	275	A	A&M-Corpus Christi	49 57										
315	H	Northwestern St.	100 91	283	A	New Orleans	55 58										
62	A	SFA	48 65	332	A	Houston Baptist	59 60										
53	A	Lamar University	53 79	283	H	New Orleans	81 69										

Non-Div I Games:

Incarnate Word

## Indiana

Through Games Of March 13, 2019

Average RPI Win:	125	WON-LOST	WINNING	LAST 10	STRENGTH OF	OPP. STRENGTH	TEAM	ADJ.	CONF.	ADJ CONF.
Average RPI Loss:	75	RECORD	PCT. RANK	GAMES	SCHEDULE	OF SCHEDULE	RPI	RPI	RPI	RPI
DIV. I ONLY	20- 12	104	1- 0	39	60	47	47	4	4	
DIV. I NON-CONF.	11- 1	13	0- 0	117	88	22	22	6	6	
TOTALS	RPI 1-25	RPI 26-50	W-L RECORDS	RPI 51-100	RPI 101-150	RPI 150+				
20- 12	1- 2	4- 4	OVERALL	4- 2	5- 3	6- 1				
11- 4	1- 1	2- 1	HOME	3- 0	2- 2	3- 0				
6- 6	0- 0	1- 3	AWAY	1- 2	1- 1	3- 0				
3- 2	0- 1	1- 0	NEUTRAL	0- 0	2- 0	0- 1				
11- 1	0- 0	2- 0	NON-CONFERENCE	2- 0	3- 0	4- 1				
6- 0	0- 0	0- 0	HOME	2- 0	1- 0	3- 0				
3- 0	0- 0	1- 0	AWAY	0- 0	1- 0	1- 0				
2- 1	0- 0	1- 0	NEUTRAL	0- 0	1- 0	0- 1				
9- 11	1- 2	2- 4	CONFERENCE	2- 2	2- 3	2- 0				
5- 4	1- 1	2- 1	HOME	1- 0	1- 2	0- 0				
3- 6	0- 0	0- 3	AWAY	1- 2	0- 1	2- 0				
1- 1	0- 1	0- 0	NEUTRAL	0- 0	1- 0	0- 0				

RPI 1-25				RPI 26-50				Team's RPI: 47	RPI 51-100				RPI 101+			
RPI	S	Opponent	Score	RPI	S	Opponent	Score		RPI	S	Opponent	Score	RPI	S	Opponent	Score
7	H	Iowa	75 73	30	A	Rutgers	64 69		70	H	Missouri St.	98 74	106	N	Loyola Marymount	67 43
7	N	Iowa	61 70	30	H	Rutgers	61 69		74	H	Butler	66 46	107	H	Minnesota	61 65
14	H	Maryland	56 76	34	A	UCLA	67 65		89	A	Purdue	53 56	107	N	Minnesota	66 58
				40	N	South Dakota	68 60		89	H	Purdue	73 51	117	A	Northwestern	49 69
				42	A	Michigan St.	61 77		94	A	Nebraska	82 78	117	H	Northwestern	69 75
				42	H	Michigan St.	68 64		100	A	Ohio St.	50 55	123	H	Northern Ill.	91 73
				46	A	Michigan	58 67						145	H	Penn St.	83 75
				46	H	Michigan	70 60						148	A	Wake Forest	87 73
													186	A	Wisconsin	75 68
													198	H	Milwaukee	68 66
													200	N	Grambling	62 65
													213	H	Florida	83 64
													226	A	Illinois	85 83
													236	H	North Florida	75 52
													309	A	Oakland	59 32
LAST 12 Division I GAMES:																
107	N	Minnesota	66 58	46	A	Michigan	58 67									
7	N	Iowa	61 70	42	A	Michigan St.	61 77									
89	H	Purdue	73 51	107	H	Minnesota	61 65									
117	A	Northwestern	49 69	94	A	Nebraska	82 78									
7	H	Iowa	75 73	30	A	Rutgers	64 69									
30	H	Rutgers	61 69	14	H	Maryland	56 76									

Non-Div I Games:

Indiana

■ Loss, 
■ Non-Conf, 
■ S Site, 
■ H Home 
■ A Away 
N Neutral

Average RPI Win:	257	WON-LOST	WINNING	LAST 10	STRENGTH OF	OPP. STRENGTH	TEAM	ADJ.	CONF.	ADJ CONF.
Average RPI Loss:	149	RECORD	PCT. RANK	GAMES	SCHEDULE	OF SCHEDULE	RPI	RPI	RPI	RPI
DIV. I ONLY	10- 18	250	0- 1	199	233	230	230	13	13	
DIV. I NON-CONF.	5- 5	162	0- 0	275	335	196	196	15	15	
TOTALS	RPI 1-25	RPI 26-50	W-L RECORDS	RPI 51-100	RPI 101-150	RPI 150+				
10- 18	0- 2	0- 0	OVERALL	0- 5	1- 4	9- 7				
3- 8	0- 1	0- 0	HOME	0- 2	1- 2	2- 3				
7- 9	0- 1	0- 0	AWAY	0- 3	0- 2	7- 3				
0- 1	0- 0	0- 0	NEUTRAL	0- 0	0- 0	0- 1				
5- 5	0- 0	0- 0	NON-CONFERENCE	0- 1	0- 1	5- 3				
1- 1	0- 0	0- 0	HOME	0- 0	0- 1	1- 0				
4- 3	0- 0	0- 0	AWAY	0- 1	0- 0	4- 2				
0- 1	0- 0	0- 0	NEUTRAL	0- 0	0- 0	0- 1				
5- 13	0- 2	0- 0	CONFERENCE	0- 4	1- 3	4- 4				
2- 7	0- 1	0- 0	HOME	0- 2	1- 1	1- 3				
3- 6	0- 1	0- 0	AWAY	0- 2	0- 2	3- 1				
0- 0	0- 0	0- 0	NEUTRAL	0- 0	0- 0	0- 0				

RPI 1-25				RPI 26-50				RPI 51-100				RPI 101+ Team's RPI: 230			
RPI	S	Opponent	Score	RPI	S	Opponent	Score	RPI	S	Opponent	Score	RPI	S	Opponent	Score
16	A	Drake	77 96					70	A	Missouri St.	58 71	132	H	IUPUI	59 64
16	H	Drake	68 70					70	H	Missouri St.	66 76	140	A	Illinois St.	70 78
								74	A	Butler	49 72	140	H	Illinois St.	59 44
								91	A	UNI	63 71	150	A	Bradley	80 81
								91	H	UNI	51 71	150	H	Bradley	45 61
												152	A	Southern Ill.	61 58
												152	H	Southern Ill.	61 80
												169	N	UC Irvine	61 77
												183	A	Saint Louis	60 56
												217	A	Marshall	62 53
												226	A	Illinois	57 75
												243	A	Southeast Mo. St.	62 51
												253	A	Loyola Chicago	54 56
												253	H	Loyola Chicago	36 44
												295	A	Eastern Ill.	39 63
												311	A	Valparaiso	86 82
												311	H	Valparaiso	67 59
												331	A	Evansville	76 69
												331	H	Evansville	56 59
												339	H	UIC	60 53
												341	A	Grand Canyon	88 81
LAST 12 Division I GAMES:															
70	H	Missouri St.	66 76	253	H	Loyola Chicago	36 44								
152	H	Southern Ill.	61 80	140	A	Illinois St.	70 78								
331	H	Evansville	56 59	150	A	Bradley	80 81								
16	A	Drake	77 96	331	A	Evansville	76 69								
91	A	UNI	63 71	91	H	UNI	51 71								
311	H	Valparaiso	67 59	16	H	Drake	68 70								

Non-Div I Games: Davenport 79 43

Indiana St.

Loss, Non-Conf, S Site, H Home A Away N Neutral

Average RPI Win: <b>280</b>	WON-LOST	WINNING	LAST 10	STRENGTH OF	OPP. STRENGTH	TEAM	ADJ.	CONF.	ADJ CONF.
Average RPI Loss: <b>183</b>	RECORD	PCT. RANK	GAMES	SCHEDULE	OF SCHEDULE	RPI	RPI	RPI	RPI
DIV. I ONLY	5- 26	335	1- 0	222	264	323	323	26	26
DIV. I NON-CONF.	1- 10	329	0- 0	55	105	277	277	27	27
TOTALS	RPI 1-25	RPI 26-50	W-L RECORDS	RPI 51-100	RPI 101-150	RPI 150+			
5- 26	0- 0	0- 3	OVERALL	0- 3	0- 3	5- 17			
2- 13	0- 0	0- 2	HOME	0- 2	0- 2	2- 7			
2- 12	0- 0	0- 1	AWAY	0- 1	0- 1	2- 9			
1- 1	0- 0	0- 0	NEUTRAL	0- 0	0- 0	1- 1			
1- 10	0- 0	0- 2	NON-CONFERENCE	0- 3	0- 2	1- 3			
1- 5	0- 0	0- 1	HOME	0- 2	0- 2	1- 0			
0- 5	0- 0	0- 1	AWAY	0- 1	0- 0	0- 3			
0- 0	0- 0	0- 0	NEUTRAL	0- 0	0- 0	0- 0			
4- 16	0- 0	0- 1	CONFERENCE	0- 0	0- 1	4- 14			
1- 8	0- 0	0- 1	HOME	0- 0	0- 0	1- 7			
2- 7	0- 0	0- 0	AWAY	0- 0	0- 1	2- 6			
1- 1	0- 0	0- 0	NEUTRAL	0- 0	0- 0	1- 1			

RPI S	Opponent	Score	RPI S	Opponent	Score	RPI S	Opponent	Score	RPI S	Opponent	Score	Team's RPI: 323
28	H Central Mich.	39 82	59	H Penn	43 66	116	H St. John's (NY)	35 61				
39	H Quinnipiac	39 76	82	H Fordham	40 57	119	A Marist	36 76				
43	A Bucknell	43 81	83	A Toledo	38 84	137	H Stony Brook	51 53				
						154	A Kansas	44 75				
						165	A Temple	39 59				
						171	A Rider	64 75				
						171	H Rider	58 66				
						171 N	Rider	46 54				
						214	A Monmouth	52 51				
						214	H Monmouth	38 55				
						216	H George Washington	52 43				
						246	A Hofstra	49 74				
						263	A Manhattan	33 55				
						263	H Manhattan	52 54				
						273	A Niagara	53 72				
						273	H Niagara	46 58				
						276	A Siena	47 59				
						276	H Siena	45 66				
						276 N	Siena	75 64				
						282	A Fairfield	56 67				
						282	H Fairfield	42 55				
						287	A Canisius	47 67				
						287	H Canisius	40 48				
						347	A Saint Peter's	58 53				
						347	H Saint Peter's	61 57				
LAST 12 Division I GAMES:												
276 N	Siena	75 64	214	A Monmouth	52 51							
171 N	Rider	46 54	171	A Rider	64 75							
347	A Saint Peter's	58 53	276	H Siena	45 66							
282	A Fairfield	56 67	273	A Niagara	53 72							
263	H Manhattan	52 54	287	A Canisius	47 67							
347	H Saint Peter's	61 57	39	H Quinnipiac	39 76							

Non-Div I Games:

Iona

■ Loss, 
 ■ Non-Conf, 
 ■ S Site, 
 ■ Home 
 ■ A Away 
 N Neutral

Average RPI Win:	104	WON-LOST	WINNING	LAST 10	STRENGTH OF	OPP. STRENGTH	TEAM	ADJ.	CONF.	ADJ CONF.
Average RPI Loss:	41	RECORD	PCT. RANK	GAMES	SCHEDULE	OF SCHEDULE	RPI	RPI	RPI	RPI
DIV. I ONLY	26- 6	21	1- 0	8	40	7	7	4	4	
DIV. I NON-CONF.	9- 2	43	0- 0	10	29	9	9	6	6	
TOTALS	RPI 1-25	RPI 26-50	W-L RECORDS	RPI 51-100	RPI 101-150	RPI 150+				
26- 6	4- 2	5- 3	OVERALL	6- 1	5- 0	6- 0				
15- 0	2- 0	3- 0	HOME	3- 0	2- 0	5- 0				
7- 5	1- 1	0- 3	AWAY	2- 1	3- 0	1- 0				
4- 1	1- 1	2- 0	NEUTRAL	1- 0	0- 0	0- 0				
9- 2	2- 2	0- 0	NON-CONFERENCE	2- 0	2- 0	3- 0				
6- 0	1- 0	0- 0	HOME	1- 0	1- 0	3- 0				
2- 1	1- 1	0- 0	AWAY	0- 0	1- 0	0- 0				
1- 1	0- 1	0- 0	NEUTRAL	1- 0	0- 0	0- 0				
17- 4	2- 0	5- 3	CONFERENCE	4- 1	3- 0	3- 0				
9- 0	1- 0	3- 0	HOME	2- 0	1- 0	2- 0				
5- 4	0- 0	0- 3	AWAY	2- 1	2- 0	1- 0				
3- 0	1- 0	2- 0	NEUTRAL	0- 0	0- 0	0- 0				

RPI	S	Opponent	Score	RPI	S	Opponent	Score	RPI	S	Opponent	Score	RPI	S	Opponent	Score
1	A	Notre Dame	71 105	30	H	Rutgers	72 66	78	N	West Virginia	84 81	105	A	Western Ky.	104 67
11	H	Iowa St.	73 70	30	N	Rutgers	72 67	89	A	Purdue	57 62	107	A	Minnesota	81 63
14	H	Maryland	86 73	42	A	Michigan St.	70 84	89	H	Purdue	72 58	117	H	Northwestern	74 50
14	N	Maryland	90 76	42	H	Michigan St.	86 71	91	H	UNI	83 57	132	H	IUPUI	72 58
16	A	Drake	91 82	46	A	Michigan	81 90	94	A	Nebraska	74 58	145	A	Penn St.	81 61
21	N	Florida St.	67 71	46	H	Michigan	75 61	94	H	Nebraska	77 71	159	H	Oral Roberts	90 77
				47	A	Indiana	73 75	100	A	Ohio St.	78 52	179	H	Robert Morris	92 63
				47	N	Indiana	70 61					186	H	Wisconsin	71 53
												226	A	Illinois	94 75
												226	H	Illinois	88 66
												334	H	N.C. Central	106 39
LAST 12 Division I GAMES:															
				47	N	Indiana	70 61	47	A	Indiana	73 75				
				30	N	Rutgers	72 67	14	H	Maryland	86 73				
				14	N	Maryland	90 76	226	H	Illinois	88 66				
				21	N	Florida St.	67 71	100	A	Ohio St.	78 52				
				117	H	Northwestern	74 50	42	H	Michigan St.	86 71				
				94	A	Nebraska	74 58	145	A	Penn St.	81 61				

Non-Div I Games:

Iowa

■ Loss, 
 ■ Non-Conf, S Site, 
 ■ Home 
 ■ Away 
 N Neutral

Through Games of March 15, 1919										
Average RPI Win:	112	WON-LOST	WINNING	LAST 10	STRENGTH OF	OPP. STRENGTH	TEAM	ADJ.	CONF.	ADJ CONF.
Average RPI Loss:	27	RECORD	PCT. RANK	GAMES	SCHEDULE	OF SCHEDULE	RPI	RPI	RPI	RPI
DIV. I ONLY	25- 8	46	1- 0	5	23	11	11	3	3	
DIV. I NON-CONF.	10- 2	37	0- 0	12	74	10	10	3	3	
-----										
TOTALS	RPI 1-25	RPI 26-50		W-L RECORDS		RPI 51-100	RPI 101-150		RPI 150+	
25- 8	2- 4	6- 2		OVERALL		3- 2	5- 0		9- 0	
16- 2	2- 1	3- 1		HOME		3- 0	3- 0		5- 0	
6- 5	0- 2	2- 1		AWAY		0- 2	2- 0		2- 0	
3- 1	0- 1	1- 0		NEUTRAL		0- 0	0- 0		2- 0	
10- 2	2- 1	2- 1		NON-CONFERENCE		1- 0	1- 0		4- 0	
9- 0	2- 0	2- 0		HOME		1- 0	1- 0		3- 0	
0- 2	0- 1	0- 1		AWAY		0- 0	0- 0		0- 0	
1- 0	0- 0	0- 0		NEUTRAL		0- 0	0- 0		1- 0	
15- 6	0- 3	4- 1		CONFERENCE		2- 2	4- 0		5- 0	
7- 2	0- 1	1- 1		HOME		2- 0	2- 0		2- 0	
6- 3	0- 1	2- 0		AWAY		0- 2	2- 0		2- 0	
2- 1	0- 1	1- 0		NEUTRAL		0- 0	0- 0		1- 0	

RPI S	Opponent	Score	RPI S	Opponent	Score	RPI S	Opponent	Score	RPI S	Opponent	Score
2	A Baylor	69 84	29	A Texas	82 73	58	A TCU	69 76	123	H Northern Ill.	70 60
2	H Baylor	60 73	29	H Texas	62 64	58	H TCU	92 54	142	A Texas Tech	64 62
2	N Baylor	49 67	29	N Texas	75 69	65	H Arkansas	91 82	142	H Texas Tech	105 66
7	A Iowa	70 73	32	A Kansas St.	81 52	78	A West Virginia	64 73	143	A Oklahoma St.	84 71
16	H Drake	86 81	32	H Kansas St.	96 58	78	H West Virginia	77 61	143	H Oklahoma St.	89 67
18	H Miami (FL)	75 52	40	A South Dakota	59 64				154	A Kansas	82 73
			43	H Bucknell	86 61				154	H Kansas	69 49
			48	H Auburn	67 64				154 N	Kansas	75 58
									155	A Oklahoma	91 70
									155	H Oklahoma	104 78
									187	H Prairie View	94 46
									195 N	Eastern Mich.	85 59
									224	H North Dakota	87 35
									273	H Niagara	95 35
LAST 12 Division I GAMES:											
154 N	Kansas	75 58	154	H Kansas	69 49						
29 N	Texas	75 69	29	A Texas	82 73						
2 N	Baylor	49 67	142	A Texas Tech	64 62						
123	H Northern Ill.	70 60	2	H Baylor	60 73						
48	H Auburn	67 64	155	A Oklahoma	91 70						
18	H Miami (FL)	75 52	143	H Oklahoma St.	89 67						

Non-Div I Games:

Iowa St.



Average RPI Win:	287	WON-LOST	WINNING	LAST 10	STRENGTH OF	OPP. STRENGTH	TEAM	ADJ.	CONF.	ADJ CONF.
Average RPI Loss:	190	RECORD	PCT. RANK	GAMES	SCHEDULE	OF SCHEDULE	RPI	RPI	RPI	RPI
DIV. I ONLY	15- 13	148	1- 0	341	310	249	249	29	29	
DIV. I NON-CONF.	2- 7	288	0- 0	259	195	299	299	28	28	
TOTALS	RPI 1-25	RPI 26-50	W-L RECORDS	RPI 51-100	RPI 101-150	RPI 150+				
15- 13	0- 1	0- 0	OVERALL	0- 2	0- 0	15- 10				
9- 3	0- 0	0- 0	HOME	0- 0	0- 0	9- 3				
5- 9	0- 1	0- 0	AWAY	0- 2	0- 0	5- 6				
1- 1	0- 0	0- 0	NEUTRAL	0- 0	0- 0	1- 1				
2- 7	0- 1	0- 0	NON-CONFERENCE	0- 2	0- 0	2- 4				
1- 1	0- 0	0- 0	HOME	0- 0	0- 0	1- 1				
0- 5	0- 1	0- 0	AWAY	0- 2	0- 0	0- 2				
1- 1	0- 0	0- 0	NEUTRAL	0- 0	0- 0	1- 1				
13- 6	0- 0	0- 0	CONFERENCE	0- 0	0- 0	13- 6				
8- 2	0- 0	0- 0	HOME	0- 0	0- 0	8- 2				
5- 4	0- 0	0- 0	AWAY	0- 0	0- 0	5- 4				
0- 0	0- 0	0- 0	NEUTRAL	0- 0	0- 0	0- 0				

RPI 1-25			RPI 26-50			RPI 51-100			RPI 101+ Team's RPI: 249		
RPI	S	Opponent	Score	RPI	S	Opponent	Score	RPI	S	Opponent	Score
8	A	Mississippi St.	38 105					65	A	Arkansas	57 76
								71	A	UT Arlington	63 99
								162	N	Akron	57 74
								170	A	Southern U.	59 52
								170	H	Southern U.	74 76
								187	A	Prairie View	57 76
								187	H	Prairie View	80 89
								200	A	Grambling	77 74
								200	H	Grambling	89 60
								227	A	Texas Southern	67 76
								227	H	Texas Southern	73 64
								232	A	Memphis	67 68
								267	A	Alabama St.	67 74
								267	H	Alabama St.	78 58
								267	H	Alabama St.	75 59
								269	A	Louisiana	61 68
								285	H	Central Ark.	65 56
								301	A	Alabama A&M	55 58
								301	H	Alabama A&M	69 51
								324	H	Southeastern La.	45 50
								329	A	Mississippi Val.	87 86
								329	H	Mississippi Val.	87 56
								339	N	UIC	72 57
								349	A	Ark.-Pine Bluff	61 41
								349	H	Ark.-Pine Bluff	60 41
								350	A	Alcorn	82 61
								350	H	Alcorn	88 66
LAST 12 Division I GAMES:											
267	H	Alabama St.	75 59	227	H	Texas Southern	73 64				
267	H	Alabama St.	78 58	187	H	Prairie View	80 89				
301	H	Alabama A&M	69 51	170	A	Southern U.	59 52				
349	A	Ark.-Pine Bluff	61 41	350	A	Alcorn	82 61				
329	A	Mississippi Val.	87 86	349	H	Ark.-Pine Bluff	60 41				
200	H	Grambling	89 60	329	H	Mississippi Val.	87 56				

Non-Div I Games: Spring Hill 105 57 Millsaps 88 38

Jackson St.

Loss, Non-Conf, S Site, H Home A Away N Neutral

Jacksonville

Through Games Of March 13, 2019

Average RPI Win:	274	WON-LOST	WINNING	LAST 10	STRENGTH OF	OPP. STRENGTH	TEAM	ADJ.	CONF.	ADJ CONF.
Average RPI Loss:	172	RECORD	PCT. RANK	GAMES	SCHEDULE	OF SCHEDULE	RPI	RPI	RPI	RPI
DIV. I ONLY	11- 16	224	0- 1	233	291	233	233	24	24	
DIV. I NON-CONF.	4- 6	212	0- 0	142	299	175	175	26	26	
TOTALS	RPI 1-25	RPI 26-50	W-L RECORDS	RPI 51-100	RPI 101-150	RPI 150+				
11- 16	0- 2	0- 0	OVERALL	0- 2	1- 2	10- 10				
5- 5	0- 0	0- 0	HOME	0- 1	1- 0	4- 4				
6- 9	0- 2	0- 0	AWAY	0- 1	0- 1	6- 5				
0- 2	0- 0	0- 0	NEUTRAL	0- 0	0- 1	0- 1				
4- 6	0- 2	0- 0	NON-CONFERENCE	0- 0	1- 2	3- 2				
1- 1	0- 0	0- 0	HOME	0- 0	1- 0	0- 1				
3- 3	0- 2	0- 0	AWAY	0- 0	0- 1	3- 0				
0- 2	0- 0	0- 0	NEUTRAL	0- 0	0- 1	0- 1				
7- 10	0- 0	0- 0	CONFERENCE	0- 2	0- 0	7- 8				
4- 4	0- 0	0- 0	HOME	0- 1	0- 0	4- 3				
3- 6	0- 0	0- 0	AWAY	0- 1	0- 0	3- 5				
0- 0	0- 0	0- 0	NEUTRAL	0- 0	0- 0	0- 0				

RPI 1-25				RPI 26-50				RPI 51-100				RPI 101+ Team's RPI: 233			
RPI	S	Opponent	Score	RPI	S	Opponent	Score	RPI	S	Opponent	Score	RPI	S	Opponent	Score
17	A	Texas A&M	53 73					64	A	FGCU	58 82	103	N	Old Dominion	76 78
21	A	Florida St.	46 79					64	H	FGCU	62 68	131	H	Mercer	71 66
												145	A	Penn St.	61 80
												185	A	Liberty	53 65
												185	A	Liberty	64 52
												185	H	Liberty	75 85
												201	A	North Ala.	59 68
												201	H	North Ala.	59 62
												208	A	Stetson	46 54
												208	H	Stetson	56 69
												220	H	Bethune-Cookman	56 58
												236	A	North Florida	80 72
												236	H	North Florida	75 63
												291	A	Kennesaw St.	55 75
												291	H	Kennesaw St.	68 53
												293	A	Charleston So.	68 58
												301	N	Alabama A&M	60 65
												320	A	FIU	73 62
												325	A	NJIT	61 56
												325	H	NJIT	69 55
												330	A	Lipscomb	58 61
												330	H	Lipscomb	62 47
												345	A	Savannah St.	68 58
LAST 12 Division I GAMES:															
185	A	Liberty	53 65	330	A	Lipscomb	58 61								
64	H	FGCU	62 68	291	H	Kennesaw St.	68 53								
201	A	North Ala.	59 68	64	A	FGCU	58 82								
325	H	NJIT	69 55	208	H	Stetson	56 69								
236	H	North Florida	75 63	185	H	Liberty	75 85								
208	A	Stetson	46 54	236	A	North Florida	80 72								

Non-Div I Games: Webber Int'l 73 39 Edward Waters 100 48 Warner 105 55

Jacksonville

Loss, Non-Conf, S Site, H Home A Away N Neutral

Average RPI Win:	271	WON-LOST	WINNING	LAST 10	STRENGTH OF	OPP. STRENGTH	TEAM	ADJ.	CONF.	ADJ CONF.
Average RPI Loss:	138	RECORD	PCT. RANK	GAMES	SCHEDULE	OF SCHEDULE	RPI	RPI	RPI	RPI
DIV. I ONLY	14- 15	185	0- 1	274	230	211	211	22	22	
DIV. I NON-CONF.	5- 5	162	0- 0	272	160	200	200	22	22	
TOTALS	RPI 1-25	RPI 26-50	W-L RECORDS	RPI 51-100	RPI 101-150	RPI 150+				
14- 15	0- 0	0- 3	OVERALL	0- 2	2- 6	12- 4				
6- 6	0- 0	0- 2	HOME	0- 1	2- 1	4- 2				
8- 6	0- 0	0- 1	AWAY	0- 0	0- 4	8- 1				
0- 3	0- 0	0- 0	NEUTRAL	0- 1	0- 1	0- 1				
5- 5	0- 0	0- 1	NON-CONFERENCE	0- 2	1- 1	4- 1				
1- 2	0- 0	0- 1	HOME	0- 1	1- 0	0- 0				
4- 1	0- 0	0- 0	AWAY	0- 0	0- 1	4- 0				
0- 2	0- 0	0- 0	NEUTRAL	0- 1	0- 0	0- 1				
9- 10	0- 0	0- 2	CONFERENCE	0- 0	1- 5	8- 3				
5- 4	0- 0	0- 1	HOME	0- 0	1- 1	4- 2				
4- 5	0- 0	0- 1	AWAY	0- 0	0- 3	4- 1				
0- 1	0- 0	0- 0	NEUTRAL	0- 0	0- 1	0- 0				

RPI S	Opponent	Score	RPI S	Opponent	Score	RPI S	Opponent	Score	RPI S	Opponent	Score	Team's RPI: 211
44	H Miami (OH)	41 58	85	H Troy	63 89	111	A UT Martin	72 77	129	A Morehead St.	55 66	
45	A Belmont	52 66	88	N Harvard	62 69	129	H Morehead St.	68 57	129	N Morehead St.	60 77	
45	H Belmont	41 64				139	H Georgia St.	61 56	142	A Texas Tech	58 71	
						146	A Tennessee Tech	59 62	146	H Tennessee Tech	49 66	
						160	N Washington St.	51 64	238	A SIUE	68 61	
						238	H SIUE	47 51	239	A Ole Miss	60 49	
						243	A Southeast Mo. St.	56 39	259	H Austin Peay	67 56	
						260	H Murray St.	59 64	295	A Eastern Ill.	49 52	
						295	H Eastern Ill.	78 49	301	A Alabama A&M	55 48	
						305	A Tennessee St.	62 52	305	H Tennessee St.	76 73	
						305	H Tennessee St.	76 73	330	A Lipscomb	58 46	
						333	A Eastern Ky.	53 44	333	H Eastern Ky.	69 64	
						346	A Florida A&M	62 31				
LAST 12 Division I GAMES:												
129	N Morehead St.	60 77	305	H Tennessee St.	76 73							
160	N Washington St.	51 64	146	A Tennessee Tech	59 62							
238	A SIUE	68 61	243	A Southeast Mo. St.	56 39							
295	A Eastern Ill.	49 52	111	A UT Martin	72 77							
333	H Eastern Ky.	69 64	259	H Austin Peay	67 56							
129	H Morehead St.	68 57	260	H Murray St.	59 64							

Non-Div I Games: Montevallo 84 52

Jacksonville St.

■ Loss, 
 ■ Non-Conf, 
 ■ S Site, 
 ■ H Home 
 ■ A Away 
 N Neutral

Average RPI Win: <b>174</b>	WON-LOST	WINNING	LAST 10	STRENGTH OF	OPP. STRENGTH	TEAM	ADJ.	CONF.	ADJ CONF.
Average RPI Loss: <b>118</b>	RECORD	PCT. RANK	GAMES	SCHEDULE	OF SCHEDULE	RPI	RPI	RPI	RPI
DIV. I ONLY	25- 4	13	1- 0	135	113	25	25	10	10
DIV. I NON-CONF.	8- 3	72	0- 0	186	134	65	65	10	10
<hr/>									
TOTALS	RPI 1-25	RPI 26-50	W-L RECORDS	RPI 51-100	RPI 101-150	RPI 150+			
25- 4	0- 1	0- 0	OVERALL	5- 0	7- 2	13- 1			
14- 0	0- 0	0- 0	HOME	3- 0	5- 0	6- 0			
11- 4	0- 1	0- 0	AWAY	2- 0	2- 2	7- 1			
0- 0	0- 0	0- 0	NEUTRAL	0- 0	0- 0	0- 0			
8- 3	0- 1	0- 0	NON-CONFERENCE	1- 0	2- 1	5- 1			
5- 0	0- 0	0- 0	HOME	1- 0	2- 0	2- 0			
3- 3	0- 1	0- 0	AWAY	0- 0	0- 1	3- 1			
0- 0	0- 0	0- 0	NEUTRAL	0- 0	0- 0	0- 0			
17- 1	0- 0	0- 0	CONFERENCE	4- 0	5- 1	8- 0			
9- 0	0- 0	0- 0	HOME	2- 0	3- 0	4- 0			
8- 1	0- 0	0- 0	AWAY	2- 0	2- 1	4- 0			
0- 0	0- 0	0- 0	NEUTRAL	0- 0	0- 0	0- 0			

RPI 1-25				Team's RPI: 25		RPI 26-50				RPI 51-100				RPI 101+			
RPI	S	Opponent	Score	RPI	S	Opponent	Score	RPI	S	Opponent	Score	RPI	S	Opponent	Score		
14	A	Maryland	63 87					63	A	Drexel	51 35	114	A	UNCW	63 66		
								63	H	Drexel	58 47	114	H	UNCW	58 51		
								69	H	Georgetown	69 57	116	H	St. John's (NY)	64 51		
								98	A	Northeastern	58 51	118	H	Dayton	68 55		
								98	H	Northeastern	84 49	124	A	Towson	63 56		
												124	H	Towson	71 59		
												126	A	Delaware	68 43		
												126	H	Delaware	56 51		
												148	A	Wake Forest	49 50		
												161	A	William & Mary	78 65		
												161	H	William & Mary	65 48		
												179	A	Robert Morris	59 36		
												185	A	Liberty	74 53		
												194	A	Hampton	65 72		
												216	H	George Washington	50 37		
												237	A	Elon	74 46		
												237	H	Elon	82 30		
												246	A	Hofstra	59 44		
												246	H	Hofstra	77 54		
												296	A	Col. of Charleston	91 50		
												296	H	Col. of Charleston	76 35		
												306	H	Winthrop	56 39		
												340	A	Delaware St.	103 57		
LAST 12 Division I GAMES:																	
126	H	Delaware	56 51	296	H	Col. of Charleston	76 35										
63	H	Drexel	58 47	246	A	Hofstra	59 44										
124	A	Towson	63 56	98	A	Northeastern	58 51										
161	A	William & Mary	78 65	124	H	Towson	71 59										
237	A	Elon	74 46	237	H	Elon	82 30										
114	H	UNCW	58 51	161	H	William & Mary	65 48										

Non-Div I Games:

James Madison

■ Loss, 
 ■ Non-Conf, S Site, 
 ■ Home 
 ■ Away 
 N Neutral

Kansas

Through Games Of March 13, 2019

Average RPI Win:	185	WON-LOST	WINNING	LAST 10	STRENGTH OF	OPP. STRENGTH	TEAM	ADJ.	CONF.	ADJ CONF.
Average RPI Loss:	68	RECORD	PCT. RANK	GAMES	SCHEDULE	OF SCHEDULE	RPI	RPI	RPI	RPI
DIV. I ONLY	13- 18	217	1- 1	66	32	154	154	3	3	
DIV. I NON-CONF.	10- 1	17	0- 0	246	232	49	49	3	3	
TOTALS	RPI 1-25	RPI 26-50	W-L RECORDS	RPI 51-100	RPI 101-150	RPI 150+				
13- 18	0- 5	1- 3	OVERALL	1- 5	2- 4	9- 1				
8- 8	0- 2	0- 2	HOME	0- 2	0- 2	8- 0				
2- 9	0- 2	1- 1	AWAY	1- 3	0- 2	0- 1				
3- 1	0- 1	0- 0	NEUTRAL	0- 0	2- 0	1- 0				
10- 1	0- 0	0- 0	NON-CONFERENCE	1- 1	1- 0	8- 0				
7- 0	0- 0	0- 0	HOME	0- 0	0- 0	7- 0				
1- 1	0- 0	0- 0	AWAY	1- 1	0- 0	0- 0				
2- 0	0- 0	0- 0	NEUTRAL	0- 0	1- 0	1- 0				
3- 17	0- 5	1- 3	CONFERENCE	0- 4	1- 4	1- 1				
1- 8	0- 2	0- 2	HOME	0- 2	0- 2	1- 0				
1- 8	0- 2	1- 1	AWAY	0- 2	0- 2	0- 1				
1- 1	0- 1	0- 0	NEUTRAL	0- 0	1- 0	0- 0				

RPI S Opponent	Score	RPI S Opponent	Score	RPI S Opponent	Score	RPI S Opponent	Score	Team's RPI: 154
2 A Baylor	40 80	29 A Texas	43 62	58 A TCU	53 58	117 N Northwestern	66 57	
2 H Baylor	68 94	29 H Texas	73 91	58 H TCU	66 76	142 A Texas Tech	66 69	
11 A Iowa St.	49 69	32 A Kansas St.	61 54	78 A West Virginia	50 71	142 H Texas Tech	71 75	
11 H Iowa St.	73 82	32 H Kansas St.	62 72	78 H West Virginia	61 75	143 A Oklahoma St.	52 72	
11 N Iowa St.	58 75			86 A LSU	68 61	143 H Oklahoma St.	62 72	
				94 A Nebraska	52 58	143 N Oklahoma St.	76 66	
						155 A Oklahoma	67 78	
						155 H Oklahoma	88 79	
						159 H Oral Roberts	70 58	
						160 N Washington St.	71 63	
						200 H Grambling	76 45	
						225 H George Mason	77 56	
						231 H UMKC	67 55	
						278 H Vermont	77 36	
						301 H Alabama A&M	65 54	
						323 H Iona	75 44	
LAST 12 Division I GAMES:								
143 N Oklahoma St.	76 66	143 A Oklahoma St.	52 72					
11 N Iowa St.	58 75	2 A Baylor	40 80					
117 N Northwestern	66 57	142 H Texas Tech	71 75					
11 A Iowa St.	49 69	155 A Oklahoma	67 78					
78 H West Virginia	61 75	29 H Texas	73 91					
58 H TCU	66 76	32 H Kansas St.	62 72					

Non-Div I Games:

Kansas

Loss, Non-Conf, S Site, H Home A Away N Neutral

Average RPI Win:	133	WON-LOST	WINNING	LAST 10	STRENGTH OF	OPP. STRENGTH	TEAM	ADJ.	CONF.	ADJ CONF.
Average RPI Loss:	34	RECORD	PCT. RANK	GAMES	SCHEDULE	OF SCHEDULE	RPI	RPI	RPI	RPI
DIV. I ONLY	21- 11	85	1- 0	17	21	32	32	3	3	
DIV. I NON-CONF.	9- 3	62	0- 0	65	36	45	45	3	3	
TOTALS	RPI 1-25	RPI 26-50	W-L RECORDS	RPI 51-100	RPI 101-150	RPI 150+				
21- 11	0- 8	2- 0	OVERALL	7- 2	4- 0	8- 1				
12- 4	0- 2	1- 0	HOME	3- 1	2- 0	6- 1				
7- 3	0- 2	1- 0	AWAY	2- 1	2- 0	2- 0				
2- 4	0- 4	0- 0	NEUTRAL	2- 0	0- 0	0- 0				
9- 3	0- 3	0- 0	NON-CONFERENCE	4- 0	0- 0	5- 0				
7- 0	0- 0	0- 0	HOME	2- 0	0- 0	5- 0				
1- 0	0- 0	0- 0	AWAY	1- 0	0- 0	0- 0				
1- 3	0- 3	0- 0	NEUTRAL	1- 0	0- 0	0- 0				
12- 8	0- 5	2- 0	CONFERENCE	3- 2	4- 0	3- 1				
5- 4	0- 2	1- 0	HOME	1- 1	2- 0	1- 1				
6- 3	0- 2	1- 0	AWAY	1- 1	2- 0	2- 0				
1- 1	0- 1	0- 0	NEUTRAL	1- 0	0- 0	0- 0				

RPI 1-25				RPI 26-50				Team's RPI: 32				RPI 51-100				RPI 101+			
RPI	S	Opponent	Score	RPI	S	Opponent	Score	RPI	S	Opponent	Score	RPI	S	Opponent	Score	RPI	S	Opponent	Score
2	A	Baylor	50 65	29	A	Texas	69 60	51	N	Princeton	80 61	142	A	Texas Tech	66 62				
2	H	Baylor	48 71	29	H	Texas	87 69	53	H	Lamar University	73 55	142	H	Texas Tech	75 67				
2	N	Baylor	60 88					58	A	TCU	75 72	143	A	Oklahoma St.	68 58				
10	N	Syracuse	61 70					58	H	TCU	47 61	143	H	Oklahoma St.	59 48				
11	A	Iowa St.	58 96					73	A	Little Rock	53 47	154	A	Kansas	72 62				
11	H	Iowa St.	52 81					78	A	West Virginia	30 60	154	H	Kansas	54 61				
20	N	DePaul	59 79					78	H	West Virginia	90 79	155	A	Oklahoma	83 75				
23	N	Arizona St.	51 65					78	N	West Virginia	72 59	155	H	Oklahoma	86 56				
								91	H	UNI	72 62	177	H	North Texas	60 42				
												206	H	Vanderbilt	72 61				
												231	H	UMKC	61 50				
												285	H	Central Ark.	70 54				
												326	H	Omaha	61 46				
LAST 12 Division I GAMES:																			
				78	N	West Virginia	72 59	29	A	Texas	69 60								
				2	N	Baylor	60 88	2	H	Baylor	48 71								
				143	A	Oklahoma St.	68 58	155	A	Oklahoma	83 75								
				142	H	Texas Tech	75 67	154	A	Kansas	72 62								
				78	H	West Virginia	90 79	11	H	Iowa St.	52 81								
				58	A	TCU	75 72	58	H	TCU	47 61								

Non-Div I Games:

Kansas St.

■ Loss, 
■ Non-Conf, 
■ S Site, 
■ H Home 
■ A Away 
N Neutral

Average RPI Win:	264	WON-LOST	WINNING	LAST 10	STRENGTH OF	OPP. STRENGTH	TEAM	ADJ.	CONF.	ADJ CONF.
Average RPI Loss:	176	RECORD	PCT. RANK	GAMES	SCHEDULE	OF SCHEDULE	RPI	RPI	RPI	RPI
DIV. I ONLY	8- 22	290	1- 0	197	292	291	291	24	24	
DIV. I NON-CONF.	3- 9	271	0- 0	153	288	274	274	26	26	
TOTALS	RPI 1-25	RPI 26-50	W-L RECORDS	RPI 51-100	RPI 101-150	RPI 150+				
8- 22	0- 0	0- 1	OVERALL	0- 4	0- 4	8- 13				
6- 4	0- 0	0- 0	HOME	0- 1	0- 0	6- 3				
1- 14	0- 0	0- 0	AWAY	0- 3	0- 3	1- 8				
1- 4	0- 0	0- 1	NEUTRAL	0- 0	0- 1	1- 2				
3- 9	0- 0	0- 1	NON-CONFERENCE	0- 1	0- 4	3- 3				
2- 0	0- 0	0- 0	HOME	0- 0	0- 0	2- 0				
0- 5	0- 0	0- 0	AWAY	0- 1	0- 3	0- 1				
1- 4	0- 0	0- 1	NEUTRAL	0- 0	0- 1	1- 2				
5- 13	0- 0	0- 0	CONFERENCE	0- 3	0- 0	5- 10				
4- 4	0- 0	0- 0	HOME	0- 1	0- 0	4- 3				
1- 9	0- 0	0- 0	AWAY	0- 2	0- 0	1- 7				
0- 0	0- 0	0- 0	NEUTRAL	0- 0	0- 0	0- 0				

RPI 1-25				RPI 26-50				RPI 51-100				RPI 101+				Team's RPI: 291
RPI	S	Opponent	Score	RPI	S	Opponent	Score	RPI	S	Opponent	Score	RPI	S	Opponent	Score	
				42	N	Michigan St.	51 75	64	A	FGCU	48 77	108	N	Idaho St.	49 60	
								64	A	FGCU	48 79	131	A	Mercer	48 64	
								64	H	FGCU	46 69	139	A	Georgia St.	73 79	
								66	A	Georgia Tech	35 60	141	A	Seton Hall	80 102	
												185	A	Liberty	55 68	
												185	H	Liberty	61 67	
												190	A	East Carolina	56 68	
												192	H	Furman	74 63	
												201	A	North Ala.	55 80	
												201	H	North Ala.	74 72	
												208	A	Stetson	67 59	
												208	A	Stetson	69 76	
												208	H	Stetson	45 58	
												220	N	Bethune-Cookman	61 64	
												233	A	Jacksonville	53 68	
												233	H	Jacksonville	75 55	
												236	A	North Florida	66 74	
												236	H	North Florida	60 71	
												286	H	Ga. Southern	78 59	
												304	N	UMBC	53 57	
												325	A	NJIT	60 66	
												325	H	NJIT	70 47	
												330	A	Lipscomb	69 72	
												330	H	Lipscomb	67 36	
												334	N	N.C. Central	78 54	
LAST 12 Division I GAMES:																
				208	A	Stetson	67 59	201	H	North Ala.	74 72					
				64	A	FGCU	48 77	330	H	Lipscomb	67 36					
				330	A	Lipscomb	69 72	236	A	North Florida	66 74					
				208	H	Stetson	45 58	325	H	NJIT	70 47					
				185	A	Liberty	55 68	233	A	Jacksonville	53 68					
				64	A	FGCU	48 79	208	A	Stetson	69 76					

Non-Div I Games: Middle Ga. St. 80 70

Kennesaw St.

Loss, Non-Conf, S Site, H Home A Away N Neutral

Average RPI Win:	190	WON-LOST	WINNING	LAST 10	STRENGTH OF	OPP. STRENGTH	TEAM	ADJ.	CONF.	ADJ CONF.
Average RPI Loss:	74	RECORD	PCT. RANK	GAMES	SCHEDULE	OF SCHEDULE	RPI	RPI	RPI	RPI
DIV. I ONLY	18- 12	115	1- 0	81	96	84	84	8	8	
DIV. I NON-CONF.	6- 4	125	0- 0	143	158	97	97	9	9	
TOTALS	RPI 1-25	RPI 26-50	W-L RECORDS	RPI 51-100	RPI 101-150	RPI 150+				
18- 12	0- 1	2- 7	OVERALL	1- 1	2- 1	13- 2				
11- 3	0- 0	2- 2	HOME	0- 0	2- 1	7- 0				
7- 8	0- 1	0- 4	AWAY	1- 1	0- 0	6- 2				
0- 1	0- 0	0- 1	NEUTRAL	0- 0	0- 0	0- 0				
6- 4	0- 1	0- 1	NON-CONFERENCE	0- 1	1- 1	5- 0				
3- 1	0- 0	0- 0	HOME	0- 0	1- 1	2- 0				
3- 3	0- 1	0- 1	AWAY	0- 1	0- 0	3- 0				
0- 0	0- 0	0- 0	NEUTRAL	0- 0	0- 0	0- 0				
12- 8	0- 0	2- 6	CONFERENCE	1- 0	1- 0	8- 2				
8- 2	0- 0	2- 2	HOME	0- 0	1- 0	5- 0				
4- 5	0- 0	0- 3	AWAY	1- 0	0- 0	3- 2				
0- 1	0- 0	0- 1	NEUTRAL	0- 0	0- 0	0- 0				

RPI 1-25				RPI 26-50				RPI 51-100				Team's RPI: 84	RPI 101+			
RPI	S	Opponent	Score	RPI	S	Opponent	Score	RPI	S	Opponent	Score		RPI	S	Opponent	Score
9	A	NC State	61 78	28	H	Central Mich.	75 82	56	A	Wright St.	55 61		122	H	Youngstown St.	62 34
				33	A	Ohio	81 83	83	A	Toledo	58 47		123	H	Northern Ill.	87 78
				33	H	Ohio	67 69						135	H	Duquesne	72 77
				36	A	Buffalo	66 75						162	A	Akron	65 55
				36	H	Buffalo	62 53						162	H	Akron	73 58
				36	N	Buffalo	52 85						179	A	Robert Morris	54 46
				37	A	North Carolina	60 73						195	A	Eastern Mich.	67 54
				44	A	Miami (OH)	63 79						195	H	Eastern Mich.	71 64
				44	H	Miami (OH)	67 58						218	A	Bowling Green	49 62
LAST 12 Division I GAMES:																
				218	H	Bowling Green	86 62			33	H	Ohio	67 69			
				36	N	Buffalo	52 85			268	A	Western Mich.	56 52			
				36	H	Buffalo	62 53			218	H	Bowling Green	77 73			
				162	A	Akron	65 55			195	A	Eastern Mich.	67 54			
				218	A	Bowling Green	49 62			36	A	Buffalo	66 75			
				44	H	Miami (OH)	67 58			268	H	Western Mich.	55 51			

Non-Div I Games: Clarion

92 38

Kent St.



## Kentucky

Through Games Of March 13, 2019

Average RPI Win:	131	WON-LOST	WINNING	LAST 10	STRENGTH OF	OPP. STRENGTH	TEAM	ADJ.	CONF.	ADJ CONF.
Average RPI Loss:	48	RECORD	PCT. RANK	GAMES	SCHEDULE	OF SCHEDULE	RPI	RPI	RPI	RPI
DIV. I ONLY	24- 7	39	0- 1	42	39	22	22	5	5	
DIV. I NON-CONF.	13- 1	9	0- 0	95	71	16	16	5	5	
TOTALS	RPI 1-25	RPI 26-50	W-L RECORDS	RPI 51-100	RPI 101-150	RPI 150+				
24- 7	1- 5	4- 1	OVERALL	7- 0	3- 0	9- 1				
15- 3	0- 2	1- 0	HOME	5- 0	1- 0	8- 1				
6- 3	1- 3	1- 0	AWAY	2- 0	1- 0	1- 0				
3- 1	0- 0	2- 1	NEUTRAL	0- 0	1- 0	0- 0				
13- 1	0- 1	2- 0	NON-CONFERENCE	3- 0	2- 0	6- 0				
10- 0	0- 0	0- 0	HOME	3- 0	1- 0	6- 0				
0- 1	0- 1	0- 0	AWAY	0- 0	0- 0	0- 0				
3- 0	0- 0	2- 0	NEUTRAL	0- 0	1- 0	0- 0				
11- 6	1- 4	2- 1	CONFERENCE	4- 0	1- 0	3- 1				
5- 3	0- 2	1- 0	HOME	2- 0	0- 0	2- 1				
6- 2	1- 2	1- 0	AWAY	2- 0	1- 0	1- 0				
0- 1	0- 0	0- 1	NEUTRAL	0- 0	0- 0	0- 0				

RPI 1-25				RPI 26-50				RPI 51-100				RPI 101+			
RPI	S	Opponent	Score	RPI	S	Opponent	Score	RPI	S	Opponent	Score	RPI	S	Opponent	Score
3	A	Louisville	75 80	31	H	Missouri	52 41	57	A	Tennessee	73 71	112	A	Georgia	58 53
8	A	Mississippi St.	71 86	31	N	Missouri	68 70	65	H	Arkansas	61 59	115	N	South Fla.	85 63
17	A	Texas A&M	71 73	34	N	UCLA	75 74	68	H	Middle Tenn.	72 55	129	H	Morehead St.	87 57
17	H	Texas A&M	55 62	37	N	North Carolina	85 75	86	A	LSU	64 60	158	A	Alabama	68 53
19	A	South Carolina	65 57	48	A	Auburn	78 68	86	H	LSU	57 52	170	H	Southern U.	91 41
19	H	South Carolina	70 74					95	H	High Point	71 49	181	H	Sacred Heart	71 43
								96	H	Virginia	63 51	206	H	Vanderbilt	77 55
												213	H	Florida	62 51
												239	H	Ole Miss	49 55
												258	H	Rhode Island	75 52
												260	H	Murray St.	88 49
												267	H	Alabama St.	87 35
												342	H	Western Caro.	99 39
LAST 12 Division I GAMES:															
				31	N	Missouri	68 70	158	A	Alabama	68 53				
				112	A	Georgia	58 53	48	A	Auburn	78 68				
				17	H	Texas A&M	55 62	213	H	Florida	62 51				
				86	H	LSU	57 52	19	H	South Carolina	70 74				
				19	A	South Carolina	65 57	17	A	Texas A&M	71 73				
				65	H	Arkansas	61 59	31	H	Missouri	52 41				

Non-Div I Games:

Kentucky

■ Loss, 
 ■ Non-Conf, 
 ■ S Site, 
 ■ H Home 
 ■ A Away 
 N Neutral

Average RPI Win:	232	WON-LOST	WINNING	LAST 10	STRENGTH OF	OPP. STRENGTH	TEAM	ADJ.	CONF.	ADJ CONF.
Average RPI Loss:	262	RECORD	PCT. RANK	GAMES	SCHEDULE	OF SCHEDULE	RPI	RPI	RPI	RPI
DIV. I ONLY	4- 25	339	0- 1	343	350	351	351	31	31	
DIV. I NON-CONF.	1- 10	329	0- 0	333	346	350	350	31	31	
TOTALS	RPI 1-25	RPI 26-50	W-L RECORDS	RPI 51-100	RPI 101-150	RPI 150+				
4- 25	0- 0	0- 1	OVERALL	0- 0	0- 1	4- 23				
3- 10	0- 0	0- 0	HOME	0- 0	0- 0	3- 10				
1- 14	0- 0	0- 1	AWAY	0- 0	0- 1	1- 12				
0- 1	0- 0	0- 0	NEUTRAL	0- 0	0- 0	0- 1				
1- 10	0- 0	0- 1	NON-CONFERENCE	0- 0	0- 1	1- 8				
1- 3	0- 0	0- 0	HOME	0- 0	0- 0	1- 3				
0- 6	0- 0	0- 1	AWAY	0- 0	0- 1	0- 4				
0- 1	0- 0	0- 0	NEUTRAL	0- 0	0- 0	0- 1				
3- 15	0- 0	0- 0	CONFERENCE	0- 0	0- 0	3- 15				
2- 7	0- 0	0- 0	HOME	0- 0	0- 0	2- 7				
1- 8	0- 0	0- 0	AWAY	0- 0	0- 0	1- 8				
0- 0	0- 0	0- 0	NEUTRAL	0- 0	0- 0	0- 0				

RPI S	Opponent	Score	RPI S	Opponent	Score	RPI S	Opponent	Score	RPI S	Opponent	Score	Team's RPI: 351
46	A Michigan	38 83							125	A Lehigh	38 72	
									169	N UC Irvine	71 84	
									179	A Robert Morris	54 71	
									179	H Robert Morris	37 89	
									181	A Sacred Heart	53 75	
									181	H Sacred Heart	69 64	
									207	A Saint Francis (PA)	75 69	
									207	H Saint Francis (PA)	66 80	
									223	A Mt. St. Mary's	45 61	
									223	H Mt. St. Mary's	71 61	
									248	A St. Francis Brooklyn	64 87	
									248	H St. Francis Brooklyn	67 79	
									263	A Manhattan	46 61	
									282	A Fairfield	43 71	
									290	H Army West Point	42 57	
									294	A Bryant	62 69	
									294	H Bryant	54 69	
									318	H Lafayette	55 50	
									319	A Wagner	62 72	
									319	H Wagner	62 66	
									325	H NJIT	51 72	
									327	H UMass Lowell	64 69	
									328	A Central Conn. St.	57 63	
									328	H Central Conn. St.	59 72	
									341	A Grand Canyon	62 65	
									344	A Fairleigh Dickinson	49 68	
LAST 12 Division I GAMES:												
344	A Fairleigh Dickinson	49 68	248	A St. Francis Brooklyn	64 87							
294	H Bryant	54 69	223	H Mt. St. Mary's	71 61							
328	H Central Conn. St.	59 72	319	H Wagner	62 66							
179	A Robert Morris	54 71	319	A Wagner	62 72							
207	A Saint Francis (PA)	75 69	328	A Central Conn. St.	57 63							
181	H Sacred Heart	69 64	223	A Mt. St. Mary's	45 61							

Non-Div I Games:

LIU Brooklyn

■ Loss, 
 ■ Non-Conf, 
 ■ S Site, 
 ■ Home 
 ■ A Away 
 N Neutral

RPI	S	Opponent	Score
344	H	Fairleigh Dickinson	52 69
347	A	Saint Peter's	59 86

L  
I  
U  
B  
r  
o  
o  
k  
l  
y  
n

L  
I  
U  
B  
r  
o  
o  
k  
l  
y  
n

LIU Brooklyn

Average RPI Win:	156	WON-LOST	WINNING	LAST 10	STRENGTH OF	OPP. STRENGTH	TEAM	ADJ.	CONF.	ADJ CONF.
Average RPI Loss:	55	RECORD	PCT. RANK	GAMES	SCHEDULE	OF SCHEDULE	RPI	RPI	RPI	RPI
DIV. I ONLY	16- 13	143	0- 1	34	62	86	86	5	5	
DIV. I NON-CONF.	9- 3	62	0- 0	135	154	85	85	5	5	
-----										
TOTALS	RPI 1-25	RPI 26-50	W-L RECORDS	RPI 51-100	RPI 101-150	RPI 150+				
16- 13	2- 6	1- 2	OVERALL	2- 2	2- 1	9- 2				
11- 6	1- 3	1- 1	HOME	2- 0	2- 0	5- 2				
5- 6	1- 3	0- 1	AWAY	0- 1	0- 1	4- 0				
0- 1	0- 0	0- 0	NEUTRAL	0- 1	0- 0	0- 0				
9- 3	1- 0	0- 1	NON-CONFERENCE	1- 0	2- 0	5- 2				
7- 2	0- 0	0- 0	HOME	1- 0	2- 0	4- 2				
2- 1	1- 0	0- 1	AWAY	0- 0	0- 0	1- 0				
0- 0	0- 0	0- 0	NEUTRAL	0- 0	0- 0	0- 0				
7- 10	1- 6	1- 1	CONFERENCE	1- 2	0- 1	4- 0				
4- 4	1- 3	1- 1	HOME	1- 0	0- 0	1- 0				
3- 5	0- 3	0- 0	AWAY	0- 1	0- 1	3- 0				
0- 1	0- 0	0- 0	NEUTRAL	0- 1	0- 0	0- 0				

RPI 1-25				RPI 26-50				RPI 51-100				Team's RPI: 86				RPI 101+			
RPI	S	Opponent	Score	RPI	S	Opponent	Score	RPI	S	Opponent	Score	RPI	S	Opponent	Score	RPI	S	Opponent	Score
8	A	Mississippi St.	56 76	30	A	Rutgers	43 57	57	A	Tennessee	65 74	112	A	Georgia	50 63				
8	H	Mississippi St.	35 68	31	H	Missouri	61 51	57	N	Tennessee	66 69	115	H	South Fla.	78 49				
17	A	Texas A&M	55 59	48	H	Auburn	46 56	65	H	Arkansas	71 34	128	H	Northern Colo.	62 57				
17	H	Texas A&M	63 52					73	H	Little Rock	60 45	154	H	Kansas	61 68				
19	H	South Carolina	53 76									156	H	Nicholls St.	76 44				
21	A	Florida St.	58 45									158	A	Alabama	62 56				
22	A	Kentucky	52 57									167	H	Tulane	54 56				
22	H	Kentucky	60 64									173	H	Sam Houston St.	66 52				
												206	A	Vanderbilt	79 68				
												213	H	Florida	69 51				
												239	A	Ole Miss	55 41				
												269	A	Louisiana	76 54				
												312	H	McNeese	86 36				
												324	H	Southeastern La.	72 52				
LAST 12 Division I GAMES:																			
				57	N	Tennessee	66 69	17	A	Texas A&M	55 59								
				48	H	Auburn	46 56	65	H	Arkansas	71 34								
				8	A	Mississippi St.	56 76	31	H	Missouri	61 51								
				22	A	Kentucky	52 57	8	H	Mississippi St.	35 68								
				213	H	Florida	69 51	57	A	Tennessee	65 74								
				206	A	Vanderbilt	79 68	158	A	Alabama	62 56								

Non-Div I Games:

LSU

■ Loss, 
■ Non-Conf, 
■ S Site, 
■ H Home 
■ A Away 
N Neutral

LasalleLasalle

La Salle

Page 149

Average RPI Win:	272	WON-LOST	WINNING	LAST 10	STRENGTH OF	OPP. STRENGTH	TEAM	ADJ.	CONF.	ADJ CONF.
Average RPI Loss:	169	RECORD	PCT. RANK	GAMES	SCHEDULE	OF SCHEDULE	RPI	RPI	RPI	RPI
DIV. I ONLY	8- 19	276	0- 1	304	199	299	299	12	12	
DIV. I NON-CONF.	4- 5	190	0- 0	346	341	298	298	14	14	
TOTALS	RPI 1-25	RPI 26-50	W-L RECORDS	RPI 51-100	RPI 101-150	RPI 150+				
8- 19	0- 0	0- 0	OVERALL	0- 4	0- 6	8- 9				
4- 8	0- 0	0- 0	HOME	0- 2	0- 2	4- 4				
4- 11	0- 0	0- 0	AWAY	0- 2	0- 4	4- 5				
0- 0	0- 0	0- 0	NEUTRAL	0- 0	0- 0	0- 0				
4- 5	0- 0	0- 0	NON-CONFERENCE	0- 0	0- 1	4- 4				
2- 1	0- 0	0- 0	HOME	0- 0	0- 0	2- 1				
2- 4	0- 0	0- 0	AWAY	0- 0	0- 1	2- 3				
0- 0	0- 0	0- 0	NEUTRAL	0- 0	0- 0	0- 0				
4- 14	0- 0	0- 0	CONFERENCE	0- 4	0- 5	4- 5				
2- 7	0- 0	0- 0	HOME	0- 2	0- 2	2- 3				
2- 7	0- 0	0- 0	AWAY	0- 2	0- 3	2- 2				
0- 0	0- 0	0- 0	NEUTRAL	0- 0	0- 0	0- 0				

RPI 1-25				RPI 26-50				RPI 51-100				RPI 101+				Team's RPI: 299	
RPI	S	Opponent	Score	RPI	S	Opponent	Score	RPI	S	Opponent	Score	RPI	S	Opponent	Score		
								71	H	UT Arlington	56	60	113	A	South Alabama	49	77
								73	A	Little Rock	44	63	130	A	Appalachian St.	51	56
								73	H	Little Rock	38	57	130	H	Appalachian St.	58	80
								85	A	Troy	56	78	139	A	Georgia St.	46	68
													139	H	Georgia St.	41	56
													142	A	Texas Tech	42	86
													156	H	Nicholls St.	54	55
													163	H	Texas St.	51	62
													176	A	Coastal Caro.	60	57
													176	H	Coastal Caro.	54	79
													189	A	Arkansas St.	54	64
													189	H	Arkansas St.	65	53
													229	A	SMU	38	49
													269	A	Louisiana	45	52
													269	H	Louisiana	52	55
													283	A	New Orleans	57	44
													286	A	Ga. Southern	80	62
													286	H	Ga. Southern	58	57
													312	H	McNeese	69	60
													315	A	Northwestern St.	63	55
													324	A	Southeastern La.	42	49
													329	H	Mississippi Val.	72	65
													332	A	Houston Baptist	60	68
LAST 12 Division I GAMES:																	
				73	H	Little Rock	38	57	269	H	Louisiana	52	55				
				189	H	Arkansas St.	65	53	286	A	Ga. Southern	80	62				
				176	A	Coastal Caro.	60	57	139	A	Georgia St.	46	68				
				130	A	Appalachian St.	51	56	130	H	Appalachian St.	58	80				
				71	H	UT Arlington	56	60	176	H	Coastal Caro.	54	79				
				163	H	Texas St.	51	62	113	A	South Alabama	49	77				

Non-Div I Games: LSU-Alexandria 93 62 Ark.-Monticello 70 39

La.-Monroe

Loss, Non-Conf, S Site, H Home A Away N Neutral

Lafayette

Through Games Of March 13, 2019

Average RPI Win:	261	WON-LOST	WINNING	LAST 10	STRENGTH OF	OPP. STRENGTH	TEAM	ADJ.	CONF.	ADJ CONF.
Average RPI Loss:	197	RECORD	PCT. RANK	GAMES	SCHEDULE	OF SCHEDULE	RPI	RPI	RPI	RPI
DIV. I ONLY	8- 23	297	1- 0	303	270	318	318	18	18	
DIV. I NON-CONF.	5- 6	177	0- 0	348	342	323	323	21	21	
TOTALS	RPI 1-25	RPI 26-50	W-L RECORDS	RPI 51-100	RPI 101-150	RPI 150+				
8- 23	0- 0	0- 2	OVERALL	0- 3	0- 3	8- 15				
5- 9	0- 0	0- 1	HOME	0- 1	0- 1	5- 6				
3- 13	0- 0	0- 1	AWAY	0- 2	0- 1	3- 9				
0- 1	0- 0	0- 0	NEUTRAL	0- 0	0- 1	0- 0				
5- 6	0- 0	0- 0	NON-CONFERENCE	0- 0	0- 1	5- 5				
3- 2	0- 0	0- 0	HOME	0- 0	0- 0	3- 2				
2- 3	0- 0	0- 0	AWAY	0- 0	0- 0	2- 3				
0- 1	0- 0	0- 0	NEUTRAL	0- 0	0- 1	0- 0				
3- 17	0- 0	0- 2	CONFERENCE	0- 3	0- 2	3- 10				
2- 7	0- 0	0- 1	HOME	0- 1	0- 1	2- 4				
1- 10	0- 0	0- 1	AWAY	0- 2	0- 1	1- 6				
0- 0	0- 0	0- 0	NEUTRAL	0- 0	0- 0	0- 0				

RPI S	Opponent	Score	RPI S	Opponent	Score	RPI S	Opponent	Score	RPI S	Opponent	Score	Team's RPI: 318
43	A Bucknell	43 75	43	H Bucknell	47 56	76	A American	45 60	125	A Lehigh	50 67	
						76	A American	47 67	125	H Lehigh	43 70	
						76	H American	57 67	126	N Delaware	47 65	
									174	A Boston U.	49 50	
									174	H Boston U.	44 47	
									178	A Holy Cross	53 56	
									178	H Holy Cross	73 63	
									197	H Cornell	59 62	
									214	H Monmouth	73 69	
									234	H Albany (NY)	67 66	
									247	A Colgate	49 60	
									247	H Colgate	67 77	
									251	H Binghamton	59 50	
									255	A Navy	53 65	
									255	H Navy	55 42	
									263	A Manhattan	49 60	
									264	A Loyola Maryland	50 62	
									264	H Loyola Maryland	52 55	
									290	A Army West Point	50 65	
									290	A Army West Point	63 61	
									290	H Army West Point	40 64	
									303	A Fla. Atlantic	49 53	
									319	A Wagner	66 43	
									344	A Fairleigh Dickinson	63 57	
									347	H Saint Peter's	60 62	
									351	A LIU Brooklyn	50 55	
LAST 12 Division I GAMES:												
290	A Army West Point	63 61	76	H American	57 67	255	A Navy	53 65	319	A Wagner	66 43	
76	A American	47 67	264	H Loyola Maryland	52 55	290	H Army West Point	40 64	347	H Saint Peter's	60 62	
126	N Delaware	47 65	43	A Bucknell	43 75	178	A Holy Cross	53 56				
247	H Colgate	67 77										
125	A Lehigh	50 67										
174	A Boston U.	49 50										

Non-Div I Games:

Lafayette

Loss, Non-Conf, S Site, H Home A Away N Neutral

## Lamar University

Through Games Of March 13, 2019

Average RPI Win:	238	WON-LOST	WINNING	LAST 10	STRENGTH OF	OPP. STRENGTH	TEAM	ADJ.	CONF.	ADJ CONF.
Average RPI Loss:	60	RECORD	PCT. RANK	GAMES	SCHEDULE	OF SCHEDULE	RPI	RPI	RPI	RPI
DIV. I ONLY	20- 5	30	0- 0	184	235	53	53	25	25	
DIV. I NON-CONF.	3- 4	199	0- 0	11	16	32	32	23	23	
TOTALS	RPI 1-25	RPI 26-50	W-L RECORDS	RPI 51-100	RPI 101-150	RPI 150+				
20- 5	1- 1	0- 2	OVERALL	2- 1	1- 0	16- 1				
10- 0	0- 0	0- 0	HOME	2- 0	0- 0	8- 0				
10- 4	1- 1	0- 1	AWAY	0- 1	1- 0	8- 1				
0- 1	0- 0	0- 1	NEUTRAL	0- 0	0- 0	0- 0				
3- 4	1- 1	0- 2	NON-CONFERENCE	1- 0	0- 0	1- 1				
1- 0	0- 0	0- 0	HOME	1- 0	0- 0	0- 0				
2- 3	1- 1	0- 1	AWAY	0- 0	0- 0	1- 1				
0- 1	0- 0	0- 1	NEUTRAL	0- 0	0- 0	0- 0				
17- 1	0- 0	0- 0	CONFERENCE	1- 1	1- 0	15- 0				
9- 0	0- 0	0- 0	HOME	1- 0	0- 0	8- 0				
8- 1	0- 0	0- 0	AWAY	0- 1	1- 0	7- 0				
0- 0	0- 0	0- 0	NEUTRAL	0- 0	0- 0	0- 0				

RPI 1-25				RPI 26-50				RPI 51-100 Team's RPI: 53				RPI 101+			
RPI	S	Opponent	Score	RPI	S	Opponent	Score	RPI	S	Opponent	Score	RPI	S	Opponent	Score
8	A	Mississippi St.	53 104	32	A	Kansas St.	55 73	62	A	SFA	58 70	144	A	Abilene Christian	63 60
17	A	Texas A&M	74 68	33	N	Ohio	62 87	62	H	SFA	62 46	156	H	Nicholls St.	78 65
								99	H	Pacific	82 66	166	A	Denver	110 117
												173	A	Sam Houston St.	83 72
												173	H	Sam Houston St.	81 76
												269	A	Louisiana	79 77
												275	A	A&M-Corpus Christi	72 47
												275	H	A&M-Corpus Christi	76 58
												283	A	New Orleans	79 57
												285	H	Central Ark.	57 37
												308	A	Incarnate Word	77 51
												308	H	Incarnate Word	79 53
												312	A	McNeese	64 62
												312	H	McNeese	81 68
												315	A	Northwestern St.	94 70
												324	H	Southeastern La.	94 54
												332	A	Houston Baptist	97 49
												332	H	Houston Baptist	63 50
LAST 12 Division I GAMES:															
312	H	McNeese	81 68	315	A	Northwestern St.	94 70	62	A	SFA	58 70	144	A	Abilene Christian	63 60
62	H	SFA	62 46	144	A	Abilene Christian	63 60	312	A	McNeese	64 62	156	H	Nicholls St.	78 65
332	A	Houston Baptist	97 49	156	H	Nicholls St.	78 65	173	A	Sam Houston St.	83 72				
275	A	A&M-Corpus Christi	72 47												
308	H	Incarnate Word	79 53												
173	H	Sam Houston St.	81 76												

Non-Div I Games: LeTourneau 104 27 Louisiana Col. 94 43 McMurry 100 37 Howard Payne 93 37 Lamar University

Loss, Non-Conf, S Site, H Home A Away N Neutral



Average RPI Win: <b>257</b>	WON-LOST	WINNING	LAST 10	STRENGTH OF	OPP. STRENGTH	TEAM	ADJ.	CONF.	ADJ CONF.
Average RPI Loss: <b>83</b>	RECORD	PCT. RANK	GAMES	SCHEDULE	OF SCHEDULE	RPI	RPI	RPI	RPI
DIV. I ONLY	20- 9	69	1- 0	193	243	125	125	18	18
DIV. I NON-CONF.	7- 3	83	0- 0	169	253	124	124	21	21
<hr/>									
TOTALS	RPI 1-25	RPI 26-50	W-L RECORDS	RPI 51-100	RPI 101-150	RPI 150+			
20- 9	0- 1	0- 2	OVERALL	0- 3	0- 1	20- 2			
12- 5	0- 0	0- 1	HOME	0- 2	0- 1	12- 1			
8- 4	0- 1	0- 1	AWAY	0- 1	0- 0	8- 1			
0- 0	0- 0	0- 0	NEUTRAL	0- 0	0- 0	0- 0			
7- 3	0- 1	0- 0	NON-CONFERENCE	0- 1	0- 1	7- 0			
5- 2	0- 0	0- 0	HOME	0- 1	0- 1	5- 0			
2- 1	0- 1	0- 0	AWAY	0- 0	0- 0	2- 0			
0- 0	0- 0	0- 0	NEUTRAL	0- 0	0- 0	0- 0			
13- 6	0- 0	0- 2	CONFERENCE	0- 2	0- 0	13- 2			
7- 3	0- 0	0- 1	HOME	0- 1	0- 0	7- 1			
6- 3	0- 0	0- 1	AWAY	0- 1	0- 0	6- 1			
0- 0	0- 0	0- 0	NEUTRAL	0- 0	0- 0	0- 0			

RPI 1-25				RPI 26-50				RPI 51-100				RPI 101+ Team's RPI: 125			
RPI	S	Opponent	Score	RPI	S	Opponent	Score	RPI	S	Opponent	Score	RPI	S	Opponent	Score
1	A	Notre Dame	68 <b>95</b>	43	A	Bucknell	53 <b>71</b>	55	H	Villanova	48 <b>70</b>	102	H	Charlotte	60 <b>62</b>
				43	H	Bucknell	68 <b>73</b>	76	A	American	47 <b>50</b>	174	A	Boston U.	45 <b>58</b>
								76	H	American	53 <b>61</b>	174	H	Boston U.	48 <b>52</b>
												178	A	Holy Cross	79 74
												178	H	Holy Cross	64 55
												181	H	Sacred Heart	70 66
												197	H	Cornell	67 54
												214	H	Monmouth	63 48
												247	A	Colgate	75 63
												247	H	Colgate	86 58
												247	H	Colgate	78 68
												251	A	Binghamton	65 55
												255	A	Navy	56 38
												255	H	Navy	66 55
												264	A	Loyola Maryland	65 46
												264	H	Loyola Maryland	51 42
												276	H	Norfolk St.	62 41
												290	A	Army West Point	73 50
												290	H	Army West Point	55 46
												318	A	Lafayette	70 43
												318	H	Lafayette	67 50
												328	A	Central Conn. St.	88 62
												351	H	LIU Brooklyn	72 38
<hr/>															
LAST 12 Division I GAMES:															
247	H	Colgate	78 68	247	A	Colgate	75 63	76	A	American	47 <b>50</b>				
102	H	Charlotte	60 <b>62</b>	43	H	Bucknell	68 <b>73</b>	174	H	Boston U.	48 <b>52</b>				
178	A	Holy Cross	79 74	255	H	Navy	66 55	264	H	Loyola Maryland	51 42				
318	H	Lafayette	67 50												
264	A	Loyola Maryland	65 46												
290	H	Army West Point	55 46												

Non-Div I Games: Kutztown 73 39

Lehigh

■ Loss, 
 ■ Non-Conf, 
 ■ S Site, 
 ■ Home 
 ■ A Away 
 N Neutral



Average RPI Win: <b>283</b>	WON-LOST	WINNING	LAST 10	STRENGTH OF	OPP. STRENGTH	TEAM	ADJ.	CONF.	ADJ CONF.
Average RPI Loss: <b>186</b>	RECORD	PCT. RANK	GAMES	SCHEDULE	OF SCHEDULE	RPI	RPI	RPI	RPI
DIV. I ONLY	4- 25	339	1- 0	204	290	330	330	24	24
DIV. I NON-CONF.	2- 11	316	0- 0	141	289	285	285	26	26
TOTALS	RPI 1-25	RPI 26-50	W-L RECORDS	RPI 51-100	RPI 101-150	RPI 150+			
4- 25	0- 0	0- 2	OVERALL	0- 3	0- 4	4- 16			
3- 10	0- 0	0- 0	HOME	0- 1	0- 2	3- 7			
1- 15	0- 0	0- 2	AWAY	0- 2	0- 2	1- 9			
0- 0	0- 0	0- 0	NEUTRAL	0- 0	0- 0	0- 0			
2- 11	0- 0	0- 2	NON-CONFERENCE	0- 1	0- 4	2- 4			
1- 4	0- 0	0- 0	HOME	0- 0	0- 2	1- 2			
1- 7	0- 0	0- 2	AWAY	0- 1	0- 2	1- 2			
0- 0	0- 0	0- 0	NEUTRAL	0- 0	0- 0	0- 0			
2- 14	0- 0	0- 0	CONFERENCE	0- 2	0- 0	2- 12			
2- 6	0- 0	0- 0	HOME	0- 1	0- 0	2- 5			
0- 8	0- 0	0- 0	AWAY	0- 1	0- 0	0- 7			
0- 0	0- 0	0- 0	NEUTRAL	0- 0	0- 0	0- 0			

RPI S	Opponent	Score	RPI S	Opponent	Score	RPI S	Opponent	Score	RPI S	Opponent	Score	Team's RPI: 330
45	A Belmont	43 <b>83</b>	64	A FGCU	40 <b>82</b>	111	H UT Martin	53 <b>62</b>				
49	A Clemson	26 <b>68</b>	64	H FGCU	46 <b>80</b>	112	A Georgia	45 <b>77</b>				
			75	A Cincinnati	55 <b>71</b>	129	A Morehead St.	44 <b>79</b>				
						146	H Tennessee Tech	52 <b>67</b>				
						185	A Liberty	60 <b>74</b>				
						185	H Liberty	60 <b>77</b>				
						201	A North Ala.	50 <b>71</b>				
						201	H North Ala.	60 <b>81</b>				
						208	A Stetson	49 <b>76</b>				
						208	H Stetson	65 <b>80</b>				
						211	H Jacksonville St.	46 <b>58</b>				
						233	A Jacksonville	47 <b>62</b>				
						233	H Jacksonville	61 <b>58</b>				
						236	A North Florida	66 <b>72</b>				
						236	H North Florida	53 <b>68</b>				
						259	A Austin Peay	58 <b>70</b>				
						260	A Murray St.	61 <b>97</b>				
						291	A Kennesaw St.	36 <b>67</b>				
						291	H Kennesaw St.	72 <b>69</b>				
						296	H Col. of Charleston	63 <b>65</b>				
						301	A Alabama A&M	62 <b>58</b>				
						305	H Tennessee St.	64 <b>62</b>				
						325	A NJIT	67 <b>80</b>				
						325	H NJIT	53 <b>69</b>				
LAST 12 Division I GAMES:												
291	H Kennesaw St.	72 <b>69</b>	233	H Jacksonville	61 <b>58</b>							
201	A North Ala.	50 <b>71</b>	236	A North Florida	66 <b>72</b>							
325	H NJIT	53 <b>69</b>	201	H North Ala.	60 <b>81</b>							
64	H FGCU	46 <b>80</b>	185	H Liberty	60 <b>77</b>							
291	A Kennesaw St.	36 <b>67</b>	208	A Stetson	49 <b>76</b>							
185	A Liberty	60 <b>74</b>	64	A FGCU	40 <b>82</b>							

Non-Div I Games:

Lipscomb

■ Loss, 
 ■ Non-Conf, 
 ■ S Site, 
 ■ Home 
 ■ A Away 
 N Neutral

Little Rock

Through Games Of March 13, 2019

Average RPI Win:	186	WON-LOST	WINNING	LAST 10	STRENGTH OF	OPP. STRENGTH	TEAM	ADJ.	CONF.	ADJ CONF.
Average RPI Loss:	79	RECORD	PCT. RANK	GAMES	SCHEDULE	OF SCHEDULE	RPI	RPI	RPI	RPI
DIV. I ONLY	19- 10	87	1- 0	78	107	73	73	12	12	
DIV. I NON-CONF.	4- 7	228	0- 0	50	13	139	139	14	14	
TOTALS	RPI 1-25	RPI 26-50	W-L RECORDS	RPI 51-100	RPI 101-150	RPI 150+				
19- 10	0- 2	0- 2	OVERALL	3- 3	4- 1	12- 2				
10- 5	0- 2	0- 2	HOME	2- 0	2- 1	6- 0				
9- 5	0- 0	0- 0	AWAY	1- 3	2- 0	6- 2				
0- 0	0- 0	0- 0	NEUTRAL	0- 0	0- 0	0- 0				
4- 7	0- 2	0- 2	NON-CONFERENCE	0- 2	0- 1	4- 0				
1- 5	0- 2	0- 2	HOME	0- 0	0- 1	1- 0				
3- 2	0- 0	0- 0	AWAY	0- 2	0- 0	3- 0				
0- 0	0- 0	0- 0	NEUTRAL	0- 0	0- 0	0- 0				
15- 3	0- 0	0- 0	CONFERENCE	3- 1	4- 0	8- 2				
9- 0	0- 0	0- 0	HOME	2- 0	2- 0	5- 0				
6- 3	0- 0	0- 0	AWAY	1- 1	2- 0	3- 2				
0- 0	0- 0	0- 0	NEUTRAL	0- 0	0- 0	0- 0				

RPI 1-25				RPI 26-50				RPI 51-100				Team's RPI: 73	RPI 101+			
RPI	S	Opponent	Score	RPI	S	Opponent	Score	RPI	S	Opponent	Score	RPI	S	Opponent	Score	
8	H	Mississippi St.	63 98	32	H	Kansas St.	47 53	70	A	Missouri St.	44 48	105	H	Western Ky.	56 68	
17	H	Texas A&M	40 61	35	H	Rice	65 79	71	A	UT Arlington	62 61	113	A	South Alabama	65 42	
								71	H	UT Arlington	68 65	113	H	South Alabama	47 44	
								85	A	Troy	66 71	130	A	Appalachian St.	74 59	
								85	H	Troy	76 72	139	H	Georgia St.	82 50	
								86	A	LSU	45 60	157	A	Tulsa	63 53	
												163	A	Texas St.	48 50	
												163	H	Texas St.	62 47	
												172	A	Louisiana Tech	69 58	
												176	A	Coastal Caro.	60 47	
												189	A	Arkansas St.	58 62	
												189	H	Arkansas St.	68 55	
												232	A	Memphis	63 60	
												269	A	Louisiana	62 49	
												269	H	Louisiana	62 48	
												286	H	Ga. Southern	80 51	
												299	A	La.-Monroe	57 38	
												299	H	La.-Monroe	63 44	
												303	H	Fla. Atlantic	61 38	
LAST 12 Division I GAMES:																
299	A	La.-Monroe	57 38	71	A	UT Arlington	62 61									
269	A	Louisiana	62 49	113	H	South Alabama	47 44									
139	H	Georgia St.	82 50	85	H	Troy	76 72									
286	H	Ga. Southern	80 51	189	H	Arkansas St.	68 55									
189	A	Arkansas St.	58 62	130	A	Appalachian St.	74 59									
163	A	Texas St.	48 50	176	A	Coastal Caro.	60 47									

Non-Div I Games:

Little Rock

Loss, Non-Conf, S Site, H Home A Away N Neutral

Average RPI Win:	232	WON-LOST	WINNING	LAST 10	STRENGTH OF	OPP. STRENGTH	TEAM	ADJ.	CONF.	ADJ CONF.
Average RPI Loss:	158	RECORD	PCT. RANK	GAMES	SCHEDULE	OF SCHEDULE	RPI	RPI	RPI	RPI
DIV. I ONLY	9- 22	280	1- 0	164	215	272	272	20	20	
DIV. I NON-CONF.	3- 10	278	0- 0	128	118	260	260	20	20	
TOTALS	RPI 1-25	RPI 26-50	W-L RECORDS	RPI 51-100	RPI 101-150	RPI 150+				
9- 22	0- 1	0- 0	OVERALL	1- 6	0- 4	8- 11				
5- 11	0- 0	0- 0	HOME	1- 4	0- 1	4- 6				
3- 10	0- 1	0- 0	AWAY	0- 2	0- 3	3- 4				
1- 1	0- 0	0- 0	NEUTRAL	0- 0	0- 0	1- 1				
3- 10	0- 1	0- 0	NON-CONFERENCE	1- 4	0- 2	2- 3				
2- 6	0- 0	0- 0	HOME	1- 3	0- 0	1- 3				
1- 4	0- 1	0- 0	AWAY	0- 1	0- 2	1- 0				
0- 0	0- 0	0- 0	NEUTRAL	0- 0	0- 0	0- 0				
6- 12	0- 0	0- 0	CONFERENCE	0- 2	0- 2	6- 8				
3- 5	0- 0	0- 0	HOME	0- 1	0- 1	3- 3				
2- 6	0- 0	0- 0	AWAY	0- 1	0- 1	2- 4				
1- 1	0- 0	0- 0	NEUTRAL	0- 0	0- 0	1- 1				

RPI	S	Opponent	Score	RPI	S	Opponent	Score	RPI	S	Opponent	Score	RPI	S	Opponent	Score	Team's RPI: 272
5	A	Oregon	48 110					52	H	Southern California	50 86	106	A	Loyola Marymount	62 71	
								79	H	Arizona	43 70	147	A	Montana St.	62 85	
								81	A	UC Davis	50 70	149	A	CSUN	45 60	
								81	H	UC Davis	49 66	149	H	CSUN	37 51	
								87	H	Idaho	70 63	151	A	UC Riverside	63 45	
								91	H	UNI	64 71	151	H	UC Riverside	59 73	
								92	A	Utah	59 82	151	N	UC Riverside	50 67	
												169	A	UC Irvine	60 65	
												169	H	UC Irvine	46 48	
												182	A	Utah St.	50 48	
												199	A	Hawaii	49 63	
												199	H	Hawaii	56 40	
												212	H	California Baptist	83 85	
												245	H	Nevada	67 76	
												262	A	Cal St. Fullerton	59 53	
												262	H	Cal St. Fullerton	47 50	
												262	N	Cal St. Fullerton	60 54	
												274	H	San Diego	56 60	
												289	A	UC Santa Barbara	54 60	
												289	H	UC Santa Barbara	62 53	
												316	A	Cal Poly	59 66	
												316	H	Cal Poly	61 58	
												341	H	Grand Canyon	57 50	
LAST 12 Division I GAMES:																
262	N	Cal St. Fullerton	60 54	149	A	CSUN	45 60									
151	N	UC Riverside	50 67	199	A	Hawaii	49 63									
169	A	UC Irvine	60 65	169	H	UC Irvine	46 48									
262	H	Cal St. Fullerton	47 50	199	H	Hawaii	56 40									
81	H	UC Davis	49 66	316	A	Cal Poly	59 66									
289	H	UC Santa Barbara	62 53	262	A	Cal St. Fullerton	59 53									

Non-Div I Games:

Long Beach St.

■ Loss, 
■ Non-Conf, S Site, 
■ Home 
■ Away 
N Neutral

Average RPI Win:	262	WON-LOST	WINNING	LAST 10	STRENGTH OF	OPP. STRENGTH	TEAM	ADJ.	CONF.	ADJ CONF.
Average RPI Loss:	202	RECORD	PCT. RANK	GAMES	SCHEDULE	OF SCHEDULE	RPI	RPI	RPI	RPI
DIV. I ONLY	3- 27	346	0- 1	210	325	338	338	27	27	
DIV. I NON-CONF.	1- 10	329	0- 0	136	336	320	320	29	29	
TOTALS	RPI 1-25	RPI 26-50	W-L RECORDS	RPI 51-100	RPI 101-150	RPI 150+				
3- 27	0- 0	0- 0	OVERALL	0- 6	0- 2	3- 19				
3- 11	0- 0	0- 0	HOME	0- 2	0- 0	3- 9				
0- 15	0- 0	0- 0	AWAY	0- 4	0- 2	0- 9				
0- 1	0- 0	0- 0	NEUTRAL	0- 0	0- 0	0- 1				
1- 10	0- 0	0- 0	NON-CONFERENCE	0- 2	0- 2	1- 6				
1- 4	0- 0	0- 0	HOME	0- 0	0- 0	1- 4				
0- 5	0- 0	0- 0	AWAY	0- 2	0- 2	0- 1				
0- 1	0- 0	0- 0	NEUTRAL	0- 0	0- 0	0- 1				
2- 17	0- 0	0- 0	CONFERENCE	0- 4	0- 0	2- 13				
2- 7	0- 0	0- 0	HOME	0- 2	0- 0	2- 5				
0- 10	0- 0	0- 0	AWAY	0- 2	0- 0	0- 8				
0- 0	0- 0	0- 0	NEUTRAL	0- 0	0- 0	0- 0				

RPI 1-25				RPI 26-50				RPI 51-100				RPI 101+ Team's RPI: 338			
RPI	S	Opponent	Score	RPI	S	Opponent	Score	RPI	S	Opponent	Score	RPI	S	Opponent	Score
								72	A	Virginia Tech	39 93	103	A	Old Dominion	48 69
								80	A	Radford	52 81	114	A	UNCW	33 35
								80	H	Radford	34 68	180	A	UNC Asheville	55 80
								90	A	VCU	55 84	180	H	UNC Asheville	57 68
								95	A	High Point	47 70	190	N	East Carolina	52 61
								95	H	High Point	54 65	194	A	Hampton	40 66
												194	H	Hampton	70 86
												195	H	Eastern Mich.	45 64
												202	H	UMES	83 71
												207	H	Saint Francis (PA)	88 91
												210	A	Campbell	49 54
												210	H	Campbell	60 66
												240	A	Gardner-Webb	78 80
												240	H	Gardner-Webb	85 79
												254	H	Wofford	72 101
												276	A	Norfolk St.	42 74
												293	A	Charleston So.	67 79
												293	H	Charleston So.	74 81
												306	A	Winthrop	69 77
												319	H	Wagner	60 86
												321	A	Presbyterian	66 81
												321	H	Presbyterian	60 64
												343	A	USC Upstate	67 72
												343	H	USC Upstate	80 58
LAST 12 Division I GAMES:															
210	A	Campbell	49 54	180	H	UNC Asheville	57 68								
103	A	Old Dominion	48 69	80	A	Radford	52 81								
293	A	Charleston So.	67 79	343	H	USC Upstate	80 58								
321	H	Presbyterian	60 64	240	A	Gardner-Webb	78 80								
95	A	High Point	47 70	95	H	High Point	54 65								
194	H	Hampton	70 86	240	H	Gardner-Webb	85 79								

Non-Div I Games:

Longwood

■ Loss, 
 ■ Non-Conf, 
 ■ S Site, 
 ■ Home 
 ■ A Away 
 N Neutral

## Louisiana

Through Games Of March 13, 2019

Average RPI Win:	245	WON-LOST	WINNING	LAST 10	STRENGTH OF	OPP. STRENGTH	TEAM	ADJ.	CONF.	ADJ CONF.
Average RPI Loss:	140	RECORD	PCT. RANK	GAMES	SCHEDULE	OF SCHEDULE	RPI	RPI	RPI	RPI
DIV. I ONLY	7- 22	302	0- 1	128	172	269	269	12	12	
DIV. I NON-CONF.	2- 8	293	0- 0	114	207	254	254	14	14	
TOTALS	RPI 1-25	RPI 26-50	W-L RECORDS	RPI 51-100	RPI 101-150	RPI 150+				
7- 22	0- 1	0- 1	OVERALL	0- 6	2- 4	5- 10				
5- 8	0- 0	0- 0	HOME	0- 4	2- 0	3- 4				
2- 13	0- 1	0- 1	AWAY	0- 2	0- 4	2- 5				
0- 1	0- 0	0- 0	NEUTRAL	0- 0	0- 0	0- 1				
2- 8	0- 1	0- 1	NON-CONFERENCE	0- 2	0- 0	2- 4				
1- 3	0- 0	0- 0	HOME	0- 2	0- 0	1- 1				
1- 4	0- 1	0- 1	AWAY	0- 0	0- 0	1- 2				
0- 1	0- 0	0- 0	NEUTRAL	0- 0	0- 0	0- 1				
5- 14	0- 0	0- 0	CONFERENCE	0- 4	2- 4	3- 6				
4- 5	0- 0	0- 0	HOME	0- 2	2- 0	2- 3				
1- 9	0- 0	0- 0	AWAY	0- 2	0- 4	1- 3				
0- 0	0- 0	0- 0	NEUTRAL	0- 0	0- 0	0- 0				

RPI 1-25				RPI 26-50				RPI 51-100				RPI 101+ Team's RPI: 269			
RPI	S	Opponent	Score	RPI	S	Opponent	Score	RPI	S	Opponent	Score	RPI	S	Opponent	Score
8	A	Mississippi St.	36 104	48	A	Auburn	59 71	53	H	Lamar University	77 79	113	A	South Alabama	61 73
								71	H	UT Arlington	61 76	113	A	South Alabama	60 83
								73	A	Little Rock	48 62	130	A	Appalachian St.	69 83
								73	H	Little Rock	49 62	130	H	Appalachian St.	73 55
								85	A	Troy	64 90	139	A	Georgia St.	71 74
								86	H	LSU	54 76	139	H	Georgia St.	57 54
												163	H	Texas St.	65 71
												173	H	Sam Houston St.	62 68
												176	A	Coastal Caro.	62 67
												176	H	Coastal Caro.	58 76
												189	A	Arkansas St.	75 87
												189	H	Arkansas St.	73 75
												228	A	UTRGV	60 75
												239	A	Ole Miss	57 79
												249	H	Jackson St.	68 61
												275	N	A&M-Corpus Christi	63 64
												286	A	Ga. Southern	71 79
												286	H	Ga. Southern	59 48
												299	A	La.-Monroe	55 52
												299	H	La.-Monroe	52 45
												312	A	McNeese	70 59
LAST 12 Division I GAMES:															
113	A	South Alabama	61 73	299	A	La.-Monroe	55 52	139	A	Georgia St.	71 74				
189	H	Arkansas St.	73 75	286	A	Ga. Southern	71 79	176	H	Coastal Caro.	58 76				
73	H	Little Rock	49 62	130	A	Appalachian St.	69 83	130	H	Appalachian St.	73 55				
176	A	Coastal Caro.	62 67	71	H	UT Arlington	61 76								
163	H	Texas St.	65 71												

Non-Div I Games: Dillard

69 72

Louisiana

■ Loss, 
 ■ Non-Conf, 
 ■ S Site, 
 ■ H Home 
 ■ A Away 
 N Neutral

## Louisiana Tech

Through Games Of March 13, 2019

Average RPI Win:	218	WON-LOST	WINNING	LAST 10	STRENGTH OF	OPP. STRENGTH	TEAM	ADJ.	CONF.	ADJ CONF.
Average RPI Loss:	131	RECORD	PCT. RANK	GAMES	SCHEDULE	OF SCHEDULE	RPI	RPI	RPI	RPI
DIV. I ONLY	13- 16	207	0- 1	131	141	172	172	14	14	
DIV. I NON-CONF.	7- 5	132	0- 0	257	121	159	159	17	17	
TOTALS	RPI 1-25	RPI 26-50	W-L RECORDS	RPI 51-100	RPI 101-150	RPI 150+				
13- 16	0- 1	0- 2	OVERALL	0- 3	3- 4	10- 6				
7- 5	0- 0	0- 1	HOME	0- 1	2- 2	5- 1				
5- 9	0- 1	0- 1	AWAY	0- 1	1- 1	4- 5				
1- 2	0- 0	0- 0	NEUTRAL	0- 1	0- 1	1- 0				
7- 5	0- 1	0- 0	NON-CONFERENCE	0- 2	1- 0	6- 2				
3- 1	0- 0	0- 0	HOME	0- 1	1- 0	2- 0				
3- 3	0- 1	0- 0	AWAY	0- 0	0- 0	3- 2				
1- 1	0- 0	0- 0	NEUTRAL	0- 1	0- 0	1- 0				
6- 11	0- 0	0- 2	CONFERENCE	0- 1	2- 4	4- 4				
4- 4	0- 0	0- 1	HOME	0- 0	1- 2	3- 1				
2- 6	0- 0	0- 1	AWAY	0- 1	1- 1	1- 3				
0- 1	0- 0	0- 0	NEUTRAL	0- 0	0- 1	0- 0				

RPI 1-25			RPI 26-50			RPI 51-100			RPI 101+			Team's RPI: 172
RPI	S	Opponent	Score	RPI	S	Opponent	Score	RPI	S	Opponent	Score	
23	A	Arizona St.	44 80	35	A	Rice	42 78	68	A	Middle Tenn.	38 75	101 A UAB 73 68
				35	H	Rice	51 61	70	N	Missouri St.	70 82	101 H UAB 69 95
								73	H	Little Rock	58 69	102 H Charlotte 88 51
												102 N Charlotte 46 55
												103 H Old Dominion 59 70
												105 A Western Ky. 76 81
												110 H Houston 100 88
												158 N Alabama 79 62
												177 H North Texas 54 65
												189 A Arkansas St. 80 70
												193 A Southern Miss. 70 74
												193 H Southern Miss. 106 85
												217 A Marshall 88 90
												231 A UMKC 70 80
												232 A Memphis 66 50
												239 H Ole Miss 80 71
												256 A UTEP 74 64
												257 A Wichita St. 56 70
												302 A UTSA 68 70
												303 H Fla. Atlantic 86 55
												312 A McNeese 89 48
												320 H FIU 90 72
												324 H Southeastern La. 72 53
LAST 12 Division I GAMES:												
102	N	Charlotte	46 55	256	A	UTEP	74 64					
158	N	Alabama	79 62	193	H	Southern Miss.	106 85					
101	H	UAB	69 95	320	H	FIU	90 72					
35	A	Rice	42 78	303	H	Fla. Atlantic	86 55					
193	A	Southern Miss.	70 74	105	A	Western Ky.	76 81					
302	A	UTSA	68 70	217	A	Marshall	88 90					

Non-Div I Games: LSU-Alexandria 112 70

Louisiana Tech

■ Loss, 
 ■ Non-Conf, 
 ■ S Site, 
 ■ H Home 
 ■ A Away 
 N Neutral



## Louisville

Through Games Of March 13, 2019

Average RPI Win:	83	WON-LOST	WINNING	LAST 10	STRENGTH OF	OPP. STRENGTH	TEAM	ADJ.	CONF.	ADJ CONF.
Average RPI Loss:	7	RECORD	PCT. RANK	GAMES	SCHEDULE	OF SCHEDULE	RPI	RPI	RPI	RPI
DIV. I ONLY	29- 3	5	2- 1	6	2	3	3	1	1	
DIV. I NON-CONF.	13- 0	1	0- 0	14	27	4	4	1	1	
TOTALS	RPI 1-25	RPI 26-50	W-L RECORDS	RPI 51-100	RPI 101-150	RPI 150+				
29- 3	7- 3	6- 0	OVERALL	6- 0	7- 0	3- 0				
14- 1	4- 1	2- 0	HOME	3- 0	3- 0	2- 0				
11- 1	1- 1	3- 0	AWAY	3- 0	3- 0	1- 0				
4- 1	2- 1	1- 0	NEUTRAL	0- 0	1- 0	0- 0				
13- 0	3- 0	3- 0	NON-CONFERENCE	1- 0	3- 0	3- 0				
7- 0	2- 0	1- 0	HOME	1- 0	1- 0	2- 0				
4- 0	0- 0	2- 0	AWAY	0- 0	1- 0	1- 0				
2- 0	1- 0	0- 0	NEUTRAL	0- 0	1- 0	0- 0				
16- 3	4- 3	3- 0	CONFERENCE	5- 0	4- 0	0- 0				
7- 1	2- 1	1- 0	HOME	2- 0	2- 0	0- 0				
7- 1	1- 1	1- 0	AWAY	3- 0	2- 0	0- 0				
2- 1	1- 1	1- 0	NEUTRAL	0- 0	0- 0	0- 0				

RPI	S	Opponent	Score	RPI	S	Opponent	Score	RPI	S	Opponent	Score	RPI	S	Opponent	Score
1	A	Notre Dame	68 82	28	A	Central Mich.	72 68	66	H	Georgia Tech	61 44	104	N	Hartford	86 69
1	N	Notre Dame	79 99	37	H	North Carolina	73 66	72	A	Virginia Tech	72 63	105	A	Western Ky.	102 80
6	H	UConn	78 69	38	A	Boise St.	74 55	77	A	Duke	73 51	111	H	UT Martin	102 62
9	H	NC State	92 62	44	H	Miami (OH)	95 73	94	H	Nebraska	85 68	127	A	Pittsburgh	67 40
9	N	NC State	78 68	49	A	Clemson	76 44	96	A	Virginia	71 49	127	H	Pittsburgh	70 42
10	H	Syracuse	76 51	49	N	Clemson	75 67	96	H	Virginia	91 43	133	H	Boston College	87 51
18	H	Miami (FL)	73 79									148	A	Wake Forest	73 49
21	A	Florida St.	68 49									168	A	Chattanooga	75 49
22	H	Kentucky	80 75									244	H	Northern Ky.	92 59
23	N	Arizona St.	58 56									305	H	Tennessee St.	107 52
LAST 12 Division I GAMES:															
		49	N	Clemson	75	67	96	A	Virginia	71	49				
		1	N	Notre Dame	79	99	18	H	Miami (FL)	73	79				
		9	N	NC State	78	68	72	A	Virginia Tech	72	63				
		127	A	Pittsburgh	67	40	10	H	Syracuse	76	51				
		9	H	NC State	92	62	49	A	Clemson	76	44				
		133	H	Boston College	87	51	6	H	UConn	78	69				

Non-Div I Games:

Louisville

■ Loss, 
 ■ Non-Conf, S Site, 
 ■ Home 
 ■ Away 
 N Neutral

Loyola Chicago

Through Games Of March 13, 2019

Average RPI Win:	286	WON-LOST	WINNING	LAST 10	STRENGTH OF	OPP. STRENGTH	TEAM	ADJ.	CONF.	ADJ CONF.
Average RPI Loss:	123	RECORD	PCT. RANK	GAMES	SCHEDULE	OF SCHEDULE	RPI	RPI	RPI	RPI
DIV. I ONLY	12- 17	221	0- 1	269	193	253	253	13	13	
DIV. I NON-CONF.	6- 5	143	0- 0	336	277	278	278	15	15	
TOTALS	RPI 1-25	RPI 26-50	W-L RECORDS	RPI 51-100	RPI 101-150	RPI 150+				
12- 17	0- 3	0- 0	OVERALL	0- 5	1- 4	11- 5				
8- 7	0- 2	0- 0	HOME	0- 2	1- 1	7- 2				
4- 10	0- 1	0- 0	AWAY	0- 3	0- 3	4- 3				
0- 0	0- 0	0- 0	NEUTRAL	0- 0	0- 0	0- 0				
6- 5	0- 1	0- 0	NON-CONFERENCE	0- 1	0- 1	6- 2				
4- 2	0- 1	0- 0	HOME	0- 0	0- 0	4- 1				
2- 3	0- 0	0- 0	AWAY	0- 1	0- 1	2- 1				
0- 0	0- 0	0- 0	NEUTRAL	0- 0	0- 0	0- 0				
6- 12	0- 2	0- 0	CONFERENCE	0- 4	1- 3	5- 3				
4- 5	0- 1	0- 0	HOME	0- 2	1- 1	3- 1				
2- 7	0- 1	0- 0	AWAY	0- 2	0- 2	2- 2				
0- 0	0- 0	0- 0	NEUTRAL	0- 0	0- 0	0- 0				

RPI 1-25				RPI 26-50				RPI 51-100				RPI 101+ Team's RPI: 253			
RPI	S	Opponent	Score	RPI	S	Opponent	Score	RPI	S	Opponent	Score	RPI	S	Opponent	Score
16	A	Drake	60 69					70	A	Missouri St.	49 84	122	A	Youngstown St.	63 74
16	H	Drake	55 83					70	H	Missouri St.	58 85	140	A	Illinois St.	52 65
20	H	DePaul	76 102					89	A	Purdue	41 65	140	H	Illinois St.	62 59
								91	A	UNI	52 64	150	A	Bradley	59 71
								91	H	UNI	65 71	150	H	Bradley	56 69
												152	A	Southern Ill.	63 74
												152	H	Southern Ill.	41 64
												218	A	Bowling Green	74 88
												230	A	Indiana St.	44 36
												230	H	Indiana St.	56 54
												231	H	UMKC	74 88
												238	H	SIUE	56 43
												268	A	Western Mich.	64 53
												311	A	Valparaiso	74 81
												311	H	Valparaiso	80 54
												331	A	Evansville	71 51
												331	H	Evansville	61 56
												335	H	Purdue Fort Wayne	81 67
												336	H	Detroit Mercy	52 43
												339	A	UIC	75 60
												348	H	Chicago St.	76 40
LAST 12 Division I GAMES:															
311	A	Valparaiso	74 81	230	A	Indiana St.	44 36								
150	A	Bradley	59 71	16	H	Drake	55 83								
140	A	Illinois St.	52 65	91	H	UNI	65 71								
70	H	Missouri St.	58 85	150	H	Bradley	56 69								
152	H	Southern Ill.	41 64	140	H	Illinois St.	62 59								
331	A	Evansville	71 51	152	A	Southern Ill.	63 74								

Non-Div I Games:

Loyola Chicago

Loss, Non-Conf, S Site, H Home A Away N Neutral

Average RPI Win:	261	WON-LOST	WINNING	LAST 10	STRENGTH OF	OPP. STRENGTH	TEAM	ADJ.	CONF.	ADJ CONF.
Average RPI Loss:	156	RECORD	PCT. RANK	GAMES	SCHEDULE	OF SCHEDULE	RPI	RPI	RPI	RPI
DIV. I ONLY	7- 24	308	1- 1	127	238	264	264	18	18	
DIV. I NON-CONF.	1- 10	329	0- 0	140	237	289	289	21	21	
TOTALS	RPI 1-25	RPI 26-50	W-L RECORDS	RPI 51-100	RPI 101-150	RPI 150+				
7- 24	0- 1	0- 3	OVERALL	0- 3	0- 4	7- 13				
3- 10	0- 0	0- 1	HOME	0- 1	0- 1	3- 7				
4- 13	0- 1	0- 2	AWAY	0- 2	0- 2	4- 6				
0- 1	0- 0	0- 0	NEUTRAL	0- 0	0- 1	0- 0				
1- 10	0- 1	0- 0	NON-CONFERENCE	0- 1	0- 2	1- 6				
0- 3	0- 0	0- 0	HOME	0- 0	0- 0	0- 3				
1- 6	0- 1	0- 0	AWAY	0- 1	0- 1	1- 3				
0- 1	0- 0	0- 0	NEUTRAL	0- 0	0- 1	0- 0				
6- 14	0- 0	0- 3	CONFERENCE	0- 2	0- 2	6- 7				
3- 7	0- 0	0- 1	HOME	0- 1	0- 1	3- 4				
3- 7	0- 0	0- 2	AWAY	0- 1	0- 1	3- 3				
0- 0	0- 0	0- 0	NEUTRAL	0- 0	0- 0	0- 0				

RPI 1-25					
RPI	S	Opponent	Score		
14	A	Maryland	48	83	
RPI 26-50					
RPI	S	Opponent	Score		
43	A	Bucknell	55	87	
43	A	Bucknell	63	88	
43	H	Bucknell	57	75	
RPI 51-100					
RPI	S	Opponent	Score		
69	A	Georgetown	30	45	
76	A	American	38	82	
76	H	American	56	67	
RPI 101+					
RPI	S	Opponent	Score		
124	A	Towson	57	62	
125	A	Lehigh	42	51	
125	H	Lehigh	46	65	
133	N	Boston College	47	73	
161	H	William & Mary	49	65	
174	A	Boston U.	59	55	
174	H	Boston U.	62	64	
178	A	Holy Cross	60	78	
178	H	Holy Cross	48	58	
209	A	Dartmouth	41	54	
214	A	Monmouth	75	67	
223	H	Mt. St. Mary's	67	77	
225	A	George Mason	38	70	
234	A	Saint Joseph's	46	49	
247	A	Colgate	64	73	
247	H	Colgate	47	58	
248	H	St. Francis Brooklyn	70	75	
255	A	Navy	55	50	
255	H	Navy	58	45	
255	H	Navy	46	58	
290	A	Army West Point	57	69	
290	H	Army West Point	70	51	
318	A	Lafayette	55	52	
318	H	Lafayette	62	50	
Team's RPI: 264					
LAST 12 Division I GAMES:					
255	H	Navy	58	45	
43	A	Bucknell	63	88	
234	A	Saint Joseph's	46	49	
174	A	Boston U.	59	55	
255	A	Navy	55	50	
125	H	Lehigh	46	65	
247	H	Colgate	47	58	
43	A	Bucknell	55	87	
318	A	Lafayette	55	52	
76	H	American	56	67	
178	H	Holy Cross	48	58	
290	H	Army West Point	70	51	

Non-Div I Games:

Loyola Maryland

Loss, Non-Conf, S Site, H Home A Away N Neutral

Average RPI Win:	173	WON-LOST	WINNING	LAST 10	STRENGTH OF	OPP. STRENGTH	TEAM	ADJ.	CONF.	ADJ CONF.
Average RPI Loss:	92	RECORD	PCT. RANK	GAMES	SCHEDULE	OF SCHEDULE	RPI	RPI	RPI	RPI
DIV. I ONLY	18- 14	138	1- 1	76	94	106	106	7	7	
DIV. I NON-CONF.	7- 5	132	0- 0	74	178	95	95	7	7	
TOTALS	RPI 1-25	RPI 26-50	W-L RECORDS	RPI 51-100	RPI 101-150	RPI 150+				
18- 14	0- 2	3- 5	OVERALL	3- 3	1- 0	11- 4				
9- 5	0- 1	3- 0	HOME	1- 2	0- 0	5- 2				
8- 5	0- 1	0- 2	AWAY	2- 1	1- 0	5- 1				
1- 4	0- 0	0- 3	NEUTRAL	0- 0	0- 0	1- 1				
7- 5	0- 0	1- 2	NON-CONFERENCE	2- 0	1- 0	3- 3				
4- 1	0- 0	1- 0	HOME	1- 0	0- 0	2- 1				
3- 1	0- 0	0- 0	AWAY	1- 0	1- 0	1- 1				
0- 3	0- 0	0- 2	NEUTRAL	0- 0	0- 0	0- 1				
11- 9	0- 2	2- 3	CONFERENCE	1- 3	0- 0	8- 1				
5- 4	0- 1	2- 0	HOME	0- 2	0- 0	3- 1				
5- 4	0- 1	0- 2	AWAY	1- 1	0- 0	4- 0				
1- 1	0- 0	0- 1	NEUTRAL	0- 0	0- 0	1- 0				

RPI 1-25				RPI 26-50				RPI 51-100				RPI 101+ Team's RPI: 106			
RPI	S	Opponent	Score	RPI	S	Opponent	Score	RPI	S	Opponent	Score	RPI	S	Opponent	Score
13	A	Gonzaga	58 68	26	A	BYU	44 55	79	A	Arizona	66 64	149	A	CSUN	72 53
13	H	Gonzaga	53 78	26	H	BYU	61 58	81	H	UC Davis	60 53	164	A	Santa Clara	69 60
				34	H	UCLA	69 63	97	A	Pepperdine	86 95	164	H	Santa Clara	75 83
				40	N	South Dakota	40 67	97	H	Pepperdine	55 73	166	A	Denver	75 104
				47	N	Indiana	43 67	99	A	Pacific	72 67	179	H	Robert Morris	61 53
				50	A	Saint Mary's (CA)	62 86	99	H	Pacific	75 81	191	A	Portland	70 54
				50	H	Saint Mary's (CA)	69 56					191	H	Portland	76 58
				50	N	Saint Mary's (CA)	38 70					200	N	Grambling	61 62
												221	H	Northern Ariz.	62 63
												252	A	San Francisco	73 66
												252	H	San Francisco	66 58
												252	N	San Francisco	66 45
												272	H	Long Beach St.	71 62
												274	A	San Diego	69 52
												274	H	San Diego	83 57
												289	A	UC Santa Barbara	70 57
LAST 12 Division I GAMES:															
				252	N	San Francisco	66 45	50	H	Saint Mary's (CA)	69 56				
				50	N	Saint Mary's (CA)	38 70	97	H	Pepperdine	55 73				
				179	H	Robert Morris	61 53	252	A	San Francisco	73 66				
				13	A	Gonzaga	58 68	164	A	Santa Clara	69 60				
				191	A	Portland	70 54	274	H	San Diego	83 57				
				99	H	Pacific	75 81	26	H	BYU	61 58				

Non-Div I Games:

Loyola Marymount

■ Loss, 
 ■ Non-Conf, 
 ■ S Site, 
 ■ H Home 
 ■ A Away 
 N Neutral

Average RPI Win: <b>225</b>	WON-LOST	WINNING	LAST 10	STRENGTH OF	OPP. STRENGTH	TEAM	ADJ.	CONF.	ADJ CONF.
Average RPI Loss: <b>86</b>	RECORD	PCT. RANK	GAMES	SCHEDULE	OF SCHEDULE	RPI	RPI	RPI	RPI
DIV. I ONLY	<b>24- 7</b>	<b>39</b>	<b>2- 0</b>	<b>156</b>	<b>212</b>	<b>60</b>	<b>60</b>	<b>23</b>	<b>23</b>
DIV. I NON-CONF.	<b>7- 6</b>	<b>153</b>	<b>0- 0</b>	<b>31</b>	<b>80</b>	<b>48</b>	<b>48</b>	<b>25</b>	<b>25</b>
TOTALS	RPI 1-25	RPI 26-50	W-L RECORDS	RPI 51-100	RPI 101-150	RPI 150+			
24- 7	0- 1	1- 0	OVERALL	3- 4	3- 1	17- 1			
12- 1	0- 0	0- 0	HOME	1- 1	2- 0	9- 0			
10- 5	0- 1	1- 0	AWAY	1- 3	1- 1	7- 0			
2- 1	0- 0	0- 0	NEUTRAL	1- 0	0- 0	1- 1			
7- 6	0- 1	1- 0	NON-CONFERENCE	3- 4	0- 0	3- 1			
2- 1	0- 0	0- 0	HOME	1- 1	0- 0	1- 0			
3- 4	0- 1	1- 0	AWAY	1- 3	0- 0	1- 0			
2- 1	0- 0	0- 0	NEUTRAL	1- 0	0- 0	1- 1			
17- 1	0- 0	0- 0	CONFERENCE	0- 0	3- 1	14- 0			
10- 0	0- 0	0- 0	HOME	0- 0	2- 0	8- 0			
7- 1	0- 0	0- 0	AWAY	0- 0	1- 1	6- 0			
0- 0	0- 0	0- 0	NEUTRAL	0- 0	0- 0	0- 0			

RPI 1-25				RPI 26-50				RPI 51-100 Team's RPI: 60				RPI 101+			
RPI	S	Opponent	Score	RPI	S	Opponent	Score	RPI	S	Opponent	Score	RPI	S	Opponent	Score
9	A	NC State	46 <b>84</b>	37	A	North Carolina	85 73	59	N	Penn	47 46	104	A	Hartford	46 <b>49</b>
								67	A	Green Bay	39 <b>70</b>	104	H	Hartford	78 58
								77	H	Duke	63 <b>66</b>	137	A	Stony Brook	68 54
								82	A	Fordham	64 <b>72</b>	137	H	Stony Brook	71 61
								83	H	Toledo	73 59	168	N	Chattanooga	61 <b>66</b>
								88	A	Harvard	67 60	196	N	N.C. A&T	58 52
								98	A	Northeastern	55 <b>63</b>	234	A	Albany (NY)	67 61
												234	H	Albany (NY)	76 65
												234	H	Albany (NY)	66 51
												251	A	Binghamton	67 60
												251	H	Binghamton	95 66
												278	A	Vermont	63 51
												278	H	Vermont	66 45
												280	H	Brown	102 96
												294	A	Bryant	74 57
												304	A	UMBC	58 45
												304	H	UMBC	84 44
												317	A	New Hampshire	69 45
												317	H	New Hampshire	69 36
												317	H	New Hampshire	67 46
												327	A	UMass Lowell	60 41
												327	H	UMass Lowell	79 45
LAST 12 Division I GAMES:															
317	H	New Hampshire	69 36	234	A	Albany (NY)	67 61								
234	H	Albany (NY)	66 51	104	H	Hartford	78 58								
168	N	Chattanooga	61 <b>66</b>	304	A	UMBC	58 45								
251	A	Binghamton	67 60	278	H	Vermont	66 45								
327	A	UMass Lowell	60 41	317	A	New Hampshire	69 45								
137	H	Stony Brook	71 61	327	H	UMass Lowell	79 45								

Non-Div I Games:

Maine

■ Loss, 
 ■ Non-Conf, 
 ■ S Site, 
 ■ Home 
 ■ A Away 
 N Neutral

Average RPI Win:	291	WON-LOST	WINNING	LAST 10	STRENGTH OF	OPP. STRENGTH	TEAM	ADJ.	CONF.	ADJ CONF.
Average RPI Loss:	175	RECORD	PCT. RANK	GAMES	SCHEDULE	OF SCHEDULE	RPI	RPI	RPI	RPI
DIV. I ONLY	12- 19	236	1- 0	226	322	263	263	26	26	
DIV. I NON-CONF.	2- 9	297	0- 0	146	348	317	317	27	27	
TOTALS	RPI 1-25	RPI 26-50	W-L RECORDS	RPI 51-100	RPI 101-150	RPI 150+				
12- 19	0- 0	0- 2	OVERALL	0- 3	1- 3	11- 11				
7- 9	0- 0	0- 1	HOME	0- 2	0- 2	7- 4				
4- 9	0- 0	0- 1	AWAY	0- 1	1- 0	3- 7				
1- 1	0- 0	0- 0	NEUTRAL	0- 0	0- 1	1- 0				
2- 9	0- 0	0- 0	NON-CONFERENCE	0- 3	0- 1	2- 5				
2- 5	0- 0	0- 0	HOME	0- 2	0- 1	2- 2				
0- 4	0- 0	0- 0	AWAY	0- 1	0- 0	0- 3				
0- 0	0- 0	0- 0	NEUTRAL	0- 0	0- 0	0- 0				
10- 10	0- 0	0- 2	CONFERENCE	0- 0	1- 2	9- 6				
5- 4	0- 0	0- 1	HOME	0- 0	0- 1	5- 2				
4- 5	0- 0	0- 1	AWAY	0- 0	1- 0	3- 4				
1- 1	0- 0	0- 0	NEUTRAL	0- 0	0- 1	1- 0				

RPI S	Opponent	Score	RPI S	Opponent	Score	RPI S	Opponent	Score	RPI S	Opponent	Score	Team's RPI: 263
39	A Quinnipiac	42 59	39	H Quinnipiac	39 64	56	H Wright St.	44 60	119	A Marist	69 51	
						63	H Drexel	39 53	119	H Marist	51 62	
						82	A Fordham	61 65	119	N Marist	51 65	
									137	H Stony Brook	48 79	
									171	A Rider	60 57	
									171	H Rider	63 73	
									178	A Holy Cross	53 61	
									181	H Sacred Heart	46 74	
									214	A Monmouth	63 71	
									234	A Albany (NY)	54 60	
									248	A St. Francis Brooklyn	65 73	
									273	A Niagara	51 61	
									273	H Niagara	54 58	
									276	A Siena	56 62	
									276	H Siena	52 48	
									282	H Fairfield	47 41	
									287	A Canisius	44 47	
									287	H Canisius	53 33	
									318	H Lafayette	60 49	
									323	A Iona	54 52	
									323	H Iona	55 33	
									336	H Detroit Mercy	56 58	
									347	A Saint Peter's	62 44	
									347	H Saint Peter's	62 46	
									347	N Saint Peter's	62 41	
									351	H LIU Brooklyn	61 46	
LAST 12 Division I GAMES:												
347	N Saint Peter's	62 41	171	A Rider	60 57							
119	N Marist	51 65	39	H Quinnipiac	39 64							
287	H Canisius	53 33	214	A Monmouth	63 71							
39	A Quinnipiac	42 59	347	A Saint Peter's	62 44							
347	H Saint Peter's	62 46	119	H Marist	51 62							
323	A Iona	54 52	276	H Siena	52 48							

Non-Div I Games:

Manhattan

■ Loss, 
 ■ Non-Conf, 
 ■ S Site, 
 ■ Home 
 ■ A Away 
 N Neutral

Average RPI Win:	246	WON-LOST	WINNING	LAST 10	STRENGTH OF	OPP. STRENGTH	TEAM	ADJ.	CONF.	ADJ CONF.
Average RPI Loss:	111	RECORD	PCT. RANK	GAMES	SCHEDULE	OF SCHEDULE	RPI	RPI	RPI	RPI
DIV. I ONLY	23- 10	67	2- 1	206	244	119	119	26	26	
DIV. I NON-CONF.	8- 4	91	0- 0	187	148	102	102	27	27	
TOTALS	RPI 1-25	RPI 26-50	W-L RECORDS	RPI 51-100	RPI 101-150	RPI 150+				
23- 10	0- 0	0- 3	OVERALL	1- 3	0- 0	22- 4				
9- 4	0- 0	0- 1	HOME	1- 0	0- 0	8- 3				
10- 4	0- 0	0- 1	AWAY	0- 2	0- 0	10- 1				
4- 2	0- 0	0- 1	NEUTRAL	0- 1	0- 0	4- 0				
8- 4	0- 0	0- 0	NON-CONFERENCE	1- 3	0- 0	7- 1				
3- 1	0- 0	0- 0	HOME	1- 0	0- 0	2- 1				
3- 2	0- 0	0- 0	AWAY	0- 2	0- 0	3- 0				
2- 1	0- 0	0- 0	NEUTRAL	0- 1	0- 0	2- 0				
15- 6	0- 0	0- 3	CONFERENCE	0- 0	0- 0	15- 3				
6- 3	0- 0	0- 1	HOME	0- 0	0- 0	6- 2				
7- 2	0- 0	0- 1	AWAY	0- 0	0- 0	7- 1				
2- 1	0- 0	0- 1	NEUTRAL	0- 0	0- 0	2- 0				

RPI 1-25				RPI 26-50				RPI 51-100				RPI 101+				Team's RPI: 119					
RPI	S	Opponent	Score	RPI	S	Opponent	Score	RPI	S	Opponent	Score	RPI	S	Opponent	Score						
				39	A	Quinnipiac	66 78	51	A	Princeton	57 60	165	H	Temple	74 68						
				39	H	Quinnipiac	69 76	56	N	Wright St.	60 76	171	A	Rider	64 70						
				39	N	Quinnipiac	51 81	77	A	Duke	56 64	171	H	Rider	58 68						
								98	H	Northeastern	90 84	171	N	Rider	62 52						
												174	H	Boston U.	68 57						
												204	H	Massachusetts	55 70						
												208	N	Stetson	76 69						
												214	A	Monmouth	69 45						
												214	H	Monmouth	69 45						
												234	A	Albany (NY)	74 56						
												237	A	Elon	61 57						
												246	N	Hofstra	71 57						
												255	A	Navy	72 48						
												263	A	Manhattan	62 51						
												263	H	Manhattan	51 69						
												263	N	Manhattan	65 51						
												273	A	Niagara	87 58						
												273	H	Niagara	82 69						
												276	A	Siena	73 58						
												276	H	Siena	88 59						
LAST 12 Division I GAMES:																282	A	Fairfield	56 46		
				263	N	Manhattan	65 51	282	H	Fairfield	85 44	282	H	Fairfield	85 44						
				171	N	Rider	62 52	287	H	Canisius	66 50	287	A	Canisius	71 66						
				39	N	Quinnipiac	51 81	171	A	Rider	64 70	287	H	Canisius	66 50						
				273	H	Niagara	82 69	263	A	Manhattan	62 51	323	H	Iona	76 36						
				214	A	Monmouth	69 45	276	A	Siena	73 58	347	A	Saint Peter's	62 42						
				39	A	Quinnipiac	66 78	171	H	Rider	58 68										

Non-Div I Games:

Marist

■ Loss, 
 ■ Non-Conf, 
 ■ S Site, 
 ■ H Home 
 ■ A Away 
 N Neutral

Average RPI Win: <b>115</b>	WON-LOST	WINNING	LAST 10	STRENGTH OF	OPP. STRENGTH	TEAM	ADJ.	CONF.	ADJ CONF.
Average RPI Loss: <b>47</b>	RECORD	PCT. RANK	GAMES	SCHEDULE	OF SCHEDULE	RPI	RPI	RPI	RPI
DIV. I ONLY	<b>26- 7</b>	<b>33</b>	<b>1- 1</b>	<b>22</b>	<b>42</b>	<b>12</b>	<b>12</b>	<b>6</b>	<b>6</b>
DIV. I NON-CONF.	<b>9- 3</b>	<b>62</b>	<b>0- 0</b>	<b>23</b>	<b>25</b>	<b>20</b>	<b>20</b>	<b>4</b>	<b>4</b>
TOTALS	RPI 1-25	RPI 26-50	W-L RECORDS	RPI 51-100	RPI 101-150	RPI 150+			
26- 7	2- 4	2- 0	OVERALL	9- 2	8- 1	5- 0			
15- 2	1- 1	2- 0	HOME	5- 1	4- 0	3- 0			
9- 5	1- 3	0- 0	AWAY	3- 1	3- 1	2- 0			
2- 0	0- 0	0- 0	NEUTRAL	1- 0	1- 0	0- 0			
9- 3	0- 3	2- 0	NON-CONFERENCE	2- 0	2- 0	3- 0			
7- 1	0- 1	2- 0	HOME	2- 0	1- 0	2- 0			
2- 2	0- 2	0- 0	AWAY	0- 0	1- 0	1- 0			
0- 0	0- 0	0- 0	NEUTRAL	0- 0	0- 0	0- 0			
17- 4	2- 1	0- 0	CONFERENCE	7- 2	6- 1	2- 0			
8- 1	1- 0	0- 0	HOME	3- 1	3- 0	1- 0			
7- 3	1- 1	0- 0	AWAY	3- 1	2- 1	1- 0			
2- 0	0- 0	0- 0	NEUTRAL	1- 0	1- 0	0- 0			

RPI	S	Opponent	Score	RPI	S	Opponent	Score	RPI	S	Opponent	Score	RPI	S	Opponent	Score
1	H	Notre Dame	63 <b>87</b>	27	H	South Dakota St.	91 52	55	A	Villanova	91 55	116	A	St. John's (NY)	74 <b>81</b>
8	A	Mississippi St.	82 <b>87</b>	46	H	Michigan	85 74	55	H	Villanova	93 55	116	H	St. John's (NY)	83 73
18	A	Miami (FL)	55 <b>63</b>					67	H	Green Bay	80 54	116	N	St. John's (NY)	88 57
20	A	DePaul	73 <b>74</b>					69	A	Georgetown	72 62	117	A	Northwestern	76 57
20	A	DePaul	93 87					69	H	Georgetown	59 52	121	A	Providence	80 57
20	H	DePaul	96 63					69	N	Georgetown	75 62	121	H	Providence	85 46
								74	A	Butler	87 58	141	A	Seton Hall	109 63
								74	H	Butler	57 <b>61</b>	141	H	Seton Hall	96 60
								91	H	UNI	102 61	147	H	Montana St.	100 52
								93	A	Creighton	65 <b>71</b>	198	A	Milwaukee	83 74
								93	H	Creighton	85 67	215	A	Xavier	90 44
												215	H	Xavier	79 53
												251	H	Binghamton	93 40
												339	H	UIC	96 32
LAST 12 Division I GAMES:															
116	N	St. John's (NY)	88 57	93	A	Creighton	65 <b>71</b>								
20	A	DePaul	73 <b>74</b>	215	H	Xavier	79 53								
69	N	Georgetown	75 62	74	H	Butler	57 <b>61</b>								
91	H	UNI	102 61	141	A	Seton Hall	109 63								
18	A	Miami (FL)	55 <b>63</b>	116	A	St. John's (NY)	74 <b>81</b>								
121	A	Providence	80 57	55	H	Villanova	93 55								

Non-Div I Games:

Marquette

■ Loss, 
 ■ Non-Conf, 
 ■ S Site, 
 ■ H Home 
 ■ A Away 
 N Neutral



## Marshall

Through Games Of March 13, 2019

Average RPI Win:	246	WON-LOST	WINNING	LAST 10	STRENGTH OF	OPP. STRENGTH	TEAM	ADJ.	CONF.	ADJ CONF.
Average RPI Loss:	142	RECORD	PCT. RANK	GAMES	SCHEDULE	OF SCHEDULE	RPI	RPI	RPI	RPI
DIV. I ONLY	15- 14	161	0- 1	300	131	217	217	14	14	
DIV. I NON-CONF.	5- 7	206	0- 0	339	193	329	329	17	17	
TOTALS	RPI 1-25	RPI 26-50	W-L RECORDS	RPI 51-100	RPI 101-150	RPI 150+				
15- 14	0- 0	0- 2	OVERALL	1- 0	2- 6	12- 6				
10- 5	0- 0	0- 1	HOME	0- 0	2- 2	8- 2				
5- 8	0- 0	0- 1	AWAY	1- 0	0- 4	4- 3				
0- 1	0- 0	0- 0	NEUTRAL	0- 0	0- 0	0- 1				
5- 7	0- 0	0- 1	NON-CONFERENCE	0- 0	0- 2	5- 4				
5- 2	0- 0	0- 0	HOME	0- 0	0- 1	5- 1				
0- 5	0- 0	0- 1	AWAY	0- 0	0- 1	0- 3				
0- 0	0- 0	0- 0	NEUTRAL	0- 0	0- 0	0- 0				
10- 7	0- 0	0- 1	CONFERENCE	1- 0	2- 4	7- 2				
5- 3	0- 0	0- 1	HOME	0- 0	2- 1	3- 1				
5- 3	0- 0	0- 0	AWAY	1- 0	0- 3	4- 0				
0- 1	0- 0	0- 0	NEUTRAL	0- 0	0- 0	0- 1				

RPI 1-25				RPI 26-50				RPI 51-100				RPI 101+ Team's RPI: 217			
RPI	S	Opponent	Score	RPI	S	Opponent	Score	RPI	S	Opponent	Score	RPI	S	Opponent	Score
				35	H	Rice	67 79	68	A	Middle Tenn.	59 53	101	A	UAB	59 77
				49	A	Clemson	54 68					102	H	Charlotte	63 62
												103	A	Old Dominion	53 79
												103	H	Old Dominion	57 48
												105	A	Western Ky.	55 85
												105	H	Western Ky.	66 69
												124	H	Towson	69 76
												130	A	Appalachian St.	52 74
												152	A	Southern Ill.	49 58
												172	H	Louisiana Tech	90 88
												177	H	North Texas	67 55
												186	A	Wisconsin	49 67
												193	H	Southern Miss.	52 64
												218	A	Bowling Green	76 99
												230	H	Indiana St.	53 62
												256	A	UTEP	63 60
												256	N	UTEP	56 64
												281	H	Cleveland St.	86 64
												302	A	UTSA	79 72
												303	A	Fla. Atlantic	72 67
												305	H	Tennessee St.	80 59
												314	H	Coppin St.	88 67
												320	A	FIU	86 58
												320	H	FIU	87 42
												331	H	Evansville	72 65
												340	H	Delaware St.	75 63
LAST 12 Division I GAMES:															
				256	N	UTEP	56 64					35	H	Rice	67 79
				320	H	FIU	87 42					177	H	North Texas	67 55
				103	A	Old Dominion	53 79					302	A	UTSA	79 72
				105	H	Western Ky.	66 69					256	A	UTEP	63 60
				68	A	Middle Tenn.	59 53					193	H	Southern Miss.	52 64
				101	A	UAB	59 77					172	H	Louisiana Tech	90 88

Non-Div I Games: Bluefield St. 82 29

Marshall

Loss, Non-Conf, S Site, H Home A Away N Neutral

Maryland

Through Games Of March 13, 2019

Average RPI Win:	133	WON-LOST	WINNING	LAST 10	STRENGTH OF	OPP. STRENGTH	TEAM	ADJ.	CONF.	ADJ CONF.
Average RPI Loss:	22	RECORD	PCT. RANK	GAMES	SCHEDULE	OF SCHEDULE	RPI	RPI	RPI	RPI
DIV. I ONLY	28- 4	7	1- 0	68	44	14	14	4	4	
DIV. I NON-CONF.	11- 0	1	0- 0	202	91	24	24	6	6	
TOTALS	RPI 1-25	RPI 26-50	W-L RECORDS	RPI 51-100	RPI 101-150	RPI 150+				
28- 4	2- 2	5- 2	OVERALL	6- 0	7- 0	8- 0				
14- 1	1- 0	1- 1	HOME	3- 0	4- 0	5- 0				
10- 2	1- 1	2- 1	AWAY	3- 0	2- 0	2- 0				
4- 1	0- 1	2- 0	NEUTRAL	0- 0	1- 0	1- 0				
11- 0	2- 0	0- 0	NON-CONFERENCE	1- 0	3- 0	5- 0				
6- 0	1- 0	0- 0	HOME	1- 0	1- 0	3- 0				
3- 0	1- 0	0- 0	AWAY	0- 0	1- 0	1- 0				
2- 0	0- 0	0- 0	NEUTRAL	0- 0	1- 0	1- 0				
17- 4	0- 2	5- 2	CONFERENCE	5- 0	4- 0	3- 0				
8- 1	0- 0	1- 1	HOME	2- 0	3- 0	2- 0				
7- 2	0- 1	2- 1	AWAY	3- 0	1- 0	1- 0				
2- 1	0- 1	2- 0	NEUTRAL	0- 0	0- 0	0- 0				

RPI	S	Opponent	Score	RPI	S	Opponent	Score	RPI	S	Opponent	Score	RPI	S	Opponent	Score
7	A	Iowa	73 86	30	A	Rutgers	62 48	66	H	Georgia Tech	67 54	107	H	Minnesota	71 69
7	N	Iowa	76 90	30	H	Rutgers	65 73	89	A	Purdue	58 55	112	N	Georgia	58 51
19	A	South Carolina	85 61	42	A	Michigan St.	60 77	94	A	Nebraska	81 63	117	H	Northwestern	72 57
25	H	James Madison	87 63	42	N	Michigan St.	71 55	94	H	Nebraska	89 63	118	H	Dayton	82 71
				46	H	Michigan	83 69	100	A	Ohio St.	70 57	126	A	Delaware	77 53
				46	N	Michigan	73 72	100	H	Ohio St.	75 69	145	A	Penn St.	77 61
				47	A	Indiana	76 56					145	H	Penn St.	79 67
												186	H	Wisconsin	75 57
												216	A	George Washington	69 30
												226	A	Illinois	80 66
												226	H	Illinois	71 62
												264	H	Loyola Maryland	83 48
												304	H	UMBC	92 61
												310	N	Morgan St.	68 44
												314	H	Coppin St.	93 36
LAST 12 Division I GAMES:															
				42	N	Michigan St.	71 55	7	A	Iowa	73 86				
				46	N	Michigan	73 72	94	H	Nebraska	89 63				
				7	N	Iowa	76 90	30	A	Rutgers	62 48				
				226	H	Illinois	71 62	117	H	Northwestern	72 57				
				89	A	Purdue	58 55	226	A	Illinois	80 66				
				107	H	Minnesota	71 69	186	H	Wisconsin	75 57				

Non-Div I Games:

Maryland

Loss, Non-Conf, S Site, H Home A Away N Neutral

Average RPI Win: <b>229</b>	WON-LOST	WINNING	LAST 10	STRENGTH OF	OPP. STRENGTH	TEAM	ADJ.	CONF.	ADJ CONF.
Average RPI Loss: <b>176</b>	RECORD	PCT. RANK	GAMES	SCHEDULE	OF SCHEDULE	RPI	RPI	RPI	RPI
DIV. I ONLY	16- 16	170	1- 0	252	242	204	204	17	17
DIV. I NON-CONF.	8- 6	138	0- 0	236	324	190	190	16	16
TOTALS	RPI 1-25	RPI 26-50	W-L RECORDS	RPI 51-100	RPI 101-150	RPI 150+			
16- 16	0- 0	0- 1	OVERALL	0- 4	2- 2	14- 9			
9- 6	0- 0	0- 0	HOME	0- 0	1- 0	8- 6			
6- 8	0- 0	0- 0	AWAY	0- 3	1- 2	5- 3			
1- 2	0- 0	0- 1	NEUTRAL	0- 1	0- 0	1- 0			
8- 6	0- 0	0- 1	NON-CONFERENCE	0- 1	1- 1	7- 3			
5- 2	0- 0	0- 0	HOME	0- 0	0- 0	5- 2			
2- 3	0- 0	0- 0	AWAY	0- 1	1- 1	1- 1			
1- 1	0- 0	0- 1	NEUTRAL	0- 0	0- 0	1- 0			
8- 10	0- 0	0- 0	CONFERENCE	0- 3	1- 1	7- 6			
4- 4	0- 0	0- 0	HOME	0- 0	1- 0	3- 4			
4- 5	0- 0	0- 0	AWAY	0- 2	0- 1	4- 2			
0- 1	0- 0	0- 0	NEUTRAL	0- 1	0- 0	0- 0			

RPI 1-25				RPI 26-50				RPI 51-100				RPI 101+				Team's RPI: 204	
RPI	S	Opponent	Score	RPI	S	Opponent	Score	RPI	S	Opponent	Score	RPI	S	Opponent	Score		
				43	N	Bucknell	58 77	82	A	Fordham	64 76	118	A	Dayton	47 75		
								82	N	Fordham	62 73	119	A	Marist	70 55		
								90	A	VCU	48 52	124	A	Towson	53 78		
								98	A	Northeastern	52 53	135	H	Duquesne	69 66		
												153	A	Davidson	70 58		
												153	H	Davidson	49 64		
												174	H	Boston U.	66 55		
												181	H	Sacred Heart	78 61		
												183	H	Saint Louis	70 66		
												216	H	George Washington	59 66		
												224	H	North Dakota	52 59		
												225	A	George Mason	86 80		
												225	H	George Mason	52 70		
												228	H	UTRGV	74 70		
												234	A	Saint Joseph's	54 55		
												258	A	Rhode Island	57 53		
												258	H	Rhode Island	56 34		
												261	H	St. Bonaventure	63 64		
												270	A	Richmond	58 62		
												270	H	Richmond	64 38		
												276	A	Siena	59 64		
												280	A	Brown	90 61		
												282	N	Fairfield	59 49		
												284	A	La Salle	74 60		
												308	H	Incarnate Word	71 59		
												327	H	UMass Lowell	59 62		
LAST 12 Division I GAMES:																	
				225	A	George Mason	86 80	153	H	Davidson	49 64						
				82	N	Fordham	62 73	234	A	Saint Joseph's	54 55						
				258	A	Rhode Island	57 53	258	H	Rhode Island	56 34						
				270	H	Richmond	64 38	135	H	Duquesne	69 66						
				82	A	Fordham	64 76	270	A	Richmond	58 62						
				216	H	George Washington	59 66	90	A	VCU	48 52						

Non-Div I Games:

Massachusetts

■ Loss, 
 ■ Non-Conf, 
 ■ S Site, 
 ■ Home 
 ■ A Away 
 N Neutral

RPI	S	Opponent	Score
328	H	Central Conn. St.	74 59

M  
a  
s  
s  
a  
c  
h  
u  
s  
e  
t  
t  
s

M  
a  
s  
s  
a  
c  
h  
u  
s  
e  
t  
t  
s

Massachusetts

## McNeese

Through Games Of March 13, 2019

Average RPI Win: <b>294</b>	WON-LOST	WINNING	LAST 10	STRENGTH OF	OPP. STRENGTH	TEAM	ADJ.	CONF.	ADJ CONF.
Average RPI Loss: <b>186</b>	RECORD	PCT. RANK	GAMES	SCHEDULE	OF SCHEDULE	RPI	RPI	RPI	RPI
DIV. I ONLY	5- 21	324	0- 1	245	297	312	312	25	25
DIV. I NON-CONF.	0- 8	336	0- 0	99	177	316	316	23	23
TOTALS	RPI 1-25	RPI 26-50	W-L RECORDS	RPI 51-100	RPI 101-150	RPI 150+			
5- 21	0- 0	0- 2	OVERALL	0- 4	0- 2	5- 13			
2- 9	0- 0	0- 0	HOME	0- 2	0- 0	2- 7			
3- 12	0- 0	0- 2	AWAY	0- 2	0- 2	3- 6			
0- 0	0- 0	0- 0	NEUTRAL	0- 0	0- 0	0- 0			
0- 8	0- 0	0- 2	NON-CONFERENCE	0- 1	0- 1	0- 4			
0- 2	0- 0	0- 0	HOME	0- 0	0- 0	0- 2			
0- 6	0- 0	0- 2	AWAY	0- 1	0- 1	0- 2			
0- 0	0- 0	0- 0	NEUTRAL	0- 0	0- 0	0- 0			
5- 13	0- 0	0- 0	CONFERENCE	0- 3	0- 1	5- 9			
2- 7	0- 0	0- 0	HOME	0- 2	0- 0	2- 5			
3- 6	0- 0	0- 0	AWAY	0- 1	0- 1	3- 4			
0- 0	0- 0	0- 0	NEUTRAL	0- 0	0- 0	0- 0			

RPI 1-25				RPI 26-50				RPI 51-100				RPI 101+ Team's RPI: 312			
RPI	S	Opponent	Score	RPI	S	Opponent	Score	RPI	S	Opponent	Score	RPI	S	Opponent	Score
				29	A	Texas	40 96	53	A	Lamar University	68 81	101	A	UAB	48 91
				35	A	Rice	65 93	53	H	Lamar University	62 64	144	A	Abilene Christian	52 109
								62	H	SFA	48 97	156	A	Nicholls St.	69 68
								86	A	LSU	36 86	156	H	Nicholls St.	55 78
												172	H	Louisiana Tech	48 89
												173	H	Sam Houston St.	80 93
												200	A	Grambling	51 75
												269	H	Louisiana	59 70
												275	A	A&M-Corpus Christi	51 62
												283	A	New Orleans	76 88
												283	H	New Orleans	60 64
												285	A	Central Ark.	45 76
												299	A	La.-Monroe	60 69
												308	H	Incarnate Word	66 68
												315	A	Northwestern St.	63 82
												315	H	Northwestern St.	73 89
												324	A	Southeastern La.	75 70
												324	H	Southeastern La.	62 56
												332	A	Houston Baptist	72 67
												332	H	Houston Baptist	81 71
LAST 12 Division I GAMES:															
				53	A	Lamar University	68 81	324	A	Southeastern La.	75 70				
				275	A	A&M-Corpus Christi	51 62	62	H	SFA	48 97				
				332	A	Houston Baptist	72 67	315	H	Northwestern St.	73 89				
				156	H	Nicholls St.	55 78	173	H	Sam Houston St.	80 93				
				283	H	New Orleans	60 64	53	H	Lamar University	62 64				
				285	A	Central Ark.	45 76	332	H	Houston Baptist	81 71				

Non-Div I Games: LSU-Alexandria 60 68 Southern-N.O. 106 54 Louisiana Col. 86 68

McNeese

Loss, Non-Conf, S Site, H Home A Away N Neutral

Average RPI Win:	209	WON-LOST	WINNING	LAST 10	STRENGTH OF	OPP. STRENGTH	TEAM	ADJ.	CONF.	ADJ CONF.
Average RPI Loss:	141	RECORD	PCT. RANK	GAMES	SCHEDULE	OF SCHEDULE	RPI	RPI	RPI	RPI
DIV. I ONLY	11- 20	255	1- 0	136	143	232	232	9	9	
DIV. I NON-CONF.	5- 8	224	0- 0	188	314	266	266	8	8	
TOTALS	RPI 1-25	RPI 26-50	W-L RECORDS	RPI 51-100	RPI 101-150	RPI 150+				
11- 20	0- 2	0- 0	OVERALL	0- 5	2- 2	9- 11				
6- 10	0- 1	0- 0	HOME	0- 3	0- 1	6- 5				
3- 9	0- 1	0- 0	AWAY	0- 1	1- 1	2- 6				
2- 1	0- 0	0- 0	NEUTRAL	0- 1	1- 0	1- 0				
5- 8	0- 0	0- 0	NON-CONFERENCE	0- 2	1- 1	4- 5				
4- 4	0- 0	0- 0	HOME	0- 2	0- 0	4- 2				
0- 4	0- 0	0- 0	AWAY	0- 0	0- 1	0- 3				
1- 0	0- 0	0- 0	NEUTRAL	0- 0	1- 0	0- 0				
6- 12	0- 2	0- 0	CONFERENCE	0- 3	1- 1	5- 6				
2- 6	0- 1	0- 0	HOME	0- 1	0- 1	2- 3				
3- 5	0- 1	0- 0	AWAY	0- 1	1- 0	2- 3				
1- 1	0- 0	0- 0	NEUTRAL	0- 1	0- 0	1- 0				

RPI	S	Opponent	Score	RPI	S	Opponent	Score	RPI	S	Opponent	Score	RPI	S	Opponent	Score	Team's RPI: 232
6	A	UConn	45 102					73	H	Little Rock	60 63	101	A	UAB	54 85	
15	H	UCF	55 68					75	A	Cincinnati	56 80	110	H	Houston	57 59	
								75	H	Cincinnati	69 89	115	A	South Fla.	47 40	
								75	N	Cincinnati	48 68	131	N	Mercer	59 53	
								83	H	Toledo	48 58	157	A	Tulsa	39 46	
												157	H	Tulsa	59 56	
												165	H	Temple	53 84	
												165	N	Temple	59 58	
												167	A	Tulane	65 59	
												167	H	Tulane	61 62	
												172	H	Louisiana Tech	50 66	
												176	A	Coastal Caro.	71 90	
												189	A	Arkansas St.	66 77	
												190	A	East Carolina	59 68	
												190	H	East Carolina	58 46	
												216	A	George Washington	38 51	
												229	A	SMU	48 71	
												243	H	Southeast Mo. St.	69 57	
												249	H	Jackson St.	68 67	
												257	A	Wichita St.	71 50	
												257	H	Wichita St.	48 57	
												283	H	New Orleans	59 66	
												288	H	Samford	53 48	
												334	H	N.C. Central	77 56	
LAST 12 Division I GAMES:																
165	N	Temple	59 58	167	A	Tulane	65 59									
75	N	Cincinnati	48 68	75	H	Cincinnati	69 89									
165	H	Temple	53 84	190	A	East Carolina	59 68									
229	A	SMU	48 71	257	H	Wichita St.	48 57									
110	H	Houston	57 59	157	H	Tulsa	59 56									
6	A	UConn	45 102	167	H	Tulane	61 62									

Non-Div I Games:

Memphis

■ Loss, 
 ■ Non-Conf, 
 ■ S Site, 
 ■ H Home 
 ■ A Away 
 N Neutral

Average RPI Win: <b>244</b>	WON-LOST	WINNING	LAST 10	STRENGTH OF	OPP. STRENGTH	TEAM	ADJ.	CONF.	ADJ CONF.
Average RPI Loss: <b>144</b>	RECORD	PCT. RANK	GAMES	SCHEDULE	OF SCHEDULE	RPI	RPI	RPI	RPI
DIV. I ONLY	25- 7	38	2- 0	326	210	131	131	28	28
DIV. I NON-CONF.	8- 7	160	0- 0	266	79	198	198	24	24
TOTALS	RPI 1-25	RPI 26-50	W-L RECORDS	RPI 51-100	RPI 101-150	RPI 150+			
25- 7	0- 2	0- 0	OVERALL	0- 0	1- 2	24- 3			
11- 3	0- 2	0- 0	HOME	0- 0	1- 0	10- 1			
10- 3	0- 0	0- 0	AWAY	0- 0	0- 2	10- 1			
4- 1	0- 0	0- 0	NEUTRAL	0- 0	0- 0	4- 1			
8- 7	0- 2	0- 0	NON-CONFERENCE	0- 0	1- 2	7- 3			
4- 3	0- 2	0- 0	HOME	0- 0	1- 0	3- 1			
3- 3	0- 0	0- 0	AWAY	0- 0	0- 2	3- 1			
1- 1	0- 0	0- 0	NEUTRAL	0- 0	0- 0	1- 1			
17- 0	0- 0	0- 0	CONFERENCE	0- 0	0- 0	17- 0			
7- 0	0- 0	0- 0	HOME	0- 0	0- 0	7- 0			
7- 0	0- 0	0- 0	AWAY	0- 0	0- 0	7- 0			
3- 0	0- 0	0- 0	NEUTRAL	0- 0	0- 0	3- 0			

RPI 1-25				RPI 26-50				RPI 51-100				RPI 101+ Team's RPI: 131			
RPI	S	Opponent	Score	RPI	S	Opponent	Score	RPI	S	Opponent	Score	RPI	S	Opponent	Score
15	H	UCF	42 76									102	H	Charlotte	57 40
21	H	Florida St.	56 57									112	A	Georgia	60 67
												148	A	Wake Forest	54 69
												168	A	Chattanooga	62 56
												168	H	Chattanooga	65 58
												180	H	UNC Asheville	61 47
												192	A	Furman	75 60
												192	H	Furman	66 62
												192	N	Furman	66 63
												213	H	Florida	92 82
												216	A	George Washington	61 53
												218	N	Bowling Green	76 63
												222	A	Howard	85 70
												232	N	Memphis	53 59
												233	A	Jacksonville	66 71
												241	A	ETSU	83 77
												241	H	ETSU	64 41
												250	H	Columbia	68 72
												254	A	Wofford	81 79
												254	H	Wofford	65 59
												254	N	Wofford	69 51
												286	A	Ga. Southern	79 72
												288	A	Samford	68 52
												288	H	Samford	76 68
												291	H	Kennesaw St.	64 48
												307	A	UNC Greensboro	71 58
LAST 12 Division I GAMES:															
				342	N	Western Caro.	55 32	241	A	ETSU	83 77				
				192	N	Furman	66 63	342	H	Western Caro.	71 55				
				254	N	Wofford	69 51	307	H	UNC Greensboro	85 73				
				254	H	Wofford	65 59	288	A	Samford	68 52				
				192	H	Furman	66 62	192	A	Furman	75 60				
				168	A	Chattanooga	62 56	254	A	Wofford	81 79				

Non-Div I Games:

Mercer

■ Loss, 
■ Non-Conf, S Site, 
■ Home 
■ Away 
N Neutral

M  
e  
r  
c  
e  
r

RPI S Opponent Score

Through Games Of March 13, 2019

RPI	S	Opponent	Score	
307	H	UNC Greensboro	85	73
342	A	Western Caro.	69	67
342	H	Western Caro.	71	55
342	N	Western Caro.	55	32

M  
e  
r  
c  
e  
r

Mercer



Average RPI Win:	122	WON-LOST	WINNING	LAST 10	STRENGTH OF	OPP. STRENGTH	TEAM	ADJ.	CONF.	ADJ CONF.
Average RPI Loss:	36	RECORD	PCT. RANK	GAMES	SCHEDULE	OF SCHEDULE	RPI	RPI	RPI	RPI
DIV. I ONLY	24- 8	48	0- 1	37	12	18	18	1	1	
DIV. I NON-CONF.	12- 3	52	0- 0	147	60	53	53	1	1	
TOTALS	RPI 1-25	RPI 26-50	W-L RECORDS	RPI 51-100	RPI 101-150	RPI 150+				
24- 8	5- 4	1- 2	OVERALL	6- 2	4- 0	8- 0				
16- 2	3- 0	1- 2	HOME	5- 0	2- 0	5- 0				
6- 5	2- 3	0- 0	AWAY	1- 2	2- 0	1- 0				
2- 1	0- 1	0- 0	NEUTRAL	0- 0	0- 0	2- 0				
12- 3	1- 1	0- 1	NON-CONFERENCE	2- 1	1- 0	8- 0				
9- 1	1- 0	0- 1	HOME	2- 0	1- 0	5- 0				
1- 2	0- 1	0- 0	AWAY	0- 1	0- 0	1- 0				
2- 0	0- 0	0- 0	NEUTRAL	0- 0	0- 0	2- 0				
12- 5	4- 3	1- 1	CONFERENCE	4- 1	3- 0	0- 0				
7- 1	2- 0	1- 1	HOME	3- 0	1- 0	0- 0				
5- 3	2- 2	0- 0	AWAY	1- 1	2- 0	0- 0				
0- 1	0- 1	0- 0	NEUTRAL	0- 0	0- 0	0- 0				

RPI S	Opponent	Score	RPI S	Opponent	Score	RPI S	Opponent	Score	RPI S	Opponent	Score
1	H Notre Dame	72 65	28	H Central Mich.	80 90	62	H SFA	81 60	104	H Hartford	75 62
3	A Louisville	79 73	37	H North Carolina	76 68	66	H Georgia Tech	69 56	127	A Pittsburgh	65 51
9	A NC State	68 70	49	H Clemson	67 76	72	A Virginia Tech	65 73	133	H Boston College	76 73
10	A Syracuse	84 71				72	H Virginia Tech	68 61	148	A Wake Forest	72 57
10	N Syracuse	85 92				77	A Duke	58 50	158	N Alabama	101 74
11	A Iowa St.	52 75				89	A Purdue	63 74	165	H Temple	73 61
12	H Marquette	63 55				94	H Nebraska	82 68	175	H Colorado	73 58
21	A Florida St.	58 62				96	H Virginia	72 59	202	H UMES	71 53
21	H Florida St.	64 54							206	N Vanderbilt	90 65
									283	H New Orleans	78 38
									320	A FIU	94 43
									346	H Florida A&M	103 54
LAST 12 Division I GAMES:											
10	N Syracuse	85 92	21	H Florida St.	64 54						
104	H Hartford	75 62	72	A Virginia Tech	65 73						
12	H Marquette	63 55	3	A Louisville	79 73						
11	A Iowa St.	52 75	127	A Pittsburgh	65 51						
9	A NC State	68 70	1	H Notre Dame	72 65						
66	H Georgia Tech	69 56	96	H Virginia	72 59						

Non-Div I Games:

Miami (FL)

■ Loss, 
■ Non-Conf, S Site, 
■ Home 
■ Away 
N Neutral

Average RPI Win:	179	WON-LOST	WINNING	LAST 10	STRENGTH OF	OPP. STRENGTH	TEAM	ADJ.	CONF.	ADJ CONF.
Average RPI Loss:	94	RECORD	PCT. RANK	GAMES	SCHEDULE	OF SCHEDULE	RPI	RPI	RPI	RPI
DIV. I ONLY	22- 7	44	1- 0	119	108	44	44	8	8	
DIV. I NON-CONF.	8- 2	52	0- 0	327	268	123	123	9	9	
TOTALS	RPI 1-25	RPI 26-50	W-L RECORDS	RPI 51-100	RPI 101-150	RPI 150+				
22- 7	0- 1	2- 3	OVERALL	6- 1	1- 1	13- 1				
10- 2	0- 0	0- 2	HOME	4- 0	1- 0	5- 0				
11- 5	0- 1	2- 1	AWAY	1- 1	0- 1	8- 1				
1- 0	0- 0	0- 0	NEUTRAL	1- 0	0- 0	0- 0				
8- 2	0- 1	0- 0	NON-CONFERENCE	2- 0	0- 0	6- 1				
3- 0	0- 0	0- 0	HOME	2- 0	0- 0	1- 0				
5- 2	0- 1	0- 0	AWAY	0- 0	0- 0	5- 1				
0- 0	0- 0	0- 0	NEUTRAL	0- 0	0- 0	0- 0				
14- 5	0- 0	2- 3	CONFERENCE	4- 1	1- 1	7- 0				
7- 2	0- 0	0- 2	HOME	2- 0	1- 0	4- 0				
6- 3	0- 0	2- 1	AWAY	1- 1	0- 1	3- 0				
1- 0	0- 0	0- 0	NEUTRAL	1- 0	0- 0	0- 0				

RPI 1-25				RPI 26-50				Team's RPI: 44				RPI 51-100				RPI 101+			
RPI	S	Opponent	Score	RPI	S	Opponent	Score	RPI	S	Opponent	Score	RPI	S	Opponent	Score	RPI	S	Opponent	Score
3	A	Louisville	73 95	28	A	Central Mich.	70 67	75	H	Cincinnati	78 65	123	A	Northern Ill.	71 82				
				33	A	Ohio	67 61	83	A	Toledo	65 56	123	H	Northern Ill.	70 45				
				33	H	Ohio	66 70	83	H	Toledo	65 64	162	A	Akron	67 61				
				36	A	Buffalo	61 86	83	N	Toledo	72 54	162	H	Akron	66 49				
				36	H	Buffalo	59 66	84	A	Kent St.	58 67	195	H	Eastern Mich.	63 58				
								84	H	Kent St.	79 63	211	A	Jacksonville St.	58 41				
								95	H	High Point	68 55	218	A	Bowling Green	82 75				
												218	H	Bowling Green	75 62				
												219	H	Ball St.	60 57				
												268	A	Western Mich.	81 62				
												287	A	Canisius	62 59				
												311	A	Valparaiso	68 47				
												333	H	Eastern Ky.	60 44				
												336	A	Detroit Mercy	78 59				
												339	A	UIC	65 56				
												346	A	Florida A&M	56 57				
LAST 12 Division I GAMES:																			
				83	N	Toledo	72 54	83	A	Toledo	65 56								
				162	H	Akron	66 49	162	A	Akron	67 61								
				33	H	Ohio	66 70	123	H	Northern Ill.	70 45								
				36	A	Buffalo	61 86	218	A	Bowling Green	82 75								
				84	A	Kent St.	58 67	195	H	Eastern Mich.	63 58								
				218	H	Bowling Green	75 62	268	A	Western Mich.	81 62								

Non-Div I Games: Ohio Dominican 74 29

Miami (OH)

Loss, Non-Conf, S Site, H Home A Away N Neutral

## Michigan

Through Games Of March 13, 2019

Average RPI Win:	170	WON-LOST	WINNING	LAST 10	STRENGTH OF	OPP. STRENGTH	TEAM	ADJ.	CONF.	ADJ CONF.
Average RPI Loss:	36	RECORD	PCT. RANK	GAMES	SCHEDULE	OF SCHEDULE	RPI	RPI	RPI	RPI
DIV. I ONLY	21- 11	85	1- 0	67	64	46	46	4	4	
DIV. I NON-CONF.	9- 3	62	0- 0	241	114	88	88	6	6	
TOTALS	RPI 1-25	RPI 26-50	W-L RECORDS	RPI 51-100	RPI 101-150	RPI 150+				
21- 11	1- 5	3- 4	OVERALL	2- 2	4- 0	11- 0				
13- 1	1- 0	2- 1	HOME	2- 0	2- 0	6- 0				
5- 8	0- 4	0- 2	AWAY	0- 2	1- 0	4- 0				
3- 2	0- 1	1- 1	NEUTRAL	0- 0	1- 0	1- 0				
9- 3	0- 2	1- 1	NON-CONFERENCE	0- 0	1- 0	7- 0				
5- 0	0- 0	0- 0	HOME	0- 0	0- 0	5- 0				
2- 2	0- 2	0- 0	AWAY	0- 0	0- 0	2- 0				
2- 1	0- 0	1- 1	NEUTRAL	0- 0	1- 0	0- 0				
12- 8	1- 3	2- 3	CONFERENCE	2- 2	3- 0	4- 0				
8- 1	1- 0	2- 1	HOME	2- 0	2- 0	1- 0				
3- 6	0- 2	0- 2	AWAY	0- 2	1- 0	2- 0				
1- 1	0- 1	0- 0	NEUTRAL	0- 0	0- 0	1- 0				

RPI 1-25				RPI 26-50				Team's RPI: 46		RPI 51-100				RPI 101+			
RPI	S	Opponent	Score	RPI	S	Opponent	Score		RPI	S	Opponent	Score	RPI	S	Opponent	Score	
7	A	Iowa	61 75	29	N	Texas	52 69		89	A	Purdue	70 71	107	H	Minnesota	76 60	
7	H	Iowa	90 81	30	H	Rutgers	86 76		94	A	Nebraska	56 70	117	H	Northwestern	79 78	
9	A	NC State	55 66	31	N	Missouri	70 54		94	H	Nebraska	67 61	134	N	Washington	80 73	
12	A	Marquette	74 85	42	A	Michigan St.	64 74		100	H	Ohio St.	62 58	145	A	Penn St.	66 62	
14	A	Maryland	69 83	42	H	Michigan St.	73 77						170	H	Southern U.	76 35	
14	N	Maryland	72 73	47	A	Indiana	60 70						186	A	Wisconsin	76 70	
				47	H	Indiana	67 58						186	H	Wisconsin	59 49	

Non-Div I Games:

Michigan

■ Loss, 
■ Non-Conf, 
■ S Site, 
■ H Home 
■ A Away 
N Neutral



Average RPI Win:	202	WON-LOST	WINNING	LAST 10	STRENGTH OF	OPP. STRENGTH	TEAM	ADJ.	CONF.	ADJ CONF.
Average RPI Loss:	95	RECORD	PCT. RANK	GAMES	SCHEDULE	OF SCHEDULE	RPI	RPI	RPI	RPI
DIV. I ONLY	20- 9	69	0- 1	99	169	68	68	14	14	
DIV. I NON-CONF.	9- 4	85	0- 1	70	221	46	46	17	17	
TOTALS	RPI 1-25	RPI 26-50	W-L RECORDS	RPI 51-100	RPI 101-150	RPI 150+				
20- 9	0- 1	0- 2	OVERALL	1- 1	4- 4	15- 1				
10- 3	0- 0	0- 2	HOME	0- 0	3- 0	7- 1				
8- 6	0- 1	0- 0	AWAY	1- 1	1- 4	6- 0				
2- 0	0- 0	0- 0	NEUTRAL	0- 0	0- 0	2- 0				
9- 4	0- 1	0- 1	NON-CONFERENCE	1- 1	1- 1	7- 0				
4- 1	0- 0	0- 1	HOME	0- 0	1- 0	3- 0				
3- 3	0- 1	0- 0	AWAY	1- 1	0- 1	2- 0				
2- 0	0- 0	0- 0	NEUTRAL	0- 0	0- 0	2- 0				
11- 5	0- 0	0- 1	CONFERENCE	0- 0	3- 3	8- 1				
6- 2	0- 0	0- 1	HOME	0- 0	2- 0	4- 1				
5- 3	0- 0	0- 0	AWAY	0- 0	1- 3	4- 0				
0- 0	0- 0	0- 0	NEUTRAL	0- 0	0- 0	0- 0				

RPI 1-25				RPI 26-50				RPI 51-100 Team's RPI: 68				RPI 101+			
RPI	S	Opponent	Score	RPI	S	Opponent	Score	RPI	S	Opponent	Score	RPI	S	Opponent	Score
22	A	Kentucky	55 72	35	H	Rice	47 60	82	A	Fordham	49 61	101	A	UAB	72 77
				45	H	Belmont	38 45	85	A	Troy	67 64	101	H	UAB	60 44
												102	A	Charlotte	62 55
												103	A	Old Dominion	65 70
												105	A	Western Ky.	56 67
												105	H	Western Ky.	81 69
												139	H	Georgia St.	69 54
												146	A	Tennessee Tech	64 68
												168	N	Chattanooga	58 47
												172	H	Louisiana Tech	75 38
												177	H	North Texas	61 46
												180	H	UNC Asheville	67 46
												192	A	Furman	78 71
												193	H	Southern Miss.	66 49
												203	A	UNLV	66 62
												206	H	Vanderbilt	65 58
												209	N	Dartmouth	70 58
												217	H	Marshall	53 59
												256	A	UTEP	79 49
												302	A	UTSA	72 52
												303	A	Fla. Atlantic	74 55
												303	H	Fla. Atlantic	74 48
												320	A	FIU	49 43
												329	H	Mississippi Val.	101 51
LAST 12 Division I GAMES:															
				82	A	Fordham	49 61					105	H	Western Ky.	81 69
				203	A	UNLV	66 62					103	A	Old Dominion	65 70
				105	A	Western Ky.	56 67					102	A	Charlotte	62 55
				303	H	Fla. Atlantic	74 48					101	H	UAB	60 44
				101	A	UAB	72 77					177	H	North Texas	61 46
				217	H	Marshall	53 59					35	H	Rice	47 60

Non-Div I Games:

Middle Tenn.

■ Loss, 
 ■ Non-Conf, S Site, 
 ■ Home 
 ■ Away 
 N Neutral

Average RPI Win: 279		WON-LOST	WINNING	LAST 10	STRENGTH OF	OPP. STRENGTH	TEAM	ADJ.	CONF.	ADJ CONF.
Average RPI Loss: 96		RECORD	PCT. RANK	GAMES	SCHEDULE	OF SCHEDULE	RPI	RPI	RPI	RPI
DIV. I ONLY		15- 15	170	0- 1	258	181	198	198	21	21
DIV. I NON-CONF.		5- 6	177	0- 0	190	82	185	185	19	19
TOTALS	RPI 1-25	RPI 26-50		W-L RECORDS		RPI 51-100	RPI 101-150		RPI 150+	
15- 15	0- 2	0- 2		OVERALL		0- 4	1- 5		14- 2	
8- 6	0- 2	0- 0		HOME		0- 2	1- 1		7- 1	
6- 9	0- 0	0- 2		AWAY		0- 2	0- 4		6- 1	
1- 0	0- 0	0- 0		NEUTRAL		0- 0	0- 0		1- 0	
5- 6	0- 2	0- 2		NON-CONFERENCE		0- 0	0- 1		5- 1	
2- 3	0- 2	0- 0		HOME		0- 0	0- 0		2- 1	
2- 3	0- 0	0- 2		AWAY		0- 0	0- 1		2- 0	
1- 0	0- 0	0- 0		NEUTRAL		0- 0	0- 0		1- 0	
10- 9	0- 0	0- 0		CONFERENCE		0- 4	1- 4		9- 1	
6- 3	0- 0	0- 0		HOME		0- 2	1- 1		5- 0	
4- 6	0- 0	0- 0		AWAY		0- 2	0- 3		4- 1	
0- 0	0- 0	0- 0		NEUTRAL		0- 0	0- 0		0- 0	

RPI 1-25					
RPI	S	Opponent	Score		
12	H	Marquette	74	83	
21	H	Florida St.	62	87	
RPI 26-50					
RPI	S	Opponent	Score		
47	A	Indiana	66	68	
50	A	Saint Mary's (CA)	71	73	
RPI 51-100					
RPI	S	Opponent	Score		
56	A	Wright St.	57	61	
56	H	Wright St.	69	73	
67	A	Green Bay	45	59	
67	H	Green Bay	62	76	
Team's RPI: 198					
RPI	S	Opponent	Score		
120	A	Fresno St.	48	65	
122	A	Youngstown St.	58	64	
122	A	Youngstown St.	47	67	
122	H	Youngstown St.	71	68	
132	A	IUPUI	55	76	
132	H	IUPUI	66	67	
151	N	UC Riverside	56	54	
186	H	Wisconsin	57	68	
224	A	North Dakota	64	46	
244	A	Northern Ky.	54	55	
244	H	Northern Ky.	59	38	
250	H	Columbia	78	65	
281	A	Cleveland St.	78	60	
281	H	Cleveland St.	59	53	
309	A	Oakland	79	52	
309	H	Oakland	83	53	
322	A	North Dakota St.	57	55	
335	H	Purdue Fort Wayne	70	48	
336	A	Detroit Mercy	62	44	
336	H	Detroit Mercy	59	34	
339	A	UIC	48	37	
339	H	UIC	72	53	
LAST 12 Division I GAMES:					
122	A	Youngstown St.	58	64	
132	A	IUPUI	55	76	
339	A	UIC	48	37	
309	H	Oakland	83	53	
336	H	Detroit Mercy	59	34	
122	A	Youngstown St.	47	67	
281	A	Cleveland St.	78	60	
244	H	Northern Ky.	59	38	
56	H	Wright St.	69	73	
67	A	Green Bay	45	59	
339	H	UIC	72	53	
132	H	IUPUI	66	67	

Non-Div I Games:

Milwaukee

■ Loss, ■ Non-Conf, S Site, H Home A Away N Neutral

Average RPI Win:	182	WON-LOST	WINNING	LAST 10	STRENGTH OF	OPP. STRENGTH	TEAM	ADJ.	CONF.	ADJ CONF.
Average RPI Loss:	70	RECORD	PCT. RANK	GAMES	SCHEDULE	OF SCHEDULE	RPI	RPI	RPI	RPI
DIV. I ONLY	20- 10	80	0- 1	169	67	107	107	4	4	
DIV. I NON-CONF.	11- 0	1	0- 0	347	171	108	108	6	6	
TOTALS	RPI 1-25	RPI 26-50	W-L RECORDS	RPI 51-100	RPI 101-150	RPI 150+				
20- 10	1- 2	3- 4	OVERALL	1- 3	4- 0	11- 1				
14- 4	1- 1	2- 0	HOME	0- 2	2- 0	9- 1				
6- 5	0- 1	1- 3	AWAY	1- 1	2- 0	2- 0				
0- 1	0- 0	0- 1	NEUTRAL	0- 0	0- 0	0- 0				
11- 0	1- 0	0- 0	NON-CONFERENCE	0- 0	1- 0	9- 0				
9- 0	1- 0	0- 0	HOME	0- 0	0- 0	8- 0				
2- 0	0- 0	0- 0	AWAY	0- 0	1- 0	1- 0				
0- 0	0- 0	0- 0	NEUTRAL	0- 0	0- 0	0- 0				
9- 10	0- 2	3- 4	CONFERENCE	1- 3	3- 0	2- 1				
5- 4	0- 1	2- 0	HOME	0- 2	2- 0	1- 1				
4- 5	0- 1	1- 3	AWAY	1- 1	1- 0	1- 0				
0- 1	0- 0	0- 1	NEUTRAL	0- 0	0- 0	0- 0				

RPI	S	Opponent	Score	RPI	S	Opponent	Score	RPI	S	Opponent	Score	RPI	S	Opponent	Score	Team's RPI: 107
7	H	Iowa	63 81	30	A	Rutgers	54 60	89	A	Purdue	65 45	117	A	Northwestern	61 54	
10	H	Syracuse	72 68	30	H	Rutgers	60 46	89	H	Purdue	53 64	117	H	Northwestern	73 64	
14	A	Maryland	69 71	42	A	Michigan St.	68 86	94	A	Nebraska	57 63	133	A	Boston College	77 69	
				42	H	Michigan St.	81 63	100	H	Ohio St.	55 65	145	H	Penn St.	97 67	
				46	A	Michigan	60 76					186	A	Wisconsin	78 50	
				47	A	Indiana	65 61					186	H	Wisconsin	74 56	
				47	N	Indiana	58 66					197	H	Cornell	65 45	
												215	A	Xavier	78 53	
												226	H	Illinois	62 66	
												258	H	Rhode Island	91 71	
												274	H	San Diego	53 48	
												298	H	Air Force	67 50	
												308	H	Incarinate Word	75 39	
												314	H	Coppin St.	84 52	
												317	H	New Hampshire	70 47	
												349	H	Ark.-Pine Bluff	84 42	
LAST 12 Division I GAMES:																
47	N	Indiana	58 66	117	H	Northwestern	73 64									
42	H	Michigan St.	81 63	47	A	Indiana	65 61									
30	A	Rutgers	54 60	30	H	Rutgers	60 46									
14	A	Maryland	69 71	117	A	Northwestern	61 54									
145	H	Penn St.	97 67	100	H	Ohio St.	55 65									
89	A	Purdue	65 45	89	H	Purdue	53 64									

Non-Div I Games:

Minnesota

■ Loss, 
■ Non-Conf, 
■ S Site, 
■ H Home 
■ A Away 
N Neutral

Mississippi St.

Through Games Of March 13, 2019

Average RPI Win:	120	WON-LOST	WINNING	LAST 10	STRENGTH OF	OPP. STRENGTH	TEAM	ADJ.	CONF.	ADJ CONF.
Average RPI Loss:	18	RECORD	PCT. RANK	GAMES	SCHEDULE	OF SCHEDULE	RPI	RPI	RPI	RPI
DIV. I ONLY	30- 2	3	3- 0	45	30	8	8	5	5	
DIV. I NON-CONF.	12- 1	11	0- 0	78	48	14	14	5	5	
TOTALS	RPI 1-25	RPI 26-50	W-L RECORDS	RPI 51-100	RPI 101-150	RPI 150+				
30- 2	5- 1	3- 1	OVERALL	9- 0	2- 0	11- 0				
14- 1	3- 0	0- 1	HOME	3- 0	1- 0	7- 0				
13- 1	2- 1	2- 0	AWAY	4- 0	1- 0	4- 0				
3- 0	0- 0	1- 0	NEUTRAL	2- 0	0- 0	0- 0				
12- 1	1- 1	1- 0	NON-CONFERENCE	3- 0	1- 0	6- 0				
7- 0	1- 0	0- 0	HOME	1- 0	0- 0	5- 0				
5- 1	0- 1	1- 0	AWAY	2- 0	1- 0	1- 0				
0- 0	0- 0	0- 0	NEUTRAL	0- 0	0- 0	0- 0				
18- 1	4- 0	2- 1	CONFERENCE	6- 0	1- 0	5- 0				
7- 1	2- 0	0- 1	HOME	2- 0	1- 0	2- 0				
8- 0	2- 0	1- 0	AWAY	2- 0	0- 0	3- 0				
3- 0	0- 0	1- 0	NEUTRAL	2- 0	0- 0	0- 0				

RPI 1-25				RPI 26-50				RPI 51-100				RPI 101+			
RPI	S	Opponent	Score	RPI	S	Opponent	Score	RPI	S	Opponent	Score	RPI	S	Opponent	Score
5	A	Oregon	74 82	29	A	Texas	67 49	53	H	Lamar University	104 53	112	H	Georgia	80 71
12	H	Marquette	87 82	31	H	Missouri	67 75	57	H	Tennessee	91 63	134	A	Washington	103 56
17	A	Texas A&M	92 64	31	N	Missouri	71 56	57	N	Tennessee	83 68	158	A	Alabama	65 49
19	A	South Carolina	68 64	48	A	Auburn	85 59	65	A	Arkansas	93 69	192	H	Furman	106 41
19	H	South Carolina	89 74					65	N	Arkansas	101 70	193	A	Southern Miss.	86 42
22	H	Kentucky	86 71					73	A	Little Rock	98 63	206	H	Vanderbilt	86 70
								86	A	LSU	68 35	213	A	Florida	90 42
								86	H	LSU	76 56	239	A	Ole Miss	80 66
								96	A	Virginia	72 44	239	H	Ole Miss	80 49
												243	H	Southeast Mo. St.	88 53
												249	H	Jackson St.	105 38
												269	H	Louisiana	104 36
												314	H	Coppin St.	110 38
LAST 12 Division I GAMES:															
				57	N	Tennessee	83 68	239	A	Ole Miss	80 66				
				31	N	Missouri	71 56	17	A	Texas A&M	92 64				
				65	N	Arkansas	101 70	31	H	Missouri	67 75				
				19	A	South Carolina	68 64	57	H	Tennessee	91 63				
				86	H	LSU	76 56	158	A	Alabama	65 49				
				206	H	Vanderbilt	86 70	86	A	LSU	68 35				

Non-Div I Games:

Mississippi St.

Loss, Non-Conf, S Site, H Home A Away N Neutral



Average RPI Win:	271	WON-LOST	WINNING	LAST 10	STRENGTH OF	OPP. STRENGTH	TEAM	ADJ.	CONF.	ADJ CONF.
Average RPI Loss:	208	RECORD	PCT. RANK	GAMES	SCHEDULE	OF SCHEDULE	RPI	RPI	RPI	RPI
DIV. I ONLY	6- 24	320	0- 1	281	336	329	329	29	29	
DIV. I NON-CONF.	1- 10	329	0- 0	93	315	279	279	28	28	
TOTALS	RPI 1-25	RPI 26-50	W-L RECORDS	RPI 51-100	RPI 101-150	RPI 150+				
6- 24	0- 0	0- 0	OVERALL	0- 3	0- 1	6- 20				
3- 7	0- 0	0- 0	HOME	0- 0	0- 0	3- 7				
3- 16	0- 0	0- 0	AWAY	0- 2	0- 1	3- 13				
0- 1	0- 0	0- 0	NEUTRAL	0- 1	0- 0	0- 0				
1- 10	0- 0	0- 0	NON-CONFERENCE	0- 3	0- 1	1- 6				
0- 1	0- 0	0- 0	HOME	0- 0	0- 0	0- 1				
1- 8	0- 0	0- 0	AWAY	0- 2	0- 1	1- 5				
0- 1	0- 0	0- 0	NEUTRAL	0- 1	0- 0	0- 0				
5- 14	0- 0	0- 0	CONFERENCE	0- 0	0- 0	5- 14				
3- 6	0- 0	0- 0	HOME	0- 0	0- 0	3- 6				
2- 8	0- 0	0- 0	AWAY	0- 0	0- 0	2- 8				
0- 0	0- 0	0- 0	NEUTRAL	0- 0	0- 0	0- 0				

RPI S	Opponent	Score	RPI S	Opponent	Score	RPI S	Opponent	Score	RPI S	Opponent	Score	Team's RPI: 329
						58 A	TCU	47 96	111 A	UT Martin	51 110	
						68 A	Middle Tenn.	51 101	156 A	Nicholls St.	47 72	
						85 N	Troy	54 75	170 A	Southern U.	44 51	
									170 A	Southern U.	67 74	
									170 H	Southern U.	46 67	
									187 A	Prairie View	55 91	
									187 H	Prairie View	65 75	
									189 A	Arkansas St.	57 60	
									193 A	Southern Miss.	60 67	
									200 A	Grambling	54 52	
									200 H	Grambling	79 61	
									201 H	North Ala.	72 86	
									227 A	Texas Southern	45 73	
									227 H	Texas Southern	50 68	
									229 A	SMU	47 62	
									249 A	Jackson St.	56 87	
									249 H	Jackson St.	86 87	
									259 A	Austin Peay	95 89	
									267 A	Alabama St.	67 73	
									267 H	Alabama St.	64 62	
									299 A	La.-Monroe	65 72	
									301 A	Alabama A&M	70 78	
									301 H	Alabama A&M	60 80	
									349 A	Ark.-Pine Bluff	62 56	
									349 H	Ark.-Pine Bluff	82 63	
									350 A	Alcorn	63 73	
LAST 12 Division I GAMES:												
			170 A	Southern U.	44 51		170 H	Southern U.	46 67			
			349 H	Ark.-Pine Bluff	82 63		350 H	Alcorn	80 81			
			200 H	Grambling	79 61		267 A	Alabama St.	67 73			
			249 H	Jackson St.	86 87		301 A	Alabama A&M	70 78			
			227 A	Texas Southern	45 73		200 A	Grambling	54 52			
			187 A	Prairie View	55 91		249 A	Jackson St.	56 87			

Non-Div I Games:

Mississippi Val.

■ Loss, 
 ■ Non-Conf, 
 ■ S Site, 
 ■ Home 
 ■ A Away 
 N Neutral

RPI	S	Opponent	Score
350	H	Alcorn	80 81

Mississippi Val.  
a  
l  
.

M  
i  
s  
s  
i  
s  
s  
i  
p  
p  
i  
V  
a  
l  
.

M  
i  
s  
s  
i  
s  
s  
i  
p  
p  
i  
V  
a  
l  
.

Average RPI Win:	128	WON-LOST	WINNING	LAST 10	STRENGTH OF	OPP. STRENGTH	TEAM	ADJ.	CONF.	ADJ CONF.
Average RPI Loss:	61	RECORD	PCT. RANK	GAMES	SCHEDULE	OF SCHEDULE	RPI	RPI	RPI	RPI
DIV. I ONLY	23- 10	67	2- 0	27	59	31	31	5	5	
DIV. I NON-CONF.	11- 3	56	0- 0	66	116	39	39	5	5	
TOTALS	RPI 1-25	RPI 26-50	W-L RECORDS	RPI 51-100	RPI 101-150	RPI 150+				
23- 10	3- 3	2- 3	OVERALL	6- 3	1- 0	11- 1				
12- 3	1- 0	1- 1	HOME	2- 2	1- 0	7- 0				
7- 5	1- 2	0- 1	AWAY	3- 1	0- 0	3- 1				
4- 2	1- 1	1- 1	NEUTRAL	1- 0	0- 0	1- 0				
11- 3	0- 0	1- 2	NON-CONFERENCE	3- 1	0- 0	7- 0				
5- 2	0- 0	0- 1	HOME	1- 1	0- 0	4- 0				
4- 0	0- 0	0- 0	AWAY	1- 0	0- 0	3- 0				
2- 1	0- 0	1- 1	NEUTRAL	1- 0	0- 0	0- 0				
12- 7	3- 3	1- 1	CONFERENCE	3- 2	1- 0	4- 1				
7- 1	1- 0	1- 0	HOME	1- 1	1- 0	3- 0				
3- 5	1- 2	0- 1	AWAY	2- 1	0- 0	0- 1				
2- 1	1- 1	0- 0	NEUTRAL	0- 0	0- 0	1- 0				

RPI	S	Opponent	Score	RPI	S	Opponent	Score	Team's RPI: 31	RPI	S	Opponent	Score	RPI	S	Opponent	Score
8	A	Mississippi St.	75 67	39	N	Quinnipiac	65 51		57	A	Tennessee	66 64	112	H	Georgia	61 35
8	N	Mississippi St.	56 71	40	H	South Dakota	61 74		57	H	Tennessee	60 62	158	H	Alabama	82 47
17	H	Texas A&M	70 65	46	N	Michigan	54 70		65	A	Arkansas	73 67	163	H	Texas St.	69 50
19	A	South Carolina	65 79	48	A	Auburn	54 58		65	H	Arkansas	71 53	183	A	Saint Louis	74 62
22	A	Kentucky	41 52	48	H	Auburn	74 65		67	H	Green Bay	49 56	189	H	Arkansas St.	70 50
22	N	Kentucky	70 68						70	H	Missouri St.	65 61	206	H	Vanderbilt	69 46
									77	N	Duke	62 54	213	A	Florida	56 58
									78	A	West Virginia	68 51	213	N	Florida	87 56
									86	A	LSU	51 61	226	A	Illinois	67 45
													231	H	UMKC	66 59
													238	H	SIUE	59 36
													239	H	Ole Miss	78 55
													242	A	Western Ill.	89 64
LAST 12 Division I GAMES:																
213	N	Florida	87 56	65	A	Arkansas	73 67									
22	N	Kentucky	70 68	48	A	Auburn	54 58									
8	N	Mississippi St.	56 71	57	H	Tennessee	60 62									
77	N	Duke	62 54	8	A	Mississippi St.	75 67									
39	N	Quinnipiac	65 51	206	H	Vanderbilt	69 46									
158	H	Alabama	82 47	17	H	Texas A&M	70 65									

Non-Div I Games:

Missouri

Average RPI Win:	195	WON-LOST	WINNING	LAST 10	STRENGTH OF	OPP. STRENGTH	TEAM	ADJ.	CONF.	ADJ CONF.
Average RPI Loss:	98	RECORD	PCT. RANK	GAMES	SCHEDULE	OF SCHEDULE	RPI	RPI	RPI	RPI
DIV. I ONLY	20- 9	69	1- 0	100	133	70	70	13	13	
DIV. I NON-CONF.	4- 7	228	0- 0	86	46	176	176	15	15	
TOTALS	RPI 1-25	RPI 26-50	W-L RECORDS	RPI 51-100	RPI 101-150	RPI 150+				
20- 9	1- 2	0- 3	OVERALL	3- 0	3- 1	13- 3				
9- 4	0- 2	0- 1	HOME	2- 0	1- 1	6- 0				
9- 5	1- 0	0- 2	AWAY	1- 0	2- 0	5- 3				
2- 0	0- 0	0- 0	NEUTRAL	0- 0	0- 0	2- 0				
4- 7	0- 1	0- 3	NON-CONFERENCE	1- 0	0- 0	3- 3				
2- 2	0- 1	0- 1	HOME	1- 0	0- 0	1- 0				
0- 5	0- 0	0- 2	AWAY	0- 0	0- 0	0- 3				
2- 0	0- 0	0- 0	NEUTRAL	0- 0	0- 0	2- 0				
16- 2	1- 1	0- 0	CONFERENCE	2- 0	3- 1	10- 0				
7- 2	0- 1	0- 0	HOME	1- 0	1- 1	5- 0				
9- 0	1- 0	0- 0	AWAY	1- 0	2- 0	5- 0				
0- 0	0- 0	0- 0	NEUTRAL	0- 0	0- 0	0- 0				

RPI 1-25				RPI 26-50				RPI 51-100				Team's RPI: 70	RPI 101+			
RPI	S	Opponent	Score	RPI	S	Opponent	Score	RPI	S	Opponent	Score		RPI	S	Opponent	Score
13	H	Gonzaga	67 70	31	A	Missouri	61 65	73	H	Little Rock	48 44		140	A	Illinois St.	59 47
16	A	Drake	85 79	40	H	South Dakota	74 85	91	A	UNI	63 58		140	H	Illinois St.	56 60
16	H	Drake	61 70	47	A	Indiana	74 98	91	H	UNI	58 48		150	A	Bradley	68 56
													150	H	Bradley	82 60
													152	A	Southern Ill.	70 58
													152	H	Southern Ill.	66 51
													164	A	Santa Clara	73 77
													172	N	Louisiana Tech	82 70
													177	A	North Texas	76 83
													219	H	Ball St.	74 54
													230	A	Indiana St.	76 66
													230	H	Indiana St.	71 58
													238	N	SIUE	68 65
													253	A	Loyola Chicago	85 58
													253	H	Loyola Chicago	84 49
													257	A	Wichita St.	60 63
													311	A	Valparaiso	77 58
													311	H	Valparaiso	108 63
													331	A	Evansville	88 46
													331	H	Evansville	88 66
LAST 12 Division I GAMES:																
230	A	Indiana St.	76 66	150	H	Bradley	82 60									
331	A	Evansville	88 46	140	H	Illinois St.	56 60									
16	H	Drake	61 70	152	A	Southern Ill.	70 58									
91	H	UNI	58 48	91	A	UNI	63 58									
253	A	Loyola Chicago	85 58	16	A	Drake	85 79									
311	A	Valparaiso	77 58	311	H	Valparaiso	108 63									

Non-Div I Games:

Missouri St.

■ Loss, 
■ Non-Conf, 
■ S Site, 
■ H Home 
■ A Away 
N Neutral

[illegible]

**Non-Div I Games:**

Average RPI Win:	208	WON-LOST	WINNING	LAST 10	STRENGTH OF	OPP. STRENGTH	TEAM	ADJ.	CONF.	ADJ CONF.
Average RPI Loss:	141	RECORD	PCT. RANK	GAMES	SCHEDULE	OF SCHEDULE	RPI	RPI	RPI	RPI
DIV. I ONLY	13- 16	207	0- 1	155	163	188	188	16	16	
DIV. I NON-CONF.	4- 4	162	0- 0	39	131	82	82	13	13	
TOTALS	RPI 1-25	RPI 26-50	W-L RECORDS	RPI 51-100	RPI 101-150	RPI 150+				
13- 16	0- 1	0- 1	OVERALL	2- 2	3- 7	8- 5				
9- 4	0- 0	0- 1	HOME	2- 0	3- 2	4- 1				
3- 11	0- 1	0- 0	AWAY	0- 2	0- 5	3- 3				
1- 1	0- 0	0- 0	NEUTRAL	0- 0	0- 0	1- 1				
4- 4	0- 1	0- 1	NON-CONFERENCE	1- 1	1- 1	2- 0				
2- 1	0- 0	0- 1	HOME	1- 0	1- 0	0- 0				
1- 3	0- 1	0- 0	AWAY	0- 1	0- 1	1- 0				
1- 0	0- 0	0- 0	NEUTRAL	0- 0	0- 0	1- 0				
9- 12	0- 0	0- 0	CONFERENCE	1- 1	2- 6	6- 5				
7- 3	0- 0	0- 0	HOME	1- 0	2- 2	4- 1				
2- 8	0- 0	0- 0	AWAY	0- 1	0- 4	2- 3				
0- 1	0- 0	0- 0	NEUTRAL	0- 0	0- 0	0- 1				

RPI 1-25				RPI 26-50				RPI 51-100				RPI 101+				Team's RPI: 188	
RPI	S	Opponent	Score	RPI	S	Opponent	Score	RPI	S	Opponent	Score	RPI	S	Opponent	Score		
13	A	Gonzaga	52 76	40	H	South Dakota	41 64	79	A	Arizona	51 100	108	A	Idaho St.	34 50		
								81	H	UC Davis	62 56	108	H	Idaho St.	60 59		
								87	A	Idaho	68 76	109	A	Portland St.	60 78		
								87	H	Idaho	82 79	109	H	Portland St.	73 70		
												123	H	Northern Ill.	86 70		
												128	A	Northern Colo.	61 79		
												128	H	Northern Colo.	62 73		
												134	A	Washington	54 69		
												147	A	Montana St.	52 74		
												147	H	Montana St.	71 75		
												184	A	Eastern Wash.	64 67		
												184	H	Eastern Wash.	62 68		
												207	N	Saint Francis (PA)	79 77		
												221	A	Northern Ariz.	65 82		
												221	H	Northern Ariz.	78 62		
												265	A	Sacramento St.	88 86		
												265	H	Sacramento St.	75 67		
												271	A	Southern Utah	56 71		
												271	H	Southern Utah	79 57		
												271	N	Southern Utah	56 64		
												313	A	Weber St.	72 60		
												313	H	Weber St.	64 56		
												341	A	Grand Canyon	69 47		
LAST 12 Division I GAMES:																	
				271	N	Southern Utah	56 64			271	A	Southern Utah	56 71				
				207	N	Saint Francis (PA)	79 77			128	A	Northern Colo.	61 79				
				81	H	UC Davis	62 56			147	H	Montana St.	71 75				
				265	H	Sacramento St.	75 67			108	H	Idaho St.	60 59				
				109	H	Portland St.	73 70			313	H	Weber St.	64 56				
				221	A	Northern Ariz.	65 82			184	A	Eastern Wash.	64 67				

Non-Div I Games: Providence (MT) 90 45

Montana

Loss, Non-Conf, S Site, H Home A Away N Neutral

Average RPI Win:	233	WON-LOST	WINNING	LAST 10	STRENGTH OF	OPP. STRENGTH	TEAM	ADJ.	CONF.	ADJ CONF.
Average RPI Loss:	98	RECORD	PCT. RANK	GAMES	SCHEDULE	OF SCHEDULE	RPI	RPI	RPI	RPI
DIV. I ONLY	15- 15	170	0- 1	121	155	147	147	16	16	
DIV. I NON-CONF.	4- 5	190	0- 0	47	58	101	101	13	13	
TOTALS	RPI 1-25	RPI 26-50	W-L RECORDS	RPI 51-100	RPI 101-150	RPI 150+				
15- 15	0- 1	0- 1	OVERALL	0- 5	2- 6	13- 2				
7- 6	0- 0	0- 1	HOME	0- 1	0- 3	7- 1				
7- 8	0- 1	0- 0	AWAY	0- 4	1- 2	6- 1				
1- 1	0- 0	0- 0	NEUTRAL	0- 0	1- 1	0- 0				
4- 5	0- 1	0- 1	NON-CONFERENCE	0- 3	1- 0	3- 0				
2- 1	0- 0	0- 1	HOME	0- 0	0- 0	2- 0				
1- 4	0- 1	0- 0	AWAY	0- 3	0- 0	1- 0				
1- 0	0- 0	0- 0	NEUTRAL	0- 0	1- 0	0- 0				
11- 10	0- 0	0- 0	CONFERENCE	0- 2	1- 6	10- 2				
5- 5	0- 0	0- 0	HOME	0- 1	0- 3	5- 1				
6- 4	0- 0	0- 0	AWAY	0- 1	1- 2	5- 1				
0- 1	0- 0	0- 0	NEUTRAL	0- 0	0- 1	0- 0				

RPI 1-25				RPI 26-50				RPI 51-100				RPI 101+				Team's RPI: 147	
RPI	S	Opponent	Score	RPI	S	Opponent	Score	RPI	S	Opponent	Score	RPI	S	Opponent	Score		
12	A	Marquette	52 100	27	H	South Dakota St.	67 88	58	A	TCU	49 71	108	A	Idaho St.	43 61		
								61	A	Wyoming	58 66	108	H	Idaho St.	49 62		
								62	A	SFA	53 60	109	A	Portland St.	53 55		
								87	A	Idaho	65 90	109	H	Portland St.	55 68		
								87	H	Idaho	66 82	109	N	Portland St.	56 68		
												126	N	Delaware	69 60		
												128	A	Northern Colo.	79 66		
												128	H	Northern Colo.	73 84		
												163	A	Texas St.	67 59		
												184	A	Eastern Wash.	61 47		
												184	H	Eastern Wash.	87 89		
												188	A	Montana	75 71		
												188	H	Montana	74 52		
												221	A	Northern Ariz.	72 76		
												221	H	Northern Ariz.	80 70		
												265	A	Sacramento St.	69 53		
												265	H	Sacramento St.	64 58		
												271	A	Southern Utah	70 55		
												271	H	Southern Utah	69 64		
												272	H	Long Beach St.	85 62		
												313	A	Weber St.	66 59		
												313	H	Weber St.	72 59		
												326	H	Omaha	59 56		
LAST 12 Division I GAMES:																	
				109	N	Portland St.	56 68					188	A	Montana	75 71		
				163	A	Texas St.	67 59					313	H	Weber St.	72 59		
				109	H	Portland St.	55 68					108	H	Idaho St.	49 62		
				265	H	Sacramento St.	64 58					87	A	Idaho	65 90		
				271	A	Southern Utah	70 55					184	A	Eastern Wash.	61 47		
				221	A	Northern Ariz.	72 76					128	H	Northern Colo.	73 84		

Non-Div I Games: Carroll (MT) 64 48

Montana St.

Loss, Non-Conf, S Site, H Home A Away N Neutral

Average RPI Win: <b>249</b>	WON-LOST	WINNING	LAST 10	STRENGTH OF	OPP. STRENGTH	TEAM	ADJ.	CONF.	ADJ CONF.
Average RPI Loss: <b>141</b>	RECORD	PCT. RANK	GAMES	SCHEDULE	OF SCHEDULE	RPI	RPI	RPI	RPI
DIV. I ONLY	21- 10	77	1- 1	235	282	129	129	22	22
DIV. I NON-CONF.	7- 4	108	0- 0	198	291	121	121	22	22
TOTALS	RPI 1-25	RPI 26-50	W-L RECORDS	RPI 51-100	RPI 101-150	RPI 150+			
21- 10	0- 2	0- 2	OVERALL	1- 0	3- 1	17- 5			
11- 3	0- 0	0- 1	HOME	0- 0	2- 0	9- 2			
9- 6	0- 2	0- 1	AWAY	1- 0	1- 0	7- 3			
1- 1	0- 0	0- 0	NEUTRAL	0- 0	0- 1	1- 0			
7- 4	0- 2	0- 0	NON-CONFERENCE	1- 0	0- 0	6- 2			
4- 1	0- 0	0- 0	HOME	0- 0	0- 0	4- 1			
3- 3	0- 2	0- 0	AWAY	1- 0	0- 0	2- 1			
0- 0	0- 0	0- 0	NEUTRAL	0- 0	0- 0	0- 0			
14- 6	0- 0	0- 2	CONFERENCE	0- 0	3- 1	11- 3			
7- 2	0- 0	0- 1	HOME	0- 0	2- 0	5- 1			
6- 3	0- 0	0- 1	AWAY	0- 0	1- 0	5- 2			
1- 1	0- 0	0- 0	NEUTRAL	0- 0	0- 1	1- 0			

RPI 1-25				RPI 26-50				RPI 51-100				RPI 101+ Team's RPI: 129			
RPI	S	Opponent	Score	RPI	S	Opponent	Score	RPI	S	Opponent	Score	RPI	S	Opponent	Score
2	A	Baylor	58 <b>96</b>	45	A	Belmont	50 <b>77</b>	80	A	Radford	79 72	111	H	UT Martin	85 75
22	A	Kentucky	57 <b>87</b>	45	H	Belmont	57 <b>77</b>					111	N	UT Martin	58 <b>68</b>
												146	A	Tennessee Tech	73 70
												146	H	Tennessee Tech	77 56
												196	A	N.C. A&T	72 67
												207	A	Saint Francis (PA)	83 <b>89</b>
												211	A	Jacksonville St.	57 <b>68</b>
												211	H	Jacksonville St.	66 55
												211	N	Jacksonville St.	77 60
												238	A	SIUE	73 67
												240	A	Gardner-Webb	84 69
												243	H	Southeast Mo. St.	82 54
												248	H	St. Francis Brooklyn	94 <b>101</b>
												259	A	Austin Peay	80 <b>81</b>
												259	H	Austin Peay	75 <b>84</b>
												260	A	Murray St.	83 61
												260	H	Murray St.	80 71
												295	A	Eastern Ill.	67 57
												305	A	Tennessee St.	85 62
												305	H	Tennessee St.	71 55
												311	H	Valparaiso	68 62
												330	H	Lipscomb	79 44
												331	H	Evansville	85 63
												333	A	Eastern Ky.	64 61
												333	H	Eastern Ky.	68 52
												348	H	Chicago St.	104 68
LAST 12 Division I GAMES:															
		211 N Jacksonville St.	77 60			333 H Eastern Ky.	68 52								
		111 N UT Martin	58 <b>68</b>			259 H Austin Peay	75 <b>84</b>								
		333 A Eastern Ky.	64 61			45 H Belmont	57 <b>77</b>								
		260 H Murray St.	80 71			305 H Tennessee St.	71 55								
		146 A Tennessee Tech	73 70			295 A Eastern Ill.	67 57								
		211 A Jacksonville St.	57 <b>68</b>			238 A SIUE	73 67								

Non-Div I Games: Alice Lloyd 121 56 Ky. Christian 119 28

Morehead St.

■ Loss, 
 ■ Non-Conf, 
 ■ S Site, 
 ■ Home 
 ■ A Away 
 N Neutral



RPI 1-25					
RPI	S	Opponent	Score		
14	N	Maryland	44	68	
RPI 26-50					
RPI	S	Opponent	Score		
46	A	Michigan	47	70	
RPI 51-100					
RPI	S	Opponent	Score		
62	A	SFA	42	69	
78	A	West Virginia	37	72	
Team's RPI:					
RPI	S	Opponent	Score		
104	A	Hartford	59	80	
105	A	Western Ky.	43	90	
112	N	Georgia	33	60	
196	A	N.C. A&T	29	62	
202	A	UMES	57	53	
202	H	UMES	68	73	
220	H	Bethune-Cookman	69	73	
222	A	Howard	56	79	
222	H	Howard	62	74	
273	N	Niagara	57	67	
276	H	Norfolk St.	49	64	
300	A	South Carolina St.	63	61	
300	H	South Carolina St.	62	51	
304	H	UMBC	68	73	
314	A	Coppin St.	74	57	
314	H	Coppin St.	70	47	
314	N	Coppin St.	48	50	
320	A	FIU	50	59	
327	H	UMass Lowell	61	49	
328	H	Central Conn. St.	36	60	
334	A	N.C. Central	65	62	
340	A	Delaware St.	57	62	
345	A	Savannah St.	35	53	
345	H	Savannah St.	63	47	
346	H	Florida A&M	75	71	
LAST 12 Division I GAMES:					
314	N	Coppin St.	48	50	
273	N	Niagara	57	67	
314	H	Coppin St.	70	47	
202	A	UMES	57	53	
340	A	Delaware St.	57	62	
222	H	Howard	62	74	
276	H	Norfolk St.	49	64	
345	A	Savannah St.	35	53	
300	A	South Carolina St.	63	61	
314	A	Coppin St.	74	57	
346	H	Florida A&M	75	71	
220	H	Bethune-Cookman	69	73	

Washington Adventis60 43

Page 193

## Mt. St. Mary's

Through Games Of March 13, 2019

Average RPI Win:	264	WON-LOST	WINNING	LAST 10	STRENGTH OF	OPP. STRENGTH	TEAM	ADJ.	CONF.	ADJ CONF.
Average RPI Loss:	206	RECORD	PCT. RANK	GAMES	SCHEDULE	OF SCHEDULE	RPI	RPI	RPI	RPI
DIV. I ONLY	14- 15	185	1- 0	271	342	223	223	31	31	
DIV. I NON-CONF.	5- 5	162	0- 0	105	264	111	111	31	31	
TOTALS	RPI 1-25	RPI 26-50	W-L RECORDS	RPI 51-100	RPI 101-150	RPI 150+				
14- 15	0- 0	0- 1	OVERALL	1- 1	1- 1	12- 12				
8- 4	0- 0	0- 0	HOME	1- 0	1- 0	6- 4				
6- 11	0- 0	0- 1	AWAY	0- 1	0- 1	6- 8				
0- 0	0- 0	0- 0	NEUTRAL	0- 0	0- 0	0- 0				
5- 5	0- 0	0- 1	NON-CONFERENCE	1- 1	1- 1	3- 2				
2- 1	0- 0	0- 0	HOME	1- 0	1- 0	0- 1				
3- 4	0- 0	0- 1	AWAY	0- 1	0- 1	3- 1				
0- 0	0- 0	0- 0	NEUTRAL	0- 0	0- 0	0- 0				
9- 10	0- 0	0- 0	CONFERENCE	0- 0	0- 0	9- 10				
6- 3	0- 0	0- 0	HOME	0- 0	0- 0	6- 3				
3- 7	0- 0	0- 0	AWAY	0- 0	0- 0	3- 7				
0- 0	0- 0	0- 0	NEUTRAL	0- 0	0- 0	0- 0				

RPI S	Opponent	Score	RPI S	Opponent	Score	RPI S	Opponent	Score	RPI S	Opponent	Score	Team's RPI: 223
46	A Michigan	40 88	72	A Virginia Tech	51 83	124	H Towson	87 78	135	A Duquesne	64 73	
			80	H Radford	89 77	171	A Rider	67 85	179	A Robert Morris	58 70	
						179	H Robert Morris	61 55	181	A Sacred Heart	41 76	
						181	H Sacred Heart	46 53	202	H UMES	73 86	
						207	A Saint Francis (PA)	66 68	207	H Saint Francis (PA)	72 83	
						240	A Gardner-Webb	69 62	248	A St. Francis Brooklyn	65 69	
						248	A St. Francis Brooklyn	80 74	248	H St. Francis Brooklyn	78 75	
						264	A Loyola Maryland	77 67	294	A Bryant	59 77	
						294	H Bryant	68 73	304	A UMBC	65 52	
						319	A Wagner	76 92	319	H Wagner	81 66	
						328	A Central Conn. St.	61 44	328	H Central Conn. St.	84 53	
						344	A Fairleigh Dickinson	63 47	344	H Fairleigh Dickinson	62 57	
						351	A LIU Brooklyn	61 71	351	H LIU Brooklyn	61 71	
						248	H St. Francis Brooklyn	78 75				
LAST 12 Division I GAMES:												
248	A St. Francis Brooklyn	80 74	319	H Wagner	81 66							
181	H Sacred Heart	46 53	179	H Robert Morris	61 55							
248	A St. Francis Brooklyn	65 69	351	A LIU Brooklyn	61 71							
344	H Fairleigh Dickinson	62 57	181	A Sacred Heart	41 76							
328	A Central Conn. St.	61 44	207	H Saint Francis (PA)	72 83							
294	A Bryant	59 77	248	H St. Francis Brooklyn	78 75							

Non-Div I Games: Washington Col. 74 50

Mt. St. Mary's

■ Loss, 
 ■ Non-Conf, 
 ■ S Site, 
 ■ H Home 
 ■ A Away 
 N Neutral

Average RPI Win: <b>266</b>	WON-LOST	WINNING	LAST 10	STRENGTH OF	OPP. STRENGTH	TEAM	ADJ.	CONF.	ADJ CONF.
Average RPI Loss: <b>164</b>	RECORD	PCT. RANK	GAMES	SCHEDULE	OF SCHEDULE	RPI	RPI	RPI	RPI
DIV. I ONLY	11- 17	233	0- 1	267	241	260	260	22	22
DIV. I NON-CONF.	2- 7	288	0- 0	273	135	321	321	22	22
TOTALS	RPI 1-25	RPI 26-50	W-L RECORDS	RPI 51-100	RPI 101-150	RPI 150+			
11- 17	0- 1	0- 1	OVERALL	0- 2	1- 5	10- 8			
8- 5	0- 0	0- 1	HOME	0- 0	1- 1	7- 3			
3- 11	0- 1	0- 0	AWAY	0- 2	0- 3	3- 5			
0- 1	0- 0	0- 0	NEUTRAL	0- 0	0- 1	0- 0			
2- 7	0- 1	0- 0	NON-CONFERENCE	0- 2	0- 0	2- 4			
2- 2	0- 0	0- 0	HOME	0- 0	0- 0	2- 2			
0- 5	0- 1	0- 0	AWAY	0- 2	0- 0	0- 2			
0- 0	0- 0	0- 0	NEUTRAL	0- 0	0- 0	0- 0			
9- 10	0- 0	0- 1	CONFERENCE	0- 0	1- 5	8- 4			
6- 3	0- 0	0- 1	HOME	0- 0	1- 1	5- 1			
3- 6	0- 0	0- 0	AWAY	0- 0	0- 3	3- 3			
0- 1	0- 0	0- 0	NEUTRAL	0- 0	0- 1	0- 0			

RPI 1-25				RPI 26-50				RPI 51-100				RPI 101+ Team's RPI: 260			
RPI	S	Opponent	Score	RPI	S	Opponent	Score	RPI	S	Opponent	Score	RPI	S	Opponent	Score
22	A	Kentucky	49 <b>88</b>	45	H	Belmont	58 <b>65</b>	57	A	Tennessee	77 <b>98</b>	111	A	UT Martin	67 <b>75</b>
								74	A	Butler	65 <b>86</b>	111	H	UT Martin	76 73
												111	N	UT Martin	56 <b>77</b>
												129	A	Morehead St.	71 <b>80</b>
												129	H	Morehead St.	61 <b>83</b>
												146	A	Tennessee Tech	65 <b>74</b>
												152	H	Southern Ill.	59 <b>65</b>
												189	A	Arkansas St.	63 <b>74</b>
												211	A	Jacksonville St.	64 59
												226	A	Illinois	52 <b>84</b>
												238	A	SIUE	54 <b>71</b>
												238	H	SIUE	81 75
												243	A	Southeast Mo. St.	64 59
												243	H	Southeast Mo. St.	82 74
												259	A	Austin Peay	56 <b>59</b>
												259	H	Austin Peay	77 72
												295	A	Eastern Ill.	67 <b>75</b>
												295	H	Eastern Ill.	60 51
												301	H	Alabama A&M	53 <b>59</b>
												305	H	Tennessee St.	61 <b>65</b>
												330	H	Lipscomb	97 61
												331	H	Evansville	81 53
												333	A	Eastern Ky.	76 63
												333	H	Eastern Ky.	81 63
LAST 12 Division I GAMES:															
				111	N	UT Martin	56 <b>77</b>			333	A	Eastern Ky.	76 63		
				259	H	Austin Peay	77 72			238	H	SIUE	81 75		
				129	A	Morehead St.	71 <b>80</b>			295	H	Eastern Ill.	60 51		
				243	H	Southeast Mo. St.	82 74			146	A	Tennessee Tech	65 <b>74</b>		
				111	H	UT Martin	76 73			211	A	Jacksonville St.	64 59		
				259	A	Austin Peay	56 <b>59</b>			305	H	Tennessee St.	61 <b>65</b>		

Non-Div I Games: Oakland City 113 55 Bethel (TN) 86 50

Murray St.

■ Loss, 
 ■ Non-Conf, 
 ■ S Site, 
 ■ Home 
 ■ A Away 
 N Neutral

Average RPI Win:	301	WON-LOST	WINNING	LAST 10	STRENGTH OF	OPP. STRENGTH	TEAM	ADJ.	CONF.	ADJ CONF.
Average RPI Loss:	156	RECORD	PCT. RANK	GAMES	SCHEDULE	OF SCHEDULE	RPI	RPI	RPI	RPI
DIV. I ONLY	19- 9	75	1- 0	346	318	196	196	32	32	
DIV. I NON-CONF.	2- 9	297	0- 0	295	125	313	313	32	32	
TOTALS	RPI 1-25	RPI 26-50	W-L RECORDS	RPI 51-100	RPI 101-150	RPI 150+				
19- 9	0- 0	0- 0	OVERALL	0- 3	0- 2	19- 4				
8- 3	0- 0	0- 0	HOME	0- 1	0- 1	8- 1				
10- 4	0- 0	0- 0	AWAY	0- 1	0- 0	10- 3				
1- 2	0- 0	0- 0	NEUTRAL	0- 1	0- 1	1- 0				
2- 9	0- 0	0- 0	NON-CONFERENCE	0- 3	0- 2	2- 4				
0- 3	0- 0	0- 0	HOME	0- 1	0- 1	0- 1				
2- 4	0- 0	0- 0	AWAY	0- 1	0- 0	2- 3				
0- 2	0- 0	0- 0	NEUTRAL	0- 1	0- 1	0- 0				
17- 0	0- 0	0- 0	CONFERENCE	0- 0	0- 0	17- 0				
8- 0	0- 0	0- 0	HOME	0- 0	0- 0	8- 0				
8- 0	0- 0	0- 0	AWAY	0- 0	0- 0	8- 0				
1- 0	0- 0	0- 0	NEUTRAL	0- 0	0- 0	1- 0				

RPI S	Opponent	Score	RPI S	Opponent	Score	RPI S	Opponent	Score	RPI S	Opponent	Score	Team's RPI: 196
60 N	Maine	52 58	129 H	Morehead St.	67 72							
90 H	VCU	48 54	136 N	Yale	49 59							
96 A	Virginia	57 67	162 H	Akron	36 49							
			202 A	UMES	51 49							
			202 H	UMES	70 58							
			220 A	Bethune-Cookman	72 48							
			222 A	Howard	63 58							
			237 A	Elon	64 73							
			241 A	ETSU	56 61							
			255 A	Navy	49 72							
			276 A	Norfolk St.	49 44							
			300 A	South Carolina St.	58 44							
			300 H	South Carolina St.	59 52							
			303 A	Fla. Atlantic	67 65							
			310 H	Morgan St.	62 29							
			314 H	Coppin St.	66 42							
			334 A	N.C. Central	52 49							
			334 H	N.C. Central	86 52							
			334 N	N.C. Central	79 49							
			340 A	Delaware St.	67 47							
			340 H	Delaware St.	72 49							
			342 A	Western Caro.	69 51							
			345 H	Savannah St.	73 69							
			346 A	Florida A&M	56 48							
			346 H	Florida A&M	77 53							
LAST 12 Division I GAMES:												
334 N	N.C. Central	79 49	276 A	Norfolk St.	49 44							
136 N	Yale	49 59	222 A	Howard	63 58							
334 H	N.C. Central	86 52	202 H	UMES	70 58							
346 H	Florida A&M	77 53	340 H	Delaware St.	72 49							
345 H	Savannah St.	73 69	220 A	Bethune-Cookman	72 48							
300 H	South Carolina St.	59 52	346 A	Florida A&M	56 48							

Non-Div I Games: Winston-Salem 60 56 Johnson C. Smith 50 53

N.C. A&amp;T

Loss, Non-Conf, S Site, H Home A Away N Neutral

WON-LOST				WINNING		LAST 10		STRENGTH OF		OPP. STRENGTH		TEAM		ADJ.		CONF.		ADJ CONF.	
Average RPI Win: 324		WON-LOST		WINNING		LAST 10		STRENGTH OF		OPP. STRENGTH		TEAM		ADJ.		CONF.		ADJ CONF.	
Average RPI Loss: 219		RECORD		PCT. RANK		GAMES		SCHEDULE		OF SCHEDULE		RPI		RPI		RPI		RPI	
DIV. I ONLY		8- 22		290		1- 0		331		348		334		334		32		32	
DIV. I NON-CONF.		2- 10		311		0- 0		280		269		338		338		32		32	
TOTALS		RPI 1-25		RPI 26-50		W-L RECORDS		RPI 51-100		RPI 101-150		RPI 150+							
8- 22		0- 1		0- 0		OVERALL		0- 1		0- 2		8- 18							
5- 9		0- 0		0- 0		HOME		0- 0		0- 1		5- 8							
2- 11		0- 1		0- 0		AWAY		0- 1		0- 1		2- 8							
1- 2		0- 0		0- 0		NEUTRAL		0- 0		0- 0		1- 2							
2- 10		0- 1		0- 0		NON-CONFERENCE		0- 1		0- 2		2- 6							
2- 4		0- 0		0- 0		HOME		0- 0		0- 1		2- 3							
0- 5		0- 1		0- 0		AWAY		0- 1		0- 1		0- 2							
0- 1		0- 0		0- 0		NEUTRAL		0- 0		0- 0		0- 1							
6- 12		0- 0		0- 0		CONFERENCE		0- 0		0- 0		6- 12							
3- 5		0- 0		0- 0		HOME		0- 0		0- 0		3- 5							
2- 6		0- 0		0- 0		AWAY		0- 0		0- 0		2- 6							
1- 1		0- 0		0- 0		NEUTRAL		0- 0		0- 0		1- 1							

[illegible]

Non-Div I Games:	Wilberforce	55	49
------------------	-------------	----	----

N.C. Central

Loss, Non-Conf, S Site, H Home A Away N Neutral

RPI	S	Opponent	Score	
345	H	Savannah St.	77	65
346	A	Florida A&M	64	57

N  
.  
C  
.  
C  
e  
n  
t  
r  
a  
l

N  
.  
C  
.  
C  
e  
n  
t  
r  
a  
l

N.C. Central

N  
C  
S  
t  
a  
t  
e

NC State				Through Games Of March 13, 2019						
Average RPI Win:	95	WON-LOST	WINNING	LAST 10	STRENGTH OF	OPP. STRENGTH	TEAM	ADJ.	CONF.	ADJ CONF.
Average RPI Loss:	13	RECORD	PCT. RANK	GAMES	SCHEDULE	OF SCHEDULE	RPI	RPI	RPI	RPI
DIV. I ONLY	26- 5	15	1- 0	14	7	9	9	1	1	
DIV. I NON-CONF.	13- 0	1	0- 0	33	55	6	6	1	1	
<hr/>										
TOTALS	RPI 1-25	RPI 26-50		W-L RECORDS	RPI 51-100	RPI 101-150		RPI 150+		
26- 5	3- 4	5- 1		OVERALL	8- 0	5- 0		5- 0		
15- 2	1- 1	3- 1		HOME	5- 0	3- 0		3- 0		
8- 2	1- 2	1- 0		AWAY	3- 0	2- 0		1- 0		
3- 1	1- 1	1- 0		NEUTRAL	0- 0	0- 0		1- 0		
13- 0	0- 0	3- 0		NON-CONFERENCE	4- 0	1- 0		5- 0		
9- 0	0- 0	2- 0		HOME	3- 0	1- 0		3- 0		
2- 0	0- 0	0- 0		AWAY	1- 0	0- 0		1- 0		
2- 0	0- 0	1- 0		NEUTRAL	0- 0	0- 0		1- 0		
13- 5	3- 4	2- 1		CONFERENCE	4- 0	4- 0		0- 0		
6- 2	1- 1	1- 1		HOME	2- 0	2- 0		0- 0		
6- 2	1- 2	1- 0		AWAY	2- 0	2- 0		0- 0		
1- 1	1- 1	0- 0		NEUTRAL	0- 0	0- 0		0- 0		

N  
C  
S  
t  
a  
t  
e

RPI 1-25				Team's RPI: 9				RPI 26-50				RPI 51-100				RPI 101+			
RPI	S	Opponent	Score					RPI	S	Opponent	Score					RPI	S	Opponent	Score
1	H	Notre Dame	72 95					37	A	North Carolina	74 69					60	H	Maine	84 46
3	A	Louisville	62 92					37	H	North Carolina	51 64					66	A	Georgia Tech	68 60
3	N	Louisville	68 78					42	N	Michigan St.	78 74					69	A	Georgetown	76 65
10	A	Syracuse	77 73					45	H	Belmont	77 62					72	H	Virginia Tech	70 61
18	H	Miami (FL)	70 68					46	H	Michigan	66 55					77	H	Duke	63 51
21	A	Florida St.	70 75					49	H	Clemson	54 51					80	H	Radford	75 58
21	N	Florida St.	69 62													84	H	Kent St.	78 61
																96	A	Virginia	66 38
<hr/>																			
LAST 12 Division I GAMES:																			
21	N	Florida St.	69 62					1	H	Notre Dame	72 95								
3	N	Louisville	68 78					10	A	Syracuse	77 73								
18	H	Miami (FL)	70 68					21	A	Florida St.	70 75								
3	A	Louisville	62 92					37	H	North Carolina	51 64								
37	A	North Carolina	74 69					148	A	Wake Forest	59 50								
148	H	Wake Forest	80 46					66	A	Georgia Tech	68 60								

Non-Div I Games:

NC State

Average RPI Win:	315	WON-LOST	WINNING	LAST 10	STRENGTH OF	OPP. STRENGTH	TEAM	ADJ.	CONF.	ADJ CONF.
Average RPI Loss:	189	RECORD	PCT. RANK	GAMES	SCHEDULE	OF SCHEDULE	RPI	RPI	RPI	RPI
DIV. I ONLY	6- 24	320	0- 1	263	303	325	325	24	24	
DIV. I NON-CONF.	3- 10	278	0- 0	279	343	315	315	26	26	
TOTALS	RPI 1-25	RPI 26-50	W-L RECORDS	RPI 51-100	RPI 101-150	RPI 150+				
6- 24	0- 0	0- 0	OVERALL	0- 6	0- 1	6- 17				
3- 10	0- 0	0- 0	HOME	0- 2	0- 1	3- 7				
3- 14	0- 0	0- 0	AWAY	0- 4	0- 0	3- 10				
0- 0	0- 0	0- 0	NEUTRAL	0- 0	0- 0	0- 0				
3- 10	0- 0	0- 0	NON-CONFERENCE	0- 3	0- 1	3- 6				
1- 4	0- 0	0- 0	HOME	0- 1	0- 1	1- 2				
2- 6	0- 0	0- 0	AWAY	0- 2	0- 0	2- 4				
0- 0	0- 0	0- 0	NEUTRAL	0- 0	0- 0	0- 0				
3- 14	0- 0	0- 0	CONFERENCE	0- 3	0- 0	3- 11				
2- 6	0- 0	0- 0	HOME	0- 1	0- 0	2- 5				
1- 8	0- 0	0- 0	AWAY	0- 2	0- 0	1- 6				
0- 0	0- 0	0- 0	NEUTRAL	0- 0	0- 0	0- 0				

RPI S	Opponent	Score	RPI S	Opponent	Score	RPI S	Opponent	Score	RPI S	Opponent	Score	Team's RPI: 325
						59	A Penn	42 85	104	H Hartford	53 84	
						64	A FGCU	42 61	171	A Rider	46 67	
						64	A FGCU	45 58	185	A Liberty	47 58	
						64	H FGCU	35 67	185	H Liberty	39 58	
						78	A West Virginia	50 95	201	A North Ala.	60 72	
						84	H Kent St.	40 57	201	H North Ala.	54 77	
									208	A Stetson	48 74	
									208	H Stetson	47 56	
									222	A Howard	57 77	
									233	A Jacksonville	55 69	
									233	H Jacksonville	56 61	
									236	A North Florida	46 54	
									236	H North Florida	59 78	
									243	H Southeast Mo. St.	58 68	
									247	A Colgate	71 53	
									278	H Vermont	63 71	
									291	A Kennesaw St.	47 70	
									291	H Kennesaw St.	66 60	
									330	A Lipscomb	69 53	
									330	H Lipscomb	80 67	
									342	H Western Caro.	79 71	
									344	A Fairleigh Dickinson	43 64	
									347	A Saint Peter's	57 70	
									351	A LIU Brooklyn	72 51	
LAST 12 Division I GAMES:												
64	A FGCU	45 58	236	H North Florida	59 78							
236	A North Florida	46 54	64	A FGCU	42 61							
185	H Liberty	39 58	291	A Kennesaw St.	47 70							
330	A Lipscomb	69 53	185	A Liberty	47 58							
233	A Jacksonville	55 69	64	H FGCU	35 67							
208	H Stetson	47 56	201	H North Ala.	54 77							

Non-Div I Games:

NJIT

■ Loss, 
 ■ Non-Conf, 
 ■ S Site, 
 ■ Home 
 ■ A Away 
 N Neutral



Average RPI Win: <b>239</b>	WON-LOST	WINNING	LAST 10	STRENGTH OF	OPP. STRENGTH	TEAM	ADJ.	CONF.	ADJ CONF.
Average RPI Loss: <b>173</b>	RECORD	PCT. RANK	GAMES	SCHEDULE	OF SCHEDULE	RPI	RPI	RPI	RPI
DIV. I ONLY	<b>9- 19</b>	<b>266</b>	<b>0- 1</b>	<b>174</b>	<b>263</b>	<b>255</b>	<b>255</b>	<b>18</b>	<b>18</b>
DIV. I NON-CONF.	<b>4- 5</b>	<b>190</b>	<b>0- 0</b>	<b>130</b>	<b>326</b>	<b>177</b>	<b>177</b>	<b>21</b>	<b>21</b>
TOTALS	RPI 1-25	RPI 26-50	W-L RECORDS	RPI 51-100	RPI 101-150	RPI 150+			
9- 19	0- 0	0- 2	OVERALL	0- 3	0- 3	9- 11			
5- 8	0- 0	0- 1	HOME	0- 2	0- 2	5- 3			
4- 11	0- 0	0- 1	AWAY	0- 1	0- 1	4- 8			
0- 0	0- 0	0- 0	NEUTRAL	0- 0	0- 0	0- 0			
4- 5	0- 0	0- 0	NON-CONFERENCE	0- 1	0- 1	4- 3			
2- 2	0- 0	0- 0	HOME	0- 1	0- 1	2- 0			
2- 3	0- 0	0- 0	AWAY	0- 0	0- 0	2- 3			
0- 0	0- 0	0- 0	NEUTRAL	0- 0	0- 0	0- 0			
5- 14	0- 0	0- 2	CONFERENCE	0- 2	0- 2	5- 8			
3- 6	0- 0	0- 1	HOME	0- 1	0- 1	3- 3			
2- 8	0- 0	0- 1	AWAY	0- 1	0- 1	2- 5			
0- 0	0- 0	0- 0	NEUTRAL	0- 0	0- 0	0- 0			

RPI 1-25				RPI 26-50				RPI 51-100				RPI 101+				Team's RPI: 255	
RPI	S	Opponent	Score	RPI	S	Opponent	Score	RPI	S	Opponent	Score	RPI	S	Opponent	Score		
				43	A	Bucknell	48 90	59	H	Penn	61 65	119	H	Marist	48 72		
				43	H	Bucknell	43 77	76	A	American	44 69	125	A	Lehigh	55 66		
								76	H	American	45 58	125	H	Lehigh	38 56		
												171	A	Rider	66 60		
												174	A	Boston U.	55 66		
												174	H	Boston U.	35 49		
												175	A	Colorado	43 59		
												178	A	Holy Cross	44 47		
												178	H	Holy Cross	54 47		
												196	H	N.C. A&T	72 49		
												214	A	Monmouth	67 68		
												234	H	Saint Joseph's	49 48		
												247	A	Colgate	62 49		
												247	H	Colgate	67 52		
												264	A	Loyola Maryland	58 46		
												264	A	Loyola Maryland	45 58		
												264	H	Loyola Maryland	50 55		
												276	A	Norfolk St.	58 65		
												290	A	Army West Point	52 55		
												290	H	Army West Point	48 60		
												298	A	Air Force	54 47		
												318	A	Lafayette	42 55		
												318	H	Lafayette	65 53		
LAST 12 Division I GAMES:																	
				264	A	Loyola Maryland	45 58	290	H	Army West Point	48 60						
				76	A	American	44 69	178	A	Holy Cross	44 47						
				264	H	Loyola Maryland	50 55	247	H	Colgate	67 52						
				43	A	Bucknell	48 90	125	A	Lehigh	55 66						
				174	A	Boston U.	55 66	43	H	Bucknell	43 77						
				318	H	Lafayette	65 53	174	H	Boston U.	35 49						

Non-Div I Games: Catholic 81 36

Navy

■ Loss, 
 ■ Non-Conf, 
 ■ S Site, 
 ■ Home 
 ■ Away 
 N Neutral

Average RPI Win: 143		WON-LOST	WINNING	LAST 10	STRENGTH OF	OPP. STRENGTH	TEAM	ADJ.	CONF.	ADJ CONF.
Average RPI Loss: 57		RECORD	PCT. RANK	GAMES	SCHEDULE	OF SCHEDULE	RPI	RPI	RPI	RPI
DIV. I ONLY		14- 16	193	0- 1	24	34	94	94	4	4
DIV. I NON-CONF.		5- 6	177	0- 0	101	20	145	145	6	6
TOTALS	RPI 1-25		RPI 26-50		W-L RECORDS	RPI 51-100	RPI 101-150		RPI 150+	
14- 16	0- 7		2- 3		OVERALL	4- 3	3- 1		5- 2	
8- 6	0- 3		2- 2		HOME	1- 0	1- 1		4- 0	
5- 9	0- 4		0- 1		AWAY	2- 2	2- 0		1- 2	
1- 1	0- 0		0- 0		NEUTRAL	1- 1	0- 0		0- 0	
5- 6	0- 3		0- 0		NON-CONFERENCE	1- 2	0- 0		4- 1	
4- 1	0- 1		0- 0		HOME	0- 0	0- 0		4- 0	
0- 5	0- 2		0- 0		AWAY	0- 2	0- 0		0- 1	
1- 0	0- 0		0- 0		NEUTRAL	1- 0	0- 0		0- 0	
9- 10	0- 4		2- 3		CONFERENCE	3- 1	3- 1		1- 1	
4- 5	0- 2		2- 2		HOME	1- 0	1- 1		0- 0	
5- 4	0- 2		0- 1		AWAY	2- 0	2- 0		1- 1	
0- 1	0- 0		0- 0		NEUTRAL	0- 1	0- 0		0- 0	

RPI 1-25				RPI 26-50				RPI 51-100				Team's RPI: 94				RPI 101+			
RPI	S	Opponent	Score	RPI	S	Opponent	Score	RPI	S	Opponent	Score	RPI	S	Opponent	Score	RPI	S	Opponent	Score
3	A	Louisville	68 85	30	H	Rutgers	56 62	65	A	Arkansas	80 84	107	H	Minnesota	63 57				
7	A	Iowa	71 77	42	H	Michigan St.	82 71	80	N	Radford	77 39	117	A	Northwestern	71 64				
7	H	Iowa	58 74	46	A	Michigan	61 67	89	A	Purdue	84 64	117	H	Northwestern	54 58				
14	A	Maryland	63 89	46	H	Michigan	70 56	89	H	Purdue	67 61	145	A	Penn St.	79 74				
14	H	Maryland	63 81	47	H	Indiana	78 82	89	N	Purdue	71 75	154	H	Kansas	58 52				
16	H	Drake	77 83					93	A	Creighton	65 74	160	A	Washington St.	84 87				
18	A	Miami (FL)	68 82					100	A	Ohio St.	78 69	166	H	Denver	96 71				
LAST 12 Division I GAMES:																			
				89	N	Purdue	71 75	89	H	Purdue	67 61								
				145	A	Penn St.	79 74	46	A	Michigan	61 67								
				7	H	Iowa	58 74	47	H	Indiana	78 82								
				117	A	Northwestern	71 64	89	A	Purdue	84 64								
				42	H	Michigan St.	82 71	186	A	Wisconsin	69 70								
				14	A	Maryland	63 89	117	H	Northwestern	54 58								

Non-Div I Games:

Nebraska

Loss, Non-Conf, S Site, H Home A Away N Neutral

## Nevada

Through Games Of March 13, 2019

Average RPI Win:	253	WON-LOST	WINNING	LAST 10	STRENGTH OF	OPP. STRENGTH	TEAM	ADJ.	CONF.	ADJ CONF.
Average RPI Loss:	121	RECORD	PCT. RANK	GAMES	SCHEDULE	OF SCHEDULE	RPI	RPI	RPI	RPI
DIV. I ONLY	11- 19	243	1- 0	188	129	245	245	15	15	
DIV. I NON-CONF.	3- 7	256	0- 0	227	119	284	284	12	12	
TOTALS	RPI 1-25	RPI 26-50	W-L RECORDS	RPI 51-100	RPI 101-150	RPI 150+				
11- 19	0- 0	0- 3	OVERALL	0- 6	1- 3	10- 7				
6- 9	0- 0	0- 1	HOME	0- 4	0- 2	6- 2				
4- 7	0- 0	0- 1	AWAY	0- 1	1- 0	3- 5				
1- 3	0- 0	0- 1	NEUTRAL	0- 1	0- 1	1- 0				
3- 7	0- 0	0- 0	NON-CONFERENCE	0- 3	0- 2	3- 2				
2- 4	0- 0	0- 0	HOME	0- 2	0- 1	2- 1				
1- 1	0- 0	0- 0	AWAY	0- 0	0- 0	1- 1				
0- 2	0- 0	0- 0	NEUTRAL	0- 1	0- 1	0- 0				
8- 12	0- 0	0- 3	CONFERENCE	0- 3	1- 1	7- 5				
4- 5	0- 0	0- 1	HOME	0- 2	0- 1	4- 1				
3- 6	0- 0	0- 1	AWAY	0- 1	1- 0	2- 4				
1- 1	0- 0	0- 1	NEUTRAL	0- 0	0- 0	1- 0				

RPI 1-25				RPI 26-50				RPI 51-100				RPI 101+				Team's RPI: 245	
RPI	S	Opponent	Score	RPI	S	Opponent	Score	RPI	S	Opponent	Score	RPI	S	Opponent	Score		
				38	A	Boise St.	65 80	52	H	Southern California	51 72	120	A	Fresno St.	57 41		
				38	H	Boise St.	74 75	54	A	New Mexico	74 85	120	H	Fresno St.	63 79		
				38	N	Boise St.	67 72	54	H	New Mexico	64 66	123	N	Northern Ill.	69 98		
								61	H	Wyoming	51 55	142	H	Texas Tech	67 86		
								81	N	UC Davis	68 84	164	A	Santa Clara	48 56		
								92	H	Utah	52 74	175	H	Colorado	52 65		
												182	A	Utah St.	76 79		
												182	H	Utah St.	59 71		
												199	H	Hawaii	79 78		
												203	A	UNLV	58 67		
												203	H	UNLV	70 62		
												205	A	San Diego St.	61 64		
												205	H	San Diego St.	74 69		
												272	A	Long Beach St.	76 67		
												279	A	Colorado St.	62 38		
												279	H	Colorado St.	68 57		
												297	A	San Jose St.	52 49		
												297	N	San Jose St.	78 68		
												298	A	Air Force	74 79		
												298	H	Air Force	79 54		
												337	H	Seattle U	67 54		
LAST 12 Division I GAMES:																	
				297	N	San Jose St.	78 68	203	A	UNLV	58 67						
				38	N	Boise St.	67 72	120	A	Fresno St.	57 41						
				123	N	Northern Ill.	69 98	205	H	San Diego St.	74 69						
				205	A	San Diego St.	61 64	61	H	Wyoming	51 55						
				298	H	Air Force	79 54	54	A	New Mexico	74 85						
				182	H	Utah St.	59 71	279	H	Colorado St.	68 57						

Non-Div I Games: Stanislaus St. 75 52

Nevada

Loss, Non-Conf, S Site, H Home A Away N Neutral

Average RPI Win:	275	WON-LOST	WINNING	LAST 10	STRENGTH OF	OPP. STRENGTH	TEAM	ADJ.	CONF.	ADJ CONF.
Average RPI Loss:	184	RECORD	PCT. RANK	GAMES	SCHEDULE	OF SCHEDULE	RPI	RPI	RPI	RPI
DIV. I ONLY	5- 24	329	0- 1	221	274	317	317	23	23	
DIV. I NON-CONF.	2- 10	311	0- 0	211	293	324	324	25	25	
TOTALS	RPI 1-25	RPI 26-50	W-L RECORDS	RPI 51-100	RPI 101-150	RPI 150+				
5- 24	0- 0	0- 0	OVERALL	0- 5	0- 6	5- 13				
3- 10	0- 0	0- 0	HOME	0- 2	0- 2	3- 6				
2- 14	0- 0	0- 0	AWAY	0- 3	0- 4	2- 7				
0- 0	0- 0	0- 0	NEUTRAL	0- 0	0- 0	0- 0				
2- 10	0- 0	0- 0	NON-CONFERENCE	0- 2	0- 2	2- 6				
2- 3	0- 0	0- 0	HOME	0- 1	0- 0	2- 2				
0- 7	0- 0	0- 0	AWAY	0- 1	0- 2	0- 4				
0- 0	0- 0	0- 0	NEUTRAL	0- 0	0- 0	0- 0				
3- 14	0- 0	0- 0	CONFERENCE	0- 3	0- 4	3- 7				
1- 7	0- 0	0- 0	HOME	0- 1	0- 2	1- 4				
2- 7	0- 0	0- 0	AWAY	0- 2	0- 2	2- 3				
0- 0	0- 0	0- 0	NEUTRAL	0- 0	0- 0	0- 0				

RPI S	Opponent	Score	RPI S	Opponent	Score	RPI S	Opponent	Score	RPI S	Opponent	Score	Team's RPI: 317
						51	H Princeton	42 90	104	A Hartford	49 56	
						60	A Maine	36 69	104	H Hartford	48 66	
						60	A Maine	46 67	107	A Minnesota	47 70	
						60	H Maine	45 69	115	A South Fla.	36 79	
						98	A Northeastern	54 69	137	A Stony Brook	37 67	
									137	H Stony Brook	63 82	
									174	A Boston U.	39 60	
									178	H Holy Cross	74 62	
									181	H Sacred Heart	60 71	
									209	H Dartmouth	42 62	
									234	A Albany (NY)	41 59	
									234	H Albany (NY)	53 78	
									251	A Binghamton	54 53	
									251	H Binghamton	62 71	
									278	A Vermont	60 69	
									278	H Vermont	50 51	
									280	A Brown	70 76	
									294	H Bryant	79 74	
									304	A UMBC	62 64	
									304	H UMBC	47 55	
									322	A North Dakota St.	51 56	
									327	A UMass Lowell	56 53	
									327	H UMass Lowell	54 46	
									328	A Central Conn. St.	47 56	
LAST 12 Division I GAMES:												
60	A Maine	36 69	251	A Binghamton	54 53							
304	H UMBC	47 55	327	H UMass Lowell	54 46							
234	H Albany (NY)	53 78	60	H Maine	45 69							
104	A Hartford	49 56	234	A Albany (NY)	41 59							
137	A Stony Brook	37 67	304	A UMBC	62 64							
278	H Vermont	50 51	104	H Hartford	48 66							

Non-Div I Games: U New England 68 44

New Hampshire

■ Loss, 
 ■ Non-Conf, 
 ■ S Site, 
 ■ Home 
 ■ A Away 
 N Neutral

Average RPI Win:	190	WON-LOST	WINNING	LAST 10	STRENGTH OF	OPP. STRENGTH	TEAM	ADJ.	CONF.	ADJ CONF.
Average RPI Loss:	137	RECORD	PCT. RANK	GAMES	SCHEDULE	OF SCHEDULE	RPI	RPI	RPI	RPI
DIV. I ONLY	24- 6	30	0- 1	162	144	54	54	15	15	
DIV. I NON-CONF.	10- 1	17	0- 0	64	189	21	21	12	12	
TOTALS	RPI 1-25	RPI 26-50	W-L RECORDS	RPI 51-100	RPI 101-150	RPI 150+				
24- 6	0- 0	0- 2	OVERALL	3- 0	5- 1	16- 3				
16- 1	0- 0	0- 1	HOME	2- 0	3- 0	11- 0				
8- 4	0- 0	0- 1	AWAY	1- 0	2- 1	5- 2				
0- 1	0- 0	0- 0	NEUTRAL	0- 0	0- 0	0- 1				
10- 1	0- 0	0- 1	NON-CONFERENCE	1- 0	4- 0	5- 0				
7- 1	0- 0	0- 1	HOME	1- 0	2- 0	4- 0				
3- 0	0- 0	0- 0	AWAY	0- 0	2- 0	1- 0				
0- 0	0- 0	0- 0	NEUTRAL	0- 0	0- 0	0- 0				
14- 5	0- 0	0- 1	CONFERENCE	2- 0	1- 1	11- 3				
9- 0	0- 0	0- 0	HOME	1- 0	1- 0	7- 0				
5- 4	0- 0	0- 1	AWAY	1- 0	0- 1	4- 2				
0- 1	0- 0	0- 0	NEUTRAL	0- 0	0- 0	0- 1				

[illegible]

Non-Div I Games:

New Mexico

■ Loss, ■ Non-Conf, S Site, H Home A Away N Neutral

Average RPI Win: 278		WON-LOST	WINNING	LAST 10	STRENGTH OF	OPP. STRENGTH	TEAM	ADJ.	CONF.	ADJ CONF.
Average RPI Loss: 143		RECORD	PCT. RANK	GAMES	SCHEDULE	OF SCHEDULE	RPI	RPI	RPI	RPI
DIV. I ONLY		22- 6	35	1- 0	325	332	138	138	30	30
DIV. I NON-CONF.		6- 5	143	0- 0	185	310	153	153	30	30
TOTALS		RPI 1-25	RPI 26-50	W-L RECORDS	RPI 51-100	RPI 101-150	RPI 150+			
22- 6	0- 0		0- 0	OVERALL	0- 2	0- 2	22- 2			
9- 2	0- 0		0- 0	HOME	0- 1	0- 1	9- 0			
11- 3	0- 0		0- 0	AWAY	0- 1	0- 0	11- 2			
2- 1	0- 0		0- 0	NEUTRAL	0- 0	0- 1	2- 0			
6- 5	0- 0		0- 0	NON-CONFERENCE	0- 2	0- 2	6- 1			
1- 2	0- 0		0- 0	HOME	0- 1	0- 1	1- 0			
4- 2	0- 0		0- 0	AWAY	0- 1	0- 0	4- 1			
1- 1	0- 0		0- 0	NEUTRAL	0- 0	0- 1	1- 0			
16- 1	0- 0		0- 0	CONFERENCE	0- 0	0- 0	16- 1			
8- 0	0- 0		0- 0	HOME	0- 0	0- 0	8- 0			
7- 1	0- 0		0- 0	AWAY	0- 0	0- 0	7- 1			
1- 0	0- 0		0- 0	NEUTRAL	0- 0	0- 0	1- 0			

[illegible]

Non-Div I Games:	Tex. Permian Basin	70	38	Northern N.M.	101	51
------------------	--------------------	----	----	---------------	-----	----

New Mexico St.

■ Loss, ■ Non-Conf, S Site, H Home A Away N Neutral

New Orleans

Through Games Of March 13, 2019

Average RPI Win:	302	WON-LOST	WINNING	LAST 10	STRENGTH OF	OPP. STRENGTH	TEAM	ADJ.	CONF.	ADJ CONF.
Average RPI Loss:	176	RECORD	PCT. RANK	GAMES	SCHEDULE	OF SCHEDULE	RPI	RPI	RPI	RPI
DIV. I ONLY	9- 15	241	0- 0	320	277	283	283	25	25	
DIV. I NON-CONF.	1- 5	311	0- 0	191	66	256	256	23	23	
TOTALS	RPI 1-25	RPI 26-50	W-L RECORDS	RPI 51-100	RPI 101-150	RPI 150+				
9- 15	0- 1	0- 1	OVERALL	0- 2	0- 2	9- 9				
5- 5	0- 0	0- 0	HOME	0- 1	0- 1	5- 3				
4- 10	0- 1	0- 1	AWAY	0- 1	0- 1	4- 6				
0- 0	0- 0	0- 0	NEUTRAL	0- 0	0- 0	0- 0				
1- 5	0- 1	0- 1	NON-CONFERENCE	0- 0	0- 1	1- 2				
0- 1	0- 0	0- 0	HOME	0- 0	0- 0	0- 1				
1- 4	0- 1	0- 1	AWAY	0- 0	0- 1	1- 1				
0- 0	0- 0	0- 0	NEUTRAL	0- 0	0- 0	0- 0				
8- 10	0- 0	0- 0	CONFERENCE	0- 2	0- 1	8- 7				
5- 4	0- 0	0- 0	HOME	0- 1	0- 1	5- 2				
3- 6	0- 0	0- 0	AWAY	0- 1	0- 0	3- 5				
0- 0	0- 0	0- 0	NEUTRAL	0- 0	0- 0	0- 0				

RPI S	Opponent	Score	RPI S	Opponent	Score	RPI S	Opponent	Score	RPI S	Opponent	Score	Team's RPI: 283
18	A Miami (FL)	38 78	35	A Rice	56 67	53	H Lamar University	57 79	127	A Pittsburgh	38 90	
						62	A SFA	38 97	144	H Abilene Christian	52 59	
									156	A Nicholls St.	58 66	
									156	H Nicholls St.	62 76	
									173	A Sam Houston St.	62 86	
									215	A Xavier	45 61	
									232	A Memphis	66 59	
									275	A A&M-Corpus Christi	51 57	
									275	H A&M-Corpus Christi	56 54	
									285	H Central Ark.	60 62	
									299	H La.-Monroe	44 57	
									308	A Incarnate Word	69 81	
									308	H Incarnate Word	58 55	
									312	A McNeese	64 60	
									312	H McNeese	88 76	
									315	A Northwestern St.	67 62	
									315	H Northwestern St.	84 73	
									324	A Southeastern La.	61 58	
									324	H Southeastern La.	46 45	
									332	A Houston Baptist	74 83	
LAST 12 Division I GAMES:												
324	H	Southeastern La.	46	45	156	H	Nicholls St.	62	76			
156	A	Nicholls St.	58	66	315	H	Northwestern St.	84	73			
173	A	Sam Houston St.	62	86	308	H	Incarnate Word	58	55			
312	A	McNeese	64	60	315	A	Northwestern St.	67	62			
324	A	Southeastern La.	61	58	308	A	Incarnate Word	69	81			
275	H	A&M-Corpus Christi	56	54	285	H	Central Ark.	60	62			

Non-Div I Games: Dillard 68 59 Centenary (LA) 104 42 Trinity Baptist 93 38

New Orleans

Loss, Non-Conf, S Site, H Home A Away N Neutral

## Niagara

Through Games Of March 13, 2019

Average RPI Win:	296	WON-LOST	WINNING	LAST 10	STRENGTH OF	OPP. STRENGTH	TEAM	ADJ.	CONF.	ADJ CONF.
Average RPI Loss:	159	RECORD	PCT. RANK	GAMES	SCHEDULE	OF SCHEDULE	RPI	RPI	RPI	RPI
DIV. I ONLY	12- 19	236	0- 1	276	247	273	273	26	26	
DIV. I NON-CONF.	4- 8	241	0- 0	195	140	255	255	27	27	
TOTALS	RPI 1-25	RPI 26-50	W-L RECORDS	RPI 51-100	RPI 101-150	RPI 150+				
12- 19	0- 2	0- 3	OVERALL	0- 1	0- 3	12- 10				
8- 6	0- 0	0- 1	HOME	0- 0	0- 1	8- 4				
3- 11	0- 2	0- 2	AWAY	0- 1	0- 1	3- 5				
1- 2	0- 0	0- 0	NEUTRAL	0- 0	0- 1	1- 1				
4- 8	0- 2	0- 1	NON-CONFERENCE	0- 1	0- 1	4- 3				
3- 2	0- 0	0- 0	HOME	0- 0	0- 0	3- 2				
0- 5	0- 2	0- 1	AWAY	0- 1	0- 0	0- 1				
1- 1	0- 0	0- 0	NEUTRAL	0- 0	0- 1	1- 0				
8- 11	0- 0	0- 2	CONFERENCE	0- 0	0- 2	8- 7				
5- 4	0- 0	0- 1	HOME	0- 0	0- 1	5- 2				
3- 6	0- 0	0- 1	AWAY	0- 0	0- 1	3- 4				
0- 1	0- 0	0- 0	NEUTRAL	0- 0	0- 0	0- 1				

RPI 1-25				RPI 26-50				RPI 51-100				RPI 101+ Team's RPI: 273			
RPI	S	Opponent	Score	RPI	S	Opponent	Score	RPI	S	Opponent	Score	RPI	S	Opponent	Score
10	A	Syracuse	45 94	36	A	Buffalo	61 88	78	A	West Virginia	32 84	119	A	Marist	69 82
11	A	Iowa St.	35 95	39	A	Quinnipiac	42 62					119	H	Marist	58 87
				39	H	Quinnipiac	55 96					136	N	Yale	64 67
												171	H	Rider	64 79
												214	A	Monmouth	54 76
												214	H	Monmouth	81 88
												222	H	Howard	61 68
												234	A	Saint Joseph's	54 68
												247	H	Colgate	74 69
												251	H	Binghamton	79 72
												261	H	St. Bonaventure	48 76
												263	A	Manhattan	58 54
												263	H	Manhattan	61 51
												276	A	Siena	61 67
												282	A	Fairfield	54 55
												282	H	Fairfield	71 68
												282	N	Fairfield	69 74
												287	A	Canisius	51 52
												287	H	Canisius	74 52
												310	N	Morgan St.	67 57
												314	H	Coppin St.	71 69
												323	A	Iona	58 46
												323	H	Iona	72 53
												347	A	Saint Peter's	75 66
												347	H	Saint Peter's	81 57
LAST 12 Division I GAMES:															
				282	N	Fairfield	69 74					214	H	Monmouth	81 88
				310	N	Morgan St.	67 57					276	A	Siena	61 67
				136	N	Yale	64 67					287	H	Canisius	74 52
				119	A	Marist	69 82					282	A	Fairfield	54 55
				287	A	Canisius	51 52					39	A	Quinnipiac	42 62
				171	H	Rider	64 79					323	H	Iona	72 53

Non-Div I Games:

Niagara

■ Loss, 
 ■ Non-Conf, 
 ■ S Site, 
 ■ Home 
 ■ A Away 
 N Neutral



Average RPI Win: <b>292</b>	WON-LOST	WINNING	LAST 10	STRENGTH OF	OPP. STRENGTH	TEAM	ADJ.	CONF.	ADJ CONF.
Average RPI Loss: <b>116</b>	RECORD	PCT. RANK	GAMES	SCHEDULE	OF SCHEDULE	RPI	RPI	RPI	RPI
DIV. I ONLY	18- 10	99	0- 1	321	258	156	156	25	25
DIV. I NON-CONF.	4- 6	212	0- 1	194	89	163	163	23	23
TOTALS	RPI 1-25	RPI 26-50	W-L RECORDS	RPI 51-100	RPI 101-150	RPI 150+			
18- 10	0- 1	0- 1	OVERALL	0- 3	0- 2	18- 3			
9- 1	0- 0	0- 0	HOME	0- 0	0- 0	9- 1			
8- 8	0- 1	0- 1	AWAY	0- 3	0- 1	8- 2			
1- 1	0- 0	0- 0	NEUTRAL	0- 0	0- 1	1- 0			
4- 6	0- 1	0- 1	NON-CONFERENCE	0- 1	0- 1	4- 2			
1- 0	0- 0	0- 0	HOME	0- 0	0- 0	1- 0			
2- 5	0- 1	0- 1	AWAY	0- 1	0- 0	2- 2			
1- 1	0- 0	0- 0	NEUTRAL	0- 0	0- 1	1- 0			
14- 4	0- 0	0- 0	CONFERENCE	0- 2	0- 1	14- 1			
8- 1	0- 0	0- 0	HOME	0- 0	0- 0	8- 1			
6- 3	0- 0	0- 0	AWAY	0- 2	0- 1	6- 0			
0- 0	0- 0	0- 0	NEUTRAL	0- 0	0- 0	0- 0			

RPI 1-25				RPI 26-50				RPI 51-100				RPI 101+ Team's RPI: 156			
RPI	S	Opponent	Score	RPI	S	Opponent	Score	RPI	S	Opponent	Score	RPI	S	Opponent	Score
2	A	Baylor	39 <b>100</b>	48	A	Auburn	59 <b>80</b>	53	A	Lamar University	65 <b>78</b>	126	N	Delaware	56 <b>71</b>
								62	A	SFA	62 <b>70</b>	144	A	Abilene Christian	66 <b>76</b>
								86	A	LSU	44 <b>76</b>	163	A	Texas St.	67 <b>72</b>
												167	A	Tulane	46 <b>71</b>
												173	H	Sam Houston St.	84 81
												227	N	Texas Southern	58 57
												256	A	UTEP	58 56
												275	H	A&M-Corpus Christi	85 55
												283	A	New Orleans	76 62
												283	H	New Orleans	66 58
												285	A	Central Ark.	64 60
												285	H	Central Ark.	68 52
												299	A	La.-Monroe	55 54
												308	H	Incarinate Word	86 62
												312	A	McNeese	78 55
												312	H	McNeese	68 <b>69</b>
												315	A	Northwestern St.	89 67
												315	H	Northwestern St.	97 86
												324	A	Southeastern La.	73 66
												324	H	Southeastern La.	72 55
												329	H	Mississippi Val.	72 47
												332	A	Houston Baptist	58 55
												332	H	Houston Baptist	77 54
LAST 12 Division I GAMES:															
126	N	Delaware	56 <b>71</b>	285	H	Central Ark.	68 52								
163	A	Texas St.	67 <b>72</b>	173	H	Sam Houston St.	84 81								
324	H	Southeastern La.	72 55	332	A	Houston Baptist	58 55								
315	A	Northwestern St.	89 67	144	A	Abilene Christian	66 <b>76</b>								
283	H	New Orleans	66 58	283	A	New Orleans	76 62								
312	A	McNeese	78 55	324	A	Southeastern La.	73 66								

Non-Div I Games: Southern-N.O. 86 49 William Carey 86 45

Nicholls St.

■ Loss, 
 ■ Non-Conf, S Site, 
 ■ Home 
 ■ Away 
 N Neutral

Average RPI Win:	297	WON-LOST	WINNING	LAST 10	STRENGTH OF	OPP. STRENGTH	TEAM	ADJ.	CONF.	ADJ CONF.
Average RPI Loss:	204	RECORD	PCT. RANK	GAMES	SCHEDULE	OF SCHEDULE	RPI	RPI	RPI	RPI
DIV. I ONLY	13- 14	188	1- 0	340	324	276	276	32	32	
DIV. I NON-CONF.	3- 8	267	1- 0	265	190	294	294	32	32	
TOTALS	RPI 1-25	RPI 26-50	W-L RECORDS	RPI 51-100	RPI 101-150	RPI 150+				
13- 14	0- 0	0- 0	OVERALL	0- 1	0- 3	13- 10				
7- 5	0- 0	0- 0	HOME	0- 0	0- 0	7- 5				
5- 9	0- 0	0- 0	AWAY	0- 1	0- 3	5- 5				
1- 0	0- 0	0- 0	NEUTRAL	0- 0	0- 0	1- 0				
3- 8	0- 0	0- 0	NON-CONFERENCE	0- 1	0- 3	3- 4				
2- 2	0- 0	0- 0	HOME	0- 0	0- 0	2- 2				
0- 6	0- 0	0- 0	AWAY	0- 1	0- 3	0- 2				
1- 0	0- 0	0- 0	NEUTRAL	0- 0	0- 0	1- 0				
10- 6	0- 0	0- 0	CONFERENCE	0- 0	0- 0	10- 6				
5- 3	0- 0	0- 0	HOME	0- 0	0- 0	5- 3				
5- 3	0- 0	0- 0	AWAY	0- 0	0- 0	5- 3				
0- 0	0- 0	0- 0	NEUTRAL	0- 0	0- 0	0- 0				

RPI 1-25			RPI 26-50			RPI 51-100			RPI 101+			Team's RPI: 276
RPI	S	Opponent	Score	RPI	S	Opponent	Score	RPI	S	Opponent	Score	
						95 A High Point	51 83	103 A		Old Dominion	53 69	
								125 A		Lehigh	41 62	
								148 A		Wake Forest	61 63	
								161 H		William & Mary	44 55	
								185 N		Liberty	66 53	
								196 H		N.C. A&T	44 49	
								202 H		UMES	43 59	
								210 H		Campbell	49 57	
								220 A		Bethune-Cookman	58 65	
								220 H		Bethune-Cookman	57 50	
								222 A		Howard	70 74	
								222 H		Howard	74 59	
								239 A		Ole Miss	42 60	
								255 H		Navy	65 58	
								284 A		La Salle	52 62	
								300 A		South Carolina St.	57 50	
								310 A		Morgan St.	64 49	
								314 A		Coppin St.	68 63	
								314 H		Coppin St.	51 54	
								334 H		N.C. Central	62 48	
								338 H		Longwood	74 42	
								340 A		Delaware St.	56 59	
								340 H		Delaware St.	63 50	
								345 A		Savannah St.	78 42	
								346 A		Florida A&M	69 45	
								346 H		Florida A&M	60 58	
LAST 12 Division I GAMES:												
						185 N	Liberty	66 53				
						222 H	Howard	74 59				
						340 A	Delaware St.	56 59				
						314 H	Coppin St.	51 54				
						310 A	Morgan St.	64 49				
						196 H	N.C. A&T	44 49				
						334 H	N.C. Central	62 48				
						346 A	Florida A&M	69 45				
						220 A	Bethune-Cookman	58 65				
						222 A	Howard	70 74				
						202 H	UMES	43 59				
						300 A	South Carolina St.	57 50				

Non-Div I Games: Cheyney 93 40 Saint Augustine's 71 38

Norfolk St.

■ Loss, 
 ■ Non-Conf, 
 ■ S Site, 
 ■ Home 
 ■ A Away 
 N Neutral

Average RPI Win:	276	WON-LOST	WINNING	LAST 10	STRENGTH OF	OPP. STRENGTH	TEAM	ADJ.	CONF.	ADJ CONF.
Average RPI Loss:	181	RECORD	PCT. RANK	GAMES	SCHEDULE	OF SCHEDULE	RPI	RPI	RPI	RPI
DIV. I ONLY	15- 8	93	0- 1	347	267	201	201	24	24	
DIV. I NON-CONF.	5- 1	37	0- 0	351	245	194	194	26	26	
TOTALS	RPI 1-25	RPI 26-50	W-L RECORDS	RPI 51-100	RPI 101-150	RPI 150+				
15- 8	0- 0	0- 0	OVERALL	0- 2	0- 0	15- 6				
7- 3	0- 0	0- 0	HOME	0- 1	0- 0	7- 2				
6- 5	0- 0	0- 0	AWAY	0- 1	0- 0	6- 4				
2- 0	0- 0	0- 0	NEUTRAL	0- 0	0- 0	2- 0				
5- 1	0- 0	0- 0	NON-CONFERENCE	0- 0	0- 0	5- 1				
1- 0	0- 0	0- 0	HOME	0- 0	0- 0	1- 0				
2- 1	0- 0	0- 0	AWAY	0- 0	0- 0	2- 1				
2- 0	0- 0	0- 0	NEUTRAL	0- 0	0- 0	2- 0				
10- 7	0- 0	0- 0	CONFERENCE	0- 2	0- 0	10- 5				
6- 3	0- 0	0- 0	HOME	0- 1	0- 0	6- 2				
4- 4	0- 0	0- 0	AWAY	0- 1	0- 0	4- 3				
0- 0	0- 0	0- 0	NEUTRAL	0- 0	0- 0	0- 0				

RPI 1-25			RPI 26-50			RPI 51-100			RPI 101+ Team's RPI: 201		
RPI	S	Opponent	Score	RPI	S	Opponent	Score	RPI	S	Opponent	Score
						64 A FGCU	51 76	185 A Liberty		48 61	
						64 H FGCU	52 68	185 H Liberty		57 61	
								206 A Vanderbilt		74 71	
								208 A Stetson		59 69	
								208 H Stetson		71 55	
								215 A Xavier		81 94	
								233 A Jacksonville		62 59	
								233 H Jacksonville		68 59	
								236 A North Florida		70 64	
								236 H North Florida		77 62	
								236 H North Florida		53 55	
								243 N Southeast Mo. St.		80 67	
								267 H Alabama St.		68 42	
								291 A Kennesaw St.		72 74	
								291 H Kennesaw St.		80 55	
								325 A NJIT		77 54	
								325 H NJIT		72 60	
								329 A Mississippi Val.		86 72	
								330 A Lipscomb		81 60	
								330 H Lipscomb		71 50	
								342 N Western Caro.		89 66	
LAST 12 Division I GAMES:											
236 H		North Florida	53 55	185 H		Liberty	57 61				
185 A		Liberty	48 61	236 H		North Florida	77 62				
330 H		Lipscomb	71 50	64 A		FGCU	51 76				
233 H		Jacksonville	68 59	330 A		Lipscomb	81 60				
208 A		Stetson	59 69	325 A		NJIT	77 54				
291 A		Kennesaw St.	72 74	291 H		Kennesaw St.	80 55				

Non-Div I Games: Stillman 99 43 Martin Methodist 79 48 Lane 98 57 Blue Mountain (MS) 70 42 North Ala.

## North Carolina

Through Games Of March 13, 2019

Average RPI Win:	104	WON-LOST	WINNING	LAST 10	STRENGTH OF	OPP. STRENGTH	TEAM	ADJ.	CONF.	ADJ CONF.
Average RPI Loss:	53	RECORD	PCT. RANK	GAMES	SCHEDULE	OF SCHEDULE	RPI	RPI	RPI	RPI
DIV. I ONLY	18- 14	138	1- 0	9	10	37	37	1	1	
DIV. I NON-CONF.	9- 5	104	0- 0	38	81	50	50	1	1	
TOTALS	RPI 1-25	RPI 26-50	W-L RECORDS	RPI 51-100	RPI 101-150	RPI 150+				
18- 14	2- 7	3- 1	OVERALL	6- 4	4- 1	3- 1				
10- 4	1- 2	0- 0	HOME	4- 2	3- 0	2- 0				
4- 7	1- 3	1- 0	AWAY	1- 2	0- 1	1- 1				
4- 3	0- 2	2- 1	NEUTRAL	1- 0	1- 0	0- 0				
9- 5	0- 1	2- 1	NON-CONFERENCE	2- 2	2- 0	3- 1				
5- 1	0- 0	0- 0	HOME	2- 1	1- 0	2- 0				
1- 2	0- 0	0- 0	AWAY	0- 1	0- 0	1- 1				
3- 2	0- 1	2- 1	NEUTRAL	0- 0	1- 0	0- 0				
9- 9	2- 6	1- 0	CONFERENCE	4- 2	2- 1	0- 0				
5- 3	1- 2	0- 0	HOME	2- 1	2- 0	0- 0				
3- 5	1- 3	1- 0	AWAY	1- 1	0- 1	0- 0				
1- 1	0- 1	0- 0	NEUTRAL	1- 0	0- 0	0- 0				

RPI 1-25				RPI 26-50				Team's RPI: 37	RPI 51-100				RPI 101+			
RPI	S	Opponent	Score	RPI	S	Opponent	Score		RPI	S	Opponent	Score	RPI	S	Opponent	Score
1	H	Notre Dame	78 73	34	N	UCLA	83 49		60	H	Maine	73 85	114	H	UNCW	82 55
1	N	Notre Dame	77 95	35	N	Rice	71 50		66	H	Georgia Tech	91 90	115	N	South Fla.	71 69
3	A	Louisville	66 73	48	N	Auburn	81 86		66	N	Georgia Tech	80 73	127	A	Pittsburgh	78 91
9	A	NC State	64 51	49	A	Clemson	70 64		72	A	Virginia Tech	81 69	133	H	Boston College	93 78
9	H	NC State	69 74						77	A	Duke	44 62	148	H	Wake Forest	84 61
10	A	Syracuse	77 90						77	H	Duke	69 85	175	A	Colorado	74 86
18	A	Miami (FL)	68 76						84	H	Kent St.	73 60	222	H	Howard	85 63
21	H	Florida St.	63 64						90	H	VCU	59 47	237	A	Elon	100 69
22	N	Kentucky	75 85						96	H	Virginia	70 53	307	H	UNC Greensboro	83 62
LAST 12 Division I GAMES:																
66	N	Georgia Tech	80 73	127	A	Pittsburgh	78 91									
1	N	Notre Dame	77 95	49	A	Clemson	70 64									
77	A	Duke	44 62	77	H	Duke	69 85									
9	H	NC State	69 74	9	A	NC State	64 51									
133	H	Boston College	93 78	66	H	Georgia Tech	91 90									
96	H	Virginia	70 53	1	H	Notre Dame	78 73									

Non-Div I Games:

North Carolina

■ Loss, 
 ■ Non-Conf, S Site, 
 ■ Home 
 ■ Away 
 N Neutral

# North Dakota

Through Games Of March 13, 2019

Average RPI Win:	273	WON-LOST	WINNING	LAST 10	STRENGTH OF	OPP. STRENGTH	TEAM	ADJ.	CONF.	ADJ CONF.
Average RPI Loss:	133	RECORD	PCT. RANK	GAMES	SCHEDULE	OF SCHEDULE	RPI	RPI	RPI	RPI
DIV. I ONLY	11- 19	243	1- 1	217	176	224	224	19	19	
DIV. I NON-CONF.	4- 8	241	0- 0	232	97	204	204	18	18	
TOTALS	RPI 1-25	RPI 26-50	W-L RECORDS	RPI 51-100	RPI 101-150	RPI 150+				
11- 19	0- 2	0- 5	OVERALL	0- 1	0- 2	11- 9				
3- 6	0- 0	0- 2	HOME	0- 0	0- 0	3- 4				
5- 12	0- 2	0- 2	AWAY	0- 1	0- 2	5- 5				
3- 1	0- 0	0- 1	NEUTRAL	0- 0	0- 0	3- 0				
4- 8	0- 2	0- 0	NON-CONFERENCE	0- 1	0- 2	4- 3				
0- 1	0- 0	0- 0	HOME	0- 0	0- 0	0- 1				
2- 7	0- 2	0- 0	AWAY	0- 1	0- 2	2- 2				
2- 0	0- 0	0- 0	NEUTRAL	0- 0	0- 0	2- 0				
7- 11	0- 0	0- 5	CONFERENCE	0- 0	0- 0	7- 6				
3- 5	0- 0	0- 2	HOME	0- 0	0- 0	3- 3				
3- 5	0- 0	0- 2	AWAY	0- 0	0- 0	3- 3				
1- 1	0- 0	0- 1	NEUTRAL	0- 0	0- 0	1- 0				

RPI	S	Opponent	Score	RPI	S	Opponent	Score	RPI	S	Opponent	Score	RPI	S	Opponent	Score	Team's RPI: 224
10	A	Syracuse	49 85	27	A	South Dakota St.	58 81	91	A	UNI	60 64	140	A	Illinois St.	55 67	
11	A	Iowa St.	35 87	27	H	South Dakota St.	48 66					145	A	Penn St.	68 75	
				40	A	South Dakota	54 87					159	A	Oral Roberts	75 67	
				40	H	South Dakota	50 80					159	H	Oral Roberts	58 80	
				40	N	South Dakota	61 84					166	A	Denver	66 87	
												166	H	Denver	91 92	
												166	N	Denver	80 67	
												198	H	Milwaukee	46 64	
												204	A	Massachusetts	59 52	
												208	A	Stetson	63 74	
												242	A	Western Ill.	90 111	
												242	H	Western Ill.	80 92	
												252	N	San Francisco	100 97	
												258	A	Rhode Island	63 77	
												268	N	Western Mich.	62 50	
												311	A	Valparaiso	62 56	
												322	A	North Dakota St.	57 69	
												322	H	North Dakota St.	70 58	
												326	A	Omaha	69 68	
												326	H	Omaha	68 57	
												335	A	Purdue Fort Wayne	74 58	
												335	H	Purdue Fort Wayne	79 60	
LAST 12 Division I GAMES:																
		166	N	Denver	80	67				27	A	South Dakota St.	58	81		
		40	N	South Dakota	61	84				322	H	North Dakota St.	70	58		
		40	A	South Dakota	54	87				326	A	Omaha	69	68		
		335	A	Purdue Fort Wayne	74	58				242	A	Western Ill.	90	111		
		166	H	Denver	91	92				40	H	South Dakota	50	80		
		159	H	Oral Roberts	58	80				322	A	North Dakota St.	57	69		

Non-Div I Games: Mayville St. 84 50

North Dakota

Loss, Non-Conf, S Site, H Home A Away N Neutral

Average RPI Win:	293	WON-LOST	WINNING	LAST 10	STRENGTH OF	OPP. STRENGTH	TEAM	ADJ.	CONF.	ADJ CONF.
Average RPI Loss:	160	RECORD	PCT. RANK	GAMES	SCHEDULE	OF SCHEDULE	RPI	RPI	RPI	RPI
DIV. I ONLY	6- 22	311	0- 1	259	208	322	322	19	19	
DIV. I NON-CONF.	2- 9	297	0- 0	300	208	333	333	18	18	
TOTALS	RPI 1-25	RPI 26-50	W-L RECORDS	RPI 51-100	RPI 101-150	RPI 150+				
6- 22	0- 0	0- 5	OVERALL	0- 2	0- 1	6- 14				
5- 7	0- 0	0- 2	HOME	0- 1	0- 0	5- 4				
1- 12	0- 0	0- 2	AWAY	0- 1	0- 1	1- 8				
0- 3	0- 0	0- 1	NEUTRAL	0- 0	0- 0	0- 2				
2- 9	0- 0	0- 0	NON-CONFERENCE	0- 2	0- 1	2- 6				
1- 3	0- 0	0- 0	HOME	0- 1	0- 0	1- 2				
1- 4	0- 0	0- 0	AWAY	0- 1	0- 1	1- 2				
0- 2	0- 0	0- 0	NEUTRAL	0- 0	0- 0	0- 2				
4- 13	0- 0	0- 5	CONFERENCE	0- 0	0- 0	4- 8				
4- 4	0- 0	0- 2	HOME	0- 0	0- 0	4- 2				
0- 8	0- 0	0- 2	AWAY	0- 0	0- 0	0- 6				
0- 1	0- 0	0- 1	NEUTRAL	0- 0	0- 0	0- 0				

RPI 1-25				RPI 26-50				RPI 51-100				RPI 101+ Team's RPI: 322			
RPI	S	Opponent	Score	RPI	S	Opponent	Score	RPI	S	Opponent	Score	RPI	S	Opponent	Score
				27	A	South Dakota St.	33 86	93	H	Creighton	51 86	123	A	Northern Ill.	63 81
				27	H	South Dakota St.	48 88	99	A	Pacific	68 75	159	A	Oral Roberts	72 101
				40	A	South Dakota	57 76					159	H	Oral Roberts	54 65
				40	H	South Dakota	41 67					166	A	Denver	54 81
				40	N	South Dakota	51 74					166	H	Denver	67 87
												177	N	North Texas	78 92
												186	A	Wisconsin	53 64
												198	H	Milwaukee	55 57
												208	A	Stetson	59 60
												224	A	North Dakota	58 70
												224	H	North Dakota	69 57
												231	H	UMKC	59 69
												242	A	Western Ill.	70 82
												242	H	Western Ill.	68 60
												252	N	San Francisco	42 75
												311	A	Valparaiso	51 48
												317	H	New Hampshire	56 51
												326	A	Omaha	61 78
												326	H	Omaha	55 48
												335	A	Purdue Fort Wayne	46 66
												335	H	Purdue Fort Wayne	70 54
LAST 12 Division I GAMES:															
				40	N	South Dakota	51 74	166	H	Denver	67 87				
				335	A	Purdue Fort Wayne	46 66	224	A	North Dakota	58 70				
				40	A	South Dakota	57 76	242	A	Western Ill.	70 82				
				326	H	Omaha	55 48	159	A	Oral Roberts	72 101				
				27	H	South Dakota St.	48 88	27	A	South Dakota St.	33 86				
				159	H	Oral Roberts	54 65	224	H	North Dakota	69 57				

Non-Div I Games: Mayville St. 49 43

North Dakota St.

# North Florida

Through Games Of March 13, 2019

Average RPI Win:	281	WON-LOST	WINNING	LAST 10	STRENGTH OF	OPP. STRENGTH	TEAM	ADJ.	CONF.	ADJ CONF.
Average RPI Loss:	177	RECORD	PCT. RANK	GAMES	SCHEDULE	OF SCHEDULE	RPI	RPI	RPI	RPI
DIV. I ONLY	13- 14	188	1- 0	302	285	236	236	24	24	
DIV. I NON-CONF.	3- 6	241	0- 0	323	255	326	326	26	26	
TOTALS	RPI 1-25	RPI 26-50	W-L RECORDS	RPI 51-100	RPI 101-150	RPI 150+				
13- 14	0- 1	0- 1	OVERALL	0- 2	0- 0	13- 10				
8- 4	0- 0	0- 0	HOME	0- 1	0- 0	8- 3				
5- 10	0- 1	0- 1	AWAY	0- 1	0- 0	5- 7				
0- 0	0- 0	0- 0	NEUTRAL	0- 0	0- 0	0- 0				
3- 6	0- 1	0- 1	NON-CONFERENCE	0- 0	0- 0	3- 4				
3- 1	0- 0	0- 0	HOME	0- 0	0- 0	3- 1				
0- 5	0- 1	0- 1	AWAY	0- 0	0- 0	0- 3				
0- 0	0- 0	0- 0	NEUTRAL	0- 0	0- 0	0- 0				
10- 8	0- 0	0- 0	CONFERENCE	0- 2	0- 0	10- 6				
5- 3	0- 0	0- 0	HOME	0- 1	0- 0	5- 2				
5- 5	0- 0	0- 0	AWAY	0- 1	0- 0	5- 4				
0- 0	0- 0	0- 0	NEUTRAL	0- 0	0- 0	0- 0				

RPI 1-25				RPI 26-50				RPI 51-100				RPI 101+				Team's RPI: 236	
RPI	S	Opponent	Score	RPI	S	Opponent	Score	RPI	S	Opponent	Score	RPI	S	Opponent	Score		
21	A	Florida St.	53 74	47	A	Indiana	52 75	64	A	FGCU	48 80	185	A	Liberty	51 65		
								64	H	FGCU	66 105	185	A	Liberty	53 69		
												185	H	Liberty	66 54		
												201	A	North Ala.	62 77		
												201	A	North Ala.	55 53		
												201	H	North Ala.	64 70		
												208	A	Stetson	75 62		
												208	H	Stetson	71 57		
												220	A	Bethune-Cookman	60 76		
												233	A	Jacksonville	63 75		
												233	H	Jacksonville	72 80		
												239	A	Ole Miss	69 82		
												279	A	Colorado St.	59 61		
												291	A	Kennesaw St.	71 60		
												291	H	Kennesaw St.	74 66		
												293	H	Charleston So.	82 76		
												301	H	Alabama A&M	62 63		
												320	H	FIU	62 53		
												325	A	NJIT	78 59		
												325	H	NJIT	54 46		
												330	A	Lipscomb	68 53		
												330	H	Lipscomb	72 66		
												346	H	Florida A&M	64 53		
LAST 12 Division I GAMES:																	
201	A	North Ala.	55 53	325	A	NJIT	78 59										
185	A	Liberty	51 65	291	H	Kennesaw St.	74 66										
325	H	NJIT	54 46	201	A	North Ala.	62 77										
208	A	Stetson	75 62	330	H	Lipscomb	72 66										
185	H	Liberty	66 54	291	A	Kennesaw St.	71 60										
233	A	Jacksonville	63 75	64	A	FGCU	48 80										

Non-Div I Games: Warner 67 36 Trinity Baptist 99 40

North Florida

Loss, Non-Conf, S Site, H Home A Away N Neutral

# North Texas

Through Games Of March 13, 2019

Average RPI Win:	220	WON-LOST	WINNING	LAST 10	STRENGTH OF	OPP. STRENGTH	TEAM	ADJ.	CONF.	ADJ CONF.
Average RPI Loss:	125	RECORD	PCT. RANK	GAMES	SCHEDULE	OF SCHEDULE	RPI	RPI	RPI	RPI
DIV. I ONLY	12- 14	202	1- 0	129	137	177	177	14	14	
DIV. I NON-CONF.	4- 5	190	0- 0	175	143	219	219	17	17	
TOTALS	RPI 1-25	RPI 26-50	W-L RECORDS	RPI 51-100	RPI 101-150	RPI 150+				
12- 14	0- 0	0- 4	OVERALL	1- 2	2- 3	9- 5				
7- 6	0- 0	0- 2	HOME	1- 0	1- 2	5- 2				
3- 7	0- 0	0- 2	AWAY	0- 1	1- 1	2- 3				
2- 1	0- 0	0- 0	NEUTRAL	0- 1	0- 0	2- 0				
4- 5	0- 0	0- 2	NON-CONFERENCE	1- 1	0- 0	3- 2				
3- 2	0- 0	0- 1	HOME	1- 0	0- 0	2- 1				
0- 2	0- 0	0- 1	AWAY	0- 0	0- 0	0- 1				
1- 1	0- 0	0- 0	NEUTRAL	0- 1	0- 0	1- 0				
8- 9	0- 0	0- 2	CONFERENCE	0- 1	2- 3	6- 3				
4- 4	0- 0	0- 1	HOME	0- 0	1- 2	3- 1				
3- 5	0- 0	0- 1	AWAY	0- 1	1- 1	2- 2				
1- 0	0- 0	0- 0	NEUTRAL	0- 0	0- 0	1- 0				

RPI S	Opponent	Score	RPI S	Opponent	Score	RPI S	Opponent	Score	RPI S	Opponent	Score	Team's RPI: 177
29	H Texas	54 64	61	N Wyoming	49 53	101	A UAB	60 70				
32	A Kansas St.	42 60	68	A Middle Tenn.	46 61	102	H Charlotte	68 63				
35	A Rice	52 64	70	H Missouri St.	83 76	103	H Old Dominion	71 72				
35	H Rice	47 59				105	A Western Ky.	76 67				
						105	H Western Ky.	66 71				
						172	A Louisiana Tech	65 54				
						182	H Utah St.	41 57				
						193	A Southern Miss.	62 48				
						193	N Southern Miss.	49 46				
						217	A Marshall	55 67				
						229	A SMU	66 73				
						256	A UTEP	51 59				
						256	H UTEP	70 51				
						266	H CSU Bakersfield	71 59				
						302	H UTSA	54 57				
						303	H Fla. Atlantic	82 62				
						320	H FIU	75 50				
						322	N North Dakota St.	92 78				
						332	H Houston Baptist	100 75				
LAST 12 Division I GAMES:												
193	N Southern Miss.	49 46	105	A Western Ky.	76 67							
256	A UTEP	51 59	217	A Marshall	55 67							
105	H Western Ky.	66 71	102	H Charlotte	68 63							
35	H Rice	47 59	103	H Old Dominion	71 72							
320	H FIU	75 50	68	A Middle Tenn.	46 61							
303	H Fla. Atlantic	82 62	101	A UAB	60 70							

Non-Div I Games: Mid-Amer. Christian82 35 Xavier (LA) 59 46 Okla. Panhandle 93 52

North Texas

Loss, Non-Conf, S Site, H Home A Away N Neutral



## Northeastern

Through Games Of March 13, 2019

Northwestern				Through Games Of March 10, 1915						
Average RPI Win:	191	WON-LOST	WINNING	LAST 10	STRENGTH OF	OPP. STRENGTH	TEAM	ADJ.	CONF.	ADJ CONF.
Average RPI Loss:	115	RECORD	PCT. RANK	GAMES	SCHEDULE	OF SCHEDULE	RPI	RPI	RPI	RPI
DIV. I ONLY	19- 10	87	1- 0	137	126	98	98	10	10	
DIV. I NON-CONF.	10- 1	17	0- 0	164	210	27	27	10	10	
-----										
TOTALS	RPI 1-25	RPI 26-50		W-L RECORDS		RPI 51-100	RPI 101-150	RPI 150+		
19- 10	0- 2	0- 0		OVERALL		2- 2	5- 4	12- 2		
12- 3	0- 1	0- 0		HOME		2- 1	3- 0	7- 1		
7- 7	0- 1	0- 0		AWAY		0- 1	2- 4	5- 1		
0- 0	0- 0	0- 0		NEUTRAL		0- 0	0- 0	0- 0		
10- 1	0- 0	0- 0		NON-CONFERENCE		2- 0	2- 1	6- 0		
6- 0	0- 0	0- 0		HOME		2- 0	0- 0	4- 0		
4- 1	0- 0	0- 0		AWAY		0- 0	2- 1	2- 0		
0- 0	0- 0	0- 0		NEUTRAL		0- 0	0- 0	0- 0		
9- 9	0- 2	0- 0		CONFERENCE		0- 2	3- 3	6- 2		
6- 3	0- 1	0- 0		HOME		0- 1	3- 0	3- 1		
3- 6	0- 1	0- 0		AWAY		0- 1	0- 3	3- 1		
0- 0	0- 0	0- 0		NEUTRAL		0- 0	0- 0	0- 0		

RPI 1-25				RPI 26-50				RPI 51-100 Team's RPI: 98				RPI 101+			
RPI	S	Opponent	Score	RPI	S	Opponent	Score	RPI	S	Opponent	Score	RPI	S	Opponent	Score
25	A	James Madison	49 84					60	H	Maine	63 55	114	A	UNCW	70 83
25	H	James Madison	51 58					63	A	Drexel	45 76	114	H	UNCW	83 54
								63	H	Drexel	59 61	118	A	Dayton	84 79
								82	H	Fordham	58 54	119	A	Marist	84 90
												121	A	Providence	65 59
												124	A	Towson	83 88
												124	H	Towson	77 68
												126	A	Delaware	63 77
												126	H	Delaware	75 62
												161	A	William & Mary	75 71
												161	H	William & Mary	88 74
												174	H	Boston U.	81 51
												204	H	Massachusetts	53 52
												213	A	Florida	79 66
												237	A	Elon	83 57
												237	H	Elon	79 71
												246	A	Hofstra	61 78
												246	H	Hofstra	62 63
												282	A	Fairfield	59 50
												296	A	Col. of Charleston	87 56
												296	H	Col. of Charleston	81 69
												298	H	Air Force	54 41
												317	H	New Hampshire	69 54
LAST 12 Division I GAMES:															
237	A	Elon	83 57	126	A	Delaware	63 77								
161	A	William & Mary	75 71	124	H	Towson	77 68								
296	H	Col. of Charleston	81 69	25	H	James Madison	51 58								
114	H	UNCW	83 54	114	A	UNCW	70 83								
246	H	Hofstra	62 63	296	A	Col. of Charleston	87 56								
63	A	Drexel	45 76	246	A	Hofstra	61 78								

Non-Div I Games:

Northeastern

■ Loss, 
 ■ Non-Conf, S Site, 
 ■ Home 
 ■ Away 
 N Neutral

## Northern Ariz.

Through Games Of March 13, 2019

Average RPI Win:	213	WON-LOST	WINNING	LAST 10	STRENGTH OF	OPP. STRENGTH	TEAM	ADJ.	CONF.	ADJ CONF.
Average RPI Loss:	152	RECORD	PCT. RANK	GAMES	SCHEDULE	OF SCHEDULE	RPI	RPI	RPI	RPI
DIV. I ONLY	13- 18	217	1- 1	237	142	221	221	16	16	
DIV. I NON-CONF.	4- 5	190	0- 0	253	84	201	201	13	13	
TOTALS	RPI 1-25	RPI 26-50	W-L RECORDS	RPI 51-100	RPI 101-150	RPI 150+				
13- 18	0- 0	0- 0	OVERALL	0- 5	5- 6	8- 7				
7- 6	0- 0	0- 0	HOME	0- 2	3- 2	4- 2				
5- 10	0- 0	0- 0	AWAY	0- 2	2- 4	3- 4				
1- 2	0- 0	0- 0	NEUTRAL	0- 1	0- 0	1- 1				
4- 5	0- 0	0- 0	NON-CONFERENCE	0- 2	2- 1	2- 2				
2- 1	0- 0	0- 0	HOME	0- 1	1- 0	1- 0				
2- 3	0- 0	0- 0	AWAY	0- 1	1- 1	1- 1				
0- 1	0- 0	0- 0	NEUTRAL	0- 0	0- 0	0- 1				
9- 13	0- 0	0- 0	CONFERENCE	0- 3	3- 5	6- 5				
5- 5	0- 0	0- 0	HOME	0- 1	2- 2	3- 2				
3- 7	0- 0	0- 0	AWAY	0- 1	1- 3	2- 3				
1- 1	0- 0	0- 0	NEUTRAL	0- 1	0- 0	1- 0				

RPI S	Opponent	Score	RPI S	Opponent	Score	RPI S	Opponent	Score	RPI S	Opponent	Score	Team's RPI: 221
						54	H New Mexico	55 84	106	A Loyola Marymount	63 62	
						79	A Arizona	47 71	108	A Idaho St.	81 77	
						87	A Idaho	72 90	108	H Idaho St.	69 80	
						87	H Idaho	69 86	109	A Portland St.	55 72	
						87	N Idaho	73 90	109	H Portland St.	59 74	
									120	H Fresno St.	86 73	
									128	A Northern Colo.	53 63	
									128	H Northern Colo.	79 68	
									134	A Washington	59 81	
									147	A Montana St.	70 80	
									147	H Montana St.	76 72	
									184	A Eastern Wash.	76 81	
									184	H Eastern Wash.	62 64	
									188	A Montana	62 78	
									188	H Montana	82 65	
									212	H California Baptist	91 88	
									229	N SMU	48 55	
									265	A Sacramento St.	61 65	
									265	H Sacramento St.	71 69	
									265	N Sacramento St.	74 69	
									271	A Southern Utah	78 69	
									271	H Southern Utah	76 82	
									279	A Colorado St.	54 65	
									313	A Weber St.	75 64	
									313	H Weber St.	74 64	
									337	A Seattle U	65 58	
LAST 12 Division I GAMES:												
			265	N Sacramento St.	74 69	184	A Eastern Wash.	76 81				
			87	N Idaho	73 90	87	A Idaho	72 90				
			229	N SMU	48 55	265	H Sacramento St.	71 69				
			128	H Northern Colo.	79 68	109	H Portland St.	59 74				
			188	H Montana	82 65	313	A Weber St.	75 64				
			147	H Montana St.	76 72	108	A Idaho St.	81 77				

Non-Div I Games:

Northern Ariz.

■ Loss, 
 ■ Non-Conf, S Site, 
 ■ Home 
 ■ Away 
 N Neutral

Non-Conference				Through Games Of March 15, 1913						
Average RPI Win:	199	WON-LOST	WINNING	LAST 10	STRENGTH OF	OPP. STRENGTH	TEAM	ADJ.	CONF.	ADJ CONF.
Average RPI Loss:	174	RECORD	PCT. RANK	GAMES	SCHEDULE	OF SCHEDULE	RPI	RPI	RPI	RPI
DIV. I ONLY	21- 10	77	1- 1	277	122	128	128	16	16	
DIV. I NON-CONF.	5- 4	139	0- 0	294	51	160	160	13	13	
TOTALS	RPI 1-25	RPI 26-50	W-L RECORDS	RPI 51-100	RPI 101-150	RPI 150+				
21- 10	0- 0	0- 1	OVERALL	2- 1	4- 2	15- 6				
10- 3	0- 0	0- 0	HOME	1- 0	2- 1	7- 2				
10- 6	0- 0	0- 1	AWAY	1- 1	2- 1	7- 3				
1- 1	0- 0	0- 0	NEUTRAL	0- 0	0- 0	1- 1				
5- 4	0- 0	0- 1	NON-CONFERENCE	0- 1	0- 0	5- 2				
3- 0	0- 0	0- 0	HOME	0- 0	0- 0	3- 0				
2- 4	0- 0	0- 1	AWAY	0- 1	0- 0	2- 2				
0- 0	0- 0	0- 0	NEUTRAL	0- 0	0- 0	0- 0				
16- 6	0- 0	0- 0	CONFERENCE	2- 0	4- 2	10- 4				
7- 3	0- 0	0- 0	HOME	1- 0	2- 1	4- 2				
8- 2	0- 0	0- 0	AWAY	1- 0	2- 1	5- 1				
1- 1	0- 0	0- 0	NEUTRAL	0- 0	0- 0	1- 1				

[illegible]

Non-Div I Games:

Northern Colo.

■ Loss, ■ Non-Conf, S Site, H Home A Away N Neutral

RPI	S	Opponent	Score
313	H	Weber St.	54 55

Northern Colo.

N  
o  
r  
t  
h  
e  
r  
n  
C  
o  
l  
o  
.

N  
o  
r  
t  
h  
e  
r  
n  
C  
o  
l  
o  
.

Average RPI Win:	216	WON-LOST	WINNING	LAST 10	STRENGTH OF	OPP. STRENGTH	TEAM	ADJ.	CONF.	ADJ CONF.
Average RPI Loss:	76	RECORD	PCT. RANK	GAMES	SCHEDULE	OF SCHEDULE	RPI	RPI	RPI	RPI
DIV. I ONLY	19- 13	122	1- 0	147	97	123	123	8	8	
DIV. I NON-CONF.	8- 4	91	0- 0	286	130	148	148	9	9	
TOTALS	RPI 1-25	RPI 26-50	W-L RECORDS	RPI 51-100	RPI 101-150	RPI 150+				
19- 13	0- 1	1- 7	OVERALL	2- 2	1- 0	15- 3				
13- 3	0- 0	1- 2	HOME	2- 0	1- 0	9- 1				
4- 9	0- 1	0- 4	AWAY	0- 2	0- 0	4- 2				
2- 1	0- 0	0- 1	NEUTRAL	0- 0	0- 0	2- 0				
8- 4	0- 1	0- 1	NON-CONFERENCE	1- 0	1- 0	6- 2				
6- 0	0- 0	0- 0	HOME	1- 0	1- 0	4- 0				
0- 4	0- 1	0- 1	AWAY	0- 0	0- 0	0- 2				
2- 0	0- 0	0- 0	NEUTRAL	0- 0	0- 0	2- 0				
11- 9	0- 0	1- 6	CONFERENCE	1- 2	0- 0	9- 1				
7- 3	0- 0	1- 2	HOME	1- 0	0- 0	5- 1				
4- 5	0- 0	0- 3	AWAY	0- 2	0- 0	4- 0				
0- 1	0- 0	0- 1	NEUTRAL	0- 0	0- 0	0- 0				

RPI	S	Opponent	Score	RPI	S	Opponent	Score	RPI	S	Opponent	Score	RPI	S	Opponent	Score	Team's RPI: 123
11	A	Iowa St.	60 70	28	A	Central Mich.	52 76	83	A	Toledo	53 64	136	H	Yale	89 80	
				28	H	Central Mich.	66 89	83	H	Toledo	54 52	152	A	Southern Ill.	73 82	
				33	H	Ohio	53 69	84	A	Kent St.	78 87	162	H	Akron	70 59	
				33	N	Ohio	56 72	91	H	UNI	70 59	188	A	Montana	70 86	
				36	A	Buffalo	64 93					195	A	Eastern Mich.	68 65	
				44	A	Miami (OH)	45 70					195	H	Eastern Mich.	70 60	
				44	H	Miami (OH)	82 71					218	A	Bowling Green	66 52	
				47	A	Indiana	73 91					218	H	Bowling Green	88 47	
												219	A	Ball St.	93 83	
												219	H	Ball St.	64 67	
												242	N	Western Ill.	86 61	
												245	N	Nevada	98 69	
												268	A	Western Mich.	74 71	
												268	H	Western Mich.	70 69	
												268	H	Western Mich.	77 64	
												280	H	Brown	109 102	
												295	H	Eastern Ill.	78 59	
												322	H	North Dakota St.	81 63	
												348	H	Chicago St.	114 52	
LAST 12 Division I GAMES:																
				268	H	Western Mich.	70 69					219	H	Ball St.	64 67	
				33	N	Ohio	56 72					83	A	Toledo	53 64	
				245	N	Nevada	98 69					195	H	Eastern Mich.	70 60	
				91	H	UNI	70 59					28	A	Central Mich.	52 76	
				11	A	Iowa St.	60 70					83	H	Toledo	54 52	
				268	A	Western Mich.	74 71					44	A	Miami (OH)	45 70	

Non-Div I Games:

Northern Ill.

■ Loss, 
 ■ Non-Conf, S Site, 
 ■ Home 
 ■ Away 
 N Neutral

Average RPI Win:	270	WON-LOST	WINNING	LAST 10	STRENGTH OF	OPP. STRENGTH	TEAM	ADJ.	CONF.	ADJ CONF.
Average RPI Loss:	128	RECORD	PCT. RANK	GAMES	SCHEDULE	OF SCHEDULE	RPI	RPI	RPI	RPI
DIV. I ONLY	10- 18	250	0- 1	183	211	244	244	21	21	
DIV. I NON-CONF.	0- 9	336	0- 0	63	109	291	291	19	19	
TOTALS	RPI 1-25	RPI 26-50	W-L RECORDS	RPI 51-100	RPI 101-150	RPI 150+				
10- 18	0- 1	0- 1	OVERALL	0- 6	2- 5	8- 5				
7- 4	0- 0	0- 1	HOME	0- 2	2- 1	5- 0				
3- 11	0- 1	0- 0	AWAY	0- 3	0- 4	3- 3				
0- 3	0- 0	0- 0	NEUTRAL	0- 1	0- 0	0- 2				
0- 9	0- 1	0- 1	NON-CONFERENCE	0- 2	0- 2	0- 3				
0- 2	0- 0	0- 1	HOME	0- 0	0- 1	0- 0				
0- 4	0- 1	0- 0	AWAY	0- 1	0- 1	0- 1				
0- 3	0- 0	0- 0	NEUTRAL	0- 1	0- 0	0- 2				
10- 9	0- 0	0- 0	CONFERENCE	0- 4	2- 3	8- 2				
7- 2	0- 0	0- 0	HOME	0- 2	2- 0	5- 0				
3- 7	0- 0	0- 0	AWAY	0- 2	0- 3	3- 2				
0- 0	0- 0	0- 0	NEUTRAL	0- 0	0- 0	0- 0				

RPI 1-25				RPI 26-50				RPI 51-100				RPI 101+ Team's RPI: 244			
RPI	S	Opponent	Score	RPI	S	Opponent	Score	RPI	S	Opponent	Score	RPI	S	Opponent	Score
3	A	Louisville	59 92	45	H	Belmont	53 71	56	A	Wright St.	56 78	121	A	Providence	43 48
								56	H	Wright St.	55 61	122	A	Youngstown St.	66 77
								67	A	Green Bay	42 70	122	H	Youngstown St.	65 62
								67	H	Green Bay	61 81	132	A	IUPUI	48 70
								84	A	Kent St.	61 62	132	A	IUPUI	44 60
								97	N	Pepperdine	46 51	132	H	IUPUI	60 57
												140	H	Illinois St.	53 58
												162	N	Akron	60 77
												198	A	Milwaukee	38 59
												198	H	Milwaukee	55 54
												259	A	Austin Peay	48 52
												281	A	Cleveland St.	47 76
												281	H	Cleveland St.	74 55
												284	N	La Salle	56 74
												309	A	Oakland	74 63
												309	H	Oakland	72 50
												336	A	Detroit Mercy	81 63
												336	H	Detroit Mercy	68 56
												339	A	UIC	67 49
												339	H	UIC	78 44
LAST 12 Division I GAMES:															
132	A	IUPUI	44 60	198	A	Milwaukee	38 59								
336	A	Detroit Mercy	81 63	67	A	Green Bay	42 70								
309	A	Oakland	74 63	339	H	UIC	78 44								
281	H	Cleveland St.	74 55	132	H	IUPUI	60 57								
122	H	Youngstown St.	65 62	309	H	Oakland	72 50								
56	A	Wright St.	56 78	336	H	Detroit Mercy	68 56								

Non-Div I Games: Alderson Broadus 73 32

Northern Ky.

■ Loss, 
 ■ Non-Conf, 
 ■ S Site, 
 ■ H Home 
 ■ A Away 
 N Neutral

## Northwestern

Through Games Of March 13, 2019

Average RPI Win:	158	WON-LOST	WINNING	LAST 10	STRENGTH OF	OPP. STRENGTH	TEAM	ADJ.	CONF.	ADJ CONF.
Average RPI Loss:	67	RECORD	PCT. RANK	GAMES	SCHEDULE	OF SCHEDULE	RPI	RPI	RPI	RPI
DIV. I ONLY	16- 14	155	0- 1	86	46	117	117	4	4	
DIV. I NON-CONF.	7- 4	108	0- 0	230	40	156	156	6	6	
TOTALS	RPI 1-25	RPI 26-50	W-L RECORDS	RPI 51-100	RPI 101-150	RPI 150+				
16- 14	0- 4	3- 3	OVERALL	4- 3	2- 3	7- 1				
10- 5	0- 1	2- 0	HOME	2- 2	2- 2	4- 0				
5- 7	0- 3	1- 2	AWAY	2- 1	0- 1	2- 0				
1- 2	0- 0	0- 1	NEUTRAL	0- 0	0- 0	1- 1				
7- 4	0- 2	0- 0	NON-CONFERENCE	2- 0	1- 1	4- 1				
4- 2	0- 1	0- 0	HOME	1- 0	1- 1	2- 0				
2- 1	0- 1	0- 0	AWAY	1- 0	0- 0	1- 0				
1- 1	0- 0	0- 0	NEUTRAL	0- 0	0- 0	1- 1				
9- 10	0- 2	3- 3	CONFERENCE	2- 3	1- 2	3- 0				
6- 3	0- 0	2- 0	HOME	1- 2	1- 1	2- 0				
3- 6	0- 2	1- 2	AWAY	1- 1	0- 1	1- 0				
0- 1	0- 0	0- 1	NEUTRAL	0- 0	0- 0	0- 0				

RPI 1-25				RPI 26-50				RPI 51-100				RPI 101+ Team's RPI: 117			
RPI	S	Opponent	Score	RPI	S	Opponent	Score	RPI	S	Opponent	Score	RPI	S	Opponent	Score
7	A	Iowa	50 74	30	A	Rutgers	41 45	67	A	Green Bay	57 55	107	A	Minnesota	64 73
12	H	Marquette	57 76	42	H	Michigan St.	70 62	77	H	Duke	84 58	107	H	Minnesota	54 61
14	A	Maryland	57 72	42	N	Michigan St.	52 68	89	A	Purdue	58 61	111	H	UT Martin	90 64
20	A	DePaul	60 76	46	A	Michigan	78 79	89	H	Purdue	54 57	127	H	Pittsburgh	49 52
				47	A	Indiana	75 69	94	A	Nebraska	58 54	145	H	Penn St.	78 63
				47	H	Indiana	69 49	94	H	Nebraska	64 71	154	N	Kansas	57 66
								100	H	Ohio St.	76 59	186	H	Wisconsin	72 46
												213	A	Florida	83 74
												226	A	Illinois	64 56
												226	H	Illinois	68 45
												257	N	Wichita St.	65 43
												339	H	UIC	87 44
												348	H	Chicago St.	97 35
LAST 12 Division I GAMES:															
		42	N	Michigan St.	52	68				145	H	Penn St.	78	63	
		154	N	Kansas	57	66				107	A	Minnesota	64	73	
		7	A	Iowa	50	74				14	A	Maryland	57	72	
		47	H	Indiana	69	49				100	H	Ohio St.	76	59	
		94	H	Nebraska	64	71				107	H	Minnesota	54	61	
		89	A	Purdue	58	61				226	A	Illinois	64	56	

Non-Div I Games:

Northwestern

■ Loss, 
■ Non-Conf, 
■ S Site, 
■ H Home 
■ A Away 
N Neutral

Average RPI Win:	320	WON-LOST	WINNING	LAST 10	STRENGTH OF	OPP. STRENGTH	TEAM	ADJ.	CONF.	ADJ CONF.
Average RPI Loss:	174	RECORD	PCT. RANK	GAMES	SCHEDULE	OF SCHEDULE	RPI	RPI	RPI	RPI
DIV. I ONLY	7- 18	284	0- 0	315	276	315	315	25	25	
DIV. I NON-CONF.	1- 6	318	0- 0	307	86	339	339	23	23	
TOTALS	RPI 1-25	RPI 26-50	W-L RECORDS	RPI 51-100	RPI 101-150	RPI 150+				
7- 18	0- 0	0- 1	OVERALL	0- 4	0- 1	7- 12				
5- 6	0- 0	0- 0	HOME	0- 2	0- 1	5- 3				
2- 12	0- 0	0- 1	AWAY	0- 2	0- 0	2- 9				
0- 0	0- 0	0- 0	NEUTRAL	0- 0	0- 0	0- 0				
1- 6	0- 0	0- 1	NON-CONFERENCE	0- 1	0- 0	1- 4				
1- 1	0- 0	0- 0	HOME	0- 0	0- 0	1- 1				
0- 5	0- 0	0- 1	AWAY	0- 1	0- 0	0- 3				
0- 0	0- 0	0- 0	NEUTRAL	0- 0	0- 0	0- 0				
6- 12	0- 0	0- 0	CONFERENCE	0- 3	0- 1	6- 8				
4- 5	0- 0	0- 0	HOME	0- 2	0- 1	4- 2				
2- 7	0- 0	0- 0	AWAY	0- 1	0- 0	2- 6				
0- 0	0- 0	0- 0	NEUTRAL	0- 0	0- 0	0- 0				

RPI 1-25				RPI 26-50				RPI 51-100				RPI 101+				Team's RPI: 315	
RPI	S	Opponent	Score	RPI	S	Opponent	Score	RPI	S	Opponent	Score	RPI	S	Opponent	Score		
				29	A	Texas	66 104					144	H	Abilene Christian	63 72		
								53	H	Lamar University	70 94	155	A	Oklahoma	56 93		
								62	A	SFA	56 84	156	A	Nicholls St.	86 97		
								62	H	SFA	67 87	156	H	Nicholls St.	67 89		
								65	A	Arkansas	53 98	158	A	Alabama	73 87		
												173	A	Sam Houston St.	55 66		
												193	A	Southern Miss.	54 69		
												275	A	A&M-Corpus Christi	55 79		
												283	A	New Orleans	73 84		
												283	H	New Orleans	62 67		
												285	A	Central Ark.	52 74		
												285	H	Central Ark.	78 74		
												299	H	La.-Monroe	55 63		
												308	A	Incarnate Word	91 100		
												312	A	McNeese	89 73		
												312	H	McNeese	82 63		
												324	A	Southeastern La.	60 56		
												324	H	Southeastern La.	58 47		
												332	H	Houston Baptist	63 46		
												350	H	Alcorn	78 65		
LAST 12 Division I GAMES:																	
				285	H	Central Ark.	78 74	53	H	Lamar University	70 94						
				156	H	Nicholls St.	67 89	312	A	McNeese	89 73						
				324	A	Southeastern La.	60 56	283	A	New Orleans	73 84						
				308	A	Incarnate Word	91 100	285	A	Central Ark.	52 74						
				332	H	Houston Baptist	63 46	283	H	New Orleans	62 67						
				62	H	SFA	67 87	324	H	Southeastern La.	58 47						

Non-Div I Games: Loyola (LA) 71 66 Central Baptist 82 56 LeTourneau 100 40 Centenary (LA) 94 51 Northwestern St.

Loss, Non-Conf, S Site, H Home A Away N Neutral



Average RPI Win:	64	WON-LOST	WINNING	LAST 10	STRENGTH OF	OPP. STRENGTH	TEAM	ADJ.	CONF.	ADJ CONF.
Average RPI Loss:	20	RECORD	PCT. RANK	GAMES	SCHEDULE	OF SCHEDULE	RPI	RPI	RPI	RPI
DIV. I ONLY	30- 3	4	1- 0	1	1	1	1	1	1	1
DIV. I NON-CONF.	13- 1	9	0- 0	1	7	1	1	1	1	1
TOTALS	RPI 1-25	RPI 26-50	W-L RECORDS	RPI 51-100	RPI 101-150	RPI 150+				
30- 3	12- 2	2- 1	OVERALL	9- 0	6- 0	1- 0				
14- 1	3- 1	0- 0	HOME	5- 0	5- 0	1- 0				
10- 2	4- 1	1- 1	AWAY	4- 0	1- 0	0- 0				
6- 0	5- 0	1- 0	NEUTRAL	0- 0	0- 0	0- 0				
13- 1	6- 1	0- 0	NON-CONFERENCE	4- 0	2- 0	1- 0				
6- 1	1- 1	0- 0	HOME	2- 0	2- 0	1- 0				
4- 0	2- 0	0- 0	AWAY	2- 0	0- 0	0- 0				
3- 0	3- 0	0- 0	NEUTRAL	0- 0	0- 0	0- 0				
17- 2	6- 1	2- 1	CONFERENCE	5- 0	4- 0	0- 0				
8- 0	2- 0	0- 0	HOME	3- 0	3- 0	0- 0				
6- 2	2- 1	1- 1	AWAY	2- 0	1- 0	0- 0				
3- 0	2- 0	1- 0	NEUTRAL	0- 0	0- 0	0- 0				

RPI	S	Opponent	Score	RPI	S	Opponent	Score	RPI	S	Opponent	Score	RPI	S	Opponent	Score
3	H	Louisville	82 68	37	A	North Carolina	73 78	57	A	Tennessee	77 62	105	H	Western Ky.	94 53
3	N	Louisville	99 79	37	N	North Carolina	95 77	59	H	Penn	75 55	125	H	Lehigh	95 68
6	H	UConn	71 89	49	A	Clemson	101 63	66	A	Georgia Tech	76 55	127	H	Pittsburgh	100 44
7	H	Iowa	105 71					66	H	Georgia Tech	90 50	133	A	Boston College	97 47
9	A	NC State	95 72					72	A	Virginia Tech	80 51	133	H	Boston College	92 63
10	A	Syracuse	98 68					77	H	Duke	89 61	148	H	Wake Forest	78 48
10	N	Syracuse	91 66					83	A	Toledo	72 56	251	H	Binghamton	103 53
12	A	Marquette	87 63					88	H	Harvard	103 58				
13	N	Gonzaga	81 65					96	H	Virginia	103 66				
16	N	Drake	82 64												
18	A	Miami (FL)	65 72												
20	A	DePaul	101 77												
21	H	Florida St.	97 70												
24	N	Oregon St.	91 81												
LAST 12 Division I GAMES:															
		37 N North Carolina	95 77			10 A Syracuse	98 68								
		3 N Louisville	99 79			77 H Duke	89 61								
		10 N Syracuse	91 66			9 A NC State	95 72								
		24 N Oregon St.	91 81			133 A Boston College	97 47								
		16 N Drake	82 64			21 H Florida St.	97 70								
		96 H Virginia	103 66			18 A Miami (FL)	65 72								

Non-Div I Games:

Notre Dame

Average RPI Win: <b>325</b>	WON-LOST	WINNING	LAST 10	STRENGTH OF	OPP. STRENGTH	TEAM	ADJ.	CONF.	ADJ CONF.
Average RPI Loss: <b>137</b>	RECORD	PCT. RANK	GAMES	SCHEDULE	OF SCHEDULE	RPI	RPI	RPI	RPI
DIV. I ONLY	<b>4- 24</b>	<b>338</b>	<b>0- 1</b>	<b>146</b>	<b>206</b>	<b>309</b>	<b>309</b>	<b>21</b>	<b>21</b>
DIV. I NON-CONF.	<b>1- 8</b>	<b>322</b>	<b>0- 0</b>	<b>32</b>	<b>92</b>	<b>246</b>	<b>246</b>	<b>19</b>	<b>19</b>
TOTALS	RPI 1-25	RPI 26-50	W-L RECORDS	RPI 51-100	RPI 101-150	RPI 150+			
4- 24	0- 0	0- 4	OVERALL	0- 6	0- 6	4- 8			
3- 10	0- 0	0- 3	HOME	0- 2	0- 2	3- 3			
1- 13	0- 0	0- 1	AWAY	0- 4	0- 4	1- 4			
0- 1	0- 0	0- 0	NEUTRAL	0- 0	0- 0	0- 1			
1- 8	0- 0	0- 4	NON-CONFERENCE	0- 1	0- 2	1- 1			
1- 3	0- 0	0- 3	HOME	0- 0	0- 0	1- 0			
0- 4	0- 0	0- 1	AWAY	0- 1	0- 2	0- 0			
0- 1	0- 0	0- 0	NEUTRAL	0- 0	0- 0	0- 1			
3- 16	0- 0	0- 0	CONFERENCE	0- 5	0- 4	3- 7			
2- 7	0- 0	0- 0	HOME	0- 2	0- 2	2- 3			
1- 9	0- 0	0- 0	AWAY	0- 3	0- 2	1- 4			
0- 0	0- 0	0- 0	NEUTRAL	0- 0	0- 0	0- 0			

RPI S	Opponent	Score	RPI S	Opponent	Score	RPI S	Opponent	Score	RPI S	Opponent	Score	Team's RPI: 309
28	A Central Mich.	61 <b>104</b>	56	A Wright St.	60 <b>83</b>	122	A Youngstown St.	61 <b>76</b>				
42	H Michigan St.	58 <b>102</b>	56	A Wright St.	58 <b>69</b>	122	H Youngstown St.	55 <b>69</b>				
46	H Michigan	59 <b>85</b>	56	H Wright St.	64 <b>73</b>	132	A IUPUI	53 <b>82</b>				
47	H Indiana	32 <b>59</b>	67	A Green Bay	32 <b>72</b>	132	H IUPUI	70 <b>76</b>				
			67	H Green Bay	53 <b>77</b>	140	A Illinois St.	56 <b>62</b>				
			84	A Kent St.	65 <b>75</b>	150	A Bradley	64 <b>73</b>				
						162	N Akron	65 <b>85</b>				
						198	A Milwaukee	53 <b>83</b>				
						198	H Milwaukee	52 <b>79</b>				
						244	A Northern Ky.	50 <b>72</b>				
						244	H Northern Ky.	63 <b>74</b>				
						281	A Cleveland St.	90 <b>98</b>				
						281	H Cleveland St.	62 <b>64</b>				
						287	H Canisius	71 60				
						336	A Detroit Mercy	76 65				
						336	H Detroit Mercy	74 67				
						339	A UIC	65 <b>69</b>				
						339	H UIC	74 57				
LAST 12 Division I GAMES:												
56	A Wright St.	60 <b>83</b>	132	H IUPUI	70 <b>76</b>							
56	H Wright St.	64 <b>73</b>	336	A Detroit Mercy	76 65							
244	H Northern Ky.	63 <b>74</b>	281	A Cleveland St.	90 <b>98</b>							
198	A Milwaukee	53 <b>83</b>	122	A Youngstown St.	61 <b>76</b>							
67	A Green Bay	32 <b>72</b>	244	A Northern Ky.	50 <b>72</b>							
339	H UIC	74 57	56	A Wright St.	58 <b>69</b>							

Non-Div I Games: Grace Bible (MI) 94 48 Rochester College 64 46

Oakland

Loss, Non-Conf, S Site, H Home A Away N Neutral

Average RPI Win:	168	WON-LOST	WINNING	LAST 10	STRENGTH OF	OPP. STRENGTH	TEAM	ADJ.	CONF.	ADJ CONF.
Average RPI Loss:	48	RECORD	PCT. RANK	GAMES	SCHEDULE	OF SCHEDULE	RPI	RPI	RPI	RPI
DIV. I ONLY	26- 4	11	1- 0	111	92	33	33	8	8	
DIV. I NON-CONF.	11- 0	1	0- 0	270	188	42	42	9	9	
TOTALS	RPI 1-25	RPI 26-50	W-L RECORDS	RPI 51-100	RPI 101-150	RPI 150+				
26- 4	0- 0	3- 3	OVERALL	5- 1	4- 0	14- 0				
12- 3	0- 0	0- 3	HOME	2- 0	1- 0	9- 0				
11- 1	0- 0	3- 0	AWAY	2- 1	2- 0	4- 0				
3- 0	0- 0	0- 0	NEUTRAL	1- 0	1- 0	1- 0				
11- 0	0- 0	0- 0	NON-CONFERENCE	3- 0	2- 0	6- 0				
6- 0	0- 0	0- 0	HOME	1- 0	1- 0	4- 0				
3- 0	0- 0	0- 0	AWAY	1- 0	1- 0	1- 0				
2- 0	0- 0	0- 0	NEUTRAL	1- 0	0- 0	1- 0				
15- 4	0- 0	3- 3	CONFERENCE	2- 1	2- 0	8- 0				
6- 3	0- 0	0- 3	HOME	1- 0	0- 0	5- 0				
8- 1	0- 0	3- 0	AWAY	1- 1	1- 0	3- 0				
1- 0	0- 0	0- 0	NEUTRAL	0- 0	1- 0	0- 0				

RPI S	Opponent	Score	RPI S	Opponent	Score	RPI S	Opponent	Score	RPI S	Opponent	Score
28	A Central Mich.	78 75	28	H Central Mich.	70 88	53	N Lamar University	87 62	114	H UNCW	95 72
36	A Buffalo	74 71	36	H Buffalo	43 73	83	A Toledo	50 76	123	A Northern Ill.	69 53
44	A Miami (OH)	70 66	44	H Miami (OH)	61 67	84	A Kent St.	69 67	123	N Northern Ill.	72 56
						84	H Kent St.	83 81	132	A IUPUI	73 66
						89	H Purdue	80 73	162	A Akron	81 71
									162	H Akron	92 70
									195	H Eastern Mich.	85 44
									218	A Bowling Green	82 79
									218	H Bowling Green	76 68
									219	A Ball St.	90 75
									219	H Ball St.	94 62
									251	H Binghamton	86 49
									261	N St. Bonaventure	70 53
									268	H Western Mich.	70 56
									270	A Richmond	109 58
									281	H Cleveland St.	72 54
									314	H Coppin St.	87 62
									333	H Eastern Ky.	100 60
LAST 12 Division I GAMES:											
123	N Northern Ill.	72 56	268	H Western Mich.	70 56						
218	H Bowling Green	76 68	83	A Toledo	50 76						
44	A Miami (OH)	70 66	28	A Central Mich.	78 75						
162	A Akron	81 71	162	H Akron	92 70						
36	H Buffalo	43 73	219	H Ball St.	94 62						
84	A Kent St.	69 67	44	H Miami (OH)	61 67						

Non-Div I Games:

Ohio

■ Loss, 
 ■ Non-Conf, 
 ■ S Site, 
 ■ H Home 
 ■ A Away 
 N Neutral

Average RPI Win:	130	WON-LOST	WINNING	LAST 10	STRENGTH OF	OPP. STRENGTH	TEAM	ADJ.	CONF.	ADJ CONF.
Average RPI Loss:	71	RECORD	PCT. RANK	GAMES	SCHEDULE	OF SCHEDULE	RPI	RPI	RPI	RPI
DIV. I ONLY	14- 14	170	0- 1	41	33	100	100	4	4	
DIV. I NON-CONF.	4- 5	190	0- 0	125	11	186	186	6	6	
TOTALS	RPI 1-25	RPI 26-50	W-L RECORDS	RPI 51-100	RPI 101-150	RPI 150+				
14- 14	0- 4	5- 2	OVERALL	1- 4	3- 3	5- 1				
9- 5	0- 2	3- 1	HOME	1- 1	1- 1	4- 0				
5- 6	0- 2	2- 1	AWAY	0- 1	2- 2	1- 0				
0- 3	0- 0	0- 0	NEUTRAL	0- 2	0- 0	0- 1				
4- 5	0- 1	1- 0	NON-CONFERENCE	1- 2	0- 2	2- 0				
4- 1	0- 0	1- 0	HOME	1- 0	0- 1	2- 0				
0- 2	0- 1	0- 0	AWAY	0- 0	0- 1	0- 0				
0- 2	0- 0	0- 0	NEUTRAL	0- 2	0- 0	0- 0				
10- 9	0- 3	4- 2	CONFERENCE	0- 2	3- 1	3- 1				
5- 4	0- 2	2- 1	HOME	0- 1	1- 0	2- 0				
5- 4	0- 1	2- 1	AWAY	0- 1	2- 1	1- 0				
0- 1	0- 0	0- 0	NEUTRAL	0- 0	0- 0	0- 1				

RPI 1-25				RPI 26-50				RPI 51-100 Team's RPI: 100				RPI 101+			
RPI	S	Opponent	Score	RPI	S	Opponent	Score	RPI	S	Opponent	Score	RPI	S	Opponent	Score
6	A	UConn	53 85	30	A	Rutgers	59 39	72	N	Virginia Tech	73 81	107	A	Minnesota	65 55
7	H	Iowa	52 78	30	H	Rutgers	56 66	74	N	Butler	53 66	115	H	South Fla.	47 71
14	A	Maryland	69 75	37	H	North Carolina	76 69	75	H	Cincinnati	69 56	117	A	Northwestern	59 76
14	H	Maryland	57 70	42	A	Michigan St.	77 70	89	A	Purdue	42 60	134	A	Washington	59 69
				42	H	Michigan St.	65 55	94	H	Nebraska	69 78	145	A	Penn St.	76 71
				46	A	Michigan	58 62					145	H	Penn St.	78 73
				47	H	Indiana	55 50					186	A	Wisconsin	61 50
												186	H	Wisconsin	70 68
												186	N	Wisconsin	63 73
												213	H	Florida	46 41
												226	H	Illinois	78 70
												336	H	Detroit Mercy	55 41
LAST 12 Division I GAMES:															
186	N	Wisconsin	63 73	7	H	Iowa	52 78								
30	H	Rutgers	56 66	145	H	Penn St.	78 73								
186	A	Wisconsin	61 50	117	A	Northwestern	59 76								
42	A	Michigan St.	77 70	226	H	Illinois	78 70								
186	H	Wisconsin	70 68	107	A	Minnesota	65 55								
30	A	Rutgers	59 39	14	H	Maryland	57 70								

Non-Div I Games:

Ohio St.

■ Loss, 
■ Non-Conf, 
■ S Site, 
■ H Home 
■ A Away 
N Neutral

## Oklahoma

Through Games Of March 13, 2019

Average RPI Win:	181	WON-LOST	WINNING	LAST 10	STRENGTH OF	OPP. STRENGTH	TEAM	ADJ.	CONF.	ADJ CONF.
Average RPI Loss:	60	RECORD	PCT. RANK	GAMES	SCHEDULE	OF SCHEDULE	RPI	RPI	RPI	RPI
DIV. I ONLY	8- 22	290	0- 1	15	25	155	155	3	3	
DIV. I NON-CONF.	4- 7	228	0- 0	28	69	146	146	3	3	
TOTALS	RPI 1-25	RPI 26-50	W-L RECORDS	RPI 51-100	RPI 101-150	RPI 150+				
8- 22	0- 6	0- 6	OVERALL	1- 4	3- 5	4- 1				
6- 8	0- 4	0- 2	HOME	0- 2	3- 0	3- 0				
2- 11	0- 2	0- 3	AWAY	1- 2	0- 3	1- 1				
0- 3	0- 0	0- 1	NEUTRAL	0- 0	0- 2	0- 0				
4- 7	0- 2	0- 2	NON-CONFERENCE	0- 1	1- 2	3- 0				
3- 2	0- 2	0- 0	HOME	0- 0	1- 0	2- 0				
1- 3	0- 0	0- 1	AWAY	0- 1	0- 1	1- 0				
0- 2	0- 0	0- 1	NEUTRAL	0- 0	0- 1	0- 0				
4- 15	0- 4	0- 4	CONFERENCE	1- 3	2- 3	1- 1				
3- 6	0- 2	0- 2	HOME	0- 2	2- 0	1- 0				
1- 8	0- 2	0- 2	AWAY	1- 1	0- 2	0- 1				
0- 1	0- 0	0- 0	NEUTRAL	0- 0	0- 1	0- 0				

RPI 1-25				RPI 26-50				RPI 51-100				RPI 101+ Team's RPI: 155			
RPI	S	Opponent	Score	RPI	S	Opponent	Score	RPI	S	Opponent	Score	RPI	S	Opponent	Score
2	A	Baylor	53 87	29	A	Texas	63 73	54	A	New Mexico	80 84	101	N	UAB	84 89
2	H	Baylor	53 74	29	H	Texas	67 76	58	A	TCU	71 86	105	H	Western Ky.	90 83
6	H	UConn	63 72	32	A	Kansas St.	56 86	58	H	TCU	63 76	115	A	South Fla.	70 87
11	A	Iowa St.	78 104	32	H	Kansas St.	75 83	78	A	West Virginia	80 69	142	A	Texas Tech	82 88
11	H	Iowa St.	70 91	48	A	Auburn	79 95	78	H	West Virginia	55 66	142	H	Texas Tech	66 61
20	H	DePaul	76 87	49	N	Clemson	62 74					142	N	Texas Tech	84 104
LAST 12 Division I GAMES:															
		142	N	Texas Tech			84 104			11	H	Iowa St.			70 91
		49	N	Clemson			62 74			2	A	Baylor			53 87
		142	A	Texas Tech			82 88			154	H	Kansas			78 67
		58	H	TCU			63 76			32	H	Kansas St.			75 83
		143	H	Oklahoma St.			75 66			143	A	Oklahoma St.			74 84
		78	A	West Virginia			80 69			29	H	Texas			67 76

Non-Div I Games:

Oklahoma

■ Loss, 
■ Non-Conf, 
■ S Site, 
■ H Home 
■ A Away 
N Neutral

Average RPI Win:	185	WON-LOST	WINNING	LAST 10	STRENGTH OF	OPP. STRENGTH	TEAM	ADJ.	CONF.	ADJ CONF.
Average RPI Loss:	57	RECORD	PCT. RANK	GAMES	SCHEDULE	OF SCHEDULE	RPI	RPI	RPI	RPI
DIV. I ONLY	14- 16	193	0- 1	64	37	143	143	3	3	
DIV. I NON-CONF.	9- 2	43	0- 0	213	201	93	93	3	3	
TOTALS	RPI 1-25	RPI 26-50	W-L RECORDS	RPI 51-100	RPI 101-150	RPI 150+				
14- 16	0- 4	0- 5	OVERALL	1- 4	1- 1	12- 2				
12- 6	0- 2	0- 2	HOME	1- 2	1- 0	10- 0				
2- 9	0- 2	0- 3	AWAY	0- 2	0- 1	2- 1				
0- 1	0- 0	0- 0	NEUTRAL	0- 0	0- 0	0- 1				
9- 2	0- 0	0- 1	NON-CONFERENCE	0- 1	0- 0	9- 0				
8- 1	0- 0	0- 0	HOME	0- 1	0- 0	8- 0				
1- 1	0- 0	0- 1	AWAY	0- 0	0- 0	1- 0				
0- 0	0- 0	0- 0	NEUTRAL	0- 0	0- 0	0- 0				
5- 14	0- 4	0- 4	CONFERENCE	1- 3	1- 1	3- 2				
4- 5	0- 2	0- 2	HOME	1- 1	1- 0	2- 0				
1- 8	0- 2	0- 2	AWAY	0- 2	0- 1	1- 1				
0- 1	0- 0	0- 0	NEUTRAL	0- 0	0- 0	0- 1				

RPI 1-25				RPI 26-50				RPI 51-100				RPI 101+ Team's RPI: 143			
RPI	S	Opponent	Score	RPI	S	Opponent	Score	RPI	S	Opponent	Score	RPI	S	Opponent	Score
2	A	Baylor	44 76	29	A	Texas	51 60	57	H	Tennessee	63 76	142	A	Texas Tech	78 90
2	H	Baylor	58 66	29	H	Texas	55 61	58	A	TCU	55 69	142	H	Texas Tech	65 57
11	A	Iowa St.	67 89	32	A	Kansas St.	48 59	58	H	TCU	75 71	151	H	UC Riverside	76 51
11	H	Iowa St.	71 84	32	H	Kansas St.	58 68	78	A	West Virginia	58 67	154	A	Kansas	72 62
				34	A	UCLA	59 71	78	H	West Virginia	54 77	154	H	Kansas	72 52
LAST 12 Division I GAMES:															
154	N	Kansas	66 76	11	A	Iowa St.	67 89								
32	H	Kansas St.	58 68	29	H	Texas	55 61								
2	A	Baylor	44 76	142	A	Texas Tech	78 90								
155	A	Oklahoma	66 75	155	H	Oklahoma	84 74								
154	H	Kansas	72 52	58	A	TCU	55 69								
78	H	West Virginia	54 77	2	H	Baylor	58 66								

Non-Div I Games:

Oklahoma St.

■ Loss, 
 ■ Non-Conf, 
 ■ S Site, 
 ■ H Home 
 ■ A Away 
 N Neutral

Old Dominion

Through Games Of March 13, 2019

Average RPI Win:	220	WON-LOST	WINNING	LAST 10	STRENGTH OF	OPP. STRENGTH	TEAM	ADJ.	CONF.	ADJ CONF.
Average RPI Loss:	91	RECORD	PCT. RANK	GAMES	SCHEDULE	OF SCHEDULE	RPI	RPI	RPI	RPI
DIV. I ONLY	21- 9	59	1- 0	177	146	103	103	14	14	
DIV. I NON-CONF.	10- 3	59	0- 0	132	175	63	63	17	17	
TOTALS	RPI 1-25	RPI 26-50	W-L RECORDS	RPI 51-100	RPI 101-150	RPI 150+				
21- 9	0- 1	0- 2	OVERALL	3- 1	1- 4	17- 1				
11- 3	0- 0	0- 0	HOME	2- 1	0- 2	9- 0				
7- 5	0- 1	0- 1	AWAY	1- 0	0- 2	6- 1				
3- 1	0- 0	0- 1	NEUTRAL	0- 0	1- 0	2- 0				
10- 3	0- 1	0- 1	NON-CONFERENCE	2- 1	1- 0	7- 0				
5- 1	0- 0	0- 0	HOME	1- 1	0- 0	4- 0				
3- 1	0- 1	0- 0	AWAY	1- 0	0- 0	2- 0				
2- 1	0- 0	0- 1	NEUTRAL	0- 0	1- 0	1- 0				
11- 6	0- 0	0- 1	CONFERENCE	1- 0	0- 4	10- 1				
6- 2	0- 0	0- 0	HOME	1- 0	0- 2	5- 0				
4- 4	0- 0	0- 1	AWAY	0- 0	0- 2	4- 1				
1- 0	0- 0	0- 0	NEUTRAL	0- 0	0- 0	1- 0				

RPI 1-25					RPI 26-50					RPI 51-100					RPI 101+					Team's RPI: 103	
RPI	S	Opponent	Score		RPI	S	Opponent	Score		RPI	S	Opponent	Score		RPI	S	Opponent	Score			
9	A	NC State	56	85	35	A	Rice	42	48	68	H	Middle Tenn.	70	65	101	H	UAB	61	69		
					50	N	Saint Mary's (CA)	65	83	75	A	Cincinnati	76	72	102	A	Charlotte	59	69		
										90	H	VCU	60	57	102	H	Charlotte	53	60		
										96	H	Virginia	67	73	105	A	Western Ky.	60	75		
															146	N	Tennessee Tech	80	73		
															161	H	William & Mary	83	69		
															167	A	Tulane	56	48		
															172	A	Louisiana Tech	70	59		
															177	A	North Texas	72	71		
															193	A	Southern Miss.	53	50		
															210	A	Campbell	83	59		
															217	A	Marshall	48	57		
															217	H	Marshall	79	53		
															233	N	Jacksonville	78	76		
															256	H	UTEP	78	59		
															276	H	Norfolk St.	69	53		
															302	H	UTSA	72	47		
															303	A	Fla. Atlantic	68	64		
															303	H	Fla. Atlantic	87	53		
															303	N	Fla. Atlantic	60	32		
															314	H	Coppin St.	81	51		
															320	H	FIU	95	68		
															338	H	Longwood	69	48		
LAST 12 Division I GAMES:																					
					303	N	Fla. Atlantic	60	32	102	A	Charlotte	59	69							
					338	H	Longwood	69	48	68	H	Middle Tenn.	70	65							
					50	N	Saint Mary's (CA)	65	83	101	H	UAB	61	69							
					303	A	Fla. Atlantic	68	64	35	A	Rice	42	48							
					217	H	Marshall	79	53	177	A	North Texas	72	71							
					102	H	Charlotte	53	60	302	H	UTSA	72	47							

Non-Div I Games:

Old Dominion

Loss, Non-Conf, S Site, H Home A Away N Neutral

Average RPI Win:	222	WON-LOST	WINNING	LAST 10	STRENGTH OF	OPP. STRENGTH	TEAM	ADJ.	CONF.	ADJ CONF.
Average RPI Loss:	89	RECORD	PCT. RANK	GAMES	SCHEDULE	OF SCHEDULE	RPI	RPI	RPI	RPI
DIV. I ONLY	9- 22	280	0- 1	85	75	239	239	5	5	
DIV. I NON-CONF.	6- 8	199	0- 0	160	219	253	253	5	5	
TOTALS	RPI 1-25	RPI 26-50	W-L RECORDS	RPI 51-100	RPI 101-150	RPI 150+				
9- 22	1- 5	0- 2	OVERALL	0- 7	0- 3	8- 5				
8- 10	0- 2	0- 1	HOME	0- 5	0- 1	8- 1				
1- 8	1- 2	0- 1	AWAY	0- 1	0- 1	0- 3				
0- 4	0- 1	0- 0	NEUTRAL	0- 1	0- 1	0- 1				
6- 8	0- 1	0- 0	NON-CONFERENCE	0- 3	0- 2	6- 2				
6- 4	0- 0	0- 0	HOME	0- 2	0- 1	6- 1				
0- 1	0- 0	0- 0	AWAY	0- 0	0- 0	0- 1				
0- 3	0- 1	0- 0	NEUTRAL	0- 1	0- 1	0- 0				
3- 14	1- 4	0- 2	CONFERENCE	0- 4	0- 1	2- 3				
2- 6	0- 2	0- 1	HOME	0- 3	0- 0	2- 0				
1- 7	1- 2	0- 1	AWAY	0- 1	0- 1	0- 2				
0- 1	0- 0	0- 0	NEUTRAL	0- 0	0- 0	0- 1				

RPI S	Opponent	Score	RPI S	Opponent	Score	RPI S	Opponent	Score	RPI S	Opponent	Score	Team's RPI: 239
6 N	UConn	50 90	31 A	Missouri	55 78	57 H	Tennessee	56 81	112 A	Georgia	56 78	
8 A	Mississippi St.	49 80	48 H	Auburn	51 64	58 H	TCU	50 55	116 N	St. John's (NY)	59 64	
8 H	Mississippi St.	66 80				65 A	Arkansas	61 73	132 H	IUPUI	58 66	
17 H	Texas A&M	60 72				65 H	Arkansas	55 85	158 A	Alabama	43 46	
19 A	South Carolina	42 76				85 H	Troy	54 71	165 H	Temple	62 55	
22 A	Kentucky	55 49				86 H	LSU	41 55	172 A	Louisiana Tech	71 80	
						89 N	Purdue	59 70	206 A	Vanderbilt	68 80	
									206 H	Vanderbilt	65 60	
									211 H	Jacksonville St.	49 60	
									213 H	Florida	76 66	
									213 N	Florida	57 64	
									236 H	North Florida	82 69	
									268 H	Western Mich.	69 66	
									269 H	Louisiana	79 57	
									276 H	Norfolk St.	60 42	
									345 H	Savannah St.	74 51	
LAST 12 Division I GAMES:												
213 N	Florida	57 64	206 H	Vanderbilt	65 60							
57 H	Tennessee	56 81	19 A	South Carolina	42 76							
158 A	Alabama	43 46	17 H	Texas A&M	60 72							
65 A	Arkansas	61 73	48 H	Auburn	51 64							
8 H	Mississippi St.	66 80	8 A	Mississippi St.	49 80							
112 A	Georgia	56 78	206 A	Vanderbilt	68 80							

Non-Div I Games:

Ole Miss

■ Loss, 
■ Non-Conf, 
■ S Site, 
■ H Home 
■ A Away 
N Neutral



Average RPI Win: <b>325</b>	WON-LOST	WINNING	LAST 10	STRENGTH OF	OPP. STRENGTH	TEAM	ADJ.	CONF.	ADJ CONF.
Average RPI Loss: <b>155</b>	RECORD	PCT. RANK	GAMES	SCHEDULE	OF SCHEDULE	RPI	RPI	RPI	RPI
DIV. I ONLY	6- 21	310	1- 0	278	230	326	326	19	19
DIV. I NON-CONF.	4- 7	228	1- 0	278	267	280	280	18	18
TOTALS	RPI 1-25	RPI 26-50	W-L RECORDS	RPI 51-100	RPI 101-150	RPI 150+			
6- 21	0- 0	0- 5	OVERALL	0- 2	0- 3	6- 11			
4- 8	0- 0	0- 2	HOME	0- 0	0- 2	4- 4			
1- 12	0- 0	0- 3	AWAY	0- 2	0- 1	1- 6			
1- 1	0- 0	0- 0	NEUTRAL	0- 0	0- 0	1- 1			
4- 7	0- 0	0- 1	NON-CONFERENCE	0- 2	0- 3	4- 1			
2- 2	0- 0	0- 0	HOME	0- 0	0- 2	2- 0			
1- 4	0- 0	0- 1	AWAY	0- 2	0- 1	1- 0			
1- 1	0- 0	0- 0	NEUTRAL	0- 0	0- 0	1- 1			
2- 14	0- 0	0- 4	CONFERENCE	0- 0	0- 0	2- 10			
2- 6	0- 0	0- 2	HOME	0- 0	0- 0	2- 4			
0- 8	0- 0	0- 2	AWAY	0- 0	0- 0	0- 6			
0- 0	0- 0	0- 0	NEUTRAL	0- 0	0- 0	0- 0			

RPI S	Opponent	Score	RPI S	Opponent	Score	RPI S	Opponent	Score	RPI S	Opponent	Score	Team's RPI: 326
27	A South Dakota St.	47 <b>81</b>	91	A UNI	50 <b>79</b>	147	A Montana St.	56 <b>59</b>				
27	H South Dakota St.	38 <b>82</b>	93	A Creighton	51 <b>66</b>	149	H CSUN	52 <b>64</b>				
32	A Kansas St.	46 <b>61</b>				150	H Bradley	60 <b>80</b>				
40	A South Dakota	33 <b>78</b>				159	A Oral Roberts	64 <b>65</b>				
40	H South Dakota	49 <b>80</b>				159	H Oral Roberts	56 <b>71</b>				
						166	A Denver	76 <b>82</b>				
						166	H Denver	68 <b>95</b>				
						210	N Campbell	52 <b>65</b>				
						224	A North Dakota	57 <b>68</b>				
						224	H North Dakota	68 <b>69</b>				
						242	A Western Ill.	70 <b>78</b>				
						242	H Western Ill.	67 <b>79</b>				
						266	H CSU Bakersfield	53 <b>46</b>				
						322	A North Dakota St.	48 <b>55</b>				
						322	H North Dakota St.	78 <b>61</b>				
						335	A Purdue Fort Wayne	48 <b>56</b>				
						335	H Purdue Fort Wayne	70 <b>61</b>				
						336	A Detroit Mercy	51 <b>42</b>				
						343	H USC Upstate	96 <b>69</b>				
						346	N Florida A&M	57 <b>50</b>				
LAST 12 Division I GAMES:												
346	N Florida A&M	57 <b>50</b>	242	H Western Ill.	67 <b>79</b>							
166	A Denver	76 <b>82</b>	40	A South Dakota	33 <b>78</b>							
159	A Oral Roberts	64 <b>65</b>	224	H North Dakota	68 <b>69</b>							
322	A North Dakota St.	48 <b>55</b>	27	A South Dakota St.	47 <b>81</b>							
335	H Purdue Fort Wayne	70 <b>61</b>	335	A Purdue Fort Wayne	48 <b>56</b>							
27	H South Dakota St.	38 <b>82</b>	40	H South Dakota	49 <b>80</b>							

Non-Div I Games: Peru St. 91 44 Graceland (IA) 81 39

Omaha

Loss, Non-Conf, S Site, H Home A Away N Neutral

# Oral Roberts

Through Games Of March 13, 2019

Average RPI Win:	266	WON-LOST	WINNING	LAST 10	STRENGTH OF	OPP. STRENGTH	TEAM	ADJ.	CONF.	ADJ CONF.
Average RPI Loss:	88	RECORD	PCT. RANK	GAMES	SCHEDULE	OF SCHEDULE	RPI	RPI	RPI	RPI
DIV. I ONLY	16- 13	143	0- 1	218	153	159	159	19	19	
DIV. I NON-CONF.	5- 6	177	0- 0	193	73	166	166	18	18	
TOTALS	RPI 1-25	RPI 26-50	W-L RECORDS	RPI 51-100	RPI 101-150	RPI 150+				
16- 13	0- 1	0- 5	OVERALL	0- 2	0- 1	16- 4				
7- 5	0- 0	0- 2	HOME	0- 1	0- 0	7- 2				
8- 7	0- 1	0- 2	AWAY	0- 1	0- 1	8- 2				
1- 1	0- 0	0- 1	NEUTRAL	0- 0	0- 0	1- 0				
5- 6	0- 1	0- 0	NON-CONFERENCE	0- 2	0- 1	5- 2				
2- 2	0- 0	0- 0	HOME	0- 1	0- 0	2- 1				
3- 4	0- 1	0- 0	AWAY	0- 1	0- 1	3- 1				
0- 0	0- 0	0- 0	NEUTRAL	0- 0	0- 0	0- 0				
11- 7	0- 0	0- 5	CONFERENCE	0- 0	0- 0	11- 2				
5- 3	0- 0	0- 2	HOME	0- 0	0- 0	5- 1				
5- 3	0- 0	0- 2	AWAY	0- 0	0- 0	5- 1				
1- 1	0- 0	0- 1	NEUTRAL	0- 0	0- 0	1- 0				

RPI 1-25			RPI 26-50			RPI 51-100			RPI 101+ Team's RPI: 159		
RPI	S	Opponent	Score	RPI	S	Opponent	Score	RPI	S	Opponent	Score
7	A	Iowa	77 90	27	A	South Dakota St.	55 68	65	A	Arkansas	61 74
				27	H	South Dakota St.	65 74	71	H	UT Arlington	62 80
				27	N	South Dakota St.	55 86				
				40	A	South Dakota	64 75				
				40	H	South Dakota	72 76				
LAST 12 Division I GAMES:											
				27	N	South Dakota St.	55 86	40	A	South Dakota	64 75
				242	N	Western Ill.	68 64	166	H	Denver	74 66
				326	H	Omaha	65 64	27	H	South Dakota St.	65 74
				242	A	Western Ill.	92 85	335	H	Purdue Fort Wayne	66 56
				224	A	North Dakota	80 58	322	H	North Dakota St.	101 72
				322	A	North Dakota St.	65 54	166	A	Denver	76 93

Non-Div I Games: Harris-Stowe 74 46 Cent. Christian (KS94 47

Oral Roberts

Loss, Non-Conf, S Site, H Home A Away N Neutral

Average RPI Win:	92	WON-LOST	WINNING	LAST 10	STRENGTH OF	OPP. STRENGTH	TEAM	ADJ.	CONF.	ADJ CONF.
Average RPI Loss:	26	RECORD	PCT. RANK	GAMES	SCHEDULE	OF SCHEDULE	RPI	RPI	RPI	RPI
DIV. I ONLY	28- 4	7	2- 0	10	9	5	5	2	2	
DIV. I NON-CONF.	10- 1	17	0- 0	22	41	7	7	2	2	
TOTALS	RPI 1-25	RPI 26-50	W-L RECORDS	RPI 51-100	RPI 101-150	RPI 150+				
28- 4	6- 2	6- 2	OVERALL	6- 0	2- 0	8- 0				
14- 1	4- 0	1- 1	HOME	3- 0	1- 0	5- 0				
11- 2	2- 1	4- 1	AWAY	2- 0	1- 0	2- 0				
3- 1	0- 1	1- 0	NEUTRAL	1- 0	0- 0	1- 0				
10- 1	2- 0	3- 1	NON-CONFERENCE	0- 0	0- 0	5- 0				
6- 0	2- 0	1- 0	HOME	0- 0	0- 0	3- 0				
3- 1	0- 0	2- 1	AWAY	0- 0	0- 0	1- 0				
1- 0	0- 0	0- 0	NEUTRAL	0- 0	0- 0	1- 0				
18- 3	4- 2	3- 1	CONFERENCE	6- 0	2- 0	3- 0				
8- 1	2- 0	0- 1	HOME	3- 0	1- 0	2- 0				
8- 1	2- 1	2- 0	AWAY	2- 0	1- 0	1- 0				
2- 1	0- 1	1- 0	NEUTRAL	1- 0	0- 0	0- 0				

RPI 1-25				Team's RPI: 5		RPI 26-50				RPI 51-100				RPI 101+					
RPI	S	Opponent	Score		RPI	S	Opponent	Score		RPI	S	Opponent	Score		RPI	S	Opponent	Score	
4	A	Stanford	88	48	27	A	South Dakota St.	87	79	52	A	Southern California	93	53	134	A	Washington	76	57
4	N	Stanford	57	64	34	A	UCLA	72	52	52	H	Southern California	96	78	134	H	Washington	84	71
8	H	Mississippi St.	82	74	34	H	UCLA	69	74	79	A	Arizona	83	54	151	N	UC Riverside	94	44
10	H	Syracuse	75	73	34	N	UCLA	88	83	79	H	Arizona	93	60	160	A	Washington St.	79	64
23	A	Arizona St.	66	59	36	H	Buffalo	102	82	79	N	Arizona	77	63	160	H	Washington St.	98	58
23	H	Arizona St.	77	71	41	A	California	105	82	92	H	Utah	87	65	169	H	UC Irvine	115	69
24	A	Oregon St.	62	67	42	A	Michigan St.	82	88						175	H	Colorado	102	43
24	H	Oregon St.	77	68	50	A	Saint Mary's (CA)	79	55						182	A	Utah St.	88	58
LAST 12 Division I GAMES:																			
				79 N Arizona				77 63		34 H UCLA				69 74					
				34 N UCLA				88 83		24 A Oregon St.				62 67					
				4 N Stanford				57 64		24 H Oregon St.				77 68					
				23 A Arizona St.				66 59		4 A Stanford				88 48					
				79 A Arizona				83 54		41 A California				105 82					
				52 H Southern California				96 78		175 H Colorado				102 43					

Non-Div I Games: Alas. Fairbanks 115 36

Oregon

Loss, Non-Conf, S Site, H Home A Away N Neutral

Average RPI Win:	127	WON-LOST	WINNING	LAST 10	STRENGTH OF	OPP. STRENGTH	TEAM	ADJ.	CONF.	ADJ CONF.
Average RPI Loss:	30	RECORD	PCT. RANK	GAMES	SCHEDULE	OF SCHEDULE	RPI	RPI	RPI	RPI
DIV. I ONLY	24- 7	39	0- 1	69	5	24	24	2	2	
DIV. I NON-CONF.	10- 2	37	0- 0	184	22	59	59	2	2	
TOTALS	RPI 1-25	RPI 26-50	W-L RECORDS	RPI 51-100	RPI 101-150	RPI 150+				
24- 7	2- 6	4- 0	OVERALL	6- 0	3- 1	9- 0				
15- 1	1- 1	2- 0	HOME	4- 0	1- 0	7- 0				
6- 3	0- 3	2- 0	AWAY	2- 0	1- 0	1- 0				
3- 3	1- 2	0- 0	NEUTRAL	0- 0	1- 1	1- 0				
10- 2	1- 2	1- 0	NON-CONFERENCE	1- 0	1- 0	6- 0				
7- 0	0- 0	1- 0	HOME	1- 0	0- 0	5- 0				
0- 0	0- 0	0- 0	AWAY	0- 0	0- 0	0- 0				
3- 2	1- 2	0- 0	NEUTRAL	0- 0	1- 0	1- 0				
14- 5	1- 4	3- 0	CONFERENCE	5- 0	2- 1	3- 0				
8- 1	1- 1	1- 0	HOME	3- 0	1- 0	2- 0				
6- 3	0- 3	2- 0	AWAY	2- 0	1- 0	1- 0				
0- 1	0- 0	0- 0	NEUTRAL	0- 0	0- 1	0- 0				

RPI	S	Opponent	Score	RPI	S	Opponent	Score	RPI	S	Opponent	Score	RPI	S	Opponent	Score
1	N	Notre Dame	81 91	34	A	UCLA	83 73	52	A	Southern California	76 52	105	N	Western Ky.	74 60
4	A	Stanford	44 61	34	H	UCLA	75 72	52	H	Southern California	68 61	134	A	Washington	86 39
5	A	Oregon	68 77	41	A	California	82 74	77	H	Duke	71 57	134	H	Washington	78 67
5	H	Oregon	67 62	50	H	Saint Mary's (CA)	89 56	79	A	Arizona	65 60	134	N	Washington	67 68
17	N	Texas A&M	70 76					79	H	Arizona	86 64	160	A	Washington St.	52 35
19	N	South Carolina	70 68					92	H	Utah	71 63	160	H	Washington St.	76 69
23	A	Arizona St.	54 66									164	H	Santa Clara	82 31
23	H	Arizona St.	76 79									175	H	Colorado	89 65
												184	N	Eastern Wash.	93 45
												266	H	CSU Bakersfield	92 52
												284	H	La Salle	100 46
												316	H	Cal Poly	79 54
												349	H	Ark.-Pine Bluff	89 33
LAST 12 Division I GAMES:															
134	N	Washington	67 68	52	H	Southern California	68 61								
1	N	Notre Dame	81 91	5	H	Oregon	67 62								
19	N	South Carolina	70 68	5	A	Oregon	68 77								
79	A	Arizona	65 60	41	A	California	82 74								
23	A	Arizona St.	54 66	4	A	Stanford	44 61								
34	H	UCLA	75 72	92	H	Utah	71 63								

Non-Div I Games:

Oregon St.

■ Loss, 
■ Non-Conf, 
■ S Site, 
■ H Home 
■ A Away 
N Neutral

## Pacific

Through Games Of March 13, 2019

Average RPI Win:	204	WON-LOST	WINNING	LAST 10	STRENGTH OF	OPP. STRENGTH	TEAM	ADJ.	CONF.	ADJ CONF.
Average RPI Loss:	58	RECORD	PCT. RANK	GAMES	SCHEDULE	OF SCHEDULE	RPI	RPI	RPI	RPI
DIV. I ONLY	18- 12	115	1- 1	95	100	99	99	7	7	
DIV. I NON-CONF.	7- 3	83	0- 0	156	203	75	75	7	7	
TOTALS	RPI 1-25	RPI 26-50	W-L RECORDS	RPI 51-100	RPI 101-150	RPI 150+				
18- 12	0- 3	1- 4	OVERALL	3- 3	1- 1	13- 1				
9- 4	0- 1	1- 1	HOME	2- 0	0- 1	6- 1				
8- 6	0- 2	0- 2	AWAY	1- 2	1- 0	6- 0				
1- 2	0- 0	0- 1	NEUTRAL	0- 1	0- 0	1- 0				
7- 3	0- 1	0- 1	NON-CONFERENCE	2- 1	0- 0	5- 0				
4- 0	0- 0	0- 0	HOME	1- 0	0- 0	3- 0				
3- 2	0- 1	0- 0	AWAY	1- 1	0- 0	2- 0				
0- 1	0- 0	0- 1	NEUTRAL	0- 0	0- 0	0- 0				
11- 9	0- 2	1- 3	CONFERENCE	1- 2	1- 1	8- 1				
5- 4	0- 1	1- 1	HOME	1- 0	0- 1	3- 1				
5- 4	0- 1	0- 2	AWAY	0- 1	1- 0	4- 0				
1- 1	0- 0	0- 0	NEUTRAL	0- 1	0- 0	1- 0				

RPI	S	Opponent	Score	RPI	S	Opponent	Score	RPI	S	Opponent	Score	RPI	S	Opponent	Score
13	A	Gonzaga	65 88	26	A	BYU	49 75	53	A	Lamar University	66 82	106	A	Loyola Marymount	81 75
13	H	Gonzaga	51 63	26	H	BYU	74 77	61	H	Wyoming	70 64	106	H	Loyola Marymount	67 72
15	A	UCF	57 64	41	N	California	69 81	81	A	UC Davis	83 80	164	A	Santa Clara	74 70
				50	A	Saint Mary's (CA)	62 75	97	A	Pepperdine	76 96	164	H	Santa Clara	83 88
				50	H	Saint Mary's (CA)	76 67	97	H	Pepperdine	78 67	164	N	Santa Clara	76 60
								97	N	Pepperdine	84 87	191	A	Portland	76 66
												191	H	Portland	87 77
												252	A	San Francisco	85 75
												252	H	San Francisco	74 48
												262	A	Cal St. Fullerton	72 64
												274	A	San Diego	70 53
												274	H	San Diego	79 47
												289	H	UC Santa Barbara	69 53
												297	A	San Jose St.	91 67
												322	H	North Dakota St.	75 68
												337	H	Seattle U	75 61
LAST 12 Division I GAMES:															
164	N	Santa Clara	76 60	252	H	San Francisco	74 48								
97	N	Pepperdine	84 87	26	A	BYU	49 75								
50	A	Saint Mary's (CA)	62 75	274	A	San Diego	70 53								
106	A	Loyola Marymount	81 75	191	H	Portland	87 77								
97	A	Pepperdine	76 96	13	H	Gonzaga	51 63								
164	H	Santa Clara	83 88	97	H	Pepperdine	78 67								

Non-Div I Games:

Pacific

■ Loss, 
 ■ Non-Conf, 
 ■ S Site, 
 ■ Home 
 ■ A Away 
 N Neutral

Average RPI Win:	210	WON-LOST	WINNING	LAST 10	STRENGTH OF	OPP. STRENGTH	TEAM	ADJ.	CONF.	ADJ CONF.
Average RPI Loss:	51	RECORD	PCT. RANK	GAMES	SCHEDULE	OF SCHEDULE	RPI	RPI	RPI	RPI
DIV. I ONLY	21- 5	27	1- 0	185	118	59	59	11	11	
DIV. I NON-CONF.	9- 3	62	0- 0	221	108	90	90	11	11	
TOTALS	RPI 1-25	RPI 26-50	W-L RECORDS	RPI 51-100	RPI 101-150	RPI 150+				
21- 5	0- 1	0- 0	OVERALL	3- 4	2- 0	16- 0				
10- 2	0- 0	0- 0	HOME	1- 2	1- 0	8- 0				
11- 2	0- 1	0- 0	AWAY	2- 1	1- 0	8- 0				
0- 1	0- 0	0- 0	NEUTRAL	0- 1	0- 0	0- 0				
9- 3	0- 1	0- 0	NON-CONFERENCE	1- 2	0- 0	8- 0				
4- 1	0- 0	0- 0	HOME	0- 1	0- 0	4- 0				
5- 1	0- 1	0- 0	AWAY	1- 0	0- 0	4- 0				
0- 1	0- 0	0- 0	NEUTRAL	0- 1	0- 0	0- 0				
12- 2	0- 0	0- 0	CONFERENCE	2- 2	2- 0	8- 0				
6- 1	0- 0	0- 0	HOME	1- 1	1- 0	4- 0				
6- 1	0- 0	0- 0	AWAY	1- 1	1- 0	4- 0				
0- 0	0- 0	0- 0	NEUTRAL	0- 0	0- 0	0- 0				

RPI 1-25				RPI 26-50				RPI 51-100 Team's RPI: 59				RPI 101+			
RPI	S	Opponent	Score	RPI	S	Opponent	Score	RPI	S	Opponent	Score	RPI	S	Opponent	Score
1	A	Notre Dame	55 75					51	A	Princeton	66 60	136	A	Yale	65 56
								51	H	Princeton	53 68	136	H	Yale	54 48
								55	H	Villanova	50 58	165	H	Temple	71 62
								60	N	Maine	46 47	197	A	Cornell	59 46
								63	A	Drexel	55 39	197	H	Cornell	69 58
								88	A	Harvard	72 80	208	A	Stetson	75 53
								88	H	Harvard	75 70	209	A	Dartmouth	60 44
												209	H	Dartmouth	56 52
												234	H	Saint Joseph's	65 45
												250	A	Columbia	72 60
												250	H	Columbia	79 56
												255	A	Navy	65 61
												276	A	Siena	58 51
												280	A	Brown	75 53
												280	H	Brown	83 43
												284	H	La Salle	65 34
												323	A	Iona	66 43
												325	H	NJIT	85 42
LAST 12 Division I GAMES:															
280	A	Brown	75 53	250	H	Columbia	79 56								
136	A	Yale	65 56	88	A	Harvard	72 80								
209	H	Dartmouth	56 52	209	A	Dartmouth	60 44								
88	H	Harvard	75 70	136	H	Yale	54 48								
51	H	Princeton	53 68	280	H	Brown	83 43								
197	H	Cornell	69 58	250	A	Columbia	72 60								

Non-Div I Games: Haverford 81 46

Penn

Average RPI Win:	163	WON-LOST	WINNING	LAST 10	STRENGTH OF	OPP. STRENGTH	TEAM	ADJ.	CONF.	ADJ CONF.
Average RPI Loss:	70	RECORD	PCT. RANK	GAMES	SCHEDULE	OF SCHEDULE	RPI	RPI	RPI	RPI
DIV. I ONLY	12- 18	226	0- 1	36	71	145	145	4	4	
DIV. I NON-CONF.	7- 4	108	0- 0	43	123	94	94	6	6	
TOTALS	RPI 1-25	RPI 26-50	W-L RECORDS	RPI 51-100	RPI 101-150	RPI 150+				
12- 18	0- 4	0- 6	OVERALL	4- 3	1- 4	7- 1				
9- 9	0- 2	0- 3	HOME	3- 2	1- 2	5- 0				
3- 8	0- 2	0- 3	AWAY	1- 1	0- 2	2- 0				
0- 1	0- 0	0- 0	NEUTRAL	0- 0	0- 0	0- 1				
7- 4	0- 1	0- 1	NON-CONFERENCE	3- 0	1- 2	3- 0				
6- 3	0- 0	0- 1	HOME	2- 0	1- 2	3- 0				
1- 1	0- 1	0- 0	AWAY	1- 0	0- 0	0- 0				
0- 0	0- 0	0- 0	NEUTRAL	0- 0	0- 0	0- 0				
5- 14	0- 3	0- 5	CONFERENCE	1- 3	0- 2	4- 1				
3- 6	0- 2	0- 2	HOME	1- 2	0- 0	2- 0				
2- 7	0- 1	0- 3	AWAY	0- 1	0- 2	2- 0				
0- 1	0- 0	0- 0	NEUTRAL	0- 0	0- 0	0- 1				

RPI 1-25				RPI 26-50				RPI 51-100				RPI 101+ Team's RPI: 145			
RPI	S	Opponent	Score	RPI	S	Opponent	Score	RPI	S	Opponent	Score	RPI	S	Opponent	Score
7	H	Iowa	61 81	30	A	Rutgers	61 74	51	H	Princeton	79 71	107	A	Minnesota	67 97
14	A	Maryland	67 79	30	H	Rutgers	61 69	76	H	American	80 59	117	A	Northwestern	63 78
14	H	Maryland	61 77	41	H	California	58 75	82	A	Fordham	72 55	121	H	Providence	74 72
21	A	Florida St.	58 87	42	A	Michigan St.	48 57	89	H	Purdue	72 61	135	H	Duquesne	58 64
				46	H	Michigan	62 66	94	H	Nebraska	74 79	137	H	Stony Brook	70 81
				47	A	Indiana	75 83	100	A	Ohio St.	73 78	186	A	Wisconsin	65 59
								100	H	Ohio St.	71 76	186	H	Wisconsin	71 64
												186	N	Wisconsin	57 65
												224	H	North Dakota	75 68
												226	A	Illinois	76 65
												226	H	Illinois	62 48
												233	H	Jacksonville	80 61
												261	H	St. Bonaventure	80 65
LAST 12 Division I GAMES:															
186	N	Wisconsin	57 65	46	H	Michigan	62 66								
94	H	Nebraska	74 79	100	A	Ohio St.	73 78								
226	A	Illinois	76 65	7	H	Iowa	61 81								
89	H	Purdue	72 61	42	A	Michigan St.	48 57								
107	A	Minnesota	67 97	30	H	Rutgers	61 69								
117	A	Northwestern	63 78	186	A	Wisconsin	65 59								

Non-Div I Games:

Penn St.

■ Loss, 
■ Non-Conf, 
■ S Site, 
■ H Home 
■ A Away 
N Neutral

# Pepperdine

Through Games Of March 13, 2019

Average RPI Win:	196	WON-LOST	WINNING	LAST 10	STRENGTH OF	OPP. STRENGTH	TEAM	ADJ.	CONF.	ADJ CONF.
Average RPI Loss:	101	RECORD	PCT. RANK	GAMES	SCHEDULE	OF SCHEDULE	RPI	RPI	RPI	RPI
DIV. I ONLY	19- 11	101	1- 1	176	90	97	97	7	7	
DIV. I NON-CONF.	6- 4	125	0- 0	345	216	214	214	7	7	
TOTALS	RPI 1-25	RPI 26-50	W-L RECORDS	RPI 51-100	RPI 101-150	RPI 150+				
19- 11	0- 2	2- 3	OVERALL	2- 1	2- 2	13- 3				
9- 1	0- 1	2- 0	HOME	1- 0	1- 0	5- 0				
7- 8	0- 1	0- 2	AWAY	0- 1	1- 2	6- 2				
3- 2	0- 0	0- 1	NEUTRAL	1- 0	0- 0	2- 1				
6- 4	0- 0	0- 0	NON-CONFERENCE	0- 0	0- 2	6- 2				
1- 0	0- 0	0- 0	HOME	0- 0	0- 0	1- 0				
3- 3	0- 0	0- 0	AWAY	0- 0	0- 2	3- 1				
2- 1	0- 0	0- 0	NEUTRAL	0- 0	0- 0	2- 1				
13- 7	0- 2	2- 3	CONFERENCE	2- 1	2- 0	7- 1				
8- 1	0- 1	2- 0	HOME	1- 0	1- 0	4- 0				
4- 5	0- 1	0- 2	AWAY	0- 1	1- 0	3- 1				
1- 1	0- 0	0- 1	NEUTRAL	1- 0	0- 0	0- 0				

RPI S Opponent	Score	RPI S Opponent	Score	RPI S Opponent	Score	RPI S Opponent	Score
13 A Gonzaga	60 83	26 A BYU	58 83	99 A Pacific	67 78	106 A Loyola Marymount	73 55
13 H Gonzaga	54 79	26 H BYU	79 65	99 H Pacific	96 76	106 H Loyola Marymount	95 86
		26 N BYU	63 68	99 N Pacific	87 84	108 A Idaho St.	63 65
		50 A Saint Mary's (CA)	68 79			121 A Providence	47 66
		50 H Saint Mary's (CA)	77 72			164 A Santa Clara	76 74
						164 H Santa Clara	74 48
						175 A Colorado	65 80
						191 A Portland	63 85
						191 H Portland	82 68
						199 A Hawaii	65 64
						244 N Northern Ky.	51 46
						252 A San Francisco	72 66
						252 H San Francisco	69 50
						265 N Sacramento St.	113 97
						274 A San Diego	74 55
						274 H San Diego	88 65
						284 N La Salle	55 62
						313 H Weber St.	68 47
						316 A Cal Poly	70 63
						337 A Seattle U	78 64
LAST 12 Division I GAMES:							
99 N Pacific	87 84	106 A Loyola Marymount	73 55				
26 N BYU	63 68	164 A Santa Clara	76 74				
191 A Portland	63 85	252 A San Francisco	72 66				
13 A Gonzaga	60 83	26 H BYU	79 65				
50 H Saint Mary's (CA)	77 72	274 H San Diego	88 65				
99 H Pacific	96 76	99 A Pacific	67 78				

Non-Div I Games: Cal St. L.A. 80 56

Pepperdine

Loss, Non-Conf, S Site, H Home A Away N Neutral



Average RPI Win:	143	WON-LOST	WINNING	LAST 10	STRENGTH OF	OPP. STRENGTH	TEAM	ADJ.	CONF.	ADJ CONF.
Average RPI Loss:	56	RECORD	PCT. RANK	GAMES	SCHEDULE	OF SCHEDULE	RPI	RPI	RPI	RPI
DIV. I ONLY	11- 20	255	0- 1	19	19	127	127	1	1	
DIV. I NON-CONF.	9- 5	104	0- 0	62	120	83	83	1	1	
TOTALS	RPI 1-25	RPI 26-50	W-L RECORDS	RPI 51-100	RPI 101-150	RPI 150+				
11- 20	0- 9	1- 1	OVERALL	3- 7	4- 2	3- 1				
6- 10	0- 4	1- 1	HOME	2- 3	1- 2	2- 0				
3- 8	0- 5	0- 0	AWAY	0- 3	3- 0	0- 0				
2- 2	0- 0	0- 0	NEUTRAL	1- 1	0- 0	1- 1				
9- 5	0- 1	0- 0	NON-CONFERENCE	3- 2	3- 1	3- 1				
5- 3	0- 1	0- 0	HOME	2- 1	1- 1	2- 0				
2- 1	0- 0	0- 0	AWAY	0- 1	2- 0	0- 0				
2- 1	0- 0	0- 0	NEUTRAL	1- 0	0- 0	1- 1				
2- 15	0- 8	1- 1	CONFERENCE	0- 5	1- 1	0- 0				
1- 7	0- 3	1- 1	HOME	0- 2	0- 1	0- 0				
1- 7	0- 5	0- 0	AWAY	0- 2	1- 0	0- 0				
0- 1	0- 0	0- 0	NEUTRAL	0- 1	0- 0	0- 0				

RPI S	Opponent	Score	RPI S	Opponent	Score	RPI S	Opponent	Score	RPI S	Opponent	Score	Team's RPI: 127
1	A Notre Dame	44 100	37	H North Carolina	91 78	65	N Arkansas	61 54	114	H UNCW	60 56	
3	A Louisville	42 70	49	H Clemson	59 65	66	A Georgia Tech	55 67	117	A Northwestern	52 49	
3	H Louisville	40 67				69	A Georgetown	41 70	122	H Youngstown St.	55 64	
9	A NC State	34 63				72	H Virginia Tech	58 74	133	H Boston College	55 59	
10	A Syracuse	63 90				75	H Cincinnati	65 48	135	A Duquesne	66 58	
10	H Syracuse	50 82				77	A Duke	55 74	148	A Wake Forest	70 64	
15	H UCF	58 61				77	N Duke	64 86	186	N Wisconsin	42 57	
18	H Miami (FL)	51 65				78	H West Virginia	43 77	207	H Saint Francis (PA)	78 75	
21	A Florida St.	46 78				82	H Fordham	65 62	283	H New Orleans	90 38	
						96	H Virginia	57 74	305	N Tennessee St.	78 56	
LAST 12 Division I GAMES:												
77	N Duke	64 86	18	H Miami (FL)	51 65							
3	H Louisville	40 67	66	A Georgia Tech	55 67							
148	A Wake Forest	70 64	77	A Duke	55 74							
10	A Syracuse	63 90	72	H Virginia Tech	58 74							
21	A Florida St.	46 78	3	A Louisville	42 70							
37	H North Carolina	91 78	96	H Virginia	57 74							

Non-Div I Games:

Pittsburgh

■ Loss, 
■ Non-Conf, S Site, 
■ Home 
■ Away 
N Neutral

Average RPI Win:	245	WON-LOST	WINNING	LAST 10	STRENGTH OF	OPP. STRENGTH	TEAM	ADJ.	CONF.	ADJ CONF.
Average RPI Loss:	95	RECORD	PCT. RANK	GAMES	SCHEDULE	OF SCHEDULE	RPI	RPI	RPI	RPI
DIV. I ONLY	11- 17	233	0- 1	130	111	191	191	7	7	
DIV. I NON-CONF.	6- 3	91	0- 0	214	327	138	138	7	7	
TOTALS	RPI 1-25	RPI 26-50	W-L RECORDS	RPI 51-100	RPI 101-150	RPI 150+				
11- 17	0- 2	0- 4	OVERALL	1- 4	0- 3	10- 4				
6- 7	0- 1	0- 2	HOME	1- 1	0- 1	5- 2				
5- 8	0- 1	0- 2	AWAY	0- 2	0- 2	5- 1				
0- 2	0- 0	0- 0	NEUTRAL	0- 1	0- 0	0- 1				
6- 3	0- 0	0- 0	NON-CONFERENCE	0- 1	0- 1	6- 1				
3- 1	0- 0	0- 0	HOME	0- 0	0- 0	3- 1				
3- 1	0- 0	0- 0	AWAY	0- 0	0- 1	3- 0				
0- 1	0- 0	0- 0	NEUTRAL	0- 1	0- 0	0- 0				
5- 14	0- 2	0- 4	CONFERENCE	1- 3	0- 2	4- 3				
3- 6	0- 1	0- 2	HOME	1- 1	0- 1	2- 1				
2- 7	0- 1	0- 2	AWAY	0- 2	0- 1	2- 1				
0- 1	0- 0	0- 0	NEUTRAL	0- 0	0- 0	0- 1				

RPI 1-25				RPI 26-50				RPI 51-100				RPI 101+ Team's RPI: 191			
RPI	S	Opponent	Score	RPI	S	Opponent	Score	RPI	S	Opponent	Score	RPI	S	Opponent	Score
13	A	Gonzaga	71 97	26	A	BYU	71 79	79	N	Arizona	70 92	106	A	Loyola Marymount	58 76
13	H	Gonzaga	62 93	26	H	BYU	69 70	97	A	Pepperdine	68 82	106	H	Loyola Marymount	54 70
				50	A	Saint Mary's (CA)	85 113	97	H	Pepperdine	85 63	109	A	Portland St.	79 92
				50	H	Saint Mary's (CA)	91 98	99	A	Pacific	77 87	164	A	Santa Clara	68 106
								99	H	Pacific	66 76	164	H	Santa Clara	66 72
												169	H	UC Irvine	69 84
												182	H	Utah St.	61 54
												199	A	Hawaii	72 65
												252	A	San Francisco	69 66
												252	H	San Francisco	78 73
												252	N	San Francisco	69 76
												262	H	Cal St. Fullerton	83 74
												274	A	San Diego	69 60
												274	H	San Diego	96 74
												292	A	Utah Valley	65 60
												298	H	Air Force	79 60
												313	A	Weber St.	89 73
LAST 12 Division I GAMES:															
252	N	San Francisco	69 76	26	H	BYU	69 70								
97	H	Pepperdine	85 63	13	H	Gonzaga	62 93								
106	H	Loyola Marymount	54 70	99	A	Pacific	77 87								
164	A	Santa Clara	68 106	50	A	Saint Mary's (CA)	85 113								
252	A	San Francisco	69 66	252	H	San Francisco	78 73								
274	H	San Diego	96 74	164	H	Santa Clara	66 72								

Non-Div I Games: Warner Pacific 98 63 Willamette 82 27

Portland

Loss, Non-Conf, S Site, H Home A Away N Neutral

Portland St.

Through Games Of March 13, 2019

Average RPI Win: <b>220</b>	WON-LOST	WINNING	LAST 10	STRENGTH OF	OPP. STRENGTH	TEAM	ADJ.	CONF.	ADJ CONF.
Average RPI Loss: <b>125</b>	RECORD	PCT. RANK	GAMES	SCHEDULE	OF SCHEDULE	RPI	RPI	RPI	RPI
DIV. I ONLY	23- 7	43	2- 0	264	195	109	109	16	16
DIV. I NON-CONF.	7- 1	30	0- 0	316	317	144	144	13	13
TOTALS	RPI 1-25	RPI 26-50	W-L RECORDS	RPI 51-100	RPI 101-150	RPI 150+			
23- 7	0- 0	0- 0	OVERALL	2- 2	4- 3	17- 2			
13- 3	0- 0	0- 0	HOME	1- 1	2- 1	10- 1			
8- 4	0- 0	0- 0	AWAY	0- 1	1- 2	7- 1			
2- 0	0- 0	0- 0	NEUTRAL	1- 0	1- 0	0- 0			
7- 1	0- 0	0- 0	NON-CONFERENCE	1- 0	0- 0	6- 1			
5- 1	0- 0	0- 0	HOME	1- 0	0- 0	4- 1			
2- 0	0- 0	0- 0	AWAY	0- 0	0- 0	2- 0			
0- 0	0- 0	0- 0	NEUTRAL	0- 0	0- 0	0- 0			
16- 6	0- 0	0- 0	CONFERENCE	1- 2	4- 3	11- 1			
8- 2	0- 0	0- 0	HOME	0- 1	2- 1	6- 0			
6- 4	0- 0	0- 0	AWAY	0- 1	1- 2	5- 1			
2- 0	0- 0	0- 0	NEUTRAL	1- 0	1- 0	0- 0			

RPI S	Opponent	Score	RPI S	Opponent	Score	RPI S	Opponent	Score	RPI S	Opponent	Score	Team's RPI: 109
						81	H UC Davis	65 50	108	A Idaho St.	54 <b>72</b>	
						87	A Idaho	78 <b>80</b>	108	H Idaho St.	57 <b>58</b>	
						87	H Idaho	68 <b>81</b>	128	A Northern Colo.	63 <b>79</b>	
						87	N Idaho	75 59	128	H Northern Colo.	85 66	
									147	A Montana St.	68 55	
									147	H Montana St.	55 53	
									147	N Montana St.	68 56	
									169	H UC Irvine	68 <b>73</b>	
									184	A Eastern Wash.	76 64	
									184	H Eastern Wash.	76 57	
									188	A Montana	70 <b>73</b>	
									188	H Montana	78 60	
									191	H Portland	92 79	
									203	H UNLV	58 49	
									221	A Northern Ariz.	74 59	
									221	H Northern Ariz.	72 55	
									256	A UTEP	89 61	
									265	A Sacramento St.	75 57	
									265	H Sacramento St.	74 58	
									271	A Southern Utah	81 56	
									271	H Southern Utah	63 49	
									297	H San Jose St.	80 51	
									313	A Weber St.	77 59	
									313	H Weber St.	65 38	
									337	H Seattle U	68 43	
									341	A Grand Canyon	60 55	
LAST 12 Division I GAMES:												
			147	N Montana St.	68 56	265	A Sacramento St.	75 57				
			87	N Idaho	75 59	108	A Idaho St.	54 <b>72</b>				
			147	A Montana St.	68 55	271	A Southern Utah	81 56				
			188	A Montana	70 <b>73</b>	221	A Northern Ariz.	74 59				
			184	H Eastern Wash.	76 57	128	H Northern Colo.	85 66				
			87	H Idaho	68 <b>81</b>	265	H Sacramento St.	74 58				

Non-Div I Games: Warner Pacific 102 49

Portland St.

Loss, Non-Conf, S Site, H Home A Away N Neutral

Prairie View

Through Games Of March 13, 2019

Average RPI Win:	289	WON-LOST	WINNING	LAST 10	STRENGTH OF	OPP. STRENGTH	TEAM	ADJ.	CONF.	ADJ CONF.
Average RPI Loss:	150	RECORD	PCT. RANK	GAMES	SCHEDULE	OF SCHEDULE	RPI	RPI	RPI	RPI
DIV. I ONLY	15- 12	142	1- 0	286	306	187	187	29	29	
DIV. I NON-CONF.	1- 7	319	0- 0	42	33	211	211	28	28	
TOTALS	RPI 1-25	RPI 26-50	W-L RECORDS	RPI 51-100	RPI 101-150	RPI 150+				
15- 12	0- 2	0- 1	OVERALL	0- 1	0- 1	15- 7				
8- 3	0- 0	0- 1	HOME	0- 0	0- 0	8- 2				
6- 9	0- 2	0- 0	AWAY	0- 1	0- 1	6- 5				
1- 0	0- 0	0- 0	NEUTRAL	0- 0	0- 0	1- 0				
1- 7	0- 2	0- 1	NON-CONFERENCE	0- 1	0- 1	1- 2				
0- 1	0- 0	0- 1	HOME	0- 0	0- 0	0- 0				
0- 6	0- 2	0- 0	AWAY	0- 1	0- 1	0- 2				
1- 0	0- 0	0- 0	NEUTRAL	0- 0	0- 0	1- 0				
14- 5	0- 0	0- 0	CONFERENCE	0- 0	0- 0	14- 5				
8- 2	0- 0	0- 0	HOME	0- 0	0- 0	8- 2				
6- 3	0- 0	0- 0	AWAY	0- 0	0- 0	6- 3				
0- 0	0- 0	0- 0	NEUTRAL	0- 0	0- 0	0- 0				

RPI 1-25				RPI 26-50				RPI 51-100				RPI 101+ Team's RPI: 187			
RPI	S	Opponent	Score	RPI	S	Opponent	Score	RPI	S	Opponent	Score	RPI	S	Opponent	Score
11	A	Iowa St.	46 94	35	H	Rice	58 68	65	A	Arkansas	44 71	143	A	Oklahoma St.	50 70
17	A	Texas A&M	57 70									170	A	Southern U.	55 54
												170	H	Southern U.	63 52
												175	A	Colorado	38 79
												200	A	Grambling	57 73
												200	H	Grambling	63 64
												227	A	Texas Southern	67 73
												227	H	Texas Southern	44 52
												228	A	UTRGV	50 57
												249	A	Jackson St.	89 80
												249	H	Jackson St.	76 57
												267	A	Alabama St.	59 67
												267	H	Alabama St.	71 59
												275	N	A&M-Corpus Christi	67 59
												301	A	Alabama A&M	72 69
												301	H	Alabama A&M	77 65
												301	H	Alabama A&M	69 56
												329	A	Mississippi Val.	75 65
												329	H	Mississippi Val.	91 55
												349	A	Ark.-Pine Bluff	80 41
												349	H	Ark.-Pine Bluff	79 46
												350	A	Alcorn	82 61
												350	H	Alcorn	90 61
LAST 12 Division I GAMES:															
301	H	Alabama A&M	69 56	329	H	Mississippi Val.	91 55								
350	H	Alcorn	90 61	200	A	Grambling	57 73								
170	H	Southern U.	63 52	249	A	Jackson St.	89 80								
267	A	Alabama St.	59 67	227	A	Texas Southern	67 73								
301	A	Alabama A&M	72 69	267	H	Alabama St.	71 59								
349	H	Ark.-Pine Bluff	79 46	301	H	Alabama A&M	77 65								

Non-Div I Games: Jarvis Christian 117 32 Arlington Baptist 105 31

Prairie View

Loss, Non-Conf, S Site, H Home A Away N Neutral

Presbyterian

Through Games Of March 13, 2019

Average RPI Win:	317	WON-LOST	WINNING	LAST 10	STRENGTH OF	OPP. STRENGTH	TEAM	ADJ.	CONF.	ADJ CONF.
Average RPI Loss:	191	RECORD	PCT. RANK	GAMES	SCHEDULE	OF SCHEDULE	RPI	RPI	RPI	RPI
DIV. I ONLY	7- 23	304	1- 0	305	300	321	321	27	27	
DIV. I NON-CONF.	2- 9	297	0- 0	291	261	325	325	29	29	
TOTALS	RPI 1-25	RPI 26-50	W-L RECORDS	RPI 51-100	RPI 101-150	RPI 150+				
7- 23	0- 0	0- 0	OVERALL	0- 5	0- 2	7- 16				
3- 9	0- 0	0- 0	HOME	0- 2	0- 0	3- 7				
4- 14	0- 0	0- 0	AWAY	0- 3	0- 2	4- 9				
0- 0	0- 0	0- 0	NEUTRAL	0- 0	0- 0	0- 0				
2- 9	0- 0	0- 0	NON-CONFERENCE	0- 1	0- 2	2- 6				
1- 2	0- 0	0- 0	HOME	0- 0	0- 0	1- 2				
1- 7	0- 0	0- 0	AWAY	0- 1	0- 2	1- 4				
0- 0	0- 0	0- 0	NEUTRAL	0- 0	0- 0	0- 0				
5- 14	0- 0	0- 0	CONFERENCE	0- 4	0- 0	5- 10				
2- 7	0- 0	0- 0	HOME	0- 2	0- 0	2- 5				
3- 7	0- 0	0- 0	AWAY	0- 2	0- 0	3- 5				
0- 0	0- 0	0- 0	NEUTRAL	0- 0	0- 0	0- 0				

RPI S	Opponent	Score	RPI S	Opponent	Score	RPI S	Opponent	Score	RPI S	Opponent	Score	Team's RPI: 321
						57	A Tennessee	49 97	112	A Georgia	59 83	
						80	A Radford	49 59	114	A UNCW	48 63	
						80	H Radford	43 48	153	A Davidson	56 83	
						95	A High Point	40 79	180	A UNC Asheville	45 51	
						95	H High Point	63 70	180	H UNC Asheville	43 52	
									192	A Furman	68 76	
									194	A Hampton	62 79	
									194	H Hampton	68 82	
									206	A Vanderbilt	43 78	
									210	A Campbell	46 51	
									240	A Gardner-Webb	62 67	
									240	H Gardner-Webb	58 66	
									254	H Wofford	61 50	
									286	H Ga. Southern	68 69	
									288	A Samford	54 75	
									293	H Charleston So.	55 63	
									296	A Col. of Charleston	71 65	
									300	H South Carolina St.	48 57	
									306	A Winthrop	64 52	
									306	A Winthrop	52 55	
									306	H Winthrop	54 62	
									338	A Longwood	64 60	
									338	H Longwood	81 66	
									343	A USC Upstate	66 58	
									343	H USC Upstate	70 54	
LAST 12 Division I GAMES:												
306	A	Winthrop	64	52	95	H	High Point	63	70			
80	H	Radford	43	48	180	A	UNC Asheville	45	51			
240	A	Gardner-Webb	62	67	306	H	Winthrop	54	62			
338	A	Longwood	64	60	194	A	Hampton	62	79			
194	H	Hampton	68	82	293	H	Charleston So.	55	63			
343	A	USC Upstate	66	58	180	H	UNC Asheville	43	52			

Non-Div I Games:

Presbyterian

Loss, Non-Conf, S Site, H Home A Away N Neutral

Average RPI Win:	180	WON-LOST	WINNING	LAST 10	STRENGTH OF	OPP. STRENGTH	TEAM	ADJ.	CONF.	ADJ CONF.
Average RPI Loss:	90	RECORD	PCT. RANK	GAMES	SCHEDULE	OF SCHEDULE	RPI	RPI	RPI	RPI
DIV. I ONLY	20- 9	69	1- 0	71	116	51	51	11	11	
DIV. I NON-CONF.	8- 7	160	0- 0	57	72	73	73	11	11	
TOTALS	RPI 1-25	RPI 26-50	W-L RECORDS	RPI 51-100	RPI 101-150	RPI 150+				
20- 9	0- 2	1- 1	OVERALL	3- 2	3- 3	13- 1				
8- 3	0- 0	1- 0	HOME	1- 1	1- 2	5- 0				
12- 3	0- 0	0- 0	AWAY	2- 1	2- 1	8- 1				
0- 3	0- 2	0- 1	NEUTRAL	0- 0	0- 0	0- 0				
8- 7	0- 2	1- 1	NON-CONFERENCE	0- 1	2- 2	5- 1				
3- 1	0- 0	1- 0	HOME	0- 0	1- 1	1- 0				
5- 3	0- 0	0- 0	AWAY	0- 1	1- 1	4- 1				
0- 3	0- 2	0- 1	NEUTRAL	0- 0	0- 0	0- 0				
12- 2	0- 0	0- 0	CONFERENCE	3- 1	1- 1	8- 0				
5- 2	0- 0	0- 0	HOME	1- 1	0- 1	4- 0				
7- 0	0- 0	0- 0	AWAY	2- 0	1- 0	4- 0				
0- 0	0- 0	0- 0	NEUTRAL	0- 0	0- 0	0- 0				

RPI 1-25				RPI 26-50				RPI 51-100				Team's RPI: 51	RPI 101+			
RPI	S	Opponent	Score	RPI	S	Opponent	Score	RPI	S	Opponent	Score		RPI	S	Opponent	Score
10	N	Syracuse	61 92	32	N	Kansas St.	61 80	55	A	Villanova	46 67		104	A	Hartford	75 38
20	N	DePaul	67 82	39	H	Quinnipiac	54 42	59	A	Penn	68 53		119	H	Marist	60 57
								59	H	Penn	60 66		136	A	Yale	80 68
								88	A	Harvard	75 71		136	H	Yale	86 96
								88	H	Harvard	61 58		141	H	Seton Hall	66 70
													145	A	Penn St.	71 79
													153	H	Davidson	65 57
													171	A	Rider	89 65
													197	A	Cornell	75 46
													197	H	Cornell	68 64
													209	A	Dartmouth	82 75
													209	H	Dartmouth	64 47
													214	A	Monmouth	79 47
													216	A	George Washington	49 64
													248	A	St. Francis Brooklyn	83 64
													250	A	Columbia	79 64
													250	H	Columbia	65 59
													280	A	Brown	88 68
													280	H	Brown	93 74
													317	A	New Hampshire	90 42
LAST 12 Division I GAMES:																
				136	A	Yale	80 68					197	H	Cornell	68 64	
				280	A	Brown	88 68					209	A	Dartmouth	82 75	
				88	H	Harvard	61 58					88	A	Harvard	75 71	
				209	H	Dartmouth	64 47					280	H	Brown	93 74	
				59	A	Penn	68 53					136	H	Yale	86 96	
				250	H	Columbia	65 59					197	A	Cornell	75 46	

Non-Div I Games:

Princeton

■ Loss, 
■ Non-Conf, S Site, 
■ Home 
■ Away 
N Neutral

# Providence

# Through Games Of March 13, 2019

Average RPI Win:	170	WON-LOST	WINNING	LAST 10	STRENGTH OF	OPP. STRENGTH	TEAM	ADJ.	CONF.	ADJ CONF.
Average RPI Loss:	78	RECORD	PCT. RANK	GAMES	SCHEDULE	OF SCHEDULE	RPI	RPI	RPI	RPI
DIV. I ONLY	17- 15	159	1- 1	83	73	121	121	6	6	
DIV. I NON-CONF.	8- 4	91	0- 0	225	204	149	149	4	4	
TOTALS	RPI 1-25	RPI 26-50	W-L RECORDS	RPI 51-100	RPI 101-150	RPI 150+				
17- 15	0- 5	0- 1	OVERALL	5- 5	4- 3	8- 1				
9- 7	0- 2	0- 1	HOME	3- 3	2- 1	4- 0				
6- 8	0- 3	0- 0	AWAY	2- 2	2- 2	2- 1				
2- 0	0- 0	0- 0	NEUTRAL	0- 0	0- 0	2- 0				
8- 4	0- 0	0- 1	NON-CONFERENCE	1- 1	2- 1	5- 1				
5- 2	0- 0	0- 1	HOME	1- 1	1- 0	3- 0				
2- 2	0- 0	0- 0	AWAY	0- 0	1- 1	1- 1				
1- 0	0- 0	0- 0	NEUTRAL	0- 0	0- 0	1- 0				
9- 11	0- 5	0- 0	CONFERENCE	4- 4	2- 2	3- 0				
4- 5	0- 2	0- 0	HOME	2- 2	1- 1	1- 0				
4- 6	0- 3	0- 0	AWAY	2- 2	1- 1	1- 0				
1- 0	0- 0	0- 0	NEUTRAL	0- 0	0- 0	1- 0				

RPI S Opponent	Score	RPI S Opponent	Score	RPI S Opponent	Score	RPI S Opponent	Score	Team's RPI: 121
12 A Marquette	46 85	39 H Quinnipiac	44 48	55 A Villanova	33 53	116 A St. John's (NY)	67 66	
12 H Marquette	57 80			55 H Villanova	67 61	116 H St. John's (NY)	57 60	
20 A DePaul	60 85			69 A Georgetown	56 61	133 A Boston College	61 57	
20 A DePaul	62 88			69 H Georgetown	52 68	136 H Yale	59 42	
20 H DePaul	61 76			74 A Butler	66 63	141 A Seton Hall	73 79	
				74 H Butler	74 68	141 H Seton Hall	82 75	
				93 A Creighton	77 63	145 A Penn St.	72 74	
				93 H Creighton	64 73	181 H Sacred Heart	62 52	
				97 H Pepperdine	66 47	215 A Xavier	63 55	
				98 H Northeastern	59 65	215 H Xavier	71 58	
						215 N Xavier	70 62	
						244 H Northern Ky.	48 43	
						258 A Rhode Island	65 72	
						284 H La Salle	77 47	
						294 N Bryant	72 64	
						327 A UMass Lowell	71 47	
LAST 12 Division I GAMES:								
215 N Xavier	70 62	74 A Butler	66 63					
20 A DePaul	60 85	215 A Xavier	63 55					
294 N Bryant	72 64	116 H St. John's (NY)	57 60					
12 H Marquette	57 80	141 H Seton Hall	82 75					
20 H DePaul	61 76	69 A Georgetown	56 61					
93 H Creighton	64 73	55 A Villanova	33 53					

Non-Div I Games:

Providence

Loss, Non-Conf, S Site, H Home A Away N Neutral

Average RPI Win: 151		WON-LOST	WINNING	LAST 10	STRENGTH OF	OPP. STRENGTH	TEAM	ADJ.	CONF.	ADJ CONF.
Average RPI Loss: 65		RECORD	PCT. RANK	GAMES	SCHEDULE	OF SCHEDULE	RPI	RPI	RPI	RPI
DIV. I ONLY		19- 15	141	1- 0	50	52	89	89	4	4
DIV. I NON-CONF.		9- 4	85	0- 0	112	67	86	86	6	6
TOTALS		RPI 1-25	RPI 26-50		W-L RECORDS		RPI 51-100	RPI 101-150	RPI 150+	
19- 15	2- 4	2- 5		OVERALL		3- 2	4- 3	8- 1		
13- 4	2- 2	2- 0		HOME		2- 1	2- 1	5- 0		
3- 8	0- 1	0- 4		AWAY		0- 1	2- 1	1- 1		
3- 3	0- 1	0- 1		NEUTRAL		1- 0	0- 1	2- 0		
9- 4	1- 2	0- 1		NON-CONFERENCE		1- 0	1- 1	6- 0		
7- 1	1- 1	0- 0		HOME		1- 0	1- 0	4- 0		
1- 1	0- 0	0- 1		AWAY		0- 0	0- 0	1- 0		
1- 2	0- 1	0- 0		NEUTRAL		0- 0	0- 1	1- 0		
10- 11	1- 2	2- 4		CONFERENCE		2- 2	3- 2	2- 1		
6- 3	1- 1	2- 0		HOME		1- 1	1- 1	1- 0		
2- 7	0- 1	0- 3		AWAY		0- 1	2- 1	0- 1		
2- 1	0- 0	0- 1		NEUTRAL		1- 0	0- 0	1- 0		

RPI S	Opponent	Score	RPI S	Opponent	Score	RPI S	Opponent	Score	RPI S	Opponent	Score
6 N	UConn	40 86	30 A	Rutgers	63 65	88 H	Harvard	66 65	107 A	Minnesota	64 53
7 A	Iowa	58 72	30 N	Rutgers	49 64	94 A	Nebraska	61 67	107 H	Minnesota	45 65
7 H	Iowa	62 57	33 A	Ohio	73 80	94 H	Nebraska	64 84	116 N	St. John's (NY)	62 68
14 H	Maryland	55 58	42 A	Michigan St.	66 74	94 N	Nebraska	75 71	117 A	Northwestern	57 54
18 H	Miami (FL)	74 63	46 H	Michigan	71 70	100 H	Ohio St.	60 42	117 H	Northwestern	61 58
19 H	South Carolina	73 82	47 A	Indiana	51 73				145 A	Penn St.	61 72
			47 H	Indiana	56 53				150 H	Bradley	74 61
									186 A	Wisconsin	69 76
									219 A	Ball St.	80 38
									226 H	Illinois	72 50
									226 N	Illinois	72 60
									234 H	Albany (NY)	53 41
									239 N	Ole Miss	70 59
									242 H	Western Ill.	81 60
									253 H	Loyola Chicago	65 41
									335 H	Purdue Fort Wayne	78 44
LAST 12 Division I GAMES:											
226 N	Illinois	72 60	117 H	Northwestern	61 58						
94 N	Nebraska	75 71	107 H	Minnesota	45 65						
30 N	Rutgers	49 64	94 A	Nebraska	61 67						
47 A	Indiana	51 73	226 H	Illinois	72 50						
14 H	Maryland	55 58	42 A	Michigan St.	66 74						
145 A	Penn St.	61 72	94 H	Nebraska	64 84						

Non-Div I Games:

Purdue

■ Loss, 
■ Non-Conf, 
■ S Site, 
■ H Home 
■ A Away 
N Neutral



Average RPI Win:	286	WON-LOST	WINNING	LAST 10	STRENGTH OF	OPP. STRENGTH	TEAM	ADJ.	CONF.	ADJ CONF.
Average RPI Loss:	185	RECORD	PCT. RANK	GAMES	SCHEDULE	OF SCHEDULE	RPI	RPI	RPI	RPI
DIV. I ONLY	4- 22	336	0- 1	291	225	335	335	19	19	
DIV. I NON-CONF.	1- 8	322	0- 0	340	303	348	348	18	18	
TOTALS	RPI 1-25	RPI 26-50	W-L RECORDS	RPI 51-100	RPI 101-150	RPI 150+				
4- 22	0- 0	0- 5	OVERALL	0- 1	0- 0	4- 16				
3- 8	0- 0	0- 2	HOME	0- 0	0- 0	3- 6				
1- 13	0- 0	0- 2	AWAY	0- 1	0- 0	1- 10				
0- 1	0- 0	0- 1	NEUTRAL	0- 0	0- 0	0- 0				
1- 8	0- 0	0- 0	NON-CONFERENCE	0- 1	0- 0	1- 7				
0- 3	0- 0	0- 0	HOME	0- 0	0- 0	0- 3				
1- 5	0- 0	0- 0	AWAY	0- 1	0- 0	1- 4				
0- 0	0- 0	0- 0	NEUTRAL	0- 0	0- 0	0- 0				
3- 14	0- 0	0- 5	CONFERENCE	0- 0	0- 0	3- 9				
3- 5	0- 0	0- 2	HOME	0- 0	0- 0	3- 3				
0- 8	0- 0	0- 2	AWAY	0- 0	0- 0	0- 6				
0- 1	0- 0	0- 1	NEUTRAL	0- 0	0- 0	0- 0				

RPI S	Opponent	Score	RPI S	Opponent	Score	RPI S	Opponent	Score	RPI S	Opponent	Score	Team's RPI: 335
27	A South Dakota St.	68 92	89	A Purdue	44 78	159	A Oral Roberts	56 66				
27	H South Dakota St.	52 85				159	H Oral Roberts	61 72				
27	N South Dakota St.	50 88				166	A Denver	62 82				
40	A South Dakota	51 69				166	H Denver	70 55				
40	H South Dakota	49 71				195	H Eastern Mich.	72 87				
						198	A Milwaukee	48 70				
						224	A North Dakota	60 79				
						224	H North Dakota	58 74				
						238	H SIUE	49 57				
						242	A Western Ill.	59 73				
						242	H Western Ill.	61 90				
						253	A Loyola Chicago	67 81				
						268	A Western Mich.	61 69				
						295	A Eastern Ill.	63 72				
						311	H Valparaiso	64 68				
						322	A North Dakota St.	54 70				
						322	H North Dakota St.	66 46				
						326	A Omaha	61 70				
						326	H Omaha	56 48				
						331	A Evansville	72 66				
LAST 12 Division I GAMES:												
27	N South Dakota St.	50 88	242	H Western Ill.	61 90							
322	H North Dakota St.	66 46	40	H South Dakota	49 71							
224	H North Dakota	58 74	159	A Oral Roberts	56 66							
27	A South Dakota St.	68 92	166	H Denver	70 55							
326	A Omaha	61 70	326	H Omaha	56 48							
166	A Denver	62 82	242	A Western Ill.	59 73							

Non-Div I Games: Taylor (IN) 84 74 Goshen 86 45 Ind.-Kokomo 87 50

Purdue Fort Wayne

Loss, Non-Conf, S Site, H Home A Away N Neutral

Quinnipiac

Through Games Of March 13, 2019

Average RPI Win:	224	WON-LOST	WINNING	LAST 10	STRENGTH OF	OPP. STRENGTH	TEAM	ADJ.	CONF.	ADJ CONF.
Average RPI Loss:	33	RECORD	PCT. RANK	GAMES	SCHEDULE	OF SCHEDULE	RPI	RPI	RPI	RPI
DIV. I ONLY	26- 6	21	2- 0	98	201	39	39	26	26	
DIV. I NON-CONF.	5- 6	177	0- 0	18	9	56	56	27	27	
TOTALS	RPI 1-25	RPI 26-50	W-L RECORDS	RPI 51-100	RPI 101-150	RPI 150+				
26- 6	0- 1	0- 4	OVERALL	2- 1	4- 0	20- 0				
10- 2	0- 1	0- 1	HOME	0- 0	1- 0	9- 0				
12- 2	0- 0	0- 1	AWAY	2- 1	2- 0	8- 0				
4- 2	0- 0	0- 2	NEUTRAL	0- 0	1- 0	3- 0				
5- 6	0- 1	0- 4	NON-CONFERENCE	2- 1	1- 0	2- 0				
1- 2	0- 1	0- 1	HOME	0- 0	0- 0	1- 0				
3- 2	0- 0	0- 1	AWAY	2- 1	1- 0	0- 0				
1- 2	0- 0	0- 2	NEUTRAL	0- 0	0- 0	1- 0				
21- 0	0- 0	0- 0	CONFERENCE	0- 0	3- 0	18- 0				
9- 0	0- 0	0- 0	HOME	0- 0	1- 0	8- 0				
9- 0	0- 0	0- 0	AWAY	0- 0	1- 0	8- 0				
3- 0	0- 0	0- 0	NEUTRAL	0- 0	1- 0	2- 0				

RPI 1-25				RPI 26-50				Team's RPI: 39				RPI 51-100				RPI 101+			
RPI	S	Opponent	Score	RPI	S	Opponent	Score	RPI	S	Opponent	Score	RPI	S	Opponent	Score	RPI	S	Opponent	Score
15	H	UCF	45 47	28	H	Central Mich.	52 67	51	A	Princeton	42 54	119	A	Marist	76 69				
				29	N	Texas	55 56	63	A	Drexel	56 52	119	H	Marist	78 66				
				31	N	Missouri	51 65	88	A	Harvard	72 67	119	N	Marist	81 51				
				43	A	Bucknell	58 75					121	A	Providence	48 44				
												171	A	Rider	66 60				
												171	H	Rider	72 56				
												214	A	Monmouth	58 46				
												214	H	Monmouth	67 38				
												214	N	Monmouth	80 42				
												219	N	Ball St.	69 66				
												263	A	Manhattan	64 39				
												263	H	Manhattan	59 42				
												270	H	Richmond	65 48				
												273	A	Niagara	96 55				
												273	H	Niagara	62 42				
												276	A	Siena	67 38				
												276	H	Siena	68 31				
												282	A	Fairfield	48 40				
												282	H	Fairfield	81 36				
												282	N	Fairfield	63 48				
												287	A	Canisius	55 42				
												287	H	Canisius	68 51				
												323	A	Iona	76 39				
												347	H	Saint Peter's	90 45				
LAST 12 Division I GAMES:																			
				282	N	Fairfield	63 48					263	H	Manhattan	59 42				
				214	N	Monmouth	80 42					119	H	Marist	78 66				
				119	N	Marist	81 51					171	A	Rider	66 60				
				219	N	Ball St.	69 66					282	A	Fairfield	48 40				
				31	N	Missouri	51 65					263	A	Manhattan	64 39				
				276	A	Siena	67 38					287	H	Canisius	68 51				

Non-Div I Games:

Quinnipiac

Loss, Non-Conf, S Site, H Home A Away N Neutral

## Radford

Through Games Of March 13, 2019

Average RPI Win:	237	WON-LOST	WINNING	LAST 10	STRENGTH OF	OPP. STRENGTH	TEAM	ADJ.	CONF.	ADJ CONF.
Average RPI Loss:	120	RECORD	PCT. RANK	GAMES	SCHEDULE	OF SCHEDULE	RPI	RPI	RPI	RPI
DIV. I ONLY	22- 6	35	1- 0	227	269	80	80	27	27	
DIV. I NON-CONF.	5- 5	162	0- 0	109	65	113	113	29	29	
TOTALS	RPI 1-25	RPI 26-50	W-L RECORDS	RPI 51-100	RPI 101-150	RPI 150+				
22- 6	0- 1	0- 0	OVERALL	4- 2	0- 1	18- 2				
11- 1	0- 0	0- 0	HOME	1- 0	0- 1	10- 0				
10- 4	0- 1	0- 0	AWAY	3- 1	0- 0	7- 2				
1- 1	0- 0	0- 0	NEUTRAL	0- 1	0- 0	1- 0				
5- 5	0- 1	0- 0	NON-CONFERENCE	2- 2	0- 1	3- 1				
2- 1	0- 0	0- 0	HOME	0- 0	0- 1	2- 0				
2- 3	0- 1	0- 0	AWAY	2- 1	0- 0	0- 1				
1- 1	0- 0	0- 0	NEUTRAL	0- 1	0- 0	1- 0				
17- 1	0- 0	0- 0	CONFERENCE	2- 0	0- 0	15- 1				
9- 0	0- 0	0- 0	HOME	1- 0	0- 0	8- 0				
8- 1	0- 0	0- 0	AWAY	1- 0	0- 0	7- 1				
0- 0	0- 0	0- 0	NEUTRAL	0- 0	0- 0	0- 0				

RPI 1-25				RPI 26-50				RPI 51-100 Team's RPI: 80				RPI 101+			
RPI	S	Opponent	Score	RPI	S	Opponent	Score	RPI	S	Opponent	Score	RPI	S	Opponent	Score
9	A	NC State	58 75					72	A	Virginia Tech	44 55	129	H	Morehead St.	72 79
								90	A	VCU	54 49	165	N	Temple	56 50
								94	N	Nebraska	39 77	180	A	UNC Asheville	45 44
								95	A	High Point	84 79	180	H	UNC Asheville	60 46
								95	H	High Point	80 58	194	A	Hampton	54 68
								96	A	Virginia	57 44	194	H	Hampton	84 59
												210	A	Campbell	56 52
												210	H	Campbell	61 57
												223	A	Mt. St. Mary's	77 89
												240	H	Gardner-Webb	79 69
												241	H	ETSU	79 64
												293	A	Charleston So.	67 41
												300	H	South Carolina St.	61 31
												306	A	Winthrop	79 57
												306	H	Winthrop	70 49
												321	A	Presbyterian	48 43
												321	H	Presbyterian	59 49
												338	A	Longwood	68 34
												338	H	Longwood	81 52
												343	A	USC Upstate	82 41
												343	H	USC Upstate	55 43
LAST 12 Division I GAMES:															
321	A	Presbyterian	48 43	338	H	Longwood	81 52								
194	H	Hampton	84 59	95	A	High Point	84 79								
343	H	USC Upstate	55 43	240	H	Gardner-Webb	79 69								
180	A	UNC Asheville	45 44	343	A	USC Upstate	82 41								
210	H	Campbell	61 57	210	A	Campbell	56 52								
306	A	Winthrop	79 57	321	H	Presbyterian	59 49								

Non-Div I Games: Shepherd 60 46

Radford

■ Loss, 
 ■ Non-Conf, 
 ■ S Site, 
 ■ Home 
 ■ A Away 
 N Neutral

Average RPI Win:	211	WON-LOST	WINNING	LAST 10	STRENGTH OF	OPP. STRENGTH	TEAM	ADJ.	CONF.	ADJ CONF.
Average RPI Loss:	156	RECORD	PCT. RANK	GAMES	SCHEDULE	OF SCHEDULE	RPI	RPI	RPI	RPI
DIV. I ONLY	8- 21	285	0- 1	170	164	258	258	17	17	
DIV. I NON-CONF.	5- 7	206	0- 0	91	144	165	165	16	16	
TOTALS	RPI 1-25	RPI 26-50	W-L RECORDS	RPI 51-100	RPI 101-150	RPI 150+				
8- 21	0- 1	0- 1	OVERALL	0- 3	1- 6	7- 10				
3- 11	0- 0	0- 0	HOME	0- 2	1- 4	2- 5				
5- 10	0- 1	0- 1	AWAY	0- 1	0- 2	5- 5				
0- 0	0- 0	0- 0	NEUTRAL	0- 0	0- 0	0- 0				
5- 7	0- 1	0- 1	NON-CONFERENCE	0- 1	1- 3	4- 1				
3- 3	0- 0	0- 0	HOME	0- 1	1- 2	2- 0				
2- 4	0- 1	0- 1	AWAY	0- 0	0- 1	2- 1				
0- 0	0- 0	0- 0	NEUTRAL	0- 0	0- 0	0- 0				
3- 14	0- 0	0- 0	CONFERENCE	0- 2	0- 3	3- 9				
0- 8	0- 0	0- 0	HOME	0- 1	0- 2	0- 5				
3- 6	0- 0	0- 0	AWAY	0- 1	0- 1	3- 4				
0- 0	0- 0	0- 0	NEUTRAL	0- 0	0- 0	0- 0				

[illegible]

Non-Div I Games:

Rhode Island

Loss, Non-Conf, S Site, H Home A Away N Neutral

Average RPI Win:	200	WON-LOST	WINNING	LAST 10	STRENGTH OF	OPP. STRENGTH	TEAM	ADJ.	CONF.	ADJ CONF.
Average RPI Loss:	29	RECORD	PCT. RANK	GAMES	SCHEDULE	OF SCHEDULE	RPI	RPI	RPI	RPI
DIV. I ONLY	25- 3	6	1- 0	196	120	35	35	14	14	
DIV. I NON-CONF.	9- 3	62	0- 0	178	112	64	64	17	17	
TOTALS	RPI 1-25	RPI 26-50	W-L RECORDS	RPI 51-100	RPI 101-150	RPI 150+				
25- 3	0- 1	0- 2	OVERALL	2- 0	5- 0	18- 0				
13- 0	0- 0	0- 0	HOME	0- 0	3- 0	10- 0				
11- 2	0- 1	0- 1	AWAY	2- 0	2- 0	7- 0				
1- 1	0- 0	0- 1	NEUTRAL	0- 0	0- 0	1- 0				
9- 3	0- 1	0- 2	NON-CONFERENCE	1- 0	1- 0	7- 0				
5- 0	0- 0	0- 0	HOME	0- 0	1- 0	4- 0				
3- 2	0- 1	0- 1	AWAY	1- 0	0- 0	2- 0				
1- 1	0- 0	0- 1	NEUTRAL	0- 0	0- 0	1- 0				
16- 0	0- 0	0- 0	CONFERENCE	1- 0	4- 0	11- 0				
8- 0	0- 0	0- 0	HOME	0- 0	2- 0	6- 0				
8- 0	0- 0	0- 0	AWAY	1- 0	2- 0	5- 0				
0- 0	0- 0	0- 0	NEUTRAL	0- 0	0- 0	0- 0				

RPI 1-25				RPI 26-50				Team's RPI: 35				RPI 51-100				RPI 101+			
RPI	S	Opponent	Score	RPI	S	Opponent	Score	RPI	S	Opponent	Score	RPI	S	Opponent	Score	RPI	S	Opponent	Score
17	A	Texas A&M	54 65	34	A	UCLA	50 59	68	A	Middle Tenn.	60 47	101	A	UAB	55 43				
				37	N	North Carolina	50 71	73	A	Little Rock	79 65					102	H	Charlotte	61 51
																103	H	Old Dominion	48 42
																105	A	Western Ky.	68 46
																139	H	Georgia St.	66 49
																172	A	Louisiana Tech	61 51
																172	H	Louisiana Tech	78 42
																176	N	Coastal Caro.	56 52
																177	A	North Texas	59 47
																177	H	North Texas	64 52
																187	A	Prairie View	68 58
																193	A	Southern Miss.	58 47
																217	A	Marshall	79 67
																227	H	Texas Southern	76 71
																229	H	SMU	66 52
																256	H	UTEP	76 42
																283	H	New Orleans	67 56
																302	A	UTSA	72 46
																302	H	UTSA	85 54
																303	H	Fla. Atlantic	63 35
																308	A	Incarnate Word	74 63
																312	H	McNeese	93 65
																320	H	FIU	76 44
LAST 12 Division I GAMES:																			
302	A	UTSA	72 46	105	A	Western Ky.	68 46												
172	H	Louisiana Tech	78 42	103	H	Old Dominion	48 42												
177	A	North Texas	59 47	102	H	Charlotte	61 51												
303	H	Fla. Atlantic	63 35	101	A	UAB	55 43												
320	H	FIU	76 44	68	A	Middle Tenn.	60 47												
217	A	Marshall	79 67	177	H	North Texas	64 52												

Non-Div I Games:

Rice

■ Loss, 
■ Non-Conf, S Site, 
■ Home 
■ Away 
N Neutral

Average RPI Win:	246	WON-LOST	WINNING	LAST 10	STRENGTH OF	OPP. STRENGTH	TEAM	ADJ.	CONF.	ADJ CONF.
Average RPI Loss:	138	RECORD	PCT. RANK	GAMES	SCHEDULE	OF SCHEDULE	RPI	RPI	RPI	RPI
DIV. I ONLY	9- 21	272	0- 1	152	156	270	270	17	17	
DIV. I NON-CONF.	3- 10	278	0- 0	100	124	263	263	16	16	
TOTALS	RPI 1-25	RPI 26-50	W-L RECORDS	RPI 51-100	RPI 101-150	RPI 150+				
9- 21	0- 1	0- 2	OVERALL	0- 6	0- 3	9- 9				
8- 7	0- 0	0- 1	HOME	0- 3	0- 0	8- 3				
1- 13	0- 1	0- 1	AWAY	0- 2	0- 3	1- 6				
0- 1	0- 0	0- 0	NEUTRAL	0- 1	0- 0	0- 0				
3- 10	0- 1	0- 2	NON-CONFERENCE	0- 3	0- 1	3- 3				
3- 4	0- 0	0- 1	HOME	0- 2	0- 0	3- 1				
0- 5	0- 1	0- 1	AWAY	0- 0	0- 1	0- 2				
0- 1	0- 0	0- 0	NEUTRAL	0- 1	0- 0	0- 0				
6- 11	0- 0	0- 0	CONFERENCE	0- 3	0- 2	6- 6				
5- 3	0- 0	0- 0	HOME	0- 1	0- 0	5- 2				
1- 8	0- 0	0- 0	AWAY	0- 2	0- 2	1- 4				
0- 0	0- 0	0- 0	NEUTRAL	0- 0	0- 0	0- 0				

RPI 1-25				RPI 26-50				RPI 51-100				RPI 101+ Team's RPI: 270			
RPI	S	Opponent	Score	RPI	S	Opponent	Score	RPI	S	Opponent	Score	RPI	S	Opponent	Score
15	A	UCF	48 70	33	H	Ohio	58 109	63	H	Drexel	35 58	118	A	Dayton	50 71
				39	A	Quinnipiac	48 65	69	H	Georgetown	53 73	135	A	Duquesne	54 80
								72	N	Virginia Tech	57 85	148	A	Wake Forest	48 62
								82	A	Fordham	48 60	153	A	Davidson	55 78
								90	A	VCU	37 58	161	A	William & Mary	55 65
								90	H	VCU	43 68	183	A	Saint Louis	49 58
												183	A	Saint Louis	48 78
												202	H	UMES	57 55
												204	A	Massachusetts	38 64
												204	H	Massachusetts	62 58
												216	H	George Washington	56 48
												222	H	Howard	67 60
												225	H	George Mason	52 67
												234	H	Saint Joseph's	46 45
												258	H	Rhode Island	60 66
												261	H	St. Bonaventure	57 49
												282	H	Fairfield	40 58
												284	A	La Salle	74 60
												284	H	La Salle	56 51
												303	A	Fla. Atlantic	55 69
												307	H	UNC Greensboro	59 48
LAST 12 Division I GAMES:															
183	A	Saint Louis	49 58	261	H	St. Bonaventure	57 49								
216	H	George Washington	56 48	90	A	VCU	37 58								
204	A	Massachusetts	38 64	118	A	Dayton	50 71								
284	H	La Salle	56 51	204	H	Massachusetts	62 58								
225	H	George Mason	52 67	284	A	La Salle	74 60								
183	A	Saint Louis	48 78	234	H	Saint Joseph's	46 45								

Non-Div I Games:

Richmond

■ Loss, 
 ■ Non-Conf, 
 ■ S Site, 
 ■ H Home 
 ■ A Away 
 N Neutral

Average RPI Win: <b>264</b>	WON-LOST	WINNING	LAST 10	STRENGTH OF	OPP. STRENGTH	TEAM	ADJ.	CONF.	ADJ CONF.
Average RPI Loss: <b>146</b>	RECORD	PCT. RANK	GAMES	SCHEDULE	OF SCHEDULE	RPI	RPI	RPI	RPI
DIV. I ONLY	<b>19- 12</b>	<b>109</b>	<b>0- 1</b>	<b>268</b>	<b>254</b>	<b>171</b>	<b>171</b>	<b>26</b>	<b>26</b>
DIV. I NON-CONF.	<b>4- 7</b>	<b>228</b>	<b>0- 0</b>	<b>224</b>	<b>192</b>	<b>242</b>	<b>242</b>	<b>27</b>	<b>27</b>
TOTALS	RPI 1-25	RPI 26-50	W-L RECORDS	RPI 51-100	RPI 101-150	RPI 150+			
19- 12	0- 0	0- 3	OVERALL	0- 2	2- 2	17- 5			
8- 6	0- 0	0- 1	HOME	0- 2	1- 0	7- 3			
10- 4	0- 0	0- 2	AWAY	0- 0	1- 0	9- 2			
1- 2	0- 0	0- 0	NEUTRAL	0- 0	0- 2	1- 0			
4- 7	0- 0	0- 1	NON-CONFERENCE	0- 2	0- 1	4- 3			
2- 3	0- 0	0- 0	HOME	0- 2	0- 0	2- 1			
2- 3	0- 0	0- 1	AWAY	0- 0	0- 0	2- 2			
0- 1	0- 0	0- 0	NEUTRAL	0- 0	0- 1	0- 0			
15- 5	0- 0	0- 2	CONFERENCE	0- 0	2- 1	13- 2			
6- 3	0- 0	0- 1	HOME	0- 0	1- 0	5- 2			
8- 1	0- 0	0- 1	AWAY	0- 0	1- 0	7- 0			
1- 1	0- 0	0- 0	NEUTRAL	0- 0	0- 1	1- 0			

RPI S	Opponent	Score	RPI S	Opponent	Score	RPI S	Opponent	Score	RPI S	Opponent	Score	Team's RPI: 171
39	A Quinnipiac	56 <b>72</b>	51	H Princeton	65 <b>89</b>	119	A Marist	68 58				
39	H Quinnipiac	60 <b>66</b>	69	H Georgetown	49 <b>79</b>	119	H Marist	70 64				
43	A Bucknell	59 <b>80</b>				119	N Marist	52 <b>62</b>				
						133	N Boston College	61 <b>112</b>				
						178	A Holy Cross	61 <b>71</b>				
						214	A Monmouth	55 43				
						214	H Monmouth	65 50				
						223	H Mt. St. Mary's	85 67				
						234	A Saint Joseph's	56 54				
						251	A Binghamton	62 57				
						255	H Navy	60 <b>66</b>				
						263	A Manhattan	73 63				
						263	H Manhattan	57 <b>60</b>				
						273	A Niagara	79 64				
						276	A Siena	55 52				
						276	H Siena	77 54				
						278	A Vermont	49 <b>54</b>				
						282	A Fairfield	60 53				
						282	H Fairfield	62 59				
						287	H Canisius	49 <b>62</b>				
						323	A Iona	66 58				
						323	H Iona	75 64				
						323	N Iona	54 46				
						325	H NJIT	67 46				
						347	A Saint Peter's	78 43				
						347	H Saint Peter's	60 38				
LAST 12 Division I GAMES:												
119	N Marist	52 <b>62</b>	39	H Quinnipiac	60 <b>66</b>							
323	N Iona	54 46	263	H Manhattan	57 <b>60</b>							
133	N Boston College	61 <b>112</b>	347	A Saint Peter's	78 43							
282	A Fairfield	60 53	323	H Iona	75 64							
276	H Siena	77 54	119	H Marist	70 64							
273	A Niagara	79 64	214	H Monmouth	65 50							

Non-Div I Games:

Rider

■ Loss, 
 ■ Non-Conf, 
 ■ S Site, 
 ■ H Home 
 ■ A Away 
 N Neutral

Average RPI Win:	<b>292</b>	WON-LOST	WINNING	LAST 10	STRENGTH OF	OPP. STRENGTH	TEAM	ADJ.	CONF.	ADJ CONF.
Average RPI Loss:	<b>145</b>	RECORD	PCT. RANK	GAMES	SCHEDULE	OF SCHEDULE	RPI	RPI	RPI	RPI
DIV. I ONLY	<b>19- 10</b>	<b>87</b>	<b>1- 0</b>	<b>319</b>	<b>305</b>	<b>179</b>	<b>179</b>	<b>31</b>	<b>31</b>	
DIV. I NON-CONF.	<b>2- 8</b>	<b>293</b>	<b>0- 0</b>	<b>218</b>	<b>76</b>	<b>309</b>	<b>309</b>	<b>31</b>	<b>31</b>	
TOTALS	RPI 1-25	RPI 26-50	W-L RECORDS	RPI 51-100	RPI 101-150	RPI 150+				
19- 10	0- 2	0- 0	OVERALL	0- 1	0- 2	19- 5				
12- 3	0- 1	0- 0	HOME	0- 1	0- 0	12- 1				
7- 6	0- 1	0- 0	AWAY	0- 0	0- 2	7- 3				
0- 1	0- 0	0- 0	NEUTRAL	0- 0	0- 0	0- 1				
2- 8	0- 2	0- 0	NON-CONFERENCE	0- 1	0- 2	2- 3				
2- 3	0- 1	0- 0	HOME	0- 1	0- 0	2- 1				
0- 4	0- 1	0- 0	AWAY	0- 0	0- 2	0- 1				
0- 1	0- 0	0- 0	NEUTRAL	0- 0	0- 0	0- 1				
17- 2	0- 0	0- 0	CONFERENCE	0- 0	0- 0	17- 2				
10- 0	0- 0	0- 0	HOME	0- 0	0- 0	10- 0				
7- 2	0- 0	0- 0	AWAY	0- 0	0- 0	7- 2				
0- 0	0- 0	0- 0	NEUTRAL	0- 0	0- 0	0- 0				

RPI 1-25				RPI 26-50				RPI 51-100				RPI 101+ Team's RPI: 179			
RPI	S	Opponent	Score	RPI	S	Opponent	Score	RPI	S	Opponent	Score	RPI	S	Opponent	Score
7	A	Iowa	63 <b>92</b>					84	H	Kent St.	46 <b>54</b>	106	A	Loyola Marymount	53 <b>61</b>
25	H	James Madison	36 <b>59</b>									122	A	Youngstown St.	59 <b>69</b>
												181	A	Sacred Heart	45 <b>54</b>
												181	H	Sacred Heart	64 46
												207	A	Saint Francis (PA)	66 60
												207	H	Saint Francis (PA)	66 53
												218	A	Bowling Green	60 <b>61</b>
												223	A	Mt. St. Mary's	55 <b>61</b>
												223	H	Mt. St. Mary's	70 58
												229	N	SMU	55 <b>60</b>
												248	A	St. Francis Brooklyn	75 56
												248	H	St. Francis Brooklyn	74 57
												258	H	Rhode Island	41 <b>46</b>
												284	H	La Salle	67 39
												294	A	Bryant	60 57
												294	H	Bryant	59 56
												319	A	Wagner	77 57
												319	H	Wagner	69 46
												328	A	Central Conn. St.	64 57
												328	H	Central Conn. St.	60 40
												340	H	Delaware St.	64 63
												344	A	Fairleigh Dickinson	63 43
												344	H	Fairleigh Dickinson	64 38
												344	H	Fairleigh Dickinson	71 49
												351	A	LIU Brooklyn	89 37
												351	H	LIU Brooklyn	71 54
LAST 12 Division I GAMES:															
344	H	Fairleigh Dickinson	64 38	248	H	St. Francis Brooklyn	74 57								
106	A	Loyola Marymount	53 <b>61</b>	207	A	Saint Francis (PA)	66 60								
207	H	Saint Francis (PA)	66 53	223	A	Mt. St. Mary's	55 <b>61</b>								
181	A	Sacred Heart	45 <b>54</b>	328	H	Central Conn. St.	60 40								
319	A	Wagner	77 57	294	H	Bryant	59 56								
351	H	LIU Brooklyn	71 54	344	A	Fairleigh Dickinson	63 43								

Non-Div I Games: Pitt.-Johnstown 73 53

Robert Morris

■ Loss, 
 ■ Non-Conf, 
 ■ S Site, 
 ■ H Home 
 ■ A Away 
 N Neutral



Average RPI Win: 139		WON-LOST	WINNING	LAST 10	STRENGTH OF	OPP. STRENGTH	TEAM	ADJ.	CONF.	ADJ CONF.
Average RPI Loss: 42		RECORD	PCT. RANK	GAMES	SCHEDULE	OF SCHEDULE	RPI	RPI	RPI	RPI
DIV. I ONLY		22- 9	58	1- 0	28	61	30	30	4	4
DIV. I NON-CONF.		8- 3	72	0- 0	89	117	61	61	6	6
TOTALS		RPI 1-25	RPI 26-50	W-L RECORDS		RPI 51-100	RPI 101-150	RPI 150+		
22- 9	1- 5	3- 1		OVERALL		6- 2	5- 1	7- 0		
13- 2	0- 1	2- 0		HOME		2- 1	4- 0	5- 0		
7- 4	1- 1	1- 1		AWAY		3- 1	1- 1	1- 0		
2- 3	0- 3	0- 0		NEUTRAL		1- 0	0- 0	1- 0		
8- 3	0- 2	0- 0		NON-CONFERENCE		2- 1	1- 0	5- 0		
6- 0	0- 0	0- 0		HOME		1- 0	1- 0	4- 0		
1- 1	0- 0	0- 0		AWAY		1- 1	0- 0	0- 0		
1- 2	0- 2	0- 0		NEUTRAL		0- 0	0- 0	1- 0		
14- 6	1- 3	3- 1		CONFERENCE		4- 1	4- 1	2- 0		
7- 2	0- 1	2- 0		HOME		1- 1	3- 0	1- 0		
6- 3	1- 1	1- 1		AWAY		2- 0	1- 1	1- 0		
1- 1	0- 1	0- 0		NEUTRAL		1- 0	0- 0	0- 0		

RPI	S	Opponent	Score	RPI	S	Opponent	Score	Team's RPI: 30	RPI	S	Opponent	Score	RPI	S	Opponent	Score
7	A	Iowa	66 72	42	H	Michigan St.	76 62		72	A	Virginia Tech	51 67	107	A	Minnesota	46 60
7	N	Iowa	67 72	46	A	Michigan	76 86		86	H	LSU	57 43	107	H	Minnesota	60 54
13	N	Gonzaga	40 57	47	A	Indiana	69 61		88	A	Harvard	60 49	117	H	Northwestern	45 41
14	A	Maryland	73 65	47	H	Indiana	69 64		89	H	Purdue	65 63	137	H	Stony Brook	61 47
14	H	Maryland	48 62						89	N	Purdue	64 49	145	A	Penn St.	69 61
16	N	Drake	59 69						94	A	Nebraska	62 56	145	H	Penn St.	74 61
									100	A	Ohio St.	66 56	186	H	Wisconsin	73 53
									100	H	Ohio St.	39 59	207	H	Saint Francis (PA)	96 52
													226	A	Illinois	71 60
													234	H	Albany (NY)	65 39
													241	N	ETSU	68 44
													280	H	Brown	73 52
													328	H	Central Conn. St.	73 44
LAST 12 Division I GAMES:																
89	N	Purdue	64 49	186	H	Wisconsin	73 53		46	A	Michigan	76 86	47	A	Indiana	69 61
7	N	Iowa	67 72	46	A	Michigan	76 86		100	H	Ohio St.	39 59	14	H	Maryland	48 62
241	N	ETSU	68 44	47	A	Indiana	69 61		107	A	Minnesota	46 60				
13	N	Gonzaga	40 57	100	H	Ohio St.	39 59									
100	A	Ohio St.	66 56	14	H	Maryland	48 62									
107	H	Minnesota	60 54	107	A	Minnesota	46 60									

Non-Div I Games:

Rutgers

■ Loss, 
■ Non-Conf, S Site, 
■ Home 
■ Away 
N Neutral

SFA				STRENGTH OF SCHEDULE	OPP. STRENGTH OF SCHEDULE	TEAM RPI	ADJ. RPI	CONF. RPI	ADJ CONF. RPI
Average RPI Win:	231	WON-LOST RECORD	WINNING PCT. RANK						
Average RPI Loss:	108		LAST 10 GAMES						
DIV. I ONLY	22- 5	20	0- 1	219	262	62	62	25	25
DIV. I NON-CONF.	6- 3	91	0- 1	108	159	72	72	23	23
-----									
TOTALS	RPI 1-25	RPI 26-50	W-L RECORDS	RPI 51-100	RPI 101-150	RPI 150+			
22- 5	0- 1	0- 0	OVERALL	1- 2	4- 1	17- 1			
14- 0	0- 0	0- 0	HOME	1- 0	3- 0	10- 0			
7- 5	0- 1	0- 0	AWAY	0- 2	1- 1	6- 1			
1- 0	0- 0	0- 0	NEUTRAL	0- 0	0- 0	1- 0			
6- 3	0- 1	0- 0	NON-CONFERENCE	0- 1	2- 1	4- 0			
5- 0	0- 0	0- 0	HOME	0- 0	2- 0	3- 0			
0- 3	0- 1	0- 0	AWAY	0- 1	0- 1	0- 0			
1- 0	0- 0	0- 0	NEUTRAL	0- 0	0- 0	1- 0			
16- 2	0- 0	0- 0	CONFERENCE	1- 1	2- 0	13- 1			
9- 0	0- 0	0- 0	HOME	1- 0	1- 0	7- 0			
7- 2	0- 0	0- 0	AWAY	0- 1	1- 0	6- 1			
0- 0	0- 0	0- 0	NEUTRAL	0- 0	0- 0	0- 0			

RPI 1-25				RPI 26-50				RPI 51-100 Team's RPI: 62				RPI 101+			
RPI	S	Opponent	Score	RPI	S	Opponent	Score	RPI	S	Opponent	Score	RPI	S	Opponent	Score
18	A	Miami (FL)	60 81					53	A	Lamar University	46 62	136	H	Yale	67 57
								53	H	Lamar University	70 58	142	A	Texas Tech	69 77
								54	A	New Mexico	33 74	144	A	Abilene Christian	71 55
												144	H	Abilene Christian	65 48
												147	H	Montana St.	60 53
												156	H	Nicholls St.	70 62
												157	H	Tulsa	76 34
												173	A	Sam Houston St.	78 68
												173	H	Sam Houston St.	83 75
												194	N	Hampton	70 68
												227	H	Texas Southern	74 55
												275	A	A&M-Corpus Christi	44 46
												283	H	New Orleans	97 38
												285	A	Central Ark.	59 53
												285	H	Central Ark.	79 43
												308	A	Incarinate Word	66 56
												308	H	Incarinate Word	65 48
												310	H	Morgan St.	69 42
												312	A	McNeese	97 48
												315	A	Northwestern St.	87 67
												315	H	Northwestern St.	84 56
												324	A	Southeastern La.	62 51
												332	H	Houston Baptist	65 53
LAST 12 Division I GAMES:															
54	A	New Mexico	33 74	308	H	Incarinate Word	65 48								
136	H	Yale	67 57	275	A	A&M-Corpus Christi	44 46								
173	H	Sam Houston St.	83 75	315	A	Northwestern St.	87 67								
144	H	Abilene Christian	65 48	312	A	McNeese	97 48								
53	A	Lamar University	46 62	53	H	Lamar University	70 58								
285	H	Central Ark.	79 43	332	H	Houston Baptist	65 53								

Non-Div I Games: Wiley 97 38 Cameron 86 59 Our Lady of the Lak93 77

SFA

Loss, Non-Conf, S Site, H Home A Away N Neutral

SIUE				STRENGTH OF SCHEDULE	OPP. STRENGTH OF SCHEDULE	TEAM RPI	ADJ. RPI	CONF. RPI	ADJ CONF. RPI
Average RPI Win:	272	WON-LOST RECORD	WINNING PCT. RANK						
Average RPI Loss:	172		LAST 10 GAMES						
DIV. I ONLY	12- 16	215	0- 1	288	278	238	238	22	22
DIV. I NON-CONF.	4- 6	212	0- 0	314	259	231	231	22	22
-----									
TOTALS	RPI 1-25	RPI 26-50	W-L RECORDS	RPI 51-100	RPI 101-150	RPI 150+			
12- 16	0- 0	0- 2	OVERALL	0- 1	2- 4	10- 9			
6- 4	0- 0	0- 0	HOME	0- 0	2- 2	4- 2			
6- 11	0- 0	0- 2	AWAY	0- 0	0- 2	6- 7			
0- 1	0- 0	0- 0	NEUTRAL	0- 1	0- 0	0- 0			
4- 6	0- 0	0- 1	NON-CONFERENCE	0- 1	1- 0	3- 4			
1- 0	0- 0	0- 0	HOME	0- 0	1- 0	0- 0			
3- 5	0- 0	0- 1	AWAY	0- 0	0- 0	3- 4			
0- 1	0- 0	0- 0	NEUTRAL	0- 1	0- 0	0- 0			
8- 10	0- 0	0- 1	CONFERENCE	0- 0	1- 4	7- 5			
5- 4	0- 0	0- 0	HOME	0- 0	1- 2	4- 2			
3- 6	0- 0	0- 1	AWAY	0- 0	0- 2	3- 3			
0- 0	0- 0	0- 0	NEUTRAL	0- 0	0- 0	0- 0			

RPI 1-25			RPI 26-50			RPI 51-100			RPI 101+ Team's RPI: 238		
RPI	S	Opponent	Score	RPI	S	Opponent	Score	RPI	S	Opponent	Score
31	A	Missouri	36 59	70	N	Missouri St.	65 68	111	A	UT Martin	55 68
45	A	Belmont	54 87					111	H	UT Martin	48 75
								129	H	Morehead St.	67 73
								140	H	Illinois St.	68 61
								146	A	Tennessee Tech	55 79
								146	H	Tennessee Tech	63 61
								183	A	Saint Louis	56 63
								211	A	Jacksonville St.	51 47
								211	H	Jacksonville St.	61 68
								226	A	Illinois	57 74
								231	A	UMKC	75 80
								243	A	Southeast Mo. St.	58 63
								243	H	Southeast Mo. St.	52 62
								253	A	Loyola Chicago	43 56
								259	A	Austin Peay	65 77
								259	H	Austin Peay	69 68
								260	A	Murray St.	75 81
								260	H	Murray St.	71 54
								295	A	Eastern Ill.	65 56
								295	H	Eastern Ill.	78 62
								305	A	Tennessee St.	66 55
								331	A	Evansville	54 45
								333	H	Eastern Ky.	74 55
								335	A	Purdue Fort Wayne	57 49
								348	A	Chicago St.	82 66
LAST 12 Division I GAMES:											
211	H	Jacksonville St.	61 68	260	A	Murray St.	75 81				
146	H	Tennessee Tech	63 61	259	A	Austin Peay	65 77				
45	A	Belmont	54 87	333	H	Eastern Ky.	74 55				
305	A	Tennessee St.	66 55	129	H	Morehead St.	67 73				
111	H	UT Martin	48 75	111	A	UT Martin	55 68				
295	H	Eastern Ill.	78 62	243	A	Southeast Mo. St.	58 63				

Non-Div I Games: McKendree 64 63

SIUE

■ Loss, 
 ■ Non-Conf, 
 ■ S Site, 
 ■ Home 
 ■ A Away 
 N Neutral

Average RPI Win:	219	WON-LOST	WINNING	LAST 10	STRENGTH OF	OPP. STRENGTH	TEAM	ADJ.	CONF.	ADJ CONF.
Average RPI Loss:	127	RECORD	PCT. RANK	GAMES	SCHEDULE	OF SCHEDULE	RPI	RPI	RPI	RPI
DIV. I ONLY	11- 19	243	0- 1	123	130	229	229	9	9	
DIV. I NON-CONF.	6- 7	172	0- 0	170	285	224	224	8	8	
TOTALS	RPI 1-25	RPI 26-50	W-L RECORDS	RPI 51-100	RPI 101-150	RPI 150+				
11- 19	0- 3	0- 1	OVERALL	0- 3	1- 3	10- 9				
8- 8	0- 1	0- 0	HOME	0- 1	1- 1	7- 5				
1- 10	0- 2	0- 1	AWAY	0- 2	0- 2	1- 3				
2- 1	0- 0	0- 0	NEUTRAL	0- 0	0- 0	2- 1				
6- 7	0- 0	0- 1	NON-CONFERENCE	0- 2	0- 1	6- 3				
4- 4	0- 0	0- 0	HOME	0- 1	0- 0	4- 3				
0- 3	0- 0	0- 1	AWAY	0- 1	0- 1	0- 0				
2- 0	0- 0	0- 0	NEUTRAL	0- 0	0- 0	2- 0				
5- 12	0- 3	0- 0	CONFERENCE	0- 1	1- 2	4- 6				
4- 4	0- 1	0- 0	HOME	0- 0	1- 1	3- 2				
1- 7	0- 2	0- 0	AWAY	0- 1	0- 1	1- 3				
0- 1	0- 0	0- 0	NEUTRAL	0- 0	0- 0	0- 1				

RPI 1-25				RPI 26-50				RPI 51-100				RPI 101+				Team's RPI: 229	
RPI	S	Opponent	Score	RPI	S	Opponent	Score	RPI	S	Opponent	Score	RPI	S	Opponent	Score		
6	A	UConn	39 79	35	A	Rice	52 66	58	A	TCU	63 65	110	A	Houston	68 69		
15	A	UCF	43 55					71	H	UT Arlington	41 66	110	H	Houston	61 72		
15	H	UCF	54 66					75	A	Cincinnati	57 69	115	H	South Fla.	46 44		
												128	A	Northern Colo.	57 58		
												155	H	Oklahoma	61 77		
												157	A	Tulsa	35 49		
												158	H	Alabama	61 62		
												165	H	Temple	53 52		
												167	A	Tulane	64 60		
												167	H	Tulane	43 61		
												177	H	North Texas	73 66		
												179	N	Robert Morris	60 55		
												190	A	East Carolina	61 67		
												190	H	East Carolina	54 64		
												190	N	East Carolina	48 50		
												221	N	Northern Ariz.	55 48		
												232	H	Memphis	71 48		
												257	A	Wichita St.	42 53		
												257	H	Wichita St.	78 50		
												266	H	CSU Bakersfield	49 43		
												299	H	La.-Monroe	49 38		
												324	H	Southeastern La.	62 63		
												329	H	Mississippi Val.	62 47		
LAST 12 Division I GAMES:																	
190	N	East Carolina	48 50	257	A	Wichita St.	42 53										
221	N	Northern Ariz.	55 48	190	H	East Carolina	54 64										
190	A	East Carolina	61 67	15	H	UCF	54 66										
232	H	Memphis	71 48	157	A	Tulsa	35 49										
167	A	Tulane	64 60	110	A	Houston	68 69										
165	H	Temple	53 52	115	H	South Fla.	46 44										

Non-Div I Games:

SMU

■ Loss, 
 ■ Non-Conf, 
 ■ S Site, 
 ■ Home 
 ■ Away 
 N Neutral

## Sacramento St.

Through Games Of March 13, 2019

Average RPI Win:	257	WON-LOST	WINNING	LAST 10	STRENGTH OF	OPP. STRENGTH	TEAM	ADJ.	CONF.	ADJ CONF.
Average RPI Loss:	139	RECORD	PCT. RANK	GAMES	SCHEDULE	OF SCHEDULE	RPI	RPI	RPI	RPI
DIV. I ONLY	9- 19	266	0- 1	211	192	265	265	16	16	
DIV. I NON-CONF.	3- 4	199	0- 0	173	249	221	221	13	13	
TOTALS	RPI 1-25	RPI 26-50	W-L RECORDS	RPI 51-100	RPI 101-150	RPI 150+				
9- 19	0- 0	0- 0	OVERALL	0- 5	0- 8	9- 6				
4- 9	0- 0	0- 0	HOME	0- 2	0- 4	4- 3				
3- 8	0- 0	0- 0	AWAY	0- 2	0- 4	3- 2				
2- 2	0- 0	0- 0	NEUTRAL	0- 1	0- 0	2- 1				
3- 4	0- 0	0- 0	NON-CONFERENCE	0- 3	0- 0	3- 1				
1- 2	0- 0	0- 0	HOME	0- 1	0- 0	1- 1				
0- 1	0- 0	0- 0	AWAY	0- 1	0- 0	0- 0				
2- 1	0- 0	0- 0	NEUTRAL	0- 1	0- 0	2- 0				
6- 15	0- 0	0- 0	CONFERENCE	0- 2	0- 8	6- 5				
3- 7	0- 0	0- 0	HOME	0- 1	0- 4	3- 2				
3- 7	0- 0	0- 0	AWAY	0- 1	0- 4	3- 2				
0- 1	0- 0	0- 0	NEUTRAL	0- 0	0- 0	0- 1				

RPI S	Opponent	Score	RPI S	Opponent	Score	RPI S	Opponent	Score	RPI S	Opponent	Score	Team's RPI: 265
						54 A	New Mexico	53 85	108 A	Idaho St.	43 73	
						81 H	UC Davis	60 109	108 H	Idaho St.	42 56	
						87 A	Idaho	66 104	109 A	Portland St.	58 74	
						87 H	Idaho	65 69	109 H	Portland St.	57 75	
						97 N	Pepperdine	97 113	128 A	Northern Colo.	69 82	
									128 H	Northern Colo.	61 71	
									147 A	Montana St.	58 64	
									147 H	Montana St.	53 69	
									184 A	Eastern Wash.	73 70	
									184 H	Eastern Wash.	62 71	
									188 A	Montana	67 75	
									188 H	Montana	86 88	
									194 N	Hampton	65 61	
									221 A	Northern Ariz.	69 71	
									221 H	Northern Ariz.	65 61	
									221 N	Northern Ariz.	69 74	
									226 N	Illinois	109 107	
									252 H	San Francisco	75 86	
									271 A	Southern Utah	75 69	
									271 H	Southern Utah	77 76	
									313 A	Weber St.	78 69	
									313 H	Weber St.	77 62	
									316 H	Cal Poly	88 85	
LAST 12 Division I GAMES:												
			221 N	Northern Ariz.	69 74	109 H	Portland St.	57 75				
			194 N	Hampton	65 61	313 A	Weber St.	78 69				
			188 A	Montana	67 75	221 A	Northern Ariz.	69 71				
			147 A	Montana St.	58 64	271 A	Southern Utah	75 69				
			87 H	Idaho	65 69	128 H	Northern Colo.	61 71				
			184 H	Eastern Wash.	62 71	109 A	Portland St.	58 74				

Non-Div I Games: Antelope Valley 86 80

Sacramento St.

Loss, Non-Conf, S Site, H Home A Away N Neutral

Average RPI Win: 285				WON-LOST		WINNING		LAST 10		STRENGTH OF		OPP. STRENGTH		TEAM		ADJ.		CONF.		ADJ CONF.	
Average RPI Loss: 186				RECORD		PCT. RANK		GAMES		SCHEDULE		OF SCHEDULE		RPI		RPI		RPI		RPI	
DIV. I ONLY				19- 11		101		1- 0		310		330		181		181		31		31	
DIV. I NON-CONF.				4- 7		228		0- 0		210		251		216		216		31		31	
TOTALS				RPI 1-25		RPI 26-50		W-L RECORDS		RPI 51-100		RPI 101-150		RPI 150+							
19- 11				0- 1		0- 0		OVERALL		0- 0		0- 3		19- 7							
10- 4				0- 0		0- 0		HOME		0- 0		0- 1		10- 3							
9- 7				0- 1		0- 0		AWAY		0- 0		0- 2		9- 4							
0- 0				0- 0		0- 0		NEUTRAL		0- 0		0- 0		0- 0							
4- 7				0- 1		0- 0		NON-CONFERENCE		0- 0		0- 3		4- 3							
1- 3				0- 0		0- 0		HOME		0- 0		0- 1		1- 2							
3- 4				0- 1		0- 0		AWAY		0- 0		0- 2		3- 1							
0- 0				0- 0		0- 0		NEUTRAL		0- 0		0- 0		0- 0							
15- 4				0- 0		0- 0		CONFERENCE		0- 0		0- 0		15- 4							
9- 1				0- 0		0- 0		HOME		0- 0		0- 0		9- 1							
6- 3				0- 0		0- 0		AWAY		0- 0		0- 0		6- 3							
0- 0				0- 0		0- 0		NEUTRAL		0- 0		0- 0		0- 0							

[illegible]

Non-Div I Games:

Sacred Heart

■ Loss, ■ Non-Conf, S Site, H Home A Away N Neutral

RPI	S	Opponent	Score	
344	H	Fairleigh Dickinson	68	62
351	A	LIU Brooklyn	64	69
351	H	LIU Brooklyn	75	53

Sacred Heart

## Saint Francis (PA)

## Through Games Of March 13, 2019

Average RPI Win:	281	WON-LOST	WINNING	LAST 10	STRENGTH OF	OPP. STRENGTH	TEAM	ADJ.	CONF.	ADJ CONF.
Average RPI Loss:	166	RECORD	PCT. RANK	GAMES	SCHEDULE	OF SCHEDULE	RPI	RPI	RPI	RPI
DIV. I ONLY	14- 16	193	1- 0	213	309	207	207	31	31	
DIV. I NON-CONF.	2- 9	297	0- 0	27	96	192	192	31	31	
TOTALS	RPI 1-25	RPI 26-50	W-L RECORDS	RPI 51-100	RPI 101-150	RPI 150+				
14- 16	0- 1	0- 2	OVERALL	0- 1	1- 3	13- 9				
9- 4	0- 0	0- 0	HOME	0- 1	1- 1	8- 2				
5- 10	0- 1	0- 1	AWAY	0- 0	0- 2	5- 6				
0- 2	0- 0	0- 1	NEUTRAL	0- 0	0- 0	0- 1				
2- 9	0- 1	0- 2	NON-CONFERENCE	0- 1	1- 3	1- 2				
1- 2	0- 0	0- 0	HOME	0- 1	1- 1	0- 0				
1- 5	0- 1	0- 1	AWAY	0- 0	0- 2	1- 1				
0- 2	0- 0	0- 1	NEUTRAL	0- 0	0- 0	0- 1				
12- 7	0- 0	0- 0	CONFERENCE	0- 0	0- 0	12- 7				
8- 2	0- 0	0- 0	HOME	0- 0	0- 0	8- 2				
4- 5	0- 0	0- 0	AWAY	0- 0	0- 0	4- 5				
0- 0	0- 0	0- 0	NEUTRAL	0- 0	0- 0	0- 0				

RPI	S	Opponent	Score	RPI	S	Opponent	Score	RPI	S	Opponent	Score	RPI	S	Opponent	Score	Team's RPI: 207
2	A	Baylor	58 116	30	A	Rutgers	52 96	64	H	FGCU	69 83	122	A	Youngstown St.	56 80	
				38	N	Boise St.	64 78					127	A	Pittsburgh	75 78	
												129	H	Morehead St.	89 83	
												135	H	Duquesne	73 93	
												179	A	Robert Morris	53 66	
												179	H	Robert Morris	60 66	
												181	A	Sacred Heart	51 77	
												181	H	Sacred Heart	85 68	
												185	A	Liberty	53 82	
												188	N	Montana	77 79	
												223	A	Mt. St. Mary's	83 72	
												223	H	Mt. St. Mary's	68 66	
												248	A	St. Francis Brooklyn	65 78	
												248	H	St. Francis Brooklyn	86 84	
												294	A	Bryant	63 66	
												294	H	Bryant	91 78	
												294	H	Bryant	78 66	
												319	A	Wagner	67 58	
												319	H	Wagner	107 70	
												328	A	Central Conn. St.	62 73	
												328	H	Central Conn. St.	83 68	
												338	A	Longwood	91 88	
												344	A	Fairleigh Dickinson	77 65	
												344	H	Fairleigh Dickinson	75 64	
												351	A	LIU Brooklyn	80 66	
												351	H	LIU Brooklyn	69 75	
LAST 12 Division I GAMES:																
294	H	Bryant	91 78	351	H	LIU Brooklyn	69 75									
188	N	Montana	77 79	179	H	Robert Morris	60 66									
179	A	Robert Morris	53 66	344	A	Fairleigh Dickinson	77 65									
319	A	Wagner	67 58	294	H	Bryant	78 66									
181	A	Sacred Heart	51 77	328	H	Central Conn. St.	83 68									
248	H	St. Francis Brooklyn	86 84	223	A	Mt. St. Mary's	83 72									

Non-Div I Games: Seton Hill 86 74

Saint Francis (PA)

Loss, Non-Conf, S Site, H Home A Away N Neutral



## Saint Joseph's

Through Games Of March 13, 2019

Average RPI Win:	<b>237</b>	WON-LOST	WINNING	LAST 10	STRENGTH OF	OPP. STRENGTH	TEAM	ADJ.	CONF.	ADJ CONF.
Average RPI Loss:	<b>131</b>	RECORD	PCT. RANK	GAMES	SCHEDULE	OF SCHEDULE	RPI	RPI	RPI	RPI
DIV. I ONLY	<b>12- 19</b>	<b>236</b>	<b>1- 1</b>	<b>172</b>	<b>160</b>	<b>234</b>	<b>234</b>	<b>17</b>	<b>17</b>	
DIV. I NON-CONF.	<b>4- 9</b>	<b>252</b>	<b>0- 0</b>	<b>137</b>	<b>166</b>	<b>244</b>	<b>244</b>	<b>16</b>	<b>16</b>	
TOTALS	RPI 1-25	RPI 26-50	W-L RECORDS	RPI 51-100	RPI 101-150	RPI 150+				
12- 19	0- 0	0- 1	OVERALL	0- 7	0- 5	12- 6				
8- 9	0- 0	0- 1	HOME	0- 3	0- 2	8- 3				
4- 9	0- 0	0- 0	AWAY	0- 3	0- 3	4- 3				
0- 1	0- 0	0- 0	NEUTRAL	0- 1	0- 0	0- 0				
4- 9	0- 0	0- 1	NON-CONFERENCE	0- 3	0- 2	4- 3				
3- 5	0- 0	0- 1	HOME	0- 1	0- 1	3- 2				
1- 4	0- 0	0- 0	AWAY	0- 2	0- 1	1- 1				
0- 0	0- 0	0- 0	NEUTRAL	0- 0	0- 0	0- 0				
8- 10	0- 0	0- 0	CONFERENCE	0- 4	0- 3	8- 3				
5- 4	0- 0	0- 0	HOME	0- 2	0- 1	5- 1				
3- 5	0- 0	0- 0	AWAY	0- 1	0- 2	3- 2				
0- 1	0- 0	0- 0	NEUTRAL	0- 1	0- 0	0- 0				

RPI S	Opponent	Score	RPI S	Opponent	Score	RPI S	Opponent	Score	RPI S	Opponent	Score	Team's RPI: 234
48	H Auburn	70 <b>81</b>	55	H Villanova	35 <b>47</b>	118	A Dayton	65 <b>72</b>				
			59	A Penn	45 <b>65</b>	124	H Towson	52 <b>73</b>				
			63	A Drexel	34 <b>51</b>	126	A Delaware	39 <b>48</b>				
			82	H Fordham	41 <b>51</b>	135	A Duquesne	73 <b>81</b>				
			90	A VCU	40 <b>59</b>	135	H Duquesne	56 <b>67</b>				
			90	H VCU	47 <b>65</b>	153	H Davidson	66 54				
			90	N VCU	47 <b>58</b>	165	H Temple	52 <b>58</b>				
						171	H Rider	54 <b>56</b>				
						181	A Sacred Heart	61 44				
						183	H Saint Louis	49 <b>62</b>				
						204	H Massachusetts	55 54				
						216	A George Washington	41 38				
						216	H George Washington	61 49				
						225	A George Mason	59 <b>68</b>				
						250	H Columbia	68 61				
						255	A Navy	48 <b>49</b>				
						258	A Rhode Island	55 48				
						261	H St. Bonaventure	66 41				
						264	H Loyola Maryland	49 46				
						270	A Richmond	45 <b>46</b>				
						273	H Niagara	68 54				
						284	A La Salle	64 63				
						284	H La Salle	60 57				
LAST 12 Division I GAMES:												
216	H George Washington	61 49	135	H Duquesne	56 <b>67</b>							
90	N VCU	47 <b>58</b>	284	A La Salle	64 63							
264	H Loyola Maryland	49 46	204	H Massachusetts	55 54							
82	H Fordham	41 <b>51</b>	216	A George Washington	41 38							
225	A George Mason	59 <b>68</b>	153	H Davidson	66 54							
258	A Rhode Island	55 48	90	H VCU	47 <b>65</b>							

Non-Div I Games:

Saint Joseph's

■ Loss, 
 ■ Non-Conf, 
 ■ S Site, 
 ■ H Home 
 ■ A Away 
 N Neutral

## Saint Louis

Through Games Of March 13, 2019

Average RPI Win:	215	WON-LOST	WINNING	LAST 10	STRENGTH OF	OPP. STRENGTH	TEAM	ADJ.	CONF.	ADJ CONF.
Average RPI Loss:	129	RECORD	PCT. RANK	GAMES	SCHEDULE	OF SCHEDULE	RPI	RPI	RPI	RPI
DIV. I ONLY	15- 16	182	1- 0	195	119	183	183	17	17	
DIV. I NON-CONF.	5- 8	224	0- 0	220	43	222	222	16	16	
TOTALS	RPI 1-25	RPI 26-50	W-L RECORDS	RPI 51-100	RPI 101-150	RPI 150+				
15- 16	0- 1	0- 1	OVERALL	2- 4	2- 4	11- 6				
9- 6	0- 1	0- 1	HOME	1- 2	1- 0	7- 2				
6- 7	0- 0	0- 0	AWAY	1- 2	1- 2	4- 3				
0- 3	0- 0	0- 0	NEUTRAL	0- 0	0- 2	0- 1				
5- 8	0- 1	0- 1	NON-CONFERENCE	1- 1	0- 2	4- 3				
2- 4	0- 1	0- 1	HOME	0- 1	0- 0	2- 1				
3- 2	0- 0	0- 0	AWAY	1- 0	0- 1	2- 1				
0- 2	0- 0	0- 0	NEUTRAL	0- 0	0- 1	0- 1				
10- 8	0- 0	0- 0	CONFERENCE	1- 3	2- 2	7- 3				
7- 2	0- 0	0- 0	HOME	1- 1	1- 0	5- 1				
3- 5	0- 0	0- 0	AWAY	0- 2	1- 1	2- 2				
0- 1	0- 0	0- 0	NEUTRAL	0- 0	0- 1	0- 0				

RPI	S	Opponent	Score	RPI	S	Opponent	Score	RPI	S	Opponent	Score	RPI	S	Opponent	Score	Team's RPI: 183
6	H	UConn	42 98	31	H	Missouri	62 74	75	H	Cincinnati	50 51	118	A	Dayton	57 73	
								82	A	Fordham	51 54	118	H	Dayton	68 65	
								82	H	Fordham	53 56	135	A	Duquesne	67 63	
								90	A	VCU	47 57	135	N	Duquesne	51 72	
								90	H	VCU	76 60	136	N	Yale	52 58	
								96	A	Virginia	67 65	140	A	Illinois St.	67 72	
												152	H	Southern Ill.	62 58	
												153	A	Davidson	57 60	
												157	A	Tulsa	75 86	
												168	N	Chattanooga	61 71	
												204	A	Massachusetts	66 70	
												216	H	George Washington	60 44	
												225	H	George Mason	60 53	
												230	H	Indiana St.	56 60	
												234	A	Saint Joseph's	62 49	
												238	H	SIUE	63 56	
												258	H	Rhode Island	56 68	
												261	A	St. Bonaventure	62 45	
												270	H	Richmond	58 49	
												270	H	Richmond	78 48	
												284	H	La Salle	69 58	
												303	A	Fla. Atlantic	93 61	
												333	A	Eastern Ky.	70 43	
LAST 12 Division I GAMES:																
270	H	Richmond	58 49	270	H	Richmond	78 48									
135	N	Duquesne	51 72	135	A	Duquesne	67 63									
303	A	Fla. Atlantic	93 61	284	H	La Salle	69 58									
118	A	Dayton	57 73	82	A	Fordham	51 54									
90	H	VCU	76 60	216	H	George Washington	60 44									
153	A	Davidson	57 60	225	H	George Mason	60 53									

Non-Div I Games:

Saint Louis

■ Loss, 
 ■ Non-Conf, 
 ■ S Site, 
 ■ H Home 
 ■ A Away 
 N Neutral

Average RPI Win:	174	WON-LOST	WINNING	LAST 10	STRENGTH OF	OPP. STRENGTH	TEAM	ADJ.	CONF.	ADJ CONF.
Average RPI Loss:	47	RECORD	PCT. RANK	GAMES	SCHEDULE	OF SCHEDULE	RPI	RPI	RPI	RPI
DIV. I ONLY	20- 11	94	1- 1	55	81	50	50	7	7	
DIV. I NON-CONF.	7- 4	108	0- 0	68	53	62	62	7	7	
TOTALS	RPI 1-25	RPI 26-50	W-L RECORDS	RPI 51-100	RPI 101-150	RPI 150+				
20- 11	0- 5	1- 2	OVERALL	3- 3	3- 1	13- 0				
9- 4	0- 2	0- 2	HOME	3- 0	1- 0	5- 0				
8- 6	0- 2	1- 0	AWAY	0- 3	0- 1	7- 0				
3- 1	0- 1	0- 0	NEUTRAL	0- 0	2- 0	1- 0				
7- 4	0- 2	0- 1	NON-CONFERENCE	1- 1	1- 0	5- 0				
2- 2	0- 1	0- 1	HOME	1- 0	0- 0	1- 0				
3- 2	0- 1	0- 0	AWAY	0- 1	0- 0	3- 0				
2- 0	0- 0	0- 0	NEUTRAL	0- 0	1- 0	1- 0				
13- 7	0- 3	1- 1	CONFERENCE	2- 2	2- 1	8- 0				
7- 2	0- 1	0- 1	HOME	2- 0	1- 0	4- 0				
5- 4	0- 1	1- 0	AWAY	0- 2	0- 1	4- 0				
1- 1	0- 1	0- 0	NEUTRAL	0- 0	1- 0	0- 0				

RPI 1-25				RPI 26-50				Team's RPI: 50	RPI 51-100				RPI 101+			
RPI	S	Opponent	Score	RPI	S	Opponent	Score		RPI	S	Opponent	Score	RPI	S	Opponent	Score
5	H	Oregon	55 79	26	A	BYU	78 75		61	H	Wyoming	90 84	103	N	Old Dominion	83 65
13	A	Gonzaga	62 74	26	H	BYU	73 74		81	A	UC Davis	74 76	106	A	Loyola Marymount	56 69
13	H	Gonzaga	52 66	41	H	California	78 81		97	A	Pepperdine	72 77	106	H	Loyola Marymount	86 62
13	N	Gonzaga	77 78						97	H	Pepperdine	79 68	106	N	Loyola Marymount	70 38
24	A	Oregon St.	56 89						99	A	Pacific	67 76	160	A	Washington St.	70 64
									99	H	Pacific	75 62	163	N	Texas St.	89 62
													164	A	Santa Clara	83 59
													164	H	Santa Clara	81 68
													191	A	Portland	98 91
													191	H	Portland	113 85
													198	H	Milwaukee	73 71
													252	A	San Francisco	80 65
													252	H	San Francisco	88 63
													274	A	San Diego	80 49
													274	H	San Diego	74 60
													289	A	UC Santa Barbara	80 55
													316	A	Cal Poly	69 51
LAST 12 Division I GAMES:																
106	N	Loyola Marymount	70 38	252	H	San Francisco	88 63									
13	N	Gonzaga	77 78	164	H	Santa Clara	81 68									
103	N	Old Dominion	83 65	274	A	San Diego	80 49									
99	H	Pacific	75 62	26	A	BYU	78 75									
97	A	Pepperdine	72 77	13	H	Gonzaga	52 66									
106	A	Loyola Marymount	56 69	191	H	Portland	113 85									

Non-Div I Games:

Saint Mary's (CA)

■ Loss, 
 ■ Non-Conf, 
 ■ S Site, 
 ■ Home 
 ■ A Away 
 N Neutral

## Saint Peter's

Through Games Of March 13, 2019

Average RPI Win:	323	WON-LOST	WINNING	LAST 10	STRENGTH OF	OPP. STRENGTH	TEAM	ADJ.	CONF.	ADJ CONF.
Average RPI Loss:	232	RECORD	PCT. RANK	GAMES	SCHEDULE	OF SCHEDULE	RPI	RPI	RPI	RPI
DIV. I ONLY	6- 24	320	0- 1	350	304	347	347	26	26	
DIV. I NON-CONF.	5- 6	177	0- 0	342	344	311	311	27	27	
TOTALS	RPI 1-25	RPI 26-50	W-L RECORDS	RPI 51-100	RPI 101-150	RPI 150+				
6- 24	0- 0	0- 1	OVERALL	0- 0	0- 4	6- 19				
4- 10	0- 0	0- 0	HOME	0- 0	0- 1	4- 9				
2- 13	0- 0	0- 1	AWAY	0- 0	0- 3	2- 9				
0- 1	0- 0	0- 0	NEUTRAL	0- 0	0- 0	0- 1				
5- 6	0- 0	0- 0	NON-CONFERENCE	0- 0	0- 3	5- 3				
4- 1	0- 0	0- 0	HOME	0- 0	0- 0	4- 1				
1- 5	0- 0	0- 0	AWAY	0- 0	0- 3	1- 2				
0- 0	0- 0	0- 0	NEUTRAL	0- 0	0- 0	0- 0				
1- 18	0- 0	0- 1	CONFERENCE	0- 0	0- 1	1- 16				
0- 9	0- 0	0- 0	HOME	0- 0	0- 1	0- 8				
1- 8	0- 0	0- 1	AWAY	0- 0	0- 0	1- 7				
0- 1	0- 0	0- 0	NEUTRAL	0- 0	0- 0	0- 1				

RPI S	Opponent	Score	RPI S	Opponent	Score	RPI S	Opponent	Score	RPI S	Opponent	Score	Team's RPI: 347
			39	A Quinnipiac	45 90				119	H Marist	42 62	
									133	A Boston College	57 89	
									136	A Yale	56 72	
									141	A Seton Hall	47 90	
									171	A Rider	38 60	
									171	H Rider	43 78	
									214	A Monmouth	50 70	
									214	H Monmouth	59 76	
									248	A St. Francis Brooklyn	70 74	
									262	H Cal St. Fullerton	45 69	
									263	A Manhattan	46 62	
									263	H Manhattan	44 62	
									263	N Manhattan	41 62	
									273	A Niagara	57 81	
									273	H Niagara	66 75	
									276	A Siena	46 50	
									276	H Siena	57 84	
									282	A Fairfield	68 65	
									282	H Fairfield	61 69	
									287	A Canisius	59 78	
									287	H Canisius	62 75	
									318	A Lafayette	62 60	
									319	H Wagner	69 57	
									323	A Iona	57 61	
									323	H Iona	53 58	
									325	H NJIT	70 57	
LAST 12 Division I GAMES:												
			263	N Manhattan	41 62	323	A Iona	57 61				
			214	H Monmouth	59 76	171	H Rider	43 78				
			323	H Iona	53 58	263	H Manhattan	44 62				
			263	A Manhattan	46 62	287	A Canisius	59 78				
			282	H Fairfield	61 69	273	A Niagara	57 81				
			214	A Monmouth	50 70	276	A Siena	46 50				

Non-Div I Games:

Saint Peter's

■ Loss, 
 ■ Non-Conf, 
 ■ S Site, 
 ■ Home 
 ■ A Away 
 N Neutral

RPI	S	Opponent	Score	
327	A	UMass Lowell	57	59
344	H	Fairleigh Dickinson	75	58
351	H	LIU Brooklyn	86	59

Saint Peter's

Average RPI Win:	281	WON-LOST	WINNING	LAST 10	STRENGTH OF	OPP. STRENGTH	TEAM	ADJ.	CONF.	ADJ CONF.
Average RPI Loss:	121	RECORD	PCT. RANK	GAMES	SCHEDULE	OF SCHEDULE	RPI	RPI	RPI	RPI
DIV. I ONLY	13- 12	160	0- 1	207	284	173	173	25	25	
DIV. I NON-CONF.	2- 5	264	0- 0	134	149	187	187	23	23	
TOTALS	RPI 1-25	RPI 26-50	W-L RECORDS	RPI 51-100	RPI 101-150	RPI 150+				
13- 12	0- 0	0- 0	OVERALL	0- 7	1- 1	12- 4				
6- 4	0- 0	0- 0	HOME	0- 2	0- 1	6- 1				
7- 7	0- 0	0- 0	AWAY	0- 4	1- 0	6- 3				
0- 1	0- 0	0- 0	NEUTRAL	0- 1	0- 0	0- 0				
2- 5	0- 0	0- 0	NON-CONFERENCE	0- 3	0- 0	2- 2				
0- 1	0- 0	0- 0	HOME	0- 0	0- 0	0- 1				
2- 3	0- 0	0- 0	AWAY	0- 2	0- 0	2- 1				
0- 1	0- 0	0- 0	NEUTRAL	0- 1	0- 0	0- 0				
11- 7	0- 0	0- 0	CONFERENCE	0- 4	1- 1	10- 2				
6- 3	0- 0	0- 0	HOME	0- 2	0- 1	6- 0				
5- 4	0- 0	0- 0	AWAY	0- 2	1- 0	4- 2				
0- 0	0- 0	0- 0	NEUTRAL	0- 0	0- 0	0- 0				

RPI S	Opponent	Score	RPI S	Opponent	Score	RPI S	Opponent	Score	RPI S	Opponent	Score	Team's RPI: 173
						53	A Lamar University	76 81	144	A Abilene Christian	72 63	
						53	H Lamar University	72 83	144	H Abilene Christian	79 91	
						58	A TCU	59 72	156	A Nicholls St.	81 84	
						62	A SFA	75 83	159	H Oral Roberts	62 73	
						62	H SFA	68 78	193	A Southern Miss.	65 61	
						85	N Troy	79 84	257	A Wichita St.	55 63	
						86	A LSU	52 66	269	A Louisiana	68 62	
									275	A A&M-Corpus Christi	61 76	
									275	H A&M-Corpus Christi	61 59	
									283	H New Orleans	86 62	
									285	A Central Ark.	71 59	
									285	H Central Ark.	66 62	
									308	A Incarnate Word	76 56	
									312	A McNeese	93 80	
									315	H Northwestern St.	66 55	
									324	H Southeastern La.	94 63	
									332	A Houston Baptist	74 63	
									332	H Houston Baptist	83 64	
LAST 12 Division I GAMES:												
						62	A SFA	75 83	275	H A&M-Corpus Christi	61 59	
						285	A Central Ark.	71 59	144	A Abilene Christian	72 63	
						283	H New Orleans	86 62	312	A McNeese	93 80	
						332	H Houston Baptist	83 64	62	H SFA	68 78	
						156	A Nicholls St.	81 84	324	H Southeastern La.	94 63	
						53	A Lamar University	76 81	53	H Lamar University	72 83	

Non-Div I Games: UNKNOWN 94 46 Wiley 101 63 Jarvis Christian 100 55

Sam Houston St.

Average RPI Win:	280	WON-LOST	WINNING	LAST 10	STRENGTH OF	OPP. STRENGTH	TEAM	ADJ.	CONF.	ADJ CONF.
Average RPI Loss:	173	RECORD	PCT. RANK	GAMES	SCHEDULE	OF SCHEDULE	RPI	RPI	RPI	RPI
DIV. I ONLY	8- 20	282	0- 1	265	266	288	288	28	28	
DIV. I NON-CONF.	3- 10	278	0- 0	162	230	235	235	24	24	
TOTALS	RPI 1-25	RPI 26-50	W-L RECORDS	RPI 51-100	RPI 101-150	RPI 150+				
8- 20	0- 0	0- 1	OVERALL	0- 1	0- 5	8- 13				
5- 4	0- 0	0- 0	HOME	0- 0	0- 2	5- 2				
3- 15	0- 0	0- 1	AWAY	0- 1	0- 3	3- 10				
0- 1	0- 0	0- 0	NEUTRAL	0- 0	0- 0	0- 1				
3- 10	0- 0	0- 1	NON-CONFERENCE	0- 1	0- 3	3- 5				
1- 1	0- 0	0- 0	HOME	0- 0	0- 1	1- 0				
2- 9	0- 0	0- 1	AWAY	0- 1	0- 2	2- 5				
0- 0	0- 0	0- 0	NEUTRAL	0- 0	0- 0	0- 0				
5- 10	0- 0	0- 0	CONFERENCE	0- 0	0- 2	5- 8				
4- 3	0- 0	0- 0	HOME	0- 0	0- 1	4- 2				
1- 6	0- 0	0- 0	AWAY	0- 0	0- 1	1- 5				
0- 1	0- 0	0- 0	NEUTRAL	0- 0	0- 0	0- 1				

RPI 1-25	RPI 26-50	RPI 51-100	RPI 101+ Team's RPI: 288
RPI S Opponent Score	RPI S Opponent Score	RPI S Opponent Score	RPI S Opponent Score
	48  Auburn 46  73	85  Troy 52  72	101  UAB 41  66
			111  UT Martin 68  89
			131  Mercer 68  76
			131  Mercer 52  68
			143  Oklahoma St. 62  82
			166  Denver 87 83
			168  Chattanooga 56  61
			168  Chattanooga 63  73
			175  Colorado 39  81
			192  Furman 36  57
			192  Furman 41  74
			192 N Furman 52  67
			193  Southern Miss. 40  76
			194  Hampton 57  64
			206  Vanderbilt 52  77
			232  Memphis 48  53
			241  ETSU 50  71
			241  ETSU 79 58
			254  Wofford 62  71
			254  Wofford 79 62
			267  Alabama St. 60 51
			307  UNC Greensboro 54  55
			307  UNC Greensboro 57 53
			321  Presbyterian 75 54
			342  Western Caro. 75 42
			342  Western Caro. 58 43
LAST 12 Division I GAMES:			
192 N Furman 52  67	342  Western Caro. 58 43		
192  Furman 41  74	131  Mercer 52  68		
254  Wofford 79 62	254  Wofford 62  71		
241  ETSU 50  71	192  Furman 36  57		
168  Chattanooga 56  61	168  Chattanooga 63  73		
307  UNC Greensboro 57 53	241  ETSU 79 58		

Non-Div I Games: Rhodes 71 54 Montevallo 73 47

Samford

Loss, Non-Conf, S Site, Home Away N Neutral

## San Diego

Through Games Of March 13, 2019

Average RPI Win:	235	WON-LOST	WINNING	LAST 10	STRENGTH OF	OPP. STRENGTH	TEAM	ADJ.	CONF.	ADJ CONF.
Average RPI Loss:	117	RECORD	PCT. RANK	GAMES	SCHEDULE	OF SCHEDULE	RPI	RPI	RPI	RPI
DIV. I ONLY	8- 21	285	0- 1	179	88	274	274	7	7	
DIV. I NON-CONF.	6- 4	125	0- 0	322	186	220	220	7	7	
TOTALS	RPI 1-25	RPI 26-50	W-L RECORDS	RPI 51-100	RPI 101-150	RPI 150+				
8- 21	0- 2	0- 5	OVERALL	0- 4	0- 3	8- 7				
6- 9	0- 1	0- 3	HOME	0- 2	0- 1	6- 2				
2- 11	0- 1	0- 2	AWAY	0- 2	0- 2	2- 4				
0- 1	0- 0	0- 0	NEUTRAL	0- 0	0- 0	0- 1				
6- 4	0- 0	0- 1	NON-CONFERENCE	0- 0	0- 1	6- 2				
5- 1	0- 0	0- 1	HOME	0- 0	0- 0	5- 0				
1- 3	0- 0	0- 0	AWAY	0- 0	0- 1	1- 2				
0- 0	0- 0	0- 0	NEUTRAL	0- 0	0- 0	0- 0				
2- 17	0- 2	0- 4	CONFERENCE	0- 4	0- 2	2- 5				
1- 8	0- 1	0- 2	HOME	0- 2	0- 1	1- 2				
1- 8	0- 1	0- 2	AWAY	0- 2	0- 1	1- 2				
0- 1	0- 0	0- 0	NEUTRAL	0- 0	0- 0	0- 1				

RPI	S	Opponent	Score	RPI	S	Opponent	Score	RPI	S	Opponent	Score	RPI	S	Opponent	Score	Team's RPI: 274
13	A	Gonzaga	44 71	26	A	BYU	68 80	97	A	Pepperdine	65 88	106	A	Loyola Marymount	57 83	
13	H	Gonzaga	61 86	26	H	BYU	56 65	97	H	Pepperdine	55 74	106	H	Loyola Marymount	52 69	
				41	H	California	53 70	99	A	Pacific	47 79	107	A	Minnesota	48 53	
				50	A	Saint Mary's (CA)	60 74	99	H	Pacific	53 70	164	A	Santa Clara	57 49	
				50	H	Saint Mary's (CA)	49 80					164	H	Santa Clara	68 77	
												164	N	Santa Clara	59 63	
												191	A	Portland	74 96	
												191	H	Portland	60 69	
												199	H	Hawaii	58 50	
												205	H	San Diego St.	72 71	
												209	H	Dartmouth	78 76	
												252	A	San Francisco	57 68	
												252	H	San Francisco	66 59	
												271	A	Southern Utah	59 69	
												272	A	Long Beach St.	60 56	
												281	H	Cleveland St.	83 82	
												297	H	San Jose St.	83 79	
												302	A	UTSA	77 87	
LAST 12 Division I GAMES:																
				164	N	Santa Clara	59 63	50	H	Saint Mary's (CA)	49 80					
				252	H	San Francisco	66 59	99	H	Pacific	53 70					
				164	H	Santa Clara	68 77	106	A	Loyola Marymount	57 83					
				26	A	BYU	68 80	97	A	Pepperdine	65 88					
				191	A	Portland	74 96	26	H	BYU	56 65					
				13	A	Gonzaga	44 71	13	H	Gonzaga	61 86					

Non-Div I Games: Cal St. San B'dino 76 58

San Diego

■ Loss, 
 ■ Non-Conf, 
 ■ S Site, 
 ■ Home 
 ■ Away 
 N Neutral



Average RPI Win: 213		WON-LOST	WINNING	LAST 10	STRENGTH OF	OPP. STRENGTH	TEAM	ADJ.	CONF.	ADJ CONF.
Average RPI Loss: 156		RECORD	PCT. RANK	GAMES	SCHEDULE	OF SCHEDULE	RPI	RPI	RPI	RPI
DIV. I ONLY		14- 18	210	2- 0	194	166	205	205	15	15
DIV. I NON-CONF.		5- 6	177	0- 0	250	240	230	230	12	12
TOTALS		RPI 1-25	RPI 26-50	W-L RECORDS	RPI 51-100	RPI 101-150	RPI 150+			
14- 18	0- 0		0- 2	OVERALL	2- 5	1- 2	11- 9			
8- 7	0- 0		0- 1	HOME	1- 2	0- 1	7- 3			
4- 10	0- 0		0- 1	AWAY	0- 2	1- 1	3- 6			
2- 1	0- 0		0- 0	NEUTRAL	1- 1	0- 0	1- 0			
5- 6	0- 0		0- 0	NON-CONFERENCE	0- 2	0- 1	5- 3			
3- 3	0- 0		0- 0	HOME	0- 2	0- 0	3- 1			
2- 3	0- 0		0- 0	AWAY	0- 0	0- 1	2- 2			
0- 0	0- 0		0- 0	NEUTRAL	0- 0	0- 0	0- 0			
9- 12	0- 0		0- 2	CONFERENCE	2- 3	1- 1	6- 6			
5- 4	0- 0		0- 1	HOME	1- 0	0- 1	4- 2			
2- 7	0- 0		0- 1	AWAY	0- 2	1- 0	1- 4			
2- 1	0- 0		0- 0	NEUTRAL	1- 1	0- 0	1- 0			

[illegible]

Non-Div I Games:

San Diego St.

■ Loss, ■ Non-Conf, S Site, H Home A Away N Neutral

## San Francisco

Through Games Of March 13, 2019

Average RPI Win:	261	WON-LOST	WINNING	LAST 10	STRENGTH OF	OPP. STRENGTH	TEAM	ADJ.	CONF.	ADJ CONF.
Average RPI Loss:	103	RECORD	PCT. RANK	GAMES	SCHEDULE	OF SCHEDULE	RPI	RPI	RPI	RPI
DIV. I ONLY	7- 24	308	1- 1	108	91	252	252	7	7	
DIV. I NON-CONF.	4- 7	228	0- 0	200	180	232	232	7	7	
TOTALS	RPI 1-25	RPI 26-50	W-L RECORDS	RPI 51-100	RPI 101-150	RPI 150+				
7- 24	0- 3	0- 4	OVERALL	0- 7	0- 4	7- 6				
2- 11	0- 1	0- 2	HOME	0- 4	0- 2	2- 2				
2- 11	0- 2	0- 2	AWAY	0- 3	0- 1	2- 3				
3- 2	0- 0	0- 0	NEUTRAL	0- 0	0- 1	3- 1				
4- 7	0- 1	0- 0	NON-CONFERENCE	0- 3	0- 1	4- 2				
1- 3	0- 0	0- 0	HOME	0- 2	0- 1	1- 0				
1- 3	0- 1	0- 0	AWAY	0- 1	0- 0	1- 1				
2- 1	0- 0	0- 0	NEUTRAL	0- 0	0- 0	2- 1				
3- 17	0- 2	0- 4	CONFERENCE	0- 4	0- 3	3- 4				
1- 8	0- 1	0- 2	HOME	0- 2	0- 1	1- 2				
1- 8	0- 1	0- 2	AWAY	0- 2	0- 1	1- 2				
1- 1	0- 0	0- 0	NEUTRAL	0- 0	0- 1	1- 0				

RPI 1-25				RPI 26-50				RPI 51-100				RPI 101+ Team's RPI: 252			
RPI	S	Opponent	Score	RPI	S	Opponent	Score	RPI	S	Opponent	Score	RPI	S	Opponent	Score
4	A	Stanford	62 96	26	A	BYU	59 82	71	H	UT Arlington	73 80	106	A	Loyola Marymount	58 66
13	A	Gonzaga	51 78	26	H	BYU	59 67	81	H	UC Davis	68 70	106	H	Loyola Marymount	66 73
13	H	Gonzaga	44 64	50	A	Saint Mary's (CA)	63 88	87	A	Idaho	63 70	106	N	Loyola Marymount	45 66
				50	H	Saint Mary's (CA)	65 80	97	A	Pepperdine	50 69	128	H	Northern Colo.	63 68
								97	H	Pepperdine	66 72	160	A	Washington St.	61 91
								99	A	Pacific	48 74	164	A	Santa Clara	57 49
								99	H	Pacific	75 85	164	H	Santa Clara	66 71
												191	A	Portland	73 78
												191	H	Portland	66 69
												191	N	Portland	76 69
												224	N	North Dakota	97 100
												265	A	Sacramento St.	86 75
												274	A	San Diego	59 66
												274	H	San Diego	68 57
												297	H	San Jose St.	85 63
												316	N	Cal Poly	65 62
												322	N	North Dakota St.	75 42
LAST 12 Division I GAMES:															
191	N	Portland	76 69	50	A	Saint Mary's (CA)	63 88								
106	N	Loyola Marymount	45 66	99	A	Pacific	48 74								
274	A	San Diego	59 66	106	H	Loyola Marymount	66 73								
26	A	BYU	59 82	97	H	Pepperdine	66 72								
13	H	Gonzaga	44 64	164	A	Santa Clara	57 49								
191	H	Portland	66 69	191	A	Portland	73 78								

Non-Div I Games:

San Francisco

■ Loss, 
■ Non-Conf, 
■ S Site, 
■ H Home 
■ A Away 
N Neutral

## San Jose St.

Through Games Of March 13, 2019

Average RPI Win:	225	WON-LOST	WINNING	LAST 10	STRENGTH OF	OPP. STRENGTH	TEAM	ADJ.	CONF.	ADJ CONF.
Average RPI Loss:	152	RECORD	PCT. RANK	GAMES	SCHEDULE	OF SCHEDULE	RPI	RPI	RPI	RPI
DIV. I ONLY	6- 23	318	0- 1	167	148	297	297	15	15	
DIV. I NON-CONF.	1- 9	326	0- 0	240	185	335	335	12	12	
TOTALS	RPI 1-25	RPI 26-50	W-L RECORDS	RPI 51-100	RPI 101-150	RPI 150+				
6- 23	0- 0	0- 2	OVERALL	0- 6	1- 3	5- 12				
5- 8	0- 0	0- 1	HOME	0- 3	1- 0	4- 4				
1- 14	0- 0	0- 1	AWAY	0- 3	0- 3	1- 7				
0- 1	0- 0	0- 0	NEUTRAL	0- 0	0- 0	0- 1				
1- 9	0- 0	0- 0	NON-CONFERENCE	0- 2	0- 2	1- 5				
1- 3	0- 0	0- 0	HOME	0- 1	0- 0	1- 2				
0- 6	0- 0	0- 0	AWAY	0- 1	0- 2	0- 3				
0- 0	0- 0	0- 0	NEUTRAL	0- 0	0- 0	0- 0				
5- 14	0- 0	0- 2	CONFERENCE	0- 4	1- 1	4- 7				
4- 5	0- 0	0- 1	HOME	0- 2	1- 0	3- 2				
1- 8	0- 0	0- 1	AWAY	0- 2	0- 1	1- 4				
0- 1	0- 0	0- 0	NEUTRAL	0- 0	0- 0	0- 1				

RPI S	Opponent	Score	RPI S	Opponent	Score	RPI S	Opponent	Score	RPI S	Opponent	Score	Team's RPI: 297
38	A Boise St.	68 99	38	H Boise St.	69 83	54	A New Mexico	72 110	109	A Portland St.	51 80	
						54	H New Mexico	60 79	120	A Fresno St.	48 77	
						61	A Wyoming	56 85	120	H Fresno St.	65 57	
						61	H Wyoming	56 70	149	A CSUN	40 76	
						94	A Nebraska	63 96	164	H Santa Clara	56 62	
						99	H Pacific	67 91	169	H UC Irvine	66 74	
									175	A Colorado	64 76	
									182	A Utah St.	49 82	
									182	H Utah St.	68 59	
									203	A UNLV	70 74	
									203	H UNLV	43 53	
									205	A San Diego St.	68 69	
									205	H San Diego St.	84 76	
									245	H Nevada	49 52	
									245	N Nevada	68 78	
									252	A San Francisco	63 85	
									266	H CSU Bakersfield	82 72	
									274	A San Diego	79 83	
									279	A Colorado St.	78 70	
									298	A Air Force	77 88	
									298	H Air Force	73 60	
LAST 12 Division I GAMES:												
245	N Nevada	68 78	279	A Colorado St.	78 70							
120	H Fresno St.	65 57	203	A UNLV	70 74							
61	A Wyoming	56 85	54	H New Mexico	60 79							
205	H San Diego St.	84 76	38	H Boise St.	69 83							
54	A New Mexico	72 110	205	A San Diego St.	68 69							
298	H Air Force	73 60	182	H Utah St.	68 59							

Non-Div I Games: San Fran. St. 66 73

San Jose St.

Loss, Non-Conf, S Site, H Home A Away N Neutral

Santa Clara

Through Games Of March 13, 2019

Average RPI Win:	216	WON-LOST	WINNING	LAST 10	STRENGTH OF	OPP. STRENGTH	TEAM	ADJ.	CONF.	ADJ CONF.
Average RPI Loss:	91	RECORD	PCT. RANK	GAMES	SCHEDULE	OF SCHEDULE	RPI	RPI	RPI	RPI
DIV. I ONLY	13- 17	211	1- 1	110	95	164	164	7	7	
DIV. I NON-CONF.	6- 4	125	0- 0	196	197	132	132	7	7	
TOTALS	RPI 1-25	RPI 26-50	W-L RECORDS	RPI 51-100	RPI 101-150	RPI 150+				
13- 17	0- 3	0- 4	OVERALL	2- 5	1- 3	10- 2				
5- 9	0- 1	0- 2	HOME	1- 2	0- 2	4- 2				
7- 7	0- 2	0- 2	AWAY	1- 2	1- 1	5- 0				
1- 1	0- 0	0- 0	NEUTRAL	0- 1	0- 0	1- 0				
6- 4	0- 1	0- 0	NON-CONFERENCE	1- 1	0- 2	5- 0				
4- 1	0- 0	0- 0	HOME	1- 0	0- 1	3- 0				
2- 3	0- 1	0- 0	AWAY	0- 1	0- 1	2- 0				
0- 0	0- 0	0- 0	NEUTRAL	0- 0	0- 0	0- 0				
7- 13	0- 2	0- 4	CONFERENCE	1- 4	1- 1	5- 2				
1- 8	0- 1	0- 2	HOME	0- 2	0- 1	1- 2				
5- 4	0- 1	0- 2	AWAY	1- 1	1- 0	3- 0				
1- 1	0- 0	0- 0	NEUTRAL	0- 1	0- 0	1- 0				

RPI 1-25				RPI 26-50				RPI 51-100				RPI 101+ Team's RPI: 164			
RPI	S	Opponent	Score	RPI	S	Opponent	Score	RPI	S	Opponent	Score	RPI	S	Opponent	Score
13	A	Gonzaga	61 78	26	A	BYU	64 69	52	A	Southern California	46 77	106	A	Loyola Marymount	83 75
13	H	Gonzaga	61 74	26	H	BYU	44 54	70	H	Missouri St.	77 73	106	H	Loyola Marymount	60 69
24	A	Oregon St.	31 82	50	A	Saint Mary's (CA)	68 81	97	A	Pepperdine	48 74	120	A	Fresno St.	53 80
				50	H	Saint Mary's (CA)	59 83	97	H	Pepperdine	74 76	149	H	CSUN	38 53
								99	A	Pacific	88 83	191	A	Portland	72 66
								99	H	Pacific	70 74	191	H	Portland	106 68
								99	N	Pacific	60 76	205	H	San Diego St.	60 43
												245	H	Nevada	56 48
												252	A	San Francisco	71 66
												252	H	San Francisco	49 57
												262	A	Cal St. Fullerton	64 60
												274	A	San Diego	77 68
												274	H	San Diego	49 57
												274	N	San Diego	63 59
												297	A	San Jose St.	62 56
												341	H	Grand Canyon	75 55
LAST 12 Division I GAMES:															
274	N	San Diego	63 59	99	A	Pacific	88 83	50	A	Saint Mary's (CA)	68 81				
99	N	Pacific	60 76	26	A	BYU	64 69	97	H	Pepperdine	74 76				
26	A	BYU	64 69	274	A	San Diego	77 68	106	H	Loyola Marymount	60 69				
191	H	Portland	106 68	13	H	Gonzaga	61 74	252	H	San Francisco	49 57				
13	H	Gonzaga	61 74					13	A	Gonzaga	61 78				

Non-Div I Games: Sonoma St. 98 38

Santa Clara

Loss, Non-Conf, S Site, H Home A Away N Neutral

Average RPI Win:	317	WON-LOST	WINNING	LAST 10	STRENGTH OF	OPP. STRENGTH	TEAM	ADJ.	CONF.	ADJ CONF.
Average RPI Loss:	246	RECORD	PCT. RANK	GAMES	SCHEDULE	OF SCHEDULE	RPI	RPI	RPI	RPI
DIV. I ONLY	5- 19	316	0- 1	348	341	345	345	32	32	
DIV. I NON-CONF.	0- 7	336	0- 0	235	128	342	342	32	32	
TOTALS	RPI 1-25	RPI 26-50	W-L RECORDS	RPI 51-100	RPI 101-150	RPI 150+				
5- 19	0- 1	0- 1	OVERALL	0- 0	0- 0	5- 17				
2- 9	0- 0	0- 0	HOME	0- 0	0- 0	2- 9				
3- 9	0- 1	0- 1	AWAY	0- 0	0- 0	3- 7				
0- 1	0- 0	0- 0	NEUTRAL	0- 0	0- 0	0- 1				
0- 7	0- 1	0- 1	NON-CONFERENCE	0- 0	0- 0	0- 5				
0- 3	0- 0	0- 0	HOME	0- 0	0- 0	0- 3				
0- 4	0- 1	0- 1	AWAY	0- 0	0- 0	0- 2				
0- 0	0- 0	0- 0	NEUTRAL	0- 0	0- 0	0- 0				
5- 12	0- 0	0- 0	CONFERENCE	0- 0	0- 0	5- 12				
2- 6	0- 0	0- 0	HOME	0- 0	0- 0	2- 6				
3- 5	0- 0	0- 0	AWAY	0- 0	0- 0	3- 5				
0- 1	0- 0	0- 0	NEUTRAL	0- 0	0- 0	0- 1				

RPI 1-25				RPI 26-50				RPI 51-100				RPI 101+ Team's RPI: 345			
RPI	S	Opponent	Score	RPI	S	Opponent	Score	RPI	S	Opponent	Score	RPI	S	Opponent	Score
20	A	DePaul	61 124	27	A	South Dakota St.	49 97					196	A	N.C. A&T	69 73
												202	A	UMES	46 78
												220	H	Bethune-Cookman	47 68
												222	H	Howard	70 106
												227	H	Texas Southern	41 65
												233	H	Jacksonville	58 68
												239	A	Ole Miss	51 74
												257	A	Wichita St.	50 66
												276	H	Norfolk St.	42 78
												286	H	Ga. Southern	71 82
												300	A	South Carolina St.	65 64
												300	H	South Carolina St.	60 71
												300	N	South Carolina St.	53 62
												310	A	Morgan St.	47 63
												310	H	Morgan St.	53 35
												314	A	Coppin St.	76 70
												314	H	Coppin St.	68 57
												334	A	N.C. Central	65 77
												334	H	N.C. Central	67 71
												340	A	Delaware St.	58 66
												346	A	Florida A&M	54 50
												346	H	Florida A&M	55 60
LAST 12 Division I GAMES:															
300	N	South Carolina St.	53 62	346	H	Florida A&M	55 60								
300	A	South Carolina St.	65 64	310	H	Morgan St.	53 35								
222	H	Howard	70 106	314	H	Coppin St.	68 57								
196	A	N.C. A&T	69 73	202	A	UMES	46 78								
334	A	N.C. Central	65 77	340	A	Delaware St.	58 66								
220	H	Bethune-Cookman	47 68	334	H	N.C. Central	67 71								

Non-Div I Games: Carver 101 49 Wesleyan (GA) 155 26

Savannah St.

Loss, Non-Conf, S Site, H Home A Away N Neutral

[illegible]

Non-Div I Games:

Average RPI Win:	187	WON-LOST	WINNING	LAST 10	STRENGTH OF	OPP. STRENGTH	TEAM	ADJ.	CONF.	ADJ CONF.
Average RPI Loss:	78	RECORD	PCT. RANK	GAMES	SCHEDULE	OF SCHEDULE	RPI	RPI	RPI	RPI
DIV. I ONLY	15- 15	170	0- 1	101	74	141	141	6	6	
DIV. I NON-CONF.	8- 3	72	0- 0	261	238	127	127	4	4	
TOTALS	RPI 1-25	RPI 26-50	W-L RECORDS	RPI 51-100	RPI 101-150	RPI 150+				
15- 15	1- 4	0- 1	OVERALL	4- 6	3- 2	7- 2				
11- 4	0- 2	0- 0	HOME	3- 1	2- 0	6- 1				
3- 9	1- 2	0- 1	AWAY	1- 4	1- 1	0- 1				
1- 2	0- 0	0- 0	NEUTRAL	0- 1	0- 1	1- 0				
8- 3	0- 1	0- 1	NON-CONFERENCE	1- 1	0- 0	7- 0				
6- 0	0- 0	0- 0	HOME	0- 0	0- 0	6- 0				
1- 2	0- 1	0- 1	AWAY	1- 0	0- 0	0- 0				
1- 1	0- 0	0- 0	NEUTRAL	0- 1	0- 0	1- 0				
7- 12	1- 3	0- 0	CONFERENCE	3- 5	3- 2	0- 2				
5- 4	0- 2	0- 0	HOME	3- 1	2- 0	0- 1				
2- 7	1- 1	0- 0	AWAY	0- 4	1- 1	0- 1				
0- 1	0- 0	0- 0	NEUTRAL	0- 0	0- 1	0- 0				

RPI 1-25				RPI 26-50				RPI 51-100				RPI 101+				Team's RPI: 141
RPI	S	Opponent	Score	RPI	S	Opponent	Score	RPI	S	Opponent	Score	RPI	S	Opponent	Score	
6	A	UConn	61 99	34	A	UCLA	62 78	51	A	Princeton	70 66	116	A	St. John's (NY)	76 72	
12	A	Marquette	60 96					55	A	Villanova	68 73	116	H	St. John's (NY)	77 67	
12	H	Marquette	63 109					55	H	Villanova	66 70	116	N	St. John's (NY)	51 76	
20	A	DePaul	84 73					66	N	Georgia Tech	73 84	121	A	Providence	75 82	
20	H	DePaul	85 94					69	A	Georgetown	43 51	121	H	Providence	79 73	
								69	H	Georgetown	76 63	215	A	Xavier	62 63	
								74	A	Butler	59 62	215	H	Xavier	76 80	
								74	H	Butler	83 62	248	H	St. Francis Brooklyn	100 77	
								93	A	Creighton	71 80	291	H	Kennesaw St.	102 80	
								93	H	Creighton	82 75	302	H	UTSA	84 53	
												307	N	UNC Greensboro	71 64	
												319	H	Wagner	95 40	
												327	H	UMass Lowell	90 57	
												347	H	Saint Peter's	90 47	
LAST 12 Division I GAMES:																
116	N	St. John's (NY)	51 76	93	A	Creighton	71 80									
116	A	St. John's (NY)	76 72	121	A	Providence	75 82									
55	A	Villanova	68 73	74	H	Butler	83 62									
69	A	Georgetown	43 51	215	H	Xavier	76 80									
12	H	Marquette	63 109	69	H	Georgetown	76 63									
20	H	DePaul	85 94	55	H	Villanova	66 70									

Non-Div I Games:

Seton Hall

■ Loss, 
■ Non-Conf, 
■ S Site, 
■ Home 
■ A Away 
N Neutral

Average RPI Win: <b>281</b>	WON-LOST	WINNING	LAST 10	STRENGTH OF	OPP. STRENGTH	TEAM	ADJ.	CONF.	ADJ CONF.
Average RPI Loss: <b>179</b>	RECORD	PCT. RANK	GAMES	SCHEDULE	OF SCHEDULE	RPI	RPI	RPI	RPI
DIV. I ONLY	<b>12- 18</b>	<b>226</b>	<b>0- 1</b>	<b>280</b>	<b>287</b>	<b>276</b>	<b>276</b>	<b>26</b>	<b>26</b>
DIV. I NON-CONF.	<b>4- 7</b>	<b>228</b>	<b>0- 0</b>	<b>205</b>	<b>296</b>	<b>268</b>	<b>268</b>	<b>27</b>	<b>27</b>
TOTALS	RPI 1-25	RPI 26-50	W-L RECORDS	RPI 51-100	RPI 101-150	RPI 150+			
12- 18	0- 0	0- 2	OVERALL	0- 3	0- 2	12- 11			
6- 9	0- 0	0- 1	HOME	0- 2	0- 1	6- 5			
5- 7	0- 0	0- 1	AWAY	0- 0	0- 1	5- 5			
1- 2	0- 0	0- 0	NEUTRAL	0- 1	0- 0	1- 1			
4- 7	0- 0	0- 0	NON-CONFERENCE	0- 3	0- 0	4- 4			
2- 4	0- 0	0- 0	HOME	0- 2	0- 0	2- 2			
1- 2	0- 0	0- 0	AWAY	0- 0	0- 0	1- 2			
1- 1	0- 0	0- 0	NEUTRAL	0- 1	0- 0	1- 0			
8- 11	0- 0	0- 2	CONFERENCE	0- 0	0- 2	8- 7			
4- 5	0- 0	0- 1	HOME	0- 0	0- 1	4- 3			
4- 5	0- 0	0- 1	AWAY	0- 0	0- 1	4- 3			
0- 1	0- 0	0- 0	NEUTRAL	0- 0	0- 0	0- 1			

RPI S	Opponent	Score	RPI S	Opponent	Score	RPI S	Opponent	Score	RPI S	Opponent	Score	Team's RPI: 276
39	A Quinnipiac	31 <b>68</b>	39	H Quinnipiac	38 <b>67</b>	59	H Penn	51 <b>58</b>	119	A Marist	59 <b>88</b>	
						63	N Drexel	39 <b>51</b>	119	H Marist	58 <b>73</b>	
						88	H Harvard	54 <b>73</b>	171	A Rider	54 <b>77</b>	
									171	H Rider	52 <b>55</b>	
									181	A Sacred Heart	50 <b>72</b>	
									204	H Massachusetts	64 59	
									214	A Monmouth	77 68	
									214	H Monmouth	54 <b>56</b>	
									222	A Howard	86 81	
									246	H Hofstra	50 <b>57</b>	
									247	H Colgate	55 53	
									261	A St. Bonaventure	58 <b>74</b>	
									263	A Manhattan	48 <b>52</b>	
									263	H Manhattan	62 56	
									273	H Niagara	67 61	
									282	A Fairfield	55 <b>59</b>	
									282	H Fairfield	40 <b>66</b>	
									287	A Canisius	78 66	
									303	H Fla. Atlantic	66 <b>70</b>	
									319	N Wagner	74 71	
									323	A Iona	66 45	
									323	H Iona	59 47	
									323	N Iona	64 <b>75</b>	
									347	A Saint Peter's	84 57	
									347	H Saint Peter's	50 46	
LAST 12 Division I GAMES:												
323	N Iona	64 <b>75</b>	282	H Fairfield	40 <b>66</b>							
319	N Wagner	74 71	214	H Monmouth	54 <b>56</b>							
39	H Quinnipiac	38 <b>67</b>	323	A Iona	66 45							
171	A Rider	54 <b>77</b>	263	A Manhattan	48 <b>52</b>							
287	A Canisius	78 66	119	H Marist	58 <b>73</b>							
273	H Niagara	67 61	282	A Fairfield	55 <b>59</b>							

Non-Div I Games:

Siena

■ Loss, 
 ■ Non-Conf, 
 ■ S Site, 
 ■ Home 
 ■ Away 
 N Neutral



## Through Games Of March 13, 2019

RPI 1-25				RPI 26-50				RPI 51-100				RPI 101+ Team's RPI: 113					
RPI	S	Opponent	Score	RPI	S	Opponent	Score	RPI	S	Opponent	Score	RPI	S	Opponent	Score		
								71	A	UT Arlington	51	72	130	A	Appalachian St.	63	71
								73	A	Little Rock	44	47	130	H	Appalachian St.	50	59
								73	H	Little Rock	42	65	138	N	New Mexico St.	68	67
								85	A	Troy	58	66	139	A	Georgia St.	68	59
								85	H	Troy	80	77	139	H	Georgia St.	62	59
													158	A	Alabama	72	67
													163	A	Texas St.	45	77
													163	N	Texas St.	68	67
													170	A	Southern U.	53	49
													176	A	Coastal Caro.	88	78
													176	H	Coastal Caro.	67	50
													189	A	Arkansas St.	58	69
													189	H	Arkansas St.	64	77
													193	H	Southern Miss.	77	68
													241	H	ETSU	81	74
													267	H	Alabama St.	77	65
													269	H	Louisiana	73	61
													269	H	Louisiana	83	60
													285	A	Central Ark.	58	50
													286	A	Ga. Southern	69	53
													286	H	Ga. Southern	73	60
													299	H	La.-Monroe	77	49
													305	A	Tennessee St.	78	56
													320	A	FIU	84	77
LAST 12 Division I GAMES:																	
269	H	Louisiana	73	61	71	A	UT Arlington	51	72								
163	N	Texas St.	68	67	85	A	Troy	58	66								
320	A	FIU	84	77	139	H	Georgia St.	62	59								
130	H	Appalachian St.	50	59	286	H	Ga. Southern	73	60								
176	H	Coastal Caro.	67	50	73	A	Little Rock	44	47								
163	A	Texas St.	45	77	189	A	Arkansas St.	58	69								

South Alabama

# South Carolina

Through Games Of March 13, 2019

Average RPI Win:	129	WON-LOST	WINNING	LAST 10	STRENGTH OF	OPP. STRENGTH	TEAM	ADJ.	CONF.	ADJ CONF.
Average RPI Loss:	18	RECORD	PCT. RANK	GAMES	SCHEDULE	OF SCHEDULE	RPI	RPI	RPI	RPI
DIV. I ONLY	21- 9	59	0- 1	11	28	19	19	5	5	
DIV. I NON-CONF.	8- 5	119	0- 0	16	18	37	37	5	5	
TOTALS	RPI 1-25	RPI 26-50	W-L RECORDS	RPI 51-100	RPI 101-150	RPI 150+				
21- 9	2- 8	3- 0	OVERALL	4- 1	3- 0	9- 0				
11- 4	0- 4	2- 0	HOME	0- 0	3- 0	6- 0				
9- 2	2- 2	1- 0	AWAY	4- 0	0- 0	2- 0				
1- 3	0- 2	0- 0	NEUTRAL	0- 1	0- 0	1- 0				
8- 5	0- 5	1- 0	NON-CONFERENCE	1- 0	2- 0	4- 0				
5- 2	0- 2	1- 0	HOME	0- 0	2- 0	2- 0				
2- 1	0- 1	0- 0	AWAY	1- 0	0- 0	1- 0				
1- 2	0- 2	0- 0	NEUTRAL	0- 0	0- 0	1- 0				
13- 4	2- 3	2- 0	CONFERENCE	3- 1	1- 0	5- 0				
6- 2	0- 2	1- 0	HOME	0- 0	1- 0	4- 0				
7- 1	2- 1	1- 0	AWAY	3- 0	0- 0	1- 0				
0- 1	0- 0	0- 0	NEUTRAL	0- 1	0- 0	0- 0				

RPI	S	Opponent	Score	RPI	S	Opponent	Score	RPI	S	Opponent	Score	RPI	S	Opponent	Score
2	H	Baylor	69 94	31	H	Missouri	79 65	57	A	Tennessee	82 67	112	H	Georgia	65 57
6	A	UConn	79 97	48	A	Auburn	73 66	65	A	Arkansas	87 79	118	H	Dayton	65 55
8	A	Mississippi St.	74 89	49	H	Clemson	69 57	65	N	Arkansas	89 95	130	H	Appalachian St.	80 50
8	H	Mississippi St.	64 68					86	A	LSU	76 53	158	H	Alabama	62 59
14	H	Maryland	61 85					89	A	Purdue	82 73	165	H	Temple	88 60
16	N	Drake	85 90									192	H	Furman	66 53
17	A	Texas A&M	60 57									206	H	Vanderbilt	80 69
22	A	Kentucky	74 70									213	A	Florida	96 77
22	H	Kentucky	57 65									213	H	Florida	71 40
24	N	Oregon St.	68 70									239	H	Ole Miss	76 42
												241	N	ETSU	101 55
												267	A	Alabama St.	94 38
LAST 12 Division I GAMES:															
65	N	Arkansas	89 95	22	H	Kentucky	57 65								
16	N	Drake	85 90	213	A	Florida	96 77								
24	N	Oregon St.	68 70	112	H	Georgia	65 57								
8	H	Mississippi St.	64 68	6	A	UConn	79 97								
48	A	Auburn	73 66	239	H	Ole Miss	76 42								
57	A	Tennessee	82 67	65	A	Arkansas	87 79								

Non-Div I Games:

South Carolina

Loss, Non-Conf, S Site, H Home A Away N Neutral

Average RPI Win:	306	WON-LOST	WINNING	LAST 10	STRENGTH OF	OPP. STRENGTH	TEAM	ADJ.	CONF.	ADJ CONF.
Average RPI Loss:	221	RECORD	PCT. RANK	GAMES	SCHEDULE	OF SCHEDULE	RPI	RPI	RPI	RPI
DIV. I ONLY	14- 16	193	1- 0	351	346	300	300	32	32	
DIV. I NON-CONF.	5- 7	206	0- 0	329	276	290	290	32	32	
TOTALS	RPI 1-25	RPI 26-50	W-L RECORDS	RPI 51-100	RPI 101-150	RPI 150+				
14- 16	0- 0	0- 0	OVERALL	0- 2	0- 1	14- 13				
6- 6	0- 0	0- 0	HOME	0- 0	0- 0	6- 6				
7- 7	0- 0	0- 0	AWAY	0- 2	0- 0	7- 5				
1- 3	0- 0	0- 0	NEUTRAL	0- 0	0- 1	1- 2				
5- 7	0- 0	0- 0	NON-CONFERENCE	0- 2	0- 1	5- 4				
3- 1	0- 0	0- 0	HOME	0- 0	0- 0	3- 1				
2- 4	0- 0	0- 0	AWAY	0- 2	0- 0	2- 2				
0- 2	0- 0	0- 0	NEUTRAL	0- 0	0- 1	0- 1				
9- 9	0- 0	0- 0	CONFERENCE	0- 0	0- 0	9- 9				
3- 5	0- 0	0- 0	HOME	0- 0	0- 0	3- 5				
5- 3	0- 0	0- 0	AWAY	0- 0	0- 0	5- 3				
1- 1	0- 0	0- 0	NEUTRAL	0- 0	0- 0	1- 1				

RPI S	Opponent	Score	RPI S	Opponent	Score	RPI S	Opponent	Score	RPI S	Opponent	Score	Team's RPI: 300
						79	A Arizona	32 73	148	N Wake Forest	44 58	
						80	A Radford	31 61	176	A Coastal Caro.	44 57	
									190	N East Carolina	63 71	
									196	A N.C. A&T	52 59	
									196	H N.C. A&T	44 58	
									202	A UMES	43 63	
									202	N UMES	34 57	
									203	H UNLV	58 49	
									220	A Bethune-Cookman	57 51	
									220	H Bethune-Cookman	64 69	
									222	H Howard	72 63	
									276	H Norfolk St.	50 57	
									293	H Charleston So.	67 58	
									296	A Col. of Charleston	51 75	
									306	H Winthrop	50 58	
									310	A Morgan St.	51 62	
									310	H Morgan St.	61 63	
									314	A Coppin St.	75 59	
									314	H Coppin St.	60 55	
									321	A Presbyterian	57 48	
									334	A N.C. Central	72 60	
									340	A Delaware St.	63 60	
									342	A Western Caro.	54 39	
									343	H USC Upstate	71 66	
									345	A Savannah St.	71 60	
									345	H Savannah St.	64 65	
LAST 12 Division I GAMES:												
			345	N Savannah St.	62 53		196	A N.C. A&T	52 59			
			202	N UMES	34 57		346	H Florida A&M	61 48			
			203	H UNLV	58 49		220	H Bethune-Cookman	64 69			
			345	H Savannah St.	64 65		314	H Coppin St.	60 55			
			220	A Bethune-Cookman	57 51		310	H Morgan St.	61 63			
			334	A N.C. Central	72 60		340	A Delaware St.	63 60			

Non-Div I Games: Voorhees 88 61 UNKNOWN 67 51

South Carolina St.

■ Loss, 
 ■ Non-Conf, 
 ■ S Site, 
 ■ Home 
 ■ A Away 
 N Neutral

RPI	S	Opponent	Score
345	N	Savannah St.	62 53
346	H	Florida A&M	61 48

South Carolina st.  
S  
t  
.

South Dakota

Through Games Of March 13, 2019

Average RPI Win:	203	WON-LOST	WINNING	LAST 10	STRENGTH OF	OPP. STRENGTH	TEAM	ADJ.	CONF.	ADJ CONF.
Average RPI Loss:	57	RECORD	PCT. RANK	GAMES	SCHEDULE	OF SCHEDULE	RPI	RPI	RPI	RPI
DIV. I ONLY	26- 5	15	1- 1	165	132	40	40	19	19	
DIV. I NON-CONF.	10- 2	37	0- 0	44	21	15	15	18	18	
TOTALS	RPI 1-25	RPI 26-50	W-L RECORDS	RPI 51-100	RPI 101-150	RPI 150+				
26- 5	1- 1	2- 3	OVERALL	3- 0	1- 0	19- 1				
11- 0	1- 0	1- 0	HOME	1- 0	0- 0	8- 0				
10- 3	0- 1	1- 1	AWAY	2- 0	0- 0	7- 1				
5- 2	0- 0	0- 2	NEUTRAL	0- 0	1- 0	4- 0				
10- 2	1- 1	1- 1	NON-CONFERENCE	3- 0	1- 0	4- 0				
3- 0	1- 0	0- 0	HOME	1- 0	0- 0	1- 0				
4- 1	0- 1	1- 0	AWAY	2- 0	0- 0	1- 0				
3- 1	0- 0	0- 1	NEUTRAL	0- 0	1- 0	2- 0				
16- 3	0- 0	1- 2	CONFERENCE	0- 0	0- 0	15- 1				
8- 0	0- 0	1- 0	HOME	0- 0	0- 0	7- 0				
6- 2	0- 0	0- 1	AWAY	0- 0	0- 0	6- 1				
2- 1	0- 0	0- 1	NEUTRAL	0- 0	0- 0	2- 0				

RPI 1-25				RPI 26-50				Team's RPI: 40		RPI 51-100				RPI 101+			
RPI	S	Opponent	Score	RPI	S	Opponent	Score		RPI	S	Opponent	Score	RPI	S	Opponent	Score	
11	H	Iowa St.	64 59	27	A	South Dakota St.	78 82		67	H	Green Bay	55 49	106	N	Loyola Marymount	67 40	
16	A	Drake	64 76	27	H	South Dakota St.	105 98		70	A	Missouri St.	85 74	159	A	Oral Roberts	76 72	
				27	N	South Dakota St.	71 83		93	A	Creighton	77 65	159	H	Oral Roberts	75 64	
				31	A	Missouri	74 61						166	A	Denver	99 104	
				47	N	Indiana	60 68						166	H	Denver	73 58	

Non-Div I Games: St. Mary (NE) 112 52 Bellevue 79 40

South Dakota

Loss, Non-Conf, S Site, H Home A Away N Neutral

Average RPI Win:	194	WON-LOST	WINNING	LAST 10	STRENGTH OF	OPP. STRENGTH	TEAM	ADJ.	CONF.	ADJ CONF.
Average RPI Loss:	26	RECORD	PCT. RANK	GAMES	SCHEDULE	OF SCHEDULE	RPI	RPI	RPI	RPI
DIV. I ONLY	26- 6	21	3- 0	63	140	27	27	19	19	
DIV. I NON-CONF.	8- 5	119	0- 0	5	14	18	18	18	18	
TOTALS	RPI 1-25	RPI 26-50	W-L RECORDS	RPI 51-100	RPI 101-150	RPI 150+				
26- 6	1- 3	3- 2	OVERALL	3- 1	1- 0	18- 0				
13- 1	1- 1	1- 0	HOME	3- 0	0- 0	8- 0				
10- 3	0- 1	1- 1	AWAY	0- 1	1- 0	8- 0				
3- 2	0- 1	1- 1	NEUTRAL	0- 0	0- 0	2- 0				
8- 5	1- 3	1- 1	NON-CONFERENCE	3- 1	1- 0	2- 0				
5- 1	1- 1	0- 0	HOME	3- 0	0- 0	1- 0				
3- 2	0- 1	1- 0	AWAY	0- 1	1- 0	1- 0				
0- 2	0- 1	0- 1	NEUTRAL	0- 0	0- 0	0- 0				
18- 1	0- 0	2- 1	CONFERENCE	0- 0	0- 0	16- 0				
8- 0	0- 0	1- 0	HOME	0- 0	0- 0	7- 0				
7- 1	0- 0	0- 1	AWAY	0- 0	0- 0	7- 0				
3- 0	0- 0	1- 0	NEUTRAL	0- 0	0- 0	2- 0				

RPI 1-25				RPI 26-50				Team's RPI: 27	RPI 51-100				RPI 101+			
RPI	S	Opponent	Score	RPI	S	Opponent	Score		RPI	S	Opponent	Score	RPI	S	Opponent	Score
2	N	Baylor	66 72	28	A	Central Mich.	80 71		61	A	Wyoming	70 77	147	A	Montana St.	88 67
5	H	Oregon	79 87	36	N	Buffalo	55 61		64	H	FGCU	80 62	159	A	Oral Roberts	74 65
12	A	Marquette	52 91	40	A	South Dakota	98 105		67	H	Green Bay	77 47	159	H	Oral Roberts	68 55
16	H	Drake	80 71	40	H	South Dakota	82 78		93	H	Creighton	74 48	159	N	Oral Roberts	86 55
				40	N	South Dakota	83 71						166	A	Denver	83 67
													166	H	Denver	76 59
													168	A	Chattanooga	71 54
													224	A	North Dakota	66 48
													224	H	North Dakota	81 58
													242	A	Western Ill.	93 84
													242	H	Western Ill.	100 62
													322	A	North Dakota St.	88 48
													322	H	North Dakota St.	86 33
													326	A	Omaha	82 38
													326	H	Omaha	81 47
													335	A	Purdue Fort Wayne	85 52
													335	H	Purdue Fort Wayne	92 68
													335	N	Purdue Fort Wayne	88 50
													345	H	Savannah St.	97 49
LAST 12 Division I GAMES:																
				335	N	Purdue Fort Wayne	88 50		322	A	North Dakota St.	88 48				
				159	N	Oral Roberts	86 55		326	A	Omaha	82 38				
				40	N	South Dakota	83 71		224	H	North Dakota	81 58				
				242	H	Western Ill.	100 62		159	A	Oral Roberts	74 65				
				40	H	South Dakota	82 78		166	A	Denver	83 67				
				335	H	Purdue Fort Wayne	92 68		326	H	Omaha	81 47				

Non-Div I Games:

South Dakota St.

■ Loss, 
 ■ Non-Conf, S Site, 
 ■ Home 
 ■ Away 
 N Neutral

Average RPI Win:	180	WON-LOST	WINNING	LAST 10	STRENGTH OF	OPP. STRENGTH	TEAM	ADJ.	CONF.	ADJ CONF.
Average RPI Loss:	74	RECORD	PCT. RANK	GAMES	SCHEDULE	OF SCHEDULE	RPI	RPI	RPI	RPI
DIV. I ONLY	18- 15	147	1- 0	80	70	115	115	9	9	
DIV. I NON-CONF.	9- 5	104	0- 0	217	19	141	141	8	8	
TOTALS	RPI 1-25	RPI 26-50	W-L RECORDS	RPI 51-100	RPI 101-150	RPI 150+				
18- 15	0- 6	1- 1	OVERALL	1- 5	2- 1	14- 2				
10- 5	0- 2	0- 0	HOME	0- 1	0- 1	10- 1				
5- 5	0- 2	0- 0	AWAY	1- 2	1- 0	3- 1				
3- 5	0- 2	1- 1	NEUTRAL	0- 2	1- 0	1- 0				
9- 5	0- 1	1- 1	NON-CONFERENCE	1- 3	0- 0	7- 0				
7- 0	0- 0	0- 0	HOME	0- 0	0- 0	7- 0				
1- 1	0- 0	0- 0	AWAY	1- 1	0- 0	0- 0				
1- 4	0- 1	1- 1	NEUTRAL	0- 2	0- 0	0- 0				
9- 10	0- 5	0- 0	CONFERENCE	0- 2	2- 1	7- 2				
3- 5	0- 2	0- 0	HOME	0- 1	0- 1	3- 1				
4- 4	0- 2	0- 0	AWAY	0- 1	1- 0	3- 1				
2- 1	0- 1	0- 0	NEUTRAL	0- 0	1- 0	1- 0				

RPI	S	Opponent	Score	RPI	S	Opponent	Score	RPI	S	Opponent	Score	RPI	S	Opponent	Score	Team's RPI: 115
6	A	UConn	46 63	34	N	UCLA	60 56	75	A	Cincinnati	43 57	110	A	Houston	59 49	
6	H	UConn	47 57	37	N	North Carolina	69 71	75	H	Cincinnati	56 57	110	H	Houston	52 54	
6	N	UConn	45 81					86	A	LSU	49 78	110	N	Houston	72 55	
15	A	UCF	63 66					93	N	Creighton	76 83	155	H	Oklahoma	87 70	
15	H	UCF	49 62					96	N	Virginia	67 74	157	H	Tulsa	59 48	
22	N	Kentucky	63 85					100	A	Ohio St.	71 47	165	A	Temple	63 53	
LAST 12 Division I GAMES:																
167	N	Tulane	61 52	257	H	Wichita St.	55 46	234	H	Albany (NY)	74 37	167	A	Tulane	50 45	
110	N	Houston	72 55	190	A	East Carolina	63 50	257	H	Wichita St.	55 46	167	H	Tulane	73 46	
6	N	UConn	45 81	157	H	Tulsa	59 48	278	H	Vermont	102 55	167	N	Tulane	61 52	
6	H	UConn	47 57	110	H	Houston	52 54	317	H	New Hampshire	79 36	190	A	East Carolina	63 50	
75	A	Cincinnati	43 57	167	A	Tulane	50 45					200	H	Grambling	67 50	
110	A	Houston	59 49	15	A	UCF	63 66					216	H	George Washington	63 30	
												220	H	Bethune-Cookman	88 39	
												229	A	SMU	44 46	
												232	H	Memphis	40 47	

Non-Div I Games:

South Fla.

■ Loss, 
■ Non-Conf, 
■ S Site, 
■ H Home 
■ A Away 
N Neutral

Average RPI Win:	273	WON-LOST	WINNING	LAST 10	STRENGTH OF	OPP. STRENGTH	TEAM	ADJ.	CONF.	ADJ CONF.
Average RPI Loss:	162	RECORD	PCT. RANK	GAMES	SCHEDULE	OF SCHEDULE	RPI	RPI	RPI	RPI
DIV. I ONLY	11- 17	233	0- 1	229	272	243	243	22	22	
DIV. I NON-CONF.	3- 6	241	0- 0	245	275	240	240	22	22	
TOTALS	RPI 1-25	RPI 26-50	W-L RECORDS	RPI 51-100	RPI 101-150	RPI 150+				
11- 17	0- 1	0- 3	OVERALL	0- 0	1- 4	10- 9				
6- 5	0- 0	0- 1	HOME	0- 0	1- 1	5- 3				
5- 10	0- 1	0- 1	AWAY	0- 0	0- 3	5- 5				
0- 2	0- 0	0- 1	NEUTRAL	0- 0	0- 0	0- 1				
3- 6	0- 1	0- 0	NON-CONFERENCE	0- 0	0- 1	3- 4				
1- 1	0- 0	0- 0	HOME	0- 0	0- 0	1- 1				
2- 4	0- 1	0- 0	AWAY	0- 0	0- 1	2- 2				
0- 1	0- 0	0- 0	NEUTRAL	0- 0	0- 0	0- 1				
8- 11	0- 0	0- 3	CONFERENCE	0- 0	1- 3	7- 5				
5- 4	0- 0	0- 1	HOME	0- 0	1- 1	4- 2				
3- 6	0- 0	0- 1	AWAY	0- 0	0- 2	3- 3				
0- 1	0- 0	0- 1	NEUTRAL	0- 0	0- 0	0- 0				

RPI 1-25				RPI 26-50				RPI 51-100				RPI 101+ Team's RPI: 243			
RPI	S	Opponent	Score	RPI	S	Opponent	Score	RPI	S	Opponent	Score	RPI	S	Opponent	Score
8	A	Mississippi St.	53 88	45	A	Belmont	57 91					111	A	UT Martin	50 61
				45	H	Belmont	86 92					111	H	UT Martin	73 80
				45	N	Belmont	65 74					129	A	Morehead St.	54 82
												146	H	Tennessee Tech	62 53
												150	A	Bradley	79 85
												152	A	Southern Ill.	40 60
												201	N	North Ala.	67 80
												211	H	Jacksonville St.	39 56
												230	H	Indiana St.	51 62
												232	A	Memphis	57 69
												238	A	SIUE	62 52
												238	H	SIUE	63 58
												242	H	Western Ill.	81 71
												259	A	Austin Peay	54 56
												259	H	Austin Peay	64 54
												260	A	Murray St.	74 82
												260	H	Murray St.	59 64
												295	A	Eastern Ill.	80 54
												295	H	Eastern Ill.	72 57
												305	A	Tennessee St.	59 62
												305	H	Tennessee St.	81 57
												325	A	NJIT	68 58
												331	A	Evansville	54 50
												333	A	Eastern Ky.	52 42
LAST 12 Division I GAMES:															
				45	N	Belmont	65 74			111	A	UT Martin	50 61		
				45	H	Belmont	86 92			211	H	Jacksonville St.	39 56		
				305	H	Tennessee St.	81 57			146	H	Tennessee Tech	62 53		
				260	A	Murray St.	74 82			305	A	Tennessee St.	59 62		
				259	A	Austin Peay	54 56			45	A	Belmont	57 91		
				295	A	Eastern Ill.	80 54			295	H	Eastern Ill.	72 57		

Non-Div I Games: Ill.-Springfield 82 46 Harris-Stowe 80 65

Southeast Mo. St.

Loss, Non-Conf, S Site, H Home A Away N Neutral



Average RPI Win:	270	WON-LOST	WINNING	LAST 10	STRENGTH OF	OPP. STRENGTH	TEAM	ADJ.	CONF.	ADJ CONF.
Average RPI Loss:	214	RECORD	PCT. RANK	GAMES	SCHEDULE	OF SCHEDULE	RPI	RPI	RPI	RPI
DIV. I ONLY	8- 19	276	0- 1	335	301	324	324	25	25	
DIV. I NON-CONF.	4- 5	190	0- 0	304	318	225	225	23	23	
TOTALS	RPI 1-25	RPI 26-50	W-L RECORDS	RPI 51-100	RPI 101-150	RPI 150+				
8- 19	0- 0	0- 0	OVERALL	0- 3	1- 1	7- 15				
5- 6	0- 0	0- 0	HOME	0- 1	1- 0	4- 5				
3- 13	0- 0	0- 0	AWAY	0- 2	0- 1	3- 10				
0- 0	0- 0	0- 0	NEUTRAL	0- 0	0- 0	0- 0				
4- 5	0- 0	0- 0	NON-CONFERENCE	0- 1	0- 0	4- 4				
1- 1	0- 0	0- 0	HOME	0- 0	0- 0	1- 1				
3- 4	0- 0	0- 0	AWAY	0- 1	0- 0	3- 3				
0- 0	0- 0	0- 0	NEUTRAL	0- 0	0- 0	0- 0				
4- 14	0- 0	0- 0	CONFERENCE	0- 2	1- 1	3- 11				
4- 5	0- 0	0- 0	HOME	0- 1	1- 0	3- 4				
0- 9	0- 0	0- 0	AWAY	0- 1	0- 1	0- 7				
0- 0	0- 0	0- 0	NEUTRAL	0- 0	0- 0	0- 0				

RPI S	Opponent	Score	RPI S	Opponent	Score	RPI S	Opponent	Score	RPI S	Opponent	Score	Team's RPI: 324
						53	A Lamar University	54 94	144	A Abilene Christian	66 86	
						62	H SFA	51 62	144	H Abilene Christian	74 71	
						86	A LSU	52 72	156	A Nicholls St.	55 72	
									156	H Nicholls St.	66 73	
									158	A Alabama	40 88	
									172	A Louisiana Tech	53 72	
									173	A Sam Houston St.	63 94	
									193	H Southern Miss.	52 59	
									229	A SMU	63 62	
									249	A Jackson St.	50 45	
									275	H A&M-Corpus Christi	56 45	
									283	A New Orleans	45 46	
									283	H New Orleans	58 61	
									285	A Central Ark.	33 75	
									285	H Central Ark.	62 53	
									299	H La.-Monroe	49 42	
									301	A Alabama A&M	48 51	
									308	A Incarnate Word	69 76	
									312	A McNeese	56 62	
									312	H McNeese	70 75	
									315	A Northwestern St.	47 58	
									315	H Northwestern St.	56 60	
									332	H Houston Baptist	73 65	
									350	A Alcorn	77 59	
LAST 12 Division I GAMES:												
			156	A Nicholls St.	55 72		308	A Incarnate Word	69 76			
			283	A New Orleans	45 46		285	A Central Ark.	33 75			
			315	H Northwestern St.	56 60		275	H A&M-Corpus Christi	56 45			
			144	A Abilene Christian	66 86		156	H Nicholls St.	66 73			
			283	H New Orleans	58 61		173	A Sam Houston St.	63 94			
			312	H McNeese	70 75		315	A Northwestern St.	47 58			

Non-Div I Games: Mobile 70 57 Xavier (LA) 47 59

Southeastern La.

Loss, Non-Conf, S Site, H Home A Away N Neutral

## Southern California

Through Games Of March 13, 2019

Average RPI Win:	151	WON-LOST	WINNING	LAST 10	STRENGTH OF	OPP. STRENGTH	TEAM	ADJ.	CONF.	ADJ CONF.
Average RPI Loss:	40	RECORD	PCT. RANK	GAMES	SCHEDULE	OF SCHEDULE	RPI	RPI	RPI	RPI
DIV. I ONLY	17- 13	132	0- 1	26	35	52	52	2	2	
DIV. I NON-CONF.	10- 1	17	0- 0	150	146	25	25	2	2	
TOTALS	RPI 1-25	RPI 26-50	W-L RECORDS	RPI 51-100	RPI 101-150	RPI 150+				
17- 13	0- 8	2- 2	OVERALL	3- 2	3- 0	9- 1				
10- 4	0- 3	1- 1	HOME	1- 0	3- 0	5- 0				
6- 8	0- 5	1- 1	AWAY	2- 1	0- 0	3- 1				
1- 1	0- 0	0- 0	NEUTRAL	0- 1	0- 0	1- 0				
10- 1	0- 1	0- 0	NON-CONFERENCE	1- 0	2- 0	7- 0				
5- 0	0- 0	0- 0	HOME	0- 0	2- 0	3- 0				
4- 1	0- 1	0- 0	AWAY	1- 0	0- 0	3- 0				
1- 0	0- 0	0- 0	NEUTRAL	0- 0	0- 0	1- 0				
7- 12	0- 7	2- 2	CONFERENCE	2- 2	1- 0	2- 1				
5- 4	0- 3	1- 1	HOME	1- 0	1- 0	2- 0				
2- 7	0- 4	1- 1	AWAY	1- 1	0- 0	0- 1				
0- 1	0- 0	0- 0	NEUTRAL	0- 1	0- 0	0- 0				

RPI 1-25				RPI 26-50				RPI 51-100 Team's RPI: 52				RPI 101+			
RPI	S	Opponent	Score	RPI	S	Opponent	Score	RPI	S	Opponent	Score	RPI	S	Opponent	Score
4	A	Stanford	64 72	34	A	UCLA	72 67	71	A	UT Arlington	73 61	120	H	Fresno St.	62 61
4	H	Stanford	67 69	34	H	UCLA	65 72	79	A	Arizona	68 71	134	H	Washington	82 57
5	A	Oregon	78 96	41	A	California	59 66	79	N	Arizona	48 76	149	H	CSUN	58 42
5	H	Oregon	53 93	41	H	California	86 76	92	A	Utah	84 80	151	H	UC Riverside	73 55
17	A	Texas A&M	51 71					92	H	Utah	83 77	160	H	Washington St.	81 73
23	A	Arizona St.	59 68									164	H	Santa Clara	77 46
24	A	Oregon St.	61 68									175	A	Colorado	76 81
24	H	Oregon St.	52 76									175	H	Colorado	84 77
LAST 12 Division I GAMES:															
				79	N	Arizona	48 76	41	H	California	86 76				
				92	H	Utah	83 77	175	A	Colorado	76 81				
				175	H	Colorado	84 77	92	A	Utah	84 80				
				5	A	Oregon	78 96	160	H	Washington St.	81 73				
				24	A	Oregon St.	61 68	134	H	Washington	82 57				
				4	H	Stanford	67 69	23	A	Arizona St.	59 68				

Non-Div I Games:

Southern California

■ Loss, 
 ■ Non-Conf, 
 ■ S Site, 
 ■ H Home 
 ■ A Away 
 N Neutral

## Southern Ill.

## Through Games Of March 13, 2019

Average RPI Win:	236	WON-LOST	WINNING	LAST 10	STRENGTH OF	OPP. STRENGTH	TEAM	ADJ.	CONF.	ADJ CONF.
Average RPI Loss:	103	RECORD	PCT. RANK	GAMES	SCHEDULE	OF SCHEDULE	RPI	RPI	RPI	RPI
DIV. I ONLY	15- 14	161	1- 0	113	194	152	152	13	13	
DIV. I NON-CONF.	7- 4	108	0- 0	96	225	79	79	15	15	
TOTALS	RPI 1-25	RPI 26-50	W-L RECORDS	RPI 51-100	RPI 101-150	RPI 150+				
15- 14	0- 3	0- 0	OVERALL	0- 4	4- 5	11- 2				
9- 5	0- 1	0- 0	HOME	0- 2	3- 1	6- 1				
5- 8	0- 1	0- 0	AWAY	0- 2	0- 4	5- 1				
1- 1	0- 1	0- 0	NEUTRAL	0- 0	1- 0	0- 0				
7- 4	0- 1	0- 0	NON-CONFERENCE	0- 0	3- 2	4- 1				
5- 0	0- 0	0- 0	HOME	0- 0	2- 0	3- 0				
1- 3	0- 0	0- 0	AWAY	0- 0	0- 2	1- 1				
1- 1	0- 1	0- 0	NEUTRAL	0- 0	1- 0	0- 0				
8- 10	0- 2	0- 0	CONFERENCE	0- 4	1- 3	7- 1				
4- 5	0- 1	0- 0	HOME	0- 2	1- 1	3- 1				
4- 5	0- 1	0- 0	AWAY	0- 2	0- 2	4- 0				
0- 0	0- 0	0- 0	NEUTRAL	0- 0	0- 0	0- 0				

RPI 1-25				RPI 26-50				RPI 51-100				RPI 101+ Team's RPI: 152			
RPI	S	Opponent	Score	RPI	S	Opponent	Score	RPI	S	Opponent	Score	RPI	S	Opponent	Score
16	A	Drake	66 94					70	A	Missouri St.	51 66	104	N	Hartford	72 50
16	H	Drake	64 71					70	H	Missouri St.	58 70	105	A	Western Ky.	76 83
23	N	Arizona St.	38 82					91	A	UNI	53 65	111	A	UT Martin	94 95
								91	H	UNI	67 76	123	H	Northern Ill.	82 73
												132	H	IUPUI	78 73
												140	A	Illinois St.	52 60
												140	H	Illinois St.	66 68
												150	A	Bradley	53 58
												150	H	Bradley	62 55
												183	A	Saint Louis	58 62
												217	H	Marshall	58 49
												230	A	Indiana St.	80 61
												230	H	Indiana St.	58 61
												243	H	Southeast Mo. St.	60 40
												253	A	Loyola Chicago	64 41
												253	H	Loyola Chicago	74 63
												260	A	Murray St.	65 59
												295	H	Eastern Ill.	73 59
												311	A	Valparaiso	58 47
												311	H	Valparaiso	87 65
												331	A	Evansville	80 60
												331	H	Evansville	67 47
LAST 12 Division I GAMES:															
331	A	Evansville	80 60	140	H	Illinois St.	66 68								
230	A	Indiana St.	80 61	150	H	Bradley	62 55								
91	H	UNI	67 76	70	H	Missouri St.	58 70								
16	H	Drake	64 71	16	A	Drake	66 94								
311	A	Valparaiso	58 47	91	A	UNI	53 65								
253	A	Loyola Chicago	64 41	253	H	Loyola Chicago	74 63								

Non-Div I Games:

Southern Ill.

■ Loss, 
 ■ Non-Conf, 
 ■ S Site, 
 ■ Home 
 ■ A Away 
 N Neutral

Season RPI History				Through Games Of March 18, 2013						
Average RPI Win:	259	WON-LOST	WINNING	LAST 10	STRENGTH OF	OPP. STRENGTH	TEAM	ADJ.	CONF.	ADJ CONF.
Average RPI Loss:	116	RECORD	PCT. RANK	GAMES	SCHEDULE	OF SCHEDULE	RPI	RPI	RPI	RPI
DIV. I ONLY	15- 13	148	0- 1	241	187	193	193	14	14	
DIV. I NON-CONF.	6- 5	143	0- 0	271	321	243	243	17	17	
TOTALS	RPI 1-25	RPI 26-50	W-L RECORDS	RPI 51-100	RPI 101-150	RPI 150+				
15- 13	0- 1	0- 1	OVERALL	0- 1	2- 5	13- 5				
10- 6	0- 1	0- 1	HOME	0- 0	1- 2	9- 2				
5- 6	0- 0	0- 0	AWAY	0- 1	1- 3	4- 2				
0- 1	0- 0	0- 0	NEUTRAL	0- 0	0- 0	0- 1				
6- 5	0- 1	0- 0	NON-CONFERENCE	0- 0	0- 2	6- 2				
5- 3	0- 1	0- 0	HOME	0- 0	0- 1	5- 1				
1- 2	0- 0	0- 0	AWAY	0- 0	0- 1	1- 1				
0- 0	0- 0	0- 0	NEUTRAL	0- 0	0- 0	0- 0				
9- 8	0- 0	0- 1	CONFERENCE	0- 1	2- 3	7- 3				
5- 3	0- 0	0- 1	HOME	0- 0	1- 1	4- 1				
4- 4	0- 0	0- 0	AWAY	0- 1	1- 2	3- 1				
0- 1	0- 0	0- 0	NEUTRAL	0- 0	0- 0	0- 1				

RPI 1-25					
RPI	S	Opponent	Score		
8	H	Mississippi St.	42	86	
RPI 26-50					
RPI	S	Opponent	Score		
35	H	Rice	47	58	
RPI 51-100					
RPI	S	Opponent	Score		
68	A	Middle Tenn.	49	66	
RPI 101+					
RPI	S	Opponent	Score		
101	A	UAB	60	71	
102	A	Charlotte	46	59	
102	H	Charlotte	65	54	
103	H	Old Dominion	50	53	
105	A	Western Ky.	69	56	
110	H	Houston	44	61	
113	A	South Alabama	68	77	
167	A	Tulane	54	71	
172	A	Louisiana Tech	85	106	
172	H	Louisiana Tech	74	70	
173	H	Sam Houston St.	61	65	
177	H	North Texas	48	62	
177	N	North Texas	46	49	
200	H	Grambling	68	47	
217	A	Marshall	64	52	
256	A	UTEP	64	63	
288	H	Samford	76	40	
302	A	UTSA	70	45	
302	H	UTSA	72	39	
303	H	Fla. Atlantic	67	45	
315	H	Northwestern St.	69	54	
320	H	FIU	71	57	
324	A	Southeastern La.	59	52	
329	H	Mississippi Val.	67	60	
350	H	Alcorn	66	47	
Team's RPI: 193					

Non-Div I Games:	Blue Mountain (MS)	84	38	William Carey	74	48
------------------	--------------------	----	----	---------------	----	----

Southern Miss.

Loss, Non-Conf, S Site, H Home A Away N Neutral

Average RPI Win:	290	WON-LOST	WINNING	LAST 10	STRENGTH OF	OPP. STRENGTH	TEAM	ADJ.	CONF.	ADJ CONF.
Average RPI Loss:	118	RECORD	PCT. RANK	GAMES	SCHEDULE	OF SCHEDULE	RPI	RPI	RPI	RPI
DIV. I ONLY	15- 11	131	1- 0	270	293	170	170	29	29	
DIV. I NON-CONF.	0- 7	336	0- 0	7	3	191	191	28	28	
TOTALS	RPI 1-25	RPI 26-50	W-L RECORDS	RPI 51-100	RPI 101-150	RPI 150+				
15- 11	0- 3	0- 1	OVERALL	0- 1	0- 2	15- 4				
8- 3	0- 0	0- 0	HOME	0- 0	0- 1	8- 2				
7- 8	0- 3	0- 1	AWAY	0- 1	0- 1	7- 2				
0- 0	0- 0	0- 0	NEUTRAL	0- 0	0- 0	0- 0				
0- 7	0- 3	0- 1	NON-CONFERENCE	0- 1	0- 2	0- 0				
0- 1	0- 0	0- 0	HOME	0- 0	0- 1	0- 0				
0- 6	0- 3	0- 1	AWAY	0- 1	0- 1	0- 0				
0- 0	0- 0	0- 0	NEUTRAL	0- 0	0- 0	0- 0				
15- 4	0- 0	0- 0	CONFERENCE	0- 0	0- 0	15- 4				
8- 2	0- 0	0- 0	HOME	0- 0	0- 0	8- 2				
7- 2	0- 0	0- 0	AWAY	0- 0	0- 0	7- 2				
0- 0	0- 0	0- 0	NEUTRAL	0- 0	0- 0	0- 0				

RPI 1-25				RPI 26-50				RPI 51-100				RPI 101+ Team's RPI: 170			
RPI	S	Opponent	Score	RPI	S	Opponent	Score	RPI	S	Opponent	Score	RPI	S	Opponent	Score
2	A	Baylor	49 94	46	A	Michigan	35 76	58	A	TCU	40 69	113	H	South Alabama	49 53
22	A	Kentucky	41 91									142	A	Texas Tech	58 76
23	A	Arizona St.	47 69									187	A	Prairie View	52 63
												187	H	Prairie View	54 55
												200	A	Grambling	86 81
												200	H	Grambling	71 65
												227	A	Texas Southern	60 49
												227	H	Texas Southern	63 61
												249	A	Jackson St.	76 74
												249	H	Jackson St.	52 59
												267	A	Alabama St.	61 78
												267	H	Alabama St.	62 52
												301	A	Alabama A&M	54 50
												301	H	Alabama A&M	68 60
												329	A	Mississippi Val.	67 46
												329	H	Mississippi Val.	74 67
												329	H	Mississippi Val.	51 44
												349	A	Ark.-Pine Bluff	56 45
												349	H	Ark.-Pine Bluff	73 41
												350	A	Alcorn	75 54
												350	H	Alcorn	51 39
LAST 12 Division I GAMES:															
329	H	Mississippi Val.	51 44	329	A	Mississippi Val.	67 46								
227	A	Texas Southern	60 49	349	A	Ark.-Pine Bluff	56 45								
187	A	Prairie View	52 63	249	H	Jackson St.	52 59								
350	H	Alcorn	51 39	200	H	Grambling	71 65								
267	H	Alabama St.	62 52	350	A	Alcorn	75 54								
301	H	Alabama A&M	68 60	267	A	Alabama St.	61 78								

Non-Div I Games: Dillard 61 63 Wiley 89 58 Louisiana Col. 77 53 Millsaps 71 36 Southern U.

## Southern Utah

## Through Games Of March 13, 2019

Average RPI Win:	211	WON-LOST	WINNING	LAST 10	STRENGTH OF	OPP. STRENGTH	TEAM	ADJ.	CONF.	ADJ CONF.
Average RPI Loss:	152	RECORD	PCT. RANK	GAMES	SCHEDULE	OF SCHEDULE	RPI	RPI	RPI	RPI
DIV. I ONLY	8- 23	297	0- 1	116	227	271	271	16	16	
DIV. I NON-CONF.	3- 6	241	0- 0	30	309	178	178	13	13	
TOTALS	RPI 1-25	RPI 26-50	W-L RECORDS	RPI 51-100	RPI 101-150	RPI 150+				
8- 23	0- 0	1- 1	OVERALL	0- 3	0- 9	7- 10				
6- 8	0- 0	1- 0	HOME	0- 1	0- 4	5- 3				
1- 14	0- 0	0- 1	AWAY	0- 2	0- 4	1- 7				
1- 1	0- 0	0- 0	NEUTRAL	0- 0	0- 1	1- 0				
3- 6	0- 0	1- 1	NON-CONFERENCE	0- 1	0- 0	2- 4				
3- 1	0- 0	1- 0	HOME	0- 0	0- 0	2- 1				
0- 5	0- 0	0- 1	AWAY	0- 1	0- 0	0- 3				
0- 0	0- 0	0- 0	NEUTRAL	0- 0	0- 0	0- 0				
5- 17	0- 0	0- 0	CONFERENCE	0- 2	0- 9	5- 6				
3- 7	0- 0	0- 0	HOME	0- 1	0- 4	3- 2				
1- 9	0- 0	0- 0	AWAY	0- 1	0- 4	1- 4				
1- 1	0- 0	0- 0	NEUTRAL	0- 0	0- 1	1- 0				

RPI S	Opponent	Score	RPI S	Opponent	Score	RPI S	Opponent	Score	RPI S	Opponent	Score	Team's RPI: 271
26	H BYU	67 64	81	A UC Davis	45 68	108	A Idaho St.	47 80				
38	A Boise St.	53 88	87	A Idaho	49 77	108	H Idaho St.	57 69				
			87	H Idaho	70 82	109	A Portland St.	49 63				
						109	H Portland St.	56 81				
						128	A Northern Colo.	71 88				
						128	H Northern Colo.	44 71				
						128	N Northern Colo.	50 82				
						147	A Montana St.	64 69				
						147	H Montana St.	55 70				
						151	A UC Riverside	50 56				
						159	A Oral Roberts	59 64				
						166	H Denver	70 71				
						169	A UC Irvine	58 75				
						184	A Eastern Wash.	66 80				
						184	H Eastern Wash.	73 63				
						188	A Montana	57 79				
						188	H Montana	71 56				
						188	N Montana	64 56				
						221	A Northern Ariz.	82 76				
						221	H Northern Ariz.	69 78				
						265	A Sacramento St.	76 77				
						265	H Sacramento St.	69 75				
						274	H San Diego	69 59				
						292	H Utah Valley	60 59				
						313	A Weber St.	66 67				
						313	H Weber St.	84 79				
LAST 12 Division I GAMES:												
128	N	Northern Colo.	50	82	87	A	Idaho	49	77			
188	N	Montana	64	56	184	A	Eastern Wash.	66	80			
151	A	UC Riverside	50	56	109	H	Portland St.	56	81			
128	A	Northern Colo.	71	88	265	H	Sacramento St.	69	75			
147	H	Montana St.	55	70	108	A	Idaho St.	47	80			
188	H	Montana	71	56	313	A	Weber St.	66	67			

Non-Div I Games:

Southern Utah

■ Loss, 
 ■ Non-Conf, 
 ■ S Site, 
 ■ Home 
 ■ A Away 
 N Neutral

Average RPI Win:	251	WON-LOST	WINNING	LAST 10	STRENGTH OF	OPP. STRENGTH	TEAM	ADJ.	CONF.	ADJ CONF.
Average RPI Loss:	149	RECORD	PCT. RANK	GAMES	SCHEDULE	OF SCHEDULE	RPI	RPI	RPI	RPI
DIV. I ONLY	8- 22	290	0- 1	160	184	261	261	17	17	
DIV. I NON-CONF.	3- 10	278	0- 0	124	179	247	247	16	16	
TOTALS	RPI 1-25	RPI 26-50	W-L RECORDS	RPI 51-100	RPI 101-150	RPI 150+				
8- 22	0- 0	0- 3	OVERALL	0- 3	0- 5	8- 11				
4- 9	0- 0	0- 1	HOME	0- 3	0- 2	4- 3				
4- 12	0- 0	0- 1	AWAY	0- 0	0- 3	4- 8				
0- 1	0- 0	0- 1	NEUTRAL	0- 0	0- 0	0- 0				
3- 10	0- 0	0- 3	NON-CONFERENCE	0- 1	0- 2	3- 4				
2- 3	0- 0	0- 1	HOME	0- 1	0- 0	2- 1				
1- 6	0- 0	0- 1	AWAY	0- 0	0- 2	1- 3				
0- 1	0- 0	0- 1	NEUTRAL	0- 0	0- 0	0- 0				
5- 12	0- 0	0- 0	CONFERENCE	0- 2	0- 3	5- 7				
2- 6	0- 0	0- 0	HOME	0- 2	0- 2	2- 2				
3- 6	0- 0	0- 0	AWAY	0- 0	0- 1	3- 5				
0- 0	0- 0	0- 0	NEUTRAL	0- 0	0- 0	0- 0				

[illegible]

Non-Div I Games:

St. Bonaventure

Loss, Non-Conf, S Site, H Home A Away N Neutral

Average RPI Win:	289	WON-LOST	WINNING	LAST 10	STRENGTH OF	OPP. STRENGTH	TEAM	ADJ.	CONF.	ADJ CONF.
Average RPI Loss:	206	RECORD	PCT. RANK	GAMES	SCHEDULE	OF SCHEDULE	RPI	RPI	RPI	RPI
DIV. I ONLY	17- 13	132	0- 1	338	339	248	248	31	31	
DIV. I NON-CONF.	5- 6	177	0- 0	313	323	271	271	31	31	
TOTALS	RPI 1-25	RPI 26-50	W-L RECORDS	RPI 51-100	RPI 101-150	RPI 150+				
17- 13	0- 0	0- 0	OVERALL	0- 1	1- 2	16- 10				
9- 5	0- 0	0- 0	HOME	0- 1	0- 0	9- 4				
7- 7	0- 0	0- 0	AWAY	0- 0	1- 2	6- 5				
1- 1	0- 0	0- 0	NEUTRAL	0- 0	0- 0	1- 1				
5- 6	0- 0	0- 0	NON-CONFERENCE	0- 1	1- 2	4- 3				
2- 2	0- 0	0- 0	HOME	0- 1	0- 0	2- 1				
2- 3	0- 0	0- 0	AWAY	0- 0	1- 2	1- 1				
1- 1	0- 0	0- 0	NEUTRAL	0- 0	0- 0	1- 1				
12- 7	0- 0	0- 0	CONFERENCE	0- 0	0- 0	12- 7				
7- 3	0- 0	0- 0	HOME	0- 0	0- 0	7- 3				
5- 4	0- 0	0- 0	AWAY	0- 0	0- 0	5- 4				
0- 0	0- 0	0- 0	NEUTRAL	0- 0	0- 0	0- 0				

RPI 1-25			RPI 26-50			RPI 51-100			RPI 101+			Team's RPI: 248
RPI	S	Opponent	Score	RPI	S	Opponent	Score	RPI	S	Opponent	Score	
						51 H Princeton	64 83			129 A Morehead St.	101 94	
										137 A Stony Brook	67 74	
										141 A Seton Hall	77 100	
										179 A Robert Morris	57 74	
										179 H Robert Morris	56 75	
										181 A Sacred Heart	56 53	
										181 H Sacred Heart	66 68	
										207 A Saint Francis (PA)	84 86	
										207 H Saint Francis (PA)	78 65	
										223 A Mt. St. Mary's	75 78	
										223 H Mt. St. Mary's	74 80	
										223 H Mt. St. Mary's	69 65	
										234 H Albany (NY)	60 67	
										263 H Manhattan	73 65	
										264 A Loyola Maryland	75 70	
										290 A Army West Point	57 69	
										294 A Bryant	60 55	
										294 H Bryant	101 77	
										311 N Valparaiso	76 78	
										319 A Wagner	85 87	
										319 H Wagner	76 61	
										328 A Central Conn. St.	83 69	
										328 H Central Conn. St.	70 58	
										344 A Fairleigh Dickinson	64 53	
										344 H Fairleigh Dickinson	73 61	
										347 H Saint Peter's	74 70	
LAST 12 Division I GAMES:												
						223 H Mt. St. Mary's	74 80			328 H Central Conn. St.	70 58	
						328 A Central Conn. St.	83 69			351 H LIU Brooklyn	87 64	
						223 H Mt. St. Mary's	69 65			319 A Wagner	85 87	
						294 H Bryant	101 77			344 H Fairleigh Dickinson	73 61	
						207 A Saint Francis (PA)	84 86			181 A Sacred Heart	56 53	
						179 A Robert Morris	57 74			223 A Mt. St. Mary's	75 78	

Non-Div I Games: Mercy 102 51

St. Francis Brooklyn



S  
t  
.  
F  
r  
a  
n  
c  
i  
s  
B  
r  
o  
o  
k  
l  
y  
n

RPI S Opponent St. Francis Brooklyn Score

Through Games Of March 13, 2019

RPI	S	Opponent	Score
348	N	Chicago St.	110 73
351	A	LIU Brooklyn	79 67
351	H	LIU Brooklyn	87 64

St. Francis Brooklyn

Average RPI Win:	175	WON-LOST	WINNING	LAST 10	STRENGTH OF	OPP. STRENGTH	TEAM	ADJ.	CONF.	ADJ CONF.
Average RPI Loss:	65	RECORD	PCT. RANK	GAMES	SCHEDULE	OF SCHEDULE	RPI	RPI	RPI	RPI
DIV. I ONLY	15- 16	182	1- 1	74	51	116	116	6	6	
DIV. I NON-CONF.	7- 4	108	0- 0	216	63	113	113	4	4	
TOTALS	RPI 1-25	RPI 26-50	W-L RECORDS	RPI 51-100	RPI 101-150	RPI 150+				
15- 16	1- 7	0- 0	OVERALL	4- 5	3- 4	7- 0				
5- 7	1- 2	0- 0	HOME	1- 3	1- 2	2- 0				
7- 7	0- 3	0- 0	AWAY	2- 2	1- 2	4- 0				
3- 2	0- 2	0- 0	NEUTRAL	1- 0	1- 0	1- 0				
7- 4	0- 3	0- 0	NON-CONFERENCE	1- 0	1- 1	5- 0				
2- 1	0- 1	0- 0	HOME	0- 0	1- 0	1- 0				
3- 2	0- 1	0- 0	AWAY	0- 0	0- 1	3- 0				
2- 1	0- 1	0- 0	NEUTRAL	1- 0	0- 0	1- 0				
8- 12	1- 4	0- 0	CONFERENCE	3- 5	2- 3	2- 0				
3- 6	1- 1	0- 0	HOME	1- 3	0- 2	1- 0				
4- 5	0- 2	0- 0	AWAY	2- 2	1- 1	1- 0				
1- 1	0- 1	0- 0	NEUTRAL	0- 0	1- 0	0- 0				

RPI 1-25				RPI 26-50				RPI 51-100				RPI 101+ Team's RPI: 116			
RPI	S	Opponent	Score	RPI	S	Opponent	Score	RPI	S	Opponent	Score	RPI	S	Opponent	Score
6	N	UConn	55 65					55	A	Villanova	66 62	121	A	Providence	60 57
12	A	Marquette	73 83					55	H	Villanova	57 73	121	H	Providence	66 67
12	H	Marquette	81 74					69	A	Georgetown	80 82	136	H	Yale	56 52
12	N	Marquette	57 88					69	H	Georgetown	59 51	141	A	Seton Hall	67 77
20	A	DePaul	64 73					74	A	Butler	45 66	141	H	Seton Hall	72 76
20	H	DePaul	62 70					74	H	Butler	68 73	141	N	Seton Hall	76 51
21	H	Florida St.	53 57					89	N	Purdue	68 62	148	A	Wake Forest	59 64
25	A	James Madison	51 64					93	A	Creighton	51 45	215	A	Xavier	76 57
								93	H	Creighton	63 65	215	H	Xavier	70 41
												239	N	Ole Miss	64 59
												284	A	La Salle	83 57
												290	A	Army West Point	60 49
												323	A	Iona	61 35
												340	H	Delaware St.	82 44
LAST 12 Division I GAMES:															
141	N	Seton Hall	76 51	12	H	Marquette	81 74								
12	N	Marquette	57 88	121	A	Providence	60 57								
141	H	Seton Hall	72 76	93	A	Creighton	51 45								
69	A	Georgetown	80 82	215	H	Xavier	70 41								
55	A	Villanova	66 62	74	H	Butler	68 73								
20	H	DePaul	62 70	55	H	Villanova	57 73								

Non-Div I Games:

St. John's (NY)

■ Loss, 
■ Non-Conf, 
■ S Site, 
■ H Home 
■ A Away 
N Neutral

Team Record				Through Games Of March 10, 1913						
Average RPI Win:	85	WON-LOST	WINNING	LAST 10	STRENGTH OF	OPP. STRENGTH	TEAM	ADJ.	CONF.	ADJ CONF.
Average RPI Loss:	38	RECORD	PCT. RANK	GAMES	SCHEDULE	OF SCHEDULE	RPI	RPI	RPI	RPI
DIV. I ONLY	28- 4	7	1- 0	7	8	4	4	2	2	
DIV. I NON-CONF.	10- 1	17	0- 0	6	38	3	3	2	2	
TOTALS	RPI 1-25	RPI 26-50	W-L RECORDS	RPI 51-100	RPI 101-150	RPI 150+				
28- 4	5- 2	5- 1	OVERALL	9- 1	4- 0	5- 0				
13- 1	3- 1	2- 0	HOME	4- 0	2- 0	2- 0				
10- 3	1- 1	2- 1	AWAY	3- 1	1- 0	3- 0				
5- 0	1- 0	1- 0	NEUTRAL	2- 0	1- 0	0- 0				
10- 1	1- 1	1- 0	NON-CONFERENCE	5- 0	1- 0	2- 0				
5- 0	1- 0	0- 0	HOME	2- 0	1- 0	1- 0				
3- 1	0- 1	1- 0	AWAY	1- 0	0- 0	1- 0				
2- 0	0- 0	0- 0	NEUTRAL	2- 0	0- 0	0- 0				
18- 3	4- 1	4- 1	CONFERENCE	4- 1	3- 0	3- 0				
8- 1	2- 1	2- 0	HOME	2- 0	1- 0	1- 0				
7- 2	1- 0	1- 1	AWAY	2- 1	1- 0	2- 0				
3- 0	1- 0	1- 0	NEUTRAL	0- 0	1- 0	0- 0				

RPI	S	Opponent	Score	RPI	S	Opponent	Score	RPI	S	Opponent	Score	RPI	S	Opponent	Score
2	H	Baylor	68 63	34	A	UCLA	65 51	52	A	Southern California	69 67	134	A	Washington	72 53
5	H	Oregon	48 88	34	H	UCLA	86 80	52	H	Southern California	72 64	134	H	Washington	91 54
5	N	Oregon	64 57	36	A	Buffalo	62 55	57	A	Tennessee	95 85	134	N	Washington	72 61
13	A	Gonzaga	73 79	41	A	California	80 81	64	N	FGCU	88 65	149	H	CSUN	69 43
23	A	Arizona St.	72 65	41	H	California	75 50	76	N	American	71 49	160	A	Washington St.	67 42
23	H	Arizona St.	71 50	41	N	California	72 54	79	A	Arizona	78 48	160	H	Washington St.	85 64
24	H	Oregon St.	61 44					79	H	Arizona	56 54	175	A	Colorado	80 69
								81	H	UC Davis	71 43	199	A	Hawaii	81 59
								87	H	Idaho	115 71	252	H	San Francisco	96 62
								92	A	Utah	68 75				
LAST 12 Division I GAMES:															
		41 N California	72 54			79 H Arizona	56 54								
		134 N Washington	72 61			52 A Southern California	69 67								
		5 N Oregon	64 57			34 A UCLA	65 51								
		134 A Washington	72 53			5 H Oregon	48 88								
		160 A Washington St.	67 42			24 H Oregon St.	61 44								
		23 H Arizona St.	71 50			41 H California	75 50								

Non-Div I Games:

Stanford

Average RPI Win:	273	WON-LOST	WINNING	LAST 10	STRENGTH OF	OPP. STRENGTH	TEAM	ADJ.	CONF.	ADJ CONF.
Average RPI Loss:	133	RECORD	PCT. RANK	GAMES	SCHEDULE	OF SCHEDULE	RPI	RPI	RPI	RPI
DIV. I ONLY	14- 15	185	0- 1	232	229	208	208	24	24	
DIV. I NON-CONF.	3- 9	271	0- 0	138	104	275	275	26	26	
TOTALS	RPI 1-25	RPI 26-50	W-L RECORDS	RPI 51-100	RPI 101-150	RPI 150+				
14- 15	0- 1	0- 1	OVERALL	0- 5	0- 1	14- 7				
9- 5	0- 1	0- 0	HOME	0- 2	0- 0	9- 2				
5- 7	0- 0	0- 1	AWAY	0- 2	0- 0	5- 4				
0- 3	0- 0	0- 0	NEUTRAL	0- 1	0- 1	0- 1				
3- 9	0- 1	0- 1	NON-CONFERENCE	0- 3	0- 1	3- 3				
3- 2	0- 1	0- 0	HOME	0- 1	0- 0	3- 0				
0- 4	0- 0	0- 1	AWAY	0- 1	0- 0	0- 2				
0- 3	0- 0	0- 0	NEUTRAL	0- 1	0- 1	0- 1				
11- 6	0- 0	0- 0	CONFERENCE	0- 2	0- 0	11- 4				
6- 3	0- 0	0- 0	HOME	0- 1	0- 0	6- 2				
5- 3	0- 0	0- 0	AWAY	0- 1	0- 0	5- 2				
0- 0	0- 0	0- 0	NEUTRAL	0- 0	0- 0	0- 0				

RPI 1-25				RPI 26-50				RPI 51-100				RPI 101+ Team's RPI: 208			
RPI	S	Opponent	Score	RPI	S	Opponent	Score	RPI	S	Opponent	Score	RPI	S	Opponent	Score
15	H	UCF	55 78	29	A	Texas	46 65	56	N	Wright St.	44 57	119	N	Marist	69 76
								57	A	Tennessee	55 65	157	A	Tulsa	54 55
								59	H	Penn	53 75	158	A	Alabama	47 59
								64	A	FGCU	42 61	185	A	Liberty	68 56
								64	H	FGCU	40 73	185	H	Liberty	69 52
												201	A	North Ala.	55 71
												201	H	North Ala.	69 59
												224	H	North Dakota	74 63
												233	A	Jacksonville	69 56
												233	H	Jacksonville	54 46
												236	A	North Florida	57 71
												236	H	North Florida	62 75
												246	N	Hofstra	50 53
												291	A	Kennesaw St.	58 45
												291	H	Kennesaw St.	59 67
												291	H	Kennesaw St.	76 69
												322	H	North Dakota St.	60 59
												325	A	NJIT	56 47
												325	H	NJIT	74 48
												330	A	Lipscomb	80 65
												330	H	Lipscomb	76 49
												346	H	Florida A&M	69 44
LAST 12 Division I GAMES:															
291	H	Kennesaw St.	59 67	64	H	FGCU	40 73	233	H	Jacksonville	54 46				
64	A	FGCU	42 61	185	A	Liberty	68 56	291	H	Kennesaw St.	76 69				
291	A	Kennesaw St.	58 45	233	A	Jacksonville	69 56								
236	H	North Florida	62 75												
201	H	North Ala.	69 59												
325	A	NJIT	56 47												

Non-Div I Games: Central St. (OH) 81 51 Webber Int'l 80 52

Stetson

Loss, Non-Conf, S Site, H Home A Away N Neutral

Stony Brook

Through Games Of March 13, 2019

Average RPI Win:	274	WON-LOST	WINNING	LAST 10	STRENGTH OF	OPP. STRENGTH	TEAM	ADJ.	CONF.	ADJ CONF.
Average RPI Loss:	97	RECORD	PCT. RANK	GAMES	SCHEDULE	OF SCHEDULE	RPI	RPI	RPI	RPI
DIV. I ONLY	22- 8	53	1- 1	306	255	137	137	23	23	
DIV. I NON-CONF.	10- 2	37	0- 0	285	273	87	87	25	25	
TOTALS	RPI 1-25	RPI 26-50	W-L RECORDS	RPI 51-100	RPI 101-150	RPI 150+				
22- 8	0- 0	0- 1	OVERALL	0- 3	1- 3	21- 1				
12- 3	0- 0	0- 0	HOME	0- 1	0- 1	12- 1				
10- 5	0- 0	0- 1	AWAY	0- 2	1- 2	9- 0				
0- 0	0- 0	0- 0	NEUTRAL	0- 0	0- 0	0- 0				
10- 2	0- 0	0- 1	NON-CONFERENCE	0- 1	1- 0	9- 0				
6- 0	0- 0	0- 0	HOME	0- 0	0- 0	6- 0				
4- 2	0- 0	0- 1	AWAY	0- 1	1- 0	3- 0				
0- 0	0- 0	0- 0	NEUTRAL	0- 0	0- 0	0- 0				
12- 6	0- 0	0- 0	CONFERENCE	0- 2	0- 3	12- 1				
6- 3	0- 0	0- 0	HOME	0- 1	0- 1	6- 1				
6- 3	0- 0	0- 0	AWAY	0- 1	0- 2	6- 0				
0- 0	0- 0	0- 0	NEUTRAL	0- 0	0- 0	0- 0				

RPI S	Opponent	Score	RPI S	Opponent	Score	RPI S	Opponent	Score	RPI S	Opponent	Score	Team's RPI: 137
30	A Rutgers	47 61	60	A Maine	61 71	104	A Hartford	62 73				
			60	H Maine	54 68	104	A Hartford	59 64				
			83	A Toledo	48 80	104	H Hartford	36 64				
						145	A Penn St.	81 70				
						181	A Sacred Heart	73 58				
						197	H Cornell	63 61				
						234	A Albany (NY)	68 52				
						234	H Albany (NY)	49 54				
						246	H Hofstra	77 49				
						248	H St. Francis Brooklyn	74 67				
						251	A Binghamton	65 56				
						251	H Binghamton	68 53				
						263	A Manhattan	79 48				
						278	A Vermont	67 61				
						278	H Vermont	69 58				
						278	H Vermont	58 48				
						286	H Ga. Southern	72 43				
						304	A UMBC	70 59				
						304	H UMBC	57 44				
						317	A New Hampshire	82 63				
						317	H New Hampshire	67 37				
						319	H Wagner	70 45				
						323	A Iona	53 51				
						327	A UMass Lowell	64 47				
						327	H UMass Lowell	76 56				
						344	H Fairleigh Dickinson	63 49				
LAST 12 Division I GAMES:												
278	H Vermont	69 58	317	H New Hampshire	67 37							
104	A Hartford	59 64	327	A UMass Lowell	64 47							
278	H Vermont	58 48	251	H Binghamton	68 53							
304	A UMBC	70 59	104	A Hartford	62 73							
60	A Maine	61 71	304	H UMBC	57 44							
234	A Albany (NY)	68 52	278	A Vermont	67 61							

Non-Div I Games: SUNY New Paltz 87 50

Stony Brook

Loss, Non-Conf, S Site, H Home A Away N Neutral

## Syracuse

Through Games Of March 13, 2019

Average RPI Win:	95	WON-LOST	WINNING	LAST 10	STRENGTH OF	OPP. STRENGTH	TEAM	ADJ.	CONF.	ADJ CONF.
Average RPI Loss:	26	RECORD	PCT. RANK	GAMES	SCHEDULE	OF SCHEDULE	RPI	RPI	RPI	RPI
DIV. I ONLY	24- 8	48	1- 0	4	6	10	10	1	1	
DIV. I NON-CONF.	11- 2	32	0- 0	9	50	5	5	1	1	
TOTALS	RPI 1-25	RPI 26-50	W-L RECORDS	RPI 51-100	RPI 101-150	RPI 150+				
24- 8	5- 6	4- 0	OVERALL	5- 1	7- 1	3- 0				
11- 3	1- 3	2- 0	HOME	1- 0	4- 0	3- 0				
6- 4	1- 2	1- 0	AWAY	2- 1	2- 1	0- 0				
7- 1	3- 1	1- 0	NEUTRAL	2- 0	1- 0	0- 0				
11- 2	3- 1	2- 0	NON-CONFERENCE	1- 0	2- 1	3- 0				
6- 0	1- 0	1- 0	HOME	0- 0	1- 0	3- 0				
0- 2	0- 1	0- 0	AWAY	0- 0	0- 1	0- 0				
5- 0	2- 0	1- 0	NEUTRAL	1- 0	1- 0	0- 0				
13- 6	2- 5	2- 0	CONFERENCE	4- 1	5- 0	0- 0				
5- 3	0- 3	1- 0	HOME	1- 0	3- 0	0- 0				
6- 2	1- 1	1- 0	AWAY	2- 1	2- 0	0- 0				
2- 1	1- 1	0- 0	NEUTRAL	1- 0	0- 0	0- 0				

RPI	S	Opponent	Score	RPI	S	Opponent	Score	RPI	S	Opponent	Score	RPI	S	Opponent	Score
1	H	Notre Dame	68 98	32	N	Kansas St.	70 61	51	N	Princeton	92 61	107	A	Minnesota	68 72
1	N	Notre Dame	66 91	37	H	North Carolina	90 77	66	A	Georgia Tech	55 65	124	H	Towson	98 55
3	A	Louisville	51 76	43	H	Bucknell	70 56	72	A	Virginia Tech	75 73	127	A	Pittsburgh	82 50
5	A	Oregon	73 75	49	A	Clemson	84 75	77	A	Duke	64 55	127	H	Pittsburgh	90 63
9	H	NC State	73 77					96	H	Virginia	72 68	133	A	Boston College	76 59
15	N	UCF	57 52					96	N	Virginia	67 57	133	H	Boston College	96 69
17	H	Texas A&M	75 65									135	N	Duquesne	87 71
18	H	Miami (FL)	71 84									148	H	Wake Forest	77 57
18	N	Miami (FL)	92 85									202	H	UMES	96 51
20	N	DePaul	83 81									224	H	North Dakota	85 49
21	A	Florida St.	94 88									273	H	Niagara	94 45
LAST 12 Division I GAMES:															
		96 N Virginia	67 57			127 H Pittsburgh	90 63								
		18 N Miami (FL)	92 85			148 H Wake Forest	77 57								
		1 N Notre Dame	66 91			9 H NC State	73 77								
		133 A Boston College	76 59			133 H Boston College	96 69								
		21 A Florida St.	94 88			3 A Louisville	51 76								
		1 H Notre Dame	68 98			96 H Virginia	72 68								

Non-Div I Games:

Syracuse

■ Loss, 
■ Non-Conf, 
■ S Site, 
■ H Home 
■ A Away 
N Neutral

Average RPI Win:	172	WON-LOST	WINNING	LAST 10	STRENGTH OF	OPP. STRENGTH	TEAM	ADJ.	CONF.	ADJ CONF.
Average RPI Loss:	38	RECORD	PCT. RANK	GAMES	SCHEDULE	OF SCHEDULE	RPI	RPI	RPI	RPI
DIV. I ONLY	20- 10	80	0- 1	72	45	58	58	3	3	
DIV. I NON-CONF.	10- 1	17	0- 0	263	260	74	74	3	3	
TOTALS	RPI 1-25	RPI 26-50	W-L RECORDS	RPI 51-100	RPI 101-150	RPI 150+				
20- 10	1- 3	1- 5	OVERALL	1- 1	5- 1	12- 0				
14- 3	1- 1	0- 2	HOME	1- 0	4- 0	8- 0				
6- 5	0- 2	1- 1	AWAY	0- 1	1- 1	4- 0				
0- 2	0- 0	0- 2	NEUTRAL	0- 0	0- 0	0- 0				
10- 1	0- 0	0- 1	NON-CONFERENCE	0- 0	2- 0	8- 0				
8- 0	0- 0	0- 0	HOME	0- 0	2- 0	6- 0				
2- 0	0- 0	0- 0	AWAY	0- 0	0- 0	2- 0				
0- 1	0- 0	0- 1	NEUTRAL	0- 0	0- 0	0- 0				
10- 9	1- 3	1- 4	CONFERENCE	1- 1	3- 1	4- 0				
6- 3	1- 1	0- 2	HOME	1- 0	2- 0	2- 0				
4- 5	0- 2	1- 1	AWAY	0- 1	1- 1	2- 0				
0- 1	0- 0	0- 1	NEUTRAL	0- 0	0- 0	0- 0				

RPI	S	Opponent	Score	RPI	S	Opponent	Score	RPI	S	Opponent	Score	RPI	S	Opponent	Score
2	A	Baylor	71 89	26	N	BYU	58 61	78	A	West Virginia	65 79	135	H	Duquesne	61 48
2	H	Baylor	55 79	29	A	Texas	67 73	78	H	West Virginia	62 48	142	A	Texas Tech	70 63
11	A	Iowa St.	54 92	29	H	Texas	48 62					142	H	Texas Tech	78 70
11	H	Iowa St.	76 69	29	N	Texas	64 66					143	A	Oklahoma St.	71 75
				32	A	Kansas St.	61 47					143	H	Oklahoma St.	69 55
				32	H	Kansas St.	72 75					147	H	Montana St.	71 49
												154	A	Kansas	76 66
												154	H	Kansas	58 53
												155	A	Oklahoma	76 63
												155	H	Oklahoma	86 71
												170	H	Southern U.	69 40
												173	H	Sam Houston St.	72 59
												205	A	San Diego St.	81 64
												229	H	SMU	65 63
												239	A	Ole Miss	55 50
												290	H	Army West Point	63 38
												329	H	Mississippi Val.	96 47
												350	H	Alcorn	88 31
LAST 12 Division I GAMES:															
				29	N	Texas	64 66	11	H	Iowa St.	76 69				
				29	H	Texas	48 62	2	A	Baylor	71 89				
				155	A	Oklahoma	76 63	142	A	Texas Tech	70 63				
				154	A	Kansas	76 66	143	H	Oklahoma St.	69 55				
				32	H	Kansas St.	72 75	32	A	Kansas St.	61 47				
				78	A	West Virginia	65 79	154	H	Kansas	58 53				

Non-Div I Games:

TCU

■ Loss, 
 ■ Non-Conf, S Site, 
 ■ Home 
 ■ Away 
 N Neutral

Average RPI Win:	224	WON-LOST	WINNING	LAST 10	STRENGTH OF	OPP. STRENGTH	TEAM	ADJ.	CONF.	ADJ CONF.
Average RPI Loss:	98	RECORD	PCT. RANK	GAMES	SCHEDULE	OF SCHEDULE	RPI	RPI	RPI	RPI
DIV. I ONLY	11- 19	243	0- 1	84	84	165	165	9	9	
DIV. I NON-CONF.	4- 9	252	0- 0	127	85	195	195	8	8	
TOTALS	RPI 1-25	RPI 26-50	W-L RECORDS	RPI 51-100	RPI 101-150	RPI 150+				
11- 19	0- 6	0- 0	OVERALL	1- 4	1- 4	9- 5				
7- 4	0- 1	0- 0	HOME	1- 0	1- 1	5- 2				
4- 13	0- 5	0- 0	AWAY	0- 3	0- 3	4- 2				
0- 2	0- 0	0- 0	NEUTRAL	0- 1	0- 0	0- 1				
4- 9	0- 3	0- 0	NON-CONFERENCE	0- 3	0- 2	4- 1				
3- 0	0- 0	0- 0	HOME	0- 0	0- 0	3- 0				
1- 8	0- 3	0- 0	AWAY	0- 2	0- 2	1- 1				
0- 1	0- 0	0- 0	NEUTRAL	0- 1	0- 0	0- 0				
7- 10	0- 3	0- 0	CONFERENCE	1- 1	1- 2	5- 4				
4- 4	0- 1	0- 0	HOME	1- 0	1- 1	2- 2				
3- 5	0- 2	0- 0	AWAY	0- 1	0- 1	3- 1				
0- 1	0- 0	0- 0	NEUTRAL	0- 0	0- 0	0- 1				

RPI	S	Opponent	Score	RPI	S	Opponent	Score	RPI	S	Opponent	Score	RPI	S	Opponent	Score	Team's RPI: 165
6	A	UConn	74 109					55	A	Villanova	68 76	110	A	Houston	65 78	
6	H	UConn	67 88					59	A	Penn	62 71	110	H	Houston	76 65	
15	A	UCF	54 62					75	A	Cincinnati	52 72	115	H	South Fla.	53 63	
18	A	Miami (FL)	61 73					75	H	Cincinnati	78 70	119	A	Marist	68 74	
19	A	South Carolina	60 88					80	N	Radford	50 56	135	A	Duquesne	53 54	
20	A	DePaul	88 102									157	A	Tulsa	75 61	
												157	H	Tulsa	61 64	
												167	H	Tulane	57 66	
												190	H	East Carolina	84 62	
												229	A	SMU	52 53	
												232	A	Memphis	84 53	
												232	N	Memphis	58 59	
												234	A	Saint Joseph's	58 52	
												239	A	Ole Miss	55 62	
												257	A	Wichita St.	65 40	
												257	H	Wichita St.	68 52	
												284	H	La Salle	75 47	
												323	H	Iona	59 39	
												340	H	Delaware St.	75 61	
LAST 12 Division I GAMES:																
232	N	Memphis	58 59	75	H	Cincinnati	78 70									
232	A	Memphis	84 53	6	A	UConn	74 109									
257	H	Wichita St.	68 52	110	H	Houston	76 65									
157	H	Tulsa	61 64	257	A	Wichita St.	65 40									
15	A	UCF	54 62	157	A	Tulsa	75 61									
229	A	SMU	52 53	190	H	East Carolina	84 62									

Non-Div I Games:

Temple

■ Loss, 
■ Non-Conf, 
■ S Site, 
■ Home 
■ A Away 
N Neutral



Average RPI Win: 152		WON-LOST	WINNING	LAST 10	STRENGTH OF	OPP. STRENGTH	TEAM	ADJ.	CONF.	ADJ CONF.
Average RPI Loss: 54		RECORD	PCT. RANK	GAMES	SCHEDULE	OF SCHEDULE	RPI	RPI	RPI	RPI
DIV. I ONLY		19- 12	109	1- 0	30	47	57	57	5	5
DIV. I NON-CONF.		11- 2	32	0- 0	58	75	28	28	5	5
TOTALS		RPI 1-25	RPI 26-50	W-L RECORDS	RPI 51-100	RPI 101-150	RPI 150+			
19- 12	0- 7		6- 1	OVERALL	2- 1	2- 1	9- 2			
10- 7	0- 4		2- 1	HOME	1- 1	0- 0	7- 1			
6- 4	0- 2		3- 0	AWAY	0- 0	1- 1	2- 1			
3- 1	0- 1		1- 0	NEUTRAL	1- 0	1- 0	0- 0			
11- 2	0- 2		3- 0	NON-CONFERENCE	0- 0	2- 0	6- 0			
7- 2	0- 2		1- 0	HOME	0- 0	0- 0	6- 0			
2- 0	0- 0		1- 0	AWAY	0- 0	1- 0	0- 0			
2- 0	0- 0		1- 0	NEUTRAL	0- 0	1- 0	0- 0			
8- 10	0- 5		3- 1	CONFERENCE	2- 1	0- 1	3- 2			
3- 5	0- 2		1- 1	HOME	1- 1	0- 0	1- 1			
4- 4	0- 2		2- 0	AWAY	0- 0	0- 1	2- 1			
1- 1	0- 1		0- 0	NEUTRAL	1- 0	0- 0	0- 0			

RPI 1-25					
RPI	S	Opponent	Score		
1	H	Notre Dame	62	77	
4	H	Stanford	85	95	
8	A	Mississippi St.	63	91	
8	N	Mississippi St.	68	83	
17	A	Texas A&M	62	79	
19	H	South Carolina	67	82	
22	H	Kentucky	71	73	

RPI 26-50					
RPI	S	Opponent	Score		
29	A	Texas	88	82	
31	A	Missouri	62	60	
31	H	Missouri	64	66	
45	H	Belmont	84	76	
48	A	Auburn	78	69	
48	H	Auburn	73	62	
49	N	Clemson	78	66	

RPI 51-100					
RPI	S	Opponent	Score		
65	H	Arkansas	79	80	
86	H	LSU	74	65	
86	N	LSU	69	66	

Team's RPI: 57					
RPI	S	Opponent	Score		
101	N	UAB	73	69	
112	A	Georgia	62	66	
143	A	Oklahoma St.	76	63	
158	A	Alabama	65	86	
180	H	UNC Asheville	73	46	
206	A	Vanderbilt	82	65	
206	H	Vanderbilt	69	76	
208	H	Stetson	65	55	
213	H	Florida	67	50	
239	A	Ole Miss	81	56	
241	H	ETSU	80	61	
260	H	Murray St.	98	77	
321	H	Presbyterian	97	49	
346	H	Florida A&M	96	31	

LAST 12 Division I GAMES:					
86	N	LSU	69	66	
8	N	Mississippi St.	68	83	
101	N	UAB	73	69	
239	A	Ole Miss	81	56	
206	H	Vanderbilt	69	76	
19	H	South Carolina	67	82	
17	A	Texas A&M	62	79	
31	A	Missouri	62	60	
48	H	Auburn	73	62	
8	A	Mississippi St.	63	91	
206	A	Vanderbilt	82	65	
213	H	Florida	67	50	

Non-Div I Games:

Tennessee

Loss, Non-Conf, S Site, H Home A Away N Neutral

## Tennessee St.

Through Games Of March 13, 2019

Average RPI Win:	293	WON-LOST	WINNING	LAST 10	STRENGTH OF	OPP. STRENGTH	TEAM	ADJ.	CONF.	ADJ CONF.
Average RPI Loss:	156	RECORD	PCT. RANK	GAMES	SCHEDULE	OF SCHEDULE	RPI	RPI	RPI	RPI
DIV. I ONLY	5- 25	332	0- 1	186	190	305	305	22	22	
DIV. I NON-CONF.	0- 12	336	0- 0	192	68	334	334	22	22	
TOTALS	RPI 1-25	RPI 26-50	W-L RECORDS	RPI 51-100	RPI 101-150	RPI 150+				
5- 25	0- 2	0- 2	OVERALL	0- 2	0- 8	5- 11				
3- 7	0- 0	0- 1	HOME	0- 0	0- 4	3- 2				
2- 15	0- 2	0- 1	AWAY	0- 1	0- 3	2- 8				
0- 3	0- 0	0- 0	NEUTRAL	0- 1	0- 1	0- 1				
0- 12	0- 2	0- 0	NON-CONFERENCE	0- 2	0- 2	0- 6				
0- 1	0- 0	0- 0	HOME	0- 0	0- 1	0- 0				
0- 8	0- 2	0- 0	AWAY	0- 1	0- 0	0- 5				
0- 3	0- 0	0- 0	NEUTRAL	0- 1	0- 1	0- 1				
5- 13	0- 0	0- 2	CONFERENCE	0- 0	0- 6	5- 5				
3- 6	0- 0	0- 1	HOME	0- 0	0- 3	3- 2				
2- 7	0- 0	0- 1	AWAY	0- 0	0- 3	2- 3				
0- 0	0- 0	0- 0	NEUTRAL	0- 0	0- 0	0- 0				

RPI 1-25				RPI 26-50				RPI 51-100				RPI 101+ Team's RPI: 305			
RPI	S	Opponent	Score	RPI	S	Opponent	Score	RPI	S	Opponent	Score	RPI	S	Opponent	Score
3	A	Louisville	52 107	45	A	Belmont	46 80	65	N	Arkansas	55 79	111	A	UT Martin	60 83
20	A	DePaul	73 95	45	H	Belmont	65 89	85	A	Troy	67 92	111	H	UT Martin	61 73
												113	H	South Alabama	56 78
												127	N	Pittsburgh	56 78
												129	A	Morehead St.	55 71
												129	H	Morehead St.	62 85
												146	A	Tennessee Tech	65 76
												146	H	Tennessee Tech	59 69
												186	N	Wisconsin	53 58
												206	A	Vanderbilt	63 89
												211	A	Jacksonville St.	73 76
												211	H	Jacksonville St.	52 62
												217	A	Marshall	59 80
												219	A	Ball St.	51 90
												238	H	SIUE	55 66
												243	A	Southeast Mo. St.	57 81
												243	H	Southeast Mo. St.	62 59
												259	A	Austin Peay	47 74
												260	A	Murray St.	65 61
												295	H	Eastern Ill.	70 66
												301	A	Alabama A&M	57 67
												330	A	Lipscomb	62 64
												333	A	Eastern Ky.	57 31
												333	H	Eastern Ky.	60 38
LAST 12 Division I GAMES:															
111	A	UT Martin	60 83	333	A	Eastern Ky.	57 31								
243	A	Southeast Mo. St.	57 81	129	A	Morehead St.	55 71								
295	H	Eastern Ill.	70 66	243	H	Southeast Mo. St.	62 59								
238	H	SIUE	55 66	111	H	UT Martin	61 73								
211	A	Jacksonville St.	73 76	260	A	Murray St.	65 61								
45	H	Belmont	65 89	259	A	Austin Peay	47 74								

Non-Div I Games:

Tennessee St.

■ Loss, 
 ■ Non-Conf, 
 ■ S Site, 
 ■ Home 
 ■ A Away 
 N Neutral

## Tennessee Tech

Through Games Of March 13, 2019

Average RPI Win:	246	WON-LOST	WINNING	LAST 10	STRENGTH OF	OPP. STRENGTH	TEAM	ADJ.	CONF.	ADJ CONF.
Average RPI Loss:	147	RECORD	PCT. RANK	GAMES	SCHEDULE	OF SCHEDULE	RPI	RPI	RPI	RPI
DIV. I ONLY	19- 10	87	1- 1	272	249	146	146	22	22	
DIV. I NON-CONF.	6- 3	91	0- 0	281	222	134	134	22	22	
TOTALS	RPI 1-25	RPI 26-50	W-L RECORDS	RPI 51-100	RPI 101-150	RPI 150+				
19- 10	0- 0	1- 2	OVERALL	1- 1	1- 3	16- 4				
9- 3	0- 0	0- 1	HOME	1- 0	0- 1	8- 1				
9- 5	0- 0	1- 0	AWAY	0- 1	1- 1	7- 3				
1- 2	0- 0	0- 1	NEUTRAL	0- 0	0- 1	1- 0				
6- 3	0- 0	0- 0	NON-CONFERENCE	1- 1	0- 1	5- 1				
3- 0	0- 0	0- 0	HOME	1- 0	0- 0	2- 0				
3- 2	0- 0	0- 0	AWAY	0- 1	0- 0	3- 1				
0- 1	0- 0	0- 0	NEUTRAL	0- 0	0- 1	0- 0				
13- 7	0- 0	1- 2	CONFERENCE	0- 0	1- 2	11- 3				
6- 3	0- 0	0- 1	HOME	0- 0	0- 1	6- 1				
6- 3	0- 0	1- 0	AWAY	0- 0	1- 1	4- 2				
1- 1	0- 0	0- 1	NEUTRAL	0- 0	0- 0	1- 0				

RPI S	Opponent	Score	RPI S	Opponent	Score	RPI S	Opponent	Score	RPI S	Opponent	Score	Team's RPI: 146
45	A Belmont	77 72	45	H Belmont	67 99	65	A Arkansas	42 65	103	N Old Dominion	73 80	
45	H Belmont		45	N Belmont	48 62	68	H Middle Tenn.	68 64	111	A UT Martin	80 76	
									129	A Morehead St.	56 77	
									129	H Morehead St.	70 73	
									180	H UNC Asheville	60 53	
									211	A Jacksonville St.	66 49	
									211	H Jacksonville St.	62 59	
									215	A Xavier	60 70	
									238	A SIUE	61 63	
									238	H SIUE	79 55	
									243	A Southeast Mo. St.	53 62	
									257	A Wichita St.	55 45	
									259	H Austin Peay	65 72	
									259	N Austin Peay	68 57	
									260	H Murray St.	74 65	
									293	A Charleston So.	77 55	
									295	A Eastern Ill.	68 51	
									295	H Eastern Ill.	99 88	
									305	A Tennessee St.	69 59	
									305	H Tennessee St.	76 65	
									330	A Lipscomb	67 52	
									333	A Eastern Ky.	81 68	
									333	H Eastern Ky.	77 57	
									342	H Western Caro.	77 58	
LAST 12 Division I GAMES:												
259	N Austin Peay	68 57	45	H Belmont	67 99	211	H Jacksonville St.	62 59	111	A UT Martin	80 76	
45	N Belmont	48 62	260	H Murray St.	74 65	243	A Southeast Mo. St.	53 62	259	H Austin Peay	65 72	
295	A Eastern Ill.	68 51	259	H Austin Peay	65 72							
238	A SIUE	61 63										
129	H Morehead St.	70 73										
333	H Eastern Ky.	77 57										

Non-Div I Games: Tenn. Wesleyan 100 58 Cumberland (TN) 88 55

Tennessee Tech

Loss, Non-Conf, S Site, H Home A Away N Neutral

Average RPI Win:	143	WON-LOST	WINNING	LAST 10	STRENGTH OF	OPP. STRENGTH	TEAM	ADJ.	CONF.	ADJ CONF.
Average RPI Loss:	26	RECORD	PCT. RANK	GAMES	SCHEDULE	OF SCHEDULE	RPI	RPI	RPI	RPI
DIV. I ONLY	23- 9	54	0- 1	23	38	29	29	3	3	
DIV. I NON-CONF.	10- 2	37	0- 0	80	173	44	44	3	3	
TOTALS	RPI 1-25	RPI 26-50	W-L RECORDS	RPI 51-100	RPI 101-150	RPI 150+				
23- 9	1- 5	2- 2	OVERALL	5- 2	5- 0	10- 0				
10- 6	0- 3	0- 1	HOME	1- 2	3- 0	6- 0				
9- 2	1- 1	0- 1	AWAY	2- 0	2- 0	4- 0				
4- 1	0- 1	2- 0	NEUTRAL	2- 0	0- 0	0- 0				
10- 2	0- 1	2- 0	NON-CONFERENCE	1- 1	1- 0	6- 0				
5- 2	0- 1	0- 0	HOME	0- 1	1- 0	4- 0				
2- 0	0- 0	0- 0	AWAY	0- 0	0- 0	2- 0				
3- 0	0- 0	2- 0	NEUTRAL	1- 0	0- 0	0- 0				
13- 7	1- 4	0- 2	CONFERENCE	4- 1	4- 0	4- 0				
5- 4	0- 2	0- 1	HOME	1- 1	2- 0	2- 0				
7- 2	1- 1	0- 1	AWAY	2- 0	2- 0	2- 0				
1- 1	0- 1	0- 0	NEUTRAL	1- 0	0- 0	0- 0				

RPI 1-25				RPI 26-50				Team's RPI: 29		RPI 51-100				RPI 101+			
RPI	S	Opponent	Score	RPI	S	Opponent	Score		RPI	S	Opponent	Score	RPI	S	Opponent	Score	
2	A	Baylor	35 64	32	A	Kansas St.	69 87		57	H	Tennessee	82 88	135	H	Duquesne	78 41	
2	H	Baylor	68 74	32	H	Kansas St.	60 69		58	A	TCU	62 48	142	A	Texas Tech	78 71	
8	H	Mississippi St.	49 67	39	N	Quinnipiac	56 55		58	H	TCU	73 67	142	H	Texas Tech	81 57	
11	A	Iowa St.	64 62	46	N	Michigan	69 52		58	N	TCU	66 64	143	A	Oklahoma St.	61 55	
11	H	Iowa St.	73 82						78	A	West Virginia	70 58	143	H	Oklahoma St.	60 51	
11	N	Iowa St.	69 75						78	H	West Virginia	58 64	154	A	Kansas	91 73	
									82	N	Fordham	72 54	154	H	Kansas	62 43	
													155	A	Oklahoma	76 67	
													155	H	Oklahoma	73 63	
													177	A	North Texas	64 54	
													208	H	Stetson	65 46	
													228	A	UTRGV	81 66	
													302	H	UTSA	98 54	
													312	H	McNeese	96 40	
													315	H	Northwestern St.	104 66	
LAST 12 Division I GAMES:																	
		11	N	Iowa St.			69	75	2	A	Baylor			35	64		
		58	N	TCU			66	64	142	H	Texas Tech			81	57		
		82	N	Fordham			72	54	32	H	Kansas St.			60	69		
		46	N	Michigan			69	52	143	A	Oklahoma St.			61	55		
		58	A	TCU			62	48	154	A	Kansas			91	73		
		11	H	Iowa St.			73	82	2	H	Baylor			68	74		

Non-Div I Games:

Texas

■ Loss, 
 ■ Non-Conf, 
 ■ S Site, 
 ■ Home 
 ■ A Away 
 N Neutral

Average RPI Win:	127	WON-LOST	WINNING	LAST 10	STRENGTH OF	OPP. STRENGTH	TEAM	ADJ.	CONF.	ADJ CONF.
Average RPI Loss:	39	RECORD	PCT. RANK	GAMES	SCHEDULE	OF SCHEDULE	RPI	RPI	RPI	RPI
DIV. I ONLY	24- 7	39	1- 0	25	58	17	17	5	5	
DIV. I NON-CONF.	11- 2	32	0- 0	29	113	17	17	5	5	
TOTALS	RPI 1-25	RPI 26-50	W-L RECORDS	RPI 51-100	RPI 101-150	RPI 150+				
24- 7	3- 3	3- 1	OVERALL	5- 3	2- 0	11- 0				
13- 3	1- 2	1- 0	HOME	4- 1	0- 0	7- 0				
8- 3	1- 1	1- 1	AWAY	1- 1	2- 0	3- 0				
3- 1	1- 0	1- 0	NEUTRAL	0- 1	0- 0	1- 0				
11- 2	1- 1	1- 0	NON-CONFERENCE	2- 1	1- 0	6- 0				
7- 1	0- 0	1- 0	HOME	1- 1	0- 0	5- 0				
2- 1	0- 1	0- 0	AWAY	1- 0	1- 0	0- 0				
2- 0	1- 0	0- 0	NEUTRAL	0- 0	0- 0	1- 0				
13- 5	2- 2	2- 1	CONFERENCE	3- 2	1- 0	5- 0				
6- 2	1- 2	0- 0	HOME	3- 0	0- 0	2- 0				
6- 2	1- 0	1- 1	AWAY	0- 1	1- 0	3- 0				
1- 1	0- 0	1- 0	NEUTRAL	0- 1	0- 0	0- 0				

RPI	S	Opponent	Score
8	H	Mississippi St.	64 92
10	A	Syracuse	65 75
19	H	South Carolina	57 60
22	A	Kentucky	62 55
22	H	Kentucky	73 71
24	N	Oregon St.	76 70

RPI	S	Opponent	Score
31	A	Missouri	65 70
35	H	Rice	65 54
48	A	Auburn	69 67
48	N	Auburn	64 62

RPI	S	Opponent	Score
52	H	Southern California	71 51
53	H	Lamar University	68 74
57	H	Tennessee	79 62
65	H	Arkansas	66 53
65	N	Arkansas	51 58
73	A	Little Rock	61 40
86	A	LSU	52 63
86	H	LSU	59 55

RPI	S	Opponent	Score
110	A	Houston	68 52
112	A	Georgia	76 66
151	N	UC Riverside	70 63
158	H	Alabama	70 43
187	H	Prairie View	70 57
189	H	Arkansas St.	97 56
206	A	Vanderbilt	50 43
206	H	Vanderbilt	69 53
213	A	Florida	80 62
228	H	UTRGV	84 61
233	H	Jacksonville	73 53
239	A	Ole Miss	72 60
285	H	Central Ark.	84 27

## LAST 12 Division I GAMES:

48	N	Auburn	64 62	8	H	Mississippi St.	64 92
65	N	Arkansas	51 58	86	H	LSU	59 55
65	H	Arkansas	66 53	31	A	Missouri	65 70
22	A	Kentucky	62 55	239	A	Ole Miss	72 60
213	A	Florida	80 62	206	H	Vanderbilt	69 53
57	H	Tennessee	79 62	22	H	Kentucky	73 71

Non-Div I Games:

Texas A&amp;M

■ Loss, 
 ■ Non-Conf, S Site, 
 ■ Home 
 ■ Away 
 N Neutral

## Texas Southern

Through Games Of March 13, 2019

Average RPI Win:	290	WON-LOST	WINNING	LAST 10	STRENGTH OF	OPP. STRENGTH	TEAM	ADJ.	CONF.	ADJ CONF.
Average RPI Loss:	170	RECORD	PCT. RANK	GAMES	SCHEDULE	OF SCHEDULE	RPI	RPI	RPI	RPI
DIV. I ONLY	13- 15	198	0- 1	283	338	227	227	29	29	
DIV. I NON-CONF.	2- 7	288	0- 0	46	292	169	169	28	28	
TOTALS	RPI 1-25	RPI 26-50	W-L RECORDS	RPI 51-100	RPI 101-150	RPI 150+				
13- 15	0- 0	0- 2	OVERALL	0- 1	0- 2	13- 10				
6- 3	0- 0	0- 0	HOME	0- 0	0- 0	6- 3				
7- 10	0- 0	0- 2	AWAY	0- 1	0- 1	7- 6				
0- 2	0- 0	0- 0	NEUTRAL	0- 0	0- 1	0- 1				
2- 7	0- 0	0- 2	NON-CONFERENCE	0- 1	0- 2	2- 2				
0- 0	0- 0	0- 0	HOME	0- 0	0- 0	0- 0				
2- 5	0- 0	0- 2	AWAY	0- 1	0- 1	2- 1				
0- 2	0- 0	0- 0	NEUTRAL	0- 0	0- 1	0- 1				
11- 8	0- 0	0- 0	CONFERENCE	0- 0	0- 0	11- 8				
6- 3	0- 0	0- 0	HOME	0- 0	0- 0	6- 3				
5- 5	0- 0	0- 0	AWAY	0- 0	0- 0	5- 5				
0- 0	0- 0	0- 0	NEUTRAL	0- 0	0- 0	0- 0				

RPI S	Opponent	Score	RPI S	Opponent	Score	RPI S	Opponent	Score	RPI S	Opponent	Score	Team's RPI: 227
35	A Rice	71 76	62	A SFA	55 74	142	A Texas Tech	55 75				
42	A Michigan St.	45 91				144	N Abilene Christian	39 81				
						156	N Nicholls St.	57 58				
						167	A Tulane	56 62				
						170	A Southern U.	61 63				
						170	H Southern U.	49 60				
						187	A Prairie View	52 44				
						187	H Prairie View	73 67				
						200	A Grambling	55 72				
						200	A Grambling	61 72				
						200	H Grambling	67 75				
						228	A UTRGV	69 55				
						249	A Jackson St.	64 73				
						249	H Jackson St.	76 67				
						267	A Alabama St.	51 44				
						267	H Alabama St.	51 58				
						301	A Alabama A&M	56 45				
						301	H Alabama A&M	53 45				
						329	A Mississippi Val.	68 50				
						329	H Mississippi Val.	73 45				
						345	A Savannah St.	65 41				
						349	A Ark.-Pine Bluff	59 58				
						349	H Ark.-Pine Bluff	62 49				
						350	A Alcorn	52 53				
						350	H Alcorn	66 51				
LAST 12 Division I GAMES:												
200	A Grambling	61 72	349	H Ark.-Pine Bluff	62 49							
170	H Southern U.	49 60	249	A Jackson St.	64 73							
350	H Alcorn	66 51	200	A Grambling	55 72							
301	A Alabama A&M	56 45	187	H Prairie View	73 67							
267	A Alabama St.	51 44	301	H Alabama A&M	53 45							
329	H Mississippi Val.	73 45	267	H Alabama St.	51 58							

Non-Div I Games: Huston-Tillotson 72 36 Paul Quinn 83 54

Texas Southern

Loss, Non-Conf, S Site, H Home A Away N Neutral

Average RPI Win:	206	WON-LOST	WINNING	LAST 10	STRENGTH OF	OPP. STRENGTH	TEAM	ADJ.	CONF.	ADJ CONF.
Average RPI Loss:	119	RECORD	PCT. RANK	GAMES	SCHEDULE	OF SCHEDULE	RPI	RPI	RPI	RPI
DIV. I ONLY	12- 17	221	0- 1	91	145	163	163	12	12	
DIV. I NON-CONF.	3- 7	256	0- 0	119	139	197	197	14	14	
TOTALS	RPI 1-25	RPI 26-50	W-L RECORDS	RPI 51-100	RPI 101-150	RPI 150+				
12- 17	0- 0	0- 2	OVERALL	1- 5	2- 6	9- 4				
5- 7	0- 0	0- 0	HOME	1- 2	1- 3	3- 2				
7- 8	0- 0	0- 1	AWAY	0- 3	1- 2	6- 2				
0- 2	0- 0	0- 1	NEUTRAL	0- 0	0- 1	0- 0				
3- 7	0- 0	0- 2	NON-CONFERENCE	0- 1	0- 2	3- 2				
1- 2	0- 0	0- 0	HOME	0- 0	0- 1	1- 1				
2- 4	0- 0	0- 1	AWAY	0- 1	0- 1	2- 1				
0- 1	0- 0	0- 1	NEUTRAL	0- 0	0- 0	0- 0				
9- 10	0- 0	0- 0	CONFERENCE	1- 4	2- 4	6- 2				
4- 5	0- 0	0- 0	HOME	1- 2	1- 2	2- 1				
5- 4	0- 0	0- 0	AWAY	0- 2	1- 1	4- 1				
0- 1	0- 0	0- 0	NEUTRAL	0- 0	0- 1	0- 0				

RPI S	Opponent	Score	RPI S	Opponent	Score	RPI S	Opponent	Score	RPI S	Opponent	Score	Team's RPI: 163
31	A Missouri	50 69	50	N Saint Mary's (CA)	62 89	54	A New Mexico	51 82	113	H South Alabama	77 45	
						71	A UT Arlington	53 68	113	N South Alabama	67 68	
						71	H UT Arlington	41 44	130	A Appalachian St.	56 77	
						73	A Little Rock	47 62	130	H Appalachian St.	49 62	
						73	H Little Rock	50 48	139	A Georgia St.	69 60	
						85	H Troy	63 82	139	H Georgia St.	34 57	
									143	A Oklahoma St.	55 66	
									147	H Montana St.	59 67	
									156	H Nicholls St.	72 67	
									159	H Oral Roberts	64 81	
									167	A Tulane	61 67	
									176	A Coastal Caro.	70 77	
									176	H Coastal Caro.	73 58	
									189	A Arkansas St.	85 62	
									189	H Arkansas St.	68 54	
									269	A Louisiana	71 65	
									275	A A&M-Corpus Christi	60 53	
									286	A Ga. Southern	64 52	
									286	H Ga. Southern	55 65	
									299	A La.-Monroe	62 51	
									302	A UTSA	68 60	
LAST 12 Division I GAMES:												
113	N South Alabama	67 68	85	H Troy	63 82							
167	A Tulane	61 67	269	A Louisiana	71 65							
147	H Montana St.	59 67	299	A La.-Monroe	62 51							
156	H Nicholls St.	72 67	73	H Little Rock	50 48							
71	H UT Arlington	41 44	189	H Arkansas St.	68 54							
113	H South Alabama	77 45	176	A Coastal Caro.	70 77							

Non-Div I Games: UNKNOWN 92 39 Tex. A&amp;M Int'l 89 25

Texas St.

■ Loss, 
 ■ Non-Conf, 
 ■ S Site, 
 ■ Home 
 ■ A Away 
 N Neutral

Average RPI Win:	195	WON-LOST	WINNING	LAST 10	STRENGTH OF	OPP. STRENGTH	TEAM	ADJ.	CONF.	ADJ CONF.
Average RPI Loss:	60	RECORD	PCT. RANK	GAMES	SCHEDULE	OF SCHEDULE	RPI	RPI	RPI	RPI
DIV. I ONLY	14- 17	204	1- 0	56	53	142	142	3	3	
DIV. I NON-CONF.	9- 2	43	0- 0	206	319	98	98	3	3	
TOTALS	RPI 1-25	RPI 26-50	W-L RECORDS	RPI 51-100	RPI 101-150	RPI 150+				
14- 17	0- 5	0- 4	OVERALL	1- 5	2- 1	11- 2				
11- 7	0- 2	0- 2	HOME	1- 3	2- 0	8- 0				
2- 9	0- 2	0- 2	AWAY	0- 2	0- 1	2- 2				
1- 1	0- 1	0- 0	NEUTRAL	0- 0	0- 0	1- 0				
9- 2	0- 0	0- 0	NON-CONFERENCE	1- 1	1- 0	7- 1				
8- 1	0- 0	0- 0	HOME	1- 1	1- 0	6- 0				
1- 1	0- 0	0- 0	AWAY	0- 0	0- 0	1- 1				
0- 0	0- 0	0- 0	NEUTRAL	0- 0	0- 0	0- 0				
5- 15	0- 5	0- 4	CONFERENCE	0- 4	1- 1	4- 1				
3- 6	0- 2	0- 2	HOME	0- 2	1- 0	2- 0				
1- 8	0- 2	0- 2	AWAY	0- 2	0- 1	1- 1				
1- 1	0- 1	0- 0	NEUTRAL	0- 0	0- 0	1- 0				

RPI 1-25				RPI 26-50				RPI 51-100				RPI 101+ Team's RPI: 142			
RPI	S	Opponent	Score	RPI	S	Opponent	Score	RPI	S	Opponent	Score	RPI	S	Opponent	Score
2	A	Baylor	37 96	29	A	Texas	57 81	58	A	TCU	70 78	143	A	Oklahoma St.	57 65
2	H	Baylor	56 73	29	H	Texas	71 78	58	H	TCU	63 70	143	H	Oklahoma St.	90 78
2	N	Baylor	61 100	32	A	Kansas St.	67 75	62	H	SFA	77 69	144	H	Abilene Christian	105 54
11	A	Iowa St.	66 105	32	H	Kansas St.	62 66	78	A	West Virginia	65 68	154	A	Kansas	75 71
11	H	Iowa St.	62 64					78	H	West Virginia	72 75	154	H	Kansas	69 66
								87	H	Idaho	77 88	155	A	Oklahoma	61 66
												155	H	Oklahoma	88 82
												155	N	Oklahoma	104 84
												170	H	Southern U.	76 58
												211	H	Jacksonville St.	71 58
												213	A	Florida	67 72
												227	H	Texas Southern	75 55
												245	A	Nevada	86 67
												275	H	A&M-Corpus Christi	78 61
												299	H	La.-Monroe	86 42
												332	H	Houston Baptist	82 76
LAST 12 Division I GAMES:															
155	N	Oklahoma	104 84	154	A	Kansas	75 71								
2	N	Baylor	61 100	78	H	West Virginia	72 75								
155	H	Oklahoma	88 82	143	H	Oklahoma St.	90 78								
32	A	Kansas St.	67 75	58	H	TCU	63 70								
11	H	Iowa St.	62 64	2	A	Baylor	37 96								
29	A	Texas	57 81	11	A	Iowa St.	66 105								

Non-Div I Games:

Texas Tech

■ Loss, 
 ■ Non-Conf, 
 ■ S Site, 
 ■ H Home 
 ■ A Away 
 N Neutral



Average RPI Win:	200	WON-LOST	WINNING	LAST 10	STRENGTH OF	OPP. STRENGTH	TEAM	ADJ.	CONF.	ADJ CONF.
Average RPI Loss:	68	RECORD	PCT. RANK	GAMES	SCHEDULE	OF SCHEDULE	RPI	RPI	RPI	RPI
DIV. I ONLY	20- 11	94	1- 1	106	102	83	83	8	8	
DIV. I NON-CONF.	8- 3	72	0- 0	151	191	71	71	9	9	
TOTALS	RPI 1-25	RPI 26-50	W-L RECORDS	RPI 51-100	RPI 101-150	RPI 150+				
20- 11	0- 1	3- 5	OVERALL	0- 2	3- 2	14- 1				
12- 3	0- 1	2- 1	HOME	0- 1	3- 0	7- 0				
8- 7	0- 0	1- 3	AWAY	0- 1	0- 2	7- 1				
0- 1	0- 0	0- 1	NEUTRAL	0- 0	0- 0	0- 0				
8- 3	0- 1	1- 0	NON-CONFERENCE	0- 1	2- 1	5- 0				
4- 1	0- 1	0- 0	HOME	0- 0	2- 0	2- 0				
4- 2	0- 0	1- 0	AWAY	0- 1	0- 1	3- 0				
0- 0	0- 0	0- 0	NEUTRAL	0- 0	0- 0	0- 0				
12- 8	0- 0	2- 5	CONFERENCE	0- 1	1- 1	9- 1				
8- 2	0- 0	2- 1	HOME	0- 1	1- 0	5- 0				
4- 5	0- 0	0- 3	AWAY	0- 0	0- 1	4- 1				
0- 1	0- 0	0- 1	NEUTRAL	0- 0	0- 0	0- 0				

RPI 1-25				RPI 26-50				RPI 51-100 Team's RPI: 83				RPI 101+			
RPI	S	Opponent	Score	RPI	S	Opponent	Score	RPI	S	Opponent	Score	RPI	S	Opponent	Score
1	H	Notre Dame	56 72	28	A	Central Mich.	45 78	60	A	Maine	59 73	118	A	Dayton	49 70
				28	H	Central Mich.	62 59	84	H	Kent St.	47 58	123	A	Northern Ill.	52 54
				33	H	Ohio	76 50					123	H	Northern Ill.	64 53
				36	A	Buffalo	63 73					135	H	Duquesne	65 52
				44	A	Miami (OH)	64 65					137	H	Stony Brook	80 48
				44	H	Miami (OH)	56 65					162	A	Akron	64 70
				44	N	Miami (OH)	54 72					195	A	Eastern Mich.	70 67
				45	A	Belmont	78 69					195	H	Eastern Mich.	63 43
LAST 12 Division I GAMES:															
				219	H	Ball St.	67 63	219	A	Ball St.	63 62	218	A	Bowling Green	79 65
				44	N	Miami (OH)	54 72	44	H	Miami (OH)	56 65	218	H	Bowling Green	76 56
				28	A	Central Mich.	45 78	123	A	Northern Ill.	52 54	219	A	Ball St.	63 62
				195	A	Eastern Mich.	70 67	33	H	Ohio	76 50	219	H	Ball St.	65 58
				123	H	Northern Ill.	64 53	195	H	Eastern Mich.	63 43	219	H	Ball St.	67 63
				268	H	Western Mich.	73 63	36	A	Buffalo	63 73	232	A	Memphis	58 48
												268	A	Western Mich.	80 57
												268	H	Western Mich.	73 63
												281	A	Cleveland St.	65 60
												311	A	Valparaiso	65 59
												323	H	Iona	84 38
												336	H	Detroit Mercy	77 60

Non-Div I Games:

Toledo

■ Loss, 
 ■ Non-Conf, S Site, 
 ■ Home 
 ■ Away 
 N Neutral

Average RPI Win: <b>213</b>	WON-LOST	WINNING	LAST 10	STRENGTH OF	OPP. STRENGTH	TEAM	ADJ.	CONF.	ADJ CONF.
Average RPI Loss: <b>107</b>	RECORD	PCT. RANK	GAMES	SCHEDULE	OF SCHEDULE	RPI	RPI	RPI	RPI
DIV. I ONLY	<b>17- 12</b>	<b>127</b>	<b>0- 1</b>	<b>182</b>	<b>109</b>	<b>124</b>	<b>124</b>	<b>10</b>	<b>10</b>
DIV. I NON-CONF.	<b>6- 5</b>	<b>143</b>	<b>0- 0</b>	<b>296</b>	<b>127</b>	<b>164</b>	<b>164</b>	<b>10</b>	<b>10</b>
TOTALS	RPI 1-25	RPI 26-50	W-L RECORDS	RPI 51-100	RPI 101-150	RPI 150+			
17- 12	0- 3	0- 0	OVERALL	2- 3	2- 3	13- 3			
8- 4	0- 1	0- 0	HOME	1- 1	1- 1	6- 1			
9- 8	0- 2	0- 0	AWAY	1- 2	1- 2	7- 2			
0- 0	0- 0	0- 0	NEUTRAL	0- 0	0- 0	0- 0			
6- 5	0- 1	0- 0	NON-CONFERENCE	0- 1	0- 1	6- 2			
3- 0	0- 0	0- 0	HOME	0- 0	0- 0	3- 0			
3- 5	0- 1	0- 0	AWAY	0- 1	0- 1	3- 2			
0- 0	0- 0	0- 0	NEUTRAL	0- 0	0- 0	0- 0			
11- 7	0- 2	0- 0	CONFERENCE	2- 2	2- 2	7- 1			
5- 4	0- 1	0- 0	HOME	1- 1	1- 1	3- 1			
6- 3	0- 1	0- 0	AWAY	1- 1	1- 1	4- 0			
0- 0	0- 0	0- 0	NEUTRAL	0- 0	0- 0	0- 0			

RPI 1-25				RPI 26-50				RPI 51-100				RPI 101+ Team's RPI: 124			
RPI	S	Opponent	Score	RPI	S	Opponent	Score	RPI	S	Opponent	Score	RPI	S	Opponent	Score
10	A	Syracuse	55 <b>98</b>					63	A	Drexel	55 54	114	A	UNCW	73 <b>77</b>
25	A	James Madison	59 <b>71</b>					63	H	Drexel	44 <b>77</b>	114	H	UNCW	82 61
25	H	James Madison	56 <b>63</b>					78	A	West Virginia	43 <b>90</b>	126	A	Delaware	56 48
								98	A	Northeastern	68 <b>77</b>	126	H	Delaware	57 <b>70</b>
								98	H	Northeastern	88 83	148	A	Wake Forest	53 <b>60</b>
												161	A	William & Mary	82 75
												161	H	William & Mary	69 <b>80</b>
												204	H	Massachusetts	78 53
												216	A	George Washington	63 <b>76</b>
												217	A	Marshall	76 69
												223	A	Mt. St. Mary's	78 <b>87</b>
												234	A	Saint Joseph's	73 52
												237	A	Elon	59 50
												237	H	Elon	59 58
												246	A	Hofstra	68 56
												246	H	Hofstra	92 68
												264	H	Loyola Maryland	62 57
												284	H	La Salle	92 68
												296	A	Col. of Charleston	77 61
												296	H	Col. of Charleston	87 61
												304	A	UMBC	71 62
LAST 12 Division I GAMES:															
63	H	Drexel	44 <b>77</b>	114	H	UNCW	82 61								
126	H	Delaware	57 <b>70</b>	98	A	Northeastern	68 <b>77</b>								
25	H	James Madison	56 <b>63</b>	246	A	Hofstra	68 56								
237	A	Elon	59 50	25	A	James Madison	59 <b>71</b>								
161	A	William & Mary	82 75	161	H	William & Mary	69 <b>80</b>								
296	H	Col. of Charleston	87 61	237	H	Elon	59 58								

Non-Div I Games:

Towson

Average RPI Win:	216	WON-LOST	WINNING	LAST 10	STRENGTH OF	OPP. STRENGTH	TEAM	ADJ.	CONF.	ADJ CONF.
Average RPI Loss:	89	RECORD	PCT. RANK	GAMES	SCHEDULE	OF SCHEDULE	RPI	RPI	RPI	RPI
DIV. I ONLY	21- 7	48	1- 0	212	149	85	85	12	12	
DIV. I NON-CONF.	8- 2	52	0- 0	301	202	122	122	14	14	
TOTALS	RPI 1-25	RPI 26-50	W-L RECORDS	RPI 51-100	RPI 101-150	RPI 150+				
21- 7	0- 1	0- 0	OVERALL	1- 3	3- 3	17- 0				
11- 2	0- 0	0- 0	HOME	1- 1	2- 1	8- 0				
8- 5	0- 1	0- 0	AWAY	0- 2	1- 2	7- 0				
2- 0	0- 0	0- 0	NEUTRAL	0- 0	0- 0	2- 0				
8- 2	0- 1	0- 0	NON-CONFERENCE	0- 1	0- 0	8- 0				
3- 1	0- 0	0- 0	HOME	0- 1	0- 0	3- 0				
3- 1	0- 1	0- 0	AWAY	0- 0	0- 0	3- 0				
2- 0	0- 0	0- 0	NEUTRAL	0- 0	0- 0	2- 0				
13- 5	0- 0	0- 0	CONFERENCE	1- 2	3- 3	9- 0				
8- 1	0- 0	0- 0	HOME	1- 0	2- 1	5- 0				
5- 4	0- 0	0- 0	AWAY	0- 2	1- 2	4- 0				
0- 0	0- 0	0- 0	NEUTRAL	0- 0	0- 0	0- 0				

RPI 1-25				RPI 26-50				RPI 51-100				Team's RPI: 85	RPI 101+			
RPI	S	Opponent	Score	RPI	S	Opponent	Score	RPI	S	Opponent	Score		RPI	S	Opponent	Score
21	A	Florida St.	67 103					68	H	Middle Tenn.	64 67		113	A	South Alabama	77 80
								71	A	UT Arlington	65 88		113	H	South Alabama	66 58
								73	A	Little Rock	72 76		130	A	Appalachian St.	83 72
								73	H	Little Rock	71 66		130	H	Appalachian St.	95 66
													139	A	Georgia St.	80 84
													139	H	Georgia St.	70 85
													163	A	Texas St.	82 63
													173	N	Sam Houston St.	84 79
													176	A	Coastal Caro.	82 81
													176	H	Coastal Caro.	89 76
													189	A	Arkansas St.	100 89
													189	H	Arkansas St.	87 79
													211	A	Jacksonville St.	89 63
													239	A	Ole Miss	71 54
													241	A	ETSU	84 66
													267	H	Alabama St.	116 46
													269	H	Louisiana	90 64
													286	A	Ga. Southern	97 81
													286	H	Ga. Southern	100 78
													288	H	Samford	72 52
													299	H	La.-Monroe	78 56
													305	H	Tennessee St.	92 67
													329	N	Mississippi Val.	75 54
LAST 12 Division I GAMES:																
176	H	Coastal Caro.	89 76	139	H	Georgia St.	70 85									
130	H	Appalachian St.	95 66	189	A	Arkansas St.	100 89									
71	A	UT Arlington	65 88	73	A	Little Rock	72 76									
163	A	Texas St.	82 63	113	A	South Alabama	77 80									
113	H	South Alabama	66 58	269	H	Louisiana	90 64									
286	H	Ga. Southern	100 78	299	H	La.-Monroe	78 56									

Non-Div I Games: Talladega 91 70

Troy

■ Loss, 
 ■ Non-Conf, S Site, 
 ■ Home 
 ■ Away 
 N Neutral

T  
u  
l  
a  
n  
e

Tulane				Through Games Of March 13, 2019						
Average RPI Win:	183	WON-LOST	WINNING	LAST 10	STRENGTH OF	OPP. STRENGTH	TEAM	ADJ.	CONF.	ADJ CONF.
Average RPI Loss:	128	RECORD	PCT. RANK	GAMES	SCHEDULE	OF SCHEDULE	RPI	RPI	RPI	RPI
DIV. I ONLY	15- 15	170	0- 1	148	89	167	167	9	9	
DIV. I NON-CONF.	10- 3	59	0- 0	212	121	96	96	8	8	
TOTALS	RPI 1-25	RPI 26-50	W-L RECORDS	RPI 51-100	RPI 101-150	RPI 150+				
15- 15	1- 2	1- 1	OVERALL	1- 1	1- 5	11- 6				
8- 7	1- 1	0- 0	HOME	0- 1	1- 2	6- 3				
4- 6	0- 1	0- 0	AWAY	1- 0	0- 2	3- 3				
3- 2	0- 0	1- 1	NEUTRAL	0- 0	0- 1	2- 0				
10- 3	0- 0	1- 1	NON-CONFERENCE	1- 0	1- 1	7- 1				
6- 1	0- 0	0- 0	HOME	0- 0	1- 1	5- 0				
1- 1	0- 0	0- 0	AWAY	1- 0	0- 0	0- 1				
3- 1	0- 0	1- 1	NEUTRAL	0- 0	0- 0	2- 0				
5- 12	1- 2	0- 0	CONFERENCE	0- 1	0- 4	4- 5				
2- 6	1- 1	0- 0	HOME	0- 1	0- 1	1- 3				
3- 5	0- 1	0- 0	AWAY	0- 0	0- 2	3- 2				
0- 1	0- 0	0- 0	NEUTRAL	0- 0	0- 1	0- 0				

RPI 1-25				RPI 26-50				RPI 51-100				RPI 101+ Team's RPI: 167			
RPI	S	Opponent	Score	RPI	S	Opponent	Score	RPI	S	Opponent	Score	RPI	S	Opponent	Score
6	H	UConn	33 75	28	N	Central Mich.	68 57	75	H	Cincinnati	65 80	103	H	Old Dominion	48 56
15	A	UCF	42 52	41	N	California	57 65	86	A	LSU	56 54	110	A	Houston	82 83
15	H	UCF	61 59									115	A	South Fla.	46 73
												115	H	South Fla.	45 50
												115	N	South Fla.	52 61
												134	H	Washington	63 51
												156	H	Nicholls St.	71 46
												157	A	Tulsa	67 72
												158	A	Alabama	58 69
												163	H	Texas St.	67 61
												165	A	Temple	66 57
												190	A	East Carolina	61 63
												190	H	East Carolina	68 57
												193	H	Southern Miss.	71 54
												227	H	Texas Southern	62 56
												229	A	SMU	61 43
												229	H	SMU	60 64
												232	A	Memphis	62 61
												232	H	Memphis	59 65
												257	H	Wichita St.	44 62
												281	N	Cleveland St.	81 72
												303	H	Fla. Atlantic	88 45
												346	N	Florida A&M	78 34
LAST 12 Division I GAMES:															
115	N	South Fla.	52 61	232	H	Memphis	59 65	15	H	UCF	61 59				
163	H	Texas St.	67 61	75	H	Cincinnati	65 80	157	A	Tulsa	67 72				
75	H	Cincinnati	65 80	15	A	UCF	42 52	115	H	South Fla.	45 50				
15	A	UCF	42 52	229	H	SMU	60 64	190	A	East Carolina	61 63				
229	H	SMU	60 64	110	A	Houston	82 83	232	A	Memphis	62 61				

Non-Div I Games:

Tulane

Average RPI Win:	200	WON-LOST	WINNING	LAST 10	STRENGTH OF	OPP. STRENGTH	TEAM	ADJ.	CONF.	ADJ CONF.
Average RPI Loss:	99	RECORD	PCT. RANK	GAMES	SCHEDULE	OF SCHEDULE	RPI	RPI	RPI	RPI
DIV. I ONLY	13- 18	217	1- 0	75	99	157	157	9	9	
DIV. I NON-CONF.	6- 7	172	0- 0	49	102	116	116	8	8	
TOTALS	RPI 1-25	RPI 26-50	W-L RECORDS	RPI 51-100	RPI 101-150	RPI 150+				
13- 18	0- 4	0- 1	OVERALL	0- 6	1- 2	12- 5				
8- 6	0- 1	0- 0	HOME	0- 3	1- 0	7- 2				
3- 11	0- 2	0- 1	AWAY	0- 3	0- 2	3- 3				
2- 1	0- 1	0- 0	NEUTRAL	0- 0	0- 0	2- 0				
6- 7	0- 1	0- 1	NON-CONFERENCE	0- 4	1- 0	5- 1				
4- 2	0- 0	0- 0	HOME	0- 2	1- 0	3- 0				
1- 5	0- 1	0- 1	AWAY	0- 2	0- 0	1- 1				
1- 0	0- 0	0- 0	NEUTRAL	0- 0	0- 0	1- 0				
7- 11	0- 3	0- 0	CONFERENCE	0- 2	0- 2	7- 4				
4- 4	0- 1	0- 0	HOME	0- 1	0- 0	4- 2				
2- 6	0- 1	0- 0	AWAY	0- 1	0- 2	2- 2				
1- 1	0- 1	0- 0	NEUTRAL	0- 0	0- 0	1- 0				

RPI 1-25				RPI 26-50				RPI 51-100				RPI 101+ Team's RPI: 157			
RPI	S	Opponent	Score	RPI	S	Opponent	Score	RPI	S	Opponent	Score	RPI	S	Opponent	Score
6	H	UConn	49 68	45	A	Belmont	53 78	62	A	SFA	34 76	110	A	Houston	44 76
15	A	UCF	44 60					65	H	Arkansas	59 61	115	A	South Fla.	48 59
15	N	UCF	54 66					73	H	Little Rock	53 63	144	H	Abilene Christian	75 63
23	A	Arizona St.	52 70					75	A	Cincinnati	47 74	158	N	Alabama	80 73
								75	H	Cincinnati	50 70	159	A	Oral Roberts	76 68
								76	A	American	52 68	165	A	Temple	64 61
												165	H	Temple	61 75
												167	H	Tulane	72 67
												183	H	Saint Louis	86 75
												189	A	Arkansas St.	60 73
												190	A	East Carolina	75 55
												190	H	East Carolina	60 64
												208	H	Stetson	55 54
												229	H	SMU	49 35
												232	A	Memphis	56 59
												232	H	Memphis	46 39
												256	H	UTEP	66 45
												257	A	Wichita St.	49 71
												257	H	Wichita St.	63 49
												257	N	Wichita St.	61 50
LAST 12 Division I GAMES:															
257	N	Wichita St.	61 50	6	H	UConn	49 68	75	A	Cincinnati	47 74	115	A	South Fla.	48 59
15	N	UCF	54 66	23	A	Arizona St.	52 70	167	H	Tulane	72 67	229	H	SMU	49 35
257	A	Wichita St.	49 71	190	H	East Carolina	60 64	232	A	Memphis	56 59				
165	A	Temple	64 61												

Non-Div I Games:

Tulsa

■ Loss, 
■ Non-Conf, 
■ S Site, 
■ Home 
■ A Away 
N Neutral

Average RPI Win:	228	WON-LOST	WINNING	LAST 10	STRENGTH OF	OPP. STRENGTH	TEAM	ADJ.	CONF.	ADJ CONF.
Average RPI Loss:	87	RECORD	PCT. RANK	GAMES	SCHEDULE	OF SCHEDULE	RPI	RPI	RPI	RPI
DIV. I ONLY	23- 5	19	0- 1	294	170	101	101	14	14	
DIV. I NON-CONF.	11- 1	13	0- 1	331	265	119	119	17	17	
TOTALS	RPI 1-25	RPI 26-50	W-L RECORDS	RPI 51-100	RPI 101-150	RPI 150+				
23- 5	0- 0	0- 1	OVERALL	2- 2	3- 1	18- 1				
11- 2	0- 0	0- 1	HOME	1- 0	2- 0	8- 1				
10- 2	0- 0	0- 0	AWAY	1- 1	1- 1	8- 0				
2- 1	0- 0	0- 0	NEUTRAL	0- 1	0- 0	2- 0				
11- 1	0- 0	0- 0	NON-CONFERENCE	1- 1	1- 0	9- 0				
5- 0	0- 0	0- 0	HOME	0- 0	1- 0	4- 0				
4- 0	0- 0	0- 0	AWAY	1- 0	0- 0	3- 0				
2- 1	0- 0	0- 0	NEUTRAL	0- 1	0- 0	2- 0				
12- 4	0- 0	0- 1	CONFERENCE	1- 1	2- 1	9- 1				
6- 2	0- 0	0- 1	HOME	1- 0	1- 0	4- 1				
6- 2	0- 0	0- 0	AWAY	0- 1	1- 1	5- 0				
0- 0	0- 0	0- 0	NEUTRAL	0- 0	0- 0	0- 0				

RPI S	Opponent	Score	RPI S	Opponent	Score	RPI S	Opponent	Score	RPI S	Opponent	Score	Team's RPI: 101
35	H Rice	43 55	57	N Tennessee	69 73	102	A Charlotte	56 60				
			64	A FGCU	62 60	103	A Old Dominion	69 61				
			68	A Middle Tenn.	44 60	105	H Western Ky.	70 63				
			68	H Middle Tenn.	77 72	130	H Appalachian St.	80 61				
						155	N Oklahoma	89 84				
						172	A Louisiana Tech	95 69				
						172	H Louisiana Tech	68 73				
						177	H North Texas	70 60				
						193	H Southern Miss.	71 60				
						217	H Marshall	77 59				
						232	H Memphis	85 54				
						256	A UTEP	74 48				
						256	H UTEP	68 45				
						267	A Alabama St.	62 47				
						288	A Samford	66 41				
						301	H Alabama A&M	82 47				
						302	A UTSA	59 42				
						303	A Fla. Atlantic	89 64				
						312	H McNeese	91 48				
						314	N Coppin St.	86 61				
						320	A FIU	83 59				
						348	A Chicago St.	90 45				
						350	H Alcorn	80 53				
LAST 12 Division I GAMES:												
57	N Tennessee	69 73	102	A Charlotte	56 60							
172	A Louisiana Tech	95 69	103	A Old Dominion	69 61							
256	H UTEP	68 45	68	A Middle Tenn.	44 60							
68	H Middle Tenn.	77 72	35	H Rice	43 55							
105	H Western Ky.	70 63	177	H North Texas	70 60							
217	H Marshall	77 59	302	A UTSA	59 42							

Non-Div I Games: Ala.-Huntsville 83 58

UAB

Loss, Non-Conf, S Site, H Home A Away N Neutral

Average RPI Win:	227	WON-LOST	WINNING	LAST 10	STRENGTH OF	OPP. STRENGTH	TEAM	ADJ.	CONF.	ADJ CONF.
Average RPI Loss:	118	RECORD	PCT. RANK	GAMES	SCHEDULE	OF SCHEDULE	RPI	RPI	RPI	RPI
DIV. I ONLY	22- 6	35	0- 1	266	167	81	81	20	20	
DIV. I NON-CONF.	7- 5	132	0- 1	248	59	135	135	20	20	
TOTALS	RPI 1-25	RPI 26-50	W-L RECORDS	RPI 51-100	RPI 101-150	RPI 150+				
22- 6	0- 1	1- 0	OVERALL	0- 1	2- 2	19- 2				
11- 1	0- 0	1- 0	HOME	0- 1	1- 0	9- 0				
10- 5	0- 1	0- 0	AWAY	0- 0	1- 2	9- 2				
1- 0	0- 0	0- 0	NEUTRAL	0- 0	0- 0	1- 0				
7- 5	0- 1	1- 0	NON-CONFERENCE	0- 1	0- 2	6- 1				
3- 1	0- 0	1- 0	HOME	0- 1	0- 0	2- 0				
3- 4	0- 1	0- 0	AWAY	0- 0	0- 2	3- 1				
1- 0	0- 0	0- 0	NEUTRAL	0- 0	0- 0	1- 0				
15- 1	0- 0	0- 0	CONFERENCE	0- 0	2- 0	13- 1				
8- 0	0- 0	0- 0	HOME	0- 0	1- 0	7- 0				
7- 1	0- 0	0- 0	AWAY	0- 0	1- 0	6- 1				
0- 0	0- 0	0- 0	NEUTRAL	0- 0	0- 0	0- 0				

RPI 1-25				RPI 26-50				RPI 51-100				Team's RPI: 81	RPI 101+			
RPI	S	Opponent	Score	RPI	S	Opponent	Score	RPI	S	Opponent	Score		RPI	S	Opponent	Score
4	A	Stanford	43 71	50	H	Saint Mary's (CA)	76 74	99	H	Pacific	80 83		106	A	Loyola Marymount	53 60
													109	A	Portland St.	50 65
													149	A	CSUN	60 49
													149	H	CSUN	70 54
													151	A	UC Riverside	67 59
													151	H	UC Riverside	72 59
													160	A	Washington St.	75 62
													169	A	UC Irvine	63 44
													169	H	UC Irvine	80 57
													188	A	Montana	56 62
													199	A	Hawaii	60 65
													199	H	Hawaii	72 46
													245	N	Nevada	84 68
													252	A	San Francisco	70 68
													262	A	Cal St. Fullerton	75 39
													262	H	Cal St. Fullerton	75 51
													265	A	Sacramento St.	109 60
													271	H	Southern Utah	68 45
													272	A	Long Beach St.	66 49
													272	H	Long Beach St.	70 50
LAST 12 Division I GAMES:																
				188	A	Montana	56 62			151	H	UC Riverside	72 59			
				289	H	UC Santa Barbara	80 44			316	A	Cal Poly	85 61			
				316	H	Cal Poly	87 54			289	A	UC Santa Barbara	70 44			
				169	A	UC Irvine	63 44			149	H	CSUN	70 54			
				272	A	Long Beach St.	66 49			272	H	Long Beach St.	70 50			
				199	H	Hawaii	72 46			262	A	Cal St. Fullerton	75 39			
													289	A	UC Santa Barbara	70 44
													289	H	UC Santa Barbara	80 44
													316	A	Cal Poly	85 61
													316	H	Cal Poly	87 54
													337	H	Seattle U	76 59

Non-Div I Games: Dominican (CA) 92 42

UC Davis

Loss, Non-Conf, S Site, H Home A Away N Neutral

Average RPI Win:	251	WON-LOST	WINNING	LAST 10	STRENGTH OF	OPP. STRENGTH	TEAM	ADJ.	CONF.	ADJ CONF.
Average RPI Loss:	157	RECORD	PCT. RANK	GAMES	SCHEDULE	OF SCHEDULE	RPI	RPI	RPI	RPI
DIV. I ONLY	19- 10	87	1- 0	317	223	169	169	20	20	
DIV. I NON-CONF.	9- 2	43	0- 0	309	246	130	130	20	20	
TOTALS	RPI 1-25	RPI 26-50	W-L RECORDS	RPI 51-100	RPI 101-150	RPI 150+				
19- 10	0- 1	0- 0	OVERALL	0- 2	3- 1	16- 6				
9- 4	0- 0	0- 0	HOME	0- 1	1- 0	8- 3				
6- 6	0- 1	0- 0	AWAY	0- 1	1- 1	5- 3				
4- 0	0- 0	0- 0	NEUTRAL	0- 0	1- 0	3- 0				
9- 2	0- 1	0- 0	NON-CONFERENCE	0- 0	1- 0	8- 1				
4- 1	0- 0	0- 0	HOME	0- 0	0- 0	4- 1				
3- 1	0- 1	0- 0	AWAY	0- 0	1- 0	2- 0				
2- 0	0- 0	0- 0	NEUTRAL	0- 0	0- 0	2- 0				
10- 8	0- 0	0- 0	CONFERENCE	0- 2	2- 1	8- 5				
5- 3	0- 0	0- 0	HOME	0- 1	1- 0	4- 2				
3- 5	0- 0	0- 0	AWAY	0- 1	0- 1	3- 3				
2- 0	0- 0	0- 0	NEUTRAL	0- 0	1- 0	1- 0				

RPI S	Opponent	Score	RPI S	Opponent	Score	RPI S	Opponent	Score	RPI S	Opponent	Score	Team's RPI: 169
5	A Oregon	69 115				81	A UC Davis	57 80	109	A Portland St.	73 68	
						81	H UC Davis	44 63	149	A CSUN	58 68	
									149	H CSUN	65 61	
									149	N CSUN	59 57	
									151	A UC Riverside	72 88	
									151	H UC Riverside	65 66	
									191	A Portland	84 69	
									199	A Hawaii	53 48	
									199	H Hawaii	68 70	
									203	H UNLV	57 55	
									205	H San Diego St.	70 78	
									230	N Indiana St.	77 61	
									262	A Cal St. Fullerton	58 67	
									262	H Cal St. Fullerton	65 61	
									266	H CSU Bakersfield	85 78	
									271	H Southern Utah	75 58	
									272	A Long Beach St.	48 46	
									272	H Long Beach St.	65 60	
									289	A UC Santa Barbara	52 71	
									289	H UC Santa Barbara	74 68	
									289	N UC Santa Barbara	53 46	
									297	A San Jose St.	74 66	
									316	A Cal Poly	75 59	
									316	H Cal Poly	73 57	
									337	H Seattle U	65 60	
									351	N LIU Brooklyn	84 71	
LAST 12 Division I GAMES:												
289	N	UC Santa Barbara	53	46	151	H	UC Riverside	65	66			
149	N	CSUN	59	57	199	A	Hawaii	53	48			
272	H	Long Beach St.	65	60	289	A	UC Santa Barbara	52	71			
149	A	CSUN	58	68	272	A	Long Beach St.	48	46			
81	H	UC Davis	44	63	262	H	Cal St. Fullerton	65	61			
262	A	Cal St. Fullerton	58	67	199	H	Hawaii	68	70			

Non-Div I Games: LIFE Pacific 105 31

UC Irvine

■ Loss, 
 ■ Non-Conf, S Site, 
 ■ Home 
 ■ Away 
 N Neutral



Overall				Through Games Of March 10, 1915						
Average RPI Win:	237	WON-LOST	WINNING	LAST 10	STRENGTH OF	OPP. STRENGTH	TEAM	ADJ.	CONF.	ADJ CONF.
Average RPI Loss:	144	RECORD	PCT. RANK	GAMES	SCHEDULE	OF SCHEDULE	RPI	RPI	RPI	RPI
DIV. I ONLY	17- 14	146	1- 0	187	216	151	151	20	20	
DIV. I NON-CONF.	6- 8	199	0- 0	120	162	152	152	20	20	
-----										
TOTALS	RPI 1-25	RPI 26-50		W-L RECORDS		RPI 51-100	RPI 101-150	RPI 150+		
17- 14	0- 2	0- 1		OVERALL		0- 3	2- 2	15- 6		
8- 3	0- 0	0- 0		HOME		0- 1	2- 0	6- 2		
7- 8	0- 0	0- 1		AWAY		0- 2	0- 2	7- 3		
2- 3	0- 2	0- 0		NEUTRAL		0- 0	0- 0	2- 1		
6- 8	0- 2	0- 1		NON-CONFERENCE		0- 1	1- 1	5- 3		
3- 0	0- 0	0- 0		HOME		0- 0	1- 0	2- 0		
2- 5	0- 0	0- 1		AWAY		0- 1	0- 1	2- 2		
1- 3	0- 2	0- 0		NEUTRAL		0- 0	0- 0	1- 1		
11- 6	0- 0	0- 0		CONFERENCE		0- 2	1- 1	10- 3		
5- 3	0- 0	0- 0		HOME		0- 1	1- 0	4- 2		
5- 3	0- 0	0- 0		AWAY		0- 1	0- 1	5- 1		
1- 0	0- 0	0- 0		NEUTRAL		0- 0	0- 0	1- 0		

RPI 1-25			
RPI	S	Opponent	Score
5	N	Oregon	44 94
17	N	Texas A&M	63 70

RPI 26-50			
RPI	S	Opponent	Score
26	A	BYU	70 72

RPI 51-100			
RPI	S	Opponent	Score
52	A	Southern California	55 73
81	A	UC Davis	59 72
81	H	UC Davis	59 67

RPI 101+				
RPI	S	Opponent	Team's RPI:	Score
138	H	New Mexico St.	65	64
143	A	Oklahoma St.	51	76
149	A	CSUN	56	69
149	H	CSUN	63	51
169	A	UC Irvine	66	65
169	H	UC Irvine	88	72
176	H	Coastal Caro.	62	43
184	N	Eastern Wash.	57	45
198	N	Milwaukee	54	56
199	A	Hawaii	60	55
199	H	Hawaii	44	51
212	A	California Baptist	57	65
262	A	Cal St. Fullerton	75	67
262	H	Cal St. Fullerton	62	59
266	A	CSU Bakersfield	79	67
271	H	Southern Utah	56	50
272	A	Long Beach St.	73	59
272	H	Long Beach St.	45	63
272	N	Long Beach St.	67	50
289	A	UC Santa Barbara	44	61
289	H	UC Santa Barbara	73	60
292	A	Utah Valley	53	56
313	A	Weber St.	71	39
316	A	Cal Poly	75	68
316	H	Cal Poly	80	66

LAST 12 Division I GAMES:			
272	N	Long Beach St.	67 50
271	H	Southern Utah	56 50
262	A	Cal St. Fullerton	75 67
199	H	Hawaii	44 51
289	A	UC Santa Barbara	44 61
149	H	CSUN	63 51
169	A	UC Irvine	66 65
316	A	Cal Poly	75 68
316	H	Cal Poly	80 66
81	A	UC Davis	59 72
262	H	Cal St. Fullerton	62 59
289	H	UC Santa Barbara	73 60

Non-Div I Games:

UC Riverside

Loss, Non-Conf, S Site, H Home A Away N Neutral

Average RPI Win:	<b>227</b>	WON-LOST	WINNING	LAST 10	STRENGTH OF	OPP. STRENGTH	TEAM	ADJ.	CONF.	ADJ CONF.
Average RPI Loss:	<b>171</b>	RECORD	PCT. RANK	GAMES	SCHEDULE	OF SCHEDULE	RPI	RPI	RPI	RPI
DIV. I ONLY	<b>8- 22</b>	<b>290</b>	<b>0- 1</b>	<b>171</b>	<b>252</b>	<b>289</b>	<b>289</b>	<b>20</b>	<b>20</b>	
DIV. I NON-CONF.	<b>3- 10</b>	<b>278</b>	<b>0- 0</b>	<b>152</b>	<b>244</b>	<b>273</b>	<b>273</b>	<b>20</b>	<b>20</b>	
TOTALS	RPI 1-25	RPI 26-50	W-L RECORDS	RPI 51-100	RPI 101-150	RPI 150+				
8- 22	0- 0	0- 2	OVERALL	0- 4	1- 3	7- 13				
6- 8	0- 0	0- 1	HOME	0- 1	1- 2	5- 4				
1- 13	0- 0	0- 1	AWAY	0- 3	0- 1	1- 8				
1- 1	0- 0	0- 0	NEUTRAL	0- 0	0- 0	1- 1				
3- 10	0- 0	0- 2	NON-CONFERENCE	0- 2	0- 2	3- 4				
1- 5	0- 0	0- 1	HOME	0- 0	0- 2	1- 2				
1- 5	0- 0	0- 1	AWAY	0- 2	0- 0	1- 2				
1- 0	0- 0	0- 0	NEUTRAL	0- 0	0- 0	1- 0				
5- 12	0- 0	0- 0	CONFERENCE	0- 2	1- 1	4- 9				
5- 3	0- 0	0- 0	HOME	0- 1	1- 0	4- 2				
0- 8	0- 0	0- 0	AWAY	0- 1	0- 1	0- 6				
0- 1	0- 0	0- 0	NEUTRAL	0- 0	0- 0	0- 1				

RPI S	Opponent	Score	RPI S	Opponent	Score	RPI S	Opponent	Score	RPI S	Opponent	Score	Team's RPI: 289
41	A California	45 69	52	A Southern California	39 82	106	H Loyola Marymount	57 70				
50	H Saint Mary's (CA)	55 80	81	A UC Davis	44 80	138	H New Mexico St.	73 81				
			81	H UC Davis	44 70	149	A CSUN	65 73				
			99	A Pacific	53 69	149	H CSUN	61 60				
						151	A UC Riverside	60 73				
						151	H UC Riverside	61 44				
						169	A UC Irvine	68 74				
						169	H UC Irvine	71 52				
						169	N UC Irvine	46 53				
						199	A Hawaii	49 72				
						199	H Hawaii	35 47				
						203	A UNLV	51 69				
						205	A San Diego St.	63 58				
						209	N Dartmouth	62 56				
						212	H California Baptist	64 76				
						262	A Cal St. Fullerton	62 74				
						262	H Cal St. Fullerton	52 59				
						266	H CSU Bakersfield	48 56				
						272	A Long Beach St.	53 62				
						272	H Long Beach St.	60 54				
						292	A Utah Valley	54 63				
						316	A Cal Poly	67 75				
						316	H Cal Poly	44 42				
						341	H Grand Canyon	66 55				
LAST 12 Division I GAMES:												
169	N UC Irvine	46 53	262	A Cal St. Fullerton	62 74							
209	N Dartmouth	62 56	169	H UC Irvine	71 52							
81	A UC Davis	44 80	199	A Hawaii	49 72							
151	H UC Riverside	61 44	149	H CSUN	61 60							
316	H Cal Poly	44 42	81	H UC Davis	44 70							
272	A Long Beach St.	53 62	151	A UC Riverside	60 73							

Non-Div I Games:

UC Santa Barbara

■ Loss, 
■ Non-Conf, 
■ S Site, 
■ H Home 
■ A Away 
N Neutral

Through Games Of March 18, 1913										
Average RPI Win:	151	WON-LOST	WINNING	LAST 10	STRENGTH OF	OPP. STRENGTH	TEAM	ADJ.	CONF.	ADJ CONF.
Average RPI Loss:	37	RECORD	PCT. RANK	GAMES	SCHEDULE	OF SCHEDULE	RPI	RPI	RPI	RPI
DIV. I ONLY	26- 6	21	2- 0	40	79	15	15	9	9	
DIV. I NON-CONF.	11- 2	32	0- 0	41	42	13	13	8	8	
-----										
TOTALS	RPI 1-25	RPI 26-50		W-L RECORDS		RPI 51-100	RPI 101-150	RPI 150+		
26- 6	0- 4	1- 1		OVERALL		4- 0	8- 0	13- 1		
11- 1	0- 1	0- 0		HOME		3- 0	2- 0	6- 0		
12- 3	0- 1	1- 1		AWAY		0- 0	6- 0	5- 1		
3- 2	0- 2	0- 0		NEUTRAL		1- 0	0- 0	2- 0		
11- 2	0- 1	1- 1		NON-CONFERENCE		2- 0	4- 0	4- 0		
4- 0	0- 0	0- 0		HOME		2- 0	0- 0	2- 0		
6- 1	0- 0	1- 1		AWAY		0- 0	4- 0	1- 0		
1- 1	0- 1	0- 0		NEUTRAL		0- 0	0- 0	1- 0		
15- 4	0- 3	0- 0		CONFERENCE		2- 0	4- 0	9- 1		
7- 1	0- 1	0- 0		HOME		1- 0	2- 0	4- 0		
6- 2	0- 1	0- 0		AWAY		0- 0	2- 0	4- 1		
2- 1	0- 1	0- 0		NEUTRAL		1- 0	0- 0	1- 0		

RPI 1-25				Team's RPI: 15		RPI 26-50				RPI 51-100				RPI 101+			
RPI	S	Opponent	Score	RPI	S	Opponent	Score	RPI	S	Opponent	Score	RPI	S	Opponent	Score		
6	A	UConn	57 93	28	A	Central Mich.	68 75	55	H	Villanova	71 56	110	A	Houston	59 50		
6	H	UConn	41 78	39	A	Quinnipiac	47 45	75	H	Cincinnati	56 55	110	H	Houston	58 56		
6	N	UConn	45 66					75	N	Cincinnati	66 58	115	A	South Fla.	62 49		
10	N	Syracuse	52 57					99	H	Pacific	64 57	115	H	South Fla.	66 63		
												126	A	Delaware	71 60		
												127	A	Pittsburgh	61 58		
												131	A	Mercer	76 42		
												135	A	Duquesne	71 63		
												157	H	Tulsa	60 44		
												157	N	Tulsa	66 54		
												165	H	Temple	62 54		
												167	A	Tulane	59 61		
												167	H	Tulane	52 42		
												168	H	Chattanooga	75 37		
												185	N	Liberty	53 45		
												190	A	East Carolina	61 58		
												208	A	Stetson	78 55		
												229	A	SMU	66 54		
												229	H	SMU	55 43		
												232	A	Memphis	68 55		
												257	A	Wichita St.	57 49		
												270	H	Richmond	70 48		
LAST 12 Division I GAMES:																	
157	N	Tulsa	66 54	257	A	Wichita St.	57 49	6	H	UConn	41 78						
75	N	Cincinnati	66 58	167	A	Tulane	59 61	229	A	SMU	66 54						
6	N	UConn	45 66	115	H	South Fla.	66 63	110	H	Houston	58 56						
110	A	Houston	59 50														
167	H	Tulane	52 42														
165	H	Temple	62 54														

Non-Div I Games:

UCF

■ Loss, 
 ■ Non-Conf, 
 ■ S Site, 
 ■ Home 
 ■ Away 
 N Neutral

Average RPI Win: <b>115</b>	WON-LOST	WINNING	LAST 10	STRENGTH OF	OPP. STRENGTH	TEAM	ADJ.	CONF.	ADJ CONF.
Average RPI Loss: <b>37</b>	RECORD	PCT. RANK	GAMES	SCHEDULE	OF SCHEDULE	RPI	RPI	RPI	RPI
DIV. I ONLY	<b>20- 12</b>	<b>104</b>	<b>1- 1</b>	<b>12</b>	<b>18</b>	<b>34</b>	<b>34</b>	<b>2</b>	<b>2</b>
DIV. I NON-CONF.	<b>7- 5</b>	<b>132</b>	<b>0- 0</b>	<b>107</b>	<b>34</b>	<b>128</b>	<b>128</b>	<b>2</b>	<b>2</b>
TOTALS	RPI 1-25	RPI 26-50	W-L RECORDS	RPI 51-100	RPI 101-150	RPI 150+			
20- 12	3- 7	3- 2	OVERALL	4- 1	5- 2	5- 0			
11- 5	0- 3	2- 1	HOME	1- 1	5- 0	3- 0			
8- 3	2- 2	1- 0	AWAY	3- 0	0- 1	2- 0			
1- 4	1- 2	0- 1	NEUTRAL	0- 0	0- 1	0- 0			
7- 5	0- 1	1- 2	NON-CONFERENCE	0- 0	4- 2	2- 0			
6- 1	0- 0	1- 1	HOME	0- 0	4- 0	1- 0			
1- 1	0- 0	0- 0	AWAY	0- 0	0- 1	1- 0			
0- 3	0- 1	0- 1	NEUTRAL	0- 0	0- 1	0- 0			
13- 7	3- 6	2- 0	CONFERENCE	4- 1	1- 0	3- 0			
5- 4	0- 3	1- 0	HOME	1- 1	1- 0	2- 0			
7- 2	2- 2	1- 0	AWAY	3- 0	0- 0	1- 0			
1- 1	1- 1	0- 0	NEUTRAL	0- 0	0- 0	0- 0			

RPI S Opponent	Score	RPI S Opponent	Score	Team's RPI: 34	RPI S Opponent	Score	RPI S Opponent	Score
4 <b>A</b> Stanford	80 <b>86</b>	35 <b>H</b> Rice	59 50		52 <b>A</b> Southern California	72 65	106 <b>A</b> Loyola Marymount	63 <b>69</b>
4 <b>H</b> Stanford	51 <b>65</b>	37 <b>N</b> North Carolina	49 <b>83</b>		52 <b>H</b> Southern California	67 <b>72</b>	112 <b>H</b> Georgia	80 69
5 <b>A</b> Oregon	74 69	41 <b>A</b> California	84 79		79 <b>A</b> Arizona	98 93	115 <b>N</b> South Fla.	56 <b>60</b>
5 <b>H</b> Oregon	52 <b>72</b>	41 <b>H</b> California	80 74		92 <b>A</b> Utah	100 90	120 <b>H</b> Fresno St.	89 80
5 <b>N</b> Oregon	83 <b>88</b>	47 <b>H</b> Indiana	65 <b>67</b>		92 <b>H</b> Utah	76 60	134 <b>H</b> Washington	76 60
22 <b>N</b> Kentucky	74 <b>75</b>						141 <b>H</b> Seton Hall	78 62
23 <b>A</b> Arizona St.	61 59						143 <b>H</b> Oklahoma St.	71 59
23 <b>N</b> Arizona St.	73 69						160 <b>H</b> Washington St.	83 56
24 <b>A</b> Oregon St.	72 <b>75</b>						175 <b>A</b> Colorado	64 60
24 <b>H</b> Oregon St.	73 <b>83</b>						175 <b>H</b> Colorado	84 50
							316 <b>H</b> Cal Poly	81 35
							339 <b>A</b> UIC	78 47
LAST 12 Division I GAMES:								
23 <b>N</b> Arizona St.	73 69	41 <b>H</b> California	80 74					
5 <b>N</b> Oregon	83 <b>88</b>	4 <b>H</b> Stanford	51 <b>65</b>					
175 <b>H</b> Colorado	84 50	92 <b>A</b> Utah	100 90					
92 <b>H</b> Utah	76 60	175 <b>A</b> Colorado	64 60					
24 <b>A</b> Oregon St.	72 <b>75</b>	134 <b>H</b> Washington	76 60					
5 <b>A</b> Oregon	74 69	160 <b>H</b> Washington St.	83 56					

Non-Div I Games:

UCLA

Average RPI Win:	123	WON-LOST	WINNING	LAST 10	STRENGTH OF	OPP. STRENGTH	TEAM	ADJ.	CONF.	ADJ CONF.
Average RPI Loss:	3	RECORD	PCT. RANK	GAMES	SCHEDULE	OF SCHEDULE	RPI	RPI	RPI	RPI
DIV. I ONLY	31- 2	2	1- 0	31	36	6	6	9	9	
DIV. I NON-CONF.	12- 2	31	0- 0	34	1	8	8	8	8	
TOTALS	RPI 1-25	RPI 26-50	W-L RECORDS	RPI 51-100	RPI 101-150	RPI 150+				
31- 2	6- 2	1- 0	OVERALL	4- 0	7- 0	13- 0				
12- 0	3- 0	0- 0	HOME	2- 0	3- 0	4- 0				
12- 2	2- 2	1- 0	AWAY	1- 0	2- 0	6- 0				
7- 0	1- 0	0- 0	NEUTRAL	1- 0	2- 0	3- 0				
12- 2	3- 2	1- 0	NON-CONFERENCE	2- 0	2- 0	4- 0				
4- 0	2- 0	0- 0	HOME	1- 0	1- 0	0- 0				
4- 2	1- 2	1- 0	AWAY	0- 0	0- 0	2- 0				
4- 0	0- 0	0- 0	NEUTRAL	1- 0	1- 0	2- 0				
19- 0	3- 0	0- 0	CONFERENCE	2- 0	5- 0	9- 0				
8- 0	1- 0	0- 0	HOME	1- 0	2- 0	4- 0				
8- 0	1- 0	0- 0	AWAY	1- 0	2- 0	4- 0				
3- 0	1- 0	0- 0	NEUTRAL	0- 0	1- 0	1- 0				

RPI	S	Opponent	Score	RPI	S	Opponent	Score	RPI	S	Opponent	Score	RPI	S	Opponent	Score
1	A	Notre Dame	89 71	41	A	California	76 66	75	A	Cincinnati	65 55	110	A	Houston	81 61
2	A	Baylor	57 68					75	H	Cincinnati	82 38	110	H	Houston	83 61
3	A	Louisville	69 78					89	N	Purdue	86 40	115	A	South Fla.	57 47
15	A	UCF	78 41					100	H	Ohio St.	85 53	115	H	South Fla.	63 46
15	H	UCF	93 57									115	N	South Fla.	81 45
15	N	UCF	66 45									116	N	St. John's (NY)	65 55
19	H	South Carolina	97 79									141	H	Seton Hall	99 61
20	H	DePaul	99 63									155	A	Oklahoma	72 63
												157	A	Tulsa	68 49
												165	A	Temple	88 67
												165	H	Temple	109 74
												167	A	Tulane	75 33
												183	A	Saint Louis	98 42
												190	H	East Carolina	118 55
												190	N	East Carolina	92 65
												206	N	Vanderbilt	80 42
												229	H	SMU	79 39
												232	H	Memphis	102 45
												239	N	Ole Miss	90 50
												257	A	Wichita St.	84 47
LAST 12 Division I GAMES:															
190	N	East Carolina	92 65	157	A	Tulsa	68 49								
115	N	South Fla.	81 45	232	H	Memphis	102 45								
15	N	UCF	66 45	15	A	UCF	78 41								
115	A	South Fla.	57 47	19	H	South Carolina	97 79								
110	H	Houston	83 61	165	H	Temple	109 74								
257	A	Wichita St.	84 47	190	H	East Carolina	118 55								

Non-Div I Games:

UConn

■ Loss, 
 ■ Non-Conf, S Site, 
 ■ Home 
 ■ Away 
 N Neutral

Average RPI Win:	317	WON-LOST	WINNING	LAST 10	STRENGTH OF	OPP. STRENGTH	TEAM	ADJ.	CONF.	ADJ CONF.
Average RPI Loss:	177	RECORD	PCT. RANK	GAMES	SCHEDULE	OF SCHEDULE	RPI	RPI	RPI	RPI
DIV. I ONLY	3- 26	345	0- 1	284	213	339	339	21	21	
DIV. I NON-CONF.	2- 9	297	0- 0	247	200	310	310	19	19	
TOTALS	RPI 1-25	RPI 26-50	W-L RECORDS	RPI 51-100	RPI 101-150	RPI 150+				
3- 26	0- 1	0- 2	OVERALL	0- 4	0- 5	3- 14				
2- 11	0- 0	0- 2	HOME	0- 2	0- 2	2- 5				
1- 13	0- 1	0- 0	AWAY	0- 2	0- 3	1- 7				
0- 2	0- 0	0- 0	NEUTRAL	0- 0	0- 0	0- 2				
2- 9	0- 1	0- 2	NON-CONFERENCE	0- 0	0- 1	2- 5				
1- 3	0- 0	0- 2	HOME	0- 0	0- 0	1- 1				
1- 4	0- 1	0- 0	AWAY	0- 0	0- 1	1- 2				
0- 2	0- 0	0- 0	NEUTRAL	0- 0	0- 0	0- 2				
1- 17	0- 0	0- 0	CONFERENCE	0- 4	0- 4	1- 9				
1- 8	0- 0	0- 0	HOME	0- 2	0- 2	1- 4				
0- 9	0- 0	0- 0	AWAY	0- 2	0- 2	0- 5				
0- 0	0- 0	0- 0	NEUTRAL	0- 0	0- 0	0- 0				

RPI 1-25				RPI 26-50				RPI 51-100				RPI 101+ Team's RPI: 339			
RPI	S	Opponent	Score	RPI	S	Opponent	Score	RPI	S	Opponent	Score	RPI	S	Opponent	Score
12	A	Marquette	32 96	34	H	UCLA	47 78	56	A	Wright St.	47 72	117	A	Northwestern	44 87
				44	H	Miami (OH)	56 65	56	H	Wright St.	46 79	122	A	Youngstown St.	29 81
								67	A	Green Bay	32 62	122	H	Youngstown St.	59 83
								67	H	Green Bay	53 77	132	A	IUPUI	43 71
												132	H	IUPUI	44 73
												195	A	Eastern Mich.	38 52
												198	A	Milwaukee	53 72
												198	H	Milwaukee	37 48
												230	A	Indiana St.	53 60
												244	A	Northern Ky.	44 78
												244	H	Northern Ky.	49 67
												249	N	Jackson St.	57 72
												253	H	Loyola Chicago	60 75
												281	A	Cleveland St.	53 71
												281	H	Cleveland St.	48 74
												282	N	Fairfield	60 68
												309	A	Oakland	57 74
												309	H	Oakland	69 65
												311	H	Valparaiso	75 65
												331	A	Evansville	62 54
												336	A	Detroit Mercy	45 62
												336	H	Detroit Mercy	36 42
LAST 12 Division I GAMES:															
				67	H	Green Bay	53 77	281	H	Cleveland St.	48 74				
				198	H	Milwaukee	37 48	244	A	Northern Ky.	44 78				
				132	H	IUPUI	44 73	56	A	Wright St.	47 72				
				309	A	Oakland	57 74	198	A	Milwaukee	53 72				
				336	A	Detroit Mercy	45 62	67	A	Green Bay	32 62				
				122	H	Youngstown St.	59 83	132	A	IUPUI	43 71				

Non-Div I Games:

UIC

■ Loss, 
 ■ Non-Conf, 
 S Site, 
 ■ Home 
 ■ Away 
 N Neutral

Average RPI Win:	298	WON-LOST	WINNING	LAST 10	STRENGTH OF	OPP. STRENGTH	TEAM	ADJ.	CONF.	ADJ CONF.
Average RPI Loss:	177	RECORD	PCT. RANK	GAMES	SCHEDULE	OF SCHEDULE	RPI	RPI	RPI	RPI
DIV. I ONLY	7- 20	295	0- 1	275	260	304	304	23	23	
DIV. I NON-CONF.	4- 6	212	0- 0	274	263	258	258	25	25	
TOTALS	RPI 1-25	RPI 26-50	W-L RECORDS	RPI 51-100	RPI 101-150	RPI 150+				
7- 20	0- 1	0- 0	OVERALL	0- 3	0- 6	7- 10				
2- 10	0- 0	0- 0	HOME	0- 1	0- 3	2- 6				
3- 10	0- 1	0- 0	AWAY	0- 2	0- 3	3- 4				
2- 0	0- 0	0- 0	NEUTRAL	0- 0	0- 0	2- 0				
4- 6	0- 1	0- 0	NON-CONFERENCE	0- 1	0- 1	4- 3				
0- 4	0- 0	0- 0	HOME	0- 0	0- 1	0- 3				
2- 2	0- 1	0- 0	AWAY	0- 1	0- 0	2- 0				
2- 0	0- 0	0- 0	NEUTRAL	0- 0	0- 0	2- 0				
3- 14	0- 0	0- 0	CONFERENCE	0- 2	0- 5	3- 7				
2- 6	0- 0	0- 0	HOME	0- 1	0- 2	2- 3				
1- 8	0- 0	0- 0	AWAY	0- 1	0- 3	1- 4				
0- 0	0- 0	0- 0	NEUTRAL	0- 0	0- 0	0- 0				

RPI 1-25				RPI 26-50				RPI 51-100				RPI 101+ Team's RPI: 304			
RPI	S	Opponent	Score	RPI	S	Opponent	Score	RPI	S	Opponent	Score	RPI	S	Opponent	Score
14	A	Maryland	61 92					60	A	Maine	44 84	104	A	Hartford	47 92
								60	H	Maine	45 58	104	A	Hartford	48 65
								76	A	American	42 64	104	H	Hartford	52 66
												124	H	Towson	62 71
												137	A	Stony Brook	44 57
												137	H	Stony Brook	59 70
												202	H	UMES	67 73
												223	H	Mt. St. Mary's	52 65
												234	A	Albany (NY)	44 64
												234	H	Albany (NY)	69 60
												246	H	Hofstra	42 45
												251	A	Binghamton	45 67
												251	H	Binghamton	46 58
												278	A	Vermont	50 58
												278	H	Vermont	44 58
												291	N	Kennesaw St.	57 53
												302	N	UTSA	72 58
												310	A	Morgan St.	73 68
												314	A	Coppin St.	57 52
												317	A	New Hampshire	55 47
												317	H	New Hampshire	64 62
												327	A	UMass Lowell	41 62
												327	H	UMass Lowell	55 67
LAST 12 Division I GAMES:															
104	A	Hartford	48 65	251	H	Binghamton	46 58								
317	A	New Hampshire	55 47	60	H	Maine	45 58								
137	H	Stony Brook	59 70	104	A	Hartford	47 92								
234	H	Albany (NY)	69 60	137	A	Stony Brook	44 57								
278	A	Vermont	50 58	317	H	New Hampshire	64 62								
327	A	UMass Lowell	41 62	278	H	Vermont	44 58								

Non-Div I Games: Notre Dame (MD) 81 43 Eastern 81 42 Gettysburg 65 51

UMBC

Loss, Non-Conf, S Site, H Home A Away N Neutral

UMES				STRENGTH OF SCHEDULE	OPP. STRENGTH OF SCHEDULE	TEAM RPI	ADJ. RPI	CONF. RPI	ADJ CONF. RPI
Average RPI Win:	293	WON-LOST RECORD	WINNING PCT. RANK						
Average RPI Loss:	180		LAST 10 GAMES						
DIV. I ONLY	15- 13	148	1- 0	316	312	202	202	32	32
DIV. I NON-CONF.	2- 9	297	0- 0	233	61	259	259	32	32
-----									
TOTALS	RPI 1-25	RPI 26-50	W-L RECORDS	RPI 51-100	RPI 101-150	RPI 150+			
15- 13	0- 2	0- 1	OVERALL	0- 1	0- 1	15- 8			
6- 3	0- 0	0- 1	HOME	0- 0	0- 0	6- 2			
8- 10	0- 2	0- 0	AWAY	0- 1	0- 1	8- 6			
1- 0	0- 0	0- 0	NEUTRAL	0- 0	0- 0	1- 0			
2- 9	0- 2	0- 1	NON-CONFERENCE	0- 1	0- 1	2- 4			
0- 1	0- 0	0- 1	HOME	0- 0	0- 0	0- 0			
2- 8	0- 2	0- 0	AWAY	0- 1	0- 1	2- 4			
0- 0	0- 0	0- 0	NEUTRAL	0- 0	0- 0	0- 0			
13- 4	0- 0	0- 0	CONFERENCE	0- 0	0- 0	13- 4			
6- 2	0- 0	0- 0	HOME	0- 0	0- 0	6- 2			
6- 2	0- 0	0- 0	AWAY	0- 0	0- 0	6- 2			
1- 0	0- 0	0- 0	NEUTRAL	0- 0	0- 0	1- 0			

RPI 1-25				RPI 26-50				RPI 51-100				RPI 101+ Team's RPI: 202			
RPI	S	Opponent	Score	RPI	S	Opponent	Score	RPI	S	Opponent	Score	RPI	S	Opponent	Score
10	A	Syracuse	51 96	36	H	Buffalo	63 69	69	A	Georgetown	55 74	148	A	Wake Forest	67 78
18	A	Miami (FL)	53 71									190	A	East Carolina	69 84
												196	A	N.C. A&T	58 70
												196	H	N.C. A&T	49 51
												220	A	Bethune-Cookman	64 52
												222	A	Howard	80 73
												222	H	Howard	80 72
												223	A	Mt. St. Mary's	86 73
												225	A	George Mason	49 70
												270	A	Richmond	55 57
												276	A	Norfolk St.	59 43
												300	H	South Carolina St.	63 43
												300	N	South Carolina St.	57 34
												304	A	UMBC	73 67
												310	A	Morgan St.	73 68
												310	H	Morgan St.	53 57
												314	H	Coppin St.	74 54
												334	A	N.C. Central	69 61
												334	H	N.C. Central	59 49
												338	A	Longwood	71 83
												340	A	Delaware St.	62 65
												340	H	Delaware St.	69 58
												345	H	Savannah St.	78 46
												346	A	Florida A&M	68 36
LAST 12 Division I GAMES:															
300	N	South Carolina St.	57 34	334	A	N.C. Central	69 61								
340	H	Delaware St.	69 58	345	H	Savannah St.	78 46								
310	H	Morgan St.	53 57	300	H	South Carolina St.	63 43								
340	A	Delaware St.	62 65	222	A	Howard	80 73								
314	H	Coppin St.	74 54	276	A	Norfolk St.	59 43								
196	A	N.C. A&T	58 70	220	A	Bethune-Cookman	64 52								

Non-Div I Games: Regent 72 16 Cheyney 88 39

UMES

■ Loss, 
 ■ Non-Conf, 
 ■ S Site, 
 ■ Home 
 ■ A Away 
 N Neutral



Average RPI Win:	295	WON-LOST	WINNING	LAST 10	STRENGTH OF	OPP. STRENGTH	TEAM	ADJ.	CONF.	ADJ CONF.
Average RPI Loss:	170	RECORD	PCT. RANK	GAMES	SCHEDULE	OF SCHEDULE	RPI	RPI	RPI	RPI
DIV. I ONLY	14- 14	170	1- 0	295	315	231	231	30	30	
DIV. I NON-CONF.	4- 7	228	0- 0	172	209	206	206	30	30	
TOTALS	RPI 1-25	RPI 26-50	W-L RECORDS	RPI 51-100	RPI 101-150	RPI 150+				
14- 14	0- 0	0- 2	OVERALL	0- 0	0- 3	14- 9				
6- 6	0- 0	0- 0	HOME	0- 0	0- 2	6- 4				
7- 8	0- 0	0- 2	AWAY	0- 0	0- 1	7- 5				
1- 0	0- 0	0- 0	NEUTRAL	0- 0	0- 0	1- 0				
4- 7	0- 0	0- 2	NON-CONFERENCE	0- 0	0- 1	4- 4				
2- 2	0- 0	0- 0	HOME	0- 0	0- 1	2- 1				
2- 5	0- 0	0- 2	AWAY	0- 0	0- 0	2- 3				
0- 0	0- 0	0- 0	NEUTRAL	0- 0	0- 0	0- 0				
10- 7	0- 0	0- 0	CONFERENCE	0- 0	0- 2	10- 5				
4- 4	0- 0	0- 0	HOME	0- 0	0- 1	4- 3				
5- 3	0- 0	0- 0	AWAY	0- 0	0- 1	5- 2				
1- 0	0- 0	0- 0	NEUTRAL	0- 0	0- 0	1- 0				

RPI S	Opponent	Score	RPI S	Opponent	Score	RPI S	Opponent	Score	RPI S	Opponent	Score	Team's RPI: 231
31	A Missouri	59 66	32	A Kansas St.	50 61				138	A New Mexico St.	61 68	
									138	H New Mexico St.	86 90	
									140	H Illinois St.	55 62	
									154	A Kansas	55 67	
									159	A Oral Roberts	64 75	
									166	A Denver	75 92	
									172	H Louisiana Tech	80 70	
									212	A California Baptist	78 74	
									212	H California Baptist	92 95	
									225	H George Mason	84 91	
									228	A UTRGV	64 67	
									228	H UTRGV	56 75	
									238	H SIUE	80 75	
									253	A Loyola Chicago	88 74	
									266	A CSU Bakersfield	71 85	
									266	H CSU Bakersfield	57 67	
									292	A Utah Valley	68 64	
									292	H Utah Valley	97 64	
									292	N Utah Valley	78 75	
									322	A North Dakota St.	69 59	
									337	A Seattle U	86 62	
									337	H Seattle U	83 66	
									341	A Grand Canyon	65 56	
									341	H Grand Canyon	73 45	
									348	A Chicago St.	111 58	
									348	H Chicago St.	100 50	
LAST 12 Division I GAMES:												
292	N Utah Valley	78 75	266	A CSU Bakersfield	71 85							
348	H Chicago St.	100 50	341	A Grand Canyon	65 56							
228	A UTRGV	64 67	212	H California Baptist	92 95							
138	A New Mexico St.	61 68	228	H UTRGV	56 75							
292	H Utah Valley	97 64	138	H New Mexico St.	86 90							
337	H Seattle U	83 66	337	A Seattle U	86 62							

Non-Div I Games: Peru St. 98 62 Mo.-St. Louis 92 63

UMKC

Loss, Non-Conf, S Site, H Home A Away N Neutral

Average RPI Win:	<b>298</b>	WON-LOST	WINNING	LAST 10	STRENGTH OF	OPP. STRENGTH	TEAM	ADJ.	CONF.	ADJ CONF.
Average RPI Loss:	<b>193</b>	RECORD	PCT. RANK	GAMES	SCHEDULE	OF SCHEDULE	RPI	RPI	RPI	RPI
DIV. I ONLY	<b>6- 22</b>	<b>311</b>	<b>0- 1</b>	<b>293</b>	<b>296</b>	<b>327</b>	<b>327</b>	<b>23</b>	<b>23</b>	
DIV. I NON-CONF.	<b>3- 9</b>	<b>271</b>	<b>0- 0</b>	<b>292</b>	<b>340</b>	<b>304</b>	<b>304</b>	<b>25</b>	<b>25</b>	
TOTALS	RPI 1-25	RPI 26-50	W-L RECORDS	RPI 51-100	RPI 101-150	RPI 150+				
6- 22	0- 0	0- 0	OVERALL	0- 3	0- 6	6- 13				
3- 9	0- 0	0- 0	HOME	0- 1	0- 3	3- 5				
3- 13	0- 0	0- 0	AWAY	0- 2	0- 3	3- 8				
0- 0	0- 0	0- 0	NEUTRAL	0- 0	0- 0	0- 0				
3- 9	0- 0	0- 0	NON-CONFERENCE	0- 1	0- 2	3- 6				
1- 3	0- 0	0- 0	HOME	0- 0	0- 1	1- 2				
2- 6	0- 0	0- 0	AWAY	0- 1	0- 1	2- 4				
0- 0	0- 0	0- 0	NEUTRAL	0- 0	0- 0	0- 0				
3- 13	0- 0	0- 0	CONFERENCE	0- 2	0- 4	3- 7				
2- 6	0- 0	0- 0	HOME	0- 1	0- 2	2- 3				
1- 7	0- 0	0- 0	AWAY	0- 1	0- 2	1- 4				
0- 0	0- 0	0- 0	NEUTRAL	0- 0	0- 0	0- 0				

RPI 1-25				RPI 26-50				RPI 51-100				RPI 101+ Team's RPI: 327						
RPI	S	Opponent	Score	RPI	S	Opponent	Score	RPI	S	Opponent	Score	RPI	S	Opponent	Score			
								60	A	Maine	45	79	104	A	Hartford	45	69	
								60	H	Maine	41	60	104	H	Hartford	44	66	
								74	A	Butler	36	89	121	H	Providence	47	71	
													137	A	Stony Brook	56	76	
													137	H	Stony Brook	47	64	
													141	A	Seton Hall	57	90	
													178	A	Holy Cross	54	63	
													197	A	Cornell	54	63	
													204	A	Massachusetts	62	59	
													209	A	Dartmouth	54	70	
													234	A	Albany (NY)	56	63	
													234	H	Albany (NY)	53	56	
													247	H	Colgate	52	61	
													251	A	Binghamton	53	58	
													251	H	Binghamton	50	70	
													278	A	Vermont	42	52	
													278	H	Vermont	54	51	
													294	H	Bryant	57	58	
													304	A	UMBC	67	55	
													304	H	UMBC	62	41	
LAST 12 Division I GAMES:												310	A	Morgan St.	49	61		
				60	H	Maine	41	60	317	A	New Hampshire	46	54	317	A	New Hampshire	46	54
				104	A	Hartford	45	69	278	A	Vermont	42	52	317	H	New Hampshire	53	56
				251	A	Binghamton	53	58	60	A	Maine	45	79	347	H	Saint Peter's	59	57
				304	H	UMBC	62	41	251	H	Binghamton	50	70	351	A	LIU Brooklyn	69	64
				234	H	Albany (NY)	53	56	104	H	Hartford	44	66					
				137	H	Stony Brook	47	64	234	A	Albany (NY)	56	63					

Non-Div I Games: Fisher 79 45

UMass Lowell

Loss, Non-Conf, S Site, H Home A Away N Neutral

## UNC Asheville

Through Games Of March 13, 2019

Average RPI Win:	280	WON-LOST	WINNING	LAST 10	STRENGTH OF	OPP. STRENGTH	TEAM	ADJ.	CONF.	ADJ CONF.
Average RPI Loss:	145	RECORD	PCT. RANK	GAMES	SCHEDULE	OF SCHEDULE	RPI	RPI	RPI	RPI
DIV. I ONLY	15- 13	148	0- 1	238	307	180	180	27	27	
DIV. I NON-CONF.	4- 6	212	0- 0	122	266	188	188	29	29	
TOTALS	RPI 1-25	RPI 26-50	W-L RECORDS	RPI 51-100	RPI 101-150	RPI 150+				
15- 13	0- 0	0- 0	OVERALL	1- 5	0- 3	14- 5				
11- 2	0- 0	0- 0	HOME	1- 1	0- 0	10- 1				
4- 11	0- 0	0- 0	AWAY	0- 4	0- 3	4- 4				
0- 0	0- 0	0- 0	NEUTRAL	0- 0	0- 0	0- 0				
4- 6	0- 0	0- 0	NON-CONFERENCE	0- 2	0- 3	4- 1				
4- 0	0- 0	0- 0	HOME	0- 0	0- 0	4- 0				
0- 6	0- 0	0- 0	AWAY	0- 2	0- 3	0- 1				
0- 0	0- 0	0- 0	NEUTRAL	0- 0	0- 0	0- 0				
11- 7	0- 0	0- 0	CONFERENCE	1- 3	0- 0	10- 4				
7- 2	0- 0	0- 0	HOME	1- 1	0- 0	6- 1				
4- 5	0- 0	0- 0	AWAY	0- 2	0- 0	4- 3				
0- 0	0- 0	0- 0	NEUTRAL	0- 0	0- 0	0- 0				

RPI 1-25				RPI 26-50				RPI 51-100				RPI 101+				Team's RPI: 180	
RPI	S	Opponent	Score	RPI	S	Opponent	Score	RPI	S	Opponent	Score	RPI	S	Opponent	Score		
								57	A	Tennessee	46 73	102	A	Charlotte	53 70		
								68	A	Middle Tenn.	46 67	131	A	Mercer	47 61		
								80	A	Radford	46 60	146	A	Tennessee Tech	53 60		
								80	H	Radford	44 45	153	H	Davidson	69 56		
								95	A	High Point	81 82	192	A	Furman	47 58		
								95	H	High Point	67 56	194	H	Hampton	58 61		
												210	A	Campbell	48 49		
												210	H	Campbell	60 52		
												240	A	Gardner-Webb	59 69		
												241	H	ETSU	56 55		
												254	H	Wofford	60 46		
												293	A	Charleston So.	59 70		
												293	H	Charleston So.	62 45		
												306	A	Winthrop	55 43		
												306	H	Winthrop	70 36		
												321	A	Presbyterian	52 43		
												321	H	Presbyterian	51 45		
												338	A	Longwood	68 57		
												338	H	Longwood	80 55		
												342	H	Western Caro.	74 49		
												343	A	USC Upstate	93 86		
												343	H	USC Upstate	56 53		
LAST 12 Division I GAMES:																	
				95	A	High Point	81 82	321	H	Presbyterian	51 45						
				293	H	Charleston So.	62 45	210	A	Campbell	48 49						
				80	H	Radford	44 45	293	A	Charleston So.	59 70						
				343	H	USC Upstate	56 53	306	H	Winthrop	70 36						
				338	A	Longwood	68 57	321	A	Presbyterian	52 43						
				306	A	Winthrop	55 43	338	H	Longwood	80 55						

Non-Div I Games: Warren Wilson 92 31

UNC Asheville

Loss, Non-Conf, S Site, H Home A Away N Neutral

Through Games Of March 13, 2019

[illegible]

Loss, Non-Conf, S Site, H Home A Away N Neutral Page 332

Average RPI Win:	226	WON-LOST	WINNING	LAST 10	STRENGTH OF	OPP. STRENGTH	TEAM	ADJ.	CONF.	ADJ CONF.
Average RPI Loss:	86	RECORD	PCT. RANK	GAMES	SCHEDULE	OF SCHEDULE	RPI	RPI	RPI	RPI
DIV. I ONLY	16- 11	124	1- 0	161	124	114	114	10	10	
DIV. I NON-CONF.	5- 4	139	0- 0	284	227	168	168	10	10	
TOTALS	RPI 1-25	RPI 26-50	W-L RECORDS	RPI 51-100	RPI 101-150	RPI 150+				
16- 11	1- 1	0- 2	OVERALL	1- 4	2- 3	12- 1				
11- 1	1- 0	0- 0	HOME	1- 1	2- 0	7- 0				
5- 10	0- 1	0- 2	AWAY	0- 3	0- 3	5- 1				
0- 0	0- 0	0- 0	NEUTRAL	0- 0	0- 0	0- 0				
5- 4	0- 0	0- 2	NON-CONFERENCE	0- 1	0- 1	5- 0				
3- 0	0- 0	0- 0	HOME	0- 0	0- 0	3- 0				
2- 4	0- 0	0- 2	AWAY	0- 1	0- 1	2- 0				
0- 0	0- 0	0- 0	NEUTRAL	0- 0	0- 0	0- 0				
11- 7	1- 1	0- 0	CONFERENCE	1- 3	2- 2	7- 1				
8- 1	1- 0	0- 0	HOME	1- 1	2- 0	4- 0				
3- 6	0- 1	0- 0	AWAY	0- 2	0- 2	3- 1				
0- 0	0- 0	0- 0	NEUTRAL	0- 0	0- 0	0- 0				

RPI 1-25				RPI 26-50				RPI 51-100				RPI 101+ Team's RPI: 114			
RPI	S	Opponent	Score	RPI	S	Opponent	Score	RPI	S	Opponent	Score	RPI	S	Opponent	Score
25	A	James Madison	51 58	33	A	Ohio	72 95	63	A	Drexel	55 67	124	A	Towson	61 82
25	H	James Madison	66 63	37	A	North Carolina	55 82	63	H	Drexel	53 65	124	H	Towson	77 73
								90	A	VCU	47 58	126	A	Delaware	53 65
								98	A	Northeastern	54 83	126	H	Delaware	72 64
								98	H	Northeastern	83 70	127	A	Pittsburgh	56 60
												161	A	William & Mary	64 70
												161	H	William & Mary	66 58
												190	A	East Carolina	71 68
												237	A	Elon	75 70
												237	H	Elon	76 51
												246	A	Hofstra	61 51
												246	H	Hofstra	89 54
												296	A	Col. of Charleston	66 62
												296	H	Col. of Charleston	71 49
												321	H	Presbyterian	63 48
												334	A	N.C. Central	89 82
												338	H	Longwood	35 33
												341	H	Grand Canyon	77 55
LAST 12 Division I GAMES:															
296	A	Col. of Charleston	66 62	124	A	Towson	61 82								
246	A	Hofstra	61 51	161	H	William & Mary	66 58								
98	A	Northeastern	54 83	237	H	Elon	76 51								
126	H	Delaware	72 64	98	H	Northeastern	83 70								
63	H	Drexel	53 65	246	H	Hofstra	89 54								
25	A	James Madison	51 58	63	A	Drexel	55 67								

Non-Div I Games: Fayetteville St. 72 54 Belmont Abbey 74 58

UNCW

Loss, Non-Conf, S Site, H Home A Away N Neutral

Average RPI Win:	224	WON-LOST	WINNING	LAST 10	STRENGTH OF	OPP. STRENGTH	TEAM	ADJ.	CONF.	ADJ CONF.
Average RPI Loss:	60	RECORD	PCT. RANK	GAMES	SCHEDULE	OF SCHEDULE	RPI	RPI	RPI	RPI
DIV. I ONLY	18- 11	106	0- 1	93	128	91	91	13	13	
DIV. I NON-CONF.	6- 5	143	0- 1	61	39	66	66	15	15	
TOTALS	RPI 1-25	RPI 26-50	W-L RECORDS	RPI 51-100	RPI 101-150	RPI 150+				
18- 11	0- 4	0- 2	OVERALL	1- 2	4- 3	13- 0				
10- 3	0- 1	0- 0	HOME	1- 1	2- 1	7- 0				
8- 7	0- 3	0- 1	AWAY	0- 1	2- 2	6- 0				
0- 1	0- 0	0- 1	NEUTRAL	0- 0	0- 0	0- 0				
6- 5	0- 2	0- 2	NON-CONFERENCE	1- 0	2- 1	3- 0				
4- 0	0- 0	0- 0	HOME	1- 0	1- 0	2- 0				
2- 4	0- 2	0- 1	AWAY	0- 0	1- 1	1- 0				
0- 1	0- 0	0- 1	NEUTRAL	0- 0	0- 0	0- 0				
12- 6	0- 2	0- 0	CONFERENCE	0- 2	2- 2	10- 0				
6- 3	0- 1	0- 0	HOME	0- 1	1- 1	5- 0				
6- 3	0- 1	0- 0	AWAY	0- 1	1- 1	5- 0				
0- 0	0- 0	0- 0	NEUTRAL	0- 0	0- 0	0- 0				

RPI 1-25				RPI 26-50				RPI 51-100				Team's RPI: 91	RPI 101+			
RPI	S	Opponent	Score	RPI	S	Opponent	Score	RPI	S	Opponent	Score		RPI	S	Opponent	Score
7	A	Iowa	57 83	32	A	Kansas St.	62 72	70	A	Missouri St.	48 58		123	A	Northern Ill.	59 70
12	A	Marquette	61 102	38	N	Boise St.	60 61	70	H	Missouri St.	58 63		126	H	Delaware	79 67
16	A	Drake	61 76					93	H	Creighton	65 55		132	A	IUPUI	53 40
16	H	Drake	64 88										140	A	Illinois St.	64 66
													140	H	Illinois St.	53 54
													150	A	Bradley	81 78
													150	H	Bradley	61 57
													152	A	Southern Ill.	76 67
													152	H	Southern Ill.	65 53
													224	H	North Dakota	64 60
													230	A	Indiana St.	71 51
													230	H	Indiana St.	71 63
													253	A	Loyola Chicago	71 65
													253	H	Loyola Chicago	64 52
													272	A	Long Beach St.	71 64
													311	A	Valparaiso	64 56
													311	H	Valparaiso	71 52
													326	H	Omaha	79 50
													331	A	Evansville	74 46
													331	H	Evansville	95 46
LAST 12 Division I GAMES:																
123	A	Northern Ill.	59 70	331	H	Evansville	95 46									
12	A	Marquette	61 102	230	H	Indiana St.	71 63									
140	H	Illinois St.	53 54	16	A	Drake	61 76									
150	H	Bradley	61 57	311	A	Valparaiso	64 56									
152	A	Southern Ill.	76 67	253	A	Loyola Chicago	71 65									
70	A	Missouri St.	48 58	70	H	Missouri St.	58 63									

Non-Div I Games: Minnesota St. 73 56

UNI

Loss, Non-Conf, S Site, H Home A Away N Neutral

Average RPI Win: <b>239</b>	WON-LOST	WINNING	LAST 10	STRENGTH OF	OPP. STRENGTH	TEAM	ADJ.	CONF.	ADJ CONF.
Average RPI Loss: <b>114</b>	RECORD	PCT. RANK	GAMES	SCHEDULE	OF SCHEDULE	RPI	RPI	RPI	RPI
DIV. I ONLY	<b>12- 18</b>	<b>226</b>	<b>0- 1</b>	<b>114</b>	<b>139</b>	<b>203</b>	<b>203</b>	<b>15</b>	<b>15</b>
DIV. I NON-CONF.	<b>2- 9</b>	<b>297</b>	<b>0- 0</b>	<b>67</b>	<b>155</b>	<b>269</b>	<b>269</b>	<b>12</b>	<b>12</b>
TOTALS	RPI 1-25	RPI 26-50	W-L RECORDS	RPI 51-100	RPI 101-150	RPI 150+			
12- 18	0- 1	0- 2	OVERALL	1- 7	0- 3	11- 5			
9- 8	0- 1	0- 1	HOME	1- 4	0- 1	8- 1			
3- 10	0- 0	0- 1	AWAY	0- 3	0- 2	3- 4			
0- 0	0- 0	0- 0	NEUTRAL	0- 0	0- 0	0- 0			
2- 9	0- 1	0- 0	NON-CONFERENCE	0- 4	0- 1	2- 3			
2- 5	0- 1	0- 0	HOME	0- 3	0- 0	2- 1			
0- 4	0- 0	0- 0	AWAY	0- 1	0- 1	0- 2			
0- 0	0- 0	0- 0	NEUTRAL	0- 0	0- 0	0- 0			
10- 9	0- 0	0- 2	CONFERENCE	1- 3	0- 2	9- 2			
7- 3	0- 0	0- 1	HOME	1- 1	0- 1	6- 0			
3- 6	0- 0	0- 1	AWAY	0- 2	0- 1	3- 2			
0- 0	0- 0	0- 0	NEUTRAL	0- 0	0- 0	0- 0			

RPI	S	Opponent	Score	RPI	S	Opponent	Score	RPI	S	Opponent	Score	RPI	S	Opponent	Score	Team's RPI: 203
13	H	Gonzaga	59 <b>70</b>	38	A	Boise St.	38 <b>53</b>	52	H	Southern California	72 <b>86</b>	109	A	Portland St.	49 <b>58</b>	
				38	H	Boise St.	57 <b>64</b>	54	A	New Mexico	77 <b>80</b>	120	A	Fresno St.	55 <b>73</b>	
								54	H	New Mexico	66 57	120	H	Fresno St.	55 <b>66</b>	
								56	H	Wright St.	52 <b>68</b>	169	A	UC Irvine	55 <b>57</b>	
								61	A	Wyoming	62 <b>90</b>	182	H	Utah St.	77 56	
								61	H	Wyoming	49 <b>64</b>	199	H	Hawaii	61 <b>66</b>	
								68	H	Middle Tenn.	62 <b>66</b>	205	A	San Diego St.	62 49	
								77	A	Duke	38 <b>66</b>	205	H	San Diego St.	71 57	
												213	H	Florida	56 53	
												245	A	Nevada	62 <b>70</b>	
												245	H	Nevada	67 58	
												279	A	Colorado St.	49 <b>52</b>	
												279	H	Colorado St.	60 45	
												289	H	UC Santa Barbara	69 51	
												297	A	San Jose St.	53 43	
												297	H	San Jose St.	74 70	
												298	A	Air Force	62 47	
												298	H	Air Force	66 56	
												300	A	South Carolina St.	49 <b>58</b>	
LAST 12 Division I GAMES:																
120	H	Fresno St.	55 <b>66</b>	245	H	Nevada	67 58									
300	A	South Carolina St.	49 <b>58</b>	205	A	San Diego St.	62 49									
213	H	Florida	56 53	61	H	Wyoming	49 <b>64</b>									
68	H	Middle Tenn.	62 <b>66</b>	297	H	San Jose St.	74 70									
279	H	Colorado St.	60 45	298	A	Air Force	62 47									
38	A	Boise St.	38 <b>53</b>	120	A	Fresno St.	55 <b>73</b>									

Non-Div I Games:

UNLV

■ Loss, 
 ■ Non-Conf, 
 S Site, 
 ■ Home 
 ■ Away 
 N Neutral

Average RPI Win:	321	WON-LOST	WINNING	LAST 10	STRENGTH OF	OPP. STRENGTH	TEAM	ADJ.	CONF.	ADJ CONF.
Average RPI Loss:	221	RECORD	PCT. RANK	GAMES	SCHEDULE	OF SCHEDULE	RPI	RPI	RPI	RPI
DIV. I ONLY	4- 23	337	0- 1	334	323	343	343	27	27	
DIV. I NON-CONF.	1- 7	319	0- 0	319	329	336	336	29	29	
TOTALS	RPI 1-25	RPI 26-50	W-L RECORDS	RPI 51-100	RPI 101-150	RPI 150+				
4- 23	0- 0	0- 0	OVERALL	0- 5	0- 0	4- 18				
2- 7	0- 0	0- 0	HOME	0- 2	0- 0	2- 5				
2- 16	0- 0	0- 0	AWAY	0- 3	0- 0	2- 13				
0- 0	0- 0	0- 0	NEUTRAL	0- 0	0- 0	0- 0				
1- 7	0- 0	0- 0	NON-CONFERENCE	0- 2	0- 0	1- 5				
0- 0	0- 0	0- 0	HOME	0- 0	0- 0	0- 0				
1- 7	0- 0	0- 0	AWAY	0- 2	0- 0	1- 5				
0- 0	0- 0	0- 0	NEUTRAL	0- 0	0- 0	0- 0				
3- 16	0- 0	0- 0	CONFERENCE	0- 3	0- 0	3- 13				
2- 7	0- 0	0- 0	HOME	0- 2	0- 0	2- 5				
1- 9	0- 0	0- 0	AWAY	0- 1	0- 0	1- 8				
0- 0	0- 0	0- 0	NEUTRAL	0- 0	0- 0	0- 0				

RPI 1-25				RPI 26-50				RPI 51-100				RPI 101+				Team's RPI: 343	
RPI	S	Opponent	Score	RPI	S	Opponent	Score	RPI	S	Opponent	Score	RPI	S	Opponent	Score		
								72	A	Virginia Tech	45 96	180	A	UNC Asheville	53 56		
								80	A	Radford	43 55	180	H	UNC Asheville	86 93		
								80	H	Radford	41 82	190	A	East Carolina	53 63		
								94	A	Nebraska	64 87	192	A	Furman	67 78		
								95	H	High Point	61 87	194	A	Hampton	43 67		
												210	A	Campbell	41 61		
												210	H	Campbell	49 59		
												240	A	Gardner-Webb	72 92		
												240	H	Gardner-Webb	67 75		
												293	A	Charleston So.	52 67		
												293	A	Charleston So.	62 74		
												293	H	Charleston So.	75 78		
												300	A	South Carolina St.	66 71		
												306	A	Winthrop	76 50		
												306	H	Winthrop	58 49		
												321	A	Presbyterian	54 70		
												321	H	Presbyterian	58 66		
												326	A	Omaha	69 96		
												334	A	N.C. Central	82 63		
												338	A	Longwood	58 80		
												338	H	Longwood	72 67		
												342	A	Western Caro.	64 68		
LAST 12 Division I GAMES:																	
293	A	Charleston So.	52 67	321	H	Presbyterian	58 66										
240	H	Gardner-Webb	67 75	338	A	Longwood	58 80										
210	H	Campbell	49 59	293	A	Charleston So.	62 74										
80	A	Radford	43 55	210	A	Campbell	41 61										
306	H	Winthrop	58 49	80	H	Radford	41 82										
180	A	UNC Asheville	53 56	194	A	Hampton	43 67										

Non-Div I Games: Brevard 71 53 Converse 69 51 UNKNOWN 101 53

USC Upstate

Loss, Non-Conf, S Site, H Home A Away N Neutral



Average RPI Win: 200				STRENGTH OF		OPP. STRENGTH		TEAM		ADJ.		CONF.		ADJ CONF.							
Average RPI Loss: 87				SCHEDULE		OF SCHEDULE		RPI		RPI		RPI		RPI							
DIV. I ONLY				23- 6		32		1- 0		209		123		71		71		12		12	
DIV. I NON-CONF.				8- 3		72		0- 0		267		132		126		126		14		14	
TOTALS		RPI 1-25		RPI 26-50		W-L RECORDS		RPI 51-100		RPI 101-150		RPI 150+									
23- 6		0- 0		0- 0		OVERALL		1- 4		5- 2		17- 0									
11- 3		0- 0		0- 0		HOME		1- 3		3- 0		7- 0									
12- 3		0- 0		0- 0		AWAY		0- 1		2- 2		10- 0									
0- 0		0- 0		0- 0		NEUTRAL		0- 0		0- 0		0- 0									
8- 3		0- 0		0- 0		NON-CONFERENCE		0- 2		1- 1		7- 0									
3- 2		0- 0		0- 0		HOME		0- 2		0- 0		3- 0									
5- 1		0- 0		0- 0		AWAY		0- 0		1- 1		4- 0									
0- 0		0- 0		0- 0		NEUTRAL		0- 0		0- 0		0- 0									
15- 3		0- 0		0- 0		CONFERENCE		1- 2		4- 1		10- 0									
8- 1		0- 0		0- 0		HOME		1- 1		3- 0		4- 0									
7- 2		0- 0		0- 0		AWAY		0- 1		1- 1		6- 0									
0- 0		0- 0		0- 0		NEUTRAL		0- 0		0- 0		0- 0									

[illegible]

Non-Div I Games:

UT Arlington

■ Loss, ■ Non-Conf, S Site, H Home A Away N Neutral

Average RPI Win:	242	WON-LOST	WINNING	LAST 10	STRENGTH OF	OPP. STRENGTH	TEAM	ADJ.	CONF.	ADJ CONF.
Average RPI Loss:	130	RECORD	PCT. RANK	GAMES	SCHEDULE	OF SCHEDULE	RPI	RPI	RPI	RPI
DIV. I ONLY	21- 9	59	2- 0	240	239	111	111	22	22	
DIV. I NON-CONF.	6- 3	91	0- 0	254	111	106	106	22	22	
TOTALS	RPI 1-25	RPI 26-50	W-L RECORDS	RPI 51-100	RPI 101-150	RPI 150+				
21- 9	0- 1	1- 2	OVERALL	0- 0	1- 4	19- 2				
12- 1	0- 0	1- 0	HOME	0- 0	0- 1	11- 0				
7- 7	0- 1	0- 1	AWAY	0- 0	0- 3	7- 2				
2- 1	0- 0	0- 1	NEUTRAL	0- 0	1- 0	1- 0				
6- 3	0- 1	0- 0	NON-CONFERENCE	0- 0	0- 2	6- 0				
4- 0	0- 0	0- 0	HOME	0- 0	0- 0	4- 0				
2- 3	0- 1	0- 0	AWAY	0- 0	0- 2	2- 0				
0- 0	0- 0	0- 0	NEUTRAL	0- 0	0- 0	0- 0				
15- 6	0- 0	1- 2	CONFERENCE	0- 0	1- 2	13- 2				
8- 1	0- 0	1- 0	HOME	0- 0	0- 1	7- 0				
5- 4	0- 0	0- 1	AWAY	0- 0	0- 1	5- 2				
2- 1	0- 0	0- 1	NEUTRAL	0- 0	1- 0	1- 0				

RPI 1-25				RPI 26-50				RPI 51-100				RPI 101+ Team's RPI: 111			
RPI	S	Opponent	Score	RPI	S	Opponent	Score	RPI	S	Opponent	Score	RPI	S	Opponent	Score
3	A	Louisville	62 102	45	A	Belmont	86 100					117	A	Northwestern	64 90
				45	H	Belmont	71 68					129	A	Morehead St.	75 85
				45	N	Belmont	53 59					129	N	Morehead St.	68 58
												132	A	IUPUI	72 73
												146	H	Tennessee Tech	76 80
												152	H	Southern Ill.	95 94
												168	A	Chattanooga	81 79
												189	H	Arkansas St.	97 91
												211	H	Jacksonville St.	77 72
												238	A	SIUE	75 48
												238	H	SIUE	68 55
												243	A	Southeast Mo. St.	80 73
												243	H	Southeast Mo. St.	61 50
												259	A	Austin Peay	59 58
												259	H	Austin Peay	74 65
												260	A	Murray St.	73 76
												260	H	Murray St.	75 67
												260	N	Murray St.	77 56
												288	H	Samford	89 68
												295	A	Eastern Ill.	71 77
												295	H	Eastern Ill.	90 66
												305	A	Tennessee St.	73 61
												305	H	Tennessee St.	83 60
												329	H	Mississippi Val.	110 51
												330	A	Lipscomb	62 53
												333	A	Eastern Ky.	87 61
LAST 12 Division I GAMES:															
				260	N	Murray St.	77 56	260	A	Murray St.	73 76				
				129	N	Morehead St.	68 58	238	A	SIUE	75 48				
				45	N	Belmont	53 59	243	H	Southeast Mo. St.	61 50				
				305	H	Tennessee St.	83 60	146	H	Tennessee Tech	76 80				
				45	H	Belmont	71 68	211	H	Jacksonville St.	77 72				
				259	A	Austin Peay	59 58	45	A	Belmont	86 100				

Non-Div I Games: Ala.-Huntsville 100 69 Christian Bros. 108 82

UT Martin

Loss, Non-Conf, S Site, H Home A Away N Neutral

## UTEP

Through Games Of March 13, 2019

Average RPI Win:	275	WON-LOST	WINNING	LAST 10	STRENGTH OF	OPP. STRENGTH	TEAM	ADJ.	CONF.	ADJ CONF.
Average RPI Loss:	137	RECORD	PCT. RANK	GAMES	SCHEDULE	OF SCHEDULE	RPI	RPI	RPI	RPI
DIV. I ONLY	9- 21	272	1- 0	140	219	256	256	14	14	
DIV. I NON-CONF.	3- 10	278	0- 0	167	302	293	293	17	17	
TOTALS	RPI 1-25	RPI 26-50	W-L RECORDS	RPI 51-100	RPI 101-150	RPI 150+				
9- 21	0- 0	0- 1	OVERALL	0- 3	0- 8	9- 9				
4- 11	0- 0	0- 0	HOME	0- 1	0- 5	4- 5				
3- 9	0- 0	0- 1	AWAY	0- 2	0- 3	3- 3				
2- 1	0- 0	0- 0	NEUTRAL	0- 0	0- 0	2- 1				
3- 10	0- 0	0- 0	NON-CONFERENCE	0- 2	0- 3	3- 5				
2- 5	0- 0	0- 0	HOME	0- 0	0- 3	2- 2				
0- 4	0- 0	0- 0	AWAY	0- 2	0- 0	0- 2				
1- 1	0- 0	0- 0	NEUTRAL	0- 0	0- 0	1- 1				
6- 11	0- 0	0- 1	CONFERENCE	0- 1	0- 5	6- 4				
2- 6	0- 0	0- 0	HOME	0- 1	0- 2	2- 3				
3- 5	0- 0	0- 1	AWAY	0- 0	0- 3	3- 1				
1- 0	0- 0	0- 0	NEUTRAL	0- 0	0- 0	1- 0				

RPI 1-25			RPI 26-50			RPI 51-100			RPI 101+			Team's RPI: 256			
RPI	S	Opponent	Score	RPI	S	Opponent	Score	RPI	S	Opponent	Score	RPI	S	Opponent	Score
				35	A	Rice	42 76	54	A	New Mexico	51 69	101	A	UAB	45 68
								68	H	Middle Tenn.	49 79	101	H	UAB	48 74
								79	A	Arizona	40 62	102	A	Charlotte	39 62
												103	A	Old Dominion	59 78
												105	H	Western Ky.	61 64
												109	H	Portland St.	61 89
												138	H	New Mexico St.	65 69
												144	H	Abilene Christian	69 70
												156	H	Nicholls St.	56 58
												157	A	Tulsa	45 66
												162	N	Akron	57 64
												172	H	Louisiana Tech	64 74
												177	A	North Texas	51 70
												177	H	North Texas	59 51
												189	H	Arkansas St.	66 67
												193	H	Southern Miss.	63 64
												217	H	Marshall	60 63
												217	N	Marshall	64 56
												242	N	Western Ill.	84 72
												266	H	CSU Bakersfield	53 47
LAST 12 Division I GAMES:															
				217	N	Marshall	64 56	320	A	FIU	60 55	302	A	UTSA	73 60
				177	H	North Texas	59 51	303	A	Fla. Atlantic	70 44	302	H	UTSA	77 73
				101	A	UAB	45 68	105	H	Western Ky.	61 64	303	A	Fla. Atlantic	70 44
				302	H	UTSA	77 73	217	H	Marshall	60 63	313	A	Weber St.	63 68
				193	H	Southern Miss.	63 64	102	A	Charlotte	39 62	320	A	FIU	60 55
				172	H	Louisiana Tech	64 74	103	A	Old Dominion	59 78	350	H	Alcorn	77 51

Non-Div I Games:

UTEP

■ Loss, 
 ■ Non-Conf, 
 ■ S Site, 
 ■ Home 
 ■ A Away 
 N Neutral

U  
T  
R  
G  
V

U  
T  
R  
G  
V

UTRGV

Page 340

## UTSA

Through Games Of March 13, 2019

Average RPI Win: <b>233</b>	WON-LOST	WINNING	LAST 10	STRENGTH OF	OPP. STRENGTH	TEAM	ADJ.	CONF.	ADJ CONF.
Average RPI Loss: <b>158</b>	RECORD	PCT. RANK	GAMES	SCHEDULE	OF SCHEDULE	RPI	RPI	RPI	RPI
DIV. I ONLY	5- 21	324	0- 1	150	174	302	302	14	14
DIV. I NON-CONF.	3- 7	256	0- 0	219	229	295	295	17	17
TOTALS	RPI 1-25	RPI 26-50	W-L RECORDS	RPI 51-100	RPI 101-150	RPI 150+			
5- 21	0- 0	0- 3	OVERALL	0- 2	0- 6	5- 10			
4- 10	0- 0	0- 1	HOME	0- 1	0- 3	4- 5			
1- 10	0- 0	0- 2	AWAY	0- 1	0- 3	1- 4			
0- 1	0- 0	0- 0	NEUTRAL	0- 0	0- 0	0- 1			
3- 7	0- 0	0- 1	NON-CONFERENCE	0- 1	0- 2	3- 3			
3- 3	0- 0	0- 0	HOME	0- 0	0- 1	3- 2			
0- 3	0- 0	0- 1	AWAY	0- 1	0- 1	0- 0			
0- 1	0- 0	0- 0	NEUTRAL	0- 0	0- 0	0- 1			
2- 14	0- 0	0- 2	CONFERENCE	0- 1	0- 4	2- 7			
1- 7	0- 0	0- 1	HOME	0- 1	0- 2	1- 3			
1- 7	0- 0	0- 1	AWAY	0- 0	0- 2	1- 4			
0- 0	0- 0	0- 0	NEUTRAL	0- 0	0- 0	0- 0			

RPI S	Opponent	Score	RPI S	Opponent	Score	RPI S	Opponent	Score	RPI S	Opponent	Score	Team's RPI: 302
29	A Texas	54 98	68	H Middle Tenn.	52 72	101	H UAB	42 59				
35	A Rice	54 85	71	A UT Arlington	48 53	102	A Charlotte	54 66				
35	H Rice	46 72				103	A Old Dominion	47 72				
						105	H Western Ky.	62 81				
						132	H IUPUI	50 58				
						141	A Seton Hall	53 84				
						163	H Texas St.	60 68				
						172	H Louisiana Tech	70 68				
						177	A North Texas	57 54				
						182	H Utah St.	56 62				
						193	A Southern Miss.	39 72				
						193	H Southern Miss.	45 70				
						217	H Marshall	72 79				
						228	H UTRGV	61 58				
						256	A UTEP	73 77				
						256	H UTEP	60 73				
						274	H San Diego	87 77				
						303	A Fla. Atlantic	70 86				
						304	N UMBC	58 72				
						313	H Weber St.	66 59				
						320	A FIU	40 51				
LAST 12 Division I GAMES:												
35	H Rice	46 72	320	A FIU	40 51							
193	A Southern Miss.	39 72	217	H Marshall	72 79							
256	A UTEP	73 77	105	H Western Ky.	62 81							
172	H Louisiana Tech	70 68	103	A Old Dominion	47 72							
193	H Southern Miss.	45 70	102	A Charlotte	54 66							
303	A Fla. Atlantic	70 86	101	H UAB	42 59							

Non-Div I Games: Concordia (TX) 78 51 Tex. A&amp;M-Kingsville86 55

UTSA

Loss, Non-Conf, S Site, H Home A Away N Neutral

Average RPI Win:	170	WON-LOST	WINNING	LAST 10	STRENGTH OF	OPP. STRENGTH	TEAM	ADJ.	CONF.	ADJ CONF.
Average RPI Loss:	46	RECORD	PCT. RANK	GAMES	SCHEDULE	OF SCHEDULE	RPI	RPI	RPI	RPI
DIV. I ONLY	20- 10	80	0- 1	154	24	92	92	2	2	
DIV. I NON-CONF.	11- 0	1	0- 0	305	187	55	55	2	2	
TOTALS	RPI 1-25	RPI 26-50	W-L RECORDS	RPI 51-100	RPI 101-150	RPI 150+				
20- 10	1- 4	2- 2	OVERALL	1- 3	3- 1	13- 0				
13- 3	1- 1	2- 1	HOME	1- 1	2- 0	7- 0				
5- 6	0- 3	0- 1	AWAY	0- 2	1- 0	4- 0				
2- 1	0- 0	0- 0	NEUTRAL	0- 0	0- 1	2- 0				
11- 0	0- 0	1- 0	NON-CONFERENCE	0- 0	1- 0	9- 0				
7- 0	0- 0	1- 0	HOME	0- 0	1- 0	5- 0				
2- 0	0- 0	0- 0	AWAY	0- 0	0- 0	2- 0				
2- 0	0- 0	0- 0	NEUTRAL	0- 0	0- 0	2- 0				
9- 10	1- 4	1- 2	CONFERENCE	1- 3	2- 1	4- 0				
6- 3	1- 1	1- 1	HOME	1- 1	1- 0	2- 0				
3- 6	0- 3	0- 1	AWAY	0- 2	1- 0	2- 0				
0- 1	0- 0	0- 0	NEUTRAL	0- 0	0- 1	0- 0				

RPI 1-25				RPI 26-50				RPI 51-100 Team's RPI: 92				RPI 101+			
RPI	S	Opponent	Score	RPI	S	Opponent	Score	RPI	S	Opponent	Score	RPI	S	Opponent	Score
4	H	Stanford	75 68	26	H	BYU	78 67	52	A	Southern California	77 83	108	H	Idaho St.	74 60
5	A	Oregon	65 87	34	A	UCLA	60 76	52	H	Southern California	80 84	134	A	Washington	58 43
23	A	Arizona St.	58 60	34	H	UCLA	90 100	79	A	Arizona	55 66	134	H	Washington	88 56
23	H	Arizona St.	63 65	41	H	California	87 74	79	H	Arizona	80 64	134	N	Washington	54 64
24	A	Oregon St.	63 71									158	H	Alabama	72 62
												160	A	Washington St.	72 68
												160	H	Washington St.	75 67
												175	A	Colorado	76 61
												175	H	Colorado	78 59
												184	A	Eastern Wash.	95 51
												199	N	Hawaii	73 48
												213	N	Florida	74 58
												245	A	Nevada	74 52
												272	H	Long Beach St.	82 59
												292	H	Utah Valley	85 47
												313	H	Weber St.	77 56
												337	H	Seattle U	89 62
LAST 12 Division I GAMES:															
				134	N	Washington	54 64	23	A	Arizona St.	58 60				
				199	N	Hawaii	73 48	79	A	Arizona	55 66				
				52	A	Southern California	77 83	34	H	UCLA	90 100				
				34	A	UCLA	60 76	52	H	Southern California	80 84				
				160	H	Washington St.	75 67	24	A	Oregon St.	63 71				
				134	H	Washington	88 56	5	A	Oregon	65 87				

Non-Div I Games:

Utah

■ Loss, 
 ■ Non-Conf, 
 ■ S Site, 
 ■ Home 
 ■ Away 
 N Neutral

[illegible]

Utah St.

Page 343

Average RPI Win: 290		WON-LOST	WINNING	LAST 10	STRENGTH OF	OPP. STRENGTH	TEAM	ADJ.	CONF.	ADJ CONF.
Average RPI Loss: 196		RECORD	PCT. RANK	GAMES	SCHEDULE	OF SCHEDULE	RPI	RPI	RPI	RPI
DIV. I ONLY		11- 16	224	0- 1	318	320	292	292	30	30
DIV. I NON-CONF.		3- 7	256	0- 0	238	231	292	292	30	30
TOTALS	RPI 1-25	RPI 26-50		W-L RECORDS	RPI 51-100		RPI 101-150	RPI 150+		
11- 16	0- 0	0- 1		OVERALL	0- 1		0- 3	11- 11		
8- 5	0- 0	0- 1		HOME	0- 0		0- 1	8- 3		
3- 10	0- 0	0- 0		AWAY	0- 1		0- 2	3- 7		
0- 1	0- 0	0- 0		NEUTRAL	0- 0		0- 0	0- 1		
3- 7	0- 0	0- 1		NON-CONFERENCE	0- 1		0- 1	3- 4		
3- 2	0- 0	0- 1		HOME	0- 0		0- 0	3- 1		
0- 5	0- 0	0- 0		AWAY	0- 1		0- 1	0- 3		
0- 0	0- 0	0- 0		NEUTRAL	0- 0		0- 0	0- 0		
8- 9	0- 0	0- 0		CONFERENCE	0- 0		0- 2	8- 7		
5- 3	0- 0	0- 0		HOME	0- 0		0- 1	5- 2		
3- 5	0- 0	0- 0		AWAY	0- 0		0- 1	3- 4		
0- 1	0- 0	0- 0		NEUTRAL	0- 0		0- 0	0- 1		

[illegible]

Non-Div I Games:	Ottawa (AZ)	90	61	La Verne	86	79	Arizona Christian	76	68
------------------	-------------	----	----	----------	----	----	-------------------	----	----

Utah Valley

■ Loss, ■ Non-Conf, S Site, H Home A Away N Neutral



Average RPI Win:	209	WON-LOST	WINNING	LAST 10	STRENGTH OF	OPP. STRENGTH	TEAM	ADJ.	CONF.	ADJ CONF.
Average RPI Loss:	116	RECORD	PCT. RANK	GAMES	SCHEDULE	OF SCHEDULE	RPI	RPI	RPI	RPI
DIV. I ONLY	23- 9	54	1- 0	203	157	90	90	17	17	
DIV. I NON-CONF.	8- 5	119	0- 0	168	152	112	112	16	16	
TOTALS	RPI 1-25	RPI 26-50	W-L RECORDS	RPI 51-100	RPI 101-150	RPI 150+				
23- 9	0- 0	0- 1	OVERALL	2- 3	4- 3	17- 2				
12- 1	0- 0	0- 0	HOME	0- 1	3- 0	9- 0				
8- 6	0- 0	0- 1	AWAY	2- 1	0- 2	6- 2				
3- 2	0- 0	0- 0	NEUTRAL	0- 1	1- 1	2- 0				
8- 5	0- 0	0- 1	NON-CONFERENCE	1- 2	2- 2	5- 0				
4- 1	0- 0	0- 0	HOME	0- 1	2- 0	2- 0				
3- 3	0- 0	0- 1	AWAY	1- 1	0- 1	2- 0				
1- 1	0- 0	0- 0	NEUTRAL	0- 0	0- 1	1- 0				
15- 4	0- 0	0- 0	CONFERENCE	1- 1	2- 1	12- 2				
8- 0	0- 0	0- 0	HOME	0- 0	1- 0	7- 0				
5- 3	0- 0	0- 0	AWAY	1- 0	0- 1	4- 2				
2- 1	0- 0	0- 0	NEUTRAL	0- 1	1- 0	1- 0				

RPI 1-25			RPI 26-50			RPI 51-100			Team's RPI: 90			RPI 101+			
RPI	S	Opponent	Score	RPI	S	Opponent	Score	RPI	S	Opponent	Score	RPI	S	Opponent	Score
37	A	North Carolina	47 59	69	A	Georgetown	47 45	103	A	Old Dominion	57 60				
				75	A	Cincinnati	54 66	114	H	UNCW	58 47				
				80	H	Radford	49 54	118	H	Dayton	64 62				
				82	A	Fordham	47 44	118	N	Dayton	61 52				
				82	N	Fordham	47 62	132	N	IUPUI	61 63				
								135	A	Duquesne	68 71				
								148	H	Wake Forest	53 40				
								153	H	Davidson	61 54				
								161	A	William & Mary	72 55				
								183	A	Saint Louis	60 76				
								183	H	Saint Louis	57 47				
								196	A	N.C. A&T	54 48				
								204	H	Massachusetts	52 48				
								216	A	George Washington	48 57				
								225	A	George Mason	62 38				
								234	A	Saint Joseph's	65 47				
								234	H	Saint Joseph's	59 40				
								234	N	Saint Joseph's	58 47				
								258	H	Rhode Island	74 39				
								261	A	St. Bonaventure	59 50				
								270	A	Richmond	68 43				
								270	H	Richmond	58 37				
								284	H	La Salle	68 38				
								313	N	Weber St.	64 36				
								338	H	Longwood	84 55				
								340	H	Delaware St.	97 55				
LAST 12 Division I GAMES:															
234	N	Saint Joseph's	58 47	225	A	George Mason	62 38								
118	N	Dayton	61 52	118	H	Dayton	64 62								
82	N	Fordham	47 62	270	H	Richmond	58 37								
153	H	Davidson	61 54	261	A	St. Bonaventure	59 50								
183	A	Saint Louis	60 76	234	A	Saint Joseph's	65 47								
135	A	Duquesne	68 71	204	H	Massachusetts	52 48								

Non-Div I Games:

VCU

## Valparaiso

Through Games Of March 13, 2019

Average RPI Win:	280	WON-LOST	WINNING	LAST 10	STRENGTH OF	OPP. STRENGTH	TEAM	ADJ.	CONF.	ADJ CONF.
Average RPI Loss:	162	RECORD	PCT. RANK	GAMES	SCHEDULE	OF SCHEDULE	RPI	RPI	RPI	RPI
DIV. I ONLY	7- 23	304	1- 0	261	205	311	311	13	13	
DIV. I NON-CONF.	4- 8	241	0- 0	334	295	331	331	15	15	
TOTALS	RPI 1-25	RPI 26-50	W-L RECORDS	RPI 51-100	RPI 101-150	RPI 150+				
7- 23	0- 2	0- 1	OVERALL	0- 5	1- 4	6- 11				
4- 11	0- 1	0- 1	HOME	0- 3	1- 1	3- 5				
2- 12	0- 1	0- 0	AWAY	0- 2	0- 3	2- 6				
1- 0	0- 0	0- 0	NEUTRAL	0- 0	0- 0	1- 0				
4- 8	0- 0	0- 1	NON-CONFERENCE	0- 1	0- 1	4- 5				
1- 5	0- 0	0- 1	HOME	0- 1	0- 0	1- 3				
2- 3	0- 0	0- 0	AWAY	0- 0	0- 1	2- 2				
1- 0	0- 0	0- 0	NEUTRAL	0- 0	0- 0	1- 0				
3- 15	0- 2	0- 0	CONFERENCE	0- 4	1- 3	2- 6				
3- 6	0- 1	0- 0	HOME	0- 2	1- 1	2- 2				
0- 9	0- 1	0- 0	AWAY	0- 2	0- 2	0- 4				
0- 0	0- 0	0- 0	NEUTRAL	0- 0	0- 0	0- 0				

RPI	S	Opponent	Score	RPI	S	Opponent	Score	RPI	S	Opponent	Score	RPI	S	Opponent	Score	Team's RPI: 311
16	A	Drake	53 84	44	H	Miami (OH)	47 68	70	A	Missouri St.	63 108	129	A	Morehead St.	62 68	
16	H	Drake	62 88					70	H	Missouri St.	58 77	140	A	Illinois St.	53 74	
								83	H	Toledo	59 65	140	H	Illinois St.	67 70	
								91	A	UNI	52 71	150	A	Bradley	76 87	
								91	H	UNI	56 64	150	H	Bradley	76 73	
												152	A	Southern Ill.	65 87	
												152	H	Southern Ill.	47 58	
												218	H	Bowling Green	72 79	
												224	H	North Dakota	56 62	
												226	A	Illinois	54 73	
												230	A	Indiana St.	59 67	
												230	H	Indiana St.	82 86	
												248	N	St. Francis Brooklyn	78 76	
												253	A	Loyola Chicago	54 80	
												253	H	Loyola Chicago	81 74	
												295	H	Eastern Ill.	62 60	
												322	H	North Dakota St.	48 51	
												331	A	Evansville	65 77	
												331	H	Evansville	93 49	
												335	A	Purdue Fort Wayne	68 64	
												339	A	UIC	65 75	
												348	A	Chicago St.	76 70	
LAST 12 Division I GAMES:																
253	H	Loyola Chicago	81 74	331	A	Evansville	65 77									
140	A	Illinois St.	53 74	91	H	UNI	56 64									
150	A	Bradley	76 87	16	H	Drake	62 88									
152	H	Southern Ill.	47 58	140	H	Illinois St.	67 70									
70	H	Missouri St.	58 77	150	H	Bradley	76 73									
230	A	Indiana St.	59 67	70	A	Missouri St.	63 108									

Non-Div I Games:

Valparaiso

■ Loss, 
 ■ Non-Conf, 
 ■ S Site, 
 ■ H Home 
 ■ A Away 
 N Neutral

Vanderbilt

Through Games Of March 13, 2019

Average RPI Win:	241	WON-LOST	WINNING	LAST 10	STRENGTH OF	OPP. STRENGTH	TEAM	ADJ.	CONF.	ADJ CONF.
Average RPI Loss:	74	RECORD	PCT. RANK	GAMES	SCHEDULE	OF SCHEDULE	RPI	RPI	RPI	RPI
DIV. I ONLY	7- 23	304	0- 1	54	48	206	206	5	5	
DIV. I NON-CONF.	5- 8	224	0- 0	85	64	181	181	5	5	
TOTALS	RPI 1-25	RPI 26-50	W-L RECORDS	RPI 51-100	RPI 101-150	RPI 150+				
7- 23	0- 8	0- 4	OVERALL	1- 5	0- 1	6- 5				
5- 9	0- 1	0- 2	HOME	0- 2	0- 1	5- 3				
2- 10	0- 5	0- 2	AWAY	1- 2	0- 0	1- 1				
0- 4	0- 2	0- 0	NEUTRAL	0- 1	0- 0	0- 1				
5- 8	0- 3	0- 2	NON-CONFERENCE	0- 2	0- 0	5- 1				
4- 2	0- 0	0- 1	HOME	0- 0	0- 0	4- 1				
1- 3	0- 1	0- 1	AWAY	0- 1	0- 0	1- 0				
0- 3	0- 2	0- 0	NEUTRAL	0- 1	0- 0	0- 0				
2- 15	0- 5	0- 2	CONFERENCE	1- 3	0- 1	1- 4				
1- 7	0- 1	0- 1	HOME	0- 2	0- 1	1- 2				
1- 7	0- 4	0- 1	AWAY	1- 1	0- 0	0- 1				
0- 1	0- 0	0- 0	NEUTRAL	0- 0	0- 0	0- 1				

RPI S	Opponent	Score	RPI S	Opponent	Score	RPI S	Opponent	Score	RPI S	Opponent	Score	Team's RPI: 206
6 N	UConn	42 80	28 H	Central Mich.	57 66	57 A	Tennessee	76 69	112 H	Georgia	64 71	
8 A	Mississippi St.	70 86	31 A	Missouri	46 69	57 H	Tennessee	65 82	158 H	Alabama	65 84	
9 A	NC State	54 74	32 A	Kansas St.	61 72	65 A	Arkansas	62 83	158 N	Alabama	57 74	
17 A	Texas A&M	53 69	48 H	Auburn	70 72	68 A	Middle Tenn.	58 65	201 H	North Ala.	71 74	
17 H	Texas A&M	43 50				86 H	LSU	68 79	213 H	Florida	66 78	
18 N	Miami (FL)	65 90				93 N	Creighton	55 75	219 A	Ball St.	60 43	
19 A	South Carolina	69 80							239 A	Ole Miss	60 65	
22 A	Kentucky	55 77							239 H	Ole Miss	80 68	
									259 H	Austin Peay	99 70	
									288 H	Samford	77 52	
									305 H	Tennessee St.	89 63	
									321 H	Presbyterian	78 43	
LAST 12 Division I GAMES:												
158 N	Alabama	57 74	239 A	Ole Miss	60 65							
213 H	Florida	66 78	31 A	Missouri	46 69							
57 A	Tennessee	76 69	57 H	Tennessee	65 82							
8 A	Mississippi St.	70 86	17 A	Texas A&M	53 69							
158 H	Alabama	65 84	19 A	South Carolina	69 80							
86 H	LSU	68 79	239 H	Ole Miss	80 68							

Non-Div I Games:

Vanderbilt

Loss, Non-Conf, S Site, H Home A Away N Neutral

Average RPI Win: 287		WON-LOST	WINNING	LAST 10	STRENGTH OF	OPP. STRENGTH	TEAM	ADJ.	CONF.	ADJ CONF.
Average RPI Loss: 164		RECORD	PCT. RANK	GAMES	SCHEDULE	OF SCHEDULE	RPI	RPI	RPI	RPI
DIV. I ONLY		10- 18	250	0- 1	254	281	278	278	23	23
DIV. I NON-CONF.		3- 8	267	0- 0	249	284	300	300	25	25
TOTALS		RPI 1-25	RPI 26-50	W-L RECORDS	RPI 51-100	RPI 101-150	RPI 150+			
10- 18	0- 0		0- 0	OVERALL	0- 3	0- 7	10- 8			
6- 9	0- 0		0- 0	HOME	0- 2	0- 3	6- 4			
4- 9	0- 0		0- 0	AWAY	0- 1	0- 4	4- 4			
0- 0	0- 0		0- 0	NEUTRAL	0- 0	0- 0	0- 0			
3- 8	0- 0		0- 0	NON-CONFERENCE	0- 1	0- 2	3- 5			
2- 5	0- 0		0- 0	HOME	0- 1	0- 1	2- 3			
1- 3	0- 0		0- 0	AWAY	0- 0	0- 1	1- 2			
0- 0	0- 0		0- 0	NEUTRAL	0- 0	0- 0	0- 0			
7- 10	0- 0		0- 0	CONFERENCE	0- 2	0- 5	7- 3			
4- 4	0- 0		0- 0	HOME	0- 1	0- 2	4- 1			
3- 6	0- 0		0- 0	AWAY	0- 1	0- 3	3- 2			
0- 0	0- 0		0- 0	NEUTRAL	0- 0	0- 0	0- 0			

[illegible]

Non-Div I Games:	Norwich	78	28
------------------	---------	----	----

Vermont

■ Loss, ■ Non-Conf, S Site, H Home A Away N Neutral

Average RPI Win: <b>142</b>	WON-LOST	WINNING	LAST 10	STRENGTH OF	OPP. STRENGTH	TEAM	ADJ.	CONF.	ADJ CONF.
Average RPI Loss: <b>56</b>	RECORD	PCT. RANK	GAMES	SCHEDULE	OF SCHEDULE	RPI	RPI	RPI	RPI
DIV. I ONLY	<b>18- 12</b>	<b>115</b>	<b>0- 1</b>	<b>47</b>	<b>57</b>	<b>55</b>	<b>55</b>	<b>6</b>	<b>6</b>
DIV. I NON-CONF.	<b>9- 2</b>	<b>43</b>	<b>0- 0</b>	<b>51</b>	<b>78</b>	<b>19</b>	<b>19</b>	<b>4</b>	<b>4</b>
TOTALS	RPI 1-25	RPI 26-50	W-L RECORDS	RPI 51-100	RPI 101-150	RPI 150+			
18- 12	0- 5	0- 0	OVERALL	5- 5	7- 2	6- 0			
10- 4	0- 2	0- 0	HOME	3- 1	4- 1	3- 0			
8- 6	0- 3	0- 0	AWAY	2- 2	3- 1	3- 0			
0- 2	0- 0	0- 0	NEUTRAL	0- 2	0- 0	0- 0			
9- 2	0- 1	0- 0	NON-CONFERENCE	2- 1	3- 0	4- 0			
5- 0	0- 0	0- 0	HOME	1- 0	2- 0	2- 0			
4- 1	0- 1	0- 0	AWAY	1- 0	1- 0	2- 0			
0- 1	0- 0	0- 0	NEUTRAL	0- 1	0- 0	0- 0			
9- 10	0- 4	0- 0	CONFERENCE	3- 4	4- 2	2- 0			
5- 4	0- 2	0- 0	HOME	2- 1	2- 1	1- 0			
4- 5	0- 2	0- 0	AWAY	1- 2	2- 1	1- 0			
0- 1	0- 0	0- 0	NEUTRAL	0- 1	0- 0	0- 0			

RPI S	Opponent	Score	RPI S	Opponent	Score	RPI S	Opponent	Score	RPI S	Opponent	Score
12	A Marquette	55 <b>93</b>				51	H Princeton	67 46	104	H Hartford	59 41
12	H Marquette	55 <b>91</b>				59	A Penn	58 50	112	H Georgia	62 56
15	A UCF	56 <b>71</b>				69	A Georgetown	63 <b>68</b>	116	A St. John's (NY)	73 57
20	A DePaul	70 <b>93</b>				69	H Georgetown	91 43	116	H St. John's (NY)	62 <b>66</b>
20	H DePaul	59 <b>66</b>				69	N Georgetown	67 <b>76</b>	121	A Providence	61 <b>67</b>
						72	N Virginia Tech	59 <b>61</b>	121	H Providence	53 33
						74	A Butler	60 <b>62</b>	125	A Lehigh	70 48
						74	H Butler	55 <b>63</b>	141	A Seton Hall	70 66
						93	A Creighton	54 52	141	H Seton Hall	73 68
						93	H Creighton	67 62	165	H Temple	76 68
									215	A Xavier	68 63
									215	H Xavier	75 71
									216	A George Washington	60 45
									234	A Saint Joseph's	47 35
									284	H La Salle	81 68
LAST 12 Division I GAMES:											
69	N Georgetown	67 <b>76</b>	12	A Marquette	55 <b>93</b>						
74	A Butler	60 <b>62</b>	20	A DePaul	70 <b>93</b>						
215	A Xavier	68 63	93	H Creighton	67 62						
141	H Seton Hall	73 68	121	H Providence	53 33						
116	H St. John's (NY)	62 <b>66</b>	116	A St. John's (NY)	73 57						
69	H Georgetown	91 43	141	A Seton Hall	70 66						

Non-Div I Games:

Villanova

■ Loss, 
 ■ Non-Conf, 
 ■ S Site, 
 ■ H Home 
 ■ A Away 
 N Neutral

Average RPI Win:	126	WON-LOST	WINNING	LAST 10	STRENGTH OF	OPP. STRENGTH	TEAM	ADJ.	CONF.	ADJ CONF.
Average RPI Loss:	47	RECORD	PCT. RANK	GAMES	SCHEDULE	OF SCHEDULE	RPI	RPI	RPI	RPI
DIV. I ONLY	12- 19	236	1- 0	2	15	96	96	1	1	
DIV. I NON-CONF.	6- 7	172	0- 0	17	87	100	100	1	1	
TOTALS	RPI 1-25	RPI 26-50	W-L RECORDS	RPI 51-100	RPI 101-150	RPI 150+				
12- 19	0- 10	0- 4	OVERALL	4- 2	6- 1	2- 2				
8- 8	0- 4	0- 1	HOME	4- 1	2- 1	2- 1				
2- 9	0- 5	0- 3	AWAY	0- 1	2- 0	0- 0				
2- 2	0- 1	0- 0	NEUTRAL	0- 0	2- 0	0- 1				
6- 7	0- 2	0- 2	NON-CONFERENCE	1- 1	3- 0	2- 2				
4- 4	0- 1	0- 1	HOME	1- 1	1- 0	2- 1				
1- 2	0- 1	0- 1	AWAY	0- 0	1- 0	0- 0				
1- 1	0- 0	0- 0	NEUTRAL	0- 0	1- 0	0- 1				
6- 12	0- 8	0- 2	CONFERENCE	3- 1	3- 1	0- 0				
4- 4	0- 3	0- 0	HOME	3- 0	1- 1	0- 0				
1- 7	0- 4	0- 2	AWAY	0- 1	1- 0	0- 0				
1- 1	0- 1	0- 0	NEUTRAL	0- 0	1- 0	0- 0				

RPI 1-25				RPI 26-50				RPI 51-100				RPI 101+			
RPI	S	Opponent	Score	RPI	S	Opponent	Score	RPI	S	Opponent	Score	RPI	S	Opponent	Score
1	A	Notre Dame	66 103	28	H	Central Mich.	61 74	66	H	Georgia Tech	53 45	102	H	Charlotte	65 61
3	A	Louisville	43 91	37	A	North Carolina	53 70	72	A	Virginia Tech	45 63	103	A	Old Dominion	73 67
3	H	Louisville	49 71	42	A	Michigan St.	66 91	72	H	Virginia Tech	62 58	115	N	South Fla.	74 67
8	H	Mississippi St.	44 72	49	A	Clemson	65 71	76	H	American	57 54	127	A	Pittsburgh	74 57
9	H	NC State	38 66					77	H	Duke	53 47	133	H	Boston College	79 77
10	A	Syracuse	68 72					80	H	Radford	44 57	133	N	Boston College	77 61
10	N	Syracuse	57 67									148	H	Wake Forest	42 52
18	A	Miami (FL)	59 72									158	N	Alabama	52 64
21	H	Florida St.	61 63									183	H	Saint Louis	65 67
22	A	Kentucky	51 63									196	H	N.C. A&T	67 57
												314	H	Coppin St.	55 41
LAST 12 Division I GAMES:															
133	N	Boston College	77 61	37	A	North Carolina	53 70								
10	N	Syracuse	57 67	77	H	Duke	53 47								
1	A	Notre Dame	66 103	133	H	Boston College	79 77								
72	A	Virginia Tech	45 63	18	A	Miami (FL)	59 72								
66	H	Georgia Tech	53 45	10	A	Syracuse	68 72								
3	H	Louisville	49 71	148	H	Wake Forest	42 52								

Non-Div I Games:

Virginia

■ Loss, 
 ■ Non-Conf, S Site, 
 ■ Home 
 ■ Away 
 N Neutral

Average RPI Win:	158	WON-LOST	WINNING	LAST 10	STRENGTH OF	OPP. STRENGTH	TEAM	ADJ.	CONF.	ADJ CONF.
Average RPI Loss:	33	RECORD	PCT. RANK	GAMES	SCHEDULE	OF SCHEDULE	RPI	RPI	RPI	RPI
DIV. I ONLY	20- 11	94	1- 0	82	14	72	72	1	1	
DIV. I NON-CONF.	13- 0	1	0- 0	242	138	30	30	1	1	
TOTALS	RPI 1-25	RPI 26-50	W-L RECORDS	RPI 51-100	RPI 101-150	RPI 150+				
20- 11	1- 6	1- 3	OVERALL	5- 2	5- 0	8- 0				
11- 5	1- 4	1- 1	HOME	2- 0	1- 0	6- 0				
4- 5	0- 2	0- 1	AWAY	1- 2	2- 0	1- 0				
5- 1	0- 0	0- 1	NEUTRAL	2- 0	2- 0	1- 0				
13- 0	0- 0	1- 0	NON-CONFERENCE	3- 0	1- 0	8- 0				
8- 0	0- 0	1- 0	HOME	1- 0	0- 0	6- 0				
1- 0	0- 0	0- 0	AWAY	0- 0	0- 0	1- 0				
4- 0	0- 0	0- 0	NEUTRAL	2- 0	1- 0	1- 0				
7- 11	1- 6	0- 3	CONFERENCE	2- 2	4- 0	0- 0				
3- 5	1- 4	0- 1	HOME	1- 0	1- 0	0- 0				
3- 5	0- 2	0- 1	AWAY	1- 2	2- 0	0- 0				
1- 1	0- 0	0- 1	NEUTRAL	0- 0	1- 0	0- 0				

RPI	S	Opponent	Score	RPI	S	Opponent	Score	RPI	S	Opponent	Score	RPI	S	Opponent	Score
1	H	Notre Dame	51 80	30	H	Rutgers	67 51	55	N	Villanova	61 59	118	N	Dayton	69 57
3	H	Louisville	63 72	37	H	North Carolina	69 81	66	A	Georgia Tech	68 76	127	A	Pittsburgh	74 58
9	A	NC State	61 70	49	A	Clemson	66 73	77	A	Duke	64 57	133	A	Boston College	95 86
10	H	Syracuse	73 75	49	N	Clemson	79 80	80	H	Radford	55 44	148	H	Wake Forest	69 57
18	A	Miami (FL)	61 68					96	A	Virginia	58 62	148	N	Wake Forest	85 63
18	H	Miami (FL)	73 65					96	H	Virginia	63 45	168	H	Chattanooga	74 59
21	H	Florida St.	54 56					100	N	Ohio St.	81 73	185	A	Liberty	72 61
												214	H	Monmouth	82 49
												223	H	Mt. St. Mary's	83 51
												270	N	Richmond	85 57
												286	H	Ga. Southern	78 49
												338	H	Longwood	93 39
												343	H	USC Upstate	96 45
LAST 12 Division I GAMES:															
148	N	Wake Forest	85 63	66	A	Georgia Tech	68 76								
49	N	Clemson	79 80	77	A	Duke	64 57								
148	H	Wake Forest	69 57	3	H	Louisville	63 72								
96	H	Virginia	63 45	133	A	Boston College	95 86								
49	A	Clemson	66 73	127	A	Pittsburgh	74 58								
18	H	Miami (FL)	73 65	21	H	Florida St.	54 56								

Non-Div I Games:

Virginia Tech

■ Loss, 
■ Non-Conf, 
■ S Site, 
■ H Home 
■ A Away 
N Neutral

Average RPI Win:	317	WON-LOST	WINNING	LAST 10	STRENGTH OF	OPP. STRENGTH	TEAM	ADJ.	CONF.	ADJ CONF.
Average RPI Loss:	219	RECORD	PCT. RANK	GAMES	SCHEDULE	OF SCHEDULE	RPI	RPI	RPI	RPI
DIV. I ONLY	9- 20	268	0- 1	328	349	319	319	31	31	
DIV. I NON-CONF.	1- 9	326	0- 0	310	338	343	343	31	31	
TOTALS	RPI 1-25	RPI 26-50	W-L RECORDS	RPI 51-100	RPI 101-150	RPI 150+				
9- 20	0- 0	0- 0	OVERALL	0- 1	0- 3	9- 16				
5- 7	0- 0	0- 0	HOME	0- 0	0- 1	5- 6				
4- 12	0- 0	0- 0	AWAY	0- 1	0- 2	4- 9				
0- 1	0- 0	0- 0	NEUTRAL	0- 0	0- 0	0- 1				
1- 9	0- 0	0- 0	NON-CONFERENCE	0- 1	0- 3	1- 5				
0- 3	0- 0	0- 0	HOME	0- 0	0- 1	0- 2				
1- 5	0- 0	0- 0	AWAY	0- 1	0- 2	1- 2				
0- 1	0- 0	0- 0	NEUTRAL	0- 0	0- 0	0- 1				
8- 11	0- 0	0- 0	CONFERENCE	0- 0	0- 0	8- 11				
5- 4	0- 0	0- 0	HOME	0- 0	0- 0	5- 4				
3- 7	0- 0	0- 0	AWAY	0- 0	0- 0	3- 7				
0- 0	0- 0	0- 0	NEUTRAL	0- 0	0- 0	0- 0				

RPI S	Opponent	Score	RPI S	Opponent	Score	RPI S	Opponent	Score	RPI S	Opponent	Score	Team's RPI: 319
						82 A	Fordham	59 80	136 H	Yale	41 74	
									137 A	Stony Brook	45 70	
									141 A	Seton Hall	40 95	
									179 A	Robert Morris	46 69	
									179 H	Robert Morris	57 77	
									181 A	Sacred Heart	64 72	
									181 A	Sacred Heart	51 68	
									181 H	Sacred Heart	68 80	
									207 A	Saint Francis (PA)	70 107	
									207 H	Saint Francis (PA)	58 67	
									223 A	Mt. St. Mary's	66 81	
									223 H	Mt. St. Mary's	92 76	
									248 A	St. Francis Brooklyn	61 76	
									248 H	St. Francis Brooklyn	87 85	
									276 N	Siena	71 74	
									278 A	Vermont	54 56	
									290 H	Army West Point	46 61	
									294 A	Bryant	73 76	
									294 H	Bryant	69 84	
									318 H	Lafayette	43 66	
									328 A	Central Conn. St.	75 63	
									328 H	Central Conn. St.	70 62	
									338 A	Longwood	86 60	
									344 A	Fairleigh Dickinson	60 44	
									344 H	Fairleigh Dickinson	71 59	
									347 A	Saint Peter's	57 69	
LAST 12 Division I GAMES:												
181 A	Sacred Heart	51 68	344 A	Fairleigh Dickinson	60 44							
276 N	Siena	71 74	223 A	Mt. St. Mary's	66 81							
294 A	Bryant	73 76	328 H	Central Conn. St.	70 62							
207 H	Saint Francis (PA)	58 67	248 H	St. Francis Brooklyn	87 85							
179 H	Robert Morris	57 77	351 A	LIU Brooklyn	66 62							
294 H	Bryant	69 84	351 H	LIU Brooklyn	72 62							

Non-Div I Games: Staten Island 86 59

Wagner

Loss, Non-Conf, S Site, H Home A Away N Neutral



W  
a  
g  
n  
e  
r

Wagner  
RPI S Opponent Score

Through Games Of March 13, 2019

RPI	S	Opponent	Score	
351	A	LIU Brooklyn	66	62
351	H	LIU Brooklyn	72	62

W  
a  
g  
n  
e  
r

Wagner

## Wake Forest

Through Games Of March 13, 2019

Average RPI Win:	164	WON-LOST	WINNING	LAST 10	STRENGTH OF	OPP. STRENGTH	TEAM	ADJ.	CONF.	ADJ CONF.
Average RPI Loss:	66	RECORD	PCT. RANK	GAMES	SCHEDULE	OF SCHEDULE	RPI	RPI	RPI	RPI
DIV. I ONLY	10- 20	262	0- 1	20	50	148	148	1	1	
DIV. I NON-CONF.	9- 4	85	0- 0	59	277	76	76	1	1	
TOTALS	RPI 1-25	RPI 26-50	W-L RECORDS	RPI 51-100	RPI 101-150	RPI 150+				
10- 20	1- 7	0- 3	OVERALL	1- 6	4- 2	4- 2				
7- 10	1- 3	0- 2	HOME	0- 2	3- 2	3- 1				
2- 9	0- 4	0- 1	AWAY	1- 3	1- 0	0- 1				
1- 1	0- 0	0- 0	NEUTRAL	0- 1	0- 0	1- 0				
9- 4	1- 0	0- 1	NON-CONFERENCE	0- 1	4- 0	4- 2				
7- 2	1- 0	0- 1	HOME	0- 0	3- 0	3- 1				
1- 2	0- 0	0- 0	AWAY	0- 1	1- 0	0- 1				
1- 0	0- 0	0- 0	NEUTRAL	0- 0	0- 0	1- 0				
1- 16	0- 7	0- 2	CONFERENCE	1- 5	0- 2	0- 0				
0- 8	0- 3	0- 1	HOME	0- 2	0- 2	0- 0				
1- 7	0- 4	0- 1	AWAY	1- 2	0- 0	0- 0				
0- 1	0- 0	0- 0	NEUTRAL	0- 1	0- 0	0- 0				

RPI 1-25				RPI 26-50				RPI 51-100				RPI 101+ Team's RPI: 148			
RPI	S	Opponent	Score	RPI	S	Opponent	Score	RPI	S	Opponent	Score	RPI	S	Opponent	Score
1	A	Notre Dame	48 78	37	A	North Carolina	61 84	66	H	Georgia Tech	46 60	102	A	Charlotte	69 43
3	H	Louisville	49 73	47	H	Indiana	73 87	72	A	Virginia Tech	57 69	116	H	St. John's (NY)	64 59
9	A	NC State	46 80	49	H	Clemson	53 69	72	N	Virginia Tech	63 85	124	H	Towson	60 53
9	H	NC State	50 59					77	A	Duke	52 66	127	H	Pittsburgh	64 70
10	A	Syracuse	57 77					77	H	Duke	44 55	131	H	Mercer	69 54
18	H	Miami (FL)	57 72					90	A	VCU	40 53	133	H	Boston College	64 65
21	A	Florida St.	61 85					96	A	Virginia	52 42	190	A	East Carolina	61 70
25	H	James Madison	50 49									202	H	UMES	78 67
												215	H	Xavier	50 62
												270	H	Richmond	62 48
												276	H	Norfolk St.	63 61
												300	N	South Carolina St.	58 44
LAST 12 Division I GAMES:															
		72	N	Virginia Tech	63	85	66	H	Georgia Tech	46	60				
		72	A	Virginia Tech	57	69	49	H	Clemson	53	69				
		127	H	Pittsburgh	64	70	21	A	Florida St.	61	85				
		77	H	Duke	44	55	9	H	NC State	50	59				
		9	A	NC State	46	80	96	A	Virginia	52	42				
		10	A	Syracuse	57	77	77	A	Duke	52	66				

Non-Div I Games:

Wake Forest

■ Loss, 
 ■ Non-Conf, S Site, 
 ■ Home 
 ■ Away 
 N Neutral

## Washington

Through Games Of March 13, 2019

Average RPI Win:	171	WON-LOST	WINNING	LAST 10	STRENGTH OF	OPP. STRENGTH	TEAM	ADJ.	CONF.	ADJ CONF.
Average RPI Loss:	55	RECORD	PCT. RANK	GAMES	SCHEDULE	OF SCHEDULE	RPI	RPI	RPI	RPI
DIV. I ONLY	11- 21	261	1- 0	16	54	134	134	2	2	
DIV. I NON-CONF.	7- 5	132	0- 0	76	173	120	120	2	2	
TOTALS	RPI 1-25	RPI 26-50	W-L RECORDS	RPI 51-100	RPI 101-150	RPI 150+				
11- 21	1- 8	0- 5	OVERALL	3- 5	0- 0	7- 3				
6- 9	0- 4	0- 2	HOME	1- 2	0- 0	5- 1				
2- 9	0- 3	0- 2	AWAY	0- 2	0- 0	2- 2				
3- 3	1- 1	0- 1	NEUTRAL	2- 1	0- 0	0- 0				
7- 5	0- 1	0- 2	NON-CONFERENCE	2- 1	0- 0	5- 1				
5- 2	0- 1	0- 1	HOME	1- 0	0- 0	4- 0				
1- 1	0- 0	0- 0	AWAY	0- 0	0- 0	1- 1				
1- 2	0- 0	0- 1	NEUTRAL	1- 1	0- 0	0- 0				
4- 16	1- 7	0- 3	CONFERENCE	1- 4	0- 0	2- 2				
1- 7	0- 3	0- 1	HOME	0- 2	0- 0	1- 1				
1- 8	0- 3	0- 2	AWAY	0- 2	0- 0	1- 1				
2- 1	1- 1	0- 0	NEUTRAL	1- 0	0- 0	0- 0				

RPI 1-25				RPI 26-50				RPI 51-100				RPI 101+ Team's RPI: 134			
RPI	S	Opponent	Score	RPI	S	Opponent	Score	RPI	S	Opponent	Score	RPI	S	Opponent	Score
4	A	Stanford	54 91	34	A	UCLA	60 76	52	A	Southern California	57 82	160	A	Washington St.	61 94
4	H	Stanford	53 72	38	H	Boise St.	69 73	77	N	Duke	71 64	160	H	Washington St.	76 79
4	N	Stanford	61 72	41	A	California	70 79	79	H	Arizona	59 69	167	A	Tulane	51 63
5	A	Oregon	71 84	41	H	California	65 71	82	N	Fordham	57 65	175	A	Colorado	60 46
5	H	Oregon	57 76	46	N	Michigan	73 80	92	A	Utah	56 88	175	H	Colorado	68 58
8	H	Mississippi St.	56 103					92	H	Utah	43 58	188	H	Montana	69 54
24	A	Oregon St.	67 78					92	N	Utah	64 54	221	H	Northern Ariz.	81 59
24	H	Oregon St.	39 86					100	H	Ohio St.	69 59	225	H	George Mason	81 52
24	N	Oregon St.	68 67									262	H	Cal St. Fullerton	83 74
												337	A	Seattle U	69 58
LAST 12 Division I GAMES:															
		92 N Utah	64 54			4 H Stanford	53 72								
		24 N Oregon St.	68 67			41 H California	65 71								
		4 N Stanford	61 72			175 A Colorado	60 46								
		38 H Boise St.	69 73			92 A Utah	56 88								
		46 N Michigan	73 80			160 A Washington St.	61 94								
		82 N Fordham	57 65			79 H Arizona	59 69								

Non-Div I Games:

Washington

■ Loss, 
 ■ Non-Conf, 
 S Site, 
 ■ Home 
 ■ Away 
 N Neutral

Average RPI Win:	153	WON-LOST	WINNING	LAST 10	STRENGTH OF	OPP. STRENGTH	TEAM	ADJ.	CONF.	ADJ CONF.
Average RPI Loss:	61	RECORD	PCT. RANK	GAMES	SCHEDULE	OF SCHEDULE	RPI	RPI	RPI	RPI
DIV. I ONLY	9- 21	272	0- 1	21	29	160	160	2	2	
DIV. I NON-CONF.	5- 6	177	0- 0	73	115	167	167	2	2	
TOTALS	RPI 1-25	RPI 26-50	W-L RECORDS	RPI 51-100	RPI 101-150	RPI 150+				
9- 21	0- 8	1- 5	OVERALL	2- 4	2- 1	4- 3				
6- 9	0- 4	1- 2	HOME	2- 2	1- 0	2- 1				
1- 10	0- 4	0- 2	AWAY	0- 2	1- 1	0- 1				
2- 2	0- 0	0- 1	NEUTRAL	0- 0	0- 0	2- 1				
5- 6	0- 1	1- 1	NON-CONFERENCE	1- 1	0- 1	3- 2				
3- 3	0- 0	1- 1	HOME	1- 1	0- 0	1- 1				
0- 2	0- 1	0- 0	AWAY	0- 0	0- 1	0- 0				
2- 1	0- 0	0- 0	NEUTRAL	0- 0	0- 0	2- 1				
4- 15	0- 7	0- 4	CONFERENCE	1- 3	2- 0	1- 1				
3- 6	0- 4	0- 1	HOME	1- 1	1- 0	1- 0				
1- 8	0- 3	0- 2	AWAY	0- 2	1- 0	0- 1				
0- 1	0- 0	0- 1	NEUTRAL	0- 0	0- 0	0- 0				

RPI S	Opponent	Score	RPI S	Opponent	Score	RPI S	Opponent	Score	RPI S	Opponent	Score	Team's RPI: 160
4	A Stanford	64 85	34	A UCLA	56 83	52	A Southern California	73 81	134	A Washington	79 76	
4	H Stanford	42 67	38	H Boise St.	95 71	79	H Arizona	90 88	134	H Washington	94 61	
5	A Oregon	58 98	41	A California	63 77	81	H UC Davis	62 75	149	A CSUN	52 65	
5	H Oregon	64 79	41	H California	58 80	92	A Utah	67 75	154	N Kansas	63 71	
13	A Gonzaga	53 76	41	N California	58 77	92	H Utah	68 72	175	A Colorado	61 72	
23	H Arizona St.	46 61	50	H Saint Mary's (CA)	64 70	94	H Nebraska	87 84	175	H Colorado	74 48	
24	A Oregon St.	69 76							182	H Utah St.	61 72	
24	H Oregon St.	35 52							211	N Jacksonville St.	64 51	
									252	H San Francisco	91 61	
									257	N Wichita St.	85 59	
LAST 12 Division I GAMES:												
			41	N California	58 77	175	A Colorado	61 72				
			257	N Wichita St.	85 59	134	H Washington	94 61				
			211	N Jacksonville St.	64 51	79	H Arizona	90 88				
			41	H California	58 80	23	H Arizona St.	46 61				
			4	H Stanford	42 67	52	A Southern California	73 81				
			92	A Utah	67 75	34	A UCLA	56 83				

Non-Div I Games:

Washington St.

Average RPI Win: <b>229</b>	WON-LOST	WINNING	LAST 10	STRENGTH OF	OPP. STRENGTH	TEAM	ADJ.	CONF.	ADJ CONF.
Average RPI Loss: <b>169</b>	RECORD	PCT. RANK	GAMES	SCHEDULE	OF SCHEDULE	RPI	RPI	RPI	RPI
DIV. I ONLY	5- 25	332	0- 1	250	178	313	313	16	16
DIV. I NON-CONF.	2- 7	288	0- 0	277	243	308	308	13	13
TOTALS	RPI 1-25	RPI 26-50	W-L RECORDS	RPI 51-100	RPI 101-150	RPI 150+			
5- 25	0- 0	0- 0	OVERALL	0- 5	1- 7	4- 13			
2- 11	0- 0	0- 0	HOME	0- 1	0- 4	2- 6			
3- 12	0- 0	0- 0	AWAY	0- 3	1- 3	2- 6			
0- 2	0- 0	0- 0	NEUTRAL	0- 1	0- 0	0- 1			
2- 7	0- 0	0- 0	NON-CONFERENCE	0- 3	0- 0	2- 4			
1- 2	0- 0	0- 0	HOME	0- 0	0- 0	1- 2			
1- 4	0- 0	0- 0	AWAY	0- 2	0- 0	1- 2			
0- 1	0- 0	0- 0	NEUTRAL	0- 1	0- 0	0- 0			
3- 18	0- 0	0- 0	CONFERENCE	0- 2	1- 7	2- 9			
1- 9	0- 0	0- 0	HOME	0- 1	0- 4	1- 4			
2- 8	0- 0	0- 0	AWAY	0- 1	1- 3	1- 4			
0- 1	0- 0	0- 0	NEUTRAL	0- 0	0- 0	0- 1			

RPI S	Opponent	Score	RPI S	Opponent	Score	RPI S	Opponent	Score	RPI S	Opponent	Score	Team's RPI: 313
						87	A Idaho	78 <b>86</b>	108	A Idaho St.	57 <b>84</b>	
						87	H Idaho	74 <b>79</b>	108	H Idaho St.	57 <b>70</b>	
						90	N VCU	36 <b>64</b>	109	A Portland St.	38 <b>65</b>	
						92	A Utah	56 <b>77</b>	109	H Portland St.	59 <b>77</b>	
						97	A Pepperdine	47 <b>68</b>	128	A Northern Colo.	55 <b>54</b>	
									128	H Northern Colo.	61 <b>75</b>	
									147	A Montana St.	59 <b>72</b>	
									147	H Montana St.	59 <b>66</b>	
									151	H UC Riverside	39 <b>71</b>	
									184	A Eastern Wash.	70 <b>66</b>	
									184	H Eastern Wash.	58 <b>64</b>	
									184	N Eastern Wash.	74 <b>81</b>	
									188	A Montana	56 <b>64</b>	
									188	H Montana	60 <b>72</b>	
									191	H Portland	73 <b>89</b>	
									221	A Northern Ariz.	64 <b>74</b>	
									221	H Northern Ariz.	64 <b>75</b>	
									256	H UTEP	68 <b>63</b>	
									265	A Sacramento St.	62 <b>77</b>	
									265	H Sacramento St.	69 <b>78</b>	
									271	A Southern Utah	79 <b>84</b>	
									271	H Southern Utah	67 <b>66</b>	
									292	A Utah Valley	59 <b>65</b>	
									302	A UTSA	59 <b>66</b>	
									308	A Incarnate Word	72 <b>64</b>	
LAST 12 Division I GAMES:												
			184	N Eastern Wash.	74 <b>81</b>		147	A Montana St.	59 <b>72</b>			
			184	A Eastern Wash.	70 <b>66</b>		188	A Montana	56 <b>64</b>			
			87	A Idaho	78 <b>86</b>		221	H Northern Ariz.	64 <b>75</b>			
			128	H Northern Colo.	61 <b>75</b>		271	H Southern Utah	67 <b>66</b>			
			108	A Idaho St.	57 <b>84</b>		265	A Sacramento St.	62 <b>77</b>			
			265	H Sacramento St.	69 <b>78</b>		109	A Portland St.	38 <b>65</b>			

Non-Div I Games: La Verne 105 43

Weber St.

■ Loss, 
 ■ Non-Conf, 
 ■ S Site, 
 ■ Home 
 ■ A Away 
 N Neutral

## West Virginia

Through Games Of March 13, 2019

Average RPI Win:	180	WON-LOST	WINNING	LAST 10	STRENGTH OF	OPP. STRENGTH	TEAM	ADJ.	CONF.	ADJ CONF.
Average RPI Loss:	36	RECORD	PCT. RANK	GAMES	SCHEDULE	OF SCHEDULE	RPI	RPI	RPI	RPI
DIV. I ONLY	20- 10	80	0- 1	115	22	78	78	3	3	
DIV. I NON-CONF.	9- 2	43	0- 0	335	137	182	182	3	3	
TOTALS	RPI 1-25	RPI 26-50	W-L RECORDS	RPI 51-100	RPI 101-150	RPI 150+				
20- 10	1- 4	2- 4	OVERALL	1- 1	6- 0	10- 1				
13- 4	1- 1	1- 2	HOME	1- 0	3- 0	7- 1				
6- 4	0- 2	1- 1	AWAY	0- 1	3- 0	2- 0				
1- 2	0- 1	0- 1	NEUTRAL	0- 0	0- 0	1- 0				
9- 2	0- 1	0- 1	NON-CONFERENCE	0- 0	2- 0	7- 0				
7- 1	0- 0	0- 1	HOME	0- 0	1- 0	6- 0				
1- 0	0- 0	0- 0	AWAY	0- 0	1- 0	0- 0				
1- 1	0- 1	0- 0	NEUTRAL	0- 0	0- 0	1- 0				
11- 8	1- 3	2- 3	CONFERENCE	1- 1	4- 0	3- 1				
6- 3	1- 1	1- 1	HOME	1- 0	2- 0	1- 1				
5- 4	0- 2	1- 1	AWAY	0- 1	2- 0	2- 0				
0- 1	0- 0	0- 1	NEUTRAL	0- 0	0- 0	0- 0				

RPI 1-25				RPI 26-50				RPI 51-100				RPI 101+ Team's RPI: 78			
RPI	S	Opponent	Score	RPI	S	Opponent	Score	RPI	S	Opponent	Score	RPI	S	Opponent	Score
2	A	Baylor	47 79	29	A	Texas	64 58	58	A	TCU	48 62	124	H	Towson	90 43
2	H	Baylor	57 63	29	H	Texas	58 70	58	H	TCU	79 65	127	A	Pittsburgh	77 43
7	N	Iowa	81 84	31	H	Missouri	51 68					142	A	Texas Tech	75 72
11	A	Iowa St.	61 77	32	A	Kansas St.	79 90					142	H	Texas Tech	68 65
11	H	Iowa St.	73 64	32	H	Kansas St.	60 30					143	A	Oklahoma St.	77 54
				32	N	Kansas St.	59 72					143	H	Oklahoma St.	67 58
LAST 12 Division I GAMES:															
				32	N	Kansas St.	59 72	143	A	Oklahoma St.	77 54	154	A	Kansas	75 61
				333	N	Eastern Ky.	81 39	58	H	TCU	79 65	154	H	Kansas	71 50
				2	H	Baylor	57 63	142	A	Texas Tech	75 72	155	A	Oklahoma	66 55
				154	A	Kansas	75 61	11	A	Iowa St.	61 77	155	H	Oklahoma	69 80
				32	A	Kansas St.	79 90	154	H	Kansas	71 50	273	H	Niagara	84 32
				155	H	Oklahoma	69 80	29	A	Texas	64 58	294	H	Bryant	94 48
												310	H	Morgan St.	72 37
												314	H	Coppin St.	78 37
												325	H	NJIT	95 50
												333	H	Eastern Ky.	78 29
												333	N	Eastern Ky.	81 39

Non-Div I Games:

West Virginia

■ Loss, 
■ Non-Conf, 
■ S Site, 
■ H Home 
■ A Away 
N Neutral

Average RPI Win:	325	WON-LOST	WINNING	LAST 10	STRENGTH OF	OPP. STRENGTH	TEAM	ADJ.	CONF.	ADJ CONF.
Average RPI Loss:	206	RECORD	PCT. RANK	GAMES	SCHEDULE	OF SCHEDULE	RPI	RPI	RPI	RPI
DIV. I ONLY	2- 26	349	0- 1	251	316	342	342	28	28	
DIV. I NON-CONF.	2- 11	316	0- 0	176	345	305	305	24	24	
TOTALS	RPI 1-25	RPI 26-50	W-L RECORDS	RPI 51-100	RPI 101-150	RPI 150+				
2- 26	0- 1	0- 0	OVERALL	0- 1	0- 4	2- 20				
1- 11	0- 0	0- 0	HOME	0- 0	0- 1	1- 10				
1- 13	0- 1	0- 0	AWAY	0- 1	0- 2	1- 9				
0- 2	0- 0	0- 0	NEUTRAL	0- 0	0- 1	0- 1				
2- 11	0- 1	0- 0	NON-CONFERENCE	0- 1	0- 1	2- 8				
1- 4	0- 0	0- 0	HOME	0- 0	0- 0	1- 4				
1- 6	0- 1	0- 0	AWAY	0- 1	0- 1	1- 3				
0- 1	0- 0	0- 0	NEUTRAL	0- 0	0- 0	0- 1				
0- 15	0- 0	0- 0	CONFERENCE	0- 0	0- 3	0- 12				
0- 7	0- 0	0- 0	HOME	0- 0	0- 1	0- 6				
0- 7	0- 0	0- 0	AWAY	0- 0	0- 1	0- 6				
0- 1	0- 0	0- 0	NEUTRAL	0- 0	0- 1	0- 0				

RPI 1-25				RPI 26-50				RPI 51-100				RPI 101+				Team's RPI: 342	
RPI	S	Opponent	Score	RPI	S	Opponent	Score	RPI	S	Opponent	Score	RPI	S	Opponent	Score		
22	A	Kentucky	39 99					66	A	Georgia Tech	49 84	131	A	Mercer	55 71		
												131	H	Mercer	67 69		
												131	N	Mercer	32 55		
												146	A	Tennessee Tech	58 77		
												168	A	Chattanooga	58 72		
												168	H	Chattanooga	50 65		
												176	A	Coastal Caro.	59 77		
												180	A	UNC Asheville	49 74		
												192	A	Furman	55 65		
												192	H	Furman	28 53		
												196	H	N.C. A&T	51 69		
												201	N	North Ala.	66 89		
												210	H	Campbell	37 63		
												240	H	Gardner-Webb	52 62		
												241	A	ETSU	80 88		
												241	H	ETSU	41 72		
												254	A	Wofford	65 91		
												254	H	Wofford	55 63		
												288	A	Samford	43 58		
												288	H	Samford	42 75		
LAST 12 Division I GAMES:																	
				131	N	Mercer	32 55					254	H	Wofford	55 63		
				168	H	Chattanooga	50 65					192	H	Furman	28 53		
				241	H	ETSU	41 72					241	A	ETSU	80 88		
				307	H	UNC Greensboro	42 66					168	A	Chattanooga	58 72		
				131	A	Mercer	55 71					307	A	UNC Greensboro	59 71		
				288	A	Samford	43 58					288	H	Samford	42 75		
												300	H	South Carolina St.	39 54		
												306	A	Winthrop	65 57		
												307	A	UNC Greensboro	59 71		
												307	H	UNC Greensboro	42 66		
												325	A	NJIT	71 79		
												343	H	USC Upstate	68 64		

Non-Div I Games: North Greenville 71 44 Young Harris 63 54

Western Caro.

Loss, Non-Conf, S Site, H Home A Away N Neutral

Average RPI Win: <b>271</b>	WON-LOST	WINNING	LAST 10	STRENGTH OF	OPP. STRENGTH	TEAM	ADJ.	CONF.	ADJ CONF.
Average RPI Loss: <b>132</b>	RECORD	PCT. RANK	GAMES	SCHEDULE	OF SCHEDULE	RPI	RPI	RPI	RPI
DIV. I ONLY	10- 18	250	0- 1	163	220	242	242	19	19
DIV. I NON-CONF.	2- 9	297	0- 0	94	206	267	267	18	18
TOTALS	RPI 1-25	RPI 26-50	W-L RECORDS	RPI 51-100	RPI 101-150	RPI 150+			
10- 18	0- 1	0- 5	OVERALL	0- 2	0- 2	10- 8			
6- 5	0- 1	0- 3	HOME	0- 0	0- 0	6- 1			
3- 9	0- 0	0- 2	AWAY	0- 2	0- 1	3- 4			
1- 4	0- 0	0- 0	NEUTRAL	0- 0	0- 1	1- 3			
2- 9	0- 1	0- 1	NON-CONFERENCE	0- 2	0- 2	2- 3			
1- 2	0- 1	0- 1	HOME	0- 0	0- 0	1- 0			
0- 4	0- 0	0- 0	AWAY	0- 2	0- 1	0- 1			
1- 3	0- 0	0- 0	NEUTRAL	0- 0	0- 1	1- 2			
8- 9	0- 0	0- 4	CONFERENCE	0- 0	0- 0	8- 5			
5- 3	0- 0	0- 2	HOME	0- 0	0- 0	5- 1			
3- 5	0- 0	0- 2	AWAY	0- 0	0- 0	3- 3			
0- 1	0- 0	0- 0	NEUTRAL	0- 0	0- 0	0- 1			

RPI 1-25				RPI 26-50				RPI 51-100				RPI 101+ Team's RPI: 242			
RPI	S	Opponent	Score	RPI	S	Opponent	Score	RPI	S	Opponent	Score	RPI	S	Opponent	Score
16	H	Drake	71 98	27	A	South Dakota St.	62 100	74	A	Butler	51 92	123	N	Northern Ill.	61 86
				27	H	South Dakota St.	84 93	89	A	Purdue	60 81	150	A	Bradley	68 82
				31	H	Missouri	64 89					159	A	Oral Roberts	64 68
				40	A	South Dakota	49 92					159	H	Oral Roberts	85 92
				40	H	South Dakota	61 83					159	N	Oral Roberts	64 68
												166	A	Denver	85 94
												166	H	Denver	87 78
												192	N	Furman	85 78
												224	A	North Dakota	92 80
												224	H	North Dakota	111 90
												243	A	Southeast Mo. St.	71 81
												256	N	UTEP	72 84
												259	H	Austin Peay	77 72
												295	N	Eastern Ill.	62 64
												322	A	North Dakota St.	60 68
												322	H	North Dakota St.	82 70
												326	A	Omaha	79 67
												326	H	Omaha	78 70
												335	A	Purdue Fort Wayne	90 61
												335	H	Purdue Fort Wayne	73 59
LAST 12 Division I GAMES:															
				159	N	Oral Roberts	64 68					335	A	Purdue Fort Wayne	90 61
				27	A	South Dakota St.	62 100					322	H	North Dakota St.	82 70
				166	A	Denver	85 94					224	H	North Dakota	111 90
				159	H	Oral Roberts	85 92					40	A	South Dakota	49 92
				40	H	South Dakota	61 83					335	H	Purdue Fort Wayne	73 59
				326	A	Omaha	79 67					326	H	Omaha	78 70

Non-Div I Games: MacMurray 136 39 William Woods 81 73

Western Ill.

Loss, Non-Conf, S Site, H Home A Away N Neutral



Average RPI Win:	201	WON-LOST	WINNING	LAST 10	STRENGTH OF	OPP. STRENGTH	TEAM	ADJ.	CONF.	ADJ CONF.
Average RPI Loss:	79	RECORD	PCT. RANK	GAMES	SCHEDULE	OF SCHEDULE	RPI	RPI	RPI	RPI
DIV. I ONLY	15- 13	148	0- 1	58	83	105	105	14	14	
DIV. I NON-CONF.	4- 8	241	0- 1	26	4	129	129	17	17	
TOTALS	RPI 1-25	RPI 26-50	W-L RECORDS	RPI 51-100	RPI 101-150	RPI 150+				
15- 13	0- 5	0- 2	OVERALL	2- 1	2- 1	11- 4				
7- 6	0- 2	0- 1	HOME	1- 0	2- 0	4- 3				
7- 5	0- 1	0- 1	AWAY	1- 1	0- 1	6- 1				
1- 2	0- 2	0- 0	NEUTRAL	0- 0	0- 0	1- 0				
4- 8	0- 5	0- 1	NON-CONFERENCE	1- 0	0- 0	3- 2				
2- 3	0- 2	0- 0	HOME	0- 0	0- 0	2- 1				
1- 3	0- 1	0- 1	AWAY	1- 0	0- 0	0- 1				
1- 2	0- 2	0- 0	NEUTRAL	0- 0	0- 0	1- 0				
11- 5	0- 0	0- 1	CONFERENCE	1- 1	2- 1	8- 2				
5- 3	0- 0	0- 1	HOME	1- 0	2- 0	2- 2				
6- 2	0- 0	0- 0	AWAY	0- 1	0- 1	6- 0				
0- 0	0- 0	0- 0	NEUTRAL	0- 0	0- 0	0- 0				

RPI 1-25				RPI 26-50				RPI 51-100				RPI 101+ Team's RPI: 105			
RPI	S	Opponent	Score	RPI	S	Opponent	Score	RPI	S	Opponent	Score	RPI	S	Opponent	Score
1	A	Notre Dame	53 94	28	A	Central Mich.	90 108	68	A	Middle Tenn.	69 81	101	A	UAB	63 70
3	H	Louisville	80 102	35	H	Rice	46 68	68	H	Middle Tenn.	67 56	102	H	Charlotte	76 58
7	H	Iowa	67 104					73	A	Little Rock	68 56	103	H	Old Dominion	75 60
13	N	Gonzaga	55 76									152	H	Southern Ill.	83 76
24	N	Oregon St.	60 74									155	A	Oklahoma	83 90
												172	H	Louisiana Tech	81 76
												177	A	North Texas	71 66
												177	H	North Texas	67 76
												193	H	Southern Miss.	56 69
												217	A	Marshall	69 66
												217	H	Marshall	85 55
												219	H	Ball St.	83 86
												241	N	ETSU	82 68
												256	A	UTEP	64 61
												302	A	UTSA	81 62
												303	A	Fla. Atlantic	81 50
												310	H	Morgan St.	90 43
												320	A	FIU	94 82
LAST 12 Division I GAMES:															
		13	N	Gonzaga	55	76		68	A	Middle Tenn.	69	81			
		241	N	ETSU	82	68		177	H	North Texas	67	76			
		68	H	Middle Tenn.	67	56		35	H	Rice	46	68			
		177	A	North Texas	71	66		256	A	UTEP	64	61			
		217	A	Marshall	69	66		302	A	UTSA	81	62			
		101	A	UAB	63	70		172	H	Louisiana Tech	81	76			

Non-Div I Games: Union (TN) 77 65 Bellarmine 95 57

Western Ky.

Loss, Non-Conf, S Site, H Home A Away N Neutral

Average RPI Win:	278	WON-LOST	WINNING	LAST 10	STRENGTH OF	OPP. STRENGTH	TEAM	ADJ.	CONF.	ADJ CONF.
Average RPI Loss:	115	RECORD	PCT. RANK	GAMES	SCHEDULE	OF SCHEDULE	RPI	RPI	RPI	RPI
DIV. I ONLY	9- 20	268	0- 1	243	110	268	268	8	8	
DIV. I NON-CONF.	5- 5	162	0- 0	350	286	330	330	9	9	
TOTALS	RPI 1-25	RPI 26-50	W-L RECORDS	RPI 51-100	RPI 101-150	RPI 150+				
9- 20	0- 0	0- 6	OVERALL	0- 4	0- 4	9- 6				
4- 10	0- 0	0- 4	HOME	0- 2	0- 2	4- 2				
4- 9	0- 0	0- 2	AWAY	0- 2	0- 2	4- 3				
1- 1	0- 0	0- 0	NEUTRAL	0- 0	0- 0	1- 1				
5- 5	0- 0	0- 1	NON-CONFERENCE	0- 0	0- 1	5- 3				
2- 3	0- 0	0- 1	HOME	0- 0	0- 1	2- 1				
2- 1	0- 0	0- 0	AWAY	0- 0	0- 0	2- 1				
1- 1	0- 0	0- 0	NEUTRAL	0- 0	0- 0	1- 1				
4- 15	0- 0	0- 5	CONFERENCE	0- 4	0- 3	4- 3				
2- 7	0- 0	0- 3	HOME	0- 2	0- 1	2- 1				
2- 8	0- 0	0- 2	AWAY	0- 2	0- 2	2- 2				
0- 0	0- 0	0- 0	NEUTRAL	0- 0	0- 0	0- 0				

RPI S	Opponent	Score	RPI S	Opponent	Score	RPI S	Opponent	Score	RPI S	Opponent	Score	Team's RPI: 268
			28 A	Central Mich.	57 88	83 A	Toledo	63 73	123 A	Northern Ill.	69 70	
			28 H	Central Mich.	53 87	83 H	Toledo	57 80	123 A	Northern Ill.	64 77	
			33 A	Ohio	56 70	84 A	Kent St.	51 55	123 H	Northern Ill.	71 74	
			36 H	Buffalo	59 61	84 H	Kent St.	52 56	138 H	New Mexico St.	54 66	
			44 H	Miami (OH)	62 81				162 A	Akron	62 69	
			46 H	Michigan	42 79				162 H	Akron	59 72	
									195 A	Eastern Mich.	61 64	
									195 H	Eastern Mich.	71 68	
									218 A	Bowling Green	84 82	
									219 A	Ball St.	65 62	
									219 H	Ball St.	72 54	
									224 N	North Dakota	50 62	
									239 A	Ole Miss	66 69	
									253 H	Loyola Chicago	53 64	
									303 A	Fla. Atlantic	69 59	
									333 H	Eastern Ky.	64 53	
									335 H	Purdue Fort Wayne	69 61	
									336 A	Detroit Mercy	54 44	
									346 N	Florida A&M	69 50	
LAST 12 Division I GAMES:												
123 A	Northern Ill.	69 70	84 H	Kent St.	52 56							
123 H	Northern Ill.	71 74	33 A	Ohio	56 70							
28 A	Central Mich.	57 88	28 H	Central Mich.	53 87							
219 H	Ball St.	72 54	162 A	Akron	62 69							
83 A	Toledo	63 73	84 A	Kent St.	51 55							
195 H	Eastern Mich.	71 68	44 H	Miami (OH)	62 81							

Non-Div I Games: Saginaw Valley 75 51

Western Mich.

■ Loss, 
■ Non-Conf, 
■ S Site, 
■ H Home 
■ A Away 
N Neutral

Average RPI Win:	218	WON-LOST	WINNING	LAST 10	STRENGTH OF	OPP. STRENGTH	TEAM	ADJ.	CONF.	ADJ CONF.
Average RPI Loss:	129	RECORD	PCT. RANK	GAMES	SCHEDULE	OF SCHEDULE	RPI	RPI	RPI	RPI
DIV. I ONLY	12- 18	226	0- 1	223	106	257	257	9	9	
DIV. I NON-CONF.	7- 6	153	0- 0	244	217	251	251	8	8	
TOTALS	RPI 1-25	RPI 26-50	W-L RECORDS	RPI 51-100	RPI 101-150	RPI 150+				
12- 18	0- 2	0- 1	OVERALL	1- 2	0- 5	11- 8				
10- 8	0- 2	0- 0	HOME	1- 1	0- 3	9- 2				
2- 6	0- 0	0- 0	AWAY	0- 1	0- 1	2- 4				
0- 4	0- 0	0- 1	NEUTRAL	0- 0	0- 1	0- 2				
7- 6	0- 0	0- 1	NON-CONFERENCE	1- 1	0- 3	6- 1				
7- 3	0- 0	0- 0	HOME	1- 1	0- 2	6- 0				
0- 0	0- 0	0- 0	AWAY	0- 0	0- 0	0- 0				
0- 3	0- 0	0- 1	NEUTRAL	0- 0	0- 1	0- 1				
5- 12	0- 2	0- 0	CONFERENCE	0- 1	0- 2	5- 7				
3- 5	0- 2	0- 0	HOME	0- 0	0- 1	3- 2				
2- 6	0- 0	0- 0	AWAY	0- 1	0- 1	2- 4				
0- 1	0- 0	0- 0	NEUTRAL	0- 0	0- 0	0- 1				

RPI 1-25				RPI 26-50				RPI 51-100				RPI 101+ Team's RPI: 257			
RPI	S	Opponent	Score	RPI	S	Opponent	Score	RPI	S	Opponent	Score	RPI	S	Opponent	Score
6	H	UConn	47 <b>84</b>	40	N	South Dakota	64 <b>73</b>	70	H	Missouri St.	63 60	110	H	Houston	58 <b>66</b>
15	H	UCF	49 <b>57</b>					75	A	Cincinnati	54 <b>82</b>	115	A	South Fla.	46 <b>55</b>
								93	H	Creighton	71 <b>83</b>	117	N	Northwestern	43 <b>65</b>
												143	H	Oklahoma St.	47 <b>60</b>
												146	H	Tennessee Tech	45 <b>55</b>
												157	A	Tulsa	49 <b>63</b>
												157	H	Tulsa	71 49
												157	N	Tulsa	50 <b>61</b>
												160	N	Washington St.	59 <b>85</b>
												165	A	Temple	52 <b>68</b>
												165	H	Temple	40 <b>65</b>
												167	A	Tulane	62 44
												172	H	Louisiana Tech	70 56
												173	H	Sam Houston St.	63 55
												190	A	East Carolina	56 <b>78</b>
												190	H	East Carolina	57 47
												200	H	Grambling	70 61
												229	A	SMU	50 <b>78</b>
												229	H	SMU	53 42
												232	A	Memphis	57 48
												232	H	Memphis	50 <b>71</b>
												332	H	Houston Baptist	68 50
												345	H	Savannah St.	66 50
												349	H	Ark.-Pine Bluff	76 39
LAST 12 Division I GAMES:															
157	N	Tulsa	50 <b>61</b>	15	H	UCF	49 <b>57</b>	229	H	SMU	53 42	345	H	Savannah St.	66 50
160	N	Washington St.	59 <b>85</b>	75	A	Cincinnati	54 <b>82</b>	232	A	Memphis	57 48	349	H	Ark.-Pine Bluff	76 39
157	H	Tulsa	71 49	165	H	Temple	40 <b>65</b>								
165	A	Temple	52 <b>68</b>	190	H	East Carolina	57 47								
6	H	UConn	47 <b>84</b>												
115	A	South Fla.	46 <b>55</b>												

Non-Div I Games:

Wichita St.

■ Loss, 
■ Non-Conf, 
■ S Site, 
■ H Home 
■ A Away 
N Neutral

Average RPI Win:	219	WON-LOST	WINNING	LAST 10	STRENGTH OF	OPP. STRENGTH	TEAM	ADJ.	CONF.	ADJ CONF.
Average RPI Loss:	123	RECORD	PCT. RANK	GAMES	SCHEDULE	OF SCHEDULE	RPI	RPI	RPI	RPI
DIV. I ONLY	15- 15	170	1- 0	142	159	161	161	10	10	
DIV. I NON-CONF.	7- 4	108	0- 0	157	308	110	110	10	10	
TOTALS	RPI 1-25	RPI 26-50	W-L RECORDS	RPI 51-100	RPI 101-150	RPI 150+				
15- 15	0- 2	0- 0	OVERALL	1- 4	2- 6	12- 3				
7- 7	0- 1	0- 0	HOME	0- 3	1- 2	6- 1				
7- 8	0- 1	0- 0	AWAY	1- 1	1- 4	5- 2				
1- 0	0- 0	0- 0	NEUTRAL	0- 0	0- 0	1- 0				
7- 4	0- 0	0- 0	NON-CONFERENCE	0- 1	0- 2	7- 1				
4- 1	0- 0	0- 0	HOME	0- 1	0- 0	4- 0				
3- 3	0- 0	0- 0	AWAY	0- 0	0- 2	3- 1				
0- 0	0- 0	0- 0	NEUTRAL	0- 0	0- 0	0- 0				
8- 11	0- 2	0- 0	CONFERENCE	1- 3	2- 4	5- 2				
3- 6	0- 1	0- 0	HOME	0- 2	1- 2	2- 1				
4- 5	0- 1	0- 0	AWAY	1- 1	1- 2	2- 1				
1- 0	0- 0	0- 0	NEUTRAL	0- 0	0- 0	1- 0				

RPI 1-25				RPI 26-50				RPI 51-100				RPI 101+ Team's RPI: 161			
RPI	S	Opponent	Score	RPI	S	Opponent	Score	RPI	S	Opponent	Score	RPI	S	Opponent	Score
25	A	James Madison	48 65					63	A	Drexel	77 72	103	A	Old Dominion	69 83
25	H	James Madison	65 78					63	H	Drexel	58 62	104	A	Hartford	45 50
								90	H	VCU	55 72	114	A	UNCW	58 66
								98	A	Northeastern	74 88	114	H	UNCW	70 64
								98	H	Northeastern	71 75	124	A	Towson	80 69
												124	H	Towson	75 82
												126	A	Delaware	52 68
												126	H	Delaware	59 70
												153	A	Davidson	65 76
												190	H	East Carolina	63 43
												216	H	George Washington	73 59
												222	H	Howard	88 75
												237	A	Elon	64 59
												237	H	Elon	65 60
												246	A	Hofstra	60 55
												246	H	Hofstra	83 72
												264	A	Loyola Maryland	65 49
												270	H	Richmond	65 55
												276	A	Norfolk St.	55 44
												282	A	Fairfield	60 54
												296	A	Col. of Charleston	77 79
												296	H	Col. of Charleston	54 66
												296	N	Col. of Charleston	61 41
LAST 12 Division I GAMES:															
296	N	Col. of Charleston	61 41	124	H	Towson	75 82								
246	H	Hofstra	83 72	237	A	Elon	64 59								
98	H	Northeastern	71 75	114	A	UNCW	58 66								
126	A	Delaware	52 68	296	A	Col. of Charleston	77 79								
63	A	Drexel	77 72	63	H	Drexel	58 62								
25	H	James Madison	65 78	126	H	Delaware	59 70								

Non-Div I Games:

William &amp; Mary

■ Loss, 
 ■ Non-Conf, 
 ■ S Site, 
 ■ H Home 
 ■ A Away 
 N Neutral

Average RPI Win:	289	WON-LOST	WINNING	LAST 10	STRENGTH OF	OPP. STRENGTH	TEAM	ADJ.	CONF.	ADJ CONF.
Average RPI Loss:	208	RECORD	PCT. RANK	GAMES	SCHEDULE	OF SCHEDULE	RPI	RPI	RPI	RPI
DIV. I ONLY	10- 19	258	0- 1	333	313	306	306	27	27	
DIV. I NON-CONF.	4- 6	212	0- 0	326	316	281	281	29	29	
TOTALS	RPI 1-25	RPI 26-50	W-L RECORDS	RPI 51-100	RPI 101-150	RPI 150+				
10- 19	0- 1	0- 0	OVERALL	0- 3	0- 1	10- 14				
5- 8	0- 0	0- 0	HOME	0- 1	0- 0	5- 7				
5- 11	0- 1	0- 0	AWAY	0- 2	0- 1	5- 7				
0- 0	0- 0	0- 0	NEUTRAL	0- 0	0- 0	0- 0				
4- 6	0- 1	0- 0	NON-CONFERENCE	0- 0	0- 1	4- 4				
2- 1	0- 0	0- 0	HOME	0- 0	0- 0	2- 1				
2- 5	0- 1	0- 0	AWAY	0- 0	0- 1	2- 3				
0- 0	0- 0	0- 0	NEUTRAL	0- 0	0- 0	0- 0				
6- 13	0- 0	0- 0	CONFERENCE	0- 3	0- 0	6- 10				
3- 7	0- 0	0- 0	HOME	0- 1	0- 0	3- 6				
3- 6	0- 0	0- 0	AWAY	0- 2	0- 0	3- 4				
0- 0	0- 0	0- 0	NEUTRAL	0- 0	0- 0	0- 0				

RPI 1-25				RPI 26-50				RPI 51-100				RPI 101+ Team's RPI: 306			
RPI	S	Opponent	Score	RPI	S	Opponent	Score	RPI	S	Opponent	Score	RPI	S	Opponent	Score
25	A	James Madison	39 56					80	A	Radford	49 70	112	A	Georgia	39 85
								80	H	Radford	57 79	180	A	UNC Asheville	36 70
								95	A	High Point	54 56	180	H	UNC Asheville	43 55
												186	A	Wisconsin	41 76
												194	A	Hampton	63 88
												194	H	Hampton	63 84
												210	A	Campbell	59 46
												210	H	Campbell	67 76
												237	H	Elon	58 57
												240	A	Gardner-Webb	64 62
												240	H	Gardner-Webb	52 65
												254	A	Wofford	53 70
												286	A	Ga. Southern	55 64
												293	A	Charleston So.	57 67
												293	H	Charleston So.	57 52
												296	A	Col. of Charleston	71 64
												300	A	South Carolina St.	58 50
												321	A	Presbyterian	62 54
												321	H	Presbyterian	52 64
												321	H	Presbyterian	55 52
												334	H	N.C. Central	66 41
												338	H	Longwood	77 69
												342	H	Western Caro.	57 65
												343	A	USC Upstate	49 58
												343	H	USC Upstate	50 76
LAST 12 Division I GAMES:															
321	H	Presbyterian	52 64	180	H	UNC Asheville	43 55								
194	A	Hampton	63 88	240	H	Gardner-Webb	52 65								
293	A	Charleston So.	57 67	321	A	Presbyterian	62 54								
210	H	Campbell	67 76	180	A	UNC Asheville	36 70								
343	A	USC Upstate	49 58	95	A	High Point	54 56								
80	H	Radford	57 79	321	H	Presbyterian	55 52								

Non-Div I Games: Newberry

63 67

Winthrop

■ Loss, 
 ■ Non-Conf, 
 ■ S Site, 
 ■ Home 
 ■ A Away 
 N Neutral

Average RPI Win: 199		WON-LOST	WINNING	LAST 10	STRENGTH OF	OPP. STRENGTH	TEAM	ADJ.	CONF.	ADJ CONF.
Average RPI Loss: 83		RECORD	PCT. RANK	GAMES	SCHEDULE	OF SCHEDULE	RPI	RPI	RPI	RPI
DIV. I ONLY		15- 18	203	1- 0	166	72	186	186	4	4
DIV. I NON-CONF.		9- 3	62	0- 0	315	212	172	172	6	6
TOTALS		RPI 1-25	RPI 26-50		W-L RECORDS		RPI 51-100	RPI 101-150	RPI 150+	
15- 18	0- 2	1- 5		OVERALL		3- 5	3- 5	8- 1		
10- 6	0- 0	1- 2		HOME		2- 2	1- 2	6- 0		
1- 10	0- 2	0- 2		AWAY		0- 2	0- 3	1- 1		
4- 2	0- 0	0- 1		NEUTRAL		1- 1	2- 0	1- 0		
9- 3	0- 0	0- 0		NON-CONFERENCE		0- 3	2- 0	7- 0		
6- 1	0- 0	0- 0		HOME		0- 1	1- 0	5- 0		
1- 1	0- 0	0- 0		AWAY		0- 1	0- 0	1- 0		
2- 1	0- 0	0- 0		NEUTRAL		0- 1	1- 0	1- 0		
6- 15	0- 2	1- 5		CONFERENCE		3- 2	1- 5	1- 1		
4- 5	0- 0	1- 2		HOME		2- 1	0- 2	1- 0		
0- 9	0- 2	0- 2		AWAY		0- 1	0- 3	0- 1		
2- 1	0- 0	0- 1		NEUTRAL		1- 0	1- 0	0- 0		

RPI	S	Opponent	Score	RPI	S	Opponent	Score	RPI	S	Opponent	Score	RPI	S	Opponent	Score	Team's RPI: 186
7	A	Iowa	53 71	30	A	Rutgers	53 73	65	N	Arkansas	68 69	107	A	Minnesota	56 74	
14	A	Maryland	57 75	42	H	Michigan St.	79 62	67	A	Green Bay	46 55	107	H	Minnesota	50 78	
				46	A	Michigan	49 59	77	H	Duke	53 60	117	A	Northwestern	46 72	
				46	H	Michigan	70 76	89	H	Purdue	76 69	127	N	Pittsburgh	57 42	
				46	N	Michigan	65 73	94	H	Nebraska	70 69	132	H	IUPUI	65 64	
				47	H	Indiana	68 75	100	A	Ohio St.	68 70	145	A	Penn St.	64 71	
								100	H	Ohio St.	50 61	145	H	Penn St.	59 65	
								100	N	Ohio St.	73 63	145	N	Penn St.	65 57	
												198	A	Milwaukee	68 57	
												217	H	Marshall	67 49	
												226	A	Illinois	68 78	
												226	H	Illinois	75 67	
												305	N	Tennessee St.	58 53	
												306	H	Winthrop	76 41	
												322	H	North Dakota St.	64 53	
												331	H	Evansville	96 60	
												348	H	Chicago St.	85 38	
LAST 12 Division I GAMES:																
145	N	Penn St.	65 57	226	H	Illinois	75 67	100	A	Ohio St.	68 70	42	H	Michigan St.	79 62	
100	N	Ohio St.	73 63	46	N	Michigan	65 73	226	A	Illinois	68 78	46	A	Michigan	70 76	
46	N	Michigan	65 73	49	A	Michigan	49 59	46	H	Michigan	70 76	14	A	Maryland	57 75	
46	A	Michigan	49 59	100	H	Ohio St.	50 61									
100	H	Ohio St.	50 61	30	A	Rutgers	53 73									

Non-Div I Games:

Wisconsin

■ Loss, 
 ■ Non-Conf, 
 ■ S Site, 
 ■ H Home 
 ■ A Away 
 N Neutral

## Wofford

## Through Games Of March 13, 2019

Average RPI Win: <b>276</b>	WON-LOST	WINNING	LAST 10	STRENGTH OF	OPP. STRENGTH	TEAM	ADJ.	CONF.	ADJ CONF.
Average RPI Loss: <b>185</b>	RECORD	PCT. RANK	GAMES	SCHEDULE	OF SCHEDULE	RPI	RPI	RPI	RPI
DIV. I ONLY	13- 15	198	1- 0	337	250	254	254	28	28
DIV. I NON-CONF.	5- 7	206	0- 0	321	248	249	249	24	24
TOTALS	RPI 1-25	RPI 26-50	W-L RECORDS	RPI 51-100	RPI 101-150	RPI 150+			
13- 15	0- 0	0- 1	OVERALL	0- 1	0- 5	13- 8			
9- 1	0- 0	0- 0	HOME	0- 0	0- 1	9- 0			
3- 13	0- 0	0- 1	AWAY	0- 1	0- 3	3- 8			
1- 1	0- 0	0- 0	NEUTRAL	0- 0	0- 1	1- 0			
5- 7	0- 0	0- 1	NON-CONFERENCE	0- 1	0- 2	5- 3			
3- 0	0- 0	0- 0	HOME	0- 0	0- 0	3- 0			
2- 7	0- 0	0- 1	AWAY	0- 1	0- 2	2- 3			
0- 0	0- 0	0- 0	NEUTRAL	0- 0	0- 0	0- 0			
8- 8	0- 0	0- 0	CONFERENCE	0- 0	0- 3	8- 5			
6- 1	0- 0	0- 0	HOME	0- 0	0- 1	6- 0			
1- 6	0- 0	0- 0	AWAY	0- 0	0- 1	1- 5			
1- 1	0- 0	0- 0	NEUTRAL	0- 0	0- 1	1- 0			

RPI S	Opponent	Score	RPI S	Opponent	Score	RPI S	Opponent	Score	RPI S	Opponent	Score	Team's RPI: 254
49	A Clemson	77 85	66	A Georgia Tech	40 81	102	A Charlotte	63 85	130	A Appalachian St.	70 94	
						131	A Mercer	59 65	131	H Mercer	79 81	
						131	N Mercer	51 69	168	A Chattanooga	82 89	
						168	H Chattanooga	64 60	180	A UNC Asheville	46 60	
						192	A Furman	50 63	192	H Furman	84 75	
						240	H Gardner-Webb	59 53	241	A ETSU	79 92	
						241	H ETSU	77 74	241	N ETSU	75 66	
						286	A Ga. Southern	81 65	288	A Samford	62 79	
						288	H Samford	71 62	296	H Col. of Charleston	78 58	
						306	H Winthrop	70 53	307	A UNC Greensboro	61 77	
						307	H UNC Greensboro	93 66	321	A Presbyterian	50 61	
						334	A N.C. Central	59 66	338	A Longwood	101 72	
						342	A Western Caro.	63 55	342	H Western Caro.	91 65	
LAST 12 Division I GAMES:												
241	N ETSU	75 66	241	H ETSU	77 74							
131	N Mercer	51 69	342	A Western Caro.	63 55							
131	A Mercer	59 65	307	A UNC Greensboro	61 77							
288	A Samford	62 79	288	H Samford	71 62							
192	H Furman	84 75	131	H Mercer	79 81							
168	H Chattanooga	64 60	192	A Furman	50 63							

Non-Div I Games: Warren Wilson 107 30 Southern Wesleyan 110 47 Brevard 106 52

Wofford

Loss, Non-Conf, S Site, H Home A Away N Neutral

Average RPI Win: <b>214</b>	WON-LOST	WINNING	LAST 10	STRENGTH OF	OPP. STRENGTH	TEAM	ADJ.	CONF.	ADJ CONF.
Average RPI Loss: <b>107</b>	RECORD	PCT. RANK	GAMES	SCHEDULE	OF SCHEDULE	RPI	RPI	RPI	RPI
DIV. I ONLY	<b>26- 6</b>	<b>21</b>	<b>1- 0</b>	<b>208</b>	<b>202</b>	<b>56</b>	<b>56</b>	<b>21</b>	<b>21</b>
DIV. I NON-CONF.	<b>7- 4</b>	<b>108</b>	<b>0- 0</b>	<b>71</b>	<b>157</b>	<b>52</b>	<b>52</b>	<b>19</b>	<b>19</b>
TOTALS	RPI 1-25	RPI 26-50	W-L RECORDS	RPI 51-100	RPI 101-150	RPI 150+			
26- 6	0- 0	0- 2	OVERALL	4- 1	5- 2	17- 1			
11- 1	0- 0	0- 1	HOME	2- 0	2- 0	7- 0			
9- 5	0- 0	0- 1	AWAY	0- 1	1- 2	8- 1			
6- 0	0- 0	0- 0	NEUTRAL	2- 0	2- 0	2- 0			
7- 4	0- 0	0- 2	NON-CONFERENCE	2- 0	1- 1	4- 1			
1- 1	0- 0	0- 1	HOME	1- 0	0- 0	0- 0			
2- 3	0- 0	0- 1	AWAY	0- 0	0- 1	2- 1			
4- 0	0- 0	0- 0	NEUTRAL	1- 0	1- 0	2- 0			
19- 2	0- 0	0- 0	CONFERENCE	2- 1	4- 1	13- 0			
10- 0	0- 0	0- 0	HOME	1- 0	2- 0	7- 0			
7- 2	0- 0	0- 0	AWAY	0- 1	1- 1	6- 0			
2- 0	0- 0	0- 0	NEUTRAL	1- 0	1- 0	0- 0			

RPI S	Opponent	Score	RPI S	Opponent	Score	RPI S	Opponent	Score	RPI S	Opponent	Score
42	A Michigan St.	68 <b>84</b>	45	H Belmont	63 <b>79</b>	63	N Drexel	71 63	102	A Charlotte	85 <b>88</b>
						67	A Green Bay	37 <b>56</b>	119	N Marist	76 60
						67	H Green Bay	85 67	122	A Youngstown St.	68 <b>83</b>
						67	N Green Bay	55 52	122	H Youngstown St.	70 65
						84	H Kent St.	61 55	132	A IUPUI	78 75
									132	H IUPUI	66 59
									132	N IUPUI	60 51
									198	A Milwaukee	73 69
									198	H Milwaukee	61 57
									203	A UNLV	68 52
									208	N Stetson	57 44
									244	A Northern Ky.	61 55
									244	H Northern Ky.	78 56
									246	N Hofstra	93 64
									263	A Manhattan	60 44
									266	A CSU Bakersfield	74 <b>76</b>
									281	A Cleveland St.	70 65
									281	H Cleveland St.	78 52
									309	A Oakland	73 64
									309	H Oakland	69 58
									309	H Oakland	83 60
									336	A Detroit Mercy	76 73
									336	H Detroit Mercy	78 59
									339	A UIC	79 46
									339	H UIC	72 47
LAST 12 Division I GAMES:											
309	H Oakland	83 60	281	H Cleveland St.	78 52						
132	N IUPUI	60 51	244	H Northern Ky.	78 56						
67	N Green Bay	55 52	67	A Green Bay	37 <b>56</b>						
309	A Oakland	73 64	198	A Milwaukee	73 69						
336	A Detroit Mercy	76 73	132	H IUPUI	66 59						
122	H Youngstown St.	70 65	339	H UIC	72 47						

Non-Div I Games: Kentucky St. 83 53

Wright St.



## Wyoming

Through Games Of March 13, 2019

Average RPI Win:	197	WON-LOST	WINNING	LAST 10	STRENGTH OF	OPP. STRENGTH	TEAM	ADJ.	CONF.	ADJ CONF.
Average RPI Loss:	79	RECORD	PCT. RANK	GAMES	SCHEDULE	OF SCHEDULE	RPI	RPI	RPI	RPI
DIV. I ONLY	20- 8	57	2- 1	94	134	61	61	15	15	
DIV. I NON-CONF.	5- 2	82	0- 0	25	62	23	23	12	12	
TOTALS	RPI 1-25	RPI 26-50	W-L RECORDS	RPI 51-100	RPI 101-150	RPI 150+				
20- 8	0- 0	2- 3	OVERALL	1- 3	2- 1	15- 1				
11- 2	0- 0	2- 0	HOME	1- 1	1- 1	7- 0				
6- 5	0- 0	0- 2	AWAY	0- 2	1- 0	5- 1				
3- 1	0- 0	0- 1	NEUTRAL	0- 0	0- 0	3- 0				
5- 2	0- 0	1- 1	NON-CONFERENCE	1- 1	1- 0	2- 0				
4- 0	0- 0	1- 0	HOME	1- 0	1- 0	1- 0				
0- 2	0- 0	0- 1	AWAY	0- 1	0- 0	0- 0				
1- 0	0- 0	0- 0	NEUTRAL	0- 0	0- 0	1- 0				
15- 6	0- 0	1- 2	CONFERENCE	0- 2	1- 1	13- 1				
7- 2	0- 0	1- 0	HOME	0- 1	0- 1	6- 0				
6- 3	0- 0	0- 1	AWAY	0- 1	1- 0	5- 1				
2- 1	0- 0	0- 1	NEUTRAL	0- 0	0- 0	2- 0				

RPI S	Opponent	Score	RPI S	Opponent	Score	RPI S	Opponent	Score	RPI S	Opponent	Score
27	H South Dakota St.	77 70	27	H South Dakota St.	77 70	54	A New Mexico	50 57	120	A Fresno St.	63 56
38	A Boise St.	64 72	38	A Boise St.	64 72	54	H New Mexico	75 78	120	H Fresno St.	64 66
38	H Boise St.	64 52	38	H Boise St.	64 52	87	H Idaho	64 61	147	H Montana St.	66 58
38	N Boise St.	51 68	38	N Boise St.	51 68	99	A Pacific	64 70	166	H Denver	78 74
50	A Saint Mary's (CA)	84 90	50	A Saint Mary's (CA)	84 90				177	N North Texas	53 49
LAST 12 Division I GAMES:											
182	N Utah St.	64 41	120	H Fresno St.	64 66	182	A Utah St.	42 50	182	H Utah St.	53 35
205	N San Diego St.	75 70	279	H Colorado St.	56 32	182	N Utah St.	64 41	203	A UNLV	64 49
38	N Boise St.	51 68	203	A UNLV	64 49	203	H UNLV	90 62	205	H San Diego St.	87 45
54	A New Mexico	50 57	245	A Nevada	55 51	205	N San Diego St.	75 70	245	A Nevada	55 51
297	H San Jose St.	85 56	182	H Utah St.	53 35	279	A Colorado St.	60 49	279	H Colorado St.	56 32
298	A Air Force	59 56	279	A Colorado St.	60 49	297	A San Jose St.	70 56	297	H San Jose St.	85 56
						298	A Air Force	59 56	298	H Air Force	80 60

Non-Div I Games: Chadron St. 80 33 UC-Colo. Springs 98 37

Wyoming

Loss, Non-Conf, S Site, H Home A Away N Neutral

Average RPI Win:	229	WON-LOST	WINNING	LAST 10	STRENGTH OF	OPP. STRENGTH	TEAM	ADJ.	CONF.	ADJ CONF.
Average RPI Loss:	75	RECORD	PCT. RANK	GAMES	SCHEDULE	OF SCHEDULE	RPI	RPI	RPI	RPI
DIV. I ONLY	11- 19	243	0- 1	117	80	215	215	6	6	
DIV. I NON-CONF.	9- 2	43	0- 0	287	298	136	136	4	4	
TOTALS	RPI 1-25	RPI 26-50	W-L RECORDS	RPI 51-100	RPI 101-150	RPI 150+				
11- 19	0- 4	0- 0	OVERALL	0- 9	4- 6	7- 0				
9- 9	0- 2	0- 0	HOME	0- 4	2- 3	7- 0				
2- 9	0- 2	0- 0	AWAY	0- 5	2- 2	0- 0				
0- 1	0- 0	0- 0	NEUTRAL	0- 0	0- 1	0- 0				
9- 2	0- 0	0- 0	NON-CONFERENCE	0- 1	2- 1	7- 0				
8- 1	0- 0	0- 0	HOME	0- 0	1- 1	7- 0				
1- 1	0- 0	0- 0	AWAY	0- 1	1- 0	0- 0				
0- 0	0- 0	0- 0	NEUTRAL	0- 0	0- 0	0- 0				
2- 17	0- 4	0- 0	CONFERENCE	0- 8	2- 5	0- 0				
1- 8	0- 2	0- 0	HOME	0- 4	1- 2	0- 0				
1- 8	0- 2	0- 0	AWAY	0- 4	1- 2	0- 0				
0- 1	0- 0	0- 0	NEUTRAL	0- 0	0- 1	0- 0				

RPI 1-25				RPI 26-50				RPI 51-100				RPI 101+ Team's RPI: 215			
RPI	S	Opponent	Score	RPI	S	Opponent	Score	RPI	S	Opponent	Score	RPI	S	Opponent	Score
12	A	Marquette	53 79					55	A	Villanova	71 75	107	H	Minnesota	53 78
12	H	Marquette	44 90					55	H	Villanova	63 68	116	A	St. John's (NY)	41 70
20	A	DePaul	48 81					69	A	Georgetown	61 68	116	H	St. John's (NY)	57 76
20	H	DePaul	71 73					69	H	Georgetown	64 67	121	A	Providence	58 71
								74	A	Butler	38 63	121	H	Providence	55 63
								74	H	Butler	41 63	121	N	Providence	62 70
								75	A	Cincinnati	61 79	141	A	Seton Hall	80 76
								93	A	Creighton	62 66	141	H	Seton Hall	63 62
								93	H	Creighton	52 53	146	H	Tennessee Tech	70 60
												148	A	Wake Forest	62 50
												201	H	North Ala.	94 81
												218	H	Bowling Green	65 49
												267	H	Alabama St.	87 58
												282	H	Fairfield	48 35
												283	H	New Orleans	61 45
												340	H	Delaware St.	80 59
												348	H	Chicago St.	91 57
LAST 12 Division I GAMES:															
121	N	Providence	62 70	121	H	Providence	55 63								
69	H	Georgetown	64 67	74	A	Butler	38 63								
55	H	Villanova	63 68	116	A	St. John's (NY)	41 70								
12	A	Marquette	53 79	141	A	Seton Hall	80 76								
20	A	DePaul	48 81	20	H	DePaul	71 73								
93	H	Creighton	52 53	12	H	Marquette	44 90								

Non-Div I Games:

Xavier

Average RPI Win: <b>232</b>	WON-LOST	WINNING	LAST 10	STRENGTH OF	OPP. STRENGTH	TEAM	ADJ.	CONF.	ADJ CONF.
Average RPI Loss: <b>126</b>	RECORD	PCT. RANK	GAMES	SCHEDULE	OF SCHEDULE	RPI	RPI	RPI	RPI
DIV. I ONLY	16- 13	143	1- 0	157	228	136	136	11	11
DIV. I NON-CONF.	10- 5	91	1- 0	197	331	89	89	11	11
TOTALS	RPI 1-25	RPI 26-50	W-L RECORDS	RPI 51-100	RPI 101-150	RPI 150+			
16- 13	0- 0	0- 0	OVERALL	2- 6	1- 3	13- 4			
7- 3	0- 0	0- 0	HOME	1- 2	0- 0	6- 1			
6- 10	0- 0	0- 0	AWAY	1- 4	1- 3	4- 3			
3- 0	0- 0	0- 0	NEUTRAL	0- 0	0- 0	3- 0			
10- 5	0- 0	0- 0	NON-CONFERENCE	0- 2	1- 3	9- 0			
3- 0	0- 0	0- 0	HOME	0- 0	0- 0	3- 0			
4- 5	0- 0	0- 0	AWAY	0- 2	1- 3	3- 0			
3- 0	0- 0	0- 0	NEUTRAL	0- 0	0- 0	3- 0			
6- 8	0- 0	0- 0	CONFERENCE	2- 4	0- 0	4- 4			
4- 3	0- 0	0- 0	HOME	1- 2	0- 0	3- 1			
2- 5	0- 0	0- 0	AWAY	1- 2	0- 0	1- 3			
0- 0	0- 0	0- 0	NEUTRAL	0- 0	0- 0	0- 0			

RPI S	Opponent	Score	RPI S	Opponent	Score	RPI S	Opponent	Score	RPI S	Opponent	Score	Team's RPI: 136
						51	A Princeton	96 86	116	A St. John's (NY)	52 56	
						51	H Princeton	68 80	121	A Providence	42 59	
						59	A Penn	48 54	122	A Youngstown St.	58 56	
						59	H Penn	56 65	123	A Northern Ill.	80 89	
						62	A SFA	57 67	183	N Saint Louis	58 52	
						75	A Cincinnati	52 66	196	N N.C. A&T	59 49	
						88	A Harvard	69 83	197	A Cornell	56 66	
						88	H Harvard	65 62	197	H Cornell	41 43	
									209	A Dartmouth	54 56	
									209	H Dartmouth	64 49	
									247	H Colgate	80 61	
									250	A Columbia	67 54	
									250	H Columbia	69 61	
									273	N Niagara	67 64	
									278	A Vermont	58 55	
									280	A Brown	71 86	
									280	H Brown	84 72	
									290	A Army West Point	62 51	
									319	A Wagner	74 41	
									328	H Central Conn. St.	58 46	
									347	H Saint Peter's	72 56	
LAST 12 Division I GAMES:												
196	N	N.C. A&T	59	49	197	A	Cornell	56	66			
62	A	SFA	57	67	88	A	Harvard	69	83			
273	N	Niagara	67	64	209	A	Dartmouth	54	56			
51	H	Princeton	68	80	197	H	Cornell	41	43			
59	H	Penn	56	65	250	H	Columbia	69	61			
250	A	Columbia	67	54	59	A	Penn	48	54			

Non-Div I Games:

Yale

■ Loss, 
■ Non-Conf, 
■ S Site, 
■ H Home 
■ A Away 
N Neutral

Average RPI Win: <b>232</b>	WON-LOST	WINNING	LAST 10	STRENGTH OF	OPP. STRENGTH	TEAM	ADJ.	CONF.	ADJ CONF.
Average RPI Loss: <b>114</b>	RECORD	PCT. RANK	GAMES	SCHEDULE	OF SCHEDULE	RPI	RPI	RPI	RPI
DIV. I ONLY	20- 9	69	1- 0	244	222	122	122	21	21
DIV. I NON-CONF.	6- 3	91	0- 0	116	218	81	81	19	19
TOTALS	RPI 1-25	RPI 26-50	W-L RECORDS	RPI 51-100	RPI 101-150	RPI 150+			
20- 9	0- 0	0- 1	OVERALL	2- 4	2- 2	16- 2			
14- 1	0- 0	0- 0	HOME	2- 0	1- 1	11- 0			
6- 7	0- 0	0- 1	AWAY	0- 3	1- 1	5- 2			
0- 1	0- 0	0- 0	NEUTRAL	0- 1	0- 0	0- 0			
6- 3	0- 0	0- 1	NON-CONFERENCE	0- 1	1- 1	5- 0			
4- 1	0- 0	0- 0	HOME	0- 0	0- 1	4- 0			
2- 2	0- 0	0- 1	AWAY	0- 1	1- 0	1- 0			
0- 0	0- 0	0- 0	NEUTRAL	0- 0	0- 0	0- 0			
14- 6	0- 0	0- 0	CONFERENCE	2- 3	1- 1	11- 2			
10- 0	0- 0	0- 0	HOME	2- 0	1- 0	7- 0			
4- 5	0- 0	0- 0	AWAY	0- 2	0- 1	4- 2			
0- 1	0- 0	0- 0	NEUTRAL	0- 1	0- 0	0- 0			

RPI S	Opponent	Score	RPI S	Opponent	Score	RPI S	Opponent	Score	RPI S	Opponent	Score	Team's RPI: 122
43	A Bucknell	68 73	56	A Wright St.	65 70	127	A Pittsburgh	64 55				
			56	H Wright St.	83 68	132	A IUPUI	44 64				
			67	A Green Bay	42 60	132	H IUPUI	70 52				
			67	H Green Bay	70 59	136	H Yale	56 58				
			67	N Green Bay	53 55	162	H Akron	72 61				
			84	A Kent St.	34 62	179	H Robert Morris	69 59				
						198	A Milwaukee	68 71				
						198	H Milwaukee	67 47				
						198	H Milwaukee	64 58				
						207	H Saint Francis (PA)	80 56				
						244	A Northern Ky.	62 65				
						244	H Northern Ky.	77 66				
						253	H Loyola Chicago	74 63				
						281	A Cleveland St.	74 61				
						281	H Cleveland St.	73 55				
						287	A Canisius	62 36				
						309	A Oakland	69 55				
						309	H Oakland	76 61				
						336	A Detroit Mercy	85 59				
						336	H Detroit Mercy	91 45				
						339	A UIC	83 59				
						339	H UIC	81 29				
LAST 12 Division I GAMES:												
198	H Milwaukee	64 58	67	H Green Bay	70 59							
67	N Green Bay	53 55	339	A UIC	83 59							
281	A Cleveland St.	74 61	132	A IUPUI	44 64							
56	A Wright St.	65 70	336	H Detroit Mercy	91 45							
244	A Northern Ky.	62 65	309	H Oakland	76 61							
198	H Milwaukee	67 47	281	H Cleveland St.	73 55							

Non-Div I Games: Thiel 76 53 Carlow 90 31

Youngstown St.