

Average RPI Win:	242	WON-LOST	WINNING	LAST 10	STRENGTH OF	OPP. STRENGTH	TEAM	ADJ.	CONF.	ADJ CONF.
Average RPI Loss:	129	RECORD	PCT. RANK	GAMES	SCHEDULE	OF SCHEDULE	RPI	RPI	RPI	RPI
DIV. I ONLY	20- 7	45	9-1	190	270	78	78	23	23	
DIV. I NON-CONF.	3- 4	201	0	175	221	146	146	24	24	
TOTALS	RPI 1-25	RPI 26-50	W-L RECORDS	RPI 51-100	RPI 101-150	RPI 150+				
20- 7	0- 2	0- 0	OVERALL	2- 2	2- 0	16- 3				
10- 1	0- 0	0- 0	HOME	1- 1	1- 0	8- 0				
9- 6	0- 2	0- 0	AWAY	1- 1	1- 0	7- 3				
1- 0	0- 0	0- 0	NEUTRAL	0- 0	0- 0	1- 0				
3- 4	0- 2	0- 0	NON-CONFERENCE	0- 0	0- 0	3- 2				
1- 0	0- 0	0- 0	HOME	0- 0	0- 0	1- 0				
1- 4	0- 2	0- 0	AWAY	0- 0	0- 0	1- 2				
1- 0	0- 0	0- 0	NEUTRAL	0- 0	0- 0	1- 0				
17- 3	0- 0	0- 0	CONFERENCE	2- 2	2- 0	13- 1				
9- 1	0- 0	0- 0	HOME	1- 1	1- 0	7- 0				
8- 2	0- 0	0- 0	AWAY	1- 1	1- 0	6- 1				
0- 0	0- 0	0- 0	NEUTRAL	0- 0	0- 0	0- 0				

RPI 1-25				RPI 26-50				RPI 51-100 Team's RPI: 78				RPI 101+			
RPI	S	Opponent	Score	RPI	S	Opponent	Score	RPI	S	Opponent	Score	RPI	S	Opponent	Score
8	A	Missouri St.	51 79					82	A	SFA	49 72	145	A	Sam Houston St.	60 45
21	A	Texas A&M	48 85					82	H	SFA	44 66	145	H	Sam Houston St.	57 54
								85	A	Abilene Christian	70 58	172	A	New Orleans	83 53
								85	H	Abilene Christian	68 59	172	H	New Orleans	43 40
												211	A	South Alabama	82 83
												239	H	Central Ark.	67 47
												248	A	Texas St.	48 57
												251	A	Southeastern La.	44 48
												251	H	Southeastern La.	49 48
												255	H	Nicholls St.	55 49
												263	A	Lamar University	64 56
												263	H	Lamar University	49 39
												267	A	Incarnate Word	64 38
												267	H	Incarnate Word	56 50
												305	A	UTRGV	59 54
												305	H	UTRGV	61 50
												306	N	Prairie View	64 52
												318	A	Houston Baptist	75 65
												318	H	Houston Baptist	58 47
												335	A	Northwestern St.	72 59
												347	A	McNeese	73 59
LAST 10 Division I															
318	H	Houston Baptist	58 47	251	H	Southeastern La.	49 48								
145	A	Sam Houston St.	60 45	85	H	Abilene Christian	68 59								
267	H	Incarnate Word	56 50	82	A	SFA	49 72								
172	H	New Orleans	43 40	347	A	McNeese	73 59								
263	A	Lamar University	64 56	318	A	Houston Baptist	75 65								

Non-Div I Games: UNKNOWN 75 55 Huston-Tillotson 63 49 Texas Wesleyan 90 52

A&M-Corpus Christi

Loss, Non-Conf, S Site, H Home A Away N Neutral

Through Games of March 17, 1968				Through Games of March 17, 1968						
Average RPI Win:	237	WON-LOST	WINNING	LAST 10	STRENGTH OF	OPP. STRENGTH	TEAM	ADJ.	CONF.	ADJ CONF.
Average RPI Loss:	119	RECORD	PCT. RANK	GAMES	SCHEDULE	OF SCHEDULE	RPI	RPI	RPI	RPI
DIV. I ONLY		20- 5	24	9-1	243	257	85	85	23	23
DIV. I NON-CONF.		4- 1	51	0	220	124	55	55	24	24

TOTALS	RPI 1-25	RPI 26-50	W-L RECORDS	RPI 51-100	RPI 101-150	RPI 150+
20- 5	0- 0	0- 0	OVERALL	1- 4	3- 0	16- 1
10- 2	0- 0	0- 0	HOME	1- 1	1- 0	8- 1
10- 3	0- 0	0- 0	AWAY	0- 3	2- 0	8- 0
0- 0	0- 0	0- 0	NEUTRAL	0- 0	0- 0	0- 0
4- 1	0- 0	0- 0	NON-CONFERENCE	0- 1	1- 0	3- 0
2- 0	0- 0	0- 0	HOME	0- 0	0- 0	2- 0
2- 1	0- 0	0- 0	AWAY	0- 1	1- 0	1- 0
0- 0	0- 0	0- 0	NEUTRAL	0- 0	0- 0	0- 0
16- 4	0- 0	0- 0	CONFERENCE	1- 3	2- 0	13- 1
8- 2	0- 0	0- 0	HOME	1- 1	1- 0	6- 1
8- 2	0- 0	0- 0	AWAY	0- 2	1- 0	7- 0
0- 0	0- 0	0- 0	NEUTRAL	0- 0	0- 0	0- 0

RPI 1-25				RPI 26-50				RPI 51-100				Team's RPI: 85		RPI 101+			
RPI	S	Opponent	Score	RPI	S	Opponent	Score	RPI	S	Opponent	Score		RPI	S	Opponent	Score	
								78	A	A&M-Corpus Christi	59	68	103	A	Portland	76 69	
								78	H	A&M-Corpus Christi	58	70	145	A	Sam Houston St.	81 73	
								82	A	SFA	59	69	145	H	Sam Houston St.	94 91	
								82	H	SFA	88	62	171	A	Wright St.	83 64	
								92	A	Oklahoma	65	78	172	H	New Orleans	76 62	
													239	A	Central Ark.	74 64	
													239	H	Central Ark.	93 71	
													251	A	Southeastern La.	68 62	
													251	H	Southeastern La.	61 53	
													255	A	Nicholls St.	95 84	
													258	H	Tulsa	73 63	
													263	A	Lamar University	75 49	
													263	H	Lamar University	78 72	
													267	A	Incarnate Word	76 69	
													267	H	Incarnate Word	70 71	
													311	H	New Mexico St.	67 54	
													318	A	Houston Baptist	84 79	
													318	H	Houston Baptist	71 54	
													335	H	Northwestern St.	84 69	
													347	A	McNeese	90 73	
LAST 10 Division I																	
267	A	Incarnate Word	76 69	318	A	Houston Baptist	84 79										
82	H	SFA	88 62	78	A	A&M-Corpus Christi	59 68										
239	H	Central Ark.	93 71	318	H	Houston Baptist	71 54										
145	H	Sam Houston St.	94 91	263	A	Lamar University	75 49										
251	A	Southeastern La.	68 62	335	H	Northwestern St.	84 69										

Non-Div I Games:	Howard Payne	96	38	Schreiner	110	37	Southwest (NM)	104	52	McMurry	111	43	Abilene Christian
------------------	--------------	----	----	-----------	-----	----	----------------	-----	----	---------	-----	----	-------------------

Loss, Non-Conf, S Site, H Home A Away N Neutral

Air Force

Through Games Of March 12, 2020

Average RPI Win:	236	WON-LOST	WINNING	LAST 10	STRENGTH OF	OPP. STRENGTH	TEAM	ADJ.	CONF.	ADJ CONF.
Average RPI Loss:	176	RECORD	PCT. RANK	GAMES	SCHEDULE	OF SCHEDULE	RPI	RPI	RPI	RPI
DIV. I ONLY	9- 21	286	6-4	197	223	271	271	17	17	
DIV. I NON-CONF.	1- 9	326	0	266	258	336	336	20	20	
TOTALS	RPI 1-25	RPI 26-50	W-L RECORDS	RPI 51-100	RPI 101-150	RPI 150+				
9- 21	0- 0	0- 1	OVERALL	1- 5	1- 3	7- 12				
3- 10	0- 0	0- 0	HOME	1- 1	0- 3	2- 6				
5- 10	0- 0	0- 1	AWAY	0- 3	1- 0	4- 6				
1- 1	0- 0	0- 0	NEUTRAL	0- 1	0- 0	1- 0				
1- 9	0- 0	0- 1	NON-CONFERENCE	0- 1	0- 2	1- 5				
1- 3	0- 0	0- 0	HOME	0- 0	0- 2	1- 1				
0- 6	0- 0	0- 1	AWAY	0- 1	0- 0	0- 4				
0- 0	0- 0	0- 0	NEUTRAL	0- 0	0- 0	0- 0				
8- 12	0- 0	0- 0	CONFERENCE	1- 4	1- 1	6- 7				
2- 7	0- 0	0- 0	HOME	1- 1	0- 1	1- 5				
5- 4	0- 0	0- 0	AWAY	0- 2	1- 0	4- 2				
1- 1	0- 0	0- 0	NEUTRAL	0- 1	0- 0	1- 0				

RPI S	Opponent	Score	RPI S	Opponent	Score	RPI S	Opponent	Score	RPI S	Opponent	Score	Team's RPI: 271
40	A Arizona St.	56 87	64	A Fresno St.	52 61	103	H Portland	56 72				
			64	H Fresno St.	88 65	111	H San Diego	59 70				
			65	A Tennessee	54 81	146	A San Jose St.	67 66				
			83	A Boise St.	61 70	146	H San Jose St.	60 68				
			83	H Boise St.	69 74	166	A Wyoming	52 68				
			83	N Boise St.	50 73	166	H Wyoming	63 65				
						219	H UNLV	60 67				
						226	A Northern Colo.	62 72				
						230	A New Mexico	79 66				
						230	H New Mexico	53 75				
						234	A Cal St. Fullerton	70 79				
						236	A Nevada	68 61				
						236	H Nevada	67 71				
						244	A San Diego St.	51 49				
						269	H Army West Point	66 68				
						280	A Utah St.	62 45				
						280	H Utah St.	52 53				
						284	A Long Beach St.	68 74				
						295	A Colorado St.	40 60				
						295	H Colorado St.	49 44				
						295	N Colorado St.	60 48				
						320	A Navy	59 67				
						331	H NJIT	68 48				
LAST 10 Division I												
			83	N Boise St.	50 73	64	H Fresno St.	88 65				
			295	N Colorado St.	60 48	146	A San Jose St.	67 66				
			295	H Colorado St.	49 44	83	H Boise St.	69 74				
			230	A New Mexico	79 66	244	A San Diego St.	51 49				
			166	A Wyoming	52 68	236	H Nevada	67 71				

Non-Div I Games: Neb. Wesleyan 93 42

Air Force

Loss, Non-Conf, S Site, H Home A Away N Neutral

Average RPI Win: 224	WON-LOST	WINNING	LAST 10	STRENGTH OF	OPP. STRENGTH	TEAM	ADJ.	CONF.	ADJ CONF.
Average RPI Loss: 115	RECORD	PCT. RANK	GAMES	SCHEDULE	OF SCHEDULE	RPI	RPI	RPI	RPI
DIV. I ONLY	15- 15	174	5-5	171	159	183	183	10	10
DIV. I NON-CONF.	7- 4	100	0	235	326	161	161	10	10
TOTALS	RPI 1-25	RPI 26-50	W-L RECORDS	RPI 51-100	RPI 101-150	RPI 150+			
15- 15	0- 1	0- 1	OVERALL	1- 4	1- 5	13- 4			
7- 8	0- 1	0- 1	HOME	1- 1	0- 3	6- 2			
6- 7	0- 0	0- 0	AWAY	0- 3	1- 2	5- 2			
2- 0	0- 0	0- 0	NEUTRAL	0- 0	0- 0	2- 0			
7- 4	0- 0	0- 1	NON-CONFERENCE	0- 0	0- 2	7- 1			
3- 2	0- 0	0- 1	HOME	0- 0	0- 1	3- 0			
2- 2	0- 0	0- 0	AWAY	0- 0	0- 1	2- 1			
2- 0	0- 0	0- 0	NEUTRAL	0- 0	0- 0	2- 0			
8- 11	0- 1	0- 0	CONFERENCE	1- 4	1- 3	6- 3			
4- 6	0- 1	0- 0	HOME	1- 1	0- 2	3- 2			
4- 5	0- 0	0- 0	AWAY	0- 3	1- 1	3- 1			
0- 0	0- 0	0- 0	NEUTRAL	0- 0	0- 0	0- 0			

RPI 1-25				RPI 26-50				RPI 51-100				RPI 101+ Team's RPI: 183			
RPI	S	Opponent	Score	RPI	S	Opponent	Score	RPI	S	Opponent	Score	RPI	S	Opponent	Score
22	H	Central Mich.	72 77	34	H	Michigan	71 80	76	A	Ball St.	52 60	101	A	Butler	55 76
								80	A	Ohio	57 70	117	A	Buffalo	69 63
								80	H	Ohio	79 76	117	H	Buffalo	61 76
								96	A	Kent St.	50 68	131	H	Duquesne	63 88
								96	H	Kent St.	55 60	148	A	Toledo	61 65
												148	H	Toledo	59 63
												151	A	Western Mich.	71 79
												151	H	Western Mich.	51 56
												160	A	Eastern Mich.	64 53
												160	H	Eastern Mich.	88 81
												180	H	Northern Ill.	65 70
												184	H	N.C. A&T	64 52
												190	A	Cleveland St.	62 66
												222	N	Morgan St.	52 45
												231	A	Miami (OH)	75 62
												231	H	Miami (OH)	70 62
												243	N	Denver	88 72
												253	A	Bowling Green	76 73
												253	H	Bowling Green	70 61
												259	H	Youngstown St.	91 62
												300	A	St. Bonaventure	63 54
												333	A	Detroit Mercy	81 60
												339	H	Purdue Fort Wayne	64 53
LAST 10 Division I															
148	H	Toledo	59 63	80	H	Ohio	79 76								
253	H	Bowling Green	70 61	117	A	Buffalo	69 63								
117	H	Buffalo	61 76	160	A	Eastern Mich.	64 53								
231	A	Miami (OH)	75 62	96	H	Kent St.	55 60								
96	A	Kent St.	50 68	76	A	Ball St.	52 60								

Non-Div I Games:

Akron

■ Loss,
 ■ Non-Conf,
 ■ S Site,
 ■ Home
 ■ A Away
 N Neutral

Alabama

Through Games Of March 12, 2020

Average RPI Win:	157	WON-LOST	WINNING	LAST 10	STRENGTH OF	OPP. STRENGTH	TEAM	ADJ.	CONF.	ADJ CONF.
Average RPI Loss:	50	RECORD	PCT. RANK	GAMES	SCHEDULE	OF SCHEDULE	RPI	RPI	RPI	RPI
DIV. I ONLY	18- 12	116	6-4	43	47	72	72	4	4	
DIV. I NON-CONF.	10- 3	57	0	121	174	76	76	5	5	
TOTALS	RPI 1-25	RPI 26-50	W-L RECORDS	RPI 51-100	RPI 101-150	RPI 150+				
18- 12	2- 4	0- 3	OVERALL	1- 4	7- 1	8- 0				
10- 6	0- 3	0- 2	HOME	0- 0	6- 1	4- 0				
7- 4	2- 1	0- 1	AWAY	0- 2	1- 0	4- 0				
1- 2	0- 0	0- 0	NEUTRAL	1- 2	0- 0	0- 0				
10- 3	0- 0	0- 1	NON-CONFERENCE	1- 1	3- 1	6- 0				
6- 2	0- 0	0- 1	HOME	0- 0	3- 1	3- 0				
3- 0	0- 0	0- 0	AWAY	0- 0	0- 0	3- 0				
1- 1	0- 0	0- 0	NEUTRAL	1- 1	0- 0	0- 0				
8- 9	2- 4	0- 2	CONFERENCE	0- 3	4- 0	2- 0				
4- 4	0- 3	0- 1	HOME	0- 0	3- 0	1- 0				
4- 4	2- 1	0- 1	AWAY	0- 2	1- 0	1- 0				
0- 1	0- 0	0- 0	NEUTRAL	0- 1	0- 0	0- 0				

RPI	S	Opponent	Score	RPI	S	Opponent	Score	RPI	S	Opponent	Score	RPI	S	Opponent	Score
1	H	South Carolina	78 93	30	H	Arkansas	48 66	65	A	Tennessee	63 65	114	A	Auburn	75 48
10	A	Mississippi St.	66 64	35	A	LSU	60 71	66	N	UNI	87 77	114	H	Auburn	68 64
21	A	Texas A&M	76 63	41	H	Iowa St.	66 75	68	A	Georgia	75 76	126	H	Colgate	72 52
21	H	Texas A&M	74 79					68	N	Georgia	61 68	127	H	Vanderbilt	98 61
24	A	Kentucky	62 66					81	N	Southern California	57 60	130	H	Bethune-Cookman	60 49
24	H	Kentucky	71 81									137	H	Hampton	61 64
												138	H	Florida	69 62
												147	H	North Carolina	83 77
												170	H	Radford	85 51
												174	A	Tulane	66 56
												176	H	Missouri	73 61
												211	A	South Alabama	74 62
												225	A	Clemson	67 54
												251	H	Southeastern La.	87 50
												301	A	Ole Miss	57 56
												326	H	Mercer	111 56
LAST 10 Division I															
68	N	Georgia	61 68	68	A	Georgia	75 76								
176	H	Missouri	73 61	114	H	Auburn	68 64								
21	A	Texas A&M	76 63	24	A	Kentucky	62 66								
10	A	Mississippi St.	66 64	301	A	Ole Miss	57 56								
138	H	Florida	69 62	30	H	Arkansas	48 66								

Non-Div I Games:

Alabama

■ Loss,
 ■ Non-Conf, S Site,
 ■ Home
 ■ Away
 N Neutral

Average RPI Win:	303	WON-LOST	WINNING	LAST 10	STRENGTH OF	OPP. STRENGTH	TEAM	ADJ.	CONF.	ADJ CONF.
Average RPI Loss:	182	RECORD	PCT. RANK	GAMES	SCHEDULE	OF SCHEDULE	RPI	RPI	RPI	RPI
DIV. I ONLY	17- 13	136	8-2	345	348	232	232	32	32	
DIV. I NON-CONF.	4- 7	225	0	218	295	213	213	31	31	
TOTALS	RPI 1-25	RPI 26-50	W-L RECORDS	RPI 51-100	RPI 101-150	RPI 150+				
17- 13	0- 0	0- 0	OVERALL	0- 2	0- 4	17- 7				
8- 3	0- 0	0- 0	HOME	0- 0	0- 2	8- 1				
8- 9	0- 0	0- 0	AWAY	0- 2	0- 1	8- 6				
1- 1	0- 0	0- 0	NEUTRAL	0- 0	0- 1	1- 0				
4- 7	0- 0	0- 0	NON-CONFERENCE	0- 2	0- 2	4- 3				
0- 2	0- 0	0- 0	HOME	0- 0	0- 1	0- 1				
4- 4	0- 0	0- 0	AWAY	0- 2	0- 0	4- 2				
0- 1	0- 0	0- 0	NEUTRAL	0- 0	0- 1	0- 0				
13- 6	0- 0	0- 0	CONFERENCE	0- 0	0- 2	13- 4				
8- 1	0- 0	0- 0	HOME	0- 0	0- 1	8- 0				
4- 5	0- 0	0- 0	AWAY	0- 0	0- 1	4- 4				
1- 0	0- 0	0- 0	NEUTRAL	0- 0	0- 0	1- 0				

RPI S	Opponent	Score	RPI S	Opponent	Score	RPI S	Opponent	Score	RPI S	Opponent	Score	Team's RPI: 232
						61	A Cincinnati	47 62	119	H North Florida	64 73	
						89	A Nebraska	46 68	136	A Texas Southern	76 79	
									136	H Texas Southern	58 65	
									142	N North Ala.	65 80	
									157	A Jackson St.	53 67	
									157	H Jackson St.	75 71	
									173	H Austin Peay	61 67	
									195	A Memphis	71 79	
									227	A Southern U.	46 55	
									227	H Southern U.	59 57	
									243	A Denver	86 83	
									244	A San Diego St.	61 53	
									285	A California Baptist	55 60	
									306	A Prairie View	53 60	
									306	H Prairie View	54 44	
									316	A Georgia St.	67 52	
									323	A Alcorn	74 67	
									323	H Alcorn	74 54	
									323	H Alcorn	64 50	
									325	A Alabama St.	56 55	
									325	N Alabama St.	75 48	
									328	A Ark.-Pine Bluff	65 52	
									328	H Ark.-Pine Bluff	74 55	
									336	A Florida A&M	77 53	
									344	A Grambling	59 69	
									344	H Grambling	72 52	
LAST 10 Division I												
			323	H Alcorn	74 54				227	H Southern U.	59 57	
			157	H Jackson St.	75 71				323	H Alcorn	64 50	
			344	H Grambling	72 52				325	A Alabama St.	56 55	
			306	A Prairie View	53 60				351	A Mississippi Val.	75 45	
			136	A Texas Southern	76 79				328	A Ark.-Pine Bluff	65 52	

Non-Div I Games:

Alabama A&M

■ Loss,
 ■ Non-Conf,
 ■ S Site,
 ■ H Home
 ■ A Away
 N Neutral

RPI	S	Opponent	Score	
351	A	Mississippi Val.	75	45
351	H	Mississippi Val.	68	48

Alabama A&M

A
l
a
b
a
m
a
A
&
M

A
l
a
b
a
m
a
A
&
M

Average RPI Win:	322	WON-LOST	WINNING	LAST 10	STRENGTH OF	OPP. STRENGTH	TEAM	ADJ.	CONF.	ADJ CONF.
Average RPI Loss:	191	RECORD	PCT. RANK	GAMES	SCHEDULE	OF SCHEDULE	RPI	RPI	RPI	RPI
DIV. I ONLY	7- 21	308	4-6	312	333	325	325	32	32	
DIV. I NON-CONF.	1- 8	322	0	104	43	290	290	31	31	
TOTALS	RPI 1-25	RPI 26-50	W-L RECORDS	RPI 51-100	RPI 101-150	RPI 150+				
7- 21	0- 2	0- 0	OVERALL	0- 1	0- 4	7- 14				
3- 9	0- 0	0- 0	HOME	0- 0	0- 2	3- 7				
4- 11	0- 2	0- 0	AWAY	0- 1	0- 2	4- 6				
0- 1	0- 0	0- 0	NEUTRAL	0- 0	0- 0	0- 1				
1- 8	0- 2	0- 0	NON-CONFERENCE	0- 1	0- 2	1- 3				
1- 2	0- 0	0- 0	HOME	0- 0	0- 1	1- 1				
0- 6	0- 2	0- 0	AWAY	0- 1	0- 1	0- 2				
0- 0	0- 0	0- 0	NEUTRAL	0- 0	0- 0	0- 0				
6- 13	0- 0	0- 0	CONFERENCE	0- 0	0- 2	6- 11				
2- 7	0- 0	0- 0	HOME	0- 0	0- 1	2- 6				
4- 5	0- 0	0- 0	AWAY	0- 0	0- 1	4- 4				
0- 1	0- 0	0- 0	NEUTRAL	0- 0	0- 0	0- 1				

RPI 1-25				RPI 26-50				RPI 51-100				RPI 101+ Team's RPI: 325			
RPI	S	Opponent	Score	RPI	S	Opponent	Score	RPI	S	Opponent	Score	RPI	S	Opponent	Score
1	A	South Carolina	43 103					69	A	South Fla.	29 80	136	A	Texas Southern	59 88
18	A	DePaul	76 105									136	H	Texas Southern	54 81
												142	H	North Ala.	60 81
												150	A	Wisconsin	67 85
												152	H	Samford	48 83
												157	A	Jackson St.	53 71
												157	A	Jackson St.	62 94
												157	H	Jackson St.	56 76
												225	A	Clemson	43 76
												227	A	Southern U.	47 69
												227	H	Southern U.	51 61
												232	H	Alabama A&M	55 56
												232	N	Alabama A&M	48 75
												250	H	Jacksonville St.	68 63
												301	A	Ole Miss	66 93
												306	A	Prairie View	61 52
												306	H	Prairie View	59 62
												323	A	Alcorn	63 73
												323	H	Alcorn	95 70
												328	A	Ark.-Pine Bluff	68 65
												328	H	Ark.-Pine Bluff	62 73
												344	A	Grambling	73 59
												344	H	Grambling	68 69
												351	A	Mississippi Val.	66 61
												351	H	Mississippi Val.	77 64
LAST 10 Division I															
157	A	Jackson St.	53 71	323	H	Alcorn	95 70								
344	H	Grambling	68 69	227	H	Southern U.	51 61								
157	H	Jackson St.	56 76	232	H	Alabama A&M	55 56								
136	A	Texas Southern	59 88	328	A	Ark.-Pine Bluff	68 65								
306	A	Prairie View	61 52	351	A	Mississippi Val.	66 61								

Non-Div I Games: Mobile 76 66 Paine 84 58

Alabama St.

■ Loss,
 ■ Non-Conf,
 ■ S Site,
 ■ Home
 ■ A Away
 N Neutral

Albany (NY)

Through Games Of March 12, 2020

Average RPI Win:	282	WON-LOST	WINNING	LAST 10	STRENGTH OF	OPP. STRENGTH	TEAM	ADJ.	CONF.	ADJ CONF.
Average RPI Loss:	195	RECORD	PCT. RANK	GAMES	SCHEDULE	OF SCHEDULE	RPI	RPI	RPI	RPI
DIV. I ONLY	8- 21	299	2-8	281	310	314	314	26	26	
DIV. I NON-CONF.	3- 9	279	0	311	308	321	321	27	27	
TOTALS	RPI 1-25	RPI 26-50	W-L RECORDS	RPI 51-100	RPI 101-150	RPI 150+				
8- 21	0- 0	0- 0	OVERALL	0- 5	1- 1	7- 15				
5- 9	0- 0	0- 0	HOME	0- 1	1- 1	4- 7				
3- 12	0- 0	0- 0	AWAY	0- 4	0- 0	3- 8				
0- 0	0- 0	0- 0	NEUTRAL	0- 0	0- 0	0- 0				
3- 9	0- 0	0- 0	NON-CONFERENCE	0- 2	1- 1	2- 6				
1- 5	0- 0	0- 0	HOME	0- 0	1- 1	0- 4				
2- 4	0- 0	0- 0	AWAY	0- 2	0- 0	2- 2				
0- 0	0- 0	0- 0	NEUTRAL	0- 0	0- 0	0- 0				
5- 12	0- 0	0- 0	CONFERENCE	0- 3	0- 0	5- 9				
4- 4	0- 0	0- 0	HOME	0- 1	0- 0	4- 3				
1- 8	0- 0	0- 0	AWAY	0- 2	0- 0	1- 6				
0- 0	0- 0	0- 0	NEUTRAL	0- 0	0- 0	0- 0				

RPI S	Opponent	Score	RPI S	Opponent	Score	RPI S	Opponent	Score	RPI S	Opponent	Score	Team's RPI: 314
						54	A Marist	52 76	118	H Columbia	82 78	
						73	A Stony Brook	44 53	129	H Boston U.	58 60	
						73	A Stony Brook	49 54	156	A Binghamton	42 58	
						73	H Stony Brook	53 73	156	H Binghamton	56 53	
						100	A Syracuse	53 75	161	A Maine	49 60	
									161	H Maine	44 65	
									168	H Lafayette	47 54	
									191	H Cornell	51 71	
									213	A UMass Lowell	51 53	
									213	H UMass Lowell	75 78	
									265	A New Hampshire	53 56	
									265	H New Hampshire	47 48	
									276	A Siena	46 52	
									282	H Monmouth	41 53	
									299	A UMBC	44 54	
									299	H UMBC	56 51	
									308	A Vermont	36 52	
									308	H Vermont	58 49	
									319	H St. Francis Brooklyn	41 49	
									324	A Bryant	55 68	
									340	A Canisius	70 53	
									345	A Hartford	68 63	
									345	H Hartford	63 40	
									346	A Central Conn. St.	73 63	
LAST 10 Division I												
			73	A Stony Brook	49 54	161	H Maine	44 65				
			73	A Stony Brook	44 53	345	H Hartford	63 40				
			213	H UMass Lowell	75 78	156	A Binghamton	42 58				
			265	A New Hampshire	53 56	308	A Vermont	36 52				
			299	A UMBC	44 54	299	H UMBC	56 51				

Non-Div I Games: FDU-Florham 81 21

Albany (NY)

Loss, Non-Conf, S Site, H Home A Away N Neutral

Average RPI Win:	321	WON-LOST	WINNING	LAST 10	STRENGTH OF	OPP. STRENGTH	TEAM	ADJ.	CONF.	ADJ CONF.
Average RPI Loss:	210	RECORD	PCT. RANK	GAMES	SCHEDULE	OF SCHEDULE	RPI	RPI	RPI	RPI
DIV. I ONLY	11- 18	250	4-6	350	344	323	323	32	32	
DIV. I NON-CONF.	2- 8	295	0	337	240	333	333	31	31	
TOTALS	RPI 1-25	RPI 26-50	W-L RECORDS	RPI 51-100	RPI 101-150	RPI 150+				
11- 18	0- 0	0- 0	OVERALL	0- 1	0- 3	11- 14				
7- 4	0- 0	0- 0	HOME	0- 0	0- 2	7- 2				
4- 12	0- 0	0- 0	AWAY	0- 1	0- 1	4- 10				
0- 2	0- 0	0- 0	NEUTRAL	0- 0	0- 0	0- 2				
2- 8	0- 0	0- 0	NON-CONFERENCE	0- 1	0- 1	2- 6				
1- 1	0- 0	0- 0	HOME	0- 0	0- 1	1- 0				
1- 5	0- 0	0- 0	AWAY	0- 1	0- 0	1- 4				
0- 2	0- 0	0- 0	NEUTRAL	0- 0	0- 0	0- 2				
9- 10	0- 0	0- 0	CONFERENCE	0- 0	0- 2	9- 8				
6- 3	0- 0	0- 0	HOME	0- 0	0- 1	6- 2				
3- 7	0- 0	0- 0	AWAY	0- 0	0- 1	3- 6				
0- 0	0- 0	0- 0	NEUTRAL	0- 0	0- 0	0- 0				

RPI 1-25			RPI 26-50			RPI 51-100			RPI 101+ Team's RPI: 323		
RPI	S	Opponent	Score	RPI	S	Opponent	Score	RPI	S	Opponent	Score
						82 A SFA	62 67	108 H UAB		65 86	
								136 A Texas Southern		70 105	
								136 H Texas Southern		67 81	
								157 A Jackson St.		66 76	
								157 H Jackson St.		67 83	
								195 A Memphis		51 57	
								209 A UTEP		47 92	
								225 N Clemson		46 77	
								227 A Southern U.		57 74	
								227 H Southern U.		58 53	
								232 A Alabama A&M		54 74	
								232 A Alabama A&M		50 64	
								232 H Alabama A&M		67 74	
								235 A North Texas		31 67	
								248 A Texas St.		59 67	
								301 N Ole Miss		55 73	
								306 A Prairie View		68 63	
								306 H Prairie View		77 39	
								325 A Alabama St.		70 95	
								325 H Alabama St.		73 63	
								328 A Ark.-Pine Bluff		77 75	
								328 H Ark.-Pine Bluff		57 54	
								334 A Tennessee St.		62 57	
								336 H Florida A&M		58 42	
								344 A Grambling		59 70	
								344 H Grambling		80 54	
LAST 10 Division I											
232 A		Alabama A&M	54 74	232 A		Alabama A&M	50 64				
136 H		Texas Southern	67 81	328 H		Ark.-Pine Bluff	57 54				
306 H		Prairie View	77 39	351 H		Mississippi Val.	63 60				
227 H		Southern U.	58 53	344 A		Grambling	59 70				
325 A		Alabama St.	70 95	157 A		Jackson St.	66 76				

Non-Div I Games: Tougaloo 85 61 Louisiana Col. 86 50

Alcorn

Loss, Non-Conf, S Site, H Home A Away N Neutral

RPI	S	Opponent	Score
351	A	Mississippi Val.	81 67
351	H	Mississippi Val.	63 60

A
l
c
o
r
n

A
l
c
o
r
n

Alcorn

American

Through Games Of March 12, 2020

Average RPI Win: 209	WON-LOST	WINNING	LAST 10	STRENGTH OF	OPP. STRENGTH	TEAM	ADJ.	CONF.	ADJ CONF.
Average RPI Loss: 142	RECORD	PCT. RANK	GAMES	SCHEDULE	OF SCHEDULE	RPI	RPI	RPI	RPI
DIV. I ONLY	13- 17	212	5-5	170	157	203	203	16	16
DIV. I NON-CONF.	4- 6	212	0	171	101	206	206	15	15
TOTALS	RPI 1-25	RPI 26-50	W-L RECORDS	RPI 51-100	RPI 101-150	RPI 150+			
13- 17	0- 0	0- 2	OVERALL	1- 2	4- 7	8- 6			
9- 5	0- 0	0- 1	HOME	1- 1	3- 2	5- 1			
4- 11	0- 0	0- 1	AWAY	0- 1	1- 4	3- 5			
0- 1	0- 0	0- 0	NEUTRAL	0- 0	0- 1	0- 0			
4- 6	0- 0	0- 0	NON-CONFERENCE	1- 2	1- 1	2- 3			
3- 1	0- 0	0- 0	HOME	1- 1	1- 0	1- 0			
1- 4	0- 0	0- 0	AWAY	0- 1	0- 0	1- 3			
0- 1	0- 0	0- 0	NEUTRAL	0- 0	0- 1	0- 0			
9- 11	0- 0	0- 2	CONFERENCE	0- 0	3- 6	6- 3			
6- 4	0- 0	0- 1	HOME	0- 0	2- 2	4- 1			
3- 7	0- 0	0- 1	AWAY	0- 0	1- 4	2- 2			
0- 0	0- 0	0- 0	NEUTRAL	0- 0	0- 0	0- 0			

RPI S	Opponent	Score	RPI S	Opponent	Score	RPI S	Opponent	Score	RPI S	Opponent	Score	Team's RPI: 203
49	A Bucknell	43 68	49	H Bucknell	57 60	80	A Ohio	69 81	107	A Lehigh	64 56	
						84	H Villanova	76 54	107	H Lehigh	63 64	
						91	H Minnesota	53 70	117	N Buffalo	55 73	
									122	A Holy Cross	59 72	
									122	H Holy Cross	58 73	
									126	A Colgate	62 63	
									126	H Colgate	63 61	
									129	A Boston U.	44 46	
									129	A Boston U.	44 59	
									129	H Boston U.	55 54	
									143	H George Washington	66 53	
									168	A Lafayette	48 55	
									168	H Lafayette	52 67	
									170	A Radford	59 55	
									175	H High Point	56 48	
									192	A Towson	60 63	
									237	A Saint Joseph's	51 72	
									252	A George Mason	55 73	
									269	A Army West Point	67 62	
									269	H Army West Point	73 57	
									279	A Loyola Maryland	47 56	
									279	H Loyola Maryland	63 44	
									320	A Navy	48 40	
									320	H Navy	57 42	
									320	H Navy	63 53	
LAST 10 Division I												
129	A Boston U.	44 46	129	H Boston U.	55 54							
320	H Navy	63 53	320	A Navy	48 40							
320	H Navy	57 42	49	H Bucknell	57 60							
122	H Holy Cross	58 73	279	A Loyola Maryland	47 56							
168	A Lafayette	48 55	269	A Army West Point	67 62							

Non-Div I Games:

American

■ Loss,
 ■ Non-Conf,
 ■ S Site,
 ■ H Home
 ■ A Away
 N Neutral

Appalachian St.

Through Games Of March 12, 2020

Average RPI Win:	274	WON-LOST	WINNING	LAST 10	STRENGTH OF	OPP. STRENGTH	TEAM	ADJ.	CONF.	ADJ CONF.
Average RPI Loss:	147	RECORD	PCT. RANK	GAMES	SCHEDULE	OF SCHEDULE	RPI	RPI	RPI	RPI
DIV. I ONLY	11- 19	256	5-5	139	248	228	228	21	21	
DIV. I NON-CONF.	3- 8	268	0	117	246	227	227	19	19	
TOTALS	RPI 1-25	RPI 26-50	W-L RECORDS	RPI 51-100	RPI 101-150	RPI 150+				
11- 19	0- 1	0- 3	OVERALL	1- 2	0- 4	10- 9				
6- 6	0- 0	0- 1	HOME	0- 1	0- 1	6- 3				
4- 11	0- 1	0- 2	AWAY	1- 1	0- 2	3- 5				
1- 2	0- 0	0- 0	NEUTRAL	0- 0	0- 1	1- 1				
3- 8	0- 1	0- 1	NON-CONFERENCE	0- 1	0- 2	3- 3				
1- 2	0- 0	0- 0	HOME	0- 0	0- 0	1- 2				
1- 5	0- 1	0- 1	AWAY	0- 1	0- 1	1- 1				
1- 1	0- 0	0- 0	NEUTRAL	0- 0	0- 1	1- 0				
8- 11	0- 0	0- 2	CONFERENCE	1- 1	0- 2	7- 6				
5- 4	0- 0	0- 1	HOME	0- 1	0- 1	5- 1				
3- 6	0- 0	0- 1	AWAY	1- 0	0- 1	2- 4				
0- 1	0- 0	0- 0	NEUTRAL	0- 0	0- 0	0- 1				

RPI 1-25				RPI 26-50				RPI 51-100				RPI 101+ Team's RPI: 228			
RPI	S	Opponent	Score	RPI	S	Opponent	Score	RPI	S	Opponent	Score	RPI	S	Opponent	Score
1	A	South Carolina	50 92	34	A	Michigan	35 62	90	A	VCU	38 66	112	A	UT Arlington	44 63
				44	A	Troy	55 84	98	A	Coastal Caro.	83 80	112	H	UT Arlington	60 82
				44	H	Troy	61 81	98	H	Coastal Caro.	53 80	130	N	Bethune-Cookman	44 61
												141	A	UNC Greensboro	47 54
												158	H	Gardner-Webb	56 67
												181	A	Elon	66 67
												188	H	Louisiana	51 57
												206	A	Little Rock	63 68
												206	N	Little Rock	47 48
												211	A	South Alabama	66 81
												211	H	South Alabama	71 59
												248	A	Texas St.	59 47
												248	H	Texas St.	73 65
												254	A	Arkansas St.	58 76
												272	A	Wofford	54 51
												289	H	ETSU	61 67
												293	A	Ga. Southern	70 78
												293	H	Ga. Southern	83 75
												316	A	Georgia St.	64 59
												316	H	Georgia St.	65 37
												326	H	Mercer	77 68
												340	N	Canisius	74 57
												348	H	La.-Monroe	68 49
LAST 10 Division I															
				206	N	Little Rock	47 48	316	A	Georgia St.	64 59				
				98	A	Coastal Caro.	83 80	44	H	Troy	61 81				
				348	H	La.-Monroe	68 49	211	H	South Alabama	71 59				
				188	H	Louisiana	51 57	248	A	Texas St.	59 47				
				293	A	Ga. Southern	70 78	112	A	UT Arlington	44 63				

Non-Div I Games:

Appalachian St.

■ Loss,
 ■ Non-Conf, S Site,
 ■ Home
 ■ Away
 N Neutral

Average RPI Win:	153	WON-LOST	WINNING	LAST 10	STRENGTH OF	OPP. STRENGTH	TEAM	ADJ.	CONF.	ADJ CONF.
Average RPI Loss:	37	RECORD	PCT. RANK	GAMES	SCHEDULE	OF SCHEDULE	RPI	RPI	RPI	RPI
DIV. I ONLY	24- 7	29	6-4	73	31	28	28	1	1	
DIV. I NON-CONF.	11- 0	1	0	333	286	84	84	2	2	
TOTALS	RPI 1-25	RPI 26-50	W-L RECORDS	RPI 51-100	RPI 101-150	RPI 150+				
24- 7	3- 5	3- 0	OVERALL	2- 1	6- 1	10- 0				
13- 3	2- 2	1- 0	HOME	1- 0	2- 1	7- 0				
10- 3	1- 2	2- 0	AWAY	1- 1	3- 0	3- 0				
1- 1	0- 1	0- 0	NEUTRAL	0- 0	1- 0	0- 0				
11- 0	0- 0	1- 0	NON-CONFERENCE	0- 0	0- 0	10- 0				
7- 0	0- 0	0- 0	HOME	0- 0	0- 0	7- 0				
4- 0	0- 0	1- 0	AWAY	0- 0	0- 0	3- 0				
0- 0	0- 0	0- 0	NEUTRAL	0- 0	0- 0	0- 0				
13- 7	3- 5	2- 0	CONFERENCE	2- 1	6- 1	0- 0				
6- 3	2- 2	1- 0	HOME	1- 0	2- 1	0- 0				
6- 3	1- 2	1- 0	AWAY	1- 1	3- 0	0- 0				
1- 1	0- 1	0- 0	NEUTRAL	0- 0	1- 0	0- 0				

RPI	S	Opponent	Score	RPI	S	Opponent	Score	Team's RPI: 28	RPI	S	Opponent	Score	RPI	S	Opponent	Score
2	A	Oregon	52 85	40	A	Arizona St.	58 53		81	A	Southern California	65 57	106	A	Utah	85 69
2	H	Oregon	64 71	40	H	Arizona St.	59 53		81	H	Southern California	73 57	109	A	Washington St.	74 67
2	N	Oregon	70 88	43	A	Texas	83 58		95	A	Colorado	38 50	109	H	Washington St.	72 57
6	H	Stanford	73 72										124	H	California	54 55
13	A	UCLA	58 70										124	N	California	86 73
13	H	UCLA	92 66										140	A	Washington	66 58
20	A	Oregon St.	65 58										140	H	Washington	64 53
20	H	Oregon St.	61 63										162	A	Montana	77 42
													193	H	Santa Clara	65 52
													209	A	UTEP	54 43
													218	H	North Dakota	74 42
													245	H	UC Santa Barbara	61 42
													282	H	Monmouth	86 34
													306	H	Prairie View	83 48
													312	H	UC Riverside	70 27
													334	H	Tennessee St.	77 42
													349	A	Chicago St.	82 50
LAST 10 Division I																
		2 N Oregon	70 88			106 A Utah	85 69									
		124 N California	86 73			109 H Washington St.	72 57									
		124 H California	54 55			140 H Washington	64 53									
		6 H Stanford	73 72			20 A Oregon St.	65 58									
		95 A Colorado	38 50			2 A Oregon	52 85									

Non-Div I Games:

Arizona

Average RPI Win:	140	WON-LOST	WINNING	LAST 10	STRENGTH OF	OPP. STRENGTH	TEAM	ADJ.	CONF.	ADJ CONF.
Average RPI Loss:	43	RECORD	PCT. RANK	GAMES	SCHEDULE	OF SCHEDULE	RPI	RPI	RPI	RPI
DIV. I ONLY	20- 11	80	4-6	30	19	40	40	1	1	
DIV. I NON-CONF.	10- 2	29	0	162	127	54	54	2	2	
TOTALS	RPI 1-25	RPI 26-50	W-L RECORDS	RPI 51-100	RPI 101-150	RPI 150+				
20- 11	2- 5	1- 3	OVERALL	5- 1	5- 2	7- 0				
13- 3	2- 2	0- 1	HOME	3- 0	3- 0	5- 0				
5- 6	0- 3	0- 1	AWAY	2- 1	2- 1	1- 0				
2- 2	0- 0	1- 1	NEUTRAL	0- 0	0- 1	1- 0				
10- 2	0- 0	1- 1	NON-CONFERENCE	2- 1	0- 0	7- 0				
7- 0	0- 0	0- 0	HOME	2- 0	0- 0	5- 0				
1- 1	0- 0	0- 0	AWAY	0- 1	0- 0	1- 0				
2- 1	0- 0	1- 1	NEUTRAL	0- 0	0- 0	1- 0				
10- 9	2- 5	0- 2	CONFERENCE	3- 0	5- 2	0- 0				
6- 3	2- 2	0- 1	HOME	1- 0	3- 0	0- 0				
4- 5	0- 3	0- 1	AWAY	2- 0	2- 1	0- 0				
0- 1	0- 0	0- 0	NEUTRAL	0- 0	0- 1	0- 0				

RPI	S	Opponent	Score	RPI	S	Opponent	Score	Team's RPI: 40	RPI	S	Opponent	Score	RPI	S	Opponent	Score
2	A	Oregon	48 79	28	A	Arizona	53 59		51	H	Creighton	70 55	106	A	Utah	71 75
2	H	Oregon	72 66	28	H	Arizona	53 58		81	A	Southern California	63 54	109	A	Washington St.	65 56
6	H	Stanford	44 55	45	N	Purdue	52 59		81	H	Southern California	76 75	109	H	Washington St.	62 59
13	A	UCLA	66 68	46	N	Middle Tenn.	61 60		91	A	Minnesota	66 80	124	H	California	77 54
13	H	UCLA	61 70						94	H	BYU	60 52	124	N	California	67 71
20	A	Oregon St.	62 64						95	A	Colorado	65 59	140	A	Washington	67 50
20	H	Oregon St.	55 47										140	H	Washington	72 68
													161	N	Maine	57 31
													169	H	Idaho St.	74 69
													230	H	New Mexico	84 47
													269	H	Army West Point	83 51
													271	H	Air Force	87 56
													294	H	Cal Poly	66 41
													311	A	New Mexico St.	70 47
LAST 10 Division I																
124	N	California	67 71	140	H	Washington	72 68									
6	H	Stanford	44 55	109	H	Washington St.	62 59									
124	H	California	77 54	2	A	Oregon	48 79									
106	A	Utah	71 75	20	A	Oregon St.	62 64									
95	A	Colorado	65 59	13	H	UCLA	61 70									

Non-Div I Games:

Arizona St.

Average RPI Win: 337		WON-LOST	WINNING	LAST 10	STRENGTH OF	OPP. STRENGTH	TEAM	ADJ.	CONF.	ADJ CONF.
Average RPI Loss: 191		RECORD	PCT. RANK	GAMES	SCHEDULE	OF SCHEDULE	RPI	RPI	RPI	RPI
DIV. I ONLY		6- 22	316	3-7	316	340	328	328	32	32
DIV. I NON-CONF.		0- 9	338	0	138	80	323	323	31	31
TOTALS	RPI 1-25	RPI 26-50		W-L RECORDS	RPI 51-100		RPI 101-150		RPI 150+	
6- 22	0- 0	0- 1		OVERALL	0- 2		0- 5		6- 14	
3- 6	0- 0	0- 0		HOME	0- 0		0- 1		3- 5	
3- 16	0- 0	0- 1		AWAY	0- 2		0- 4		3- 9	
0- 0	0- 0	0- 0		NEUTRAL	0- 0		0- 0		0- 0	
0- 9	0- 0	0- 1		NON-CONFERENCE	0- 2		0- 2		0- 4	
0- 0	0- 0	0- 0		HOME	0- 0		0- 0		0- 0	
0- 9	0- 0	0- 1		AWAY	0- 2		0- 2		0- 4	
0- 0	0- 0	0- 0		NEUTRAL	0- 0		0- 0		0- 0	
6- 13	0- 0	0- 0		CONFERENCE	0- 0		0- 3		6- 10	
3- 6	0- 0	0- 0		HOME	0- 0		0- 1		3- 5	
3- 7	0- 0	0- 0		AWAY	0- 0		0- 2		3- 5	
0- 0	0- 0	0- 0		NEUTRAL	0- 0		0- 0		0- 0	

[illegible]

Non-Div I Games:	Philander Smith	66	54
------------------	-----------------	----	----

Ark.-Pine Bluff

■ Loss, ■ Non-Conf, S Site, H Home A Away N Neutral

Arkansas

Through Games Of March 12, 2020

Average RPI Win: 140		WON-LOST	WINNING	LAST 10	STRENGTH OF	OPP. STRENGTH	TEAM	ADJ.	CONF.	ADJ CONF.
Average RPI Loss: 46		RECORD	PCT. RANK	GAMES	SCHEDULE	OF SCHEDULE	RPI	RPI	RPI	RPI
DIV. I ONLY		24- 8	40	6-4	48	32	30	30	4	4
DIV. I NON-CONF.		12- 1	10	0	178	137	33	33	5	5
TOTALS		RPI 1-25	RPI 26-50		W-L RECORDS		RPI 51-100	RPI 101-150	RPI 150+	
24- 8	2- 5	2- 0		OVERALL		6- 1	5- 2	9- 0		
15- 3	1- 2	2- 0		HOME		4- 1	1- 0	7- 0		
5- 4	0- 2	0- 0		AWAY		1- 0	2- 2	2- 0		
4- 1	1- 1	0- 0		NEUTRAL		1- 0	2- 0	0- 0		
12- 1	0- 0	1- 0		NON-CONFERENCE		4- 0	1- 1	6- 0		
10- 0	0- 0	1- 0		HOME		3- 0	0- 0	6- 0		
0- 1	0- 0	0- 0		AWAY		0- 0	0- 1	0- 0		
2- 0	0- 0	0- 0		NEUTRAL		1- 0	1- 0	0- 0		
12- 7	2- 5	1- 0		CONFERENCE		2- 1	4- 1	3- 0		
5- 3	1- 2	1- 0		HOME		1- 1	1- 0	1- 0		
5- 3	0- 2	0- 0		AWAY		1- 0	2- 1	2- 0		
2- 1	1- 1	0- 0		NEUTRAL		0- 0	1- 0	0- 0		

RPI	S	Opponent	Score	RPI	S	Opponent	Score	RPI	S	Opponent	Score	RPI	S	Opponent	Score
1	A	South Carolina	82 91	35	H	LSU	75 71	55	H	Belmont	91 60	114	A	Auburn	86 70
1	H	South Carolina	65 86	48	H	UT Martin	96 46	65	H	Tennessee	83 75	114	N	Auburn	90 68
1	N	South Carolina	64 90					68	H	Georgia	55 64	124	A	California	80 84
10	A	Mississippi St.	83 92					72	A	Alabama	66 48	127	A	Vanderbilt	100 66
21	H	Texas A&M	77 84					73	H	Stony Brook	88 58	138	A	Florida	80 83
21	N	Texas A&M	67 66					77	H	Kansas St.	81 72	138	H	Florida	79 57
24	H	Kentucky	103 85					87	N	Fordham	71 59	150	N	Wisconsin	68 64
												172	H	New Orleans	82 52
												176	A	Missouri	85 81
												176	H	Missouri	90 73
												198	H	Oral Roberts	96 64
												206	H	Little Rock	86 53
												258	H	Tulsa	91 41
												301	A	Ole Miss	108 64
												335	H	Northwestern St.	99 39
												347	H	McNeese	101 58
LAST 10 Division I															
1	N	South Carolina	64 90	138	A	Florida	80 83								
21	N	Texas A&M	67 66	65	H	Tennessee	83 75								
114	N	Auburn	90 68	301	A	Ole Miss	108 64								
35	H	LSU	75 71	24	H	Kentucky	103 85								
10	A	Mississippi St.	83 92	1	H	South Carolina	65 86								

Non-Div I Games:

Arkansas

■ Loss,
 ■ Non-Conf, S Site,
 ■ Home
 ■ Away
 N Neutral

Average RPI Win:	252	WON-LOST	WINNING	LAST 10	STRENGTH OF	OPP. STRENGTH	TEAM	ADJ.	CONF.	ADJ CONF.
Average RPI Loss:	170	RECORD	PCT. RANK	GAMES	SCHEDULE	OF SCHEDULE	RPI	RPI	RPI	RPI
DIV. I ONLY	10- 19	272	2-8	183	256	254	254	21	21	
DIV. I NON-CONF.	2- 8	295	0	106	292	248	248	19	19	
TOTALS	RPI 1-25	RPI 26-50	W-L RECORDS	RPI 51-100	RPI 101-150	RPI 150+				
10- 19	0- 2	0- 2	OVERALL	1- 1	0- 2	9- 12				
7- 4	0- 0	0- 1	HOME	1- 1	0- 1	6- 1				
3- 13	0- 2	0- 1	AWAY	0- 0	0- 1	3- 9				
0- 2	0- 0	0- 0	NEUTRAL	0- 0	0- 0	0- 2				
2- 8	0- 2	0- 0	NON-CONFERENCE	0- 1	0- 0	2- 5				
1- 1	0- 0	0- 0	HOME	0- 1	0- 0	1- 0				
1- 6	0- 2	0- 0	AWAY	0- 0	0- 0	1- 4				
0- 1	0- 0	0- 0	NEUTRAL	0- 0	0- 0	0- 1				
8- 11	0- 0	0- 2	CONFERENCE	1- 0	0- 2	7- 7				
6- 3	0- 0	0- 1	HOME	1- 0	0- 1	5- 1				
2- 7	0- 0	0- 1	AWAY	0- 0	0- 1	2- 5				
0- 1	0- 0	0- 0	NEUTRAL	0- 0	0- 0	0- 1				

RPI	S	Opponent	Score	RPI	S	Opponent	Score	RPI	S	Opponent	Score	RPI	S	Opponent	Score	Team's RPI: 254
5	A	Baylor	43 111	44	A	Troy	64 79	88	H	Southeast Mo. St.	67 79	112	A	UT Arlington	44 71	
18	A	DePaul	64 109	44	H	Troy	81 91	98	H	Coastal Caro.	63 61	112	H	UT Arlington	62 89	
												184	N	N.C. A&T	50 55	
												188	A	Louisiana	43 83	
												195	A	Memphis	50 78	
												206	A	Little Rock	58 67	
												206	H	Little Rock	72 54	
												211	A	South Alabama	71 87	
												211	H	South Alabama	86 80	
												211	N	South Alabama	71 82	
												228	H	Appalachian St.	76 58	
												241	A	Murray St.	62 77	
												244	A	San Diego St.	71 62	
												248	A	Texas St.	56 53	
												248	H	Texas St.	69 83	
												249	A	Louisiana Tech	54 67	
												258	A	Tulsa	77 79	
												293	A	Ga. Southern	67 80	
												293	H	Ga. Southern	69 62	
												316	A	Georgia St.	56 67	
												316	H	Georgia St.	70 68	
												328	H	Ark.-Pine Bluff	81 60	
												348	A	La.-Monroe	54 53	
LAST 10 Division I																
				211	N	South Alabama	71 82			211	A	South Alabama	71 87			
				44	H	Troy	81 91			248	H	Texas St.	69 83			
				211	H	South Alabama	86 80			112	H	UT Arlington	62 89			
				206	H	Little Rock	72 54			293	A	Ga. Southern	67 80			
				44	A	Troy	64 79			316	A	Georgia St.	56 67			

Non-Div I Games: Central Baptist 88 63

Arkansas St.

■ Loss,
 ■ Non-Conf,
 ■ S Site,
 ■ Home
 ■ Away
 N Neutral

Average RPI Win: 262	WON-LOST	WINNING	LAST 10	STRENGTH OF	OPP. STRENGTH	TEAM	ADJ.	CONF.	ADJ CONF.
Average RPI Loss: 139	RECORD	PCT. RANK	GAMES	SCHEDULE	OF SCHEDULE	RPI	RPI	RPI	RPI
DIV. I ONLY	9- 22	294	4-6	152	193	269	269	16	16
DIV. I NON-CONF.	4- 7	225	0	185	273	236	236	15	15
TOTALS	RPI 1-25	RPI 26-50	W-L RECORDS	RPI 51-100	RPI 101-150	RPI 150+			
9- 22	0- 1	0- 4	OVERALL	0- 1	2- 8	7- 8			
6- 8	0- 1	0- 1	HOME	0- 0	2- 4	4- 2			
3- 14	0- 0	0- 3	AWAY	0- 1	0- 4	3- 6			
0- 0	0- 0	0- 0	NEUTRAL	0- 0	0- 0	0- 0			
4- 7	0- 1	0- 1	NON-CONFERENCE	0- 1	0- 2	4- 2			
2- 3	0- 1	0- 0	HOME	0- 0	0- 2	2- 0			
2- 4	0- 0	0- 1	AWAY	0- 1	0- 0	2- 2			
0- 0	0- 0	0- 0	NEUTRAL	0- 0	0- 0	0- 0			
5- 15	0- 0	0- 3	CONFERENCE	0- 0	2- 6	3- 6			
4- 5	0- 0	0- 1	HOME	0- 0	2- 2	2- 2			
1- 10	0- 0	0- 2	AWAY	0- 0	0- 4	1- 4			
0- 0	0- 0	0- 0	NEUTRAL	0- 0	0- 0	0- 0			

RPI 1-25				RPI 26-50				RPI 51-100				RPI 101+ Team's RPI: 269			
RPI	S	Opponent	Score	RPI	S	Opponent	Score	RPI	S	Opponent	Score	RPI	S	Opponent	Score
19	H	TCU	52 66	40	A	Arizona St.	51 83	58	A	St. John's (NY)	60 96	104	H	William & Mary	65 77
				49	A	Bucknell	61 87					107	A	Lehigh	72 89
				49	A	Bucknell	46 77					107	H	Lehigh	65 94
				49	H	Bucknell	52 63					118	H	Columbia	62 71
												122	A	Holy Cross	61 64
												122	H	Holy Cross	61 48
												126	A	Colgate	93 100
												126	H	Colgate	81 67
												129	A	Boston U.	56 62
												129	H	Boston U.	66 72
												168	A	Lafayette	58 67
												168	H	Lafayette	52 57
												186	A	Manhattan	56 86
												203	A	American	57 73
												203	H	American	62 67
												271	A	Air Force	68 66
												279	A	Loyola Maryland	59 68
												279	A	Loyola Maryland	72 65
												279	H	Loyola Maryland	75 55
												304	A	Fairleigh Dickinson	70 68
												319	A	St. Francis Brooklyn	64 70
												320	A	Navy	45 57
												320	H	Navy	62 52
												324	H	Bryant	81 75
												332	H	LIU Brooklyn	67 60
LAST 10 Division I															
				49	A	Bucknell	61 87	320	H	Navy	62 52				
				279	A	Loyola Maryland	72 65	279	H	Loyola Maryland	75 55				
				129	A	Boston U.	56 62	107	A	Lehigh	72 89				
				126	H	Colgate	81 67	168	A	Lafayette	58 67				
				122	A	Holy Cross	61 64	203	H	American	62 67				

Non-Div I Games:

Army West Point

■ Loss,
 ■ Non-Conf,
 ■ S Site,
 ■ Home
 ■ A Away
 N Neutral

Average RPI Win:	173	WON-LOST	WINNING	LAST 10	STRENGTH OF	OPP. STRENGTH	TEAM	ADJ.	CONF.	ADJ CONF.
Average RPI Loss:	50	RECORD	PCT. RANK	GAMES	SCHEDULE	OF SCHEDULE	RPI	RPI	RPI	RPI
DIV. I ONLY	11- 18	250	4-6	12	40	114	114	4	4	
DIV. I NON-CONF.	6- 5	151	0	19	125	72	72	5	5	
TOTALS	RPI 1-25	RPI 26-50	W-L RECORDS	RPI 51-100	RPI 101-150	RPI 150+				
11- 18	0- 7	2- 4	OVERALL	0- 4	3- 3	6- 0				
7- 6	0- 1	1- 2	HOME	0- 2	2- 1	4- 0				
2- 9	0- 5	0- 0	AWAY	0- 2	0- 2	2- 0				
2- 3	0- 1	1- 2	NEUTRAL	0- 0	1- 0	0- 0				
6- 5	0- 2	1- 2	NON-CONFERENCE	0- 0	1- 1	4- 0				
4- 1	0- 0	0- 1	HOME	0- 0	1- 0	3- 0				
1- 2	0- 1	0- 0	AWAY	0- 0	0- 1	1- 0				
1- 2	0- 1	1- 1	NEUTRAL	0- 0	0- 0	0- 0				
5- 13	0- 5	1- 2	CONFERENCE	0- 4	2- 2	2- 0				
3- 5	0- 1	1- 1	HOME	0- 2	1- 1	1- 0				
1- 7	0- 4	0- 0	AWAY	0- 2	0- 1	1- 0				
1- 1	0- 0	0- 1	NEUTRAL	0- 0	1- 0	0- 0				

RPI 1-25				RPI 26-50				RPI 51-100				RPI 101+ Team's RPI: 114			
RPI	S	Opponent	Score	RPI	S	Opponent	Score	RPI	S	Opponent	Score	RPI	S	Opponent	Score
1	A	South Carolina	53 79	30	H	Arkansas	70 86	65	H	Tennessee	55 56	108	A	UAB	75 80
10	A	Mississippi St.	73 78	30	N	Arkansas	68 90	68	A	Georgia	50 61	127	A	Vanderbilt	55 77
10	H	Mississippi St.	85 92	33	H	Old Dominion	77 89	72	A	Alabama	64 68	127	H	Vanderbilt	70 62
19	A	TCU	65 80	35	H	LSU	65 60	72	H	Alabama	48 75	127	N	Vanderbilt	77 67
21	A	Texas A&M	54 84	42	N	Dayton	76 74					130	H	Bethune-Cookman	74 56
24	A	Kentucky	61 68	46	N	Middle Tenn.	50 73					138	H	Florida	63 83
25	N	Drake	82 83									176	A	Missouri	95 82
												211	A	South Alabama	82 62
												237	H	Saint Joseph's	66 62
												250	H	Jacksonville St.	62 53
												272	H	Wofford	84 82
												301	H	Ole Miss	59 43
LAST 10 Division I															
				30	N	Arkansas	68 90	10	H	Mississippi St.	85 92				
				127	N	Vanderbilt	77 67	35	H	LSU	65 60				
				65	H	Tennessee	55 56	1	A	South Carolina	53 79				
				176	A	Missouri	95 82	72	A	Alabama	64 68				
				21	A	Texas A&M	54 84	127	H	Vanderbilt	70 62				

Non-Div I Games:

Auburn

■ Loss,
 ■ Non-Conf,
 S Site,
 ■ Home
 ■ Away
 N Neutral

BYU		WON-LOST		WINNING		LAST 10		STRENGTH OF		OPP. STRENGTH		TEAM		ADJ.		CONF.		ADJ CONF.	
Average RPI Win: 190		RECORD		PCT. RANK		GAMES		SCHEDULE		OF SCHEDULE		RPI		RPI		RPI		RPI	
Average RPI Loss: 90																			
DIV. I ONLY		17- 11		114		6-4		109		91		94		94		11		11	
DIV. I NON-CONF.		4- 5		195		0		99		27		137		137		11		11	
TOTALS		RPI 1-25		RPI 26-50		W-L RECORDS		RPI 51-100		RPI 101-150		RPI 150+							
17- 11		0- 3		0- 1		OVERALL		1- 1		5- 4		11- 2							
9- 3		0- 1		0- 0		HOME		0- 0		2- 2		7- 0							
7- 6		0- 1		0- 1		AWAY		1- 1		2- 2		4- 1							
1- 2		0- 1		0- 0		NEUTRAL		0- 0		1- 0		0- 1							
4- 5		0- 1		0- 1		NON-CONFERENCE		1- 1		1- 2		2- 0							
2- 1		0- 0		0- 0		HOME		0- 0		0- 1		2- 0							
1- 3		0- 0		0- 1		AWAY		1- 1		0- 1		0- 0							
1- 1		0- 1		0- 0		NEUTRAL		0- 0		1- 0		0- 0							
13- 6		0- 2		0- 0		CONFERENCE		0- 0		4- 2		9- 2							
7- 2		0- 1		0- 0		HOME		0- 0		2- 1		5- 0							
6- 3		0- 1		0- 0		AWAY		0- 0		2- 1		4- 1							
0- 1		0- 0		0- 0		NEUTRAL		0- 0		0- 0		0- 1							

RPI 1-25				RPI 26-50				RPI 51-100				RPI 101+			
RPI	S	Opponent	Score	RPI	S	Opponent	Score	RPI	S	Opponent	Score	RPI	S	Opponent	Score
12	A	Gonzaga	44 59	40	A	Arizona St.	52 60	64	A	Fresno St.	71 65	103	A	Portland	66 54
12	H	Gonzaga	43 55					83	A	Boise St.	55 66	103	H	Portland	48 57
20	N	Oregon St.	34 65									106	H	Utah	73 77
												109	A	Washington St.	50 67
												111	A	San Diego	45 51
												111	H	San Diego	52 36
												134	A	Pacific	76 66
												134	H	Pacific	65 54
												146	N	San Jose St.	75 56
												178	A	Pepperdine	65 47
												178	H	Pepperdine	66 64
												178	N	Pepperdine	51 62
												193	A	Santa Clara	60 51
												193	H	Santa Clara	71 48
												201	A	Saint Mary's (CA)	65 55
												201	H	Saint Mary's (CA)	60 39
												215	A	San Francisco	58 60
												215	H	San Francisco	57 44
												280	H	Utah St.	67 50
												298	A	LMU (CA)	59 44
												298	H	LMU (CA)	57 42
												302	H	Utah Valley	71 57
LAST 10 Division I															
178	N	Pepperdine	51 62	134	H	Pacific	65 54								
298	H	LMU (CA)	57 42	201	H	Saint Mary's (CA)	60 39								
178	H	Pepperdine	66 64	111	A	San Diego	45 51								
215	A	San Francisco	58 60	12	A	Gonzaga	44 59								
193	A	Santa Clara	60 51	103	A	Portland	66 54								

Non-Div I Games: Tex. A&M-Kingsville90 38

BYU

Loss, Non-Conf, S Site, H Home A Away N Neutral

Average RPI Win:	174	WON-LOST	WINNING	LAST 10	STRENGTH OF	OPP. STRENGTH	TEAM	ADJ.	CONF.	ADJ CONF.
Average RPI Loss:	100	RECORD	PCT. RANK	GAMES	SCHEDULE	OF SCHEDULE	RPI	RPI	RPI	RPI
DIV. I ONLY	20- 10	70	7-3	129	100	76	76	10	10	
DIV. I NON-CONF.	7- 4	100	0	233	98	123	123	10	10	
TOTALS	RPI 1-25	RPI 26-50	W-L RECORDS	RPI 51-100	RPI 101-150	RPI 150+				
20- 10	1- 1	0- 1	OVERALL	1- 4	6- 1	12- 3				
11- 1	1- 0	0- 1	HOME	1- 0	3- 0	6- 0				
6- 7	0- 1	0- 0	AWAY	0- 4	2- 0	4- 2				
3- 2	0- 0	0- 0	NEUTRAL	0- 0	1- 1	2- 1				
7- 4	0- 0	0- 1	NON-CONFERENCE	0- 2	2- 1	5- 0				
2- 1	0- 0	0- 1	HOME	0- 0	1- 0	1- 0				
2- 2	0- 0	0- 0	AWAY	0- 2	0- 0	2- 0				
3- 1	0- 0	0- 0	NEUTRAL	0- 0	1- 1	2- 0				
13- 6	1- 1	0- 0	CONFERENCE	1- 2	4- 0	7- 3				
9- 0	1- 0	0- 0	HOME	1- 0	2- 0	5- 0				
4- 5	0- 1	0- 0	AWAY	0- 2	2- 0	2- 2				
0- 1	0- 0	0- 0	NEUTRAL	0- 0	0- 0	0- 1				

RPI 1-25				RPI 26-50				RPI 51-100 Team's RPI: 76				RPI 101+			
RPI	S	Opponent	Score	RPI	S	Opponent	Score	RPI	S	Opponent	Score	RPI	S	Opponent	Score
22	A	Central Mich.	39 66	31	H	Western Ky.	86 91	59	A	IUPUI	48 65	101	H	Butler	74 70
22	H	Central Mich.	67 62					61	A	Cincinnati	56 63	107	N	Lehigh	54 52
								80	A	Ohio	71 79	117	A	Buffalo	69 58
								96	A	Kent St.	68 69	117	H	Buffalo	69 65
								96	H	Kent St.	66 62	148	A	Toledo	60 58
												148	H	Toledo	66 60
												150	N	Wisconsin	56 67
												151	A	Western Mich.	64 63
												151	H	Western Mich.	68 65
												160	A	Eastern Mich.	58 61
												160	H	Eastern Mich.	59 54
												160	N	Eastern Mich.	63 64
												180	A	Northern Ill.	62 70
												180	H	Northern Ill.	97 89
												183	H	Akron	60 52
												187	N	Providence	52 51
												230	A	New Mexico	70 57
												231	H	Miami (OH)	80 63
												253	A	Bowling Green	86 80
												270	H	Xavier	70 49
												298	N	LMU (CA)	77 72
												339	A	Purdue Fort Wayne	83 52
LAST 10 Division I															
160	N	Eastern Mich.	63 64	160	A	Eastern Mich.	58 61								
151	A	Western Mich.	64 63	180	H	Northern Ill.	97 89								
180	A	Northern Ill.	62 70	117	A	Buffalo	69 58								
22	H	Central Mich.	67 62	148	A	Toledo	60 58								
148	H	Toledo	66 60	183	H	Akron	60 52								

Non-Div I Games: Urbana 84 49

Ball St.

Loss, Non-Conf, S Site, H Home A Away N Neutral

Average RPI Win:	118	WON-LOST	WINNING	LAST 10	STRENGTH OF	OPP. STRENGTH	TEAM	ADJ.	CONF.	ADJ CONF.
Average RPI Loss:	21	RECORD	PCT. RANK	GAMES	SCHEDULE	OF SCHEDULE	RPI	RPI	RPI	RPI
DIV. I ONLY	28- 2	5	9-1	50	5	5	5	3	3	
DIV. I NON-CONF.	11- 1	13	0	187	10	39	39	3	3	
TOTALS	RPI 1-25	RPI 26-50	W-L RECORDS	RPI 51-100	RPI 101-150	RPI 150+				
28- 2	4- 1	3- 1	OVERALL	10- 0	5- 0	6- 0				
17- 0	1- 0	2- 0	HOME	6- 0	2- 0	6- 0				
9- 1	2- 0	1- 1	AWAY	4- 0	2- 0	0- 0				
2- 1	1- 1	0- 0	NEUTRAL	0- 0	1- 0	0- 0				
11- 1	2- 1	0- 0	NON-CONFERENCE	2- 0	1- 0	6- 0				
8- 0	0- 0	0- 0	HOME	2- 0	0- 0	6- 0				
1- 0	1- 0	0- 0	AWAY	0- 0	0- 0	0- 0				
2- 1	1- 1	0- 0	NEUTRAL	0- 0	1- 0	0- 0				
17- 1	2- 0	3- 1	CONFERENCE	8- 0	4- 0	0- 0				
9- 0	1- 0	2- 0	HOME	4- 0	2- 0	0- 0				
8- 1	1- 0	1- 1	AWAY	4- 0	2- 0	0- 0				
0- 0	0- 0	0- 0	NEUTRAL	0- 0	0- 0	0- 0				

RPI	S	Opponent	Score	RPI	S	Opponent	Score	RPI	S	Opponent	Score	RPI	S	Opponent	Score
1	N	South Carolina	59 74	41	A	Iowa St.	56 57	67	A	Oklahoma St.	69 42	109	N	Washington St.	89 66
4	A	UConn	74 58	41	H	Iowa St.	83 62	67	H	Oklahoma St.	94 48	132	A	Kansas	90 47
14	N	Indiana	77 62	43	A	Texas	64 44	68	H	Georgia	72 38	132	H	Kansas	97 44
19	A	TCU	66 57	43	H	Texas	69 53	69	H	South Fla.	58 46	135	A	Texas Tech	77 62
19	H	TCU	81 62					70	A	West Virginia	64 39	135	H	Texas Tech	87 79
								70	H	West Virginia	91 51	254	H	Arkansas St.	111 43
								77	A	Kansas St.	54 40	263	H	Lamar University	90 28
								77	H	Kansas St.	83 58	265	H	New Hampshire	97 29
								92	A	Oklahoma	77 56	287	H	Morehead St.	94 47
								92	H	Oklahoma	101 69	318	H	Houston Baptist	112 42
												344	H	Grambling	120 46
LAST 10 Division I															
41	A	Iowa St.	56 57	135	A	Texas Tech	77 62								
43	H	Texas	69 53	67	A	Oklahoma St.	69 42								
77	H	Kansas St.	83 58	19	H	TCU	81 62								
70	A	West Virginia	64 39	77	A	Kansas St.	54 40								
92	H	Oklahoma	101 69	132	H	Kansas	97 44								

Non-Div I Games:

Baylor

■ Loss,
 ■ Non-Conf, S Site,
 ■ Home
 ■ Away
 N Neutral

Belmont

Through Games Of March 12, 2020

Average RPI Win:	220	WON-LOST	WINNING	LAST 10	STRENGTH OF	OPP. STRENGTH	TEAM	ADJ.	CONF.	ADJ CONF.
Average RPI Loss:	73	RECORD	PCT. RANK	GAMES	SCHEDULE	OF SCHEDULE	RPI	RPI	RPI	RPI
DIV. I ONLY	22- 9	54	9-1	108	183	55	55	20	20	
DIV. I NON-CONF.	5- 6	187	0	17	7	73	73	23	23	
TOTALS	RPI 1-25	RPI 26-50	W-L RECORDS	RPI 51-100	RPI 101-150	RPI 150+				
22- 9	0- 2	2- 4	OVERALL	1- 1	0- 1	19- 1				
13- 0	0- 0	2- 0	HOME	0- 0	0- 0	11- 0				
8- 6	0- 1	0- 3	AWAY	1- 0	0- 1	7- 1				
1- 3	0- 1	0- 1	NEUTRAL	0- 1	0- 0	1- 0				
5- 6	0- 2	2- 3	NON-CONFERENCE	0- 0	0- 1	3- 0				
4- 0	0- 0	2- 0	HOME	0- 0	0- 0	2- 0				
1- 4	0- 1	0- 2	AWAY	0- 0	0- 1	1- 0				
0- 2	0- 1	0- 1	NEUTRAL	0- 0	0- 0	0- 0				
17- 3	0- 0	0- 1	CONFERENCE	1- 1	0- 0	16- 1				
9- 0	0- 0	0- 0	HOME	0- 0	0- 0	9- 0				
7- 2	0- 0	0- 1	AWAY	1- 0	0- 0	6- 1				
1- 1	0- 0	0- 0	NEUTRAL	0- 1	0- 0	1- 0				

RPI S	Opponent	Score	RPI S	Opponent	Score	RPI S	Opponent	Score	RPI S	Opponent	Score
3 N	Maryland	26 90	30 A	Arkansas	60 91	88 A	Southeast Mo. St.	57 45	148 A	Toledo	48 53
23 A	Marquette	51 53	31 A	Western Ky.	46 77	88 N	Southeast Mo. St.	99 114	173 A	Austin Peay	53 52
			37 H	UCF	72 37				173 H	Austin Peay	69 46
			38 N	Virginia Tech	58 60				173 N	Austin Peay	76 73
			46 H	Middle Tenn.	68 57				185 H	Northern Ky.	62 45
			48 A	UT Martin	57 74				200 H	Eastern Ill.	69 45
									205 A	Tennessee Tech	59 47
									205 H	Tennessee Tech	68 52
									207 H	Chattanooga	63 50
									241 A	Murray St.	86 56
									241 H	Murray St.	70 53
									247 A	Lipscomb	69 68
									250 A	Jacksonville St.	41 60
									250 H	Jacksonville St.	61 49
									287 A	Morehead St.	63 56
									287 H	Morehead St.	71 62
									296 A	Eastern Ky.	85 46
									296 H	Eastern Ky.	68 48
									334 A	Tennessee St.	84 51
									334 H	Tennessee St.	70 58
									338 H	SIUE	69 48
LAST 10 Division I											
88 N	Southeast Mo. St.	99 114	287 A	Morehead St.	63 56						
173 N	Austin Peay	76 73	250 H	Jacksonville St.	61 49						
334 A	Tennessee St.	84 51	334 H	Tennessee St.	70 58						
205 H	Tennessee Tech	68 52	173 H	Austin Peay	69 46						
296 A	Eastern Ky.	85 46	241 H	Murray St.	70 53						

Non-Div I Games:

Belmont

Loss, Non-Conf, S Site, H Home A Away N Neutral

Bethune-Cookman

Through Games Of March 12, 2020

Average RPI Win:	270	WON-LOST	WINNING	LAST 10	STRENGTH OF	OPP. STRENGTH	TEAM	ADJ.	CONF.	ADJ CONF.
Average RPI Loss:	119	RECORD	PCT. RANK	GAMES	SCHEDULE	OF SCHEDULE	RPI	RPI	RPI	RPI
DIV. I ONLY	21- 6	28	9-1	334	298	130	130	29	29	
DIV. I NON-CONF.	6- 4	123	0	259	110	142	142	29	29	
TOTALS	RPI 1-25	RPI 26-50	W-L RECORDS	RPI 51-100	RPI 101-150	RPI 150+				
21- 6	0- 1	0- 1	OVERALL	0- 1	0- 1	21- 2				
9- 2	0- 1	0- 1	HOME	0- 0	0- 0	9- 0				
11- 3	0- 0	0- 0	AWAY	0- 1	0- 1	11- 1				
1- 1	0- 0	0- 0	NEUTRAL	0- 0	0- 0	1- 1				
6- 4	0- 1	0- 1	NON-CONFERENCE	0- 1	0- 1	6- 0				
1- 2	0- 1	0- 1	HOME	0- 0	0- 0	1- 0				
4- 2	0- 0	0- 0	AWAY	0- 1	0- 1	4- 0				
1- 0	0- 0	0- 0	NEUTRAL	0- 0	0- 0	1- 0				
15- 2	0- 0	0- 0	CONFERENCE	0- 0	0- 0	15- 2				
8- 0	0- 0	0- 0	HOME	0- 0	0- 0	8- 0				
7- 1	0- 0	0- 0	AWAY	0- 0	0- 0	7- 1				
0- 1	0- 0	0- 0	NEUTRAL	0- 0	0- 0	0- 1				

RPI 1-25				RPI 26-50				RPI 51-100				RPI 101+ Team's RPI: 130			
RPI	S	Opponent	Score	RPI	S	Opponent	Score	RPI	S	Opponent	Score	RPI	S	Opponent	Score
22	H	Central Mich.	67 92	44	H	Troy	62 68	72	A	Alabama	49 60	114	A	Auburn	56 74
												153	A	Norfolk St.	51 61
												153	H	Norfolk St.	68 62
												164	A	Jacksonville	53 52
												184	A	N.C. A&T	69 58
												184	H	N.C. A&T	70 50
												222	H	Morgan St.	74 65
												228	N	Appalachian St.	61 44
												229	A	Stetson	59 55
												261	A	Howard	75 59
												261	H	Howard	88 59
												275	A	Delaware St.	66 55
												278	A	N.C. Central	70 55
												278	H	N.C. Central	73 52
												293	H	Ga. Southern	75 57
												307	A	UMES	62 53
												307	N	UMES	55 61
												310	A	FIU	65 60
												336	A	Florida A&M	78 57
												336	H	Florida A&M	66 64
												337	H	Coppin St.	82 51
												343	A	Charleston So.	81 41
												350	A	South Carolina St.	66 55
												350	H	South Carolina St.	86 70
LAST 10 Division I															
				307	N	UMES	55 61			275	A	Delaware St.	66 55		
				336	H	Florida A&M	66 64			307	A	UMES	62 53		
				278	A	N.C. Central	70 55			261	H	Howard	88 59		
				153	H	Norfolk St.	68 62			184	H	N.C. A&T	70 50		
				350	H	South Carolina St.	86 70			336	A	Florida A&M	78 57		

Non-Div I Games: Edward Waters 79 46 Palm Beach Atl. 68 45

Bethune-Cookman

Loss, Non-Conf, S Site, H Home A Away N Neutral

Binghamton

Through Games Of March 12, 2020

Average RPI Win:	272	WON-LOST	WINNING	LAST 10	STRENGTH OF	OPP. STRENGTH	TEAM	ADJ.	CONF.	ADJ CONF.
Average RPI Loss:	168	RECORD	PCT. RANK	GAMES	SCHEDULE	OF SCHEDULE	RPI	RPI	RPI	RPI
DIV. I ONLY	21- 9	60	7-3	336	288	156	156	26	26	
DIV. I NON-CONF.	10- 2	29	0	330	284	128	128	27	27	
TOTALS	RPI 1-25	RPI 26-50	W-L RECORDS	RPI 51-100	RPI 101-150	RPI 150+				
21- 9	0- 0	0- 0	OVERALL	0- 3	0- 1	21- 5				
12- 2	0- 0	0- 0	HOME	0- 1	0- 0	12- 1				
8- 6	0- 0	0- 0	AWAY	0- 2	0- 1	8- 3				
1- 1	0- 0	0- 0	NEUTRAL	0- 0	0- 0	1- 1				
10- 2	0- 0	0- 0	NON-CONFERENCE	0- 0	0- 1	10- 1				
5- 0	0- 0	0- 0	HOME	0- 0	0- 0	5- 0				
4- 1	0- 0	0- 0	AWAY	0- 0	0- 1	4- 0				
1- 1	0- 0	0- 0	NEUTRAL	0- 0	0- 0	1- 1				
11- 7	0- 0	0- 0	CONFERENCE	0- 3	0- 0	11- 4				
7- 2	0- 0	0- 0	HOME	0- 1	0- 0	7- 1				
4- 5	0- 0	0- 0	AWAY	0- 2	0- 0	4- 3				
0- 0	0- 0	0- 0	NEUTRAL	0- 0	0- 0	0- 0				

RPI S	Opponent	Score	RPI S	Opponent	Score	RPI S	Opponent	Score	RPI S	Opponent	Score	Team's RPI: 156
						73	A Stony Brook	54 58	120	A Miami (FL)	56 79	
						73	A Stony Brook	42 57	160	H Eastern Mich.	78 67	
						73	H Stony Brook	60 67	161	A Maine	65 75	
									161	H Maine	73 63	
									168	H Lafayette	74 64	
									173	N Austin Peay	63 80	
									191	A Cornell	59 56	
									213	A UMass Lowell	62 58	
									213	H UMass Lowell	56 66	
									265	A New Hampshire	63 53	
									265	H New Hampshire	66 64	
									265	H New Hampshire	51 42	
									275	A Delaware St.	75 66	
									276	A Siena	89 62	
									283	H Niagara	74 55	
									299	A UMBC	61 43	
									299	H UMBC	66 58	
									300	H St. Bonaventure	78 67	
									304	A Fairleigh Dickinson	60 48	
									308	A Vermont	62 65	
									308	H Vermont	76 53	
									314	A Albany (NY)	53 56	
									314	H Albany (NY)	58 42	
									331	H NJIT	75 40	
									344	N Grambling	88 67	
									345	A Hartford	78 65	

LAST 10 Division I

73	A	Stony Brook	42	57	213	A	UMass Lowell	62	58
265	H	New Hampshire	51	42	308	H	Vermont	76	53
265	H	New Hampshire	66	64	73	A	Stony Brook	54	58
299	H	UMBC	66	58	161	A	Maine	65	75
345	A	Hartford	78	65	314	H	Albany (NY)	58	42

Non-Div I Games: Bloomsburg 70 45

Binghamton

Loss, Non-Conf, S Site, H Home A Away N Neutral

RPI	S	Opponent	Score
345	H	Hartford	80 44

B
i
n
g
h
a
m
t
o
n

B
i
n
g
h
a
m
t
o
n

Binghamton

[illegible]

Western Ore.	75	32
--------------	----	----

Lewis-Clark St. 88 34

Lewis-Clark St.

88 34

Western Ore.

75 32

Loss, Non-Conf, S Site, H Home A Away N Neutral

Average RPI Win:	165	WON-LOST	WINNING	LAST 10	STRENGTH OF	OPP. STRENGTH	TEAM	ADJ.	CONF.	ADJ CONF.
Average RPI Loss:	56	RECORD	PCT. RANK	GAMES	SCHEDULE	OF SCHEDULE	RPI	RPI	RPI	RPI
DIV. I ONLY	20- 12	99	8-2	72	57	62	62	5	5	
DIV. I NON-CONF.	7- 4	100	0	105	180	81	81	4	4	
TOTALS	RPI 1-25	RPI 26-50	W-L RECORDS	RPI 51-100	RPI 101-150	RPI 150+				
20- 12	0- 5	2- 2	OVERALL	3- 3	6- 1	9- 1				
10- 4	0- 2	0- 0	HOME	1- 2	4- 0	5- 0				
7- 6	0- 2	1- 2	AWAY	2- 0	2- 1	2- 1				
3- 2	0- 1	1- 0	NEUTRAL	0- 1	0- 0	2- 0				
7- 4	0- 1	0- 0	NON-CONFERENCE	1- 1	1- 1	5- 1				
5- 0	0- 0	0- 0	HOME	1- 0	0- 0	4- 0				
1- 3	0- 1	0- 0	AWAY	0- 0	1- 1	0- 1				
1- 1	0- 0	0- 0	NEUTRAL	0- 1	0- 0	1- 0				
13- 8	0- 4	2- 2	CONFERENCE	2- 2	5- 0	4- 0				
5- 4	0- 2	0- 0	HOME	0- 2	4- 0	1- 0				
6- 3	0- 1	1- 2	AWAY	2- 0	1- 0	2- 0				
2- 1	0- 1	1- 0	NEUTRAL	0- 0	0- 0	1- 0				

RPI 1-25				RPI 26-50				RPI 51-100 Team's RPI: 62				RPI 101+			
RPI	S	Opponent	Score	RPI	S	Opponent	Score	RPI	S	Opponent	Score	RPI	S	Opponent	Score
7	A	Louisville	48 68	27	A	Duke	73 85	60	N	Charlotte	68 84	115	H	Wake Forest	67 54
7	H	Louisville	70 81	27	N	Duke	84 77	75	H	Virginia	52 69	120	H	Miami (FL)	75 64
11	A	Northwestern	63 66	32	A	Florida St.	65 56	79	A	Georgia Tech	55 48	122	A	Holy Cross	71 80
16	H	NC State	54 72	38	A	Virginia Tech	49 70	90	H	VCU	87 52	123	A	Notre Dame	75 65
16	N	NC State	75 82					100	A	Syracuse	88 81	123	H	Notre Dame	56 55
								100	H	Syracuse	79 89	129	A	Boston U.	88 57
												147	H	North Carolina	93 75
												174	N	Tulane	89 76
												187	A	Providence	60 76
												210	H	Rhode Island	66 55
												213	H	UMass Lowell	89 46
												225	A	Clemson	70 68
												225	N	Clemson	85 73
												275	H	Delaware St.	109 69
												288	A	Pittsburgh	79 70
												288	H	Pittsburgh	70 59
												319	H	St. Francis Brooklyn	106 69
LAST 10 Division I															
		16	N	NC State	75	82				120	H	Miami (FL)	75	64	
		27	N	Duke	84	77				288	H	Pittsburgh	70	59	
		225	N	Clemson	85	73				147	H	North Carolina	93	75	
		100	A	Syracuse	88	81				123	H	Notre Dame	56	55	
		7	A	Louisville	48	68				225	A	Clemson	70	68	

Non-Div I Games:

Boston College

■ Loss,
 ■ Non-Conf,
 ■ S Site,
 ■ H Home
 ■ A Away
 N Neutral

Average RPI Win: 198	WON-LOST	WINNING	LAST 10	STRENGTH OF	OPP. STRENGTH	TEAM	ADJ.	CONF.	ADJ CONF.
Average RPI Loss: 137	RECORD	PCT. RANK	GAMES	SCHEDULE	OF SCHEDULE	RPI	RPI	RPI	RPI
DIV. I ONLY	18- 12	116	7-2	151	160	129	129	16	16
DIV. I NON-CONF.	5- 6	187	0	151	128	179	179	15	15
TOTALS	RPI 1-25	RPI 26-50	W-L RECORDS	RPI 51-100	RPI 101-150	RPI 150+			
18- 12	0- 0	1- 1	OVERALL	0- 2	5- 5	12- 4			
11- 5	0- 0	1- 0	HOME	0- 2	3- 3	7- 0			
7- 7	0- 0	0- 1	AWAY	0- 0	2- 2	5- 4			
0- 0	0- 0	0- 0	NEUTRAL	0- 0	0- 0	0- 0			
5- 6	0- 0	0- 0	NON-CONFERENCE	0- 2	1- 3	4- 1			
2- 4	0- 0	0- 0	HOME	0- 2	1- 2	1- 0			
3- 2	0- 0	0- 0	AWAY	0- 0	0- 1	3- 1			
0- 0	0- 0	0- 0	NEUTRAL	0- 0	0- 0	0- 0			
13- 6	0- 0	1- 1	CONFERENCE	0- 0	4- 2	8- 3			
9- 1	0- 0	1- 0	HOME	0- 0	2- 1	6- 0			
4- 5	0- 0	0- 1	AWAY	0- 0	2- 1	2- 3			
0- 0	0- 0	0- 0	NEUTRAL	0- 0	0- 0	0- 0			

RPI S	Opponent	Score	RPI S	Opponent	Score	RPI S	Opponent	Score	RPI S	Opponent	Score	Team's RPI: 129
49	A Bucknell	53 55	49	H Bucknell	52 48	54	H Marist	75 89	107	A Lehigh	34 51	
						62	H Boston College	57 88	107	H Lehigh	48 47	
									121	H Harvard	39 66	
									122	A Holy Cross	62 51	
									122	H Holy Cross	76 70	
									124	A California	62 73	
									126	A Colgate	60 58	
									126	H Colgate	61 70	
									144	H Northeastern	72 56	
									149	H Massachusetts	45 58	
									159	A UC Davis	68 75	
									161	A Maine	62 49	
									167	H Dartmouth	74 56	
									168	A Lafayette	57 59	
									168	H Lafayette	47 40	
									203	A American	54 55	
									203	H American	46 44	
									203	H American	59 44	
									265	A New Hampshire	78 64	
									269	A Army West Point	72 66	
									269	H Army West Point	62 56	
									279	A Loyola Maryland	41 39	
									279	H Loyola Maryland	44 42	
									314	A Albany (NY)	60 58	
									320	A Navy	41 46	
									320	H Navy	71 56	
LAST 10 Division I												
203	H American	46 44	168	H Lafayette	47 40							
269	H Army West Point	62 56	320	H Navy	71 56							
49	A Bucknell	53 55	126	A Colgate	60 58							
107	H Lehigh	48 47	122	A Holy Cross	62 51							
203	A American	54 55	49	H Bucknell	52 48							

Non-Div I Games:

Boston U.

■ Loss,
 ■ Non-Conf, S Site,
 ■ Home
 ■ Away
 N Neutral

Bowling Green

Through Games Of March 12, 2020

Average RPI Win:	211	WON-LOST	WINNING	LAST 10	STRENGTH OF	OPP. STRENGTH	TEAM	ADJ.	CONF.	ADJ CONF.
Average RPI Loss:	134	RECORD	PCT. RANK	GAMES	SCHEDULE	OF SCHEDULE	RPI	RPI	RPI	RPI
DIV. I ONLY	8- 21	299	2-8	127	148	253	253	10	10	
DIV. I NON-CONF.	5- 5	164	0	192	260	153	153	10	10	
TOTALS	RPI 1-25	RPI 26-50	W-L RECORDS	RPI 51-100	RPI 101-150	RPI 150+				
8- 21	0- 1	0- 1	OVERALL	1- 4	0- 5	7- 10				
4- 7	0- 0	0- 0	HOME	1- 2	0- 1	3- 4				
3- 12	0- 1	0- 1	AWAY	0- 2	0- 3	3- 5				
1- 2	0- 0	0- 0	NEUTRAL	0- 0	0- 1	1- 1				
5- 5	0- 0	0- 1	NON-CONFERENCE	0- 0	0- 2	5- 2				
2- 0	0- 0	0- 0	HOME	0- 0	0- 0	2- 0				
2- 3	0- 0	0- 1	AWAY	0- 0	0- 1	2- 1				
1- 2	0- 0	0- 0	NEUTRAL	0- 0	0- 1	1- 1				
3- 16	0- 1	0- 0	CONFERENCE	1- 4	0- 3	2- 8				
2- 7	0- 0	0- 0	HOME	1- 2	0- 1	1- 4				
1- 9	0- 1	0- 0	AWAY	0- 2	0- 2	1- 4				
0- 0	0- 0	0- 0	NEUTRAL	0- 0	0- 0	0- 0				

RPI 1-25				RPI 26-50				RPI 51-100				RPI 101+ Team's RPI: 253			
RPI	S	Opponent	Score	RPI	S	Opponent	Score	RPI	S	Opponent	Score	RPI	S	Opponent	Score
22	A	Central Mich.	75 82	45	A	Purdue	74 81	76	H	Ball St.	80 86	113	N	Green Bay	54 73
								80	A	Ohio	69 79	117	A	Buffalo	59 65
								80	H	Ohio	82 68	117	H	Buffalo	56 62
								96	A	Kent St.	47 61	133	A	Valparaiso	90 95
								96	H	Kent St.	86 96	148	A	Toledo	72 79
												151	A	Western Mich.	55 69
												151	A	Western Mich.	67 84
												151	H	Western Mich.	72 63
												155	A	Loyola Chicago	76 84
												160	A	Eastern Mich.	61 78
												160	H	Eastern Mich.	58 70
												180	H	Northern Ill.	87 92
												183	A	Akron	61 70
												183	H	Akron	73 76
												190	H	Cleveland St.	89 62
												215	N	San Francisco	56 64
												220	A	Milwaukee	63 51
												231	A	Miami (OH)	82 69
												231	H	Miami (OH)	59 80
												240	A	Marshall	82 69
												285	N	California Baptist	98 60
												287	H	Morehead St.	79 65
LAST 10 Division I															
151	A	Western Mich.	67 84	117	H	Buffalo	56 62								
183	A	Akron	61 70	151	A	Western Mich.	55 69								
231	A	Miami (OH)	82 69	22	A	Central Mich.	75 82								
96	H	Kent St.	86 96	160	H	Eastern Mich.	58 70								
80	H	Ohio	82 68	180	H	Northern Ill.	87 92								

Non-Div I Games: Davis & Elkins 91 52 Notre Dame (OH) 88 54

Bowling Green

■ Loss,
 ■ Non-Conf,
 ■ S Site,
 ■ H Home
 ■ A Away
 N Neutral

Average RPI Win: 189	WON-LOST	WINNING	LAST 10	STRENGTH OF	OPP. STRENGTH	TEAM	ADJ.	CONF.	ADJ CONF.
Average RPI Loss: 49	RECORD	PCT. RANK	GAMES	SCHEDULE	OF SCHEDULE	RPI	RPI	RPI	RPI
DIV. I ONLY	21- 7	40	6-4	146	93	50	50	8	8
DIV. I NON-CONF.	8- 2	51	0	280	167	94	94	7	7
TOTALS	RPI 1-25	RPI 26-50	W-L RECORDS	RPI 51-100	RPI 101-150	RPI 150+			
21- 7	1- 3	0- 1	OVERALL	3- 2	4- 1	13- 0			
11- 1	1- 1	0- 0	HOME	2- 0	2- 0	6- 0			
7- 5	0- 2	0- 1	AWAY	1- 1	1- 1	5- 0			
3- 1	0- 0	0- 0	NEUTRAL	0- 1	1- 0	2- 0			
8- 2	0- 0	0- 1	NON-CONFERENCE	0- 1	1- 0	7- 0			
3- 0	0- 0	0- 0	HOME	0- 0	0- 0	3- 0			
2- 1	0- 0	0- 1	AWAY	0- 0	0- 0	2- 0			
3- 1	0- 0	0- 0	NEUTRAL	0- 1	1- 0	2- 0			
13- 5	1- 3	0- 0	CONFERENCE	3- 1	3- 1	6- 0			
8- 1	1- 1	0- 0	HOME	2- 0	2- 0	3- 0			
5- 4	0- 2	0- 0	AWAY	1- 1	1- 1	3- 0			
0- 0	0- 0	0- 0	NEUTRAL	0- 0	0- 0	0- 0			

RPI 1-25				RPI 26-50				Team's RPI: 50				RPI 51-100				RPI 101+			
RPI	S	Opponent	Score	RPI	S	Opponent	Score	RPI	S	Opponent	Score	RPI	S	Opponent	Score	RPI	S	Opponent	Score
8	A	Missouri St.	56 90	34	A	Michigan	57 77	66	A	UNI	57 64	105	A	Southern Ill.	50 64				
8	H	Missouri St.	66 69					66	H	UNI	61 47	105	H	Southern Ill.	61 57				
25	A	Drake	72 85					74	A	Illinois St.	66 62	125	N	Richmond	61 57				
25	H	Drake	77 76					74	H	Illinois St.	76 61	133	A	Valparaiso	75 61				
								97	N	Liberty	63 75	133	H	Valparaiso	90 69				
												155	A	Loyola Chicago	60 47				
												155	H	Loyola Chicago	71 50				
												157	H	Jackson St.	78 69				
												216	A	Western Ill.	84 49				
												231	H	Miami (OH)	79 68				
												252	N	George Mason	61 59				
												257	H	North Dakota St.	70 64				
												273	A	Indiana St.	68 59				
												273	H	Indiana St.	91 75				
												290	A	Oakland	74 58				
												315	N	Eastern Wash.	66 46				
												330	A	Evansville	71 53				
												330	H	Evansville	82 51				
LAST 10 Division I																			
330	A	Evansville	71 53	25	A	Drake	72 85												
273	A	Indiana St.	68 59	155	H	Loyola Chicago	71 50												
8	H	Missouri St.	66 69	133	H	Valparaiso	90 69												
105	H	Southern Ill.	61 57	74	A	Illinois St.	66 62												
66	A	UNI	57 64	105	A	Southern Ill.	50 64												

Average RPI Win: 248	WON-LOST	WINNING	LAST 10	STRENGTH OF	OPP. STRENGTH	TEAM	ADJ.	CONF.	ADJ CONF.
Average RPI Loss: 126	RECORD	PCT. RANK	GAMES	SCHEDULE	OF SCHEDULE	RPI	RPI	RPI	RPI
DIV. I ONLY	8- 19	292	2-8	111	173	224	224	7	7
DIV. I NON-CONF.	6- 7	182	0	269	339	222	222	8	8
TOTALS	RPI 1-25	RPI 26-50	W-L RECORDS	RPI 51-100	RPI 101-150	RPI 150+			
8- 19	0- 2	0- 0	OVERALL	0- 5	0- 6	8- 6			
2- 9	0- 1	0- 0	HOME	0- 2	0- 3	2- 3			
6- 9	0- 1	0- 0	AWAY	0- 3	0- 3	6- 2			
0- 1	0- 0	0- 0	NEUTRAL	0- 0	0- 0	0- 1			
6- 7	0- 0	0- 0	NON-CONFERENCE	0- 1	0- 2	6- 4			
1- 3	0- 0	0- 0	HOME	0- 0	0- 1	1- 2			
5- 3	0- 0	0- 0	AWAY	0- 1	0- 1	5- 1			
0- 1	0- 0	0- 0	NEUTRAL	0- 0	0- 0	0- 1			
2- 12	0- 2	0- 0	CONFERENCE	0- 4	0- 4	2- 2			
1- 6	0- 1	0- 0	HOME	0- 2	0- 2	1- 1			
1- 6	0- 1	0- 0	AWAY	0- 2	0- 2	1- 1			
0- 0	0- 0	0- 0	NEUTRAL	0- 0	0- 0	0- 0			

RPI	S	Opponent	Score	RPI	S	Opponent	Score	RPI	S	Opponent	Score	RPI	S	Opponent	Score	Team's RPI: 224
9	A	Princeton	39 81					52	A	Yale	72 79	118	A	Columbia	60 74	
9	H	Princeton	48 85					52	H	Yale	40 73	118	H	Columbia	66 76	
								56	A	Penn	60 74	121	A	Harvard	53 68	
								56	H	Penn	73 85	121	H	Harvard	59 63	
								69	A	South Fla.	60 70	122	H	Holy Cross	71 83	
												149	A	Massachusetts	42 95	
												161	H	Maine	76 70	
												167	A	Dartmouth	83 71	
												167	H	Dartmouth	58 72	
												177	H	Merrimack	57 72	
												191	A	Cornell	63 74	
												191	H	Cornell	77 73	
												210	N	Rhode Island	44 89	
												221	A	Fairfield	58 44	
												265	A	New Hampshire	76 68	
												277	A	Longwood	76 86	
												310	A	FIU	72 57	
												324	A	Bryant	56 50	
												324	H	Bryant	44 45	
												346	A	Central Conn. St.	83 73	
LAST 10 Division I																
167	H	Dartmouth	58 72	118	H	Columbia	66 76									
121	H	Harvard	59 63	9	H	Princeton	48 85									
56	A	Penn	60 74	56	H	Penn	73 85									
9	A	Princeton	39 81	121	A	Harvard	53 68									
191	H	Cornell	77 73	167	A	Dartmouth	83 71									

Non-Div I Games:

Brown

■ Loss,
 ■ Non-Conf,
 ■ S Site,
 ■ H Home
 ■ A Away
 N Neutral

Average RPI Win:	295	WON-LOST	WINNING	LAST 10	STRENGTH OF	OPP. STRENGTH	TEAM	ADJ.	CONF.	ADJ CONF.
Average RPI Loss:	227	RECORD	PCT. RANK	GAMES	SCHEDULE	OF SCHEDULE	RPI	RPI	RPI	RPI
DIV. I ONLY	10- 20	273	5-5	349	324	324	324	30	30	
DIV. I NON-CONF.	2- 9	304	0	334	212	338	338	30	30	
TOTALS	RPI 1-25	RPI 26-50	W-L RECORDS	RPI 51-100	RPI 101-150	RPI 150+				
10- 20	0- 0	0- 0	OVERALL	0- 1	0- 2	10- 17				
5- 9	0- 0	0- 0	HOME	0- 0	0- 0	5- 9				
5- 11	0- 0	0- 0	AWAY	0- 1	0- 2	5- 8				
0- 0	0- 0	0- 0	NEUTRAL	0- 0	0- 0	0- 0				
2- 9	0- 0	0- 0	NON-CONFERENCE	0- 1	0- 1	2- 7				
1- 4	0- 0	0- 0	HOME	0- 0	0- 0	1- 4				
1- 5	0- 0	0- 0	AWAY	0- 1	0- 1	1- 3				
0- 0	0- 0	0- 0	NEUTRAL	0- 0	0- 0	0- 0				
8- 11	0- 0	0- 0	CONFERENCE	0- 0	0- 1	8- 10				
4- 5	0- 0	0- 0	HOME	0- 0	0- 0	4- 5				
4- 6	0- 0	0- 0	AWAY	0- 0	0- 1	4- 5				
0- 0	0- 0	0- 0	NEUTRAL	0- 0	0- 0	0- 0				

RPI S	Opponent	Score	RPI S	Opponent	Score	RPI S	Opponent	Score	RPI S	Opponent	Score	Team's RPI: 324
						91 A	Minnesota	56 101	110 A	Robert Morris	39 69	
									122 A	Holy Cross	75 87	
									154 A	Mt. St. Mary's	72 67	
									154 H	Mt. St. Mary's	70 76	
									177 A	Merrimack	66 78	
									177 H	Merrimack	53 61	
									187 H	Providence	32 76	
									202 A	Illinois	55 69	
									213 H	UMass Lowell	35 55	
									224 A	Brown	45 44	
									224 H	Brown	50 56	
									265 H	New Hampshire	56 68	
									269 A	Army West Point	75 81	
									274 A	Saint Francis (PA)	58 64	
									274 H	Saint Francis (PA)	60 63	
									286 A	Sacred Heart	48 52	
									286 H	Sacred Heart	49 60	
									303 A	Wagner	65 53	
									303 H	Wagner	45 58	
									304 A	Fairleigh Dickinson	43 57	
									304 A	Fairleigh Dickinson	57 45	
									304 H	Fairleigh Dickinson	55 47	
									308 A	Vermont	66 71	
									314 H	Albany (NY)	68 55	
									319 A	St. Francis Brooklyn	77 80	
									319 H	St. Francis Brooklyn	78 59	
LAST 10 Division I												
			304 A	Fairleigh Dickinson	43 57		319 A	St. Francis Brooklyn	77 80			
			303 A	Wagner	65 53		177 H	Merrimack	53 61			
			286 H	Sacred Heart	49 60		346 A	Central Conn. St.	62 51			
			304 H	Fairleigh Dickinson	55 47		319 H	St. Francis Brooklyn	78 59			
			286 A	Sacred Heart	48 52		346 H	Central Conn. St.	59 47			

Non-Div I Games:

Bryant

■ Loss,
 ■ Non-Conf, S Site,
 ■ Home
 ■ Away
 N Neutral

B
r
y
a
n
t

RPI S Opponent Score

Through Games Of March 12, 2020

RPI	S	Opponent	Score	
332	H	LIU Brooklyn	57	53
346	A	Central Conn. St.	62	51
346	H	Central Conn. St.	59	47

B
r
y
a
n
t

Bryant

Backcourt				Through Games Of March 11, 1918						
Average RPI Win:	199	WON-LOST	WINNING	LAST 10	STRENGTH OF	OPP. STRENGTH	TEAM	ADJ.	CONF.	ADJ CONF.
Average RPI Loss:	142	RECORD	PCT. RANK	GAMES	SCHEDULE	OF SCHEDULE	RPI	RPI	RPI	RPI
DIV. I ONLY	24- 6	24	9-0	182	166	49	49	16	16	
DIV. I NON-CONF.	7- 4	100	0	155	173	98	98	15	15	
TOTALS	RPI 1-25	RPI 26-50		W-L RECORDS		RPI 51-100	RPI 101-150	RPI 150+		
24- 6	0- 0	1- 0		OVERALL		1- 2	7- 2	15- 2		
13- 1	0- 0	1- 0		HOME		0- 0	4- 1	8- 0		
9- 5	0- 0	0- 0		AWAY		0- 2	3- 1	6- 2		
2- 0	0- 0	0- 0		NEUTRAL		1- 0	0- 0	1- 0		
7- 4	0- 0	1- 0		NON-CONFERENCE		1- 2	0- 1	5- 1		
3- 1	0- 0	1- 0		HOME		0- 0	0- 1	2- 0		
2- 3	0- 0	0- 0		AWAY		0- 2	0- 0	2- 1		
2- 0	0- 0	0- 0		NEUTRAL		1- 0	0- 0	1- 0		
17- 2	0- 0	0- 0		CONFERENCE		0- 0	7- 1	10- 1		
10- 0	0- 0	0- 0		HOME		0- 0	4- 0	6- 0		
7- 2	0- 0	0- 0		AWAY		0- 0	3- 1	4- 1		
0- 0	0- 0	0- 0		NEUTRAL		0- 0	0- 0	0- 0		

[illegible]

Non-Div I Games:

Bucknell

Loss, Non-Conf, S Site, H Home A Away N Neutral

Buffalo

Through Games Of March 12, 2020

Average RPI Win:	192	WON-LOST	WINNING	LAST 10	STRENGTH OF	OPP. STRENGTH	TEAM	ADJ.	CONF.	ADJ CONF.
Average RPI Loss:	109	RECORD	PCT. RANK	GAMES	SCHEDULE	OF SCHEDULE	RPI	RPI	RPI	RPI
DIV. I ONLY	19- 12	111	6-4	149	121	117	117	10	10	
DIV. I NON-CONF.	9- 2	37	0	197	162	53	53	10	10	
TOTALS	RPI 1-25	RPI 26-50	W-L RECORDS	RPI 51-100	RPI 101-150	RPI 150+				
19- 12	0- 2	2- 0	OVERALL	3- 4	1- 3	13- 3				
10- 5	0- 1	1- 0	HOME	1- 2	1- 1	7- 1				
7- 6	0- 1	0- 0	AWAY	2- 1	0- 2	5- 2				
2- 1	0- 0	1- 0	NEUTRAL	0- 1	0- 0	1- 0				
9- 2	0- 1	2- 0	NON-CONFERENCE	0- 0	1- 1	6- 0				
5- 0	0- 0	1- 0	HOME	0- 0	1- 0	3- 0				
2- 2	0- 1	0- 0	AWAY	0- 0	0- 1	2- 0				
2- 0	0- 0	1- 0	NEUTRAL	0- 0	0- 0	1- 0				
10- 10	0- 1	0- 0	CONFERENCE	3- 4	0- 2	7- 3				
5- 5	0- 1	0- 0	HOME	1- 2	0- 1	4- 1				
5- 4	0- 0	0- 0	AWAY	2- 1	0- 1	3- 2				
0- 1	0- 0	0- 0	NEUTRAL	0- 1	0- 0	0- 0				

RPI 1-25				RPI 26-50				RPI 51-100				RPI 101+ Team's RPI: 117			
RPI	S	Opponent	Score	RPI	S	Opponent	Score	RPI	S	Opponent	Score	RPI	S	Opponent	Score
6	A	Stanford	69 88	39	N	Drexel	63 59	76	A	Ball St.	65 69	118	H	Columbia	82 75
22	H	Central Mich.	93 98	42	H	Dayton	67 59	76	H	Ball St.	58 69	146	A	San Jose St.	88 95
								80	A	Ohio	63 62	148	A	Toledo	59 71
								80	H	Ohio	65 76	148	H	Toledo	62 78
								96	A	Kent St.	57 44	151	A	Western Mich.	62 74
								96	H	Kent St.	72 58	160	H	Eastern Mich.	66 63
								96	N	Kent St.	66 72	167	H	Dartmouth	73 49
												180	A	Northern Ill.	63 64
												183	A	Akron	76 61
												183	H	Akron	63 69
												203	N	American	73 55
												231	A	Miami (OH)	86 72
												231	H	Miami (OH)	88 72
												231	H	Miami (OH)	87 72
												253	A	Bowling Green	62 56
												253	H	Bowling Green	65 59
												283	A	Niagara	81 67
												300	A	St. Bonaventure	46 36
												340	H	Canisius	71 55
												346	H	Central Conn. St.	61 56
LAST 10 Division I															
				96	N	Kent St.	66 72	231	H	Miami (OH)	88 72				
				231	H	Miami (OH)	87 72	253	A	Bowling Green	62 56				
				96	H	Kent St.	72 58	183	H	Akron	63 69				
				183	A	Akron	76 61	76	H	Ball St.	58 69				
				80	A	Ohio	63 62	151	A	Western Mich.	62 74				

Non-Div I Games:

Buffalo

■ Loss,
 ■ Non-Conf, S Site,
 ■ Home
 ■ Away
 N Neutral

Average RPI Win: 184	WON-LOST	WINNING	LAST 10	STRENGTH OF	OPP. STRENGTH	TEAM	ADJ.	CONF.	ADJ CONF.
Average RPI Loss: 47	RECORD	PCT. RANK	GAMES	SCHEDULE	OF SCHEDULE	RPI	RPI	RPI	RPI
DIV. I ONLY	19- 11	86	5-5	123	73	101	101	6	6
DIV. I NON-CONF.	8- 3	68	0	199	142	118	118	6	6
TOTALS	RPI 1-25	RPI 26-50	W-L RECORDS	RPI 51-100	RPI 101-150	RPI 150+			
19- 11	1- 4	0- 0	OVERALL	6- 7	0- 0	12- 0			
13- 4	1- 2	0- 0	HOME	3- 2	0- 0	9- 0			
5- 5	0- 2	0- 0	AWAY	2- 3	0- 0	3- 0			
1- 2	0- 0	0- 0	NEUTRAL	1- 2	0- 0	0- 0			
8- 3	0- 1	0- 0	NON-CONFERENCE	2- 2	0- 0	6- 0			
7- 1	0- 1	0- 0	HOME	1- 0	0- 0	6- 0			
0- 1	0- 0	0- 0	AWAY	0- 1	0- 0	0- 0			
1- 1	0- 0	0- 0	NEUTRAL	1- 1	0- 0	0- 0			
11- 8	1- 3	0- 0	CONFERENCE	4- 5	0- 0	6- 0			
6- 3	1- 1	0- 0	HOME	2- 2	0- 0	3- 0			
5- 4	0- 2	0- 0	AWAY	2- 2	0- 0	3- 0			
0- 1	0- 0	0- 0	NEUTRAL	0- 1	0- 0	0- 0			

RPI	S	Opponent	Score	RPI	S	Opponent	Score	RPI	S	Opponent	Score	RPI	S	Opponent	Score	Team's RPI: 101
14	H	Indiana	53 64					51	A	Creighton	73 67	175	H	High Point	74 52	
18	A	DePaul	60 89					51	H	Creighton	76 61	183	H	Akron	76 55	
18	H	DePaul	65 80					58	A	St. John's (NY)	80 85	187	A	Providence	50 47	
23	A	Marquette	54 76					58	H	St. John's (NY)	42 67	187	H	Providence	51 42	
23	H	Marquette	61 55					59	H	IUPUI	64 61	256	A	Georgetown	47 46	
								63	A	Seton Hall	53 66	256	H	Georgetown	60 42	
								63	H	Seton Hall	62 67	270	A	Xavier	78 70	
								63	N	Seton Hall	57 83	270	H	Xavier	63 61	
								68	N	Georgia	36 69	296	H	Eastern Ky.	73 41	
								76	A	Ball St.	70 74	303	H	Wagner	74 58	
								80	N	Ohio	60 55	333	H	Detroit Mercy	82 60	
								84	A	Villanova	58 41	339	H	Purdue Fort Wayne	85 58	
								84	H	Villanova	63 61					
LAST 10 Division I																
63	N	Seton Hall	57 83	23	A	Marquette	54 76									
63	A	Seton Hall	53 66	18	A	DePaul	60 89									
58	A	St. John's (NY)	80 85	84	H	Villanova	63 61									
187	H	Providence	51 42	256	H	Georgetown	60 42									
51	H	Creighton	76 61	270	H	Xavier	63 61									

Non-Div I Games:

Butler

■ Loss,
■ Non-Conf,
■ S Site,
■ H Home
■ A Away
N Neutral

CSU Bakersfield

Through Games Of March 12, 2020

Average RPI Win:	252	WON-LOST	WINNING	LAST 10	STRENGTH OF	OPP. STRENGTH	TEAM	ADJ.	CONF.	ADJ CONF.
Average RPI Loss:	232	RECORD	PCT. RANK	GAMES	SCHEDULE	OF SCHEDULE	RPI	RPI	RPI	RPI
DIV. I ONLY	13- 13	174	3-6	293	321	238	238	31	31	
DIV. I NON-CONF.	5- 5	164	0	115	168	139	139	32	32	
TOTALS	RPI 1-25	RPI 26-50	W-L RECORDS	RPI 51-100	RPI 101-150	RPI 150+				
13- 13	0- 2	0- 0	OVERALL	0- 0	2- 1	11- 10				
9- 4	0- 0	0- 0	HOME	0- 0	2- 0	7- 4				
4- 9	0- 2	0- 0	AWAY	0- 0	0- 1	4- 6				
0- 0	0- 0	0- 0	NEUTRAL	0- 0	0- 0	0- 0				
5- 5	0- 2	0- 0	NON-CONFERENCE	0- 0	2- 1	3- 2				
5- 0	0- 0	0- 0	HOME	0- 0	2- 0	3- 0				
0- 5	0- 2	0- 0	AWAY	0- 0	0- 1	0- 2				
0- 0	0- 0	0- 0	NEUTRAL	0- 0	0- 0	0- 0				
8- 8	0- 0	0- 0	CONFERENCE	0- 0	0- 0	8- 8				
4- 4	0- 0	0- 0	HOME	0- 0	0- 0	4- 4				
4- 4	0- 0	0- 0	AWAY	0- 0	0- 0	4- 4				
0- 0	0- 0	0- 0	NEUTRAL	0- 0	0- 0	0- 0				

RPI 1-25				RPI 26-50				RPI 51-100				RPI 101+ Team's RPI: 238			
RPI	S	Opponent	Score	RPI	S	Opponent	Score	RPI	S	Opponent	Score	RPI	S	Opponent	Score
12	A	Gonzaga	48 92									134	H	Pacific	80 70
20	A	Oregon St.	50 69									140	A	Washington	49 80
												146	H	San Jose St.	75 71
												171	A	Wright St.	60 65
												204	A	UMKC	43 58
												204	H	UMKC	70 60
												235	H	North Texas	61 52
												245	H	UC Santa Barbara	66 62
												246	A	Grand Canyon	59 54
												246	H	Grand Canyon	49 41
												278	H	N.C. Central	80 71
												285	A	California Baptist	66 61
												285	H	California Baptist	53 55
												297	A	Seattle U	57 63
												297	H	Seattle U	55 43
												302	A	Utah Valley	55 53
												302	H	Utah Valley	56 63
												305	A	UTRGV	65 74
												305	H	UTRGV	52 66
												311	A	New Mexico St.	62 67
												311	H	New Mexico St.	60 59
												312	A	UC Riverside	52 53
												349	A	Chicago St.	58 51
												349	H	Chicago St.	58 60
LAST 10 Division I															
246	H	Grand Canyon	49 41	204	A	UMKC	43 58								
311	A	New Mexico St.	62 67	349	A	Chicago St.	58 51								
305	A	UTRGV	65 74	285	H	California Baptist	53 55								
297	H	Seattle U	55 43	305	H	UTRGV	52 66								
302	H	Utah Valley	56 63	311	H	New Mexico St.	60 59								

Non-Div I Games: Westcliff 100 44 Fresno Pacific 95 64 Cal St. Dom. Hills 83 74

CSU Bakersfield

Loss, Non-Conf, S Site, H Home A Away N Neutral

Average RPI Win: 247	WON-LOST	WINNING	LAST 10	STRENGTH OF	OPP. STRENGTH	TEAM	ADJ.	CONF.	ADJ CONF.
Average RPI Loss: 197	RECORD	PCT. RANK	GAMES	SCHEDULE	OF SCHEDULE	RPI	RPI	RPI	RPI
DIV. I ONLY	11- 19	256	3-7	295	219	281	281	28	28
DIV. I NON-CONF.	4- 9	250	0	265	48	269	269	26	26
TOTALS	RPI 1-25	RPI 26-50	W-L RECORDS	RPI 51-100	RPI 101-150	RPI 150+			
11- 19	0- 1	0- 0	OVERALL	0- 2	1- 2	10- 14			
5- 8	0- 1	0- 0	HOME	0- 2	1- 0	4- 5			
5- 9	0- 0	0- 0	AWAY	0- 0	0- 2	5- 7			
1- 2	0- 0	0- 0	NEUTRAL	0- 0	0- 0	1- 2			
4- 9	0- 1	0- 0	NON-CONFERENCE	0- 2	1- 2	3- 4			
1- 4	0- 1	0- 0	HOME	0- 2	1- 0	0- 1			
2- 4	0- 0	0- 0	AWAY	0- 0	0- 2	2- 2			
1- 1	0- 0	0- 0	NEUTRAL	0- 0	0- 0	1- 1			
7- 10	0- 0	0- 0	CONFERENCE	0- 0	0- 0	7- 10			
4- 4	0- 0	0- 0	HOME	0- 0	0- 0	4- 4			
3- 5	0- 0	0- 0	AWAY	0- 0	0- 0	3- 5			
0- 1	0- 0	0- 0	NEUTRAL	0- 0	0- 0	0- 1			

RPI 1-25				RPI 26-50				RPI 51-100				RPI 101+ Team's RPI: 281			
RPI	S	Opponent	Score	RPI	S	Opponent	Score	RPI	S	Opponent	Score	RPI	S	Opponent	Score
13	H	UCLA	44 58					75	H	Virginia	47 72	103	H	Portland	73 64
								81	H	Southern California	53 69	109	A	Washington St.	61 71
												111	A	San Diego	40 59
												159	A	UC Davis	39 61
												159	H	UC Davis	58 71
												193	H	Santa Clara	55 76
												199	A	Hawaii	66 70
												199	H	Hawaii	58 54
												215	A	San Francisco	61 79
												233	N	SMU	58 68
												234	A	Cal St. Fullerton	57 50
												234	H	Cal St. Fullerton	63 57
												234	N	Cal St. Fullerton	52 67
												244	A	San Diego St.	74 69
												245	A	UC Santa Barbara	60 65
												245	H	UC Santa Barbara	55 65
												266	A	UC Irvine	56 51
												266	H	UC Irvine	70 62
												273	N	Indiana St.	67 59
												284	A	Long Beach St.	52 60
												284	H	Long Beach St.	66 54
												285	A	California Baptist	56 64
												294	A	Cal Poly	43 53
												294	H	Cal Poly	41 52
												298	A	LMU (CA)	56 54
												312	A	UC Riverside	74 49
LAST 10 Division I															
				234	N	Cal St. Fullerton	52 67					234	A	Cal St. Fullerton	57 50
				312	A	UC Riverside	74 49					245	A	UC Santa Barbara	60 65
				159	H	UC Davis	58 71					245	H	UC Santa Barbara	55 65
				294	A	Cal Poly	43 53					199	A	Hawaii	66 70
				284	H	Long Beach St.	66 54					312	H	UC Riverside	62 67

Non-Div I Games: Hope Int'l 77 54

CSUN

■ Loss,
 ■ Non-Conf,
 ■ S Site,
 ■ Home
 ■ Away
 N Neutral

RPI S Opponent Score

RPI	S	Opponent	Score
312	H	UC Riverside	62 67

C
S
U
N

C
S
U
N

CSUN

Average RPI Loss: 197

Average RPI Win:	284	WON-LOST	WINNING	LAST 10	STRENGTH OF	OPP. STRENGTH	TEAM	ADJ.	CONF.	ADJ CONF.
Average RPI Loss:	197	RECORD	PCT. RANK	GAMES	SCHEDULE	OF SCHEDULE	RPI	RPI	RPI	RPI
DIV. I ONLY	10- 18	263	6-4	280	290	294	294	28	28	
DIV. I NON-CONF.	2- 8	295	0	207	213	311	311	26	26	
<hr/>										
TOTALS	RPI 1-25	RPI 26-50	W-L RECORDS	RPI 51-100	RPI 101-150	RPI 150+				
10- 18	0- 0	0- 2	OVERALL	0- 1	0- 0	10- 15				
6- 7	0- 0	0- 1	HOME	0- 1	0- 0	6- 5				
3- 11	0- 0	0- 1	AWAY	0- 0	0- 0	3- 10				
1- 0	0- 0	0- 0	NEUTRAL	0- 0	0- 0	1- 0				
<hr/>										
2- 8	0- 0	0- 2	NON-CONFERENCE	0- 1	0- 0	2- 5				
2- 3	0- 0	0- 1	HOME	0- 1	0- 0	2- 1				
0- 5	0- 0	0- 1	AWAY	0- 0	0- 0	0- 4				
0- 0	0- 0	0- 0	NEUTRAL	0- 0	0- 0	0- 0				
<hr/>										
8- 10	0- 0	0- 0	CONFERENCE	0- 0	0- 0	8- 10				
4- 4	0- 0	0- 0	HOME	0- 0	0- 0	4- 4				
3- 6	0- 0	0- 0	AWAY	0- 0	0- 0	3- 6				
1- 0	0- 0	0- 0	NEUTRAL	0- 0	0- 0	1- 0				

[illegible]

Non-Div I Games:	Holy Names	100	35
------------------	------------	-----	----

Cal Poly

Loss, Non-Conf, S Site, H Home A Away N Neutral

Average RPI Win:	258	WON-LOST	WINNING	LAST 10	STRENGTH OF	OPP. STRENGTH	TEAM	ADJ.	CONF.	ADJ CONF.
Average RPI Loss:	227	RECORD	PCT. RANK	GAMES	SCHEDULE	OF SCHEDULE	RPI	RPI	RPI	RPI
DIV. I ONLY	17- 14	146	5-5	330	295	234	234	28	28	
DIV. I NON-CONF.	8- 5	117	0	293	294	181	181	26	26	
TOTALS	RPI 1-25	RPI 26-50	W-L RECORDS	RPI 51-100	RPI 101-150	RPI 150+				
17- 14	0- 0	0- 0	OVERALL	0- 0	1- 0	16- 14				
8- 6	0- 0	0- 0	HOME	0- 0	0- 0	8- 6				
8- 7	0- 0	0- 0	AWAY	0- 0	1- 0	7- 7				
1- 1	0- 0	0- 0	NEUTRAL	0- 0	0- 0	1- 1				
8- 5	0- 0	0- 0	NON-CONFERENCE	0- 0	1- 0	7- 5				
4- 2	0- 0	0- 0	HOME	0- 0	0- 0	4- 2				
4- 3	0- 0	0- 0	AWAY	0- 0	1- 0	3- 3				
0- 0	0- 0	0- 0	NEUTRAL	0- 0	0- 0	0- 0				
9- 9	0- 0	0- 0	CONFERENCE	0- 0	0- 0	9- 9				
4- 4	0- 0	0- 0	HOME	0- 0	0- 0	4- 4				
4- 4	0- 0	0- 0	AWAY	0- 0	0- 0	4- 4				
1- 1	0- 0	0- 0	NEUTRAL	0- 0	0- 0	1- 1				

[illegible]

Non-Div I Games:

Cal St. Fullerton

Loss, Non-Conf, S Site, H Home A Away N Neutral

RPI	S	Opponent	Score	
294	H	Cal Poly	65	64
297	H	Seattle U	81	63
298	A	LMU (CA)	79	74
312	A	UC Riverside	68	45
312	H	UC Riverside	71	61

Cal St. Fullerton

ton

C

a

l

s

t

.

F

u

l

l

e

r

t

o

n

C

a

l

s

t

.

F

u

l

l

e

r

t

o

n

California

Through Games Of March 12, 2020

Average RPI Win:	169	WON-LOST	WINNING	LAST 10	STRENGTH OF	OPP. STRENGTH	TEAM	ADJ.	CONF.	ADJ CONF.
Average RPI Loss:	54	RECORD	PCT. RANK	GAMES	SCHEDULE	OF SCHEDULE	RPI	RPI	RPI	RPI
DIV. I ONLY	12- 19	240	3-7	21	20	124	124	1	1	
DIV. I NON-CONF.	8- 3	68	0	85	175	62	62	2	2	
TOTALS	RPI 1-25	RPI 26-50	W-L RECORDS	RPI 51-100	RPI 101-150	RPI 150+				
12- 19	0- 9	3- 2	OVERALL	0- 3	3- 5	6- 0				
7- 10	0- 5	1- 0	HOME	0- 2	1- 3	5- 0				
4- 8	0- 4	1- 1	AWAY	0- 1	2- 2	1- 0				
1- 1	0- 0	1- 1	NEUTRAL	0- 0	0- 0	0- 0				
8- 3	0- 2	1- 0	NON-CONFERENCE	0- 0	1- 1	6- 0				
7- 1	0- 1	1- 0	HOME	0- 0	1- 0	5- 0				
1- 2	0- 1	0- 0	AWAY	0- 0	0- 1	1- 0				
0- 0	0- 0	0- 0	NEUTRAL	0- 0	0- 0	0- 0				
4- 16	0- 7	2- 2	CONFERENCE	0- 3	2- 4	0- 0				
0- 9	0- 4	0- 0	HOME	0- 2	0- 3	0- 0				
3- 6	0- 3	1- 1	AWAY	0- 1	2- 1	0- 0				
1- 1	0- 0	1- 1	NEUTRAL	0- 0	0- 0	0- 0				

RPI S Opponent Score	RPI S Opponent Score	RPI S Opponent Score	RPI S Opponent Score
2 A Oregon 55 105	28 A Arizona 55 54	81 H Southern California 67 75	106 A Utah 88 74
2 H Oregon 61 93	28 N Arizona 73 86	95 A Colorado 57 64	106 H Utah 62 71
4 A UConn 61 72	30 H Arkansas 84 80	95 H Colorado 50 62	109 A Washington St. 66 92
6 A Stanford 40 73	40 A Arizona St. 54 77		109 H Washington St. 75 96
6 H Stanford 65 79	40 N Arizona St. 71 67		121 A Harvard 53 56
13 H UCLA 70 74			129 H Boston U. 73 62
20 A Oregon St. 44 81			140 A Washington 81 74
20 H Oregon St. 63 76			140 H Washington 64 67
24 H Kentucky 61 63			193 H Santa Clara 69 65
			244 A San Diego St. 74 48
			246 H Grand Canyon 72 53
			278 H N.C. Central 90 69
			284 H Long Beach St. 68 45
			312 H UC Riverside 84 61
LAST 10 Division I			
28 N Arizona 73 86	2 H Oregon 61 93		
40 N Arizona St. 71 67	106 A Utah 88 74		
28 A Arizona 55 54	95 A Colorado 57 64		
40 A Arizona St. 54 77	13 H UCLA 70 74		
20 H Oregon St. 63 76	81 H Southern California 67 75		

Non-Div I Games:

California

Loss, Non-Conf, S Site, H Home A Away N Neutral

Average RPI Win: 271		WON-LOST	WINNING	LAST 10	STRENGTH OF	OPP. STRENGTH	TEAM	ADJ.	CONF.	ADJ CONF.
Average RPI Loss: 241		RECORD	PCT. RANK	GAMES	SCHEDULE	OF SCHEDULE	RPI	RPI	RPI	RPI
DIV. I ONLY		13- 15	194	6-4	328	338	285	285	31	31
DIV. I NON-CONF.		6- 6	164	0	231	312	234	234	32	32
TOTALS	RPI 1-25	RPI 26-50		W-L RECORDS	RPI 51-100		RPI 101-150		RPI 150+	
13- 15	0- 1	0- 0		OVERALL	0- 0		0- 0		13- 14	
9- 5	0- 0	0- 0		HOME	0- 0		0- 0		9- 5	
4- 7	0- 0	0- 0		AWAY	0- 0		0- 0		4- 7	
0- 3	0- 1	0- 0		NEUTRAL	0- 0		0- 0		0- 2	
6- 6	0- 1	0- 0		NON-CONFERENCE	0- 0		0- 0		6- 5	
5- 1	0- 0	0- 0		HOME	0- 0		0- 0		5- 1	
1- 2	0- 0	0- 0		AWAY	0- 0		0- 0		1- 2	
0- 3	0- 1	0- 0		NEUTRAL	0- 0		0- 0		0- 2	
7- 9	0- 0	0- 0		CONFERENCE	0- 0		0- 0		7- 9	
4- 4	0- 0	0- 0		HOME	0- 0		0- 0		4- 4	
3- 5	0- 0	0- 0		AWAY	0- 0		0- 0		3- 5	
0- 0	0- 0	0- 0		NEUTRAL	0- 0		0- 0		0- 0	

[illegible]

Non-Div I Games:	Ottawa (AZ)	103	75	Westcliff	108	43	LIFE Pacific	93	48
------------------	-------------	-----	----	-----------	-----	----	--------------	----	----

California Baptist

Loss, Non-Conf, S Site, H Home A Away N Neutral

RPI S Opponent

RPI	S	Opponent	Score
349	H	Chicago St.	103 68

California Baptist
t
i
s
t

C
a
l
i
f
o
r
n
i
a
B
a
p
t
i
s
t

C
a
l
i
f
o
r
n
i
a
B
a
p
t
i
s
t

Average RPI Win:	254	WON-LOST	WINNING	LAST 10	STRENGTH OF	OPP. STRENGTH	TEAM	ADJ.	CONF.	ADJ CONF.
Average RPI Loss:	185	RECORD	PCT. RANK	GAMES	SCHEDULE	OF SCHEDULE	RPI	RPI	RPI	RPI
DIV. I ONLY	19- 8	58	6-3	282	317	128	128	25	25	
DIV. I NON-CONF.	3- 4	201	0	287	285	224	224	28	28	
TOTALS	RPI 1-25	RPI 26-50	W-L RECORDS	RPI 51-100	RPI 101-150	RPI 150+				
19- 8	0- 0	0- 1	OVERALL	0- 0	2- 2	17- 5				
10- 2	0- 0	0- 0	HOME	0- 0	1- 1	9- 1				
9- 6	0- 0	0- 1	AWAY	0- 0	1- 1	8- 4				
0- 0	0- 0	0- 0	NEUTRAL	0- 0	0- 0	0- 0				
3- 4	0- 0	0- 1	NON-CONFERENCE	0- 0	1- 1	2- 2				
2- 0	0- 0	0- 0	HOME	0- 0	1- 0	1- 0				
1- 4	0- 0	0- 1	AWAY	0- 0	0- 1	1- 2				
0- 0	0- 0	0- 0	NEUTRAL	0- 0	0- 0	0- 0				
16- 4	0- 0	0- 0	CONFERENCE	0- 0	1- 1	15- 3				
8- 2	0- 0	0- 0	HOME	0- 0	0- 1	8- 1				
8- 2	0- 0	0- 0	AWAY	0- 0	1- 0	7- 2				
0- 0	0- 0	0- 0	NEUTRAL	0- 0	0- 0	0- 0				

RPI S	Opponent	Score	RPI S	Opponent	Score	RPI S	Opponent	Score	RPI S	Opponent	Score	Team's RPI: 128
			33 A	Old Dominion	44 59				115 A	Wake Forest	46 74	
									137 A	Hampton	68 31	
									137 H	Hampton	40 49	
									141 H	UNC Greensboro	72 64	
									158 A	Gardner-Webb	69 77	
									158 H	Gardner-Webb	48 44	
									170 A	Radford	43 32	
									170 H	Radford	42 48	
									175 A	High Point	68 66	
									175 H	High Point	73 36	
									223 H	Kennesaw St.	63 51	
									260 A	UNC Asheville	52 60	
									260 H	UNC Asheville	59 52	
									277 A	Longwood	70 55	
									277 H	Longwood	81 76	
									278 A	N.C. Central	64 67	
									291 A	Winthrop	61 58	
									291 H	Winthrop	63 47	
									292 A	Presbyterian	53 47	
									292 H	Presbyterian	56 42	
									317 A	USC Upstate	80 72	
									317 H	USC Upstate	50 38	
									329 A	Hofstra	55 58	
									342 A	Western Caro.	61 40	
									343 A	Charleston So.	43 42	
									343 H	Charleston So.	61 36	
LAST 10 Division I												
			158 A	Gardner-Webb	69 77		291 A	Winthrop	61 58			
			137 H	Hampton	40 49		170 H	Radford	42 48			
			292 H	Presbyterian	56 42		175 A	High Point	68 66			
			343 A	Charleston So.	43 42		260 H	UNC Asheville	59 52			
			277 H	Longwood	81 76		317 A	USC Upstate	80 72			

Non-Div I Games: St. Andrews 122 56 Bluefield Col. 65 41

Campbell

Loss, Non-Conf, S Site, H Home A Away N Neutral

Average RPI Win:	274	WON-LOST	WINNING	LAST 10	STRENGTH OF	OPP. STRENGTH	TEAM	ADJ.	CONF.	ADJ CONF.
Average RPI Loss:	210	RECORD	PCT. RANK	GAMES	SCHEDULE	OF SCHEDULE	RPI	RPI	RPI	RPI
DIV. I ONLY	5- 25	324	3-7	303	269	340	340	24	24	
DIV. I NON-CONF.	1- 8	322	0	322	251	345	345	25	25	
TOTALS	RPI 1-25	RPI 26-50	W-L RECORDS	RPI 51-100	RPI 101-150	RPI 150+				
5- 25	0- 0	0- 0	OVERALL	0- 4	0- 3	5- 18				
4- 9	0- 0	0- 0	HOME	0- 2	0- 1	4- 6				
1- 14	0- 0	0- 0	AWAY	0- 2	0- 2	1- 10				
0- 2	0- 0	0- 0	NEUTRAL	0- 0	0- 0	0- 2				
1- 8	0- 0	0- 0	NON-CONFERENCE	0- 0	0- 3	1- 5				
1- 2	0- 0	0- 0	HOME	0- 0	0- 1	1- 1				
0- 5	0- 0	0- 0	AWAY	0- 0	0- 2	0- 3				
0- 1	0- 0	0- 0	NEUTRAL	0- 0	0- 0	0- 1				
4- 17	0- 0	0- 0	CONFERENCE	0- 4	0- 0	4- 13				
3- 7	0- 0	0- 0	HOME	0- 2	0- 0	3- 5				
1- 9	0- 0	0- 0	AWAY	0- 2	0- 0	1- 7				
0- 1	0- 0	0- 0	NEUTRAL	0- 0	0- 0	0- 1				

RPI S	Opponent	Score	RPI S	Opponent	Score	RPI S	Opponent	Score	RPI S	Opponent	Score	Team's RPI: 340
						54	A Marist	72 86	117	A Buffalo	55 71	
						54	H Marist	59 90	126	H Colgate	69 90	
						93	A Rider	48 87	148	A Toledo	65 83	
						93	H Rider	57 70	179	A Quinnipiac	71 74	
									179	H Quinnipiac	57 63	
									186	A Manhattan	50 68	
									186	H Manhattan	56 63	
									221	A Fairfield	70 72	
									221	H Fairfield	70 63	
									228	N Appalachian St.	57 74	
									229	A Stetson	52 68	
									259	A Youngstown St.	59 87	
									264	A Iona	72 78	
									264	H Iona	57 60	
									276	A Siena	43 72	
									276	H Siena	63 68	
									276	N Siena	48 58	
									282	A Monmouth	71 62	
									282	H Monmouth	54 53	
									283	A Niagara	62 81	
									283	H Niagara	78 56	
									300	H St. Bonaventure	84 82	
									308	A Vermont	53 76	
									314	H Albany (NY)	53 70	
									322	A Saint Peter's	58 67	
									322	H Saint Peter's	68 86	
LAST 10 Division I												
			276	N Siena	48 58		282	H Monmouth	54 53			
			179	H Quinnipiac	57 63		186	H Manhattan	56 63			
			93	A Rider	48 87		322	A Saint Peter's	58 67			
			264	A Iona	72 78		54	A Marist	72 86			
			283	H Niagara	78 56		221	H Fairfield	70 63			

Non-Div I Games:

Canisius

■ Loss,
 ■ Non-Conf,
 ■ S Site,
 ■ Home
 ■ A Away
 N Neutral

Central Ark.

Through Games Of March 12, 2020

Average RPI Win: 288	WON-LOST	WINNING	LAST 10	STRENGTH OF	OPP. STRENGTH	TEAM	ADJ.	CONF.	ADJ CONF.
Average RPI Loss: 138	RECORD	PCT. RANK	GAMES	SCHEDULE	OF SCHEDULE	RPI	RPI	RPI	RPI
DIV. I ONLY	10- 16	246	5-5	190	281	239	239	23	23
DIV. I NON-CONF.	1- 5	313	0	49	165	243	243	24	24
TOTALS	RPI 1-25	RPI 26-50	W-L RECORDS	RPI 51-100	RPI 101-150	RPI 150+			
10- 16	0- 1	0- 0	OVERALL	0- 6	0- 2	10- 7			
6- 5	0- 0	0- 0	HOME	0- 2	0- 1	6- 2			
4- 11	0- 1	0- 0	AWAY	0- 4	0- 1	4- 5			
0- 0	0- 0	0- 0	NEUTRAL	0- 0	0- 0	0- 0			
1- 5	0- 1	0- 0	NON-CONFERENCE	0- 1	0- 0	1- 3			
1- 0	0- 0	0- 0	HOME	0- 0	0- 0	1- 0			
0- 5	0- 1	0- 0	AWAY	0- 1	0- 0	0- 3			
0- 0	0- 0	0- 0	NEUTRAL	0- 0	0- 0	0- 0			
9- 11	0- 0	0- 0	CONFERENCE	0- 5	0- 2	9- 4			
5- 5	0- 0	0- 0	HOME	0- 2	0- 1	5- 2			
4- 6	0- 0	0- 0	AWAY	0- 3	0- 1	4- 2			
0- 0	0- 0	0- 0	NEUTRAL	0- 0	0- 0	0- 0			

RPI 1-25				RPI 26-50				RPI 51-100				RPI 101+ Team's RPI: 239			
RPI	S	Opponent	Score	RPI	S	Opponent	Score	RPI	S	Opponent	Score	RPI	S	Opponent	Score
21	A	Texas A&M	46 76					65	A	Tennessee	36 63	145	A	Sam Houston St.	58 73
								78	A	A&M-Corpus Christi	47 67	145	H	Sam Houston St.	54 72
								82	A	SFA	41 102	157	H	Jackson St.	57 54
								82	H	SFA	37 58	172	A	New Orleans	73 85
								85	A	Abilene Christian	71 93	172	H	New Orleans	37 49
								85	H	Abilene Christian	64 74	174	A	Tulane	38 65
												185	A	Northern Ky.	56 72
												206	A	Little Rock	48 63
												251	A	Southeastern La.	42 63
												251	H	Southeastern La.	54 47
												255	A	Nicholls St.	53 46
												255	H	Nicholls St.	58 67
												263	H	Lamar University	53 29
												267	A	Incarinate Word	47 37
												318	H	Houston Baptist	63 39
												335	A	Northwestern St.	51 44
												335	H	Northwestern St.	80 62
												347	A	McNeese	70 57
												347	H	McNeese	70 49
LAST 10 Division I															
335	H	Northwestern St.	80 62	145	A	Sam Houston St.	58 73								
251	H	Southeastern La.	54 47	172	A	New Orleans	73 85								
85	A	Abilene Christian	71 93	347	H	McNeese	70 49								
255	H	Nicholls St.	58 67	263	H	Lamar University	53 29								
82	H	SFA	37 58	335	A	Northwestern St.	51 44								

Non-Div I Games: Hendrix 104 28 Central Baptist 66 43 Crowley's Ridge 82 26

Central Ark.

Loss, Non-Conf, S Site, H Home A Away N Neutral

GENERAL CONF. DATA				THROUGH GAMES OF MARCH 11, 1918						
Average RPI Win:	325	WON-LOST	WINNING	LAST 10	STRENGTH OF	OPP. STRENGTH	TEAM	ADJ.	CONF.	ADJ CONF.
Average RPI Loss:	226	RECORD	PCT. RANK	GAMES	SCHEDULE	OF SCHEDULE	RPI	RPI	RPI	RPI
DIV. I ONLY	4- 25	330	2-8	332	331	346	346	30	30	
DIV. I NON-CONF.	1- 10	329	0	299	259	332	332	30	30	

TOTALS	RPI 1-25		RPI 26-50	W-L RECORDS		RPI 51-100	RPI 101-150		RPI 150+	
4- 25	0- 0		0- 1	OVERALL		0- 0	0- 5		4- 19	
3- 9	0- 0		0- 0	HOME		0- 0	0- 1		3- 8	
1- 16	0- 0		0- 1	AWAY		0- 0	0- 4		1- 11	
0- 0	0- 0		0- 0	NEUTRAL		0- 0	0- 0		0- 0	
1- 10	0- 0		0- 1	NON-CONFERENCE		0- 0	0- 3		1- 6	
0- 3	0- 0		0- 0	HOME		0- 0	0- 0		0- 3	
1- 7	0- 0		0- 1	AWAY		0- 0	0- 3		1- 3	
0- 0	0- 0		0- 0	NEUTRAL		0- 0	0- 0		0- 0	
3- 15	0- 0		0- 0	CONFERENCE		0- 0	0- 2		3- 13	
3- 6	0- 0		0- 0	HOME		0- 0	0- 1		3- 5	
0- 9	0- 0		0- 0	AWAY		0- 0	0- 1		0- 8	
0- 0	0- 0		0- 0	NEUTRAL		0- 0	0- 0		0- 0	

[illegible]

Non-Div I Games:

Central Conn. St.

Loss, Non-Conf, S Site, H Home A Away N Neutral

RPI	S	Opponent	Score
332	H	LIU Brooklyn	71 57
345	A	Hartford	61 54

Central Conn. St.
S
t
.

Central Mich.

Through Games Of March 12, 2020

Average RPI Win:	151	WON-LOST	WINNING	LAST 10	STRENGTH OF	OPP. STRENGTH	TEAM	ADJ.	CONF.	ADJ CONF.
Average RPI Loss:	80	RECORD	PCT. RANK	GAMES	SCHEDULE	OF SCHEDULE	RPI	RPI	RPI	RPI
DIV. I ONLY	23- 7	31	7-3	45	104	22	22	10	10	
DIV. I NON-CONF.	7- 4	100	0	8	82	21	21	10	10	
TOTALS	RPI 1-25	RPI 26-50	W-L RECORDS	RPI 51-100	RPI 101-150	RPI 150+				
23- 7	0- 1	1- 2	OVERALL	6- 1	4- 3	12- 0				
13- 1	0- 0	1- 0	HOME	4- 0	2- 1	6- 0				
10- 5	0- 1	0- 2	AWAY	2- 1	2- 1	6- 0				
0- 1	0- 0	0- 0	NEUTRAL	0- 0	0- 1	0- 0				
7- 4	0- 1	1- 2	NON-CONFERENCE	2- 0	2- 1	2- 0				
4- 1	0- 0	1- 0	HOME	1- 0	1- 1	1- 0				
3- 3	0- 1	0- 2	AWAY	1- 0	1- 0	1- 0				
0- 0	0- 0	0- 0	NEUTRAL	0- 0	0- 0	0- 0				
16- 3	0- 0	0- 0	CONFERENCE	4- 1	2- 2	10- 0				
9- 0	0- 0	0- 0	HOME	3- 0	1- 0	5- 0				
7- 2	0- 0	0- 0	AWAY	1- 1	1- 1	5- 0				
0- 1	0- 0	0- 0	NEUTRAL	0- 0	0- 1	0- 0				

RPI 1-25				Team's RPI: 22		RPI 26-50				RPI 51-100				RPI 101+								
RPI	S	Opponent	Score			RPI	S	Opponent	Score			RPI	S	Opponent	Score			RPI	S	Opponent	Score	
7	A	Louisville	63	76		31	A	Western Ky.	58	93		54	H	Marist	77	54		113	H	Green Bay	105	111
						37	A	UCF	58	64		71	A	South Dakota St.	79	74		117	A	Buffalo	98	93
						42	H	Dayton	81	80		76	A	Ball St.	62	67		130	A	Bethune-Cookman	92	67
												76	H	Ball St.	66	39		144	H	Northeastern	79	63
												80	A	Ohio	73	71		148	A	Toledo	67	76
												80	H	Ohio	92	90		148	H	Toledo	73	66
												96	H	Kent St.	71	58		148	N	Toledo	71	78
																		151	A	Western Mich.	80	70
																		151	H	Western Mich.	76	60
																		160	A	Eastern Mich.	89	82
																		160	H	Eastern Mich.	76	69
																		180	A	Northern Ill.	70	66
																		180	H	Northern Ill.	66	60
																		183	A	Akron	77	72
																		231	A	Miami (OH)	99	87
																		231	H	Miami (OH)	76	70
																		253	H	Bowling Green	82	75
																		264	H	Iona	70	50
																		290	A	Oakland	65	47
LAST 10 Division I																						
						148	N	Toledo	71	78		180	A	Northern Ill.	70	66						
						160	H	Eastern Mich.	76	69		96	H	Kent St.	71	58						
						148	A	Toledo	67	76		253	H	Bowling Green	82	75						
						76	A	Ball St.	62	67		231	A	Miami (OH)	99	87						
						151	H	Western Mich.	76	60		180	H	Northern Ill.	66	60						

Non-Div I Games:

Central Mich.

■ Loss,
■ Non-Conf,
■ S Site,
■ H Home
■ A Away
N Neutral

Charleston So.

Through Games Of March 12, 2020

Average RPI Win:	260	WON-LOST	WINNING	LAST 10	STRENGTH OF	OPP. STRENGTH	TEAM	ADJ.	CONF.	ADJ CONF.
Average RPI Loss:	217	RECORD	PCT. RANK	GAMES	SCHEDULE	OF SCHEDULE	RPI	RPI	RPI	RPI
DIV. I ONLY	2- 26	347	1-9	249	336	343	343	25	25	
DIV. I NON-CONF.	0- 7	338	0	285	340	348	348	28	28	
TOTALS	RPI 1-25	RPI 26-50	W-L RECORDS	RPI 51-100	RPI 101-150	RPI 150+				
2- 26	0- 0	0- 1	OVERALL	0- 0	0- 6	2- 19				
1- 13	0- 0	0- 0	HOME	0- 0	0- 3	1- 10				
1- 13	0- 0	0- 1	AWAY	0- 0	0- 3	1- 9				
0- 0	0- 0	0- 0	NEUTRAL	0- 0	0- 0	0- 0				
0- 7	0- 0	0- 1	NON-CONFERENCE	0- 0	0- 2	0- 4				
0- 4	0- 0	0- 0	HOME	0- 0	0- 1	0- 3				
0- 3	0- 0	0- 1	AWAY	0- 0	0- 1	0- 1				
0- 0	0- 0	0- 0	NEUTRAL	0- 0	0- 0	0- 0				
2- 19	0- 0	0- 0	CONFERENCE	0- 0	0- 4	2- 15				
1- 9	0- 0	0- 0	HOME	0- 0	0- 2	1- 7				
1- 10	0- 0	0- 0	AWAY	0- 0	0- 2	1- 8				
0- 0	0- 0	0- 0	NEUTRAL	0- 0	0- 0	0- 0				

RPI 1-25			RPI 26-50			RPI 51-100			RPI 101+			Team's RPI: 343
RPI	S	Opponent	Score	RPI	S	Opponent	Score	RPI	S	Opponent	Score	
				32	A	Florida St.	36 88					
				</								

Non-Div I Games: Columbia (SC) 76 59 Virginia-Lynchburg 92 55

Charleston So.

Loss, Non-Conf, S Site, H Home A Away N Neutral

RPI	S	Opponent	Score
350	H	South Carolina St.	75 81

Charleston So.

C
h
a
r
l
e
s
t
o
n
S
o
.

C
h
a
r
l
e
s
t
o
n
S
o
.

Average RPI Win:	192	WON-LOST	WINNING	LAST 10	STRENGTH OF	OPP. STRENGTH	TEAM	ADJ.	CONF.	ADJ CONF.
Average RPI Loss:	79	RECORD	PCT. RANK	GAMES	SCHEDULE	OF SCHEDULE	RPI	RPI	RPI	RPI
DIV. I ONLY	21- 9	60	7-2	115	111	60	60	13	13	
DIV. I NON-CONF.	9- 2	37	0	145	52	47	47	16	16	
TOTALS	RPI 1-25	RPI 26-50	W-L RECORDS	RPI 51-100	RPI 101-150	RPI 150+				
21- 9	0- 1	1- 5	OVERALL	2- 1	4- 0	14- 2				
11- 3	0- 0	1- 2	HOME	1- 1	1- 0	8- 0				
7- 6	0- 1	0- 3	AWAY	0- 0	3- 0	4- 2				
3- 0	0- 0	0- 0	NEUTRAL	1- 0	0- 0	2- 0				
9- 2	0- 1	0- 0	NON-CONFERENCE	1- 1	3- 0	5- 0				
4- 1	0- 0	0- 0	HOME	0- 1	1- 0	3- 0				
3- 1	0- 1	0- 0	AWAY	0- 0	2- 0	1- 0				
2- 0	0- 0	0- 0	NEUTRAL	1- 0	0- 0	1- 0				
12- 7	0- 0	1- 5	CONFERENCE	1- 0	1- 0	9- 2				
7- 2	0- 0	1- 2	HOME	1- 0	0- 0	5- 0				
4- 5	0- 0	0- 3	AWAY	0- 0	1- 0	3- 2				
1- 0	0- 0	0- 0	NEUTRAL	0- 0	0- 0	1- 0				

RPI	S	Opponent	Score	RPI	S	Opponent	Score	RPI	S	Opponent	Score	RPI	S	Opponent	Score
24	A	Kentucky	39 86	31	A	Western Ky.	60 71	53	H	Rice	62 51	108	A	UAB	83 75
				31	H	Western Ky.	56 60	62	N	Boston College	84 68	115	A	Wake Forest	77 65
				33	A	Old Dominion	51 54	87	H	Fordham	51 76	125	H	Richmond	78 59
				33	H	Old Dominion	63 59					139	A	Davidson	75 64
				46	A	Middle Tenn.	59 83					158	H	Gardner-Webb	74 49
				46	H	Middle Tenn.	74 79					174	N	Tulane	60 56
												182	H	Delaware	61 57
												208	A	Fla. Atlantic	44 65
												209	A	UTEP	76 82
												212	A	Southern Miss.	59 55
												212	H	Southern Miss.	63 59
												235	H	North Texas	72 59
												235	N	North Texas	71 67
												240	H	Marshall	52 46
												242	A	East Carolina	59 47
												249	H	Louisiana Tech	55 37
												307	H	UMES	64 44
												310	A	FIU	64 50
												310	H	FIU	49 31
												321	A	UTSA	67 47
LAST 10 Division I															
				235	N	North Texas	71 67	33	H	Old Dominion	63 59				
				46	H	Middle Tenn.	74 79	53	H	Rice	62 51				
				31	A	Western Ky.	60 71	235	H	North Texas	72 59				
				310	H	FIU	49 31	321	A	UTSA	67 47				
				212	A	Southern Miss.	59 55	209	A	UTEP	76 82				

Non-Div I Games:

Charlotte

■ Loss,
■ Non-Conf,
■ S Site,
■ H Home
■ A Away
N Neutral

Chattanooga

Through Games Of March 12, 2020

Average RPI Win:	234	WON-LOST	WINNING	LAST 10	STRENGTH OF	OPP. STRENGTH	TEAM	ADJ.	CONF.	ADJ CONF.
Average RPI Loss:	141	RECORD	PCT. RANK	GAMES	SCHEDULE	OF SCHEDULE	RPI	RPI	RPI	RPI
DIV. I ONLY	11- 18	250	7-3	118	213	207	207	27	27	
DIV. I NON-CONF.	1- 13	337	0	9	69	202	202	21	21	
TOTALS	RPI 1-25	RPI 26-50	W-L RECORDS	RPI 51-100	RPI 101-150	RPI 150+				
11- 18	0- 2	0- 3	OVERALL	1- 4	1- 2	9- 7				
6- 7	0- 0	0- 2	HOME	0- 1	1- 1	5- 3				
5- 10	0- 2	0- 1	AWAY	1- 3	0- 1	4- 3				
0- 1	0- 0	0- 0	NEUTRAL	0- 0	0- 0	0- 1				
1- 13	0- 2	0- 3	NON-CONFERENCE	1- 4	0- 1	0- 3				
0- 6	0- 0	0- 2	HOME	0- 1	0- 1	0- 2				
1- 7	0- 2	0- 1	AWAY	1- 3	0- 0	0- 1				
0- 0	0- 0	0- 0	NEUTRAL	0- 0	0- 0	0- 0				
10- 5	0- 0	0- 0	CONFERENCE	0- 0	1- 1	9- 4				
6- 1	0- 0	0- 0	HOME	0- 0	1- 0	5- 1				
4- 3	0- 0	0- 0	AWAY	0- 0	0- 1	4- 2				
0- 1	0- 0	0- 0	NEUTRAL	0- 0	0- 0	0- 1				

RPI S	Opponent	Score	RPI S	Opponent	Score	RPI S	Opponent	Score	RPI S	Opponent	Score	Team's RPI: 207
7	A Louisville	37 86	44	H Troy	51 90	55	A Belmont	50 63	137	H Hampton	55 84	
16	A NC State	38 74	45	H Purdue	34 66	61	A Cincinnati	53 72	141	A UNC Greensboro	41 49	
			48	A UT Martin	51 78	71	A South Dakota St.	56 71	141	H UNC Greensboro	74 59	
						80	H Ohio	58 70	152	A Samford	46 60	
						97	A Liberty	71 54	152	H Samford	64 58	
									173	H Austin Peay	49 50	
									196	A Furman	69 63	
									196	H Furman	60 52	
									226	H Northern Colo.	42 59	
									272	A Wofford	51 49	
									272	H Wofford	80 76	
									289	A ETSU	91 82	
									289	H ETSU	69 65	
									296	A Eastern Ky.	65 71	
									326	A Mercer	48 55	
									326	H Mercer	58 52	
									326	N Mercer	55 63	
									342	A Western Caro.	59 52	
									342	H Western Caro.	53 61	
LAST 10 Division I												
326	N Mercer	55 63	196	A Furman	69 63							
289	H ETSU	69 65	342	H Western Caro.	53 61							
152	H Samford	64 58	141	H UNC Greensboro	74 59							
326	H Mercer	58 52	289	A ETSU	91 82							
272	A Wofford	51 49	326	A Mercer	48 55							

Non-Div I Games:

Chattanooga

Loss, Non-Conf, S Site, H Home A Away N Neutral

Average RPI Win:	238	WON-LOST	WINNING	LAST 10	STRENGTH OF	OPP. STRENGTH	TEAM	ADJ.	CONF.	ADJ CONF.
Average RPI Loss:	233	RECORD	PCT. RANK	GAMES	SCHEDULE	OF SCHEDULE	RPI	RPI	RPI	RPI
DIV. I ONLY	1- 27	350	1-9	299	327	349	349	31	31	
DIV. I NON-CONF.	0- 13	338	0	275	249	343	343	32	32	
TOTALS	RPI 1-25	RPI 26-50	W-L RECORDS	RPI 51-100	RPI 101-150	RPI 150+				
1- 27	0- 0	0- 1	OVERALL	0- 0	0- 3	1- 23				
0- 12	0- 0	0- 1	HOME	0- 0	0- 1	0- 10				
1- 13	0- 0	0- 0	AWAY	0- 0	0- 2	1- 11				
0- 2	0- 0	0- 0	NEUTRAL	0- 0	0- 0	0- 2				
0- 13	0- 0	0- 1	NON-CONFERENCE	0- 0	0- 3	0- 9				
0- 6	0- 0	0- 1	HOME	0- 0	0- 1	0- 4				
0- 6	0- 0	0- 0	AWAY	0- 0	0- 2	0- 4				
0- 1	0- 0	0- 0	NEUTRAL	0- 0	0- 0	0- 1				
1- 14	0- 0	0- 0	CONFERENCE	0- 0	0- 0	1- 14				
0- 6	0- 0	0- 0	HOME	0- 0	0- 0	0- 6				
1- 7	0- 0	0- 0	AWAY	0- 0	0- 0	1- 7				
0- 1	0- 0	0- 0	NEUTRAL	0- 0	0- 0	0- 1				

RPI S	Opponent	Score	RPI S	Opponent	Score	RPI S	Opponent	Score	RPI S	Opponent	Score	Team's RPI: 349
28	H Arizona	50 82							112	A UT Arlington	53 84	
									113	H Green Bay	46 102	
									133	A Valparaiso	49 95	
									151	A Western Mich.	69 90	
									155	H Loyola Chicago	53 98	
									202	A Illinois	66 96	
									204	A UMKC	57 73	
									204	H UMKC	50 85	
									204 N	UMKC	52 86	
									216	H Western Ill.	78 88	
									236	A Nevada	60 80	
									238	A CSU Bakersfield	60 58	
									238	H CSU Bakersfield	51 58	
									245 N	UC Santa Barbara	65 96	
									246	A Grand Canyon	49 69	
									246	H Grand Canyon	57 68	
									285	A California Baptist	68 103	
									285	H California Baptist	65 80	
									290	H Oakland	70 98	
									297	A Seattle U	51 80	
									302	A Utah Valley	58 89	
									305	A UTRGV	68 77	
									305	H UTRGV	67 87	
									311	A New Mexico St.	56 80	
									311	H New Mexico St.	60 73	
									330	A Evansville	42 76	
LAST 10 Division I												
			204 N	UMKC	52 86		305	A UTRGV	68 77			
			204	H UMKC	50 85		311	A New Mexico St.	56 80			
			285	A California Baptist	68 103		204	A UMKC	57 73			
			246	H Grand Canyon	57 68		285	H California Baptist	65 80			
			238	H CSU Bakersfield	51 58		238	A CSU Bakersfield	60 58			

Non-Div I Games:

Chicago St.

■ Loss,
■ Non-Conf,
■ S Site,
■ H Home
■ A Away
N Neutral

RPI S Opponent Score

RPI	S	Opponent	Score
341	H	UIC	61 73

C
h
i
c
a
g
o
s
t
.

C
h
i
c
a
g
o
s
t
.

Chicago St.

Average RPI Win:	181	WON-LOST	WINNING	LAST 10	STRENGTH OF	OPP. STRENGTH	TEAM	ADJ.	CONF.	ADJ CONF.
Average RPI Loss:	46	RECORD	PCT. RANK	GAMES	SCHEDULE	OF SCHEDULE	RPI	RPI	RPI	RPI
DIV. I ONLY	22- 10	65	7-3	91	68	61	61	9	9	
DIV. I NON-CONF.	9- 4	84	0	210	47	133	133	9	9	
TOTALS	RPI 1-25	RPI 26-50	W-L RECORDS	RPI 51-100	RPI 101-150	RPI 150+				
22- 10	0- 5	2- 2	OVERALL	3- 2	2- 0	15- 1				
14- 3	0- 2	1- 0	HOME	2- 1	2- 0	9- 0				
6- 4	0- 1	0- 1	AWAY	1- 1	0- 0	5- 1				
2- 3	0- 2	1- 1	NEUTRAL	0- 0	0- 0	1- 0				
9- 4	0- 2	0- 1	NON-CONFERENCE	2- 1	1- 0	6- 0				
7- 2	0- 1	0- 0	HOME	1- 1	1- 0	5- 0				
2- 0	0- 0	0- 0	AWAY	1- 0	0- 0	1- 0				
0- 2	0- 1	0- 1	NEUTRAL	0- 0	0- 0	0- 0				
13- 6	0- 3	2- 1	CONFERENCE	1- 1	1- 0	9- 1				
7- 1	0- 1	1- 0	HOME	1- 0	1- 0	4- 0				
4- 4	0- 1	0- 1	AWAY	0- 1	0- 0	4- 1				
2- 1	0- 1	1- 0	NEUTRAL	0- 0	0- 0	1- 0				

RPI S Opponent	Score	RPI S Opponent	Score	RPI S Opponent	Score	RPI S Opponent	Score
4 A UConn	50 80	37 A UCF	42 49	69 A South Fla.	68 76	106 H Utah	68 62
4 H UConn	58 105	37 H UCF	81 64	69 H South Fla.	60 55	116 H Temple	86 81
4 N UConn	53 87	37 N UCF	57 51	76 H Ball St.	63 56	165 A Wichita St.	75 54
15 N Iowa	61 69	49 N Bucknell	48 56	86 H Saint Louis	50 60	174 A Tulane	59 64
17 H Ohio St.	73 78			90 A VCU	58 56	174 H Tulane	87 63
						195 A Memphis	73 66
						195 N Memphis	94 52
						207 H Chattanooga	72 53
						214 A Houston	74 65
						214 H Houston	85 66
						231 H Miami (OH)	98 68
						232 H Alabama A&M	62 47
						233 A SMU	73 58
						242 H East Carolina	76 53
						258 H Tulsa	78 53
						270 A Xavier	85 78
						288 H Pittsburgh	69 53
						337 H Coppin St.	86 40
LAST 10 Division I							
4 N UConn	53 87	4 H UConn	58 105				
37 N UCF	57 51	174 H Tulane	87 63				
195 N Memphis	94 52	214 A Houston	74 65				
242 H East Carolina	76 53	37 A UCF	42 49				
165 A Wichita St.	75 54	258 H Tulsa	78 53				

Non-Div I Games:

Cincinnati

■ Loss,
■ Non-Conf,
■ S Site,
■ Home
■ Away
N Neutral

Average RPI Win:	216	WON-LOST	WINNING	LAST 10	STRENGTH OF	OPP. STRENGTH	TEAM	ADJ.	CONF.	ADJ CONF.
Average RPI Loss:	87	RECORD	PCT. RANK	GAMES	SCHEDULE	OF SCHEDULE	RPI	RPI	RPI	RPI
DIV. I ONLY	8- 23	307	1-9	71	64	225	225	5	5	
DIV. I NON-CONF.	4- 7	225	0	144	159	231	231	4	4	
TOTALS	RPI 1-25	RPI 26-50	W-L RECORDS	RPI 51-100	RPI 101-150	RPI 150+				
8- 23	0- 5	1- 3	OVERALL	0- 7	2- 5	5- 3				
4- 11	0- 3	1- 1	HOME	0- 3	0- 2	3- 2				
2- 10	0- 1	0- 2	AWAY	0- 3	1- 3	1- 1				
2- 2	0- 1	0- 0	NEUTRAL	0- 1	1- 0	1- 0				
4- 7	0- 3	0- 0	NON-CONFERENCE	0- 1	0- 0	4- 3				
2- 4	0- 1	0- 0	HOME	0- 1	0- 0	2- 2				
1- 2	0- 1	0- 0	AWAY	0- 0	0- 0	1- 1				
1- 1	0- 1	0- 0	NEUTRAL	0- 0	0- 0	1- 0				
4- 16	0- 2	1- 3	CONFERENCE	0- 6	2- 5	1- 0				
2- 7	0- 2	1- 1	HOME	0- 2	0- 2	1- 0				
1- 8	0- 0	0- 2	AWAY	0- 3	1- 3	0- 0				
1- 1	0- 0	0- 0	NEUTRAL	0- 1	1- 0	0- 0				

RPI S	Opponent	Score	RPI S	Opponent	Score	RPI S	Opponent	Score	RPI S	Opponent	Score	Team's RPI: 225
1	H South Carolina	48 84	27	H Duke	62 58	62	H Boston College	68 70	115	A Wake Forest	58 63	
3	N Maryland	44 63	32	A Florida St.	54 81	62	N Boston College	73 85	115	H Wake Forest	52 66	
7	H Louisville	50 75	32	H Florida St.	64 81	72	H Alabama	54 67	120	A Miami (FL)	64 68	
15	A Iowa	60 74	38	A Virginia Tech	50 71	75	A Virginia	54 70	120	H Miami (FL)	48 63	
16	H NC State	60 79				79	A Georgia Tech	47 49	120	N Miami (FL)	71 56	
						79	H Georgia Tech	44 56	123	A Notre Dame	71 55	
						100	A Syracuse	46 59	147	A North Carolina	72 86	
									184	H N.C. A&T	74 82	
									196	H Furman	77 71	
									217	A Penn St.	55 68	
									288	H Pittsburgh	75 67	
									320	H Navy	52 65	
									323	N Alcorn	77 46	
									325	H Alabama St.	76 43	
									326	A Mercer	65 61	
LAST 10 Division I												
62	N Boston College	73 85	120	H Miami (FL)	48 63							
120	N Miami (FL)	71 56	115	H Wake Forest	52 66							
79	H Georgia Tech	44 56	62	H Boston College	68 70							
32	A Florida St.	54 81	75	A Virginia	54 70							
100	A Syracuse	46 59	147	A North Carolina	72 86							

Non-Div I Games:

Clemson

■ Loss,
■ Non-Conf, S Site,
■ Home
■ Away
N Neutral

Cleveland St.

Through Games Of March 12, 2020

Average RPI Win:	276	WON-LOST	WINNING	LAST 10	STRENGTH OF	OPP. STRENGTH	TEAM	ADJ.	CONF.	ADJ CONF.
Average RPI Loss:	165	RECORD	PCT. RANK	GAMES	SCHEDULE	OF SCHEDULE	RPI	RPI	RPI	RPI
DIV. I ONLY	19- 11	86	5-5	347	253	190	190	22	22	
DIV. I NON-CONF.	8- 1	26	0	351	263	186	186	22	22	
TOTALS	RPI 1-25	RPI 26-50	W-L RECORDS	RPI 51-100	RPI 101-150	RPI 150+				
19- 11	0- 0	0- 0	OVERALL	0- 3	0- 2	19- 6				
8- 3	0- 0	0- 0	HOME	0- 1	0- 1	8- 1				
11- 7	0- 0	0- 0	AWAY	0- 1	0- 1	11- 5				
0- 1	0- 0	0- 0	NEUTRAL	0- 1	0- 0	0- 0				
8- 1	0- 0	0- 0	NON-CONFERENCE	0- 0	0- 0	8- 1				
1- 0	0- 0	0- 0	HOME	0- 0	0- 0	1- 0				
7- 1	0- 0	0- 0	AWAY	0- 0	0- 0	7- 1				
0- 0	0- 0	0- 0	NEUTRAL	0- 0	0- 0	0- 0				
11- 10	0- 0	0- 0	CONFERENCE	0- 3	0- 2	11- 5				
7- 3	0- 0	0- 0	HOME	0- 1	0- 1	7- 1				
4- 6	0- 0	0- 0	AWAY	0- 1	0- 1	4- 4				
0- 1	0- 0	0- 0	NEUTRAL	0- 1	0- 0	0- 0				

RPI S	Opponent	Score	RPI S	Opponent	Score	RPI S	Opponent	Score	RPI S	Opponent	Score	Team's RPI: 190
						59 A	IUPUI	48 58	113 A	Green Bay	51 81	
						59 H	IUPUI	53 78	113 H	Green Bay	54 74	
						59 N	IUPUI	54 71	171 A	Wright St.	63 52	
									171 A	Wright St.	62 78	
									171 H	Wright St.	73 75	
									183 H	Akron	66 62	
									185 A	Northern Ky.	73 68	
									185 H	Northern Ky.	66 62	
									220 A	Milwaukee	57 61	
									220 H	Milwaukee	58 49	
									253 A	Bowling Green	62 89	
									259 A	Youngstown St.	72 84	
									259 H	Youngstown St.	84 48	
									259 H	Youngstown St.	60 52	
									275 A	Delaware St.	57 49	
									289 A	ETSU	62 54	
									290 A	Oakland	79 58	
									290 H	Oakland	83 64	
									300 A	St. Bonaventure	65 62	
									313 A	Omaha	79 66	
									329 A	Hofstra	61 51	
									332 A	LIU Brooklyn	79 49	
									333 A	Detroit Mercy	59 70	
									333 H	Detroit Mercy	68 63	
									341 A	UIC	83 43	
									341 H	UIC	84 44	
LAST 10 Division I												
			59 N	IUPUI	54 71	333 H	Detroit Mercy	68 63				
			171 A	Wright St.	63 52	290 H	Oakland	83 64				
			259 H	Youngstown St.	84 48	259 A	Youngstown St.	72 84				
			220 A	Milwaukee	57 61	171 H	Wright St.	73 75				
			113 A	Green Bay	51 81	185 H	Northern Ky.	66 62				

Non-Div I Games: Davis & Elkins 110 41 Lake Erie 95 49

Cleveland St.

Loss, Non-Conf, S Site, H Home A Away N Neutral

RPI	S	Opponent	Score
342	A	Western Caro.	68 61

Cleveland St.

C
l
e
v
e
l
a
n
d
S
t
.

C
l
e
v
e
l
a
n
d
S
t
.

Average RPI Win:	239	WON-LOST	WINNING	LAST 10	STRENGTH OF	OPP. STRENGTH	TEAM	ADJ.	CONF.	ADJ CONF.
Average RPI Loss:	163	RECORD	PCT. RANK	GAMES	SCHEDULE	OF SCHEDULE	RPI	RPI	RPI	RPI
DIV. I ONLY	23- 4	18	9-1	315	263	98	98	21	21	
DIV. I NON-CONF.	8- 1	26	0	342	323	159	159	19	19	
TOTALS	RPI 1-25	RPI 26-50	W-L RECORDS	RPI 51-100	RPI 101-150	RPI 150+				
23- 4	0- 0	1- 1	OVERALL	0- 0	3- 1	19- 2				
12- 2	0- 0	1- 0	HOME	0- 0	2- 1	9- 1				
10- 2	0- 0	0- 1	AWAY	0- 0	1- 0	9- 1				
1- 0	0- 0	0- 0	NEUTRAL	0- 0	0- 0	1- 0				
8- 1	0- 0	0- 0	NON-CONFERENCE	0- 0	1- 1	7- 0				
4- 1	0- 0	0- 0	HOME	0- 0	1- 1	3- 0				
3- 0	0- 0	0- 0	AWAY	0- 0	0- 0	3- 0				
1- 0	0- 0	0- 0	NEUTRAL	0- 0	0- 0	1- 0				
15- 3	0- 0	1- 1	CONFERENCE	0- 0	2- 0	12- 2				
8- 1	0- 0	1- 0	HOME	0- 0	1- 0	6- 1				
7- 2	0- 0	0- 1	AWAY	0- 0	1- 0	6- 1				
0- 0	0- 0	0- 0	NEUTRAL	0- 0	0- 0	0- 0				

RPI 1-25				RPI 26-50				RPI 51-100				Team's RPI: 98		RPI 101+			
RPI	S	Opponent	Score	RPI	S	Opponent	Score	RPI	S	Opponent	Score			RPI	S	Opponent	Score
				44	A	Troy	77 84							112	A	UT Arlington	80 62
				44	H	Troy	124 103							112	H	UT Arlington	62 56
														125	H	Richmond	67 79
														141	H	UNC Greensboro	63 54
														181	N	Elon	76 65
														188	H	Louisiana	83 74
														206	A	Little Rock	68 48
														211	A	South Alabama	71 62
														211	H	South Alabama	76 73
														228	A	Appalachian St.	80 53
														228	H	Appalachian St.	80 83
														248	A	Texas St.	69 59
														248	H	Texas St.	75 67
														252	H	George Mason	74 59
														254	A	Arkansas St.	61 63
														262	A	UNCW	62 43
														272	A	Wofford	78 73
														293	A	Ga. Southern	90 74
														293	H	Ga. Southern	66 59
														316	A	Georgia St.	66 50
														316	H	Georgia St.	87 45
														328	H	Ark.-Pine Bluff	76 69
														342	A	Western Caro.	66 43
														348	H	La.-Monroe	88 69
														350	H	South Carolina St.	85 44
LAST 10 Division I																	
				228	H	Appalachian St.	80 83			211	H	South Alabama	76 73				
				188	H	Louisiana	83 74			44	H	Troy	124 103				
				348	H	La.-Monroe	88 69			112	A	UT Arlington	80 62				
				316	A	Georgia St.	66 50			248	A	Texas St.	69 59				
				293	A	Ga. Southern	90 74			316	H	Georgia St.	87 45				

Non-Div I Games: UNC Pembroke 86 44 Wesleyan (GA) 132 32

Coastal Caro.

■ Loss,
 ■ Non-Conf,
 ■ S Site,
 ■ Home
 ■ Away
 N Neutral

Average RPI Win:	255	WON-LOST	WINNING	LAST 10	STRENGTH OF	OPP. STRENGTH	TEAM	ADJ.	CONF.	ADJ CONF.
Average RPI Loss:	159	RECORD	PCT. RANK	GAMES	SCHEDULE	OF SCHEDULE	RPI	RPI	RPI	RPI
DIV. I ONLY	12- 17	225	2-8	308	184	268	268	14	14	
DIV. I NON-CONF.	6- 4	123	0	345	341	259	259	13	13	
TOTALS	RPI 1-25	RPI 26-50	W-L RECORDS	RPI 51-100	RPI 101-150	RPI 150+				
12- 17	0- 0	1- 3	OVERALL	0- 0	1- 5	10- 9				
7- 6	0- 0	1- 1	HOME	0- 0	1- 2	5- 3				
5- 10	0- 0	0- 2	AWAY	0- 0	0- 3	5- 5				
0- 1	0- 0	0- 0	NEUTRAL	0- 0	0- 0	0- 1				
6- 4	0- 0	0- 0	NON-CONFERENCE	0- 0	0- 2	6- 2				
2- 2	0- 0	0- 0	HOME	0- 0	0- 1	2- 1				
4- 2	0- 0	0- 0	AWAY	0- 0	0- 1	4- 1				
0- 0	0- 0	0- 0	NEUTRAL	0- 0	0- 0	0- 0				
6- 13	0- 0	1- 3	CONFERENCE	0- 0	1- 3	4- 7				
5- 4	0- 0	1- 1	HOME	0- 0	1- 1	3- 2				
1- 8	0- 0	0- 2	AWAY	0- 0	0- 2	1- 4				
0- 1	0- 0	0- 0	NEUTRAL	0- 0	0- 0	0- 1				

RPI S	Opponent	Score	RPI S	Opponent	Score	RPI S	Opponent	Score	RPI S	Opponent	Score	Team's RPI: 268
			29	A James Madison	50 81				104	A William & Mary	60 85	
			29	H James Madison	53 87				104	H William & Mary	74 80	
			39	A Drexel	60 72				115	A Wake Forest	50 106	
			39	H Drexel	73 59				141	H UNC Greensboro	56 69	
									144	A Northeastern	68 72	
									144	H Northeastern	66 61	
									175	A High Point	79 70	
									181	A Elon	48 90	
									181	H Elon	57 85	
									182	A Delaware	54 63	
									182	H Delaware	84 73	
									192	A Towson	72 83	
									192	H Towson	62 79	
									252	H George Mason	61 72	
									262	A UNCW	50 74	
									262	H UNCW	67 63	
									262	N UNCW	55 69	
									278	H N.C. Central	85 78	
									291	A Winthrop	84 73	
									292	A Presbyterian	54 58	
									329	A Hofstra	63 60	
									329	H Hofstra	67 63	
									342	H Western Caro.	73 62	
									343	A Charleston So.	79 70	
									350	A South Carolina St.	76 55	
LAST 10 Division I												
			262	N UNCW	55 69		262	A UNCW	50 74			
			39	A Drexel	60 72		192	A Towson	72 83			
			182	A Delaware	54 63		29	A James Madison	50 81			
			144	H Northeastern	66 61		181	H Elon	57 85			
			329	H Hofstra	67 63		104	H William & Mary	74 80			

Non-Div I Games: Coker

82 57

Col. of Charleston

■ Loss,
 ■ Non-Conf,
 ■ S Site,
 ■ Home
 ■ A Away
 N Neutral

Colgate

Through Games Of March 12, 2020

Average RPI Win: 227	WON-LOST	WINNING	LAST 10	STRENGTH OF	OPP. STRENGTH	TEAM	ADJ.	CONF.	ADJ CONF.
Average RPI Loss: 114	RECORD	PCT. RANK	GAMES	SCHEDULE	OF SCHEDULE	RPI	RPI	RPI	RPI
DIV. I ONLY	19- 11	86	5-5	203	163	126	126	16	16
DIV. I NON-CONF.	8- 3	68	0	244	179	90	90	15	15
TOTALS	RPI 1-25	RPI 26-50	W-L RECORDS	RPI 51-100	RPI 101-150	RPI 150+			
19- 11	0- 1	0- 2	OVERALL	1- 2	4- 3	14- 3			
11- 4	0- 0	0- 1	HOME	1- 0	1- 3	9- 0			
8- 7	0- 1	0- 1	AWAY	0- 2	3- 0	5- 3			
0- 0	0- 0	0- 0	NEUTRAL	0- 0	0- 0	0- 0			
8- 3	0- 1	0- 0	NON-CONFERENCE	1- 2	0- 0	7- 0			
5- 0	0- 0	0- 0	HOME	1- 0	0- 0	4- 0			
3- 3	0- 1	0- 0	AWAY	0- 2	0- 0	3- 0			
0- 0	0- 0	0- 0	NEUTRAL	0- 0	0- 0	0- 0			
11- 8	0- 0	0- 2	CONFERENCE	0- 0	4- 3	7- 3			
6- 4	0- 0	0- 1	HOME	0- 0	1- 3	5- 0			
5- 4	0- 0	0- 1	AWAY	0- 0	3- 0	2- 3			
0- 0	0- 0	0- 0	NEUTRAL	0- 0	0- 0	0- 0			

RPI 1-25				RPI 26-50				RPI 51-100				RPI 101+ Team's RPI: 126			
RPI	S	Opponent	Score	RPI	S	Opponent	Score	RPI	S	Opponent	Score	RPI	S	Opponent	Score
11	A	Northwestern	44 73	49	A	Bucknell	43 66	52	H	Yale	70 67	107	A	Lehigh	82 73
				49	H	Bucknell	65 76	72	A	Alabama	52 72	107	H	Lehigh	70 86
								86	A	Saint Louis	51 61	107	H	Lehigh	62 69
												122	A	Holy Cross	80 69
												122	H	Holy Cross	71 60
												129	A	Boston U.	70 61
												129	H	Boston U.	58 60
												168	A	Lafayette	39 55
												168	H	Lafayette	73 52
												191	A	Cornell	62 58
												203	A	American	61 63
												203	H	American	63 62
												213	H	UMass Lowell	73 51
												269	A	Army West Point	67 81
												269	H	Army West Point	100 93
												276	H	Siena	88 51
												279	A	Loyola Maryland	76 74
												279	H	Loyola Maryland	79 70
												283	H	Niagara	85 72
												303	H	Wagner	74 58
												320	A	Navy	65 53
												320	H	Navy	80 55
												331	A	NJIT	79 52
												340	A	Canisius	90 69
LAST 10 Division I															
				107	H	Lehigh	62 69	107	A	Lehigh	82 73				
				107	H	Lehigh	70 86	279	H	Loyola Maryland	79 70				
				269	A	Army West Point	67 81	129	H	Boston U.	58 60				
				49	H	Bucknell	65 76	320	A	Navy	65 53				
				122	A	Holy Cross	80 69	122	H	Holy Cross	71 60				

Non-Div I Games:

Colgate

■ Loss,
 ■ Non-Conf, S Site,
 ■ Home
 ■ Away
 N Neutral

Average RPI Win:	173	WON-LOST	WINNING	LAST 10	STRENGTH OF	OPP. STRENGTH	TEAM	ADJ.	CONF.	ADJ CONF.
Average RPI Loss:	46	RECORD	PCT. RANK	GAMES	SCHEDULE	OF SCHEDULE	RPI	RPI	RPI	RPI
DIV. I ONLY	16- 14	155	2-8	60	22	95	95	1	1	
DIV. I NON-CONF.	11- 0	1	0	294	200	52	52	2	2	
TOTALS	RPI 1-25	RPI 26-50	W-L RECORDS	RPI 51-100	RPI 101-150	RPI 150+				
16- 14	0- 8	1- 1	OVERALL	1- 2	6- 3	8- 0				
9- 6	0- 4	1- 1	HOME	1- 0	3- 1	4- 0				
6- 7	0- 4	0- 0	AWAY	0- 1	2- 2	4- 0				
1- 1	0- 0	0- 0	NEUTRAL	0- 1	1- 0	0- 0				
11- 0	0- 0	0- 0	NON-CONFERENCE	0- 0	3- 0	8- 0				
6- 0	0- 0	0- 0	HOME	0- 0	2- 0	4- 0				
4- 0	0- 0	0- 0	AWAY	0- 0	0- 0	4- 0				
1- 0	0- 0	0- 0	NEUTRAL	0- 0	1- 0	0- 0				
5- 14	0- 8	1- 1	CONFERENCE	1- 2	3- 3	0- 0				
3- 6	0- 4	1- 1	HOME	1- 0	1- 1	0- 0				
2- 7	0- 4	0- 0	AWAY	0- 1	2- 2	0- 0				
0- 1	0- 0	0- 0	NEUTRAL	0- 1	0- 0	0- 0				

RPI 1-25				RPI 26-50				RPI 51-100 Team's RPI: 95				RPI 101+			
RPI	S	Opponent	Score	RPI	S	Opponent	Score	RPI	S	Opponent	Score	RPI	S	Opponent	Score
2	A	Oregon	46 104	28	H	Arizona	50 38	81	A	Southern California	55 66	106	A	Utah	80 70
2	H	Oregon	53 101	40	H	Arizona St.	59 65	81	H	Southern California	66 53	106	H	Utah	69 84
6	A	Stanford	68 76					81	N	Southern California	54 69	108	N	UAB	77 69
6	H	Stanford	66 69									109	A	Washington St.	59 69
13	A	UCLA	52 62									124	A	California	62 50
13	H	UCLA	62 65									124	H	California	64 57
20	A	Oregon St.	60 72									136	H	Texas Southern	74 50
20	H	Oregon St.	52 79									140	A	Washington	52 61
												150	H	Wisconsin	74 57
												164	H	Jacksonville	66 44
												166	A	Wyoming	66 56
												174	A	Tulane	62 52
												243	H	Denver	96 70
												270	A	Xavier	62 53
												273	H	Indiana St.	59 46
												295	A	Colorado St.	79 75
												331	H	NJIT	80 57
LAST 10 Division I															
81	N	Southern California	54 69	6	H	Stanford	66 69								
81	A	Southern California	55 66	124	H	California	64 57								
13	A	UCLA	52 62	140	A	Washington	52 61								
28	H	Arizona	50 38	109	A	Washington St.	59 69								
40	H	Arizona St.	59 65	2	H	Oregon	53 101								

Non-Div I Games:

Colorado

■ Loss,
 ■ Non-Conf, S Site,
 ■ Home
 ■ Away
 N Neutral

Average RPI Win:	261	WON-LOST	WINNING	LAST 10	STRENGTH OF	OPP. STRENGTH	TEAM	ADJ.	CONF.	ADJ CONF.
Average RPI Loss:	171	RECORD	PCT. RANK	GAMES	SCHEDULE	OF SCHEDULE	RPI	RPI	RPI	RPI
DIV. I ONLY	10- 18	263	2-8	286	216	295	295	17	17	
DIV. I NON-CONF.	4- 5	195	0	309	275	281	281	20	20	
TOTALS	RPI 1-25	RPI 26-50	W-L RECORDS	RPI 51-100	RPI 101-150	RPI 150+				
10- 18	0- 0	0- 0	OVERALL	0- 6	0- 2	10- 10				
7- 7	0- 0	0- 0	HOME	0- 3	0- 1	7- 3				
3- 10	0- 0	0- 0	AWAY	0- 3	0- 1	3- 6				
0- 1	0- 0	0- 0	NEUTRAL	0- 0	0- 0	0- 1				
4- 5	0- 0	0- 0	NON-CONFERENCE	0- 3	0- 0	4- 2				
3- 2	0- 0	0- 0	HOME	0- 1	0- 0	3- 1				
1- 3	0- 0	0- 0	AWAY	0- 2	0- 0	1- 1				
0- 0	0- 0	0- 0	NEUTRAL	0- 0	0- 0	0- 0				
6- 13	0- 0	0- 0	CONFERENCE	0- 3	0- 2	6- 8				
4- 5	0- 0	0- 0	HOME	0- 2	0- 1	4- 2				
2- 7	0- 0	0- 0	AWAY	0- 1	0- 1	2- 5				
0- 1	0- 0	0- 0	NEUTRAL	0- 0	0- 0	0- 1				

RPI 1-25				RPI 26-50				RPI 51-100				RPI 101+				Team's RPI: 295	
RPI	S	Opponent	Score	RPI	S	Opponent	Score	RPI	S	Opponent	Score	RPI	S	Opponent	Score		
								64	A	Fresno St.	53	55	146	A	San Jose St.	64	69
								64	H	Fresno St.	61	79	146	H	San Jose St.	53	58
								65	A	Tennessee	41	79	166	A	Wyoming	56	49
								83	H	Boise St.	69	72	166	H	Wyoming	40	43
								95	H	Colorado	75	79	180	H	Northern Ill.	75	80
								99	A	Idaho	54	61	219	A	UNLV	52	56
													219	H	UNLV	60	56
													226	A	Northern Colo.	75	58
													230	A	New Mexico	62	73
													236	A	Nevada	63	74
													236	H	Nevada	75	70
													244	A	San Diego St.	49	59
													244	H	San Diego St.	61	64
													258	A	Tulsa	55	61
													267	H	Incarinate Word	75	47
													271	A	Air Force	44	49
													271	H	Air Force	60	40
													271	N	Air Force	48	60
													280	A	Utah St.	67	61
													280	H	Utah St.	56	55
													312	H	UC Riverside	52	40
													351	H	Mississippi Val.	65	46
LAST 10 Division I																	
				271	N	Air Force	48	60	166	H	Wyoming	40	43				
				271	A	Air Force	44	49	280	A	Utah St.	67	61				
				244	H	San Diego St.	61	64	64	H	Fresno St.	61	79				
				146	A	San Jose St.	64	69	219	A	UNLV	52	56				
				219	H	UNLV	60	56	236	A	Nevada	63	74				

Non-Div I Games: Western St. 56 47 Chadron St. 102 51

Colorado St.

Average RPI Win: 196	WON-LOST	WINNING	LAST 10	STRENGTH OF	OPP. STRENGTH	TEAM	ADJ.	CONF.	ADJ CONF.
Average RPI Loss: 117	RECORD	PCT. RANK	GAMES	SCHEDULE	OF SCHEDULE	RPI	RPI	RPI	RPI
DIV. I ONLY	17- 10	97	6-4	192	115	118	118	7	7
DIV. I NON-CONF.	9- 4	84	0	326	218	178	178	8	8
TOTALS	RPI 1-25	RPI 26-50	W-L RECORDS	RPI 51-100	RPI 101-150	RPI 150+			
17- 10	0- 2	0- 0	OVERALL	2- 3	4- 2	11- 3			
10- 4	0- 1	0- 0	HOME	1- 2	2- 0	7- 1			
7- 6	0- 1	0- 0	AWAY	1- 1	2- 2	4- 2			
0- 0	0- 0	0- 0	NEUTRAL	0- 0	0- 0	0- 0			
9- 4	0- 0	0- 0	NON-CONFERENCE	1- 0	2- 2	6- 2			
6- 1	0- 0	0- 0	HOME	1- 0	1- 0	4- 1			
3- 3	0- 0	0- 0	AWAY	0- 0	1- 2	2- 1			
0- 0	0- 0	0- 0	NEUTRAL	0- 0	0- 0	0- 0			
8- 6	0- 2	0- 0	CONFERENCE	1- 3	2- 0	5- 1			
4- 3	0- 1	0- 0	HOME	0- 2	1- 0	3- 0			
4- 3	0- 1	0- 0	AWAY	1- 1	1- 0	2- 1			
0- 0	0- 0	0- 0	NEUTRAL	0- 0	0- 0	0- 0			

RPI 1-25				RPI 26-50				RPI 51-100				RPI 101+ Team's RPI: 118			
RPI	S	Opponent	Score	RPI	S	Opponent	Score	RPI	S	Opponent	Score	RPI	S	Opponent	Score
9	A	Princeton	55 77					52	A	Yale	74 65	110	A	Robert Morris	61 59
9	H	Princeton	52 77					52	H	Yale	60 85	117	A	Buffalo	75 82
								56	A	Penn	84 86	121	A	Harvard	62 57
								56	H	Penn	36 51	121	H	Harvard	89 64
								87	H	Fordham	70 51	127	A	Vanderbilt	51 72
												139	H	Davidson	63 60
												167	A	Dartmouth	62 50
												167	H	Dartmouth	73 63
												191	A	Cornell	77 80
												191	H	Cornell	76 66
												220	H	Milwaukee	74 46
												224	A	Brown	76 66
												224	H	Brown	74 60
												237	H	Saint Joseph's	57 71
												256	H	Georgetown	54 49
												269	A	Army West Point	71 62
												314	A	Albany (NY)	78 82
												326	H	Mercer	77 48
												331	H	NJIT	99 43
												334	A	Tennessee St.	75 65
LAST 10 Division I															
				56	H	Penn	36 51	224	A	Brown	76 66				
				9	H	Princeton	52 77	121	H	Harvard	89 64				
				167	A	Dartmouth	62 50	167	H	Dartmouth	73 63				
				121	A	Harvard	62 57	9	A	Princeton	55 77				
				52	A	Yale	74 65	56	A	Penn	84 86				

Non-Div I Games:

Columbia

■ Loss,
 ■ Non-Conf,
 ■ S Site,
 ■ H Home
 ■ A Away
 N Neutral

Average RPI Win: 270	WON-LOST	WINNING	LAST 10	STRENGTH OF	OPP. STRENGTH	TEAM	ADJ.	CONF.	ADJ CONF.
Average RPI Loss: 206	RECORD	PCT. RANK	GAMES	SCHEDULE	OF SCHEDULE	RPI	RPI	RPI	RPI
DIV. I ONLY	3- 26	338	3-7	279	296	337	337	29	29
DIV. I NON-CONF.	0- 12	338	0	112	161	318	318	29	29
TOTALS	RPI 1-25	RPI 26-50	W-L RECORDS	RPI 51-100	RPI 101-150	RPI 150+			
3- 26	0- 0	0- 3	OVERALL	0- 3	0- 2	3- 18			
1- 9	0- 0	0- 0	HOME	0- 0	0- 0	1- 9			
2- 16	0- 0	0- 3	AWAY	0- 3	0- 2	2- 8			
0- 1	0- 0	0- 0	NEUTRAL	0- 0	0- 0	0- 1			
0- 12	0- 0	0- 3	NON-CONFERENCE	0- 3	0- 1	0- 5			
0- 2	0- 0	0- 0	HOME	0- 0	0- 0	0- 2			
0- 10	0- 0	0- 3	AWAY	0- 3	0- 1	0- 3			
0- 0	0- 0	0- 0	NEUTRAL	0- 0	0- 0	0- 0			
3- 14	0- 0	0- 0	CONFERENCE	0- 0	0- 1	3- 13			
1- 7	0- 0	0- 0	HOME	0- 0	0- 0	1- 7			
2- 6	0- 0	0- 0	AWAY	0- 0	0- 1	2- 5			
0- 1	0- 0	0- 0	NEUTRAL	0- 0	0- 0	0- 1			

RPI S	Opponent	Score	RPI S	Opponent	Score	RPI S	Opponent	Score	RPI S	Opponent	Score	Team's RPI: 337
26	A South Dakota	44 82	61	A Cincinnati	40 86	130	A Bethune-Cookman	51 82				
42	A Dayton	48 78	70	A West Virginia	47 82	143	A George Washington	35 54				
47	A Rutgers	33 107	71	A South Dakota St.	41 94	153	A Norfolk St.	57 55				
						153	H Norfolk St.	48 85				
						184	H N.C. A&T	38 84				
						194	A La Salle	46 79				
						222	A Morgan St.	42 68				
						222	H Morgan St.	42 47				
						240	A Marshall	47 60				
						261	A Howard	52 64				
						261	H Howard	54 66				
						275	A Delaware St.	55 72				
						275	H Delaware St.	65 72				
						278	H N.C. Central	44 58				
						283	H Niagara	67 82				
						299	A UMBC	48 71				
						307	A UMES	46 61				
						307	H UMES	66 63				
						307	N UMES	50 62				
						322	H Saint Peter's	57 82				
						336	A Florida A&M	48 58				
						350	A South Carolina St.	61 42				
						350	H South Carolina St.	60 71				
LAST 10 Division I												
307	N UMES	50 62	350	A South Carolina St.	61 42							
307	A UMES	46 61	307	H UMES	66 63							
222	A Morgan St.	42 68	278	H N.C. Central	44 58							
275	H Delaware St.	65 72	261	A Howard	52 64							
153	A Norfolk St.	57 55	275	A Delaware St.	55 72							

Non-Div I Games:

Coppin St.

Average RPI Win:	247	WON-LOST	WINNING	LAST 10	STRENGTH OF	OPP. STRENGTH	TEAM	ADJ.	CONF.	ADJ CONF.
Average RPI Loss:	96	RECORD	PCT. RANK	GAMES	SCHEDULE	OF SCHEDULE	RPI	RPI	RPI	RPI
DIV. I ONLY	10- 16	246	1-9	100	132	191	191	7	7	
DIV. I NON-CONF.	7- 5	131	0	248	261	177	177	8	8	
TOTALS	RPI 1-25	RPI 26-50	W-L RECORDS	RPI 51-100	RPI 101-150	RPI 150+				
10- 16	0- 3	0- 0	OVERALL	0- 5	2- 4	8- 4				
5- 8	0- 1	0- 0	HOME	0- 2	1- 3	4- 2				
5- 8	0- 2	0- 0	AWAY	0- 3	1- 1	4- 2				
0- 0	0- 0	0- 0	NEUTRAL	0- 0	0- 0	0- 0				
7- 5	0- 1	0- 0	NON-CONFERENCE	0- 1	0- 2	7- 1				
3- 3	0- 0	0- 0	HOME	0- 0	0- 2	3- 1				
4- 2	0- 1	0- 0	AWAY	0- 1	0- 0	4- 0				
0- 0	0- 0	0- 0	NEUTRAL	0- 0	0- 0	0- 0				
3- 11	0- 2	0- 0	CONFERENCE	0- 4	2- 2	1- 3				
2- 5	0- 1	0- 0	HOME	0- 2	1- 1	1- 1				
1- 6	0- 1	0- 0	AWAY	0- 2	1- 1	0- 2				
0- 0	0- 0	0- 0	NEUTRAL	0- 0	0- 0	0- 0				

RPI	S	Opponent	Score	RPI	S	Opponent	Score	RPI	S	Opponent	Score	RPI	S	Opponent	Score	Team's RPI: 191
9	A	Princeton	29 60					52	A	Yale	51 65	118	A	Columbia	66 76	
9	H	Princeton	50 69					52	H	Yale	67 74	118	H	Columbia	80 77	
19	A	TCU	49 59					56	A	Penn	41 63	121	A	Harvard	55 47	
								56	H	Penn	46 67	121	H	Harvard	58 73	
								70	A	West Virginia	62 68	126	H	Colgate	58 62	
												131	H	Duquesne	62 72	
												156	H	Binghamton	56 59	
												167	A	Dartmouth	79 82	
												167	H	Dartmouth	65 67	
												213	A	UMass Lowell	70 56	
												224	A	Brown	73 77	
												224	H	Brown	74 63	
												275	A	Delaware St.	77 51	
												283	H	Niagara	82 59	
												289	H	ETSU	71 43	
												300	A	St. Bonaventure	70 42	
												314	A	Albany (NY)	71 51	
												331	H	NJIT	68 44	
LAST 10 Division I																
9	H	Princeton	50 69	52	A	Yale	51 65									
56	H	Penn	46 67	167	H	Dartmouth	65 67									
121	A	Harvard	55 47	121	H	Harvard	58 73									
167	A	Dartmouth	79 82	56	A	Penn	41 63									
224	A	Brown	73 77	9	A	Princeton	29 60									

Non-Div I Games:

Cornell

■ Loss,
 ■ Non-Conf, S Site,
 ■ Home
 ■ Away
 N Neutral

Creighton

Through Games Of March 12, 2020

Average RPI Win:	150	WON-LOST	WINNING	LAST 10	STRENGTH OF	OPP. STRENGTH	TEAM	ADJ.	CONF.	ADJ CONF.
Average RPI Loss:	52	RECORD	PCT. RANK	GAMES	SCHEDULE	OF SCHEDULE	RPI	RPI	RPI	RPI
DIV. I ONLY	19- 11	86	6-4	69	60	51	51	6	6	
DIV. I NON-CONF.	8- 3	68	0	48	25	19	19	6	6	
TOTALS	RPI 1-25	RPI 26-50	W-L RECORDS	RPI 51-100	RPI 101-150	RPI 150+				
19- 11	2- 3	0- 2	OVERALL	7- 4	1- 2	9- 0				
10- 3	1- 1	0- 0	HOME	4- 1	0- 1	5- 0				
7- 7	1- 2	0- 2	AWAY	2- 2	0- 1	4- 0				
2- 1	0- 0	0- 0	NEUTRAL	1- 1	1- 0	0- 0				
8- 3	0- 1	0- 2	NON-CONFERENCE	4- 0	1- 0	3- 0				
4- 0	0- 0	0- 0	HOME	2- 0	0- 0	2- 0				
2- 3	0- 1	0- 2	AWAY	1- 0	0- 0	1- 0				
2- 0	0- 0	0- 0	NEUTRAL	1- 0	1- 0	0- 0				
11- 8	2- 2	0- 0	CONFERENCE	3- 4	0- 2	6- 0				
6- 3	1- 1	0- 0	HOME	2- 1	0- 1	3- 0				
5- 4	1- 1	0- 0	AWAY	1- 2	0- 1	3- 0				
0- 1	0- 0	0- 0	NEUTRAL	0- 1	0- 0	0- 0				

RPI 1-25				RPI 26-50				RPI 51-100 Team's RPI: 51				RPI 101+			
RPI	S	Opponent	Score	RPI	S	Opponent	Score	RPI	S	Opponent	Score	RPI	S	Opponent	Score
18	A	DePaul	63 61	26	A	South Dakota	65 72	58	A	St. John's (NY)	58 63	101	A	Butler	61 76
18	H	DePaul	71 74	40	A	Arizona St.	55 70	58	H	St. John's (NY)	70 77	101	H	Butler	67 73
23	A	Marquette	50 52					58	N	St. John's (NY)	54 70	116	N	Temple	69 59
23	H	Marquette	72 62					63	A	Seton Hall	70 82	165	H	Wichita St.	56 46
25	A	Drake	53 63					63	H	Seton Hall	78 66	187	A	Providence	77 68
								66	H	UNI	57 54	187	H	Providence	72 63
								70	N	West Virginia	82 75	256	A	Georgetown	65 56
								71	H	South Dakota St.	61 48	256	H	Georgetown	95 78
								84	A	Villanova	58 42	257	H	North Dakota St.	70 59
								84	H	Villanova	67 47	270	A	Xavier	76 62
								89	A	Nebraska	79 74	270	H	Xavier	62 55
												313	A	Omaha	67 54
LAST 10 Division I															
		58	N	St. John's (NY)	54	70	63	H	Seton Hall	78	66				
		256	H	Georgetown	95	78	58	H	St. John's (NY)	70	77				
		84	H	Villanova	67	47	187	A	Providence	77	68				
		270	A	Xavier	76	62	23	A	Marquette	50	52				
		101	A	Butler	61	76	18	A	DePaul	63	61				

Non-Div I Games:

Creighton

Loss, Non-Conf, S Site, H Home A Away N Neutral

Average RPI Win:	207	WON-LOST	WINNING	LAST 10	STRENGTH OF	OPP. STRENGTH	TEAM	ADJ.	CONF.	ADJ CONF.
Average RPI Loss:	114	RECORD	PCT. RANK	GAMES	SCHEDULE	OF SCHEDULE	RPI	RPI	RPI	RPI
DIV. I ONLY	10- 17	255	3-7	55	150	167	167	7	7	
DIV. I NON-CONF.	6- 7	182	0	141	290	156	156	8	8	
TOTALS	RPI 1-25	RPI 26-50	W-L RECORDS	RPI 51-100	RPI 101-150	RPI 150+				
10- 17	0- 3	0- 0	OVERALL	0- 4	1- 5	9- 5				
6- 6	0- 1	0- 0	HOME	0- 2	1- 1	5- 2				
4- 11	0- 2	0- 0	AWAY	0- 2	0- 4	4- 3				
0- 0	0- 0	0- 0	NEUTRAL	0- 0	0- 0	0- 0				
6- 7	0- 1	0- 0	NON-CONFERENCE	0- 0	0- 2	6- 4				
4- 1	0- 0	0- 0	HOME	0- 0	0- 0	4- 1				
2- 6	0- 1	0- 0	AWAY	0- 0	0- 2	2- 3				
0- 0	0- 0	0- 0	NEUTRAL	0- 0	0- 0	0- 0				
4- 10	0- 2	0- 0	CONFERENCE	0- 4	1- 3	3- 1				
2- 5	0- 1	0- 0	HOME	0- 2	1- 1	1- 1				
2- 5	0- 1	0- 0	AWAY	0- 2	0- 2	2- 0				
0- 0	0- 0	0- 0	NEUTRAL	0- 0	0- 0	0- 0				

RPI 1-25				RPI 26-50				RPI 51-100				RPI 101+ Team's RPI: 167			
RPI	S	Opponent	Score	RPI	S	Opponent	Score	RPI	S	Opponent	Score	RPI	S	Opponent	Score
9	A	Princeton	55 87					52	A	Yale	42 60	117	A	Buffalo	49 73
9	H	Princeton	34 66					52	H	Yale	47 67	118	A	Columbia	63 73
11	A	Northwestern	37 79					56	A	Penn	31 67	118	H	Columbia	50 62
								56	H	Penn	33 66	121	A	Harvard	49 64
												121	H	Harvard	63 62
												129	A	Boston U.	56 74
												155	A	Loyola Chicago	40 61
												161	H	Maine	57 41
												177	H	Merrimack	57 52
												186	A	Manhattan	58 70
												191	A	Cornell	67 65
												191	H	Cornell	82 79
												213	A	UMass Lowell	62 51
												221	A	Fairfield	52 51
												224	A	Brown	72 58
												224	H	Brown	71 83
												248	H	Texas St.	51 61
												265	H	New Hampshire	66 47
												279	A	Loyola Maryland	56 72
												308	H	Vermont	72 55
LAST 10 Division I															
224	A	Brown	72 58	56	A	Penn	31 67								
52	A	Yale	42 60	191	A	Cornell	67 65								
118	H	Columbia	50 62	118	A	Columbia	63 73								
191	H	Cornell	82 79	52	H	Yale	47 67								
9	A	Princeton	55 87	224	H	Brown	71 83								

Non-Div I Games:

Dartmouth

■ Loss,
■ Non-Conf,
■ S Site,
■ H Home
■ A Away
N Neutral

Davidson

Through Games Of March 12, 2020

Average RPI Win:	203	WON-LOST	WINNING	LAST 10	STRENGTH OF	OPP. STRENGTH	TEAM	ADJ.	CONF.	ADJ CONF.
Average RPI Loss:	113	RECORD	PCT. RANK	GAMES	SCHEDULE	OF SCHEDULE	RPI	RPI	RPI	RPI
DIV. I ONLY	15- 15	174	3-7	124	130	139	139	12	12	
DIV. I NON-CONF.	6- 6	164	0	157	154	122	122	12	12	
TOTALS	RPI 1-25	RPI 26-50	W-L RECORDS	RPI 51-100	RPI 101-150	RPI 150+				
15- 15	0- 0	0- 4	OVERALL	2- 4	2- 5	11- 2				
7- 5	0- 0	0- 1	HOME	1- 2	2- 1	4- 1				
7- 9	0- 0	0- 3	AWAY	1- 1	0- 4	6- 1				
1- 1	0- 0	0- 0	NEUTRAL	0- 1	0- 0	1- 0				
6- 6	0- 0	0- 3	NON-CONFERENCE	0- 1	0- 2	6- 0				
2- 1	0- 0	0- 0	HOME	0- 1	0- 0	2- 0				
3- 5	0- 0	0- 3	AWAY	0- 0	0- 2	3- 0				
1- 0	0- 0	0- 0	NEUTRAL	0- 0	0- 0	1- 0				
9- 9	0- 0	0- 1	CONFERENCE	2- 3	2- 3	5- 2				
5- 4	0- 0	0- 1	HOME	1- 1	2- 1	2- 1				
4- 4	0- 0	0- 0	AWAY	1- 1	0- 2	3- 1				
0- 1	0- 0	0- 0	NEUTRAL	0- 1	0- 0	0- 0				

RPI S	Opponent	Score	RPI S	Opponent	Score	RPI S	Opponent	Score	RPI S	Opponent	Score	Team's RPI: 139
27	A Duke	52 82	60	H Charlotte	64 75	118	A Columbia	60 63				
38	A Virginia Tech	68 88	86	A Saint Louis	65 58	125	A Richmond	57 69				
39	A Drexel	63 74	87	A Fordham	46 47	131	H Duquesne	79 76				
42	H Dayton	49 55	87	H Fordham	74 62	138	A Florida	50 55				
			90	H VCU	51 55	143	H George Washington	62 55				
			90	N VCU	52 58	149	A Massachusetts	48 61				
						149	H Massachusetts	62 70				
						175	A High Point	73 63				
						194	A La Salle	70 61				
						194	H La Salle	67 63				
						204	A UMKC	74 64				
						210	A Rhode Island	77 70				
						210	H Rhode Island	79 67				
						237	H Saint Joseph's	54 63				
						252	A George Mason	76 69				
						256	H Georgetown	66 52				
						266	N UC Irvine	78 72				
						289	A ETSU	75 60				
						300	A St. Bonaventure	56 68				
						342	H Western Caro.	101 51				
LAST 10 Division I												
90	N VCU	52 58	237	H Saint Joseph's	54 63							
194	H La Salle	67 63	131	H Duquesne	79 76							
90	H VCU	51 55	87	A Fordham	46 47							
194	A La Salle	70 61	300	A St. Bonaventure	56 68							
149	A Massachusetts	48 61	42	H Dayton	49 55							

Non-Div I Games: Newberry 75 46

Davidson

Loss, Non-Conf, S Site, H Home A Away N Neutral

Average RPI Win:	170	WON-LOST	WINNING	LAST 10	STRENGTH OF	OPP. STRENGTH	TEAM	ADJ.	CONF.	ADJ CONF.
Average RPI Loss:	59	RECORD	PCT. RANK	GAMES	SCHEDULE	OF SCHEDULE	RPI	RPI	RPI	RPI
DIV. I ONLY	25- 8	39	9-1	90	77	42	42	12	12	
DIV. I NON-CONF.	7- 7	164	0	120	11	132	132	12	12	
TOTALS	RPI 1-25	RPI 26-50	W-L RECORDS	RPI 51-100	RPI 101-150	RPI 150+				
25- 8	0- 4	0- 0	OVERALL	6- 1	9- 3	10- 0				
14- 2	0- 2	0- 0	HOME	5- 0	3- 0	6- 0				
9- 3	0- 1	0- 0	AWAY	1- 1	6- 1	2- 0				
2- 3	0- 1	0- 0	NEUTRAL	0- 0	0- 2	2- 0				
7- 7	0- 4	0- 0	NON-CONFERENCE	0- 0	2- 3	5- 0				
3- 2	0- 2	0- 0	HOME	0- 0	0- 0	3- 0				
2- 2	0- 1	0- 0	AWAY	0- 0	2- 1	0- 0				
2- 3	0- 1	0- 0	NEUTRAL	0- 0	0- 2	2- 0				
18- 1	0- 0	0- 0	CONFERENCE	6- 1	7- 0	5- 0				
11- 0	0- 0	0- 0	HOME	5- 0	3- 0	3- 0				
7- 1	0- 0	0- 0	AWAY	1- 1	4- 0	2- 0				
0- 0	0- 0	0- 0	NEUTRAL	0- 0	0- 0	0- 0				

RPI S	Opponent	Score	RPI S	Opponent	Score	Team's RPI: 42	RPI S	Opponent	Score	RPI S	Opponent	Score
1	H South Carolina	49 75					86	A Saint Louis	78 66	114	N Auburn	74 76
4	H UConn	37 75					86	H Saint Louis	48 47	115	N Wake Forest	59 78
12	N Gonzaga	65 76					86	H Saint Louis	58 50	117	A Buffalo	59 67
22	A Central Mich.	80 81					87	A Fordham	38 50	125	A Richmond	65 51
							87	H Fordham	48 44	125	H Richmond	79 68
							90	H VCU	52 48	131	H Duquesne	54 41
							90	H VCU	72 67	139	A Davidson	55 49
										143	A George Washington	66 50
										143	H George Washington	50 44
										144	A Northeastern	71 60
										148	A Toledo	60 42
										149	A Massachusetts	52 51
										161	N Maine	78 49
										194	A La Salle	98 58
										210	H Rhode Island	71 60
										237	A Saint Joseph's	59 44
										242	N East Carolina	94 68
										247	H Lipscomb	82 60
										252	H George Mason	59 55
										287	H Morehead St.	58 41
										300	H St. Bonaventure	78 51
										337	H Coppin St.	78 48
LAST 10 Division I												
90	H VCU	52 48	87	A Fordham	38 50							
86	H Saint Louis	58 50	143	H George Washington	50 44							
125	H Richmond	79 68	90	H VCU	72 67							
86	A Saint Louis	78 66	149	A Massachusetts	52 51							
300	H St. Bonaventure	78 51	210	H Rhode Island	71 60							

Non-Div I Games:

Dayton

■ Loss,
■ Non-Conf, S Site,
■ Home
■ Away
N Neutral

Average RPI Win:	139	WON-LOST	WINNING	LAST 10	STRENGTH OF	OPP. STRENGTH	TEAM	ADJ.	CONF.	ADJ CONF.
Average RPI Loss:	36	RECORD	PCT. RANK	GAMES	SCHEDULE	OF SCHEDULE	RPI	RPI	RPI	RPI
DIV. I ONLY	28- 5	20	8-2	67	63	18	18	6	6	
DIV. I NON-CONF.	10- 2	29	0	64	35	20	20	6	6	
TOTALS	RPI 1-25	RPI 26-50	W-L RECORDS	RPI 51-100	RPI 101-150	RPI 150+				
28- 5	3- 3	1- 0	OVERALL	7- 2	5- 0	12- 0				
17- 2	2- 1	1- 0	HOME	4- 1	2- 0	8- 0				
11- 3	1- 2	0- 0	AWAY	3- 1	3- 0	4- 0				
0- 0	0- 0	0- 0	NEUTRAL	0- 0	0- 0	0- 0				
10- 2	1- 2	1- 0	NON-CONFERENCE	0- 0	3- 0	5- 0				
6- 1	0- 1	1- 0	HOME	0- 0	1- 0	4- 0				
4- 1	1- 1	0- 0	AWAY	0- 0	2- 0	1- 0				
0- 0	0- 0	0- 0	NEUTRAL	0- 0	0- 0	0- 0				
18- 3	2- 1	0- 0	CONFERENCE	7- 2	2- 0	7- 0				
11- 1	2- 0	0- 0	HOME	4- 1	1- 0	4- 0				
7- 2	0- 1	0- 0	AWAY	3- 1	1- 0	3- 0				
0- 0	0- 0	0- 0	NEUTRAL	0- 0	0- 0	0- 0				

RPI	S	Opponent	Score	RPI	S	Opponent	Score	RPI	S	Opponent	Score	RPI	S	Opponent	Score
4	H	UConn	74 84	39	H	Drexel	81 57	51	A	Creighton	74 71	101	A	Butler	80 65
11	A	Northwestern	70 68					51	H	Creighton	61 63	101	H	Butler	89 60
20	A	Oregon St.	77 98					58	A	St. John's (NY)	71 65	113	A	Green Bay	76 65
23	A	Marquette	83 90					58	H	St. John's (NY)	74 69	120	H	Miami (FL)	89 83
23	H	Marquette	88 74					63	A	Seton Hall	86 76	123	A	Notre Dame	105 94
23	H	Marquette	89 71					63	H	Seton Hall	83 80	155	A	Loyola Chicago	83 76
								63	H	Seton Hall	85 68	187	A	Providence	80 67
								84	A	Villanova	58 76	187	H	Providence	93 71
								84	H	Villanova	85 69	187	H	Providence	95 59
												220	H	Milwaukee	94 65
												231	H	Miami (OH)	98 79
												254	H	Arkansas St.	109 64
												256	A	Georgetown	87 69
												256	H	Georgetown	92 66
												270	A	Xavier	91 68
												270	H	Xavier	97 65
												325	H	Alabama St.	105 76
LAST 10 Division I															
23	H	Marquette	88 74	256	A	Georgetown	87 69								
63	H	Seton Hall	83 80	270	H	Xavier	97 65								
187	H	Providence	95 59	101	H	Butler	89 60								
23	A	Marquette	83 90	63	A	Seton Hall	86 76								
84	A	Villanova	58 76	58	A	St. John's (NY)	71 65								

Non-Div I Games:

DePaul

■ Loss,
 ■ Non-Conf, S Site,
 ■ Home
 ■ Away
 N Neutral

Delaware

Through Games Of March 12, 2020

Average RPI Win: 223	WON-LOST	WINNING	LAST 10	STRENGTH OF	OPP. STRENGTH	TEAM	ADJ.	CONF.	ADJ CONF.
Average RPI Loss: 120	RECORD	PCT. RANK	GAMES	SCHEDULE	OF SCHEDULE	RPI	RPI	RPI	RPI
DIV. I ONLY	12- 17	225	5-4	110	145	182	182	14	14
DIV. I NON-CONF.	4- 7	225	0	76	126	151	151	13	13
TOTALS	RPI 1-25	RPI 26-50	W-L RECORDS	RPI 51-100	RPI 101-150	RPI 150+			
12- 17	0- 1	0- 5	OVERALL	0- 1	2- 4	10- 6			
6- 7	0- 0	0- 2	HOME	0- 0	0- 3	6- 2			
5- 10	0- 1	0- 3	AWAY	0- 1	2- 1	3- 4			
1- 0	0- 0	0- 0	NEUTRAL	0- 0	0- 0	1- 0			
4- 7	0- 1	0- 1	NON-CONFERENCE	0- 1	1- 1	3- 3			
1- 3	0- 0	0- 0	HOME	0- 0	0- 1	1- 2			
2- 4	0- 1	0- 1	AWAY	0- 1	1- 0	1- 1			
1- 0	0- 0	0- 0	NEUTRAL	0- 0	0- 0	1- 0			
8- 10	0- 0	0- 4	CONFERENCE	0- 0	1- 3	7- 3			
5- 4	0- 0	0- 2	HOME	0- 0	0- 2	5- 0			
3- 6	0- 0	0- 2	AWAY	0- 0	1- 1	2- 3			
0- 0	0- 0	0- 0	NEUTRAL	0- 0	0- 0	0- 0			

RPI	S	Opponent	Score	RPI	S	Opponent	Score	RPI	S	Opponent	Score	RPI	S	Opponent	Score	Team's RPI: 182
3	A	Maryland	55 99	29	A	James Madison	64 69	60	A	Charlotte	57 61	104	A	William & Mary	58 68	
				29	H	James Madison	39 60					104	H	William & Mary	60 78	
				37	A	UCF	49 75					110	A	Robert Morris	73 62	
				39	A	Drexel	59 63					143	H	George Washington	49 63	
				39	H	Drexel	32 52					144	A	Northeastern	81 69	
												144	H	Northeastern	62 72	
												158	A	Gardner-Webb	65 67	
												161	H	Maine	56 69	
												181	A	Elon	65 56	
												181	H	Elon	73 60	
												192	A	Towson	66 76	
												192	H	Towson	69 62	
												193	N	Santa Clara	81 80	
												234	A	Cal St. Fullerton	72 55	
												252	H	George Mason	63 44	
												262	A	UNCW	65 71	
												262	H	UNCW	61 57	
												268	A	Col. of Charleston	73 84	
												268	H	Col. of Charleston	63 54	
												275	H	Delaware St.	64 67	
												329	A	Hofstra	77 67	
												329	H	Hofstra	80 59	
LAST 10 Division I																
				262	H	UNCW	61 57					181	H	Elon	73 60	
				268	H	Col. of Charleston	63 54					39	H	Drexel	32 52	
				29	A	James Madison	64 69					329	A	Hofstra	77 67	
				192	A	Towson	66 76					144	A	Northeastern	81 69	
				104	H	William & Mary	60 78					192	H	Towson	69 62	

Non-Div I Games:

Delaware

Loss, Non-Conf, S Site, H Home A Away N Neutral

Average RPI Win:	295	WON-LOST	WINNING	LAST 10	STRENGTH OF	OPP. STRENGTH	TEAM	ADJ.	CONF.	ADJ CONF.
Average RPI Loss:	168	RECORD	PCT. RANK	GAMES	SCHEDULE	OF SCHEDULE	RPI	RPI	RPI	RPI
DIV. I ONLY	10- 18	263	3-7	195	343	275	275	29	29	
DIV. I NON-CONF.	2- 9	304	0	41	320	249	249	29	29	
TOTALS	RPI 1-25	RPI 26-50	W-L RECORDS	RPI 51-100	RPI 101-150	RPI 150+				
10- 18	0- 0	0- 1	OVERALL	0- 2	0- 3	10- 12				
6- 9	0- 0	0- 0	HOME	0- 1	0- 3	6- 5				
4- 8	0- 0	0- 1	AWAY	0- 1	0- 0	4- 6				
0- 1	0- 0	0- 0	NEUTRAL	0- 0	0- 0	0- 1				
2- 9	0- 0	0- 1	NON-CONFERENCE	0- 2	0- 2	2- 4				
1- 6	0- 0	0- 0	HOME	0- 1	0- 2	1- 3				
1- 3	0- 0	0- 1	AWAY	0- 1	0- 0	1- 1				
0- 0	0- 0	0- 0	NEUTRAL	0- 0	0- 0	0- 0				
8- 9	0- 0	0- 0	CONFERENCE	0- 0	0- 1	8- 8				
5- 3	0- 0	0- 0	HOME	0- 0	0- 1	5- 2				
3- 5	0- 0	0- 0	AWAY	0- 0	0- 0	3- 5				
0- 1	0- 0	0- 0	NEUTRAL	0- 0	0- 0	0- 1				

RPI S	Opponent	Score	RPI S	Opponent	Score	RPI S	Opponent	Score	RPI S	Opponent	Score	Team's RPI: 275
29	A James Madison	64 83	62	A Boston College	69 109	104	H William & Mary	52 73	107	H Lehigh	38 68	
			93	H Rider	69 71	130	H Bethune-Cookman	55 66	153	A Norfolk St.	57 65	
						153	H Norfolk St.	57 68	156	H Binghamton	66 75	
						182	A Delaware	67 64	184	A N.C. A&T	53 58	
						184	H N.C. A&T	45 69	190	H Cleveland St.	49 57	
						191	H Cornell	51 77	222	A Morgan St.	41 61	
						222	H Morgan St.	69 61	222 N	Morgan St.	63 64	
						261	A Howard	71 76	277	A Longwood	62 78	
						278	A N.C. Central	64 60	278	H N.C. Central	64 54	
						307	A UMES	53 68	307	H UMES	72 58	
						322	H Saint Peter's	89 66	336	H Florida A&M	61 53	
						337	A Coppin St.	72 65	337	H Coppin St.	72 55	
						350	A South Carolina St.	76 64	350	A South Carolina St.	76 64	
LAST 10 Division I												
222 N	Morgan St.	63 64	337	A Coppin St.	72 65							
261	A Howard	71 76	130	H Bethune-Cookman	55 66							
153	H Norfolk St.	57 68	336	H Florida A&M	61 53							
307	A UMES	53 68	350	A South Carolina St.	76 64							
222	A Morgan St.	41 61	153	A Norfolk St.	57 65							

Non-Div I Games: Post 67 41 Georgian Court 69 48

Delaware St.

■ Loss,
 ■ Non-Conf,
 ■ S Site,
 ■ Home
 ■ A Away
 N Neutral

Average RPI Loss: 181

Average RPI Win:	243	WON-LOST	WINNING	LAST 10	STRENGTH OF	OPP. STRENGTH	TEAM	ADJ.	CONF.	ADJ CONF.
Average RPI Loss:	181	RECORD	PCT. RANK	GAMES	SCHEDULE	OF SCHEDULE	RPI	RPI	RPI	RPI
DIV. I ONLY	14- 15	185	6-4	262	249	243	243	19	19	
DIV. I NON-CONF.	5- 7	205	0	206	333	272	272	18	18	
<hr/>										
TOTALS	RPI 1-25		RPI 26-50	W-L RECORDS	RPI 51-100	RPI 101-150		RPI 150+		
14- 15	0- 0		0- 2	OVERALL	1- 2	0- 0		13- 11		
10- 5	0- 0		0- 1	HOME	0- 1	0- 0		10- 3		
4- 7	0- 0		0- 1	AWAY	1- 1	0- 0		3- 5		
0- 3	0- 0		0- 0	NEUTRAL	0- 0	0- 0		0- 3		
5- 7	0- 0		0- 0	NON-CONFERENCE	0- 1	0- 0		5- 6		
5- 2	0- 0		0- 0	HOME	0- 0	0- 0		5- 2		
0- 3	0- 0		0- 0	AWAY	0- 1	0- 0		0- 2		
0- 2	0- 0		0- 0	NEUTRAL	0- 0	0- 0		0- 2		
9- 8	0- 0		0- 2	CONFERENCE	1- 1	0- 0		8- 5		
5- 3	0- 0		0- 1	HOME	0- 1	0- 0		5- 1		
4- 4	0- 0		0- 1	AWAY	1- 0	0- 0		3- 3		
0- 1	0- 0		0- 0	NEUTRAL	0- 0	0- 0		0- 1		

RPI 1-25				RPI 26-50				RPI 51-100				RPI 101+				Team's RPI: 243	
RPI	S	Opponent	Score	RPI	S	Opponent	Score	RPI	S	Opponent	Score	RPI	S	Opponent	Score		
				26	A	South Dakota	61 104	71	A	South Dakota St.	72 62	151	N	Western Mich.	70 79		
				26	H	South Dakota	60 92	71	H	South Dakota St.	79 86	166	H	Wyoming	71 57		
								95	A	Colorado	70 96	183	N	Akron	72 88		
												189	H	Southern Utah	81 73		
												198	A	Oral Roberts	72 84		
												198	H	Oral Roberts	91 79		
												204	A	UMKC	79 83		
												216	A	Western Ill.	75 82		
												216	H	Western Ill.	84 78		
												218	A	North Dakota	91 81		
												218	H	North Dakota	82 90		
												226	H	Northern Colo.	74 55		
												232	H	Alabama A&M	83 86		
												257	A	North Dakota St.	80 85		
												257	H	North Dakota St.	91 82		
												257	N	North Dakota St.	68 72		
												263	A	Lamar University	59 71		
												266	H	UC Irvine	83 75		
												294	H	Cal Poly	96 66		
												311	H	New Mexico St.	75 78		
												313	A	Omaha	86 80		
												313	H	Omaha	66 60		
												339	A	Purdue Fort Wayne	85 67		
												339	H	Purdue Fort Wayne	83 57		
				257	N	North Dakota St.	68 72	71	A	South Dakota St.	72 62						
				216	H	Western Ill.	84 78	339	H	Purdue Fort Wayne	83 57						
				339	A	Purdue Fort Wayne	85 67	26	H	South Dakota	60 92						
				198	H	Oral Roberts	91 79	198	A	Oral Roberts	72 84						
				313	A	Omaha	86 80	257	A	North Dakota St.	80 85						

Non-Div I Games:	Colo. Christian	89	49
------------------	-----------------	----	----

Denver

Loss, Non-Conf, S Site, H Home A Away N Neutral

Detroit Mercy

Through Games Of March 12, 2020

Average RPI Win:	291	WON-LOST	WINNING	LAST 10	STRENGTH OF	OPP. STRENGTH	TEAM	ADJ.	CONF.	ADJ CONF.
Average RPI Loss:	179	RECORD	PCT. RANK	GAMES	SCHEDULE	OF SCHEDULE	RPI	RPI	RPI	RPI
DIV. I ONLY	3- 27	341	1-9	209	267	333	333	22	22	
DIV. I NON-CONF.	0- 11	338	0	198	236	334	334	22	22	
TOTALS	RPI 1-25	RPI 26-50	W-L RECORDS	RPI 51-100	RPI 101-150	RPI 150+				
3- 27	0- 0	0- 0	OVERALL	0- 2	0- 6	3- 19				
2- 12	0- 0	0- 0	HOME	0- 1	0- 3	2- 8				
1- 13	0- 0	0- 0	AWAY	0- 1	0- 3	1- 9				
0- 2	0- 0	0- 0	NEUTRAL	0- 0	0- 0	0- 2				
0- 11	0- 0	0- 0	NON-CONFERENCE	0- 0	0- 4	0- 7				
0- 5	0- 0	0- 0	HOME	0- 0	0- 2	0- 3				
0- 4	0- 0	0- 0	AWAY	0- 0	0- 2	0- 2				
0- 2	0- 0	0- 0	NEUTRAL	0- 0	0- 0	0- 2				
3- 16	0- 0	0- 0	CONFERENCE	0- 2	0- 2	3- 12				
2- 7	0- 0	0- 0	HOME	0- 1	0- 1	2- 5				
1- 9	0- 0	0- 0	AWAY	0- 1	0- 1	1- 7				
0- 0	0- 0	0- 0	NEUTRAL	0- 0	0- 0	0- 0				

RPI S	Opponent	Score	RPI S	Opponent	Score	RPI S	Opponent	Score	RPI S	Opponent	Score	Team's RPI: 333
						59	A IUPUI	45 82	101	A Butler	60 82	
						59	H IUPUI	54 95	102	A Michigan St.	52 110	
									113	A Green Bay	45 72	
									113	H Green Bay	48 65	
									133	H Valparaiso	58 77	
									148	H Toledo	64 82	
									151	A Western Mich.	67 82	
									155	H Loyola Chicago	60 89	
									160	H Eastern Mich.	70 84	
									171	A Wright St.	61 67	
									171	H Wright St.	58 66	
									183	H Akron	60 81	
									185	A Northern Ky.	47 94	
									185	A Northern Ky.	60 72	
									185	H Northern Ky.	61 82	
									190	A Cleveland St.	63 68	
									190	H Cleveland St.	70 59	
									205	N Tennessee Tech	47 69	
									220	A Milwaukee	51 76	
									220	H Milwaukee	48 63	
									252	A George Mason	62 75	
									259	A Youngstown St.	66 72	
									259	H Youngstown St.	47 62	
									286	N Sacred Heart	60 66	
									290	A Oakland	60 65	
									290	H Oakland	57 71	
LAST 10 Division I												
			185	A Northern Ky.	47 94	220	A Milwaukee	51 76				
			171	H Wright St.	58 66	113	A Green Bay	45 72				
			185	H Northern Ky.	61 82	341	H UIC	58 52				
			190	A Cleveland St.	63 68	59	H IUPUI	54 95				
			259	A Youngstown St.	66 72	290	A Oakland	60 65				

Non-Div I Games:

Detroit Mercy

Loss, Non-Conf, S Site, H Home A Away N Neutral

D
e
t
r
o
i
t
M
e
r
c
y

RPI S Opponent Score
Detroit Mercy

Through Games Of March 12, 2020

RPI	S	Opponent	Score	
341	A	UIC	70	62
341	H	UIC	58	52

D
e
t
r
o
i
t
M
e
r
c
y

Detroit Mercy

Drake

Through Games Of March 12, 2020

Average RPI Win:	147	WON-LOST	WINNING	LAST 10	STRENGTH OF	OPP. STRENGTH	TEAM	ADJ.	CONF.	ADJ CONF.
Average RPI Loss:	39	RECORD	PCT. RANK	GAMES	SCHEDULE	OF SCHEDULE	RPI	RPI	RPI	RPI
DIV. I ONLY	21- 8	50	8-2	52	70	25	25	8	8	
DIV. I NON-CONF.	7- 4	100	0	43	2	41	41	7	7	
TOTALS	RPI 1-25	RPI 26-50	W-L RECORDS	RPI 51-100	RPI 101-150	RPI 150+				
21- 8	0- 3	2- 3	OVERALL	5- 2	5- 0	9- 0				
12- 1	0- 1	2- 0	HOME	4- 0	2- 0	4- 0				
7- 6	0- 2	0- 2	AWAY	1- 2	2- 0	4- 0				
2- 1	0- 0	0- 1	NEUTRAL	0- 0	1- 0	1- 0				
7- 4	0- 1	1- 2	NON-CONFERENCE	2- 1	1- 0	3- 0				
4- 0	0- 0	1- 0	HOME	2- 0	0- 0	1- 0				
1- 3	0- 1	0- 1	AWAY	0- 1	0- 0	1- 0				
2- 1	0- 0	0- 1	NEUTRAL	0- 0	1- 0	1- 0				
14- 4	0- 2	1- 1	CONFERENCE	3- 1	4- 0	6- 0				
8- 1	0- 1	1- 0	HOME	2- 0	2- 0	3- 0				
6- 3	0- 1	0- 1	AWAY	1- 1	2- 0	3- 0				
0- 0	0- 0	0- 0	NEUTRAL	0- 0	0- 0	0- 0				

RPI	S	Opponent	Score	RPI	S	Opponent	Score	RPI	S	Opponent	Score	RPI	S	Opponent	Score
8	A	Missouri St.	67 69	26	A	South Dakota	94 102	51	H	Creighton	63 53	105	A	Southern Ill.	73 65
8	H	Missouri St.	83 89	41	H	Iowa St.	86 81	66	A	UNI	78 91	105	H	Southern Ill.	91 76
15	A	Iowa	67 79	45	N	Purdue	47 67	66	H	UNI	104 87	114	N	Auburn	83 82
				50	A	Bradley	76 77	71	H	South Dakota St.	74 67	133	A	Valparaiso	83 79
				50	H	Bradley	85 72	74	A	Illinois St.	69 67	133	H	Valparaiso	87 66
								74	H	Illinois St.	87 82	155	A	Loyola Chicago	83 75
								92	A	Oklahoma	84 93	155	H	Loyola Chicago	80 52
												161	N	Maine	94 62
												180	A	Northern Ill.	73 49
												216	H	Western Ill.	94 75
												273	A	Indiana St.	92 71
												273	H	Indiana St.	105 65
												330	A	Evansville	66 51
												330	H	Evansville	108 44
LAST 10 Division I															
				66	A	UNI	78 91	273	A	Indiana St.	92 71				
				133	A	Valparaiso	83 79	330	A	Evansville	66 51				
				155	A	Loyola Chicago	83 75	8	H	Missouri St.	83 89				
				74	H	Illinois St.	87 82	105	H	Southern Ill.	91 76				
				50	H	Bradley	85 72	155	H	Loyola Chicago	80 52				

Non-Div I Games: Waldorf 103 18

Drake

Loss, Non-Conf, S Site, H Home A Away N Neutral

[illegible]

Drexel

Average RPI Win:	113	WON-LOST	WINNING	LAST 10	STRENGTH OF	OPP. STRENGTH	TEAM	ADJ.	CONF.	ADJ CONF.
Average RPI Loss:	58	RECORD	PCT. RANK	GAMES	SCHEDULE	OF SCHEDULE	RPI	RPI	RPI	RPI
DIV. I ONLY	18- 12	116	7-3	4	51	27	27	5	5	
DIV. I NON-CONF.	6- 5	151	0	2	49	27	27	4	4	
TOTALS	RPI 1-25	RPI 26-50	W-L RECORDS	RPI 51-100	RPI 101-150	RPI 150+				
18- 12	1- 5	3- 2	OVERALL	5- 3	5- 1	4- 1				
12- 3	0- 2	3- 0	HOME	4- 0	3- 1	2- 0				
6- 8	1- 3	0- 2	AWAY	1- 2	2- 0	2- 1				
0- 1	0- 0	0- 0	NEUTRAL	0- 1	0- 0	0- 0				
6- 5	0- 3	1- 1	NON-CONFERENCE	1- 1	1- 0	3- 0				
5- 1	0- 1	1- 0	HOME	1- 0	1- 0	2- 0				
1- 4	0- 2	0- 1	AWAY	0- 1	0- 0	1- 0				
0- 0	0- 0	0- 0	NEUTRAL	0- 0	0- 0	0- 0				
12- 7	1- 2	2- 1	CONFERENCE	4- 2	4- 1	1- 1				
7- 2	0- 1	2- 0	HOME	3- 0	2- 1	0- 0				
5- 4	1- 1	0- 1	AWAY	1- 1	2- 0	1- 1				
0- 1	0- 0	0- 0	NEUTRAL	0- 1	0- 0	0- 0				

RPI S	Opponent	Score	RPI S	Opponent	Score	Team's RPI: 27	RPI S	Opponent	Score	RPI S	Opponent	Score
1	A South Carolina	46 89	32	H Florida St.	66 64		56	H Penn	66 50	115	H Wake Forest	58 60
7	A Louisville	55 60	36	A FGCU	56 78		62	H Boston College	85 73	120	A Miami (FL)	74 55
11	H Northwestern	42 63	38	A Virginia Tech	56 70		62	N Boston College	77 84	123	H Notre Dame	50 47
16	A NC State	70 65	38	H Virginia Tech	72 67		75	A Virginia	63 66	139	H Davidson	82 52
16	H NC State	60 63	44	H Troy	99 85		75	H Virginia	62 47	147	A North Carolina	73 54
21	A Texas A&M	58 79					79	H Georgia Tech	58 46	147	H North Carolina	71 61
							89	A Nebraska	79 83	169	H Idaho St.	85 66
							100	A Syracuse	88 58	175	H High Point	93 57
										219	A UNLV	57 45
										225	A Clemson	58 62
										288	A Pittsburgh	73 56
LAST 10 Division I												
62	N Boston College	77 84	32	H Florida St.	66 64							
147	A North Carolina	73 54	288	A Pittsburgh	73 56							
38	A Virginia Tech	56 70	120	A Miami (FL)	74 55							
16	A NC State	70 65	147	H North Carolina	71 61							
75	H Virginia	62 47	16	H NC State	60 63							

Non-Div I Games:

Duke

Average RPI Win: 219	WON-LOST	WINNING	LAST 10	STRENGTH OF	OPP. STRENGTH	TEAM	ADJ.	CONF.	ADJ CONF.
Average RPI Loss: 108	RECORD	PCT. RANK	GAMES	SCHEDULE	OF SCHEDULE	RPI	RPI	RPI	RPI
DIV. I ONLY	20- 11	80	6-4	264	114	131	131	12	12
DIV. I NON-CONF.	10- 3	57	0	300	129	107	107	12	12
TOTALS	RPI 1-25	RPI 26-50	W-L RECORDS	RPI 51-100	RPI 101-150	RPI 150+			
20- 11	0- 0	0- 1	OVERALL	2- 4	1- 6	17- 0			
11- 3	0- 0	0- 0	HOME	1- 1	1- 2	9- 0			
9- 7	0- 0	0- 1	AWAY	1- 2	0- 4	8- 0			
0- 1	0- 0	0- 0	NEUTRAL	0- 1	0- 0	0- 0			
10- 3	0- 0	0- 0	NON-CONFERENCE	0- 2	1- 1	9- 0			
4- 1	0- 0	0- 0	HOME	0- 1	1- 0	3- 0			
6- 2	0- 0	0- 0	AWAY	0- 1	0- 1	6- 0			
0- 0	0- 0	0- 0	NEUTRAL	0- 0	0- 0	0- 0			
10- 8	0- 0	0- 1	CONFERENCE	2- 2	0- 5	8- 0			
7- 2	0- 0	0- 0	HOME	1- 0	0- 2	6- 0			
3- 5	0- 0	0- 1	AWAY	1- 1	0- 3	2- 0			
0- 1	0- 0	0- 0	NEUTRAL	0- 1	0- 0	0- 0			

RPI S	Opponent	Score	RPI S	Opponent	Score	RPI S	Opponent	Score	RPI S	Opponent	Score	Team's RPI: 131
			42 A Dayton		41 54	67 A Oklahoma St.		41 84	116 A Temple		72 85	
						86 A Saint Louis		50 53	125 A Richmond		64 67	
						87 H Fordham		74 63	139 A Davidson		76 79	
						87 N Fordham		47 54	143 A George Washington		60 65	
						90 A VCU		79 76	143 H George Washington		65 72	
						96 H Kent St.		75 77	148 H Toledo		79 74	
									149 H Massachusetts		77 81	
									168 A Lafayette		73 65	
									183 A Akron		88 63	
									186 A Manhattan		76 65	
									191 A Cornell		72 62	
									194 H La Salle		82 56	
									210 H Rhode Island		72 62	
									210 H Rhode Island		70 53	
									223 H Kennesaw St.		75 72	
									237 A Saint Joseph's		58 51	
									237 H Saint Joseph's		53 42	
									252 H George Mason		84 63	
									264 A Iona		76 74	
									274 H Saint Francis (PA)		72 69	
									288 A Pittsburgh		81 62	
									300 A St. Bonaventure		80 57	
									300 H St. Bonaventure		58 39	
									346 H Central Conn. St.		72 33	
LAST 10 Division I												
			87 N Fordham		47 54	210 H Rhode Island		72 62				
			210 H Rhode Island		70 53	139 A Davidson		76 79				
			300 A St. Bonaventure		80 57	125 A Richmond		64 67				
			87 H Fordham		74 63	237 H Saint Joseph's		53 42				
			143 H George Washington		65 72	90 A VCU		79 76				

Non-Div I Games:

Duquesne

■ Loss,
 ■ Non-Conf,
 ■ S Site,
 ■ H Home
 ■ A Away
 N Neutral

[illegible]

ETSU

ETSU

Page 87

East Carolina

Through Games Of March 12, 2020

Average RPI Win: 228	WON-LOST	WINNING	LAST 10	STRENGTH OF	OPP. STRENGTH	TEAM	ADJ.	CONF.	ADJ CONF.
Average RPI Loss: 117	RECORD	PCT. RANK	GAMES	SCHEDULE	OF SCHEDULE	RPI	RPI	RPI	RPI
DIV. I ONLY	9- 21	286	5-5	101	97	242	242	9	9
DIV. I NON-CONF.	3- 10	282	0	57	133	221	221	9	9
TOTALS	RPI 1-25	RPI 26-50	W-L RECORDS	RPI 51-100	RPI 101-150	RPI 150+			
9- 21	0- 2	0- 3	OVERALL	0- 6	1- 3	8- 7			
7- 7	0- 1	0- 1	HOME	0- 1	1- 1	6- 3			
2- 11	0- 0	0- 1	AWAY	0- 5	0- 1	2- 4			
0- 3	0- 1	0- 1	NEUTRAL	0- 0	0- 1	0- 0			
3- 10	0- 1	0- 2	NON-CONFERENCE	0- 4	0- 2	3- 1			
2- 4	0- 0	0- 1	HOME	0- 1	0- 1	2- 1			
1- 4	0- 0	0- 0	AWAY	0- 3	0- 1	1- 0			
0- 2	0- 1	0- 1	NEUTRAL	0- 0	0- 0	0- 0			
6- 11	0- 1	0- 1	CONFERENCE	0- 2	1- 1	5- 6			
5- 3	0- 1	0- 0	HOME	0- 0	1- 0	4- 2			
1- 7	0- 0	0- 1	AWAY	0- 2	0- 0	1- 4			
0- 1	0- 0	0- 0	NEUTRAL	0- 0	0- 1	0- 0			

RPI S	Opponent	Score	RPI S	Opponent	Score	RPI S	Opponent	Score	RPI S	Opponent	Score	Team's RPI: 242
4	H UConn	42 98	37	A UCF	55 91	60	H Charlotte	47 59	104	H William & Mary	68 78	
11	N Northwestern	45 64	42	N Dayton	68 94	61	A Cincinnati	53 76	115	A Wake Forest	53 76	
			46	H Middle Tenn.	66 68	68	A Georgia	50 67	116	H Temple	56 50	
						69	A South Fla.	52 81	116	N Temple	57 67	
						90	A VCU	40 53	165	A Wichita St.	55 57	
						97	A Liberty	66 81	165	H Wichita St.	53 61	
									174	H Tulane	53 50	
									195	A Memphis	61 57	
									195	H Memphis	71 65	
									214	A Houston	63 72	
									214	H Houston	53 50	
									233	A SMU	45 53	
									233	H SMU	47 55	
									258	A Tulsa	56 58	
									258	H Tulsa	59 42	
									261	H Howard	51 67	
									277	A Longwood	64 61	
									307	H UMES	57 42	
									317	H USC Upstate	69 48	
LAST 10 Division I												
116	N Temple	57 67	258	H Tulsa	59 42							
61	A Cincinnati	53 76	195	A Memphis	61 57							
174	H Tulane	53 50	233	A SMU	45 53							
69	A South Fla.	52 81	214	H Houston	53 50							
116	H Temple	56 50	165	A Wichita St.	55 57							

Non-Div I Games:

East Carolina

Loss, Non-Conf, S Site, H Home A Away N Neutral

Average RPI Win:	264	WON-LOST	WINNING	LAST 10	STRENGTH OF	OPP. STRENGTH	TEAM	ADJ.	CONF.	ADJ CONF.
Average RPI Loss:	139	RECORD	PCT. RANK	GAMES	SCHEDULE	OF SCHEDULE	RPI	RPI	RPI	RPI
DIV. I ONLY	18- 12	116	7-3	338	202	200	200	20	20	
DIV. I NON-CONF.	5- 5	164	0	349	114	308	308	23	23	
TOTALS	RPI 1-25	RPI 26-50	W-L RECORDS	RPI 51-100	RPI 101-150	RPI 150+				
18- 12	0- 0	1- 2	OVERALL	0- 3	0- 2	17- 5				
8- 5	0- 0	1- 0	HOME	0- 1	0- 1	7- 3				
8- 6	0- 0	0- 1	AWAY	0- 2	0- 1	8- 2				
2- 1	0- 0	0- 1	NEUTRAL	0- 0	0- 0	2- 0				
5- 5	0- 0	0- 0	NON-CONFERENCE	0- 0	0- 2	5- 3				
1- 3	0- 0	0- 0	HOME	0- 0	0- 1	1- 2				
3- 2	0- 0	0- 0	AWAY	0- 0	0- 1	3- 1				
1- 0	0- 0	0- 0	NEUTRAL	0- 0	0- 0	1- 0				
13- 7	0- 0	1- 2	CONFERENCE	0- 3	0- 0	12- 2				
7- 2	0- 0	1- 0	HOME	0- 1	0- 0	6- 1				
5- 4	0- 0	0- 1	AWAY	0- 2	0- 0	5- 1				
1- 1	0- 0	0- 1	NEUTRAL	0- 0	0- 0	1- 0				

RPI S	Opponent	Score	RPI S	Opponent	Score	RPI S	Opponent	Score	RPI S	Opponent	Score	Team's RPI: 200
48	A UT Martin	64 88	48	H UT Martin	74 70	55	A Belmont	45 69	133	H Valparaiso	66 78	
48	H UT Martin					88	A Southeast Mo. St.	56 72	150	A Wisconsin	55 63	
48	N UT Martin	52 63				88	H Southeast Mo. St.	65 77	155	H Loyola Chicago	51 67	
									173	A Austin Peay	76 47	
									173	H Austin Peay	73 72	
									180	A Northern Ill.	48 61	
									205	H Tennessee Tech	62 75	
									216	N Western Ill.	60 52	
									241	A Murray St.	87 92	
									241	H Murray St.	66 46	
									247	A Lipscomb	66 56	
									250	H Jacksonville St.	55 52	
									250	N Jacksonville St.	49 46	
									273	H Indiana St.	57 59	
									287	A Morehead St.	57 51	
									287	H Morehead St.	67 62	
									296	A Eastern Ky.	83 63	
									296	H Eastern Ky.	85 38	
									313	H Omaha	65 52	
									330	A Evansville	90 44	
									334	A Tennessee St.	73 52	
									338	A SIUE	65 62	
									338	H SIUE	77 71	
									341	A UIC	80 45	
LAST 10 Division I												
48	N UT Martin	52 63	241	H Murray St.	66 46							
250	N Jacksonville St.	49 46	48	A UT Martin	64 88							
338	A SIUE	65 62	338	H SIUE	77 71							
88	A Southeast Mo. St.	56 72	287	H Morehead St.	67 62							
173	H Austin Peay	73 72	296	H Eastern Ky.	85 38							

Non-Div I Games: Lindenwood (MO) 88 66

Eastern Ill.

■ Loss,
 ■ Non-Conf,
 ■ S Site,
 ■ Home
 ■ A Away
 N Neutral

Eastern Ky.

Through Games Of March 12, 2020

Average RPI Win: 277	WON-LOST	WINNING	LAST 10	STRENGTH OF	OPP. STRENGTH	TEAM	ADJ.	CONF.	ADJ CONF.
Average RPI Loss: 171	RECORD	PCT. RANK	GAMES	SCHEDULE	OF SCHEDULE	RPI	RPI	RPI	RPI
DIV. I ONLY	10- 18	263	3-7	321	232	296	296	20	20
DIV. I NON-CONF.	5- 5	164	0	283	172	211	211	23	23
TOTALS	RPI 1-25	RPI 26-50	W-L RECORDS	RPI 51-100	RPI 101-150	RPI 150+			
10- 18	0- 0	0- 1	OVERALL	0- 4	0- 2	10- 11			
4- 9	0- 0	0- 1	HOME	0- 2	0- 0	4- 6			
6- 9	0- 0	0- 0	AWAY	0- 2	0- 2	6- 5			
0- 0	0- 0	0- 0	NEUTRAL	0- 0	0- 0	0- 0			
5- 5	0- 0	0- 0	NON-CONFERENCE	0- 1	0- 2	5- 2			
2- 2	0- 0	0- 0	HOME	0- 0	0- 0	2- 2			
3- 3	0- 0	0- 0	AWAY	0- 1	0- 2	3- 0			
0- 0	0- 0	0- 0	NEUTRAL	0- 0	0- 0	0- 0			
5- 13	0- 0	0- 1	CONFERENCE	0- 3	0- 0	5- 9			
2- 7	0- 0	0- 1	HOME	0- 2	0- 0	2- 4			
3- 6	0- 0	0- 0	AWAY	0- 1	0- 0	3- 5			
0- 0	0- 0	0- 0	NEUTRAL	0- 0	0- 0	0- 0			

RPI S	Opponent	Score	RPI S	Opponent	Score	RPI S	Opponent	Score	RPI S	Opponent	Score	Team's RPI: 296
48	H UT Martin	50 65	55	A Belmont	48 68	101	A Butler	41 73				
			55	H Belmont	46 85	127	A Vanderbilt	69 75				
			59	A IUPUI	42 72	173	A Austin Peay	53 69				
			88	H Southeast Mo. St.	44 60	185	H Northern Ky.	69 62				
						195	A Memphis	63 60				
						200	A Eastern Ill.	38 85				
						200	H Eastern Ill.	63 83				
						205	A Tennessee Tech	82 87				
						205	H Tennessee Tech	42 60				
						207	H Chattanooga	71 65				
						231	H Miami (OH)	57 75				
						241	A Murray St.	65 66				
						250	A Jacksonville St.	54 68				
						250	H Jacksonville St.	33 43				
						259	H Youngstown St.	63 72				
						270	A Xavier	56 55				
						287	A Morehead St.	68 47				
						287	H Morehead St.	64 58				
						326	A Mercer	61 60				
						334	A Tennessee St.	61 55				
						334	H Tennessee St.	64 67				
						338	A SIUE	68 38				
						338	H SIUE	49 46				
LAST 10 Division I												
287	H Morehead St.	64 58	287	A Morehead St.	68 47							
241	A Murray St.	65 66	338	A SIUE	68 38							
55	H Belmont	46 85	200	A Eastern Ill.	38 85							
334	H Tennessee St.	64 67	88	H Southeast Mo. St.	44 60							
173	A Austin Peay	53 69	48	H UT Martin	50 65							

Non-Div I Games: Alice Lloyd 102 65

Eastern Ky.

Loss, Non-Conf, S Site, H Home A Away N Neutral

Average RPI Win: 193		WON-LOST	WINNING	LAST 10	STRENGTH OF	OPP. STRENGTH	TEAM	ADJ.	CONF.	ADJ CONF.
Average RPI Loss: 122		RECORD	PCT. RANK	GAMES	SCHEDULE	OF SCHEDULE	RPI	RPI	RPI	RPI
DIV. I ONLY		15- 15	174	6-4	162	123	160	160	10	10
DIV. I NON-CONF.		4- 6	212	0	274	248	253	253	10	10
TOTALS		RPI 1-25	RPI 26-50	W-L RECORDS	RPI 51-100	RPI 101-150	RPI 150+			
15- 15	0- 2		0- 1	OVERALL	4- 2	2- 3	9- 7			
8- 6	0- 1		0- 1	HOME	2- 1	1- 1	5- 2			
6- 9	0- 1		0- 0	AWAY	1- 1	1- 2	4- 5			
1- 0	0- 0		0- 0	NEUTRAL	1- 0	0- 0	0- 0			
4- 6	0- 0		0- 1	NON-CONFERENCE	1- 0	0- 2	3- 3			
2- 2	0- 0		0- 1	HOME	1- 0	0- 1	1- 0			
2- 4	0- 0		0- 0	AWAY	0- 0	0- 1	2- 3			
0- 0	0- 0		0- 0	NEUTRAL	0- 0	0- 0	0- 0			
11- 9	0- 2		0- 0	CONFERENCE	3- 2	2- 1	6- 4			
6- 4	0- 1		0- 0	HOME	1- 1	1- 0	4- 2			
4- 5	0- 1		0- 0	AWAY	1- 1	1- 1	2- 2			
1- 0	0- 0		0- 0	NEUTRAL	1- 0	0- 0	0- 0			

RPI 1-25				RPI 26-50				RPI 51-100				RPI 101+				Team's RPI: 160	
RPI	S	Opponent	Score	RPI	S	Opponent	Score	RPI	S	Opponent	Score	RPI	S	Opponent	Score		
22	A	Central Mich.	69 76	34	H	Michigan	38 57	76	A	Ball St.	54 59	102	A	Michigan St.	50 85		
22	H	Central Mich.	82 89					76	H	Ball St.	61 58	105	H	Southern Ill.	54 85		
								76	N	Ball St.	64 63	117	A	Buffalo	63 66		
								80	H	Ohio	65 75	148	A	Toledo	77 62		
								88	H	Southeast Mo. St.	69 64	148	H	Toledo	64 46		
								96	A	Kent St.	74 69	151	A	Western Mich.	83 79		
												151	H	Western Mich.	49 53		
												156	A	Binghamton	67 78		
												165	A	Wichita St.	52 63		
												180	A	Northern Ill.	59 65		
												180	H	Northern Ill.	76 69		
												180	H	Northern Ill.	62 55		
												183	A	Akron	81 88		
												183	H	Akron	53 64		
												231	H	Miami (OH)	80 53		
												253	A	Bowling Green	70 58		
												253	H	Bowling Green	78 61		
												259	A	Youngstown St.	77 79		
												333	A	Detroit Mercy	84 70		
												339	H	Purdue Fort Wayne	64 40		
												341	A	UIC	68 59		
EAST 10 Division I																	
				76	N	Ball St.	64 63	180	A	Northern Ill.	59 65						
				180	H	Northern Ill.	76 69	76	H	Ball St.	61 58						
				22	A	Central Mich.	69 76	183	H	Akron	53 64						
				151	H	Western Mich.	49 53	253	A	Bowling Green	70 58						
				148	H	Toledo	64 46	151	A	Western Mich.	83 79						

Non-Div I Games:	Olivet	95	38
------------------	--------	----	----

Eastern Mich.

Loss, Non-Conf, S Site, H Home A Away N Neutral

Average RPI Win:	278	WON-LOST	WINNING	LAST 10	STRENGTH OF	OPP. STRENGTH	TEAM	ADJ.	CONF.	ADJ CONF.
Average RPI Loss:	152	RECORD	PCT. RANK	GAMES	SCHEDULE	OF SCHEDULE	RPI	RPI	RPI	RPI
DIV. I ONLY	3- 26	338	2-8	117	199	315	315	18	18	
DIV. I NON-CONF.	0- 8	338	0	7	85	238	238	17	17	
TOTALS	RPI 1-25	RPI 26-50	W-L RECORDS	RPI 51-100	RPI 101-150	RPI 150+				
3- 26	0- 2	0- 1	OVERALL	0- 5	0- 2	3- 16				
2- 10	0- 0	0- 0	HOME	0- 3	0- 0	2- 7				
1- 14	0- 2	0- 0	AWAY	0- 2	0- 2	1- 8				
0- 2	0- 0	0- 1	NEUTRAL	0- 0	0- 0	0- 1				
0- 8	0- 2	0- 1	NON-CONFERENCE	0- 1	0- 2	0- 2				
0- 2	0- 0	0- 0	HOME	0- 1	0- 0	0- 1				
0- 5	0- 2	0- 0	AWAY	0- 0	0- 2	0- 1				
0- 1	0- 0	0- 1	NEUTRAL	0- 0	0- 0	0- 0				
3- 18	0- 0	0- 0	CONFERENCE	0- 4	0- 0	3- 14				
2- 8	0- 0	0- 0	HOME	0- 2	0- 0	2- 6				
1- 9	0- 0	0- 0	AWAY	0- 2	0- 0	1- 7				
0- 1	0- 0	0- 0	NEUTRAL	0- 0	0- 0	0- 1				

RPI 1-25				RPI 26-50				RPI 51-100				RPI 101+ Team's RPI: 315			
RPI	S	Opponent	Score	RPI	S	Opponent	Score	RPI	S	Opponent	Score	RPI	S	Opponent	Score
6	A	Stanford	27 92	50	N	Bradley	46 66	57	A	Montana St.	47 79	106	A	Utah	49 87
12	A	Gonzaga	44 84					57	H	Montana St.	85 89	146	A	San Jose St.	66 84
								83	H	Boise St.	61 63	162	A	Montana	54 92
								99	A	Idaho	60 69	162	H	Montana	56 77
								99	H	Idaho	46 75	163	A	Northern Ariz.	58 63
												163	H	Northern Ariz.	62 70
												169	A	Idaho St.	49 77
												169	H	Idaho St.	47 67
												178	H	Pepperdine	52 53
												189	A	Southern Utah	50 71
												189	H	Southern Utah	67 70
												197	A	Portland St.	58 75
												197	H	Portland St.	79 75
												197	N	Portland St.	70 83
												204	A	UMKC	55 66
												226	A	Northern Colo.	42 63
												226	H	Northern Colo.	61 67
												309	A	Sacramento St.	78 73
												309	H	Sacramento St.	67 74
												327	A	Weber St.	77 83
												327	H	Weber St.	63 53
LAST 10 Division I															
				197	N	Portland St.	70 83	163	A	Northern Ariz.	58 63				
				327	A	Weber St.	77 83	309	A	Sacramento St.	78 73				
				169	A	Idaho St.	49 77	197	H	Portland St.	79 75				
				226	H	Northern Colo.	61 67	99	H	Idaho	46 75				
				189	H	Southern Utah	67 70	57	A	Montana St.	47 79				

Non-Div I Games: Northwest Chrst. 81 62

Eastern Wash.

■ Loss,
■ Non-Conf,
■ S Site,
■ Home
■ A Away
N Neutral

Average RPI Win:	263	WON-LOST	WINNING	LAST 10	STRENGTH OF	OPP. STRENGTH	TEAM	ADJ.	CONF.	ADJ CONF.
Average RPI Loss:	93	RECORD	PCT. RANK	GAMES	SCHEDULE	OF SCHEDULE	RPI	RPI	RPI	RPI
DIV. I ONLY	13- 16	205	4-5	125	167	181	181	14	14	
DIV. I NON-CONF.	4- 6	212	0	44	242	130	130	13	13	
TOTALS	RPI 1-25	RPI 26-50	W-L RECORDS	RPI 51-100	RPI 101-150	RPI 150+				
13- 16	0- 1	0- 4	OVERALL	0- 3	0- 6	13- 2				
7- 6	0- 0	0- 2	HOME	0- 0	0- 3	7- 1				
6- 8	0- 1	0- 2	AWAY	0- 1	0- 3	6- 1				
0- 2	0- 0	0- 0	NEUTRAL	0- 2	0- 0	0- 0				
4- 6	0- 1	0- 0	NON-CONFERENCE	0- 3	0- 2	4- 0				
2- 1	0- 0	0- 0	HOME	0- 0	0- 1	2- 0				
2- 3	0- 1	0- 0	AWAY	0- 1	0- 1	2- 0				
0- 2	0- 0	0- 0	NEUTRAL	0- 2	0- 0	0- 0				
9- 10	0- 0	0- 4	CONFERENCE	0- 0	0- 4	9- 2				
5- 5	0- 0	0- 2	HOME	0- 0	0- 2	5- 1				
4- 5	0- 0	0- 2	AWAY	0- 0	0- 2	4- 1				
0- 0	0- 0	0- 0	NEUTRAL	0- 0	0- 0	0- 0				

RPI	S	Opponent	Score	RPI	S	Opponent	Score	RPI	S	Opponent	Score	RPI	S	Opponent	Score	Team's RPI: 181
16	A	NC State	49 62	29	A	James Madison	48 61	54	A	Marist	55 63	104	A	William & Mary	61 74	
				29	H	James Madison	58 61	59	N	IUPUI	53 59	104	H	William & Mary	77 84	
				39	A	Drexel	47 66	98	N	Coastal Caro.	65 76	115	H	Wake Forest	57 69	
				39	H	Drexel	53 55					144	A	Northeastern	65 68	
												144	H	Northeastern	45 69	
												147	A	North Carolina	46 76	
												182	A	Delaware	60 73	
												182	H	Delaware	56 65	
												192	A	Towson	74 61	
												192	H	Towson	68 52	
												196	A	Furman	87 76	
												219	A	UNLV	50 44	
												228	H	Appalachian St.	67 66	
												262	A	UNCW	60 57	
												262	H	UNCW	77 53	
												268	A	Col. of Charleston	85 57	
												268	H	Col. of Charleston	90 48	
												329	A	Hofstra	69 56	
												329	H	Hofstra	67 50	
												329	H	Hofstra	71 51	
												342	H	Western Caro.	68 24	
LAST 10 Division I																
329	H	Hofstra	71 51	182	A	Delaware	60 73									
192	H	Towson	68 52	144	H	Northeastern	45 69									
29	H	James Madison	58 61	329	H	Hofstra	67 50									
104	A	William & Mary	61 74	268	A	Col. of Charleston	85 57									
39	A	Drexel	47 66	262	A	UNCW	60 57									

Non-Div I Games: Newberry 73 53

Elon

Average RPI Win:	295	WON-LOST	WINNING	LAST 10	STRENGTH OF	OPP. STRENGTH	TEAM	ADJ.	CONF.	ADJ CONF.
Average RPI Loss:	138	RECORD	PCT. RANK	GAMES	SCHEDULE	OF SCHEDULE	RPI	RPI	RPI	RPI
DIV. I ONLY	2- 26	347	0-9	174	131	330	330	8	8	
DIV. I NON-CONF.	2- 8	295	0	340	335	346	346	7	7	
TOTALS	RPI 1-25	RPI 26-50	W-L RECORDS	RPI 51-100	RPI 101-150	RPI 150+				
2- 26	0- 4	0- 2	OVERALL	0- 5	0- 4	2- 11				
2- 11	0- 2	0- 1	HOME	0- 2	0- 2	2- 4				
0- 15	0- 2	0- 1	AWAY	0- 3	0- 2	0- 7				
0- 0	0- 0	0- 0	NEUTRAL	0- 0	0- 0	0- 0				
2- 8	0- 0	0- 0	NON-CONFERENCE	0- 1	0- 0	2- 7				
2- 2	0- 0	0- 0	HOME	0- 0	0- 0	2- 2				
0- 6	0- 0	0- 0	AWAY	0- 1	0- 0	0- 5				
0- 0	0- 0	0- 0	NEUTRAL	0- 0	0- 0	0- 0				
0- 18	0- 4	0- 2	CONFERENCE	0- 4	0- 4	0- 4				
0- 9	0- 2	0- 1	HOME	0- 2	0- 2	0- 2				
0- 9	0- 2	0- 1	AWAY	0- 2	0- 2	0- 2				
0- 0	0- 0	0- 0	NEUTRAL	0- 0	0- 0	0- 0				

RPI S	Opponent	Score	RPI S	Opponent	Score	RPI S	Opponent	Score	RPI S	Opponent	Score	Team's RPI: 330
8	A Missouri St.	62 76	50	A Bradley	51 82	66	A UNI	60 76	105	A Southern Ill.	60 99	
8	H Missouri St.	55 81	50	H Bradley	53 71	66	H UNI	49 67	105	H Southern Ill.	57 70	
25	A Drake	44 108				74	A Illinois St.	58 81	133	A Valparaiso	54 72	
25	H Drake	51 66				74	H Illinois St.	51 68	133	H Valparaiso	66 88	
						88	A Southeast Mo. St.	60 83	155	A Loyola Chicago	47 77	
									155	H Loyola Chicago	61 71	
									173	A Austin Peay	64 80	
									200	H Eastern Ill.	44 90	
									202	A Illinois	44 59	
									231	A Miami (OH)	64 72	
									240	H Marshall	66 62	
									241	H Murray St.	59 61	
									273	A Indiana St.	58 68	
									273	H Indiana St.	58 70	
									338	A SIUE	74 85	
									339	A Purdue Fort Wayne	64 67	
									349	H Chicago St.	76 42	
LAST 10 Division I												
50	H Bradley	53 71	66	H UNI	49 67							
74	H Illinois St.	51 68	25	H Drake	51 66							
273	H Indiana St.	58 70	155	A Loyola Chicago	47 77							
105	A Southern Ill.	60 99	133	A Valparaiso	54 72							
8	A Missouri St.	62 76	273	A Indiana St.	58 68							

Non-Div I Games: Brescia 77 61

Evansville

Loss, Non-Conf, S Site, H Home A Away N Neutral

Average RPI Win: 182	WON-LOST	WINNING	LAST 10	STRENGTH OF	OPP. STRENGTH	TEAM	ADJ.	CONF.	ADJ CONF.
Average RPI Loss: 62	RECORD	PCT. RANK	GAMES	SCHEDULE	OF SCHEDULE	RPI	RPI	RPI	RPI
DIV. I ONLY	27- 3	8	9-1	196	99	36	36	15	15
DIV. I NON-CONF.	10- 2	29	0	119	22	34	34	14	14
TOTALS	RPI 1-25	RPI 26-50	W-L RECORDS	RPI 51-100	RPI 101-150	RPI 150+			
27- 3	0- 1	2- 1	OVERALL	4- 0	6- 1	15- 0			
12- 2	0- 0	2- 1	HOME	1- 0	2- 1	7- 0			
11- 1	0- 1	0- 0	AWAY	1- 0	3- 0	7- 0			
4- 0	0- 0	0- 0	NEUTRAL	2- 0	1- 0	1- 0			
10- 2	0- 1	2- 1	NON-CONFERENCE	2- 0	2- 0	4- 0			
3- 1	0- 0	2- 1	HOME	0- 0	0- 0	1- 0			
3- 1	0- 1	0- 0	AWAY	0- 0	1- 0	2- 0			
4- 0	0- 0	0- 0	NEUTRAL	2- 0	1- 0	1- 0			
17- 1	0- 0	0- 0	CONFERENCE	2- 0	4- 1	11- 0			
9- 1	0- 0	0- 0	HOME	1- 0	2- 1	6- 0			
8- 0	0- 0	0- 0	AWAY	1- 0	2- 0	5- 0			
0- 0	0- 0	0- 0	NEUTRAL	0- 0	0- 0	0- 0			

RPI 1-25				RPI 26-50				Team's RPI: 36		RPI 51-100				RPI 101+			
RPI	S	Opponent	Score	RPI	S	Opponent	Score		RPI	S	Opponent	Score	RPI	S	Opponent	Score	
9	A	Princeton	53 67	27	H	Duke	78 56		69	N	South Fla.	81 77	116	A	Temple	93 67	
				35	H	LSU	63 74		71	N	South Dakota St.	71 70	119	A	North Florida	72 50	
				37	H	UCF	72 50		97	A	Liberty	74 65	119	H	North Florida	73 57	
									97	H	Liberty	64 57	119	H	North Florida	76 65	
													123	N	Notre Dame	69 60	
													142	A	North Ala.	74 63	
													142	H	North Ala.	55 61	
													164	A	Jacksonville	81 68	
													164	H	Jacksonville	77 64	
													214	A	Houston	57 45	
													223	A	Kennesaw St.	89 64	
													223	H	Kennesaw St.	80 63	
													229	A	Stetson	89 47	
													229	H	Stetson	67 54	
													247	A	Lipscomb	78 45	
													247	H	Lipscomb	105 71	
													247	H	Lipscomb	82 56	
													274	N	Saint Francis (PA)	97 64	
													310	A	FIU	100 54	
													331	A	NJIT	68 39	
													331	H	NJIT	82 39	
													346	H	Central Conn. St.	94 60	
LAST 10 Division I																	
				119	H	North Florida	73 57					223	A	Kennesaw St.	89 64		
				247	H	Lipscomb	105 71					247	A	Lipscomb	78 45		
				164	H	Jacksonville	77 64					229	H	Stetson	67 54		
				142	H	North Ala.	55 61					119	H	North Florida	76 65		
				331	A	NJIT	68 39					164	A	Jacksonville	81 68		

Non-Div I Games: Webber Int'l 99 48 Fla. Memorial 91 47 Johnson & Wales (FL89 56

FGCU

Loss, Non-Conf, S Site, H Home A Away N Neutral

Average RPI Win:	289	WON-LOST	WINNING	LAST 10	STRENGTH OF	OPP. STRENGTH	TEAM	ADJ.	CONF.	ADJ CONF.
Average RPI Loss:	157	RECORD	PCT. RANK	GAMES	SCHEDULE	OF SCHEDULE	RPI	RPI	RPI	RPI
DIV. I ONLY	6- 23	318	2-8	193	203	310	310	13	13	
DIV. I NON-CONF.	3- 8	268	0	209	337	296	296	16	16	
TOTALS	RPI 1-25	RPI 26-50	W-L RECORDS	RPI 51-100	RPI 101-150	RPI 150+				
6- 23	0- 0	0- 4	OVERALL	0- 3	0- 3	6- 13				
3- 14	0- 0	0- 2	HOME	0- 2	0- 2	3- 8				
3- 9	0- 0	0- 2	AWAY	0- 1	0- 1	3- 5				
0- 0	0- 0	0- 0	NEUTRAL	0- 0	0- 0	0- 0				
3- 8	0- 0	0- 1	NON-CONFERENCE	0- 0	0- 2	3- 5				
1- 7	0- 0	0- 1	HOME	0- 0	0- 2	1- 4				
2- 1	0- 0	0- 0	AWAY	0- 0	0- 0	2- 1				
0- 0	0- 0	0- 0	NEUTRAL	0- 0	0- 0	0- 0				
3- 15	0- 0	0- 3	CONFERENCE	0- 3	0- 1	3- 8				
2- 7	0- 0	0- 1	HOME	0- 2	0- 0	2- 4				
1- 8	0- 0	0- 2	AWAY	0- 1	0- 1	1- 4				
0- 0	0- 0	0- 0	NEUTRAL	0- 0	0- 0	0- 0				

RPI S	Opponent	Score	RPI S	Opponent	Score	RPI S	Opponent	Score	RPI S	Opponent	Score	Team's RPI: 310
31	A Western Ky.	51 71	53	H Rice	47 68	108	A UAB	58 71				
33	H Old Dominion	39 66	60	A Charlotte	31 49	119	H North Florida	49 64				
36	H FGCU	54 100	60	H Charlotte	50 64	130	H Bethune-Cookman	60 65				
46	A Middle Tenn.	56 72				164	A Jacksonville	52 77				
						173	H Austin Peay	56 58				
						185	H Northern Ky.	45 67				
						208	A Fla. Atlantic	42 54				
						208	H Fla. Atlantic	61 64				
						209	A UTEP	34 64				
						212	H Southern Miss.	53 58				
						224	H Brown	57 72				
						235	H North Texas	58 56				
						240	A Marshall	68 65				
						240	H Marshall	57 59				
						249	A Louisiana Tech	52 62				
						249	H Louisiana Tech	44 68				
						278	A N.C. Central	59 58				
						290	H Oakland	49 58				
						316	A Georgia St.	70 63				
						321	A UTSA	45 60				
						321	H UTSA	71 63				
						344	H Grambling	56 55				
LAST 10 Division I												
321	H UTSA	71 63	212	H Southern Miss.	53 58							
240	H Marshall	57 59	249	H Louisiana Tech	44 68							
60	A Charlotte	31 49	208	H Fla. Atlantic	61 64							
249	A Louisiana Tech	52 62	31	A Western Ky.	51 71							
208	A Fla. Atlantic	42 54	240	A Marshall	68 65							

Non-Div I Games:

FIU

FairfieldFairfield

Fairfield

Page 97

RPI	S	Opponent	Score
332	A	LIU Brooklyn	63 68
332	H	LIU Brooklyn	64 50
346	A	Central Conn. St.	63 55
346	H	Central Conn. St.	66 47

F
a
i
r
l
e
i
g
h
D
i
c
k
i
n
s
o
n

F
a
i
r
l
e
i
g
h
D
i
c
k
i
n
s
o
n

Fairleigh Dickinson

Fla. Atlantic

Through Games Of March 12, 2020

Average RPI Win:	240	WON-LOST	WINNING	LAST 10	STRENGTH OF	OPP. STRENGTH	TEAM	ADJ.	CONF.	ADJ CONF.
Average RPI Loss:	118	RECORD	PCT. RANK	GAMES	SCHEDULE	OF SCHEDULE	RPI	RPI	RPI	RPI
DIV. I ONLY	13- 17	212	4-6	154	153	208	208	13	13	
DIV. I NON-CONF.	6- 5	151	0	216	196	194	194	16	16	
TOTALS	RPI 1-25	RPI 26-50	W-L RECORDS	RPI 51-100	RPI 101-150	RPI 150+				
13- 17	0- 1	0- 5	OVERALL	1- 1	1- 4	11- 6				
9- 7	0- 0	0- 2	HOME	1- 1	0- 2	8- 2				
4- 9	0- 1	0- 3	AWAY	0- 0	1- 2	3- 3				
0- 1	0- 0	0- 0	NEUTRAL	0- 0	0- 0	0- 1				
6- 5	0- 1	0- 0	NON-CONFERENCE	0- 0	1- 3	5- 1				
4- 3	0- 0	0- 0	HOME	0- 0	0- 2	4- 1				
2- 2	0- 1	0- 0	AWAY	0- 0	1- 1	1- 0				
0- 0	0- 0	0- 0	NEUTRAL	0- 0	0- 0	0- 0				
7- 12	0- 0	0- 5	CONFERENCE	1- 1	0- 1	6- 5				
5- 4	0- 0	0- 2	HOME	1- 1	0- 0	4- 1				
2- 7	0- 0	0- 3	AWAY	0- 0	0- 1	2- 3				
0- 1	0- 0	0- 0	NEUTRAL	0- 0	0- 0	0- 1				

RPI 1-25				RPI 26-50				RPI 51-100				RPI 101+				Team's RPI: 208	
RPI	S	Opponent	Score	RPI	S	Opponent	Score	RPI	S	Opponent	Score	RPI	S	Opponent	Score		
15	A	Iowa	53 85	31	A	Western Ky.	59 68	53	H	Rice	69 78	108	A	UAB	73 92		
				31	H	Western Ky.	56 69	60	H	Charlotte	65 44	121	H	Harvard	51 65		
				33	A	Old Dominion	49 60					125	A	Richmond	55 57		
				33	H	Old Dominion	63 75					132	H	Kansas	60 90		
				46	A	Middle Tenn.	66 81					137	A	Hampton	64 63		
												151	A	Western Mich.	80 79		
												196	H	Furman	63 69		
												206	H	Little Rock	79 72		
												209	A	UTEP	65 96		
												209	N	UTEP	67 95		
												212	A	Southern Miss.	55 59		
												212	H	Southern Miss.	67 71		
												235	H	North Texas	84 78		
												240	A	Marshall	75 85		
												240	H	Marshall	68 50		
												249	H	Louisiana Tech	77 75		
												276	H	Siena	83 39		
												279	H	Loyola Maryland	72 61		
												310	A	FIU	64 61		
												310	H	FIU	54 42		
												321	A	UTSA	80 53		
												346	H	Central Conn. St.	72 54		
LAST 10 Division I																	
				209	N	UTEP	67 95	310	H	FIU	54 42						
				240	H	Marshall	68 50	249	H	Louisiana Tech	77 75						
				212	A	Southern Miss.	55 59	212	H	Southern Miss.	67 71						
				33	A	Old Dominion	49 60	310	A	FIU	64 61						
				31	H	Western Ky.	56 69	240	A	Marshall	75 85						

Non-Div I Games:

Fla. Atlantic

Loss, Non-Conf, S Site, H Home A Away N Neutral

Average RPI Win:	214	WON-LOST	WINNING	LAST 10	STRENGTH OF	OPP. STRENGTH	TEAM	ADJ.	CONF.	ADJ CONF.
Average RPI Loss:	48	RECORD	PCT. RANK	GAMES	SCHEDULE	OF SCHEDULE	RPI	RPI	RPI	RPI
DIV. I ONLY	15- 15	174	4-6	102	53	138	138	4	4	
DIV. I NON-CONF.	9- 4	84	0	310	195	192	192	5	5	
TOTALS	RPI 1-25	RPI 26-50	W-L RECORDS	RPI 51-100	RPI 101-150	RPI 150+				
15- 15	1- 5	1- 4	OVERALL	0- 4	3- 2	10- 0				
9- 7	0- 3	1- 2	HOME	0- 2	2- 0	6- 0				
5- 6	1- 2	0- 1	AWAY	0- 2	1- 1	3- 0				
1- 2	0- 0	0- 1	NEUTRAL	0- 0	0- 1	1- 0				
9- 4	0- 1	0- 1	NON-CONFERENCE	0- 0	1- 2	8- 0				
6- 2	0- 1	0- 1	HOME	0- 0	1- 0	5- 0				
2- 1	0- 0	0- 0	AWAY	0- 0	0- 1	2- 0				
1- 1	0- 0	0- 0	NEUTRAL	0- 0	0- 1	1- 0				
6- 11	1- 4	1- 3	CONFERENCE	0- 4	2- 0	2- 0				
3- 5	0- 2	1- 1	HOME	0- 2	1- 0	1- 0				
3- 5	1- 2	0- 1	AWAY	0- 2	1- 0	1- 0				
0- 1	0- 0	0- 1	NEUTRAL	0- 0	0- 0	0- 0				

RPI	S	Opponent	Score	RPI	S	Opponent	Score	RPI	S	Opponent	Score	RPI	S	Opponent	Score	Team's RPI: 138
1	H	South Carolina	67 100	30	A	Arkansas	57 79	65	H	Tennessee	50 78	114	A	Auburn	83 63	
10	A	Mississippi St.	47 93	30	H	Arkansas	83 80	68	A	Georgia	59 65	115	N	Wake Forest	68 73	
14	H	Indiana	49 73	32	H	Florida St.	55 66	68	H	Georgia	43 49	127	H	Vanderbilt	68 60	
21	A	Texas A&M	42 69	35	H	LSU	68 77	72	A	Alabama	62 69	132	A	Kansas	66 76	
24	A	Kentucky	70 62	35	N	LSU	59 73					139	H	Davidson	55 50	
24	H	Kentucky	45 65									152	H	Samford	84 48	
												176	A	Missouri	75 67	
												270	N	Xavier	67 64	
												277	H	Longwood	71 54	
												292	H	Presbyterian	60 46	
												301	H	Ole Miss	74 72	
												306	A	Prairie View	51 44	
												326	H	Mercer	71 50	
												336	H	Florida A&M	84 40	
												344	A	Grambling	72 65	
LAST 10 Division I																
35	N	LSU	59 73	176	A	Missouri	75 67									
68	A	Georgia	59 65	301	H	Ole Miss	74 72									
1	H	South Carolina	67 100	68	H	Georgia	43 49									
30	H	Arkansas	83 80	24	A	Kentucky	70 62									
72	A	Alabama	62 69	35	H	LSU	68 77									

Non-Div I Games:

Florida

■ Loss,
 ■ Non-Conf,
 ■ S Site,
 ■ H Home
 ■ A Away
 N Neutral

Florida A&M

Through Games Of March 12, 2020

Average RPI Win:	336	WON-LOST	WINNING	LAST 10	STRENGTH OF	OPP. STRENGTH	TEAM	ADJ.	CONF.	ADJ CONF.
Average RPI Loss:	212	RECORD	PCT. RANK	GAMES	SCHEDULE	OF SCHEDULE	RPI	RPI	RPI	RPI
DIV. I ONLY	4- 21	328	2-8	297	349	336	336	29	29	
DIV. I NON-CONF.	0- 9	338	0	278	345	347	347	29	29	
TOTALS	RPI 1-25	RPI 26-50	W-L RECORDS	RPI 51-100	RPI 101-150	RPI 150+				
4- 21	0- 0	0- 1	OVERALL	0- 0	0- 4	4- 16				
2- 8	0- 0	0- 0	HOME	0- 0	0- 1	2- 7				
2- 13	0- 0	0- 1	AWAY	0- 0	0- 3	2- 9				
0- 0	0- 0	0- 0	NEUTRAL	0- 0	0- 0	0- 0				
0- 9	0- 0	0- 1	NON-CONFERENCE	0- 0	0- 2	0- 6				
0- 2	0- 0	0- 0	HOME	0- 0	0- 0	0- 2				
0- 7	0- 0	0- 1	AWAY	0- 0	0- 2	0- 4				
0- 0	0- 0	0- 0	NEUTRAL	0- 0	0- 0	0- 0				
4- 12	0- 0	0- 0	CONFERENCE	0- 0	0- 2	4- 10				
2- 6	0- 0	0- 0	HOME	0- 0	0- 1	2- 5				
2- 6	0- 0	0- 0	AWAY	0- 0	0- 1	2- 5				
0- 0	0- 0	0- 0	NEUTRAL	0- 0	0- 0	0- 0				

RPI S	Opponent	Score	RPI S	Opponent	Score	RPI S	Opponent	Score	RPI S	Opponent	Score	Team's RPI: 336
35	A LSU	45 73							130	A Bethune-Cookman	64 66	
									130	H Bethune-Cookman	57 78	
									135	A Texas Tech	60 98	
									138	A Florida	40 84	
									153	A Norfolk St.	51 59	
									153	H Norfolk St.	62 69	
									164	H Jacksonville	54 88	
									184	A N.C. A&T	44 71	
									184	H N.C. A&T	49 66	
									222	H Morgan St.	47 59	
									232	H Alabama A&M	53 77	
									250	A Jacksonville St.	67 72	
									261	A Howard	58 72	
									261	H Howard	56 82	
									275	A Delaware St.	53 61	
									278	A N.C. Central	57 66	
									278	H N.C. Central	70 71	
									307	A UMES	81 71	
									317	A USC Upstate	61 74	
									323	A Alcorn	42 58	
									337	H Coppin St.	58 48	
									350	A South Carolina St.	44 39	
									350	H South Carolina St.	57 45	
									351	A Mississippi Val.	70 71	
LAST 10 Division I												
130	A Bethune-Cookman	64 66	184	H N.C. A&T	49 66							
350	H South Carolina St.	57 45	261	H Howard	56 82							
153	H Norfolk St.	62 69	130	H Bethune-Cookman	57 78							
307	A UMES	81 71	153	A Norfolk St.	51 59							
275	A Delaware St.	53 61	261	A Howard	58 72							

Non-Div I Games: Johnson (FL) 102 40 Trinity Baptist 103 54

Florida A&M

Loss, Non-Conf, S Site, H Home A Away N Neutral

Average RPI Win: 129	WON-LOST	WINNING	LAST 10	STRENGTH OF	OPP. STRENGTH	TEAM	ADJ.	CONF.	ADJ CONF.
Average RPI Loss: 63	RECORD	PCT. RANK	GAMES	SCHEDULE	OF SCHEDULE	RPI	RPI	RPI	RPI
DIV. I ONLY	24- 8	40	6-4	64	37	32	32	5	5
DIV. I NON-CONF.	11- 0	1	0	146	44	11	11	4	4
TOTALS	RPI 1-25	RPI 26-50	W-L RECORDS	RPI 51-100	RPI 101-150	RPI 150+			
24- 8	3- 2	3- 1	OVERALL	2- 4	9- 1	7- 0			
12- 3	0- 0	1- 0	HOME	2- 2	5- 1	4- 0			
8- 4	1- 1	1- 1	AWAY	0- 2	3- 0	3- 0			
4- 1	2- 1	1- 0	NEUTRAL	0- 0	1- 0	0- 0			
11- 0	1- 0	2- 0	NON-CONFERENCE	1- 0	3- 0	4- 0			
6- 0	0- 0	0- 0	HOME	1- 0	2- 0	3- 0			
3- 0	0- 0	1- 0	AWAY	0- 0	1- 0	1- 0			
2- 0	1- 0	1- 0	NEUTRAL	0- 0	0- 0	0- 0			
13- 8	2- 2	1- 1	CONFERENCE	1- 4	6- 1	3- 0			
6- 3	0- 0	1- 0	HOME	1- 2	3- 1	1- 0			
5- 4	1- 1	0- 1	AWAY	0- 2	2- 0	2- 0			
2- 1	1- 1	0- 0	NEUTRAL	0- 0	1- 0	0- 0			

RPI 1-25				RPI 26-50				Team's RPI: 32	RPI 51-100				RPI 101+			
RPI	S	Opponent	Score	RPI	S	Opponent	Score		RPI	S	Opponent	Score	RPI	S	Opponent	Score
7	A	Louisville	67 59	27	A	Duke	64 66		58	H	St. John's (NY)	74 70	102	H	Michigan St.	78 68
7	N	Louisville	62 60	34	N	Michigan	79 69		62	H	Boston College	56 65	115	A	Wake Forest	70 65
16	A	NC State	51 68	35	A	LSU	70 62		75	H	Virginia	63 55	115	H	Wake Forest	78 67
16	N	NC State	66 71	38	H	Virginia Tech	86 62		79	A	Georgia Tech	62 65	115	N	Wake Forest	76 47
21	N	Texas A&M	80 58						79	H	Georgia Tech	52 67	119	H	North Florida	70 41
									100	A	Syracuse	89 90	120	A	Miami (FL)	73 62
													120	H	Miami (FL)	79 61
													123	H	Notre Dame	67 70
													138	A	Florida	66 55
													147	H	North Carolina	78 64
													152	H	Samford	88 59
													164	H	Jacksonville	75 41
													225	A	Clemson	81 64
													225	H	Clemson	81 54
													288	A	Pittsburgh	66 41
													341	A	UIC	86 42
													343	H	Charleston So.	88 36
LAST 10 Division I																
16	N	NC State	66 71	79	A	Georgia Tech	62 65									
7	N	Louisville	62 60	115	H	Wake Forest	78 67									
115	N	Wake Forest	76 47	27	A	Duke	64 66									
123	H	Notre Dame	67 70	75	H	Virginia	63 55									
225	H	Clemson	81 54	7	A	Louisville	67 59									

Non-Div I Games:

Florida St.

■ Loss,
 ■ Non-Conf,
 S Site,
 ■ Home
 ■ Away
 N Neutral

F
o
r
d
h
a
m

F
o
r
d
h
a
m

Fordham

Page 104

**F
r
e
s
n
o
s
t
.**

F
r
e
s
n
o
s
t
.

Fresno St.

Page 105

Average RPI Win:	244	WON-LOST	WINNING	LAST 10	STRENGTH OF	OPP. STRENGTH	TEAM	ADJ.	CONF.	ADJ CONF.
Average RPI Loss:	174	RECORD	PCT. RANK	GAMES	SCHEDULE	OF SCHEDULE	RPI	RPI	RPI	RPI
DIV. I ONLY	16- 12	131	5-5	325	198	196	196	27	27	
DIV. I NON-CONF.	7- 5	131	0	241	74	134	134	21	21	
TOTALS	RPI 1-25	RPI 26-50	W-L RECORDS	RPI 51-100	RPI 101-150	RPI 150+				
16- 12	0- 0	0- 1	OVERALL	0- 1	2- 3	14- 7				
8- 3	0- 0	0- 0	HOME	0- 0	1- 1	7- 2				
6- 8	0- 0	0- 1	AWAY	0- 1	1- 2	5- 4				
2- 1	0- 0	0- 0	NEUTRAL	0- 0	0- 0	2- 1				
7- 5	0- 0	0- 1	NON-CONFERENCE	0- 1	2- 1	5- 2				
3- 1	0- 0	0- 0	HOME	0- 0	1- 0	2- 1				
3- 4	0- 0	0- 1	AWAY	0- 1	1- 1	2- 1				
1- 0	0- 0	0- 0	NEUTRAL	0- 0	0- 0	1- 0				
9- 7	0- 0	0- 0	CONFERENCE	0- 0	0- 2	9- 5				
5- 2	0- 0	0- 0	HOME	0- 0	0- 1	5- 1				
3- 4	0- 0	0- 0	AWAY	0- 0	0- 1	3- 3				
1- 1	0- 0	0- 0	NEUTRAL	0- 0	0- 0	1- 1				

RPI 1-25			RPI 26-50			RPI 51-100			RPI 101+ Team's RPI: 196		
RPI	S	Opponent	Score	RPI	S	Opponent	Score	RPI	S	Opponent	Score
				46	A	Middle Tenn.	62 78	68	A	Georgia	48 77
								125	A	Richmond	70 69
								127	A	Vanderbilt	46 74
								137	H	Hampton	70 65
								141	A	UNC Greensboro	53 61
								141	H	UNC Greensboro	53 59
								152	A	Samford	72 59
								152	H	Samford	77 69
								152	N	Samford	45 75
								158	A	Gardner-Webb	72 67
								181	H	Elon	76 87
								207	A	Chattanooga	52 60
								207	H	Chattanooga	63 69
								208	A	Fla. Atlantic	69 63
								225	A	Clemson	71 77
								237	N	Saint Joseph's	63 48
								272	A	Wofford	62 66
								272	H	Wofford	62 56
								272	N	Wofford	68 54
								289	A	ETSU	81 62
								289	H	ETSU	67 47
								293	H	Ga. Southern	78 63
								316	H	Georgia St.	62 55
								326	A	Mercer	55 61
								326	H	Mercer	62 49
								342	A	Western Caro.	69 59
								342	H	Western Caro.	69 53
LAST 10 Division I											
				152	N	Samford	45 75	289	H	ETSU	67 47
				272	N	Wofford	68 54	207	H	Chattanooga	63 69
				272	H	Wofford	62 56	326	A	Mercer	55 61
				141	A	UNC Greensboro	53 61	152	A	Samford	72 59
				342	A	Western Caro.	69 59	272	A	Wofford	62 66

Non-Div I Games: North Greenville 88 51 Newberry 62 43 UNKNOWN 88 24

Furman

Loss, Non-Conf, S Site, H Home A Away N Neutral

Ga. Southern

Through Games Of March 12, 2020

Average RPI Win:	288	WON-LOST	WINNING	LAST 10	STRENGTH OF	OPP. STRENGTH	TEAM	ADJ.	CONF.	ADJ CONF.
Average RPI Loss:	187	RECORD	PCT. RANK	GAMES	SCHEDULE	OF SCHEDULE	RPI	RPI	RPI	RPI
DIV. I ONLY	10- 20	273	4-6	294	287	293	293	21	21	
DIV. I NON-CONF.	3- 8	268	0	289	334	292	292	19	19	
TOTALS	RPI 1-25	RPI 26-50	W-L RECORDS	RPI 51-100	RPI 101-150	RPI 150+				
10- 20	0- 0	0- 1	OVERALL	0- 3	0- 2	10- 14				
5- 6	0- 0	0- 1	HOME	0- 1	0- 0	5- 4				
4- 13	0- 0	0- 0	AWAY	0- 1	0- 2	4- 10				
1- 1	0- 0	0- 0	NEUTRAL	0- 1	0- 0	1- 0				
3- 8	0- 0	0- 0	NON-CONFERENCE	0- 1	0- 1	3- 6				
0- 2	0- 0	0- 0	HOME	0- 0	0- 0	0- 2				
2- 5	0- 0	0- 0	AWAY	0- 0	0- 1	2- 4				
1- 1	0- 0	0- 0	NEUTRAL	0- 1	0- 0	1- 0				
7- 12	0- 0	0- 1	CONFERENCE	0- 2	0- 1	7- 8				
5- 4	0- 0	0- 1	HOME	0- 1	0- 0	5- 2				
2- 8	0- 0	0- 0	AWAY	0- 1	0- 1	2- 6				
0- 0	0- 0	0- 0	NEUTRAL	0- 0	0- 0	0- 0				

RPI 1-25				RPI 26-50				RPI 51-100				RPI 101+				Team's RPI: 293	
RPI	S	Opponent	Score	RPI	S	Opponent	Score	RPI	S	Opponent	Score	RPI	S	Opponent	Score		
				44	H	Troy	69 79	96	N	Kent St.	48 62	112	A	UT Arlington	73 101		
								98	A	Coastal Caro.	59 66	130	A	Bethune-Cookman	57 75		
								98	H	Coastal Caro.	74 90	174	A	Tulane	40 56		
												188	A	Louisiana	64 81		
												188	A	Louisiana	60 72		
												188	H	Louisiana	83 67		
												196	A	Furman	63 78		
												206	A	Little Rock	46 58		
												206	H	Little Rock	49 65		
												211	H	South Alabama	65 71		
												218	H	North Dakota	56 69		
												223	H	Kennesaw St.	69 95		
												228	A	Appalachian St.	75 83		
												228	H	Appalachian St.	78 70		
												248	A	Texas St.	68 72		
												254	A	Arkansas St.	62 69		
												254	H	Arkansas St.	80 67		
												272	A	Wofford	70 57		
												291	A	Winthrop	91 47		
												301	A	Ole Miss	66 69		
LAST 10 Division I																	
				188	A	Louisiana	64 81	98	H	Coastal Caro.	74 90	316	A	Georgia St.	77 74		
				316	A	Georgia St.	77 74	188	A	Louisiana	60 72	316	H	Georgia St.	81 56		
				112	A	UT Arlington	73 101	348	A	La.-Monroe	72 66	319	N	St. Francis Brooklyn	78 47		
				248	A	Texas St.	68 72	254	H	Arkansas St.	80 67	326	A	Mercer	52 62		
				228	H	Appalachian St.	78 70	206	H	Little Rock	49 65	348	A	La.-Monroe	72 66		
												348	H	La.-Monroe	64 47		

Non-Div I Games:

Ga. Southern

■ Loss,
 ■ Non-Conf,
 ■ S Site,
 ■ Home
 ■ A Away
 N Neutral

Average RPI Win:	259	WON-LOST	WINNING	LAST 10	STRENGTH OF	OPP. STRENGTH	TEAM	ADJ.	CONF.	ADJ CONF.
Average RPI Loss:	166	RECORD	PCT. RANK	GAMES	SCHEDULE	OF SCHEDULE	RPI	RPI	RPI	RPI
DIV. I ONLY	18- 11	102	7-2	270	292	158	158	25	25	
DIV. I NON-CONF.	5- 4	140	0	250	201	172	172	28	28	
TOTALS	RPI 1-25	RPI 26-50	W-L RECORDS	RPI 51-100	RPI 101-150	RPI 150+				
18- 11	0- 0	0- 1	OVERALL	0- 2	2- 2	16- 6				
11- 3	0- 0	0- 0	HOME	0- 0	2- 0	9- 3				
7- 8	0- 0	0- 1	AWAY	0- 2	0- 2	7- 3				
0- 0	0- 0	0- 0	NEUTRAL	0- 0	0- 0	0- 0				
5- 4	0- 0	0- 1	NON-CONFERENCE	0- 2	0- 0	5- 1				
3- 1	0- 0	0- 0	HOME	0- 0	0- 0	3- 1				
2- 3	0- 0	0- 1	AWAY	0- 2	0- 0	2- 0				
0- 0	0- 0	0- 0	NEUTRAL	0- 0	0- 0	0- 0				
13- 7	0- 0	0- 0	CONFERENCE	0- 0	2- 2	11- 5				
8- 2	0- 0	0- 0	HOME	0- 0	2- 0	6- 2				
5- 5	0- 0	0- 0	AWAY	0- 0	0- 2	5- 3				
0- 0	0- 0	0- 0	NEUTRAL	0- 0	0- 0	0- 0				

RPI 1-25			RPI 26-50			RPI 51-100			RPI 101+			Team's RPI: 158
RPI	S	Opponent	Score	RPI	S	Opponent	Score	RPI	S	Opponent	Score	
				38	A	Virginia Tech	65 87	60	A	Charlotte	49 74	128 A Campbell 44 48
								68	A	Georgia	56 84	128 H Campbell 77 69
												137 A Hampton 58 63
												137 H Hampton 70 59
												170 A Radford 51 65
												170 H Radford 73 84
												175 A High Point 62 46
												175 H High Point 70 57
												182 H Delaware 67 65
												196 H Furman 67 72
												228 A Appalachian St. 67 56
												260 A UNC Asheville 65 59
												260 H UNC Asheville 85 55
												272 H Wofford 67 53
												277 A Longwood 70 80
												277 H Longwood 73 70
												291 A Winthrop 54 49
												291 H Winthrop 71 59
												292 A Presbyterian 49 64
												292 H Presbyterian 53 56
												317 A USC Upstate 70 59
												317 H USC Upstate 63 53
												326 A Mercer 65 62
												342 H Western Caro. 88 62
												343 A Charleston So. 79 52
												343 H Charleston So. 67 45
LAST 10 Division I												
				128	H	Campbell	77 69	175	A	High Point	62 46	
				317	A	USC Upstate	70 59	277	H	Longwood	73 70	
				260	H	UNC Asheville	85 55	137	H	Hampton	70 59	
				291	A	Winthrop	54 49	170	A	Radford	51 65	
				292	A	Presbyterian	49 64	343	H	Charleston So.	67 45	

Non-Div I Games:

Gardner-Webb

■ Loss,
 ■ Non-Conf,
 ■ S Site,
 ■ H Home
 ■ A Away
 N Neutral

George Mason

Through Games Of March 12, 2020

Average RPI Win:	234	WON-LOST	WINNING	LAST 10	STRENGTH OF	OPP. STRENGTH	TEAM	ADJ.	CONF.	ADJ CONF.
Average RPI Loss:	133	RECORD	PCT. RANK	GAMES	SCHEDULE	OF SCHEDULE	RPI	RPI	RPI	RPI
DIV. I ONLY	9- 21	286	2-8	147	152	252	252	12	12	
DIV. I NON-CONF.	6- 7	182	0	168	289	190	190	12	12	
TOTALS	RPI 1-25	RPI 26-50	W-L RECORDS	RPI 51-100	RPI 101-150	RPI 150+				
9- 21	0- 0	0- 4	OVERALL	0- 6	2- 4	7- 7				
4- 10	0- 0	0- 2	HOME	0- 3	2- 2	2- 3				
5- 10	0- 0	0- 1	AWAY	0- 3	0- 2	5- 4				
0- 1	0- 0	0- 1	NEUTRAL	0- 0	0- 0	0- 0				
6- 7	0- 0	0- 3	NON-CONFERENCE	0- 1	0- 0	6- 3				
2- 4	0- 0	0- 2	HOME	0- 0	0- 0	2- 2				
4- 2	0- 0	0- 0	AWAY	0- 1	0- 0	4- 1				
0- 1	0- 0	0- 1	NEUTRAL	0- 0	0- 0	0- 0				
3- 14	0- 0	0- 1	CONFERENCE	0- 5	2- 4	1- 4				
2- 6	0- 0	0- 0	HOME	0- 3	2- 2	0- 1				
1- 8	0- 0	0- 1	AWAY	0- 2	0- 2	1- 3				
0- 0	0- 0	0- 0	NEUTRAL	0- 0	0- 0	0- 0				

RPI S	Opponent	Score	RPI S	Opponent	Score	RPI S	Opponent	Score	RPI S	Opponent	Score	Team's RPI: 252
			38 H	Virginia Tech	58 77	86 A	Saint Louis	61 69	125 H	Richmond	70 75	
			42 A	Dayton	55 59	86 H	Saint Louis	51 64	131 A	Duquesne	63 84	
			49 H	Bucknell	51 64	87 H	Fordham	54 66	139 H	Davidson	69 76	
			50 N	Bradley	59 61	90 A	VCU	36 48	143 A	George Washington	57 62	
						90 H	VCU	63 82	143 H	George Washington	70 60	
						98 A	Coastal Caro.	59 74	149 H	Massachusetts	73 56	
									182 A	Delaware	44 63	
									194 A	La Salle	65 77	
									194 H	La Salle	59 64	
									203 H	American	73 55	
									204 H	UMKC	58 64	
									210 A	Rhode Island	42 47	
									217 A	Penn St.	78 68	
									233 A	SMU	59 58	
									237 A	Saint Joseph's	54 49	
									261 H	Howard	75 86	
									268 A	Col. of Charleston	72 61	
									300 A	St. Bonaventure	47 62	
									320 A	Navy	67 58	
									333 H	Detroit Mercy	75 62	
LAST 10 Division I												
			86 A	Saint Louis	61 69	143 A	George Washington	57 62				
			194 H	La Salle	59 64	86 H	Saint Louis	51 64				
			90 A	VCU	36 48	149 H	Massachusetts	73 56				
			237 A	Saint Joseph's	54 49	210 A	Rhode Island	42 47				
			125 H	Richmond	70 75	194 A	La Salle	65 77				

Non-Div I Games:

George Mason

■ Loss,
 ■ Non-Conf,
 ■ S Site,
 ■ H Home
 ■ A Away
 N Neutral

George Washington

Through Games Of March 12, 2020

Average RPI Win:	183	WON-LOST	WINNING	LAST 10	STRENGTH OF	OPP. STRENGTH	TEAM	ADJ.	CONF.	ADJ CONF.
Average RPI Loss:	113	RECORD	PCT. RANK	GAMES	SCHEDULE	OF SCHEDULE	RPI	RPI	RPI	RPI
DIV. I ONLY	14- 16	189	5-5	94	106	143	143	12	12	
DIV. I NON-CONF.	6- 7	182	0	81	71	118	118	12	12	
TOTALS	RPI 1-25	RPI 26-50	W-L RECORDS	RPI 51-100	RPI 101-150	RPI 150+				
14- 16	0- 2	0- 3	OVERALL	2- 3	4- 4	8- 4				
7- 8	0- 1	0- 2	HOME	0- 2	3- 2	4- 1				
7- 8	0- 1	0- 1	AWAY	2- 1	1- 2	4- 3				
0- 0	0- 0	0- 0	NEUTRAL	0- 0	0- 0	0- 0				
6- 7	0- 2	0- 1	NON-CONFERENCE	1- 1	0- 2	5- 1				
2- 4	0- 1	0- 1	HOME	0- 1	0- 1	2- 0				
4- 3	0- 1	0- 0	AWAY	1- 0	0- 1	3- 1				
0- 0	0- 0	0- 0	NEUTRAL	0- 0	0- 0	0- 0				
8- 9	0- 0	0- 2	CONFERENCE	1- 2	4- 2	3- 3				
5- 4	0- 0	0- 1	HOME	0- 1	3- 1	2- 1				
3- 5	0- 0	0- 1	AWAY	1- 1	1- 1	1- 2				
0- 0	0- 0	0- 0	NEUTRAL	0- 0	0- 0	0- 0				

RPI 1-25				RPI 26-50				RPI 51-100				RPI 101+ Team's RPI: 143			
RPI	S	Opponent	Score	RPI	S	Opponent	Score	RPI	S	Opponent	Score	RPI	S	Opponent	Score
3	A	Maryland	54 88	29	H	James Madison	50 69	84	A	Villanova	68 56	104	H	William & Mary	51 63
9	H	Princeton	50 75	42	A	Dayton	44 50	86	H	Saint Louis	45 59	107	A	Lehigh	53 59
				42	H	Dayton	50 66	87	A	Fordham	47 53	125	H	Richmond	50 40
								90	A	VCU	56 55	125	H	Richmond	49 57
								91	H	Minnesota	50 83	131	A	Duquesne	72 65
												131	H	Duquesne	65 60
												139	A	Davidson	55 62
												149	H	Massachusetts	50 47
												179	A	Quinnipiac	78 67
												182	A	Delaware	63 49
												194	H	La Salle	54 61
												195	A	Memphis	64 63
												203	A	American	53 66
												210	H	Rhode Island	73 56
												237	A	Saint Joseph's	56 50
												252	A	George Mason	60 70
												252	H	George Mason	62 57
												256	H	Georgetown	52 49
												300	A	St. Bonaventure	55 59
												337	H	Coppin St.	54 35
LAST 10 Division I															
125	H	Richmond	49 57	252	H	George Mason	62 57								
125	H	Richmond	50 40	194	H	La Salle	54 61								
210	H	Rhode Island	73 56	90	A	VCU	56 55								
131	A	Duquesne	72 65	300	A	St. Bonaventure	55 59								
42	A	Dayton	44 50	86	H	Saint Louis	45 59								

Non-Div I Games:

George Washington

■ Loss,
 ■ Non-Conf,
 ■ S Site,
 ■ H Home
 ■ A Away
 N Neutral

Georgetown

Through Games Of March 12, 2020

Average RPI Win:	270	WON-LOST	WINNING	LAST 10	STRENGTH OF	OPP. STRENGTH	TEAM	ADJ.	CONF.	ADJ CONF.
Average RPI Loss:	90	RECORD	PCT. RANK	GAMES	SCHEDULE	OF SCHEDULE	RPI	RPI	RPI	RPI
DIV. I ONLY	5- 25	324	1-9	87	78	256	256	6	6	
DIV. I NON-CONF.	3- 8	268	0	128	177	210	210	6	6	
TOTALS	RPI 1-25	RPI 26-50	W-L RECORDS	RPI 51-100	RPI 101-150	RPI 150+				
5- 25	0- 4	0- 1	OVERALL	0- 11	0- 6	5- 3				
1- 11	0- 2	0- 1	HOME	0- 5	0- 2	1- 1				
4- 12	0- 2	0- 0	AWAY	0- 5	0- 4	4- 1				
0- 2	0- 0	0- 0	NEUTRAL	0- 1	0- 0	0- 1				
3- 8	0- 0	0- 1	NON-CONFERENCE	0- 3	0- 4	3- 0				
0- 3	0- 0	0- 1	HOME	0- 1	0- 1	0- 0				
3- 4	0- 0	0- 0	AWAY	0- 1	0- 3	3- 0				
0- 1	0- 0	0- 0	NEUTRAL	0- 1	0- 0	0- 0				
2- 17	0- 4	0- 0	CONFERENCE	0- 8	0- 2	2- 3				
1- 8	0- 2	0- 0	HOME	0- 4	0- 1	1- 1				
1- 8	0- 2	0- 0	AWAY	0- 4	0- 1	1- 1				
0- 1	0- 0	0- 0	NEUTRAL	0- 0	0- 0	0- 1				

RPI S	Opponent	Score	RPI S	Opponent	Score	RPI S	Opponent	Score	RPI S	Opponent	Score	Team's RPI: 256
18 A	DePaul	66 92	29 H	James Madison	59 66	51 A	Creighton	78 95	101 A	Butler	42 60	
18 H	DePaul	69 87				51 H	Creighton	56 65	101 H	Butler	46 47	
23 A	Marquette	51 73				58 A	St. John's (NY)	54 71	118 A	Columbia	49 54	
23 H	Marquette	56 76				58 H	St. John's (NY)	68 74	125 H	Richmond	49 51	
						63 A	Seton Hall	60 79	139 A	Davidson	52 66	
						63 H	Seton Hall	47 61	143 A	George Washington	49 52	
						64 N	Fresno St.	69 82	187 A	Providence	55 62	
						84 A	Villanova	53 74	187 H	Providence	62 53	
						84 H	Villanova	40 48	187 N	Providence	46 49	
						87 A	Fordham	54 67	270 A	Xavier	63 50	
						93 H	Rider	64 65	270 H	Xavier	64 85	
									288 A	Pittsburgh	66 56	
									298 A	LMU (CA)	64 53	
									307 A	UMES	57 39	
LAST 10 Division I												
187 N	Providence	46 49	84 H	Villanova	40 48							
51 A	Creighton	78 95	270 A	Xavier	63 50							
187 A	Providence	55 62	101 A	Butler	42 60							
23 H	Marquette	56 76	58 H	St. John's (NY)	68 74							
18 H	DePaul	69 87	63 H	Seton Hall	47 61							

Non-Div I Games:

Georgetown

■ Loss,
■ Non-Conf,
■ S Site,
■ H Home
■ A Away
N Neutral

Average RPI Win:	158	WON-LOST	WINNING	LAST 10	STRENGTH OF	OPP. STRENGTH	TEAM	ADJ.	CONF.	ADJ CONF.
Average RPI Loss:	46	RECORD	PCT. RANK	GAMES	SCHEDULE	OF SCHEDULE	RPI	RPI	RPI	RPI
DIV. I ONLY	17- 14	146	5-5	14	59	68	68	4	4	
DIV. I NON-CONF.	9- 4	84	0	54	208	91	91	5	5	
TOTALS	RPI 1-25	RPI 26-50	W-L RECORDS	RPI 51-100	RPI 101-150	RPI 150+				
17- 14	0- 9	3- 0	OVERALL	2- 3	4- 1	8- 1				
10- 8	0- 4	0- 0	HOME	1- 2	2- 1	7- 1				
4- 5	0- 4	2- 0	AWAY	0- 1	1- 0	1- 0				
3- 1	0- 1	1- 0	NEUTRAL	1- 0	1- 0	0- 0				
9- 4	0- 2	1- 0	NON-CONFERENCE	0- 2	1- 0	7- 0				
7- 3	0- 1	0- 0	HOME	0- 2	0- 0	7- 0				
0- 1	0- 1	0- 0	AWAY	0- 0	0- 0	0- 0				
2- 0	0- 0	1- 0	NEUTRAL	0- 0	1- 0	0- 0				
8- 10	0- 7	2- 0	CONFERENCE	2- 1	3- 1	1- 1				
3- 5	0- 3	0- 0	HOME	1- 0	2- 1	0- 1				
4- 4	0- 3	2- 0	AWAY	0- 1	1- 0	1- 0				
1- 1	0- 1	0- 0	NEUTRAL	1- 0	0- 0	0- 0				

RPI	S	Opponent	Score	RPI	S	Opponent	Score	RPI	S	Opponent	Score	RPI	S	Opponent	Score
1	H	South Carolina	53 88	30	A	Arkansas	64 55	65	A	Tennessee	56 73	101	N	Butler	69 36
1	N	South Carolina	56 89	35	A	LSU	73 56	72	H	Alabama	76 75	114	H	Auburn	61 50
5	A	Baylor	38 72	38	N	Virginia Tech	77 72	72	N	Alabama	68 61	127	H	Vanderbilt	55 63
10	A	Mississippi St.	53 67					79	H	Georgia Tech	40 73	138	A	Florida	49 43
10	H	Mississippi St.	66 73					84	H	Villanova	58 63	138	H	Florida	65 59
13	H	UCLA	50 59									158	H	Gardner-Webb	84 56
21	A	Texas A&M	63 64									176	H	Missouri	65 73
21	H	Texas A&M	47 64									184	H	N.C. A&T	72 54
24	A	Kentucky	77 88									196	H	Furman	77 48
LAST 10 Division I															
1	N	South Carolina	56 89	21	H	Texas A&M	47 64								
72	N	Alabama	68 61	72	H	Alabama	76 75								
138	H	Florida	65 59	138	A	Florida	49 43								
24	A	Kentucky	77 88	176	H	Missouri	65 73								
35	A	LSU	73 56	10	A	Mississippi St.	53 67								

Non-Div I Games:

Georgia

Average RPI Win:	293	WON-LOST	WINNING	LAST 10	STRENGTH OF	OPP. STRENGTH	TEAM	ADJ.	CONF.	ADJ CONF.
Average RPI Loss:	182	RECORD	PCT. RANK	GAMES	SCHEDULE	OF SCHEDULE	RPI	RPI	RPI	RPI
DIV. I ONLY	8- 21	299	4-6	274	274	316	316	21	21	
DIV. I NON-CONF.	3- 8	268	0	247	318	312	312	19	19	
TOTALS	RPI 1-25	RPI 26-50	W-L RECORDS	RPI 51-100	RPI 101-150	RPI 150+				
8- 21	0- 1	0- 1	OVERALL	0- 3	0- 3	8- 13				
5- 10	0- 1	0- 1	HOME	0- 1	0- 1	5- 6				
2- 11	0- 0	0- 0	AWAY	0- 2	0- 2	2- 7				
1- 0	0- 0	0- 0	NEUTRAL	0- 0	0- 0	1- 0				
3- 8	0- 1	0- 0	NON-CONFERENCE	0- 1	0- 2	3- 4				
2- 4	0- 1	0- 0	HOME	0- 0	0- 1	2- 2				
0- 4	0- 0	0- 0	AWAY	0- 1	0- 1	0- 2				
1- 0	0- 0	0- 0	NEUTRAL	0- 0	0- 0	1- 0				
5- 13	0- 0	0- 1	CONFERENCE	0- 2	0- 1	5- 9				
3- 6	0- 0	0- 1	HOME	0- 1	0- 0	3- 4				
2- 7	0- 0	0- 0	AWAY	0- 1	0- 1	2- 5				
0- 0	0- 0	0- 0	NEUTRAL	0- 0	0- 0	0- 0				

RPI 1-25				RPI 26-50				RPI 51-100				RPI 101+ Team's RPI: 316			
RPI	S	Opponent	Score	RPI	S	Opponent	Score	RPI	S	Opponent	Score	RPI	S	Opponent	Score
3	H	Maryland	41 114	44	H	Troy	57 71	79	A	Georgia Tech	28 69	112	A	UT Arlington	32 58
								98	A	Coastal Caro.	45 87	141	A	UNC Greensboro	49 64
								98	H	Coastal Caro.	50 66	148	H	Toledo	48 74
												188	A	Louisiana	61 53
												188	H	Louisiana	65 75
												196	A	Furman	55 62
												206	A	Little Rock	46 66
												206	H	Little Rock	58 43
												209	A	UTEP	68 71
												211	H	South Alabama	64 81
												228	A	Appalachian St.	37 65
												228	H	Appalachian St.	59 64
												232	H	Alabama A&M	52 67
												248	A	Texas St.	62 67
												254	A	Arkansas St.	68 70
												254	H	Arkansas St.	67 56
												293	A	Ga. Southern	56 81
												293	H	Ga. Southern	74 77
												310	H	FIU	63 70
												311	N	New Mexico St.	59 51
												338	H	SIUE	74 73
												348	A	La.-Monroe	52 43
												348	H	La.-Monroe	68 52
												350	H	South Carolina St.	77 52
LAST 10 Division I															
293	H	Ga. Southern	74 77	348	A	La.-Monroe	52 43								
248	A	Texas St.	62 67	188	A	Louisiana	61 53								
112	A	UT Arlington	32 58	206	H	Little Rock	58 43								
98	H	Coastal Caro.	50 66	254	H	Arkansas St.	67 56								
228	H	Appalachian St.	59 64	98	A	Coastal Caro.	45 87								

Non-Div I Games:

Georgia St.

■ Loss,
 ■ Non-Conf,
 ■ S Site,
 ■ H Home
 ■ A Away
 N Neutral

Average RPI Win:	162	WON-LOST	WINNING	LAST 10	STRENGTH OF	OPP. STRENGTH	TEAM	ADJ.	CONF.	ADJ CONF.
Average RPI Loss:	66	RECORD	PCT. RANK	GAMES	SCHEDULE	OF SCHEDULE	RPI	RPI	RPI	RPI
DIV. I ONLY	20- 11	80	6-4	107	46	79	79	5	5	
DIV. I NON-CONF.	9- 2	37	0	202	55	64	64	4	4	
TOTALS	RPI 1-25	RPI 26-50	W-L RECORDS	RPI 51-100	RPI 101-150	RPI 150+				
20- 11	1- 3	2- 3	OVERALL	5- 1	3- 4	9- 0				
10- 4	0- 1	1- 0	HOME	1- 1	3- 2	5- 0				
7- 4	1- 0	1- 2	AWAY	2- 0	0- 2	3- 0				
3- 3	0- 2	0- 1	NEUTRAL	2- 0	0- 0	1- 0				
9- 2	0- 1	0- 1	NON-CONFERENCE	3- 0	1- 0	5- 0				
5- 0	0- 0	0- 0	HOME	0- 0	1- 0	4- 0				
2- 0	0- 0	0- 0	AWAY	1- 0	0- 0	1- 0				
2- 2	0- 1	0- 1	NEUTRAL	2- 0	0- 0	0- 0				
11- 9	1- 2	2- 2	CONFERENCE	2- 1	2- 4	4- 0				
5- 4	0- 1	1- 0	HOME	1- 1	2- 2	1- 0				
5- 4	1- 0	1- 2	AWAY	1- 0	0- 2	2- 0				
1- 1	0- 1	0- 0	NEUTRAL	0- 0	0- 0	1- 0				

RPI 1-25				RPI 26-50				RPI 51-100 Team's RPI: 79				RPI 101+			
RPI	S	Opponent	Score	RPI	S	Opponent	Score	RPI	S	Opponent	Score	RPI	S	Opponent	Score
7	H	Louisville	47 58	27	A	Duke	46 58	53	N	Rice	54 52	115	A	Wake Forest	60 65
16	A	NC State	65 61	32	A	Florida St.	67 52	62	H	Boston College	48 55	115	H	Wake Forest	62 52
16	N	NC State	48 57	32	H	Florida St.	65 62	63	N	Seton Hall	79 54	120	A	Miami (FL)	49 54
21	N	Texas A&M	48 60	38	A	Virginia Tech	61 64	68	A	Georgia	73 40	120	H	Miami (FL)	61 54
				47	N	Rutgers	43 46	75	H	Virginia	61 51	123	H	Notre Dame	51 59
								100	A	Syracuse	82 64	147	H	North Carolina	60 67
												150	H	Wisconsin	60 41
												214	H	Houston	69 38
												223	A	Kennesaw St.	63 47
												225	A	Clemson	56 44
												225	H	Clemson	49 47
												288	A	Pittsburgh	77 48
												288	N	Pittsburgh	68 58
												289	H	ETSU	87 48
												316	H	Georgia St.	69 28
												344	H	Grambling	89 42
LAST 10 Division I															
16	N	NC State	48 57	16	A	NC State	65 61								
288	N	Pittsburgh	68 58	38	A	Virginia Tech	61 64								
225	A	Clemson	56 44	115	H	Wake Forest	62 52								
32	H	Florida St.	65 62	288	A	Pittsburgh	77 48								
7	H	Louisville	47 58	123	H	Notre Dame	51 59								

Non-Div I Games:

Georgia Tech

■ Loss,
 ■ Non-Conf, S Site,
 ■ Home
 ■ Away
 N Neutral

**G
o
n
z
a
g
a**

G
o
n
z
a
g
a

Gonzaga

Page 115

Grambling

Through Games Of March 12, 2020

Average RPI Win:	308	WON-LOST	WINNING	LAST 10	STRENGTH OF	OPP. STRENGTH	TEAM	ADJ.	CONF.	ADJ CONF.
Average RPI Loss:	213	RECORD	PCT. RANK	GAMES	SCHEDULE	OF SCHEDULE	RPI	RPI	RPI	RPI
DIV. I ONLY	4- 24	329	3-7	309	345	344	344	32	32	
DIV. I NON-CONF.	0- 10	338	0	103	199	317	317	31	31	
TOTALS	RPI 1-25	RPI 26-50	W-L RECORDS	RPI 51-100	RPI 101-150	RPI 150+				
4- 24	0- 2	0- 0	OVERALL	0- 1	0- 4	4- 17				
3- 8	0- 0	0- 0	HOME	0- 0	0- 3	3- 5				
1- 15	0- 2	0- 0	AWAY	0- 1	0- 1	1- 11				
0- 1	0- 0	0- 0	NEUTRAL	0- 0	0- 0	0- 1				
0- 10	0- 2	0- 0	NON-CONFERENCE	0- 1	0- 2	0- 5				
0- 2	0- 0	0- 0	HOME	0- 0	0- 2	0- 0				
0- 7	0- 2	0- 0	AWAY	0- 1	0- 0	0- 4				
0- 1	0- 0	0- 0	NEUTRAL	0- 0	0- 0	0- 1				
4- 14	0- 0	0- 0	CONFERENCE	0- 0	0- 2	4- 12				
3- 6	0- 0	0- 0	HOME	0- 0	0- 1	3- 5				
1- 8	0- 0	0- 0	AWAY	0- 0	0- 1	1- 7				
0- 0	0- 0	0- 0	NEUTRAL	0- 0	0- 0	0- 0				

RPI 1-25				RPI 26-50				RPI 51-100				RPI 101+ Team's RPI: 344			
RPI	S	Opponent	Score	RPI	S	Opponent	Score	RPI	S	Opponent	Score	RPI	S	Opponent	Score
5	A	Baylor	46 120					79	A	Georgia Tech	42 89	112	H	UT Arlington	54 88
24	A	Kentucky	35 81									136	A	Texas Southern	62 85
												136	H	Texas Southern	85 89
												138	H	Florida	65 72
												156	N	Binghamton	67 88
												157	A	Jackson St.	46 61
												157	H	Jackson St.	59 82
												165	A	Wichita St.	65 77
												227	A	Southern U.	57 81
												227	H	Southern U.	51 70
												232	A	Alabama A&M	52 72
												232	H	Alabama A&M	69 59
												249	A	Louisiana Tech	66 70
												306	A	Prairie View	58 65
												306	H	Prairie View	54 67
												310	A	FIU	55 56
												323	A	Alcorn	54 80
												323	H	Alcorn	70 59
												325	A	Alabama St.	69 68
												325	H	Alabama St.	59 73
												328	A	Ark.-Pine Bluff	79 84
												328	H	Ark.-Pine Bluff	64 82
												335	A	Northwestern St.	61 65
												351	A	Mississippi Val.	57 68
												351	H	Mississippi Val.	72 47
LAST 10 Division I															
325	A	Alabama St.	69 68	136	A	Texas Southern	62 85								
232	A	Alabama A&M	52 72	306	A	Prairie View	58 65								
351	H	Mississippi Val.	72 47	323	H	Alcorn	70 59								
328	H	Ark.-Pine Bluff	64 82	227	H	Southern U.	51 70								
157	H	Jackson St.	59 82	351	A	Mississippi Val.	57 68								

Non-Div I Games: Centenary (LA) 106 42

Grambling

Loss, Non-Conf, S Site, H Home A Away N Neutral

Grand Canyon

Through Games Of March 12, 2020

Average RPI Win:	280	WON-LOST	WINNING	LAST 10	STRENGTH OF	OPP. STRENGTH	TEAM	ADJ.	CONF.	ADJ CONF.
Average RPI Loss:	220	RECORD	PCT. RANK	GAMES	SCHEDULE	OF SCHEDULE	RPI	RPI	RPI	RPI
DIV. I ONLY	13- 12	160	5-4	311	337	246	246	31	31	
DIV. I NON-CONF.	3- 6	235	0	174	270	274	274	32	32	
TOTALS	RPI 1-25	RPI 26-50	W-L RECORDS	RPI 51-100	RPI 101-150	RPI 150+				
13- 12	0- 0	0- 0	OVERALL	0- 0	0- 2	13- 10				
8- 5	0- 0	0- 0	HOME	0- 0	0- 0	8- 5				
5- 7	0- 0	0- 0	AWAY	0- 0	0- 2	5- 5				
0- 0	0- 0	0- 0	NEUTRAL	0- 0	0- 0	0- 0				
3- 6	0- 0	0- 0	NON-CONFERENCE	0- 0	0- 2	3- 4				
3- 2	0- 0	0- 0	HOME	0- 0	0- 0	3- 2				
0- 4	0- 0	0- 0	AWAY	0- 0	0- 2	0- 2				
0- 0	0- 0	0- 0	NEUTRAL	0- 0	0- 0	0- 0				
10- 6	0- 0	0- 0	CONFERENCE	0- 0	0- 0	10- 6				
5- 3	0- 0	0- 0	HOME	0- 0	0- 0	5- 3				
5- 3	0- 0	0- 0	AWAY	0- 0	0- 0	5- 3				
0- 0	0- 0	0- 0	NEUTRAL	0- 0	0- 0	0- 0				

RPI 1-25				RPI 26-50				RPI 51-100				RPI 101+				Team's RPI: 246	
RPI	S	Opponent	Score	RPI	S	Opponent	Score	RPI	S	Opponent	Score	RPI	S	Opponent	Score		
												103	A	Portland	41	73	
												124	A	California	53	72	
												162	A	Montana	67	72	
												189	H	Southern Utah	69	65	
												197	A	Portland St.	46	69	
												204	A	UMKC	62	56	
												204	H	UMKC	53	74	
												218	H	North Dakota	76	78	
												219	H	UNLV	53	51	
												234	H	Cal St. Fullerton	70	80	
												238	A	CSU Bakersfield	41	49	
												238	H	CSU Bakersfield	54	59	
												245	H	UC Santa Barbara	58	57	
												285	A	California Baptist	62	58	
												285	H	California Baptist	72	66	
												297	A	Seattle U	56	48	
												297	H	Seattle U	63	60	
												302	A	Utah Valley	66	59	
												302	H	Utah Valley	54	64	
												305	A	UTRGV	47	66	
												305	H	UTRGV	62	60	
												311	A	New Mexico St.	58	69	
												311	H	New Mexico St.	60	49	
												349	A	Chicago St.	68	57	
												349	H	Chicago St.	69	49	
LAST 10 Division I																	
				238	A	CSU Bakersfield	41	49	349	A	Chicago St.	68	57				
				305	A	UTRGV	47	66	204	A	UMKC	62	56				
				311	A	New Mexico St.	58	69	285	H	California Baptist	72	66				
				302	H	Utah Valley	54	64	311	H	New Mexico St.	60	49				
				297	H	Seattle U	63	60	305	H	UTRGV	62	60				

Non-Div I Games: Benedictine Mesa 72 53 Whittier 77 41

Grand Canyon

■ Loss,
 ■ Non-Conf,
 ■ S Site,
 ■ H Home
 ■ A Away
 N Neutral

Average RPI Win: 238	WON-LOST	WINNING	LAST 10	STRENGTH OF	OPP. STRENGTH	TEAM	ADJ.	CONF.	ADJ CONF.
Average RPI Loss: 162	RECORD	PCT. RANK	GAMES	SCHEDULE	OF SCHEDULE	RPI	RPI	RPI	RPI
DIV. I ONLY	18- 11	102	6-3	184	294	137	137	25	25
DIV. I NON-CONF.	4- 5	195	0	60	143	116	116	28	28
TOTALS	RPI 1-25	RPI 26-50	W-L RECORDS	RPI 51-100	RPI 101-150	RPI 150+			
18- 11	0- 0	0- 1	OVERALL	1- 1	2- 1	15- 8			
8- 5	0- 0	0- 0	HOME	0- 1	0- 1	8- 3			
8- 6	0- 0	0- 1	AWAY	1- 0	1- 0	6- 5			
2- 0	0- 0	0- 0	NEUTRAL	0- 0	1- 0	1- 0			
4- 5	0- 0	0- 1	NON-CONFERENCE	1- 1	1- 0	2- 3			
0- 3	0- 0	0- 0	HOME	0- 1	0- 0	0- 2			
2- 2	0- 0	0- 1	AWAY	1- 0	0- 0	1- 1			
2- 0	0- 0	0- 0	NEUTRAL	0- 0	1- 0	1- 0			
14- 6	0- 0	0- 0	CONFERENCE	0- 0	1- 1	13- 5			
8- 2	0- 0	0- 0	HOME	0- 0	0- 1	8- 1			
6- 4	0- 0	0- 0	AWAY	0- 0	1- 0	5- 4			
0- 0	0- 0	0- 0	NEUTRAL	0- 0	0- 0	0- 0			

RPI S	Opponent	Score	RPI S	Opponent	Score	RPI S	Opponent	Score	RPI S	Opponent	Score	Team's RPI: 137
			33 A	Old Dominion	38 75	72 A	Alabama	64 61	125 N	Richmond	69 65	
						97 H	Liberty	59 83	128 A	Campbell	49 40	
									128 H	Campbell	31 68	
									153 H	Norfolk St.	56 77	
									154 N	Mt. St. Mary's	68 60	
									158 A	Gardner-Webb	59 70	
									158 H	Gardner-Webb	63 58	
									170 A	Radford	63 70	
									170 H	Radford	51 48	
									175 A	High Point	59 74	
									175 H	High Point	77 81	
									196 A	Furman	65 70	
									207 A	Chattanooga	84 55	
									208 H	Fla. Atlantic	63 64	
									260 A	UNC Asheville	76 66	
									260 H	UNC Asheville	68 59	
									277 A	Longwood	90 76	
									277 H	Longwood	73 55	
									291 A	Winthrop	66 72	
									291 H	Winthrop	62 48	
									292 A	Presbyterian	71 42	
									292 H	Presbyterian	67 53	
									317 A	USC Upstate	86 73	
									317 H	USC Upstate	60 40	
									343 A	Charleston So.	64 59	
									343 H	Charleston So.	66 57	
LAST 10 Division I												
			170 A	Radford	63 70		277 A	Longwood	90 76			
			128 A	Campbell	49 40		291 H	Winthrop	62 48			
			343 H	Charleston So.	66 57		158 A	Gardner-Webb	59 70			
			292 H	Presbyterian	67 53		175 A	High Point	59 74			
			317 A	USC Upstate	86 73		260 A	UNC Asheville	76 66			

Non-Div I Games:

Hampton

■ Loss,
 ■ Non-Conf,
 ■ S Site,
 ■ H Home
 ■ A Away
 N Neutral

Average RPI Win: 73		WON-LOST	WINNING	LAST 10	STRENGTH OF	OPP. STRENGTH	TEAM	ADJ.	CONF.	ADJ CONF.
Average RPI Loss: 206		RECORD	PCT. RANK	GAMES	SCHEDULE	OF SCHEDULE	RPI	RPI	RPI	RPI
DIV. I ONLY		1- 28	351	1-9	238	277	345	345	26	26
DIV. I NON-CONF.		0- 13	338	0	225	225	339	339	27	27
TOTALS		RPI 1-25	RPI 26-50	W-L RECORDS	RPI 51-100	RPI 101-150	RPI 150+			
1- 28	0- 1		0- 0	OVERALL	1- 2	0- 5	0- 20			
1- 13	0- 0		0- 0	HOME	1- 0	0- 0	0- 13			
0- 15	0- 1		0- 0	AWAY	0- 2	0- 5	0- 7			
0- 0	0- 0		0- 0	NEUTRAL	0- 0	0- 0	0- 0			
0- 13	0- 1		0- 0	NON-CONFERENCE	0- 1	0- 5	0- 6			
0- 6	0- 0		0- 0	HOME	0- 0	0- 0	0- 6			
0- 7	0- 1		0- 0	AWAY	0- 1	0- 5	0- 0			
0- 0	0- 0		0- 0	NEUTRAL	0- 0	0- 0	0- 0			
1- 15	0- 0		0- 0	CONFERENCE	1- 1	0- 0	0- 14			
1- 7	0- 0		0- 0	HOME	1- 0	0- 0	0- 7			
0- 8	0- 0		0- 0	AWAY	0- 1	0- 0	0- 7			
0- 0	0- 0		0- 0	NEUTRAL	0- 0	0- 0	0- 0			

[illegible]

Non-Div I Games:

Hartford

Loss, Non-Conf, S Site, H Home A Away N Neutral

Harvard

Through Games Of March 12, 2020

Average RPI Win: 182	WON-LOST	WINNING	LAST 10	STRENGTH OF	OPP. STRENGTH	TEAM	ADJ.	CONF.	ADJ CONF.
Average RPI Loss: 112	RECORD	PCT. RANK	GAMES	SCHEDULE	OF SCHEDULE	RPI	RPI	RPI	RPI
DIV. I ONLY	15- 12	140	4-6	132	94	121	121	7	7
DIV. I NON-CONF.	9- 4	84	0	279	112	125	125	8	8
TOTALS	RPI 1-25	RPI 26-50	W-L RECORDS	RPI 51-100	RPI 101-150	RPI 150+			
15- 12	0- 2	0- 1	OVERALL	2- 2	2- 3	11- 4			
8- 4	0- 1	0- 0	HOME	2- 0	1- 2	5- 1			
7- 7	0- 1	0- 1	AWAY	0- 2	1- 1	6- 2			
0- 1	0- 0	0- 0	NEUTRAL	0- 0	0- 0	0- 1			
9- 4	0- 0	0- 1	NON-CONFERENCE	0- 0	2- 1	7- 2			
4- 1	0- 0	0- 0	HOME	0- 0	1- 1	3- 0			
5- 2	0- 0	0- 1	AWAY	0- 0	1- 0	4- 1			
0- 1	0- 0	0- 0	NEUTRAL	0- 0	0- 0	0- 1			
6- 8	0- 2	0- 0	CONFERENCE	2- 2	0- 2	4- 2			
4- 3	0- 1	0- 0	HOME	2- 0	0- 1	2- 1			
2- 5	0- 1	0- 0	AWAY	0- 2	0- 1	2- 1			
0- 0	0- 0	0- 0	NEUTRAL	0- 0	0- 0	0- 0			

RPI 1-25				RPI 26-50				RPI 51-100				RPI 101+ Team's RPI: 121			
RPI	S	Opponent	Score	RPI	S	Opponent	Score	RPI	S	Opponent	Score	RPI	S	Opponent	Score
9	A	Princeton	45 66	47	A	Rutgers	46 74	52	A	Yale	58 60	118	A	Columbia	64 89
9	H	Princeton	46 60					52	H	Yale	66 57	118	H	Columbia	57 62
								56	A	Penn	48 70	124	H	California	56 53
								56	H	Penn	58 51	129	A	Boston U.	66 39
												144	H	Northeastern	44 46
												161	A	Maine	69 40
												167	A	Dartmouth	62 63
												167	H	Dartmouth	64 49
												179	A	Quinnipiac	77 68
												180	A	Northern Ill.	59 53
												191	A	Cornell	73 58
												191	H	Cornell	47 55
												194	A	La Salle	69 75
												208	A	Fla. Atlantic	65 51
												210	H	Rhode Island	61 58
												224	A	Brown	63 59
												224	H	Brown	68 53
												237	N	Saint Joseph's	39 63
												276	H	Siena	68 51
												345	H	Hartford	53 44
LAST 10 Division I															
52	A	Yale	58 60	9	A	Princeton	45 66								
224	A	Brown	63 59	118	A	Columbia	64 89								
191	H	Cornell	47 55	191	A	Cornell	73 58								
118	H	Columbia	57 62	224	H	Brown	68 53								
56	A	Penn	48 70	52	H	Yale	66 57								

Non-Div I Games:

Harvard

Loss, Non-Conf, S Site, H Home A Away N Neutral

Average RPI Win:	245	WON-LOST	WINNING	LAST 10	STRENGTH OF	OPP. STRENGTH	TEAM	ADJ.	CONF.	ADJ CONF.
Average RPI Loss:	178	RECORD	PCT. RANK	GAMES	SCHEDULE	OF SCHEDULE	RPI	RPI	RPI	RPI
DIV. I ONLY	15- 14	161	6-4	225	252	199	199	28	28	
DIV. I NON-CONF.	5- 7	205	0	124	77	184	184	26	26	
TOTALS	RPI 1-25	RPI 26-50	W-L RECORDS	RPI 51-100	RPI 101-150	RPI 150+				
15- 14	0- 2	1- 0	OVERALL	0- 2	1- 1	13- 9				
9- 6	0- 1	1- 0	HOME	0- 1	0- 1	8- 3				
5- 8	0- 1	0- 0	AWAY	0- 1	1- 0	4- 6				
1- 0	0- 0	0- 0	NEUTRAL	0- 0	0- 0	1- 0				
5- 7	0- 2	1- 0	NON-CONFERENCE	0- 2	1- 1	3- 2				
3- 4	0- 1	1- 0	HOME	0- 1	0- 1	2- 1				
2- 3	0- 1	0- 0	AWAY	0- 1	1- 0	1- 1				
0- 0	0- 0	0- 0	NEUTRAL	0- 0	0- 0	0- 0				
10- 7	0- 0	0- 0	CONFERENCE	0- 0	0- 0	10- 7				
6- 2	0- 0	0- 0	HOME	0- 0	0- 0	6- 2				
3- 5	0- 0	0- 0	AWAY	0- 0	0- 0	3- 5				
1- 0	0- 0	0- 0	NEUTRAL	0- 0	0- 0	1- 0				

RPI 1-25				RPI 26-50				RPI 51-100				RPI 101+ Team's RPI: 199			
RPI	S	Opponent	Score	RPI	S	Opponent	Score	RPI	S	Opponent	Score	RPI	S	Opponent	Score
16	H	NC State	59 68	43	H	Texas	73 60	56	H	Penn	55 70	136	H	Texas Southern	57 74
20	A	Oregon St.	32 64					99	A	Idaho	52 67	140	A	Washington	62 50
												159	A	UC Davis	49 62
												159	H	UC Davis	48 65
												178	A	Pepperdine	52 51
												234	A	Cal St. Fullerton	64 70
												234	H	Cal St. Fullerton	79 72
												234	N	Cal St. Fullerton	72 59
												235	H	North Texas	60 66
												244	H	San Diego St.	61 58
												245	A	UC Santa Barbara	63 51
												245	H	UC Santa Barbara	56 57
												266	A	UC Irvine	71 72
												266	H	UC Irvine	94 70
												281	A	CSUN	54 58
												281	H	CSUN	70 66
												284	A	Long Beach St.	55 62
												284	H	Long Beach St.	68 44
												294	A	Cal Poly	59 46
												294	H	Cal Poly	75 58
												298	A	LMU (CA)	51 65
												312	A	UC Riverside	65 59
												312	H	UC Riverside	80 57
												321	H	UTSA	62 50
LAST 10 Division I															
				234	N	Cal St. Fullerton	72 59					159	H	UC Davis	48 65
				294	H	Cal Poly	75 58					281	H	CSUN	70 66
				245	H	UC Santa Barbara	56 57					245	A	UC Santa Barbara	63 51
				234	A	Cal St. Fullerton	64 70					294	A	Cal Poly	59 46
				266	A	UC Irvine	71 72					284	H	Long Beach St.	68 44

Non-Div I Games: Hope Int'l 86 49

Hawaii

Loss, Non-Conf, S Site, H Home A Away N Neutral

High Point

Through Games Of March 12, 2020

Average RPI Win:	262	WON-LOST	WINNING	LAST 10	STRENGTH OF	OPP. STRENGTH	TEAM	ADJ.	CONF.	ADJ CONF.
Average RPI Loss:	166	RECORD	PCT. RANK	GAMES	SCHEDULE	OF SCHEDULE	RPI	RPI	RPI	RPI
DIV. I ONLY	16- 13	142	7-2	219	308	175	175	25	25	
DIV. I NON-CONF.	2- 7	288	0	167	243	268	268	28	28	
TOTALS	RPI 1-25	RPI 26-50	W-L RECORDS	RPI 51-100	RPI 101-150	RPI 150+				
16- 13	0- 0	0- 1	OVERALL	0- 0	2- 5	14- 7				
9- 4	0- 0	0- 0	HOME	0- 0	1- 2	8- 2				
7- 9	0- 0	0- 1	AWAY	0- 0	1- 3	6- 5				
0- 0	0- 0	0- 0	NEUTRAL	0- 0	0- 0	0- 0				
2- 7	0- 0	0- 1	NON-CONFERENCE	0- 0	0- 3	2- 3				
1- 2	0- 0	0- 0	HOME	0- 0	0- 1	1- 1				
1- 5	0- 0	0- 1	AWAY	0- 0	0- 2	1- 2				
0- 0	0- 0	0- 0	NEUTRAL	0- 0	0- 0	0- 0				
14- 6	0- 0	0- 0	CONFERENCE	0- 0	2- 2	12- 4				
8- 2	0- 0	0- 0	HOME	0- 0	1- 1	7- 1				
6- 4	0- 0	0- 0	AWAY	0- 0	1- 1	5- 3				
0- 0	0- 0	0- 0	NEUTRAL	0- 0	0- 0	0- 0				

RPI S	Opponent	Score	RPI S	Opponent	Score	RPI S	Opponent	Score	RPI S	Opponent	Score	Team's RPI: 175
27	A Duke	57 93							101	A Butler	52 74	
									128	A Campbell	36 73	
									128	H Campbell	66 68	
									137	A Hampton	81 77	
									137	H Hampton	74 59	
									139	H Davidson	63 73	
									141	A UNC Greensboro	70 82	
									153	A Norfolk St.	58 72	
									158	A Gardner-Webb	57 70	
									158	H Gardner-Webb	46 62	
									170	A Radford	64 63	
									170	H Radford	68 58	
									203	A American	48 56	
									260	A UNC Asheville	60 76	
									260	H UNC Asheville	89 62	
									268	H Col. of Charleston	70 79	
									277	A Longwood	76 69	
									277	H Longwood	86 79	
									278	A N.C. Central	78 58	
									289	H ETSU	80 62	
									291	A Winthrop	63 69	
									291	H Winthrop	94 61	
									292	A Presbyterian	79 71	
									292	H Presbyterian	60 55	
									317	A USC Upstate	81 45	
									317	H USC Upstate	85 46	
LAST 10 Division I												
260	H UNC Asheville	89 62	158	H Gardner-Webb	46 62							
343	H Charleston So.	71 55	128	H Campbell	66 68							
277	H Longwood	86 79	317	A USC Upstate	81 45							
292	A Presbyterian	79 71	137	H Hampton	74 59							
170	A Radford	64 63	291	H Winthrop	94 61							

Non-Div I Games:

High Point

Loss, Non-Conf, S Site, H Home A Away N Neutral

RPI	S	Opponent	Score	
343	A	Charleston So.	84	70
343	H	Charleston So.	71	55

H
i
g
h
P
o
i
n
t

H
i
g
h
P
o
i
n
t

High Point

Hofstra

Through Games Of March 12, 2020

Average RPI Win:	232	WON-LOST	WINNING	LAST 10	STRENGTH OF	OPP. STRENGTH	TEAM	ADJ.	CONF.	ADJ CONF.
Average RPI Loss:	175	RECORD	PCT. RANK	GAMES	SCHEDULE	OF SCHEDULE	RPI	RPI	RPI	RPI
DIV. I ONLY	3- 27	341	0-10	173	242	329	329	14	14	
DIV. I NON-CONF.	3- 8	268	0	191	351	299	299	13	13	
TOTALS	RPI 1-25	RPI 26-50	W-L RECORDS	RPI 51-100	RPI 101-150	RPI 150+				
3- 27	0- 0	0- 4	OVERALL	0- 1	1- 4	2- 18				
2- 12	0- 0	0- 2	HOME	0- 1	1- 2	1- 7				
1- 13	0- 0	0- 2	AWAY	0- 0	0- 2	1- 9				
0- 2	0- 0	0- 0	NEUTRAL	0- 0	0- 0	0- 2				
3- 8	0- 0	0- 0	NON-CONFERENCE	0- 1	1- 0	2- 7				
2- 3	0- 0	0- 0	HOME	0- 1	1- 0	1- 2				
1- 3	0- 0	0- 0	AWAY	0- 0	0- 0	1- 3				
0- 2	0- 0	0- 0	NEUTRAL	0- 0	0- 0	0- 2				
0- 19	0- 0	0- 4	CONFERENCE	0- 0	0- 4	0- 11				
0- 9	0- 0	0- 2	HOME	0- 0	0- 2	0- 5				
0- 10	0- 0	0- 2	AWAY	0- 0	0- 2	0- 6				
0- 0	0- 0	0- 0	NEUTRAL	0- 0	0- 0	0- 0				

RPI S	Opponent	Score	RPI S	Opponent	Score	RPI S	Opponent	Score	RPI S	Opponent	Score	Team's RPI: 329
29	A James Madison	50 92	29	H James Madison	52 89	73	H Stony Brook	38 81	104	A William & Mary	42 71	
39	A Drexel	54 74	39	H Drexel	32 45				104	H William & Mary	53 66	
									128	H Campbell	58 55	
									144	A Northeastern	51 74	
									144	H Northeastern	54 62	
									152	N Samford	45 65	
									181	A Elon	50 67	
									181	A Elon	51 71	
									181	H Elon	56 69	
									182	A Delaware	59 80	
									182	H Delaware	67 77	
									190	H Cleveland St.	51 61	
									192	A Towson	71 84	
									192	H Towson	54 71	
									214	N Houston	44 54	
									221	A Fairfield	64 73	
									222	H Morgan St.	51 39	
									261	H Howard	64 73	
									262	A UNCW	43 56	
									262	H UNCW	59 62	
									268	A Col. of Charleston	63 67	
									268	H Col. of Charleston	60 63	
									286	A Sacred Heart	44 71	
									332	A LIU Brooklyn	46 85	
									345	A Hartford	43 41	
LAST 10 Division I												
181	A Elon	51 71	192	H Towson	54 71							
144	H Northeastern	54 62	104	A William & Mary	42 71							
262	A UNCW	43 56	181	A Elon	50 67							
268	A Col. of Charleston	63 67	182	H Delaware	67 77							
29	H James Madison	52 89	39	H Drexel	32 45							

Non-Div I Games:

Hofstra

Loss, Non-Conf, S Site, H Home A Away N Neutral

Holy Cross

Through Games Of March 12, 2020

Average RPI Win:	219	WON-LOST	WINNING	LAST 10	STRENGTH OF	OPP. STRENGTH	TEAM	ADJ.	CONF.	ADJ CONF.
Average RPI Loss:	142	RECORD	PCT. RANK	GAMES	SCHEDULE	OF SCHEDULE	RPI	RPI	RPI	RPI
DIV. I ONLY	19- 11	86	6-3	208	186	122	122	16	16	
DIV. I NON-CONF.	7- 4	100	0	255	268	117	117	15	15	
TOTALS	RPI 1-25	RPI 26-50	W-L RECORDS	RPI 51-100	RPI 101-150	RPI 150+				
19- 11	0- 0	0- 2	OVERALL	1- 0	2- 6	16- 3				
11- 3	0- 0	0- 1	HOME	1- 0	1- 2	9- 0				
8- 8	0- 0	0- 1	AWAY	0- 0	1- 4	7- 3				
0- 0	0- 0	0- 0	NEUTRAL	0- 0	0- 0	0- 0				
7- 4	0- 0	0- 0	NON-CONFERENCE	1- 0	0- 2	6- 2				
4- 0	0- 0	0- 0	HOME	1- 0	0- 0	3- 0				
3- 4	0- 0	0- 0	AWAY	0- 0	0- 2	3- 2				
0- 0	0- 0	0- 0	NEUTRAL	0- 0	0- 0	0- 0				
12- 7	0- 0	0- 2	CONFERENCE	0- 0	2- 4	10- 1				
7- 3	0- 0	0- 1	HOME	0- 0	1- 2	6- 0				
5- 4	0- 0	0- 1	AWAY	0- 0	1- 2	4- 1				
0- 0	0- 0	0- 0	NEUTRAL	0- 0	0- 0	0- 0				

RPI S	Opponent	Score	RPI S	Opponent	Score	RPI S	Opponent	Score	RPI S	Opponent	Score	Team's RPI: 122
49	A Bucknell	45 63	49	H Bucknell	40 51	62	H Boston College	80 71	107	A Lehigh	74 57	
									107	H Lehigh	65 62	
									119	A North Florida	60 80	
									126	A Colgate	60 71	
									126	H Colgate	69 80	
									129	A Boston U.	70 76	
									129	H Boston U.	51 62	
									149	A Massachusetts	72 75	
									168	A Lafayette	57 49	
									168	H Lafayette	52 33	
									168	H Lafayette	57 56	
									177	H Merrimack	68 42	
									202	A Illinois	75 78	
									203	A American	73 58	
									203	H American	72 59	
									210	A Rhode Island	58 73	
									224	A Brown	83 71	
									229	A Stetson	75 63	
									265	H New Hampshire	82 61	
									269	A Army West Point	48 61	
									269	H Army West Point	64 61	
									279	A Loyola Maryland	64 56	
									279	H Loyola Maryland	66 48	
									286	A Sacred Heart	65 52	
									320	A Navy	58 49	
									320	H Navy	57 43	
LAST 10 Division I												
168	H Lafayette	52 33	49	A Bucknell	45 63	168	A Lafayette	57 49	107	H Lehigh	65 62	
279	H Loyola Maryland	66 48	168	A Lafayette	57 49	107	H Lehigh	65 62	286	A Sacred Heart	65 52	
203	A American	73 58	107	H Lehigh	65 62	129	H Boston U.	51 62	320	A Navy	58 49	
269	H Army West Point	64 61	129	H Boston U.	51 62	126	A Colgate	60 71	320	H Navy	57 43	
126	H Colgate	69 80	126	A Colgate	60 71							

Non-Div I Games:

Holy Cross

Loss, Non-Conf, S Site, H Home A Away N Neutral

RPI	S	Opponent	Score
324	H	Bryant	87 75

H
o
l
y
C
r
o
s
s

H
o
l
y
C
r
o
s
s

Holy Cross

Average RPI Win: 229	WON-LOST	WINNING	LAST 10	STRENGTH OF	OPP. STRENGTH	TEAM	ADJ.	CONF.	ADJ CONF.
Average RPI Loss: 112	RECORD	PCT. RANK	GAMES	SCHEDULE	OF SCHEDULE	RPI	RPI	RPI	RPI
DIV. I ONLY	12- 19	240	2-8	133	89	214	214	9	9
DIV. I NON-CONF.	7- 7	164	0	200	148	193	193	9	9
TOTALS	RPI 1-25	RPI 26-50	W-L RECORDS	RPI 51-100	RPI 101-150	RPI 150+			
12- 19	0- 3	0- 2	OVERALL	1- 6	0- 2	11- 6			
9- 5	0- 1	0- 2	HOME	1- 1	0- 1	8- 0			
1- 11	0- 2	0- 0	AWAY	0- 4	0- 1	1- 4			
2- 3	0- 0	0- 0	NEUTRAL	0- 1	0- 0	2- 2			
7- 7	0- 1	0- 1	NON-CONFERENCE	1- 3	0- 0	6- 2			
5- 1	0- 0	0- 1	HOME	1- 0	0- 0	4- 0			
0- 4	0- 1	0- 0	AWAY	0- 2	0- 0	0- 1			
2- 2	0- 0	0- 0	NEUTRAL	0- 1	0- 0	2- 1			
5- 12	0- 2	0- 1	CONFERENCE	0- 3	0- 2	5- 4			
4- 4	0- 1	0- 1	HOME	0- 1	0- 1	4- 0			
1- 7	0- 1	0- 0	AWAY	0- 2	0- 1	1- 3			
0- 1	0- 0	0- 0	NEUTRAL	0- 0	0- 0	0- 1			

RPI 1-25				RPI 26-50				RPI 51-100				RPI 101+ Team's RPI: 214			
RPI	S	Opponent	Score	RPI	S	Opponent	Score	RPI	S	Opponent	Score	RPI	S	Opponent	Score
4	A	UConn	51 91	36	H	FGCU	45 57	61	A	Cincinnati	66 85	116	A	Temple	75 76
4	H	UConn	40 92	37	H	UCF	49 67	61	H	Cincinnati	65 74	116	H	Temple	58 61
21	A	Texas A&M	43 72					69	A	South Fla.	45 74	165	H	Wichita St.	64 56
								79	A	Georgia Tech	38 69	165	N	Wichita St.	64 72
								87	A	Fordham	54 63	174	A	Tulane	66 60
								92	H	Oklahoma	85 69	195	H	Memphis	75 65
								100	N	Syracuse	62 87	212	H	Southern Miss.	75 60
												215	N	San Francisco	57 80
												230	A	New Mexico	71 81
												233	A	SMU	47 60
												233	H	SMU	55 53
												242	A	East Carolina	50 53
												242	H	East Carolina	72 63
												249	H	Louisiana Tech	67 53
												251	H	Southeastern La.	78 65
												258	A	Tulsa	64 71
												285	N	California Baptist	96 75
												318	H	Houston Baptist	82 60
												329	N	Hofstra	54 44
LAST 10 Division I															
165	N	Wichita St.	64 72	116	A	Temple	75 76								
258	A	Tulsa	64 71	37	H	UCF	49 67								
4	H	UConn	40 92	242	A	East Carolina	50 53								
233	A	SMU	47 60	233	H	SMU	55 53								
61	H	Cincinnati	65 74	174	A	Tulane	66 60								

Non-Div I Games:

Houston

■ Loss,
 ■ Non-Conf,
 ■ S Site,
 ■ Home
 ■ A Away
 N Neutral

Houston Baptist

Through Games Of March 12, 2020

Average RPI Win:	282	WON-LOST	WINNING	LAST 10	STRENGTH OF	OPP. STRENGTH	TEAM	ADJ.	CONF.	ADJ CONF.
Average RPI Loss:	182	RECORD	PCT. RANK	GAMES	SCHEDULE	OF SCHEDULE	RPI	RPI	RPI	RPI
DIV. I ONLY	6- 21	315	3-7	267	276	318	318	23	23	
DIV. I NON-CONF.	2- 5	259	0	179	232	209	209	24	24	
TOTALS	RPI 1-25	RPI 26-50	W-L RECORDS	RPI 51-100	RPI 101-150	RPI 150+				
6- 21	0- 1	0- 0	OVERALL	0- 5	0- 3	6- 12				
3- 8	0- 0	0- 0	HOME	0- 3	0- 1	3- 4				
3- 13	0- 1	0- 0	AWAY	0- 2	0- 2	3- 8				
0- 0	0- 0	0- 0	NEUTRAL	0- 0	0- 0	0- 0				
2- 5	0- 1	0- 0	NON-CONFERENCE	0- 0	0- 1	2- 3				
0- 1	0- 0	0- 0	HOME	0- 0	0- 0	0- 1				
2- 4	0- 1	0- 0	AWAY	0- 0	0- 1	2- 2				
0- 0	0- 0	0- 0	NEUTRAL	0- 0	0- 0	0- 0				
4- 16	0- 0	0- 0	CONFERENCE	0- 5	0- 2	4- 9				
3- 7	0- 0	0- 0	HOME	0- 3	0- 1	3- 3				
1- 9	0- 0	0- 0	AWAY	0- 2	0- 1	1- 6				
0- 0	0- 0	0- 0	NEUTRAL	0- 0	0- 0	0- 0				

RPI 1-25				RPI 26-50				RPI 51-100				RPI 101+ Team's RPI: 318			
RPI	S	Opponent	Score	RPI	S	Opponent	Score	RPI	S	Opponent	Score	RPI	S	Opponent	Score
5	A	Baylor	42 112					78	A	A&M-Corpus Christi	47 58	135	A	Texas Tech	51 59
								78	H	A&M-Corpus Christi	65 75	145	A	Sam Houston St.	60 75
								82	H	SFA	42 59	145	H	Sam Houston St.	69 97
								85	A	Abilene Christian	54 71	163	H	Northern Ariz.	62 79
								85	H	Abilene Christian	79 84	165	A	Wichita St.	42 59
												172	A	New Orleans	84 88
												198	A	Oral Roberts	74 73
												214	A	Houston	60 82
												239	A	Central Ark.	39 63
												251	H	Southeastern La.	59 69
												255	A	Nicholls St.	53 57
												255	H	Nicholls St.	78 84
												263	A	Lamar University	53 60
												263	H	Lamar University	72 59
												267	A	Incarnate Word	60 55
												267	H	Incarnate Word	66 49
												335	A	Northwestern St.	60 69
												335	H	Northwestern St.	46 54
												347	A	McNeese	72 88
												347	H	McNeese	56 54
												348	A	La.-Monroe	72 65
LAST 10 Division I															
78	A	A&M-Corpus Christi	47 58	85	H	Abilene Christian	79 84	263	H	Lamar University	72 59				
267	H	Incarnate Word	66 49	85	A	Abilene Christian	54 71	335	H	Northwestern St.	46 54				
347	H	McNeese	56 54	172	A	New Orleans	84 88								
255	A	Nicholls St.	53 57												
145	A	Sam Houston St.	60 75												

Non-Div I Games: LSU-Shreveport 67 44 Paul Quinn 63 34

Houston Baptist

Loss, Non-Conf, S Site, H Home A Away N Neutral

Average RPI Win:	309	WON-LOST	WINNING	LAST 10	STRENGTH OF	OPP. STRENGTH	TEAM	ADJ.	CONF.	ADJ CONF.
Average RPI Loss:	163	RECORD	PCT. RANK	GAMES	SCHEDULE	OF SCHEDULE	RPI	RPI	RPI	RPI
DIV. I ONLY	16- 15	167	4-6	348	301	261	261	29	29	
DIV. I NON-CONF.	8- 5	117	0	312	223	180	180	29	29	
TOTALS	RPI 1-25	RPI 26-50	W-L RECORDS	RPI 51-100	RPI 101-150	RPI 150+				
16- 15	0- 0	0- 1	OVERALL	0- 2	0- 3	16- 9				
7- 5	0- 0	0- 0	HOME	0- 0	0- 1	7- 4				
8- 7	0- 0	0- 0	AWAY	0- 2	0- 1	8- 4				
1- 3	0- 0	0- 1	NEUTRAL	0- 0	0- 1	1- 1				
8- 5	0- 0	0- 1	NON-CONFERENCE	0- 2	0- 1	8- 1				
3- 1	0- 0	0- 0	HOME	0- 0	0- 0	3- 1				
5- 2	0- 0	0- 0	AWAY	0- 2	0- 0	5- 0				
0- 2	0- 0	0- 1	NEUTRAL	0- 0	0- 1	0- 0				
8- 10	0- 0	0- 0	CONFERENCE	0- 0	0- 2	8- 8				
4- 4	0- 0	0- 0	HOME	0- 0	0- 1	4- 3				
3- 5	0- 0	0- 0	AWAY	0- 0	0- 1	3- 4				
1- 1	0- 0	0- 0	NEUTRAL	0- 0	0- 0	1- 1				

RPI S	Opponent	Score	RPI S	Opponent	Score	RPI S	Opponent	Score	RPI S	Opponent	Score	Team's RPI: 261
49 N	Bucknell	60 70	65 A	Tennessee	38 88	130 A	Bethune-Cookman	59 88				
			69 A	South Fla.	53 82	130 H	Bethune-Cookman	59 75				
						140 N	Washington	58 75				
						153 A	Norfolk St.	60 69				
						153 H	Norfolk St.	80 83				
						153 N	Norfolk St.	45 76				
						184 A	N.C. A&T	55 60				
						194 H	La Salle	62 78				
						222 A	Morgan St.	67 74				
						222 H	Morgan St.	52 68				
						242 A	East Carolina	67 51				
						252 A	George Mason	86 75				
						275 H	Delaware St.	76 71				
						278 A	N.C. Central	71 89				
						279 A	Loyola Maryland	75 69				
						283 H	Niagara	91 42				
						299 A	UMBC	72 61				
						304 H	Fairleigh Dickinson	64 56				
						307 A	UMES	79 58				
						307 H	UMES	70 71				
						322 H	Saint Peter's	92 80				
						329 A	Hofstra	73 64				
						336 A	Florida A&M	82 56				
						336 H	Florida A&M	72 58				
						337 A	Coppin St.	66 54				
						337 H	Coppin St.	64 52				
LAST 10 Division I												
			153 N	Norfolk St.	45 76	278 A	N.C. Central	71 89				
			350 N	South Carolina St.	79 72	184 A	N.C. A&T	55 60				
			275 H	Delaware St.	76 71	130 A	Bethune-Cookman	59 88				
			307 H	UMES	70 71	336 A	Florida A&M	82 56				
			153 A	Norfolk St.	60 69	337 H	Coppin St.	64 52				

Non-Div I Games:

Howard

■ Loss,
 ■ Non-Conf,
 ■ S Site,
 ■ Home
 ■ A Away
 N Neutral

RPI	S	Opponent	Score
350	H	South Carolina St.	78 47
350	N	South Carolina St.	79 72

H
o
w
a
r
d

H
o
w
a
r
d

Howard

Average RPI Win: 212	WON-LOST	WINNING	LAST 10	STRENGTH OF	OPP. STRENGTH	TEAM	ADJ.	CONF.	ADJ CONF.
Average RPI Loss: 122	RECORD	PCT. RANK	GAMES	SCHEDULE	OF SCHEDULE	RPI	RPI	RPI	RPI
DIV. I ONLY	22- 8	46	8-2	144	229	59	59	22	22
DIV. I NON-CONF.	5- 5	164	0	61	54	86	86	22	22
TOTALS	RPI 1-25	RPI 26-50	W-L RECORDS	RPI 51-100	RPI 101-150	RPI 150+			
22- 8	0- 0	0- 1	OVERALL	2- 2	3- 3	17- 2			
11- 1	0- 0	0- 0	HOME	1- 0	1- 1	9- 0			
7- 7	0- 0	0- 1	AWAY	0- 2	1- 2	6- 2			
4- 0	0- 0	0- 0	NEUTRAL	1- 0	1- 0	2- 0			
5- 5	0- 0	0- 1	NON-CONFERENCE	2- 2	1- 2	2- 0			
3- 0	0- 0	0- 0	HOME	1- 0	1- 0	1- 0			
0- 5	0- 0	0- 1	AWAY	0- 2	0- 2	0- 0			
2- 0	0- 0	0- 0	NEUTRAL	1- 0	0- 0	1- 0			
17- 3	0- 0	0- 0	CONFERENCE	0- 0	2- 1	15- 2			
8- 1	0- 0	0- 0	HOME	0- 0	0- 1	8- 0			
7- 2	0- 0	0- 0	AWAY	0- 0	1- 0	6- 2			
2- 0	0- 0	0- 0	NEUTRAL	0- 0	1- 0	1- 0			

RPI S	Opponent	Score	RPI S	Opponent	Score	RPI S	Opponent	Score	RPI S	Opponent	Score
48	A UT Martin	51 57	58	N St. John's (NY)	85 78	101	A Butler	61 64			
			66	A UNI	50 51	105	H Southern Ill.	81 78			
			76	H Ball St.	65 48	113	A Green Bay	54 42			
			80	A Ohio	64 70	113	H Green Bay	58 61			
						113	N Green Bay	51 37			
						120	A Miami (FL)	65 74			
						171	A Wright St.	62 58			
						171	H Wright St.	80 60			
						181	N Elon	59 53			
						185	A Northern Ky.	62 65			
						185	H Northern Ky.	89 61			
						190	A Cleveland St.	78 53			
						190	H Cleveland St.	58 48			
						190	N Cleveland St.	71 54			
						220	A Milwaukee	75 52			
						220	H Milwaukee	60 53			
						259	A Youngstown St.	73 75			
						259	H Youngstown St.	77 69			
						290	A Oakland	89 63			
						290	H Oakland	76 41			
						296	H Eastern Ky.	72 42			
						333	A Detroit Mercy	95 54			
						333	H Detroit Mercy	82 45			
						341	A UIC	88 49			
						341	H UIC	87 51			
LAST 10 Division I											
			113	N Green Bay	51 37	185	A Northern Ky.	62 65			
			190	N Cleveland St.	71 54	171	A Wright St.	62 58			
			341	H UIC	87 51	290	A Oakland	89 63			
			113	H Green Bay	58 61	333	A Detroit Mercy	95 54			
			220	H Milwaukee	60 53	259	H Youngstown St.	77 69			

Non-Div I Games: Ind.-Northwest 103 45

IUPUI

■ Loss,
 ■ Non-Conf, S Site,
 ■ Home
 ■ Away
 N Neutral

Average RPI Win: 226		WON-LOST	WINNING	LAST 10	STRENGTH OF	OPP. STRENGTH	TEAM	ADJ.	CONF.	ADJ CONF.
Average RPI Loss: 130		RECORD	PCT. RANK	GAMES	SCHEDULE	OF SCHEDULE	RPI	RPI	RPI	RPI
DIV. I ONLY		22- 9	54	9-1	227	189	99	99	18	18
DIV. I NON-CONF.		5- 4	140	0	172	104	113	113	17	17
TOTALS	RPI 1-25		RPI 26-50		W-L RECORDS		RPI 51-100		RPI 101-150	RPI 150+
22- 9	0- 0		0- 1		OVERALL		1- 3		1- 0	20- 5
10- 2	0- 0		0- 0		HOME		0- 1		0- 0	10- 1
10- 5	0- 0		0- 0		AWAY		1- 2		1- 0	8- 3
2- 2	0- 0		0- 1		NEUTRAL		0- 0		0- 0	2- 1
5- 4	0- 0		0- 1		NON-CONFERENCE		0- 2		1- 0	4- 1
2- 0	0- 0		0- 0		HOME		0- 0		0- 0	2- 0
3- 2	0- 0		0- 0		AWAY		0- 2		1- 0	2- 0
0- 2	0- 0		0- 1		NEUTRAL		0- 0		0- 0	0- 1
17- 5	0- 0		0- 0		CONFERENCE		1- 1		0- 0	16- 4
8- 2	0- 0		0- 0		HOME		0- 1		0- 0	8- 1
7- 3	0- 0		0- 0		AWAY		1- 0		0- 0	6- 3
2- 0	0- 0		0- 0		NEUTRAL		0- 0		0- 0	2- 0

RPI 1-25			
RPI	S	Opponent	Score
RPI 26-50			
RPI	S	Opponent	Score
33	N	Old Dominion	55 67
RPI 51-100			
RPI	S	Opponent	Score
57	A	Montana St.	69 68
57	H	Montana St.	56 62
67	A	Oklahoma St.	47 62
69	A	South Fla.	64 67
Team's RPI: 99			
RPI 101+			
RPI	S	Opponent	Score
111	A	San Diego	65 32
162	A	Montana	60 69
162	H	Montana	52 51
163	A	Northern Ariz.	67 70
163	H	Northern Ariz.	70 71
169	A	Idaho St.	61 50
169	H	Idaho St.	62 56
169	N	Idaho St.	66 51
189	A	Southern Utah	71 56
189	H	Southern Utah	70 57
197	A	Portland St.	53 74
197	H	Portland St.	65 52
197	N	Portland St.	56 54
199	H	Hawaii	67 52
215	A	San Francisco	66 60
226	A	Northern Colo.	57 46
226	H	Northern Colo.	70 65
263	N	Lamar University	44 47
295	H	Colorado St.	61 54
297	A	Seattle U	90 84
309	A	Sacramento St.	96 88
309	H	Sacramento St.	70 44
315	A	Eastern Wash.	75 46
315	H	Eastern Wash.	69 60
327	A	Weber St.	91 57
327	H	Weber St.	70 50

Non-Div I Games:

Idaho

Loss, Non-Conf, S Site, H Home A Away N Neutral

Average RPI Win:	251	WON-LOST	WINNING	LAST 10	STRENGTH OF	OPP. STRENGTH	TEAM	ADJ.	CONF.	ADJ CONF.
Average RPI Loss:	128	RECORD	PCT. RANK	GAMES	SCHEDULE	OF SCHEDULE	RPI	RPI	RPI	RPI
DIV. I ONLY	16- 13	142	7-3	235	192	169	169	18	18	
DIV. I NON-CONF.	2- 5	259	0	256	70	263	263	17	17	
TOTALS	RPI 1-25	RPI 26-50	W-L RECORDS	RPI 51-100	RPI 101-150	RPI 150+				
16- 13	0- 0	0- 2	OVERALL	0- 6	0- 0	16- 5				
7- 5	0- 0	0- 0	HOME	0- 2	0- 0	7- 3				
8- 7	0- 0	0- 2	AWAY	0- 3	0- 0	8- 2				
1- 1	0- 0	0- 0	NEUTRAL	0- 1	0- 0	1- 0				
2- 5	0- 0	0- 2	NON-CONFERENCE	0- 1	0- 0	2- 2				
1- 1	0- 0	0- 0	HOME	0- 0	0- 0	1- 1				
1- 4	0- 0	0- 2	AWAY	0- 1	0- 0	1- 1				
0- 0	0- 0	0- 0	NEUTRAL	0- 0	0- 0	0- 0				
14- 8	0- 0	0- 0	CONFERENCE	0- 5	0- 0	14- 3				
6- 4	0- 0	0- 0	HOME	0- 2	0- 0	6- 2				
7- 3	0- 0	0- 0	AWAY	0- 2	0- 0	7- 1				
1- 1	0- 0	0- 0	NEUTRAL	0- 1	0- 0	1- 0				

RPI 1-25				RPI 26-50				RPI 51-100				RPI 101+				Team's RPI: 169	
RPI	S	Opponent	Score	RPI	S	Opponent	Score	RPI	S	Opponent	Score	RPI	S	Opponent	Score		
				27	A	Duke	66 85	57	A	Montana St.	59 67	162	A	Montana	67 53		
				40	A	Arizona St.	69 74	57	H	Montana St.	55 74	162	H	Montana	72 59		
								67	A	Oklahoma St.	52 70	163	A	Northern Ariz.	79 76		
								99	A	Idaho	56 62	163	H	Northern Ariz.	59 70		
								99	H	Idaho	50 61	189	A	Southern Utah	65 72		
								99	N	Idaho	51 66	189	H	Southern Utah	73 54		
												189	N	Southern Utah	70 63		
												197	A	Portland St.	68 63		
												197	H	Portland St.	64 69		
												226	A	Northern Colo.	71 55		
												226	H	Northern Colo.	59 39		
												280	A	Utah St.	61 69		
												285	H	California Baptist	68 74		
												297	H	Seattle U	73 48		
												302	A	Utah Valley	88 61		
												309	A	Sacramento St.	75 51		
												309	H	Sacramento St.	80 62		
												315	A	Eastern Wash.	67 47		
												315	H	Eastern Wash.	77 49		
												327	A	Weber St.	65 54		
												327	H	Weber St.	55 41		
LAST 10 Division I																	
				99	N	Idaho	51 66	226	A	Northern Colo.	71 55						
				189	N	Southern Utah	70 63	327	H	Weber St.	55 41						
				99	H	Idaho	50 61	162	H	Montana	72 59						
				315	H	Eastern Wash.	77 49	57	H	Montana St.	55 74						
				197	A	Portland St.	68 63	309	A	Sacramento St.	75 51						

Non-Div I Games: Arizona Christian 93 36 Montana Tech 83 57

Idaho St.

■ Loss,
■ Non-Conf,
■ S Site,
■ Home
■ Away
N Neutral

Average RPI Win:	234	WON-LOST	WINNING	LAST 10	STRENGTH OF	OPP. STRENGTH	TEAM	ADJ.	CONF.	ADJ CONF.
Average RPI Loss:	54	RECORD	PCT. RANK	GAMES	SCHEDULE	OF SCHEDULE	RPI	RPI	RPI	RPI
DIV. I ONLY	11- 19	256	1-9	85	54	202	202	2	2	
DIV. I NON-CONF.	9- 2	37	0	315	319	152	152	1	1	
TOTALS	RPI 1-25	RPI 26-50	W-L RECORDS	RPI 51-100	RPI 101-150	RPI 150+				
11- 19	0- 8	0- 5	OVERALL	1- 2	1- 4	9- 0				
9- 9	0- 4	0- 2	HOME	1- 1	1- 2	7- 0				
2- 9	0- 4	0- 3	AWAY	0- 1	0- 1	2- 0				
0- 1	0- 0	0- 0	NEUTRAL	0- 0	0- 1	0- 0				
9- 2	0- 0	0- 0	NON-CONFERENCE	0- 1	1- 1	8- 0				
8- 1	0- 0	0- 0	HOME	0- 1	1- 0	7- 0				
1- 1	0- 0	0- 0	AWAY	0- 0	0- 1	1- 0				
0- 0	0- 0	0- 0	NEUTRAL	0- 0	0- 0	0- 0				
2- 17	0- 8	0- 5	CONFERENCE	1- 1	0- 3	1- 0				
1- 8	0- 4	0- 2	HOME	1- 0	0- 2	0- 0				
1- 8	0- 4	0- 3	AWAY	0- 1	0- 0	1- 0				
0- 1	0- 0	0- 0	NEUTRAL	0- 0	0- 1	0- 0				

RPI	S	Opponent	Score	RPI	S	Opponent	Score	RPI	S	Opponent	Score	RPI	S	Opponent	Score	Team's RPI: 202
3	H	Maryland	60 79	34	A	Michigan	59 80	74	H	Illinois St.	58 74	102	H	Michigan St.	58 72	
11	A	Northwestern	58 75	45	A	Purdue	67 81	89	A	Nebraska	58 80	122	H	Holy Cross	78 75	
11	H	Northwestern	50 77	45	H	Purdue	58 70	91	H	Minnesota	74 71	147	A	North Carolina	60 85	
14	A	Indiana	42 83	47	A	Rutgers	41 72					150	H	Wisconsin	64 73	
14	H	Indiana	54 59	47	H	Rutgers	51 75					150	N	Wisconsin	55 71	
15	A	Iowa	72 108									173	H	Austin Peay	76 62	
17	A	Ohio St.	47 77									176	A	Missouri	58 51	
17	H	Ohio St.	58 78									177	H	Merrimack	75 72	
												217	A	Penn St.	70 66	
												292	H	Presbyterian	71 52	
												324	H	Bryant	69 55	
												328	H	Ark.-Pine Bluff	65 50	
												330	H	Evansville	59 44	
												349	H	Chicago St.	96 66	
LAST 10 Division I																
150	N	Wisconsin	55 71	45	H	Purdue	58 70									
11	A	Northwestern	58 75	14	H	Indiana	54 59									
102	H	Michigan St.	58 72	217	A	Penn St.	70 66									
89	A	Nebraska	58 80	17	H	Ohio St.	58 78									
34	A	Michigan	59 80	150	H	Wisconsin	64 73									

Non-Div I Games:

Illinois

Average RPI Win:	178	WON-LOST	WINNING	LAST 10	STRENGTH OF	OPP. STRENGTH	TEAM	ADJ.	CONF.	ADJ CONF.
Average RPI Loss:	73	RECORD	PCT. RANK	GAMES	SCHEDULE	OF SCHEDULE	RPI	RPI	RPI	RPI
DIV. I ONLY	18- 10	84	6-4	93	98	74	74	8	8	
DIV. I NON-CONF.	7- 3	80	0	152	183	65	65	7	7	
TOTALS	RPI 1-25	RPI 26-50	W-L RECORDS	RPI 51-100	RPI 101-150	RPI 150+				
18- 10	1- 4	1- 2	OVERALL	2- 1	3- 1	11- 2				
11- 3	1- 1	1- 1	HOME	1- 0	1- 1	7- 0				
7- 7	0- 3	0- 1	AWAY	1- 1	2- 0	4- 2				
0- 0	0- 0	0- 0	NEUTRAL	0- 0	0- 0	0- 0				
7- 3	0- 1	1- 0	NON-CONFERENCE	0- 1	0- 0	6- 1				
5- 0	0- 0	1- 0	HOME	0- 0	0- 0	4- 0				
2- 3	0- 1	0- 0	AWAY	0- 1	0- 0	2- 1				
0- 0	0- 0	0- 0	NEUTRAL	0- 0	0- 0	0- 0				
11- 7	1- 3	0- 2	CONFERENCE	2- 0	3- 1	5- 1				
6- 3	1- 1	0- 1	HOME	1- 0	1- 1	3- 0				
5- 4	0- 2	0- 1	AWAY	1- 0	2- 0	2- 1				
0- 0	0- 0	0- 0	NEUTRAL	0- 0	0- 0	0- 0				

RPI S	Opponent	Score	RPI S	Opponent	Score	RPI S	Opponent	Score	RPI S	Opponent	Score
8	A Missouri St.	74 87	48	H UT Martin	70 47	66	A UNI	69 61	105	A Southern Ill.	62 54
8	H Missouri St.	78 66	50	A Bradley	61 76	66	H UNI	65 57	105	H Southern Ill.	66 56
23	A Marquette	41 58	50	H Bradley	62 66	86	A Saint Louis	56 61	133	A Valparaiso	72 60
25	A Drake	82 87							133	H Valparaiso	70 78
25	H Drake	67 69							155	A Loyola Chicago	64 69
									155	H Loyola Chicago	86 85
									157	H Jackson St.	77 55
									173	A Austin Peay	72 77
									180	H Northern Ill.	69 66
									202	A Illinois	74 58
									216	H Western Ill.	78 65
									218	A North Dakota	66 58
									273	A Indiana St.	62 55
									273	H Indiana St.	83 69
									330	A Evansville	68 51
									330	H Evansville	81 58
									338	H SIUE	74 53
LAST 10 Division I											
273	A Indiana St.	62 55	66	A UNI	69 61						
330	A Evansville	68 51	133	H Valparaiso	70 78						
105	H Southern Ill.	66 56	155	H Loyola Chicago	86 85						
8	H Missouri St.	78 66	50	H Bradley	62 66						
25	A Drake	82 87	8	A Missouri St.	74 87						

Non-Div I Games: Truman 87 60

Illinois St.

Average RPI Win: 246	WON-LOST	WINNING	LAST 10	STRENGTH OF	OPP. STRENGTH	TEAM	ADJ.	CONF.	ADJ CONF.
Average RPI Loss: 187	RECORD	PCT. RANK	GAMES	SCHEDULE	OF SCHEDULE	RPI	RPI	RPI	RPI
DIV. I ONLY	10- 15	232	4-5	292	266	267	267	23	23
DIV. I NON-CONF.	0- 5	338	0	319	170	349	349	24	24
TOTALS	RPI 1-25	RPI 26-50	W-L RECORDS	RPI 51-100	RPI 101-150	RPI 150+			
10- 15	0- 0	0- 0	OVERALL	2- 6	1- 0	7- 9			
5- 6	0- 0	0- 0	HOME	1- 2	0- 0	4- 4			
5- 9	0- 0	0- 0	AWAY	1- 4	1- 0	3- 5			
0- 0	0- 0	0- 0	NEUTRAL	0- 0	0- 0	0- 0			
0- 5	0- 0	0- 0	NON-CONFERENCE	0- 2	0- 0	0- 3			
0- 1	0- 0	0- 0	HOME	0- 0	0- 0	0- 1			
0- 4	0- 0	0- 0	AWAY	0- 2	0- 0	0- 2			
0- 0	0- 0	0- 0	NEUTRAL	0- 0	0- 0	0- 0			
10- 10	0- 0	0- 0	CONFERENCE	2- 4	1- 0	7- 6			
5- 5	0- 0	0- 0	HOME	1- 2	0- 0	4- 3			
5- 5	0- 0	0- 0	AWAY	1- 2	1- 0	3- 3			
0- 0	0- 0	0- 0	NEUTRAL	0- 0	0- 0	0- 0			

RPI S	Opponent	Score	RPI S	Opponent	Score	RPI S	Opponent	Score	RPI S	Opponent	Score	Team's RPI: 267
						77	A Kansas St.	41 85	145	A Sam Houston St.	77 74	
						78	A A&M-Corpus Christi	50 56	172	A New Orleans	57 61	
						78	H A&M-Corpus Christi	38 64	172	H New Orleans	55 67	
						80	A Ohio	41 78	239	H Central Ark.	37 47	
						82	A SFA	45 67	244	H San Diego St.	48 57	
						82	H SFA	60 52	251	A Southeastern La.	44 58	
						85	A Abilene Christian	71 70	255	H Nicholls St.	53 51	
						85	H Abilene Christian	69 76	263	A Lamar University	67 48	
									263	H Lamar University	68 67	
									295	A Colorado St.	47 75	
									318	A Houston Baptist	49 66	
									318	H Houston Baptist	55 60	
									321	A UTSA	56 63	
									335	A Northwestern St.	69 67	
									335	H Northwestern St.	76 39	
									347	A McNeese	72 71	
									347	H McNeese	73 56	
LAST 10 Division I												
			85	H Abilene Christian	69 76	347	A McNeese	72 71				
			318	A Houston Baptist	49 66	172	A New Orleans	57 61				
			78	A A&M-Corpus Christi	50 56	335	H Northwestern St.	76 39				
			263	H Lamar University	68 67	251	A Southeastern La.	44 58				
			82	H SFA	60 52	145	A Sam Houston St.	77 74				

Non-Div I Games: Schreiner 70 35 Tex. A&M Int'l 55 38 Paul Quinn 79 62 UNKNOWN 74 52 Incarnate Word

Average RPI Win:	119	WON-LOST	WINNING	LAST 10	STRENGTH OF	OPP. STRENGTH	TEAM	ADJ.	CONF.	ADJ CONF.
Average RPI Loss:	9	RECORD	PCT. RANK	GAMES	SCHEDULE	OF SCHEDULE	RPI	RPI	RPI	RPI
DIV. I ONLY	24- 8	40	7-3	9	12	14	14	2	2	
DIV. I NON-CONF.	10- 2	29	0	18	45	10	10	1	1	
TOTALS	RPI 1-25	RPI 26-50	W-L RECORDS	RPI 51-100	RPI 101-150	RPI 150+				
24- 8	1- 8	5- 0	OVERALL	4- 0	7- 0	7- 0				
11- 4	0- 4	1- 0	HOME	2- 0	3- 0	5- 0				
10- 2	0- 2	3- 0	AWAY	2- 0	3- 0	2- 0				
3- 2	1- 2	1- 0	NEUTRAL	0- 0	1- 0	0- 0				
10- 2	1- 2	0- 0	NON-CONFERENCE	0- 0	5- 0	4- 0				
5- 1	0- 1	0- 0	HOME	0- 0	1- 0	4- 0				
3- 0	0- 0	0- 0	AWAY	0- 0	3- 0	0- 0				
2- 1	1- 1	0- 0	NEUTRAL	0- 0	1- 0	0- 0				
14- 6	0- 6	5- 0	CONFERENCE	4- 0	2- 0	3- 0				
6- 3	0- 3	1- 0	HOME	2- 0	2- 0	1- 0				
7- 2	0- 2	3- 0	AWAY	2- 0	0- 0	2- 0				
1- 1	0- 1	1- 0	NEUTRAL	0- 0	0- 0	0- 0				

RPI	S	Opponent	Score	RPI	S	Opponent	Score	RPI	S	Opponent	Score	RPI	S	Opponent	Score
1	N	South Carolina	71 57	34	A	Michigan	78 60	89	A	Nebraska	57 53	101	A	Butler	64 53
3	A	Maryland	62 76	45	A	Purdue	66 54	89	H	Nebraska	81 53	102	H	Michigan St.	79 67
3	H	Maryland	69 79	45	H	Purdue	66 48	91	A	Minnesota	75 69	109	N	Washington St.	78 44
3	N	Maryland	51 66	47	A	Rutgers	66 56	91	H	Minnesota	65 52	119	H	North Florida	72 45
5	N	Baylor	62 77	47	N	Rutgers	78 60					120	A	Miami (FL)	58 45
11	H	Northwestern	69 71									138	A	Florida	73 49
13	H	UCLA	58 68									150	H	Wisconsin	75 65
15	A	Iowa	85 91									154	H	Mt. St. Mary's	75 52
17	H	Ohio St.	76 80									157	H	Jackson St.	91 51
												202	A	Illinois	59 54
												202	H	Illinois	83 42
												217	A	Penn St.	76 60
												255	H	Nicholls St.	111 47
												259	H	Youngstown St.	93 56
LAST 10 Division I															
3	N	Maryland	51 66	17	H	Ohio St.	76 80								
47	N	Rutgers	78 60	202	A	Illinois	59 54								
34	A	Michigan	78 60	89	A	Nebraska	57 53								
89	H	Nebraska	81 53	3	H	Maryland	69 79								
91	A	Minnesota	75 69	45	A	Purdue	66 54								

Non-Div I Games:

Indiana

Average RPI Win:	253	WON-LOST	WINNING	LAST 10	STRENGTH OF	OPP. STRENGTH	TEAM	ADJ.	CONF.	ADJ CONF.
Average RPI Loss:	115	RECORD	PCT. RANK	GAMES	SCHEDULE	OF SCHEDULE	RPI	RPI	RPI	RPI
DIV. I ONLY	5- 25	324	2-7	88	129	273	273	8	8	
DIV. I NON-CONF.	2- 10	313	0	211	298	297	297	7	7	
TOTALS	RPI 1-25	RPI 26-50	W-L RECORDS	RPI 51-100	RPI 101-150	RPI 150+				
5- 25	0- 4	0- 2	OVERALL	1- 6	0- 6	4- 7				
2- 11	0- 2	0- 1	HOME	1- 3	0- 2	1- 3				
3- 13	0- 2	0- 1	AWAY	0- 3	0- 4	3- 3				
0- 1	0- 0	0- 0	NEUTRAL	0- 0	0- 0	0- 1				
2- 10	0- 0	0- 0	NON-CONFERENCE	0- 3	0- 2	2- 5				
0- 4	0- 0	0- 0	HOME	0- 2	0- 0	0- 2				
2- 5	0- 0	0- 0	AWAY	0- 1	0- 2	2- 2				
0- 1	0- 0	0- 0	NEUTRAL	0- 0	0- 0	0- 1				
3- 15	0- 4	0- 2	CONFERENCE	1- 3	0- 4	2- 2				
2- 7	0- 2	0- 1	HOME	1- 1	0- 2	1- 1				
1- 8	0- 2	0- 1	AWAY	0- 2	0- 2	1- 1				
0- 0	0- 0	0- 0	NEUTRAL	0- 0	0- 0	0- 0				

RPI	S	Opponent	Score	RPI	S	Opponent	Score	RPI	S	Opponent	Score	RPI	S	Opponent	Score	Team's RPI: 273
8	A	Missouri St.	58 82	50	A	Bradley	75 91	66	A	UNI	43 73	105	A	Southern Ill.	42 60	
8	H	Missouri St.	55 76	50	H	Bradley	59 68	66	H	UNI	65 63	105	H	Southern Ill.	55 78	
25	A	Drake	65 105					74	A	Illinois St.	69 83	132	A	Kansas	72 84	
25	H	Drake	71 92					74	H	Illinois St.	55 62	133	A	Valparaiso	45 61	
								86	H	Saint Louis	53 55	133	H	Valparaiso	56 75	
								88	H	Southeast Mo. St.	58 68	134	A	Pacific	66 83	
								95	A	Colorado	46 59	155	A	Loyola Chicago	55 65	
												155	H	Loyola Chicago	51 58	
												185	H	Northern Ky.	68 70	
												200	A	Eastern Ill.	59 57	
												216	A	Western Ill.	72 83	
												240	H	Marshall	60 72	
												241	A	Murray St.	62 70	
												281	N	CSUN	59 67	
												330	A	Evansville	70 58	
												330	H	Evansville	68 58	
												341	A	UIC	61 40	
LAST 10 Division I																
74	H	Illinois St.	55 62	25	H	Drake	71 92									
50	H	Bradley	59 68	66	H	UNI	65 63									
330	A	Evansville	70 58	133	A	Valparaiso	45 61									
8	A	Missouri St.	58 82	155	A	Loyola Chicago	55 65									
105	A	Southern Ill.	42 60	330	H	Evansville	68 58									

Non-Div I Games:

Indiana St.

■ Loss,
■ Non-Conf,
■ S Site,
■ H Home
■ A Away
N Neutral

Average RPI Win:	282	WON-LOST	WINNING	LAST 10	STRENGTH OF	OPP. STRENGTH	TEAM	ADJ.	CONF.	ADJ CONF.
Average RPI Loss:	159	RECORD	PCT. RANK	GAMES	SCHEDULE	OF SCHEDULE	RPI	RPI	RPI	RPI
DIV. I ONLY	9- 21	286	3-7	160	272	264	264	24	24	
DIV. I NON-CONF.	1- 8	322	0	32	202	223	223	25	25	
TOTALS	RPI 1-25	RPI 26-50	W-L RECORDS	RPI 51-100	RPI 101-150	RPI 150+				
9- 21	0- 1	0- 0	OVERALL	0- 7	0- 3	9- 10				
3- 10	0- 0	0- 0	HOME	0- 3	0- 2	3- 5				
6- 8	0- 1	0- 0	AWAY	0- 4	0- 0	6- 3				
0- 3	0- 0	0- 0	NEUTRAL	0- 0	0- 1	0- 2				
1- 8	0- 1	0- 0	NON-CONFERENCE	0- 3	0- 3	1- 1				
0- 3	0- 0	0- 0	HOME	0- 1	0- 2	0- 0				
1- 3	0- 1	0- 0	AWAY	0- 2	0- 0	1- 0				
0- 2	0- 0	0- 0	NEUTRAL	0- 0	0- 1	0- 1				
8- 13	0- 0	0- 0	CONFERENCE	0- 4	0- 0	8- 9				
3- 7	0- 0	0- 0	HOME	0- 2	0- 0	3- 5				
5- 5	0- 0	0- 0	AWAY	0- 2	0- 0	5- 3				
0- 1	0- 0	0- 0	NEUTRAL	0- 0	0- 0	0- 1				

RPI 1-25				RPI 26-50				RPI 51-100				RPI 101+ Team's RPI: 264			
RPI	S	Opponent	Score	RPI	S	Opponent	Score	RPI	S	Opponent	Score	RPI	S	Opponent	Score
22	A	Central Mich.	50 70					54	A	Marist	47 59	131	H	Duquesne	74 76
								54	H	Marist	56 73	140	N	Washington	34 65
								56	A	Penn	42 74	149	H	Massachusetts	51 65
								63	H	Seton Hall	37 89	179	A	Quinnipiac	75 71
								73	A	Stony Brook	40 59	179	H	Quinnipiac	63 67
								93	A	Rider	41 53	186	A	Manhattan	32 54
								93	H	Rider	37 81	186	H	Manhattan	47 59
												192	N	Towson	58 75
												221	A	Fairfield	59 52
												221	H	Fairfield	40 52
												276	A	Siena	45 57
												276	H	Siena	58 47
												282	A	Monmouth	36 33
												282	H	Monmouth	50 56
												282	N	Monmouth	60 69
												283	A	Niagara	70 58
												283	H	Niagara	57 63
												291	A	Winthrop	68 61
												322	A	Saint Peter's	50 55
												322	H	Saint Peter's	69 59
												340	A	Canisius	60 57
												340	H	Canisius	78 72
LAST 10 Division I															
				282	N	Monmouth	60 69					340	H	Canisius	78 72
				322	A	Saint Peter's	50 55					93	A	Rider	41 53
				54	A	Marist	47 59					276	H	Siena	58 47
				186	H	Manhattan	47 59					221	A	Fairfield	59 52
				276	A	Siena	45 57					282	H	Monmouth	50 56

Non-Div I Games:

Iona

Average RPI Win:	112	WON-LOST	WINNING	LAST 10	STRENGTH OF	OPP. STRENGTH	TEAM	ADJ.	CONF.	ADJ CONF.
Average RPI Loss:	57	RECORD	PCT. RANK	GAMES	SCHEDULE	OF SCHEDULE	RPI	RPI	RPI	RPI
DIV. I ONLY	23- 7	31	6-4	25	11	15	15	2	2	
DIV. I NON-CONF.	9- 2	37	0	40	57	16	16	1	1	
TOTALS	RPI 1-25	RPI 26-50	W-L RECORDS	RPI 51-100	RPI 101-150	RPI 150+				
23- 7	6- 2	2- 2	OVERALL	4- 2	4- 1	7- 0				
15- 0	5- 0	0- 0	HOME	2- 0	3- 0	5- 0				
6- 5	1- 1	2- 2	AWAY	1- 2	1- 0	1- 0				
2- 2	0- 1	0- 0	NEUTRAL	1- 0	0- 1	1- 0				
9- 2	2- 0	1- 0	NON-CONFERENCE	1- 1	1- 1	4- 0				
6- 0	2- 0	0- 0	HOME	0- 0	1- 0	3- 0				
1- 1	0- 0	1- 0	AWAY	0- 1	0- 0	0- 0				
2- 1	0- 0	0- 0	NEUTRAL	1- 0	0- 1	1- 0				
14- 5	4- 2	1- 2	CONFERENCE	3- 1	3- 0	3- 0				
9- 0	3- 0	0- 0	HOME	2- 0	2- 0	2- 0				
5- 4	1- 1	1- 2	AWAY	1- 1	1- 0	1- 0				
0- 1	0- 1	0- 0	NEUTRAL	0- 0	0- 0	0- 0				

RPI	S	Opponent	Score
3	A	Maryland	59 93
3	H	Maryland	66 61
9	H	Princeton	77 75
11	A	Northwestern	77 51
14	H	Indiana	91 85
17	H	Ohio St.	77 68
17	N	Ohio St.	66 87
25	H	Drake	79 67

RPI	S	Opponent	Score
34	A	Michigan	63 78
41	A	Iowa St.	75 69
45	A	Purdue	83 71
47	A	Rutgers	74 78

RPI	S	Opponent	Score
61	N	Cincinnati	69 61
66	A	UNI	66 88
89	A	Nebraska	69 78
89	H	Nebraska	76 60
91	A	Minnesota	76 75
91	H	Minnesota	90 82

RPI	S	Opponent	Score
102	H	Michigan St.	74 57
140	N	Washington	63 70
142	H	North Ala.	86 81
150	A	Wisconsin	85 78
150	H	Wisconsin	97 71
192	N	Towson	100 72
202	H	Illinois	108 72
208	H	Fla. Atlantic	85 53
217	A	Penn St.	77 66
217	H	Penn St.	100 57
225	H	Clemson	74 60
278	H	N.C. Central	102 50

LAST 10 Division I

17	N	Ohio St.	66 87	3	A	Maryland	59 93
47	A	Rutgers	74 78	45	A	Purdue	83 71
91	H	Minnesota	90 82	89	H	Nebraska	76 60
217	H	Penn St.	100 57	34	A	Michigan	63 78
150	H	Wisconsin	97 71	217	A	Penn St.	77 66

Non-Div I Games:

Iowa

■ Loss,
 ■ Non-Conf,
 ■ S Site,
 ■ Home
 ■ A Away
 N Neutral

Average RPI Win:	129	WON-LOST	WINNING	LAST 10	STRENGTH OF	OPP. STRENGTH	TEAM	ADJ.	CONF.	ADJ CONF.
Average RPI Loss:	51	RECORD	PCT. RANK	GAMES	SCHEDULE	OF SCHEDULE	RPI	RPI	RPI	RPI
DIV. I ONLY	18- 11	102	6-4	16	55	41	41	3	3	
DIV. I NON-CONF.	8- 3	68	0	53	234	61	61	3	3	
TOTALS	RPI 1-25	RPI 26-50	W-L RECORDS	RPI 51-100	RPI 101-150	RPI 150+				
18- 11	1- 5	1- 1	OVERALL	6- 4	5- 1	5- 0				
12- 5	1- 2	0- 1	HOME	4- 1	3- 1	4- 0				
6- 6	0- 3	1- 0	AWAY	2- 3	2- 0	1- 0				
0- 0	0- 0	0- 0	NEUTRAL	0- 0	0- 0	0- 0				
8- 3	0- 2	0- 0	NON-CONFERENCE	1- 1	2- 0	5- 0				
6- 2	0- 1	0- 0	HOME	0- 1	2- 0	4- 0				
2- 1	0- 1	0- 0	AWAY	1- 0	0- 0	1- 0				
0- 0	0- 0	0- 0	NEUTRAL	0- 0	0- 0	0- 0				
10- 8	1- 3	1- 1	CONFERENCE	5- 3	3- 1	0- 0				
6- 3	1- 1	0- 1	HOME	4- 0	1- 1	0- 0				
4- 5	0- 2	1- 0	AWAY	1- 3	2- 0	0- 0				
0- 0	0- 0	0- 0	NEUTRAL	0- 0	0- 0	0- 0				

RPI 1-25				RPI 26-50				Team's RPI: 41				RPI 51-100				RPI 101+			
RPI	S	Opponent	Score	RPI	S	Opponent	Score	RPI	S	Opponent	Score	RPI	S	Opponent	Score	RPI	S	Opponent	Score
5	A	Baylor	62 83	43	A	Texas	69 51	66	H	UNI	63 71	132	A	Kansas	61 42				
5	H	Baylor	57 56	43	H	Texas	75 81	67	A	Oklahoma St.	64 63	132	H	Kansas	89 67				
15	H	Iowa	69 75					67	H	Oklahoma St.	74 63	135	A	Texas Tech	96 66				
19	A	TCU	72 82					70	A	West Virginia	71 79	135	H	Texas Tech	74 77				
19	H	TCU	74 77					70	H	West Virginia	61 58	136	H	Texas Southern	79 59				
25	A	Drake	81 86					72	A	Alabama	75 66	142	H	North Ala.	80 72				
								77	A	Kansas St.	51 60	171	H	Wright St.	79 71				
								77	H	Kansas St.	73 59	172	H	New Orleans	71 53				
								92	A	Oklahoma	72 81	227	H	Southern U.	69 36				
								92	H	Oklahoma	63 59	257	A	North Dakota St.	86 58				
												328	H	Ark.-Pine Bluff	90 40				
LAST 10 Division I																			
5	H	Baylor	57 56	19	A	TCU	72 82												
132	A	Kansas	61 42	43	A	Texas	69 51												
70	H	West Virginia	61 58	92	H	Oklahoma	63 59												
77	A	Kansas St.	51 60	67	H	Oklahoma St.	74 63												
135	H	Texas Tech	74 77	70	A	West Virginia	71 79												

Non-Div I Games:

Iowa St.

■ Loss,
 ■ Non-Conf, S Site,
 ■ Home
 ■ Away
 N Neutral

Average RPI Win:	287	WON-LOST	WINNING	LAST 10	STRENGTH OF	OPP. STRENGTH	TEAM	ADJ.	CONF.	ADJ CONF.
Average RPI Loss:	147	RECORD	PCT. RANK	GAMES	SCHEDULE	OF SCHEDULE	RPI	RPI	RPI	RPI
DIV. I ONLY	19- 10	78	8-2	329	332	157	157	32	32	
DIV. I NON-CONF.	2- 8	295	0	107	72	225	225	31	31	
TOTALS	RPI 1-25	RPI 26-50	W-L RECORDS	RPI 51-100	RPI 101-150	RPI 150+				
19- 10	0- 2	0- 1	OVERALL	0- 1	2- 1	17- 5				
11- 1	0- 1	0- 0	HOME	0- 0	1- 0	10- 0				
8- 9	0- 1	0- 1	AWAY	0- 1	1- 1	7- 5				
0- 0	0- 0	0- 0	NEUTRAL	0- 0	0- 0	0- 0				
2- 8	0- 2	0- 1	NON-CONFERENCE	0- 1	0- 1	2- 3				
1- 1	0- 1	0- 0	HOME	0- 0	0- 0	1- 0				
1- 7	0- 1	0- 1	AWAY	0- 1	0- 1	1- 3				
0- 0	0- 0	0- 0	NEUTRAL	0- 0	0- 0	0- 0				
17- 2	0- 0	0- 0	CONFERENCE	0- 0	2- 0	15- 2				
10- 0	0- 0	0- 0	HOME	0- 0	1- 0	9- 0				
7- 2	0- 0	0- 0	AWAY	0- 0	1- 0	6- 2				
0- 0	0- 0	0- 0	NEUTRAL	0- 0	0- 0	0- 0				

RPI	S	Opponent	Score	RPI	S	Opponent	Score	RPI	S	Opponent	Score	RPI	S	Opponent	Score	Team's RPI: 157
10	H	Mississippi St.	53 92	50	A	Bradley	69 78	74	A	Illinois St.	55 77	120	A	Miami (FL)	68 83	
14	A	Indiana	51 91									136	A	Texas Southern	72 61	
												136	H	Texas Southern	81 79	
												174	A	Tulane	46 82	
												188	H	Louisiana	65 54	
												227	A	Southern U.	72 51	
												227	H	Southern U.	60 57	
												232	A	Alabama A&M	71 75	
												232	H	Alabama A&M	67 53	
												239	A	Central Ark.	54 57	
												251	A	Southeastern La.	59 63	
												306	A	Prairie View	52 62	
												306	H	Prairie View	53 49	
												323	A	Alcorn	83 67	
												323	H	Alcorn	76 66	
												325	A	Alabama St.	76 56	
												325	H	Alabama St.	94 62	
												325	H	Alabama St.	71 53	
												328	A	Ark.-Pine Bluff	56 44	
												328	H	Ark.-Pine Bluff	68 47	
												335	A	Northwestern St.	66 49	
												344	A	Grambling	82 59	
												344	H	Grambling	61 46	
												351	A	Mississippi Val.	90 61	
												351	H	Mississippi Val.	103 53	
LAST 10 Division I																
325	H	Alabama St.	71 53	344	A	Grambling	82 59									
232	A	Alabama A&M	71 75	306	A	Prairie View	52 62									
325	A	Alabama St.	76 56	136	A	Texas Southern	72 61									
328	H	Ark.-Pine Bluff	68 47	227	H	Southern U.	60 57									
351	H	Mississippi Val.	103 53	323	H	Alcorn	76 66									

Non-Div I Games:

Jackson St.

■ Loss,
 ■ Non-Conf,
 ■ S Site,
 ■ Home
 ■ A Away
 N Neutral

Jacksonville

Through Games Of March 12, 2020

Average RPI Win:	257	WON-LOST	WINNING	LAST 10	STRENGTH OF	OPP. STRENGTH	TEAM	ADJ.	CONF.	ADJ CONF.
Average RPI Loss:	94	RECORD	PCT. RANK	GAMES	SCHEDULE	OF SCHEDULE	RPI	RPI	RPI	RPI
DIV. I ONLY	16- 12	131	6-4	233	171	164	164	15	15	
DIV. I NON-CONF.	6- 5	151	0	249	279	183	183	14	14	
TOTALS	RPI 1-25	RPI 26-50	W-L RECORDS	RPI 51-100	RPI 101-150	RPI 150+				
16- 12	0- 0	0- 3	OVERALL	0- 4	2- 4	14- 1				
8- 6	0- 0	0- 1	HOME	0- 1	1- 3	7- 1				
8- 6	0- 0	0- 2	AWAY	0- 3	1- 1	7- 0				
0- 0	0- 0	0- 0	NEUTRAL	0- 0	0- 0	0- 0				
6- 5	0- 0	0- 1	NON-CONFERENCE	0- 2	0- 1	6- 1				
3- 2	0- 0	0- 0	HOME	0- 0	0- 1	3- 1				
3- 3	0- 0	0- 1	AWAY	0- 2	0- 0	3- 0				
0- 0	0- 0	0- 0	NEUTRAL	0- 0	0- 0	0- 0				
10- 7	0- 0	0- 2	CONFERENCE	0- 2	2- 3	8- 0				
5- 4	0- 0	0- 1	HOME	0- 1	1- 2	4- 0				
5- 3	0- 0	0- 1	AWAY	0- 1	1- 1	4- 0				
0- 0	0- 0	0- 0	NEUTRAL	0- 0	0- 0	0- 0				

RPI S	Opponent	Score	RPI S	Opponent	Score	RPI S	Opponent	Score	RPI S	Opponent	Score	Team's RPI: 164
32	A Florida St.	41 75	69	A South Fla.	39 70	119	A North Florida	69 60				
36	A FGCU	64 77	95	A Colorado	44 66	119	H North Florida	64 70				
36	H FGCU	68 81	97	A Liberty	76 85	119	H North Florida	67 77				
			97	H Liberty	59 65	130	H Bethune-Cookman	52 53				
						142	A North Ala.	65 76				
						142	H North Ala.	67 56				
						153	H Norfolk St.	64 71				
						223	A Kennesaw St.	93 83				
						223	H Kennesaw St.	88 81				
						229	A Stetson	71 57				
						229	H Stetson	57 52				
						247	A Lipscomb	73 64				
						247	H Lipscomb	76 53				
						250	A Jacksonville St.	55 40				
						255	H Nicholls St.	72 55				
						310	H FIU	77 52				
						317	H USC Upstate	87 43				
						326	A Mercer	87 83				
						331	A NJIT	66 54				
						331	H NJIT	88 67				
						336	A Florida A&M	88 54				
LAST 10 Division I												
119	H North Florida	67 77	119	A North Florida	69 60							
36	A FGCU	64 77	97	H Liberty	59 65							
229	A Stetson	71 57	331	A NJIT	66 54							
247	H Lipscomb	76 53	36	H FGCU	68 81							
223	H Kennesaw St.	88 81	142	H North Ala.	67 56							

Non-Div I Games: Thomas (GA) 94 36 Johnson (FL) 114 35

Jacksonville

Loss, Non-Conf, S Site, H Home A Away N Neutral

Average RPI Win:	248	WON-LOST	WINNING	LAST 10	STRENGTH OF	OPP. STRENGTH	TEAM	ADJ.	CONF.	ADJ CONF.
Average RPI Loss:	165	RECORD	PCT. RANK	GAMES	SCHEDULE	OF SCHEDULE	RPI	RPI	RPI	RPI
DIV. I ONLY	12- 16	220	5-5	250	245	250	250	20	20	
DIV. I NON-CONF.	2- 7	288	0	304	216	329	329	23	23	
TOTALS	RPI 1-25	RPI 26-50	W-L RECORDS	RPI 51-100	RPI 101-150	RPI 150+				
12- 16	0- 0	0- 3	OVERALL	2- 2	0- 2	10- 9				
8- 4	0- 0	0- 1	HOME	2- 0	0- 0	6- 3				
4- 9	0- 0	0- 2	AWAY	0- 2	0- 2	4- 3				
0- 3	0- 0	0- 0	NEUTRAL	0- 0	0- 0	0- 3				
2- 7	0- 0	0- 1	NON-CONFERENCE	0- 0	0- 2	2- 4				
2- 1	0- 0	0- 0	HOME	0- 0	0- 0	2- 1				
0- 4	0- 0	0- 1	AWAY	0- 0	0- 2	0- 1				
0- 2	0- 0	0- 0	NEUTRAL	0- 0	0- 0	0- 2				
10- 9	0- 0	0- 2	CONFERENCE	2- 2	0- 0	8- 5				
6- 3	0- 0	0- 1	HOME	2- 0	0- 0	4- 2				
4- 5	0- 0	0- 1	AWAY	0- 2	0- 0	4- 2				
0- 1	0- 0	0- 0	NEUTRAL	0- 0	0- 0	0- 1				

RPI 1-25			RPI 26-50			RPI 51-100			RPI 101+			Team's RPI: 250			
RPI	S	Opponent	Score	RPI	S	Opponent	Score	RPI	S	Opponent	Score	RPI	S	Opponent	Score
44	A	Troy	64 94	44	A	Troy	64 94	55	A	Belmont	49 61	114	A	Auburn	53 62
48	A	UT Martin	72 86	48	A	UT Martin	72 86	55	H	Belmont	60 41	127	A	Vanderbilt	66 88
48	H	UT Martin	56 73	48	H	UT Martin	56 73	88	A	Southeast Mo. St.	52 79	164	H	Jacksonville	40 55
								88	H	Southeast Mo. St.	72 51	173	H	Austin Peay	57 63
												185	N	Northern Ky.	63 66
												200	A	Eastern Ill.	52 55
												200	N	Eastern Ill.	46 49
												205	A	Tennessee Tech	66 50
												205	H	Tennessee Tech	64 61
												241	H	Murray St.	68 51
												247	H	Lipscomb	65 63
												287	A	Morehead St.	48 67
												287	H	Morehead St.	55 69
												290	N	Oakland	55 61
												296	A	Eastern Ky.	43 33
												296	H	Eastern Ky.	68 54
												325	A	Alabama St.	63 68
												334	A	Tennessee St.	63 45
												334	H	Tennessee St.	70 48
												336	H	Florida A&M	72 67
												338	A	SIUE	53 44
LAST 10 Division I															
200	N	Eastern Ill.	46 49	55	A	Belmont	49 61	55	A	Belmont	49 61				
205	H	Tennessee Tech	64 61	205	A	Tennessee Tech	66 50	205	A	Tennessee Tech	66 50				
334	A	Tennessee St.	63 45	48	A	UT Martin	72 86	48	A	UT Martin	72 86				
48	H	UT Martin	56 73	88	A	Southeast Mo. St.	52 79	88	A	Southeast Mo. St.	52 79				
88	H	Southeast Mo. St.	72 51	55	H	Belmont	60 41	55	H	Belmont	60 41				

Non-Div I Games: Clark Atlanta 75 46 Fort Valley St. 87 65

Jacksonville St.

Loss, Non-Conf, S Site, H Home A Away N Neutral

Average RPI Win:	180	WON-LOST	WINNING	LAST 10	STRENGTH OF	OPP. STRENGTH	TEAM	ADJ.	CONF.	ADJ CONF.
Average RPI Loss:	77	RECORD	PCT. RANK	GAMES	SCHEDULE	OF SCHEDULE	RPI	RPI	RPI	RPI
DIV. I ONLY	25- 4	16	9-0	135	109	29	29	14	14	
DIV. I NON-CONF.	9- 2	37	0	83	18	31	31	13	13	
TOTALS	RPI 1-25	RPI 26-50	W-L RECORDS	RPI 51-100	RPI 101-150	RPI 150+				
25- 4	0- 1	2- 1	OVERALL	3- 1	6- 0	14- 1				
14- 1	0- 1	1- 0	HOME	2- 0	3- 0	8- 0				
10- 3	0- 0	0- 1	AWAY	1- 1	3- 0	6- 1				
1- 0	0- 0	1- 0	NEUTRAL	0- 0	0- 0	0- 0				
9- 2	0- 1	1- 0	NON-CONFERENCE	3- 1	2- 0	3- 0				
5- 1	0- 1	0- 0	HOME	2- 0	1- 0	2- 0				
3- 1	0- 0	0- 0	AWAY	1- 1	1- 0	1- 0				
1- 0	0- 0	1- 0	NEUTRAL	0- 0	0- 0	0- 0				
16- 2	0- 0	1- 1	CONFERENCE	0- 0	4- 0	11- 1				
9- 0	0- 0	1- 0	HOME	0- 0	2- 0	6- 0				
7- 2	0- 0	0- 1	AWAY	0- 0	2- 0	5- 1				
0- 0	0- 0	0- 0	NEUTRAL	0- 0	0- 0	0- 0				

RPI 1-25				RPI 26-50				Team's RPI: 29				RPI 51-100				RPI 101+			
RPI	S	Opponent	Score	RPI	S	Opponent	Score	RPI	S	Opponent	Score	RPI	S	Opponent	Score	RPI	S	Opponent	Score
3	H	Maryland	68 70	37	N	UCF	46 43	58	H	St. John's (NY)	76 73	104	A	William & Mary	67 53				
				39	A	Drexel	48 70	75	A	Virginia	49 55	104	H	William & Mary	84 70				
				39	H	Drexel	69 39	84	A	Villanova	56 52	110	H	Robert Morris	59 32				
								97	H	Liberty	76 53	143	A	George Washington	69 50				
												144	A	Northeastern	86 64				
												144	H	Northeastern	67 54				
												181	A	Elon	61 58				
												181	H	Elon	61 48				
												182	A	Delaware	60 39				
												182	H	Delaware	69 64				
												192	A	Towson	75 76				
												192	H	Towson	81 39				
												256	A	Georgetown	66 59				
												262	A	UNCW	66 58				
												262	H	UNCW	76 52				
												268	A	Col. of Charleston	87 53				
												268	H	Col. of Charleston	81 50				
												275	H	Delaware St.	83 64				
												277	H	Longwood	93 53				
												329	A	Hofstra	89 52				
												329	H	Hofstra	92 50				
LAST 10 Division I																			
				104	A	William & Mary	67 53					144	A	Northeastern	86 64				
				181	A	Elon	61 58					262	H	UNCW	76 52				
				182	H	Delaware	69 64					268	H	Col. of Charleston	81 50				
				39	H	Drexel	69 39					192	H	Towson	81 39				
				329	A	Hofstra	89 52					39	A	Drexel	48 70				

Non-Div I Games:

James Madison

■ Loss,
 ■ Non-Conf, S Site,
 ■ Home
 ■ Away
 N Neutral

Kansas

Through Games Of March 12, 2020

Average RPI Win:	187	WON-LOST	WINNING	LAST 10	STRENGTH OF	OPP. STRENGTH	TEAM	ADJ.	CONF.	ADJ CONF.
Average RPI Loss:	54	RECORD	PCT. RANK	GAMES	SCHEDULE	OF SCHEDULE	RPI	RPI	RPI	RPI
DIV. I ONLY	15- 14	161	3-6	95	42	132	132	3	3	
DIV. I NON-CONF.	11- 0	1	0	313	233	59	59	3	3	
TOTALS	RPI 1-25	RPI 26-50	W-L RECORDS	RPI 51-100	RPI 101-150	RPI 150+				
15- 14	0- 4	1- 3	OVERALL	3- 6	2- 1	9- 0				
11- 6	0- 2	1- 1	HOME	1- 3	2- 0	7- 0				
3- 8	0- 2	0- 2	AWAY	2- 3	0- 1	1- 0				
1- 0	0- 0	0- 0	NEUTRAL	0- 0	0- 0	1- 0				
11- 0	0- 0	0- 0	NON-CONFERENCE	1- 0	1- 0	9- 0				
8- 0	0- 0	0- 0	HOME	0- 0	1- 0	7- 0				
2- 0	0- 0	0- 0	AWAY	1- 0	0- 0	1- 0				
1- 0	0- 0	0- 0	NEUTRAL	0- 0	0- 0	1- 0				
4- 14	0- 4	1- 3	CONFERENCE	2- 6	1- 1	0- 0				
3- 6	0- 2	1- 1	HOME	1- 3	1- 0	0- 0				
1- 8	0- 2	0- 2	AWAY	1- 3	0- 1	0- 0				
0- 0	0- 0	0- 0	NEUTRAL	0- 0	0- 0	0- 0				

RPI	S	Opponent	Score	RPI	S	Opponent	Score	RPI	S	Opponent	Score	RPI	S	Opponent	Score	Team's RPI: 132
5	A	Baylor	44 97	41	A	Iowa St.	67 89	67	A	Oklahoma St.	49 67	135	A	Texas Tech	72 89	
5	H	Baylor	47 90	41	H	Iowa St.	42 61	67	H	Oklahoma St.	77 69	135	H	Texas Tech	67 50	
19	A	TCU	59 73	43	A	Texas	77 85	70	A	West Virginia	53 60	138	H	Florida	76 66	
19	H	TCU	74 87	43	H	Texas	82 67	70	H	West Virginia	49 68	171	N	Wright St.	74 63	
								77	A	Kansas St.	63 83	201	H	Saint Mary's (CA)	86 81	
								77	H	Kansas St.	61 69	208	A	Fla. Atlantic	90 60	
								86	A	Saint Louis	68 60	213	H	UMass Lowell	79 44	
								92	A	Oklahoma	83 80	248	H	Texas St.	68 48	
								92	H	Oklahoma	82 94	272	H	Wofford	83 64	
												273	H	Indiana St.	84 72	
												313	H	Omaha	63 48	
												341	H	UIC	91 50	
LAST 10 Division I																
77	A	Kansas St.	63 83	43	H	Texas	82 67									
41	H	Iowa St.	42 61	135	A	Texas Tech	72 89									
67	H	Oklahoma St.	77 69	19	H	TCU	74 87									
92	A	Oklahoma	83 80	5	A	Baylor	44 97									
70	A	West Virginia	53 60	92	H	Oklahoma	82 94									

Non-Div I Games:

Kansas

Loss, Non-Conf, S Site, H Home A Away N Neutral

Average RPI Win:	160	WON-LOST	WINNING	LAST 10	STRENGTH OF	OPP. STRENGTH	TEAM	ADJ.	CONF.	ADJ CONF.
Average RPI Loss:	55	RECORD	PCT. RANK	GAMES	SCHEDULE	OF SCHEDULE	RPI	RPI	RPI	RPI
DIV. I ONLY	16- 13	142	7-3	31	48	77	77	3	3	
DIV. I NON-CONF.	6- 5	151	0	173	204	176	176	3	3	
<hr/>										
TOTALS	RPI 1-25	RPI 26-50	W-L RECORDS	RPI 51-100	RPI 101-150	RPI 150+				
16- 13	0- 5	2- 3	OVERALL	4- 2	4- 2	6- 1				
9- 6	0- 2	1- 1	HOME	1- 2	2- 1	5- 0				
7- 5	0- 3	1- 2	AWAY	3- 0	2- 0	1- 0				
0- 2	0- 0	0- 0	NEUTRAL	0- 0	0- 1	0- 1				
6- 5	0- 1	0- 1	NON-CONFERENCE	0- 0	0- 2	6- 1				
5- 1	0- 0	0- 0	HOME	0- 0	0- 1	5- 0				
1- 2	0- 1	0- 1	AWAY	0- 0	0- 0	1- 0				
0- 2	0- 0	0- 0	NEUTRAL	0- 0	0- 1	0- 1				
10- 8	0- 4	2- 2	CONFERENCE	4- 2	4- 0	0- 0				
4- 5	0- 2	1- 1	HOME	1- 2	2- 0	0- 0				
6- 3	0- 2	1- 1	AWAY	3- 0	2- 0	0- 0				
0- 0	0- 0	0- 0	NEUTRAL	0- 0	0- 0	0- 0				

RPI 1-25				RPI 26-50				RPI 51-100				RPI 101+			
RPI	S	Opponent	Score	RPI	S	Opponent	Score	RPI	S	Opponent	Score	RPI	S	Opponent	Score
2	A	Oregon	51 89	30	A	Arkansas	72 81	67	A	Oklahoma St.	62 52	102	N	Michigan St.	60 65
5	A	Baylor	58 83	41	A	Iowa St.	59 73	67	H	Oklahoma St.	63 70	112	H	UT Arlington	53 57
5	H	Baylor	40 54	41	H	Iowa St.	60 51	70	A	West Virginia	56 55	132	A	Kansas	69 61
19	A	TCU	61 65	43	A	Texas	60 54	70	H	West Virginia	63 74	132	H	Kansas	83 63
19	H	TCU	52 54	43	H	Texas	63 71	92	A	Oklahoma	87 85	135	A	Texas Tech	76 72
								92	H	Oklahoma	92 74	135	H	Texas Tech	84 70
												195	N	Memphis	68 72
												198	H	Oral Roberts	109 69
												204	A	UMKC	74 67
												267	H	Incarnate Word	85 41
												305	H	UTRGV	79 66
												313	H	Omaha	73 48
												341	H	UIC	84 40
<hr/>															
LAST 10 Division I															
132	H	Kansas	83 63	19	H	TCU	52 54	92	A	Oklahoma	87 85				
67	A	Oklahoma St.	62 52	70	A	West Virginia	56 55	5	H	Baylor	40 54				
5	A	Baylor	58 83	135	H	Texas Tech	84 70								
41	H	Iowa St.	60 51												
43	A	Texas	60 54												

Non-Div I Games:

Kansas St.

■ Loss,
 ■ Non-Conf,
 ■ S Site,
 ■ H Home
 ■ A Away
 N Neutral

Average RPI Win:	260	WON-LOST	WINNING	LAST 10	STRENGTH OF	OPP. STRENGTH	TEAM	ADJ.	CONF.	ADJ CONF.
Average RPI Loss:	127	RECORD	PCT. RANK	GAMES	SCHEDULE	OF SCHEDULE	RPI	RPI	RPI	RPI
DIV. I ONLY	11- 16	229	3-7	217	175	223	223	15	15	
DIV. I NON-CONF.	5- 5	164	0	258	280	188	188	14	14	
TOTALS	RPI 1-25	RPI 26-50	W-L RECORDS	RPI 51-100	RPI 101-150	RPI 150+				
11- 16	0- 0	0- 2	OVERALL	0- 5	1- 5	10- 4				
5- 6	0- 0	0- 1	HOME	0- 2	1- 1	4- 2				
5- 10	0- 0	0- 1	AWAY	0- 3	0- 4	5- 2				
1- 0	0- 0	0- 0	NEUTRAL	0- 0	0- 0	1- 0				
5- 5	0- 0	0- 0	NON-CONFERENCE	0- 2	0- 2	5- 1				
2- 1	0- 0	0- 0	HOME	0- 1	0- 0	2- 0				
2- 4	0- 0	0- 0	AWAY	0- 1	0- 2	2- 1				
1- 0	0- 0	0- 0	NEUTRAL	0- 0	0- 0	1- 0				
6- 11	0- 0	0- 2	CONFERENCE	0- 3	1- 3	5- 3				
3- 5	0- 0	0- 1	HOME	0- 1	1- 1	2- 2				
3- 6	0- 0	0- 1	AWAY	0- 2	0- 2	3- 1				
0- 0	0- 0	0- 0	NEUTRAL	0- 0	0- 0	0- 0				

RPI S	Opponent	Score	RPI S	Opponent	Score	RPI S	Opponent	Score	RPI S	Opponent	Score
36	A FGCU	63 80	36	H FGCU	64 89	68	A Georgia	65 80	119	A North Florida	33 57
						79	H Georgia Tech	47 63	119	H North Florida	55 64
						97	A Liberty	86 91	128	A Campbell	51 63
						97	A Liberty	66 76	131	A Duquesne	72 75
						97	H Liberty	70 76	142	A North Ala.	54 71
									142	H North Ala.	59 56
									152	H Samford	60 55
									164	A Jacksonville	81 88
									164	H Jacksonville	83 93
									229	A Stetson	70 67
									229	H Stetson	61 67
									247	A Lipscomb	74 66
									247	H Lipscomb	88 60
									262	A UNCW	58 56
									293	A Ga. Southern	95 69
									299	N UMBC	59 44
									320	A Navy	62 82
									326	H Mercer	92 64
									331	A NJIT	77 64
									331	H NJIT	85 62
LAST 10 Division I											
97	A Liberty	86 91	36	H FGCU	64 89						
97	H Liberty	70 76	229	A Stetson	70 67						
331	H NJIT	85 62	247	H Lipscomb	88 60						
142	A North Ala.	54 71	97	A Liberty	66 76						
164	A Jacksonville	81 88	119	A North Florida	33 57						

Non-Div I Games: Middle Ga. St. 88 49 Shorter 94 55

Kennesaw St.

Loss, Non-Conf, S Site, H Home A Away N Neutral

Average RPI Win:	195	WON-LOST	WINNING	LAST 10	STRENGTH OF	OPP. STRENGTH	TEAM	ADJ.	CONF.	ADJ CONF.
Average RPI Loss:	78	RECORD	PCT. RANK	GAMES	SCHEDULE	OF SCHEDULE	RPI	RPI	RPI	RPI
DIV. I ONLY	18- 11	102	7-3	114	113	96	96	10	10	
DIV. I NON-CONF.	6- 4	123	0	133	108	106	106	10	10	
TOTALS	RPI 1-25	RPI 26-50	W-L RECORDS	RPI 51-100	RPI 101-150	RPI 150+				
18- 11	0- 2	0- 3	OVERALL	2- 2	4- 3	12- 1				
9- 3	0- 1	0- 0	HOME	2- 0	2- 1	5- 1				
6- 6	0- 1	0- 1	AWAY	0- 2	1- 2	5- 0				
3- 2	0- 0	0- 2	NEUTRAL	0- 0	1- 0	2- 0				
6- 4	0- 1	0- 3	NON-CONFERENCE	0- 0	2- 0	4- 0				
2- 1	0- 1	0- 0	HOME	0- 0	1- 0	1- 0				
2- 1	0- 0	0- 1	AWAY	0- 0	1- 0	1- 0				
2- 2	0- 0	0- 2	NEUTRAL	0- 0	0- 0	2- 0				
12- 7	0- 1	0- 0	CONFERENCE	2- 2	2- 3	8- 1				
7- 2	0- 0	0- 0	HOME	2- 0	1- 1	4- 1				
4- 5	0- 1	0- 0	AWAY	0- 2	0- 2	4- 0				
1- 0	0- 0	0- 0	NEUTRAL	0- 0	1- 0	0- 0				

RPI 1-25			RPI 26-50			RPI 51-100			Team's RPI: 96	RPI 101+		
RPI	S	Opponent	Score	RPI	S	Opponent	Score	RPI	S	Opponent	Score	
17	H	Ohio St.	65 75	34	N	Michigan	53 88	76	A	Ball St.	62 66	110 H Robert Morris 82 81
22	A	Central Mich.	58 71	44	N	Troy	64 71	76	H	Ball St.	69 68	117 A Buffalo 58 72
				45	A	Purdue	64 77	80	A	Ohio	57 63	117 H Buffalo 44 57
								80	H	Ohio	81 77	117 N Buffalo 72 66
												131 A Duquesne 77 75
												148 A Toledo 60 69
												148 H Toledo 87 68
												151 H Western Mich. 75 63
												160 H Eastern Mich. 69 74
												180 A Northern Ill. 79 71
												183 A Akron 60 55
												183 H Akron 68 50
												231 A Miami (OH) 78 75
												231 H Miami (OH) 80 75
												253 A Bowling Green 96 86
												253 H Bowling Green 61 47
												259 A Youngstown St. 82 73
												293 N Ga. Southern 62 48
												300 H St. Bonaventure 81 58
												339 N Purdue Fort Wayne 75 67
LAST 10 Division I												
				117	N	Buffalo	72 66			231	H	Miami (OH) 80 75
				117	A	Buffalo	58 72			22	A	Central Mich. 58 71
				80	H	Ohio	81 77			148	H	Toledo 87 68
				253	A	Bowling Green	96 86			183	A	Akron 60 55
				183	H	Akron	68 50			80	A	Ohio 57 63

Non-Div I Games: Hiram 92 36

Kent St.

Loss, Non-Conf, S Site, H Home A Away N Neutral

Kentucky

Through Games Of March 12, 2020

Average RPI Win:	138	WON-LOST	WINNING	LAST 10	STRENGTH OF	OPP. STRENGTH	TEAM	ADJ.	CONF.	ADJ CONF.
Average RPI Loss:	44	RECORD	PCT. RANK	GAMES	SCHEDULE	OF SCHEDULE	RPI	RPI	RPI	RPI
DIV. I ONLY	22- 8	46	5-5	27	39	24	24	4	4	
DIV. I NON-CONF.	11- 1	13	0	148	96	40	40	5	5	
TOTALS	RPI 1-25	RPI 26-50	W-L RECORDS	RPI 51-100	RPI 101-150	RPI 150+				
22- 8	2- 4	1- 2	OVERALL	7- 0	3- 2	9- 0				
14- 3	2- 2	0- 0	HOME	4- 0	1- 1	7- 0				
7- 4	0- 1	1- 2	AWAY	2- 0	2- 1	2- 0				
1- 1	0- 1	0- 0	NEUTRAL	1- 0	0- 0	0- 0				
11- 1	0- 1	1- 0	NON-CONFERENCE	2- 0	1- 0	7- 0				
8- 1	0- 1	0- 0	HOME	1- 0	0- 0	7- 0				
3- 0	0- 0	1- 0	AWAY	1- 0	1- 0	0- 0				
0- 0	0- 0	0- 0	NEUTRAL	0- 0	0- 0	0- 0				
11- 7	2- 3	0- 2	CONFERENCE	5- 0	2- 2	2- 0				
6- 2	2- 1	0- 0	HOME	3- 0	1- 1	0- 0				
4- 4	0- 1	0- 2	AWAY	1- 0	1- 1	2- 0				
1- 1	0- 1	0- 0	NEUTRAL	1- 0	0- 0	0- 0				

RPI	S	Opponent	Score	RPI	S	Opponent	Score	RPI	S	Opponent	Score	RPI	S	Opponent	Score
1	A	South Carolina	72 99	30	A	Arkansas	85 103	60	H	Charlotte	86 39	114	H	Auburn	68 61
1	H	South Carolina	58 67	35	A	LSU	59 65	65	H	Tennessee	80 76	124	A	California	63 61
7	H	Louisville	66 67	46	A	Middle Tenn.	67 52	65	N	Tennessee	86 65	127	A	Vanderbilt	64 70
10	H	Mississippi St.	73 62					68	H	Georgia	88 77	138	A	Florida	65 45
10	N	Mississippi St.	59 77					72	A	Alabama	81 71	138	H	Florida	62 70
21	H	Texas A&M	76 54					72	H	Alabama	66 62	152	H	Samford	79 49
								75	A	Virginia	50 47	154	H	Mt. St. Mary's	67 44
												173	H	Austin Peay	81 52
												176	A	Missouri	62 47
												229	H	Stetson	67 48
												287	H	Morehead St.	79 54
												291	H	Winthrop	91 36
												301	A	Ole Miss	94 52
												344	H	Grambling	81 35
LAST 10 Division I															
10	N	Mississippi St.	59 77	301	A	Ole Miss	94 52								
65	N	Tennessee	86 65	10	H	Mississippi St.	73 62								
127	A	Vanderbilt	64 70	30	A	Arkansas	85 103								
68	H	Georgia	88 77	72	H	Alabama	66 62								
1	H	South Carolina	58 67	138	H	Florida	62 70								

Non-Div I Games:

Kentucky

■ Loss,
 ■ Non-Conf, S Site,
 ■ Home
 ■ Away
 N Neutral

LIU Brooklyn

Through Games Of March 12, 2020

Average RPI Win:	287	WON-LOST	WINNING	LAST 10	STRENGTH OF	OPP. STRENGTH	TEAM	ADJ.	CONF.	ADJ CONF.
Average RPI Loss:	236	RECORD	PCT. RANK	GAMES	SCHEDULE	OF SCHEDULE	RPI	RPI	RPI	RPI
DIV. I ONLY	8- 22	304	3-7	324	347	332	332	30	30	
DIV. I NON-CONF.	1- 10	329	0	268	348	342	342	30	30	
TOTALS	RPI 1-25	RPI 26-50	W-L RECORDS	RPI 51-100	RPI 101-150	RPI 150+				
8- 22	0- 0	0- 0	OVERALL	0- 1	0- 1	8- 20				
6- 10	0- 0	0- 0	HOME	0- 1	0- 1	6- 8				
2- 12	0- 0	0- 0	AWAY	0- 0	0- 0	2- 12				
0- 0	0- 0	0- 0	NEUTRAL	0- 0	0- 0	0- 0				
1- 10	0- 0	0- 0	NON-CONFERENCE	0- 1	0- 0	1- 9				
1- 6	0- 0	0- 0	HOME	0- 1	0- 0	1- 5				
0- 4	0- 0	0- 0	AWAY	0- 0	0- 0	0- 4				
0- 0	0- 0	0- 0	NEUTRAL	0- 0	0- 0	0- 0				
7- 12	0- 0	0- 0	CONFERENCE	0- 0	0- 1	7- 11				
5- 4	0- 0	0- 0	HOME	0- 0	0- 1	5- 3				
2- 8	0- 0	0- 0	AWAY	0- 0	0- 0	2- 8				
0- 0	0- 0	0- 0	NEUTRAL	0- 0	0- 0	0- 0				

RPI S	Opponent	Score	RPI S	Opponent	Score	RPI S	Opponent	Score	RPI S	Opponent	Score	Team's RPI: 332
						73	H Stony Brook	49 80	110	H Robert Morris	59 70	
									154	A Mt. St. Mary's	47 80	
									154	A Mt. St. Mary's	57 75	
									154	H Mt. St. Mary's	57 77	
									168	A Lafayette	60 65	
									177	A Merrimack	68 60	
									177	H Merrimack	63 66	
									190	H Cleveland St.	49 79	
									210	A Rhode Island	56 79	
									213	A UMass Lowell	56 65	
									221	H Fairfield	51 53	
									269	A Army West Point	60 67	
									274	A Saint Francis (PA)	71 64	
									274	H Saint Francis (PA)	71 53	
									278	H N.C. Central	59 61	
									286	A Sacred Heart	55 64	
									286	H Sacred Heart	66 63	
									303	A Wagner	61 63	
									303	H Wagner	66 52	
									304	A Fairleigh Dickinson	50 64	
									304	H Fairleigh Dickinson	68 63	
									308	H Vermont	62 73	
									319	A St. Francis Brooklyn	63 88	
									319	H St. Francis Brooklyn	54 71	
									322	H Saint Peter's	74 89	
									324	A Bryant	53 57	
LAST 10 Division I												
			154	A Mt. St. Mary's	47 80		304	A Fairleigh Dickinson	50 64			
			286	A Sacred Heart	55 64		286	H Sacred Heart	66 63			
			346	A Central Conn. St.	57 71		319	H St. Francis Brooklyn	54 71			
			303	H Wagner	66 52		154	H Mt. St. Mary's	57 77			
			274	A Saint Francis (PA)	71 64		177	H Merrimack	63 66			

Non-Div I Games:

LIU Brooklyn

Loss, Non-Conf, S Site, H Home A Away N Neutral

RPI	S	Opponent	Score
329	H	Hofstra	85 46
346	A	Central Conn. St.	57 71
346	H	Central Conn. St.	63 61

L
I
U
B
r
o
o
k
l
y
n

L
I
U
B
r
o
o
k
l
y
n

LIU Brooklyn

Average RPI Win:	217	WON-LOST	WINNING	LAST 10	STRENGTH OF	OPP. STRENGTH	TEAM	ADJ.	CONF.	ADJ CONF.
Average RPI Loss:	149	RECORD	PCT. RANK	GAMES	SCHEDULE	OF SCHEDULE	RPI	RPI	RPI	RPI
DIV. I ONLY	6- 25	321	0-10	159	133	298	298	11	11	
DIV. I NON-CONF.	3- 9	279	0	217	255	285	285	11	11	
TOTALS	RPI 1-25	RPI 26-50	W-L RECORDS	RPI 51-100	RPI 101-150	RPI 150+				
6- 25	0- 3	0- 0	OVERALL	0- 4	0- 6	6- 12				
3- 11	0- 1	0- 0	HOME	0- 2	0- 3	3- 5				
3- 11	0- 2	0- 0	AWAY	0- 1	0- 3	3- 5				
0- 3	0- 0	0- 0	NEUTRAL	0- 1	0- 0	0- 2				
3- 9	0- 1	0- 0	NON-CONFERENCE	0- 2	0- 0	3- 6				
1- 4	0- 0	0- 0	HOME	0- 1	0- 0	1- 3				
2- 3	0- 1	0- 0	AWAY	0- 0	0- 0	2- 2				
0- 2	0- 0	0- 0	NEUTRAL	0- 1	0- 0	0- 1				
3- 16	0- 2	0- 0	CONFERENCE	0- 2	0- 6	3- 6				
2- 7	0- 1	0- 0	HOME	0- 1	0- 3	2- 2				
1- 8	0- 1	0- 0	AWAY	0- 1	0- 3	1- 3				
0- 1	0- 0	0- 0	NEUTRAL	0- 0	0- 0	0- 1				

RPI	S	Opponent	Score	RPI	S	Opponent	Score	RPI	S	Opponent	Score	RPI	S	Opponent	Score	Team's RPI: 298
12	A	Gonzaga	52 78					52	H	Yale	65 81	103	A	Portland	49 74	
12	H	Gonzaga	47 75					76	N	Ball St.	72 77	103	H	Portland	78 89	
13	A	UCLA	52 74					94	A	BYU	42 57	111	A	San Diego	50 54	
								94	H	BYU	44 59	111	H	San Diego	59 67	
												134	A	Pacific	67 76	
												134	H	Pacific	70 87	
												178	A	Pepperdine	84 77	
												178	H	Pepperdine	66 77	
												187	N	Providence	45 48	
												193	A	Santa Clara	60 76	
												193	H	Santa Clara	75 59	
												199	H	Hawaii	65 51	
												201	A	Saint Mary's (CA)	70 86	
												201	H	Saint Mary's (CA)	61 70	
												201	N	Saint Mary's (CA)	63 72	
												215	A	San Francisco	68 70	
												215	H	San Francisco	76 69	
												230	A	New Mexico	73 72	
												234	H	Cal St. Fullerton	74 79	
												256	H	Georgetown	53 64	
												258	A	Tulsa	56 75	
												266	A	UC Irvine	65 80	
												281	H	CSUN	54 56	
												284	A	Long Beach St.	70 57	
LAST 10 Division I																
201	N	Saint Mary's (CA)	63 72	178	H	Pepperdine	66 77									
94	A	BYU	42 57	215	A	San Francisco	68 70									
111	A	San Diego	50 54	193	A	Santa Clara	60 76									
103	H	Portland	78 89	134	H	Pacific	70 87									
12	H	Gonzaga	47 75	201	H	Saint Mary's (CA)	61 70									

Non-Div I Games: Cal St. San B'dino 94 46

LMU (CA)

Loss, Non-Conf, S Site, H Home A Away N Neutral

Average RPI Win:	143	WON-LOST	WINNING	LAST 10	STRENGTH OF	OPP. STRENGTH	TEAM	ADJ.	CONF.	ADJ CONF.
Average RPI Loss:	60	RECORD	PCT. RANK	GAMES	SCHEDULE	OF SCHEDULE	RPI	RPI	RPI	RPI
DIV. I ONLY	20- 10	70	5-5	40	44	35	35	4	4	
DIV. I NON-CONF.	10- 2	29	0	137	118	45	45	5	5	
TOTALS	RPI 1-25	RPI 26-50	W-L RECORDS	RPI 51-100	RPI 101-150	RPI 150+				
20- 10	3- 3	2- 2	OVERALL	2- 3	4- 1	9- 1				
12- 2	2- 0	1- 1	HOME	2- 1	1- 0	6- 0				
5- 7	1- 2	1- 1	AWAY	0- 2	1- 1	2- 1				
3- 1	0- 1	0- 0	NEUTRAL	0- 0	2- 0	1- 0				
10- 2	0- 0	2- 1	NON-CONFERENCE	0- 1	1- 0	7- 0				
5- 1	0- 0	1- 1	HOME	0- 0	0- 0	4- 0				
3- 1	0- 0	1- 0	AWAY	0- 1	0- 0	2- 0				
2- 0	0- 0	0- 0	NEUTRAL	0- 0	1- 0	1- 0				
10- 8	3- 3	0- 1	CONFERENCE	2- 2	3- 1	2- 1				
7- 1	2- 0	0- 0	HOME	2- 1	1- 0	2- 0				
2- 6	1- 2	0- 1	AWAY	0- 1	1- 1	0- 1				
1- 1	0- 1	0- 0	NEUTRAL	0- 0	1- 0	0- 0				

RPI 1-25				RPI 26-50				Team's RPI: 35	RPI 51-100				RPI 101+			
RPI	S	Opponent	Score	RPI	S	Opponent	Score		RPI	S	Opponent	Score	RPI	S	Opponent	Score
1	A	South Carolina	48 63	30	A	Arkansas	71 75		65	A	Tennessee	58 63	102	N	Michigan St.	58 56
10	A	Mississippi St.	60 64	32	H	Florida St.	62 70		65	H	Tennessee	75 65	114	A	Auburn	60 65
10	N	Mississippi St.	49 79	36	A	FGCU	74 63		68	H	Georgia	56 73	127	H	Vanderbilt	61 55
21	A	Texas A&M	57 54	47	H	Rutgers	64 58		72	H	Alabama	71 60	138	A	Florida	77 68
21	H	Texas A&M	59 58						92	A	Oklahoma	68 90	138	N	Florida	73 59
24	H	Kentucky	65 59										172	H	New Orleans	83 49
													174	A	Tulane	59 54
													176	A	Missouri	65 69
													176	H	Missouri	66 58
													195	N	Memphis	89 58
													206	A	Little Rock	65 50
													251	H	Southeastern La.	62 52
													255	H	Nicholls St.	63 32
													301	H	Ole Miss	52 44
													336	H	Florida A&M	73 45
LAST 10 Division I																
10	N	Mississippi St.	49 79	1	A	South Carolina	48 63		114	A	Auburn	60 65				
138	N	Florida	73 59	30	A	Arkansas	71 75		65	H	Tennessee	75 65				
				127	H	Vanderbilt	61 55		176	H	Missouri	66 58				
				68	H	Georgia	56 73		21	H	Texas A&M	59 58				

Non-Div I Games:

LSU

■ Loss,
 ■ Non-Conf,
 ■ S Site,
 ■ H Home
 ■ A Away
 N Neutral

Average RPI Win: 232	WON-LOST	WINNING	LAST 10	STRENGTH OF	OPP. STRENGTH	TEAM	ADJ.	CONF.	ADJ CONF.
Average RPI Loss: 114	RECORD	PCT. RANK	GAMES	SCHEDULE	OF SCHEDULE	RPI	RPI	RPI	RPI
DIV. I ONLY	13- 17	212	5-5	166	143	194	194	12	12
DIV. I NON-CONF.	6- 7	182	0	134	262	173	173	12	12
TOTALS	RPI 1-25	RPI 26-50	W-L RECORDS	RPI 51-100	RPI 101-150	RPI 150+			
13- 17	0- 0	0- 2	OVERALL	0- 6	2- 8	11- 1			
5- 9	0- 0	0- 1	HOME	0- 4	1- 4	4- 0			
7- 8	0- 0	0- 1	AWAY	0- 2	1- 4	6- 1			
1- 0	0- 0	0- 0	NEUTRAL	0- 0	0- 0	1- 0			
6- 7	0- 0	0- 1	NON-CONFERENCE	0- 3	1- 2	5- 1			
2- 4	0- 0	0- 0	HOME	0- 2	1- 2	1- 0			
3- 3	0- 0	0- 1	AWAY	0- 1	0- 0	3- 1			
1- 0	0- 0	0- 0	NEUTRAL	0- 0	0- 0	1- 0			
7- 10	0- 0	0- 1	CONFERENCE	0- 3	1- 6	6- 0			
3- 5	0- 0	0- 1	HOME	0- 2	0- 2	3- 0			
4- 5	0- 0	0- 0	AWAY	0- 1	1- 4	3- 0			
0- 0	0- 0	0- 0	NEUTRAL	0- 0	0- 0	0- 0			

RPI S	Opponent	Score	RPI S	Opponent	Score	RPI S	Opponent	Score	RPI S	Opponent	Score	Team's RPI: 194
39	A Drexel	31 69	42	H Dayton	58 98	56	H Penn	49 65	110	H Robert Morris	68 71	
						84	H Villanova	69 77	116	H Temple	69 72	
						86	H Saint Louis	61 77	121	H Harvard	75 69	
						87	A Fordham	45 62	125	A Richmond	61 63	
						90	H VCU	61 67	125	H Richmond	61 67	
						93	A Rider	43 70	131	A Duquesne	56 82	
									139	A Davidson	63 67	
									139	H Davidson	61 70	
									143	A George Washington	61 54	
									149	A Massachusetts	62 76	
									153	A Norfolk St.	55 52	
									210	A Rhode Island	54 42	
									217	A Penn St.	69 67	
									237	A Saint Joseph's	59 53	
									237	H Saint Joseph's	67 59	
									252	A George Mason	64 59	
									252	H George Mason	77 65	
									261	A Howard	78 62	
									299	N UMBC	74 58	
									300	H St. Bonaventure	67 61	
									320	A Navy	46 61	
									337	H Coppin St.	79 46	
LAST 10 Division I												
139	A Davidson	63 67	237	A Saint Joseph's	59 53							
252	A George Mason	64 59	143	A George Washington	61 54							
139	H Davidson	61 70	125	H Richmond	61 67							
210	A Rhode Island	54 42	87	A Fordham	45 62							
90	H VCU	61 67	252	H George Mason	77 65							

Non-Div I Games:

La Salle

■ Loss,
 ■ Non-Conf,
 ■ S Site,
 ■ H Home
 ■ A Away
 N Neutral

La.-Monroe

Through Games Of March 12, 2020

Average RPI Win:	311	WON-LOST	WINNING	LAST 10	STRENGTH OF	OPP. STRENGTH	TEAM	ADJ.	CONF.	ADJ CONF.
Average RPI Loss:	216	RECORD	PCT. RANK	GAMES	SCHEDULE	OF SCHEDULE	RPI	RPI	RPI	RPI
DIV. I ONLY	3- 26	338	0-10	341	289	348	348	21	21	
DIV. I NON-CONF.	2- 9	304	0	348	344	351	351	19	19	
TOTALS	RPI 1-25	RPI 26-50	W-L RECORDS	RPI 51-100	RPI 101-150	RPI 150+				
3- 26	0- 0	0- 2	OVERALL	0- 1	0- 3	3- 20				
2- 12	0- 0	0- 1	HOME	0- 0	0- 1	2- 10				
1- 14	0- 0	0- 1	AWAY	0- 1	0- 2	1- 10				
0- 0	0- 0	0- 0	NEUTRAL	0- 0	0- 0	0- 0				
2- 9	0- 0	0- 0	NON-CONFERENCE	0- 0	0- 1	2- 8				
2- 3	0- 0	0- 0	HOME	0- 0	0- 0	2- 3				
0- 6	0- 0	0- 0	AWAY	0- 0	0- 1	0- 5				
0- 0	0- 0	0- 0	NEUTRAL	0- 0	0- 0	0- 0				
1- 17	0- 0	0- 2	CONFERENCE	0- 1	0- 2	1- 12				
0- 9	0- 0	0- 1	HOME	0- 0	0- 1	0- 7				
1- 8	0- 0	0- 1	AWAY	0- 1	0- 1	1- 5				
0- 0	0- 0	0- 0	NEUTRAL	0- 0	0- 0	0- 0				

RPI S	Opponent	Score	RPI S	Opponent	Score	RPI S	Opponent	Score	RPI S	Opponent	Score	Team's RPI: 348
44	A Troy	65 77	44	H Troy	65 72	98	A Coastal Caro.	69 88	112	A UT Arlington	34 72	
									112	H UT Arlington	67 74	
									135	A Texas Tech	38 83	
									188	A Louisiana	55 68	
									188	H Louisiana	49 62	
									205	A Tennessee Tech	68 75	
									206	H Little Rock	50 70	
									211	A South Alabama	63 72	
									211	H South Alabama	39 73	
									212	H Southern Miss.	42 57	
									228	A Appalachian St.	49 68	
									235	A North Texas	51 63	
									248	A Texas St.	58 55	
									248	H Texas St.	53 59	
									251	H Southeastern La.	52 65	
									254	H Arkansas St.	53 54	
									255	A Nicholls St.	59 74	
									293	A Ga. Southern	47 64	
									293	H Ga. Southern	66 72	
									301	A Ole Miss	42 66	
									316	A Georgia St.	52 68	
									316	H Georgia St.	43 52	
									318	H Houston Baptist	65 72	
									335	H Northwestern St.	63 54	
									347	A McNeese	69 72	
									351	H Mississippi Val.	74 66	
LAST 10 Division I												
112	H UT Arlington	67 74	316	H Georgia St.	43 52							
248	H Texas St.	53 59	293	H Ga. Southern	66 72							
228	A Appalachian St.	49 68	211	H South Alabama	39 73							
98	A Coastal Caro.	69 88	44	A Troy	65 77							
188	H Louisiana	49 62	254	H Arkansas St.	53 54							

Non-Div I Games:

La.-Monroe

■ Loss,
■ Non-Conf,
■ S Site,
■ H Home
■ A Away
N Neutral

Lafayette

Through Games Of March 12, 2020

Average RPI Win:	243	WON-LOST	WINNING	LAST 10	STRENGTH OF	OPP. STRENGTH	TEAM	ADJ.	CONF.	ADJ CONF.
Average RPI Loss:	130	RECORD	PCT. RANK	GAMES	SCHEDULE	OF SCHEDULE	RPI	RPI	RPI	RPI
DIV. I ONLY	15- 14	161	5-5	177	217	168	168	16	16	
DIV. I NON-CONF.	4- 6	212	0	234	324	260	260	15	15	
TOTALS	RPI 1-25	RPI 26-50	W-L RECORDS	RPI 51-100	RPI 101-150	RPI 150+				
15- 14	0- 0	0- 2	OVERALL	0- 2	3- 7	12- 3				
10- 4	0- 0	0- 1	HOME	0- 0	3- 2	7- 1				
5- 10	0- 0	0- 1	AWAY	0- 2	0- 5	5- 2				
0- 0	0- 0	0- 0	NEUTRAL	0- 0	0- 0	0- 0				
4- 6	0- 0	0- 0	NON-CONFERENCE	0- 2	0- 1	4- 3				
3- 2	0- 0	0- 0	HOME	0- 0	0- 1	3- 1				
1- 4	0- 0	0- 0	AWAY	0- 2	0- 0	1- 2				
0- 0	0- 0	0- 0	NEUTRAL	0- 0	0- 0	0- 0				
11- 8	0- 0	0- 2	CONFERENCE	0- 0	3- 6	8- 0				
7- 2	0- 0	0- 1	HOME	0- 0	3- 1	4- 0				
4- 6	0- 0	0- 1	AWAY	0- 0	0- 5	4- 0				
0- 0	0- 0	0- 0	NEUTRAL	0- 0	0- 0	0- 0				

RPI S	Opponent	Score	RPI S	Opponent	Score	RPI S	Opponent	Score	RPI S	Opponent	Score	Team's RPI: 168
49	A Bucknell	36 50	49	H Bucknell	47 57	58	A St. John's (NY)	44 76	107	A Lehigh	66 73	
						63	A Seton Hall	50 74	107	H Lehigh	61 53	
									122	A Holy Cross	33 52	
									122	A Holy Cross	56 57	
									122	H Holy Cross	49 57	
									126	A Colgate	52 73	
									126	H Colgate	55 39	
									129	A Boston U.	40 47	
									129	H Boston U.	59 57	
									131	H Duquesne	65 73	
									156	A Binghamton	64 74	
									186	H Manhattan	60 53	
									203	A American	67 52	
									203	H American	55 48	
									269	A Army West Point	57 52	
									269	H Army West Point	67 58	
									279	A Loyola Maryland	76 65	
									279	H Loyola Maryland	55 52	
									282	A Monmouth	44 52	
									299	H UMBC	58 65	
									304	H Fairleigh Dickinson	61 29	
									314	A Albany (NY)	54 47	
									320	A Navy	62 59	
									320	H Navy	79 52	
									332	H LIU Brooklyn	65 60	
LAST 10 Division I												
122	A Holy Cross	33 52	129	A Boston U.	40 47							
49	H Bucknell	47 57	122	H Holy Cross	49 57							
320	A Navy	62 59	269	H Army West Point	67 58							
203	H American	55 48	107	A Lehigh	66 73							
279	A Loyola Maryland	76 65	203	A American	67 52							

Non-Div I Games:

Lafayette

Loss, Non-Conf, S Site, H Home A Away N Neutral

Average RPI Win:	274	WON-LOST	WINNING	LAST 10	STRENGTH OF	OPP. STRENGTH	TEAM	ADJ.	CONF.	ADJ CONF.
Average RPI Loss:	151	RECORD	PCT. RANK	GAMES	SCHEDULE	OF SCHEDULE	RPI	RPI	RPI	RPI
DIV. I ONLY	8- 19	292	2-8	136	268	263	263	23	23	
DIV. I NON-CONF.	2- 5	259	0	14	123	138	138	24	24	
TOTALS	RPI 1-25	RPI 26-50	W-L RECORDS	RPI 51-100	RPI 101-150	RPI 150+				
8- 19	0- 2	0- 0	OVERALL	1- 7	0- 2	7- 8				
4- 8	0- 0	0- 0	HOME	0- 3	0- 1	4- 4				
3- 11	0- 2	0- 0	AWAY	0- 4	0- 1	3- 4				
1- 0	0- 0	0- 0	NEUTRAL	1- 0	0- 0	0- 0				
2- 5	0- 2	0- 0	NON-CONFERENCE	1- 1	0- 0	1- 2				
1- 1	0- 0	0- 0	HOME	0- 0	0- 0	1- 1				
0- 4	0- 2	0- 0	AWAY	0- 1	0- 0	0- 1				
1- 0	0- 0	0- 0	NEUTRAL	1- 0	0- 0	0- 0				
6- 14	0- 0	0- 0	CONFERENCE	0- 6	0- 2	6- 6				
3- 7	0- 0	0- 0	HOME	0- 3	0- 1	3- 3				
3- 7	0- 0	0- 0	AWAY	0- 3	0- 1	3- 3				
0- 0	0- 0	0- 0	NEUTRAL	0- 0	0- 0	0- 0				

RPI 1-25				RPI 26-50				RPI 51-100				RPI 101+ Team's RPI: 263			
RPI	S	Opponent	Score	RPI	S	Opponent	Score	RPI	S	Opponent	Score	RPI	S	Opponent	Score
5	A	Baylor	28 90					67	A	Oklahoma St.	53 74	145	A	Sam Houston St.	47 68
16	A	NC State	40 81					78	A	A&M-Corpus Christi	39 49	145	H	Sam Houston St.	68 75
								78	H	A&M-Corpus Christi	56 64	172	H	New Orleans	57 62
								82	A	SFA	50 70	188	H	Louisiana	63 74
								82	H	SFA	53 54	239	A	Central Ark.	29 53
								85	A	Abilene Christian	72 78	243	H	Denver	71 59
								85	H	Abilene Christian	49 75	251	A	Southeastern La.	65 57
								99	N	Idaho	47 44	255	A	Nicholls St.	84 78
												255	H	Nicholls St.	60 62
												267	A	Incarnate Word	67 68
												267	H	Incarnate Word	48 67
												294	A	Cal Poly	56 57
												318	A	Houston Baptist	59 72
												318	H	Houston Baptist	60 53
												335	H	Northwestern St.	61 58
												347	A	McNeese	87 69
												347	H	McNeese	80 70
LAST 10 Division I															
347	H	McNeese	80 70	318	A	Houston Baptist	59 72								
82	A	SFA	50 70	255	H	Nicholls St.	60 62								
267	A	Incarnate Word	67 68	85	H	Abilene Christian	49 75								
78	H	A&M-Corpus Christi	56 64	239	A	Central Ark.	29 53								
145	H	Sam Houston St.	68 75	347	A	McNeese	87 69								

Non-Div I Games: Howard Payne 96 36 LeTourneau 90 38

Lamar University

Loss, Non-Conf, S Site, H Home A Away N Neutral

Average RPI Win: 220	WON-LOST	WINNING	LAST 10	STRENGTH OF	OPP. STRENGTH	TEAM	ADJ.	CONF.	ADJ CONF.
Average RPI Loss: 111	RECORD	PCT. RANK	GAMES	SCHEDULE	OF SCHEDULE	RPI	RPI	RPI	RPI
DIV. I ONLY	18- 11	102	5-4	148	185	107	107	16	16
DIV. I NON-CONF.	7- 3	80	0	150	239	78	78	15	15
TOTALS	RPI 1-25	RPI 26-50	W-L RECORDS	RPI 51-100	RPI 101-150	RPI 150+			
18- 11	0- 0	0- 2	OVERALL	1- 3	4- 4	13- 2			
8- 4	0- 0	0- 1	HOME	1- 0	2- 2	5- 1			
10- 5	0- 0	0- 1	AWAY	0- 1	2- 2	8- 1			
0- 2	0- 0	0- 0	NEUTRAL	0- 2	0- 0	0- 0			
7- 3	0- 0	0- 0	NON-CONFERENCE	1- 3	1- 0	5- 0			
3- 0	0- 0	0- 0	HOME	1- 0	1- 0	1- 0			
4- 1	0- 0	0- 0	AWAY	0- 1	0- 0	4- 0			
0- 2	0- 0	0- 0	NEUTRAL	0- 2	0- 0	0- 0			
11- 8	0- 0	0- 2	CONFERENCE	0- 0	3- 4	8- 2			
5- 4	0- 0	0- 1	HOME	0- 0	1- 2	4- 1			
6- 4	0- 0	0- 1	AWAY	0- 0	2- 2	4- 1			
0- 0	0- 0	0- 0	NEUTRAL	0- 0	0- 0	0- 0			

RPI S	Opponent	Score	RPI S	Opponent	Score	RPI S	Opponent	Score	RPI S	Opponent	Score	Team's RPI: 107
49	A Bucknell	56 67	49	H Bucknell	50 71	63	H Seton Hall	75 68	122	A Holy Cross	62 65	
						76	N Ball St.	52 54	122	H Holy Cross	57 74	
						87	N Fordham	57 59	126	A Colgate	86 70	
						91	A Minnesota	49 77	126	A Colgate	69 62	
									126	H Colgate	73 82	
									129	A Boston U.	47 48	
									129	H Boston U.	51 34	
									143	H George Washington	59 53	
									154	A Mt. St. Mary's	66 65	
									168	A Lafayette	53 61	
									168	H Lafayette	73 66	
									177	A Merrimack	72 68	
									203	A American	64 63	
									203	H American	56 64	
									269	A Army West Point	94 65	
									269	H Army West Point	89 72	
									275	A Delaware St.	68 38	
									279	A Loyola Maryland	55 53	
									279	H Loyola Maryland	82 64	
									320	A Navy	60 53	
									320	H Navy	70 40	
									322	A Saint Peter's	80 71	
									346	H Central Conn. St.	70 51	
LAST 10 Division I												
126	A Colgate	69 62	126	H Colgate	73 82							
126	A Colgate	86 70	269	H Army West Point	89 72							
279	H Loyola Maryland	82 64	122	A Holy Cross	62 65							
129	A Boston U.	47 48	168	H Lafayette	73 66							
49	A Bucknell	56 67	269	A Army West Point	94 65							

Non-Div I Games: Bloomsburg 91 43

Lehigh

■ Loss,
 ■ Non-Conf,
 ■ S Site,
 ■ H Home
 ■ A Away
 N Neutral

Liberty

Through Games Of March 12, 2020

Average RPI Win: 208	WON-LOST	WINNING	LAST 10	STRENGTH OF	OPP. STRENGTH	TEAM	ADJ.	CONF.	ADJ CONF.
Average RPI Loss: 109	RECORD	PCT. RANK	GAMES	SCHEDULE	OF SCHEDULE	RPI	RPI	RPI	RPI
DIV. I ONLY	20- 11	80	9-1	116	179	97	97	15	15
DIV. I NON-CONF.	7- 6	161	0	75	197	99	99	14	14
TOTALS	RPI 1-25	RPI 26-50	W-L RECORDS	RPI 51-100	RPI 101-150	RPI 150+			
20- 11	0- 1	1- 4	OVERALL	0- 0	3- 4	16- 2			
8- 5	0- 0	0- 1	HOME	0- 0	1- 2	7- 2			
10- 5	0- 0	0- 3	AWAY	0- 0	2- 2	8- 0			
2- 1	0- 1	1- 0	NEUTRAL	0- 0	0- 0	1- 0			
7- 6	0- 1	1- 2	NON-CONFERENCE	0- 0	1- 1	5- 2			
1- 3	0- 0	0- 0	HOME	0- 0	0- 1	1- 2			
4- 2	0- 0	0- 2	AWAY	0- 0	1- 0	3- 0			
2- 1	0- 1	1- 0	NEUTRAL	0- 0	0- 0	1- 0			
13- 5	0- 0	0- 2	CONFERENCE	0- 0	2- 3	11- 0			
7- 2	0- 0	0- 1	HOME	0- 0	1- 1	6- 0			
6- 3	0- 0	0- 1	AWAY	0- 0	1- 2	5- 0			
0- 0	0- 0	0- 0	NEUTRAL	0- 0	0- 0	0- 0			

RPI S	Opponent	Score	RPI S	Opponent	Score	RPI S	Opponent	Score	RPI S	Opponent	Score
20 N	Oregon St.	55 68	29 A	James Madison	53 76		119 A	North Florida	50 65		
			36 A	FGCU	57 64		119 H	North Florida	76 54		
			36 H	FGCU	65 74		137 A	Hampton	83 59		
			38 A	Virginia Tech	69 73		141 H	UNC Greensboro	53 58		
			50 N	Bradley	75 63		142 A	North Ala.	75 86		
							142 A	North Ala.	90 87		
							142 H	North Ala.	71 76		
							153 A	Norfolk St.	67 48		
							164 A	Jacksonville	65 59		
							164 H	Jacksonville	85 76		
							204 A	UMKC	68 44		
							207 H	Chattanooga	54 71		
							223 A	Kennesaw St.	76 70		
							223 H	Kennesaw St.	91 86		
							223 H	Kennesaw St.	76 66		
							229 A	Stetson	57 48		
							229 H	Stetson	73 53		
							231 N	Miami (OH)	65 53		
							242 H	East Carolina	81 66		
							247 A	Lipscomb	79 70		
							247 H	Lipscomb	64 60		
							274 A	Saint Francis (PA)	71 52		
							289 H	ETSU	62 63		
							331 A	NJIT	67 53		
							331 H	NJIT	66 48		
LAST 10 Division I											
142 A	North Ala.	90 87	229 H	Stetson	73 53						
223 H	Kennesaw St.	91 86	331 H	NJIT	66 48						
223 A	Kennesaw St.	76 70	164 A	Jacksonville	65 59						
247 A	Lipscomb	79 70	142 A	North Ala.	75 86						
119 H	North Florida	76 54	223 H	Kennesaw St.	76 66						

Non-Div I Games:

Liberty

Loss, Non-Conf, S Site, H Home A Away N Neutral

Average RPI Win:	255	WON-LOST	WINNING	LAST 10	STRENGTH OF	OPP. STRENGTH	TEAM	ADJ.	CONF.	ADJ CONF.
Average RPI Loss:	128	RECORD	PCT. RANK	GAMES	SCHEDULE	OF SCHEDULE	RPI	RPI	RPI	RPI
DIV. I ONLY	6- 23	318	2-8	65	214	247	247	15	15	
DIV. I NON-CONF.	2- 10	313	0	34	297	228	228	14	14	
TOTALS	RPI 1-25	RPI 26-50	W-L RECORDS	RPI 51-100	RPI 101-150	RPI 150+				
6- 23	0- 0	0- 6	OVERALL	0- 5	1- 3	5- 9				
2- 10	0- 0	0- 1	HOME	0- 2	0- 2	2- 5				
4- 11	0- 0	0- 5	AWAY	0- 1	1- 1	3- 4				
0- 2	0- 0	0- 0	NEUTRAL	0- 2	0- 0	0- 0				
2- 10	0- 0	0- 3	NON-CONFERENCE	0- 3	0- 0	2- 4				
1- 3	0- 0	0- 0	HOME	0- 1	0- 0	1- 2				
1- 5	0- 0	0- 3	AWAY	0- 0	0- 0	1- 2				
0- 2	0- 0	0- 0	NEUTRAL	0- 2	0- 0	0- 0				
4- 13	0- 0	0- 3	CONFERENCE	0- 2	1- 3	3- 5				
1- 7	0- 0	0- 1	HOME	0- 1	0- 2	1- 3				
3- 6	0- 0	0- 2	AWAY	0- 1	1- 1	2- 2				
0- 0	0- 0	0- 0	NEUTRAL	0- 0	0- 0	0- 0				

RPI S	Opponent	Score	RPI S	Opponent	Score	RPI S	Opponent	Score	RPI S	Opponent	Score	Team's RPI: 247
36	A FGCU	71 105	36	A FGCU	56 82	54	N Marist	63 74	119	A North Florida	73 66	
36	A FGCU	45 78	36	H FGCU	60 82	55	H Belmont	68 69	119	H North Florida	60 68	
42	A Dayton	49 70	42	A Dayton	67 83	93	N Rider	76 81	142	A North Ala.	58 91	
46	A Middle Tenn.		46	A Middle Tenn.		97	A Liberty	60 64	142	H North Ala.	72 84	
48	A UT Martin		48	A UT Martin		97	H Liberty	70 79	164	A Jacksonville	53 76	
									164	H Jacksonville	64 73	
									185	H Northern Ky.	71 69	
									200	H Eastern Ill.	56 66	
									205	A Tennessee Tech	58 78	
									223	A Kennesaw St.	60 88	
									223	H Kennesaw St.	66 74	
									229	A Stetson	65 59	
									229	H Stetson	34 48	
									241	H Murray St.	57 67	
									250	A Jacksonville St.	63 65	
									331	A NJIT	65 57	
									331	H NJIT	68 66	
									334	A Tennessee St.	74 64	
LAST 10 Division I												
36	A FGCU	71 105	36	H FGCU	45 78							
97	H Liberty	70 79	142	A North Ala.	58 91							
164	A Jacksonville	53 76	223	A Kennesaw St.	60 88							
119	A North Florida	73 66	229	H Stetson	34 48							
331	H NJIT	68 66	164	H Jacksonville	64 73							

Non-Div I Games: Queens (NC) 86 45

Lipscomb

Loss, Non-Conf, S Site, H Home A Away N Neutral

Little Rock

Through Games Of March 12, 2020

Average RPI Win:	259	WON-LOST	WINNING	LAST 10	STRENGTH OF	OPP. STRENGTH	TEAM	ADJ.	CONF.	ADJ CONF.
Average RPI Loss:	129	RECORD	PCT. RANK	GAMES	SCHEDULE	OF SCHEDULE	RPI	RPI	RPI	RPI
DIV. I ONLY	12- 19	240	2-8	130	180	206	206	21	21	
DIV. I NON-CONF.	2- 9	304	0	47	38	244	244	19	19	
TOTALS	RPI 1-25	RPI 26-50	W-L RECORDS	RPI 51-100	RPI 101-150	RPI 150+				
12- 19	0- 2	0- 5	OVERALL	0- 2	0- 2	12- 8				
6- 8	0- 0	0- 2	HOME	0- 1	0- 1	6- 4				
5- 11	0- 2	0- 3	AWAY	0- 1	0- 1	5- 4				
1- 0	0- 0	0- 0	NEUTRAL	0- 0	0- 0	1- 0				
2- 9	0- 2	0- 3	NON-CONFERENCE	0- 1	0- 0	2- 3				
2- 3	0- 0	0- 1	HOME	0- 0	0- 0	2- 2				
0- 6	0- 2	0- 2	AWAY	0- 1	0- 0	0- 1				
0- 0	0- 0	0- 0	NEUTRAL	0- 0	0- 0	0- 0				
10- 10	0- 0	0- 2	CONFERENCE	0- 1	0- 2	10- 5				
4- 5	0- 0	0- 1	HOME	0- 1	0- 1	4- 2				
5- 5	0- 0	0- 1	AWAY	0- 0	0- 1	5- 3				
1- 0	0- 0	0- 0	NEUTRAL	0- 0	0- 0	1- 0				

RPI 1-25				RPI 26-50				RPI 51-100				RPI 101+ Team's RPI: 206			
RPI	S	Opponent	Score	RPI	S	Opponent	Score	RPI	S	Opponent	Score	RPI	S	Opponent	Score
10	A	Mississippi St.	50 89	30	A	Arkansas	53 86	53	A	Rice	40 66	112	A	UT Arlington	58 65
21	A	Texas A&M	35 78	31	A	Western Ky.	58 77	98	H	Coastal Caro.	48 68	112	H	UT Arlington	46 62
				35	H	LSU	50 65					188	A	Louisiana	46 49
				44	A	Troy	59 77					188	A	Louisiana	59 44
				44	H	Troy	54 70					195	H	Memphis	50 68
												208	A	Fla. Atlantic	72 79
												211	A	South Alabama	69 58
												211	H	South Alabama	42 57
												228	H	Appalachian St.	68 63
												228 N		Appalachian St.	48 47
												239	H	Central Ark.	63 48
												248	A	Texas St.	78 66
												248	H	Texas St.	47 50
												249	H	Louisiana Tech	38 43
												254	A	Arkansas St.	54 72
												254	H	Arkansas St.	67 58
												258	H	Tulsa	63 51
												293	A	Ga. Southern	65 49
												293	H	Ga. Southern	58 46
												316	A	Georgia St.	43 58
												316	H	Georgia St.	66 46
												348	A	La.-Monroe	70 50
LAST 10 Division I															
				188	A	Louisiana	46 49			211	A	South Alabama	69 58		
				228 N		Appalachian St.	48 47			44	A	Troy	59 77		
				211	H	South Alabama	42 57			112	H	UT Arlington	46 62		
				44	H	Troy	54 70			248	H	Texas St.	47 50		
				254	A	Arkansas St.	54 72			316	A	Georgia St.	43 58		

Non-Div I Games:

Little Rock

Loss, Non-Conf, S Site, H Home A Away N Neutral

Average RPI Win:	248	WON-LOST	WINNING	LAST 10	STRENGTH OF	OPP. STRENGTH	TEAM	ADJ.	CONF.	ADJ CONF.
Average RPI Loss:	216	RECORD	PCT. RANK	GAMES	SCHEDULE	OF SCHEDULE	RPI	RPI	RPI	RPI
DIV. I ONLY	12- 17	225	3-7	323	225	284	284	28	28	
DIV. I NON-CONF.	4- 8	235	0	288	59	275	275	26	26	
TOTALS	RPI 1-25	RPI 26-50	W-L RECORDS	RPI 51-100	RPI 101-150	RPI 150+				
12- 17	0- 2	0- 0	OVERALL	0- 1	0- 1	12- 13				
8- 5	0- 1	0- 0	HOME	0- 0	0- 0	8- 4				
2- 12	0- 1	0- 0	AWAY	0- 1	0- 1	2- 9				
2- 0	0- 0	0- 0	NEUTRAL	0- 0	0- 0	2- 0				
4- 8	0- 2	0- 0	NON-CONFERENCE	0- 1	0- 1	4- 4				
1- 3	0- 1	0- 0	HOME	0- 0	0- 0	1- 2				
1- 5	0- 1	0- 0	AWAY	0- 1	0- 1	1- 2				
2- 0	0- 0	0- 0	NEUTRAL	0- 0	0- 0	2- 0				
8- 9	0- 0	0- 0	CONFERENCE	0- 0	0- 0	8- 9				
7- 2	0- 0	0- 0	HOME	0- 0	0- 0	7- 2				
1- 7	0- 0	0- 0	AWAY	0- 0	0- 0	1- 7				
0- 0	0- 0	0- 0	NEUTRAL	0- 0	0- 0	0- 0				
































































RPI 1-25				RPI 26-50				RPI 51-100				RPI 101+ Team's RPI: 284			
RPI	S	Opponent	Score	RPI	S	Opponent	Score	RPI	S	Opponent	Score	RPI	S	Opponent	Score
2	H	Oregon	45 81					81	A	Southern California	40 57	124	A	California	45 68
13	A	UCLA	51 86									159	A	UC Davis	55 57
												159	H	UC Davis	66 57
												193	A	Santa Clara	54 46
												199	A	Hawaii	44 68
												199	H	Hawaii	62 55
												217	N	Penn St.	64 56
												234	A	Cal St. Fullerton	65 69
												234	H	Cal St. Fullerton	52 49
												245	A	UC Santa Barbara	47 55
												245	H	UC Santa Barbara	59 53
												266	A	UC Irvine	56 46
												266	H	UC Irvine	61 70
												271	H	Air Force	74 68
												280	H	Utah St.	48 56
												281	A	CSUN	54 66
												281	H	CSUN	60 52
												285	A	California Baptist	70 79
												294	A	Cal Poly	41 61
												294	H	Cal Poly	48 59
												294	H	Cal Poly	72 69
												297	A	Seattle U	54 66
												298	H	LMU (CA)	57 70
												305	N	UTRGV	69 65
												312	A	UC Riverside	57 58
												312	H	UC Riverside	73 67
LAST 10 Division I															
294	H	Cal Poly	48 59	266	H	UC Irvine	61 70								
159	H	UC Davis	66 57	312	A	UC Riverside	57 58								
234	H	Cal St. Fullerton	52 49	245	H	UC Santa Barbara	59 53								
245	A	UC Santa Barbara	47 55	294	A	Cal Poly	41 61								
281	A	CSUN	54 66	199	A	Hawaii	44 68								

Non-Div I Games: Westcliff 94 47 Bethesda (CA) 90 43

Long Beach St.





Loss, Non-Conf, S Site, H Home A Away N Neutral

Average RPI Win: 280	WON-LOST	WINNING	LAST 10	STRENGTH OF	OPP. STRENGTH	TEAM	ADJ.	CONF.	ADJ CONF.
Average RPI Loss: 188	RECORD	PCT. RANK	GAMES	SCHEDULE	OF SCHEDULE	RPI	RPI	RPI	RPI
DIV. I ONLY	12- 18	232	2-8	291	299	277	277	25	25
DIV. I NON-CONF.	4- 5	195	0	273	224	245	245	28	28
TOTALS	RPI 1-25	RPI 26-50	W-L RECORDS	RPI 51-100	RPI 101-150	RPI 150+			
12- 18	0- 0	0- 1	OVERALL	0- 0	0- 5	12- 12			
7- 8	0- 0	0- 0	HOME	0- 0	0- 2	7- 6			
5- 10	0- 0	0- 1	AWAY	0- 0	0- 3	5- 6			
0- 0	0- 0	0- 0	NEUTRAL	0- 0	0- 0	0- 0			
4- 5	0- 0	0- 1	NON-CONFERENCE	0- 0	0- 1	4- 3			
3- 1	0- 0	0- 0	HOME	0- 0	0- 0	3- 1			
1- 4	0- 0	0- 1	AWAY	0- 0	0- 1	1- 2			
0- 0	0- 0	0- 0	NEUTRAL	0- 0	0- 0	0- 0			
8- 13	0- 0	0- 0	CONFERENCE	0- 0	0- 4	8- 9			
4- 7	0- 0	0- 0	HOME	0- 0	0- 2	4- 5			
4- 6	0- 0	0- 0	AWAY	0- 0	0- 2	4- 4			
0- 0	0- 0	0- 0	NEUTRAL	0- 0	0- 0	0- 0			

RPI S	Opponent	Score	RPI S	Opponent	Score	RPI S	Opponent	Score	RPI S	Opponent	Score	Team's RPI: 277
			29 	James Madison	53  93				128 	Campbell	76  81	
									128 	Campbell	55  70	
									137 	Hampton	55  73	
									137 	Hampton	76  90	
									138 	Florida	54  71	
									153 	Norfolk St.	46  49	
									158 	Gardner-Webb	70  73	
									158 	Gardner-Webb	80 70	
									170 	Radford	76  88	
									170 	Radford	61  62	
									175 	High Point	79  86	
									175 	High Point	69  76	
									224 	Brown	86 76	
									242 	East Carolina	61  64	
									260 	UNC Asheville	54 51	
									260 	UNC Asheville	73 56	
									262 	UNCW	59 58	
									272 	Wofford	76  79	
									275 	Delaware St.	78 62	
									291 	Winthrop	63  74	
									291 	Winthrop	60  63	
									292 	Presbyterian	71 60	
									292 	Presbyterian	73  82	
									292 	Presbyterian	77  82	
									307 	UMES	71 62	
									317 	USC Upstate	70 62	
LAST 10 Division I												
			292 	Presbyterian	73  82				128 	Campbell	76  81	
			343 	Charleston So.	63 52				170 	Radford	76  88	
			317 	USC Upstate	69 56				137 	Hampton	76  90	
			175 	High Point	79  86				158 	Gardner-Webb	70  73	
			291 	Winthrop	60  63				292 	Presbyterian	77  82	

Non-Div I Games:

Longwood

 Loss,
  Non-Conf, S Site,
  Home
  Away
 N Neutral

RPI	S	Opponent	Score	
317	H	USC Upstate	69	56
343	A	Charleston So.	63	52
343	H	Charleston So.	84	64

L
o
n
g
w
o
o
d

L
o
n
g
w
o
o
d

Longwood

Louisiana

Through Games Of March 12, 2020

Average RPI Win:	257	WON-LOST	WINNING	LAST 10	STRENGTH OF	OPP. STRENGTH	TEAM	ADJ.	CONF.	ADJ CONF.
Average RPI Loss:	162	RECORD	PCT. RANK	GAMES	SCHEDULE	OF SCHEDULE	RPI	RPI	RPI	RPI
DIV. I ONLY	17- 12	125	6-4	288	258	188	188	21	21	
DIV. I NON-CONF.	5- 4	140	0	261	265	163	163	19	19	
TOTALS	RPI 1-25	RPI 26-50	W-L RECORDS	RPI 51-100	RPI 101-150	RPI 150+				
17- 12	0- 1	1- 1	OVERALL	0- 1	0- 3	16- 6				
9- 5	0- 1	0- 1	HOME	0- 0	0- 1	9- 2				
8- 7	0- 0	1- 0	AWAY	0- 1	0- 2	7- 4				
0- 0	0- 0	0- 0	NEUTRAL	0- 0	0- 0	0- 0				
5- 4	0- 1	0- 0	NON-CONFERENCE	0- 0	0- 1	5- 2				
2- 1	0- 1	0- 0	HOME	0- 0	0- 0	2- 0				
3- 3	0- 0	0- 0	AWAY	0- 0	0- 1	3- 2				
0- 0	0- 0	0- 0	NEUTRAL	0- 0	0- 0	0- 0				
12- 8	0- 0	1- 1	CONFERENCE	0- 1	0- 2	11- 4				
7- 4	0- 0	0- 1	HOME	0- 0	0- 1	7- 2				
5- 4	0- 0	1- 0	AWAY	0- 1	0- 1	4- 2				
0- 0	0- 0	0- 0	NEUTRAL	0- 0	0- 0	0- 0				

RPI 1-25				RPI 26-50				RPI 51-100				RPI 101+ Team's RPI: 188			
RPI	S	Opponent	Score	RPI	S	Opponent	Score	RPI	S	Opponent	Score	RPI	S	Opponent	Score
10	H	Mississippi St.	48 64	44	A	Troy	79 73	98	A	Coastal Caro.	74 83	112	A	UT Arlington	52 79
				44	H	Troy	64 67					112	H	UT Arlington	66 73
												145	A	Sam Houston St.	73 77
												157	A	Jackson St.	54 65
												172	A	New Orleans	65 60
												206	H	Little Rock	49 46
												206	H	Little Rock	44 59
												211	A	South Alabama	63 78
												211	H	South Alabama	73 68
												228	A	Appalachian St.	57 51
												235	A	North Texas	66 69
												248	A	Texas St.	73 67
												248	H	Texas St.	70 64
												251	H	Southeastern La.	60 50
												254	H	Arkansas St.	83 43
												263	A	Lamar University	74 63
												293	A	Ga. Southern	67 83
												293	H	Ga. Southern	81 64
												293	H	Ga. Southern	72 60
												301	A	Ole Miss	53 42
												316	A	Georgia St.	75 65
												316	H	Georgia St.	53 61
												347	H	McNeese	75 55
												348	A	La.-Monroe	62 49
												348	H	La.-Monroe	68 55
LAST 10 Division I															
				206	H	Little Rock	49 46					228	A	Appalachian St.	57 51
				293	H	Ga. Southern	81 64					348	A	La.-Monroe	62 49
				248	H	Texas St.	70 64					293	H	Ga. Southern	72 60
				112	H	UT Arlington	66 73					316	H	Georgia St.	53 61
				98	A	Coastal Caro.	74 83					44	H	Troy	64 67

Non-Div I Games: Loyola (LA) 67 51 Xavier (LA) 62 49

Louisiana

Loss, Non-Conf, S Site, H Home A Away N Neutral

Louisiana Tech

Through Games Of March 12, 2020

Average RPI Win:	242	WON-LOST	WINNING	LAST 10	STRENGTH OF	OPP. STRENGTH	TEAM	ADJ.	CONF.	ADJ CONF.
Average RPI Loss:	149	RECORD	PCT. RANK	GAMES	SCHEDULE	OF SCHEDULE	RPI	RPI	RPI	RPI
DIV. I ONLY	13- 15	194	5-4	285	156	249	249	13	13	
DIV. I NON-CONF.	6- 3	90	0	347	282	262	262	16	16	
TOTALS	RPI 1-25	RPI 26-50	W-L RECORDS	RPI 51-100	RPI 101-150	RPI 150+				
13- 15	0- 0	1- 3	OVERALL	0- 3	1- 1	11- 8				
9- 6	0- 0	1- 1	HOME	0- 1	0- 1	8- 3				
3- 9	0- 0	0- 2	AWAY	0- 2	0- 0	3- 5				
1- 0	0- 0	0- 0	NEUTRAL	0- 0	1- 0	0- 0				
6- 3	0- 0	0- 0	NON-CONFERENCE	0- 0	0- 0	6- 3				
5- 1	0- 0	0- 0	HOME	0- 0	0- 0	5- 1				
1- 2	0- 0	0- 0	AWAY	0- 0	0- 0	1- 2				
0- 0	0- 0	0- 0	NEUTRAL	0- 0	0- 0	0- 0				
7- 12	0- 0	1- 3	CONFERENCE	0- 3	1- 1	5- 5				
4- 5	0- 0	1- 1	HOME	0- 1	0- 1	3- 2				
2- 7	0- 0	0- 2	AWAY	0- 2	0- 0	2- 3				
1- 0	0- 0	0- 0	NEUTRAL	0- 0	1- 0	0- 0				

RPI 1-25				RPI 26-50				RPI 51-100				RPI 101+				Team's RPI: 249	
RPI	S	Opponent	Score	RPI	S	Opponent	Score	RPI	S	Opponent	Score	RPI	S	Opponent	Score		
				31	A	Western Ky.	67 71	53	A	Rice	47 60	108	H	UAB	51 71		
				31	H	Western Ky.	75 84	53	H	Rice	60 73	108	N	UAB	66 63		
				33	A	Old Dominion	61 77	60	A	Charlotte	37 55	165	H	Wichita St.	80 88		
				46	H	Middle Tenn.	78 60					195	H	Memphis	83 74		
												206	A	Little Rock	43 38		
												208	A	Fla. Atlantic	75 77		
												209	H	UTEP	87 80		
												212	A	Southern Miss.	60 66		
												212	H	Southern Miss.	61 63		
												214	A	Houston	53 67		
												235	A	North Texas	69 74		
												240	H	Marshall	60 50		
												251	H	Southeastern La.	92 78		
												254	H	Arkansas St.	67 54		
												301	A	Ole Miss	53 76		
												310	A	FIU	68 44		
												310	H	FIU	62 52		
												321	A	UTSA	69 30		
												321	H	UTSA	73 82		
												344	H	Grambling	70 66		
												347	H	McNeese	79 54		
LAST 10 Division I																	
				108	N	UAB	66 63	212	H	Southern Miss.	61 63						
				31	A	Western Ky.	67 71	208	A	Fla. Atlantic	75 77						
				321	A	UTSA	69 30	310	A	FIU	68 44						
				53	H	Rice	60 73	240	H	Marshall	60 50						
				310	H	FIU	62 52	31	H	Western Ky.	75 84						

Non-Div I Games: Loyola (LA) 71 52 LSU-Alexandria 93 61

Louisiana Tech

■ Loss,
 ■ Non-Conf,
 ■ S Site,
 ■ Home
 ■ A Away
 N Neutral

Louisville

Through Games Of March 12, 2020

Average RPI Win: 108		WON-LOST	WINNING	LAST 10	STRENGTH OF	OPP. STRENGTH	TEAM	ADJ.	CONF.	ADJ CONF.
Average RPI Loss: 45		RECORD	PCT. RANK	GAMES	SCHEDULE	OF SCHEDULE	RPI	RPI	RPI	RPI
DIV. I ONLY		28- 4	10	7-3	23	27	7	7	5	5
DIV. I NON-CONF.		11- 1	13	0	5	9	1	1	4	4
TOTALS		RPI 1-25	RPI 26-50		W-L RECORDS		RPI 51-100	RPI 101-150	RPI 150+	
28- 4	4- 1	4- 2		OVERALL		8- 1	6- 0	6- 0		
13- 1	1- 0	3- 1		HOME		4- 0	2- 0	3- 0		
11- 2	2- 1	1- 0		AWAY		2- 1	3- 0	3- 0		
4- 1	1- 0	0- 1		NEUTRAL		2- 0	1- 0	0- 0		
11- 1	3- 1	2- 0		NON-CONFERENCE		2- 0	1- 0	3- 0		
5- 0	1- 0	1- 0		HOME		1- 0	0- 0	2- 0		
3- 1	1- 1	1- 0		AWAY		0- 0	0- 0	1- 0		
3- 0	1- 0	0- 0		NEUTRAL		1- 0	1- 0	0- 0		
17- 3	1- 0	2- 2		CONFERENCE		6- 1	5- 0	3- 0		
8- 1	0- 0	2- 1		HOME		3- 0	2- 0	1- 0		
8- 1	1- 0	0- 0		AWAY		2- 1	3- 0	2- 0		
1- 1	0- 0	0- 1		NEUTRAL		1- 0	0- 0	0- 0		

RPI	S	Opponent	Score	RPI	S	Opponent	Score	RPI	S	Opponent	Score	RPI	S	Opponent	Score
2	N	Oregon	72 62	27	H	Duke	60 55	62	A	Boston College	81 70	112	N	UT Arlington	76 67
16	A	NC State	66 59	31	H	Western Ky.	75 56	62	H	Boston College	68 48	115	H	Wake Forest	75 61
17	A	Ohio St.	60 67	32	H	Florida St.	59 67	67	N	Oklahoma St.	69 48	120	A	Miami (FL)	87 41
22	H	Central Mich.	76 63	32	N	Florida St.	60 62	75	H	Virginia	71 56	123	A	Notre Dame	86 54
24	A	Kentucky	67 66	38	H	Virginia Tech	70 53	79	A	Georgia Tech	58 47	123	H	Notre Dame	82 49
				48	A	UT Martin	71 63	83	H	Boise St.	98 82	147	A	North Carolina	74 67
								100	A	Syracuse	51 59	185	A	Northern Ky.	85 57
								100	H	Syracuse	62 58	207	H	Chattanooga	86 37
								100	N	Syracuse	71 46	225	A	Clemson	75 50
												241	H	Murray St.	76 40
												288	A	Pittsburgh	79 47
												288	H	Pittsburgh	83 49
LAST 10 Division I															
				32	N	Florida St.	60 62	79	A	Georgia Tech	58 47				
				100	N	Syracuse	71 46	123	H	Notre Dame	82 49				
				38	H	Virginia Tech	70 53	16	A	NC State	66 59				
				62	H	Boston College	68 48	100	A	Syracuse	51 59				
				288	A	Pittsburgh	79 47	32	H	Florida St.	59 67				

Non-Div I Games:

Louisville

■ Loss,
 ■ Non-Conf,
 ■ S Site,
 ■ H Home
 ■ A Away
 N Neutral

Average RPI Win:	243	WON-LOST	WINNING	LAST 10	STRENGTH OF	OPP. STRENGTH	TEAM	ADJ.	CONF.	ADJ CONF.
Average RPI Loss:	65	RECORD	PCT. RANK	GAMES	SCHEDULE	OF SCHEDULE	RPI	RPI	RPI	RPI
DIV. I ONLY	15- 14	161	2-7	164	124	155	155	8	8	
DIV. I NON-CONF.	9- 2	37	0	295	305	120	120	7	7	
TOTALS	RPI 1-25	RPI 26-50	W-L RECORDS	RPI 51-100	RPI 101-150	RPI 150+				
15- 14	0- 5	0- 2	OVERALL	1- 3	2- 3	12- 1				
7- 7	0- 3	0- 1	HOME	1- 1	1- 1	5- 1				
8- 7	0- 2	0- 1	AWAY	0- 2	1- 2	7- 0				
0- 0	0- 0	0- 0	NEUTRAL	0- 0	0- 0	0- 0				
9- 2	0- 1	0- 0	NON-CONFERENCE	0- 0	1- 0	8- 1				
3- 2	0- 1	0- 0	HOME	0- 0	0- 0	3- 1				
6- 0	0- 0	0- 0	AWAY	0- 0	1- 0	5- 0				
0- 0	0- 0	0- 0	NEUTRAL	0- 0	0- 0	0- 0				
6- 12	0- 4	0- 2	CONFERENCE	1- 3	1- 3	4- 0				
4- 5	0- 2	0- 1	HOME	1- 1	1- 1	2- 0				
2- 7	0- 2	0- 1	AWAY	0- 2	0- 2	2- 0				
0- 0	0- 0	0- 0	NEUTRAL	0- 0	0- 0	0- 0				

RPI 1-25				RPI 26-50				RPI 51-100				RPI 101+ Team's RPI: 155			
RPI	S	Opponent	Score	RPI	S	Opponent	Score	RPI	S	Opponent	Score	RPI	S	Opponent	Score
8	A	Missouri St.	61 72	50	A	Bradley	50 71	66	A	UNI	50 70	103	A	Portland	78 64
8	H	Missouri St.	72 74	50	H	Bradley	47 60	66	H	UNI	70 73	105	A	Southern Ill.	41 58
18	H	DePaul	76 83					74	A	Illinois St.	85 86	105	H	Southern Ill.	51 49
25	A	Drake	52 80					74	H	Illinois St.	69 64	133	A	Valparaiso	64 66
25	H	Drake	75 83									133	H	Valparaiso	57 70
												151	H	Western Mich.	60 70
												167	H	Dartmouth	61 40
												200	A	Eastern Ill.	67 51
												204	A	UMKC	72 67
												253	H	Bowling Green	84 76
												273	A	Indiana St.	58 51
												273	H	Indiana St.	65 55
												308	H	Vermont	78 76
												330	A	Evansville	71 61
												330	H	Evansville	77 47
												333	A	Detroit Mercy	89 60
												338	A	SIUE	63 50
												349	A	Chicago St.	98 53
LAST 10 Division I															
8	A	Missouri St.	61 72	50	A	Bradley	50 71	66	A	UNI	70 73	103	A	Portland	78 64
105	A	Southern Ill.	41 58	74	A	Illinois St.	85 86	330	H	Evansville	77 47	273	H	Indiana St.	65 55
25	H	Drake	75 83	273	H	Indiana St.	65 55	25	A	Drake	52 80				
133	H	Valparaiso	57 70												

Non-Div I Games:

Loyola Chicago

■ Loss,
■ Non-Conf,
■ S Site,
■ H Home
■ A Away
N Neutral

Loyola Maryland

Through Games Of March 12, 2020

Average RPI Win:	239	WON-LOST	WINNING	LAST 10	STRENGTH OF	OPP. STRENGTH	TEAM	ADJ.	CONF.	ADJ CONF.
Average RPI Loss:	152	RECORD	PCT. RANK	GAMES	SCHEDULE	OF SCHEDULE	RPI	RPI	RPI	RPI
DIV. I ONLY	8- 22	304	3-7	156	170	279	279	16	16	
DIV. I NON-CONF.	3- 8	268	0	149	192	246	246	15	15	
TOTALS	RPI 1-25	RPI 26-50	W-L RECORDS	RPI 51-100	RPI 101-150	RPI 150+				
8- 22	0- 2	1- 1	OVERALL	0- 0	0- 9	7- 10				
6- 7	0- 0	1- 0	HOME	0- 0	0- 4	5- 3				
2- 14	0- 2	0- 1	AWAY	0- 0	0- 5	2- 6				
0- 1	0- 0	0- 0	NEUTRAL	0- 0	0- 0	0- 1				
3- 8	0- 2	0- 0	NON-CONFERENCE	0- 0	0- 1	3- 5				
2- 1	0- 0	0- 0	HOME	0- 0	0- 0	2- 1				
1- 6	0- 2	0- 0	AWAY	0- 0	0- 1	1- 3				
0- 1	0- 0	0- 0	NEUTRAL	0- 0	0- 0	0- 1				
5- 14	0- 0	1- 1	CONFERENCE	0- 0	0- 8	4- 5				
4- 6	0- 0	1- 0	HOME	0- 0	0- 4	3- 2				
1- 8	0- 0	0- 1	AWAY	0- 0	0- 4	1- 3				
0- 0	0- 0	0- 0	NEUTRAL	0- 0	0- 0	0- 0				

RPI 1-25				RPI 26-50				RPI 51-100				RPI 101+ Team's RPI: 279			
RPI	S	Opponent	Score	RPI	S	Opponent	Score	RPI	S	Opponent	Score	RPI	S	Opponent	Score
3	A	Maryland	45 105	49	A	Bucknell	42 66					107	A	Lehigh	64 82
11	A	Northwestern	46 67	49	H	Bucknell	60 50					107	H	Lehigh	53 55
												122	A	Holy Cross	48 66
												122	H	Holy Cross	56 64
												123	A	Notre Dame	60 84
												126	A	Colgate	70 79
												126	H	Colgate	74 76
												129	A	Boston U.	42 44
												129	H	Boston U.	39 41
												154	A	Mt. St. Mary's	75 81
												167	H	Dartmouth	72 56
												168	A	Lafayette	52 55
												168	H	Lafayette	65 76
												171	N	Wright St.	51 66
												203	A	American	44 63
												203	H	American	56 47
												208	A	Fla. Atlantic	61 72
												261	H	Howard	69 75
												269	A	Army West Point	55 75
												269	H	Army West Point	68 59
												269	H	Army West Point	65 72
LAST 10 Division I															
				269	H	Army West Point	65 72	269	A	Army West Point	55 75	282	H	Monmouth	64 48
				122	A	Holy Cross	48 66	126	A	Colgate	70 79	304	A	Fairleigh Dickinson	75 46
				107	A	Lehigh	64 82	203	H	American	56 47	319	A	St. Francis Brooklyn	78 89
				320	H	Navy	64 54	49	A	Bucknell	42 66	320	A	Navy	50 44
				168	H	Lafayette	65 76	320	A	Navy	50 44	320	H	Navy	64 54

Non-Div I Games:

Loyola Maryland

■ Loss,
 ■ Non-Conf,
 ■ S Site,
 ■ H Home
 ■ A Away
 N Neutral

Maine

Through Games Of March 12, 2020

Average RPI Win:	255	WON-LOST	WINNING	LAST 10	STRENGTH OF	OPP. STRENGTH	TEAM	ADJ.	CONF.	ADJ CONF.
Average RPI Loss:	121	RECORD	PCT. RANK	GAMES	SCHEDULE	OF SCHEDULE	RPI	RPI	RPI	RPI
DIV. I ONLY	17- 14	146	10-0	176	224	161	161	26	26	
DIV. I NON-CONF.	3- 10	282	0	91	32	235	235	27	27	
TOTALS	RPI 1-25	RPI 26-50	W-L RECORDS	RPI 51-100	RPI 101-150	RPI 150+				
17- 14	0- 2	0- 3	OVERALL	1- 1	1- 3	15- 5				
11- 4	0- 0	0- 0	HOME	1- 0	1- 3	9- 1				
6- 7	0- 1	0- 1	AWAY	0- 1	0- 0	6- 4				
0- 3	0- 1	0- 2	NEUTRAL	0- 0	0- 0	0- 0				
3- 10	0- 2	0- 3	NON-CONFERENCE	0- 0	1- 3	2- 2				
2- 3	0- 0	0- 0	HOME	0- 0	1- 3	1- 0				
1- 4	0- 1	0- 1	AWAY	0- 0	0- 0	1- 2				
0- 3	0- 1	0- 2	NEUTRAL	0- 0	0- 0	0- 0				
14- 4	0- 0	0- 0	CONFERENCE	1- 1	0- 0	13- 3				
9- 1	0- 0	0- 0	HOME	1- 0	0- 0	8- 1				
5- 3	0- 0	0- 0	AWAY	0- 1	0- 0	5- 2				
0- 0	0- 0	0- 0	NEUTRAL	0- 0	0- 0	0- 0				

RPI 1-25				RPI 26-50				RPI 51-100				RPI 101+ Team's RPI: 161			
RPI	S	Opponent	Score	RPI	S	Opponent	Score	RPI	S	Opponent	Score	RPI	S	Opponent	Score
16	A	NC State	34 62	39	A	Drexel	57 70	73	A	Stony Brook	69 73	113	H	Green Bay	61 60
25	N	Drake	62 94	40	N	Arizona St.	31 57	73	H	Stony Brook	64 62	121	H	Harvard	40 69
				42	N	Dayton	49 78					129	H	Boston U.	49 62
												144	H	Northeastern	58 66
												156	A	Binghamton	63 73
												156	H	Binghamton	75 65
												167	A	Dartmouth	41 57
												182	A	Delaware	69 56
												213	A	UMass Lowell	57 66
												213	H	UMass Lowell	67 54
												213	H	UMass Lowell	77 53
												224	A	Brown	70 76
												265	A	New Hampshire	71 62
												265	H	New Hampshire	67 50
												299	A	UMBC	66 54
												299	H	UMBC	54 74
												308	A	Vermont	65 47
												308	H	Vermont	70 59
												308	H	Vermont	78 66
												314	A	Albany (NY)	65 44
												314	H	Albany (NY)	60 49
												320	H	Navy	46 41
												345	A	Hartford	69 52
												345	H	Hartford	87 73
LAST 10 Division I															
				213	H	UMass Lowell	67 54					314	A	Albany (NY)	65 44
				308	H	Vermont	78 66					213	H	UMass Lowell	77 53
				299	A	UMBC	66 54					156	H	Binghamton	75 65
				265	A	New Hampshire	71 62					308	H	Vermont	70 59
				73	H	Stony Brook	64 62					345	A	Hartford	69 52

Non-Div I Games: Husson 104 43

Maine

Loss, Non-Conf, S Site, H Home A Away N Neutral

Average RPI Win:	274	WON-LOST	WINNING	LAST 10	STRENGTH OF	OPP. STRENGTH	TEAM	ADJ.	CONF.	ADJ CONF.
Average RPI Loss:	135	RECORD	PCT. RANK	GAMES	SCHEDULE	OF SCHEDULE	RPI	RPI	RPI	RPI
DIV. I ONLY	15- 14	161	6-3	199	273	186	186	24	24	
DIV. I NON-CONF.	3- 6	235	0	92	209	199	199	25	25	
TOTALS	RPI 1-25	RPI 26-50	W-L RECORDS	RPI 51-100	RPI 101-150	RPI 150+				
15- 14	0- 0	0- 0	OVERALL	0- 8	0- 1	15- 5				
9- 5	0- 0	0- 0	HOME	0- 3	0- 1	9- 1				
6- 9	0- 0	0- 0	AWAY	0- 5	0- 0	6- 4				
0- 0	0- 0	0- 0	NEUTRAL	0- 0	0- 0	0- 0				
3- 6	0- 0	0- 0	NON-CONFERENCE	0- 4	0- 1	3- 1				
2- 2	0- 0	0- 0	HOME	0- 1	0- 1	2- 0				
1- 4	0- 0	0- 0	AWAY	0- 3	0- 0	1- 1				
0- 0	0- 0	0- 0	NEUTRAL	0- 0	0- 0	0- 0				
12- 8	0- 0	0- 0	CONFERENCE	0- 4	0- 0	12- 4				
7- 3	0- 0	0- 0	HOME	0- 2	0- 0	7- 1				
5- 5	0- 0	0- 0	AWAY	0- 2	0- 0	5- 3				
0- 0	0- 0	0- 0	NEUTRAL	0- 0	0- 0	0- 0				

RPI S	Opponent	Score	RPI S	Opponent	Score	RPI S	Opponent	Score	RPI S	Opponent	Score	Team's RPI: 186
						54	A Marist	53 74	131	H Duquesne	65 76	
						54	H Marist	66 71	167	H Dartmouth	70 58	
						73	A Stony Brook	54 59	168	A Lafayette	53 60	
						84	A Villanova	51 63	179	A Quinnipiac	58 70	
						87	H Fordham	45 51	179	H Quinnipiac	77 62	
						89	A Nebraska	51 71	221	A Fairfield	47 87	
						93	A Rider	53 76	221	H Fairfield	51 38	
						93	H Rider	50 55	264	A Iona	59 47	
									264	H Iona	54 32	
									269	H Army West Point	86 56	
									276	A Siena	80 50	
									276	H Siena	49 59	
									282	A Monmouth	60 62	
									282	H Monmouth	54 48	
									283	A Niagara	75 61	
									283	H Niagara	68 65	
									304	A Fairleigh Dickinson	62 61	
									322	A Saint Peter's	85 52	
									322	H Saint Peter's	68 64	
									340	A Canisius	63 56	
									340	H Canisius	68 50	
LAST 10 Division I												
			282	H Monmouth	54 48	93	H Rider	50 55				
			264	A Iona	59 47	179	H Quinnipiac	77 62				
			221	H Fairfield	51 38	54	A Marist	53 74				
			283	A Niagara	75 61	276	H Siena	49 59				
			340	A Canisius	63 56	322	H Saint Peter's	68 64				

Non-Div I Games:

Manhattan

■ Loss,
 ■ Non-Conf,
 ■ S Site,
 ■ H Home
 ■ A Away
 N Neutral

Average RPI Win:	234	WON-LOST	WINNING	LAST 10	STRENGTH OF	OPP. STRENGTH	TEAM	ADJ.	CONF.	ADJ CONF.
Average RPI Loss:	86	RECORD	PCT. RANK	GAMES	SCHEDULE	OF SCHEDULE	RPI	RPI	RPI	RPI
DIV. I ONLY	26- 4	13	10-0	220	236	54	54	24	24	
DIV. I NON-CONF.	7- 2	53	0	69	58	37	37	25	25	
TOTALS	RPI 1-25	RPI 26-50	W-L RECORDS	RPI 51-100	RPI 101-150	RPI 150+				
26- 4	0- 2	0- 0	OVERALL	1- 1	4- 0	21- 1				
12- 2	0- 1	0- 0	HOME	0- 1	1- 0	11- 0				
11- 2	0- 1	0- 0	AWAY	1- 0	2- 0	8- 1				
3- 0	0- 0	0- 0	NEUTRAL	0- 0	1- 0	2- 0				
7- 2	0- 2	0- 0	NON-CONFERENCE	0- 0	4- 0	3- 0				
3- 1	0- 1	0- 0	HOME	0- 0	1- 0	2- 0				
2- 1	0- 1	0- 0	AWAY	0- 0	2- 0	0- 0				
2- 0	0- 0	0- 0	NEUTRAL	0- 0	1- 0	1- 0				
19- 2	0- 0	0- 0	CONFERENCE	1- 1	0- 0	18- 1				
9- 1	0- 0	0- 0	HOME	0- 1	0- 0	9- 0				
9- 1	0- 0	0- 0	AWAY	1- 0	0- 0	8- 1				
1- 0	0- 0	0- 0	NEUTRAL	0- 0	0- 0	1- 0				

RPI S	Opponent	Score	RPI S	Opponent	Score	RPI S	Opponent	Score	RPI S	Opponent	Score
9	H Princeton	50 62				93	A Rider	63 58	112	A UT Arlington	73 57
22	A Central Mich.	54 77				93	H Rider	72 76	113	H Green Bay	72 60
									119	N North Florida	69 54
									129	A Boston U.	89 75
									179	A Quinnipiac	64 51
									179	H Quinnipiac	73 60
									181	H Elon	63 55
									186	A Manhattan	71 66
									186	H Manhattan	74 53
									221	A Fairfield	48 52
									221	H Fairfield	75 45
									247	N Lipscomb	74 63
									264	A Iona	73 56
									264	H Iona	59 47
									276	A Siena	78 55
									276	H Siena	81 69
									282	A Monmouth	74 53
									282	H Monmouth	76 66
									282	N Monmouth	68 44
									283	A Niagara	94 67
									283	H Niagara	82 57
									314	H Albany (NY)	76 52
									322	A Saint Peter's	82 60
									322	H Saint Peter's	96 76
									340	A Canisius	90 59
									340	H Canisius	86 72

Non-Div I Games:

Marist

■ Loss,
 ■ Non-Conf,
 ■ S Site,
 ■ H Home
 ■ A Away
 N Neutral

Average RPI Win:	147	WON-LOST	WINNING	LAST 10	STRENGTH OF	OPP. STRENGTH	TEAM	ADJ.	CONF.	ADJ CONF.
Average RPI Loss:	45	RECORD	PCT. RANK	GAMES	SCHEDULE	OF SCHEDULE	RPI	RPI	RPI	RPI
DIV. I ONLY	24- 8	40	7-3	49	72	23	23	6	6	
DIV. I NON-CONF.	9- 2	37	0	46	93	32	32	6	6	
TOTALS	RPI 1-25	RPI 26-50	W-L RECORDS	RPI 51-100	RPI 101-150	RPI 150+				
24- 8	1- 4	0- 0	OVERALL	10- 3	2- 1	11- 0				
13- 2	1- 2	0- 0	HOME	6- 0	1- 0	5- 0				
8- 6	0- 2	0- 0	AWAY	2- 3	1- 1	5- 0				
3- 0	0- 0	0- 0	NEUTRAL	2- 0	0- 0	1- 0				
9- 2	0- 2	0- 0	NON-CONFERENCE	3- 0	1- 0	5- 0				
4- 2	0- 2	0- 0	HOME	2- 0	0- 0	2- 0				
4- 0	0- 0	0- 0	AWAY	1- 0	1- 0	2- 0				
1- 0	0- 0	0- 0	NEUTRAL	0- 0	0- 0	1- 0				
15- 6	1- 2	0- 0	CONFERENCE	7- 3	1- 1	6- 0				
9- 0	1- 0	0- 0	HOME	4- 0	1- 0	3- 0				
4- 6	0- 2	0- 0	AWAY	1- 3	0- 1	3- 0				
2- 0	0- 0	0- 0	NEUTRAL	2- 0	0- 0	0- 0				

RPI 1-25				Team's RPI: 23				RPI 26-50				RPI 51-100				RPI 101+			
RPI	S	Opponent	Score	RPI	S	Opponent	Score	RPI	S	Opponent	Score	RPI	S	Opponent	Score	RPI	S	Opponent	Score
10	H	Mississippi St.	68 74									51	A	Creighton	62 72	101	A	Butler	55 61
11	H	Northwestern	56 64									51	H	Creighton	52 50	101	H	Butler	76 54
18	A	DePaul	74 88									55	H	Belmont	53 51	113	A	Green Bay	60 47
18	A	DePaul	71 89									58	A	St. John's (NY)	67 57	187	A	Providence	60 50
18	H	DePaul	90 83									58	H	St. John's (NY)	94 85	187	H	Providence	85 55
												58	N	St. John's (NY)	78 55	201	A	Saint Mary's (CA)	77 63
												63	A	Seton Hall	60 72	220	A	Milwaukee	78 56
												63	H	Seton Hall	81 60	222	H	Morgan St.	70 48
												71	A	South Dakota St.	65 58	256	A	Georgetown	76 56
												74	H	Illinois St.	58 41	256	H	Georgetown	73 51
												84	A	Villanova	47 61	258	N	Tulsa	61 60
												84	H	Villanova	57 52	270	A	Xavier	80 60
												84	N	Villanova	72 59	270	H	Xavier	61 48
																319	H	St. Francis Brooklyn	92 71
LAST 10 Division I																			
18	A	DePaul	74 88	84	A	Villanova	47 61												
58	N	St. John's (NY)	78 55	101	H	Butler	76 54												
84	N	Villanova	72 59	270	H	Xavier	61 48												
18	H	DePaul	90 83	58	A	St. John's (NY)	67 57												
256	A	Georgetown	76 56	63	A	Seton Hall	60 72												

Non-Div I Games:

Marquette

Marshall

Through Games Of March 12, 2020

Average RPI Win:	234	WON-LOST	WINNING	LAST 10	STRENGTH OF	OPP. STRENGTH	TEAM	ADJ.	CONF.	ADJ CONF.
Average RPI Loss:	142	RECORD	PCT. RANK	GAMES	SCHEDULE	OF SCHEDULE	RPI	RPI	RPI	RPI
DIV. I ONLY	11- 17	236	4-5	216	149	240	240	13	13	
DIV. I NON-CONF.	3- 6	235	0	324	238	313	313	16	16	
TOTALS	RPI 1-25	RPI 26-50	W-L RECORDS	RPI 51-100	RPI 101-150	RPI 150+				
11- 17	0- 0	0- 6	OVERALL	0- 3	1- 0	10- 8				
6- 7	0- 0	0- 3	HOME	0- 0	1- 0	5- 4				
4- 10	0- 0	0- 3	AWAY	0- 3	0- 0	4- 4				
1- 0	0- 0	0- 0	NEUTRAL	0- 0	0- 0	1- 0				
3- 6	0- 0	0- 1	NON-CONFERENCE	0- 1	0- 0	3- 4				
2- 2	0- 0	0- 0	HOME	0- 0	0- 0	2- 2				
1- 4	0- 0	0- 1	AWAY	0- 1	0- 0	1- 2				
0- 0	0- 0	0- 0	NEUTRAL	0- 0	0- 0	0- 0				
8- 11	0- 0	0- 5	CONFERENCE	0- 2	1- 0	7- 4				
4- 5	0- 0	0- 3	HOME	0- 0	1- 0	3- 2				
3- 6	0- 0	0- 2	AWAY	0- 2	0- 0	3- 2				
1- 0	0- 0	0- 0	NEUTRAL	0- 0	0- 0	1- 0				

RPI 1-25				RPI 26-50				RPI 51-100				RPI 101+				Team's RPI: 240	
RPI	S	Opponent	Score	RPI	S	Opponent	Score	RPI	S	Opponent	Score	RPI	S	Opponent	Score		
				31	A	Western Ky.	65 79	53	A	Rice	43 81	108	H	UAB	61 56		
				31	H	Western Ky.	65 74	60	A	Charlotte	46 52	153	H	Norfolk St.	75 69		
				33	A	Old Dominion	46 57	80	A	Ohio	51 67	192	A	Towson	56 59		
				33	H	Old Dominion	54 64					208	A	Fla. Atlantic	50 68		
				46	H	Middle Tenn.	55 75					208	H	Fla. Atlantic	85 75		
				47	A	Rutgers	41 66					209	H	UTEP	76 66		
												212	A	Southern Miss.	80 65		
												212	N	Southern Miss.	71 67		
												222	H	Morgan St.	52 57		
												235	A	North Texas	68 59		
												235	H	North Texas	69 77		
												249	A	Louisiana Tech	50 60		
												253	H	Bowling Green	69 82		
												273	A	Indiana St.	72 60		
												310	A	FIU	59 57		
												310	H	FIU	65 68		
												321	H	UTSA	66 53		
												330	A	Evansville	62 66		
												337	H	Coppin St.	60 47		
LAST 10 Division I																	
				212	N	Southern Miss.	71 67	31	A	Western Ky.	65 79						
				208	A	Fla. Atlantic	50 68	209	H	UTEP	76 66						
				310	A	FIU	59 57	321	H	UTSA	66 53						
				235	H	North Texas	69 77	249	A	Louisiana Tech	50 60						
				33	H	Old Dominion	54 64	212	A	Southern Miss.	80 65						

Non-Div I Games: Alderson Broadus 85 41 Ky. Christian 89 40

Marshall

Loss, Non-Conf, S Site, H Home A Away N Neutral

Average RPI Win:	103	WON-LOST	WINNING	LAST 10	STRENGTH OF	OPP. STRENGTH	TEAM	ADJ.	CONF.	ADJ CONF.
Average RPI Loss:	11	RECORD	PCT. RANK	GAMES	SCHEDULE	OF SCHEDULE	RPI	RPI	RPI	RPI
DIV. I ONLY	28- 4	10	10-0	8	1	3	3	2	2	
DIV. I NON-CONF.	9- 2	37	0	90	60	38	38	1	1	
TOTALS	RPI 1-25	RPI 26-50	W-L RECORDS	RPI 51-100	RPI 101-150	RPI 150+				
28- 4	8- 4	6- 0	OVERALL	3- 0	3- 0	8- 0				
14- 1	4- 1	3- 0	HOME	1- 0	2- 0	4- 0				
9- 3	2- 3	2- 0	AWAY	1- 0	1- 0	3- 0				
5- 0	2- 0	1- 0	NEUTRAL	1- 0	0- 0	1- 0				
9- 2	0- 2	1- 0	NON-CONFERENCE	1- 0	1- 0	6- 0				
5- 1	0- 1	0- 0	HOME	0- 0	1- 0	4- 0				
2- 1	0- 1	1- 0	AWAY	0- 0	0- 0	1- 0				
2- 0	0- 0	0- 0	NEUTRAL	1- 0	0- 0	1- 0				
19- 2	8- 2	5- 0	CONFERENCE	2- 0	2- 0	2- 0				
9- 0	4- 0	3- 0	HOME	1- 0	1- 0	0- 0				
7- 2	2- 2	1- 0	AWAY	1- 0	1- 0	2- 0				
3- 0	2- 0	1- 0	NEUTRAL	0- 0	0- 0	0- 0				

RPI 1-25				RPI 26-50				RPI 51-100				RPI 101+			
RPI	S	Opponent	Score	RPI	S	Opponent	Score	RPI	S	Opponent	Score	RPI	S	Opponent	Score
1	H	South Carolina	54 63	29	A	James Madison	70 68	55	N	Belmont	90 26	102	H	Michigan St.	94 53
11	A	Northwestern	58 81	34	A	Michigan	77 49	89	H	Nebraska	87 69	143	H	George Washington	88 54
11	H	Northwestern	70 61	34	H	Michigan	70 55	91	A	Minnesota	99 44	150	A	Wisconsin	85 56
14	A	Indiana	79 69	45	H	Purdue	88 45					179	H	Quinnipiac	107 52
14	H	Indiana	76 62	45	N	Purdue	74 62					182	H	Delaware	99 55
14	N	Indiana	66 51	47	H	Rutgers	79 50					202	A	Illinois	79 60
15	A	Iowa	61 66									217	A	Penn St.	106 69
15	H	Iowa	93 59									225	N	Clemson	63 44
16	A	NC State	59 66									279	H	Loyola Maryland	105 45
17	A	Ohio St.	85 65									303	H	Wagner	119 56
17	H	Ohio St.	72 62									316	A	Georgia St.	114 41
17	N	Ohio St.	82 65												
LAST 10 Division I															
				17	N	Ohio St.	82 65	150	A	Wisconsin	85 56				
				14	N	Indiana	66 51	217	A	Penn St.	106 69				
				45	N	Purdue	74 62	15	H	Iowa	93 59				
				91	A	Minnesota	99 44	47	H	Rutgers	79 50				
				45	H	Purdue	88 45	14	A	Indiana	79 69				

Non-Div I Games:

Maryland

Massachusetts

Through Games Of March 12, 2020

Average RPI Win: 219	WON-LOST	WINNING	LAST 10	STRENGTH OF	OPP. STRENGTH	TEAM	ADJ.	CONF.	ADJ CONF.
Average RPI Loss: 129	RECORD	PCT. RANK	GAMES	SCHEDULE	OF SCHEDULE	RPI	RPI	RPI	RPI
DIV. I ONLY	19- 11	86	5-5	251	144	149	149	12	12
DIV. I NON-CONF.	9- 3	63	0	281	283	140	140	12	12
TOTALS	RPI 1-25	RPI 26-50	W-L RECORDS	RPI 51-100	RPI 101-150	RPI 150+			
19- 11	0- 0	0- 1	OVERALL	0- 5	6- 1	13- 4			
11- 5	0- 0	0- 1	HOME	0- 2	3- 0	8- 2			
8- 5	0- 0	0- 0	AWAY	0- 2	3- 1	5- 2			
0- 1	0- 0	0- 0	NEUTRAL	0- 1	0- 0	0- 0			
9- 3	0- 0	0- 0	NON-CONFERENCE	0- 1	2- 0	7- 2			
5- 2	0- 0	0- 0	HOME	0- 0	1- 0	4- 2			
4- 1	0- 0	0- 0	AWAY	0- 1	1- 0	3- 0			
0- 0	0- 0	0- 0	NEUTRAL	0- 0	0- 0	0- 0			
10- 8	0- 0	0- 1	CONFERENCE	0- 4	4- 1	6- 2			
6- 3	0- 0	0- 1	HOME	0- 2	2- 0	4- 0			
4- 4	0- 0	0- 0	AWAY	0- 1	2- 1	2- 2			
0- 1	0- 0	0- 0	NEUTRAL	0- 1	0- 0	0- 0			

RPI S	Opponent	Score	RPI S	Opponent	Score	RPI S	Opponent	Score	RPI S	Opponent	Score	Team's RPI: 149
42	H Dayton	51 52	58	A St. John's (NY)	71 82	122	H Holy Cross	75 72				
			86	A Saint Louis	56 71	125	H Richmond	64 50				
			86	N Saint Louis	52 65	129	A Boston U.	58 45				
			87	H Fordham	64 69	131	A Duquesne	81 77				
			90	H VCU	46 61	139	A Davidson	70 62				
						139	H Davidson	61 48				
						143	A George Washington	47 50				
						177	H Merrimack	64 79				
						187	H Providence	63 72				
						194	H La Salle	76 62				
						210	A Rhode Island	66 69				
						210	H Rhode Island	73 53				
						213	A UMass Lowell	74 58				
						224	H Brown	95 42				
						237	A Saint Joseph's	51 47				
						237	H Saint Joseph's	61 43				
						252	A George Mason	56 73				
						264	A Iona	65 51				
						265	H New Hampshire	67 65				
						276	H Siena	61 55				
						300	A St. Bonaventure	62 52				
						300	H St. Bonaventure	72 54				
						308	A Vermont	83 49				
						345	H Hartford	74 48				
LAST 10 Division I												
			86	N Saint Louis	52 65	86	A Saint Louis	56 71				
			300	H St. Bonaventure	72 54	42	H Dayton	51 52				
			210	H Rhode Island	73 53	87	H Fordham	64 69				
			237	A Saint Joseph's	51 47	252	A George Mason	56 73				
			139	H Davidson	61 48	139	A Davidson	70 62				

Non-Div I Games: Southern Conn. St. 86 43

Massachusetts

Loss, Non-Conf, S Site, H Home A Away N Neutral

Average RPI Win:	334	WON-LOST	WINNING	LAST 10	STRENGTH OF	OPP. STRENGTH	TEAM	ADJ.	CONF.	ADJ CONF.
Average RPI Loss:	200	RECORD	PCT. RANK	GAMES	SCHEDULE	OF SCHEDULE	RPI	RPI	RPI	RPI
DIV. I ONLY	3- 24	334	0-10	319	275	347	347	23	23	
DIV. I NON-CONF.	1- 6	318	0	142	272	305	305	24	24	
TOTALS	RPI 1-25	RPI 26-50	W-L RECORDS	RPI 51-100	RPI 101-150	RPI 150+				
3- 24	0- 0	0- 1	OVERALL	0- 4	0- 2	3- 17				
3- 9	0- 0	0- 0	HOME	0- 3	0- 0	3- 6				
0- 15	0- 0	0- 1	AWAY	0- 1	0- 2	0- 11				
0- 0	0- 0	0- 0	NEUTRAL	0- 0	0- 0	0- 0				
1- 6	0- 0	0- 1	NON-CONFERENCE	0- 1	0- 1	1- 3				
1- 1	0- 0	0- 0	HOME	0- 1	0- 0	1- 0				
0- 5	0- 0	0- 1	AWAY	0- 0	0- 1	0- 3				
0- 0	0- 0	0- 0	NEUTRAL	0- 0	0- 0	0- 0				
2- 18	0- 0	0- 0	CONFERENCE	0- 3	0- 1	2- 14				
2- 8	0- 0	0- 0	HOME	0- 2	0- 0	2- 6				
0- 10	0- 0	0- 0	AWAY	0- 1	0- 1	0- 8				
0- 0	0- 0	0- 0	NEUTRAL	0- 0	0- 0	0- 0				

RPI S	Opponent	Score	RPI S	Opponent	Score	RPI S	Opponent	Score	RPI S	Opponent	Score	Team's RPI: 347
30	A Arkansas	58 101	53	H Rice	50 81	108	A UAB	70 97				
			78	H A&M-Corpus Christi	59 73	145	A Sam Houston St.	59 92				
			82	A SFA	51 82	172	A New Orleans	59 78				
			85	H Abilene Christian	73 90	172	H New Orleans	59 85				
						188	A Louisiana	55 75				
						233	A SMU	60 81				
						239	A Central Ark.	49 70				
						239	H Central Ark.	57 70				
						249	A Louisiana Tech	54 79				
						251	A Southeastern La.	48 87				
						251	H Southeastern La.	67 74				
						255	A Nicholls St.	63 79				
						255	H Nicholls St.	53 72				
						263	A Lamar University	70 80				
						263	H Lamar University	69 87				
						267	A Incarnate Word	56 73				
						267	H Incarnate Word	71 72				
						318	A Houston Baptist	54 56				
						318	H Houston Baptist	88 72				
						335	A Northwestern St.	60 70				
						335	H Northwestern St.	61 51				
						348	H La.-Monroe	72 69				
LAST 10 Division I												
263	A Lamar University	70 80	267	H Incarnate Word	71 72							
255	H Nicholls St.	53 72	335	A Northwestern St.	60 70							
318	A Houston Baptist	54 56	239	A Central Ark.	49 70							
251	A Southeastern La.	48 87	78	H A&M-Corpus Christi	59 73							
172	H New Orleans	59 85	263	H Lamar University	69 87							

Non-Div I Games: Centenary (LA) 116 37 LSU-Shreveport 81 77

McNeese

Loss, Non-Conf, S Site, H Home A Away N Neutral

Average RPI Win:	205	WON-LOST	WINNING	LAST 10	STRENGTH OF	OPP. STRENGTH	TEAM	ADJ.	CONF.	ADJ CONF.
Average RPI Loss:	130	RECORD	PCT. RANK	GAMES	SCHEDULE	OF SCHEDULE	RPI	RPI	RPI	RPI
DIV. I ONLY	14- 17	200	3-7	161	107	195	195	9	9	
DIV. I NON-CONF.	9- 4	84	0	246	269	144	144	9	9	
TOTALS	RPI 1-25	RPI 26-50	W-L RECORDS	RPI 51-100	RPI 101-150	RPI 150+				
14- 17	0- 2	0- 3	OVERALL	1- 3	3- 2	10- 7				
8- 7	0- 1	0- 1	HOME	0- 2	1- 1	7- 2				
4- 8	0- 1	0- 1	AWAY	0- 0	2- 1	2- 5				
2- 2	0- 0	0- 1	NEUTRAL	1- 1	0- 0	1- 0				
9- 4	0- 0	0- 1	NON-CONFERENCE	1- 0	3- 1	5- 2				
5- 2	0- 0	0- 0	HOME	0- 0	1- 1	4- 1				
3- 1	0- 0	0- 0	AWAY	0- 0	2- 0	1- 1				
1- 1	0- 0	0- 1	NEUTRAL	1- 0	0- 0	0- 0				
5- 13	0- 2	0- 2	CONFERENCE	0- 3	0- 1	5- 5				
3- 5	0- 1	0- 1	HOME	0- 2	0- 0	3- 1				
1- 7	0- 1	0- 1	AWAY	0- 0	0- 1	1- 4				
1- 1	0- 0	0- 0	NEUTRAL	0- 1	0- 0	1- 0				

RPI	S	Opponent	Score	RPI	S	Opponent	Score	RPI	S	Opponent	Score	RPI	S	Opponent	Score	Team's RPI: 195
4	A	UConn	55 94	35	N	LSU	58 89	61	H	Cincinnati	66 73	105	A	Southern Ill.	70 66	
4	H	UConn	56 68	37	A	UCF	66 82	61	N	Cincinnati	52 94	108	H	UAB	77 52	
				37	H	UCF	59 67	69	H	South Fla.	47 68	116	A	Temple	64 78	
								77	N	Kansas St.	72 68	143	H	George Washington	63 64	
												148	A	Toledo	83 76	
												165	A	Wichita St.	69 60	
												174	A	Tulane	55 59	
												174	H	Tulane	64 62	
												206	A	Little Rock	68 50	
												214	A	Houston	65 75	
												232	H	Alabama A&M	79 71	
												233	A	SMU	60 69	
												233	H	SMU	57 52	
												233	N	SMU	76 65	
												242	A	East Carolina	65 71	
												242	H	East Carolina	57 61	
												249	A	Louisiana Tech	74 83	
												254	H	Arkansas St.	78 50	
												258	H	Tulsa	63 44	
												296	H	Eastern Ky.	60 63	
												323	H	Alcorn	57 51	
												351	H	Mississippi Val.	91 54	
LAST 10 Division I																
				61	N	Cincinnati	52 94	116	A	Temple	64 78					
				233	N	SMU	76 65	242	H	East Carolina	57 61					
				233	A	SMU	60 69	165	A	Wichita St.	69 60					
				37	H	UCF	59 67	4	A	UConn	55 94					
				69	H	South Fla.	47 68	174	H	Tulane	64 62					

Non-Div I Games:

Memphis

■ Loss,
 ■ Non-Conf,
 ■ S Site,
 ■ Home
 ■ A Away
 N Neutral

M
e
r
c
e
rM
e
r
c
e
r

Mercer

Page 181

Merrimack

Through Games Of March 12, 2020

Average RPI Win:	283	WON-LOST	WINNING	LAST 10	STRENGTH OF	OPP. STRENGTH	TEAM	ADJ.	CONF.	ADJ CONF.
Average RPI Loss:	177	RECORD	PCT. RANK	GAMES	SCHEDULE	OF SCHEDULE	RPI	RPI	RPI	RPI
DIV. I ONLY	18- 9	70	8-2	326	335	177	177	30	30	
DIV. I NON-CONF.	5- 4	140	0	239	236	169	169	30	30	
TOTALS	RPI 1-25	RPI 26-50	W-L RECORDS	RPI 51-100	RPI 101-150	RPI 150+				
18- 9	0- 0	0- 0	OVERALL	0- 0	1- 4	17- 5				
10- 3	0- 0	0- 0	HOME	0- 0	0- 2	10- 1				
8- 6	0- 0	0- 0	AWAY	0- 0	1- 2	7- 4				
0- 0	0- 0	0- 0	NEUTRAL	0- 0	0- 0	0- 0				
5- 4	0- 0	0- 0	NON-CONFERENCE	0- 0	1- 2	4- 2				
3- 1	0- 0	0- 0	HOME	0- 0	0- 1	3- 0				
2- 3	0- 0	0- 0	AWAY	0- 0	1- 1	1- 2				
0- 0	0- 0	0- 0	NEUTRAL	0- 0	0- 0	0- 0				
13- 5	0- 0	0- 0	CONFERENCE	0- 0	0- 2	13- 3				
7- 2	0- 0	0- 0	HOME	0- 0	0- 1	7- 1				
6- 3	0- 0	0- 0	AWAY	0- 0	0- 1	6- 2				
0- 0	0- 0	0- 0	NEUTRAL	0- 0	0- 0	0- 0				

RPI 1-25			RPI 26-50			RPI 51-100			RPI 101+ Team's RPI: 177		
RPI	S	Opponent	Score	RPI	S	Opponent	Score	RPI	S	Opponent	Score
								107	H	Lehigh	68 72
								110	A	Robert Morris	50 72
								110	H	Robert Morris	62 68
								122	A	Holy Cross	42 68
								149	A	Massachusetts	79 64
								154	A	Mt. St. Mary's	53 62
								154	H	Mt. St. Mary's	76 55
								167	A	Dartmouth	52 57
								202	A	Illinois	72 75
								213	H	UMass Lowell	73 50
								224	A	Brown	72 57
								265	H	New Hampshire	64 54
								274	A	Saint Francis (PA)	71 56
								286	A	Sacred Heart	60 63
								286	H	Sacred Heart	59 45
								303	H	Wagner	55 44
								304	A	Fairleigh Dickinson	84 66
								304	H	Fairleigh Dickinson	62 51
								308	H	Vermont	78 53
								319	A	St. Francis Brooklyn	72 54
								319	H	St. Francis Brooklyn	80 54
								324	A	Bryant	61 53
								324	H	Bryant	78 66
								332	A	LIU Brooklyn	66 63
								332	H	LIU Brooklyn	60 68
								346	A	Central Conn. St.	65 56
LAST 10 Division I											
								319	A	St. Francis Brooklyn	72 54
								303	H	Wagner	55 44
								304	A	Fairleigh Dickinson	84 66
								332	A	LIU Brooklyn	66 63
								319	H	St. Francis Brooklyn	80 54
								332	H	LIU Brooklyn	60 68
								346	A	Central Conn. St.	65 56

Non-Div I Games: Eastern Nazarene 82 50 Fisher 81 42

Merrimack

Loss, Non-Conf, S Site, H Home A Away N Neutral

RPI	S	Opponent	Score
346	H	Central Conn. St.	56 46

M
e
r
r
i
m
a
c
k

M
e
r
r
i
m
a
c
k

Merrimack

Average RPI Win:	161	WON-LOST	WINNING	LAST 10	STRENGTH OF	OPP. STRENGTH	TEAM	ADJ.	CONF.	ADJ CONF.
Average RPI Loss:	61	RECORD	PCT. RANK	GAMES	SCHEDULE	OF SCHEDULE	RPI	RPI	RPI	RPI
DIV. I ONLY	15- 15	174	4-6	42	61	120	120	5	5	
DIV. I NON-CONF.	8- 3	68	0	20	109	48	48	4	4	
TOTALS	RPI 1-25	RPI 26-50	W-L RECORDS	RPI 51-100	RPI 101-150	RPI 150+				
15- 15	0- 5	0- 4	OVERALL	3- 3	4- 2	8- 1				
12- 6	0- 4	0- 2	HOME	3- 0	3- 0	6- 0				
2- 8	0- 1	0- 2	AWAY	0- 3	1- 2	1- 0				
1- 1	0- 0	0- 0	NEUTRAL	0- 0	0- 0	1- 1				
8- 3	0- 3	0- 0	NON-CONFERENCE	1- 0	2- 0	5- 0				
7- 2	0- 2	0- 0	HOME	1- 0	2- 0	4- 0				
0- 1	0- 1	0- 0	AWAY	0- 0	0- 0	0- 0				
1- 0	0- 0	0- 0	NEUTRAL	0- 0	0- 0	1- 0				
7- 12	0- 2	0- 4	CONFERENCE	2- 3	2- 2	3- 1				
5- 4	0- 2	0- 2	HOME	2- 0	1- 0	2- 0				
2- 7	0- 0	0- 2	AWAY	0- 3	1- 2	1- 0				
0- 1	0- 0	0- 0	NEUTRAL	0- 0	0- 0	0- 1				

RPI S	Opponent	Score	RPI S	Opponent	Score	RPI S	Opponent	Score	RPI S	Opponent	Score	Team's RPI: 120
7	H Louisville	41 87	27	H Duke	55 74	59	H IUPUI	74 65	109	H Washington St.	74 68	
14	H Indiana	45 58	32	A Florida St.	61 79	62	A Boston College	64 75	115	A Wake Forest	79 63	
16	H NC State	48 50	32	H Florida St.	62 73	75	A Virginia	64 69	115	H Wake Forest	59 56	
18	A DePaul	83 89	38	A Virginia Tech	45 69	79	A Georgia Tech	54 61	119	H North Florida	78 55	
20	H Oregon St.	53 75				79	H Georgia Tech	54 49	123	A Notre Dame	53 76	
						100	H Syracuse	77 62	147	A North Carolina	58 78	
									156	H Binghamton	79 56	
									157	H Jackson St.	83 68	
									184	N N.C. A&T	68 67	
									225	A Clemson	63 48	
									225	H Clemson	68 64	
									225	N Clemson	56 71	
									231	H Miami (OH)	80 62	
									260	H UNC Asheville	75 46	
									288	H Pittsburgh	73 54	
LAST 10 Division I												
225	N Clemson	56 71	225	A Clemson	63 48							
288	H Pittsburgh	73 54	75	A Virginia	64 69							
115	A Wake Forest	79 63	27	H Duke	55 74							
62	A Boston College	64 75	38	A Virginia Tech	45 69							
16	H NC State	48 50	79	H Georgia Tech	54 49							

Non-Div I Games:

Miami (FL)

■ Loss,
■ Non-Conf,
■ S Site,
■ H Home
■ A Away
N Neutral

Average RPI Win:	250	WON-LOST	WINNING	LAST 10	STRENGTH OF	OPP. STRENGTH	TEAM	ADJ.	CONF.	ADJ CONF.
Average RPI Loss:	106	RECORD	PCT. RANK	GAMES	SCHEDULE	OF SCHEDULE	RPI	RPI	RPI	RPI
DIV. I ONLY	10- 20	273	1-9	169	117	231	231	10	10	
DIV. I NON-CONF.	6- 5	151	0	264	190	145	145	10	10	
TOTALS	RPI 1-25	RPI 26-50	W-L RECORDS	RPI 51-100	RPI 101-150	RPI 150+				
10- 20	0- 3	0- 1	OVERALL	0- 7	1- 4	9- 5				
5- 6	0- 1	0- 0	HOME	0- 2	1- 1	4- 2				
4- 13	0- 2	0- 1	AWAY	0- 4	0- 3	4- 3				
1- 1	0- 0	0- 0	NEUTRAL	0- 1	0- 0	1- 0				
6- 5	0- 1	0- 1	NON-CONFERENCE	0- 2	0- 1	6- 0				
2- 0	0- 0	0- 0	HOME	0- 0	0- 0	2- 0				
3- 4	0- 1	0- 1	AWAY	0- 1	0- 1	3- 0				
1- 1	0- 0	0- 0	NEUTRAL	0- 1	0- 0	1- 0				
4- 15	0- 2	0- 0	CONFERENCE	0- 5	1- 3	3- 5				
3- 6	0- 1	0- 0	HOME	0- 2	1- 1	2- 2				
1- 9	0- 1	0- 0	AWAY	0- 3	0- 2	1- 3				
0- 0	0- 0	0- 0	NEUTRAL	0- 0	0- 0	0- 0				

RPI 1-25				RPI 26-50				RPI 51-100				RPI 101+ Team's RPI: 231			
RPI	S	Opponent	Score	RPI	S	Opponent	Score	RPI	S	Opponent	Score	RPI	S	Opponent	Score
18	A	DePaul	79 98	50	A	Bradley	68 79	61	A	Cincinnati	68 98	117	A	Buffalo	72 88
22	A	Central Mich.	70 76					76	A	Ball St.	63 80	117	A	Buffalo	72 87
22	H	Central Mich.	87 99					80	A	Ohio	78 92	117	H	Buffalo	72 86
								80	H	Ohio	70 84	120	A	Miami (FL)	62 80
								96	A	Kent St.	75 80	148	H	Toledo	92 83
								96	H	Kent St.	75 78	151	H	Western Mich.	70 67
								97	N	Liberty	53 65	160	A	Eastern Mich.	53 80
												180	A	Northern Ill.	84 86
												180	H	Northern Ill.	66 64
												183	A	Akron	62 70
												183	H	Akron	62 75
												211	A	South Alabama	76 73
												253	A	Bowling Green	80 59
												253	H	Bowling Green	69 82
												288	A	Pittsburgh	80 71
												296	A	Eastern Ky.	75 57
												306	N	Prairie View	65 52
												330	H	Evansville	72 64
												341	H	UIC	85 35
LAST 10 Division I															
117	A	Buffalo	72 87	96	A	Kent St.	75 80								
80	A	Ohio	78 92	80	H	Ohio	70 84								
253	H	Bowling Green	69 82	180	A	Northern Ill.	84 86								
183	H	Akron	62 75	22	H	Central Mich.	87 99								
117	A	Buffalo	72 88	148	H	Toledo	92 83								

Non-Div I Games: Tiffin 83 51

Miami (OH)

■ Loss,
 ■ Non-Conf,
 ■ S Site,
 ■ Home
 ■ A Away
 N Neutral

RPI 1-25			
RPI	S	Opponent	Score
3	A	Maryland	55 70
3	H	Maryland	49 77
11	A	Northwestern	73 81
11	H	Northwestern	60 66
11	N	Northwestern	67 59
14	H	Indiana	60 78
15	H	Iowa	78 63
17	A	Ohio St.	69 78
17	N	Ohio St.	60 66

RPI 26-50			
RPI	S	Opponent	Score
32	N	Florida St.	69 79
45	H	Purdue	66 63
47	A	Rutgers	41 62
47	H	Rutgers	71 57
50	H	Bradley	77 57

Team's RPI: 34			
----------------	--	--	--

RPI 51-100			
RPI	S	Opponent	Score
89	A	Nebraska	71 74
89	N	Nebraska	81 75
91	A	Minnesota	77 52
96	N	Kent St.	88 53
100	H	Syracuse	84 76

RPI 101+			
RPI	S	Opponent	Score
102	A	Michigan St.	65 57
102	H	Michigan St.	89 69
123	H	Notre Dame	72 76
150	A	Wisconsin	68 56
151	H	Western Mich.	76 55
160	A	Eastern Mich.	57 38
183	A	Akron	80 71
202	H	Illinois	80 59
217	A	Penn St.	80 66
217	H	Penn St.	82 48
222	H	Morgan St.	80 48
228	H	Appalachian St.	62 35
290	H	Oakland	79 64

LAST 10 Division I			
17	N	Ohio St.	60 66
11	N	Northwestern	67 59
89	N	Nebraska	81 75
14	H	Indiana	60 78
217	A	Penn St.	80 66
102	A	Michigan St.	65 57
202	H	Illinois	80 59
47	A	Rutgers	41 62
11	H	Northwestern	60 66
91	A	Minnesota	77 52

Michigan

Page 186

Average RPI Win:	158	WON-LOST	WINNING	LAST 10	STRENGTH OF	OPP. STRENGTH	TEAM	ADJ.	CONF.	ADJ CONF.
Average RPI Loss:	48	RECORD	PCT. RANK	GAMES	SCHEDULE	OF SCHEDULE	RPI	RPI	RPI	RPI
DIV. I ONLY	16- 14	155	5-5	80	10	102	102	2	2	
DIV. I NON-CONF.	7- 4	100	0	282	50	174	174	1	1	
TOTALS	RPI 1-25	RPI 26-50	W-L RECORDS	RPI 51-100	RPI 101-150	RPI 150+				
16- 14	1- 5	3- 6	OVERALL	3- 2	2- 0	7- 1				
11- 3	1- 1	1- 2	HOME	2- 0	1- 0	6- 0				
4- 7	0- 4	2- 2	AWAY	0- 0	1- 0	1- 1				
1- 4	0- 0	0- 2	NEUTRAL	1- 2	0- 0	0- 0				
7- 4	0- 0	0- 2	NON-CONFERENCE	1- 2	1- 0	5- 0				
5- 0	0- 0	0- 0	HOME	0- 0	0- 0	5- 0				
1- 1	0- 0	0- 1	AWAY	0- 0	1- 0	0- 0				
1- 3	0- 0	0- 1	NEUTRAL	1- 2	0- 0	0- 0				
9- 10	1- 5	3- 4	CONFERENCE	2- 0	1- 0	2- 1				
6- 3	1- 1	1- 2	HOME	2- 0	1- 0	1- 0				
3- 6	0- 4	2- 1	AWAY	0- 0	0- 0	1- 1				
0- 1	0- 0	0- 1	NEUTRAL	0- 0	0- 0	0- 0				

RPI 1-25				RPI 26-50				RPI 51-100				RPI 101+ Team's RPI: 102			
RPI	S	Opponent	Score	RPI	S	Opponent	Score	RPI	S	Opponent	Score	RPI	S	Opponent	Score
3	A	Maryland	53 94	32	A	Florida St.	68 78	70	N	West Virginia	57 63	123	A	Notre Dame	72 69
11	A	Northwestern	55 85	34	A	Michigan	69 89	77	N	Kansas St.	65 60	150	H	Wisconsin	69 52
11	H	Northwestern	48 76	34	H	Michigan	57 65	89	H	Nebraska	78 70	160	H	Eastern Mich.	85 50
14	A	Indiana	67 79	35	N	LSU	56 58	91	H	Minnesota	66 54	202	A	Illinois	72 58
15	A	Iowa	57 74	45	A	Purdue	65 63	100	N	Syracuse	63 77	217	A	Penn St.	73 86
17	H	Ohio St.	68 65	45	H	Purdue	66 76					217	H	Penn St.	99 80
				45	N	Purdue	63 72					287	H	Morehead St.	93 48
				47	A	Rutgers	66 55					290	H	Oakland	76 56
				47	H	Rutgers	57 53					333	H	Detroit Mercy	110 52
LAST 10 Division I															
				45	N	Purdue	63 72	91	H	Minnesota	66 54				
				217	H	Penn St.	99 80	47	H	Rutgers	57 53				
				202	A	Illinois	72 58	11	A	Northwestern	55 85				
				34	H	Michigan	57 65	3	A	Maryland	53 94				
				45	A	Purdue	65 63	45	H	Purdue	66 76				

Non-Div I Games:

Michigan St.

■ Loss,
■ Non-Conf,
■ S Site,
■ H Home
■ A Away
N Neutral

Middle Tenn.

Through Games Of March 12, 2020

Average RPI Win:	177	WON-LOST	WINNING	LAST 10	STRENGTH OF	OPP. STRENGTH	TEAM	ADJ.	CONF.	ADJ CONF.
Average RPI Loss:	67	RECORD	PCT. RANK	GAMES	SCHEDULE	OF SCHEDULE	RPI	RPI	RPI	RPI
DIV. I ONLY	21- 9	60	7-2	58	102	46	46	13	13	
DIV. I NON-CONF.	8- 4	90	0	55	20	56	56	16	16	
TOTALS	RPI 1-25	RPI 26-50	W-L RECORDS	RPI 51-100	RPI 101-150	RPI 150+				
21- 9	1- 2	1- 3	OVERALL	3- 2	2- 1	14- 1				
12- 3	1- 1	1- 1	HOME	2- 0	0- 1	8- 0				
8- 4	0- 0	0- 1	AWAY	1- 2	1- 0	6- 1				
1- 2	0- 1	0- 1	NEUTRAL	0- 0	1- 0	0- 0				
8- 4	1- 2	0- 1	NON-CONFERENCE	1- 1	1- 0	5- 0				
5- 1	1- 1	0- 0	HOME	1- 0	0- 0	3- 0				
2- 1	0- 0	0- 0	AWAY	0- 1	0- 0	2- 0				
1- 2	0- 1	0- 1	NEUTRAL	0- 0	1- 0	0- 0				
13- 5	0- 0	1- 2	CONFERENCE	2- 1	1- 1	9- 1				
7- 2	0- 0	1- 1	HOME	1- 0	0- 1	5- 0				
6- 3	0- 0	0- 1	AWAY	1- 1	1- 0	4- 1				
0- 0	0- 0	0- 0	NEUTRAL	0- 0	0- 0	0- 0				

RPI 1-25				RPI 26-50				Team's RPI: 46				RPI 51-100				RPI 101+			
RPI	S	Opponent	Score	RPI	S	Opponent	Score	RPI	S	Opponent	Score	RPI	S	Opponent	Score	RPI	S	Opponent	Score
12	N	Gonzaga	50 62	31	A	Western Ky.	63 71	53	A	Rice	60 77	108	A	UAB	62 52				
19	H	TCU	82 70	31	H	Western Ky.	108 103	55	A	Belmont	57 68	108	H	UAB	59 61				
24	H	Kentucky	52 67	33	H	Old Dominion	56 67	60	A	Charlotte	79 74	114	N	Auburn	73 50				
				40	N	Arizona St.	60 61	60	H	Charlotte	83 59	174	A	Tulane	64 62				
								90	H	VCU	86 63	196	H	Furman	78 62				
												205	H	Tennessee Tech	64 58				
												208	H	Fla. Atlantic	81 66				
												209	A	UTEP	92 80				
												209	H	UTEP	76 60				
												212	A	Southern Miss.	77 69				
												235	A	North Texas	80 60				
												235	H	North Texas	74 63				
												240	A	Marshall	75 55				
												242	A	East Carolina	68 66				
												247	H	Lipscomb	70 49				
												249	A	Louisiana Tech	60 78				
												310	H	FIU	72 56				
												321	H	UTSA	69 48				
LAST 10 Division I																			
				60	A	Charlotte	79 74	108	A	UAB	62 52								
				235	H	North Texas	74 63	53	A	Rice	60 77								
				31	H	Western Ky.	108 103	235	A	North Texas	80 60								
				209	A	UTEP	92 80	321	H	UTSA	69 48								
				108	H	UAB	59 61	209	H	UTEP	76 60								

Non-Div I Games:

Middle Tenn.

■ Loss,
 ■ Non-Conf, S Site,
 ■ Home
 ■ Away
 N Neutral

Average RPI Win:	257	WON-LOST	WINNING	LAST 10	STRENGTH OF	OPP. STRENGTH	TEAM	ADJ.	CONF.	ADJ CONF.
Average RPI Loss:	136	RECORD	PCT. RANK	GAMES	SCHEDULE	OF SCHEDULE	RPI	RPI	RPI	RPI
DIV. I ONLY	14- 16	189	8-2	229	218	220	220	22	22	
DIV. I NON-CONF.	2- 8	295	0	188	40	301	301	22	22	
TOTALS	RPI 1-25	RPI 26-50	W-L RECORDS	RPI 51-100	RPI 101-150	RPI 150+				
14- 16	0- 2	0- 1	OVERALL	0- 3	1- 3	13- 7				
10- 5	0- 1	0- 0	HOME	0- 1	1- 0	9- 3				
4- 11	0- 1	0- 1	AWAY	0- 2	0- 3	4- 4				
0- 0	0- 0	0- 0	NEUTRAL	0- 0	0- 0	0- 0				
2- 8	0- 2	0- 1	NON-CONFERENCE	0- 1	0- 2	2- 2				
2- 3	0- 1	0- 0	HOME	0- 0	0- 0	2- 2				
0- 5	0- 1	0- 1	AWAY	0- 1	0- 2	0- 0				
0- 0	0- 0	0- 0	NEUTRAL	0- 0	0- 0	0- 0				
12- 8	0- 0	0- 0	CONFERENCE	0- 2	1- 1	11- 5				
8- 2	0- 0	0- 0	HOME	0- 1	1- 0	7- 1				
4- 6	0- 0	0- 0	AWAY	0- 1	0- 1	4- 4				
0- 0	0- 0	0- 0	NEUTRAL	0- 0	0- 0	0- 0				

RPI 1-25				RPI 26-50				RPI 51-100				RPI 101+ Team's RPI: 220			
RPI	S	Opponent	Score	RPI	S	Opponent	Score	RPI	S	Opponent	Score	RPI	S	Opponent	Score
18	A	DePaul	65 94	45	A	Purdue	55 68	59	A	IUPUI	53 60	113	A	Green Bay	48 61
23	H	Marquette	56 78					59	H	IUPUI	52 75	113	H	Green Bay	65 60
								91	A	Minnesota	61 77	118	A	Columbia	46 74
												150	A	Wisconsin	40 71
												171	A	Wright St.	77 67
												171	H	Wright St.	60 58
												180	H	Northern Ill.	78 65
												185	A	Northern Ky.	58 78
												185	A	Northern Ky.	37 61
												185	H	Northern Ky.	49 61
												190	A	Cleveland St.	49 58
												190	H	Cleveland St.	61 57
												218	H	North Dakota	58 66
												253	H	Bowling Green	51 63
												259	A	Youngstown St.	74 62
												259	H	Youngstown St.	59 54
												290	A	Oakland	62 78
												290	H	Oakland	74 67
												290	H	Oakland	73 65
												328	H	Ark.-Pine Bluff	69 55
												333	A	Detroit Mercy	63 48
												333	H	Detroit Mercy	76 51
												341	A	UIC	66 60
												341	H	UIC	71 55
LAST 10 Division I															
185	A	Northern Ky.	58 78	59	A	IUPUI	53 60								
290	H	Oakland	73 65	333	H	Detroit Mercy	76 51								
190	H	Cleveland St.	61 57	290	H	Oakland	74 67								
259	H	Youngstown St.	59 54	113	H	Green Bay	65 60								
341	A	UIC	66 60	171	A	Wright St.	77 67								

Non-Div I Games: Wis.-Parkside 84 77

Milwaukee

■ Loss,
 ■ Non-Conf, S Site,
 ■ Home
 ■ Away
 N Neutral

Minnesota

Through Games Of March 12, 2020

Average RPI Win:	153	WON-LOST	WINNING	LAST 10	STRENGTH OF	OPP. STRENGTH	TEAM	ADJ.	CONF.	ADJ CONF.
Average RPI Loss:	47	RECORD	PCT. RANK	GAMES	SCHEDULE	OF SCHEDULE	RPI	RPI	RPI	RPI
DIV. I ONLY	16- 15	167	3-7	34	13	91	91	2	2	
DIV. I NON-CONF.	10- 1	20	0	79	176	26	26	1	1	
TOTALS	RPI 1-25	RPI 26-50	W-L RECORDS	RPI 51-100	RPI 101-150	RPI 150+				
16- 15	0- 10	3- 1	OVERALL	2- 1	4- 2	7- 1				
9- 8	0- 6	2- 1	HOME	2- 0	1- 1	4- 0				
6- 6	0- 3	1- 0	AWAY	0- 1	3- 1	2- 1				
1- 1	0- 1	0- 0	NEUTRAL	0- 0	0- 0	1- 0				
10- 1	0- 1	1- 0	NON-CONFERENCE	1- 0	3- 0	5- 0				
7- 1	0- 1	1- 0	HOME	1- 0	1- 0	4- 0				
3- 0	0- 0	0- 0	AWAY	0- 0	2- 0	1- 0				
0- 0	0- 0	0- 0	NEUTRAL	0- 0	0- 0	0- 0				
6- 14	0- 9	2- 1	CONFERENCE	1- 1	1- 2	2- 1				
2- 7	0- 5	1- 1	HOME	1- 0	0- 1	0- 0				
3- 6	0- 3	1- 0	AWAY	0- 1	1- 1	1- 1				
1- 1	0- 1	0- 0	NEUTRAL	0- 0	0- 0	1- 0				

RPI 1-25				RPI 26-50				RPI 51-100				Team's RPI: 91	RPI 101+			
RPI	S	Opponent	Score	RPI	S	Opponent	Score	RPI	S	Opponent	Score		RPI	S	Opponent	Score
3	H	Maryland	44 99	34	H	Michigan	52 77	57	H	Montana St.	71 60		102	A	Michigan St.	54 66
8	H	Missouri St.	69 77	40	H	Arizona St.	80 66	89	A	Nebraska	58 72		107	H	Lehigh	77 49
11	H	Northwestern	54 56	45	A	Purdue	72 59	89	H	Nebraska	67 61		123	A	Notre Dame	75 67
14	A	Indiana	52 65	47	H	Rutgers	73 71						143	A	George Washington	83 50
14	H	Indiana	69 75										150	A	Wisconsin	73 64
15	A	Iowa	82 90										150	H	Wisconsin	62 72
15	H	Iowa	75 76										159	H	UC Davis	76 67
17	A	Ohio St.	76 99										202	A	Illinois	71 74
17	H	Ohio St.	63 66										203	A	American	70 53
17	N	Ohio St.	56 77										217	A	Penn St.	81 74
													217	N	Penn St.	85 65
													220	H	Milwaukee	77 61
													308	H	Vermont	90 58
													324	H	Bryant	101 56
LAST 10 Division I																
		17	N	Ohio St.			56 77			102	A	Michigan St.			54 66	
		217	N	Penn St.			85 65			17	A	Ohio St.			76 99	
		3	H	Maryland			44 99			34	H	Michigan			52 77	
		15	A	Iowa			82 90			150	A	Wisconsin			73 64	
		14	H	Indiana			69 75			47	H	Rutgers			73 71	

Non-Div I Games:

Minnesota

■ Loss,
■ Non-Conf,
■ S Site,
■ H Home
■ A Away
N Neutral

Mississippi St.

Through Games Of March 12, 2020

Average RPI Win:	119	WON-LOST	WINNING	LAST 10	STRENGTH OF	OPP. STRENGTH	TEAM	ADJ.	CONF.	ADJ CONF.
Average RPI Loss:	29	RECORD	PCT. RANK	GAMES	SCHEDULE	OF SCHEDULE	RPI	RPI	RPI	RPI
DIV. I ONLY	27- 6	22	7-3	19	24	10	10	4	4	
DIV. I NON-CONF.	12- 2	28	0	33	51	12	12	5	5	
TOTALS	RPI 1-25	RPI 26-50	W-L RECORDS	RPI 51-100	RPI 101-150	RPI 150+				
27- 6	3- 4	5- 0	OVERALL	5- 2	5- 0	9- 0				
12- 2	1- 0	4- 0	HOME	1- 2	2- 0	4- 0				
9- 2	1- 2	0- 0	AWAY	2- 0	2- 0	4- 0				
6- 2	1- 2	1- 0	NEUTRAL	2- 0	1- 0	1- 0				
12- 2	1- 1	2- 0	NON-CONFERENCE	2- 1	1- 0	6- 0				
5- 1	0- 0	2- 0	HOME	0- 1	0- 0	3- 0				
3- 0	1- 0	0- 0	AWAY	0- 0	0- 0	2- 0				
4- 1	0- 1	0- 0	NEUTRAL	2- 0	1- 0	1- 0				
15- 4	2- 3	3- 0	CONFERENCE	3- 1	4- 0	3- 0				
7- 1	1- 0	2- 0	HOME	1- 1	2- 0	1- 0				
6- 2	0- 2	0- 0	AWAY	2- 0	2- 0	2- 0				
2- 1	1- 1	1- 0	NEUTRAL	0- 0	0- 0	0- 0				

RPI	S	Opponent	Score	RPI	S	Opponent	Score	RPI	S	Opponent	Score	RPI	S	Opponent	Score
1	A	South Carolina	79 81	30	H	Arkansas	92 83	65	A	Tennessee	72 55	113	N	Green Bay	83 58
1	N	South Carolina	62 76	35	H	LSU	64 60	68	A	Georgia	73 66	114	A	Auburn	92 85
6	N	Stanford	62 67	35	N	LSU	79 49	68	H	Georgia	67 53	114	H	Auburn	78 73
21	H	Texas A&M	69 57	44	H	Troy	122 82	69	N	South Fla.	86 61	127	A	Vanderbilt	68 52
23	A	Marquette	74 68	48	H	UT Martin	82 46	70	H	West Virginia	65 71	138	H	Florida	93 47
24	A	Kentucky	62 73					72	H	Alabama	64 66	157	A	Jackson St.	92 53
24	N	Kentucky	77 59					75	N	Virginia	72 59	176	A	Missouri	79 64
												188	A	Louisiana	64 48
												206	H	Little Rock	89 50
												212	H	Southern Miss.	91 58
												215	N	San Francisco	73 38
												241	H	Murray St.	124 43
												301	A	Ole Miss	84 59
												301	H	Ole Miss	80 39
LAST 10 Division I															
		1 N South Carolina	62 76			72 H Alabama	64 66								
		24 N Kentucky	77 59			114 A Auburn	92 85								
		35 N LSU	79 49			24 A Kentucky	62 73								
		301 A Ole Miss	84 59			21 H Texas A&M	69 57								
		30 H Arkansas	92 83			65 A Tennessee	72 55								

Non-Div I Games:

Mississippi St.

■ Loss,
 ■ Non-Conf,
 ■ S Site,
 ■ H Home
 ■ A Away
 N Neutral

Mississippi Valley				Through Games Of March 11, 1918						
Average RPI Win:	340	WON-LOST	WINNING	LAST 10	STRENGTH OF	OPP. STRENGTH	TEAM	ADJ.	CONF.	ADJ CONF.
Average RPI Loss:	252	RECORD	PCT. RANK	GAMES	SCHEDULE	OF SCHEDULE	RPI	RPI	RPI	RPI
DIV. I ONLY	2- 27	349	1-9	351	351	351	351	351	32	32
DIV. I NON-CONF.	1- 10	329	0	339	332	350	350	350	31	31
TOTALS	RPI 1-25	RPI 26-50	W-L RECORDS	RPI 51-100	RPI 101-150	RPI 150+				
2- 27	0- 0	0- 0	OVERALL	0- 0	0- 3	2- 24				
2- 10	0- 0	0- 0	HOME	0- 0	0- 1	2- 9				
0- 16	0- 0	0- 0	AWAY	0- 0	0- 2	0- 14				
0- 1	0- 0	0- 0	NEUTRAL	0- 0	0- 0	0- 1				
1- 10	0- 0	0- 0	NON-CONFERENCE	0- 0	0- 1	1- 9				
1- 2	0- 0	0- 0	HOME	0- 0	0- 0	1- 2				
0- 7	0- 0	0- 0	AWAY	0- 0	0- 1	0- 6				
0- 1	0- 0	0- 0	NEUTRAL	0- 0	0- 0	0- 1				
1- 17	0- 0	0- 0	CONFERENCE	0- 0	0- 2	1- 15				
1- 8	0- 0	0- 0	HOME	0- 0	0- 1	1- 7				
0- 9	0- 0	0- 0	AWAY	0- 0	0- 1	0- 8				
0- 0	0- 0	0- 0	NEUTRAL	0- 0	0- 0	0- 0				

[illegible]

Non-Div I Games:

Mississippi Val.

Loss, Non-Conf, S Site, H Home A Away N Neutral

RPI	S	Opponent	Score
344	A	Grambling	47 72
344	H	Grambling	68 57
348	A	La.-Monroe	66 74

Mississippi Val.
a
l
.

M
i
s
s
i
s
s
i
p
p
i
V
a
l
.

M
i
s
s
i
s
s
i
p
p
i
V
a
l
.

Average RPI Win:	197	WON-LOST	WINNING	LAST 10	STRENGTH OF	OPP. STRENGTH	TEAM	ADJ.	CONF.	ADJ CONF.
Average RPI Loss:	77	RECORD	PCT. RANK	GAMES	SCHEDULE	OF SCHEDULE	RPI	RPI	RPI	RPI
DIV. I ONLY	9- 22	294	4-6	26	62	176	176	4	4	
DIV. I NON-CONF.	3- 10	282	0	42	120	241	241	5	5	
TOTALS	RPI 1-25	RPI 26-50	W-L RECORDS	RPI 51-100	RPI 101-150	RPI 150+				
9- 22	0- 6	1- 4	OVERALL	2- 5	1- 4	5- 3				
5- 10	0- 4	1- 1	HOME	1- 2	0- 2	3- 1				
3- 9	0- 2	0- 3	AWAY	1- 2	1- 1	1- 1				
1- 3	0- 0	0- 0	NEUTRAL	0- 1	0- 1	1- 1				
3- 10	0- 2	0- 1	NON-CONFERENCE	1- 2	0- 2	2- 3				
3- 4	0- 1	0- 0	HOME	1- 2	0- 0	2- 1				
0- 4	0- 1	0- 1	AWAY	0- 0	0- 1	0- 1				
0- 2	0- 0	0- 0	NEUTRAL	0- 0	0- 1	0- 1				
6- 12	0- 4	1- 3	CONFERENCE	1- 3	1- 2	3- 0				
2- 6	0- 3	1- 1	HOME	0- 0	0- 2	1- 0				
3- 5	0- 1	0- 2	AWAY	1- 2	1- 0	1- 0				
1- 1	0- 0	0- 0	NEUTRAL	0- 1	0- 0	1- 0				

RPI 1-25				RPI 26-50				RPI 51-100				RPI 101+ Team's RPI: 176			
RPI	S	Opponent	Score	RPI	S	Opponent	Score	RPI	S	Opponent	Score	RPI	S	Opponent	Score
1	H	South Carolina	45 78	26	A	South Dakota	56 72	65	A	Tennessee	66 77	113	A	Green Bay	64 72
8	A	Missouri St.	72 79	30	A	Arkansas	73 90	65	N	Tennessee	51 64	114	H	Auburn	82 95
9	H	Princeton	33 68	30	H	Arkansas	81 85	66	H	UNI	73 78	127	A	Vanderbilt	78 66
10	H	Mississippi St.	64 79	35	A	LSU	58 66	68	A	Georgia	73 65	138	H	Florida	67 75
21	A	Texas A&M	53 72	35	H	LSU	69 65	72	A	Alabama	61 73	147	N	North Carolina	69 82
24	H	Kentucky	47 62					86	H	Saint Louis	83 58	202	H	Illinois	51 58
								89	H	Nebraska	85 90	204	A	UMKC	56 59
												216	H	Western Ill.	97 89
												230	N	New Mexico	68 71
												301	A	Ole Miss	71 57
												301	H	Ole Miss	82 67
												301	N	Ole Miss	64 53
												338	H	SIUE	68 51
LAST 10 Division I															
		65 N Tennessee	51 64			127 A Vanderbilt	78 66								
		301 N Ole Miss	64 53			138 H Florida	67 75								
		72 A Alabama	61 73			35 A LSU	58 66								
		114 H Auburn	82 95			68 A Georgia	73 65								
		301 H Ole Miss	82 67			30 H Arkansas	81 85								

Non-Div I Games:

Missouri

■ Loss,
 ■ Non-Conf, S Site,
 ■ Home
 ■ Away
 N Neutral

Average RPI Win:	134	WON-LOST	WINNING	LAST 10	STRENGTH OF	OPP. STRENGTH	TEAM	ADJ.	CONF.	ADJ CONF.
Average RPI Loss:	53	RECORD	PCT. RANK	GAMES	SCHEDULE	OF SCHEDULE	RPI	RPI	RPI	RPI
DIV. I ONLY	25- 4	16	9-1	36	82	8	8	8	8	8
DIV. I NON-CONF.	9- 2	37	0	15	24	6	6	7	7	7
TOTALS	RPI 1-25	RPI 26-50	W-L RECORDS	RPI 51-100	RPI 101-150	RPI 150+				
25- 4	2- 2	3- 0	OVERALL	7- 1	3- 1	10- 0				
14- 0	1- 0	1- 0	HOME	3- 0	2- 0	7- 0				
11- 4	1- 2	2- 0	AWAY	4- 1	1- 1	3- 0				
0- 0	0- 0	0- 0	NEUTRAL	0- 0	0- 0	0- 0				
9- 2	0- 2	1- 0	NON-CONFERENCE	4- 0	0- 0	4- 0				
5- 0	0- 0	0- 0	HOME	1- 0	0- 0	4- 0				
4- 2	0- 2	1- 0	AWAY	3- 0	0- 0	0- 0				
0- 0	0- 0	0- 0	NEUTRAL	0- 0	0- 0	0- 0				
16- 2	2- 0	2- 0	CONFERENCE	3- 1	3- 1	6- 0				
9- 0	1- 0	1- 0	HOME	2- 0	2- 0	3- 0				
7- 2	1- 0	1- 0	AWAY	1- 1	1- 1	3- 0				
0- 0	0- 0	0- 0	NEUTRAL	0- 0	0- 0	0- 0				

RPI 1-25				Team's RPI: 8				RPI 26-50				RPI 51-100				RPI 101+			
RPI	S	Opponent	Score		RPI	S	Opponent	Score		RPI	S	Opponent	Score		RPI	S	Opponent	Score	
12	A	Gonzaga	52	64	26	A	South Dakota	74	66	66	A	UNI	66	55	105	A	Southern Ill.	68	70
20	A	Oregon St.	69	80	50	A	Bradley	69	66	66	H	UNI	80	66	105	H	Southern Ill.	88	57
25	A	Drake	89	83	50	H	Bradley	90	56	74	A	Illinois St.	66	78	133	A	Valparaiso	81	68
25	H	Drake	69	67						74	H	Illinois St.	87	74	133	H	Valparaiso	85	70
										78	H	A&M-Corpus Christi	79	51	155	A	Loyola Chicago	74	72
										83	A	Boise St.	72	69	155	H	Loyola Chicago	72	61
										91	A	Minnesota	77	69	165	H	Wichita St.	68	55
										92	A	Oklahoma	96	90	176	H	Missouri	79	72
															193	H	Santa Clara	71	64
															204	H	UMKC	83	58
															273	A	Indiana St.	76	55
															273	H	Indiana St.	82	58
															330	A	Evansville	81	55
															330	H	Evansville	76	62
LAST 10 Division I																			
155	H	Loyola Chicago	72	61	330	H	Evansville	76	62										
133	H	Valparaiso	85	70	105	H	Southern Ill.	88	57										
50	A	Bradley	69	66	25	A	Drake	89	83										
74	A	Illinois St.	66	78	66	A	UNI	66	55										
273	H	Indiana St.	82	58	74	H	Illinois St.	87	74										

Non-Div I Games: William Jewell 111 39

Missouri St.

Average RPI Win:	273	WON-LOST	WINNING	LAST 10	STRENGTH OF	OPP. STRENGTH	TEAM	ADJ.	CONF.	ADJ CONF.
Average RPI Loss:	172	RECORD	PCT. RANK	GAMES	SCHEDULE	OF SCHEDULE	RPI	RPI	RPI	RPI
DIV. I ONLY	9- 22	294	4-6	202	265	282	282	24	24	
DIV. I NON-CONF.	3- 6	235	0	131	202	189	189	25	25	
TOTALS	RPI 1-25	RPI 26-50	W-L RECORDS	RPI 51-100	RPI 101-150	RPI 150+				
9- 22	0- 1	0- 2	OVERALL	0- 5	0- 1	9- 13				
4- 8	0- 0	0- 0	HOME	0- 2	0- 0	4- 6				
3- 13	0- 1	0- 2	AWAY	0- 2	0- 1	3- 7				
2- 1	0- 0	0- 0	NEUTRAL	0- 1	0- 0	2- 0				
3- 6	0- 1	0- 2	NON-CONFERENCE	0- 0	0- 1	3- 2				
1- 1	0- 0	0- 0	HOME	0- 0	0- 0	1- 1				
1- 5	0- 1	0- 2	AWAY	0- 0	0- 1	1- 1				
1- 0	0- 0	0- 0	NEUTRAL	0- 0	0- 0	1- 0				
6- 16	0- 0	0- 0	CONFERENCE	0- 5	0- 0	6- 11				
3- 7	0- 0	0- 0	HOME	0- 2	0- 0	3- 5				
2- 8	0- 0	0- 0	AWAY	0- 2	0- 0	2- 6				
1- 1	0- 0	0- 0	NEUTRAL	0- 1	0- 0	1- 0				

RPI	S	Opponent	Score	RPI	S	Opponent	Score	RPI	S	Opponent	Score	RPI	S	Opponent	Score	Team's RPI: 282
9	A	Princeton	40 52	28	A	Arizona	34 86	54	A	Marist	66 76	111	A	San Diego	49 57	
				49	A	Bucknell	37 71	54	H	Marist	53 74	168	H	Lafayette	52 44	
								54	N	Marist	44 68	179	A	Quinnipiac	53 60	
								93	A	Rider	25 48	179	H	Quinnipiac	45 52	
								93	H	Rider	49 50	186	A	Manhattan	48 54	
												186	H	Manhattan	62 60	
												187	H	Providence	52 68	
												221	A	Fairfield	38 49	
												221	H	Fairfield	39 40	
												264	A	Iona	56 50	
												264	H	Iona	33 36	
												264	N	Iona	69 60	
												276	A	Siena	39 51	
												276	H	Siena	49 43	
												279	A	Loyola Maryland	48 64	
												283	A	Niagara	61 62	
												283	H	Niagara	70 73	
												314	A	Albany (NY)	53 41	
												322	A	Saint Peter's	81 67	
												322	H	Saint Peter's	59 57	
												339	N	Purdue Fort Wayne	60 46	
												340	A	Canisius	53 54	
												340	H	Canisius	62 71	
LAST 10 Division I																
				54	N	Marist	44 68	340	A	Canisius	53 54					
				264	N	Iona	69 60	283	A	Niagara	61 62					
				93	H	Rider	49 50	221	H	Fairfield	39 40					
				186	A	Manhattan	48 54	264	A	Iona	56 50					
				276	H	Siena	49 43	322	H	Saint Peter's	59 57					

Non-Div I Games:

Monmouth

■ Loss,
■ Non-Conf,
■ S Site,
■ H Home
■ A Away
N Neutral

Average RPI Win:	248	WON-LOST	WINNING	LAST 10	STRENGTH OF	OPP. STRENGTH	TEAM	ADJ.	CONF.	ADJ CONF.
Average RPI Loss:	126	RECORD	PCT. RANK	GAMES	SCHEDULE	OF SCHEDULE	RPI	RPI	RPI	RPI
DIV. I ONLY	15- 13	152	6-4	168	239	162	162	18	18	
DIV. I NON-CONF.	3- 4	201	0	26	303	109	109	17	17	
TOTALS	RPI 1-25	RPI 26-50	W-L RECORDS	RPI 51-100	RPI 101-150	RPI 150+				
15- 13	0- 0	0- 2	OVERALL	1- 4	0- 0	14- 7				
8- 5	0- 0	0- 1	HOME	1- 2	0- 0	7- 2				
7- 6	0- 0	0- 1	AWAY	0- 2	0- 0	7- 3				
0- 2	0- 0	0- 0	NEUTRAL	0- 0	0- 0	0- 2				
3- 4	0- 0	0- 2	NON-CONFERENCE	0- 1	0- 0	3- 1				
1- 2	0- 0	0- 1	HOME	0- 1	0- 0	1- 0				
2- 1	0- 0	0- 1	AWAY	0- 0	0- 0	2- 0				
0- 1	0- 0	0- 0	NEUTRAL	0- 0	0- 0	0- 1				
12- 9	0- 0	0- 0	CONFERENCE	1- 3	0- 0	11- 6				
7- 3	0- 0	0- 0	HOME	1- 1	0- 0	6- 2				
5- 5	0- 0	0- 0	AWAY	0- 2	0- 0	5- 3				
0- 1	0- 0	0- 0	NEUTRAL	0- 0	0- 0	0- 1				

RPI S	Opponent	Score	RPI S	Opponent	Score	RPI S	Opponent	Score	RPI S	Opponent	Score	Team's RPI: 162
26	A South Dakota	64 96	57	A Montana St.	78 92	163	A Northern Ariz.	79 71				
28	H Arizona	42 77	57	H Montana St.	61 66	163	H Northern Ariz.	70 57				
			64	H Fresno St.	63 76	163	N Northern Ariz.	65 68				
			99	A Idaho	51 52	169	A Idaho St.	59 72				
			99	H Idaho	69 60	169	H Idaho St.	53 67				
						189	A Southern Utah	81 84				
						189	H Southern Utah	81 74				
						193	N Santa Clara	58 68				
						197	A Portland St.	65 78				
						197	H Portland St.	62 55				
						226	A Northern Colo.	70 55				
						226	H Northern Colo.	58 67				
						234	A Cal St. Fullerton	71 69				
						246	H Grand Canyon	72 67				
						302	A Utah Valley	63 52				
						309	A Sacramento St.	64 60				
						309	H Sacramento St.	90 45				
						315	A Eastern Wash.	77 56				
						315	H Eastern Wash.	92 54				
						327	A Weber St.	78 46				
						327	H Weber St.	85 57				
LAST 10 Division I												
163	N Northern Ariz.	65 68	57	A Montana St.	78 92							
189	A Southern Utah	81 84	169	A Idaho St.	59 72							
226	A Northern Colo.	70 55	327	A Weber St.	78 46							
309	H Sacramento St.	90 45	99	H Idaho	69 60							
163	H Northern Ariz.	70 57	315	A Eastern Wash.	77 56							

Non-Div I Games: Mont. St.-Northern 98 45 Mont. St. Billings 70 53

Montana

Loss, Non-Conf, S Site, H Home A Away N Neutral

Average RPI Win:	220	WON-LOST	WINNING	LAST 10	STRENGTH OF	OPP. STRENGTH	TEAM	ADJ.	CONF.	ADJ CONF.
Average RPI Loss:	77	RECORD	PCT. RANK	GAMES	SCHEDULE	OF SCHEDULE	RPI	RPI	RPI	RPI
DIV. I ONLY	23- 6	27	10-0	163	187	57	57	18	18	
DIV. I NON-CONF.	2- 5	259	0	29	53	141	141	17	17	
TOTALS	RPI 1-25	RPI 26-50	W-L RECORDS	RPI 51-100	RPI 101-150	RPI 150+				
23- 6	0- 2	0- 0	OVERALL	1- 3	0- 0	22- 1				
10- 2	0- 1	0- 0	HOME	0- 1	0- 0	10- 0				
11- 2	0- 0	0- 0	AWAY	1- 2	0- 0	10- 0				
2- 2	0- 1	0- 0	NEUTRAL	0- 0	0- 0	2- 1				
2- 5	0- 2	0- 0	NON-CONFERENCE	0- 2	0- 0	2- 1				
1- 1	0- 1	0- 0	HOME	0- 0	0- 0	1- 0				
1- 2	0- 0	0- 0	AWAY	0- 2	0- 0	1- 0				
0- 2	0- 1	0- 0	NEUTRAL	0- 0	0- 0	0- 1				
21- 1	0- 0	0- 0	CONFERENCE	1- 1	0- 0	20- 0				
9- 1	0- 0	0- 0	HOME	0- 1	0- 0	9- 0				
10- 0	0- 0	0- 0	AWAY	1- 0	0- 0	9- 0				
2- 0	0- 0	0- 0	NEUTRAL	0- 0	0- 0	2- 0				

RPI 1-25				RPI 26-50				RPI 51-100 Team's RPI: 57				RPI 101+			
RPI	S	Opponent	Score	RPI	S	Opponent	Score	RPI	S	Opponent	Score	RPI	S	Opponent	Score
12	H	Gonzaga	55 70					71	A	South Dakota St.	50 60	159	H	UC Davis	77 65
21	N	Texas A&M	67 78					91	A	Minnesota	60 71	162	A	Montana	66 61
								99	A	Idaho	62 56	162	H	Montana	92 78
								99	H	Idaho	68 69	163	A	Northern Ariz.	72 64
												163	H	Northern Ariz.	73 71
												163	N	Northern Ariz.	76 71
												165	N	Wichita St.	64 66
												169	A	Idaho St.	74 55
												169	H	Idaho St.	67 59
												189	A	Southern Utah	81 65
												189	H	Southern Utah	91 65
												197	A	Portland St.	73 62
												197	H	Portland St.	98 67
												226	A	Northern Colo.	73 63
												226	H	Northern Colo.	91 58
												226	N	Northern Colo.	67 62
												297	A	Seattle U	73 65
												309	A	Sacramento St.	85 48
												309	H	Sacramento St.	113 69
												315	A	Eastern Wash.	89 85
												315	H	Eastern Wash.	79 47
												327	A	Weber St.	102 67
												327	H	Weber St.	81 52
LAST 10 Division I															
				163	N	Northern Ariz.	76 71					309	H	Sacramento St.	113 69
				226	N	Northern Colo.	67 62					162	H	Montana	92 78
				226	A	Northern Colo.	73 63					197	H	Portland St.	98 67
				189	A	Southern Utah	81 65					327	A	Weber St.	102 67
				163	H	Northern Ariz.	73 71					169	A	Idaho St.	74 55

Non-Div I Games: Carroll (MT) 67 33 Mont. St.-Northern 93 34

Montana St.

Average RPI Win:	286	WON-LOST	WINNING	LAST 10	STRENGTH OF	OPP. STRENGTH	TEAM	ADJ.	CONF.	ADJ CONF.
Average RPI Loss:	152	RECORD	PCT. RANK	GAMES	SCHEDULE	OF SCHEDULE	RPI	RPI	RPI	RPI
DIV. I ONLY	8- 20	297	2-8	205	241	287	287	20	20	
DIV. I NON-CONF.	2- 8	295	0	70	140	254	254	23	23	
TOTALS	RPI 1-25	RPI 26-50	W-L RECORDS	RPI 51-100	RPI 101-150	RPI 150+				
8- 20	0- 2	0- 2	OVERALL	0- 3	0- 2	8- 11				
5- 8	0- 0	0- 1	HOME	0- 2	0- 0	5- 5				
3- 12	0- 2	0- 1	AWAY	0- 1	0- 2	3- 6				
0- 0	0- 0	0- 0	NEUTRAL	0- 0	0- 0	0- 0				
2- 8	0- 2	0- 1	NON-CONFERENCE	0- 0	0- 2	2- 3				
2- 2	0- 0	0- 0	HOME	0- 0	0- 0	2- 2				
0- 6	0- 2	0- 1	AWAY	0- 0	0- 2	0- 1				
0- 0	0- 0	0- 0	NEUTRAL	0- 0	0- 0	0- 0				
6- 12	0- 0	0- 1	CONFERENCE	0- 3	0- 0	6- 8				
3- 6	0- 0	0- 1	HOME	0- 2	0- 0	3- 3				
3- 6	0- 0	0- 0	AWAY	0- 1	0- 0	3- 5				
0- 0	0- 0	0- 0	NEUTRAL	0- 0	0- 0	0- 0				

RPI 1-25				RPI 26-50				RPI 51-100				RPI 101+ Team's RPI: 287			
RPI	S	Opponent	Score	RPI	S	Opponent	Score	RPI	S	Opponent	Score	RPI	S	Opponent	Score
5	A	Baylor	47 94	42	A	Dayton	41 58	55	A	Belmont	62 71	102	A	Michigan St.	48 93
24	A	Kentucky	54 79	48	H	UT Martin	64 82	55	H	Belmont	56 63	133	A	Valparaiso	53 55
								88	H	Southeast Mo. St.	61 67	170	H	Radford	73 62
												173	A	Austin Peay	65 70
												184	H	N.C. A&T	56 74
												200	A	Eastern Ill.	62 67
												200	H	Eastern Ill.	51 57
												205	A	Tennessee Tech	75 82
												205	H	Tennessee Tech	55 75
												229	H	Stetson	55 58
												241	A	Murray St.	75 83
												250	A	Jacksonville St.	69 55
												250	H	Jacksonville St.	67 48
												253	A	Bowling Green	65 79
												274	H	Saint Francis (PA)	65 54
												296	A	Eastern Ky.	58 64
												296	H	Eastern Ky.	47 68
												334	A	Tennessee St.	84 47
												334	H	Tennessee St.	69 60
												338	A	SIUE	63 55
												338	H	SIUE	75 69
LAST 10 Division I															
296	A	Eastern Ky.	58 64	296	H	Eastern Ky.	47 68	200	A	Eastern Ill.	62 67				
173	A	Austin Peay	65 70	338	A	SIUE	63 55	48	H	UT Martin	64 82				
334	H	Tennessee St.	69 60	88	H	Southeast Mo. St.	61 67								
55	H	Belmont	56 63												
241	A	Murray St.	75 83												

Non-Div I Games: Asbury 107 55 Midway 107 55

Morehead St.

Loss, Non-Conf, S Site, H Home A Away N Neutral

Average RPI Win: 279	WON-LOST	WINNING	LAST 10	STRENGTH OF	OPP. STRENGTH	TEAM	ADJ.	CONF.	ADJ CONF.
Average RPI Loss: 195	RECORD	PCT. RANK	GAMES	SCHEDULE	OF SCHEDULE	RPI	RPI	RPI	RPI
DIV. I ONLY	15- 13	152	8-2	343	291	222	222	29	29
DIV. I NON-CONF.	2- 9	304	0	262	198	304	304	29	29
TOTALS	RPI 1-25	RPI 26-50	W-L RECORDS	RPI 51-100	RPI 101-150	RPI 150+			
15- 13	0- 1	0- 1	OVERALL	0- 2	0- 1	15- 8			
8- 1	0- 0	0- 0	HOME	0- 0	0- 0	8- 1			
6- 10	0- 1	0- 1	AWAY	0- 1	0- 1	6- 6			
1- 2	0- 0	0- 0	NEUTRAL	0- 1	0- 0	1- 1			
2- 9	0- 1	0- 1	NON-CONFERENCE	0- 2	0- 0	2- 5			
1- 0	0- 0	0- 0	HOME	0- 0	0- 0	1- 0			
1- 7	0- 1	0- 1	AWAY	0- 1	0- 0	1- 4			
0- 2	0- 0	0- 0	NEUTRAL	0- 1	0- 0	0- 1			
13- 4	0- 0	0- 0	CONFERENCE	0- 0	0- 1	13- 3			
7- 1	0- 0	0- 0	HOME	0- 0	0- 0	7- 1			
5- 3	0- 0	0- 0	AWAY	0- 0	0- 1	5- 2			
1- 0	0- 0	0- 0	NEUTRAL	0- 0	0- 0	1- 0			

RPI 1-25				RPI 26-50				RPI 51-100				RPI 101+ Team's RPI: 222			
RPI	S	Opponent	Score	RPI	S	Opponent	Score	RPI	S	Opponent	Score	RPI	S	Opponent	Score
23	A	Marquette	48 70	34	A	Michigan	48 80	73	N	Stony Brook	56 63	130	A	Bethune-Cookman	65 74
								89	A	Nebraska	55 78	153	A	Norfolk St.	57 64
												153	H	Norfolk St.	73 55
												183	N	Akron	45 52
												184	H	N.C. A&T	42 38
												240	A	Marshall	57 52
												248	H	Texas St.	72 62
												261	A	Howard	68 52
												261	H	Howard	74 67
												275	A	Delaware St.	61 69
												275	H	Delaware St.	61 41
												275	N	Delaware St.	64 63
												278	H	N.C. Central	86 79
												299	A	UMBC	63 65
												307	A	UMES	55 44
												307	H	UMES	61 71
												313	A	Omaha	64 70
												322	A	Saint Peter's	77 78
												329	A	Hofstra	39 51
												336	A	Florida A&M	59 47
												337	A	Coppin St.	47 42
												337	H	Coppin St.	68 42
												350	A	South Carolina St.	60 47
												350	H	South Carolina St.	77 47
LAST 10 Division I															
				275	N	Delaware St.	64 63	153	A	Norfolk St.	57 64				
				153	H	Norfolk St.	73 55	278	H	N.C. Central	86 79				
				337	H	Coppin St.	68 42	307	H	UMES	61 71				
				275	H	Delaware St.	61 41	261	A	Howard	68 52				
				350	A	South Carolina St.	60 47	307	A	UMES	55 44				

Non-Div I Games: Washington Adventis84 52 Notre Dame (MD) 113 34

Morgan St.

■ Loss,
 ■ Non-Conf,
 ■ S Site,
 ■ Home
 ■ A Away
 N Neutral

Mt. St. Mary's

Through Games Of March 12, 2020

Average RPI Win:	274	WON-LOST	WINNING	LAST 10	STRENGTH OF	OPP. STRENGTH	TEAM	ADJ.	CONF.	ADJ CONF.
Average RPI Loss:	157	RECORD	PCT. RANK	GAMES	SCHEDULE	OF SCHEDULE	RPI	RPI	RPI	RPI
DIV. I ONLY	19- 11	86	7-2	255	302	154	154	30	30	
DIV. I NON-CONF.	4- 7	225	0	113	91	175	175	30	30	
TOTALS	RPI 1-25	RPI 26-50	W-L RECORDS	RPI 51-100	RPI 101-150	RPI 150+				
19- 11	0- 2	0- 1	OVERALL	0- 0	2- 3	17- 5				
9- 4	0- 0	0- 0	HOME	0- 0	0- 2	9- 2				
9- 6	0- 2	0- 1	AWAY	0- 0	1- 0	8- 3				
1- 1	0- 0	0- 0	NEUTRAL	0- 0	1- 1	0- 0				
4- 7	0- 2	0- 1	NON-CONFERENCE	0- 0	1- 2	3- 2				
2- 1	0- 0	0- 0	HOME	0- 0	0- 1	2- 0				
1- 5	0- 2	0- 1	AWAY	0- 0	0- 0	1- 2				
1- 1	0- 0	0- 0	NEUTRAL	0- 0	1- 1	0- 0				
15- 4	0- 0	0- 0	CONFERENCE	0- 0	1- 1	14- 3				
7- 3	0- 0	0- 0	HOME	0- 0	0- 1	7- 2				
8- 1	0- 0	0- 0	AWAY	0- 0	1- 0	7- 1				
0- 0	0- 0	0- 0	NEUTRAL	0- 0	0- 0	0- 0				

RPI 1-25				RPI 26-50				RPI 51-100				RPI 101+ Team's RPI: 154			
RPI	S	Opponent	Score	RPI	S	Opponent	Score	RPI	S	Opponent	Score	RPI	S	Opponent	Score
14	A	Indiana	52 75	33	A	Old Dominion	34 85					107	H	Lehigh	65 66
24	A	Kentucky	44 67									110	A	Robert Morris	62 59
												110	H	Robert Morris	52 57
												125	N	Richmond	75 67
												137	N	Hampton	60 68
												170	A	Radford	75 58
												177	A	Merrimack	55 76
												177	H	Merrimack	62 53
												192	A	Towson	57 73
												274	A	Saint Francis (PA)	66 55
												274	H	Saint Francis (PA)	68 44
												279	H	Loyola Maryland	81 75
												286	A	Sacred Heart	67 58
												299	H	UMBC	71 61
												303	A	Wagner	67 52
												303	H	Wagner	78 63
												304	A	Fairleigh Dickinson	69 61
												304	H	Fairleigh Dickinson	63 66
												307	A	UMES	76 78
												319	A	St. Francis Brooklyn	67 62
												319	H	St. Francis Brooklyn	69 60
												324	A	Bryant	76 70
												324	H	Bryant	67 72
												332	A	LIU Brooklyn	77 57
												332	H	LIU Brooklyn	80 47
												332	H	LIU Brooklyn	75 57
LAST 10 Division I															
				332	H	LIU Brooklyn	80 47					110	A	Robert Morris	62 59
				304	H	Fairleigh Dickinson	63 66					303	A	Wagner	67 52
				110	H	Robert Morris	52 57					274	H	Saint Francis (PA)	68 44
				274	A	Saint Francis (PA)	66 55					332	A	LIU Brooklyn	77 57
				177	H	Merrimack	62 53					332	H	LIU Brooklyn	80 47
												332	H	LIU Brooklyn	75 57

Non-Div I Games: Frostburg St. 94 40

Mt. St. Mary's

Loss, Non-Conf, S Site, H Home A Away N Neutral

RPI	S	Opponent	Score
346	H	Central Conn. St.	72 64

M
t
.
S
t
.
M
a
r
y
'
s

M
t
.
S
t
.
M
a
r
y
'
s

Mt. St. Mary's

RPI 1-25			
RPI	S	Opponent	Score
16	A	NC State	44 80
RPI 26-50			
RPI	S	Opponent	Score
RPI 51-100			
RPI	S	Opponent	Score
68	A	Georgia	54 72
90	A	VCU	69 58
RPI 101+			
RPI	S	Opponent	Score
120	N	Miami (FL)	67 68
130	A	Bethune-Cookman	50 70
130	H	Bethune-Cookman	58 69
141	H	UNC Greensboro	57 48
153	H	Norfolk St.	53 39
183	A	Akron	52 64
222	A	Morgan St.	38 42
225	A	Clemson	82 74
254	N	Arkansas St.	55 50
261	H	Howard	60 55
275	A	Delaware St.	69 45
275	H	Delaware St.	58 53
278	A	N.C. Central	52 65
278	H	N.C. Central	80 86
278	N	N.C. Central	54 56
287	A	Morehead St.	74 56
289	H	ETSU	80 69
307	A	UMES	67 31
307	H	UMES	72 57
336	A	Florida A&M	66 49
336	H	Florida A&M	71 44
337	A	Coppin St.	84 38
350	A	South Carolina St.	63 47
350	H	South Carolina St.	66 55
Team's RPI: 184			
LAST 10 Division I			
278	N	N.C. Central	54 56
278	A	N.C. Central	52 65
350	A	South Carolina St.	63 47
307	H	UMES	72 57
261	H	Howard	60 55
278	H	N.C. Central	80 86
336	A	Florida A&M	66 49
130	A	Bethune-Cookman	50 70
350	H	South Carolina St.	66 55
153	H	Norfolk St.	53 39

N.C. A&T

Page 204

WON-LOST				STRENGTH OF		OPP. STRENGTH		TEAM		CONF.		ADJ CONF.	
Average RPI Win:	274	WON-LOST	WINNING	LAST 10	SCHEDULE	OF SCHEDULE	RPI	ADJ. RPI	RPI	RPI			
Average RPI Loss:	205	RECORD	PCT. RANK	GAMES									
DIV. I ONLY	12- 16	220	7-3	322	320	278	278	29	29				
DIV. I NON-CONF.	2- 9	304	0	276	229	321	321	29	29				
TOTALS	RPI 1-25	RPI 26-50	W-L RECORDS	RPI 51-100	RPI 101-150	RPI 150+							
12- 16	0- 1	0- 0	OVERALL	0- 0	1- 4	11- 11							
6- 6	0- 0	0- 0	HOME	0- 0	1- 1	5- 5							
5- 9	0- 1	0- 0	AWAY	0- 0	0- 3	5- 5							
1- 1	0- 0	0- 0	NEUTRAL	0- 0	0- 0	1- 1							
2- 9	0- 1	0- 0	NON-CONFERENCE	0- 0	1- 2	1- 6							
1- 3	0- 0	0- 0	HOME	0- 0	1- 0	0- 3							
1- 5	0- 1	0- 0	AWAY	0- 0	0- 2	1- 2							
0- 1	0- 0	0- 0	NEUTRAL	0- 0	0- 0	0- 1							
10- 7	0- 0	0- 0	CONFERENCE	0- 0	0- 2	10- 5							
5- 3	0- 0	0- 0	HOME	0- 0	0- 1	5- 2							
4- 4	0- 0	0- 0	AWAY	0- 0	0- 1	4- 3							
1- 0	0- 0	0- 0	NEUTRAL	0- 0	0- 0	1- 0							

[illegible]

Non-Div I Games:	Lincoln (PA)	53	68	Washington Adventis	83	48
------------------	--------------	----	----	---------------------	----	----

N.C. Central

Loss, Non-Conf, S Site, H Home A Away N Neutral

RPI	S	Opponent	Score
350	H	South Carolina St.	90 49

N.C. Central

N
.
C
.
C
e
n
t
r
a
l

N
.
C
.
C
e
n
t
r
a
l

N
C
S
t
a
t
e

NC State				Through Games Of March 12, 2020							
Average RPI Win:	128	WON-LOST	WINNING	LAST 10	STRENGTH OF	OPP. STRENGTH	TEAM	ADJ.	CONF.	ADJ CONF.	
Average RPI Loss:	65	RECORD	PCT. RANK	GAMES	SCHEDULE	OF SCHEDULE	RPI	RPI	RPI	RPI	
DIV. I ONLY		28- 4	10	7-3	59	49	16	16	5	5	
DIV. I NON-CONF.		11- 0	1	0	154	88	15	15	4	4	
<hr/>											
TOTALS	RPI 1-25	RPI 26-50		W-L RECORDS	RPI 51-100		RPI 101-150		RPI 150+		
28- 4	1- 1	6- 1		OVERALL	6- 1		4- 1		11- 0		
13- 3	1- 1	2- 1		HOME	2- 1		2- 0		6- 0		
10- 1	0- 0	2- 0		AWAY	2- 0		2- 1		4- 0		
5- 0	0- 0	2- 0		NEUTRAL	2- 0		0- 0		1- 0		
<hr/>											
11- 0	1- 0	1- 0		NON-CONFERENCE	0- 0		0- 0		9- 0		
7- 0	1- 0	0- 0		HOME	0- 0		0- 0		6- 0		
2- 0	0- 0	0- 0		AWAY	0- 0		0- 0		2- 0		
2- 0	0- 0	1- 0		NEUTRAL	0- 0		0- 0		1- 0		
<hr/>											
17- 4	0- 1	5- 1		CONFERENCE	6- 1		4- 1		2- 0		
6- 3	0- 1	2- 1		HOME	2- 1		2- 0		0- 0		
8- 1	0- 0	2- 0		AWAY	2- 0		2- 1		2- 0		
3- 0	0- 0	1- 0		NEUTRAL	2- 0		0- 0		0- 0		
<hr/>											
RPI 1-25		Team's RPI: 16		RPI 26-50		RPI 51-100		RPI 101+			
RPI	S	Opponent	Score	RPI	S	Opponent	Score	RPI	S	Opponent	Score
3	H	Maryland	66 59	27	A	Duke	63 60	62	A	Boston College	72 54
7	H	Louisville	59 66	27	H	Duke	65 70	62	N	Boston College	82 75
				32	H	Florida St.	68 51	75	A	Virginia	75 64
				32	N	Florida St.	71 66	75	H	Virginia	80 60
				38	A	Virginia Tech	71 59	79	H	Georgia Tech	61 65
				38	H	Virginia Tech	76 69	79	N	Georgia Tech	57 48
				43	N	Texas	84 73	100	H	Syracuse	69 60
<hr/>											
LAST 10 Division I											
				32	N	Florida St.	71 66	27	H	Duke	65 70
				62	N	Boston College	82 75	120	A	Miami (FL)	50 48
				79	N	Georgia Tech	57 48	79	H	Georgia Tech	61 65
				75	A	Virginia	75 64	7	H	Louisville	59 66
				100	H	Syracuse	69 60	38	A	Virginia Tech	71 59

N
C
S
t
a
t
e

Non-Div I Games:

NC State

Average RPI Win:	276	WON-LOST	WINNING	LAST 10	STRENGTH OF	OPP. STRENGTH	TEAM	ADJ.	CONF.	ADJ CONF.
Average RPI Loss:	173	RECORD	PCT. RANK	GAMES	SCHEDULE	OF SCHEDULE	RPI	RPI	RPI	RPI
DIV. I ONLY	4- 25	330	1-9	246	205	331	331	15	15	
DIV. I NON-CONF.	3- 10	282	0	301	328	325	325	14	14	
TOTALS	RPI 1-25	RPI 26-50	W-L RECORDS	RPI 51-100	RPI 101-150	RPI 150+				
4- 25	0- 0	0- 2	OVERALL	0- 4	1- 5	3- 14				
3- 10	0- 0	0- 1	HOME	0- 2	1- 2	2- 5				
1- 15	0- 0	0- 1	AWAY	0- 2	0- 3	1- 9				
0- 0	0- 0	0- 0	NEUTRAL	0- 0	0- 0	0- 0				
3- 10	0- 0	0- 0	NON-CONFERENCE	0- 2	0- 2	3- 6				
2- 3	0- 0	0- 0	HOME	0- 1	0- 1	2- 1				
1- 7	0- 0	0- 0	AWAY	0- 1	0- 1	1- 5				
0- 0	0- 0	0- 0	NEUTRAL	0- 0	0- 0	0- 0				
1- 15	0- 0	0- 2	CONFERENCE	0- 2	1- 3	0- 8				
1- 7	0- 0	0- 1	HOME	0- 1	1- 1	0- 4				
0- 8	0- 0	0- 1	AWAY	0- 1	0- 2	0- 4				
0- 0	0- 0	0- 0	NEUTRAL	0- 0	0- 0	0- 0				

RPI S	Opponent	Score	RPI S	Opponent	Score	RPI S	Opponent	Score	RPI S	Opponent	Score	Team's RPI: 331
36	A FGCU	39 82	36	H FGCU	39 68	56	H Penn	51 85	118	A Columbia	43 99	
						95	A Colorado	57 80	119	A North Florida	48 71	
						97	A Liberty	48 66	119	H North Florida	60 56	
						97	H Liberty	53 67	126	H Colgate	52 79	
									142	A North Ala.	45 90	
									142	H North Ala.	55 57	
									156	A Binghamton	40 75	
									164	A Jacksonville	67 88	
									164	H Jacksonville	54 66	
									191	A Cornell	44 68	
									223	A Kennesaw St.	62 85	
									223	H Kennesaw St.	64 77	
									229	A Stetson	49 72	
									229	H Stetson	49 68	
									247	A Lipscomb	66 68	
									247	H Lipscomb	57 65	
									271	A Air Force	48 68	
									303	A Wagner	59 61	
									304	H Fairleigh Dickinson	59 68	
									308	A Vermont	59 65	
									319	H St. Francis Brooklyn	88 69	
									322	H Saint Peter's	76 73	
									345	A Hartford	61 52	
LAST 10 Division I												
142	A North Ala.	45 90	97	A Liberty	48 66							
223	A Kennesaw St.	62 85	119	H North Florida	60 56							
229	H Stetson	49 68	164	H Jacksonville	54 66							
36	H FGCU	39 68	142	H North Ala.	55 57							
247	A Lipscomb	66 68	229	A Stetson	49 72							

Non-Div I Games:

NJIT

Average RPI Win: 219	WON-LOST	WINNING	LAST 10	STRENGTH OF	OPP. STRENGTH	TEAM	ADJ.	CONF.	ADJ CONF.
Average RPI Loss: 175	RECORD	PCT. RANK	GAMES	SCHEDULE	OF SCHEDULE	RPI	RPI	RPI	RPI
DIV. I ONLY	6- 23	318	0-10	247	176	320	320	16	16
DIV. I NON-CONF.	4- 6	212	0	321	253	286	286	15	15
TOTALS	RPI 1-25	RPI 26-50	W-L RECORDS	RPI 51-100	RPI 101-150	RPI 150+			
6- 23	0- 0	0- 2	OVERALL	0- 0	1- 8	5- 13			
5- 8	0- 0	0- 1	HOME	0- 0	1- 3	4- 4			
1- 15	0- 0	0- 1	AWAY	0- 0	0- 5	1- 9			
0- 0	0- 0	0- 0	NEUTRAL	0- 0	0- 0	0- 0			
4- 6	0- 0	0- 0	NON-CONFERENCE	0- 0	0- 1	4- 5			
3- 1	0- 0	0- 0	HOME	0- 0	0- 0	3- 1			
1- 5	0- 0	0- 0	AWAY	0- 0	0- 1	1- 4			
0- 0	0- 0	0- 0	NEUTRAL	0- 0	0- 0	0- 0			
2- 17	0- 0	0- 2	CONFERENCE	0- 0	1- 7	1- 8			
2- 7	0- 0	0- 1	HOME	0- 0	1- 3	1- 3			
0- 10	0- 0	0- 1	AWAY	0- 0	0- 4	0- 5			
0- 0	0- 0	0- 0	NEUTRAL	0- 0	0- 0	0- 0			

RPI 1-25				RPI 26-50				RPI 51-100				RPI 101+				Team's RPI: 320	
RPI	S	Opponent	Score	RPI	S	Opponent	Score	RPI	S	Opponent	Score	RPI	S	Opponent	Score		
				49	A	Bucknell	65 75					107	A	Lehigh	40 70		
				49	H	Bucknell	34 61					107	H	Lehigh	53 60		
												122	A	Holy Cross	43 57		
												122	H	Holy Cross	49 58		
												126	A	Colgate	55 80		
												126	H	Colgate	53 65		
												129	A	Boston U.	56 71		
												129	H	Boston U.	46 41		
												147	A	North Carolina	40 80		
												161	A	Maine	41 46		
												168	A	Lafayette	52 79		
												168	H	Lafayette	59 62		
												194	H	La Salle	61 46		
												203	A	American	42 57		
												203	A	American	53 63		
												203	H	American	40 48		
												221	A	Fairfield	52 66		
												223	H	Kennesaw St.	82 62		
												225	A	Clemson	65 52		
												237	A	Saint Joseph's	40 49		
												252	H	George Mason	58 67		
												269	A	Army West Point	52 62		
												269	H	Army West Point	57 45		
												271	H	Air Force	67 59		
												279	A	Loyola Maryland	54 64		
												279	H	Loyola Maryland	44 50		
LAST 10 Division I																	
				203	A	American	53 63					203	H	American	40 48		
				203	A	American	42 57					129	A	Boston U.	56 71		
				168	H	Lafayette	59 62					49	A	Bucknell	65 75		
				279	A	Loyola Maryland	54 64					126	H	Colgate	53 65		
				269	A	Army West Point	52 62					279	H	Loyola Maryland	44 50		

Non-Div I Games: Stevenson 70 36

Navy

Loss,
 Non-Conf, S Site,
 Home
 Away
 N Neutral

RPI	S	Opponent	Score
308	A	Vermont	56 64

N
a
v
y

N
a
v
y

Navy

Nebraska

Through Games Of March 12, 2020

Average RPI Win:	167	WON-LOST	WINNING	LAST 10	STRENGTH OF	OPP. STRENGTH	TEAM	ADJ.	CONF.	ADJ CONF.
Average RPI Loss:	35	RECORD	PCT. RANK	GAMES	SCHEDULE	OF SCHEDULE	RPI	RPI	RPI	RPI
DIV. I ONLY	17- 13	136	2-8	53	29	89	89	2	2	
DIV. I NON-CONF.	10- 1	20	0	203	235	60	60	1	1	
TOTALS	RPI 1-25	RPI 26-50	W-L RECORDS	RPI 51-100	RPI 101-150	RPI 150+				
17- 13	1- 7	2- 3	OVERALL	2- 2	2- 1	10- 0				
13- 4	1- 2	2- 1	HOME	1- 1	1- 0	8- 0				
2- 8	0- 5	0- 1	AWAY	0- 1	1- 1	1- 0				
2- 1	0- 0	0- 1	NEUTRAL	1- 0	0- 0	1- 0				
10- 1	0- 0	1- 0	NON-CONFERENCE	1- 1	0- 0	8- 0				
7- 1	0- 0	1- 0	HOME	0- 1	0- 0	6- 0				
1- 0	0- 0	0- 0	AWAY	0- 0	0- 0	1- 0				
2- 0	0- 0	0- 0	NEUTRAL	1- 0	0- 0	1- 0				
7- 12	1- 7	1- 3	CONFERENCE	1- 1	2- 1	2- 0				
6- 3	1- 2	1- 1	HOME	1- 0	1- 0	2- 0				
1- 8	0- 5	0- 1	AWAY	0- 1	1- 1	0- 0				
0- 1	0- 0	0- 1	NEUTRAL	0- 0	0- 0	0- 0				

RPI 1-25				RPI 26-50				RPI 51-100				Team's RPI: 89		RPI 101+			
RPI	S	Opponent	Score	RPI	S	Opponent	Score	RPI	S	Opponent	Score		RPI	S	Opponent	Score	
3	A	Maryland	69 87	27	H	Duke	83 79	51	H	Creighton	74 79		102	A	Michigan St.	70 78	
11	A	Northwestern	56 60	34	H	Michigan	74 71	81	N	Southern California	67 54		150	A	Wisconsin	72 71	
14	A	Indiana	53 81	34	N	Michigan	75 81	91	A	Minnesota	61 67		150	H	Wisconsin	65 50	
14	H	Indiana	53 57	45	H	Purdue	68 76	91	H	Minnesota	72 58		176	A	Missouri	90 85	
15	A	Iowa	60 76	47	A	Rutgers	65 69						186	H	Manhattan	71 51	
15	H	Iowa	78 69										198	H	Oral Roberts	77 67	
17	A	Ohio St.	52 65										202	H	Illinois	80 58	
17	H	Ohio St.	74 80										217	H	Penn St.	75 58	
													222	H	Morgan St.	78 55	
													227	H	Southern U.	73 39	
													232	H	Alabama A&M	68 46	
													286	N	Sacred Heart	72 49	
													338	H	SIUE	63 49	
LAST 10 Division I																	
				34	N	Michigan	75 81	217	H	Penn St.	75 58						
				14	A	Indiana	53 81	14	H	Indiana	53 57						
				202	H	Illinois	80 58	15	A	Iowa	60 76						
				17	A	Ohio St.	52 65	17	H	Ohio St.	74 80						
				11	A	Northwestern	56 60	91	A	Minnesota	61 67						

Non-Div I Games:

Nebraska

■ Loss,
 ■ Non-Conf,
 ■ S Site,
 ■ Home
 ■ A Away
 N Neutral

Nevada

Average RPI Win: **263**
Average RPI Loss: **156**

WON-LOST
RECORD

WINNING
PCT. RANK

LAST 10
GAMES

Through Games Of March 12, 2020

STRENGTH OF
SCHEDULE

OPP. STRENGTH
OF SCHEDULE

TEAM
RPI

ADJ.
RPI

CONF.
RPI

ADJ CONF.
RPI

DIV. I ONLY	14- 16	189	5-5	254	222	236	236	17	17
DIV. I NON-CONF.	6- 4	123	0	318	271	218	218	20	20
TOTALS	RPI 1-25	RPI 26-50	W-L RECORDS	RPI 51-100	RPI 101-150	RPI 150+			
14- 16	0- 0	0- 0	OVERALL	0- 6	1- 2	13- 8			
9- 5	0- 0	0- 0	HOME	0- 2	0- 1	9- 2			
3- 10	0- 0	0- 0	AWAY	0- 3	1- 1	2- 6			
2- 1	0- 0	0- 0	NEUTRAL	0- 1	0- 0	2- 0			
6- 4	0- 0	0- 0	NON-CONFERENCE	0- 2	0- 1	6- 1			
4- 1	0- 0	0- 0	HOME	0- 1	0- 0	4- 0			
1- 3	0- 0	0- 0	AWAY	0- 1	0- 1	1- 1			
1- 0	0- 0	0- 0	NEUTRAL	0- 0	0- 0	1- 0			
8- 12	0- 0	0- 0	CONFERENCE	0- 4	1- 1	7- 7			
5- 4	0- 0	0- 0	HOME	0- 1	0- 1	5- 2			
2- 7	0- 0	0- 0	AWAY	0- 2	1- 0	1- 5			
1- 1	0- 0	0- 0	NEUTRAL	0- 1	0- 0	1- 0			

RPI S	Opponent	Score	RPI S	Opponent	Score	RPI S	Opponent	Score	RPI S	Opponent	Score	Team's RPI: 236
						64 A	Fresno St.	58 69	106 A	Utah	62 68	
						64 N	Fresno St.	71 75	146 A	San Jose St.	80 76	
						81 A	Southern California	47 50	146 H	San Jose St.	70 72	
						82 H	SFA	65 80	166 A	Wyoming	59 83	
						83 A	Boise St.	40 54	166 H	Wyoming	79 84	
						83 H	Boise St.	72 83	197 A	Portland St.	75 80	
									201 H	Saint Mary's (CA)	78 72	
									219 A	UNLV	64 66	
									219 H	UNLV	62 59	
									230 A	New Mexico	67 87	
									230 H	New Mexico	86 78	
									230 N	New Mexico	74 64	
									244 A	San Diego St.	68 81	
									244 H	San Diego St.	70 69	
									271 A	Air Force	71 67	
									271 H	Air Force	61 68	
									280 H	Utah St.	69 60	
									294 H	Cal Poly	71 40	
									295 A	Colorado St.	70 75	
									295 H	Colorado St.	74 63	
									302 A	Utah Valley	60 57	
									305 N	UTRGV	62 57	
									309 H	Sacramento St.	83 72	
									349 H	Chicago St.	80 60	
LAST 10 Division I												
			64 N	Fresno St.	71 75	230 H	New Mexico	86 78				
			230 N	New Mexico	74 64	219 H	UNLV	62 59				
			244 A	San Diego St.	68 81	146 A	San Jose St.	80 76				
			166 H	Wyoming	79 84	271 A	Air Force	71 67				
			64 A	Fresno St.	58 69	83 H	Boise St.	72 83				

Non-Div I Games: Stanislaus St. 80 62

Nevada

Loss, Non-Conf, S Site, H Home A Away N Neutral

New Hampshire

Through Games Of March 12, 2020

Average RPI Win:	322	WON-LOST	WINNING	LAST 10	STRENGTH OF	OPP. STRENGTH	TEAM	ADJ.	CONF.	ADJ CONF.
Average RPI Loss:	153	RECORD	PCT. RANK	GAMES	SCHEDULE	OF SCHEDULE	RPI	RPI	RPI	RPI
DIV. I ONLY	9- 19	279	4-6	188	305	265	265	26	26	
DIV. I NON-CONF.	2- 9	304	0	129	254	271	271	27	27	
TOTALS	RPI 1-25	RPI 26-50	W-L RECORDS	RPI 51-100	RPI 101-150	RPI 150+				
9- 19	0- 2	0- 0	OVERALL	0- 2	0- 3	9- 12				
4- 8	0- 0	0- 0	HOME	0- 1	0- 1	4- 6				
5- 11	0- 2	0- 0	AWAY	0- 1	0- 2	5- 6				
0- 0	0- 0	0- 0	NEUTRAL	0- 0	0- 0	0- 0				
2- 9	0- 2	0- 0	NON-CONFERENCE	0- 0	0- 3	2- 4				
1- 3	0- 0	0- 0	HOME	0- 0	0- 1	1- 2				
1- 6	0- 2	0- 0	AWAY	0- 0	0- 2	1- 2				
0- 0	0- 0	0- 0	NEUTRAL	0- 0	0- 0	0- 0				
7- 10	0- 0	0- 0	CONFERENCE	0- 2	0- 0	7- 8				
3- 5	0- 0	0- 0	HOME	0- 1	0- 0	3- 4				
4- 5	0- 0	0- 0	AWAY	0- 1	0- 0	4- 4				
0- 0	0- 0	0- 0	NEUTRAL	0- 0	0- 0	0- 0				

RPI 1-25				RPI 26-50				RPI 51-100				RPI 101+ Team's RPI: 265			
RPI	S	Opponent	Score	RPI	S	Opponent	Score	RPI	S	Opponent	Score	RPI	S	Opponent	Score
5	A	Baylor	29 97					73	A	Stony Brook	50 52	122	A	Holy Cross	61 82
9	A	Princeton	37 77					73	H	Stony Brook	44 53	129	H	Boston U.	64 78
												149	A	Massachusetts	65 67
												156	A	Binghamton	64 66
												156	A	Binghamton	42 51
												156	H	Binghamton	53 63
												161	A	Maine	50 67
												161	H	Maine	62 71
												167	A	Dartmouth	47 66
												177	A	Merrimack	54 64
												213	A	UMass Lowell	53 58
												213	H	UMass Lowell	53 66
												224	H	Brown	68 76
												257	H	North Dakota St.	61 67
												299	A	UMBC	72 63
												299	H	UMBC	56 51
												308	A	Vermont	59 51
												308	H	Vermont	42 44
												314	A	Albany (NY)	48 47
												314	H	Albany (NY)	56 53
												324	A	Bryant	68 56
												345	A	Hartford	64 55
												345	H	Hartford	72 71
												346	H	Central Conn. St.	70 59
LAST 10 Division I															
				156	A	Binghamton	42 51					299	H	UMBC	56 51
				156	A	Binghamton	64 66					308	H	Vermont	42 44
				161	H	Maine	62 71					73	A	Stony Brook	50 52
				314	H	Albany (NY)	56 53					213	H	UMass Lowell	53 66
				345	A	Hartford	64 55					308	A	Vermont	59 51

Non-Div I Games: Wheaton (MA) 89 44

New Hampshire

Loss, Non-Conf, S Site, H Home A Away N Neutral

New Mexico

Through Games Of March 12, 2020

Average RPI Win:	239	WON-LOST	WINNING	LAST 10	STRENGTH OF	OPP. STRENGTH	TEAM	ADJ.	CONF.	ADJ CONF.
Average RPI Loss:	158	RECORD	PCT. RANK	GAMES	SCHEDULE	OF SCHEDULE	RPI	RPI	RPI	RPI
DIV. I ONLY	14- 17	200	3-7	223	190	230	230	17	17	
DIV. I NON-CONF.	8- 4	90	0	267	171	171	171	20	20	
TOTALS	RPI 1-25	RPI 26-50	W-L RECORDS	RPI 51-100	RPI 101-150	RPI 150+				
14- 17	0- 0	0- 1	OVERALL	0- 6	0- 2	14- 8				
7- 9	0- 0	0- 0	HOME	0- 3	0- 1	7- 5				
6- 6	0- 0	0- 1	AWAY	0- 2	0- 1	6- 2				
1- 2	0- 0	0- 0	NEUTRAL	0- 1	0- 0	1- 1				
8- 4	0- 0	0- 1	NON-CONFERENCE	0- 2	0- 0	8- 1				
5- 2	0- 0	0- 0	HOME	0- 1	0- 0	5- 1				
2- 1	0- 0	0- 1	AWAY	0- 0	0- 0	2- 0				
1- 1	0- 0	0- 0	NEUTRAL	0- 1	0- 0	1- 0				
6- 13	0- 0	0- 0	CONFERENCE	0- 4	0- 2	6- 7				
2- 7	0- 0	0- 0	HOME	0- 2	0- 1	2- 4				
4- 5	0- 0	0- 0	AWAY	0- 2	0- 1	4- 2				
0- 1	0- 0	0- 0	NEUTRAL	0- 0	0- 0	0- 1				

RPI S	Opponent	Score	RPI S	Opponent	Score	RPI S	Opponent	Score	RPI S	Opponent	Score	Team's RPI: 230
			40 A	Arizona St.	47 84	64 A	Fresno St.	81 84	146 A	San Jose St.	85 89	
						64 H	Fresno St.	78 84	146 H	San Jose St.	80 81	
						70 N	West Virginia	60 73	163 H	Northern Ariz.	83 76	
						76 H	Ball St.	57 70	166 A	Wyoming	74 71	
						83 A	Boise St.	82 83	166 H	Wyoming	66 73	
						83 H	Boise St.	76 95	176 N	Missouri	71 68	
									187 H	Providence	86 68	
									209 A	UTEP	93 78	
									214 H	Houston	81 71	
									219 A	UNLV	80 64	
									219 H	UNLV	51 68	
									236 A	Nevada	78 86	
									236 H	Nevada	87 67	
									236 N	Nevada	64 74	
									244 A	San Diego St.	74 75	
									244 H	San Diego St.	58 67	
									271 A	Air Force	75 53	
									271 H	Air Force	66 79	
									280 A	Utah St.	54 52	
									295 H	Colorado St.	73 62	
									298 H	LMU (CA)	72 73	
									311 A	New Mexico St.	86 67	
									311 H	New Mexico St.	107 53	
									312 H	UC Riverside	80 70	
LAST 10 Division I												
			236 N	Nevada	64 74	219 A	UNLV	80 64				
			280 A	Utah St.	54 52	244 H	San Diego St.	58 67				
			271 H	Air Force	66 79	166 A	Wyoming	74 71				
			83 H	Boise St.	76 95	64 H	Fresno St.	78 84				
			236 A	Nevada	78 86	244 A	San Diego St.	74 75				

Non-Div I Games: Northern N.M. 92 44

New Mexico

■ Loss,
 ■ Non-Conf, S Site,
 ■ Home
 ■ Away
 N Neutral

Average RPI Win:	295	WON-LOST	WINNING	LAST 10	STRENGTH OF	OPP. STRENGTH	TEAM	ADJ.	CONF.	ADJ CONF.
Average RPI Loss:	225	RECORD	PCT. RANK	GAMES	SCHEDULE	OF SCHEDULE	RPI	RPI	RPI	RPI
DIV. I ONLY	11- 18	250	5-5	327	334	311	311	31	31	
DIV. I NON-CONF.	2- 10	313	0	260	299	326	326	32	32	
TOTALS	RPI 1-25	RPI 26-50	W-L RECORDS	RPI 51-100	RPI 101-150	RPI 150+				
11- 18	0- 0	0- 1	OVERALL	0- 1	0- 0	11- 16				
7- 7	0- 0	0- 1	HOME	0- 0	0- 0	7- 6				
3- 9	0- 0	0- 0	AWAY	0- 1	0- 0	3- 8				
1- 2	0- 0	0- 0	NEUTRAL	0- 0	0- 0	1- 2				
2- 10	0- 0	0- 1	NON-CONFERENCE	0- 1	0- 0	2- 8				
1- 5	0- 0	0- 1	HOME	0- 0	0- 0	1- 4				
1- 3	0- 0	0- 0	AWAY	0- 1	0- 0	1- 2				
0- 2	0- 0	0- 0	NEUTRAL	0- 0	0- 0	0- 2				
9- 8	0- 0	0- 0	CONFERENCE	0- 0	0- 0	9- 8				
6- 2	0- 0	0- 0	HOME	0- 0	0- 0	6- 2				
2- 6	0- 0	0- 0	AWAY	0- 0	0- 0	2- 6				
1- 0	0- 0	0- 0	NEUTRAL	0- 0	0- 0	1- 0				

RPI 1-25			RPI 26-50			RPI 51-100			RPI 101+ Team's RPI: 311		
RPI	S	Opponent	Score	RPI	S	Opponent	Score	RPI	S	Opponent	Score
				40	H	Arizona St.	47 70	85	A	Abilene Christian	54 67
								151	N	Western Mich.	76 79
								178	H	Pepperdine	69 72
								204	A	UMKC	52 56
								204	H	UMKC	50 55
								209	A	UTEP	45 65
								209	H	UTEP	57 63
								230	A	New Mexico	53 107
								230	H	New Mexico	67 86
								238	A	CSU Bakersfield	59 60
								238	H	CSU Bakersfield	67 62
								243	A	Denver	78 75
								246	A	Grand Canyon	49 60
								246	H	Grand Canyon	69 58
								285	A	California Baptist	70 82
								285	H	California Baptist	57 56
								297	A	Seattle U	57 67
								297	H	Seattle U	83 65
								302	A	Utah Valley	65 58
								302	H	Utah Valley	54 58
								305	A	UTRGV	63 74
								305	H	UTRGV	76 75
								305	N	UTRGV	73 61
								312	H	UC Riverside	58 60
								316	N	Georgia St.	51 59
								327	H	Weber St.	77 47
								349	A	Chicago St.	73 60
LAST 10 Division I											
				305	N	UTRGV	73 61	302	A	Utah Valley	65 58
				285	A	California Baptist	70 82	297	A	Seattle U	57 67
				238	H	CSU Bakersfield	67 62	204	H	UMKC	50 55
				246	H	Grand Canyon	69 58	349	H	Chicago St.	80 56
				305	A	UTRGV	63 74	246	A	Grand Canyon	49 60

Non-Div I Games: Western N.M. 75 56

New Mexico St.

■ Loss,
 ■ Non-Conf,
 ■ S Site,
 ■ Home
 ■ A Away
 N Neutral

RPI	S	Opponent	Score
349	H	Chicago St.	80 56

N
e
w
M
e
x
i
c
o
s
t
.

N
e
w
M
e
x
i
c
o
s
t
.

New Mexico St.

Average RPI Win:	271	WON-LOST	WINNING	LAST 10	STRENGTH OF	OPP. STRENGTH	TEAM	ADJ.	CONF.	ADJ CONF.
Average RPI Loss:	126	RECORD	PCT. RANK	GAMES	SCHEDULE	OF SCHEDULE	RPI	RPI	RPI	RPI
DIV. I ONLY	15- 12	140	6-3	241	254	172	172	23	23	
DIV. I NON-CONF.	2- 5	259	0	130	84	207	207	24	24	
TOTALS	RPI 1-25	RPI 26-50	W-L RECORDS	RPI 51-100	RPI 101-150	RPI 150+				
15- 12	0- 0	0- 3	OVERALL	1- 4	0- 1	14- 4				
9- 3	0- 0	0- 0	HOME	1- 1	0- 1	8- 1				
6- 9	0- 0	0- 3	AWAY	0- 3	0- 0	6- 3				
0- 0	0- 0	0- 0	NEUTRAL	0- 0	0- 0	0- 0				
2- 5	0- 0	0- 3	NON-CONFERENCE	0- 0	0- 0	2- 2				
1- 1	0- 0	0- 0	HOME	0- 0	0- 0	1- 1				
1- 4	0- 0	0- 3	AWAY	0- 0	0- 0	1- 1				
0- 0	0- 0	0- 0	NEUTRAL	0- 0	0- 0	0- 0				
13- 7	0- 0	0- 0	CONFERENCE	1- 4	0- 1	12- 2				
8- 2	0- 0	0- 0	HOME	1- 1	0- 1	7- 0				
5- 5	0- 0	0- 0	AWAY	0- 3	0- 0	5- 2				
0- 0	0- 0	0- 0	NEUTRAL	0- 0	0- 0	0- 0				

RPI S	Opponent	Score	RPI S	Opponent	Score	RPI S	Opponent	Score	RPI S	Opponent	Score	Team's RPI: 172
30	A Arkansas	52 82	78	A A&M-Corpus Christi	40 43	145	H Sam Houston St.	46 78				
35	A LSU	49 83	78	H A&M-Corpus Christi	53 83	188	H Louisiana	60 65				
41	A Iowa St.	53 71	82	A SFA	47 59	218	H North Dakota	79 73				
			82	H SFA	53 50	239	A Central Ark.	49 37				
			85	A Abilene Christian	62 76	239	H Central Ark.	85 73				
						248	A Texas St.	49 51				
						251	A Southeastern La.	57 73				
						251	H Southeastern La.	58 47				
						255	A Nicholls St.	68 70				
						255	H Nicholls St.	77 65				
						263	A Lamar University	62 57				
						267	A Incarnate Word	67 55				
						267	H Incarnate Word	61 57				
						301	A Ole Miss	69 64				
						318	H Houston Baptist	88 84				
						335	A Northwestern St.	77 63				
						335	H Northwestern St.	82 76				
						347	A McNeese	85 59				
						347	H McNeese	78 59				
LAST 10 Division I												
251	H Southeastern La.	58 47	267	H Incarnate Word	61 57							
335	H Northwestern St.	82 76	239	H Central Ark.	85 73							
255	A Nicholls St.	68 70	82	A SFA	47 59							
78	A A&M-Corpus Christi	40 43	318	H Houston Baptist	88 84							
347	A McNeese	85 59	251	A Southeastern La.	57 73							

Non-Div I Games: Pensacola Christian91 31 Tougaloo 91 69

New Orleans

Loss, Non-Conf, S Site, H Home A Away N Neutral

Niagara

Through Games Of March 12, 2020

Average RPI Win: 304	WON-LOST	WINNING	LAST 10	STRENGTH OF	OPP. STRENGTH	TEAM	ADJ.	CONF.	ADJ CONF.
Average RPI Loss: 173	RECORD	PCT. RANK	GAMES	SCHEDULE	OF SCHEDULE	RPI	RPI	RPI	RPI
DIV. I ONLY	10- 21	278	3-7	237	306	283	283	24	24
DIV. I NON-CONF.	2- 7	288	0	242	313	294	294	25	25
TOTALS	RPI 1-25	RPI 26-50	W-L RECORDS	RPI 51-100	RPI 101-150	RPI 150+			
10- 21	0- 0	0- 1	OVERALL	0- 5	0- 2	10- 13			
5- 7	0- 0	0- 0	HOME	0- 2	0- 1	5- 4			
4- 13	0- 0	0- 1	AWAY	0- 2	0- 1	4- 9			
1- 1	0- 0	0- 0	NEUTRAL	0- 1	0- 0	1- 0			
2- 7	0- 0	0- 1	NON-CONFERENCE	0- 0	0- 2	2- 4			
1- 1	0- 0	0- 0	HOME	0- 0	0- 1	1- 0			
1- 6	0- 0	0- 1	AWAY	0- 0	0- 1	1- 4			
0- 0	0- 0	0- 0	NEUTRAL	0- 0	0- 0	0- 0			
8- 14	0- 0	0- 0	CONFERENCE	0- 5	0- 0	8- 9			
4- 6	0- 0	0- 0	HOME	0- 2	0- 0	4- 4			
3- 7	0- 0	0- 0	AWAY	0- 2	0- 0	3- 5			
1- 1	0- 0	0- 0	NEUTRAL	0- 1	0- 0	1- 0			

RPI S	Opponent	Score	RPI S	Opponent	Score	RPI S	Opponent	Score	RPI S	Opponent	Score	Team's RPI: 283
			47 A Rutgers		37 87	54 A Marist		57 82	117 H Buffalo		67 81	
						54 H Marist		67 94	126 A Colgate		72 85	
						93 A Rider		75 79	156 A Binghamton		55 74	
						93 H Rider		55 71	179 A Quinnipiac		61 71	
						93 N Rider		74 79	179 H Quinnipiac		76 82	
									186 A Manhattan		65 68	
									186 H Manhattan		61 75	
									191 A Cornell		59 82	
									221 A Fairfield		49 71	
									221 H Fairfield		65 77	
									261 A Howard		42 91	
									264 A Iona		63 57	
									264 H Iona		58 70	
									276 A Siena		54 59	
									276 H Siena		68 61	
									282 A Monmouth		73 70	
									282 H Monmouth		62 61	
									290 H Oakland		77 63	
									300 A St. Bonaventure		67 71	
									322 A Saint Peter's		68 64	
									322 H Saint Peter's		97 89	
									322 N Saint Peter's		64 53	
									337 A Coppin St.		82 67	
									340 A Canisius		56 78	
									340 H Canisius		81 62	
LAST 10 Division I												
			93 N Rider		74 79	186 H Manhattan		61 75				
			322 N Saint Peter's		64 53	282 H Monmouth		62 61				
			221 A Fairfield		49 71	179 A Quinnipiac		61 71				
			179 H Quinnipiac		76 82	322 A Saint Peter's		68 64				
			340 A Canisius		56 78	264 H Iona		58 70				

Non-Div I Games:

Niagara

■ Loss,
 ■ Non-Conf,
 ■ S Site,
 ■ H Home
 ■ A Away
 N Neutral

Average RPI Win:	290	WON-LOST	WINNING	LAST 10	STRENGTH OF	OPP. STRENGTH	TEAM	ADJ.	CONF.	ADJ CONF.
Average RPI Loss:	138	RECORD	PCT. RANK	GAMES	SCHEDULE	OF SCHEDULE	RPI	RPI	RPI	RPI
DIV. I ONLY	11- 16	229	7-2	275	226	255	255	23	23	
DIV. I NON-CONF.	1- 6	318	0	66	31	250	250	24	24	
TOTALS	RPI 1-25	RPI 26-50	W-L RECORDS	RPI 51-100	RPI 101-150	RPI 150+				
11- 16	0- 2	0- 1	OVERALL	0- 4	0- 3	11- 6				
6- 5	0- 0	0- 0	HOME	0- 2	0- 1	6- 2				
5- 10	0- 2	0- 1	AWAY	0- 2	0- 1	5- 4				
0- 1	0- 0	0- 0	NEUTRAL	0- 0	0- 1	0- 0				
1- 6	0- 2	0- 1	NON-CONFERENCE	0- 1	0- 1	1- 1				
1- 0	0- 0	0- 0	HOME	0- 0	0- 0	1- 0				
0- 5	0- 2	0- 1	AWAY	0- 1	0- 0	0- 1				
0- 1	0- 0	0- 0	NEUTRAL	0- 0	0- 1	0- 0				
10- 10	0- 0	0- 0	CONFERENCE	0- 3	0- 2	10- 5				
5- 5	0- 0	0- 0	HOME	0- 2	0- 1	5- 2				
5- 5	0- 0	0- 0	AWAY	0- 1	0- 1	5- 3				
0- 0	0- 0	0- 0	NEUTRAL	0- 0	0- 0	0- 0				

RPI 1-25				RPI 26-50				RPI 51-100				RPI 101+ Team's RPI: 255			
RPI	S	Opponent	Score	RPI	S	Opponent	Score	RPI	S	Opponent	Score	RPI	S	Opponent	Score
14	A	Indiana	47 111	35	A	LSU	32 63	53	A	Rice	47 71	119	N	North Florida	61 64
19	A	TCU	47 72					78	A	A&M-Corpus Christi	49 55	145	A	Sam Houston St.	71 87
								82	H	SFA	61 78	145	H	Sam Houston St.	77 80
								85	H	Abilene Christian	84 95	164	A	Jacksonville	55 72
												172	A	New Orleans	65 77
												172	H	New Orleans	70 68
												239	A	Central Ark.	67 58
												239	H	Central Ark.	46 53
												251	A	Southeastern La.	67 65
												251	H	Southeastern La.	54 49
												263	A	Lamar University	62 60
												263	H	Lamar University	78 84
												267	A	Incarinate Word	51 53
												318	A	Houston Baptist	84 78
												318	H	Houston Baptist	57 53
												335	A	Northwestern St.	54 58
												335	H	Northwestern St.	73 66
												347	A	McNeese	72 53
												347	H	McNeese	79 63
												348	H	La.-Monroe	74 59
LAST 10 Division I															
				347	A	McNeese	72 53					251	H	Southeastern La.	54 49
				172	H	New Orleans	70 68					263	A	Lamar University	62 60
				318	H	Houston Baptist	57 53					145	H	Sam Houston St.	77 80
				239	A	Central Ark.	67 58					82	H	SFA	61 78
				335	H	Northwestern St.	73 66					347	H	McNeese	79 63

Non-Div I Games: Southern-N.O. 94 61 Paul Quinn 101 68

Nicholls St.

Loss, Non-Conf, S Site, H Home A Away N Neutral

Average RPI Win:	250	WON-LOST	WINNING	LAST 10	STRENGTH OF	OPP. STRENGTH	TEAM	ADJ.	CONF.	ADJ CONF.
Average RPI Loss:	165	RECORD	PCT. RANK	GAMES	SCHEDULE	OF SCHEDULE	RPI	RPI	RPI	RPI
DIV. I ONLY	18- 11	102	7-3	222	323	153	153	29	29	
DIV. I NON-CONF.	5- 7	205	0	87	207	162	162	29	29	
TOTALS	RPI 1-25	RPI 26-50	W-L RECORDS	RPI 51-100	RPI 101-150	RPI 150+				
18- 11	0- 0	0- 0	OVERALL	0- 2	3- 4	15- 5				
9- 4	0- 0	0- 0	HOME	0- 1	1- 1	8- 2				
7- 6	0- 0	0- 0	AWAY	0- 0	1- 3	6- 3				
2- 1	0- 0	0- 0	NEUTRAL	0- 1	1- 0	1- 0				
5- 7	0- 0	0- 0	NON-CONFERENCE	0- 2	2- 3	3- 2				
2- 3	0- 0	0- 0	HOME	0- 1	0- 1	2- 1				
2- 3	0- 0	0- 0	AWAY	0- 0	1- 2	1- 1				
1- 1	0- 0	0- 0	NEUTRAL	0- 1	1- 0	0- 0				
13- 4	0- 0	0- 0	CONFERENCE	0- 0	1- 1	12- 3				
7- 1	0- 0	0- 0	HOME	0- 0	1- 0	6- 1				
5- 3	0- 0	0- 0	AWAY	0- 0	0- 1	5- 2				
1- 0	0- 0	0- 0	NEUTRAL	0- 0	0- 0	1- 0				

RPI 1-25			RPI 26-50			RPI 51-100			RPI 101+ Team's RPI: 153		
RPI	S	Opponent	Score	RPI	S	Opponent	Score	RPI	S	Opponent	Score
						70 N West Virginia	55 72	104 A William & Mary		56 65	
						97 H Liberty	48 67	110 H Robert Morris		62 69	
								119 N North Florida		57 54	
								125 A Richmond		69 77	
								130 A Bethune-Cookman		62 68	
								130 H Bethune-Cookman		61 51	
								137 A Hampton		77 56	
								164 A Jacksonville		71 64	
								175 H High Point		72 58	
								184 A N.C. A&T		39 53	
								194 H La Salle		52 55	
								222 A Morgan St.		55 73	
								222 H Morgan St.		64 57	
								240 A Marshall		69 75	
								261 A Howard		83 80	
								261 H Howard		69 60	
								261 N Howard		76 45	
								275 A Delaware St.		68 57	
								275 H Delaware St.		65 57	
								277 H Longwood		49 46	
								278 A N.C. Central		83 75	
								307 H UMES		68 45	
								336 A Florida A&M		69 62	
								336 H Florida A&M		59 51	
								337 A Coppin St.		85 48	
								337 H Coppin St.		55 57	
LAST 10 Division I											
						261 N Howard	76 45	336 A Florida A&M		69 62	
						222 A Morgan St.	55 73	337 H Coppin St.		55 57	
						275 A Delaware St.	68 57	222 H Morgan St.		64 57	
						261 H Howard	69 60	275 H Delaware St.		65 57	
						130 A Bethune-Cookman	62 68	278 A N.C. Central		83 75	

Non-Div I Games: Virginia-Lynchburg 123 48

Norfolk St.

■ Loss,
 ■ Non-Conf,
 ■ S Site,
 ■ H Home
 ■ A Away
 N Neutral

RPI	S	Opponent	Score
350	H	South Carolina St.	76 42

N
o
r
f
o
l
k
S
t
.

N
o
r
f
o
l
k
S
t
.

Norfolk St.

Average RPI Win:	239	WON-LOST	WINNING	LAST 10	STRENGTH OF	OPP. STRENGTH	TEAM	ADJ.	CONF.	ADJ CONF.
Average RPI Loss:	120	RECORD	PCT. RANK	GAMES	SCHEDULE	OF SCHEDULE	RPI	RPI	RPI	RPI
DIV. I ONLY	19- 9	68	7-3	313	181	142	142	15	15	
DIV. I NON-CONF.	7- 3	80	0	343	329	205	205	14	14	
TOTALS	RPI 1-25	RPI 26-50	W-L RECORDS	RPI 51-100	RPI 101-150	RPI 150+				
19- 9	0- 1	1- 2	OVERALL	2- 1	1- 1	15- 4				
9- 3	0- 0	0- 1	HOME	1- 1	1- 0	7- 1				
6- 6	0- 1	1- 1	AWAY	1- 0	0- 1	4- 3				
4- 0	0- 0	0- 0	NEUTRAL	0- 0	0- 0	4- 0				
7- 3	0- 1	0- 1	NON-CONFERENCE	0- 0	0- 0	7- 1				
1- 1	0- 0	0- 0	HOME	0- 0	0- 0	1- 1				
2- 2	0- 1	0- 1	AWAY	0- 0	0- 0	2- 0				
4- 0	0- 0	0- 0	NEUTRAL	0- 0	0- 0	4- 0				
12- 6	0- 0	1- 1	CONFERENCE	2- 1	1- 1	8- 3				
8- 2	0- 0	0- 1	HOME	1- 1	1- 0	6- 0				
4- 4	0- 0	1- 0	AWAY	1- 0	0- 1	2- 3				
0- 0	0- 0	0- 0	NEUTRAL	0- 0	0- 0	0- 0				

RPI 1-25				RPI 26-50				RPI 51-100				RPI 101+ Team's RPI: 142			
RPI	S	Opponent	Score	RPI	S	Opponent	Score	RPI	S	Opponent	Score	RPI	S	Opponent	Score
15	A	Iowa	81 86	36	A	FGCU	61 55	97	A	Liberty	76 71	119	A	North Florida	65 67
				36	H	FGCU	63 74	97	H	Liberty	87 90	119	H	North Florida	54 51
				41	A	Iowa St.	72 80	97	H	Liberty	86 75	152	H	Samford	63 79
												164	A	Jacksonville	56 67
												164	H	Jacksonville	76 65
												223	A	Kennesaw St.	56 59
												223	H	Kennesaw St.	71 54
												229	A	Stetson	60 69
												229	H	Stetson	68 57
												229	H	Stetson	70 60
												232	N	Alabama A&M	80 65
												247	A	Lipscomb	84 72
												247	H	Lipscomb	91 58
												266	N	UC Irvine	88 60
												325	A	Alabama St.	81 60
												331	A	NJIT	57 55
												331	H	NJIT	90 45
												334	A	Tennessee St.	88 63
												338	N	SIUE	85 67
												350	N	South Carolina St.	99 46
												351	H	Mississippi Val.	86 60
LAST 10 Division I															
				97	H	Liberty	87 90	229	A	Stetson	60 69				
				229	H	Stetson	70 60	119	A	North Florida	65 67				
				331	H	NJIT	90 45	247	H	Lipscomb	91 58				
				36	A	FGCU	61 55	97	H	Liberty	86 75				
				223	H	Kennesaw St.	71 54	331	A	NJIT	57 55				

Non-Div I Games: Virginia-Lynchburg 128 26 Oakwood 120 38

North Ala.

Loss, Non-Conf, S Site, H Home A Away N Neutral

North Carolina

Through Games Of March 12, 2020

Average RPI Win:	194	WON-LOST	WINNING	LAST 10	STRENGTH OF	OPP. STRENGTH	TEAM	ADJ.	CONF.	ADJ CONF.
Average RPI Loss:	59	RECORD	PCT. RANK	GAMES	SCHEDULE	OF SCHEDULE	RPI	RPI	RPI	RPI
DIV. I ONLY	16- 14	155	2-8	155	43	147	147	5	5	
DIV. I NON-CONF.	9- 2	37	0	332	136	155	155	4	4	
TOTALS	RPI 1-25	RPI 26-50	W-L RECORDS	RPI 51-100	RPI 101-150	RPI 150+				
16- 14	1- 2	0- 5	OVERALL	3- 4	2- 3	10- 0				
11- 5	1- 1	0- 2	HOME	1- 2	1- 0	8- 0				
2- 8	0- 1	0- 3	AWAY	2- 2	0- 2	0- 0				
3- 1	0- 0	0- 0	NEUTRAL	0- 0	1- 1	2- 0				
9- 2	0- 0	0- 0	NON-CONFERENCE	0- 2	1- 0	8- 0				
6- 1	0- 0	0- 0	HOME	0- 1	0- 0	6- 0				
0- 1	0- 0	0- 0	AWAY	0- 1	0- 0	0- 0				
3- 0	0- 0	0- 0	NEUTRAL	0- 0	1- 0	2- 0				
7- 12	1- 2	0- 5	CONFERENCE	3- 2	1- 3	2- 0				
5- 4	1- 1	0- 2	HOME	1- 1	1- 0	2- 0				
2- 7	0- 1	0- 3	AWAY	2- 1	0- 2	0- 0				
0- 1	0- 0	0- 0	NEUTRAL	0- 0	0- 1	0- 0				

RPI S	Opponent	Score	RPI S	Opponent	Score	RPI S	Opponent	Score	RPI S	Opponent	Score	Team's RPI: 147
7	H Louisville	67 74	27	A Duke	61 71	52	H Yale	63 66	115	A Wake Forest	79 82	
16	A NC State	68 76	27	H Duke	54 73	62	A Boston College	75 93	115	N Wake Forest	73 83	
16	H NC State	66 60	32	A Florida St.	64 78	72	A Alabama	77 83	116	N Temple	71 58	
			38	A Virginia Tech	70 76	75	A Virginia	65 47	120	H Miami (FL)	78 58	
			38	H Virginia Tech	63 72	75	H Virginia	78 68	123	A Notre Dame	65 83	
						79	A Georgia Tech	67 60	176	N Missouri	82 69	
						100	H Syracuse	56 74	181	H Elon	76 46	
									202	H Illinois	85 60	
									225	H Clemson	86 72	
									262	N UNCW	85 45	
									278	H N.C. Central	92 53	
									288	H Pittsburgh	70 62	
									320	H Navy	80 40	
									342	H Western Caro.	92 55	
									343	H Charleston So.	85 54	
LAST 10 Division I												
115	N Wake Forest	73 83	100	H Syracuse	56 74							
27	H Duke	54 73	38	H Virginia Tech	63 72							
123	A Notre Dame	65 83	27	A Duke	61 71							
115	A Wake Forest	79 82	225	H Clemson	86 72							
62	A Boston College	75 93	75	H Virginia	78 68							

Non-Div I Games:

North Carolina

Loss, Non-Conf, S Site, H Home A Away N Neutral

North Dakota

Through Games Of March 12, 2020

Average RPI Win:	274	WON-LOST	WINNING	LAST 10	STRENGTH OF	OPP. STRENGTH	TEAM	ADJ.	CONF.	ADJ CONF.
Average RPI Loss:	143	RECORD	PCT. RANK	GAMES	SCHEDULE	OF SCHEDULE	RPI	RPI	RPI	RPI
DIV. I ONLY	13- 15	194	3-7	272	220	218	218	19	19	
DIV. I NON-CONF.	7- 4	100	0	251	314	126	126	18	18	
TOTALS	RPI 1-25	RPI 26-50	W-L RECORDS	RPI 51-100	RPI 101-150	RPI 150+				
13- 15	0- 0	0- 3	OVERALL	0- 4	1- 0	12- 8				
5- 6	0- 0	0- 1	HOME	0- 2	1- 0	4- 3				
8- 8	0- 0	0- 2	AWAY	0- 1	0- 0	8- 5				
0- 1	0- 0	0- 0	NEUTRAL	0- 1	0- 0	0- 0				
7- 4	0- 0	0- 1	NON-CONFERENCE	0- 1	1- 0	6- 2				
2- 1	0- 0	0- 0	HOME	0- 1	1- 0	1- 0				
5- 3	0- 0	0- 1	AWAY	0- 0	0- 0	5- 2				
0- 0	0- 0	0- 0	NEUTRAL	0- 0	0- 0	0- 0				
6- 11	0- 0	0- 2	CONFERENCE	0- 3	0- 0	6- 6				
3- 5	0- 0	0- 1	HOME	0- 1	0- 0	3- 3				
3- 5	0- 0	0- 1	AWAY	0- 1	0- 0	3- 3				
0- 1	0- 0	0- 0	NEUTRAL	0- 1	0- 0	0- 0				

RPI 1-25				RPI 26-50				RPI 51-100				RPI 101+ Team's RPI: 218			
RPI	S	Opponent	Score	RPI	S	Opponent	Score	RPI	S	Opponent	Score	RPI	S	Opponent	Score
26	A	South Dakota	47 76	26	H	South Dakota	46 93	71	A	South Dakota St.	64 99	133	H	Valparaiso	65 63
26	H	South Dakota	46 93					71	H	South Dakota St.	61 74	172	A	New Orleans	73 79
28	A	Arizona	42 74					71	N	South Dakota St.	43 72	198	A	Oral Roberts	52 75
								74	H	Illinois St.	58 66	198	H	Oral Roberts	72 86
												210	H	Rhode Island	67 61
												216	A	Western Ill.	74 91
												216	H	Western Ill.	77 71
												220	A	Milwaukee	66 58
												233	A	SMU	51 66
												243	A	Denver	90 82
												243	H	Denver	81 91
												246	A	Grand Canyon	78 76
												257	A	North Dakota St.	82 92
												257	H	North Dakota St.	74 82
												293	A	Ga. Southern	69 56
												313	A	Omaha	71 67
												313	H	Omaha	63 57
												339	A	Purdue Fort Wayne	63 49
												339	H	Purdue Fort Wayne	91 85
												343	A	Charleston So.	73 57
												350	A	South Carolina St.	95 53
LAST 10 Division I															
71	N	South Dakota St.	43 72	216	A	Western Ill.	74 91								
26	A	South Dakota	47 76	26	H	South Dakota	46 93								
313	A	Omaha	71 67	198	H	Oral Roberts	72 86								
257	H	North Dakota St.	74 82	339	A	Purdue Fort Wayne	63 49								
71	H	South Dakota St.	61 74	216	H	Western Ill.	77 71								

Non-Div I Games: Northland 118 35 Mayville St. 83 52

North Dakota

Loss, Non-Conf, S Site, H Home A Away N Neutral

Average RPI Win:	277	WON-LOST	WINNING	LAST 10	STRENGTH OF	OPP. STRENGTH	TEAM	ADJ.	CONF.	ADJ CONF.
Average RPI Loss:	122	RECORD	PCT. RANK	GAMES	SCHEDULE	OF SCHEDULE	RPI	RPI	RPI	RPI
DIV. I ONLY	9- 19	279	5-5	187	154	257	257	19	19	
DIV. I NON-CONF.	1- 9	326	0	143	36	288	288	18	18	
TOTALS	RPI 1-25	RPI 26-50	W-L RECORDS	RPI 51-100	RPI 101-150	RPI 150+				
9- 19	0- 0	0- 4	OVERALL	0- 5	0- 3	9- 7				
4- 9	0- 0	0- 2	HOME	0- 1	0- 2	4- 4				
4- 9	0- 0	0- 2	AWAY	0- 3	0- 1	4- 3				
1- 1	0- 0	0- 0	NEUTRAL	0- 1	0- 0	1- 0				
1- 9	0- 0	0- 2	NON-CONFERENCE	0- 2	0- 3	1- 2				
0- 5	0- 0	0- 1	HOME	0- 0	0- 2	0- 2				
1- 4	0- 0	0- 1	AWAY	0- 2	0- 1	1- 0				
0- 0	0- 0	0- 0	NEUTRAL	0- 0	0- 0	0- 0				
8- 10	0- 0	0- 2	CONFERENCE	0- 3	0- 0	8- 5				
4- 4	0- 0	0- 1	HOME	0- 1	0- 0	4- 2				
3- 5	0- 0	0- 1	AWAY	0- 1	0- 0	3- 3				
1- 1	0- 0	0- 0	NEUTRAL	0- 1	0- 0	1- 0				

RPI S	Opponent	Score	RPI S	Opponent	Score	RPI S	Opponent	Score	RPI S	Opponent	Score	Team's RPI: 257
26	A South Dakota	57 96	26	H South Dakota	36 80	51	A Creighton	59 70	133	H Valparaiso	54 66	
41	H Iowa St.	58 86	41	H Iowa St.	58 86	66	A UNI	63 95	144	A Northeastern	61 72	
50	A Bradley	64 70	50	A Bradley	64 70	71	A South Dakota St.	52 60	150	H Wisconsin	63 64	
						71	H South Dakota St.	58 85	166	H Wyoming	57 66	
						71	N South Dakota St.	56 76	180	H Northern Ill.	68 74	
									198	A Oral Roberts	62 70	
									198	H Oral Roberts	76 80	
									216	A Western Ill.	79 86	
									216	H Western Ill.	78 79	
									218	A North Dakota	82 74	
									218	H North Dakota	92 82	
									243	A Denver	82 91	
									243	H Denver	85 80	
									243	N Denver	72 68	
									265	A New Hampshire	67 61	
									313	A Omaha	74 65	
									313	H Omaha	67 64	
									339	A Purdue Fort Wayne	58 44	
									339	H Purdue Fort Wayne	74 53	
LAST 10 Division I												
71	N South Dakota St.	56 76	26	A South Dakota	57 96							
243	N Denver	72 68	339	H Purdue Fort Wayne	74 53							
313	H Omaha	67 64	198	H Oral Roberts	76 80							
71	H South Dakota St.	58 85	313	A Omaha	74 65							
218	A North Dakota	82 74	216	A Western Ill.	79 86							

Non-Div I Games: Waldorf 92 26 Mayville St. 97 59

North Dakota St.

North Florida

Through Games Of March 12, 2020

Average RPI Win:	202	WON-LOST	WINNING	LAST 10	STRENGTH OF	OPP. STRENGTH	TEAM	ADJ.	CONF.	ADJ CONF.
Average RPI Loss:	123	RECORD	PCT. RANK	GAMES	SCHEDULE	OF SCHEDULE	RPI	RPI	RPI	RPI
DIV. I ONLY	14- 15	185	3-7	74	178	119	119	15	15	
DIV. I NON-CONF.	5- 6	187	0	35	184	79	79	14	14	
TOTALS	RPI 1-25	RPI 26-50	W-L RECORDS	RPI 51-100	RPI 101-150	RPI 150+				
14- 15	0- 1	0- 4	OVERALL	2- 2	2- 3	10- 5				
5- 4	0- 0	0- 1	HOME	1- 0	2- 0	2- 3				
7- 9	0- 1	0- 3	AWAY	0- 1	0- 3	7- 1				
2- 2	0- 0	0- 0	NEUTRAL	1- 1	0- 0	1- 1				
5- 6	0- 1	0- 1	NON-CONFERENCE	1- 1	1- 2	3- 1				
1- 0	0- 0	0- 0	HOME	0- 0	1- 0	0- 0				
2- 4	0- 1	0- 1	AWAY	0- 0	0- 2	2- 0				
2- 2	0- 0	0- 0	NEUTRAL	1- 1	0- 0	1- 1				
9- 9	0- 0	0- 3	CONFERENCE	1- 1	1- 1	7- 4				
4- 4	0- 0	0- 1	HOME	1- 0	1- 0	2- 3				
5- 5	0- 0	0- 2	AWAY	0- 1	0- 1	5- 1				
0- 0	0- 0	0- 0	NEUTRAL	0- 0	0- 0	0- 0				

RPI S	Opponent	Score	RPI S	Opponent	Score	RPI S	Opponent	Score	RPI S	Opponent	Score	Team's RPI: 119
14	A Indiana	45 72	32	A Florida St.	41 70	54	N Marist	54 69	120	A Miami (FL)	55 78	
			36	A FGCU	57 73	93	N Rider	80 70	122	H Holy Cross	80 60	
			36	A FGCU	65 76	97	A Liberty	54 76	142	A North Ala.	51 54	
			36	H FGCU	50 72	97	H Liberty	65 50	142	H North Ala.	67 65	
									150	A Wisconsin	62 75	
									153	N Norfolk St.	54 57	
									164	A Jacksonville	70 64	
									164	A Jacksonville	77 67	
									164	H Jacksonville	60 69	
									223	A Kennesaw St.	64 55	
									223	H Kennesaw St.	57 33	
									229	A Stetson	62 60	
									229	H Stetson	52 60	
									232	A Alabama A&M	73 64	
									247	A Lipscomb	68 60	
									247	H Lipscomb	66 73	
									255	N Nicholls St.	64 61	
									310	A FIU	64 49	
									331	A NJIT	56 60	
									331	H NJIT	71 48	
LAST 10 Division I												
36	A FGCU	57 73	164	H Jacksonville	60 69							
164	A Jacksonville	77 67	142	H North Ala.	67 65							
229	A Stetson	62 60	331	A NJIT	56 60							
97	A Liberty	54 76	36	A FGCU	65 76							
247	H Lipscomb	66 73	229	H Stetson	52 60							

Non-Div I Games: Warner 110 46 Edward Waters 80 51

North Florida

Loss, Non-Conf, S Site, H Home A Away N Neutral

North Texas

Through Games Of March 12, 2020

Average RPI Win:	243	WON-LOST	WINNING	LAST 10	STRENGTH OF	OPP. STRENGTH	TEAM	ADJ.	CONF.	ADJ CONF.
Average RPI Loss:	129	RECORD	PCT. RANK	GAMES	SCHEDULE	OF SCHEDULE	RPI	RPI	RPI	RPI
DIV. I ONLY	10- 18	263	3-7	126	168	235	235	13	13	
DIV. I NON-CONF.	4- 5	195	0	180	296	217	217	16	16	
TOTALS	RPI 1-25	RPI 26-50	W-L RECORDS	RPI 51-100	RPI 101-150	RPI 150+				
10- 18	0- 1	1- 4	OVERALL	0- 4	0- 2	9- 7				
7- 6	0- 0	1- 1	HOME	0- 1	0- 2	6- 2				
3- 9	0- 0	0- 2	AWAY	0- 2	0- 0	3- 5				
0- 3	0- 1	0- 1	NEUTRAL	0- 1	0- 0	0- 0				
4- 5	0- 1	0- 1	NON-CONFERENCE	0- 0	0- 1	4- 2				
3- 1	0- 0	0- 0	HOME	0- 0	0- 1	3- 0				
1- 2	0- 0	0- 0	AWAY	0- 0	0- 0	1- 2				
0- 2	0- 1	0- 1	NEUTRAL	0- 0	0- 0	0- 0				
6- 13	0- 0	1- 3	CONFERENCE	0- 4	0- 1	5- 5				
4- 5	0- 0	1- 1	HOME	0- 1	0- 1	3- 2				
2- 7	0- 0	0- 2	AWAY	0- 2	0- 0	2- 3				
0- 1	0- 0	0- 0	NEUTRAL	0- 1	0- 0	0- 0				

RPI 1-25				RPI 26-50				RPI 51-100				RPI 101+				Team's RPI: 235	
RPI	S	Opponent	Score	RPI	S	Opponent	Score	RPI	S	Opponent	Score	RPI	S	Opponent	Score		
16	N	NC State	65 76	31	H	Western Ky.	61 54	53	A	Rice	66 69	108	H	UAB	50 51		
				33	A	Old Dominion	66 71	53	H	Rice	52 67	112	H	UT Arlington	49 68		
				43	N	Texas	57 63	60	A	Charlotte	59 72	188	H	Louisiana	69 66		
				46	A	Middle Tenn.	63 74	60	N	Charlotte	67 71	199	A	Hawaii	66 60		
				46	H	Middle Tenn.	60 80					208	A	Fla. Atlantic	78 84		
												209	A	UTEP	63 67		
												209	H	UTEP	68 58		
												212	H	Southern Miss.	57 65		
												238	A	CSU Bakersfield	52 61		
												240	A	Marshall	77 69		
												240	H	Marshall	59 68		
												249	H	Louisiana Tech	74 69		
												280	A	Utah St.	55 66		
												310	A	FIU	56 58		
												321	A	UTSA	79 55		
												321	H	UTSA	94 55		
												323	H	Alcorn	67 31		
												348	H	La.-Monroe	63 51		
LAST 10 Division I																	
				60	N	Charlotte	67 71	53	A	Rice	66 69						
				209	H	UTEP	68 58	33	A	Old Dominion	66 71						
				46	A	Middle Tenn.	63 74	60	A	Charlotte	59 72						
				240	A	Marshall	77 69	108	H	UAB	50 51						
				321	H	UTSA	94 55	46	H	Middle Tenn.	60 80						

Non-Div I Games: Mid-Amer. Christian59 61 Xavier (LA) 68 31 Tex. A&M-Texarkana 114 54

North Texas

Loss, Non-Conf, S Site, H Home A Away N Neutral

Northeastern

Through Games Of March 12, 2020

Average RPI Win:	224	WON-LOST	WINNING	LAST 10	STRENGTH OF	OPP. STRENGTH	TEAM	ADJ.	CONF.	ADJ CONF.
Average RPI Loss:	94	RECORD	PCT. RANK	GAMES	SCHEDULE	OF SCHEDULE	RPI	RPI	RPI	RPI
DIV. I ONLY	13- 16	205	3-6	76	136	144	144	14	14	
DIV. I NON-CONF.	4- 7	225	0	21	61	112	112	13	13	
TOTALS	RPI 1-25	RPI 26-50	W-L RECORDS	RPI 51-100	RPI 101-150	RPI 150+				
13- 16	0- 2	0- 6	OVERALL	0- 2	2- 2	11- 4				
8- 6	0- 0	0- 4	HOME	0- 1	1- 0	7- 1				
5- 10	0- 2	0- 2	AWAY	0- 1	1- 2	4- 3				
0- 0	0- 0	0- 0	NEUTRAL	0- 0	0- 0	0- 0				
4- 7	0- 2	0- 2	NON-CONFERENCE	0- 2	1- 1	3- 0				
2- 3	0- 0	0- 2	HOME	0- 1	0- 0	2- 0				
2- 4	0- 2	0- 0	AWAY	0- 1	1- 1	1- 0				
0- 0	0- 0	0- 0	NEUTRAL	0- 0	0- 0	0- 0				
9- 9	0- 0	0- 4	CONFERENCE	0- 0	1- 1	8- 4				
6- 3	0- 0	0- 2	HOME	0- 0	1- 0	5- 1				
3- 6	0- 0	0- 2	AWAY	0- 0	0- 1	3- 3				
0- 0	0- 0	0- 0	NEUTRAL	0- 0	0- 0	0- 0				

RPI 1-25				RPI 26-50				RPI 51-100				RPI 101+ Team's RPI: 144			
RPI	S	Opponent	Score	RPI	S	Opponent	Score	RPI	S	Opponent	Score	RPI	S	Opponent	Score
2	A	Oregon	47 89	26	H	South Dakota	76 80	52	H	Yale	63 78	104	A	William & Mary	64 80
22	A	Central Mich.	63 79	29	A	James Madison	54 67	87	A	Fordham	58 74	104	H	William & Mary	61 55
				29	H	James Madison	64 86					121	A	Harvard	46 44
				39	A	Drexel	41 50					129	A	Boston U.	56 72
				39	H	Drexel	51 67					161	A	Maine	66 58
				42	H	Dayton	60 71					181	A	Elon	69 45
												181	H	Elon	68 65
												182	A	Delaware	72 62
												182	H	Delaware	69 81
												192	A	Towson	68 81
												192	H	Towson	66 63
												257	H	North Dakota St.	72 61
												262	A	UNCW	48 61
												262	H	UNCW	63 61
												268	A	Col. of Charleston	61 66
												268	H	Col. of Charleston	72 68
												329	A	Hofstra	62 54
												329	H	Hofstra	74 51
												345	H	Hartford	60 47
LAST 10 Division I															
329	A	Hofstra	62 54	181	A	Elon	69 45								
268	A	Col. of Charleston	61 66	104	A	William & Mary	64 80								
262	A	UNCW	48 61	39	H	Drexel	51 67								
192	H	Towson	66 63	182	H	Delaware	69 81								
29	H	James Madison	64 86	262	H	UNCW	63 61								

Non-Div I Games:

Northeastern

■ Loss,
 ■ Non-Conf,
 ■ S Site,
 ■ Home
 ■ Away
 N Neutral

Northern Ariz.

Through Games Of March 12, 2020

Average RPI Win:	240	WON-LOST	WINNING	LAST 10	STRENGTH OF	OPP. STRENGTH	TEAM	ADJ.	CONF.	ADJ CONF.
Average RPI Loss:	137	RECORD	PCT. RANK	GAMES	SCHEDULE	OF SCHEDULE	RPI	RPI	RPI	RPI
DIV. I ONLY	16- 15	167	5-5	178	227	163	163	18	18	
DIV. I NON-CONF.	3- 6	235	0	98	267	187	187	17	17	
TOTALS	RPI 1-25	RPI 26-50	W-L RECORDS	RPI 51-100	RPI 101-150	RPI 150+				
16- 15	0- 1	0- 0	OVERALL	2- 5	1- 0	13- 9				
7- 5	0- 0	0- 0	HOME	1- 1	0- 0	6- 4				
7- 8	0- 0	0- 0	AWAY	1- 3	0- 0	6- 5				
2- 2	0- 1	0- 0	NEUTRAL	0- 1	1- 0	1- 0				
3- 6	0- 1	0- 0	NON-CONFERENCE	0- 2	1- 0	2- 3				
1- 1	0- 0	0- 0	HOME	0- 0	0- 0	1- 1				
1- 4	0- 0	0- 0	AWAY	0- 2	0- 0	1- 2				
1- 1	0- 1	0- 0	NEUTRAL	0- 0	1- 0	0- 0				
13- 9	0- 0	0- 0	CONFERENCE	2- 3	0- 0	11- 6				
6- 4	0- 0	0- 0	HOME	1- 1	0- 0	5- 3				
6- 4	0- 0	0- 0	AWAY	1- 1	0- 0	5- 3				
1- 1	0- 0	0- 0	NEUTRAL	0- 1	0- 0	1- 0				

RPI S	Opponent	Score	RPI S	Opponent	Score	RPI S	Opponent	Score	RPI S	Opponent	Score	Team's RPI: 163
20 N	Oregon St.	57 91				53 A	Rice	57 71	146 N	San Jose St.	67 64	
						57 A	Montana St.	71 73	159 H	UC Davis	61 71	
						57 H	Montana St.	64 72	162 A	Montana	57 70	
						57 N	Montana St.	71 76	162 H	Montana	71 79	
						64 A	Fresno St.	66 83	162 N	Montana	68 65	
						99 A	Idaho	71 70	169 A	Idaho St.	70 59	
						99 H	Idaho	70 67	169 H	Idaho St.	76 79	
									189 A	Southern Utah	64 82	
									189 H	Southern Utah	84 76	
									197 A	Portland St.	54 66	
									197 H	Portland St.	63 68	
									226 A	Northern Colo.	71 60	
									226 H	Northern Colo.	72 45	
									230 A	New Mexico	76 83	
									285 A	California Baptist	79 98	
									297 H	Seattle U	88 80	
									309 A	Sacramento St.	85 65	
									309 H	Sacramento St.	114 107	
									315 A	Eastern Wash.	70 62	
									315 H	Eastern Wash.	63 58	
									318 A	Houston Baptist	79 62	
									327 A	Weber St.	88 82	
									327 H	Weber St.	92 61	
LAST 10 Division I												
						57 N	Montana St.	71 76	315 H	Eastern Wash.	63 58	
						162 N	Montana	68 65	99 H	Idaho	70 67	
						197 H	Portland St.	63 68	189 A	Southern Utah	64 82	
						57 A	Montana St.	71 73	226 A	Northern Colo.	71 60	
						162 A	Montana	57 70	327 H	Weber St.	92 61	

Non-Div I Games:

Northern Ariz.

■ Loss,
 ■ Non-Conf, S Site,
 ■ Home
 ■ Away
 N Neutral

Average RPI Win: 255	WON-LOST	WINNING	LAST 10	STRENGTH OF	OPP. STRENGTH	TEAM	ADJ.	CONF.	ADJ CONF.
Average RPI Loss: 148	RECORD	PCT. RANK	GAMES	SCHEDULE	OF SCHEDULE	RPI	RPI	RPI	RPI
DIV. I ONLY	13- 18	223	3-7	226	196	226	226	18	18
DIV. I NON-CONF.	4- 5	195	0	153	145	154	154	17	17
TOTALS	RPI 1-25	RPI 26-50	W-L RECORDS	RPI 51-100	RPI 101-150	RPI 150+			
13- 18	0- 2	0- 0	OVERALL	0- 5	0- 0	13- 11			
4- 9	0- 0	0- 0	HOME	0- 2	0- 0	4- 7			
8- 8	0- 2	0- 0	AWAY	0- 2	0- 0	8- 4			
1- 1	0- 0	0- 0	NEUTRAL	0- 1	0- 0	1- 0			
4- 5	0- 2	0- 0	NON-CONFERENCE	0- 0	0- 0	4- 3			
1- 2	0- 0	0- 0	HOME	0- 0	0- 0	1- 2			
3- 3	0- 2	0- 0	AWAY	0- 0	0- 0	3- 1			
0- 0	0- 0	0- 0	NEUTRAL	0- 0	0- 0	0- 0			
9- 13	0- 0	0- 0	CONFERENCE	0- 5	0- 0	9- 8			
3- 7	0- 0	0- 0	HOME	0- 2	0- 0	3- 5			
5- 5	0- 0	0- 0	AWAY	0- 2	0- 0	5- 3			
1- 1	0- 0	0- 0	NEUTRAL	0- 1	0- 0	1- 0			

RPI	S	Opponent	Score	RPI	S	Opponent	Score	RPI	S	Opponent	Score	RPI	S	Opponent	Score	Team's RPI: 226
6	A	Stanford	36 90					57	A	Montana St.	58 91	162	A	Montana	67 58	
13	A	UCLA	58 92					57	H	Montana St.	63 73	162	H	Montana	55 70	
								57	N	Montana St.	62 67	163	A	Northern Ariz.	45 72	
								99	A	Idaho	65 70	163	H	Northern Ariz.	60 71	
								99	H	Idaho	46 57	166	A	Wyoming	46 44	
												169	A	Idaho St.	39 59	
												169	H	Idaho St.	55 71	
												189	A	Southern Utah	50 64	
												189	H	Southern Utah	55 68	
												197	A	Portland St.	78 51	
												197	H	Portland St.	77 58	
												207	A	Chattanooga	59 42	
												215	H	San Francisco	83 90	
												233	A	SMU	61 52	
												243	A	Denver	55 74	
												271	H	Air Force	72 62	
												295	H	Colorado St.	58 75	
												309	A	Sacramento St.	73 63	
												309	H	Sacramento St.	90 73	
												309	N	Sacramento St.	79 61	
												315	A	Eastern Wash.	67 61	
												315	H	Eastern Wash.	63 42	
												327	A	Weber St.	69 65	
												327	H	Weber St.	60 65	
LAST 10 Division I																
				57	N	Montana St.	62 67	99	A	Idaho	65 70					
				309	N	Sacramento St.	79 61	169	H	Idaho St.	55 71					
				57	H	Montana St.	63 73	189	A	Southern Utah	50 64					
				162	H	Montana	55 70	309	H	Sacramento St.	90 73					
				315	A	Eastern Wash.	67 61	163	H	Northern Ariz.	60 71					

Non-Div I Games:

Northern Colo.

Average RPI Win: 193	WON-LOST	WINNING	LAST 10	STRENGTH OF	OPP. STRENGTH	TEAM	ADJ.	CONF.	ADJ CONF.
Average RPI Loss: 105	RECORD	PCT. RANK	GAMES	SCHEDULE	OF SCHEDULE	RPI	RPI	RPI	RPI
DIV. I ONLY	11- 19	256	5-5	75	127	180	180	10	10
DIV. I NON-CONF.	4- 7	225	0	68	188	160	160	10	10
TOTALS	RPI 1-25	RPI 26-50	W-L RECORDS	RPI 51-100	RPI 101-150	RPI 150+			
11- 19	0- 3	0- 2	OVERALL	1- 5	2- 3	8- 6			
5- 8	0- 2	0- 0	HOME	1- 2	1- 3	3- 1			
5- 10	0- 1	0- 1	AWAY	0- 3	1- 0	4- 5			
1- 1	0- 0	0- 1	NEUTRAL	0- 0	0- 0	1- 0			
4- 7	0- 1	0- 2	NON-CONFERENCE	0- 1	0- 2	4- 1			
1- 3	0- 1	0- 0	HOME	0- 0	0- 2	1- 0			
2- 3	0- 0	0- 1	AWAY	0- 1	0- 0	2- 1			
1- 1	0- 0	0- 1	NEUTRAL	0- 0	0- 0	1- 0			
7- 12	0- 2	0- 0	CONFERENCE	1- 4	2- 1	4- 5			
4- 5	0- 1	0- 0	HOME	1- 2	1- 1	2- 1			
3- 7	0- 1	0- 0	AWAY	0- 2	1- 0	2- 4			
0- 0	0- 0	0- 0	NEUTRAL	0- 0	0- 0	0- 0			

RPI 1-25				RPI 26-50				RPI 51-100				RPI 101+ Team's RPI: 180			
RPI	S	Opponent	Score	RPI	S	Opponent	Score	RPI	S	Opponent	Score	RPI	S	Opponent	Score
22	A	Central Mich.	60 66	26	N	South Dakota	48 91	74	A	Illinois St.	66 69	105	H	Southern Ill.	61 80
22	H	Central Mich.	66 70	45	A	Purdue	63 68	76	A	Ball St.	89 97	117	H	Buffalo	64 63
25	H	Drake	49 73					76	H	Ball St.	70 62	121	H	Harvard	53 59
								80	A	Ohio	67 87	148	A	Toledo	86 79
								80	H	Ohio	79 85	148	H	Toledo	51 63
								96	H	Kent St.	71 79	151	A	Western Mich.	50 63
												151	H	Western Mich.	65 68
												160	A	Eastern Mich.	55 62
												160	A	Eastern Mich.	69 76
												160	H	Eastern Mich.	65 59
												183	A	Akron	70 65
												200	H	Eastern Ill.	61 48
												205	N	Tennessee Tech	82 74
												220	A	Milwaukee	65 78
												231	A	Miami (OH)	64 66
												231	H	Miami (OH)	86 84
												253	A	Bowling Green	92 87
												257	A	North Dakota St.	74 68
												295	A	Colorado St.	80 75
LAST 10 Division I															
160	A	Eastern Mich.	69 76	22	H	Central Mich.	66 70	76	A	Ball St.	89 97	151	H	Western Mich.	65 68
148	A	Toledo	86 79	76	A	Ball St.	89 97	231	H	Miami (OH)	86 84	253	A	Bowling Green	92 87
76	H	Ball St.	70 62	151	H	Western Mich.	65 68	257	A	North Dakota St.	74 68	295	A	Colorado St.	80 75
151	A	Western Mich.	50 63	231	H	Miami (OH)	86 84								
160	H	Eastern Mich.	65 59	253	A	Bowling Green	92 87								

Non-Div I Games:

Northern Ill.

■ Loss,
 ■ Non-Conf,
 ■ S Site,
 ■ Home
 ■ A Away
 N Neutral

Average RPI Win: 263	WON-LOST	WINNING	LAST 10	STRENGTH OF	OPP. STRENGTH	TEAM	ADJ.	CONF.	ADJ CONF.
Average RPI Loss: 142	RECORD	PCT. RANK	GAMES	SCHEDULE	OF SCHEDULE	RPI	RPI	RPI	RPI
DIV. I ONLY	20- 12	99	7-3	314	221	185	185	22	22
DIV. I NON-CONF.	6- 5	151	0	305	151	219	219	22	22
TOTALS	RPI 1-25	RPI 26-50	W-L RECORDS	RPI 51-100	RPI 101-150	RPI 150+			
20- 12	0- 1	0- 0	OVERALL	1- 3	1- 2	18- 6			
12- 4	0- 1	0- 0	HOME	1- 1	1- 0	10- 2			
7- 7	0- 0	0- 0	AWAY	0- 2	0- 1	7- 4			
1- 1	0- 0	0- 0	NEUTRAL	0- 0	0- 1	1- 0			
6- 5	0- 1	0- 0	NON-CONFERENCE	0- 2	0- 0	6- 2			
3- 2	0- 1	0- 0	HOME	0- 1	0- 0	3- 0			
2- 3	0- 0	0- 0	AWAY	0- 1	0- 0	2- 2			
1- 0	0- 0	0- 0	NEUTRAL	0- 0	0- 0	1- 0			
14- 7	0- 0	0- 0	CONFERENCE	1- 1	1- 2	12- 4			
9- 2	0- 0	0- 0	HOME	1- 0	1- 0	7- 2			
5- 4	0- 0	0- 0	AWAY	0- 1	0- 1	5- 2			
0- 1	0- 0	0- 0	NEUTRAL	0- 0	0- 1	0- 0			

RPI 1-25				RPI 26-50				RPI 51-100				RPI 101+ Team's RPI: 185			
RPI	S	Opponent	Score	RPI	S	Opponent	Score	RPI	S	Opponent	Score	RPI	S	Opponent	Score
7	H	Louisville	57 85					55	A	Belmont	45 62	113	A	Green Bay	44 65
								59	A	IUPUI	61 89	113	H	Green Bay	63 43
								59	H	IUPUI	65 62	113	N	Green Bay	49 50
								86	H	Saint Louis	42 67	171	A	Wright St.	69 79
												171	H	Wright St.	55 63
												190	A	Cleveland St.	62 66
												190	H	Cleveland St.	68 73
												220	A	Milwaukee	61 49
												220	H	Milwaukee	78 58
												220	H	Milwaukee	61 37
												239	H	Central Ark.	72 56
												247	A	Lipscomb	69 71
												250	N	Jacksonville St.	66 63
												259	A	Youngstown St.	59 55
												259	H	Youngstown St.	75 56
												272	H	Wofford	80 72
												273	A	Indiana St.	70 68
												290	A	Oakland	67 65
												290	H	Oakland	69 60
												296	A	Eastern Ky.	62 69
												310	A	FIU	67 45
												313	H	Omaha	57 40
												333	A	Detroit Mercy	82 61
												333	H	Detroit Mercy	72 60
												333	H	Detroit Mercy	94 47
												341	A	UIC	88 46
LAST 10 Division I															
				113	N	Green Bay	49 50			171	A	Wright St.	69 79		
				220	H	Milwaukee	78 58			59	H	IUPUI	65 62		
				333	H	Detroit Mercy	94 47			341	H	UIC	78 35		
				290	A	Oakland	67 65			259	A	Youngstown St.	59 55		
				333	A	Detroit Mercy	82 61			190	A	Cleveland St.	62 66		

Non-Div I Games:

Northern Ky.

■ Loss,
 ■ Non-Conf, S Site,
 ■ Home
 ■ Away
 N Neutral

RPI	S	Opponent	Score
341	H	UIC	78 35

N
o
r
t
h
e
r
n
K
y
.

N
o
r
t
h
e
r
n
K
y
.

Northern Ky.

Northwestern

Through Games Of March 12, 2020

Average RPI Win:	116	WON-LOST	WINNING	LAST 10	STRENGTH OF	OPP. STRENGTH	TEAM	ADJ.	CONF.	ADJ CONF.
Average RPI Loss:	18	RECORD	PCT. RANK	GAMES	SCHEDULE	OF SCHEDULE	RPI	RPI	RPI	RPI
DIV. I ONLY	26- 4	13	9-1	38	4	11	11	2	2	
DIV. I NON-CONF.	10- 1	20	0	111	14	28	28	1	1	
TOTALS	RPI 1-25	RPI 26-50	W-L RECORDS	RPI 51-100	RPI 101-150	RPI 150+				
26- 4	4- 3	5- 1	OVERALL	3- 0	6- 0	8- 0				
14- 2	1- 2	3- 0	HOME	2- 0	4- 0	4- 0				
10- 1	3- 1	2- 0	AWAY	1- 0	2- 0	2- 0				
2- 1	0- 0	0- 1	NEUTRAL	0- 0	0- 0	2- 0				
10- 1	1- 1	1- 0	NON-CONFERENCE	1- 0	3- 0	4- 0				
6- 1	0- 1	0- 0	HOME	1- 0	3- 0	2- 0				
2- 0	1- 0	1- 0	AWAY	0- 0	0- 0	0- 0				
2- 0	0- 0	0- 0	NEUTRAL	0- 0	0- 0	2- 0				
16- 3	3- 2	4- 1	CONFERENCE	2- 0	3- 0	4- 0				
8- 1	1- 1	3- 0	HOME	1- 0	1- 0	2- 0				
8- 1	2- 1	1- 0	AWAY	1- 0	2- 0	2- 0				
0- 1	0- 0	0- 1	NEUTRAL	0- 0	0- 0	0- 0				

RPI	S	Opponent	Score	RPI	S	Opponent	Score	RPI	S	Opponent	Score	RPI	S	Opponent	Score
3	A	Maryland	61 70	27	A	Duke	63 42	62	H	Boston College	66 63	102	A	Michigan St.	76 48
3	H	Maryland	81 58	34	A	Michigan	66 60	89	H	Nebraska	60 56	102	H	Michigan St.	85 55
14	A	Indiana	71 69	34	H	Michigan	81 73	91	A	Minnesota	56 54	112	H	UT Arlington	74 47
15	H	Iowa	51 77	34	N	Michigan	59 67					126	H	Colgate	73 44
17	A	Ohio St.	69 55	45	H	Purdue	61 56					133	H	Valparaiso	69 48
18	H	DePaul	68 70	47	H	Rutgers	82 65					150	A	Wisconsin	82 66
23	A	Marquette	64 56									167	H	Dartmouth	79 37
												202	A	Illinois	77 50
												202	H	Illinois	75 58
												217	A	Penn St.	82 59
												217	H	Penn St.	85 59
												242	N	East Carolina	64 45
												270	N	Xavier	79 59
												279	H	Loyola Maryland	67 46
LAST 10 Division I															
				34	N	Michigan	59 67	89	H	Nebraska	60 56				
				202	H	Illinois	75 58	34	A	Michigan	66 60				
				17	A	Ohio St.	69 55	102	H	Michigan St.	85 55				
				150	A	Wisconsin	82 66	217	A	Penn St.	82 59				
				47	H	Rutgers	82 65	34	H	Michigan	81 73				

Non-Div I Games:

Northwestern

■ Loss,
 ■ Non-Conf,
 ■ S Site,
 ■ H Home
 ■ A Away
 N Neutral

Average RPI Win:	316	WON-LOST	WINNING	LAST 10	STRENGTH OF	OPP. STRENGTH	TEAM	ADJ.	CONF.	ADJ CONF.
Average RPI Loss:	186	RECORD	PCT. RANK	GAMES	SCHEDULE	OF SCHEDULE	RPI	RPI	RPI	RPI
DIV. I ONLY	5- 21	322	2-8	307	285	335	335	23	23	
DIV. I NON-CONF.	1- 5	313	0	219	266	319	319	24	24	
TOTALS	RPI 1-25	RPI 26-50	W-L RECORDS	RPI 51-100	RPI 101-150	RPI 150+				
5- 21	0- 0	0- 2	OVERALL	0- 4	0- 2	5- 13				
4- 8	0- 0	0- 0	HOME	0- 2	0- 1	4- 5				
1- 13	0- 0	0- 2	AWAY	0- 2	0- 1	1- 8				
0- 0	0- 0	0- 0	NEUTRAL	0- 0	0- 0	0- 0				
1- 5	0- 0	0- 2	NON-CONFERENCE	0- 0	0- 1	1- 2				
1- 1	0- 0	0- 0	HOME	0- 0	0- 0	1- 1				
0- 4	0- 0	0- 2	AWAY	0- 0	0- 1	0- 1				
0- 0	0- 0	0- 0	NEUTRAL	0- 0	0- 0	0- 0				
4- 16	0- 0	0- 0	CONFERENCE	0- 4	0- 1	4- 11				
3- 7	0- 0	0- 0	HOME	0- 2	0- 1	3- 4				
1- 9	0- 0	0- 0	AWAY	0- 2	0- 0	1- 7				
0- 0	0- 0	0- 0	NEUTRAL	0- 0	0- 0	0- 0				

RPI S	Opponent	Score	RPI S	Opponent	Score	RPI S	Opponent	Score	RPI S	Opponent	Score	Team's RPI: 335
30	A Arkansas	39 99	43	A Texas	49 91	78	H A&M-Corpus Christi	59 72	135	A Texas Tech	49 79	
						82	A SFA	40 89	145	H Sam Houston St.	69 79	
						82	H SFA	45 61	157	H Jackson St.	49 66	
						85	A Abilene Christian	69 84	172	A New Orleans	76 82	
									172	H New Orleans	63 77	
									239	A Central Ark.	62 80	
									239	H Central Ark.	44 51	
									251	A Southeastern La.	41 66	
									251	H Southeastern La.	56 72	
									255	A Nicholls St.	66 73	
									255	H Nicholls St.	58 54	
									263	A Lamar University	58 61	
									267	A Incarnate Word	39 76	
									267	H Incarnate Word	67 69	
									318	A Houston Baptist	54 46	
									318	H Houston Baptist	69 60	
									344	H Grambling	65 61	
									347	A McNeese	51 61	
									347	H McNeese	70 60	
									348	A La.-Monroe	54 63	
LAST 10 Division I												
239	A Central Ark.	62 80	347	H McNeese	70 60							
172	A New Orleans	76 82	267	A Incarnate Word	39 76							
251	A Southeastern La.	41 66	318	A Houston Baptist	54 46							
82	H SFA	45 61	85	A Abilene Christian	69 84							
255	A Nicholls St.	66 73	239	H Central Ark.	44 51							

Non-Div I Games: LeTourneau 91 61 LSU-Shreveport 63 68 Central Baptist 61 59

Northwestern St.

Loss, Non-Conf, S Site, H Home A Away N Neutral

Notre Dame

Through Games Of March 12, 2020

Average RPI Win:	137	WON-LOST	WINNING	LAST 10	STRENGTH OF	OPP. STRENGTH	TEAM	ADJ.	CONF.	ADJ CONF.
Average RPI Loss:	72	RECORD	PCT. RANK	GAMES	SCHEDULE	OF SCHEDULE	RPI	RPI	RPI	RPI
DIV. I ONLY	13- 18	223	6-4	32	28	123	123	5	5	
DIV. I NON-CONF.	5- 7	205	0	10	8	92	92	4	4	
TOTALS	RPI 1-25	RPI 26-50	W-L RECORDS	RPI 51-100	RPI 101-150	RPI 150+				
13- 18	0- 5	2- 3	OVERALL	4- 7	4- 1	3- 2				
6- 9	0- 3	0- 1	HOME	1- 3	3- 1	2- 1				
6- 6	0- 2	2- 1	AWAY	2- 3	1- 0	1- 0				
1- 3	0- 0	0- 1	NEUTRAL	1- 1	0- 0	0- 1				
5- 7	0- 2	1- 1	NON-CONFERENCE	2- 3	1- 1	1- 0				
2- 4	0- 1	0- 0	HOME	0- 2	1- 1	1- 0				
2- 1	0- 1	1- 0	AWAY	1- 0	0- 0	0- 0				
1- 2	0- 0	0- 1	NEUTRAL	1- 1	0- 0	0- 0				
8- 11	0- 3	1- 2	CONFERENCE	2- 4	3- 0	2- 2				
4- 5	0- 2	0- 1	HOME	1- 1	2- 0	1- 1				
4- 5	0- 1	1- 1	AWAY	1- 3	1- 0	1- 0				
0- 1	0- 0	0- 0	NEUTRAL	0- 0	0- 0	0- 1				

RPI 1-25				RPI 26-50				RPI 51-100				RPI 101+ Team's RPI: 123			
RPI	S	Opponent	Score	RPI	S	Opponent	Score	RPI	S	Opponent	Score	RPI	S	Opponent	Score
4	A	UConn	57 81	27	A	Duke	47 50	62	A	Boston College	55 56	102	H	Michigan St.	69 72
7	A	Louisville	49 82	32	A	Florida St.	70 67	62	H	Boston College	65 75	115	A	Wake Forest	75 71
7	H	Louisville	54 86	34	A	Michigan	76 72	65	H	Tennessee	63 74	120	H	Miami (FL)	76 53
16	H	NC State	56 90	36	N	FGCU	60 69	69	N	South Fla.	67 51	147	H	North Carolina	83 65
18	H	DePaul	94 105	38	H	Virginia Tech	62 68	71	N	South Dakota St.	59 65	148	H	Toledo	54 51
								75	A	Virginia	60 90	225	H	Clemson	55 71
								79	A	Georgia Tech	59 51	279	H	Loyola Maryland	84 60
								87	A	Fordham	60 55	288	A	Pittsburgh	60 52
								91	H	Minnesota	67 75	288	H	Pittsburgh	74 52
								100	A	Syracuse	63 74	288	N	Pittsburgh	65 67
								100	H	Syracuse	72 70				
LAST 10 Division I															
		288	N			Pittsburgh	65 67			7					
		32	A			Florida St.	70 67			62					
		147	H			North Carolina	83 65			288					
		100	H			Syracuse	72 70			115					
		38	H			Virginia Tech	62 68			79					
										A					
										Louisville	49 82				
										Boston College	55 56				
										Pittsburgh	74 52				
										Wake Forest	75 71				
										Georgia Tech	59 51				

Non-Div I Games:

Notre Dame

Loss, Non-Conf, S Site, H Home A Away N Neutral

Average RPI Win: 279	WON-LOST	WINNING	LAST 10	STRENGTH OF	OPP. STRENGTH	TEAM	ADJ.	CONF.	ADJ CONF.
Average RPI Loss: 166	RECORD	PCT. RANK	GAMES	SCHEDULE	OF SCHEDULE	RPI	RPI	RPI	RPI
DIV. I ONLY	9- 19	279	3-7	284	237	290	290	22	22
DIV. I NON-CONF.	3- 6	235	0	286	130	255	255	22	22
TOTALS	RPI 1-25	RPI 26-50	W-L RECORDS	RPI 51-100	RPI 101-150	RPI 150+			
9- 19	0- 1	0- 2	OVERALL	0- 2	1- 2	8- 12			
4- 7	0- 1	0- 1	HOME	0- 1	1- 0	3- 4			
4- 12	0- 0	0- 1	AWAY	0- 1	0- 2	4- 8			
1- 0	0- 0	0- 0	NEUTRAL	0- 0	0- 0	1- 0			
3- 6	0- 1	0- 2	NON-CONFERENCE	0- 0	0- 1	3- 2			
0- 2	0- 1	0- 1	HOME	0- 0	0- 0	0- 0			
2- 4	0- 0	0- 1	AWAY	0- 0	0- 1	2- 2			
1- 0	0- 0	0- 0	NEUTRAL	0- 0	0- 0	1- 0			
6- 13	0- 0	0- 0	CONFERENCE	0- 2	1- 1	5- 10			
4- 5	0- 0	0- 0	HOME	0- 1	1- 0	3- 4			
2- 8	0- 0	0- 0	AWAY	0- 1	0- 1	2- 6			
0- 0	0- 0	0- 0	NEUTRAL	0- 0	0- 0	0- 0			

RPI 1-25				RPI 26-50				RPI 51-100				RPI 101+ Team's RPI: 290			
RPI	S	Opponent	Score	RPI	S	Opponent	Score	RPI	S	Opponent	Score	RPI	S	Opponent	Score
22	H	Central Mich.	47 65	34	A	Michigan	64 79	59	A	IUPUI	41 76	102	A	Michigan St.	56 76
				50	H	Bradley	58 74	59	H	IUPUI	63 89	113	A	Green Bay	51 76
												113	H	Green Bay	93 88
												171	A	Wright St.	66 85
												171	H	Wright St.	60 77
												185	A	Northern Ky.	60 69
												185	H	Northern Ky.	65 67
												190	A	Cleveland St.	64 83
												190	H	Cleveland St.	58 79
												220	A	Milwaukee	67 74
												220	A	Milwaukee	65 73
												220	H	Milwaukee	78 62
												250	N	Jacksonville St.	61 55
												259	A	Youngstown St.	86 73
												259	H	Youngstown St.	74 79
												283	A	Niagara	63 77
												300	A	St. Bonaventure	66 80
												310	A	FIU	58 49
												333	A	Detroit Mercy	71 57
												333	H	Detroit Mercy	65 60
												341	A	UIC	64 70
												341	H	UIC	63 46
												349	A	Chicago St.	98 70
LAST 10 Division I															
220	A	Milwaukee	65 73	113	A	Green Bay	51 76	220	A	Milwaukee	67 74	59	H	IUPUI	63 89
185	H	Northern Ky.	65 67	220	A	Milwaukee	67 74	341	H	UIC	63 46	333	H	Detroit Mercy	65 60
171	H	Wright St.	60 77	59	H	IUPUI	63 89								
259	A	Youngstown St.	86 73												
190	A	Cleveland St.	64 83												

Non-Div I Games: Lourdes 72 53 Concordia (MI) 76 42

Oakland

Loss, Non-Conf, S Site, H Home A Away N Neutral

Average RPI Win: 173	WON-LOST	WINNING	LAST 10	STRENGTH OF	OPP. STRENGTH	TEAM	ADJ.	CONF.	ADJ CONF.
Average RPI Loss: 101	RECORD	PCT. RANK	GAMES	SCHEDULE	OF SCHEDULE	RPI	RPI	RPI	RPI
DIV. I ONLY	19- 11	86	6-4	119	85	80	80	10	10
DIV. I NON-CONF.	7- 4	100	0	135	29	71	71	10	10
TOTALS	RPI 1-25	RPI 26-50	W-L RECORDS	RPI 51-100	RPI 101-150	RPI 150+			
19- 11	1- 3	0- 1	OVERALL	3- 2	2- 2	13- 3			
11- 2	0- 1	0- 0	HOME	3- 0	1- 1	7- 0			
6- 8	1- 2	0- 1	AWAY	0- 2	1- 0	4- 3			
2- 1	0- 0	0- 0	NEUTRAL	0- 0	0- 1	2- 0			
7- 4	1- 1	0- 1	NON-CONFERENCE	1- 1	0- 1	5- 0			
4- 0	0- 0	0- 0	HOME	1- 0	0- 0	3- 0			
2- 3	1- 1	0- 1	AWAY	0- 1	0- 0	1- 0			
1- 1	0- 0	0- 0	NEUTRAL	0- 0	0- 1	1- 0			
12- 7	0- 2	0- 0	CONFERENCE	2- 1	2- 1	8- 3			
7- 2	0- 1	0- 0	HOME	2- 0	1- 1	4- 0			
4- 5	0- 1	0- 0	AWAY	0- 1	1- 0	3- 3			
1- 0	0- 0	0- 0	NEUTRAL	0- 0	0- 0	1- 0			

RPI 1-25				RPI 26-50				RPI 51-100 Team's RPI: 80				RPI 101+			
RPI	S	Opponent	Score	RPI	S	Opponent	Score	RPI	S	Opponent	Score	RPI	S	Opponent	Score
17	A	Ohio St.	74 68	43	A	Texas	60 73	59	H	IUPUI	70 64	101	N	Butler	55 60
19	A	TCU	72 79					76	H	Ball St.	79 71	117	A	Buffalo	76 65
22	A	Central Mich.	90 92					96	A	Kent St.	77 81	117	H	Buffalo	62 63
22	H	Central Mich.	71 73					96	H	Kent St.	63 57	148	H	Toledo	86 58
								100	A	Syracuse	54 66	151	A	Western Mich.	72 73
												151	N	Western Mich.	84 75
												160	A	Eastern Mich.	75 65
												180	A	Northern Ill.	85 79
												180	H	Northern Ill.	87 67
												183	A	Akron	76 79
												183	H	Akron	70 57
												203	H	American	81 69
												207	A	Chattanooga	70 58
												231	A	Miami (OH)	84 70
												231	H	Miami (OH)	92 78
												240	H	Marshall	67 51
												253	A	Bowling Green	68 82
												253	H	Bowling Green	79 69
												267	H	Incarnate Word	78 41
												288	N	Pittsburgh	72 50
LAST 10 Division I															
		151 N Western Mich.	84 75			183 A Akron	76 79								
		231 H Miami (OH)	92 78			148 H Toledo	86 58								
		96 A Kent St.	77 81			231 A Miami (OH)	84 70								
		117 H Buffalo	62 63			96 H Kent St.	63 57								
		253 A Bowling Green	68 82			160 A Eastern Mich.	75 65								

Non-Div I Games:

Ohio

Average RPI Win:	105	WON-LOST	WINNING	LAST 10	STRENGTH OF	OPP. STRENGTH	TEAM	ADJ.	CONF.	ADJ CONF.
Average RPI Loss:	29	RECORD	PCT. RANK	GAMES	SCHEDULE	OF SCHEDULE	RPI	RPI	RPI	RPI
DIV. I ONLY	21- 12	85	7-3	1	8	17	17	2	2	
DIV. I NON-CONF.	7- 4	100	0	3	42	13	13	1	1	
TOTALS	RPI 1-25	RPI 26-50	W-L RECORDS	RPI 51-100	RPI 101-150	RPI 150+				
21- 12	3- 7	3- 3	OVERALL	8- 1	2- 1	5- 0				
8- 5	1- 3	1- 1	HOME	2- 1	1- 0	3- 0				
8- 5	1- 3	1- 1	AWAY	4- 0	0- 1	2- 0				
5- 2	1- 1	1- 1	NEUTRAL	2- 0	1- 0	0- 0				
7- 4	1- 2	0- 1	NON-CONFERENCE	3- 1	1- 0	2- 0				
2- 2	1- 1	0- 0	HOME	0- 1	0- 0	1- 0				
3- 1	0- 1	0- 0	AWAY	2- 0	0- 0	1- 0				
2- 1	0- 0	0- 1	NEUTRAL	1- 0	1- 0	0- 0				
14- 8	2- 5	3- 2	CONFERENCE	5- 0	1- 1	3- 0				
6- 3	0- 2	1- 1	HOME	2- 0	1- 0	2- 0				
5- 4	1- 2	1- 1	AWAY	2- 0	0- 1	1- 0				
3- 1	1- 1	1- 0	NEUTRAL	1- 0	0- 0	0- 0				

RPI	S	Opponent	Score	RPI	S	Opponent	Score	RPI	S	Opponent	Score	RPI	S	Opponent	Score
3	A	Maryland	62 72	26	N	South Dakota	53 68	61	A	Cincinnati	78 73	102	A	Michigan St.	65 68
3	H	Maryland	65 85	34	H	Michigan	78 69	66	N	UNI	64 46	133	N	Valparaiso	89 38
3	N	Maryland	65 82	34	N	Michigan	66 60	80	H	Ohio	68 74	150	H	Wisconsin	82 74
4	H	UConn	62 73	45	A	Purdue	77 56	89	A	Nebraska	80 74	170	H	Radford	70 57
6	A	Stanford	52 71	45	H	Purdue	50 66	89	H	Nebraska	65 52	202	A	Illinois	78 58
7	H	Louisville	67 60	47	A	Rutgers	57 59	91	A	Minnesota	66 63	202	H	Illinois	77 47
11	H	Northwestern	55 69					91	H	Minnesota	99 76	217	H	Penn St.	80 70
14	A	Indiana	80 76					91	N	Minnesota	77 56	309	A	Sacramento St.	104 74
15	A	Iowa	68 77					96	A	Kent St.	75 65				
15	N	Iowa	87 66												
LAST 10 Division I															
3	N	Maryland	65 82	11	H	Northwestern	55 69								
34	N	Michigan	66 60	47	A	Rutgers	57 59								
15	N	Iowa	87 66	89	H	Nebraska	65 52								
91	N	Minnesota	77 56	14	A	Indiana	80 76								
45	A	Purdue	77 56	91	H	Minnesota	99 76								

Non-Div I Games:

Ohio St.

■ Loss,
 ■ Non-Conf, S Site,
 ■ Home
 ■ Away
 N Neutral

Average RPI Win: 97		WON-LOST	WINNING	LAST 10	STRENGTH OF	OPP. STRENGTH	TEAM	ADJ.	CONF.	ADJ CONF.
Average RPI Loss: 68		RECORD	PCT. RANK	GAMES	SCHEDULE	OF SCHEDULE	RPI	RPI	RPI	RPI
DIV. I ONLY		12- 18	232	1-8	2	41	92	92	3	3
DIV. I NON-CONF.		7- 5	131	0	4	89	49	49	3	3
TOTALS		RPI 1-25	RPI 26-50	W-L RECORDS		RPI 51-100	RPI 101-150	RPI 150+		
12- 18	1- 6	2- 4		OVERALL		5- 3	3- 3	1- 2		
9- 8	1- 3	2- 1		HOME		3- 2	2- 2	1- 0		
3- 9	0- 2	0- 3		AWAY		2- 1	1- 1	0- 2		
0- 1	0- 1	0- 0		NEUTRAL		0- 0	0- 0	0- 0		
7- 5	1- 2	1- 1		NON-CONFERENCE		2- 0	2- 0	1- 2		
7- 1	1- 1	1- 0		HOME		2- 0	2- 0	1- 0		
0- 3	0- 0	0- 1		AWAY		0- 0	0- 0	0- 2		
0- 1	0- 1	0- 0		NEUTRAL		0- 0	0- 0	0- 0		
5- 13	0- 4	1- 3		CONFERENCE		3- 3	1- 3	0- 0		
2- 7	0- 2	1- 1		HOME		1- 2	0- 2	0- 0		
3- 6	0- 2	0- 2		AWAY		2- 1	1- 1	0- 0		
0- 0	0- 0	0- 0		NEUTRAL		0- 0	0- 0	0- 0		

RPI	S	Opponent	Score	RPI	S	Opponent	Score	RPI	S	Opponent	Score	RPI	S	Opponent	Score
4	N	UConn	53 97	31	A	Western Ky.	63 74	67	A	Oklahoma St.	77 75	108	H	UAB	82 75
5	A	Baylor	69 101	35	H	LSU	90 68	67	H	Oklahoma St.	69 73	132	A	Kansas	94 82
5	H	Baylor	56 77	41	A	Iowa St.	59 63	70	A	West Virginia	73 49	132	H	Kansas	80 83
8	H	Missouri St.	90 96	41	H	Iowa St.	81 72	70	H	West Virginia	68 58	135	A	Texas Tech	84 89
19	A	TCU	71 96	43	A	Texas	76 86	77	A	Kansas St.	74 92	135	H	Texas Tech	94 106
19	H	TCU	63 82	43	H	Texas	53 70	77	H	Kansas St.	85 87	145	H	Sam Houston St.	95 71
25	H	Drake	93 84					82	H	SFA	75 62	165	A	Wichita St.	83 88
								85	H	Abilene Christian	78 65	214	A	Houston	69 85
												306	H	Prairie View	94 48
LAST 10 Division I															
135	H	Texas Tech	94 106	77	H	Kansas St.	85 87								
19	A	TCU	71 96	67	H	Oklahoma St.	69 73								
43	A	Texas	76 86	41	A	Iowa St.	59 63								
132	H	Kansas	80 83	70	H	West Virginia	68 58								
5	A	Baylor	69 101	132	A	Kansas	94 82								

Non-Div I Games:

Oklahoma

■ Loss,
■ Non-Conf, S Site,
■ Home
■ Away
N Neutral

Average RPI Win:	139	WON-LOST	WINNING	LAST 10	STRENGTH OF	OPP. STRENGTH	TEAM	ADJ.	CONF.	ADJ CONF.
Average RPI Loss:	45	RECORD	PCT. RANK	GAMES	SCHEDULE	OF SCHEDULE	RPI	RPI	RPI	RPI
DIV. I ONLY	15- 15	174	3-6	10	38	67	67	3	3	
DIV. I NON-CONF.	9- 3	63	0	16	99	24	24	3	3	
TOTALS	RPI 1-25	RPI 26-50	W-L RECORDS	RPI 51-100	RPI 101-150	RPI 150+				
15- 15	0- 7	0- 4	OVERALL	6- 2	4- 2	5- 0				
10- 6	0- 2	0- 2	HOME	3- 2	3- 0	4- 0				
4- 7	0- 3	0- 2	AWAY	3- 0	0- 2	1- 0				
1- 2	0- 2	0- 0	NEUTRAL	0- 0	1- 0	0- 0				
9- 3	0- 3	0- 0	NON-CONFERENCE	2- 0	2- 0	5- 0				
7- 0	0- 0	0- 0	HOME	2- 0	1- 0	4- 0				
1- 1	0- 1	0- 0	AWAY	0- 0	0- 0	1- 0				
1- 2	0- 2	0- 0	NEUTRAL	0- 0	1- 0	0- 0				
6- 12	0- 4	0- 4	CONFERENCE	4- 2	2- 2	0- 0				
3- 6	0- 2	0- 2	HOME	1- 2	2- 0	0- 0				
3- 6	0- 2	0- 2	AWAY	3- 0	0- 2	0- 0				
0- 0	0- 0	0- 0	NEUTRAL	0- 0	0- 0	0- 0				

RPI 1-25				RPI 26-50				RPI 51-100				RPI 101+			
RPI	S	Opponent	Score	RPI	S	Opponent	Score	RPI	S	Opponent	Score	RPI	S	Opponent	Score
2	N	Oregon	72 89	41	A	Iowa St.	63 74	53	H	Rice	69 38	112	N	UT Arlington	60 47
5	A	Baylor	48 94	41	H	Iowa St.	63 64	70	A	West Virginia	57 55	131	H	Duquesne	84 41
5	H	Baylor	42 69	43	A	Texas	52 63	70	H	West Virginia	60 57	132	A	Kansas	69 77
7	N	Louisville	48 69	43	H	Texas	56 61	77	A	Kansas St.	70 63	132	H	Kansas	67 49
19	A	TCU	37 49					77	H	Kansas St.	52 62	135	A	Texas Tech	79 109
19	H	TCU	68 72					92	A	Oklahoma	73 69	135	H	Texas Tech	74 58
21	A	Texas A&M	62 74					92	H	Oklahoma	75 77	169	H	Idaho St.	70 52
								99	H	Idaho	62 47	198	H	Oral Roberts	78 44
												227	H	Southern U.	72 59
												258	A	Tulsa	78 48
												263	H	Lamar University	74 53
LAST 10 Division I															
43	A	Texas	52 63	5	H	Baylor	42 69								
77	H	Kansas St.	52 62	92	A	Oklahoma	73 69								
132	A	Kansas	69 77	70	H	West Virginia	60 57								
135	H	Texas Tech	74 58	41	A	Iowa St.	63 74								
19	A	TCU	37 49	135	A	Texas Tech	79 109								

Non-Div I Games:

Oklahoma St.

■ Loss,
 ■ Non-Conf,
 ■ S Site,
 ■ H Home
 ■ A Away
 N Neutral

Old Dominion

Through Games Of March 12, 2020

Average RPI Win:	182	WON-LOST	WINNING	LAST 10	STRENGTH OF	OPP. STRENGTH	TEAM	ADJ.	CONF.	ADJ CONF.
Average RPI Loss:	82	RECORD	PCT. RANK	GAMES	SCHEDULE	OF SCHEDULE	RPI	RPI	RPI	RPI
DIV. I ONLY	24- 6	24	6-3	89	146	33	33	13	13	
DIV. I NON-CONF.	10- 2	29	0	109	178	30	30	16	16	
TOTALS	RPI 1-25	RPI 26-50	W-L RECORDS	RPI 51-100	RPI 101-150	RPI 150+				
24- 6	0- 0	2- 0	OVERALL	3- 4	5- 2	14- 0				
14- 1	0- 0	1- 0	HOME	2- 0	3- 1	8- 0				
9- 5	0- 0	1- 0	AWAY	0- 4	2- 1	6- 0				
1- 0	0- 0	0- 0	NEUTRAL	1- 0	0- 0	0- 0				
10- 2	0- 0	0- 0	NON-CONFERENCE	1- 2	5- 0	4- 0				
6- 0	0- 0	0- 0	HOME	0- 0	3- 0	3- 0				
3- 2	0- 0	0- 0	AWAY	0- 2	2- 0	1- 0				
1- 0	0- 0	0- 0	NEUTRAL	1- 0	0- 0	0- 0				
14- 4	0- 0	2- 0	CONFERENCE	2- 2	0- 2	10- 0				
8- 1	0- 0	1- 0	HOME	2- 0	0- 1	5- 0				
6- 3	0- 0	1- 0	AWAY	0- 2	0- 1	5- 0				
0- 0	0- 0	0- 0	NEUTRAL	0- 0	0- 0	0- 0				

RPI S	Opponent	Score	RPI S	Opponent	Score	Team's RPI: 33	RPI S	Opponent	Score	RPI S	Opponent	Score
			31	H Western Ky.	76 65		53	A Rice	70 73	104	A William & Mary	69 58
			46	A Middle Tenn.	67 56		53	H Rice	66 59	108	A UAB	65 76
							60	A Charlotte	59 63	108	H UAB	61 64
							60	H Charlotte	54 51	114	A Auburn	89 77
							75	A Virginia	53 56	125	H Richmond	73 51
							90	A VCU	49 62	128	H Campbell	59 44
							99	N Idaho	67 55	137	H Hampton	75 38
										154	H Mt. St. Mary's	85 34
										208	A Fla. Atlantic	75 63
										208	H Fla. Atlantic	60 49
										209	A UTEP	77 69
										212	H Southern Miss.	67 50
										235	H North Texas	71 66
										240	A Marshall	64 54
										240	H Marshall	57 46
										249	H Louisiana Tech	77 61
										291	H Winthrop	68 44
										294	A Cal Poly	61 55
										307	H UMES	48 39
										310	A FIU	66 39
										321	A UTSA	62 43
LAST 10 Division I												
			53	A Rice	70 73		235	H North Texas	71 66			
			108	H UAB	61 64		53	H Rice	66 59			
			208	H Fla. Atlantic	60 49		209	A UTEP	77 69			
			240	A Marshall	64 54		321	A UTSA	62 43			
			60	A Charlotte	59 63		249	H Louisiana Tech	77 61			

Non-Div I Games:

Old Dominion

Loss, Non-Conf, S Site, H Home A Away N Neutral

Average RPI Win:	291	WON-LOST	WINNING	LAST 10	STRENGTH OF	OPP. STRENGTH	TEAM	ADJ.	CONF.	ADJ CONF.
Average RPI Loss:	104	RECORD	PCT. RANK	GAMES	SCHEDULE	OF SCHEDULE	RPI	RPI	RPI	RPI
DIV. I ONLY	7- 23	310	0-10	145	88	301	301	4	4	
DIV. I NON-CONF.	7- 6	161	0	308	349	291	291	5	5	
TOTALS	RPI 1-25	RPI 26-50	W-L RECORDS	RPI 51-100	RPI 101-150	RPI 150+				
7- 23	0- 5	0- 2	OVERALL	0- 5	1- 4	6- 7				
6- 11	0- 3	0- 1	HOME	0- 4	1- 0	5- 3				
0- 10	0- 2	0- 1	AWAY	0- 1	0- 4	0- 2				
1- 2	0- 0	0- 0	NEUTRAL	0- 0	0- 0	1- 2				
7- 6	0- 0	0- 0	NON-CONFERENCE	0- 1	1- 1	6- 4				
6- 3	0- 0	0- 0	HOME	0- 1	1- 0	5- 2				
0- 2	0- 0	0- 0	AWAY	0- 0	0- 1	0- 1				
1- 1	0- 0	0- 0	NEUTRAL	0- 0	0- 0	1- 1				
0- 17	0- 5	0- 2	CONFERENCE	0- 4	0- 3	0- 3				
0- 8	0- 3	0- 1	HOME	0- 3	0- 0	0- 1				
0- 8	0- 2	0- 1	AWAY	0- 1	0- 3	0- 1				
0- 1	0- 0	0- 0	NEUTRAL	0- 0	0- 0	0- 1				

RPI 1-25				RPI 26-50				RPI 51-100				RPI 101+ Team's RPI: 301			
RPI	S	Opponent	Score	RPI	S	Opponent	Score	RPI	S	Opponent	Score	RPI	S	Opponent	Score
1	H	South Carolina	32 87	30	H	Arkansas	64 108	65	A	Tennessee	66 77	114	A	Auburn	43 59
10	A	Mississippi St.	39 80	35	A	LSU	44 52	65	H	Tennessee	28 84	127	A	Vanderbilt	47 63
10	H	Mississippi St.	59 84					68	H	Georgia	51 58	135	A	Texas Tech	48 84
21	A	Texas A&M	35 79					72	H	Alabama	56 57	138	A	Florida	72 74
24	H	Kentucky	52 94					88	H	Southeast Mo. St.	53 70	145	H	Sam Houston St.	75 69
												172	H	New Orleans	64 69
												176	A	Missouri	67 82
												176	H	Missouri	57 71
												176	N	Missouri	53 64
												188	H	Louisiana	42 53
												212	A	Southern Miss.	53 59
												249	H	Louisiana Tech	76 53
												288	N	Pittsburgh	50 58
												293	H	Ga. Southern	69 66
												323	N	Alcorn	73 55
												325	H	Alabama St.	93 66
												348	H	La.-Monroe	66 42
												351	H	Mississippi Val.	72 53
LAST 10 Division I															
176	N	Missouri	53 64	30	H	Arkansas	64 108								
10	H	Mississippi St.	59 84	138	A	Florida	72 74								
65	A	Tennessee	66 77	127	A	Vanderbilt	47 63								
176	A	Missouri	67 82	72	H	Alabama	56 57								
24	H	Kentucky	52 94	1	H	South Carolina	32 87								

Non-Div I Games:

Ole Miss

■ Loss,
 ■ Non-Conf,
 ■ S Site,
 ■ H Home
 ■ A Away
 N Neutral

Average RPI Win: 263	WON-LOST	WINNING	LAST 10	STRENGTH OF	OPP. STRENGTH	TEAM	ADJ.	CONF.	ADJ CONF.
Average RPI Loss: 157	RECORD	PCT. RANK	GAMES	SCHEDULE	OF SCHEDULE	RPI	RPI	RPI	RPI
DIV. I ONLY	5- 23	323	1-9	138	255	313	313	19	19
DIV. I NON-CONF.	3- 8	268	0	94	322	257	257	18	18
TOTALS	RPI 1-25	RPI 26-50	W-L RECORDS	RPI 51-100	RPI 101-150	RPI 150+			
5- 23	0- 0	0- 3	OVERALL	0- 6	0- 1	5- 13			
3- 10	0- 0	0- 1	HOME	0- 3	0- 0	3- 6			
1- 11	0- 0	0- 1	AWAY	0- 2	0- 1	1- 7			
1- 2	0- 0	0- 1	NEUTRAL	0- 1	0- 0	1- 0			
3- 8	0- 0	0- 0	NON-CONFERENCE	0- 4	0- 1	3- 3			
2- 3	0- 0	0- 0	HOME	0- 2	0- 0	2- 1			
0- 4	0- 0	0- 0	AWAY	0- 1	0- 1	0- 2			
1- 1	0- 0	0- 0	NEUTRAL	0- 1	0- 0	1- 0			
2- 15	0- 0	0- 3	CONFERENCE	0- 2	0- 0	2- 10			
1- 7	0- 0	0- 1	HOME	0- 1	0- 0	1- 5			
1- 7	0- 0	0- 1	AWAY	0- 1	0- 0	1- 5			
0- 1	0- 0	0- 1	NEUTRAL	0- 0	0- 0	0- 0			

RPI S	Opponent	Score	RPI S	Opponent	Score	RPI S	Opponent	Score	RPI S	Opponent	Score	Team's RPI: 313
26	A South Dakota	44 77	26	H South Dakota	39 71	51	H Creighton	54 67	132	A Kansas	48 63	
26	N South Dakota	40 99	26	N South Dakota	40 99	66	H UNI	45 81	185	A Northern Ky.	40 57	
						71	A South Dakota St.	59 69	190	H Cleveland St.	66 79	
						71	H South Dakota St.	51 68	198	A Oral Roberts	57 84	
						77	A Kansas St.	48 73	198	H Oral Roberts	60 54	
						90	N VCU	66 74	200	A Eastern Ill.	52 65	
									204	H UMKC	57 53	
									216	A Western Ill.	66 79	
									216	H Western Ill.	69 83	
									218	A North Dakota	57 63	
									218	H North Dakota	67 71	
									222	H Morgan St.	70 64	
									243	A Denver	60 66	
									243	H Denver	80 86	
									257	A North Dakota St.	64 67	
									257	H North Dakota St.	65 74	
									339	A Purdue Fort Wayne	65 51	
									339	H Purdue Fort Wayne	57 58	
									351	N Mississippi Val.	78 70	
LAST 10 Division I												
26	N South Dakota	40 99	243	H Denver	80 86							
257	A North Dakota St.	64 67	198	A Oral Roberts	57 84							
218	H North Dakota	67 71	71	A South Dakota St.	59 69							
339	A Purdue Fort Wayne	65 51	257	H North Dakota St.	65 74							
216	A Western Ill.	66 79	26	H South Dakota	39 71							

Non-Div I Games: Peru St. 92 58 Graceland (IA) 85 46

Omaha

■ Loss,
 ■ Non-Conf,
 ■ S Site,
 ■ Home
 ■ Away
 N Neutral

Oral Roberts

Through Games Of March 12, 2020

Average RPI Win:	244	WON-LOST	WINNING	LAST 10	STRENGTH OF	OPP. STRENGTH	TEAM	ADJ.	CONF.	ADJ CONF.
Average RPI Loss:	133	RECORD	PCT. RANK	GAMES	SCHEDULE	OF SCHEDULE	RPI	RPI	RPI	RPI
DIV. I ONLY	13- 16	205	6-4	198	162	198	198	19	19	
DIV. I NON-CONF.	3- 8	268	0	194	62	273	273	18	18	
TOTALS	RPI 1-25	RPI 26-50	W-L RECORDS	RPI 51-100	RPI 101-150	RPI 150+				
13- 16	0- 0	0- 4	OVERALL	0- 5	1- 1	12- 6				
9- 3	0- 0	0- 1	HOME	0- 1	1- 0	8- 1				
3- 12	0- 0	0- 2	AWAY	0- 4	0- 1	3- 5				
1- 1	0- 0	0- 1	NEUTRAL	0- 0	0- 0	1- 0				
3- 8	0- 0	0- 1	NON-CONFERENCE	0- 3	1- 1	2- 3				
3- 1	0- 0	0- 0	HOME	0- 0	1- 0	2- 1				
0- 7	0- 0	0- 1	AWAY	0- 3	0- 1	0- 2				
0- 0	0- 0	0- 0	NEUTRAL	0- 0	0- 0	0- 0				
10- 8	0- 0	0- 3	CONFERENCE	0- 2	0- 0	10- 3				
6- 2	0- 0	0- 1	HOME	0- 1	0- 0	6- 0				
3- 5	0- 0	0- 1	AWAY	0- 1	0- 0	3- 3				
1- 1	0- 0	0- 1	NEUTRAL	0- 0	0- 0	1- 0				

RPI 1-25			RPI 26-50			RPI 51-100			RPI 101+ Team's RPI: 198		
RPI	S	Opponent	Score	RPI	S	Opponent	Score	RPI	S	Opponent	Score
26	A	South Dakota	56 79	26	H	South Dakota	73 77	67	A	Oklahoma St.	44 78
26	H	South Dakota	73 77	26	N	South Dakota	43 65	71	A	South Dakota St.	44 58
26	N	South Dakota	43 65	30	A	Arkansas	64 96	71	H	South Dakota St.	61 76
								77	A	Kansas St.	69 109
								89	A	Nebraska	67 77
LAST 10 Division I											
26	N	South Dakota	43 65	26	H	South Dakota	73 77	106	A	Utah	58 78
216	N	Western Ill.	74 66	313	H	Omaha	84 57	145	H	Sam Houston St.	64 41
339	H	Purdue Fort Wayne	96 59	257	A	North Dakota St.	80 76	165	H	Wichita St.	79 66
216	H	Western Ill.	71 60	218	A	North Dakota	86 72	189	A	Southern Utah	58 72
243	A	Denver	79 91	218	H	South Dakota St.	61 76	216	A	Western Ill.	61 75
				243	H	Denver	84 72	216	H	Western Ill.	71 60
				248	H	Texas St.	63 57	216	N	Western Ill.	74 66
				257	A	North Dakota St.	80 76	218	A	North Dakota	86 72
				257	H	North Dakota St.	70 62	218	H	North Dakota	75 52
				258	A	Tulsa	65 67	243	A	Denver	79 91
				313	A	Omaha	54 60	243	H	Denver	84 72
				313	H	Omaha	84 57	248	H	Texas St.	63 57
				318	H	Houston Baptist	73 74	257	A	North Dakota St.	80 76
				339	A	Purdue Fort Wayne	79 73	257	H	North Dakota St.	70 62
				339	H	Purdue Fort Wayne	96 59	258	A	Tulsa	65 67

Non-Div I Games: Rogers St. 80 40 Cent. Christian (KS114 60

Oral Roberts

Loss, Non-Conf, S Site, H Home A Away N Neutral

Average RPI Win:	93	WON-LOST	WINNING	LAST 10	STRENGTH OF	OPP. STRENGTH	TEAM	ADJ.	CONF.	ADJ CONF.
Average RPI Loss:	24	RECORD	PCT. RANK	GAMES	SCHEDULE	OF SCHEDULE	RPI	RPI	RPI	RPI
DIV. I ONLY	31- 2	3	10-0	6	7	2	2	1	1	
DIV. I NON-CONF.	11- 1	13	0	56	33	9	9	2	2	
TOTALS	RPI 1-25	RPI 26-50	W-L RECORDS	RPI 51-100	RPI 101-150	RPI 150+				
31- 2	7- 1	4- 1	OVERALL	7- 0	10- 0	3- 0				
15- 0	2- 0	2- 0	HOME	3- 0	6- 0	2- 0				
11- 1	4- 0	1- 1	AWAY	3- 0	2- 0	1- 0				
5- 1	1- 1	1- 0	NEUTRAL	1- 0	2- 0	0- 0				
11- 1	1- 1	0- 0	NON-CONFERENCE	4- 0	3- 0	3- 0				
6- 0	0- 0	0- 0	HOME	2- 0	2- 0	2- 0				
3- 0	1- 0	0- 0	AWAY	1- 0	0- 0	1- 0				
2- 1	0- 1	0- 0	NEUTRAL	1- 0	1- 0	0- 0				
20- 1	6- 0	4- 1	CONFERENCE	3- 0	7- 0	0- 0				
9- 0	2- 0	2- 0	HOME	1- 0	4- 0	0- 0				
8- 1	3- 0	1- 1	AWAY	2- 0	2- 0	0- 0				
3- 0	1- 0	1- 0	NEUTRAL	0- 0	1- 0	0- 0				

RPI	S	Opponent	Score	RPI	S	Opponent	Score	RPI	S	Opponent	Score	RPI	S	Opponent	Score
4	A	UConn	74 56	28	A	Arizona	71 64	67	N	Oklahoma St.	89 72	106	A	Utah	90 63
6	A	Stanford	74 66	28	H	Arizona	85 52	71	H	South Dakota St.	95 56	106	H	Utah	88 51
6	H	Stanford	87 55	28	N	Arizona	88 70	77	H	Kansas St.	89 51	106	N	Utah	79 59
6	N	Stanford	89 56	40	A	Arizona St.	66 72	81	A	Southern California	93 67	109	H	Washington St.	88 57
7	N	Louisville	62 72	40	H	Arizona St.	79 48	95	A	Colorado	101 53	112	N	UT Arlington	91 54
13	A	UCLA	80 66					95	H	Colorado	104 46	124	A	California	93 61
20	A	Oregon St.	66 57					100	A	Syracuse	81 64	124	H	California	105 55
20	H	Oregon St.	76 64									136	H	Texas Southern	99 63
												140	H	Washington	92 56
												144	H	Northeastern	89 47
												280	H	Utah St.	109 52
												284	A	Long Beach St.	81 45
												312	H	UC Riverside	84 41
LAST 10 Division I															
6	N	Stanford	89 56	6	A	Stanford	74 66								
28	N	Arizona	88 70	124	A	California	93 61								
106	N	Utah	79 59	81	A	Southern California	93 67								
140	H	Washington	92 56	13	A	UCLA	80 66								
109	H	Washington St.	88 57	40	H	Arizona St.	79 48								

Non-Div I Games:

Oregon

Oregon St.

Through Games Of March 12, 2020

Average RPI Win:	125	WON-LOST	WINNING	LAST 10	STRENGTH OF	OPP. STRENGTH	TEAM	ADJ.	CONF.	ADJ CONF.
Average RPI Loss:	20	RECORD	PCT. RANK	GAMES	SCHEDULE	OF SCHEDULE	RPI	RPI	RPI	RPI
DIV. I ONLY	23- 9	53	5-5	13	16	20	20	1	1	
DIV. I NON-CONF.	12- 0	1	0	45	147	5	5	2	2	
TOTALS	RPI 1-25	RPI 26-50	W-L RECORDS	RPI 51-100	RPI 101-150	RPI 150+				
23- 9	2- 6	2- 2	OVERALL	4- 1	9- 0	6- 0				
14- 3	2- 2	1- 1	HOME	1- 0	5- 0	5- 0				
5- 5	0- 3	1- 1	AWAY	1- 1	3- 0	0- 0				
4- 1	0- 1	0- 0	NEUTRAL	2- 0	1- 0	1- 0				
12- 0	2- 0	0- 0	NON-CONFERENCE	2- 0	2- 0	6- 0				
8- 0	2- 0	0- 0	HOME	0- 0	1- 0	5- 0				
1- 0	0- 0	0- 0	AWAY	0- 0	1- 0	0- 0				
3- 0	0- 0	0- 0	NEUTRAL	2- 0	0- 0	1- 0				
11- 9	0- 6	2- 2	CONFERENCE	2- 1	7- 0	0- 0				
6- 3	0- 2	1- 1	HOME	1- 0	4- 0	0- 0				
4- 5	0- 3	1- 1	AWAY	1- 1	2- 0	0- 0				
1- 1	0- 1	0- 0	NEUTRAL	0- 0	1- 0	0- 0				

RPI	S	Opponent	Score
2	A	Oregon	64 76
2	H	Oregon	57 66
6	A	Stanford	60 63
6	H	Stanford	58 61
6	N	Stanford	57 68
8	H	Missouri St.	80 69
13	A	UCLA	74 83
18	H	DePaul	98 77

RPI	S	Opponent	Score
28	A	Arizona	63 61
28	H	Arizona	58 65
40	A	Arizona St.	47 55
40	H	Arizona St.	64 62

RPI	S	Opponent	Score
81	A	Southern California	66 72
94	N	BYU	65 34
95	A	Colorado	79 52
95	H	Colorado	72 60
97	N	Liberty	68 55

RPI	S	Opponent	Score
106	A	Utah	77 65
106	H	Utah	77 48
109	H	Washington St.	73 58
109	N	Washington St.	82 55
120	A	Miami (FL)	75 53
124	A	California	76 63
124	H	California	81 44
134	H	Pacific	69 57
140	H	Washington	75 61
163	N	Northern Ariz.	91 57
189	H	Southern Utah	95 45
199	H	Hawaii	64 32
238	H	CSU Bakersfield	69 50
266	H	UC Irvine	86 57
280	H	Utah St.	75 46

LAST 10 Division I

6	N	Stanford	57 68	6	A	Stanford	60 63
109	N	Washington St.	82 55	13	A	UCLA	74 83
109	H	Washington St.	73 58	81	A	Southern California	66 72
140	H	Washington	75 61	28	H	Arizona	58 65
124	A	California	76 63	40	H	Arizona St.	64 62

Non-Div I Games:

Oregon St.

■ Loss,
 ■ Non-Conf, S Site,
 ■ Home
 ■ Away
 N Neutral

Average RPI Win: 213	WON-LOST	WINNING	LAST 10	STRENGTH OF	OPP. STRENGTH	TEAM	ADJ.	CONF.	ADJ CONF.
Average RPI Loss: 110	RECORD	PCT. RANK	GAMES	SCHEDULE	OF SCHEDULE	RPI	RPI	RPI	RPI
DIV. I ONLY	17- 14	146	5-5	143	119	134	134	11	11
DIV. I NON-CONF.	7- 4	100	0	181	187	100	100	11	11
TOTALS	RPI 1-25	RPI 26-50	W-L RECORDS	RPI 51-100	RPI 101-150	RPI 150+			
17- 14	0- 4	1- 0	OVERALL	0- 2	2- 4	14- 4			
9- 4	0- 1	0- 0	HOME	0- 1	1- 1	8- 1			
6- 8	0- 3	1- 0	AWAY	0- 1	1- 1	4- 3			
2- 2	0- 0	0- 0	NEUTRAL	0- 0	0- 2	2- 0			
7- 4	0- 2	1- 0	NON-CONFERENCE	0- 0	0- 1	6- 1			
4- 0	0- 0	0- 0	HOME	0- 0	0- 0	4- 0			
2- 3	0- 2	1- 0	AWAY	0- 0	0- 0	1- 1			
1- 1	0- 0	0- 0	NEUTRAL	0- 0	0- 1	1- 0			
10- 10	0- 2	0- 0	CONFERENCE	0- 2	2- 3	8- 3			
5- 4	0- 1	0- 0	HOME	0- 1	1- 1	4- 1			
4- 5	0- 1	0- 0	AWAY	0- 1	1- 1	3- 2			
1- 1	0- 0	0- 0	NEUTRAL	0- 0	0- 1	1- 0			

RPI 1-25				RPI 26-50				RPI 51-100				RPI 101+ Team's RPI: 134			
RPI	S	Opponent	Score	RPI	S	Opponent	Score	RPI	S	Opponent	Score	RPI	S	Opponent	Score
12	A	Gonzaga	67 68	39	A	Drexel	58 51	94	A	BYU	54 65	103	A	Portland	77 73
12	H	Gonzaga	65 83					94	H	BYU	66 76	103	H	Portland	77 70
13	A	UCLA	57 68									103	N	Portland	69 76
20	A	Oregon St.	57 69									111	A	San Diego	61 66
												111	H	San Diego	64 66
												148	N	Toledo	65 66
												178	A	Pepperdine	54 59
												178	H	Pepperdine	64 63
												193	A	Santa Clara	65 75
												193	H	Santa Clara	71 69
												193	N	Santa Clara	67 49
												201	A	Saint Mary's (CA)	68 66
												201	H	Saint Mary's (CA)	65 53
												204	H	UMKC	89 60
												215	A	San Francisco	84 61
												215	H	San Francisco	61 67
												233	H	SMU	77 49
												238	A	CSU Bakersfield	70 80
												245	A	UC Santa Barbara	63 53
												273	H	Indiana St.	83 66
												298	A	LMU (CA)	87 70
												298	H	LMU (CA)	76 67
												319	N	St. Francis Brooklyn	71 62
												327	H	Weber St.	76 53
LAST 10 Division I															
		103	N	Portland	69 76			94	A	BYU	54 65				
		193	N	Santa Clara	67 49			111	A	San Diego	61 66				
		193	H	Santa Clara	71 69			103	H	Portland	77 70				
		215	H	San Francisco	61 67			12	H	Gonzaga	65 83				
		201	H	Saint Mary's (CA)	65 53			298	A	LMU (CA)	87 70				

Non-Div I Games:

Pacific

■ Loss,
■ Non-Conf,
■ S Site,
■ Home
■ A Away
N Neutral

Average RPI Win:	194	WON-LOST	WINNING	LAST 10	STRENGTH OF	OPP. STRENGTH	TEAM	ADJ.	CONF.	ADJ CONF.
Average RPI Loss:	60	RECORD	PCT. RANK	GAMES	SCHEDULE	OF SCHEDULE	RPI	RPI	RPI	RPI
DIV. I ONLY	19- 7	49	8-2	150	90	56	56	7	7	
DIV. I NON-CONF.	9- 3	63	0	306	103	105	105	8	8	
TOTALS	RPI 1-25	RPI 26-50	W-L RECORDS	RPI 51-100	RPI 101-150	RPI 150+				
19- 7	0- 2	1- 1	OVERALL	1- 2	3- 2	14- 0				
10- 2	0- 1	1- 0	HOME	0- 1	2- 0	7- 0				
9- 5	0- 1	0- 1	AWAY	1- 1	1- 2	7- 0				
0- 0	0- 0	0- 0	NEUTRAL	0- 0	0- 0	0- 0				
9- 3	0- 0	1- 1	NON-CONFERENCE	0- 1	0- 1	8- 0				
5- 0	0- 0	1- 0	HOME	0- 0	0- 0	4- 0				
4- 3	0- 0	0- 1	AWAY	0- 1	0- 1	4- 0				
0- 0	0- 0	0- 0	NEUTRAL	0- 0	0- 0	0- 0				
10- 4	0- 2	0- 0	CONFERENCE	1- 1	3- 1	6- 0				
5- 2	0- 1	0- 0	HOME	0- 1	2- 0	3- 0				
5- 2	0- 1	0- 0	AWAY	1- 0	1- 1	3- 0				
0- 0	0- 0	0- 0	NEUTRAL	0- 0	0- 0	0- 0				

RPI 1-25				RPI 26-50				RPI 51-100 Team's RPI: 56				RPI 101+			
RPI	S	Opponent	Score	RPI	S	Opponent	Score	RPI	S	Opponent	Score	RPI	S	Opponent	Score
9	A	Princeton	44 80	27	A	Duke	50 66	52	A	Yale	53 51	116	A	Temple	72 76
9	H	Princeton	55 75	39	H	Drexel	53 49	52	H	Yale	54 71	118	A	Columbia	51 36
								84	A	Villanova	58 70	118	H	Columbia	86 84
												121	A	Harvard	51 58
												121	H	Harvard	70 48
												167	A	Dartmouth	66 33
												167	H	Dartmouth	67 31
												191	A	Cornell	67 46
												191	H	Cornell	63 41
												194	A	La Salle	65 49
												199	A	Hawaii	70 55
												224	A	Brown	85 73
												224	H	Brown	74 60
												229	H	Stetson	81 41
												237	A	Saint Joseph's	55 45
												264	H	Iona	74 42
												276	H	Siena	92 44
												331	A	NJIT	85 51
												345	H	Hartford	74 46
LAST 10 Division I															
118	A	Columbia	51 36	121	H	Harvard	70 48								
191	A	Cornell	67 46	167	H	Dartmouth	67 31								
224	H	Brown	74 60	52	A	Yale	53 51								
52	H	Yale	54 71	224	A	Brown	85 73								
9	A	Princeton	44 80	191	H	Cornell	63 41								

Non-Div I Games: Chaminade 90 39

Penn

Average RPI Win:	208	WON-LOST	WINNING	LAST 10	STRENGTH OF	OPP. STRENGTH	TEAM	ADJ.	CONF.	ADJ CONF.
Average RPI Loss:	80	RECORD	PCT. RANK	GAMES	SCHEDULE	OF SCHEDULE	RPI	RPI	RPI	RPI
DIV. I ONLY	7- 23	310	0-10	33	56	217	217	2	2	
DIV. I NON-CONF.	6- 5	151	0	193	274	203	203	1	1	
<hr/>										
TOTALS	RPI 1-25	RPI 26-50	W-L RECORDS	RPI 51-100	RPI 101-150	RPI 150+				
7- 23	0- 8	0- 5	OVERALL	1- 4	1- 2	5- 4				
5- 11	0- 4	0- 2	HOME	1- 2	1- 0	3- 3				
1- 10	0- 4	0- 3	AWAY	0- 1	0- 2	1- 0				
1- 2	0- 0	0- 0	NEUTRAL	0- 1	0- 0	1- 1				
6- 5	0- 1	0- 0	NON-CONFERENCE	1- 1	0- 0	5- 3				
4- 3	0- 0	0- 0	HOME	1- 1	0- 0	3- 2				
1- 1	0- 1	0- 0	AWAY	0- 0	0- 0	1- 0				
1- 1	0- 0	0- 0	NEUTRAL	0- 0	0- 0	1- 1				
1- 18	0- 7	0- 5	CONFERENCE	0- 3	1- 2	0- 1				
1- 8	0- 4	0- 2	HOME	0- 1	1- 0	0- 1				
0- 9	0- 3	0- 3	AWAY	0- 1	0- 2	0- 0				
0- 1	0- 0	0- 0	NEUTRAL	0- 1	0- 0	0- 0				

RPI 1-25				RPI 26-50				RPI 51-100				RPI 101+ Team's RPI: 217			
RPI	S	Opponent	Score	RPI	S	Opponent	Score	RPI	S	Opponent	Score	RPI	S	Opponent	Score
3	H	Maryland	69 106	34	A	Michigan	48 82	87	H	Fordham	72 59	102	A	Michigan St.	80 99
9	A	Princeton	55 72	34	H	Michigan	66 80	89	A	Nebraska	58 75	102	H	Michigan St.	86 73
11	A	Northwestern	59 85	45	A	Purdue	68 81	91	H	Minnesota	74 81	150	A	Wisconsin	65 71
11	H	Northwestern	59 82	47	A	Rutgers	39 72	91	N	Minnesota	65 85	192	A	Towson	73 67
14	H	Indiana	60 76	47	H	Rutgers	57 62	93	H	Rider	70 78	194	H	La Salle	67 69
15	A	Iowa	57 100									202	H	Illinois	66 70
15	H	Iowa	66 77									225	H	Clemson	68 55
17	A	Ohio St.	70 80									252	H	George Mason	68 78
<hr/>															
LAST 10 Division I															
		91 N Minnesota	65 85			89 A Nebraska	58 75								
		102 A Michigan St.	80 99			202 H Illinois	66 70								
		34 H Michigan	66 80			47 A Rutgers	39 72								
		15 A Iowa	57 100			11 H Northwestern	59 82								
		3 H Maryland	69 106			15 H Iowa	66 77								

Non-Div I Games:

Penn St.

Pepperdine

Through Games Of March 12, 2020

Average RPI Win:	210	WON-LOST	WINNING	LAST 10	STRENGTH OF	OPP. STRENGTH	TEAM	ADJ.	CONF.	ADJ CONF.
Average RPI Loss:	126	RECORD	PCT. RANK	GAMES	SCHEDULE	OF SCHEDULE	RPI	RPI	RPI	RPI
DIV. I ONLY	14- 15	185	5-5	172	116	178	178	11	11	
DIV. I NON-CONF.	4- 4	164	0	291	211	233	233	11	11	
TOTALS	RPI 1-25	RPI 26-50	W-L RECORDS	RPI 51-100	RPI 101-150	RPI 150+				
14- 15	0- 2	0- 0	OVERALL	1- 3	2- 6	11- 4				
7- 6	0- 1	0- 0	HOME	0- 1	2- 1	5- 3				
5- 8	0- 1	0- 0	AWAY	0- 2	0- 4	5- 1				
2- 1	0- 0	0- 0	NEUTRAL	1- 0	0- 1	1- 0				
4- 4	0- 0	0- 0	NON-CONFERENCE	0- 1	0- 1	4- 2				
2- 2	0- 0	0- 0	HOME	0- 0	0- 0	2- 2				
2- 2	0- 0	0- 0	AWAY	0- 1	0- 1	2- 0				
0- 0	0- 0	0- 0	NEUTRAL	0- 0	0- 0	0- 0				
10- 11	0- 2	0- 0	CONFERENCE	1- 2	2- 5	7- 2				
5- 4	0- 1	0- 0	HOME	0- 1	2- 1	3- 1				
3- 6	0- 1	0- 0	AWAY	0- 1	0- 3	3- 1				
2- 1	0- 0	0- 0	NEUTRAL	1- 0	0- 1	1- 0				

RPI S Opponent	Score	RPI S Opponent	Score	RPI S Opponent	Score	RPI S Opponent	Score	Team's RPI: 178
12 A Gonzaga	36 70			83 A Boise St.	74 76	103 A Portland	67 69	
12 H Gonzaga	50 64			94 A BYU	64 66	103 H Portland	62 64	
				94 H BYU	47 65	109 A Washington St.	48 85	
				94 N BYU	62 51	111 A San Diego	58 62	
						111 H San Diego	73 57	
						111 N San Diego	44 59	
						134 A Pacific	63 64	
						134 H Pacific	59 54	
						159 H UC Davis	70 67	
						193 A Santa Clara	79 61	
						193 H Santa Clara	79 71	
						199 H Hawaii	51 52	
						201 A Saint Mary's (CA)	78 85	
						201 H Saint Mary's (CA)	73 64	
						201 N Saint Mary's (CA)	87 72	
						215 A San Francisco	70 64	
						215 H San Francisco	82 70	
						219 H UNLV	44 69	
						294 H Cal Poly	63 53	
						298 A LMU (CA)	77 66	
						298 H LMU (CA)	77 84	
						311 A New Mexico St.	72 69	
						315 A Eastern Wash.	53 52	
LAST 10 Division I								
111 N San Diego	44 59	12 H Gonzaga	50 64					
94 N BYU	62 51	103 H Portland	62 64					
201 N Saint Mary's (CA)	87 72	298 A LMU (CA)	77 66					
111 A San Diego	58 62	193 A Santa Clara	79 61					
94 A BYU	64 66	215 A San Francisco	70 64					

Non-Div I Games: Concordia (CA) 76 57 Cal St. L.A. 79 56

Pepperdine

Loss, Non-Conf, S Site, H Home A Away N Neutral

Average RPI Win:	238	WON-LOST	WINNING	LAST 10	STRENGTH OF	OPP. STRENGTH	TEAM	ADJ.	CONF.	ADJ CONF.
Average RPI Loss:	96	RECORD	PCT. RANK	GAMES	SCHEDULE	OF SCHEDULE	RPI	RPI	RPI	RPI
DIV. I ONLY	5- 26	327	1-9	105	66	288	288	5	5	
DIV. I NON-CONF.	3- 8	268	0	253	210	309	309	4	4	
TOTALS	RPI 1-25	RPI 26-50	W-L RECORDS	RPI 51-100	RPI 101-150	RPI 150+				
5- 26	0- 3	0- 4	OVERALL	0- 10	2- 5	3- 4				
3- 12	0- 2	0- 2	HOME	0- 4	1- 2	2- 2				
0- 12	0- 1	0- 2	AWAY	0- 4	0- 3	0- 2				
2- 2	0- 0	0- 0	NEUTRAL	0- 2	1- 0	1- 0				
3- 8	0- 0	0- 1	NON-CONFERENCE	0- 3	0- 1	3- 3				
2- 4	0- 0	0- 0	HOME	0- 1	0- 1	2- 2				
0- 3	0- 0	0- 1	AWAY	0- 1	0- 0	0- 1				
1- 1	0- 0	0- 0	NEUTRAL	0- 1	0- 0	1- 0				
2- 18	0- 3	0- 3	CONFERENCE	0- 7	2- 4	0- 1				
1- 8	0- 2	0- 2	HOME	0- 3	1- 1	0- 0				
0- 9	0- 1	0- 1	AWAY	0- 3	0- 3	0- 1				
1- 1	0- 0	0- 0	NEUTRAL	0- 1	1- 0	0- 0				

RPI 1-25				RPI 26-50				RPI 51-100				RPI 101+ Team's RPI: 288			
RPI	S	Opponent	Score	RPI	S	Opponent	Score	RPI	S	Opponent	Score	RPI	S	Opponent	Score
7	A	Louisville	49 83	27	H	Duke	56 73	61	A	Cincinnati	53 69	115	H	Wake Forest	53 48
7	H	Louisville	47 79	32	H	Florida St.	41 66	62	A	Boston College	59 70	120	A	Miami (FL)	54 73
16	H	NC State	44 88	37	A	UCF	58 74	62	H	Boston College	70 79	123	A	Notre Dame	52 74
				38	A	Virginia Tech	56 68	73	H	Stony Brook	56 59	123	H	Notre Dame	52 60
								75	A	Virginia	55 66	123	N	Notre Dame	67 65
								79	H	Georgia Tech	48 77	131	H	Duquesne	62 81
								79	N	Georgia Tech	58 68	147	A	North Carolina	62 70
								80	N	Ohio	50 72	217	A	Penn St.	73 78
								100	A	Syracuse	53 71	225	A	Clemson	67 75
								100	H	Syracuse	51 69	231	H	Miami (OH)	71 80
												256	H	Georgetown	56 66
												301	N	Ole Miss	58 50
												304	H	Fairleigh Dickinson	69 60
												346	H	Central Conn. St.	81 73
LAST 10 Division I															
		79 N Georgia Tech	58 68			62 A Boston College	59 70								
		123 N Notre Dame	67 65			100 A Syracuse	53 71								
		120 A Miami (FL)	54 73			27 H Duke	56 73								
		75 A Virginia	55 66			123 A Notre Dame	52 74								
		7 H Louisville	47 79			79 H Georgia Tech	48 77								

Non-Div I Games:

Pittsburgh

■ Loss,
 ■ Non-Conf,
 ■ S Site,
 ■ H Home
 ■ A Away
 N Neutral

Average RPI Win:	195	WON-LOST	WINNING	LAST 10	STRENGTH OF	OPP. STRENGTH	TEAM	ADJ.	CONF.	ADJ CONF.
Average RPI Loss:	121	RECORD	PCT. RANK	GAMES	SCHEDULE	OF SCHEDULE	RPI	RPI	RPI	RPI
DIV. I ONLY	19- 11	86	8-2	121	139	103	103	11	11	
DIV. I NON-CONF.	5- 4	140	0	240	310	200	200	11	11	
TOTALS	RPI 1-25	RPI 26-50	W-L RECORDS	RPI 51-100	RPI 101-150	RPI 150+				
19- 11	1- 2	0- 0	OVERALL	2- 2	2- 4	14- 3				
7- 7	0- 1	0- 0	HOME	1- 2	0- 2	6- 2				
9- 4	0- 1	0- 0	AWAY	1- 0	0- 2	8- 1				
3- 0	1- 0	0- 0	NEUTRAL	0- 0	2- 0	0- 0				
5- 4	0- 0	0- 0	NON-CONFERENCE	1- 1	0- 0	4- 3				
2- 3	0- 0	0- 0	HOME	1- 1	0- 0	1- 2				
3- 1	0- 0	0- 0	AWAY	0- 0	0- 0	3- 1				
0- 0	0- 0	0- 0	NEUTRAL	0- 0	0- 0	0- 0				
14- 7	1- 2	0- 0	CONFERENCE	1- 1	2- 4	10- 0				
5- 4	0- 1	0- 0	HOME	0- 1	0- 2	5- 0				
6- 3	0- 1	0- 0	AWAY	1- 0	0- 2	5- 0				
3- 0	1- 0	0- 0	NEUTRAL	0- 0	2- 0	0- 0				

RPI 1-25				RPI 26-50				RPI 51-100				RPI 101+ Team's RPI: 103			
RPI	S	Opponent	Score	RPI	S	Opponent	Score	RPI	S	Opponent	Score	RPI	S	Opponent	Score
12	A	Gonzaga	57 62					64	H	Fresno St.	75 64	111	A	San Diego	55 74
12	H	Gonzaga	42 56					85	H	Abilene Christian	69 76	111	H	San Diego	58 62
12	N	Gonzaga	70 69					94	A	BYU	57 48	111	N	San Diego	64 63
								94	H	BYU	54 66	134	A	Pacific	70 77
												134	H	Pacific	73 77
												134	N	Pacific	76 69
												155	H	Loyola Chicago	64 78
												178	A	Pepperdine	64 62
												178	H	Pepperdine	69 67
												193	A	Santa Clara	80 77
												193	H	Santa Clara	84 62
												197	H	Portland St.	71 77
												201	A	Saint Mary's (CA)	72 53
												201	H	Saint Mary's (CA)	78 65
												215	A	San Francisco	73 66
												215	H	San Francisco	69 49
												246	H	Grand Canyon	73 41
												271	A	Air Force	72 56
												280	A	Utah St.	70 64
												281	A	CSUN	64 73
												298	A	LMU (CA)	89 78
												298	H	LMU (CA)	74 49
												327	A	Weber St.	78 59
LAST 10 Division I															
				111	N	San Diego	64 63					178	A	Pepperdine	64 62
				12	N	Gonzaga	70 69					215	H	San Francisco	69 49
				134	N	Pacific	76 69					193	H	Santa Clara	84 62
				12	H	Gonzaga	42 56					134	A	Pacific	70 77
				298	A	LMU (CA)	89 78					201	A	Saint Mary's (CA)	72 53

Non-Div I Games: Warner Pacific 78 36 Willamette 82 42

Portland

Loss, Non-Conf, S Site, H Home A Away N Neutral

Average RPI Win:	224	WON-LOST	WINNING	LAST 10	STRENGTH OF	OPP. STRENGTH	TEAM	ADJ.	CONF.	ADJ CONF.
Average RPI Loss:	170	RECORD	PCT. RANK	GAMES	SCHEDULE	OF SCHEDULE	RPI	RPI	RPI	RPI
DIV. I ONLY	15- 16	184	4-6	212	243	197	197	18	18	
DIV. I NON-CONF.	5- 4	140	0	74	327	95	95	17	17	
TOTALS	RPI 1-25	RPI 26-50	W-L RECORDS	RPI 51-100	RPI 101-150	RPI 150+				
15- 16	0- 0	0- 0	OVERALL	1- 6	1- 0	13- 10				
7- 6	0- 0	0- 0	HOME	1- 2	0- 0	6- 4				
7- 8	0- 0	0- 0	AWAY	0- 3	1- 0	6- 5				
1- 2	0- 0	0- 0	NEUTRAL	0- 1	0- 0	1- 1				
5- 4	0- 0	0- 0	NON-CONFERENCE	0- 2	1- 0	4- 2				
2- 1	0- 0	0- 0	HOME	0- 1	0- 0	2- 0				
3- 2	0- 0	0- 0	AWAY	0- 1	1- 0	2- 1				
0- 1	0- 0	0- 0	NEUTRAL	0- 0	0- 0	0- 1				
10- 12	0- 0	0- 0	CONFERENCE	1- 4	0- 0	9- 8				
5- 5	0- 0	0- 0	HOME	1- 1	0- 0	4- 4				
4- 6	0- 0	0- 0	AWAY	0- 2	0- 0	4- 4				
1- 1	0- 0	0- 0	NEUTRAL	0- 1	0- 0	1- 0				

RPI 1-25			RPI 26-50			RPI 51-100			RPI 101+ Team's RPI: 197		
RPI	S	Opponent	Score	RPI	S	Opponent	Score	RPI	S	Opponent	Score
						57 A Montana St.	67 98	103 A Portland		77 71	
						57 H Montana St.	62 73	159 A UC Davis		76 70	
						65 H Tennessee	61 88	162 A Montana		55 62	
						83 A Boise St.	57 82	162 H Montana		78 65	
						99 A Idaho	52 65	163 A Northern Ariz.		68 63	
						99 H Idaho	74 53	163 H Northern Ariz.		66 54	
						99 N Idaho	54 56	169 A Idaho St.		69 64	
								169 H Idaho St.		63 68	
								189 A Southern Utah		58 71	
								189 H Southern Utah		72 81	
								204 A UMKC		69 87	
								226 A Northern Colo.		58 77	
								226 H Northern Colo.		51 78	
								236 H Nevada		80 75	
								246 H Grand Canyon		69 46	
								266 A UC Irvine		70 61	
								266 N UC Irvine		75 83	
								309 A Sacramento St.		91 68	
								309 H Sacramento St.		70 73	
								315 A Eastern Wash.		75 79	
								315 H Eastern Wash.		75 58	
								315 N Eastern Wash.		83 70	
								327 A Weber St.		76 57	
								327 H Weber St.		88 63	
LAST 10 Division I											
						99 N Idaho	54 56	169 H Idaho St.		63 68	
						315 N Eastern Wash.	83 70	57 A Montana St.		67 98	
						309 A Sacramento St.	91 68	99 A Idaho		52 65	
						163 A Northern Ariz.	68 63	315 A Eastern Wash.		75 79	
						327 H Weber St.	88 63	226 H Northern Colo.		51 78	

Non-Div I Games: Multnomah 104 48

Portland St.

■ Loss,
■ Non-Conf,
■ S Site,
■ H Home
■ A Away
N Neutral

Average RPI Win:	285	WON-LOST	WINNING	LAST 10	STRENGTH OF	OPP. STRENGTH	TEAM	ADJ.	CONF.	ADJ CONF.
Average RPI Loss:	181	RECORD	PCT. RANK	GAMES	SCHEDULE	OF SCHEDULE	RPI	RPI	RPI	RPI
DIV. I ONLY	9- 19	279	5-5	301	326	306	306	32	32	
DIV. I NON-CONF.	0- 9	338	0	71	13	295	295	31	31	
TOTALS	RPI 1-25	RPI 26-50	W-L RECORDS	RPI 51-100	RPI 101-150	RPI 150+				
9- 19	0- 1	0- 1	OVERALL	0- 3	1- 4	8- 10				
6- 4	0- 0	0- 0	HOME	0- 0	1- 1	5- 3				
3- 13	0- 1	0- 1	AWAY	0- 2	0- 3	3- 6				
0- 2	0- 0	0- 0	NEUTRAL	0- 1	0- 0	0- 1				
0- 9	0- 1	0- 1	NON-CONFERENCE	0- 3	0- 3	0- 1				
0- 1	0- 0	0- 0	HOME	0- 0	0- 1	0- 0				
0- 6	0- 1	0- 1	AWAY	0- 2	0- 2	0- 0				
0- 2	0- 0	0- 0	NEUTRAL	0- 1	0- 0	0- 1				
9- 10	0- 0	0- 0	CONFERENCE	0- 0	1- 1	8- 9				
6- 3	0- 0	0- 0	HOME	0- 0	1- 0	5- 3				
3- 7	0- 0	0- 0	AWAY	0- 0	0- 1	3- 6				
0- 0	0- 0	0- 0	NEUTRAL	0- 0	0- 0	0- 0				

RPI 1-25				RPI 26-50				RPI 51-100				RPI 101+				Team's RPI: 306	
RPI	S	Opponent	Score	RPI	S	Opponent	Score	RPI	S	Opponent	Score	RPI	S	Opponent	Score		
21	A	Texas A&M	38 80	28	A	Arizona	48 83	53	A	Rice	55 77	135	A	Texas Tech	48 82		
								78	N	A&M-Corpus Christi	52 64	136	A	Texas Southern	65 88		
								92	A	Oklahoma	48 94	136	H	Texas Southern	50 47		
												138	H	Florida	44 51		
												150	A	Wisconsin	42 68		
												157	A	Jackson St.	49 53		
												157	H	Jackson St.	62 52		
												227	A	Southern U.	55 59		
												227	A	Southern U.	51 63		
												227	H	Southern U.	48 68		
												231	N	Miami (OH)	52 65		
												232	A	Alabama A&M	44 54		
												232	H	Alabama A&M	60 53		
												323	A	Alcorn	39 77		
												323	H	Alcorn	63 68		
												325	A	Alabama St.	62 59		
												325	H	Alabama St.	52 61		
												328	A	Ark.-Pine Bluff	54 69		
												328	H	Ark.-Pine Bluff	61 51		
												344	A	Grambling	67 54		
												344	H	Grambling	65 58		
												351	A	Mississippi Val.	89 72		
												351	H	Mississippi Val.	81 47		
LAST 10 Division I																	
				227	A	Southern U.	55 59					351	A	Mississippi Val.	89 72		
				227	A	Southern U.	51 63					328	A	Ark.-Pine Bluff	54 69		
				323	A	Alcorn	39 77					157	H	Jackson St.	62 52		
				232	H	Alabama A&M	60 53					344	H	Grambling	65 58		
				325	H	Alabama St.	52 61					136	H	Texas Southern	50 47		

Non-Div I Games: Huston-Tillotson 79 60 Wiley 75 42 Tex. A&M-Kingsville 85 55

Presbyterian

Through Games Of March 12, 2020

Average RPI Win:	278	WON-LOST	WINNING	LAST 10	STRENGTH OF	OPP. STRENGTH	TEAM	ADJ.	CONF.	ADJ CONF.
Average RPI Loss:	198	RECORD	PCT. RANK	GAMES	SCHEDULE	OF SCHEDULE	RPI	RPI	RPI	RPI
DIV. I ONLY	10- 18	263	5-4	300	313	292	292	25	25	
DIV. I NON-CONF.	2- 5	259	0	329	257	315	315	28	28	
TOTALS	RPI 1-25	RPI 26-50	W-L RECORDS	RPI 51-100	RPI 101-150	RPI 150+				
10- 18	0- 0	0- 0	OVERALL	0- 1	0- 5	10- 12				
5- 7	0- 0	0- 0	HOME	0- 0	0- 2	5- 5				
5- 11	0- 0	0- 0	AWAY	0- 1	0- 3	5- 7				
0- 0	0- 0	0- 0	NEUTRAL	0- 0	0- 0	0- 0				
2- 5	0- 0	0- 0	NON-CONFERENCE	0- 1	0- 1	2- 3				
1- 1	0- 0	0- 0	HOME	0- 0	0- 0	1- 1				
1- 4	0- 0	0- 0	AWAY	0- 1	0- 1	1- 2				
0- 0	0- 0	0- 0	NEUTRAL	0- 0	0- 0	0- 0				
8- 13	0- 0	0- 0	CONFERENCE	0- 0	0- 4	8- 9				
4- 6	0- 0	0- 0	HOME	0- 0	0- 2	4- 4				
4- 7	0- 0	0- 0	AWAY	0- 0	0- 2	4- 5				
0- 0	0- 0	0- 0	NEUTRAL	0- 0	0- 0	0- 0				

RPI S	Opponent	Score	RPI S	Opponent	Score	RPI S	Opponent	Score	RPI S	Opponent	Score	Team's RPI: 292
						70	A West Virginia	40 56	128	A Campbell	42 56	
									128	H Campbell	47 53	
									137	A Hampton	53 67	
									137	H Hampton	42 71	
									138	A Florida	46 60	
									158	A Gardner-Webb	56 53	
									158	H Gardner-Webb	64 49	
									170	A Radford	42 54	
									170	H Radford	39 65	
									175	A High Point	55 60	
									175	H High Point	71 79	
									202	A Illinois	52 71	
									260	A UNC Asheville	39 54	
									260	H UNC Asheville	48 64	
									262	H UNCW	60 70	
									268	H Col. of Charleston	58 54	
									272	A Wofford	60 67	
									277	A Longwood	82 73	
									277	A Longwood	82 77	
									277	H Longwood	60 71	
									291	A Winthrop	54 61	
									291	H Winthrop	88 54	
									317	A USC Upstate	60 70	
									317	H USC Upstate	55 42	
									343	A Charleston So.	67 46	
									343	H Charleston So.	76 53	
LAST 10 Division I												
			277	A Longwood	82 73				158	H Gardner-Webb	64 49	
			291	H Winthrop	88 54				343	H Charleston So.	76 53	
			128	A Campbell	42 56				260	H UNC Asheville	48 64	
			175	H High Point	71 79				277	A Longwood	82 77	
			137	A Hampton	53 67				317	A USC Upstate	60 70	

Non-Div I Games: William Peace 72 35 Brevard 74 45

Presbyterian

Loss, Non-Conf, S Site, H Home A Away N Neutral

RPI	S	Opponent	Score
350	A	South Carolina St.	70 49

P
r
e
s
b
y
t
e
r
i
a
n

P
r
e
s
b
y
t
e
r
i
a
n

Presbyterian

Average RPI Win:	151	WON-LOST	WINNING	LAST 10	STRENGTH OF	OPP. STRENGTH	TEAM	ADJ.	CONF.	ADJ CONF.
Average RPI Loss:	15	RECORD	PCT. RANK	GAMES	SCHEDULE	OF SCHEDULE	RPI	RPI	RPI	RPI
DIV. I ONLY	26- 1	2	10-0	83	96	9	9	7	7	
DIV. I NON-CONF.	12- 1	10	0	147	106	23	23	8	8	
TOTALS	RPI 1-25	RPI 26-50	W-L RECORDS	RPI 51-100	RPI 101-150	RPI 150+				
26- 1	0- 1	1- 0	OVERALL	8- 0	5- 0	12- 0				
14- 0	0- 0	1- 0	HOME	3- 0	2- 0	8- 0				
12- 1	0- 1	0- 0	AWAY	5- 0	3- 0	4- 0				
0- 0	0- 0	0- 0	NEUTRAL	0- 0	0- 0	0- 0				
12- 1	0- 1	1- 0	NON-CONFERENCE	4- 0	1- 0	6- 0				
7- 0	0- 0	1- 0	HOME	1- 0	0- 0	5- 0				
5- 1	0- 1	0- 0	AWAY	3- 0	1- 0	1- 0				
0- 0	0- 0	0- 0	NEUTRAL	0- 0	0- 0	0- 0				
14- 0	0- 0	0- 0	CONFERENCE	4- 0	4- 0	6- 0				
7- 0	0- 0	0- 0	HOME	2- 0	2- 0	3- 0				
7- 0	0- 0	0- 0	AWAY	2- 0	2- 0	3- 0				
0- 0	0- 0	0- 0	NEUTRAL	0- 0	0- 0	0- 0				

RPI	S	Opponent	Score	RPI	S	Opponent	Score	RPI	S	Opponent	Score	RPI	S	Opponent	Score
15	A	Iowa	75 77	36	H	FGCU	67 53	52	A	Yale	55 39	118	A	Columbia	77 52
								52	H	Yale	64 49	118	H	Columbia	77 55
								54	A	Marist	62 50	121	A	Harvard	60 46
								56	A	Penn	75 55	121	H	Harvard	66 45
								56	H	Penn	80 44	143	A	George Washington	75 50
								63	A	Seton Hall	78 76	167	A	Dartmouth	66 34
								86	A	Saint Louis	66 50	167	H	Dartmouth	87 55
								93	H	Rider	80 47	176	A	Missouri	68 33
												191	A	Cornell	69 50
												191	H	Cornell	60 29
												217	H	Penn St.	72 55
												224	A	Brown	85 48
												224	H	Brown	81 39
												265	H	New Hampshire	77 37
												282	H	Monmouth	52 40
												319	H	St. Francis Brooklyn	76 44
												345	H	Hartford	73 42
LAST 10 Division I															
191	A	Cornell	69 50	167	H	Dartmouth	87 55								
118	A	Columbia	77 52	121	H	Harvard	66 45								
52	H	Yale	64 49	224	A	Brown	85 48								
224	H	Brown	81 39	52	A	Yale	55 39								
56	H	Penn	80 44	118	H	Columbia	77 55								

Non-Div I Games:

Princeton

■ Loss,
■ Non-Conf,
■ S Site,
■ H Home
■ A Away
N Neutral

Providence

Through Games Of March 12, 2020

Average RPI Win:	218	WON-LOST	WINNING	LAST 10	STRENGTH OF	OPP. STRENGTH	TEAM	ADJ.	CONF.	ADJ CONF.
Average RPI Loss:	86	RECORD	PCT. RANK	GAMES	SCHEDULE	OF SCHEDULE	RPI	RPI	RPI	RPI
DIV. I ONLY	13- 19	231	3-7	165	79	187	187	6	6	
DIV. I NON-CONF.	9- 3	63	0	252	241	88	88	6	6	
TOTALS	RPI 1-25	RPI 26-50	W-L RECORDS	RPI 51-100	RPI 101-150	RPI 150+				
13- 19	0- 5	0- 0	OVERALL	2- 9	2- 2	9- 3				
5- 6	0- 2	0- 0	HOME	2- 3	0- 1	3- 0				
5- 12	0- 3	0- 0	AWAY	0- 5	2- 1	3- 3				
3- 1	0- 0	0- 0	NEUTRAL	0- 1	0- 0	3- 0				
9- 3	0- 0	0- 0	NON-CONFERENCE	1- 2	2- 0	6- 1				
2- 0	0- 0	0- 0	HOME	1- 0	0- 0	1- 0				
5- 2	0- 0	0- 0	AWAY	0- 1	2- 0	3- 1				
2- 1	0- 0	0- 0	NEUTRAL	0- 1	0- 0	2- 0				
4- 16	0- 5	0- 0	CONFERENCE	1- 7	0- 2	3- 2				
3- 6	0- 2	0- 0	HOME	1- 3	0- 1	2- 0				
0- 10	0- 3	0- 0	AWAY	0- 4	0- 1	0- 2				
1- 0	0- 0	0- 0	NEUTRAL	0- 0	0- 0	1- 0				

RPI S	Opponent	Score	RPI S	Opponent	Score	RPI S	Opponent	Score	RPI S	Opponent	Score	Team's RPI: 187
18 A	DePaul	71 93				51 A	Creighton	63 72	101 A	Butler	42 51	
18 A	DePaul	59 95				51 H	Creighton	68 77	101 H	Butler	47 50	
18 H	DePaul	67 80				52 A	Yale	79 82	106 A	Utah	67 60	
23 A	Marquette	55 85				58 A	St. John's (NY)	58 64	149 A	Massachusetts	72 63	
23 H	Marquette	50 60				58 H	St. John's (NY)	54 53	210 N	Rhode Island	58 51	
						62 H	Boston College	76 60	213 H	UMass Lowell	63 38	
						63 A	Seton Hall	55 97	230 A	New Mexico	68 86	
						63 H	Seton Hall	45 71	256 A	Georgetown	53 62	
						76 N	Ball St.	51 52	256 H	Georgetown	62 55	
						84 A	Villanova	49 51	256 N	Georgetown	49 46	
						84 H	Villanova	63 74	270 A	Xavier	42 61	
									270 H	Xavier	60 48	
									282 A	Monmouth	68 52	
									298 N	LMU (CA)	48 45	
									324 A	Bryant	76 32	
									345 A	Hartford	75 57	
LAST 10 Division I												
18 A	DePaul	59 95	270 A	Xavier	42 61							
256 N	Georgetown	49 46	58 H	St. John's (NY)	54 53							
84 H	Villanova	63 74	63 H	Seton Hall	45 71							
256 H	Georgetown	62 55	51 H	Creighton	68 77							
101 A	Butler	42 51	18 A	DePaul	71 93							

Non-Div I Games:

Providence

Loss, Non-Conf, S Site, H Home A Away N Neutral

Average RPI Win:	139	WON-LOST	WINNING	LAST 10	STRENGTH OF	OPP. STRENGTH	TEAM	ADJ.	CONF.	ADJ CONF.
Average RPI Loss:	29	RECORD	PCT. RANK	GAMES	SCHEDULE	OF SCHEDULE	RPI	RPI	RPI	RPI
DIV. I ONLY	18- 14	139	3-7	15	6	45	45	2	2	
DIV. I NON-CONF.	9- 3	63	0	25	16	14	14	1	1	
TOTALS	RPI 1-25	RPI 26-50	W-L RECORDS	RPI 51-100	RPI 101-150	RPI 150+				
18- 14	2- 9	2- 3	OVERALL	2- 1	4- 1	8- 0				
9- 6	0- 3	1- 1	HOME	1- 1	1- 1	6- 0				
6- 6	1- 4	0- 2	AWAY	1- 0	2- 0	2- 0				
3- 2	1- 2	1- 0	NEUTRAL	0- 0	1- 0	0- 0				
9- 3	1- 2	2- 1	NON-CONFERENCE	1- 0	0- 0	5- 0				
6- 0	0- 0	1- 0	HOME	1- 0	0- 0	4- 0				
1- 2	0- 1	0- 1	AWAY	0- 0	0- 0	1- 0				
2- 1	1- 1	1- 0	NEUTRAL	0- 0	0- 0	0- 0				
9- 11	1- 7	0- 2	CONFERENCE	1- 1	4- 1	3- 0				
3- 6	0- 3	0- 1	HOME	0- 1	1- 1	2- 0				
5- 4	1- 3	0- 1	AWAY	1- 0	2- 0	1- 0				
1- 1	0- 1	0- 0	NEUTRAL	0- 0	1- 0	0- 0				

RPI 1-25				RPI 26-50				RPI 51-100				RPI 101+			
RPI	S	Opponent	Score	RPI	S	Opponent	Score	RPI	S	Opponent	Score	RPI	S	Opponent	Score
1	A	South Carolina	49 85	31	H	Western Ky.	67 50	89	A	Nebraska	76 68	102	A	Michigan St.	76 66
3	A	Maryland	45 88	34	A	Michigan	63 66	91	H	Minnesota	59 72	102	H	Michigan St.	63 65
3	N	Maryland	62 74	38	A	Virginia Tech	54 67	96	H	Kent St.	77 64	102	N	Michigan St.	72 63
11	A	Northwestern	56 61	40	N	Arizona St.	59 52					150	A	Wisconsin	62 59
12	N	Gonzaga	50 63	47	H	Rutgers	53 59					150	H	Wisconsin	72 61
14	A	Indiana	48 66									180	H	Northern Ill.	68 63
14	H	Indiana	54 66									202	A	Illinois	70 58
15	H	Iowa	71 83									202	H	Illinois	81 67
17	A	Ohio St.	66 50									207	A	Chattanooga	66 34
17	H	Ohio St.	56 77									216	H	Western Ill.	66 59
25	N	Drake	67 47									217	H	Penn St.	81 68
												220	H	Milwaukee	68 55
												253	H	Bowling Green	81 74
LAST 10 Division I															
		3 N Maryland	62 74			202 A Illinois	70 58								
		102 N Michigan St.	72 63			150 A Wisconsin	62 59								
		17 H Ohio St.	56 77			15 H Iowa	71 83								
		3 A Maryland	45 88			34 A Michigan	63 66								
		102 H Michigan St.	63 65			14 H Indiana	54 66								

Non-Div I Games:

Purdue

■ Loss,
■ Non-Conf,
■ S Site,
■ H Home
■ A Away
N Neutral

RPI

Quinnipiac

Through Games Of March 12, 2020

Average RPI Win:	267	WON-LOST	WINNING	LAST 10	STRENGTH OF	OPP. STRENGTH	TEAM	ADJ.	CONF.	ADJ CONF.
Average RPI Loss:	117	RECORD	PCT. RANK	GAMES	SCHEDULE	OF SCHEDULE	RPI	RPI	RPI	RPI
DIV. I ONLY	15- 14	161	4-5	167	234	179	179	24	24	
DIV. I NON-CONF.	3- 6	235	0	39	41	166	166	25	25	
TOTALS	RPI 1-25	RPI 26-50	W-L RECORDS	RPI 51-100	RPI 101-150	RPI 150+				
15- 14	0- 1	1- 2	OVERALL	0- 5	0- 2	14- 4				
8- 7	0- 0	1- 1	HOME	0- 2	0- 2	7- 2				
7- 7	0- 1	0- 1	AWAY	0- 3	0- 0	7- 2				
0- 0	0- 0	0- 0	NEUTRAL	0- 0	0- 0	0- 0				
3- 6	0- 1	1- 2	NON-CONFERENCE	0- 1	0- 2	2- 0				
2- 3	0- 0	1- 1	HOME	0- 0	0- 2	1- 0				
1- 3	0- 1	0- 1	AWAY	0- 1	0- 0	1- 0				
0- 0	0- 0	0- 0	NEUTRAL	0- 0	0- 0	0- 0				
12- 8	0- 0	0- 0	CONFERENCE	0- 4	0- 0	12- 4				
6- 4	0- 0	0- 0	HOME	0- 2	0- 0	6- 2				
6- 4	0- 0	0- 0	AWAY	0- 2	0- 0	6- 2				
0- 0	0- 0	0- 0	NEUTRAL	0- 0	0- 0	0- 0				

RPI 1-25				RPI 26-50				RPI 51-100				RPI 101+ Team's RPI: 179			
RPI	S	Opponent	Score	RPI	S	Opponent	Score	RPI	S	Opponent	Score	RPI	S	Opponent	Score
3	A	Maryland	52 107	37	A	UCF	58 80	52	A	Yale	59 63	121	H	Harvard	68 77
				39	H	Drexel	62 66	54	A	Marist	60 73	143	H	George Washington	67 78
				49	H	Bucknell	76 69	54	H	Marist	51 64	186	A	Manhattan	62 77
								93	A	Rider	59 75	186	H	Manhattan	70 58
								93	H	Rider	62 68	210	H	Rhode Island	75 63
												221	A	Fairfield	60 72
												221	H	Fairfield	76 62
												264	A	Iona	67 63
												264	H	Iona	71 75
												276	A	Siena	66 52
												276	H	Siena	60 68
												282	A	Monmouth	52 45
												282	H	Monmouth	60 53
												283	A	Niagara	82 76
												283	H	Niagara	71 61
												322	A	Saint Peter's	91 64
												322	H	Saint Peter's	70 69
												340	A	Canisius	63 57
												340	H	Canisius	74 71
												345	A	Hartford	87 50
LAST 10 Division I															
340	A	Canisius	63 57	93	H	Rider	62 68								
283	A	Niagara	82 76	283	H	Niagara	71 61								
54	H	Marist	51 64	186	A	Manhattan	62 77								
322	H	Saint Peter's	70 69	276	H	Siena	60 68								
221	A	Fairfield	60 72	282	A	Monmouth	52 45								

Non-Div I Games:

Quinnipiac

Loss, Non-Conf, S Site, H Home A Away N Neutral

Average RPI Win: 266	WON-LOST	WINNING	LAST 10	STRENGTH OF	OPP. STRENGTH	TEAM	ADJ.	CONF.	ADJ CONF.
Average RPI Loss: 150	RECORD	PCT. RANK	GAMES	SCHEDULE	OF SCHEDULE	RPI	RPI	RPI	RPI
DIV. I ONLY	17- 12	125	8-1	266	264	170	170	25	25
DIV. I NON-CONF.	2- 7	288	0	277	63	280	280	28	28
TOTALS	RPI 1-25	RPI 26-50	W-L RECORDS	RPI 51-100	RPI 101-150	RPI 150+			
17- 12	0- 1	0- 0	OVERALL	0- 2	2- 3	15- 6			
7- 5	0- 0	0- 0	HOME	0- 0	1- 1	6- 4			
10- 7	0- 1	0- 0	AWAY	0- 2	1- 2	9- 2			
0- 0	0- 0	0- 0	NEUTRAL	0- 0	0- 0	0- 0			
2- 7	0- 1	0- 0	NON-CONFERENCE	0- 2	0- 1	2- 3			
0- 2	0- 0	0- 0	HOME	0- 0	0- 0	0- 2			
2- 5	0- 1	0- 0	AWAY	0- 2	0- 1	2- 1			
0- 0	0- 0	0- 0	NEUTRAL	0- 0	0- 0	0- 0			
15- 5	0- 0	0- 0	CONFERENCE	0- 0	2- 2	13- 3			
7- 3	0- 0	0- 0	HOME	0- 0	1- 1	6- 2			
8- 2	0- 0	0- 0	AWAY	0- 0	1- 1	7- 1			
0- 0	0- 0	0- 0	NEUTRAL	0- 0	0- 0	0- 0			

RPI 1-25				RPI 26-50				RPI 51-100				RPI 101+ Team's RPI: 170			
RPI	S	Opponent	Score	RPI	S	Opponent	Score	RPI	S	Opponent	Score	RPI	S	Opponent	Score
17	A	Ohio St.	57 70					70	A	West Virginia	37 74	127	A	Vanderbilt	46 80
								72	A	Alabama	51 85	128	A	Campbell	48 42
												128	H	Campbell	32 43
												137	A	Hampton	48 51
												137	H	Hampton	70 63
												154	H	Mt. St. Mary's	58 75
												158	A	Gardner-Webb	84 73
												158	H	Gardner-Webb	65 51
												175	A	High Point	58 68
												175	H	High Point	63 64
												203	H	American	55 59
												260	A	UNC Asheville	73 66
												260	H	UNC Asheville	50 63
												277	A	Longwood	62 61
												277	H	Longwood	88 76
												287	A	Morehead St.	62 73
												289	A	ETSU	67 43
												291	A	Winthrop	56 50
												291	H	Winthrop	54 53
												292	A	Presbyterian	65 39
												292	H	Presbyterian	54 42
												317	A	USC Upstate	57 41
												317	H	USC Upstate	78 57
												343	A	Charleston So.	64 40
												343	H	Charleston So.	72 35
												350	A	South Carolina St.	60 45
LAST 10 Division I															
137	H	Hampton	70 63	277	H	Longwood	88 76								
260	A	UNC Asheville	73 66	128	A	Campbell	48 42								
291	A	Winthrop	56 50	343	A	Charleston So.	64 40								
317	H	USC Upstate	78 57	158	H	Gardner-Webb	65 51								
175	H	High Point	63 64	292	A	Presbyterian	65 39								

Non-Div I Games:

Radford

■ Loss,
 ■ Non-Conf, S Site,
 ■ Home
 ■ Away
 N Neutral

Rhode Island

Through Games Of March 12, 2020

Average RPI Win:	216	WON-LOST	WINNING	LAST 10	STRENGTH OF	OPP. STRENGTH	TEAM	ADJ.	CONF.	ADJ CONF.
Average RPI Loss:	145	RECORD	PCT. RANK	GAMES	SCHEDULE	OF SCHEDULE	RPI	RPI	RPI	RPI
DIV. I ONLY	13- 16	205	3-7	207	172	210	210	12	12	
DIV. I NON-CONF.	7- 5	131	0	243	309	168	168	12	12	
TOTALS	RPI 1-25	RPI 26-50	W-L RECORDS	RPI 51-100	RPI 101-150	RPI 150+				
13- 16	0- 0	0- 1	OVERALL	1- 3	4- 7	8- 5				
10- 3	0- 0	0- 0	HOME	1- 1	4- 1	5- 1				
2- 12	0- 0	0- 1	AWAY	0- 2	0- 6	2- 3				
1- 1	0- 0	0- 0	NEUTRAL	0- 0	0- 0	1- 1				
7- 5	0- 0	0- 0	NON-CONFERENCE	0- 1	2- 1	5- 3				
5- 0	0- 0	0- 0	HOME	0- 0	2- 0	3- 0				
1- 4	0- 0	0- 0	AWAY	0- 1	0- 1	1- 2				
1- 1	0- 0	0- 0	NEUTRAL	0- 0	0- 0	1- 1				
6- 11	0- 0	0- 1	CONFERENCE	1- 2	2- 6	3- 2				
5- 3	0- 0	0- 0	HOME	1- 1	2- 1	2- 1				
1- 8	0- 0	0- 1	AWAY	0- 1	0- 5	1- 1				
0- 0	0- 0	0- 0	NEUTRAL	0- 0	0- 0	0- 0				

RPI 1-25				RPI 26-50				RPI 51-100				RPI 101+				Team's RPI: 210	
RPI	S	Opponent	Score	RPI	S	Opponent	Score	RPI	S	Opponent	Score	RPI	S	Opponent	Score		
				42	A	Dayton	60 71	62	A	Boston College	55 66	110	H	Robert Morris	71 59		
								86	H	Saint Louis	72 63	121	A	Harvard	58 61		
								87	A	Fordham	50 60	122	H	Holy Cross	73 58		
								90	H	VCU	54 75	125	H	Richmond	76 70		
												131	A	Duquesne	62 72		
												131	A	Duquesne	53 70		
												139	A	Davidson	67 79		
												139	H	Davidson	70 77		
												143	A	George Washington	56 73		
												149	A	Massachusetts	53 73		
												149	H	Massachusetts	69 66		
												179	A	Quinnipiac	63 75		
												187	N	Providence	51 58		
												194	H	La Salle	42 54		
												218	A	North Dakota	61 67		
												221	H	Fairfield	74 41		
												224	N	Brown	89 44		
												237	A	Saint Joseph's	49 47		
												252	H	George Mason	47 42		
												300	A	St. Bonaventure	59 64		
												300	H	St. Bonaventure	69 67		
												308	H	Vermont	77 74		
												332	H	LIU Brooklyn	79 56		
												345	A	Hartford	68 56		
LAST 10 Division I																	
				131	A	Duquesne	53 70	300	H	St. Bonaventure	69 67						
				149	A	Massachusetts	53 73	86	H	Saint Louis	72 63						
				143	A	George Washington	56 73	42	A	Dayton	60 71						
				194	H	La Salle	42 54	87	A	Fordham	50 60						
				131	A	Duquesne	62 72	252	H	George Mason	47 42						

Non-Div I Games:

Rhode Island

■ Loss,
 ■ Non-Conf,
 ■ S Site,
 ■ H Home
 ■ A Away
 N Neutral

Average RPI Win:	204	WON-LOST	WINNING	LAST 10	STRENGTH OF	OPP. STRENGTH	TEAM	ADJ.	CONF.	ADJ CONF.
Average RPI Loss:	83	RECORD	PCT. RANK	GAMES	SCHEDULE	OF SCHEDULE	RPI	RPI	RPI	RPI
DIV. I ONLY	21- 8	50	7-2	112	147	53	53	13	13	
DIV. I NON-CONF.	5- 6	187	0	184	150	204	204	16	16	
TOTALS	RPI 1-25	RPI 26-50	W-L RECORDS	RPI 51-100	RPI 101-150	RPI 150+				
21- 8	0- 1	3- 2	OVERALL	0- 3	2- 1	16- 1				
13- 1	0- 1	3- 0	HOME	0- 0	1- 0	9- 0				
8- 5	0- 0	0- 1	AWAY	0- 2	1- 1	7- 1				
0- 2	0- 0	0- 1	NEUTRAL	0- 1	0- 0	0- 0				
5- 6	0- 1	0- 1	NON-CONFERENCE	0- 2	0- 1	5- 1				
4- 1	0- 1	0- 0	HOME	0- 0	0- 0	4- 0				
1- 3	0- 0	0- 0	AWAY	0- 1	0- 1	1- 1				
0- 2	0- 0	0- 1	NEUTRAL	0- 1	0- 0	0- 0				
16- 2	0- 0	3- 1	CONFERENCE	0- 1	2- 0	11- 0				
9- 0	0- 0	3- 0	HOME	0- 0	1- 0	5- 0				
7- 2	0- 0	0- 1	AWAY	0- 1	1- 0	6- 0				
0- 0	0- 0	0- 0	NEUTRAL	0- 0	0- 0	0- 0				

RPI 1-25				RPI 26-50				RPI 51-100				Team's RPI: 53		RPI 101+			
RPI	S	Opponent	Score	RPI	S	Opponent	Score	RPI	S	Opponent	Score			RPI	S	Opponent	Score
21	H	Texas A&M	61 62	31	H	Western Ky.	73 65	60	A	Charlotte	51 62			108	A	UAB	74 65
				33	A	Old Dominion	59 66	67	A	Oklahoma St.	38 69			108	H	UAB	64 53
				33	H	Old Dominion	73 70	79	N	Georgia Tech	52 54			136	A	Texas Southern	56 63
				38	N	Virginia Tech	45 54							163	H	Northern Ariz.	71 57
				46	H	Middle Tenn.	77 60							206	H	Little Rock	66 40
														208	A	Fla. Atlantic	78 69
														209	A	UTEP	69 61
														209	H	UTEP	82 59
														212	H	Southern Miss.	75 64
														233	A	SMU	43 55
														235	A	North Texas	67 52
														235	H	North Texas	69 66
														240	H	Marshall	81 43
														249	A	Louisiana Tech	73 60
														249	H	Louisiana Tech	60 47
														255	H	Nicholls St.	71 47
														306	H	Prairie View	77 55
														310	A	FIU	68 47
														321	A	UTSA	74 62
														347	A	McNeese	81 50
LAST 10 Division I																	
				33	H	Old Dominion	73 70	60	A	Charlotte	51 62						
				209	H	UTEP	82 59	33	A	Old Dominion	59 66						
				249	A	Louisiana Tech	73 60	46	H	Middle Tenn.	77 60						
				108	A	UAB	74 65	108	H	UAB	64 53						
				235	H	North Texas	69 66	235	A	North Texas	67 52						

Non-Div I Games:

Rice

■ Loss,
 ■ Non-Conf, S Site,
 ■ Home
 ■ Away
 N Neutral

RPI 1-25				RPI 26-50				RPI 51-100				RPI 101+				Team's RPI: 125	
RPI	S	Opponent	Score	RPI	S	Opponent	Score	RPI	S	Opponent	Score	RPI	S	Opponent	Score		
				33	A	Old Dominion	51 73	60	A	Charlotte	59 78	104	H	William & Mary	76 73		
				39	A	Drexel	52 58	86	H	Saint Louis	57 60	131	H	Duquesne	67 64		
				42	A	Dayton	68 79	87	H	Fordham	47 64	137	N	Hampton	65 69		
				42	H	Dayton	51 65	90	A	VCU	50 53	139	H	Davidson	69 57		
				50	N	Bradley	57 61	90	H	VCU	42 57	141	A	UNC Greensboro	70 62		
								98	A	Coastal Caro.	79 67	143	A	George Washington	57 49		
												143	A	George Washington	40 50		
												149	A	Massachusetts	50 64		
												153	H	Norfolk St.	77 69		
												154	N	Mt. St. Mary's	67 75		
												194	A	La Salle	67 61		
												194	H	La Salle	63 61		
												196	H	Furman	69 70		
												208	H	Fla. Atlantic	57 55		
												210	A	Rhode Island	70 76		
												237	A	Saint Joseph's	56 67		
												252	A	George Mason	75 70		
												256	A	Georgetown	51 49		
												300	A	St. Bonaventure	72 58		
												300	H	St. Bonaventure	63 59		
												307	A	UMES	64 52		
LAST 10 Division I																	
				42	A	Dayton	68 79	252	A	George Mason	75 70						
				143	A	George Washington	57 49	87	H	Fordham	47 64						
				143	A	George Washington	40 50	131	H	Duquesne	67 64						
				86	H	Saint Louis	57 60	194	A	La Salle	67 61						
				300	A	St. Bonaventure	72 58	90	H	VCU	42 57						

Richmond

Page 266

Average RPI Loss: 126

Average RPI Win: 249		WON-LOST	WINNING	LAST 10	STRENGTH OF	OPP. STRENGTH	TEAM	ADJ.	CONF.	ADJ CONF.
Average RPI Loss: 126		RECORD	PCT. RANK	GAMES	SCHEDULE	OF SCHEDULE	RPI	RPI	RPI	RPI
DIV. I ONLY		26- 4	13	9-1	337	208	93	93	24	24
DIV. I NON-CONF.		7- 2	53	0	338	36	136	136	25	25
TOTALS		RPI 1-25	RPI 26-50	W-L RECORDS	RPI 51-100	RPI 101-150	RPI 150+			
26- 4	0- 1		0- 0	OVERALL	1- 1	0- 1	25- 1			
12- 1	0- 0		0- 0	HOME	0- 1	0- 0	12- 0			
12- 2	0- 1		0- 0	AWAY	1- 0	0- 0	11- 1			
2- 1	0- 0		0- 0	NEUTRAL	0- 0	0- 1	2- 0			
7- 2	0- 1		0- 0	NON-CONFERENCE	0- 0	0- 1	7- 0			
3- 0	0- 0		0- 0	HOME	0- 0	0- 0	3- 0			
3- 1	0- 1		0- 0	AWAY	0- 0	0- 0	3- 0			
1- 1	0- 0		0- 0	NEUTRAL	0- 0	0- 1	1- 0			
19- 2	0- 0		0- 0	CONFERENCE	1- 1	0- 0	18- 1			
9- 1	0- 0		0- 0	HOME	0- 1	0- 0	9- 0			
9- 1	0- 0		0- 0	AWAY	1- 0	0- 0	8- 1			
1- 0	0- 0		0- 0	NEUTRAL	0- 0	0- 0	1- 0			

RPI 1-25			
RPI	S	Opponent	Score
9	A	Princeton	47 80
RPI 26-50			
RPI	S	Opponent	Score
RPI 51-100			
RPI	S	Opponent	Score
54	A	Marist	76 72
54	H	Marist	58 63
Team's RPI: 93			
RPI 101+			
RPI	S	Opponent	Score
119	N	North Florida	70 80
179	A	Quinnipiac	68 62
179	H	Quinnipiac	75 59
186	A	Manhattan	55 50
186	H	Manhattan	76 53
194	H	La Salle	70 43
217	A	Penn St.	78 70
221	A	Fairfield	68 60
221	H	Fairfield	60 52
247	N	Lipscomb	81 76
256	A	Georgetown	65 64
264	A	Iona	81 37
264	H	Iona	53 41
270	H	Xavier	64 57
275	A	Delaware St.	71 69
276	A	Siena	69 38
276	H	Siena	70 66
282	A	Monmouth	50 49
282	H	Monmouth	48 25
283	A	Niagara	71 55
283	H	Niagara	79 75
283	N	Niagara	79 74
303	H	Wagner	77 63
322	A	Saint Peter's	56 67
322	H	Saint Peter's	72 52
340	A	Canisius	70 57
LAST 10 Division I			
283	N	Niagara	79 74
282	A	Monmouth	50 49
322	H	Saint Peter's	72 52
340	H	Canisius	87 48
221	A	Fairfield	68 60
264	H	Iona	53 41
179	A	Quinnipiac	68 62
186	A	Manhattan	55 50
276	A	Siena	69 38
54	H	Marist	58 63

Non-Div I Games:

Rider

Loss, Non-Conf, S Site, H Home A Away N Neutral

RPI S Opponent Score

RPI S Opponent Score
340 H Canisius 87 48

R
i
d
e
r

R
i
d
e
r

Rider

Robert Morris

Through Games Of March 12, 2020

Average RPI Win:	273	WON-LOST	WINNING	LAST 10	STRENGTH OF	OPP. STRENGTH	TEAM	ADJ.	CONF.	ADJ CONF.
Average RPI Loss:	115	RECORD	PCT. RANK	GAMES	SCHEDULE	OF SCHEDULE	RPI	RPI	RPI	RPI
DIV. I ONLY	22- 7	36	8-1	273	303	110	110	30	30	
DIV. I NON-CONF.	4- 6	212	0	127	105	170	170	30	30	
TOTALS	RPI 1-25	RPI 26-50	W-L RECORDS	RPI 51-100	RPI 101-150	RPI 150+				
22- 7	0- 1	0- 1	OVERALL	0- 1	0- 1	22- 3				
11- 3	0- 0	0- 0	HOME	0- 0	0- 1	11- 2				
11- 4	0- 1	0- 1	AWAY	0- 1	0- 0	11- 1				
0- 0	0- 0	0- 0	NEUTRAL	0- 0	0- 0	0- 0				
4- 6	0- 1	0- 1	NON-CONFERENCE	0- 1	0- 1	4- 2				
2- 2	0- 0	0- 0	HOME	0- 0	0- 1	2- 1				
2- 4	0- 1	0- 1	AWAY	0- 1	0- 0	2- 1				
0- 0	0- 0	0- 0	NEUTRAL	0- 0	0- 0	0- 0				
18- 1	0- 0	0- 0	CONFERENCE	0- 0	0- 0	18- 1				
9- 1	0- 0	0- 0	HOME	0- 0	0- 0	9- 1				
9- 0	0- 0	0- 0	AWAY	0- 0	0- 0	9- 0				
0- 0	0- 0	0- 0	NEUTRAL	0- 0	0- 0	0- 0				

RPI 1-25				RPI 26-50				RPI 51-100				RPI 101+ Team's RPI: 110			
RPI	S	Opponent	Score	RPI	S	Opponent	Score	RPI	S	Opponent	Score	RPI	S	Opponent	Score
19	A	TCU	61 66	29	A	James Madison	32 59	96	A	Kent St.	81 82	118	H	Columbia	59 61
												153	A	Norfolk St.	69 62
												154	A	Mt. St. Mary's	57 52
												154	H	Mt. St. Mary's	59 62
												177	A	Merrimack	68 62
												177	H	Merrimack	72 50
												182	H	Delaware	62 73
												194	A	La Salle	71 68
												210	A	Rhode Island	59 71
												259	H	Youngstown St.	58 43
												270	H	Xavier	71 57
												274	A	Saint Francis (PA)	66 57
												274	H	Saint Francis (PA)	62 29
												286	A	Sacred Heart	67 38
												286	H	Sacred Heart	73 43
												303	A	Wagner	77 35
												303	H	Wagner	65 61
												303	H	Wagner	51 47
												304	A	Fairleigh Dickinson	48 35
												304	H	Fairleigh Dickinson	53 35
												319	A	St. Francis Brooklyn	70 59
												319	H	St. Francis Brooklyn	69 44
												324	H	Bryant	69 39
												332	A	LIU Brooklyn	70 59
												346	A	Central Conn. St.	86 56
												346	H	Central Conn. St.	80 42
LAST 10 Division I															
303	H	Wagner	65 61	274	A	Saint Francis (PA)	66 57								
274	H	Saint Francis (PA)	62 29	304	H	Fairleigh Dickinson	53 35								
154	A	Mt. St. Mary's	57 52	303	A	Wagner	77 35								
304	A	Fairleigh Dickinson	48 35	286	A	Sacred Heart	67 38								
154	H	Mt. St. Mary's	59 62	324	H	Bryant	69 39								

Non-Div I Games: Pitt.-Johnstown 63 30

Robert Morris

■ Loss,
 ■ Non-Conf,
 ■ S Site,
 ■ Home
 ■ A Away
 N Neutral

Average RPI Win: 154		WON-LOST	WINNING	LAST 10	STRENGTH OF	OPP. STRENGTH	TEAM	ADJ.	CONF.	ADJ CONF.
Average RPI Loss: 45		RECORD	PCT. RANK	GAMES	SCHEDULE	OF SCHEDULE	RPI	RPI	RPI	RPI
DIV. I ONLY		22- 9	54	6-4	103	21	47	47	2	2
DIV. I NON-CONF.		10- 1	20	0	226	122	44	44	1	1
TOTALS		RPI 1-25	RPI 26-50		W-L RECORDS		RPI 51-100	RPI 101-150	RPI 150+	
22- 9	2- 4	2- 2		OVERALL		3- 1	5- 2	10- 0		
14- 2	2- 1	1- 0		HOME		2- 0	2- 1	7- 0		
5- 6	0- 2	1- 2		AWAY		0- 1	1- 1	3- 0		
3- 1	0- 1	0- 0		NEUTRAL		1- 0	2- 0	0- 0		
10- 1	0- 0	0- 1		NON-CONFERENCE		2- 0	2- 0	6- 0		
7- 0	0- 0	0- 0		HOME		1- 0	1- 0	5- 0		
1- 1	0- 0	0- 1		AWAY		0- 0	0- 0	1- 0		
2- 0	0- 0	0- 0		NEUTRAL		1- 0	1- 0	0- 0		
12- 8	2- 4	2- 1		CONFERENCE		1- 1	3- 2	4- 0		
7- 2	2- 1	1- 0		HOME		1- 0	1- 1	2- 0		
4- 5	0- 2	1- 1		AWAY		0- 1	1- 1	2- 0		
1- 1	0- 1	0- 0		NEUTRAL		0- 0	1- 0	0- 0		

RPI	S	Opponent	Score	RPI	S	Opponent	Score	Team's RPI: 47	RPI	S	Opponent	Score	RPI	S	Opponent	Score
3	A	Maryland	50 79	34	A	Michigan	57 71		75	H	Virginia	73 63	102	A	Michigan St.	53 57
11	A	Northwestern	65 82	34	H	Michigan	62 41		79	N	Georgia Tech	46 43	102	H	Michigan St.	55 66
14	H	Indiana	56 66	35	A	LSU	58 64		89	H	Nebraska	69 65	121	H	Harvard	74 46
14	N	Indiana	60 78	45	A	Purdue	59 53		91	A	Minnesota	71 73	127	N	Vanderbilt	62 56
15	H	Iowa	78 74										150	A	Wisconsin	64 61
17	H	Ohio St.	59 57										150	H	Wisconsin	63 43
													150	N	Wisconsin	63 55
													192	H	Towson	67 53
													202	A	Illinois	75 51
													202	H	Illinois	72 41
													211	A	South Alabama	77 56
													217	A	Penn St.	62 57
													217	H	Penn St.	72 39
													227	H	Southern U.	78 58
													240	H	Marshall	66 41
													283	H	Niagara	87 37
													337	H	Coppin St.	107 33
LAST 10 Division I																
14	N	Indiana	60 78	11	A	Northwestern	65 82									
150	N	Wisconsin	63 55	34	H	Michigan	62 41									
15	H	Iowa	78 74	102	A	Michigan St.	53 57									
150	H	Wisconsin	63 43	3	A	Maryland	50 79									
17	H	Ohio St.	59 57	217	H	Penn St.	72 39									

Non-Div I Games:

Rutgers

SFA										
Average RPI Win:	237	WON-LOST	WINNING	LAST 10	STRENGTH OF	OPP. STRENGTH	TEAM	ADJ.	CONF.	ADJ CONF.
Average RPI Loss:	133	RECORD	PCT. RANK	GAMES	SCHEDULE	OF SCHEDULE	RPI	RPI	RPI	RPI
DIV. I ONLY	20- 6	30	7-3	236	261	82	82	23	23	
DIV. I NON-CONF.	4- 2	90	0	257	157	129	129	24	24	
TOTALS	RPI 1-25	RPI 26-50	W-L RECORDS	RPI 51-100	RPI 101-150	RPI 150+				
20- 6	0- 0	0- 1	OVERALL	3- 2	1- 1	16- 2				
11- 1	0- 0	0- 1	HOME	2- 0	1- 0	8- 0				
8- 5	0- 0	0- 0	AWAY	1- 2	0- 1	7- 2				
1- 0	0- 0	0- 0	NEUTRAL	0- 0	0- 0	1- 0				
4- 2	0- 0	0- 1	NON-CONFERENCE	0- 1	0- 0	4- 0				
1- 1	0- 0	0- 1	HOME	0- 0	0- 0	1- 0				
2- 1	0- 0	0- 0	AWAY	0- 1	0- 0	2- 0				
1- 0	0- 0	0- 0	NEUTRAL	0- 0	0- 0	1- 0				
16- 4	0- 0	0- 0	CONFERENCE	3- 1	1- 1	12- 2				
10- 0	0- 0	0- 0	HOME	2- 0	1- 0	7- 0				
6- 4	0- 0	0- 0	AWAY	1- 1	0- 1	5- 2				
0- 0	0- 0	0- 0	NEUTRAL	0- 0	0- 0	0- 0				

RPI 1-25				RPI 26-50				RPI 51-100 Team's RPI: 82				RPI 101+			
RPI	S	Opponent	Score	RPI	S	Opponent	Score	RPI	S	Opponent	Score	RPI	S	Opponent	Score
				37	H	UCF	57 63	78	A	A&M-Corpus Christi	66 44	145	A	Sam Houston St.	55 63
								78	H	A&M-Corpus Christi	72 49	145	H	Sam Houston St.	64 50
								85	A	Abilene Christian	62 88	172	A	New Orleans	50 53
								85	H	Abilene Christian	69 59	172	H	New Orleans	59 47
								92	A	Oklahoma	62 75	236	A	Nevada	80 65
												239	A	Central Ark.	58 37
												239	H	Central Ark.	102 41
												245	N	UC Santa Barbara	67 56
												251	H	Southeastern La.	77 51
												255	A	Nicholls St.	78 61
												258	A	Tulsa	67 63
												263	A	Lamar University	54 53
												263	H	Lamar University	70 50
												267	A	Incarinate Word	52 60
												267	H	Incarinate Word	67 45
												318	A	Houston Baptist	59 42
												323	H	Alcorn	67 62
												335	A	Northwestern St.	61 45
												335	H	Northwestern St.	89 40
												347	H	McNeese	82 51
LAST 10 Division I															
145	H	Sam Houston St.	64 50	239	A	Central Ark.	58 37	78	H	A&M-Corpus Christi	72 49	172	H	New Orleans	59 47
85	A	Abilene Christian	62 88	255	A	Nicholls St.	78 61	145	A	Sam Houston St.	55 63				
263	H	Lamar University	70 50												
335	A	Northwestern St.	61 45												
267	A	Incarinate Word	52 60												

Non-Div I Games: LSU-Shreveport 75 32 Cent. Christian (KS104 46 Our Lady of the Lak87 75

SFA

Loss, Non-Conf, S Site, H Home A Away N Neutral

SIUE				Through Games Of March 12, 2020						
Average RPI Win:	334	WON-LOST	WINNING	LAST 10	STRENGTH OF	OPP. STRENGTH	TEAM	ADJ.	CONF.	ADJ CONF.
Average RPI Loss:	173	RECORD	PCT. RANK	GAMES	SCHEDULE	OF SCHEDULE	RPI	RPI	RPI	RPI
DIV. I ONLY	3- 25	336	0-10	257	228	338	338	20	20	
DIV. I NON-CONF.	2- 8	295	0	302	131	330	330	23	23	

TOTALS	RPI 1-25	RPI 26-50		W-L RECORDS	RPI 51-100	RPI 101-150		RPI 150+		
3- 25	0- 0	0- 2		OVERALL	0- 6	0- 2		3- 15		
2- 12	0- 0	0- 1		HOME	0- 2	0- 1		2- 8		
1- 12	0- 0	0- 1		AWAY	0- 4	0- 0		1- 7		
0- 1	0- 0	0- 0		NEUTRAL	0- 0	0- 1		0- 0		
2- 8	0- 0	0- 0		NON-CONFERENCE	0- 3	0- 2		2- 3		
2- 3	0- 0	0- 0		HOME	0- 1	0- 1		2- 1		
0- 4	0- 0	0- 0		AWAY	0- 2	0- 0		0- 2		
0- 1	0- 0	0- 0		NEUTRAL	0- 0	0- 1		0- 0		
1- 17	0- 0	0- 2		CONFERENCE	0- 3	0- 0		1- 12		
0- 9	0- 0	0- 1		HOME	0- 1	0- 0		0- 7		
1- 8	0- 0	0- 1		AWAY	0- 2	0- 0		1- 5		
0- 0	0- 0	0- 0		NEUTRAL	0- 0	0- 0		0- 0		

RPI 1-25				RPI 26-50				RPI 51-100				RPI 101+ Team's RPI: 338			
RPI	S	Opponent	Score	RPI	S	Opponent	Score	RPI	S	Opponent	Score	RPI	S	Opponent	Score
				48	A	UT Martin	58 75	55	A	Belmont	48 69	105	H	Southern Ill.	67 103
				48	H	UT Martin	39 79	74	A	Illinois St.	53 74	142	N	North Ala.	67 85
								86	H	Saint Louis	35 68	155	H	Loyola Chicago	50 63
								88	A	Southeast Mo. St.	57 80	173	A	Austin Peay	61 74
								88	H	Southeast Mo. St.	56 66	173	H	Austin Peay	62 79
								89	A	Nebraska	49 63	176	A	Missouri	51 68
												200	A	Eastern Ill.	71 77
												200	H	Eastern Ill.	62 65
												205	H	Tennessee Tech	50 65
												241	A	Murray St.	60 74
												241	H	Murray St.	61 70
												250	H	Jacksonville St.	44 53
												287	A	Morehead St.	69 75
												287	H	Morehead St.	55 63
												296	A	Eastern Ky.	46 49
												296	H	Eastern Ky.	38 68
												316	A	Georgia St.	73 74
												330	H	Evansville	85 74
												334	A	Tennessee St.	76 63
												339	H	Purdue Fort Wayne	57 53

LAST 10 Division I															
				200	H	Eastern Ill.	62 65	200	A	Eastern Ill.	71 77				
				48	A	UT Martin	58 75	296	H	Eastern Ky.	38 68				
				241	H	Murray St.	61 70	287	H	Morehead St.	55 63				
				173	H	Austin Peay	62 79	241	A	Murray St.	60 74				
				88	A	Southeast Mo. St.	57 80	173	A	Austin Peay	61 74				

Non-Div I Games: Quincy

65 70

SIUE

 Loss,
 Non-Conf,
 S Site,
 H Home
 A Away
 N Neutral

SMU				STRENGTH OF SCHEDULE	OPP. STRENGTH OF SCHEDULE	TEAM RPI	ADJ. RPI	CONF. RPI	ADJ CONF. RPI
Average RPI Win:	220	WON-LOST RECORD	WINNING PCT. RANK						
Average RPI Loss:	140		LAST 10 GAMES						
DIV. I ONLY	13- 16	205	4-6	204	128	233	233	9	9
DIV. I NON-CONF.	6- 6	164	0	190	278	239	239	9	9
<hr/>									
TOTALS	RPI 1-25	RPI 26-50	W-L RECORDS	RPI 51-100	RPI 101-150	RPI 150+			
13- 16	0- 2	0- 1	OVERALL	1- 2	0- 3	12- 8			
10- 7	0- 2	0- 0	HOME	1- 1	0- 0	9- 4			
2- 8	0- 0	0- 1	AWAY	0- 1	0- 3	2- 3			
1- 1	0- 0	0- 0	NEUTRAL	0- 0	0- 0	1- 1			
6- 6	0- 1	0- 0	NON-CONFERENCE	1- 0	0- 2	5- 3			
5- 4	0- 1	0- 0	HOME	1- 0	0- 0	4- 3			
0- 2	0- 0	0- 0	AWAY	0- 0	0- 2	0- 0			
1- 0	0- 0	0- 0	NEUTRAL	0- 0	0- 0	1- 0			
7- 10	0- 1	0- 1	CONFERENCE	0- 2	0- 1	7- 5			
5- 3	0- 1	0- 0	HOME	0- 1	0- 0	5- 1			
2- 6	0- 0	0- 1	AWAY	0- 1	0- 1	2- 3			
0- 1	0- 0	0- 0	NEUTRAL	0- 0	0- 0	0- 1			

RPI 1-25				RPI 26-50				RPI 51-100				RPI 101+ Team's RPI: 233				
RPI	S	Opponent	Score	RPI	S	Opponent	Score	RPI	S	Opponent	Score	RPI	S	Opponent	Score	
4	H	UConn	42 80	37	A	UCF	57 67	53	H	Rice	55 43	112	A	UT Arlington	46 51	
19	H	TCU	56 57					61	H	Cincinnati	58 73	116	A	Temple	62 85	
								69	A	South Fla.	62 85	134	A	Pacific	49 77	
												165	A	Wichita St.	72 67	
												165	H	Wichita St.	64 44	
												171	H	Wright St.	61 69	
												174	H	Tulane	66 67	
												195	A	Memphis	52 57	
												195	H	Memphis	69 60	
												195 N	Memphis	65 76		
												209	H	UTEP	60 56	
												214	A	Houston	53 55	
												214	H	Houston	60 47	
												218	H	North Dakota	66 51	
												226	H	Northern Colo.	52 61	
												242	A	East Carolina	55 47	
												242	H	East Carolina	53 45	
												252	H	George Mason	58 59	
												258	A	Tulsa	58 65	
												258	H	Tulsa	57 38	
												266	H	UC Irvine	59 56	
												281 N	CSUN	68 58		
												347	H	McNeese	81 60	
LAST 10 Division I																
				195 N	Memphis	65 76		258	A	Tulsa	58 65					
				195	H	Memphis	69 60		242	H	East Carolina	53 45				
				69	A	South Fla.	62 85		61	H	Cincinnati	58 73				
				214	H	Houston	60 47		214	A	Houston	53 55				
				165	A	Wichita St.	72 67		37	A	UCF	57 67				

Non-Div I Games:

SMU

■ Loss,
 ■ Non-Conf,
 ■ S Site,
 ■ Home
 ■ Away
 N Neutral

Sacramento St.

Through Games Of March 12, 2020

Average RPI Win:	257	WON-LOST	WINNING	LAST 10	STRENGTH OF	OPP. STRENGTH	TEAM	ADJ.	CONF.	ADJ CONF.
Average RPI Loss:	175	RECORD	PCT. RANK	GAMES	SCHEDULE	OF SCHEDULE	RPI	RPI	RPI	RPI
DIV. I ONLY	6- 22	316	2-8	248	215	309	309	18	18	
DIV. I NON-CONF.	0- 7	338	0	229	231	340	340	17	17	
TOTALS	RPI 1-25	RPI 26-50	W-L RECORDS	RPI 51-100	RPI 101-150	RPI 150+				
6- 22	0- 1	0- 0	OVERALL	0- 4	0- 1	6- 16				
2- 9	0- 1	0- 0	HOME	0- 2	0- 0	2- 6				
4- 12	0- 0	0- 0	AWAY	0- 2	0- 1	4- 9				
0- 1	0- 0	0- 0	NEUTRAL	0- 0	0- 0	0- 1				
0- 7	0- 1	0- 0	NON-CONFERENCE	0- 0	0- 1	0- 5				
0- 1	0- 1	0- 0	HOME	0- 0	0- 0	0- 0				
0- 6	0- 0	0- 0	AWAY	0- 0	0- 1	0- 5				
0- 0	0- 0	0- 0	NEUTRAL	0- 0	0- 0	0- 0				
6- 15	0- 0	0- 0	CONFERENCE	0- 4	0- 0	6- 11				
2- 8	0- 0	0- 0	HOME	0- 2	0- 0	2- 6				
4- 6	0- 0	0- 0	AWAY	0- 2	0- 0	4- 4				
0- 1	0- 0	0- 0	NEUTRAL	0- 0	0- 0	0- 1				

RPI 1-25				RPI 26-50				RPI 51-100				RPI 101+ Team's RPI: 309			
RPI	S	Opponent	Score	RPI	S	Opponent	Score	RPI	S	Opponent	Score	RPI	S	Opponent	Score
17	H	Ohio St.	74 104					57	A	Montana St.	69 113	146	A	San Jose St.	67 73
								57	H	Montana St.	48 85	159	A	UC Davis	75 77
								99	A	Idaho	44 70	162	A	Montana	45 90
								99	H	Idaho	88 96	162	H	Montana	60 64
												163	A	Northern Ariz.	107 114
												163	H	Northern Ariz.	65 85
												169	A	Idaho St.	62 80
												169	H	Idaho St.	51 75
												189	A	Southern Utah	71 62
												189	H	Southern Utah	87 82
												197	A	Portland St.	73 70
												197	H	Portland St.	68 91
												215	A	San Francisco	82 87
												226	A	Northern Colo.	73 90
												226	H	Northern Colo.	63 73
												226	N	Northern Colo.	61 79
												236	A	Nevada	72 83
												294	A	Cal Poly	43 62
												297	A	Seattle U	84 88
												315	A	Eastern Wash.	74 67
												315	H	Eastern Wash.	73 78
												327	A	Weber St.	91 67
												327	H	Weber St.	58 52
LAST 10 Division I															
				226	N	Northern Colo.	61 79	315	H	Eastern Wash.	73 78				
				197	H	Portland St.	68 91	226	A	Northern Colo.	73 90				
				162	A	Montana	45 90	189	A	Southern Utah	71 62				
				57	A	Montana St.	69 113	169	H	Idaho St.	51 75				
				99	H	Idaho	88 96	327	H	Weber St.	58 52				

Non-Div I Games: Cal Maritime 86 55 Pacific Union 94 35

Sacramento St.

Loss, Non-Conf, S Site, H Home A Away N Neutral

Sacred Heart

Through Games Of March 12, 2020

Average RPI Win:	309	WON-LOST	WINNING	LAST 10	STRENGTH OF	OPP. STRENGTH	TEAM	ADJ.	CONF.	ADJ CONF.
Average RPI Loss:	187	RECORD	PCT. RANK	GAMES	SCHEDULE	OF SCHEDULE	RPI	RPI	RPI	RPI
DIV. I ONLY	12- 17	225	5-4	340	309	286	286	30	30	
DIV. I NON-CONF.	2- 8	295	0	271	107	310	310	30	30	
TOTALS	RPI 1-25	RPI 26-50	W-L RECORDS	RPI 51-100	RPI 101-150	RPI 150+				
12- 17	0- 0	0- 0	OVERALL	0- 4	0- 3	12- 10				
7- 4	0- 0	0- 0	HOME	0- 0	0- 2	7- 2				
4- 12	0- 0	0- 0	AWAY	0- 3	0- 1	4- 8				
1- 1	0- 0	0- 0	NEUTRAL	0- 1	0- 0	1- 0				
2- 8	0- 0	0- 0	NON-CONFERENCE	0- 4	0- 1	2- 3				
1- 1	0- 0	0- 0	HOME	0- 0	0- 1	1- 0				
0- 6	0- 0	0- 0	AWAY	0- 3	0- 0	0- 3				
1- 1	0- 0	0- 0	NEUTRAL	0- 1	0- 0	1- 0				
10- 9	0- 0	0- 0	CONFERENCE	0- 0	0- 2	10- 7				
6- 3	0- 0	0- 0	HOME	0- 0	0- 1	6- 2				
4- 6	0- 0	0- 0	AWAY	0- 0	0- 1	4- 5				
0- 0	0- 0	0- 0	NEUTRAL	0- 0	0- 0	0- 0				

RPI S	Opponent	Score	RPI S	Opponent	Score	RPI S	Opponent	Score	RPI S	Opponent	Score	Team's RPI: 286
						52 A	Yale	40 87	110 A	Robert Morris	43 73	
						63 A	Seton Hall	69 95	110 H	Robert Morris	38 67	
						73 A	Stony Brook	50 54	122 H	Holy Cross	52 65	
						89 N	Nebraska	49 72	154 H	Mt. St. Mary's	58 67	
									177 A	Merrimack	45 59	
									177 H	Merrimack	63 60	
									217 A	Penn St.	65 88	
									237 A	Saint Joseph's	44 71	
									274 A	Saint Francis (PA)	58 60	
									274 A	Saint Francis (PA)	73 70	
									274 H	Saint Francis (PA)	39 48	
									276 A	Siena	57 68	
									303 A	Wagner	79 65	
									304 A	Fairleigh Dickinson	60 65	
									304 H	Fairleigh Dickinson	68 53	
									319 A	St. Francis Brooklyn	70 71	
									319 H	St. Francis Brooklyn	84 63	
									324 A	Bryant	60 49	
									324 H	Bryant	52 48	
									329 H	Hofstra	71 44	
									332 A	LIU Brooklyn	63 66	
									332 H	LIU Brooklyn	64 55	
									333 N	Detroit Mercy	66 60	
									346 A	Central Conn. St.	54 52	
									346 H	Central Conn. St.	66 58	
LAST 10 Division I												
			274 A	Saint Francis (PA)	73 70		177 A	Merrimack	45 59			
			332 H	LIU Brooklyn	64 55		332 A	LIU Brooklyn	63 66			
			324 A	Bryant	60 49		274 H	Saint Francis (PA)	39 48			
			319 H	St. Francis Brooklyn	84 63		110 H	Robert Morris	38 67			
			324 H	Bryant	52 48		154 H	Mt. St. Mary's	58 67			

Non-Div I Games: Bridgeport 77 63

Sacred Heart

Loss, Non-Conf, S Site, H Home A Away N Neutral

Saint Francis (PA)

Through Games Of March 12, 2020

Average RPI Win:	308	WON-LOST	WINNING	LAST 10	STRENGTH OF	OPP. STRENGTH	TEAM	ADJ.	CONF.	ADJ CONF.
Average RPI Loss:	174	RECORD	PCT. RANK	GAMES	SCHEDULE	OF SCHEDULE	RPI	RPI	RPI	RPI
DIV. I ONLY	11- 19	256	3-7	253	319	274	274	30	30	
DIV. I NON-CONF.	2- 9	304	0	78	158	230	230	30	30	
TOTALS	RPI 1-25	RPI 26-50	W-L RECORDS	RPI 51-100	RPI 101-150	RPI 150+				
11- 19	0- 0	0- 3	OVERALL	0- 3	0- 3	11- 10				
5- 8	0- 0	0- 1	HOME	0- 1	0- 1	5- 5				
5- 10	0- 0	0- 1	AWAY	0- 2	0- 2	5- 5				
1- 1	0- 0	0- 1	NEUTRAL	0- 0	0- 0	1- 0				
2- 9	0- 0	0- 3	NON-CONFERENCE	0- 3	0- 1	2- 2				
0- 3	0- 0	0- 1	HOME	0- 1	0- 0	0- 1				
1- 5	0- 0	0- 1	AWAY	0- 2	0- 1	1- 1				
1- 1	0- 0	0- 1	NEUTRAL	0- 0	0- 0	1- 0				
9- 10	0- 0	0- 0	CONFERENCE	0- 0	0- 2	9- 8				
5- 5	0- 0	0- 0	HOME	0- 0	0- 1	5- 4				
4- 5	0- 0	0- 0	AWAY	0- 0	0- 1	4- 4				
0- 0	0- 0	0- 0	NEUTRAL	0- 0	0- 0	0- 0				

RPI S	Opponent	Score	RPI S	Opponent	Score	RPI S	Opponent	Score	RPI S	Opponent	Score	Team's RPI: 274
36 N	FGCU	64 97	69 A	South Fla.	23 62	110 A	Robert Morris	29 62				
38 A	Virginia Tech	41 105	70 A	West Virginia	45 74	110 H	Robert Morris	57 66				
49 H	Bucknell	46 70	97 H	Liberty	52 71	131 A	Duquesne	69 72				
						154 A	Mt. St. Mary's	44 68				
						154 H	Mt. St. Mary's	55 66				
						177 H	Merrimack	56 71				
						229 N	Stetson	78 73				
						259 H	Youngstown St.	46 56				
						286 A	Sacred Heart	48 39				
						286 H	Sacred Heart	60 58				
						286 H	Sacred Heart	70 73				
						287 A	Morehead St.	54 65				
						303 A	Wagner	50 55				
						303 H	Wagner	51 50				
						304 A	Fairleigh Dickinson	47 56				
						308 A	Vermont	73 69				
						319 A	St. Francis Brooklyn	67 59				
						319 H	St. Francis Brooklyn	82 72				
						324 A	Bryant	63 60				
						324 H	Bryant	64 58				
						332 A	LIU Brooklyn	53 71				
						332 H	LIU Brooklyn	64 71				
						346 A	Central Conn. St.	64 52				
						346 H	Central Conn. St.	72 68				
LAST 10 Division I												
286 H	Sacred Heart	70 73	154 A	Mt. St. Mary's	44 68							
110 A	Robert Morris	29 62	286 A	Sacred Heart	48 39							
154 H	Mt. St. Mary's	55 66	303 A	Wagner	50 55							
332 H	LIU Brooklyn	64 71	346 H	Central Conn. St.	72 68							
110 H	Robert Morris	57 66	324 H	Bryant	64 58							

Non-Div I Games:

Saint Francis (PA)

■ Loss,
 ■ Non-Conf,
 ■ S Site,
 ■ Home
 ■ A Away
 N Neutral

Saint Joseph's

Through Games Of March 12, 2020

Average RPI Win:	192	WON-LOST	WINNING	LAST 10	STRENGTH OF	OPP. STRENGTH	TEAM	ADJ.	CONF.	ADJ CONF.
Average RPI Loss:	125	RECORD	PCT. RANK	GAMES	SCHEDULE	OF SCHEDULE	RPI	RPI	RPI	RPI
DIV. I ONLY	9- 20	284	1-9	106	134	237	237	12	12	
DIV. I NON-CONF.	6- 6	164	0	114	134	158	158	12	12	
TOTALS	RPI 1-25	RPI 26-50	W-L RECORDS	RPI 51-100	RPI 101-150	RPI 150+				
9- 20	0- 0	0- 2	OVERALL	0- 7	5- 6	4- 5				
5- 9	0- 0	0- 2	HOME	0- 1	2- 3	3- 3				
3- 9	0- 0	0- 0	AWAY	0- 5	2- 3	1- 1				
1- 2	0- 0	0- 0	NEUTRAL	0- 1	1- 0	0- 1				
6- 6	0- 0	0- 1	NON-CONFERENCE	0- 3	3- 1	3- 1				
4- 2	0- 0	0- 1	HOME	0- 1	1- 0	3- 0				
1- 2	0- 0	0- 0	AWAY	0- 1	1- 1	0- 0				
1- 2	0- 0	0- 0	NEUTRAL	0- 1	1- 0	0- 1				
3- 14	0- 0	0- 1	CONFERENCE	0- 4	2- 5	1- 4				
1- 7	0- 0	0- 1	HOME	0- 0	1- 3	0- 3				
2- 7	0- 0	0- 0	AWAY	0- 4	1- 2	1- 1				
0- 0	0- 0	0- 0	NEUTRAL	0- 0	0- 0	0- 0				

RPI 1-25				RPI 26-50				RPI 51-100				RPI 101+				Team's RPI: 237	
RPI	S	Opponent	Score	RPI	S	Opponent	Score	RPI	S	Opponent	Score	RPI	S	Opponent	Score		
				39	H	Drexel	52 62	56	H	Penn	45 55	114	A	Auburn	62 66		
				42	H	Dayton	44 59	63	N	Seton Hall	39 55	116	H	Temple	67 63		
								84	A	Villanova	44 60	118	A	Columbia	71 57		
								86	A	Saint Louis	48 63	121	N	Harvard	63 39		
								87	A	Fordham	36 59	125	H	Richmond	67 56		
								87	A	Fordham	45 67	131	A	Duquesne	42 53		
								90	A	VCU	40 47	131	H	Duquesne	51 58		
												139	A	Davidson	63 54		
												143	H	George Washington	50 56		
												149	A	Massachusetts	43 61		
												149	H	Massachusetts	47 51		
												194	A	La Salle	59 67		
												194	H	La Salle	53 59		
												196	N	Furman	48 63		
												203	H	American	72 51		
												210	H	Rhode Island	47 49		
												252	H	George Mason	49 54		
												286	H	Sacred Heart	71 44		
												300	A	St. Bonaventure	61 60		
												320	H	Navy	49 40		
LAST 10 Division I																	
				87	A	Fordham	36 59	194	H	La Salle	53 59						
				87	A	Fordham	45 67	131	A	Duquesne	42 53						
				149	H	Massachusetts	47 51	86	A	Saint Louis	48 63						
				252	H	George Mason	49 54	42	H	Dayton	44 59						
				139	A	Davidson	63 54	143	H	George Washington	50 56						

Non-Div I Games:

Saint Joseph's

■ Loss,
 ■ Non-Conf,
 ■ S Site,
 ■ H Home
 ■ A Away
 N Neutral

Average RPI Win:	169	WON-LOST	WINNING	LAST 10	STRENGTH OF	OPP. STRENGTH	TEAM	ADJ.	CONF.	ADJ CONF.
Average RPI Loss:	99	RECORD	PCT. RANK	GAMES	SCHEDULE	OF SCHEDULE	RPI	RPI	RPI	RPI
DIV. I ONLY	19- 13	122	6-4	77	108	86	86	12	12	
DIV. I NON-CONF.	8- 5	117	0	89	73	75	75	12	12	
TOTALS	RPI 1-25	RPI 26-50	W-L RECORDS	RPI 51-100	RPI 101-150	RPI 150+				
19- 13	0- 1	1- 3	OVERALL	4- 3	6- 4	8- 2				
10- 5	0- 1	1- 1	HOME	3- 1	3- 2	3- 0				
8- 8	0- 0	0- 2	AWAY	1- 2	2- 2	5- 2				
1- 0	0- 0	0- 0	NEUTRAL	0- 0	1- 0	0- 0				
8- 5	0- 1	1- 0	NON-CONFERENCE	3- 0	1- 3	3- 1				
4- 2	0- 1	1- 0	HOME	2- 0	1- 1	0- 0				
4- 3	0- 0	0- 0	AWAY	1- 0	0- 2	3- 1				
0- 0	0- 0	0- 0	NEUTRAL	0- 0	0- 0	0- 0				
11- 8	0- 0	0- 3	CONFERENCE	1- 3	5- 1	5- 1				
6- 3	0- 0	0- 1	HOME	1- 1	2- 1	3- 0				
4- 5	0- 0	0- 2	AWAY	0- 2	2- 0	2- 1				
1- 0	0- 0	0- 0	NEUTRAL	0- 0	1- 0	0- 0				

RPI 1-25				RPI 26-50				RPI 51-100				Team's RPI: 86	RPI 101+			
RPI	S	Opponent	Score	RPI	S	Opponent	Score	RPI	S	Opponent	Score		RPI	S	Opponent	Score
9	H	Princeton	50 66	42	A	Dayton	47 48	61	A	Cincinnati	60 50		105	A	Southern Ill.	53 61
				42	A	Dayton	50 58	74	H	Illinois St.	61 56		125	A	Richmond	60 57
				42	H	Dayton	66 78	87	A	Fordham	54 66		126	H	Colgate	61 51
				48	H	UT Martin	56 50	87	H	Fordham	59 49		127	A	Vanderbilt	50 62
								88	H	Southeast Mo. St.	76 61		131	H	Duquesne	53 50
								90	A	VCU	60 67		132	H	Kansas	60 68
								90	H	VCU	52 65		139	H	Davidson	58 65
													143	A	George Washington	59 45
													149	H	Massachusetts	71 56
													149	N	Massachusetts	65 52
													176	A	Missouri	58 83
													185	A	Northern Ky.	67 42
													194	A	La Salle	77 61
													210	A	Rhode Island	63 72
													237	H	Saint Joseph's	63 48
													252	A	George Mason	64 51
													252	H	George Mason	69 61
													273	A	Indiana St.	55 53
													300	H	St. Bonaventure	72 51
													338	A	SIUE	68 35
LAST 10 Division I																
				42	A	Dayton	50 58	90	A	VCU	60 67					
				149	N	Massachusetts	65 52	87	H	Fordham	59 49					
				252	H	George Mason	69 61	149	H	Massachusetts	71 56					
				42	H	Dayton	66 78	210	A	Rhode Island	63 72					
				125	A	Richmond	60 57	252	A	George Mason	64 51					

Non-Div I Games:

Saint Louis

■ Loss,
 ■ Non-Conf,
 ■ S Site,
 ■ Home
 ■ A Away
 N Neutral

Saint Mary's (CA)

Through Games Of March 12, 2020

Average RPI Win:	210	WON-LOST	WINNING	LAST 10	STRENGTH OF	OPP. STRENGTH	TEAM	ADJ.	CONF.	ADJ CONF.
Average RPI Loss:	119	RECORD	PCT. RANK	GAMES	SCHEDULE	OF SCHEDULE	RPI	RPI	RPI	RPI
DIV. I ONLY	12- 19	240	2-8	113	118	201	201	11	11	
DIV. I NON-CONF.	5- 6	187	0	67	132	150	150	11	11	
TOTALS	RPI 1-25	RPI 26-50	W-L RECORDS	RPI 51-100	RPI 101-150	RPI 150+				
12- 19	1- 3	1- 1	OVERALL	0- 2	0- 7	10- 6				
7- 8	1- 2	1- 0	HOME	0- 1	0- 3	5- 2				
3- 10	0- 1	0- 1	AWAY	0- 1	0- 4	3- 3				
2- 1	0- 0	0- 0	NEUTRAL	0- 0	0- 0	2- 1				
5- 6	0- 2	1- 1	NON-CONFERENCE	0- 0	0- 1	4- 2				
4- 2	0- 2	1- 0	HOME	0- 0	0- 0	3- 0				
0- 4	0- 0	0- 1	AWAY	0- 0	0- 1	0- 2				
1- 0	0- 0	0- 0	NEUTRAL	0- 0	0- 0	1- 0				
7- 13	1- 1	0- 0	CONFERENCE	0- 2	0- 6	6- 4				
3- 6	1- 0	0- 0	HOME	0- 1	0- 3	2- 2				
3- 6	0- 1	0- 0	AWAY	0- 1	0- 3	3- 1				
1- 1	0- 0	0- 0	NEUTRAL	0- 0	0- 0	1- 1				

RPI	S	Opponent	Score	RPI	S	Opponent	Score	RPI	S	Opponent	Score	RPI	S	Opponent	Score	Team's RPI: 201
12	A	Gonzaga	49 74	31	H	Western Ky.	80 73	94	A	BYU	39 60	103	A	Portland	65 78	
12	H	Gonzaga	70 60	37	A	UCF	58 67	94	H	BYU	55 65	103	H	Portland	53 72	
16	H	NC State	70 87									111	A	San Diego	59 73	
23	H	Marquette	63 77									111	H	San Diego	54 72	
												132	A	Kansas	81 86	
												134	A	Pacific	53 65	
												134	H	Pacific	66 68	
												159	H	UC Davis	83 74	
												166	A	Wyoming	67 69	
												178	A	Pepperdine	64 73	
												178	H	Pepperdine	85 78	
												178	N	Pepperdine	72 87	
												193	A	Santa Clara	95 87	
												193	H	Santa Clara	87 94	
												215	A	San Francisco	86 79	
												215	H	San Francisco	55 69	
												236	A	Nevada	72 78	
												245	H	UC Santa Barbara	64 43	
												294	H	Cal Poly	84 67	
												298	A	LMU (CA)	70 61	
												298	H	LMU (CA)	86 70	
												298	N	LMU (CA)	72 63	
												300	N	St. Bonaventure	72 57	
LAST 10 Division I																
178	N	Pepperdine	72 87	111	A	San Diego	59 73									
298	N	LMU (CA)	72 63	94	A	BYU	39 60									
215	H	San Francisco	55 69	12	H	Gonzaga	70 60									
193	H	Santa Clara	87 94	103	H	Portland	53 72									
134	A	Pacific	53 65	178	A	Pepperdine	64 73									

Non-Div I Games:

Saint Mary's (CA)

■ Loss,
 ■ Non-Conf,
 ■ S Site,
 ■ Home
 ■ Away
 N Neutral

Average RPI Win: 269		WON-LOST	WINNING	LAST 10	STRENGTH OF		OPP. STRENGTH	TEAM	ADJ.	CONF.	ADJ CONF.
Average RPI Loss: 223		RECORD	PCT. RANK	GAMES	SCHEDULE		OF SCHEDULE	RPI	RPI	RPI	RPI
DIV. I ONLY		9- 21	286	3-7	331		315	322	322	24	24
DIV. I NON-CONF.		3- 6	235	0	341		350	324	324	25	25
TOTALS		RPI 1-25	RPI 26-50		W-L RECORDS		RPI 51-100	RPI 101-150		RPI 150+	
9- 21	0- 0	0- 0		OVERALL		1- 3	0- 1		8- 17		
6- 7	0- 0	0- 0		HOME		1- 1	0- 1		5- 5		
3- 13	0- 0	0- 0		AWAY		0- 2	0- 0		3- 11		
0- 1	0- 0	0- 0		NEUTRAL		0- 0	0- 0		0- 1		
3- 6		0- 0	0- 0		NON-CONFERENCE		0- 0	0- 1		3- 5	
1- 2	0- 0	0- 0		HOME		0- 0	0- 1		1- 1		
2- 4	0- 0	0- 0		AWAY		0- 0	0- 0		2- 4		
0- 0	0- 0	0- 0		NEUTRAL		0- 0	0- 0		0- 0		
6- 15		0- 0	0- 0		CONFERENCE		1- 3	0- 0		5- 12	
5- 5	0- 0	0- 0		HOME		1- 1	0- 0		4- 4		
1- 9	0- 0	0- 0		AWAY		0- 2	0- 0		1- 7		
0- 1	0- 0	0- 0		NEUTRAL		0- 0	0- 0		0- 1		

[illegible]

Non-Div I Games:

Saint Peter's

■ Loss, ■ Non-Conf, S Site, H Home A Away N Neutral

Average RPI Win:	256	WON-LOST	WINNING	LAST 10	STRENGTH OF	OPP. STRENGTH	TEAM	ADJ.	CONF.	ADJ CONF.
Average RPI Loss:	140	RECORD	PCT. RANK	GAMES	SCHEDULE	OF SCHEDULE	RPI	RPI	RPI	RPI
DIV. I ONLY	16- 10	110	6-4	256	246	145	145	23	23	
DIV. I NON-CONF.	2- 4	235	0	323	118	270	270	24	24	
TOTALS	RPI 1-25	RPI 26-50	W-L RECORDS	RPI 51-100	RPI 101-150	RPI 150+				
16- 10	0- 0	0- 0	OVERALL	1- 6	0- 1	15- 3				
8- 3	0- 0	0- 0	HOME	1- 2	0- 0	7- 1				
8- 7	0- 0	0- 0	AWAY	0- 4	0- 1	8- 2				
0- 0	0- 0	0- 0	NEUTRAL	0- 0	0- 0	0- 0				
2- 4	0- 0	0- 0	NON-CONFERENCE	0- 1	0- 1	2- 2				
1- 0	0- 0	0- 0	HOME	0- 0	0- 0	1- 0				
1- 4	0- 0	0- 0	AWAY	0- 1	0- 1	1- 2				
0- 0	0- 0	0- 0	NEUTRAL	0- 0	0- 0	0- 0				
14- 6	0- 0	0- 0	CONFERENCE	1- 5	0- 0	13- 1				
7- 3	0- 0	0- 0	HOME	1- 2	0- 0	6- 1				
7- 3	0- 0	0- 0	AWAY	0- 3	0- 0	7- 0				
0- 0	0- 0	0- 0	NEUTRAL	0- 0	0- 0	0- 0				

RPI 1-25			RPI 26-50			RPI 51-100				RPI 101+		Team's RPI: 145			
RPI	S	Opponent	Score	RPI	S	Opponent	Score	RPI	S	Opponent	Score	RPI	S	Opponent	Score
								78	A	A&M-Corpus Christi	54 57	135	A	Texas Tech	57 99
								78	H	A&M-Corpus Christi	45 60	172	A	New Orleans	78 46
								82	A	SFA	50 64	188	H	Louisiana	77 73
								82	H	SFA	63 55	198	A	Oral Roberts	41 64
								85	A	Abilene Christian	91 94	239	A	Central Ark.	72 54
								85	H	Abilene Christian	73 81	239	H	Central Ark.	73 58
								92	A	Oklahoma	71 95	251	A	Southeastern La.	84 69
												251	H	Southeastern La.	81 75
												255	A	Nicholls St.	80 77
												255	H	Nicholls St.	87 71
												263	A	Lamar University	75 68
												263	H	Lamar University	68 47
												267	H	Incarnate Word	74 77
												301	A	Ole Miss	69 75
												318	A	Houston Baptist	97 69
												318	H	Houston Baptist	75 60
												321	A	UTSA	81 77
												335	A	Northwestern St.	79 69
												347	H	McNeese	92 59
LAST 10 Division I															
				82	A	SFA	50 64	239	H	Central Ark.	73 58				
				78	H	A&M-Corpus Christi	45 60	251	H	Southeastern La.	81 75				
				85	A	Abilene Christian	91 94	255	A	Nicholls St.	80 77				
				318	H	Houston Baptist	75 60	267	H	Incarnate Word	74 77				
				263	A	Lamar University	75 68	82	H	SFA	63 55				

Non-Div I Games: Jarvis Christian 114 46 Howard Payne 91 49 Wiley 102 52

Sam Houston St.

RPI 1-25					
RPI	S	Opponent	Score		
24	A	Kentucky	49	79	
RPI 26-50					
RPI	S	Opponent	Score		
31	H	Western Ky.	84	88	
32	A	Florida St.	59	88	
44	H	Troy	65	74	
48	A	UT Martin	75	80	
RPI 51-100					
RPI	S	Opponent	Score		
87	A	Fordham	37	68	
Team's RPI: 152					
RPI	S	Opponent	Score		
108	A	UAB	69	76	
138	A	Florida	48	84	
141	A	UNC Greensboro	56	42	
141	H	UNC Greensboro	69	57	
141	N	UNC Greensboro	59	54	
142	A	North Ala.	79	63	
196	A	Furman	69	77	
196	H	Furman	59	72	
196	N	Furman	75	45	
205	H	Tennessee Tech	57	72	
207	A	Chattanooga	58	64	
207	H	Chattanooga	60	46	
223	A	Kennesaw St.	55	60	
241	A	Murray St.	84	56	
272	A	Wofford	74	58	
272	H	Wofford	63	69	
289	A	ETSU	76	60	
289	H	ETSU	68	34	
325	A	Alabama St.	83	48	
326	A	Mercer	60	54	
326	H	Mercer	72	64	
329	N	Hofstra	65	45	
342	A	Western Caro.	62	50	
342	H	Western Caro.	70	53	
342	N	Western Caro.	77	62	
LAST 10 Division I					
141	N	UNC Greensboro	59	54	
196	N	Furman	75	45	
342	N	Western Caro.	77	62	
342	H	Western Caro.	70	53	
141	H	UNC Greensboro	69	57	
207	A	Chattanooga	58	64	
289	A	ETSU	76	60	
326	A	Mercer	60	54	
272	H	Wofford	63	69	
196	H	Furman	59	72	

Page 282

Average RPI Win:	201	WON-LOST	WINNING	LAST 10	STRENGTH OF	OPP. STRENGTH	TEAM	ADJ.	CONF.	ADJ CONF.
Average RPI Loss:	122	RECORD	PCT. RANK	GAMES	SCHEDULE	OF SCHEDULE	RPI	RPI	RPI	RPI
DIV. I ONLY	19- 11	86	8-2	140	141	111	111	11	11	
DIV. I NON-CONF.	5- 5	164	0	215	293	226	226	11	11	
TOTALS	RPI 1-25	RPI 26-50	W-L RECORDS	RPI 51-100	RPI 101-150	RPI 150+				
19- 11	0- 2	0- 0	OVERALL	1- 2	4- 4	14- 3				
11- 5	0- 1	0- 0	HOME	1- 1	2- 2	8- 1				
7- 5	0- 1	0- 0	AWAY	0- 1	2- 1	5- 2				
1- 1	0- 0	0- 0	NEUTRAL	0- 0	0- 1	1- 0				
5- 5	0- 0	0- 0	NON-CONFERENCE	0- 1	0- 3	5- 1				
3- 4	0- 0	0- 0	HOME	0- 1	0- 2	3- 1				
2- 1	0- 0	0- 0	AWAY	0- 0	0- 1	2- 0				
0- 0	0- 0	0- 0	NEUTRAL	0- 0	0- 0	0- 0				
14- 6	0- 2	0- 0	CONFERENCE	1- 1	4- 1	9- 2				
8- 1	0- 1	0- 0	HOME	1- 0	2- 0	5- 0				
5- 4	0- 1	0- 0	AWAY	0- 1	2- 0	3- 2				
1- 1	0- 0	0- 0	NEUTRAL	0- 0	0- 1	1- 0				

RPI	S	Opponent	Score	RPI	S	Opponent	Score	RPI	S	Opponent	Score	RPI	S	Opponent	Score	Team's RPI: 111
12	A	Gonzaga	46 57					94	A	BYU	36 52	103	A	Portland	62 58	
12	H	Gonzaga	42 57					94	H	BYU	51 45	103	H	Portland	74 55	
								99	H	Idaho	32 65	103	N	Portland	63 64	
												134	A	Pacific	66 64	
												134	H	Pacific	66 61	
												135	H	Texas Tech	60 64	
												140	H	Washington	47 65	
												146	A	San Jose St.	82 88	
												178	A	Pepperdine	57 73	
												178	H	Pepperdine	62 58	
												178	N	Pepperdine	59 44	
												192	H	Towson	81 67	
												193	A	Santa Clara	66 78	
												193	H	Santa Clara	50 47	
												201	A	Saint Mary's (CA)	72 54	
												201	H	Saint Mary's (CA)	73 59	
												215	A	San Francisco	61 58	
												215	H	San Francisco	54 50	
												234	H	Cal St. Fullerton	67 72	
												244	A	San Diego St.	70 47	
												271	A	Air Force	70 59	
												281	H	CSUN	59 40	
												282	H	Monmouth	57 49	
												298	A	LMU (CA)	67 59	
												298	H	LMU (CA)	54 50	
LAST 10 Division I																
				103	N	Portland	63 64			215	A	San Francisco	61	58		
				178	N	Pepperdine	59 44			201	H	Saint Mary's (CA)	73	59		
				178	H	Pepperdine	62 58			134	H	Pacific	66	61		
				298	H	LMU (CA)	54 50			94	H	BYU	51	45		
				193	A	Santa Clara	66 78			103	A	Portland	62	58		

Non-Div I Games: Biola 81 28

San Diego

Loss, Non-Conf, S Site, H Home A Away N Neutral

Average RPI Win:	247	WON-LOST	WINNING	LAST 10	STRENGTH OF	OPP. STRENGTH	TEAM	ADJ.	CONF.	ADJ CONF.
Average RPI Loss:	180	RECORD	PCT. RANK	GAMES	SCHEDULE	OF SCHEDULE	RPI	RPI	RPI	RPI
DIV. I ONLY	13- 17	212	6-4	224	240	244	244	17	17	
DIV. I NON-CONF.	4- 7	225	0	236	325	277	277	20	20	
TOTALS	RPI 1-25	RPI 26-50	W-L RECORDS	RPI 51-100	RPI 101-150	RPI 150+				
13- 17	0- 0	0- 0	OVERALL	0- 4	0- 3	13- 10				
8- 8	0- 0	0- 0	HOME	0- 2	0- 2	8- 4				
5- 8	0- 0	0- 0	AWAY	0- 2	0- 1	5- 5				
0- 1	0- 0	0- 0	NEUTRAL	0- 0	0- 0	0- 1				
4- 7	0- 0	0- 0	NON-CONFERENCE	0- 0	0- 2	4- 5				
2- 5	0- 0	0- 0	HOME	0- 0	0- 2	2- 3				
2- 2	0- 0	0- 0	AWAY	0- 0	0- 0	2- 2				
0- 0	0- 0	0- 0	NEUTRAL	0- 0	0- 0	0- 0				
9- 10	0- 0	0- 0	CONFERENCE	0- 4	0- 1	9- 5				
6- 3	0- 0	0- 0	HOME	0- 2	0- 0	6- 1				
3- 6	0- 0	0- 0	AWAY	0- 2	0- 1	3- 3				
0- 1	0- 0	0- 0	NEUTRAL	0- 0	0- 0	0- 1				

RPI S	Opponent	Score	RPI S	Opponent	Score	RPI S	Opponent	Score	RPI S	Opponent	Score	Team's RPI: 244
						64	A Fresno St.	54 79	111	H San Diego	47 70	
						64	H Fresno St.	60 65	124	H California	48 74	
						83	A Boise St.	72 86	146	A San Jose St.	67 84	
						83	H Boise St.	67 69	166	A Wyoming	67 81	
									166	H Wyoming	67 60	
									192	H Towson	80 72	
									199	A Hawaii	58 61	
									219	A UNLV	67 72	
									219	H UNLV	48 39	
									230	A New Mexico	67 58	
									230	H New Mexico	75 74	
									232	H Alabama A&M	53 61	
									234	H Cal St. Fullerton	55 45	
									236	A Nevada	69 70	
									236	H Nevada	81 68	
									245	A UC Santa Barbara	52 64	
									254	H Arkansas St.	62 71	
									267	A Incarnate Word	57 48	
									271	H Air Force	49 51	
									280	A Utah St.	59 51	
									280	H Utah St.	66 62	
									280	N Utah St.	79 81	
									281	H CSUN	69 74	
									285	A California Baptist	80 68	
									295	A Colorado St.	64 61	
									295	H Colorado St.	59 49	

LAST 10 Division I

280	N	Utah St.	79	81	230	A	New Mexico	67	58
236	H	Nevada	81	68	271	H	Air Force	49	51
295	A	Colorado St.	64	61	280	A	Utah St.	59	51
219	A	UNLV	67	72	230	H	New Mexico	75	74
83	H	Boise St.	67	69	219	H	UNLV	48	39

Non-Div I Games: Westcliff 77 56

San Diego St.

San Francisco

Through Games Of March 12, 2020

Average RPI Win:	225	WON-LOST	WINNING	LAST 10	STRENGTH OF	OPP. STRENGTH	TEAM	ADJ.	CONF.	ADJ CONF.
Average RPI Loss:	123	RECORD	PCT. RANK	GAMES	SCHEDULE	OF SCHEDULE	RPI	RPI	RPI	RPI
DIV. I ONLY	12- 19	240	5-5	153	120	215	215	11	11	
DIV. I NON-CONF.	7- 5	131	0	169	186	143	143	11	11	
TOTALS	RPI 1-25	RPI 26-50	W-L RECORDS	RPI 51-100	RPI 101-150	RPI 150+				
12- 19	0- 4	0- 0	OVERALL	1- 2	1- 6	10- 7				
5- 9	0- 2	0- 0	HOME	1- 1	0- 3	4- 3				
4- 8	0- 1	0- 0	AWAY	0- 1	1- 3	3- 3				
3- 2	0- 1	0- 0	NEUTRAL	0- 0	0- 0	3- 1				
7- 5	0- 2	0- 0	NON-CONFERENCE	0- 1	0- 1	7- 1				
3- 2	0- 1	0- 0	HOME	0- 1	0- 0	3- 0				
1- 2	0- 0	0- 0	AWAY	0- 0	0- 1	1- 1				
3- 1	0- 1	0- 0	NEUTRAL	0- 0	0- 0	3- 0				
5- 14	0- 2	0- 0	CONFERENCE	1- 1	1- 5	3- 6				
2- 7	0- 1	0- 0	HOME	1- 0	0- 3	1- 3				
3- 6	0- 1	0- 0	AWAY	0- 1	1- 2	2- 2				
0- 1	0- 0	0- 0	NEUTRAL	0- 0	0- 0	0- 1				

RPI	S	Opponent	Score	RPI	S	Opponent	Score	RPI	S	Opponent	Score	RPI	S	Opponent	Score	Team's RPI: 215
6	H	Stanford	71 97					94	A	BYU	44 57	103	A	Portland	49 69	
10	N	Mississippi St.	38 73					94	H	BYU	60 58	103	H	Portland	66 73	
12	A	Gonzaga	38 56					99	H	Idaho	60 66	111	A	San Diego	50 54	
12	H	Gonzaga	46 69									111	H	San Diego	58 61	
												134	A	Pacific	67 61	
												134	H	Pacific	61 84	
												140	A	Washington	54 73	
												159	A	UC Davis	67 79	
												178	A	Pepperdine	70 82	
												178	H	Pepperdine	64 70	
												193	A	Santa Clara	72 66	
												193	H	Santa Clara	72 80	
												193	N	Santa Clara	65 72	
												201	A	Saint Mary's (CA)	69 55	
												201	H	Saint Mary's (CA)	79 86	
												214	N	Houston	80 57	
												226	A	Northern Colo.	90 83	
												234	H	Cal St. Fullerton	71 63	
												253	N	Bowling Green	64 56	
												266	N	UC Irvine	68 61	
												281	H	CSUN	79 61	
												298	A	LMU (CA)	69 76	
												298	H	LMU (CA)	70 68	
												309	H	Sacramento St.	87 82	
LAST 10 Division I																
193	N	Santa Clara	65 72	103	A	Portland	49 69									
201	A	Saint Mary's (CA)	69 55	12	A	Gonzaga	38 56									
134	A	Pacific	67 61	298	H	LMU (CA)	70 68									
94	H	BYU	60 58	178	H	Pepperdine	64 70									
111	H	San Diego	58 61	193	A	Santa Clara	72 66									

Non-Div I Games:

San Francisco

■ Loss,
 ■ Non-Conf,
 ■ S Site,
 ■ Home
 ■ Away
 N Neutral

Average RPI Win:	233	WON-LOST	WINNING	LAST 10	STRENGTH OF	OPP. STRENGTH	TEAM	ADJ.	CONF.	ADJ CONF.
Average RPI Loss:	159	RECORD	PCT. RANK	GAMES	SCHEDULE	OF SCHEDULE	RPI	RPI	RPI	RPI
DIV. I ONLY	18- 12	116	4-6	218	209	146	146	17	17	
DIV. I NON-CONF.	5- 5	164	0	270	245	220	220	20	20	
TOTALS	RPI 1-25	RPI 26-50	W-L RECORDS	RPI 51-100	RPI 101-150	RPI 150+				
18- 12	0- 0	0- 0	OVERALL	1- 5	2- 0	15- 7				
10- 3	0- 0	0- 0	HOME	1- 1	2- 0	7- 2				
7- 6	0- 0	0- 0	AWAY	0- 2	0- 0	7- 4				
1- 3	0- 0	0- 0	NEUTRAL	0- 2	0- 0	1- 1				
5- 5	0- 0	0- 0	NON-CONFERENCE	0- 1	2- 0	3- 4				
4- 0	0- 0	0- 0	HOME	0- 0	2- 0	2- 0				
1- 3	0- 0	0- 0	AWAY	0- 0	0- 0	1- 3				
0- 2	0- 0	0- 0	NEUTRAL	0- 1	0- 0	0- 1				
13- 7	0- 0	0- 0	CONFERENCE	1- 4	0- 0	12- 3				
6- 3	0- 0	0- 0	HOME	1- 1	0- 0	5- 2				
6- 3	0- 0	0- 0	AWAY	0- 2	0- 0	6- 1				
1- 1	0- 0	0- 0	NEUTRAL	0- 1	0- 0	1- 0				

RPI S	Opponent	Score	RPI S	Opponent	Score	RPI S	Opponent	Score	RPI S	Opponent	Score	Team's RPI: 146
						64 A	Fresno St.	76 78	111 H	San Diego	88 82	
						64 H	Fresno St.	76 85	117 H	Buffalo	95 88	
						64 N	Fresno St.	68 94	163 N	Northern Ariz.	64 67	
						83 A	Boise St.	67 85	166 A	Wyoming	45 80	
						83 H	Boise St.	74 61	193 A	Santa Clara	81 89	
						94 N	BYU	56 75	219 A	UNLV	76 63	
									219 H	UNLV	62 60	
									219 N	UNLV	67 48	
									230 A	New Mexico	81 80	
									230 H	New Mexico	89 85	
									236 A	Nevada	72 70	
									236 H	Nevada	76 80	
									238 A	CSU Bakersfield	71 75	
									244 H	San Diego St.	84 67	
									245 A	UC Santa Barbara	73 70	
									266 A	UC Irvine	77 79	
									271 A	Air Force	68 60	
									271 H	Air Force	66 67	
									280 A	Utah St.	76 61	
									280 H	Utah St.	76 38	
									295 A	Colorado St.	58 53	
									295 H	Colorado St.	69 64	
									309 H	Sacramento St.	73 67	
									315 H	Eastern Wash.	84 66	
LAST 10 Division I												
			64 N	Fresno St.	68 94	83 A	Boise St.	67 85				
			219 N	UNLV	67 48	271 H	Air Force	66 67				
			219 A	UNLV	76 63	64 A	Fresno St.	76 78				
			280 H	Utah St.	76 38	236 H	Nevada	76 80				
			295 H	Colorado St.	69 64	166 A	Wyoming	45 80				

Non-Div I Games: La Verne 128 62

San Jose St.

Santa Clara

Through Games Of March 12, 2020

Average RPI Win:	181	WON-LOST	WINNING	LAST 10	STRENGTH OF	OPP. STRENGTH	TEAM	ADJ.	CONF.	ADJ CONF.
Average RPI Loss:	131	RECORD	PCT. RANK	GAMES	SCHEDULE	OF SCHEDULE	RPI	RPI	RPI	RPI
DIV. I ONLY	11- 19	256	4-6	96	122	193	193	11	11	
DIV. I NON-CONF.	5- 5	164	0	62	155	97	97	11	11	
TOTALS	RPI 1-25	RPI 26-50	W-L RECORDS	RPI 51-100	RPI 101-150	RPI 150+				
11- 19	0- 3	0- 1	OVERALL	1- 2	3- 6	7- 7				
5- 7	0- 1	0- 0	HOME	1- 1	3- 1	1- 4				
4- 10	0- 2	0- 1	AWAY	0- 1	0- 4	4- 2				
2- 2	0- 0	0- 0	NEUTRAL	0- 0	0- 1	2- 1				
5- 5	0- 1	0- 1	NON-CONFERENCE	1- 0	1- 1	3- 2				
2- 1	0- 0	0- 0	HOME	1- 0	1- 0	0- 1				
2- 3	0- 1	0- 1	AWAY	0- 0	0- 1	2- 0				
1- 1	0- 0	0- 0	NEUTRAL	0- 0	0- 0	1- 1				
6- 14	0- 2	0- 0	CONFERENCE	0- 2	2- 5	4- 5				
3- 6	0- 1	0- 0	HOME	0- 1	2- 1	1- 3				
2- 7	0- 1	0- 0	AWAY	0- 1	0- 3	2- 2				
1- 1	0- 0	0- 0	NEUTRAL	0- 0	0- 1	1- 0				

RPI 1-25				RPI 26-50				RPI 51-100				RPI 101+ Team's RPI: 193			
RPI	S	Opponent	Score	RPI	S	Opponent	Score	RPI	S	Opponent	Score	RPI	S	Opponent	Score
8	A	Missouri St.	64 71	28	A	Arizona	52 65	64	H	Fresno St.	90 66	103	A	Portland	62 84
12	A	Gonzaga	46 53					94	A	BYU	48 71	103	H	Portland	77 80
12	H	Gonzaga	52 67					94	H	BYU	51 60	111	A	San Diego	47 50
												111	H	San Diego	78 66
												124	A	California	65 69
												134	A	Pacific	69 71
												134	H	Pacific	75 65
												134	N	Pacific	49 67
												146	H	San Jose St.	89 81
												159	A	UC Davis	62 61
												162	N	Montana	68 58
												178	A	Pepperdine	71 79
												178	H	Pepperdine	61 79
												182	N	Delaware	80 81
												201	A	Saint Mary's (CA)	94 87
												201	H	Saint Mary's (CA)	87 95
												215	A	San Francisco	80 72
												215	H	San Francisco	66 72
												215	N	San Francisco	72 65
												281	A	CSUN	76 55
												284	H	Long Beach St.	46 54
												298	A	LMU (CA)	59 75
												298	H	LMU (CA)	76 60
LAST 10 Division I															
				134	N	Pacific	49 67	94	H	BYU	51 60				
				215	N	San Francisco	72 65	12	A	Gonzaga	46 53				
				134	A	Pacific	69 71	103	A	Portland	62 84				
				201	A	Saint Mary's (CA)	94 87	178	H	Pepperdine	61 79				
				111	H	San Diego	78 66	298	H	LMU (CA)	76 60				

Non-Div I Games: UC Santa Cruz 109 51

Santa Clara

Loss, Non-Conf, S Site, H Home A Away N Neutral

Average RPI Win:	298	WON-LOST	WINNING	LAST 10	STRENGTH OF	OPP. STRENGTH	TEAM	ADJ.	CONF.	ADJ CONF.
Average RPI Loss:	218	RECORD	PCT. RANK	GAMES	SCHEDULE	OF SCHEDULE	RPI	RPI	RPI	RPI
DIV. I ONLY	10- 16	246	6-4	296	342	297	297	31	31	
DIV. I NON-CONF.	3- 7	252	0	223	307	276	276	32	32	
TOTALS	RPI 1-25	RPI 26-50	W-L RECORDS	RPI 51-100	RPI 101-150	RPI 150+				
10- 16	0- 0	0- 0	OVERALL	0- 2	0- 1	10- 13				
7- 5	0- 0	0- 0	HOME	0- 2	0- 0	7- 3				
2- 11	0- 0	0- 0	AWAY	0- 0	0- 1	2- 10				
1- 0	0- 0	0- 0	NEUTRAL	0- 0	0- 0	1- 0				
3- 7	0- 0	0- 0	NON-CONFERENCE	0- 2	0- 1	3- 4				
2- 2	0- 0	0- 0	HOME	0- 2	0- 0	2- 0				
1- 5	0- 0	0- 0	AWAY	0- 0	0- 1	1- 4				
0- 0	0- 0	0- 0	NEUTRAL	0- 0	0- 0	0- 0				
7- 9	0- 0	0- 0	CONFERENCE	0- 0	0- 0	7- 9				
5- 3	0- 0	0- 0	HOME	0- 0	0- 0	5- 3				
1- 6	0- 0	0- 0	AWAY	0- 0	0- 0	1- 6				
1- 0	0- 0	0- 0	NEUTRAL	0- 0	0- 0	1- 0				

RPI 1-25			RPI 26-50			RPI 51-100			RPI 101+			Team's RPI: 297
RPI	S	Opponent	Score	RPI	S	Opponent	Score	RPI	S	Opponent	Score	
						57 H Montana St.	65 73	140 A Washington		46 78		
						99 H Idaho	84 90	163 A Northern Ariz.		80 88		
								169 A Idaho St.		48 73		
								204 A UMKC		65 68		
								204 H UMKC		65 76		
								234 A Cal St. Fullerton		63 81		
								238 A CSU Bakersfield		43 55		
								238 H CSU Bakersfield		63 57		
								246 A Grand Canyon		60 63		
								246 H Grand Canyon		48 56		
								280 A Utah St.		63 70		
								284 H Long Beach St.		66 54		
								285 A California Baptist		83 49		
								285 H California Baptist		79 90		
								294 A Cal Poly		72 49		
								302 A Utah Valley		58 70		
								302 H Utah Valley		82 80		
								302 N Utah Valley		61 48		
								305 A UTRGV		81 85		
								305 H UTRGV		78 70		
								309 H Sacramento St.		88 84		
								311 A New Mexico St.		65 83		
								311 H New Mexico St.		67 57		
								349 H Chicago St.		80 51		
LAST 10 Division I												
						302 N Utah Valley	61 48	305 H UTRGV		78 70		
						204 A UMKC	65 68	311 H New Mexico St.		67 57		
						285 H California Baptist	79 90	302 H Utah Valley		82 80		
						238 A CSU Bakersfield	43 55	285 A California Baptist		83 49		
						246 A Grand Canyon	60 63	238 H CSU Bakersfield		63 57		

Non-Div I Games: Warner Pacific 89 47 Saint Martin's 91 81 Central Wash. 75 65

Seattle U

Loss, Non-Conf, S Site, H Home A Away N Neutral

Seton Hall

Through Games Of March 12, 2020

Average RPI Win: 173	WON-LOST	WINNING	LAST 10	STRENGTH OF	OPP. STRENGTH	TEAM	ADJ.	CONF.	ADJ CONF.
Average RPI Loss: 44	RECORD	PCT. RANK	GAMES	SCHEDULE	OF SCHEDULE	RPI	RPI	RPI	RPI
DIV. I ONLY	19- 12	111	6-4	44	74	63	63	6	6
DIV. I NON-CONF.	7- 4	100	0	51	111	80	80	6	6
TOTALS	RPI 1-25	RPI 26-50	W-L RECORDS	RPI 51-100	RPI 101-150	RPI 150+			
19- 12	1- 6	0- 0	OVERALL	3- 5	4- 1	11- 0			
10- 5	1- 3	0- 0	HOME	2- 2	1- 0	6- 0			
6- 6	0- 3	0- 0	AWAY	1- 2	1- 1	4- 0			
3- 1	0- 0	0- 0	NEUTRAL	0- 1	2- 0	1- 0			
7- 4	0- 2	0- 0	NON-CONFERENCE	1- 1	1- 1	5- 0			
4- 2	0- 2	0- 0	HOME	1- 0	0- 0	3- 0			
1- 1	0- 0	0- 0	AWAY	0- 0	0- 1	1- 0			
2- 1	0- 0	0- 0	NEUTRAL	0- 1	1- 0	1- 0			
12- 8	1- 4	0- 0	CONFERENCE	2- 4	3- 0	6- 0			
6- 3	1- 1	0- 0	HOME	1- 2	1- 0	3- 0			
5- 5	0- 3	0- 0	AWAY	1- 2	1- 0	3- 0			
1- 0	0- 0	0- 0	NEUTRAL	0- 0	1- 0	0- 0			

RPI 1-25				RPI 26-50				RPI 51-100 Team's RPI: 63				RPI 101+			
RPI	S	Opponent	Score	RPI	S	Opponent	Score	RPI	S	Opponent	Score	RPI	S	Opponent	Score
4	H	UConn	78 92					51	A	Creighton	66 78	101	A	Butler	67 62
9	H	Princeton	76 78					51	H	Creighton	82 70	101	H	Butler	66 53
18	A	DePaul	68 85					58	A	St. John's (NY)	76 77	101	N	Butler	83 57
18	A	DePaul	80 83					58	H	St. John's (NY)	66 82	107	A	Lehigh	68 75
18	H	DePaul	76 86					79	N	Georgia Tech	54 79	127	N	Vanderbilt	69 65
23	A	Marquette	60 81					84	A	Villanova	65 63	168	H	Lafayette	74 50
23	H	Marquette	72 60					84	H	Villanova	55 61	187	A	Providence	71 45
								90	H	VCU	53 33	187	H	Providence	97 55
												221	H	Fairfield	74 44
												237	N	Saint Joseph's	55 39
												256	A	Georgetown	61 47
												256	H	Georgetown	79 60
												264	A	Iona	89 37
												270	A	Xavier	83 61
												270	H	Xavier	69 59
												286	H	Sacred Heart	95 69
LAST 10 Division I															
18	A	DePaul	80 83	51	A	Creighton	66 78								
101	N	Butler	83 57	187	A	Providence	71 45								
101	H	Butler	66 53	18	H	DePaul	76 86								
270	H	Xavier	69 59	23	H	Marquette	72 60								
58	A	St. John's (NY)	76 77	84	A	Villanova	65 63								

Non-Div I Games:

Seton Hall

■ Loss,
 ■ Non-Conf,
 ■ S Site,
 ■ Home
 ■ A Away
 N Neutral

Average RPI Win: 285		WON-LOST	WINNING	LAST 10	STRENGTH OF	OPP. STRENGTH	TEAM	ADJ.	CONF.	ADJ CONF.
Average RPI Loss: 180		RECORD	PCT. RANK	GAMES	SCHEDULE	OF SCHEDULE	RPI	RPI	RPI	RPI
DIV. I ONLY		11- 20	269	3-7	232	318	276	276	24	24
DIV. I NON-CONF.		2- 7	288	0	126	338	283	283	25	25
TOTALS		RPI 1-25	RPI 26-50	W-L RECORDS	RPI 51-100	RPI 101-150	RPI 150+			
11- 20	0- 0		0- 0	OVERALL	0- 5	0- 3	11- 12			
7- 6	0- 0		0- 0	HOME	0- 2	0- 0	7- 4			
3- 13	0- 0		0- 0	AWAY	0- 3	0- 3	3- 7			
1- 1	0- 0		0- 0	NEUTRAL	0- 0	0- 0	1- 1			
2- 7	0- 0		0- 0	NON-CONFERENCE	0- 1	0- 3	2- 3			
2- 1	0- 0		0- 0	HOME	0- 0	0- 0	2- 1			
0- 6	0- 0		0- 0	AWAY	0- 1	0- 3	0- 2			
0- 0	0- 0		0- 0	NEUTRAL	0- 0	0- 0	0- 0			
9- 13	0- 0		0- 0	CONFERENCE	0- 4	0- 0	9- 9			
5- 5	0- 0		0- 0	HOME	0- 2	0- 0	5- 3			
3- 7	0- 0		0- 0	AWAY	0- 2	0- 0	3- 5			
1- 1	0- 0		0- 0	NEUTRAL	0- 0	0- 0	1- 1			

[illegible]

Non-Div I Games:

Siena

Loss, Non-Conf, S Site, H Home A Away N Neutral

South Alabama

Through Games Of March 12, 2020

Average RPI Win:	242	WON-LOST	WINNING	LAST 10	STRENGTH OF	OPP. STRENGTH	TEAM	ADJ.	CONF.	ADJ CONF.
Average RPI Loss:	147	RECORD	PCT. RANK	GAMES	SCHEDULE	OF SCHEDULE	RPI	RPI	RPI	RPI
DIV. I ONLY	14- 16	189	5-5	221	195	211	211	21	21	
DIV. I NON-CONF.	3- 7	252	0	245	78	289	289	19	19	
TOTALS	RPI 1-25	RPI 26-50	W-L RECORDS	RPI 51-100	RPI 101-150	RPI 150+				
14- 16	0- 0	0- 3	OVERALL	1- 3	1- 3	12- 7				
7- 8	0- 0	0- 2	HOME	1- 2	0- 2	6- 2				
6- 8	0- 0	0- 1	AWAY	0- 1	1- 1	5- 5				
1- 0	0- 0	0- 0	NEUTRAL	0- 0	0- 0	1- 0				
3- 7	0- 0	0- 1	NON-CONFERENCE	1- 1	0- 2	2- 3				
2- 4	0- 0	0- 1	HOME	1- 1	0- 1	1- 1				
1- 3	0- 0	0- 0	AWAY	0- 0	0- 1	1- 2				
0- 0	0- 0	0- 0	NEUTRAL	0- 0	0- 0	0- 0				
11- 9	0- 0	0- 2	CONFERENCE	0- 2	1- 1	10- 4				
5- 4	0- 0	0- 1	HOME	0- 1	0- 1	5- 1				
5- 5	0- 0	0- 1	AWAY	0- 1	1- 0	4- 3				
1- 0	0- 0	0- 0	NEUTRAL	0- 0	0- 0	1- 0				

RPI S	Opponent	Score	RPI S	Opponent	Score	RPI S	Opponent	Score	RPI S	Opponent	Score	Team's RPI: 211
44	A Troy	68 85	44	H Troy	73 77	72	H Alabama	62 74	108	A UAB	61 77	
47	H Rutgers	56 77				78	H A&M-Corpus Christi	83 82	112	A UT Arlington	55 47	
						98	A Coastal Caro.	73 76	112	H UT Arlington	45 68	
						98	H Coastal Caro.	62 71	114	H Auburn	62 82	
									174	A Tulane	62 53	
									188	A Louisiana	68 73	
									188	H Louisiana	78 63	
									206	A Little Rock	57 42	
									206	H Little Rock	58 69	
									212	A Southern Miss.	55 62	
									228	A Appalachian St.	59 71	
									228	H Appalachian St.	81 66	
									231	H Miami (OH)	73 76	
									248	H Texas St.	78 76	
									254	A Arkansas St.	80 86	
									254	H Arkansas St.	87 71	
									254	N Arkansas St.	82 71	
									289	A ETSU	60 65	
									293	A Ga. Southern	71 65	
									316	A Georgia St.	81 64	
									334	H Tennessee St.	70 48	
									348	A La.-Monroe	73 39	
									348	H La.-Monroe	72 63	
LAST 10 Division I												
112	A UT Arlington	55 47	206	H Little Rock	58 69							
254	N Arkansas St.	82 71	254	H Arkansas St.	87 71							
206	A Little Rock	57 42	98	A Coastal Caro.	73 76							
254	A Arkansas St.	80 86	228	A Appalachian St.	59 71							
44	H Troy	73 77	348	A La.-Monroe	73 39							

Non-Div I Games: William Carey 68 52 Mobile 103 59

South Alabama

Loss, Non-Conf, S Site, H Home A Away N Neutral

South Carolina

Through Games Of March 12, 2020

Average RPI Win:	92	WON-LOST	WINNING	LAST 10	STRENGTH OF	OPP. STRENGTH	TEAM	ADJ.	CONF.	ADJ CONF.
Average RPI Loss:	14	RECORD	PCT. RANK	GAMES	SCHEDULE	OF SCHEDULE	RPI	RPI	RPI	RPI
DIV. I ONLY	32- 1	1	10-0	5	3	1	1	4	4	
DIV. I NON-CONF.	13- 1	9	1-0	28	4	3	3	5	5	
TOTALS	RPI 1-25	RPI 26-50	W-L RECORDS	RPI 51-100	RPI 101-150	RPI 150+				
32- 1	8- 1	8- 0	OVERALL	4- 0	6- 0	6- 0				
15- 0	4- 0	5- 0	HOME	1- 0	2- 0	3- 0				
12- 0	2- 0	2- 0	AWAY	2- 0	3- 0	3- 0				
5- 1	2- 1	1- 0	NEUTRAL	1- 0	1- 0	0- 0				
13- 1	3- 1	4- 0	NON-CONFERENCE	0- 0	2- 0	4- 0				
7- 0	1- 0	3- 0	HOME	0- 0	0- 0	3- 0				
4- 0	1- 0	1- 0	AWAY	0- 0	1- 0	1- 0				
2- 1	1- 1	0- 0	NEUTRAL	0- 0	1- 0	0- 0				
19- 0	5- 0	4- 0	CONFERENCE	4- 0	4- 0	2- 0				
8- 0	3- 0	2- 0	HOME	1- 0	2- 0	0- 0				
8- 0	1- 0	1- 0	AWAY	2- 0	2- 0	2- 0				
3- 0	1- 0	1- 0	NEUTRAL	1- 0	0- 0	0- 0				

RPI 1-25				Team's RPI: 1		RPI 26-50				RPI 51-100				RPI 101+			
RPI	S	Opponent	Score	RPI	S	Opponent	Score	RPI	S	Opponent	Score	RPI	S	Opponent	Score		
3	A	Maryland	63 54	26	H	South Dakota	73 60	65	H	Tennessee	69 48	109	N	Washington St.	68 53		
4	H	UConn	70 52	27	H	Duke	89 46	68	A	Georgia	88 53	114	H	Auburn	79 53		
5	N	Baylor	74 59	30	A	Arkansas	86 65	68	N	Georgia	89 56	116	A	Temple	78 71		
10	H	Mississippi St.	81 79	30	H	Arkansas	91 82	72	A	Alabama	93 78	127	A	Vanderbilt	93 57		
10	N	Mississippi St.	76 62	30	N	Arkansas	90 64					127	H	Vanderbilt	95 44		
14	N	Indiana	57 71	35	H	LSU	63 48					138	A	Florida	100 67		
21	H	Texas A&M	60 52	42	A	Dayton	75 49					176	A	Missouri	78 45		
24	A	Kentucky	67 58	45	H	Purdue	85 49					225	A	Clemson	84 48		
24	H	Kentucky	99 72									228	H	Appalachian St.	92 50		
												301	A	Ole Miss	87 32		
												317	H	USC Upstate	112 32		
												325	H	Alabama St.	103 43		
LAST 10 Division I																	
				10	N	Mississippi St.	76 62	24	A	Kentucky	67 58						
				30	N	Arkansas	90 64	35	H	LSU	63 48						
				68	N	Georgia	89 56	127	H	Vanderbilt	95 44						
				21	H	Texas A&M	60 52	114	H	Auburn	79 53						
				138	A	Florida	100 67	4	H	UConn	70 52						

Non-Div I Games:

South Carolina

Loss, Non-Conf, S Site, H Home A Away N Neutral

Average RPI Win:	329	WON-LOST	WINNING	LAST 10	STRENGTH OF	OPP. STRENGTH	TEAM	ADJ.	CONF.	ADJ CONF.
Average RPI Loss:	240	RECORD	PCT. RANK	GAMES	SCHEDULE	OF SCHEDULE	RPI	RPI	RPI	RPI
DIV. I ONLY	3- 27	341	0-10	342	350	350	350	29	29	
DIV. I NON-CONF.	1- 12	335	0	316	347	344	344	29	29	
TOTALS	RPI 1-25	RPI 26-50	W-L RECORDS	RPI 51-100	RPI 101-150	RPI 150+				
3- 27	0- 0	0- 0	OVERALL	0- 1	0- 3	3- 23				
1- 12	0- 0	0- 0	HOME	0- 0	0- 1	1- 11				
2- 13	0- 0	0- 0	AWAY	0- 1	0- 1	2- 11				
0- 2	0- 0	0- 0	NEUTRAL	0- 0	0- 1	0- 1				
1- 12	0- 0	0- 0	NON-CONFERENCE	0- 1	0- 1	1- 10				
0- 5	0- 0	0- 0	HOME	0- 0	0- 0	0- 5				
1- 6	0- 0	0- 0	AWAY	0- 1	0- 0	1- 5				
0- 1	0- 0	0- 0	NEUTRAL	0- 0	0- 1	0- 0				
2- 15	0- 0	0- 0	CONFERENCE	0- 0	0- 2	2- 13				
1- 7	0- 0	0- 0	HOME	0- 0	0- 1	1- 6				
1- 7	0- 0	0- 0	AWAY	0- 0	0- 1	1- 6				
0- 1	0- 0	0- 0	NEUTRAL	0- 0	0- 0	0- 1				

RPI S	Opponent	Score	RPI S	Opponent	Score	RPI S	Opponent	Score	RPI S	Opponent	Score	Team's RPI: 350
						98 A	Coastal Caro.	44 85	130 A	Bethune-Cookman	70 86	
									130 H	Bethune-Cookman	55 66	
									142 N	North Ala.	46 99	
									153 A	Norfolk St.	42 76	
									170 H	Radford	45 60	
									184 A	N.C. A&T	55 66	
									184 H	N.C. A&T	47 63	
									218 H	North Dakota	53 95	
									219 A	UNLV	57 66	
									222 A	Morgan St.	47 77	
									222 H	Morgan St.	47 60	
									260 A	UNC Asheville	51 82	
									261 A	Howard	47 78	
									261 N	Howard	72 79	
									262 A	UNCW	46 84	
									268 H	Col. of Charleston	55 76	
									275 H	Delaware St.	64 76	
									278 A	N.C. Central	49 90	
									278 H	N.C. Central	49 55	
									292 H	Presbyterian	49 70	
									307 H	UMES	60 55	
									316 A	Georgia St.	52 77	
									317 A	USC Upstate	47 58	
									326 H	Mercer	55 66	
									336 A	Florida A&M	45 57	
									336 H	Florida A&M	39 44	
LAST 10 Division I												
			261 N	Howard	72 79		222 H	Morgan St.	47 60			
			184 H	N.C. A&T	47 63		337 H	Coppin St.	42 61			
			278 H	N.C. Central	49 55		275 H	Delaware St.	64 76			
			336 A	Florida A&M	45 57		184 A	N.C. A&T	55 66			
			130 A	Bethune-Cookman	70 86		278 A	N.C. Central	49 90			

Non-Div I Games:

S
o
u
t
h
C
a
r
o
l
i
n
a
s
t
.

RPI S Opponent South Carolina St.
Score

Through Games Of March 12, 2020

RPI	S	Opponent	Score	
337	A	Coppin St.	71	60
337	H	Coppin St.	42	61
343	A	Charleston So.	81	75

S
o
u
t
h
C
a
r
o
l
i
n
a
s
t
.

South Carolina st.
S
t
.

Average RPI Win:	193	WON-LOST	WINNING	LAST 10	STRENGTH OF	OPP. STRENGTH	TEAM	ADJ.	CONF.	ADJ CONF.
Average RPI Loss:	5	RECORD	PCT. RANK	GAMES	SCHEDULE	OF SCHEDULE	RPI	RPI	RPI	RPI
DIV. I ONLY	29- 2	4	10-0	194	110	26	26	19	19	
DIV. I NON-CONF.	10- 2	29	0	72	3	17	17	18	18	
TOTALS	RPI 1-25	RPI 26-50	W-L RECORDS	RPI 51-100	RPI 101-150	RPI 150+				
29- 2	2- 2	0- 0	OVERALL	4- 0	3- 0	20- 0				
13- 1	1- 1	0- 0	HOME	2- 0	0- 0	10- 0				
11- 1	0- 1	0- 0	AWAY	1- 0	3- 0	7- 0				
5- 0	1- 0	0- 0	NEUTRAL	1- 0	0- 0	3- 0				
10- 2	2- 2	0- 0	NON-CONFERENCE	1- 0	3- 0	4- 0				
5- 1	1- 1	0- 0	HOME	1- 0	0- 0	3- 0				
3- 1	0- 1	0- 0	AWAY	0- 0	3- 0	0- 0				
2- 0	1- 0	0- 0	NEUTRAL	0- 0	0- 0	1- 0				
19- 0	0- 0	0- 0	CONFERENCE	3- 0	0- 0	16- 0				
8- 0	0- 0	0- 0	HOME	1- 0	0- 0	7- 0				
8- 0	0- 0	0- 0	AWAY	1- 0	0- 0	7- 0				
3- 0	0- 0	0- 0	NEUTRAL	1- 0	0- 0	2- 0				

RPI 1-25				RPI 26-50		Team's RPI: 26		RPI 51-100				RPI 101+			
RPI	S	Opponent	Score	RPI	S	Opponent	Score	RPI	S	Opponent	Score	RPI	S	Opponent	Score
1	A	South Carolina	60 73					51	H	Creighton	72 65	106	A	Utah	84 81
8	H	Missouri St.	66 74					71	A	South Dakota St.	77 67	113	A	Green Bay	66 60
17	N	Ohio St.	68 53					71	H	South Dakota St.	83 48	144	A	Northeastern	80 76
25	H	Drake	102 94					71	N	South Dakota St.	63 58	162	H	Montana	96 64

Average RPI Win:	221	WON-LOST	WINNING	LAST 10	STRENGTH OF	OPP. STRENGTH	TEAM	ADJ.	CONF.	ADJ CONF.
Average RPI Loss:	48	RECORD	PCT. RANK	GAMES	SCHEDULE	OF SCHEDULE	RPI	RPI	RPI	RPI
DIV. I ONLY	22- 10	65	7-3	84	151	71	71	19	19	
DIV. I NON-CONF.	7- 6	161	0	12	19	58	58	18	18	
TOTALS	RPI 1-25	RPI 26-50	W-L RECORDS	RPI 51-100	RPI 101-150	RPI 150+				
22- 10	0- 4	0- 4	OVERALL	2- 1	2- 0	18- 1				
10- 4	0- 2	0- 1	HOME	1- 0	0- 0	9- 1				
8- 4	0- 2	0- 1	AWAY	0- 1	1- 0	7- 0				
4- 2	0- 0	0- 2	NEUTRAL	1- 0	1- 0	2- 0				
7- 6	0- 4	0- 1	NON-CONFERENCE	2- 1	2- 0	3- 0				
4- 2	0- 2	0- 0	HOME	1- 0	0- 0	3- 0				
1- 3	0- 2	0- 0	AWAY	0- 1	1- 0	0- 0				
2- 1	0- 0	0- 1	NEUTRAL	1- 0	1- 0	0- 0				
15- 4	0- 0	0- 3	CONFERENCE	0- 0	0- 0	15- 1				
6- 2	0- 0	0- 1	HOME	0- 0	0- 0	6- 1				
7- 1	0- 0	0- 1	AWAY	0- 0	0- 0	7- 0				
2- 1	0- 0	0- 1	NEUTRAL	0- 0	0- 0	2- 0				

RPI 1-25				RPI 26-50				RPI 51-100				Team's RPI: 71		RPI 101+			
RPI	S	Opponent	Score	RPI	S	Opponent	Score	RPI	S	Opponent	Score			RPI	S	Opponent	Score
2	A	Oregon	56 95	26	A	South Dakota	48 83	51	A	Creighton	48 61			113	A	Green Bay	60 55
22	H	Central Mich.	74 79	26	H	South Dakota	67 77	57	H	Montana St.	60 50			123	N	Notre Dame	65 59
23	H	Marquette	58 65	26	N	South Dakota	58 63	69	N	South Fla.	61 50			166	H	Wyoming	67 40
25	A	Drake	67 74	36	N	FGCU	70 71							198	A	Oral Roberts	76 61
														198	H	Oral Roberts	58 44
														207	H	Chattanooga	71 56
														216	A	Western Ill.	89 48
														216	H	Western Ill.	75 45
														218	A	North Dakota	74 61
														218	H	North Dakota	99 64
														218	N	North Dakota	72 43
														243	A	Denver	86 79
														243	H	Denver	62 72
														257	A	North Dakota St.	85 58
														257	H	North Dakota St.	60 52
														257	N	North Dakota St.	76 56
														313	A	Omaha	68 51
														313	H	Omaha	69 59
														337	H	Coppin St.	94 41
														339	A	Purdue Fort Wayne	100 69
														339	H	Purdue Fort Wayne	89 43
LAST 10 Division I																	
				26	N	South Dakota	58 63	218	A	North Dakota	74 61						
				257	N	North Dakota St.	76 56	339	H	Purdue Fort Wayne	89 43						
				218	N	North Dakota	72 43	243	H	Denver	62 72						
				257	A	North Dakota St.	85 58	313	H	Omaha	69 59						
				26	H	South Dakota	67 77	198	A	Oral Roberts	76 61						

Non-Div I Games: Dakota Wesleyan 77 46

South Dakota St.

Loss, Non-Conf, S Site, H Home A Away N Neutral

Average RPI Win:	183	WON-LOST	WINNING	LAST 10	STRENGTH OF	OPP. STRENGTH	TEAM	ADJ.	CONF.	ADJ CONF.
Average RPI Loss:	56	RECORD	PCT. RANK	GAMES	SCHEDULE	OF SCHEDULE	RPI	RPI	RPI	RPI
DIV. I ONLY	19- 13	122	6-4	29	80	69	69	9	9	
DIV. I NON-CONF.	8- 6	138	0	38	121	103	103	9	9	
<hr/>										
TOTALS	RPI 1-25	RPI 26-50	W-L RECORDS	RPI 51-100	RPI 101-150	RPI 150+				
19- 13	0- 5	1- 3	OVERALL	3- 2	1- 2	14- 1				
14- 2	0- 1	1- 1	HOME	3- 0	1- 0	9- 0				
4- 6	0- 2	0- 1	AWAY	0- 1	0- 1	4- 1				
1- 5	0- 2	0- 1	NEUTRAL	0- 1	0- 1	1- 0				
8- 6	0- 2	1- 1	NON-CONFERENCE	2- 1	0- 1	5- 1				
8- 0	0- 0	1- 0	HOME	2- 0	0- 0	5- 0				
0- 2	0- 1	0- 0	AWAY	0- 0	0- 0	0- 1				
0- 4	0- 1	0- 1	NEUTRAL	0- 1	0- 1	0- 0				
11- 7	0- 3	0- 2	CONFERENCE	1- 1	1- 1	9- 0				
6- 2	0- 1	0- 1	HOME	1- 0	1- 0	4- 0				
4- 4	0- 1	0- 1	AWAY	0- 1	0- 1	4- 0				
1- 1	0- 1	0- 0	NEUTRAL	0- 0	0- 0	1- 0				

RPI 1-25				RPI 26-50				RPI 51-100 Team's RPI: 69				RPI 101+			
RPI	S	Opponent	Score	RPI	S	Opponent	Score	RPI	S	Opponent	Score	RPI	S	Opponent	Score
4	A	UConn	39 80	36	N	FGCU	77 81	61	A	Cincinnati	55 60	116	A	Temple	66 69
4	H	UConn	47 67	37	A	UCF	48 56	61	H	Cincinnati	76 68	116	H	Temple	99 51
4	N	UConn	38 79	37	H	UCF	57 64	71	N	South Dakota St.	50 61	123	N	Notre Dame	51 67
5	A	Baylor	46 58	43	H	Texas	64 57	90	H	VCU	77 55	164	H	Jacksonville	70 39
10	N	Mississippi St.	61 86					99	H	Idaho	67 64	165	A	Wichita St.	56 50
<hr/>															
LAST 10 Division I															
		4 N UConn	38 79			195 A Memphis	68 47								
		174 N Tulane	64 50			37 A UCF	48 56								
		4 A UConn	39 80			4 H UConn	47 67								
		233 H SMU	85 62			174 A Tulane	53 43								
		242 H East Carolina	81 52			116 H Temple	99 51								

Non-Div I Games:

South Fla.

Average RPI Win:	226	WON-LOST	WINNING	LAST 10	STRENGTH OF	OPP. STRENGTH	TEAM	ADJ.	CONF.	ADJ CONF.
Average RPI Loss:	151	RECORD	PCT. RANK	GAMES	SCHEDULE	OF SCHEDULE	RPI	RPI	RPI	RPI
DIV. I ONLY	23- 7	31	8-2	263	231	88	88	20	20	
DIV. I NON-CONF.	6- 3	90	0	346	164	182	182	23	23	
TOTALS	RPI 1-25	RPI 26-50	W-L RECORDS	RPI 51-100	RPI 101-150	RPI 150+				
23- 7	0- 0	2- 1	OVERALL	1- 2	1- 0	19- 4				
10- 1	0- 0	1- 0	HOME	0- 1	1- 0	8- 0				
10- 6	0- 0	0- 1	AWAY	0- 1	0- 0	10- 4				
3- 0	0- 0	1- 0	NEUTRAL	1- 0	0- 0	1- 0				
6- 3	0- 0	0- 0	NON-CONFERENCE	0- 1	1- 0	5- 2				
2- 0	0- 0	0- 0	HOME	0- 0	1- 0	1- 0				
4- 3	0- 0	0- 0	AWAY	0- 1	0- 0	4- 2				
0- 0	0- 0	0- 0	NEUTRAL	0- 0	0- 0	0- 0				
17- 4	0- 0	2- 1	CONFERENCE	1- 1	0- 0	14- 2				
8- 1	0- 0	1- 0	HOME	0- 1	0- 0	7- 0				
6- 3	0- 0	0- 1	AWAY	0- 0	0- 0	6- 2				
3- 0	0- 0	1- 0	NEUTRAL	1- 0	0- 0	1- 0				

RPI S	Opponent	Score	RPI S	Opponent	Score	RPI S	Opponent	Score	RPI S	Opponent	Score
48	A UT Martin	72 78	48	H UT Martin	71 69	48	N UT Martin	67 47	55	H Belmont	45 57
48	H UT Martin	71 69	55	N Belmont	114 99	86	A Saint Louis	61 76	105	H Southern Ill.	79 65
48	N UT Martin	67 47							160	A Eastern Mich.	64 69
									173	A Austin Peay	79 66
									173	H Austin Peay	81 43
									200	A Eastern Ill.	77 65
									200	H Eastern Ill.	72 56
									205	A Tennessee Tech	72 59
									205	H Tennessee Tech	87 72
									205	N Tennessee Tech	82 81
									216	A Western Ill.	91 97
									241	A Murray St.	62 70
									241	H Murray St.	88 73
									250	A Jacksonville St.	51 72
									250	H Jacksonville St.	79 52
									254	A Arkansas St.	79 67
									273	A Indiana St.	68 58
									287	A Morehead St.	67 61
									296	A Eastern Ky.	60 44
									301	A Ole Miss	70 53
									330	H Evansville	83 60
									334	H Tennessee St.	83 54
									338	A SIUE	66 56
									338	H SIUE	80 57
									339	A Purdue Fort Wayne	58 48

LAST 10 Division I

48	N UT Martin	67 47	205	A Tennessee Tech	72 59
55	N Belmont	114 99	250	A Jacksonville St.	51 72
205	N Tennessee Tech	82 81	338	H SIUE	80 57
48	A UT Martin	72 78	48	H UT Martin	71 69
200	H Eastern Ill.	72 56	205	H Tennessee Tech	87 72

Non-Div I Games: Harris-Stowe 106 64 Mo.-St. Louis 70 56

Southeast Mo. St.

Loss, Non-Conf, S Site, H Home A Away N Neutral

Southeastern Div.				Through Games Of March 11, 1918						
Average RPI Win:	268	WON-LOST	WINNING	LAST 10	STRENGTH OF	OPP. STRENGTH	TEAM	ADJ.	CONF.	ADJ CONF.
Average RPI Loss:	163	RECORD	PCT. RANK	GAMES	SCHEDULE	OF SCHEDULE	RPI	RPI	RPI	RPI
DIV. I ONLY	11- 17	236	3-6	240	286	251	251	23	23	
DIV. I NON-CONF.	2- 6	279	0	208	281	252	252	24	24	
TOTALS	RPI 1-25	RPI 26-50	W-L RECORDS	RPI 51-100	RPI 101-150	RPI 150+				
11- 17	0- 0	0- 1	OVERALL	1- 5	0- 2	10- 9				
7- 4	0- 0	0- 0	HOME	1- 1	0- 1	6- 2				
4- 13	0- 0	0- 1	AWAY	0- 4	0- 1	4- 7				
0- 0	0- 0	0- 0	NEUTRAL	0- 0	0- 0	0- 0				
2- 6	0- 0	0- 1	NON-CONFERENCE	0- 1	0- 0	2- 4				
1- 0	0- 0	0- 0	HOME	0- 0	0- 0	1- 0				
1- 6	0- 0	0- 1	AWAY	0- 1	0- 0	1- 4				
0- 0	0- 0	0- 0	NEUTRAL	0- 0	0- 0	0- 0				
9- 11	0- 0	0- 0	CONFERENCE	1- 4	0- 2	8- 5				
6- 4	0- 0	0- 0	HOME	1- 1	0- 1	5- 2				
3- 7	0- 0	0- 0	AWAY	0- 3	0- 1	3- 3				
0- 0	0- 0	0- 0	NEUTRAL	0- 0	0- 0	0- 0				

RPI 1-25				RPI 26-50				RPI 51-100				RPI 101+				Team's RPI: 251	
RPI	S	Opponent	Score	RPI	S	Opponent	Score	RPI	S	Opponent	Score	RPI	S	Opponent	Score		
				35	A	LSU	52 62	72	A	Alabama	50 87	145	A	Sam Houston St.	75 81		
								78	A	A&M-Corpus Christi	48 49	145	H	Sam Houston St.	69 84		
								78	H	A&M-Corpus Christi	48 44	157	H	Jackson St.	63 59		
								82	A	SFA	51 77	172	A	New Orleans	47 58		
								85	A	Abilene Christian	53 61	172	H	New Orleans	73 57		
								85	H	Abilene Christian	62 68	188	A	Louisiana	50 60		
												212	A	Southern Miss.	54 62		
												214	A	Houston	65 78		
												239	A	Central Ark.	47 54		
												239	H	Central Ark.	63 42		
												249	A	Louisiana Tech	78 92		
												255	A	Nicholls St.	49 54		
												255	H	Nicholls St.	65 67		
												263	H	Lamar University	57 65		
												267	H	Incarinate Word	58 44		
												318	A	Houston Baptist	69 59		
												335	A	Northwestern St.	72 56		
												335	H	Northwestern St.	66 41		
												347	A	McNeese	74 67		
												347	H	McNeese	87 48		
												348	A	La.-Monroe	65 52		
LAST 10 Division I																	
				172	A	New Orleans	47 58	78	A	A&M-Corpus Christi	48 49						
				239	A	Central Ark.	47 54	255	A	Nicholls St.	49 54						
				335	H	Northwestern St.	66 41	145	A	Sam Houston St.	75 81						
				347	H	McNeese	87 48	267	H	Incarinate Word	58 44						
				85	H	Abilene Christian	62 68	172	H	New Orleans	73 57						

Non-Div I Games: LSU-Alexandria 89 67

Southeastern La.

Loss, Non-Conf, S Site, H Home A Away N Neutral

Average RPI Win:	153	WON-LOST	WINNING	LAST 10	STRENGTH OF	OPP. STRENGTH	TEAM	ADJ.	CONF.	ADJ CONF.
Average RPI Loss:	62	RECORD	PCT. RANK	GAMES	SCHEDULE	OF SCHEDULE	RPI	RPI	RPI	RPI
DIV. I ONLY	17- 14	146	6-4	47	30	81	81	1	1	
DIV. I NON-CONF.	8- 3	68	0	224	153	114	114	2	2	
TOTALS	RPI 1-25	RPI 26-50	W-L RECORDS	RPI 51-100	RPI 101-150	RPI 150+				
17- 14	2- 5	0- 4	OVERALL	4- 2	5- 2	6- 1				
11- 4	2- 2	0- 2	HOME	2- 0	3- 0	4- 0				
4- 8	0- 2	0- 2	AWAY	0- 1	2- 2	2- 1				
2- 2	0- 1	0- 0	NEUTRAL	2- 1	0- 0	0- 0				
8- 3	0- 1	0- 0	NON-CONFERENCE	2- 1	0- 0	6- 1				
5- 1	0- 1	0- 0	HOME	1- 0	0- 0	4- 0				
2- 1	0- 0	0- 0	AWAY	0- 0	0- 0	2- 1				
1- 1	0- 0	0- 0	NEUTRAL	1- 1	0- 0	0- 0				
9- 11	2- 4	0- 4	CONFERENCE	2- 1	5- 2	0- 0				
6- 3	2- 1	0- 2	HOME	1- 0	3- 0	0- 0				
2- 7	0- 2	0- 2	AWAY	0- 1	2- 2	0- 0				
1- 1	0- 1	0- 0	NEUTRAL	1- 0	0- 0	0- 0				

RPI 1-25				RPI 26-50				RPI 51-100				RPI 101-150				RPI 150+			
RPI	S	Opponent	Score	RPI	S	Opponent	Score	RPI	S	Opponent	Score	RPI	S	Opponent	Score	RPI	S	Opponent	Score
2	H	Oregon	67 93	28	A	Arizona	57 73	72	N	Alabama	60 57	106	A	Utah	65 67				
6	A	Stanford	59 79	28	H	Arizona	57 65	75	H	Virginia	59 49	106	H	Utah	69 66				
13	A	UCLA	59 83	40	A	Arizona St.	75 76	89	N	Nebraska	54 67	109	A	Washington St.	66 60				
13	H	UCLA	70 68	40	H	Arizona St.	54 63	95	A	Colorado	53 66	109	H	Washington St.	74 63				
13	N	UCLA	66 73					95	H	Colorado	66 55	124	A	California	75 67				
20	H	Oregon St.	72 66					95	N	Colorado	69 54	140	A	Washington	66 75				
21	H	Texas A&M	64 74									140	H	Washington	81 78				
												219	H	UNLV	75 54				
												236	H	Nevada	50 47				
												245	A	UC Santa Barbara	46 57				
												281	A	CSUN	69 53				
												284	H	Long Beach St.	57 40				
												305	H	UTRGV	80 43				
												312	A	UC Riverside	76 59				
LAST 10 Division I																			
		13 N UCLA	66 73			140 A Washington	66 75												
		95 N Colorado	69 54			2 H Oregon	67 93												
		95 H Colorado	66 55			20 H Oregon St.	72 66												
		106 H Utah	69 66			6 A Stanford	59 79												
		109 A Washington St.	66 60			124 A California	75 67												

Non-Div I Games:

Southern California

■ Loss,
 ■ Non-Conf,
 ■ S Site,
 ■ H Home
 ■ A Away
 N Neutral

Average RPI Win:	189	WON-LOST	WINNING	LAST 10	STRENGTH OF	OPP. STRENGTH	TEAM	ADJ.	CONF.	ADJ CONF.
Average RPI Loss:	78	RECORD	PCT. RANK	GAMES	SCHEDULE	OF SCHEDULE	RPI	RPI	RPI	RPI
DIV. I ONLY	16- 13	142	3-6	86	112	105	105	8	8	
DIV. I NON-CONF.	8- 3	68	0	139	230	67	67	7	7	
TOTALS	RPI 1-25	RPI 26-50	W-L RECORDS	RPI 51-100	RPI 101-150	RPI 150+				
16- 13	1- 3	2- 1	OVERALL	1- 6	1- 1	11- 2				
9- 5	1- 1	2- 0	HOME	1- 2	0- 1	5- 1				
6- 8	0- 2	0- 1	AWAY	0- 4	1- 0	5- 1				
1- 0	0- 0	0- 0	NEUTRAL	0- 0	0- 0	1- 0				
8- 3	0- 0	1- 0	NON-CONFERENCE	1- 2	0- 0	6- 1				
4- 1	0- 0	1- 0	HOME	1- 0	0- 0	2- 1				
3- 2	0- 0	0- 0	AWAY	0- 2	0- 0	3- 0				
1- 0	0- 0	0- 0	NEUTRAL	0- 0	0- 0	1- 0				
8- 10	1- 3	1- 1	CONFERENCE	0- 4	1- 1	5- 1				
5- 4	1- 1	1- 0	HOME	0- 2	0- 1	3- 0				
3- 6	0- 2	0- 1	AWAY	0- 2	1- 0	2- 1				
0- 0	0- 0	0- 0	NEUTRAL	0- 0	0- 0	0- 0				

RPI	S	Opponent	Score	RPI	S	Opponent	Score	RPI	S	Opponent	Score	RPI	S	Opponent	Score	Team's RPI: 105
8	A	Missouri St.	57 88	48	H	UT Martin	70 59	59	A	IUPUI	78 81	133	A	Valparaiso	67 51	
8	H	Missouri St.	70 68	50	A	Bradley	57 61	66	A	UNI	66 71	133	H	Valparaiso	58 69	
25	A	Drake	76 91	50	H	Bradley	64 50	66	H	UNI	57 60	155	A	Loyola Chicago	49 51	
25	H	Drake	65 73					74	A	Illinois St.	56 66	155	H	Loyola Chicago	58 41	
								74	H	Illinois St.	54 62	160	A	Eastern Mich.	85 54	
								86	H	Saint Louis	61 53	180	A	Northern Ill.	80 61	
								88	A	Southeast Mo. St.	65 79	195	H	Memphis	66 70	
												205	H	Tennessee Tech	76 65	
												216	N	Western Ill.	79 65	
												241	H	Murray St.	76 66	
												273	A	Indiana St.	78 55	
												273	H	Indiana St.	60 42	
												330	A	Evansville	70 57	
												330	H	Evansville	99 60	
												338	A	SIUE	103 67	
LAST 10 Division I																
133	H	Valparaiso	58 69	273	H	Indiana St.	60 42									
155	H	Loyola Chicago	58 41	8	A	Missouri St.	57 88									
74	A	Illinois St.	56 66	66	A	UNI	66 71									
50	A	Bradley	57 61	25	A	Drake	76 91									
330	H	Evansville	99 60	50	H	Bradley	64 50									

Non-Div I Games:

Southern Ill.

Average RPI Win:	256	WON-LOST	WINNING	LAST 10	STRENGTH OF	OPP. STRENGTH	TEAM	ADJ.	CONF.	ADJ CONF.
Average RPI Loss:	120	RECORD	PCT. RANK	GAMES	SCHEDULE	OF SCHEDULE	RPI	RPI	RPI	RPI
DIV. I ONLY	13- 15	194	4-6	213	164	212	212	13	13	
DIV. I NON-CONF.	6- 3	90	0	320	247	208	208	16	16	
TOTALS	RPI 1-25	RPI 26-50	W-L RECORDS	RPI 51-100	RPI 101-150	RPI 150+				
13- 15	0- 1	0- 3	OVERALL	1- 3	0- 2	12- 6				
8- 7	0- 0	0- 2	HOME	1- 1	0- 1	7- 3				
5- 7	0- 1	0- 1	AWAY	0- 2	0- 1	5- 2				
0- 1	0- 0	0- 0	NEUTRAL	0- 0	0- 0	0- 1				
6- 3	0- 1	0- 0	NON-CONFERENCE	1- 0	0- 0	5- 2				
5- 1	0- 0	0- 0	HOME	1- 0	0- 0	4- 1				
1- 2	0- 1	0- 0	AWAY	0- 0	0- 0	1- 1				
0- 0	0- 0	0- 0	NEUTRAL	0- 0	0- 0	0- 0				
7- 12	0- 0	0- 3	CONFERENCE	0- 3	0- 2	7- 4				
3- 6	0- 0	0- 2	HOME	0- 1	0- 1	3- 2				
4- 5	0- 0	0- 1	AWAY	0- 2	0- 1	4- 1				
0- 1	0- 0	0- 0	NEUTRAL	0- 0	0- 0	0- 1				

RPI 1-25			RPI 26-50			RPI 51-100			RPI 101+			Team's RPI: 212
RPI	S	Opponent	Score	RPI	S	Opponent	Score	RPI	S	Opponent	Score	
10	A	Mississippi St.	58 91	31	H	Western Ky.	65 81	53	A	Rice	64 75	108 A UAB 46 90
				33	A	Old Dominion	50 67	60	A	Charlotte	59 63	108 H UAB 68 74
				46	H	Middle Tenn.	69 77	60	H	Charlotte	55 59	174 H Tulane 58 62
								90	H	VCU	51 39	208 A Fla. Atlantic 71 67
												208 H Fla. Atlantic 59 55
												209 A UTEP 72 80
												209 H UTEP 72 89
												211 H South Alabama 62 55
												214 A Houston 60 75
												235 A North Texas 65 57
												240 H Marshall 65 80
												240 N Marshall 67 71
												249 A Louisiana Tech 63 61
												249 H Louisiana Tech 66 60
												251 H Southeastern La. 62 54
												301 H Ole Miss 59 53
												310 A FIU 58 53
												321 H UTSA 82 65
												348 A La.-Monroe 57 42
												351 H Mississippi Val. 84 80
LAST 10 Division I												
				240 N Marshall	67 71			249 A Louisiana Tech	63 61			
				108 A UAB	46 90			310 A FIU	58 53			
				208 H Fla. Atlantic	59 55			208 A Fla. Atlantic	71 67			
				209 A UTEP	72 80			31 H Western Ky.	65 81			
				60 H Charlotte	55 59			240 H Marshall	65 80			

Non-Div I Games: Faulkner 71 59 William Carey 77 47

Southern Miss.

Loss, Non-Conf, S Site, H Home A Away N Neutral

Average RPI Win:	308	WON-LOST	WINNING	LAST 10	STRENGTH OF	OPP. STRENGTH	TEAM	ADJ.	CONF.	ADJ CONF.
Average RPI Loss:	137	RECORD	PCT. RANK	GAMES	SCHEDULE	OF SCHEDULE	RPI	RPI	RPI	RPI
DIV. I ONLY	14- 14	174	7-3	318	312	227	227	32	32	
DIV. I NON-CONF.	0- 9	338	0	93	6	303	303	31	31	
TOTALS	RPI 1-25	RPI 26-50	W-L RECORDS	RPI 51-100	RPI 101-150	RPI 150+				
14- 14	0- 0	0- 3	OVERALL	0- 3	1- 2	13- 6				
9- 1	0- 0	0- 0	HOME	0- 0	1- 0	8- 1				
5- 11	0- 0	0- 3	AWAY	0- 3	0- 1	5- 4				
0- 2	0- 0	0- 0	NEUTRAL	0- 0	0- 1	0- 1				
0- 9	0- 0	0- 3	NON-CONFERENCE	0- 3	0- 1	0- 2				
0- 0	0- 0	0- 0	HOME	0- 0	0- 0	0- 0				
0- 7	0- 0	0- 3	AWAY	0- 3	0- 0	0- 1				
0- 2	0- 0	0- 0	NEUTRAL	0- 0	0- 1	0- 1				
14- 5	0- 0	0- 0	CONFERENCE	0- 0	1- 1	13- 4				
9- 1	0- 0	0- 0	HOME	0- 0	1- 0	8- 1				
5- 4	0- 0	0- 0	AWAY	0- 0	0- 1	5- 3				
0- 0	0- 0	0- 0	NEUTRAL	0- 0	0- 0	0- 0				

RPI 1-25				RPI 26-50				RPI 51-100				RPI 101+ Team's RPI: 227			
RPI	S	Opponent	Score	RPI	S	Opponent	Score	RPI	S	Opponent	Score	RPI	S	Opponent	Score
				41	A	Iowa St.	36 69	67	A	Oklahoma St.	59 72	109	N	Washington St.	54 69
				43	A	Texas	39 93	87	A	Fordham	52 65	136	A	Texas Southern	56 61
				47	A	Rutgers	58 78	89	A	Nebraska	39 73	136	H	Texas Southern	59 56
												157	A	Jackson St.	57 60
												157	H	Jackson St.	51 72
												165	A	Wichita St.	63 69
												232	A	Alabama A&M	57 59
												232	H	Alabama A&M	55 46
												260	N	UNC Asheville	34 53
												306	A	Prairie View	68 48
												306	H	Prairie View	59 55
												306	H	Prairie View	63 51
												323	A	Alcorn	53 58
												323	H	Alcorn	74 57
												325	A	Alabama St.	61 51
												325	H	Alabama St.	69 47
												328	A	Ark.-Pine Bluff	70 43
												328	H	Ark.-Pine Bluff	85 61
												344	A	Grambling	70 51
												344	H	Grambling	81 57
												351	A	Mississippi Val.	84 54
												351	H	Mississippi Val.	71 40
LAST 10 Division I															
				306	H	Prairie View	59 55	325	A	Alabama St.	61 51				
				306	H	Prairie View	63 51	351	H	Mississippi Val.	71 40				
				136	H	Texas Southern	59 56	328	H	Ark.-Pine Bluff	85 61				
				323	A	Alcorn	53 58	157	A	Jackson St.	57 60				
				232	A	Alabama A&M	57 59	344	A	Grambling	70 51				

Non-Div I Games: Tougaloo 100 39 Wiley 78 55

Southern U.

Loss, Non-Conf, S Site, H Home A Away N Neutral

Southern Utah

Through Games Of March 12, 2020

Average RPI Win:	249	WON-LOST	WINNING	LAST 10	STRENGTH OF	OPP. STRENGTH	TEAM	ADJ.	CONF.	ADJ CONF.
Average RPI Loss:	162	RECORD	PCT. RANK	GAMES	SCHEDULE	OF SCHEDULE	RPI	RPI	RPI	RPI
DIV. I ONLY	18- 13	129	6-4	289	238	189	189	18	18	
DIV. I NON-CONF.	6- 3	90	0	221	317	115	115	17	17	
TOTALS	RPI 1-25	RPI 26-50	W-L RECORDS	RPI 51-100	RPI 101-150	RPI 150+				
18- 13	0- 1	0- 0	OVERALL	0- 4	0- 0	18- 8				
12- 3	0- 0	0- 0	HOME	0- 2	0- 0	12- 1				
5- 9	0- 1	0- 0	AWAY	0- 2	0- 0	5- 6				
1- 1	0- 0	0- 0	NEUTRAL	0- 0	0- 0	1- 1				
6- 3	0- 1	0- 0	NON-CONFERENCE	0- 0	0- 0	6- 2				
5- 0	0- 0	0- 0	HOME	0- 0	0- 0	5- 0				
1- 3	0- 1	0- 0	AWAY	0- 0	0- 0	1- 2				
0- 0	0- 0	0- 0	NEUTRAL	0- 0	0- 0	0- 0				
12- 10	0- 0	0- 0	CONFERENCE	0- 4	0- 0	12- 6				
7- 3	0- 0	0- 0	HOME	0- 2	0- 0	7- 1				
4- 6	0- 0	0- 0	AWAY	0- 2	0- 0	4- 4				
1- 1	0- 0	0- 0	NEUTRAL	0- 0	0- 0	1- 1				

RPI 1-25				RPI 26-50				RPI 51-100				RPI 101+ Team's RPI: 189			
RPI	S	Opponent	Score	RPI	S	Opponent	Score	RPI	S	Opponent	Score	RPI	S	Opponent	Score
20	A	Oregon St.	45 95					57	A	Montana St.	65 91	162	A	Montana	74 81
								57	H	Montana St.	65 81	162	H	Montana	84 81
								99	A	Idaho	57 70	163	A	Northern Ariz.	76 84
								99	H	Idaho	56 71	163	H	Northern Ariz.	82 64
												169	A	Idaho St.	54 73
												169	H	Idaho St.	72 65
												169	N	Idaho St.	63 70
												197	A	Portland St.	81 72
												197	H	Portland St.	71 58
												198	H	Oral Roberts	72 58
												219	H	UNLV	72 68
												226	A	Northern Colo.	68 55
												226	H	Northern Colo.	64 50
												234	H	Cal St. Fullerton	79 63
												243	A	Denver	73 81
												246	A	Grand Canyon	65 69
												266	H	UC Irvine	82 68
												302	A	Utah Valley	71 58
												309	A	Sacramento St.	82 87
												309	H	Sacramento St.	62 71
												312	H	UC Riverside	79 68
												315	A	Eastern Wash.	70 67
												315	H	Eastern Wash.	71 50
												327	A	Weber St.	87 71
												327	H	Weber St.	82 66
												327	N	Weber St.	62 58
LAST 10 Division I															
				169	N	Idaho St.	63 70	315	A	Eastern Wash.	70 67				
				327	N	Weber St.	62 58	327	H	Weber St.	82 66				
				162	H	Montana	84 81	226	H	Northern Colo.	64 50				
				57	H	Montana St.	65 81	163	H	Northern Ariz.	82 64				
				99	A	Idaho	57 70	309	H	Sacramento St.	62 71				

Non-Div I Games:

Southern Utah

■ Loss,
 ■ Non-Conf,
 ■ S Site,
 ■ Home
 ■ A Away
 N Neutral

St. Bonaventure

Through Games Of March 12, 2020

Average RPI Win:	213	WON-LOST	WINNING	LAST 10	STRENGTH OF	OPP. STRENGTH	TEAM	ADJ.	CONF.	ADJ CONF.
Average RPI Loss:	145	RECORD	PCT. RANK	GAMES	SCHEDULE	OF SCHEDULE	RPI	RPI	RPI	RPI
DIV. I ONLY	7- 23	310	2-8	131	169	300	300	12	12	
DIV. I NON-CONF.	3- 10	282	0	159	288	298	298	12	12	
TOTALS	RPI 1-25	RPI 26-50	W-L RECORDS	RPI 51-100	RPI 101-150	RPI 150+				
7- 23	0- 0	0- 2	OVERALL	0- 5	2- 7	5- 9				
6- 9	0- 0	0- 0	HOME	0- 1	2- 4	4- 4				
0- 13	0- 0	0- 2	AWAY	0- 4	0- 3	0- 4				
1- 1	0- 0	0- 0	NEUTRAL	0- 0	0- 0	1- 1				
3- 10	0- 0	0- 1	NON-CONFERENCE	0- 2	0- 1	3- 6				
2- 5	0- 0	0- 0	HOME	0- 1	0- 1	2- 3				
0- 4	0- 0	0- 1	AWAY	0- 1	0- 0	0- 2				
1- 1	0- 0	0- 0	NEUTRAL	0- 0	0- 0	1- 1				
4- 13	0- 0	0- 1	CONFERENCE	0- 3	2- 6	2- 3				
4- 4	0- 0	0- 0	HOME	0- 0	2- 3	2- 1				
0- 9	0- 0	0- 1	AWAY	0- 3	0- 3	0- 2				
0- 0	0- 0	0- 0	NEUTRAL	0- 0	0- 0	0- 0				

RPI	S	Opponent	Score	RPI	S	Opponent	Score	RPI	S	Opponent	Score	RPI	S	Opponent	Score	Team's RPI: 300
42	A	Dayton	51 78	58	H	St. John's (NY)	56 68	117	H	Buffalo	36 46					
49	A	Bucknell	60 68	86	A	Saint Louis	51 72	125	A	Richmond	59 63					
				87	A	Fordham	53 79	125	H	Richmond	58 72					
				90	A	VCU	47 56	131	A	Duquesne	39 58					
				96	A	Kent St.	58 81	131	H	Duquesne	57 80					
								139	H	Davidson	68 56					
								143	H	George Washington	59 55					
								149	A	Massachusetts	54 72					
								149	H	Massachusetts	52 62					
								156	A	Binghamton	67 78					
								171	N	Wright St.	57 56					
								183	H	Akron	54 63					
								190	H	Cleveland St.	62 65					
								191	H	Cornell	42 70					
								194	A	La Salle	61 67					
								201	N	Saint Mary's (CA)	57 72					
								210	A	Rhode Island	67 69					
								210	H	Rhode Island	64 59					
								237	H	Saint Joseph's	60 61					
								252	H	George Mason	62 47					
								283	H	Niagara	71 67					
								290	H	Oakland	80 66					
								340	A	Canisius	82 84					
LAST 10 Division I																
149	A	Massachusetts	54 72	90	A	VCU	47 56									
131	H	Duquesne	57 80	139	H	Davidson	68 56									
42	A	Dayton	51 78	143	H	George Washington	59 55									
125	H	Richmond	58 72	125	A	Richmond	59 63									
210	A	Rhode Island	67 69	131	A	Duquesne	39 58									

Non-Div I Games:

St. Bonaventure

■ Loss,
 ■ Non-Conf,
 ■ S Site,
 ■ Home
 ■ A Away
 N Neutral

Average RPI Win: 305				WON-LOST	WINNING	LAST 10	STRENGTH OF		OPP. STRENGTH	TEAM	ADJ.	CONF.	ADJ CONF.
Average RPI Loss: 201				RECORD	PCT. RANK	GAMES	SCHEDULE		OF SCHEDULE	RPI	RPI	RPI	RPI
DIV. I ONLY				7- 21	308	3-7	265		329	319	319	30	30
DIV. I NON-CONF.				3- 7	252	0	163		215	247	247	30	30
TOTALS		RPI 1-25		RPI 26-50		W-L RECORDS		RPI 51-100		RPI 101-150		RPI 150+	
7- 21		0- 2		0- 0		OVERALL		0- 2		0- 3		7- 14	
5- 7		0- 0		0- 0		HOME		0- 1		0- 1		5- 5	
2- 12		0- 2		0- 0		AWAY		0- 1		0- 1		2- 8	
0- 2		0- 0		0- 0		NEUTRAL		0- 0		0- 1		0- 1	
3- 7		0- 2		0- 0		NON-CONFERENCE		0- 2		0- 1		3- 2	
2- 1		0- 0		0- 0		HOME		0- 1		0- 0		2- 0	
1- 4		0- 2		0- 0		AWAY		0- 1		0- 0		1- 1	
0- 2		0- 0		0- 0		NEUTRAL		0- 0		0- 1		0- 1	
4- 14		0- 0		0- 0		CONFERENCE		0- 0		0- 2		4- 12	
3- 6		0- 0		0- 0		HOME		0- 0		0- 1		3- 5	
1- 8		0- 0		0- 0		AWAY		0- 0		0- 1		1- 7	
0- 0		0- 0		0- 0		NEUTRAL		0- 0		0- 0		0- 0	

RPI 1-25					
RPI	S	Opponent	Score		
9	A	Princeton	44	76	
23	A	Marquette	71	92	

RPI 26-50			
RPI	S	Opponent	Score

RPI 51-100			
RPI	S	Opponent	Score
62	A	Boston College	69 106
73	H	Stony Brook	73 86

RPI 101+			
RPI	S	Opponent	Score
110	A	Robert Morris	44 69
110	H	Robert Morris	59 70
134	N	Pacific	62 71
154	A	Mt. St. Mary's	60 69
154	H	Mt. St. Mary's	62 67
177	A	Merrimack	54 80
177	H	Merrimack	54 72
269	H	Army West Point	70 64
274	A	Saint Francis (PA)	72 82
274	H	Saint Francis (PA)	59 67
279	H	Loyola Maryland	89 78
286	A	Sacred Heart	63 84
286	H	Sacred Heart	71 70
293	N	Ga. Southern	47 78
303	A	Wagner	66 74
303	H	Wagner	53 74
304	H	Fairleigh Dickinson	57 62
314	A	Albany (NY)	49 41
324	A	Bryant	59 78
324	H	Bryant	80 77
331	A	NJIT	69 88
332	A	LIU Brooklyn	71 54
332	H	LIU Brooklyn	88 63
346	A	Central Conn. St.	54 75

Team's RPI: 319			
-----------------	--	--	--

LAST 10 Division I					
346	A	Central Conn. St.	54	75	
177	H	Merrimack	54	72	
286	A	Sacred Heart	63	84	
303	H	Wagner	53	74	
324	H	Bryant	80	77	
332	A	LIU Brooklyn	71	54	
324	A	Bryant	59	78	
154	H	Mt. St. Mary's	62	67	
177	A	Merrimack	54	80	
286	H	Sacred Heart	71	70	

Non-Div I Games:	East Stroudsburg	84	62
------------------	------------------	----	----

St. Francis Brooklyn

Loss, Non-Conf, S Site, H Home A Away N Neutral

St. John's (NY)

Through Games Of March 12, 2020

Average RPI Win:	158	WON-LOST	WINNING	LAST 10	STRENGTH OF	OPP. STRENGTH	TEAM	ADJ.	CONF.	ADJ CONF.
Average RPI Loss:	67	RECORD	PCT. RANK	GAMES	SCHEDULE	OF SCHEDULE	RPI	RPI	RPI	RPI
DIV. I ONLY	19- 12	111	6-4	56	75	58	58	6	6	
DIV. I NON-CONF.	7- 4	100	0	65	152	57	57	6	6	
TOTALS	RPI 1-25	RPI 26-50	W-L RECORDS	RPI 51-100	RPI 101-150	RPI 150+				
19- 12	0- 5	0- 2	OVERALL	6- 3	4- 0	9- 2				
11- 3	0- 2	0- 0	HOME	2- 1	3- 0	6- 0				
7- 7	0- 2	0- 2	AWAY	3- 1	1- 0	3- 2				
1- 2	0- 1	0- 0	NEUTRAL	1- 1	0- 0	0- 0				
7- 4	0- 0	0- 2	NON-CONFERENCE	1- 1	2- 0	4- 1				
5- 0	0- 0	0- 0	HOME	0- 0	2- 0	3- 0				
2- 3	0- 0	0- 2	AWAY	1- 0	0- 0	1- 1				
0- 1	0- 0	0- 0	NEUTRAL	0- 1	0- 0	0- 0				
12- 8	0- 5	0- 0	CONFERENCE	5- 2	2- 0	5- 1				
6- 3	0- 2	0- 0	HOME	2- 1	1- 0	3- 0				
5- 4	0- 2	0- 0	AWAY	2- 1	1- 0	2- 1				
1- 1	0- 1	0- 0	NEUTRAL	1- 0	0- 0	0- 0				

RPI 1-25				RPI 26-50				RPI 51-100				Team's RPI: 58				RPI 101+			
RPI	S	Opponent	Score	RPI	S	Opponent	Score	RPI	S	Opponent	Score			RPI	S	Opponent	Score		
18	A	DePaul	69 74	29	A	James Madison	73 76	51	A	Creighton	77 70			101	A	Butler	67 42		
18	H	DePaul	65 71	32	A	Florida St.	70 74	51	H	Creighton	63 58			101	H	Butler	85 80		
23	A	Marquette	85 94					51	N	Creighton	70 54			115	H	Wake Forest	82 74		
23	H	Marquette	57 67					52	A	Yale	80 66			149	H	Massachusetts	82 71		
23	N	Marquette	55 78					59	N	IUPUI	78 85			168	H	Lafayette	76 44		
								63	A	Seton Hall	82 66			187	A	Providence	53 54		
								63	H	Seton Hall	77 76			187	H	Providence	64 58		
								84	A	Villanova	64 66			219	A	UNLV	75 79		
								84	H	Villanova	62 67			221	H	Fairfield	71 69		
														256	A	Georgetown	74 68		
														256	H	Georgetown	71 54		
														269	H	Army West Point	96 60		
														270	A	Xavier	75 67		
														270	H	Xavier	74 37		
														300	A	St. Bonaventure	68 56		
LAST 10 Division I																			
		23	N	Marquette			55 78			187	A	Providence			53 54				
		51	N	Creighton			70 54			51	A	Creighton			77 70				
		270	H	Xavier			74 37			23	H	Marquette			57 67				
		101	H	Butler			85 80			18	H	DePaul			65 71				
		63	H	Seton Hall			77 76			256	A	Georgetown			74 68				

Non-Div I Games:

St. John's (NY)

Loss, Non-Conf, S Site, H Home A Away N Neutral

Average RPI Win:	106	WON-LOST	WINNING	LAST 10	STRENGTH OF	OPP. STRENGTH	TEAM	ADJ.	CONF.	ADJ CONF.
Average RPI Loss:	15	RECORD	PCT. RANK	GAMES	SCHEDULE	OF SCHEDULE	RPI	RPI	RPI	RPI
DIV. I ONLY	27- 6	22	7-3	11	2	6	6	1	1	
DIV. I NON-CONF.	11- 1	13	0	52	39	8	8	2	2	
TOTALS	RPI 1-25	RPI 26-50	W-L RECORDS	RPI 51-100	RPI 101-150	RPI 150+				
27- 6	7- 4	1- 2	OVERALL	5- 0	9- 0	5- 0				
14- 2	3- 2	0- 0	HOME	3- 0	5- 0	3- 0				
8- 3	1- 1	1- 2	AWAY	1- 0	4- 0	1- 0				
5- 1	3- 1	0- 0	NEUTRAL	1- 0	0- 0	1- 0				
11- 1	3- 0	0- 1	NON-CONFERENCE	2- 0	1- 0	5- 0				
7- 0	2- 0	0- 0	HOME	1- 0	1- 0	3- 0				
1- 1	0- 0	0- 1	AWAY	0- 0	0- 0	1- 0				
3- 0	1- 0	0- 0	NEUTRAL	1- 0	0- 0	1- 0				
16- 5	4- 4	1- 1	CONFERENCE	3- 0	8- 0	0- 0				
7- 2	1- 2	0- 0	HOME	2- 0	4- 0	0- 0				
7- 2	1- 1	1- 1	AWAY	1- 0	4- 0	0- 0				
2- 1	2- 1	0- 0	NEUTRAL	0- 0	0- 0	0- 0				

RPI	S	Opponent	Score	RPI	S	Opponent	Score	RPI	S	Opponent	Score	RPI	S	Opponent	Score
2	A	Oregon	55 87	28	A	Arizona	72 73	65	H	Tennessee	78 51	106	A	Utah	97 64
2	H	Oregon	66 74	40	A	Arizona St.	55 44	81	H	Southern California	79 59	106	H	Utah	82 49
2	N	Oregon	56 89	43	A	Texas	64 69	95	A	Colorado	69 66	109	A	Washington St.	71 49
10	N	Mississippi St.	67 62					95	H	Colorado	76 68	109	H	Washington St.	77 58
12	H	Gonzaga	76 70					100	N	Syracuse	77 59	117	H	Buffalo	88 69
13	H	UCLA	69 79									124	A	California	79 65
13	N	UCLA	67 51									124	H	California	73 40
17	H	Ohio St.	71 52									140	A	Washington	58 41
20	A	Oregon St.	61 58									140	H	Washington	77 56
20	H	Oregon St.	63 60									159	H	UC Davis	67 55
20	N	Oregon St.	68 57									215	A	San Francisco	97 71
												226	H	Northern Colo.	90 36
												285	N	California Baptist	83 78
												315	H	Eastern Wash.	92 27
LAST 10 Division I															
2	N	Oregon	56 89	2	H	Oregon	66 74								
13	N	UCLA	67 51	20	H	Oregon St.	63 60								
20	N	Oregon St.	68 57	95	A	Colorado	69 66								
40	A	Arizona St.	55 44	106	A	Utah	97 64								
28	A	Arizona	72 73	81	H	Southern California	79 59								

Non-Div I Games:

Stanford

■ Loss,
■ Non-Conf,
■ S Site,
■ H Home
■ A Away
N Neutral

Average RPI Win: 253	WON-LOST	WINNING	LAST 10	STRENGTH OF	OPP. STRENGTH	TEAM	ADJ.	CONF.	ADJ CONF.
Average RPI Loss: 121	RECORD	PCT. RANK	GAMES	SCHEDULE	OF SCHEDULE	RPI	RPI	RPI	RPI
DIV. I ONLY	9- 18	273	4-6	128	176	229	229	15	15
DIV. I NON-CONF.	3- 7	252	0	122	205	232	232	14	14
TOTALS	RPI 1-25	RPI 26-50	W-L RECORDS	RPI 51-100	RPI 101-150	RPI 150+			
9- 18	0- 1	0- 3	OVERALL	0- 4	2- 5	7- 5			
4- 8	0- 0	0- 1	HOME	0- 1	1- 3	3- 3			
5- 9	0- 1	0- 2	AWAY	0- 3	1- 2	4- 1			
0- 1	0- 0	0- 0	NEUTRAL	0- 0	0- 0	0- 1			
3- 7	0- 1	0- 1	NON-CONFERENCE	0- 2	0- 2	3- 1			
2- 2	0- 0	0- 0	HOME	0- 0	0- 2	2- 0			
1- 4	0- 1	0- 1	AWAY	0- 2	0- 0	1- 0			
0- 1	0- 0	0- 0	NEUTRAL	0- 0	0- 0	0- 1			
6- 11	0- 0	0- 2	CONFERENCE	0- 2	2- 3	4- 4			
2- 6	0- 0	0- 1	HOME	0- 1	1- 1	1- 3			
4- 5	0- 0	0- 1	AWAY	0- 1	1- 2	3- 1			
0- 0	0- 0	0- 0	NEUTRAL	0- 0	0- 0	0- 0			

RPI 1-25				RPI 26-50				RPI 51-100				RPI 101+ Team's RPI: 229			
RPI	S	Opponent	Score	RPI	S	Opponent	Score	RPI	S	Opponent	Score	RPI	S	Opponent	Score
24	A	Kentucky	48 67	36	A	FGCU	54 67	56	A	Penn	41 81	119	A	North Florida	60 52
				36	H	FGCU	47 89	65	A	Tennessee	46 73	119	H	North Florida	60 62
				37	A	UCF	40 66	97	A	Liberty	53 73	122	H	Holy Cross	63 75
								97	H	Liberty	48 57	130	H	Bethune-Cookman	55 59
												142	A	North Ala.	57 68
												142	A	North Ala.	60 70
												142	H	North Ala.	69 60
												164	A	Jacksonville	52 57
												164	H	Jacksonville	57 71
												223	A	Kennesaw St.	67 61
												223	H	Kennesaw St.	67 70
												247	A	Lipscomb	48 34
												247	H	Lipscomb	59 65
												258	H	Tulsa	66 60
												274	N	Saint Francis (PA)	73 78
												287	A	Morehead St.	58 55
												331	A	NJIT	68 49
												331	H	NJIT	72 49
												340	H	Canisius	68 52
LAST 10 Division I															
142	A	North Ala.	60 70	142	H	North Ala.	69 60	223	H	Kennesaw St.	67 70	36	A	FGCU	54 67
119	H	North Florida	60 62	223	H	Kennesaw St.	67 70	119	A	North Florida	60 52	247	A	Lipscomb	48 34
164	H	Jacksonville	57 71	36	A	FGCU	54 67								
331	A	NJIT	68 49												
97	A	Liberty	53 73												

Non-Div I Games: Palm Beach Atl. 77 46 Trinity Baptist 116 40 Fla. National 80 37

Stetson

Loss, Non-Conf, S Site, H Home A Away N Neutral

Stony Brook

Through Games Of March 12, 2020

Average RPI Win:	252	WON-LOST	WINNING	LAST 10	STRENGTH OF	OPP. STRENGTH	TEAM	ADJ.	CONF.	ADJ CONF.
Average RPI Loss:	179	RECORD	PCT. RANK	GAMES	SCHEDULE	OF SCHEDULE	RPI	RPI	RPI	RPI
DIV. I ONLY	27- 3	8	8-2	320	304	73	73	26	26	
DIV. I NON-CONF.	11- 1	13	0	292	306	66	66	27	27	
TOTALS	RPI 1-25	RPI 26-50	W-L RECORDS	RPI 51-100	RPI 101-150	RPI 150+				
27- 3	0- 0	1- 1	OVERALL	0- 0	0- 0	26- 2				
14- 0	0- 0	1- 0	HOME	0- 0	0- 0	13- 0				
11- 3	0- 0	0- 1	AWAY	0- 0	0- 0	11- 2				
2- 0	0- 0	0- 0	NEUTRAL	0- 0	0- 0	2- 0				
11- 1	0- 0	1- 1	NON-CONFERENCE	0- 0	0- 0	10- 0				
4- 0	0- 0	1- 0	HOME	0- 0	0- 0	3- 0				
5- 1	0- 0	0- 1	AWAY	0- 0	0- 0	5- 0				
2- 0	0- 0	0- 0	NEUTRAL	0- 0	0- 0	2- 0				
16- 2	0- 0	0- 0	CONFERENCE	0- 0	0- 0	16- 2				
10- 0	0- 0	0- 0	HOME	0- 0	0- 0	10- 0				
6- 2	0- 0	0- 0	AWAY	0- 0	0- 0	6- 2				
0- 0	0- 0	0- 0	NEUTRAL	0- 0	0- 0	0- 0				

RPI S	Opponent	Score	RPI S	Opponent	Score	RPI S	Opponent	Score	RPI S	Opponent	Score
30	A	Arkansas	58	88		151	N	Western Mich.	50	47	
49	H	Bucknell	78	73		156	A	Binghamton	67	60	
						156	H	Binghamton	57	42	
						156	H	Binghamton	58	54	
						161	A	Maine	62	64	
						161	H	Maine	73	69	
						186	H	Manhattan	59	54	
						213	A	UMass Lowell	89	69	
						213	H	UMass Lowell	60	41	
						222	N	Morgan St.	63	56	
						264	H	Iona	59	40	
						265	A	New Hampshire	53	44	
						265	H	New Hampshire	52	50	
						286	H	Sacred Heart	54	50	
						288	A	Pittsburgh	59	56	
						299	A	UMBC	66	49	
						299	H	UMBC	57	45	
						303	A	Wagner	66	45	
						308	A	Vermont	72	68	
						308	H	Vermont	67	49	
						314	A	Albany (NY)	73	53	
						314	H	Albany (NY)	53	44	
						314	H	Albany (NY)	54	49	
						319	A	St. Francis Brooklyn	86	73	
						329	A	Hofstra	81	38	
						332	A	LIU Brooklyn	80	49	

RPI S	Opponent	Score
30	A	Arkansas
49	H	Bucknell

RPI S	Opponent	Score
30	A	Arkansas
49	H	Bucknell

RPI S	Opponent	Score
30	A	Arkansas
49	H	Bucknell

RPI S	Opponent	Score
151	N	Western Mich.
156	A	Binghamton
156	H	Binghamton
156	H	Binghamton
161	A	Maine
161	H	Maine
186	H	Manhattan
213	A	UMass Lowell
213	H	UMass Lowell
222	N	Morgan St.
264	H	Iona
265	A	New Hampshire
265	H	New Hampshire
286	H	Sacred Heart
288	A	Pittsburgh
299	A	UMBC
299	H	UMBC
303	A	Wagner
308	A	Vermont
308	H	Vermont
314	A	Albany (NY)
314	H	Albany (NY)
314	H	Albany (NY)
319	A	St. Francis Brooklyn
329	A	Hofstra
332	A	LIU Brooklyn

Non-Div I Games: Molloy 66 49

Stony Brook

Loss, Non-Conf, S Site, H Home A Away N Neutral

RPI	S	Opponent	Score	
345	A	Hartford	67	70
345	H	Hartford	66	55

Stony Brook

Syracuse

Through Games Of March 12, 2020

Average RPI Win:	163	WON-LOST	WINNING	LAST 10	STRENGTH OF	OPP. STRENGTH	TEAM	ADJ.	CONF.	ADJ CONF.
Average RPI Loss:	57	RECORD	PCT. RANK	GAMES	SCHEDULE	OF SCHEDULE	RPI	RPI	RPI	RPI
DIV. I ONLY	16- 15	167	6-4	54	23	100	100	5	5	
DIV. I NON-CONF.	6- 5	151	0	88	26	121	121	4	4	
TOTALS	RPI 1-25	RPI 26-50	W-L RECORDS	RPI 51-100	RPI 101-150	RPI 150+				
16- 15	1- 5	2- 2	OVERALL	3- 4	3- 4	7- 0				
10- 4	1- 1	2- 1	HOME	1- 2	1- 0	5- 0				
3- 7	0- 2	0- 1	AWAY	1- 1	1- 3	1- 0				
3- 4	0- 2	0- 0	NEUTRAL	1- 1	1- 1	1- 0				
6- 5	0- 2	0- 1	NON-CONFERENCE	1- 1	1- 1	4- 0				
4- 1	0- 1	0- 0	HOME	1- 0	0- 0	3- 0				
0- 1	0- 0	0- 1	AWAY	0- 0	0- 0	0- 0				
2- 3	0- 1	0- 0	NEUTRAL	0- 1	1- 1	1- 0				
10- 10	1- 3	2- 1	CONFERENCE	2- 3	2- 3	3- 0				
6- 3	1- 0	2- 1	HOME	0- 2	1- 0	2- 0				
3- 6	0- 2	0- 0	AWAY	1- 1	1- 3	1- 0				
1- 1	0- 1	0- 0	NEUTRAL	1- 0	0- 0	0- 0				

RPI	S	Opponent	Score	RPI	S	Opponent	Score	RPI	S	Opponent	Score	RPI	S	Opponent	Score
2	H	Oregon	64 81	27	H	Duke	58 88	62	A	Boston College	89 79	102	N	Michigan St.	77 63
6	N	Stanford	59 77	32	H	Florida St.	90 89	62	H	Boston College	81 88	113	N	Green Bay	73 79
7	A	Louisville	58 62	34	A	Michigan	76 84	70	N	West Virginia	69 71	115	A	Wake Forest	60 65
7	H	Louisville	59 51	38	H	Virginia Tech	67 65	75	A	Virginia	41 57	120	A	Miami (FL)	62 77
7	N	Louisville	46 71					75	N	Virginia	67 50	123	A	Notre Dame	70 72
16	A	NC State	60 69					79	H	Georgia Tech	64 82	123	H	Notre Dame	74 63
								80	H	Ohio	66 54	147	A	North Carolina	74 56
												214	N	Houston	87 62
												225	H	Clemson	59 46
												288	A	Pittsburgh	69 51
												288	H	Pittsburgh	71 53
												299	H	UMBC	82 48
												307	H	UMES	65 50
												314	H	Albany (NY)	75 53
LAST 10 Division I															
		7 N Louisville	46 71			225 H Clemson	59 46								
		75 N Virginia	67 50			288 H Pittsburgh	71 53								
		62 H Boston College	81 88			147 A North Carolina	74 56								
		16 A NC State	60 69			7 H Louisville	59 51								
		123 A Notre Dame	70 72			62 A Boston College	89 79								

Non-Div I Games:

Syracuse

■ Loss,
 ■ Non-Conf,
 ■ S Site,
 ■ H Home
 ■ A Away
 N Neutral

Average RPI Win:	117	WON-LOST	WINNING	LAST 10	STRENGTH OF	OPP. STRENGTH	TEAM	ADJ.	CONF.	ADJ CONF.
Average RPI Loss:	56	RECORD	PCT. RANK	GAMES	SCHEDULE	OF SCHEDULE	RPI	RPI	RPI	RPI
DIV. I ONLY	22- 7	36	7-3	24	25	19	19	3	3	
DIV. I NON-CONF.	9- 2	37	0	96	81	29	29	3	3	
TOTALS	RPI 1-25	RPI 26-50	W-L RECORDS	RPI 51-100	RPI 101-150	RPI 150+				
22- 7	0- 3	3- 2	OVERALL	10- 0	4- 2	5- 0				
13- 3	0- 1	1- 1	HOME	6- 0	3- 1	3- 0				
9- 4	0- 2	2- 1	AWAY	4- 0	1- 1	2- 0				
0- 0	0- 0	0- 0	NEUTRAL	0- 0	0- 0	0- 0				
9- 2	0- 1	0- 1	NON-CONFERENCE	2- 0	2- 0	5- 0				
7- 0	0- 0	0- 0	HOME	2- 0	2- 0	3- 0				
2- 2	0- 1	0- 1	AWAY	0- 0	0- 0	2- 0				
0- 0	0- 0	0- 0	NEUTRAL	0- 0	0- 0	0- 0				
13- 5	0- 2	3- 1	CONFERENCE	8- 0	2- 2	0- 0				
6- 3	0- 1	1- 1	HOME	4- 0	1- 1	0- 0				
7- 2	0- 1	2- 0	AWAY	4- 0	1- 1	0- 0				
0- 0	0- 0	0- 0	NEUTRAL	0- 0	0- 0	0- 0				

RPI	S	Opponent	Score	RPI	S	Opponent	Score	RPI	S	Opponent	Score	RPI	S	Opponent	Score
5	A	Baylor	62 81	41	A	Iowa St.	77 74	67	A	Oklahoma St.	72 68	110	H	Robert Morris	66 61
5	H	Baylor	57 66	41	H	Iowa St.	82 72	67	H	Oklahoma St.	49 37	114	H	Auburn	80 65
21	A	Texas A&M	68 70	43	A	Texas	65 63	70	A	West Virginia	77 63	132	A	Kansas	87 74
				43	H	Texas	67 77	70	H	West Virginia	73 60	132	H	Kansas	73 59
				46	A	Middle Tenn.	70 82	77	A	Kansas St.	54 52	135	A	Texas Tech	83 87
								77	H	Kansas St.	65 61	135	H	Texas Tech	76 80
								80	H	Ohio	79 72	191	H	Cornell	59 49
								83	H	Boise St.	77 65	233	A	SMU	57 56
								92	A	Oklahoma	82 63	248	H	Texas St.	79 52
								92	H	Oklahoma	96 71	255	H	Nicholls St.	72 47
												269	A	Army West Point	66 52
LAST 10 Division I															
70	A	West Virginia	77 63	77	A	Kansas St.	54 52								
92	H	Oklahoma	96 71	41	H	Iowa St.	82 72								
135	A	Texas Tech	83 87	5	A	Baylor	62 81								
43	H	Texas	67 77	132	A	Kansas	87 74								
67	H	Oklahoma St.	49 37	77	H	Kansas St.	65 61								

Non-Div I Games:

TCU

Average RPI Win: 166	WON-LOST	WINNING	LAST 10	STRENGTH OF	OPP. STRENGTH	TEAM	ADJ.	CONF.	ADJ CONF.
Average RPI Loss: 110	RECORD	PCT. RANK	GAMES	SCHEDULE	OF SCHEDULE	RPI	RPI	RPI	RPI
DIV. I ONLY	16- 15	167	3-7	70	81	116	116	9	9
DIV. I NON-CONF.	8- 5	117	0	37	95	68	68	9	9
TOTALS	RPI 1-25	RPI 26-50	W-L RECORDS	RPI 51-100	RPI 101-150	RPI 150+			
16- 15	0- 3	2- 2	OVERALL	3- 3	1- 1	10- 6			
10- 5	0- 2	1- 1	HOME	3- 0	1- 0	5- 2			
5- 7	0- 0	1- 1	AWAY	0- 2	0- 0	4- 4			
1- 3	0- 1	0- 0	NEUTRAL	0- 1	0- 1	1- 0			
8- 5	0- 1	1- 1	NON-CONFERENCE	2- 1	1- 1	4- 1			
5- 2	0- 1	0- 1	HOME	2- 0	1- 0	2- 0			
3- 1	0- 0	1- 0	AWAY	0- 0	0- 0	2- 1			
0- 2	0- 0	0- 0	NEUTRAL	0- 1	0- 1	0- 0			
8- 10	0- 2	1- 1	CONFERENCE	1- 2	0- 0	6- 5			
5- 3	0- 1	1- 0	HOME	1- 0	0- 0	3- 2			
2- 6	0- 0	0- 1	AWAY	0- 2	0- 0	2- 3			
1- 1	0- 1	0- 0	NEUTRAL	0- 0	0- 0	1- 0			

RPI 1-25				RPI 26-50				RPI 51-100				RPI 101+ Team's RPI: 116			
RPI	S	Opponent	Score	RPI	S	Opponent	Score	RPI	S	Opponent	Score	RPI	S	Opponent	Score
1	H	South Carolina	71 78	36	H	FGCU	67 93	51	N	Creighton	59 69	131	H	Duquesne	85 72
4	H	UConn	54 83	37	A	UCF	64 67	56	H	Penn	76 72	147	N	North Carolina	58 71
4	N	UConn	61 94	37	H	UCF	67 65	61	A	Cincinnati	81 86	165	A	Wichita St.	70 72
				49	A	Bucknell	72 61	69	A	South Fla.	51 99	165	H	Wichita St.	75 85
								69	H	South Fla.	69 66	174	A	Tulane	50 53
								84	H	Villanova	74 69	192	A	Towson	74 59
												194	A	La Salle	72 69
												195	H	Memphis	78 64
												214	A	Houston	61 58
												214	H	Houston	76 75
												221	H	Fairfield	77 59
												233	H	SMU	85 62
												237	A	Saint Joseph's	63 67
												242	A	East Carolina	50 56
												242	N	East Carolina	67 57
												258	A	Tulsa	74 65
												258	H	Tulsa	64 68
												270	H	Xavier	78 65
LAST 10 Division I															
		4 N UConn	61 94			242 A East Carolina	50 56								
		242 N East Carolina	67 57			195 H Memphis	78 64								
		174 A Tulane	50 53			214 H Houston	76 75								
		258 H Tulsa	64 68			69 A South Fla.	51 99								
		37 A UCF	64 67			165 H Wichita St.	75 85								

Non-Div I Games:

Temple

Tennessee

Through Games Of March 12, 2020

Average RPI Win:	200	WON-LOST	WINNING	LAST 10	STRENGTH OF	OPP. STRENGTH	TEAM	ADJ.	CONF.	ADJ CONF.
Average RPI Loss:	20	RECORD	PCT. RANK	GAMES	SCHEDULE	OF SCHEDULE	RPI	RPI	RPI	RPI
DIV. I ONLY	21- 10	69	4-6	120	50	65	65	4	4	
DIV. I NON-CONF.	10- 3	57	0	263	139	104	104	5	5	
TOTALS	RPI 1-25	RPI 26-50	W-L RECORDS	RPI 51-100	RPI 101-150	RPI 150+				
21- 10	0- 7	1- 3	OVERALL	2- 0	5- 0	13- 0				
13- 3	0- 2	1- 1	HOME	2- 0	1- 0	9- 0				
7- 6	0- 4	0- 2	AWAY	0- 0	4- 0	3- 0				
1- 1	0- 1	0- 0	NEUTRAL	0- 0	0- 0	1- 0				
10- 3	0- 2	0- 1	NON-CONFERENCE	0- 0	1- 0	9- 0				
7- 1	0- 0	0- 1	HOME	0- 0	0- 0	7- 0				
3- 2	0- 2	0- 0	AWAY	0- 0	1- 0	2- 0				
0- 0	0- 0	0- 0	NEUTRAL	0- 0	0- 0	0- 0				
11- 7	0- 5	1- 2	CONFERENCE	2- 0	4- 0	4- 0				
6- 2	0- 2	1- 0	HOME	2- 0	1- 0	2- 0				
4- 4	0- 2	0- 2	AWAY	0- 0	3- 0	1- 0				
1- 1	0- 1	0- 0	NEUTRAL	0- 0	0- 0	1- 0				

RPI	S	Opponent	Score	RPI	S	Opponent	Score	RPI	S	Opponent	Score	RPI	S	Opponent	Score
1	A	South Carolina	48 69	30	A	Arkansas	75 83	68	H	Georgia	73 56	114	A	Auburn	56 55
4	A	UConn	45 60	35	A	LSU	65 75	72	H	Alabama	65 63	123	A	Notre Dame	74 63
6	A	Stanford	51 78	35	H	LSU	63 58					127	A	Vanderbilt	78 69
10	H	Mississippi St.	55 72	43	H	Texas	60 66					127	H	Vanderbilt	67 63
21	H	Texas A&M	71 73									138	A	Florida	78 50
24	A	Kentucky	76 80									176	H	Missouri	77 66
24	N	Kentucky	65 86									176	N	Missouri	64 51
												197	A	Portland St.	88 61
												229	H	Stetson	73 46
												239	H	Central Ark.	63 36
												261	H	Howard	88 38
												271	H	Air Force	81 54
												289	A	ETSU	72 68
												295	H	Colorado St.	79 41
												301	A	Ole Miss	84 28
												301	H	Ole Miss	77 66
												328	H	Ark.-Pine Bluff	92 51
												334	H	Tennessee St.	73 43
LAST 10 Division I															
24	N	Kentucky	65 86	30	A	Arkansas	75 83								
176	N	Missouri	64 51	21	H	Texas A&M	71 73								
114	A	Auburn	56 55	35	A	LSU	65 75								
301	H	Ole Miss	77 66	10	H	Mississippi St.	55 72								
127	H	Vanderbilt	67 63	1	A	South Carolina	48 69								

Non-Div I Games:

Tennessee

■ Loss,
 ■ Non-Conf,
 ■ S Site,
 ■ H Home
 ■ A Away
 N Neutral

Tennessee St.

Through Games Of March 12, 2020

Average RPI Win:	269	WON-LOST	WINNING	LAST 10	STRENGTH OF	OPP. STRENGTH	TEAM	ADJ.	CONF.	ADJ CONF.
Average RPI Loss:	184	RECORD	PCT. RANK	GAMES	SCHEDULE	OF SCHEDULE	RPI	RPI	RPI	RPI
DIV. I ONLY	2- 24	346	2-8	211	262	334	334	20	20	
DIV. I NON-CONF.	0- 8	338	0	140	217	327	327	23	23	
TOTALS	RPI 1-25	RPI 26-50	W-L RECORDS	RPI 51-100	RPI 101-150	RPI 150+				
2- 24	0- 0	0- 2	OVERALL	0- 4	0- 3	2- 15				
1- 13	0- 0	0- 0	HOME	0- 1	0- 3	1- 9				
1- 11	0- 0	0- 2	AWAY	0- 3	0- 0	1- 6				
0- 0	0- 0	0- 0	NEUTRAL	0- 0	0- 0	0- 0				
0- 8	0- 0	0- 1	NON-CONFERENCE	0- 1	0- 3	0- 3				
0- 5	0- 0	0- 0	HOME	0- 0	0- 3	0- 2				
0- 3	0- 0	0- 1	AWAY	0- 1	0- 0	0- 1				
0- 0	0- 0	0- 0	NEUTRAL	0- 0	0- 0	0- 0				
2- 16	0- 0	0- 1	CONFERENCE	0- 3	0- 0	2- 12				
1- 8	0- 0	0- 0	HOME	0- 1	0- 0	1- 7				
1- 8	0- 0	0- 1	AWAY	0- 2	0- 0	1- 5				
0- 0	0- 0	0- 0	NEUTRAL	0- 0	0- 0	0- 0				

RPI 1-25				RPI 26-50				RPI 51-100				RPI 101+				Team's RPI: 334
RPI	S	Opponent	Score	RPI	S	Opponent	Score	RPI	S	Opponent	Score	RPI	S	Opponent	Score	
				28	A	Arizona	42 77	55	A	Belmont	58 70	118	H	Columbia	65 75	
				48	A	UT Martin	71 88	55	H	Belmont	51 84	127	H	Vanderbilt	55 106	
								65	A	Tennessee	43 73	142	H	North Ala.	63 88	
								88	A	Southeast Mo. St.	54 83	173	A	Austin Peay	58 76	
												173	H	Austin Peay	55 87	
												200	H	Eastern Ill.	52 73	
												205	A	Tennessee Tech	47 88	
												205	H	Tennessee Tech	69 81	
												211	A	South Alabama	48 70	
												241	A	Murray St.	62 100	
												241	H	Murray St.	96 81	
												247	H	Lipscomb	64 74	
												250	A	Jacksonville St.	48 70	
												250	H	Jacksonville St.	45 63	
												287	A	Morehead St.	60 69	
												287	H	Morehead St.	47 84	
												296	A	Eastern Ky.	67 64	
												296	H	Eastern Ky.	55 61	
												323	H	Alcorn	57 62	
												338	H	SIUE	63 76	
LAST 10 Division I																
				55	H	Belmont	51 84	55	A	Belmont	58 70					
				250	H	Jacksonville St.	45 63	241	H	Murray St.	96 81					
				287	A	Morehead St.	60 69	173	H	Austin Peay	55 87					
				296	A	Eastern Ky.	67 64	205	A	Tennessee Tech	47 88					
				205	H	Tennessee Tech	69 81	250	A	Jacksonville St.	48 70					

Non-Div I Games: Wilberforce 83 65 Fisk 91 50

Tennessee St.

■ Loss,
 ■ Non-Conf,
 ■ S Site,
 ■ H Home
 ■ A Away
 N Neutral

Tennessee Tech

Through Games Of March 12, 2020

Average RPI Win:	281	WON-LOST	WINNING	LAST 10	STRENGTH OF	OPP. STRENGTH	TEAM	ADJ.	CONF.	ADJ CONF.
Average RPI Loss:	110	RECORD	PCT. RANK	GAMES	SCHEDULE	OF SCHEDULE	RPI	RPI	RPI	RPI
DIV. I ONLY	15- 13	152	2-8	305	207	205	205	20	20	
DIV. I NON-CONF.	5- 4	140	0	344	117	237	237	23	23	
TOTALS	RPI 1-25	RPI 26-50	W-L RECORDS	RPI 51-100	RPI 101-150	RPI 150+				
15- 13	0- 0	0- 3	OVERALL	0- 5	0- 2	15- 3				
7- 4	0- 0	0- 1	HOME	0- 2	0- 0	7- 1				
7- 7	0- 0	0- 2	AWAY	0- 2	0- 2	7- 1				
1- 2	0- 0	0- 0	NEUTRAL	0- 1	0- 0	1- 1				
5- 4	0- 0	0- 1	NON-CONFERENCE	0- 0	0- 2	5- 1				
2- 0	0- 0	0- 0	HOME	0- 0	0- 0	2- 0				
2- 3	0- 0	0- 1	AWAY	0- 0	0- 2	2- 0				
1- 1	0- 0	0- 0	NEUTRAL	0- 0	0- 0	1- 1				
10- 9	0- 0	0- 2	CONFERENCE	0- 5	0- 0	10- 2				
5- 4	0- 0	0- 1	HOME	0- 2	0- 0	5- 1				
5- 4	0- 0	0- 1	AWAY	0- 2	0- 0	5- 1				
0- 1	0- 0	0- 0	NEUTRAL	0- 1	0- 0	0- 0				

RPI 1-25			RPI 26-50			RPI 51-100			RPI 101+			Team's RPI: 205			
RPI	S	Opponent	Score	RPI	S	Opponent	Score	RPI	S	Opponent	Score	RPI	S	Opponent	Score
				46	A	Middle Tenn.	58 64	55	A	Belmont	52 68	105	A	Southern Ill.	65 76
				48	A	UT Martin	62 71	55	H	Belmont	47 59	127	A	Vanderbilt	61 75
				48	H	UT Martin	65 86	88	A	Southeast Mo. St.	72 87	152	A	Samford	72 57
								88	H	Southeast Mo. St.	59 72	173	H	Austin Peay	58 49
								88	N	Southeast Mo. St.	81 82	180	N	Northern Ill.	74 82
												200	A	Eastern Ill.	75 62
												241	H	Murray St.	77 72
												247	H	Lipscomb	78 58
												250	A	Jacksonville St.	61 64
												250	H	Jacksonville St.	50 66
												287	A	Morehead St.	75 55
												287	H	Morehead St.	82 75
												296	A	Eastern Ky.	60 42
												296	H	Eastern Ky.	87 82
												333	N	Detroit Mercy	69 47
												334	A	Tennessee St.	81 69
												334	H	Tennessee St.	88 47
												338	A	SIUE	65 50
												342	A	Western Caro.	62 58
												348	H	La.-Monroe	75 68
LAST 10 Division I															
				88	N	Southeast Mo. St.	81 82	334	A	Tennessee St.	81 69				
				250	A	Jacksonville St.	61 64	250	H	Jacksonville St.	50 66				
				55	A	Belmont	52 68	88	A	Southeast Mo. St.	72 87				
				88	H	Southeast Mo. St.	59 72	48	A	UT Martin	62 71				
				48	H	UT Martin	65 86	334	H	Tennessee St.	88 47				

Non-Div I Games: Tenn. Wesleyan 94 45 Cumberland (TN) 88 51

Tennessee Tech

Loss, Non-Conf, S Site, H Home A Away N Neutral

Average RPI Win:	132	WON-LOST	WINNING	LAST 10	STRENGTH OF	OPP. STRENGTH	TEAM	ADJ.	CONF.	ADJ CONF.
Average RPI Loss:	60	RECORD	PCT. RANK	GAMES	SCHEDULE	OF SCHEDULE	RPI	RPI	RPI	RPI
DIV. I ONLY	19- 11	86	5-5	22	35	43	43	3	3	
DIV. I NON-CONF.	8- 4	90	0	100	113	89	89	3	3	
TOTALS	RPI 1-25	RPI 26-50	W-L RECORDS	RPI 51-100	RPI 101-150	RPI 150+				
19- 11	2- 4	1- 2	OVERALL	8- 3	3- 1	5- 1				
11- 5	1- 2	0- 2	HOME	4- 1	2- 0	4- 0				
7- 5	1- 1	1- 0	AWAY	4- 2	1- 1	0- 1				
1- 1	0- 1	0- 0	NEUTRAL	0- 0	0- 0	1- 0				
8- 4	1- 1	0- 1	NON-CONFERENCE	2- 1	0- 0	5- 1				
6- 1	1- 0	0- 1	HOME	1- 0	0- 0	4- 0				
1- 2	0- 0	0- 0	AWAY	1- 1	0- 0	0- 1				
1- 1	0- 1	0- 0	NEUTRAL	0- 0	0- 0	1- 0				
11- 7	1- 3	1- 1	CONFERENCE	6- 2	3- 1	0- 0				
5- 4	0- 2	0- 1	HOME	3- 1	2- 0	0- 0				
6- 3	1- 1	1- 0	AWAY	3- 1	1- 1	0- 0				
0- 0	0- 0	0- 0	NEUTRAL	0- 0	0- 0	0- 0				

RPI 1-25				RPI 26-50				Team's RPI: 43				RPI 51-100				RPI 101+			
RPI	S	Opponent	Score	RPI	S	Opponent	Score	RPI	S	Opponent	Score	RPI	S	Opponent	Score	RPI	S	Opponent	Score
5	A	Baylor	53 69	28	H	Arizona	58 83	65	A	Tennessee	66 60	132	A	Kansas	67 82				
5	H	Baylor	44 64	41	A	Iowa St.	81 75	67	A	Oklahoma St.	61 56	132	H	Kansas	85 77				
6	H	Stanford	69 64	41	H	Iowa St.	51 69	67	H	Oklahoma St.	63 52	135	A	Texas Tech	81 66				
16	N	NC State	73 84					69	A	South Fla.	57 64	135	H	Texas Tech	92 66				
19	A	TCU	77 67					70	A	West Virginia	63 68	199	A	Hawaii	60 73				
19	H	TCU	63 65					70	H	West Virginia	50 44	227	H	Southern U.	93 39				
								77	A	Kansas St.	71 63	235	N	North Texas	63 57				
								77	H	Kansas St.	54 60	305	H	UTRGV	85 69				
								80	H	Ohio	73 60	321	H	UTSA	84 53				
								92	A	Oklahoma	70 53	335	H	Northwestern St.	91 49				
								92	H	Oklahoma	86 76								
LAST 10 Division I																			
67	H	Oklahoma St.	63 52	70	H	West Virginia	50 44												
5	A	Baylor	53 69	132	A	Kansas	67 82												
92	H	Oklahoma	86 76	41	H	Iowa St.	51 69												
19	A	TCU	77 67	135	A	Texas Tech	81 66												
77	H	Kansas St.	54 60	5	H	Baylor	44 64												

Non-Div I Games:

Texas

■ Loss,
 ■ Non-Conf,
 ■ S Site,
 ■ H Home
 ■ A Away
 N Neutral

Average RPI Win:	118	WON-LOST	WINNING	LAST 10	STRENGTH OF	OPP. STRENGTH	TEAM	ADJ.	CONF.	ADJ CONF.
Average RPI Loss:	30	RECORD	PCT. RANK	GAMES	SCHEDULE	OF SCHEDULE	RPI	RPI	RPI	RPI
DIV. I ONLY	22- 8	46	5-5	17	18	21	21	4	4	
DIV. I NON-CONF.	12- 1	10	0	36	30	7	7	5	5	
TOTALS	RPI 1-25	RPI 26-50	W-L RECORDS	RPI 51-100	RPI 101-150	RPI 150+				
22- 8	1- 3	2- 4	OVERALL	10- 1	3- 0	6- 0				
14- 2	1- 0	1- 1	HOME	3- 1	3- 0	6- 0				
6- 4	0- 3	1- 1	AWAY	5- 0	0- 0	0- 0				
2- 2	0- 0	0- 2	NEUTRAL	2- 0	0- 0	0- 0				
12- 1	1- 0	1- 1	NON-CONFERENCE	6- 0	0- 0	4- 0				
8- 0	1- 0	1- 0	HOME	2- 0	0- 0	4- 0				
2- 0	0- 0	0- 0	AWAY	2- 0	0- 0	0- 0				
2- 1	0- 0	0- 1	NEUTRAL	2- 0	0- 0	0- 0				
10- 7	0- 3	1- 3	CONFERENCE	4- 1	3- 0	2- 0				
6- 2	0- 0	0- 1	HOME	1- 1	3- 0	2- 0				
4- 4	0- 3	1- 1	AWAY	3- 0	0- 0	0- 0				
0- 1	0- 0	0- 1	NEUTRAL	0- 0	0- 0	0- 0				

RPI	S	Opponent	Score	RPI	S	Opponent	Score	RPI	S	Opponent	Score	RPI	S	Opponent	Score
1	A	South Carolina	52 60	27	H	Duke	79 58	53	A	Rice	62 61	114	H	Auburn	84 54
10	A	Mississippi St.	57 69	30	A	Arkansas	84 77	57	N	Montana St.	78 67	127	H	Vanderbilt	74 53
19	H	TCU	70 68	30	N	Arkansas	66 67	65	A	Tennessee	73 71	138	H	Florida	69 42
24	A	Kentucky	54 76	32	N	Florida St.	58 80	67	H	Oklahoma St.	74 62	176	H	Missouri	72 53
				35	A	LSU	58 59	68	A	Georgia	64 47	206	H	Little Rock	78 35
				35	H	LSU	54 57	68	H	Georgia	64 63	214	H	Houston	72 43
								72	A	Alabama	79 74	239	H	Central Ark.	76 46
								72	H	Alabama	63 76	301	H	Ole Miss	79 35
								78	H	A&M-Corpus Christi	85 48	306	H	Prairie View	80 38
								79	N	Georgia Tech	60 48				
								81	A	Southern California	74 64				
LAST 10 Division I															
30	N	Arkansas	66 67	65	A	Tennessee	73 71								
1	A	South Carolina	52 60	127	H	Vanderbilt	74 53								
72	H	Alabama	63 76	10	A	Mississippi St.	57 69								
114	H	Auburn	84 54	35	A	LSU	58 59								
68	A	Georgia	64 47	68	H	Georgia	64 63								

Non-Div I Games:

Texas A&M

■ Loss,
 ■ Non-Conf, S Site,
 ■ Home
 ■ Away
 N Neutral

Texas Southern

Through Games Of March 12, 2020

Average RPI Win:	276	WON-LOST	WINNING	LAST 10	STRENGTH OF	OPP. STRENGTH	TEAM	ADJ.	CONF.	ADJ CONF.
Average RPI Loss:	121	RECORD	PCT. RANK	GAMES	SCHEDULE	OF SCHEDULE	RPI	RPI	RPI	RPI
DIV. I ONLY	20- 10	70	7-3	283	314	136	136	32	32	
DIV. I NON-CONF.	5- 6	187	0	24	23	50	50	31	31	
TOTALS	RPI 1-25	RPI 26-50	W-L RECORDS	RPI 51-100	RPI 101-150	RPI 150+				
20- 10	0- 2	0- 1	OVERALL	1- 1	1- 2	18- 4				
10- 1	0- 0	0- 0	HOME	1- 0	0- 0	9- 1				
10- 7	0- 2	0- 1	AWAY	0- 1	1- 0	9- 3				
0- 2	0- 0	0- 0	NEUTRAL	0- 0	0- 2	0- 0				
5- 6	0- 2	0- 1	NON-CONFERENCE	1- 1	1- 2	3- 0				
1- 0	0- 0	0- 0	HOME	1- 0	0- 0	0- 0				
4- 4	0- 2	0- 1	AWAY	0- 1	1- 0	3- 0				
0- 2	0- 0	0- 0	NEUTRAL	0- 0	0- 2	0- 0				
15- 4	0- 0	0- 0	CONFERENCE	0- 0	0- 0	15- 4				
9- 1	0- 0	0- 0	HOME	0- 0	0- 0	9- 1				
6- 3	0- 0	0- 0	AWAY	0- 0	0- 0	6- 3				
0- 0	0- 0	0- 0	NEUTRAL	0- 0	0- 0	0- 0				

RPI 1-25				RPI 26-50				RPI 51-100				RPI 101+ Team's RPI: 136			
RPI	S	Opponent	Score	RPI	S	Opponent	Score	RPI	S	Opponent	Score	RPI	S	Opponent	Score
2	A	Oregon	63 99	41	A	Iowa St.	59 79	53	H	Rice	63 56	106	N	Utah	52 61
12	A	Gonzaga	45 80					95	A	Colorado	50 74	108	N	UAB	68 84
												112	A	UT Arlington	74 63
												157	A	Jackson St.	79 81
												157	H	Jackson St.	61 72
												174	A	Tulane	72 62
												199	A	Hawaii	74 57
												227	A	Southern U.	56 59
												227	H	Southern U.	61 56
												232	A	Alabama A&M	65 58
												232	H	Alabama A&M	79 76
												305	A	UTRGV	71 44
												306	A	Prairie View	47 50
												306	H	Prairie View	88 65
												323	A	Alcorn	81 67
												323	H	Alcorn	105 70
												325	A	Alabama St.	81 54
												325	H	Alabama St.	88 59
												328	A	Ark.-Pine Bluff	77 46
												328	H	Ark.-Pine Bluff	78 77
												328	H	Ark.-Pine Bluff	77 46
												344	A	Grambling	89 85
												344	H	Grambling	85 62
												351	A	Mississippi Val.	86 79
												351	H	Mississippi Val.	88 58
LAST 10 Division I															
328	H	Ark.-Pine Bluff	77 46	328	A	Ark.-Pine Bluff	77 46								
323	A	Alcorn	81 67	351	A	Mississippi Val.	86 79								
227	A	Southern U.	56 59	344	H	Grambling	85 62								
325	H	Alabama St.	88 59	157	H	Jackson St.	61 72								
232	H	Alabama A&M	79 76	306	A	Prairie View	47 50								

Non-Div I Games:

Texas Southern

■ Loss,
 ■ Non-Conf,
 ■ S Site,
 ■ Home
 ■ Away
 N Neutral

Average RPI Win:	235	WON-LOST	WINNING	LAST 10	STRENGTH OF	OPP. STRENGTH	TEAM	ADJ.	CONF.	ADJ CONF.
Average RPI Loss:	170	RECORD	PCT. RANK	GAMES	SCHEDULE	OF SCHEDULE	RPI	RPI	RPI	RPI
DIV. I ONLY	11- 17	236	5-5	215	244	248	248	21	21	
DIV. I NON-CONF.	5- 4	140	0	183	250	131	131	19	19	
TOTALS	RPI 1-25	RPI 26-50	W-L RECORDS	RPI 51-100	RPI 101-150	RPI 150+				
11- 17	0- 1	0- 1	OVERALL	1- 2	1- 3	9- 10				
7- 6	0- 0	0- 0	HOME	1- 1	1- 0	5- 5				
4- 11	0- 1	0- 1	AWAY	0- 1	0- 3	4- 5				
0- 0	0- 0	0- 0	NEUTRAL	0- 0	0- 0	0- 0				
5- 4	0- 1	0- 0	NON-CONFERENCE	1- 0	0- 1	4- 2				
4- 0	0- 0	0- 0	HOME	1- 0	0- 0	3- 0				
1- 4	0- 1	0- 0	AWAY	0- 0	0- 1	1- 2				
0- 0	0- 0	0- 0	NEUTRAL	0- 0	0- 0	0- 0				
6- 13	0- 0	0- 1	CONFERENCE	0- 2	1- 2	5- 8				
3- 6	0- 0	0- 0	HOME	0- 1	1- 0	2- 5				
3- 7	0- 0	0- 1	AWAY	0- 1	0- 2	3- 3				
0- 0	0- 0	0- 0	NEUTRAL	0- 0	0- 0	0- 0				

RPI S	Opponent	Score	RPI S	Opponent	Score	RPI S	Opponent	Score	RPI S	Opponent	Score	Team's RPI: 248
19	A TCU	52 79	44	A Troy	50 84	78	H A&M-Corpus Christi	57 48	112	A UT Arlington	50 74	
						98	A Coastal Caro.	67 75	112	A UT Arlington	49 69	
						98	H Coastal Caro.	59 69	112	H UT Arlington	72 55	
									132	A Kansas	48 68	
									167	A Dartmouth	61 51	
									172	H New Orleans	51 49	
									188	A Louisiana	64 70	
									188	H Louisiana	67 73	
									198	A Oral Roberts	57 63	
									206	A Little Rock	50 47	
									206	H Little Rock	66 78	
									211	A South Alabama	76 78	
									222	A Morgan St.	62 72	
									228	A Appalachian St.	65 73	
									228	H Appalachian St.	47 59	
									254	A Arkansas St.	83 69	
									254	H Arkansas St.	53 56	
									293	H Ga. Southern	72 68	
									316	H Georgia St.	67 62	
									321	H UTSA	74 69	
									323	H Alcorn	67 59	
									348	A La.-Monroe	59 53	
									348	H La.-Monroe	55 58	
LAST 10 Division I												
112	A	UT Arlington	50	74	112	A	UT Arlington	49	69			
188	A	Louisiana	64	70	254	A	Arkansas St.	83	69			
348	A	La.-Monroe	59	53	206	A	Little Rock	50	47			
316	H	Georgia St.	67	62	228	H	Appalachian St.	47	59			
293	H	Ga. Southern	72	68	98	H	Coastal Caro.	59	69			

Non-Div I Games: Texas Lutheran 72 31 Tex. Permian Basin 83 45

Texas St.

Loss, Non-Conf, S Site, H Home A Away N Neutral

Average RPI Win:	203	WON-LOST	WINNING	LAST 10	STRENGTH OF	OPP. STRENGTH	TEAM	ADJ.	CONF.	ADJ CONF.
Average RPI Loss:	57	RECORD	PCT. RANK	GAMES	SCHEDULE	OF SCHEDULE	RPI	RPI	RPI	RPI
DIV. I ONLY	18- 11	102	4-5	200	67	135	135	3	3	
DIV. I NON-CONF.	11- 0	1	0	350	343	167	167	3	3	
TOTALS	RPI 1-25	RPI 26-50	W-L RECORDS	RPI 51-100	RPI 101-150	RPI 150+				
18- 11	2- 2	1- 3	OVERALL	3- 5	3- 1	9- 0				
13- 5	1- 1	0- 2	HOME	2- 2	2- 0	8- 0				
4- 6	1- 1	1- 1	AWAY	1- 3	1- 1	0- 0				
1- 0	0- 0	0- 0	NEUTRAL	0- 0	0- 0	1- 0				
11- 0	0- 0	0- 0	NON-CONFERENCE	0- 0	2- 0	9- 0				
9- 0	0- 0	0- 0	HOME	0- 0	1- 0	8- 0				
1- 0	0- 0	0- 0	AWAY	0- 0	1- 0	0- 0				
1- 0	0- 0	0- 0	NEUTRAL	0- 0	0- 0	1- 0				
7- 11	2- 2	1- 3	CONFERENCE	3- 5	1- 1	0- 0				
4- 5	1- 1	0- 2	HOME	2- 2	1- 0	0- 0				
3- 6	1- 1	1- 1	AWAY	1- 3	0- 1	0- 0				
0- 0	0- 0	0- 0	NEUTRAL	0- 0	0- 0	0- 0				

RPI 1-25				RPI 26-50				RPI 51-100				RPI 101+ Team's RPI: 135			
RPI	S	Opponent	Score	RPI	S	Opponent	Score	RPI	S	Opponent	Score	RPI	S	Opponent	Score
5	A	Baylor	79 87	41	A	Iowa St.	77 74	67	A	Oklahoma St.	58 74	111	A	San Diego	64 60
5	H	Baylor	62 77	41	H	Iowa St.	66 96	67	H	Oklahoma St.	109 79	132	A	Kansas	50 67
19	A	TCU	80 76	43	A	Texas	66 92	70	A	West Virginia	60 67	132	H	Kansas	89 72
19	H	TCU	87 83	43	H	Texas	66 81	70	H	West Virginia	69 71	145	H	Sam Houston St.	99 57
								77	A	Kansas St.	70 84	301	H	Ole Miss	84 48
								77	H	Kansas St.	72 76	306	H	Prairie View	82 48
								92	A	Oklahoma	106 94	318	H	Houston Baptist	59 51
								92	H	Oklahoma	89 84	321	H	UTSA	115 58
												328	H	Ark.-Pine Bluff	81 55
												335	H	Northwestern St.	79 49
												336	H	Florida A&M	98 60
												339	N	Purdue Fort Wayne	82 48
												348	H	La.-Monroe	83 38
LAST 10 Division I															
92	A	Oklahoma	106 94	5	H	Baylor	62 77								
70	H	West Virginia	69 71	70	A	West Virginia	60 67								
19	H	TCU	87 83	132	H	Kansas	89 72								
67	A	Oklahoma St.	58 74	43	H	Texas	66 81								
41	A	Iowa St.	77 74	77	A	Kansas St.	70 84								

Non-Div I Games:

Texas Tech

■ Loss,
 ■ Non-Conf,
 ■ S Site,
 ■ H Home
 ■ A Away
 N Neutral

Average RPI Win:	168	WON-LOST	WINNING	LAST 10	STRENGTH OF	OPP. STRENGTH	TEAM	ADJ.	CONF.	ADJ CONF.
Average RPI Loss:	121	RECORD	PCT. RANK	GAMES	SCHEDULE	OF SCHEDULE	RPI	RPI	RPI	RPI
DIV. I ONLY	14- 17	200	3-7	82	125	148	148	10	10	
DIV. I NON-CONF.	5- 6	187	0	170	219	196	196	10	10	
TOTALS	RPI 1-25	RPI 26-50	W-L RECORDS	RPI 51-100	RPI 101-150	RPI 150+				
14- 17	2- 1	0- 2	OVERALL	2- 4	3- 3	7- 7				
7- 7	1- 0	0- 1	HOME	2- 1	1- 1	3- 4				
5- 9	0- 1	0- 0	AWAY	0- 3	1- 2	4- 3				
2- 1	1- 0	0- 1	NEUTRAL	0- 0	1- 0	0- 0				
5- 6	0- 0	0- 2	NON-CONFERENCE	1- 0	1- 3	3- 1				
2- 3	0- 0	0- 1	HOME	1- 0	0- 1	1- 1				
2- 2	0- 0	0- 0	AWAY	0- 0	0- 2	2- 0				
1- 1	0- 0	0- 1	NEUTRAL	0- 0	1- 0	0- 0				
9- 11	2- 1	0- 0	CONFERENCE	1- 4	2- 0	4- 6				
5- 4	1- 0	0- 0	HOME	1- 1	1- 0	2- 3				
3- 7	0- 1	0- 0	AWAY	0- 3	1- 0	2- 3				
1- 0	1- 0	0- 0	NEUTRAL	0- 0	0- 0	0- 0				

RPI S	Opponent	Score	RPI S	Opponent	Score	RPI S	Opponent	Score	RPI S	Opponent	Score	Team's RPI: 148
22	A Central Mich.	66 73	42	H Dayton	42 60	55	H Belmont	53 48	117	A Buffalo	78 62	
22	H Central Mich.	76 67	44	N Troy	64 71	76	A Ball St.	60 66	117	H Buffalo	71 59	
22	N Central Mich.	78 71				76	H Ball St.	58 60	123	A Notre Dame	51 54	
						80	A Ohio	58 86	131	A Duquesne	74 79	
						96	A Kent St.	68 87	133	H Valparaiso	54 61	
						96	H Kent St.	69 60	134	N Pacific	66 65	
									151	A Western Mich.	72 84	
									151	H Western Mich.	58 70	
									160	A Eastern Mich.	46 64	
									160	H Eastern Mich.	62 77	
									180	A Northern Ill.	63 51	
									180	H Northern Ill.	79 86	
									183	A Akron	63 59	
									183	H Akron	65 61	
									195	H Memphis	76 83	
									231	A Miami (OH)	83 92	
									253	H Bowling Green	79 72	
									316	A Georgia St.	74 48	
									333	A Detroit Mercy	82 64	
									340	H Canisius	83 65	
LAST 10 Division I												
22	N Central Mich.	78 71	76	A Ball St.	60 66							
183	A Akron	63 59	151	H Western Mich.	58 70							
180	H Northern Ill.	79 86	80	A Ohio	58 86							
22	H Central Mich.	76 67	96	A Kent St.	68 87							
160	A Eastern Mich.	46 64	76	H Ball St.	58 60							

Non-Div I Games:

Toledo

Average RPI Win: 226	WON-LOST	WINNING	LAST 10	STRENGTH OF	OPP. STRENGTH	TEAM	ADJ.	CONF.	ADJ CONF.
Average RPI Loss: 117	RECORD	PCT. RANK	GAMES	SCHEDULE	OF SCHEDULE	RPI	RPI	RPI	RPI
DIV. I ONLY	13- 15	194	4-5	157	135	192	192	14	14
DIV. I NON-CONF.	4- 6	212	0	165	92	229	229	13	13
TOTALS	RPI 1-25	RPI 26-50	W-L RECORDS	RPI 51-100	RPI 101-150	RPI 150+			
13- 15	0- 1	1- 4	OVERALL	0- 0	1- 5	11- 5			
9- 5	0- 0	1- 1	HOME	0- 0	1- 2	7- 2			
3- 9	0- 0	0- 3	AWAY	0- 0	0- 3	3- 3			
1- 1	0- 1	0- 0	NEUTRAL	0- 0	0- 0	1- 0			
4- 6	0- 1	0- 1	NON-CONFERENCE	0- 0	0- 2	4- 2			
3- 2	0- 0	0- 0	HOME	0- 0	0- 1	3- 1			
0- 3	0- 0	0- 1	AWAY	0- 0	0- 1	0- 1			
1- 1	0- 1	0- 0	NEUTRAL	0- 0	0- 0	1- 0			
9- 9	0- 0	1- 3	CONFERENCE	0- 0	1- 3	7- 3			
6- 3	0- 0	1- 1	HOME	0- 0	1- 1	4- 1			
3- 6	0- 0	0- 2	AWAY	0- 0	0- 2	3- 2			
0- 0	0- 0	0- 0	NEUTRAL	0- 0	0- 0	0- 0			

RPI 1-25				RPI 26-50				RPI 51-100				RPI 101+				Team's RPI: 192	
RPI	S	Opponent	Score	RPI	S	Opponent	Score	RPI	S	Opponent	Score	RPI	S	Opponent	Score		
15	N	Iowa	72 100	29	A	James Madison	39 81					104	A	William & Mary	62 66		
				29	H	James Madison	76 75					104	H	William & Mary	75 83		
				39	A	Drexel	50 59					111	A	San Diego	67 81		
				39	H	Drexel	60 63					116	H	Temple	59 74		
				47	A	Rutgers	53 67					144	A	Northeastern	63 66		
												144	H	Northeastern	81 68		
												154	H	Mt. St. Mary's	73 57		
												181	A	Elon	52 68		
												181	H	Elon	61 74		
												182	A	Delaware	62 69		
												182	H	Delaware	76 66		
												203	H	American	63 60		
												217	H	Penn St.	67 73		
												240	H	Marshall	59 56		
												244	A	San Diego St.	72 80		
												262	A	UNCW	62 41		
												262	H	UNCW	78 45		
												264	N	Iona	75 58		
												268	A	Col. of Charleston	79 62		
												268	H	Col. of Charleston	83 72		
												329	A	Hofstra	71 54		
												329	H	Hofstra	84 71		
LAST 10 Division I																	
				181	A	Elon	52 68					329	A	Hofstra	71 54		
				104	A	William & Mary	62 66					268	H	Col. of Charleston	83 72		
				39	H	Drexel	60 63					262	H	UNCW	78 45		
				182	H	Delaware	76 66					29	A	James Madison	39 81		
				144	A	Northeastern	63 66					182	A	Delaware	62 69		

Non-Div I Games: Chestnut Hill 86 49

Towson

■ Loss,
 ■ Non-Conf, S Site,
 ■ Home
 ■ Away
 N Neutral

Average RPI Win:	218	WON-LOST	WINNING	LAST 10	STRENGTH OF	OPP. STRENGTH	TEAM	ADJ.	CONF.	ADJ CONF.
Average RPI Loss:	81	RECORD	PCT. RANK	GAMES	SCHEDULE	OF SCHEDULE	RPI	RPI	RPI	RPI
DIV. I ONLY	23- 4	18	9-1	186	211	44	44	21	21	
DIV. I NON-CONF.	7- 2	53	0	82	76	22	22	19	19	
TOTALS	RPI 1-25	RPI 26-50	W-L RECORDS	RPI 51-100	RPI 101-150	RPI 150+				
23- 4	0- 1	0- 1	OVERALL	2- 1	3- 0	18- 1				
10- 1	0- 0	0- 0	HOME	1- 0	1- 0	8- 1				
11- 3	0- 1	0- 1	AWAY	0- 1	1- 0	10- 0				
2- 0	0- 0	0- 0	NEUTRAL	1- 0	1- 0	0- 0				
7- 2	0- 1	0- 1	NON-CONFERENCE	1- 0	2- 0	4- 0				
2- 0	0- 0	0- 0	HOME	0- 0	0- 0	2- 0				
3- 2	0- 1	0- 1	AWAY	0- 0	1- 0	2- 0				
2- 0	0- 0	0- 0	NEUTRAL	1- 0	1- 0	0- 0				
16- 2	0- 0	0- 0	CONFERENCE	1- 1	1- 0	14- 1				
8- 1	0- 0	0- 0	HOME	1- 0	1- 0	6- 1				
8- 1	0- 0	0- 0	AWAY	0- 1	0- 0	8- 0				
0- 0	0- 0	0- 0	NEUTRAL	0- 0	0- 0	0- 0				

RPI 1-25				RPI 26-50				Team's RPI: 44				RPI 51-100				RPI 101+			
RPI	S	Opponent	Score	RPI	S	Opponent	Score	RPI	S	Opponent	Score	RPI	S	Opponent	Score	RPI	S	Opponent	Score
10	A	Mississippi St.	82 122	27	A	Duke	85 99	96	N	Kent St.	71 64	112	H	UT Arlington	85 69	130	A	Bethune-Cookman	68 62
								98	A	Coastal Caro.	103 124	148	N	Toledo	71 64	152	A	Samford	74 65
								98	H	Coastal Caro.	84 77	188	A	Louisiana	67 64	188	H	Louisiana	73 79
												206	A	Little Rock	70 54	206	H	Little Rock	77 59
												207	A	Chattanooga	90 51	211	A	South Alabama	77 73
												211	H	South Alabama	85 68	228	A	Appalachian St.	81 61
												228	H	Appalachian St.	84 55	248	H	Texas St.	84 50
												250	H	Jacksonville St.	94 64	254	A	Arkansas St.	91 81
												254	H	Arkansas St.	79 64	289	H	ETSU	79 61
												293	A	Ga. Southern	79 69	316	A	Georgia St.	71 57
												348	A	La.-Monroe	72 65	348	H	La.-Monroe	77 65
LAST 10 Division I																			
254	A	Arkansas St.	91 81	228	A	Appalachian St.	81 61	98	A	Coastal Caro.	103 124	188	A	Louisiana	67 64	348	H	La.-Monroe	77 65
206	A	Little Rock	70 54	188	A	Louisiana	67 64	348	H	La.-Monroe	77 65	211	H	South Alabama	85 68				
211	A	South Alabama	77 73	254	H	Arkansas St.	79 64												
254	H	Arkansas St.	79 64	206	H	Little Rock	77 59												

Non-Div I Games: AUM 72 42 Fort Valley St. 101 52

Troy

■ Loss,
 ■ Non-Conf, S Site,
 ■ Home
 ■ Away
 N Neutral

T
u
l
a
n
e

Tulane				Through Games Of March 12, 2020						
Average RPI Win:	187	WON-LOST	WINNING	LAST 10	STRENGTH OF	OPP. STRENGTH	TEAM	ADJ.	CONF.	ADJ CONF.
Average RPI Loss:	106	RECORD	PCT. RANK	GAMES	SCHEDULE	OF SCHEDULE	RPI	RPI	RPI	RPI
DIV. I ONLY	14- 17	200	2-8	98	84	174	174	9	9	
DIV. I NON-CONF.	5- 8	221	0	84	115	198	198	9	9	
<hr/>										
TOTALS	RPI 1-25	RPI 26-50		W-L RECORDS	RPI 51-100		RPI 101-150	RPI 150+		
14- 17	0- 1	1- 2		OVERALL	1- 8		2- 1	10- 5		
8- 9	0- 0	1- 2		HOME	1- 3		1- 1	5- 3		
5- 5	0- 1	0- 0		AWAY	0- 2		1- 0	4- 2		
1- 3	0- 0	0- 0		NEUTRAL	0- 3		0- 0	1- 0		
<hr/>										
5- 8	0- 0	0- 2		NON-CONFERENCE	0- 4		1- 1	4- 1		
3- 6	0- 0	0- 2		HOME	0- 2		0- 1	3- 1		
2- 0	0- 0	0- 0		AWAY	0- 0		1- 0	1- 0		
0- 2	0- 0	0- 0		NEUTRAL	0- 2		0- 0	0- 0		
<hr/>										
9- 9	0- 1	1- 0		CONFERENCE	1- 4		1- 0	6- 4		
5- 3	0- 0	1- 0		HOME	1- 1		1- 0	2- 2		
3- 5	0- 1	0- 0		AWAY	0- 2		0- 0	3- 2		
1- 1	0- 0	0- 0		NEUTRAL	0- 1		0- 0	1- 0		

RPI 1-25				RPI 26-50				RPI 51-100				RPI 101+ Team's RPI: 174			
RPI	S	Opponent	Score	RPI	S	Opponent	Score	RPI	S	Opponent	Score	RPI	S	Opponent	Score
4	A	UConn	31 74	35	H	LSU	54 59	60	N	Charlotte	56 60	116	H	Temple	53 50
				37	H	UCF	60 59	61	A	Cincinnati	63 87	136	H	Texas Southern	62 72
				46	H	Middle Tenn.	62 64	61	H	Cincinnati	64 59	140	A	Washington	64 62
								62	N	Boston College	76 89	157	H	Jackson St.	82 46
								69	A	South Fla.	56 63	165	A	Wichita St.	61 56
								69	H	South Fla.	43 53	165	H	Wichita St.	68 69
								69	N	South Fla.	50 64	195	A	Memphis	62 64
								72	H	Alabama	56 66	195	H	Memphis	59 55
								95	H	Colorado	52 62	211	H	South Alabama	53 62
												212	A	Southern Miss.	62 58
												214	H	Houston	60 66
												233	A	SMU	67 66
												239	H	Central Ark.	65 38
												242	A	East Carolina	50 53
												258	A	Tulsa	50 46
												258	H	Tulsa	64 62
												258	N	Tulsa	67 61
												293	H	Ga. Southern	56 40
<hr/>															
LAST 10 Division I															
				69	N	South Fla.	50 64	4	A	UConn	31 74				
				258	N	Tulsa	67 61	165	H	Wichita St.	68 69				
				116	H	Temple	53 50	69	H	South Fla.	43 53				
				242	A	East Carolina	50 53	195	A	Memphis	62 64				
				61	A	Cincinnati	63 87	214	H	Houston	60 66				

Non-Div I Games:

Tulane

Average RPI Win: 229	WON-LOST	WINNING	LAST 10	STRENGTH OF	OPP. STRENGTH	TEAM	ADJ.	CONF.	ADJ CONF.
Average RPI Loss: 122	RECORD	PCT. RANK	GAMES	SCHEDULE	OF SCHEDULE	RPI	RPI	RPI	RPI
DIV. I ONLY	9- 21	286	3-7	142	87	258	258	9	9
DIV. I NON-CONF.	5- 8	221	0	118	116	201	201	9	9
TOTALS	RPI 1-25	RPI 26-50	W-L RECORDS	RPI 51-100	RPI 101-150	RPI 150+			
9- 21	0- 2	0- 3	OVERALL	0- 5	1- 1	8- 10			
7- 7	0- 0	0- 1	HOME	0- 3	0- 1	7- 2			
2- 11	0- 1	0- 1	AWAY	0- 2	1- 0	1- 7			
0- 3	0- 1	0- 1	NEUTRAL	0- 0	0- 0	0- 1			
5- 8	0- 1	0- 2	NON-CONFERENCE	0- 3	0- 0	5- 2			
4- 2	0- 0	0- 0	HOME	0- 2	0- 0	4- 0			
1- 4	0- 0	0- 1	AWAY	0- 1	0- 0	1- 2			
0- 2	0- 1	0- 1	NEUTRAL	0- 0	0- 0	0- 0			
4- 13	0- 1	0- 1	CONFERENCE	0- 2	1- 1	3- 8			
3- 5	0- 0	0- 1	HOME	0- 1	0- 1	3- 2			
1- 7	0- 1	0- 0	AWAY	0- 1	1- 0	0- 5			
0- 1	0- 0	0- 0	NEUTRAL	0- 0	0- 0	0- 1			

RPI 1-25				RPI 26-50				RPI 51-100				RPI 101+ Team's RPI: 258			
RPI	S	Opponent	Score	RPI	S	Opponent	Score	RPI	S	Opponent	Score	RPI	S	Opponent	Score
4	A	UConn	34 92	30	A	Arkansas	41 91	61	A	Cincinnati	53 78	116	A	Temple	68 64
23	N	Marquette	60 61	31	N	Western Ky.	63 76	67	H	Oklahoma St.	48 78	116	H	Temple	65 74
				37	H	UCF	49 62	69	H	South Fla.	52 68	165	A	Wichita St.	46 57
								82	H	SFA	63 67	165	H	Wichita St.	61 70
								85	A	Abilene Christian	63 73	174	A	Tulane	62 64
												174	H	Tulane	46 50
												174	N	Tulane	61 67
												195	A	Memphis	44 63
												198	H	Oral Roberts	67 65
												206	A	Little Rock	51 63
												209	A	UTEP	58 51
												214	H	Houston	71 64
												229	A	Stetson	60 66
												233	A	SMU	38 57
												233	H	SMU	65 58
												242	A	East Carolina	42 59
												242	H	East Carolina	58 56
												254	H	Arkansas St.	79 77
												295	H	Colorado St.	61 55
												298	H	LMU (CA)	75 56
LAST 10 Division I															
				174	N	Tulane	61 67	233	H	SMU	65 58				
				214	H	Houston	71 64	61	A	Cincinnati	53 78				
				116	A	Temple	68 64	37	H	UCF	49 62				
				165	H	Wichita St.	61 70	195	A	Memphis	44 63				
				242	A	East Carolina	42 59	174	H	Tulane	46 50				

Non-Div I Games:

Tulsa

■ Loss,
 ■ Non-Conf,
 ■ S Site,
 ■ Home
 ■ A Away
 N Neutral

Average RPI Win:	204	WON-LOST	WINNING	LAST 10	STRENGTH OF	OPP. STRENGTH	TEAM	ADJ.	CONF.	ADJ CONF.
Average RPI Loss:	109	RECORD	PCT. RANK	GAMES	SCHEDULE	OF SCHEDULE	RPI	RPI	RPI	RPI
DIV. I ONLY	18- 11	102	6-4	134	142	108	108	13	13	
DIV. I NON-CONF.	6- 4	123	0	230	165	165	165	16	16	
TOTALS	RPI 1-25	RPI 26-50	W-L RECORDS	RPI 51-100	RPI 101-150	RPI 150+				
18- 11	0- 0	3- 2	OVERALL	0- 6	2- 0	13- 3				
10- 4	0- 0	1- 1	HOME	0- 3	1- 0	8- 0				
7- 5	0- 0	2- 1	AWAY	0- 2	0- 0	5- 2				
1- 2	0- 0	0- 0	NEUTRAL	0- 1	1- 0	0- 1				
6- 4	0- 0	0- 0	NON-CONFERENCE	0- 3	2- 0	4- 1				
4- 1	0- 0	0- 0	HOME	0- 1	1- 0	3- 0				
1- 2	0- 0	0- 0	AWAY	0- 1	0- 0	1- 1				
1- 1	0- 0	0- 0	NEUTRAL	0- 1	1- 0	0- 0				
12- 7	0- 0	3- 2	CONFERENCE	0- 3	0- 0	9- 2				
6- 3	0- 0	1- 1	HOME	0- 2	0- 0	5- 0				
6- 3	0- 0	2- 1	AWAY	0- 1	0- 0	4- 1				
0- 1	0- 0	0- 0	NEUTRAL	0- 0	0- 0	0- 1				

RPI 1-25			RPI 26-50			RPI 51-100			RPI 101+			Team's RPI: 108
RPI	S	Opponent	Score	RPI	S	Opponent	Score	RPI	S	Opponent	Score	
				31	A	Western Ky.	65 69	53	A	Rice	53 64	114 H Auburn 80 75
				33	A	Old Dominion	64 61	53	H	Rice	65 74	136 N Texas Southern 84 68
				33	H	Old Dominion	76 65	60	H	Charlotte	75 83	152 H Samford 76 69
				46	A	Middle Tenn.	61 59	83	H	Boise St.	81 83	195 A Memphis 52 77
				46	H	Middle Tenn.	52 62	92	A	Oklahoma	75 82	208 H Fla. Atlantic 92 73
								95	N	Colorado	69 77	209 H UTEP 63 51
												211 H South Alabama 77 61
												212 A Southern Miss. 74 68
												212 H Southern Miss. 90 46
												235 A North Texas 51 50
												240 A Marshall 56 61
												249 A Louisiana Tech 71 51
												249 N Louisiana Tech 63 66
												310 H FIU 71 58
												321 A UTSA 87 51
												321 H UTSA 94 55
												323 A Alcorn 86 65
												347 H McNeese 97 70
LAST 10 Division I												
				249	N	Louisiana Tech	63 66	46	A	Middle Tenn.	61 59	
				212	H	Southern Miss.	90 46	46	H	Middle Tenn.	52 62	
				33	A	Old Dominion	64 61	235	A	North Texas	51 50	
				321	A	UTSA	87 51	53	A	Rice	53 64	
				53	H	Rice	65 74	209	H	UTEP	63 51	

Non-Div I Games: Ala.-Huntsville 74 57 Tuskegee 103 60

UAB

Loss, Non-Conf, S Site, H Home A Away N Neutral

Average RPI Win:	247	WON-LOST	WINNING	LAST 10	STRENGTH OF	OPP. STRENGTH	TEAM	ADJ.	CONF.	ADJ CONF.
Average RPI Loss:	174	RECORD	PCT. RANK	GAMES	SCHEDULE	OF SCHEDULE	RPI	RPI	RPI	RPI
DIV. I ONLY	16- 12	131	7-3	231	251	159	159	28	28	
DIV. I NON-CONF.	4- 8	235	0	132	96	215	215	26	26	
TOTALS	RPI 1-25	RPI 26-50	W-L RECORDS	RPI 51-100	RPI 101-150	RPI 150+				
16- 12	0- 1	0- 0	OVERALL	0- 3	1- 0	15- 8				
10- 3	0- 0	0- 0	HOME	0- 0	1- 0	9- 3				
6- 9	0- 1	0- 0	AWAY	0- 3	0- 0	6- 5				
0- 0	0- 0	0- 0	NEUTRAL	0- 0	0- 0	0- 0				
4- 8	0- 1	0- 0	NON-CONFERENCE	0- 3	1- 0	3- 4				
3- 2	0- 0	0- 0	HOME	0- 0	1- 0	2- 2				
1- 6	0- 1	0- 0	AWAY	0- 3	0- 0	1- 2				
0- 0	0- 0	0- 0	NEUTRAL	0- 0	0- 0	0- 0				
12- 4	0- 0	0- 0	CONFERENCE	0- 0	0- 0	12- 4				
7- 1	0- 0	0- 0	HOME	0- 0	0- 0	7- 1				
5- 3	0- 0	0- 0	AWAY	0- 0	0- 0	5- 3				
0- 0	0- 0	0- 0	NEUTRAL	0- 0	0- 0	0- 0				

RPI 1-25				RPI 26-50				RPI 51-100				RPI 101+ Team's RPI: 159			
RPI	S	Opponent	Score	RPI	S	Opponent	Score	RPI	S	Opponent	Score	RPI	S	Opponent	Score
6	A	Stanford	55 67					57	A	Montana St.	65 77	129	H	Boston U.	75 68
								64	A	Fresno St.	65 73	163	A	Northern Ariz.	71 61
								91	A	Minnesota	67 76	178	A	Pepperdine	67 70
												193	H	Santa Clara	61 62
												197	H	Portland St.	70 76
												199	A	Hawaii	65 48
												199	H	Hawaii	62 49
												201	A	Saint Mary's (CA)	74 83
												215	H	San Francisco	79 67
												234	A	Cal St. Fullerton	72 61
												234	H	Cal St. Fullerton	61 71
												245	A	UC Santa Barbara	56 46
												245	H	UC Santa Barbara	66 63
												266	A	UC Irvine	68 73
												266	H	UC Irvine	65 53
												281	A	CSUN	71 58
												281	H	CSUN	61 39
												284	A	Long Beach St.	57 66
												284	H	Long Beach St.	57 55
												294	A	Cal Poly	42 36
												294	H	Cal Poly	71 58
												309	H	Sacramento St.	77 75
												312	A	UC Riverside	70 75
												312	H	UC Riverside	78 69
LAST 10 Division I															
				284	A	Long Beach St.	57 66	266	H	UC Irvine	65 53				
				281	A	CSUN	71 58	294	H	Cal Poly	71 58				
				312	H	UC Riverside	78 69	266	A	UC Irvine	68 73				
				199	A	Hawaii	65 48	234	A	Cal St. Fullerton	72 61				
				234	H	Cal St. Fullerton	61 71	245	H	UC Santa Barbara	66 63				

Non-Div I Games: William Jessup 96 32

UC Davis

■ Loss,
 ■ Non-Conf,
 ■ S Site,
 ■ Home
 ■ A Away
 N Neutral

Average RPI Win:	247	WON-LOST	WINNING	LAST 10	STRENGTH OF	OPP. STRENGTH	TEAM	ADJ.	CONF.	ADJ CONF.
Average RPI Loss:	200	RECORD	PCT. RANK	GAMES	SCHEDULE	OF SCHEDULE	RPI	RPI	RPI	RPI
DIV. I ONLY	12- 18	232	7-3	269	259	266	266	28	28	
DIV. I NON-CONF.	3- 10	282	0	211	144	293	293	26	26	
TOTALS	RPI 1-25	RPI 26-50	W-L RECORDS	RPI 51-100	RPI 101-150	RPI 150+				
12- 18	0- 1	0- 0	OVERALL	0- 0	1- 4	11- 13				
7- 4	0- 0	0- 0	HOME	0- 0	1- 0	6- 4				
4- 9	0- 1	0- 0	AWAY	0- 0	0- 1	4- 7				
1- 5	0- 0	0- 0	NEUTRAL	0- 0	0- 3	1- 2				
3- 10	0- 1	0- 0	NON-CONFERENCE	0- 0	1- 4	2- 5				
2- 1	0- 0	0- 0	HOME	0- 0	1- 0	1- 1				
0- 5	0- 1	0- 0	AWAY	0- 0	0- 1	0- 3				
1- 4	0- 0	0- 0	NEUTRAL	0- 0	0- 3	1- 1				
9- 8	0- 0	0- 0	CONFERENCE	0- 0	0- 0	9- 8				
5- 3	0- 0	0- 0	HOME	0- 0	0- 0	5- 3				
4- 4	0- 0	0- 0	AWAY	0- 0	0- 0	4- 4				
0- 1	0- 0	0- 0	NEUTRAL	0- 0	0- 0	0- 1				

RPI 1-25			RPI 26-50			RPI 51-100			RPI 101+ Team's RPI: 266		
RPI	S	Opponent	Score	RPI	S	Opponent	Score	RPI	S	Opponent	Score
20	A	Oregon St.	57 86					109	A	Washington St.	59 87
								127	N	Vanderbilt	63 76
								139	N	Davidson	72 78
								142	N	North Ala.	60 88
								146	H	San Jose St.	79 77
								159	A	UC Davis	53 65
								159	H	UC Davis	73 68
								189	A	Southern Utah	68 82
								197	H	Portland St.	61 70
								197	N	Portland St.	83 75
								199	A	Hawaii	70 94
								199	H	Hawaii	72 71
								215	N	San Francisco	61 68
								233	A	SMU	56 59
								234	A	Cal St. Fullerton	68 52
								234	H	Cal St. Fullerton	82 75
								243	A	Denver	75 83
								245	A	UC Santa Barbara	57 67
								245	H	UC Santa Barbara	61 65
								281	A	CSUN	62 70
								281	H	CSUN	51 56
								284	A	Long Beach St.	70 61
								284	H	Long Beach St.	46 56
								294	A	Cal Poly	68 57
								294	H	Cal Poly	54 51
								294	N	Cal Poly	49 70
LAST 10 Division I											
				294	N	Cal Poly	49 70				
				234	A	Cal St. Fullerton	68 52				
				312	H	UC Riverside	86 76				
				199	H	Hawaii	72 71				
				294	H	Cal Poly	54 51				
				284	A	Long Beach St.	70 61				
				159	A	UC Davis	53 65				
				234	H	Cal St. Fullerton	82 75				
				159	H	UC Davis	73 68				
				245	A	UC Santa Barbara	57 67				

Non-Div I Games: Westcliff 93 41

UC Irvine

■ Loss,
 ■ Non-Conf,
 ■ S Site,
 ■ Home
 ■ A Away
 N Neutral

U
C
I
r
v
i
n
e

UC Irvine
RPI S Opponent Score

Through Games Of March 12, 2020

RPI	S	Opponent	Score	
298	H	LMU (CA)	80	65
312	A	UC Riverside	77	53
312	H	UC Riverside	86	76

U
C
I
r
v
i
n
e

UC Irvine

UC Riverside

Through Games Of March 12, 2020

Average RPI Win:	263	WON-LOST	WINNING	LAST 10	STRENGTH OF	OPP. STRENGTH	TEAM	ADJ.	CONF.	ADJ CONF.
Average RPI Loss:	206	RECORD	PCT. RANK	GAMES	SCHEDULE	OF SCHEDULE	RPI	RPI	RPI	RPI
DIV. I ONLY	8- 22	304	2-8	245	279	312	312	28	28	
DIV. I NON-CONF.	4- 10	259	0	176	228	256	256	26	26	
TOTALS	RPI 1-25	RPI 26-50	W-L RECORDS	RPI 51-100	RPI 101-150	RPI 150+				
8- 22	0- 1	0- 1	OVERALL	0- 2	0- 1	8- 17				
6- 7	0- 0	0- 0	HOME	0- 1	0- 0	6- 6				
2- 15	0- 1	0- 1	AWAY	0- 1	0- 1	2- 11				
0- 0	0- 0	0- 0	NEUTRAL	0- 0	0- 0	0- 0				
4- 10	0- 1	0- 1	NON-CONFERENCE	0- 2	0- 1	4- 5				
3- 2	0- 0	0- 0	HOME	0- 1	0- 0	3- 1				
1- 8	0- 1	0- 1	AWAY	0- 1	0- 1	1- 4				
0- 0	0- 0	0- 0	NEUTRAL	0- 0	0- 0	0- 0				
4- 12	0- 0	0- 0	CONFERENCE	0- 0	0- 0	4- 12				
3- 5	0- 0	0- 0	HOME	0- 0	0- 0	3- 5				
1- 7	0- 0	0- 0	AWAY	0- 0	0- 0	1- 7				
0- 0	0- 0	0- 0	NEUTRAL	0- 0	0- 0	0- 0				

RPI 1-25				RPI 26-50				RPI 51-100				RPI 101+ Team's RPI: 312			
RPI	S	Opponent	Score	RPI	S	Opponent	Score	RPI	S	Opponent	Score	RPI	S	Opponent	Score
2	A	Oregon	41 84	28	A	Arizona	27 70	81	H	Southern California	59 76	124	A	California	61 84
								90	A	VCU	51 67	159	A	UC Davis	69 78
												159	H	UC Davis	75 70
												189	A	Southern Utah	68 79
												199	A	Hawaii	57 80
												199	H	Hawaii	59 65
												209	A	UTEP	50 63
												230	A	New Mexico	70 80
												234	A	Cal St. Fullerton	61 71
												234	H	Cal St. Fullerton	45 68
												238	H	CSU Bakersfield	53 52
												245	A	UC Santa Barbara	47 65
												245	H	UC Santa Barbara	66 61
												266	A	UC Irvine	76 86
												266	H	UC Irvine	53 77
												281	A	CSUN	67 62
												281	H	CSUN	49 74
												284	A	Long Beach St.	67 73
												284	H	Long Beach St.	58 57
												285	H	California Baptist	80 64
												294	A	Cal Poly	70 75
												294	H	Cal Poly	52 62
												295	A	Colorado St.	40 52
												302	H	Utah Valley	67 53
												311	A	New Mexico St.	60 58
												327	H	Weber St.	54 64
LAST 10 Division I															
				281	H	CSUN	49 74					294	H	Cal Poly	52 62
				266	A	UC Irvine	76 86					284	H	Long Beach St.	58 57
				159	A	UC Davis	69 78					234	A	Cal St. Fullerton	61 71
				234	H	Cal St. Fullerton	45 68					281	A	CSUN	67 62
				245	A	UC Santa Barbara	47 65					266	H	UC Irvine	53 77

Non-Div I Games:

UC Riverside

■ Loss,
■ Non-Conf,
■ S Site,
■ H Home
■ A Away
N Neutral

Average RPI Win:	261	WON-LOST	WINNING	LAST 10	STRENGTH OF	OPP. STRENGTH	TEAM	ADJ.	CONF.	ADJ CONF.
Average RPI Loss:	200	RECORD	PCT. RANK	GAMES	SCHEDULE	OF SCHEDULE	RPI	RPI	RPI	RPI
DIV. I ONLY	13- 15	194	6-4	260	307	245	245	28	28	
DIV. I NON-CONF.	4- 8	235	0	189	302	267	267	26	26	
TOTALS	RPI 1-25	RPI 26-50	W-L RECORDS	RPI 51-100	RPI 101-150	RPI 150+				
13- 15	0- 0	0- 1	OVERALL	1- 1	0- 2	12- 11				
8- 5	0- 0	0- 0	HOME	1- 0	0- 2	7- 3				
4- 9	0- 0	0- 1	AWAY	0- 0	0- 0	4- 8				
1- 1	0- 0	0- 0	NEUTRAL	0- 1	0- 0	1- 0				
4- 8	0- 0	0- 1	NON-CONFERENCE	1- 1	0- 2	3- 4				
3- 2	0- 0	0- 0	HOME	1- 0	0- 2	2- 0				
0- 5	0- 0	0- 1	AWAY	0- 0	0- 0	0- 4				
1- 1	0- 0	0- 0	NEUTRAL	0- 1	0- 0	1- 0				
9- 7	0- 0	0- 0	CONFERENCE	0- 0	0- 0	9- 7				
5- 3	0- 0	0- 0	HOME	0- 0	0- 0	5- 3				
4- 4	0- 0	0- 0	AWAY	0- 0	0- 0	4- 4				
0- 0	0- 0	0- 0	NEUTRAL	0- 0	0- 0	0- 0				

RPI S	Opponent	Score	RPI S	Opponent	Score	RPI S	Opponent	Score	RPI S	Opponent	Score	Team's RPI: 245
28	A Arizona	42 61	81	H Southern California	57 46	134	H Pacific	53 63	146	H San Jose St.	70 73	
			82	N SFA	56 67	159	A UC Davis	63 66	159	H UC Davis	46 56	
						199	A Hawaii	57 56	199	H Hawaii	51 63	
						201	A Saint Mary's (CA)	43 64	234	A Cal St. Fullerton	75 66	
						234	H Cal St. Fullerton	68 70	238	A CSU Bakersfield	62 66	
						244	H San Diego St.	64 52	246	A Grand Canyon	57 58	
						266	A UC Irvine	65 61	266	H UC Irvine	67 57	
						281	A CSUN	65 55	281	H CSUN	65 60	
						284	A Long Beach St.	53 59	284	H Long Beach St.	55 47	
						285	A California Baptist	81 85	294	A Cal Poly	52 56	
						294	H Cal Poly	52 50	302	H Utah Valley	59 51	
						312	A UC Riverside	61 66	312	H UC Riverside	65 47	
						349	N Chicago St.	96 65				
LAST 10 Division I												
199	A Hawaii	57 56	281	A CSUN	65 55							
284	H Long Beach St.	55 47	284	A Long Beach St.	53 59							
294	A Cal Poly	52 56	199	H Hawaii	51 63							
312	H UC Riverside	65 47	266	H UC Irvine	67 57							
281	H CSUN	65 60	159	A UC Davis	63 66							

Non-Div I Games: Ottawa (AZ) 72 57

UC Santa Barbara

■ Loss,
 ■ Non-Conf,
 ■ S Site,
 ■ Home
 ■ A Away
 N Neutral

UCF				STRENGTH OF SCHEDULE	OPP. STRENGTH OF SCHEDULE	TEAM RPI	ADJ. RPI	CONF. RPI	ADJ CONF. RPI
Average RPI Win:	167	WON-LOST RECORD	WINNING PCT. RANK						
Average RPI Loss:	55		LAST 10 GAMES						
DIV. I ONLY	20- 10	70	8-2	28	83	37	37	9	9
DIV. I NON-CONF.	8- 4	90	0	27	102	43	43	9	9

TOTALS	RPI 1-25	RPI 26-50	W-L RECORDS	RPI 51-100	RPI 101-150	RPI 150+			
20- 10	1- 3	0- 2	OVERALL	4- 3	1- 1	14- 1			
14- 1	1- 1	0- 0	HOME	2- 0	1- 0	10- 0			
5- 6	0- 1	0- 1	AWAY	2- 2	0- 1	3- 1			
1- 3	0- 1	0- 1	NEUTRAL	0- 1	0- 0	1- 0			
8- 4	1- 1	0- 2	NON-CONFERENCE	1- 1	0- 0	6- 0			
7- 0	1- 0	0- 0	HOME	0- 0	0- 0	6- 0			
1- 2	0- 0	0- 1	AWAY	1- 1	0- 0	0- 0			
0- 2	0- 1	0- 1	NEUTRAL	0- 0	0- 0	0- 0			
12- 6	0- 2	0- 0	CONFERENCE	3- 2	1- 1	8- 1			
7- 1	0- 1	0- 0	HOME	2- 0	1- 0	4- 0			
4- 4	0- 1	0- 0	AWAY	1- 1	0- 1	3- 1			
1- 1	0- 0	0- 0	NEUTRAL	0- 1	0- 0	1- 0			

RPI 1-25				RPI 26-50				Team's RPI: 37				RPI 51-100				RPI 101+			
RPI	S	Opponent	Score	RPI	S	Opponent	Score	RPI	S	Opponent	Score	RPI	S	Opponent	Score	RPI	S	Opponent	Score
4	A	UConn	53 66	29	N	James Madison	43 46	55	A	Belmont	37 72	116	A	Temple	65 67				
4	H	UConn	52 59	36	A	FGCU	50 72	61	A	Cincinnati	64 81	116	H	Temple	67 64				
13	N	UCLA	56 61					61	H	Cincinnati	49 42	165	H	Wichita St.	95 50				
22	H	Central Mich.	64 58					61	N	Cincinnati	51 57	165	N	Wichita St.	65 32				
								69	A	South Fla.	64 57	171	H	Wright St.	69 53				
								69	H	South Fla.	56 48	174	A	Tulane	59 60				
								82	A	SFA	63 57	179	H	Quinnipiac	80 58				
												182	H	Delaware	75 49				
												195	A	Memphis	67 59				
												195	H	Memphis	82 66				
												201	H	Saint Mary's (CA)	67 58				
												214	A	Houston	67 49				
												229	H	Stetson	66 40				
												233	H	SMU	67 57				
												242	H	East Carolina	91 55				
												258	A	Tulsa	62 49				
												288	H	Pittsburgh	74 58				

										LAST 10 Division I									
										61	N	Cincinnati	51 57	4	A	UConn	53 66		
										165	N	Wichita St.	65 32	69	H	South Fla.	56 48		
										165	H	Wichita St.	95 50	61	H	Cincinnati	49 42		
										195	A	Memphis	67 59	214	A	Houston	67 49		
										116	H	Temple	67 64	258	A	Tulsa	62 49		

Non-Div I Games:

UCF

■ Loss,
 ■ Non-Conf,
 ■ S Site,
 ■ Home
 ■ A Away
 N Neutral

Average RPI Win:	114	WON-LOST	WINNING	LAST 10	STRENGTH OF	OPP. STRENGTH	TEAM	ADJ.	CONF.	ADJ CONF.
Average RPI Loss:	51	RECORD	PCT. RANK	GAMES	SCHEDULE	OF SCHEDULE	RPI	RPI	RPI	RPI
DIV. I ONLY	26- 5	21	7-3	51	9	13	13	1	1	
DIV. I NON-CONF.	11- 0	1	0	196	46	18	18	2	2	
TOTALS	RPI 1-25	RPI 26-50	W-L RECORDS	RPI 51-100	RPI 101-150	RPI 150+				
26- 5	3- 2	4- 1	OVERALL	7- 1	7- 1	5- 0				
14- 1	1- 1	2- 0	HOME	3- 0	4- 0	4- 0				
10- 3	2- 0	1- 1	AWAY	3- 1	3- 1	1- 0				
2- 1	0- 1	1- 0	NEUTRAL	1- 0	0- 0	0- 0				
11- 0	1- 0	1- 0	NON-CONFERENCE	3- 0	1- 0	5- 0				
6- 0	0- 0	0- 0	HOME	1- 0	1- 0	4- 0				
4- 0	1- 0	0- 0	AWAY	2- 0	0- 0	1- 0				
1- 0	0- 0	1- 0	NEUTRAL	0- 0	0- 0	0- 0				
15- 5	2- 2	3- 1	CONFERENCE	4- 1	6- 1	0- 0				
8- 1	1- 1	2- 0	HOME	2- 0	3- 0	0- 0				
6- 3	1- 0	1- 1	AWAY	1- 1	3- 1	0- 0				
1- 1	0- 1	0- 0	NEUTRAL	1- 0	0- 0	0- 0				

RPI 1-25				Team's RPI: 13				RPI 26-50				RPI 51-100				RPI 101+			
RPI	S	Opponent	Score	RPI	S	Opponent	Score	RPI	S	Opponent	Score	RPI	S	Opponent	Score	RPI	S	Opponent	Score
2	H	Oregon	66 80	28	A	Arizona	66 92	52	H	Yale	100 65	106	A	Utah	84 54				
6	A	Stanford	79 69	28	H	Arizona	70 58	68	A	Georgia	59 50	106	H	Utah	77 54				
6	N	Stanford	51 67	37	N	UCF	61 56	75	A	Virginia	73 62	109	A	Washington St.	70 62				
14	A	Indiana	68 58	40	A	Arizona St.	70 61	81	A	Southern California	68 70	109	H	Washington St.	66 50				
20	H	Oregon St.	83 74	40	H	Arizona St.	68 66	81	H	Southern California	83 59	124	A	California	74 70				
								81	N	Southern California	73 66	134	H	Pacific	68 57				
								95	A	Colorado	65 62	140	A	Washington	68 74				
								95	H	Colorado	62 52	140	H	Washington	85 80				
												226	H	Northern Colo.	92 58				
												281	A	CSUN	58 44				
												284	H	Long Beach St.	86 51				
												298	H	LMU (CA)	74 52				
												327	H	Weber St.	85 45				
LAST 10 Division I																			
6	N	Stanford	51 67	109	A	Washington St.	70 62												
81	N	Southern California	73 66	20	H	Oregon St.	83 74												
106	H	Utah	77 54	2	H	Oregon	66 80												
95	H	Colorado	62 52	124	A	California	74 70												
140	A	Washington	68 74	6	A	Stanford	79 69												

Non-Div I Games:

UCLA

■ Loss,
 ■ Non-Conf,
 ■ S Site,
 ■ H Home
 ■ A Away
 N Neutral

Average RPI Win:	115	WON-LOST	WINNING	LAST 10	STRENGTH OF	OPP. STRENGTH	TEAM	ADJ.	CONF.	ADJ CONF.
Average RPI Loss:	3	RECORD	PCT. RANK	GAMES	SCHEDULE	OF SCHEDULE	RPI	RPI	RPI	RPI
DIV. I ONLY	29- 3	6	9-1	18	15	4	4	9	9	
DIV. I NON-CONF.	10- 3	57	0-1	6	1	4	4	9	9	
TOTALS	RPI 1-25	RPI 26-50	W-L RECORDS	RPI 51-100	RPI 101-150	RPI 150+				
29- 3	2- 3	3- 0	OVERALL	10- 0	5- 0	9- 0				
12- 2	0- 2	1- 0	HOME	4- 0	2- 0	5- 0				
13- 1	2- 1	2- 0	AWAY	3- 0	2- 0	4- 0				
4- 0	0- 0	0- 0	NEUTRAL	3- 0	1- 0	0- 0				
10- 3	2- 3	1- 0	NON-CONFERENCE	4- 0	3- 0	0- 0				
4- 2	0- 2	0- 0	HOME	2- 0	2- 0	0- 0				
5- 1	2- 1	1- 0	AWAY	1- 0	1- 0	0- 0				
1- 0	0- 0	0- 0	NEUTRAL	1- 0	0- 0	0- 0				
19- 0	0- 0	2- 0	CONFERENCE	6- 0	2- 0	9- 0				
8- 0	0- 0	1- 0	HOME	2- 0	0- 0	5- 0				
8- 0	0- 0	1- 0	AWAY	2- 0	1- 0	4- 0				
3- 0	0- 0	0- 0	NEUTRAL	2- 0	1- 0	0- 0				

RPI	S	Opponent	Score	RPI	S	Opponent	Score	RPI	S	Opponent	Score	RPI	S	Opponent	Score
1	A	South Carolina	52 70	37	A	UCF	59 52	61	A	Cincinnati	105 58	116	A	Temple	83 54
2	H	Oregon	56 74	37	H	UCF	66 53	61	H	Cincinnati	80 50	116	N	Temple	94 61
5	H	Baylor	58 74	42	A	Dayton	75 37	61	N	Cincinnati	87 53	123	H	Notre Dame	81 57
17	A	Ohio St.	73 62					63	A	Seton Hall	92 78	124	H	California	72 61
18	A	DePaul	84 74					65	H	Tennessee	60 45	127	A	Vanderbilt	64 51
								69	A	South Fla.	67 47	165	H	Wichita St.	83 55
								69	H	South Fla.	80 39	174	H	Tulane	74 31
								69	N	South Fla.	79 38	195	A	Memphis	68 56
								75	H	Virginia	83 44	195	H	Memphis	94 55
								92	N	Oklahoma	97 53	214	A	Houston	92 40
												214	H	Houston	91 51
												233	A	SMU	80 42
												242	A	East Carolina	98 42
												258	H	Tulsa	92 34
LAST 10 Division I															
								61	A	Cincinnati	105 58				
								37	H	UCF	66 53				
								174	H	Tulane	74 31				
								69	A	South Fla.	67 47				
								1	A	South Carolina	52 70				

Non-Div I Games:

UConn

■ Loss,
 ■ Non-Conf, S Site,
 ■ Home
 ■ Away
 N Neutral

Average RPI Win:	299	WON-LOST	WINNING	LAST 10	STRENGTH OF	OPP. STRENGTH	TEAM	ADJ.	CONF.	ADJ CONF.
Average RPI Loss:	185	RECORD	PCT. RANK	GAMES	SCHEDULE	OF SCHEDULE	RPI	RPI	RPI	RPI
DIV. I ONLY	3- 27	341	1-9	277	250	341	341	22	22	
DIV. I NON-CONF.	1- 10	329	0	307	206	337	337	22	22	
TOTALS	RPI 1-25	RPI 26-50	W-L RECORDS	RPI 51-100	RPI 101-150	RPI 150+				
3- 27	0- 0	0- 1	OVERALL	0- 3	0- 4	3- 19				
2- 12	0- 0	0- 1	HOME	0- 1	0- 1	2- 9				
1- 15	0- 0	0- 0	AWAY	0- 2	0- 3	1- 10				
0- 0	0- 0	0- 0	NEUTRAL	0- 0	0- 0	0- 0				
1- 10	0- 0	0- 1	NON-CONFERENCE	0- 1	0- 2	1- 6				
0- 5	0- 0	0- 1	HOME	0- 0	0- 0	0- 4				
1- 5	0- 0	0- 0	AWAY	0- 1	0- 2	1- 2				
0- 0	0- 0	0- 0	NEUTRAL	0- 0	0- 0	0- 0				
2- 17	0- 0	0- 0	CONFERENCE	0- 2	0- 2	2- 13				
2- 7	0- 0	0- 0	HOME	0- 1	0- 1	2- 5				
0- 10	0- 0	0- 0	AWAY	0- 1	0- 1	0- 8				
0- 0	0- 0	0- 0	NEUTRAL	0- 0	0- 0	0- 0				

RPI S	Opponent	Score	RPI S	Opponent	Score	RPI S	Opponent	Score	RPI S	Opponent	Score	Team's RPI: 341
32	H Florida St.	42 86	59	A IUPUI	51 87	113	A Green Bay	36 73				
			59	H IUPUI	49 88	113	H Green Bay	49 75				
			77	A Kansas St.	40 84	132	A Kansas	50 91				
						133	A Valparaiso	37 63				
						151	H Western Mich.	52 80				
						160	H Eastern Mich.	59 68				
						171	A Wright St.	55 79				
						171	A Wright St.	47 83				
						171	H Wright St.	43 58				
						185	A Northern Ky.	35 78				
						185	H Northern Ky.	46 88				
						190	A Cleveland St.	44 84				
						190	H Cleveland St.	43 83				
						200	H Eastern Ill.	45 80				
						220	A Milwaukee	55 71				
						220	H Milwaukee	60 66				
						231	A Miami (OH)	35 85				
						259	A Youngstown St.	65 77				
						259	H Youngstown St.	59 53				
						273	H Indiana St.	40 61				
						290	A Oakland	46 63				
						290	H Oakland	70 64				
						333	A Detroit Mercy	52 58				
						333	H Detroit Mercy	62 70				
						339	A Purdue Fort Wayne	50 61				
						349	A Chicago St.	73 61				
LAST 10 Division I												
171	A Wright St.	47 83	185	A Northern Ky.	35 78							
59	A IUPUI	51 87	333	A Detroit Mercy	52 58							
220	H Milwaukee	60 66	290	A Oakland	46 63							
113	H Green Bay	49 75	190	H Cleveland St.	43 83							
171	A Wright St.	55 79	259	H Youngstown St.	59 53							

Non-Div I Games:

UIC

■ Loss,
■ Non-Conf,
■ S Site,
■ H Home
■ A Away
N Neutral

Average RPI Win:	268	WON-LOST	WINNING	LAST 10	STRENGTH OF	OPP. STRENGTH	TEAM	ADJ.	CONF.	ADJ CONF.
Average RPI Loss:	196	RECORD	PCT. RANK	GAMES	SCHEDULE	OF SCHEDULE	RPI	RPI	RPI	RPI
DIV. I ONLY	9- 18	273	4-6	268	325	299	299	26	26	
DIV. I NON-CONF.	3- 7	252	0	238	330	284	284	27	27	
TOTALS	RPI 1-25	RPI 26-50	W-L RECORDS	RPI 51-100	RPI 101-150	RPI 150+				
9- 18	0- 0	0- 0	OVERALL	0- 3	0- 1	9- 14				
6- 5	0- 0	0- 0	HOME	0- 1	0- 0	6- 4				
3- 11	0- 0	0- 0	AWAY	0- 2	0- 1	3- 8				
0- 2	0- 0	0- 0	NEUTRAL	0- 0	0- 0	0- 2				
3- 7	0- 0	0- 0	NON-CONFERENCE	0- 1	0- 1	3- 5				
2- 1	0- 0	0- 0	HOME	0- 0	0- 0	2- 1				
1- 4	0- 0	0- 0	AWAY	0- 1	0- 1	1- 2				
0- 2	0- 0	0- 0	NEUTRAL	0- 0	0- 0	0- 2				
6- 11	0- 0	0- 0	CONFERENCE	0- 2	0- 0	6- 9				
4- 4	0- 0	0- 0	HOME	0- 1	0- 0	4- 3				
2- 7	0- 0	0- 0	AWAY	0- 1	0- 0	2- 6				
0- 0	0- 0	0- 0	NEUTRAL	0- 0	0- 0	0- 0				

RPI 1-25			RPI 26-50			RPI 51-100			RPI 101+			Team's RPI: 299
RPI	S	Opponent	Score	RPI	S	Opponent	Score	RPI	S	Opponent	Score	
						73 A Stony Brook	45 57	104 A William & Mary			48 76	
						73 H Stony Brook	49 66	154 A Mt. St. Mary's			61 71	
						100 A Syracuse	48 82	156 A Binghamton			58 66	
								156 H Binghamton			43 61	
								161 A Maine			74 54	
								161 H Maine			54 66	
								168 A Lafayette			65 58	
								194 N La Salle			58 74	
								213 A UMass Lowell			64 75	
								213 A UMass Lowell			58 66	
								213 H UMass Lowell			65 52	
								222 H Morgan St.			65 63	
								223 N Kennesaw St.			44 59	
								261 H Howard			61 72	
								265 A New Hampshire			51 56	
								265 H New Hampshire			63 72	
								303 A Wagner			60 67	
								308 A Vermont			58 60	
								308 H Vermont			54 47	
								314 A Albany (NY)			51 56	
								314 H Albany (NY)			54 44	
								337 H Coppin St.			71 48	
								345 A Hartford			56 47	
								345 H Hartford			61 54	
LAST 10 Division I												
						213 A UMass Lowell	58 66	265 A New Hampshire			51 56	
						161 H Maine	54 66	213 H UMass Lowell			65 52	
						156 A Binghamton	58 66	345 A Hartford			56 47	
						308 H Vermont	54 47	73 H Stony Brook			49 66	
						314 H Albany (NY)	54 44	314 A Albany (NY)			51 56	

Non-Div I Games: Gettysburg 92 50

UMBC

■ Loss,
 ■ Non-Conf,
 ■ S Site,
 ■ H Home
 ■ A Away
 N Neutral

UMES				Through Games Of March 12, 2020						
Average RPI Win:	249	WON-LOST	WINNING	LAST 10	STRENGTH OF	OPP. STRENGTH	TEAM	ADJ.	CONF.	ADJ CONF.
Average RPI Loss:	195	RECORD	PCT. RANK	GAMES	SCHEDULE	OF SCHEDULE	RPI	RPI	RPI	RPI
DIV. I ONLY		8- 21	299	5-5	244	311	307	307	29	29
DIV. I NON-CONF.		1- 10	329	0	97	135	300	300	29	29

TOTALS	RPI 1-25	RPI 26-50		W-L RECORDS		RPI 51-100	RPI 101-150		RPI 150+	
8- 21	0- 0	0- 2		OVERALL		0- 2	1- 4		7- 13	
4- 8	0- 0	0- 0		HOME		0- 0	0- 2		4- 6	
2- 13	0- 0	0- 2		AWAY		0- 2	0- 2		2- 7	
2- 0	0- 0	0- 0		NEUTRAL		0- 0	1- 0		1- 0	
1- 10	0- 0	0- 2		NON-CONFERENCE		0- 2	0- 3		1- 3	
1- 3	0- 0	0- 0		HOME		0- 0	0- 1		1- 2	
0- 7	0- 0	0- 2		AWAY		0- 2	0- 2		0- 1	
0- 0	0- 0	0- 0		NEUTRAL		0- 0	0- 0		0- 0	
7- 11	0- 0	0- 0		CONFERENCE		0- 0	1- 1		6- 10	
3- 5	0- 0	0- 0		HOME		0- 0	0- 1		3- 4	
2- 6	0- 0	0- 0		AWAY		0- 0	0- 0		2- 6	
2- 0	0- 0	0- 0		NEUTRAL		0- 0	1- 0		1- 0	

RPI 1-25				RPI 26-50				RPI 51-100				RPI 101+				Team's RPI: 307
RPI	S	Opponent	Score	RPI	S	Opponent	Score	RPI	S	Opponent	Score	RPI	S	Opponent	Score	
				33	A	Old Dominion	39 48	60	A	Charlotte	44 64	104	A	William & Mary	50 78	
				38	A	Virginia Tech	43 86	100	A	Syracuse	50 65	125	H	Richmond	52 64	
												130	H	Bethune-Cookman	53 62	
												130	N	Bethune-Cookman	61 55	
												141	A	UNC Greensboro	48 86	
												153	A	Norfolk St.	45 68	
												154	H	Mt. St. Mary's	78 76	
												184	A	N.C. A&T	57 72	
												184	H	N.C. A&T	31 67	
												222	A	Morgan St.	71 61	
												222	H	Morgan St.	44 55	
												242	A	East Carolina	42 57	
												256	H	Georgetown	39 57	
												261	A	Howard	71 70	
												261	H	Howard	58 79	
												275	A	Delaware St.	58 72	
												275	H	Delaware St.	68 53	
												277	H	Longwood	62 71	
												278	A	N.C. Central	70 78	
												278	H	N.C. Central	65 63	
												336	H	Florida A&M	71 81	
												337	A	Coppin St.	63 66	
												337	H	Coppin St.	61 46	
												337	N	Coppin St.	62 50	
												350	A	South Carolina St.	55 60	
LAST 10 Division I																
				130	N	Bethune-Cookman	61 55	184	A	N.C. A&T	57 72					
				337	N	Coppin St.	62 50	278	A	N.C. Central	70 78					
				337	H	Coppin St.	61 46	336	H	Florida A&M	71 81					
				261	A	Howard	71 70	130	H	Bethune-Cookman	53 62					
				275	H	Delaware St.	68 53	337	A	Coppin St.	63 66					

Non-Div I Games: Greensboro 65 48 Wesley 75 29

UMES

Loss, Non-Conf, S Site, H Home A Away N Neutral

UMKC				STRENGTH OF SCHEDULE	OPP. STRENGTH OF SCHEDULE	TEAM RPI	ADJ. RPI	CONF. RPI	ADJ CONF. RPI
Average RPI Win:	285	WON-LOST RECORD	WINNING PCT. RANK						
Average RPI Loss:	171		LAST 10 GAMES						
DIV. I ONLY	19- 10	78	9-1	344	271	204	204	31	31
DIV. I NON-CONF.	5- 7	205	0	254	65	264	264	32	32

TOTALS	RPI 1-25	RPI 26-50	W-L RECORDS	RPI 51-100	RPI 101-150	RPI 150+			
19- 10	0- 1	0- 0	OVERALL	0- 2	0- 2	19- 5			
11- 5	0- 0	0- 0	HOME	0- 2	0- 1	11- 2			
7- 5	0- 1	0- 0	AWAY	0- 0	0- 1	7- 3			
1- 0	0- 0	0- 0	NEUTRAL	0- 0	0- 0	1- 0			
5- 7	0- 1	0- 0	NON-CONFERENCE	0- 2	0- 2	5- 2			
4- 4	0- 0	0- 0	HOME	0- 2	0- 1	4- 1			
1- 3	0- 1	0- 0	AWAY	0- 0	0- 1	1- 1			
0- 0	0- 0	0- 0	NEUTRAL	0- 0	0- 0	0- 0			
14- 3	0- 0	0- 0	CONFERENCE	0- 0	0- 0	14- 3			
7- 1	0- 0	0- 0	HOME	0- 0	0- 0	7- 1			
6- 2	0- 0	0- 0	AWAY	0- 0	0- 0	6- 2			
1- 0	0- 0	0- 0	NEUTRAL	0- 0	0- 0	1- 0			

RPI 1-25				RPI 26-50				RPI 51-100				RPI 101+ Team's RPI: 204			
RPI	S	Opponent	Score	RPI	S	Opponent	Score	RPI	S	Opponent	Score	RPI	S	Opponent	Score
8	A	Missouri St.	58 83					77	H	Kansas St.	67 74	134	A	Pacific	60 89
								97	H	Liberty	44 68	139	H	Davidson	64 74
												155	H	Loyola Chicago	67 72
												176	H	Missouri	59 56
												197	H	Portland St.	87 69
												238	A	CSU Bakersfield	60 70
												238	H	CSU Bakersfield	58 43
												243	H	Denver	83 79
												246	A	Grand Canyon	74 53
												246	H	Grand Canyon	56 62
												252	A	George Mason	64 58
												285	A	California Baptist	83 81
												285	H	California Baptist	75 65
												297	A	Seattle U	76 65
												297	H	Seattle U	68 65
												302	A	Utah Valley	41 62
												302	H	Utah Valley	61 53
												305	A	UTRGV	72 58
												305	H	UTRGV	60 56
												311	A	New Mexico St.	55 50
												311	H	New Mexico St.	56 52
												313	A	Omaha	53 57
												315	H	Eastern Wash.	66 55
												349	A	Chicago St.	85 50
												349	H	Chicago St.	73 57
												349	N	Chicago St.	86 52

				LAST 10 Division I											
				349	N	Chicago St.	86 52	238	H	CSU Bakersfield	58 43				
				297	H	Seattle U	68 65	246	H	Grand Canyon	56 62				
				302	H	Utah Valley	61 53	311	A	New Mexico St.	55 50				
				349	A	Chicago St.	85 50	305	A	UTRGV	72 58				
				285	A	California Baptist	83 81	349	H	Chicago St.	73 57				

Non-Div I Games: Rockhurst 78 60 Science & Arts Okla74 43

UMKC

Loss, Non-Conf, S Site, H Home A Away N Neutral

Average RPI Win:	293	WON-LOST	WINNING	LAST 10	STRENGTH OF	OPP. STRENGTH	TEAM	ADJ.	CONF.	ADJ CONF.
Average RPI Loss:	144	RECORD	PCT. RANK	GAMES	SCHEDULE	OF SCHEDULE	RPI	RPI	RPI	RPI
DIV. I ONLY	16- 15	167	5-5	271	297	213	213	26	26	
DIV. I NON-CONF.	4- 9	250	0	237	301	279	279	27	27	
TOTALS	RPI 1-25	RPI 26-50	W-L RECORDS	RPI 51-100	RPI 101-150	RPI 150+				
16- 15	0- 0	0- 0	OVERALL	0- 4	0- 3	16- 8				
9- 6	0- 0	0- 0	HOME	0- 2	0- 1	9- 3				
7- 9	0- 0	0- 0	AWAY	0- 2	0- 2	7- 5				
0- 0	0- 0	0- 0	NEUTRAL	0- 0	0- 0	0- 0				
4- 9	0- 0	0- 0	NON-CONFERENCE	0- 2	0- 3	4- 4				
2- 4	0- 0	0- 0	HOME	0- 1	0- 1	2- 2				
2- 5	0- 0	0- 0	AWAY	0- 1	0- 2	2- 2				
0- 0	0- 0	0- 0	NEUTRAL	0- 0	0- 0	0- 0				
12- 6	0- 0	0- 0	CONFERENCE	0- 2	0- 0	12- 4				
7- 2	0- 0	0- 0	HOME	0- 1	0- 0	7- 1				
5- 4	0- 0	0- 0	AWAY	0- 1	0- 0	5- 3				
0- 0	0- 0	0- 0	NEUTRAL	0- 0	0- 0	0- 0				

RPI S	Opponent	Score	RPI S	Opponent	Score	RPI S	Opponent	Score	RPI S	Opponent	Score	Team's RPI: 213
						52	H Yale	59 67	126	A Colgate	51 73	
						62	A Boston College	46 89	132	A Kansas	44 79	
						73	A Stony Brook	41 60	149	H Massachusetts	58 74	
						73	H Stony Brook	69 89	156	A Binghamton	66 56	
									156	H Binghamton	58 62	
									161	A Maine	54 67	
									161	A Maine	53 77	
									161	H Maine	66 57	
									167	H Dartmouth	51 62	
									177	A Merrimack	50 73	
									187	A Providence	38 63	
									191	H Cornell	56 70	
									265	A New Hampshire	66 53	
									265	H New Hampshire	58 53	
									299	A UMBC	52 65	
									299	H UMBC	75 64	
									299	H UMBC	66 58	
									304	H Fairleigh Dickinson	61 56	
									308	A Vermont	62 58	
									308	H Vermont	61 47	
									314	A Albany (NY)	78 75	
									314	H Albany (NY)	53 51	
									324	A Bryant	55 35	
									332	H LIU Brooklyn	65 56	
									345	A Hartford	68 63	
									345	H Hartford	64 56	
LAST 10 Division I												
			161	A Maine	54 67		345	H Hartford	64 56			
			299	H UMBC	66 58		161	A Maine	53 77			
			308	A Vermont	62 58		299	A UMBC	52 65			
			314	A Albany (NY)	78 75		73	H Stony Brook	69 89			
			156	H Binghamton	58 62		265	A New Hampshire	66 53			

Non-Div I Games:

UMass Lowell

■ Loss,
 ■ Non-Conf,
 ■ S Site,
 ■ Home
 ■ A Away
 N Neutral

RPI	S	Opponent	Score
346	A	Central Conn. St.	56 54

UMass Lowell

Average RPI Win:	273	WON-LOST	WINNING	LAST 10	STRENGTH OF	OPP. STRENGTH	TEAM	ADJ.	CONF.	ADJ CONF.
Average RPI Loss:	203	RECORD	PCT. RANK	GAMES	SCHEDULE	OF SCHEDULE	RPI	RPI	RPI	RPI
DIV. I ONLY	14- 14	174	4-5	339	330	260	260	25	25	
DIV. I NON-CONF.	4- 3	138	0	335	342	242	242	28	28	
TOTALS	RPI 1-25	RPI 26-50	W-L RECORDS	RPI 51-100	RPI 101-150	RPI 150+				
14- 14	0- 0	0- 0	OVERALL	0- 0	1- 5	13- 9				
7- 6	0- 0	0- 0	HOME	0- 0	1- 2	6- 4				
6- 8	0- 0	0- 0	AWAY	0- 0	0- 3	6- 5				
1- 0	0- 0	0- 0	NEUTRAL	0- 0	0- 0	1- 0				
4- 3	0- 0	0- 0	NON-CONFERENCE	0- 0	0- 2	4- 1				
1- 1	0- 0	0- 0	HOME	0- 0	0- 1	1- 0				
2- 2	0- 0	0- 0	AWAY	0- 0	0- 1	2- 1				
1- 0	0- 0	0- 0	NEUTRAL	0- 0	0- 0	1- 0				
10- 11	0- 0	0- 0	CONFERENCE	0- 0	1- 3	9- 8				
6- 5	0- 0	0- 0	HOME	0- 0	1- 1	5- 4				
4- 6	0- 0	0- 0	AWAY	0- 0	0- 2	4- 4				
0- 0	0- 0	0- 0	NEUTRAL	0- 0	0- 0	0- 0				

[illegible]

Non-Div I Games:	Montreat	89	45	Lenoir-Rhyne	68	48
------------------	----------	----	----	--------------	----	----

UNC Asheville

Loss, Non-Conf, S Site, H Home A Away N Neutral

Page 343

RPI	S	Opponent	Score
343	H	Charleston So.	48 60
350	H	South Carolina St.	82 51

U
N
C
A
s
h
e
v
i
l
l
e

U
N
C
A
s
h
e
v
i
l
l
e

UNC Asheville

ONE OPPONENTS				THROUGH GAMES OF MARCH 11, 1910						
Average RPI Win:	258	WON-LOST	WINNING	LAST 10	STRENGTH OF	OPP. STRENGTH	TEAM	ADJ.	CONF.	ADJ CONF.
Average RPI Loss:	163	RECORD	PCT. RANK	GAMES	SCHEDULE	OF SCHEDULE	RPI	RPI	RPI	RPI
DIV. I ONLY	20- 9	64	7-3	310	283	141	141	27	27	
DIV. I NON-CONF.	8- 4	90	0	136	315	85	85	21	21	
TOTALS	RPI 1-25		RPI 26-50	W-L RECORDS	RPI 51-100	RPI 101-150	RPI 150+			
20- 9	0- 0		0- 0	OVERALL	1- 1	1- 2	18- 6			
10- 2	0- 0		0- 0	HOME	0- 0	0- 1	10- 1			
8- 6	0- 0		0- 0	AWAY	1- 1	1- 1	6- 4			
2- 1	0- 0		0- 0	NEUTRAL	0- 0	0- 0	2- 1			
8- 4	0- 0		0- 0	NON-CONFERENCE	1- 1	1- 2	6- 1			
4- 1	0- 0		0- 0	HOME	0- 0	0- 1	4- 0			
4- 3	0- 0		0- 0	AWAY	1- 1	1- 1	2- 1			
0- 0	0- 0		0- 0	NEUTRAL	0- 0	0- 0	0- 0			
12- 5	0- 0		0- 0	CONFERENCE	0- 0	0- 0	12- 5			
6- 1	0- 0		0- 0	HOME	0- 0	0- 0	6- 1			
4- 3	0- 0		0- 0	AWAY	0- 0	0- 0	4- 3			
2- 1	0- 0		0- 0	NEUTRAL	0- 0	0- 0	2- 1			

[illegible]

Non-Div I Games:	Erskine	106	44	Concord	80	45	Lenoir-Rhyne	84	59
------------------	---------	-----	----	---------	----	----	--------------	----	----

UNC Greensboro

■ Loss, ■ Non-Conf, S Site, H Home A Away N Neutral

Page 345

RPI	S	Opponent	Score
342	H	Western Caro.	54 43

U
N
C
G
r
e
e
n
s
b
o
r
o

U
N
C
G
r
e
e
n
s
b
o
r
o

UNC Greensboro

Average RPI Win:	252	WON-LOST	WINNING	LAST 10	STRENGTH OF	OPP. STRENGTH	TEAM	ADJ.	CONF.	ADJ CONF.
Average RPI Loss:	145	RECORD	PCT. RANK	GAMES	SCHEDULE	OF SCHEDULE	RPI	RPI	RPI	RPI
DIV. I ONLY	9- 19	279	4-5	175	188	262	262	14	14	
DIV. I NON-CONF.	2- 7	288	0	213	316	302	302	13	13	
TOTALS	RPI 1-25	RPI 26-50	W-L RECORDS	RPI 51-100	RPI 101-150	RPI 150+				
9- 19	0- 1	0- 4	OVERALL	0- 1	2- 4	7- 9				
5- 8	0- 0	0- 2	HOME	0- 1	1- 1	4- 4				
3- 10	0- 1	0- 2	AWAY	0- 0	1- 2	2- 5				
1- 1	0- 0	0- 0	NEUTRAL	0- 0	0- 1	1- 0				
2- 7	0- 1	0- 0	NON-CONFERENCE	0- 1	0- 2	2- 3				
1- 3	0- 0	0- 0	HOME	0- 1	0- 0	1- 2				
1- 3	0- 1	0- 0	AWAY	0- 0	0- 1	1- 1				
0- 1	0- 0	0- 0	NEUTRAL	0- 0	0- 1	0- 0				
7- 12	0- 0	0- 4	CONFERENCE	0- 0	2- 2	5- 6				
4- 5	0- 0	0- 2	HOME	0- 0	1- 1	3- 2				
2- 7	0- 0	0- 2	AWAY	0- 0	1- 1	1- 4				
1- 0	0- 0	0- 0	NEUTRAL	0- 0	0- 0	1- 0				

RPI 1-25				RPI 26-50				RPI 51-100				RPI 101+ Team's RPI: 262			
RPI	S	Opponent	Score	RPI	S	Opponent	Score	RPI	S	Opponent	Score	RPI	S	Opponent	Score
16	A	NC State	40 80	29	A	James Madison	52 76	98	H	Coastal Caro.	43 62	104	A	William & Mary	72 55
				29	H	James Madison	58 66					104	H	William & Mary	55 63
				39	A	Drexel	50 52					115	A	Wake Forest	55 65
				39	H	Drexel	72 73					144	A	Northeastern	61 63
												144	H	Northeastern	61 48
												147	N	North Carolina	45 85
												181	A	Elon	53 77
												181	H	Elon	57 60
												182	A	Delaware	57 61
												182	H	Delaware	71 65
												192	A	Towson	45 78
												192	H	Towson	41 62
												223	H	Kennesaw St.	56 58
												268	A	Col. of Charleston	63 67
												268	H	Col. of Charleston	74 50
												268	N	Col. of Charleston	69 55
												277	A	Longwood	58 59
												291	H	Winthrop	63 75
												292	A	Presbyterian	70 60
												329	A	Hofstra	62 59
												329	H	Hofstra	56 43
												350	H	South Carolina St.	84 46
LAST 10 Division I															
				268	N	Col. of Charleston	69 55					268	H	Col. of Charleston	74 50
				182	A	Delaware	57 61					29	A	James Madison	52 76
				39	A	Drexel	50 52					192	A	Towson	45 78
				329	H	Hofstra	56 43					104	H	William & Mary	55 63
				144	H	Northeastern	61 48					181	H	Elon	57 60

Non-Div I Games: Catawba 75 78 Mount Olive 75 67

UNCW

Loss, Non-Conf, S Site, H Home A Away N Neutral

Average RPI Win:	158	WON-LOST	WINNING	LAST 10	STRENGTH OF	OPP. STRENGTH	TEAM	ADJ.	CONF.	ADJ CONF.
Average RPI Loss:	71	RECORD	PCT. RANK	GAMES	SCHEDULE	OF SCHEDULE	RPI	RPI	RPI	RPI
DIV. I ONLY	17- 11	114	6-4	78	71	66	66	8	8	
DIV. I NON-CONF.	7- 3	80	0	107	5	46	46	7	7	
TOTALS	RPI 1-25	RPI 26-50	W-L RECORDS	RPI 51-100	RPI 101-150	RPI 150+				
17- 11	2- 4	2- 1	OVERALL	1- 4	3- 1	9- 1				
10- 2	2- 1	1- 0	HOME	1- 1	2- 0	4- 0				
7- 7	0- 2	1- 1	AWAY	0- 2	1- 1	5- 1				
0- 2	0- 1	0- 0	NEUTRAL	0- 1	0- 0	0- 0				
7- 3	1- 1	1- 0	NON-CONFERENCE	1- 2	0- 0	4- 0				
3- 0	1- 0	0- 0	HOME	1- 0	0- 0	1- 0				
4- 1	0- 0	1- 0	AWAY	0- 1	0- 0	3- 0				
0- 2	0- 1	0- 0	NEUTRAL	0- 1	0- 0	0- 0				
10- 8	1- 3	1- 1	CONFERENCE	0- 2	3- 1	5- 1				
7- 2	1- 1	1- 0	HOME	0- 1	2- 0	3- 0				
3- 6	0- 2	0- 1	AWAY	0- 1	1- 1	2- 1				
0- 0	0- 0	0- 0	NEUTRAL	0- 0	0- 0	0- 0				

RPI S	Opponent	Score	RPI S	Opponent	Score	RPI S	Opponent	Score	RPI S	Opponent	Score
8	A Missouri St.	66 80	41	A Iowa St.	71 63	51	A Creighton	54 57	105	A Southern Ill.	60 57
8	H Missouri St.	55 66	50	A Bradley	47 61	59	H IUPUI	51 50	105	H Southern Ill.	71 66
15	H Iowa	88 66	50	H Bradley	64 57	72	N Alabama	77 87	133	A Valparaiso	69 72
17	N Ohio St.	46 64				74	A Illinois St.	57 65	133	H Valparaiso	77 70
25	A Drake	87 104				74	H Illinois St.	61 69	155	A Loyola Chicago	73 70
25	H Drake	91 78							155	H Loyola Chicago	70 50
									165	A Wichita St.	61 50
									176	A Missouri	78 73
									257	H North Dakota St.	95 63
									273	A Indiana St.	63 65
									273	H Indiana St.	73 43
									313	A Omaha	81 45
									330	A Evansville	67 49
									330	H Evansville	76 60
LAST 10 Division I											
25	H Drake	91 78	330	A Evansville	67 49						
155	A Loyola Chicago	73 70	273	A Indiana St.	63 65						
133	A Valparaiso	69 72	105	H Southern Ill.	71 66						
50	H Bradley	64 57	8	H Missouri St.	55 66						
74	H Illinois St.	61 69	133	H Valparaiso	77 70						

Non-Div I Games: Northwest Mo. St. 78 53

UNI

Average RPI Win:	211	WON-LOST	WINNING	LAST 10	STRENGTH OF	OPP. STRENGTH	TEAM	ADJ.	CONF.	ADJ CONF.
Average RPI Loss:	158	RECORD	PCT. RANK	GAMES	SCHEDULE	OF SCHEDULE	RPI	RPI	RPI	RPI
DIV. I ONLY	13- 17	212	3-7	179	174	219	219	17	17	
DIV. I NON-CONF.	4- 7	225	0	186	86	251	251	20	20	
TOTALS	RPI 1-25	RPI 26-50	W-L RECORDS	RPI 51-100	RPI 101-150	RPI 150+				
13- 17	0- 0	0- 1	OVERALL	3- 5	0- 3	10- 8				
9- 7	0- 0	0- 1	HOME	3- 2	0- 1	6- 3				
4- 9	0- 0	0- 0	AWAY	0- 3	0- 1	4- 5				
0- 1	0- 0	0- 0	NEUTRAL	0- 0	0- 1	0- 0				
4- 7	0- 0	0- 1	NON-CONFERENCE	2- 2	0- 0	2- 4				
3- 4	0- 0	0- 1	HOME	2- 1	0- 0	1- 2				
1- 3	0- 0	0- 0	AWAY	0- 1	0- 0	1- 2				
0- 0	0- 0	0- 0	NEUTRAL	0- 0	0- 0	0- 0				
9- 10	0- 0	0- 0	CONFERENCE	1- 3	0- 3	8- 4				
6- 3	0- 0	0- 0	HOME	1- 1	0- 1	5- 1				
3- 6	0- 0	0- 0	AWAY	0- 2	0- 1	3- 3				
0- 1	0- 0	0- 0	NEUTRAL	0- 0	0- 1	0- 0				

RPI S	Opponent	Score	RPI S	Opponent	Score	RPI S	Opponent	Score	RPI S	Opponent	Score	Team's RPI: 219
27	H Duke	45 57	58	H St. John's (NY)	79 75	146	A San Jose St.	60 62				
			64	A Fresno St.	58 72	146	H San Jose St.	63 76				
			64	H Fresno St.	66 72	146	N San Jose St.	48 67				
			69	H South Fla.	61 51	166	H Wyoming	65 53				
			75	H Virginia	55 63	178	A Pepperdine	69 44				
			81	A Southern California	54 75	181	H Elon	44 50				
			83	A Boise St.	52 81	189	A Southern Utah	68 72				
			83	H Boise St.	66 65	230	A New Mexico	68 51				
						230	H New Mexico	64 80				
						234	H Cal St. Fullerton	58 64				
						236	A Nevada	59 62				
						236	H Nevada	66 64				
						244	A San Diego St.	39 48				
						244	H San Diego St.	72 67				
						246	A Grand Canyon	51 53				
						271	A Air Force	67 60				
						280	A Utah St.	60 46				
						280	H Utah St.	69 45				
						295	A Colorado St.	56 60				
						295	H Colorado St.	56 52				
						350	H South Carolina St.	66 57				
LAST 10 Division I												
146	N San Jose St.	48 67	230	H New Mexico	64 80							
146	H San Jose St.	63 76	236	A Nevada	59 62							
83	A Boise St.	52 81	64	A Fresno St.	58 72							
244	H San Diego St.	72 67	280	H Utah St.	69 45							
295	A Colorado St.	56 60	295	H Colorado St.	56 52							

Non-Div I Games:

UNLV

■ Loss,
 ■ Non-Conf,
 ■ S Site,
 ■ H Home
 ■ A Away
 N Neutral

USC Upstate

Through Games Of March 12, 2020

Average RPI Win:	324	WON-LOST	WINNING	LAST 10	STRENGTH OF	OPP. STRENGTH	TEAM	ADJ.	CONF.	ADJ CONF.
Average RPI Loss:	183	RECORD	PCT. RANK	GAMES	SCHEDULE	OF SCHEDULE	RPI	RPI	RPI	RPI
DIV. I ONLY	8- 20	297	3-6	302	293	317	317	25	25	
DIV. I NON-CONF.	3- 4	201	0	325	146	282	282	28	28	
TOTALS	RPI 1-25	RPI 26-50	W-L RECORDS	RPI 51-100	RPI 101-150	RPI 150+				
8- 20	0- 1	0- 0	OVERALL	0- 1	0- 4	8- 14				
5- 8	0- 0	0- 0	HOME	0- 0	0- 2	5- 6				
3- 12	0- 1	0- 0	AWAY	0- 1	0- 2	3- 8				
0- 0	0- 0	0- 0	NEUTRAL	0- 0	0- 0	0- 0				
3- 4	0- 1	0- 0	NON-CONFERENCE	0- 1	0- 0	3- 2				
3- 0	0- 0	0- 0	HOME	0- 0	0- 0	3- 0				
0- 4	0- 1	0- 0	AWAY	0- 1	0- 0	0- 2				
0- 0	0- 0	0- 0	NEUTRAL	0- 0	0- 0	0- 0				
5- 16	0- 0	0- 0	CONFERENCE	0- 0	0- 4	5- 12				
2- 8	0- 0	0- 0	HOME	0- 0	0- 2	2- 6				
3- 8	0- 0	0- 0	AWAY	0- 0	0- 2	3- 6				
0- 0	0- 0	0- 0	NEUTRAL	0- 0	0- 0	0- 0				

RPI 1-25				RPI 26-50				RPI 51-100				RPI 101+ Team's RPI: 317			
RPI	S	Opponent	Score	RPI	S	Opponent	Score	RPI	S	Opponent	Score	RPI	S	Opponent	Score
1	A	South Carolina	32 112					68	A	Georgia	53 67	128	A	Campbell	38 50
												128	H	Campbell	72 80
												137	A	Hampton	40 60
												137	H	Hampton	73 86
												158	A	Gardner-Webb	53 63
												158	H	Gardner-Webb	59 70
												164	A	Jacksonville	43 87
												170	A	Radford	57 78
												170	H	Radford	41 57
												175	A	High Point	46 85
												175	H	High Point	45 81
												242	A	East Carolina	48 69
												260	A	UNC Asheville	45 53
												260	H	UNC Asheville	48 68
												277	A	Longwood	56 69
												277	H	Longwood	62 70
												291	A	Winthrop	66 59
												291	A	Winthrop	60 57
												291	H	Winthrop	38 52
												292	A	Presbyterian	42 55
												292	H	Presbyterian	70 60
												336	H	Florida A&M	74 61
												342	H	Western Caro.	70 62
												343	A	Charleston So.	71 64
												343	H	Charleston So.	70 53
												350	H	South Carolina St.	58 47
LAST 10 Division I															
291	A	Winthrop	60 57	260	A	UNC Asheville	45 53								
291	A	Winthrop	66 59	137	H	Hampton	73 86								
277	A	Longwood	56 69	343	A	Charleston So.	71 64								
158	H	Gardner-Webb	59 70	175	H	High Point	45 81								
170	A	Radford	57 78	292	H	Presbyterian	70 60								

Non-Div I Games: Mars Hill 89 31 UNKNOWN 71 49

USC Upstate

Loss, Non-Conf, S Site, H Home A Away N Neutral

Average RPI Win:	246	WON-LOST	WINNING	LAST 10	STRENGTH OF	OPP. STRENGTH	TEAM	ADJ.	CONF.	ADJ CONF.
Average RPI Loss:	89	RECORD	PCT. RANK	GAMES	SCHEDULE	OF SCHEDULE	RPI	RPI	RPI	RPI
DIV. I ONLY	21- 11	75	8-2	158	194	112	112	21	21	
DIV. I NON-CONF.	6- 6	164	0	58	68	108	108	19	19	
TOTALS	RPI 1-25	RPI 26-50	W-L RECORDS	RPI 51-100	RPI 101-150	RPI 150+				
21- 11	0- 3	0- 1	OVERALL	1- 4	0- 1	20- 2				
12- 4	0- 0	0- 0	HOME	0- 2	0- 1	12- 1				
9- 4	0- 1	0- 1	AWAY	1- 1	0- 0	8- 1				
0- 3	0- 2	0- 0	NEUTRAL	0- 1	0- 0	0- 0				
6- 6	0- 3	0- 0	NON-CONFERENCE	1- 2	0- 1	5- 0				
3- 2	0- 0	0- 0	HOME	0- 1	0- 1	3- 0				
3- 1	0- 1	0- 0	AWAY	1- 0	0- 0	2- 0				
0- 3	0- 2	0- 0	NEUTRAL	0- 1	0- 0	0- 0				
15- 5	0- 0	0- 1	CONFERENCE	0- 2	0- 0	15- 2				
9- 2	0- 0	0- 0	HOME	0- 1	0- 0	9- 1				
6- 3	0- 0	0- 1	AWAY	0- 1	0- 0	6- 1				
0- 0	0- 0	0- 0	NEUTRAL	0- 0	0- 0	0- 0				

RPI 1-25				RPI 26-50				RPI 51-100				RPI 101+ Team's RPI: 112			
RPI	S	Opponent	Score	RPI	S	Opponent	Score	RPI	S	Opponent	Score	RPI	S	Opponent	Score
2	N	Oregon	54 91	44	A	Troy	69 85	54	H	Marist	57 73	136	H	Texas Southern	63 74
7	N	Louisville	67 76					67	N	Oklahoma St.	47 60	171	H	Wright St.	68 62
11	A	Northwestern	47 74					77	A	Kansas St.	57 53	188	A	Louisiana	73 66
								98	A	Coastal Caro.	56 62	188	H	Louisiana	79 52
								98	H	Coastal Caro.	62 80	206	A	Little Rock	62 46
												206	H	Little Rock	65 58
												211	A	South Alabama	68 45
												211	H	South Alabama	47 55
												228	A	Appalachian St.	82 60
												228	H	Appalachian St.	63 44
												233	H	SMU	51 46
												235	A	North Texas	68 49
												248	A	Texas St.	55 72
												248	H	Texas St.	74 50
												248	H	Texas St.	69 49
												254	A	Arkansas St.	89 62
												254	H	Arkansas St.	71 44
												293	H	Ga. Southern	101 73
												316	H	Georgia St.	58 32
												344	A	Grambling	88 54
												348	A	La.-Monroe	74 67
												348	H	La.-Monroe	72 34
												349	H	Chicago St.	84 53
LAST 10 Division I															
				211	H	South Alabama	47 55					316	H	Georgia St.	58 32
				248	H	Texas St.	74 50					248	H	Texas St.	69 49
				348	A	La.-Monroe	74 67					206	A	Little Rock	62 46
				188	A	Louisiana	73 66					254	A	Arkansas St.	89 62
				293	H	Ga. Southern	101 73					98	H	Coastal Caro.	62 80

Non-Div I Games:

UT Arlington

■ Loss,
 ■ Non-Conf,
 ■ S Site,
 ■ Home
 ■ A Away
 N Neutral

Average RPI Win:	217	WON-LOST	WINNING	LAST 10	STRENGTH OF	OPP. STRENGTH	TEAM	ADJ.	CONF.	ADJ CONF.
Average RPI Loss:	70	RECORD	PCT. RANK	GAMES	SCHEDULE	OF SCHEDULE	RPI	RPI	RPI	RPI
DIV. I ONLY	22- 10	65	8-2	68	212	48	48	20	20	
DIV. I NON-CONF.	4- 7	225	0	11	12	110	110	23	23	
TOTALS	RPI 1-25	RPI 26-50	W-L RECORDS	RPI 51-100	RPI 101-150	RPI 150+				
22- 10	0- 3	0- 1	OVERALL	3- 4	0- 1	19- 1				
13- 1	0- 1	0- 0	HOME	3- 0	0- 0	10- 0				
7- 8	0- 2	0- 1	AWAY	0- 3	0- 1	7- 1				
2- 1	0- 0	0- 0	NEUTRAL	0- 1	0- 0	2- 0				
4- 7	0- 3	0- 1	NON-CONFERENCE	1- 2	0- 1	3- 0				
4- 1	0- 1	0- 0	HOME	1- 0	0- 0	3- 0				
0- 6	0- 2	0- 1	AWAY	0- 2	0- 1	0- 0				
0- 0	0- 0	0- 0	NEUTRAL	0- 0	0- 0	0- 0				
18- 3	0- 0	0- 0	CONFERENCE	2- 2	0- 0	16- 1				
9- 0	0- 0	0- 0	HOME	2- 0	0- 0	7- 0				
7- 2	0- 0	0- 0	AWAY	0- 1	0- 0	7- 1				
2- 1	0- 0	0- 0	NEUTRAL	0- 1	0- 0	2- 0				

RPI 1-25					RPI 26-50					Team's RPI: 48					RPI 51-100					RPI 101+				
RPI	S	Opponent	Score		RPI	S	Opponent	Score		RPI	S	Opponent	Score		RPI	S	Opponent	Score						
7	H	Louisville	63	71	30	A	Arkansas	46	96	55	H	Belmont	74	57	105	A	Southern Ill.	59	70					
10	A	Mississippi St.	46	82						59	H	IUPUI	57	51	152	H	Samford	80	75					
12	A	Gonzaga	55	78						74	A	Illinois St.	47	70	173	A	Austin Peay	69	61					
										86	A	Saint Louis	50	56	173	H	Austin Peay	65	61					
										88	A	Southeast Mo. St.	69	71	200	A	Eastern Ill.	70	74					
										88	H	Southeast Mo. St.	78	72	200	H	Eastern Ill.	88	64					
										88	N	Southeast Mo. St.	47	67	200	N	Eastern Ill.	63	52					
															205	A	Tennessee Tech	86	65					
															205	H	Tennessee Tech	71	62					
															207	H	Chattanooga	78	51					
															241	A	Murray St.	89	64					
															241	H	Murray St.	98	56					
															241	N	Murray St.	88	33					
															247	H	Lipscomb	83	67					
															250	A	Jacksonville St.	73	56					
															250	H	Jacksonville St.	86	72					
															287	A	Morehead St.	82	64					
															296	A	Eastern Ky.	65	50					
															334	H	Tennessee St.	88	71					
															338	A	SIUE	79	39					
															338	H	SIUE	75	58					
LAST 10 Division I																								
										88	N	Southeast Mo. St.	47	67	250	A	Jacksonville St.	73	56					
										200	N	Eastern Ill.	63	52	205	A	Tennessee Tech	86	65					
										241	N	Murray St.	88	33	200	H	Eastern Ill.	88	64					
										88	H	Southeast Mo. St.	78	72	88	A	Southeast Mo. St.	69	71					
										338	H	SIUE	75	58	250	H	Jacksonville St.	86	72					

Non-Div I Games:

UT Martin

■ Loss,
 ■ Non-Conf,
 ■ S Site,
 ■ Home
 ■ A Away
 N Neutral

UTEP				STRENGTH OF SCHEDULE	OPP. STRENGTH OF SCHEDULE	TEAM RPI	ADJ. RPI	CONF. RPI	ADJ CONF. RPI
Average RPI Win:	259	WON-LOST RECORD	WINNING PCT. RANK						
Average RPI Loss:	132		LAST 10 GAMES						
DIV. I ONLY	16- 14	155	3-6	242	182	209	209	13	13
DIV. I NON-CONF.	7- 4	100	0	317	336	261	261	16	16

TOTALS	RPI 1-25	RPI 26-50	W-L RECORDS	RPI 51-100	RPI 101-150	RPI 150+			
16- 14	0- 0	0- 5	OVERALL	1- 2	0- 1	15- 6			
12- 6	0- 0	0- 3	HOME	1- 1	0- 0	11- 2			
3- 8	0- 0	0- 2	AWAY	0- 1	0- 1	3- 4			
1- 0	0- 0	0- 0	NEUTRAL	0- 0	0- 0	1- 0			
7- 4	0- 0	0- 1	NON-CONFERENCE	0- 0	0- 0	7- 3			
6- 3	0- 0	0- 1	HOME	0- 0	0- 0	6- 2			
1- 1	0- 0	0- 0	AWAY	0- 0	0- 0	1- 1			
0- 0	0- 0	0- 0	NEUTRAL	0- 0	0- 0	0- 0			
9- 10	0- 0	0- 4	CONFERENCE	1- 2	0- 1	8- 3			
6- 3	0- 0	0- 2	HOME	1- 1	0- 0	5- 0			
2- 7	0- 0	0- 2	AWAY	0- 1	0- 1	2- 3			
1- 0	0- 0	0- 0	NEUTRAL	0- 0	0- 0	1- 0			

RPI 1-25				RPI 26-50				RPI 51-100				RPI 101+				Team's RPI: 209	
RPI	S	Opponent	Score	RPI	S	Opponent	Score	RPI	S	Opponent	Score	RPI	S	Opponent	Score		
				28	H	Arizona	43 54	53	A	Rice	59 82	108	A	UAB	51 63		
				31	A	Western Ky.	65 78	53	H	Rice	61 69	151	H	Western Mich.	76 46		
				33	H	Old Dominion	69 77	60	H	Charlotte	82 76	208	H	Fla. Atlantic	96 65		
				46	A	Middle Tenn.	60 76					208	N	Fla. Atlantic	95 67		
				46	H	Middle Tenn.	80 92					212	A	Southern Miss.	89 72		
												212	H	Southern Miss.	80 72		
												230	H	New Mexico	78 93		
												233	A	SMU	56 60		
												235	A	North Texas	58 68		
												235	H	North Texas	67 63		
												240	A	Marshall	66 76		
												249	A	Louisiana Tech	80 87		
												258	H	Tulsa	51 58		
												310	H	FIU	64 34		
												311	A	New Mexico St.	63 57		
												311	H	New Mexico St.	65 45		
												312	H	UC Riverside	63 50		
												316	H	Georgia St.	71 68		
												321	A	UTSA	85 59		
												321	H	UTSA	94 54		
												323	H	Alcorn	92 47		
												327	H	Weber St.	70 51		

LAST 10 Division I																	
				208	N	Fla. Atlantic	95 67	321	A	UTSA	85 59						
				235	A	North Texas	58 68	240	A	Marshall	66 76						
				53	A	Rice	59 82	31	A	Western Ky.	65 78						
				212	H	Southern Miss.	80 72	33	H	Old Dominion	69 77						
				46	H	Middle Tenn.	80 92	60	H	Charlotte	82 76						

Non-Div I Games:

UTEP

■ Loss,
 ■ Non-Conf,
 ■ S Site,
 ■ Home
 ■ A Away
 N Neutral

Average RPI Win:	293	WON-LOST	WINNING	LAST 10	STRENGTH OF	OPP. STRENGTH	TEAM	ADJ.	CONF.	ADJ CONF.
Average RPI Loss:	204	RECORD	PCT. RANK	GAMES	SCHEDULE	OF SCHEDULE	RPI	RPI	RPI	RPI
DIV. I ONLY	9- 17	271	5-5	287	328	305	305	31	31	
DIV. I NON-CONF.	1- 8	322	0	123	156	306	306	32	32	
TOTALS	RPI 1-25	RPI 26-50	W-L RECORDS	RPI 51-100	RPI 101-150	RPI 150+				
9- 17	0- 0	0- 1	OVERALL	0- 4	0- 1	9- 11				
7- 4	0- 0	0- 0	HOME	0- 1	0- 1	7- 2				
2- 10	0- 0	0- 1	AWAY	0- 3	0- 0	2- 6				
0- 3	0- 0	0- 0	NEUTRAL	0- 0	0- 0	0- 3				
1- 8	0- 0	0- 1	NON-CONFERENCE	0- 4	0- 1	1- 2				
1- 2	0- 0	0- 0	HOME	0- 1	0- 1	1- 0				
0- 4	0- 0	0- 1	AWAY	0- 3	0- 0	0- 0				
0- 2	0- 0	0- 0	NEUTRAL	0- 0	0- 0	0- 2				
8- 9	0- 0	0- 0	CONFERENCE	0- 0	0- 0	8- 9				
6- 2	0- 0	0- 0	HOME	0- 0	0- 0	6- 2				
2- 6	0- 0	0- 0	AWAY	0- 0	0- 0	2- 6				
0- 1	0- 0	0- 0	NEUTRAL	0- 0	0- 0	0- 1				

RPI 1-25			RPI 26-50			RPI 51-100			RPI 101+ Team's RPI: 305		
RPI	S	Opponent	Score	RPI	S	Opponent	Score	RPI	S	Opponent	Score
				43	A	Texas	69 85	77	A	Kansas St.	66 79
								78	A	A&M-Corpus Christi	50 61
								78	H	A&M-Corpus Christi	54 59
								81	A	Southern California	43 80
								236	N	Nevada	57 62
								238	A	CSU Bakersfield	66 52
								238	H	CSU Bakersfield	74 65
								246	A	Grand Canyon	60 62
								246	H	Grand Canyon	66 47
								284	N	Long Beach St.	65 69
								285	A	California Baptist	70 73
								285	H	California Baptist	87 68
								297	A	Seattle U	70 78
								297	H	Seattle U	85 81
								302	A	Utah Valley	54 61
								302	H	Utah Valley	67 76
								311	A	New Mexico St.	75 76
								311	H	New Mexico St.	74 63
								311	N	New Mexico St.	61 73
								321	H	UTSA	75 64
								349	A	Chicago St.	87 67
								349	H	Chicago St.	77 68
LAST 10 Division I											
				311	N	New Mexico St.	61 73	297	A	Seattle U	70 78
				285	A	California Baptist	70 73	302	A	Utah Valley	54 61
				246	H	Grand Canyon	66 47	349	H	Chicago St.	77 68
				238	H	CSU Bakersfield	74 65	204	H	UMKC	58 72
				311	H	New Mexico St.	74 63	238	A	CSU Bakersfield	66 52

Non-Div I Games: Tex. A&M-Kingsville 66 45 Tex. A&M Int'l 72 56 Texas Lutheran 98 46 Minot St. 75 56

UTRGV

Loss, Non-Conf, S Site, H Home A Away N Neutral

Average RPI Win: 275	WON-LOST	WINNING	LAST 10	STRENGTH OF	OPP. STRENGTH	TEAM	ADJ.	CONF.	ADJ CONF.
Average RPI Loss: 162	RECORD	PCT. RANK	GAMES	SCHEDULE	OF SCHEDULE	RPI	RPI	RPI	RPI
DIV. I ONLY	3- 23	333	0-10	180	161	321	321	13	13
DIV. I NON-CONF.	1- 7	321	0	201	226	320	320	16	16
TOTALS	RPI 1-25	RPI 26-50	W-L RECORDS	RPI 51-100	RPI 101-150	RPI 150+			
3- 23	0- 0	0- 4	OVERALL	0- 2	0- 5	3- 12			
2- 9	0- 0	0- 1	HOME	0- 2	0- 2	2- 4			
1- 13	0- 0	0- 3	AWAY	0- 0	0- 2	1- 8			
0- 1	0- 0	0- 0	NEUTRAL	0- 0	0- 1	0- 0			
1- 7	0- 0	0- 1	NON-CONFERENCE	0- 0	0- 3	1- 3			
1- 1	0- 0	0- 0	HOME	0- 0	0- 1	1- 0			
0- 5	0- 0	0- 1	AWAY	0- 0	0- 1	0- 3			
0- 1	0- 0	0- 0	NEUTRAL	0- 0	0- 1	0- 0			
2- 16	0- 0	0- 3	CONFERENCE	0- 2	0- 2	2- 9			
1- 8	0- 0	0- 1	HOME	0- 2	0- 1	1- 4			
1- 8	0- 0	0- 2	AWAY	0- 0	0- 1	1- 5			
0- 0	0- 0	0- 0	NEUTRAL	0- 0	0- 0	0- 0			

RPI S	Opponent	Score	RPI S	Opponent	Score	RPI S	Opponent	Score	RPI S	Opponent	Score	Team's RPI: 321
31	A Western Ky.	57 85	53	H Rice	62 74	106	N Utah	45 91				
33	H Old Dominion	43 62	60	H Charlotte	47 67	108	A UAB	55 94				
43	A Texas	53 84				108	H UAB	51 87				
46	A Middle Tenn.	48 69				135	A Texas Tech	58 115				
						145	H Sam Houston St.	77 81				
						199	A Hawaii	50 62				
						208	H Fla. Atlantic	53 80				
						209	A UTEP	54 94				
						209	H UTEP	59 85				
						212	A Southern Miss.	65 82				
						235	A North Texas	55 94				
						235	H North Texas	55 79				
						240	A Marshall	53 66				
						248	A Texas St.	69 74				
						249	A Louisiana Tech	82 73				
						249	H Louisiana Tech	30 69				
						267	H Incarnate Word	63 56				
						305	A UTRGV	64 75				
						310	A FIU	63 71				
						310	H FIU	60 45				
LAST 10 Division I												
310	A FIU	63 71	31	A Western Ky.	57 85							
249	H Louisiana Tech	30 69	240	A Marshall	53 66							
108	H UAB	51 87	60	H Charlotte	47 67							
235	A North Texas	55 94	33	H Old Dominion	43 62							
209	H UTEP	59 85	46	A Middle Tenn.	48 69							

Non-Div I Games: Texas Wesleyan 80 78 Southwest (NM) 79 62 Concordia (TX) 73 44

UTSA

Loss, Non-Conf, S Site, H Home A Away N Neutral

Average RPI Win:	168	WON-LOST	WINNING	LAST 10	STRENGTH OF	OPP. STRENGTH	TEAM	ADJ.	CONF.	ADJ CONF.
Average RPI Loss:	56	RECORD	PCT. RANK	GAMES	SCHEDULE	OF SCHEDULE	RPI	RPI	RPI	RPI
DIV. I ONLY	14- 17	200	4-6	37	14	106	106	1	1	
DIV. I NON-CONF.	7- 4	100	0	290	189	191	191	2	2	
TOTALS	RPI 1-25	RPI 26-50	W-L RECORDS	RPI 51-100	RPI 101-150	RPI 150+				
14- 17	0- 9	1- 2	OVERALL	3- 3	5- 1	5- 2				
6- 9	0- 4	1- 2	HOME	1- 1	0- 1	4- 1				
5- 7	0- 4	0- 0	AWAY	2- 2	3- 0	0- 1				
3- 1	0- 1	0- 0	NEUTRAL	0- 0	2- 0	1- 0				
7- 4	0- 0	0- 1	NON-CONFERENCE	1- 1	1- 0	5- 2				
4- 2	0- 0	0- 1	HOME	0- 0	0- 0	4- 1				
1- 2	0- 0	0- 0	AWAY	1- 1	0- 0	0- 1				
2- 0	0- 0	0- 0	NEUTRAL	0- 0	1- 0	1- 0				
7- 13	0- 9	1- 1	CONFERENCE	2- 2	4- 1	0- 0				
2- 7	0- 4	1- 1	HOME	1- 1	0- 1	0- 0				
4- 5	0- 4	0- 0	AWAY	1- 1	3- 0	0- 0				
1- 1	0- 1	0- 0	NEUTRAL	0- 0	1- 0	0- 0				

RPI	S	Opponent	Score	RPI	S	Opponent	Score	RPI	S	Opponent	Score	RPI	S	Opponent	Score	Team's RPI: 106
2	A	Oregon	51 88	26	H	South Dakota	81 84	61	A	Cincinnati	62 68	109	A	Washington St.	78 66	
2	H	Oregon	63 90	28	H	Arizona	69 85	81	A	Southern California	66 69	124	A	California	71 62	
2	N	Oregon	59 79	40	H	Arizona St.	75 71	81	H	Southern California	67 65	124	H	California	74 88	
6	A	Stanford	49 82					94	A	BYU	77 73	136	N	Texas Southern	61 52	
6	H	Stanford	64 97					95	A	Colorado	84 69	140	A	Washington	74 65	
13	A	UCLA	54 77					95	H	Colorado	70 80	140	N	Washington	72 63	
13	H	UCLA	54 84									187	H	Providence	60 67	
20	A	Oregon St.	48 77									198	H	Oral Roberts	78 58	
20	H	Oregon St.	65 77									236	H	Nevada	68 62	
												270	A	Xavier	63 70	
												315	H	Eastern Wash.	87 49	
												321	N	UTSA	91 45	
												327	H	Weber St.	75 46	
LAST 10 Division I																
		2 N Oregon	59 79			28 H Arizona	69 85									
		140 N Washington	72 63			124 H California	74 88									
		13 A UCLA	54 77			6 H Stanford	64 97									
		81 A Southern California	66 69			109 A Washington St.	78 66									
		40 H Arizona St.	75 71			140 A Washington	74 65									

Non-Div I Games:

Utah

Average RPI Win:	226	WON-LOST	WINNING	LAST 10	STRENGTH OF	OPP. STRENGTH	TEAM	ADJ.	CONF.	ADJ CONF.
Average RPI Loss:	174	RECORD	PCT. RANK	GAMES	SCHEDULE	OF SCHEDULE	RPI	RPI	RPI	RPI
DIV. I ONLY	7- 23	310	2-8	137	204	280	280	17	17	
DIV. I NON-CONF.	4- 6	212	0	86	194	157	157	20	20	
TOTALS	RPI 1-25	RPI 26-50	W-L RECORDS	RPI 51-100	RPI 101-150	RPI 150+				
7- 23	0- 2	0- 0	OVERALL	1- 4	0- 3	6- 14				
3- 10	0- 0	0- 0	HOME	0- 2	0- 2	3- 6				
3- 12	0- 2	0- 0	AWAY	1- 2	0- 1	2- 7				
1- 1	0- 0	0- 0	NEUTRAL	0- 0	0- 0	1- 1				
4- 6	0- 2	0- 0	NON-CONFERENCE	0- 1	0- 1	4- 2				
3- 1	0- 0	0- 0	HOME	0- 0	0- 1	3- 0				
1- 5	0- 2	0- 0	AWAY	0- 1	0- 0	1- 2				
0- 0	0- 0	0- 0	NEUTRAL	0- 0	0- 0	0- 0				
3- 17	0- 0	0- 0	CONFERENCE	1- 3	0- 2	2- 12				
0- 9	0- 0	0- 0	HOME	0- 2	0- 1	0- 6				
2- 7	0- 0	0- 0	AWAY	1- 1	0- 1	1- 5				
1- 1	0- 0	0- 0	NEUTRAL	0- 0	0- 0	1- 1				

RPI 1-25				RPI 26-50				RPI 51-100				RPI 101+ Team's RPI: 280			
RPI	S	Opponent	Score	RPI	S	Opponent	Score	RPI	S	Opponent	Score	RPI	S	Opponent	Score
2	A	Oregon	52 109					64	A	Fresno St.	64 76	103	H	Portland	64 70
20	A	Oregon St.	46 75					64	H	Fresno St.	61 79	146	A	San Jose St.	38 76
								83	A	Boise St.	58 56	146	H	San Jose St.	61 76
								83	H	Boise St.	59 65	166	A	Wyoming	45 64
								94	A	BYU	50 67	166	H	Wyoming	54 65
												166	N	Wyoming	59 64
												169	H	Idaho St.	69 61
												219	A	UNLV	45 69
												219	H	UNLV	46 60
												230	H	New Mexico	52 54
												234	A	Cal St. Fullerton	62 83
												235	H	North Texas	66 55
												236	A	Nevada	60 69
												244	A	San Diego St.	62 66
												244	H	San Diego St.	51 59
												244	N	San Diego St.	81 79
												271	A	Air Force	53 52
												271	H	Air Force	45 62
												284	A	Long Beach St.	56 48
												295	A	Colorado St.	55 56
												295	H	Colorado St.	61 67
												297	H	Seattle U	70 63
												302	A	Utah Valley	49 57
LAST 10 Division I															
				166	N	Wyoming	59 64	64	H	Fresno St.	61 79				
				244	N	San Diego St.	81 79	295	H	Colorado St.	61 67				
				230	H	New Mexico	52 54	83	A	Boise St.	58 56				
				146	A	San Jose St.	38 76	219	A	UNLV	45 69				
				166	A	Wyoming	45 64	244	H	San Diego St.	51 59				

Non-Div I Games: Dixie St. 61 49

Utah St.

Utah Valley

Through Games Of March 12, 2020

Average RPI Win:	282	WON-LOST	WINNING	LAST 10	STRENGTH OF	OPP. STRENGTH	TEAM	ADJ.	CONF.	ADJ CONF.
Average RPI Loss:	231	RECORD	PCT. RANK	GAMES	SCHEDULE	OF SCHEDULE	RPI	RPI	RPI	RPI
DIV. I ONLY	10- 16	246	4-6	306	339	302	302	31	31	
DIV. I NON-CONF.	1- 9	326	0	272	291	341	341	32	32	
TOTALS	RPI 1-25	RPI 26-50	W-L RECORDS	RPI 51-100	RPI 101-150	RPI 150+				
10- 16	0- 0	0- 0	OVERALL	0- 2	0- 0	10- 14				
6- 7	0- 0	0- 0	HOME	0- 0	0- 0	6- 7				
4- 8	0- 0	0- 0	AWAY	0- 2	0- 0	4- 6				
0- 1	0- 0	0- 0	NEUTRAL	0- 0	0- 0	0- 1				
1- 9	0- 0	0- 0	NON-CONFERENCE	0- 2	0- 0	1- 7				
1- 4	0- 0	0- 0	HOME	0- 0	0- 0	1- 4				
0- 5	0- 0	0- 0	AWAY	0- 2	0- 0	0- 3				
0- 0	0- 0	0- 0	NEUTRAL	0- 0	0- 0	0- 0				
9- 7	0- 0	0- 0	CONFERENCE	0- 0	0- 0	9- 7				
5- 3	0- 0	0- 0	HOME	0- 0	0- 0	5- 3				
4- 3	0- 0	0- 0	AWAY	0- 0	0- 0	4- 3				
0- 1	0- 0	0- 0	NEUTRAL	0- 0	0- 0	0- 1				

RPI 1-25				RPI 26-50				RPI 51-100				RPI 101+ Team's RPI: 302					
RPI	S	Opponent	Score	RPI	S	Opponent	Score	RPI	S	Opponent	Score	RPI	S	Opponent	Score		
								83	A	Boise St.	69	77	162	H	Montana	52	63
								94	A	BYU	57	71	169	H	Idaho St.	61	88
													189	H	Southern Utah	58	71
													204	A	UMKC	53	61
													204	H	UMKC	62	41
													236	H	Nevada	57	60
													238	A	CSU Bakersfield	63	56
													238	H	CSU Bakersfield	53	55
													245	A	UC Santa Barbara	51	59
													246	A	Grand Canyon	64	54
													246	H	Grand Canyon	59	66
													280	H	Utah St.	57	49
													285	A	California Baptist	67	80
													285	H	California Baptist	74	57
													297	A	Seattle U	80	82
													297	H	Seattle U	70	58
													297	N	Seattle U	48	61
													305	A	UTRGV	76	67
													305	H	UTRGV	61	54
													311	A	New Mexico St.	58	54
													311	H	New Mexico St.	58	65
													312	A	UC Riverside	53	67
													327	A	Weber St.	46	72
													349	H	Chicago St.	89	58
LAST 10 Division I																	

Non-Div I Games: Antelope Valley 77 61 Ottawa (AZ) 99 50

Utah Valley

Loss, Non-Conf, S Site, H Home A Away N Neutral

Average RPI Win:	180	WON-LOST	WINNING	LAST 10	STRENGTH OF	OPP. STRENGTH	TEAM	ADJ.	CONF.	ADJ CONF.
Average RPI Loss:	97	RECORD	PCT. RANK	GAMES	SCHEDULE	OF SCHEDULE	RPI	RPI	RPI	RPI
DIV. I ONLY	20- 12	99	7-3	97	103	90	90	12	12	
DIV. I NON-CONF.	5- 8	221	0	116	94	212	212	12	12	
TOTALS	RPI 1-25	RPI 26-50	W-L RECORDS	RPI 51-100	RPI 101-150	RPI 150+				
20- 12	0- 0	1- 3	OVERALL	4- 4	5- 3	10- 2				
10- 5	0- 0	1- 0	HOME	2- 1	1- 3	6- 1				
7- 7	0- 0	0- 3	AWAY	1- 3	3- 0	3- 1				
3- 0	0- 0	0- 0	NEUTRAL	1- 0	1- 0	1- 0				
5- 8	0- 0	1- 1	NON-CONFERENCE	0- 4	0- 1	4- 2				
4- 3	0- 0	1- 0	HOME	0- 1	0- 1	3- 1				
0- 5	0- 0	0- 1	AWAY	0- 3	0- 0	0- 1				
1- 0	0- 0	0- 0	NEUTRAL	0- 0	0- 0	1- 0				
15- 4	0- 0	0- 2	CONFERENCE	4- 0	5- 2	6- 0				
6- 2	0- 0	0- 0	HOME	2- 0	1- 2	3- 0				
7- 2	0- 0	0- 2	AWAY	1- 0	3- 0	3- 0				
2- 0	0- 0	0- 0	NEUTRAL	1- 0	1- 0	0- 0				

RPI 1-25			RPI 26-50			RPI 51-100			Team's RPI: 90			RPI 101+			
RPI	S	Opponent	Score	RPI	S	Opponent	Score	RPI	S	Opponent	Score	RPI	S	Opponent	Score
				33	H	Old Dominion	62 49	61	H	Cincinnati	56 58	104	H	William & Mary	55 69
				42	A	Dayton	48 52	62	A	Boston College	52 87	125	A	Richmond	57 42
				42	A	Dayton	67 72	63	A	Seton Hall	33 53	125	H	Richmond	53 50
				46	A	Middle Tenn.	63 86	69	A	South Fla.	55 77	131	H	Duquesne	76 79
								86	A	Saint Louis	65 52	139	A	Davidson	55 51
								86	H	Saint Louis	67 60	139	N	Davidson	58 52
								87	H	Fordham	62 52	143	H	George Washington	55 56
								87	N	Fordham	60 55	149	A	Massachusetts	61 46
												184	H	N.C. A&T	58 69
												194	A	La Salle	67 61
												210	A	Rhode Island	75 54
												212	A	Southern Miss.	39 51
												228	H	Appalachian St.	66 38
												237	H	Saint Joseph's	47 40
												242	H	East Carolina	53 40
												252	A	George Mason	82 63
												252	H	George Mason	48 36
												300	H	St. Bonaventure	56 47
												312	H	UC Riverside	67 51
												313	N	Omaha	74 66
LAST 10 Division I															
				42	A	Dayton	48 52	86	H	Saint Louis	67 60				
				87	N	Fordham	60 55	194	A	La Salle	67 61				
				139	N	Davidson	58 52	42	A	Dayton	67 72				
				139	A	Davidson	55 51	300	H	St. Bonaventure	56 47				
				252	H	George Mason	48 36	143	H	George Washington	55 56				

Non-Div I Games:

VCU

■ Loss,
 ■ Non-Conf,
 ■ S Site,
 ■ H Home
 ■ A Away
 N Neutral

Valparaiso

Through Games Of March 12, 2020

Average RPI Win:	231	WON-LOST	WINNING	LAST 10	STRENGTH OF	OPP. STRENGTH	TEAM	ADJ.	CONF.	ADJ CONF.
Average RPI Loss:	55	RECORD	PCT. RANK	GAMES	SCHEDULE	OF SCHEDULE	RPI	RPI	RPI	RPI
DIV. I ONLY	17- 12	125	6-4	201	95	133	133	8	8	
DIV. I NON-CONF.	8- 3	68	0	327	191	148	148	7	7	
TOTALS	RPI 1-25	RPI 26-50	W-L RECORDS	RPI 51-100	RPI 101-150	RPI 150+				
17- 12	0- 6	0- 2	OVERALL	2- 2	2- 1	13- 1				
8- 5	0- 2	0- 1	HOME	1- 1	0- 1	7- 0				
9- 6	0- 3	0- 1	AWAY	1- 1	2- 0	6- 1				
0- 1	0- 1	0- 0	NEUTRAL	0- 0	0- 0	0- 0				
8- 3	0- 2	0- 0	NON-CONFERENCE	0- 0	1- 0	7- 1				
4- 0	0- 0	0- 0	HOME	0- 0	0- 0	4- 0				
4- 2	0- 1	0- 0	AWAY	0- 0	1- 0	3- 1				
0- 1	0- 1	0- 0	NEUTRAL	0- 0	0- 0	0- 0				
9- 9	0- 4	0- 2	CONFERENCE	2- 2	1- 1	6- 0				
4- 5	0- 2	0- 1	HOME	1- 1	0- 1	3- 0				
5- 4	0- 2	0- 1	AWAY	1- 1	1- 0	3- 0				
0- 0	0- 0	0- 0	NEUTRAL	0- 0	0- 0	0- 0				

RPI S	Opponent	Score	RPI S	Opponent	Score	RPI S	Opponent	Score	RPI S	Opponent	Score	Team's RPI: 133
8	A Missouri St.	70 85	50	A Bradley	69 90	66	A UNI	70 77	105	A Southern Ill.	69 58	
8	H Missouri St.	68 81	50	H Bradley	61 75	66	H UNI	72 69	105	H Southern Ill.	51 67	
11	A Northwestern	48 69				74	A Illinois St.	78 70	148	A Toledo	61 54	
17	N Ohio St.	38 89				74	H Illinois St.	60 72	155	A Loyola Chicago	70 57	
25	A Drake	66 87							155	H Loyola Chicago	66 64	
25	H Drake	79 83							200	A Eastern Ill.	78 66	
									218	A North Dakota	63 65	
									253	H Bowling Green	95 90	
									257	A North Dakota St.	66 54	
									273	A Indiana St.	75 56	
									273	H Indiana St.	61 45	
									287	H Morehead St.	55 53	
									330	A Evansville	88 66	
									330	H Evansville	72 54	
									333	A Detroit Mercy	77 58	
									341	H UIC	63 37	
									349	H Chicago St.	95 49	
LAST 10 Division I												
105	A Southern Ill.	69 58	74	A Illinois St.	78 70							
8	A Missouri St.	70 85	50	A Bradley	69 90							
25	H Drake	79 83	273	H Indiana St.	61 45							
66	H UNI	72 69	330	H Evansville	72 54							
155	A Loyola Chicago	70 57	66	A UNI	70 77							

Non-Div I Games:

Valparaiso

■ Loss,
■ Non-Conf, S Site,
■ Home
■ Away
N Neutral

Vanderbilt

Through Games Of March 12, 2020

Average RPI Win:	183	WON-LOST	WINNING	LAST 10	STRENGTH OF	OPP. STRENGTH	TEAM	ADJ.	CONF.	ADJ CONF.
Average RPI Loss:	60	RECORD	PCT. RANK	GAMES	SCHEDULE	OF SCHEDULE	RPI	RPI	RPI	RPI
DIV. I ONLY	14- 16	189	2-8	41	58	127	127	4	4	
DIV. I NON-CONF.	10- 3	57	0	110	220	70	70	5	5	
TOTALS	RPI 1-25	RPI 26-50	W-L RECORDS	RPI 51-100	RPI 101-150	RPI 150+				
14- 16	1- 5	0- 3	OVERALL	2- 4	3- 3	8- 1				
10- 6	1- 3	0- 1	HOME	1- 1	2- 0	6- 1				
3- 7	0- 2	0- 1	AWAY	1- 2	1- 2	1- 0				
1- 3	0- 0	0- 1	NEUTRAL	0- 1	0- 1	1- 0				
10- 3	0- 1	0- 1	NON-CONFERENCE	1- 1	2- 0	7- 0				
7- 1	0- 1	0- 0	HOME	1- 0	1- 0	5- 0				
2- 0	0- 0	0- 0	AWAY	0- 0	1- 0	1- 0				
1- 2	0- 0	0- 1	NEUTRAL	0- 1	0- 0	1- 0				
4- 13	1- 4	0- 2	CONFERENCE	1- 3	1- 3	1- 1				
3- 5	1- 2	0- 1	HOME	0- 1	1- 0	1- 1				
1- 7	0- 2	0- 1	AWAY	1- 2	0- 2	0- 0				
0- 1	0- 0	0- 0	NEUTRAL	0- 0	0- 1	0- 0				

RPI S	Opponent	Score	RPI S	Opponent	Score	RPI S	Opponent	Score	RPI S	Opponent	Score	Team's RPI: 127
1	A South Carolina	44 95	30	H Arkansas	66 100	63	N Seton Hall	65 69	114	A Auburn	62 70	
1	H South Carolina	57 93	35	A LSU	55 61	65	A Tennessee	63 67	114	H Auburn	77 55	
4	H UConn	51 64	47	N Rutgers	56 62	65	H Tennessee	69 78	114	N Auburn	67 77	
10	H Mississippi St.	52 68				68	A Georgia	63 55	118	H Columbia	72 51	
21	A Texas A&M	53 74				72	A Alabama	61 98	138	A Florida	60 68	
24	H Kentucky	70 64				86	H Saint Louis	62 50	140	A Washington	76 74	
									170	H Radford	80 46	
									176	H Missouri	66 78	
									196	H Furman	74 46	
									205	H Tennessee Tech	75 61	
									250	H Jacksonville St.	88 66	
									266	N UC Irvine	76 63	
									296	H Eastern Ky.	75 69	
									301	H Ole Miss	63 47	
									334	A Tennessee St.	106 55	
LAST 10 Division I												
114	N Auburn	67 77	1	A South Carolina	44 95							
24	H Kentucky	70 64	21	A Texas A&M	53 74							
35	A LSU	55 61	301	H Ole Miss	63 47							
65	A Tennessee	63 67	114	A Auburn	62 70							
176	H Missouri	66 78	65	H Tennessee	69 78							

Non-Div I Games:

Vanderbilt

Loss, Non-Conf, S Site, H Home A Away N Neutral

Average RPI Win:	306	WON-LOST	WINNING	LAST 10	STRENGTH OF	OPP. STRENGTH	TEAM	ADJ.	CONF.	ADJ CONF.
Average RPI Loss:	184	RECORD	PCT. RANK	GAMES	SCHEDULE	OF SCHEDULE	RPI	RPI	RPI	RPI
DIV. I ONLY	11- 18	250	3-7	335	300	308	308	26	26	
DIV. I NON-CONF.	5- 7	205	0	328	321	307	307	27	27	
TOTALS	RPI 1-25	RPI 26-50	W-L RECORDS	RPI 51-100	RPI 101-150	RPI 150+				
11- 18	0- 0	0- 0	OVERALL	0- 3	0- 1	11- 14				
8- 6	0- 0	0- 0	HOME	0- 1	0- 1	8- 4				
3- 12	0- 0	0- 0	AWAY	0- 2	0- 0	3- 10				
0- 0	0- 0	0- 0	NEUTRAL	0- 0	0- 0	0- 0				
5- 7	0- 0	0- 0	NON-CONFERENCE	0- 1	0- 1	5- 5				
4- 2	0- 0	0- 0	HOME	0- 0	0- 1	4- 1				
1- 5	0- 0	0- 0	AWAY	0- 1	0- 0	1- 4				
0- 0	0- 0	0- 0	NEUTRAL	0- 0	0- 0	0- 0				
6- 11	0- 0	0- 0	CONFERENCE	0- 2	0- 0	6- 9				
4- 4	0- 0	0- 0	HOME	0- 1	0- 0	4- 3				
2- 7	0- 0	0- 0	AWAY	0- 1	0- 0	2- 6				
0- 0	0- 0	0- 0	NEUTRAL	0- 0	0- 0	0- 0				

RPI S	Opponent	Score	RPI S	Opponent	Score	RPI S	Opponent	Score	RPI S	Opponent	Score	Team's RPI: 308
						73	A Stony Brook	49 67	149	H Massachusetts	49 83	
						73	H Stony Brook	68 72	155	A Loyola Chicago	76 78	
						91	A Minnesota	58 90	156	A Binghamton	53 76	
									156	H Binghamton	65 62	
									161	A Maine	66 78	
									161	A Maine	59 70	
									161	H Maine	47 65	
									167	A Dartmouth	55 72	
									177	A Merrimack	53 78	
									210	A Rhode Island	74 77	
									213	A UMass Lowell	47 61	
									213	H UMass Lowell	58 62	
									265	A New Hampshire	44 42	
									265	H New Hampshire	51 59	
									274	H Saint Francis (PA)	69 73	
									299	A UMBC	47 54	
									299	H UMBC	60 58	
									314	A Albany (NY)	49 58	
									314	H Albany (NY)	52 36	
									320	H Navy	64 56	
									324	H Bryant	71 66	
									331	H NJIT	65 59	
									332	A LIU Brooklyn	73 62	
									340	H Canisius	76 53	
									345	A Hartford	63 53	
									345	H Hartford	62 51	
LAST 10 Division I												
			161	A Maine	66 78		265	A New Hampshire	44 42			
			213	H UMass Lowell	58 62		345	H Hartford	62 51			
			299	A UMBC	47 54		161	A Maine	59 70			
			73	H Stony Brook	68 72		314	H Albany (NY)	52 36			
			156	A Binghamton	53 76		265	H New Hampshire	51 59			

Non-Div I Games: Norwich 86 40

Vermont

Loss, Non-Conf, S Site, H Home A Away N Neutral

Villanova

Through Games Of March 12, 2020

Average RPI Win:	152	WON-LOST	WINNING	LAST 10	STRENGTH OF	OPP. STRENGTH	TEAM	ADJ.	CONF.	ADJ CONF.
Average RPI Loss:	74	RECORD	PCT. RANK	GAMES	SCHEDULE	OF SCHEDULE	RPI	RPI	RPI	RPI
DIV. I ONLY	18- 13	129	6-4	79	65	84	84	6	6	
DIV. I NON-CONF.	6- 5	151	0	63	56	83	83	6	6	
TOTALS	RPI 1-25	RPI 26-50	W-L RECORDS	RPI 51-100	RPI 101-150	RPI 150+				
18- 13	2- 3	0- 2	OVERALL	6- 3	0- 4	10- 1				
9- 5	2- 0	0- 1	HOME	2- 2	0- 2	5- 0				
8- 7	0- 2	0- 1	AWAY	4- 1	0- 2	4- 1				
1- 1	0- 1	0- 0	NEUTRAL	0- 0	0- 0	1- 0				
6- 5	0- 0	0- 2	NON-CONFERENCE	3- 0	0- 2	3- 1				
3- 2	0- 0	0- 1	HOME	1- 0	0- 1	2- 0				
3- 3	0- 0	0- 1	AWAY	2- 0	0- 1	1- 1				
0- 0	0- 0	0- 0	NEUTRAL	0- 0	0- 0	0- 0				
12- 8	2- 3	0- 0	CONFERENCE	3- 3	0- 2	7- 0				
6- 3	2- 0	0- 0	HOME	1- 2	0- 1	3- 0				
5- 4	0- 2	0- 0	AWAY	2- 1	0- 1	3- 0				
1- 1	0- 1	0- 0	NEUTRAL	0- 0	0- 0	1- 0				

RPI S Opponent	Score	RPI S Opponent	Score	RPI S Opponent	Score	RPI S Opponent	Score
18 A DePaul	69 85	29 H James Madison	52 56	51 A Creighton	47 67	101 A Butler	61 63
18 H DePaul	76 58	39 A Drexel	52 54	51 H Creighton	42 58	101 H Butler	41 58
23 A Marquette	52 57			56 H Penn	70 58	116 A Temple	69 74
23 H Marquette	61 47			58 A St. John's (NY)	67 62	143 H George Washington	56 68
23 N Marquette	59 72			58 H St. John's (NY)	66 64	186 H Manhattan	63 51
				63 A Seton Hall	61 55	187 A Providence	74 63
				63 H Seton Hall	63 65	187 H Providence	51 49
				68 A Georgia	63 58	194 A La Salle	77 69
				87 A Fordham	73 66	203 A American	54 76
						237 H Saint Joseph's	60 44
						256 A Georgetown	48 40
						256 H Georgetown	74 53
						270 A Xavier	55 54
						270 H Xavier	66 54
						270 N Xavier	64 56
LAST 10 Division I							
23 N Marquette	59 72	23 H Marquette	61 47				
270 N Xavier	64 56	256 A Georgetown	48 40				
187 A Providence	74 63	101 A Butler	61 63				
51 A Creighton	47 67	270 A Xavier	55 54				
18 H DePaul	76 58	63 H Seton Hall	63 65				

Non-Div I Games:

Villanova

Loss, Non-Conf, S Site, H Home A Away N Neutral

Virginia

Through Games Of March 12, 2020

Average RPI Win:	123	WON-LOST	WINNING	LAST 10	STRENGTH OF	OPP. STRENGTH	TEAM	ADJ.	CONF.	ADJ CONF.
Average RPI Loss:	53	RECORD	PCT. RANK	GAMES	SCHEDULE	OF SCHEDULE	RPI	RPI	RPI	RPI
DIV. I ONLY	13- 17	212	5-5	3	34	75	75	5	5	
DIV. I NON-CONF.	5- 6	187	0	1	17	36	36	4	4	
TOTALS	RPI 1-25	RPI 26-50	W-L RECORDS	RPI 51-100	RPI 101-150	RPI 150+				
13- 17	0- 7	5- 4	OVERALL	2- 3	2- 3	4- 0				
9- 5	0- 3	4- 1	HOME	1- 0	2- 1	2- 0				
4- 10	0- 3	1- 3	AWAY	1- 2	0- 2	2- 0				
0- 2	0- 1	0- 0	NEUTRAL	0- 1	0- 0	0- 0				
5- 6	0- 4	3- 1	NON-CONFERENCE	0- 1	0- 0	2- 0				
3- 2	0- 2	3- 0	HOME	0- 0	0- 0	0- 0				
2- 3	0- 1	0- 1	AWAY	0- 1	0- 0	2- 0				
0- 1	0- 1	0- 0	NEUTRAL	0- 0	0- 0	0- 0				
8- 11	0- 3	2- 3	CONFERENCE	2- 2	2- 3	2- 0				
6- 3	0- 1	1- 1	HOME	1- 0	2- 1	2- 0				
2- 7	0- 2	1- 2	AWAY	1- 1	0- 2	0- 0				
0- 1	0- 0	0- 0	NEUTRAL	0- 1	0- 0	0- 0				

RPI 1-25				RPI 26-50				RPI 51-100 Team's RPI: 75				RPI 101+			
RPI	S	Opponent	Score	RPI	S	Opponent	Score	RPI	S	Opponent	Score	RPI	S	Opponent	Score
4	A	UConn	44 83	27	A	Duke	47 62	62	A	Boston College	69 52	115	A	Wake Forest	56 62
7	A	Louisville	56 71	27	H	Duke	66 63	79	A	Georgia Tech	51 61	120	H	Miami (FL)	69 64
10	N	Mississippi St.	59 72	29	H	James Madison	55 49	81	A	Southern California	49 59	123	H	Notre Dame	90 60
13	H	UCLA	62 73	32	A	Florida St.	55 63	100	H	Syracuse	57 41	147	A	North Carolina	68 78
16	A	NC State	60 80	33	H	Old Dominion	56 53	100	N	Syracuse	50 67	147	H	North Carolina	47 65
16	H	NC State	64 75	38	A	Virginia Tech	86 76					219	A	UNLV	63 55
24	H	Kentucky	47 50	38	H	Virginia Tech	61 69					225	H	Clemson	70 54
				47	A	Rutgers	63 73					281	A	CSUN	72 47
				49	H	Bucknell	84 60					288	H	Pittsburgh	66 55
LAST 10 Division I															
				100	N	Syracuse	50 67	120	H	Miami (FL)	69 64				
				16	H	NC State	64 75	32	A	Florida St.	55 63				
				288	H	Pittsburgh	66 55	225	H	Clemson	70 54				
				38	A	Virginia Tech	86 76	100	H	Syracuse	57 41				
				27	A	Duke	47 62	147	A	North Carolina	68 78				

Non-Div I Games:

Virginia

■ Loss,
 ■ Non-Conf,
 ■ S Site,
 ■ H Home
 ■ A Away
 N Neutral

Virginia Tech

Through Games Of March 12, 2020

Average RPI Win:	141	WON-LOST	WINNING	LAST 10	STRENGTH OF	OPP. STRENGTH	TEAM	ADJ.	CONF.	ADJ CONF.
Average RPI Loss:	51	RECORD	PCT. RANK	GAMES	SCHEDULE	OF SCHEDULE	RPI	RPI	RPI	RPI
DIV. I ONLY	21- 9	60	6-4	63	45	38	38	5	5	
DIV. I NON-CONF.	10- 1	20	0	102	87	25	25	4	4	
TOTALS	RPI 1-25	RPI 26-50	W-L RECORDS	RPI 51-100	RPI 101-150	RPI 150+				
21- 9	0- 3	2- 2	OVERALL	6- 3	6- 1	7- 0				
13- 2	0- 1	2- 0	HOME	3- 1	3- 0	5- 0				
5- 5	0- 2	0- 2	AWAY	1- 1	3- 0	1- 0				
3- 2	0- 0	0- 0	NEUTRAL	2- 1	0- 1	1- 0				
10- 1	0- 0	1- 0	NON-CONFERENCE	3- 1	1- 0	5- 0				
6- 0	0- 0	1- 0	HOME	1- 0	1- 0	3- 0				
1- 0	0- 0	0- 0	AWAY	0- 0	0- 0	1- 0				
3- 1	0- 0	0- 0	NEUTRAL	2- 1	0- 0	1- 0				
11- 8	0- 3	1- 2	CONFERENCE	3- 2	5- 1	2- 0				
7- 2	0- 1	1- 0	HOME	2- 1	2- 0	2- 0				
4- 5	0- 2	0- 2	AWAY	1- 1	3- 0	0- 0				
0- 1	0- 0	0- 0	NEUTRAL	0- 0	0- 1	0- 0				

RPI 1-25				RPI 26-50				Team's RPI: 38	RPI 51-100				RPI 101+			
RPI	S	Opponent	Score	RPI	S	Opponent	Score		RPI	S	Opponent	Score	RPI	S	Opponent	Score
7	A	Louisville	53 70	27	A	Duke	67 72		53	N	Rice	54 45	115	A	Wake Forest	73 62
16	A	NC State	69 76	27	H	Duke	70 56		55	N	Belmont	60 58	115	N	Wake Forest	55 58
16	H	NC State	59 71	32	A	Florida St.	62 86		62	H	Boston College	70 49	120	H	Miami (FL)	69 45
				45	H	Purdue	67 54		68	N	Georgia	72 77	123	A	Notre Dame	68 62
									75	A	Virginia	69 61	139	H	Davidson	88 68
									75	H	Virginia	76 86	147	A	North Carolina	72 63
									79	H	Georgia Tech	64 61	147	H	North Carolina	76 70
									97	H	Liberty	73 69	158	H	Gardner-Webb	87 65
									100	A	Syracuse	65 67	165	N	Wichita St.	84 63
													225	H	Clemson	71 50
													252	A	George Mason	77 58
													274	H	Saint Francis (PA)	105 41
													288	H	Pittsburgh	68 56
													307	H	UMES	86 43
LAST 10 Division I																
				115	N	Wake Forest	55 58		115	A	Wake Forest	73 62				
				7	A	Louisville	53 70		79	H	Georgia Tech	64 61				
				27	H	Duke	70 56		147	A	North Carolina	72 63				
				75	H	Virginia	76 86		16	H	NC State	59 71				
				123	A	Notre Dame	68 62		120	H	Miami (FL)	69 45				

Non-Div I Games:

Virginia Tech

■ Loss,
 ■ Non-Conf,
 ■ S Site,
 ■ H Home
 ■ A Away
 N Neutral

Wagner				Through Games Of March 12, 2020						
Average RPI Win:	318	WON-LOST	WINNING	LAST 10	STRENGTH OF	OPP. STRENGTH	TEAM	ADJ.	CONF.	ADJ CONF.
Average RPI Loss:	185	RECORD	PCT. RANK	GAMES	SCHEDULE	OF SCHEDULE	RPI	RPI	RPI	RPI
DIV. I ONLY	9- 20	284	3-7	234	341	303	303	30	30	
DIV. I NON-CONF.	3- 7	252	0	59	287	216	216	30	30	
<hr/>										
TOTALS	RPI 1-25	RPI 26-50	W-L RECORDS	RPI 51-100	RPI 101-150	RPI 150+				
9- 20	0- 1	0- 0	OVERALL	0- 3	0- 5	9- 11				
7- 6	0- 0	0- 0	HOME	0- 1	0- 1	7- 4				
2- 14	0- 1	0- 0	AWAY	0- 2	0- 4	2- 7				
0- 0	0- 0	0- 0	NEUTRAL	0- 0	0- 0	0- 0				
3- 7	0- 1	0- 0	NON-CONFERENCE	0- 3	0- 2	3- 1				
3- 1	0- 0	0- 0	HOME	0- 1	0- 0	3- 0				
0- 6	0- 1	0- 0	AWAY	0- 2	0- 2	0- 1				
0- 0	0- 0	0- 0	NEUTRAL	0- 0	0- 0	0- 0				
6- 13	0- 0	0- 0	CONFERENCE	0- 0	0- 3	6- 10				
4- 5	0- 0	0- 0	HOME	0- 0	0- 1	4- 4				
2- 8	0- 0	0- 0	AWAY	0- 0	0- 2	2- 6				
0- 0	0- 0	0- 0	NEUTRAL	0- 0	0- 0	0- 0				

RPI 1-25				RPI 26-50				RPI 51-100				RPI 101+ Team's RPI: 303			
RPI	S	Opponent	Score	RPI	S	Opponent	Score	RPI	S	Opponent	Score	RPI	S	Opponent	Score
3	A	Maryland	56 119					52	A	Yale	68 87	101	A	Butler	58 74
								73	H	Stony Brook	45 66	110	A	Robert Morris	61 65
								93	A	Rider	63 77	110	A	Robert Morris	47 51
												110	H	Robert Morris	35 77
												126	A	Colgate	58 74
												154	A	Mt. St. Mary's	63 78
												154	H	Mt. St. Mary's	52 67
												177	A	Merrimack	44 55
												259	A	Youngstown St.	42 64
												274	A	Saint Francis (PA)	50 51
												274	H	Saint Francis (PA)	55 50
												286	H	Sacred Heart	65 79
												299	H	UMBC	67 60
												304	A	Fairleigh Dickinson	53 57
												304	H	Fairleigh Dickinson	61 62
												319	A	St. Francis Brooklyn	74 53
												319	H	St. Francis Brooklyn	74 66
												322	H	Saint Peter's	90 89
												324	A	Bryant	58 45
												324	H	Bryant	53 65
												331	H	NJIT	61 59
												332	A	LIU Brooklyn	52 66
												332	H	LIU Brooklyn	63 61
												346	A	Central Conn. St.	63 66
												346	H	Central Conn. St.	63 56
LAST 10 Division I															
110	A	Robert Morris	61 65	346	H	Central Conn. St.	63 56								
324	H	Bryant	53 65	154	H	Mt. St. Mary's	52 67								
304	A	Fairleigh Dickinson	53 57	177	A	Merrimack	44 55								
332	A	LIU Brooklyn	52 66	110	H	Robert Morris	35 77								
319	A	St. Francis Brooklyn	74 53	274	H	Saint Francis (PA)	55 50								

Non-Div I Games: Staten Island 81 57

Wagner

■ Loss,
 ■ Non-Conf,
 ■ S Site,
 ■ Home
 ■ A Away
 N Neutral

Wake Forest

Through Games Of March 12, 2020

Average RPI Win:	145	WON-LOST	WINNING	LAST 10	STRENGTH OF	OPP. STRENGTH	TEAM	ADJ.	CONF.	ADJ CONF.
Average RPI Loss:	94	RECORD	PCT. RANK	GAMES	SCHEDULE	OF SCHEDULE	RPI	RPI	RPI	RPI
DIV. I ONLY	16- 16	174	4-6	62	69	115	115	5	5	
DIV. I NON-CONF.	7- 4	100	0	125	193	111	111	4	4	
TOTALS	RPI 1-25	RPI 26-50	W-L RECORDS	RPI 51-100	RPI 101-150	RPI 150+				
16- 16	0- 2	3- 4	OVERALL	3- 4	4- 4	6- 2				
9- 6	0- 0	0- 2	HOME	3- 1	2- 3	4- 0				
3- 9	0- 2	1- 1	AWAY	0- 3	0- 1	2- 2				
4- 1	0- 0	2- 1	NEUTRAL	0- 0	2- 0	0- 0				
7- 4	0- 0	1- 0	NON-CONFERENCE	0- 2	2- 1	4- 1				
4- 2	0- 0	0- 0	HOME	0- 1	1- 1	3- 0				
1- 2	0- 0	0- 0	AWAY	0- 1	0- 0	1- 1				
2- 0	0- 0	1- 0	NEUTRAL	0- 0	1- 0	0- 0				
9- 12	0- 2	2- 4	CONFERENCE	3- 2	2- 3	2- 1				
5- 4	0- 0	0- 2	HOME	3- 0	1- 2	1- 0				
2- 7	0- 2	1- 1	AWAY	0- 2	0- 1	1- 1				
2- 1	0- 0	1- 1	NEUTRAL	0- 0	1- 0	0- 0				

RPI 1-25				RPI 26-50				RPI 51-100				RPI 101+ Team's RPI: 115			
RPI	S	Opponent	Score	RPI	S	Opponent	Score	RPI	S	Opponent	Score	RPI	S	Opponent	Score
7	A	Louisville	61 75	27	A	Duke	60 58	58	A	St. John's (NY)	74 82	120	A	Miami (FL)	56 59
16	A	NC State	45 59	32	A	Florida St.	67 78	60	H	Charlotte	65 77	120	H	Miami (FL)	63 79
				32	H	Florida St.	65 70	62	A	Boston College	54 67	123	H	Notre Dame	71 75
				32	N	Florida St.	47 76	75	H	Virginia	62 56	128	H	Campbell	74 46
				38	H	Virginia Tech	62 73	79	A	Georgia Tech	52 62	138	N	Florida	73 68
				38	N	Virginia Tech	58 55	79	H	Georgia Tech	65 60	141	H	UNC Greensboro	65 67
				42	N	Dayton	78 59	100	H	Syracuse	65 60	147	H	North Carolina	82 79
												147	N	North Carolina	83 73
												181	A	Elon	69 57
												225	A	Clemson	66 52
												225	H	Clemson	63 58
												242	H	East Carolina	76 53
												262	H	UNCW	65 55
												268	H	Col. of Charleston	106 50
												288	A	Pittsburgh	48 53
												289	A	ETSU	60 67
LAST 10 Division I															
				32	N	Florida St.	47 76	32	A	Florida St.	67 78				
				38	N	Virginia Tech	58 55	38	H	Virginia Tech	62 73				
				147	N	North Carolina	83 73	225	A	Clemson	66 52				
				120	H	Miami (FL)	63 79	79	A	Georgia Tech	52 62				
				147	H	North Carolina	82 79	123	H	Notre Dame	71 75				

Non-Div I Games:

Wake Forest

■ Loss,
■ Non-Conf,
■ S Site,
■ H Home
■ A Away
N Neutral

Washington

Through Games Of March 12, 2020

Average RPI Win:	165	WON-LOST	WINNING	LAST 10	STRENGTH OF	OPP. STRENGTH	TEAM	ADJ.	CONF.	ADJ CONF.
Average RPI Loss:	71	RECORD	PCT. RANK	GAMES	SCHEDULE	OF SCHEDULE	RPI	RPI	RPI	RPI
DIV. I ONLY	13- 17	212	3-7	57	33	140	140	1	1	
DIV. I NON-CONF.	8- 3	68	0	232	227	147	147	2	2	
TOTALS	RPI 1-25	RPI 26-50	W-L RECORDS	RPI 51-100	RPI 101-150	RPI 150+				
13- 17	2- 5	0- 4	OVERALL	2- 1	3- 5	6- 2				
7- 9	1- 1	0- 2	HOME	2- 0	0- 4	4- 2				
3- 7	0- 4	0- 2	AWAY	0- 1	3- 0	0- 0				
3- 1	1- 0	0- 0	NEUTRAL	0- 0	0- 1	2- 0				
8- 3	1- 0	0- 0	NON-CONFERENCE	0- 0	1- 1	6- 2				
4- 3	0- 0	0- 0	HOME	0- 0	0- 1	4- 2				
1- 0	0- 0	0- 0	AWAY	0- 0	1- 0	0- 0				
3- 0	1- 0	0- 0	NEUTRAL	0- 0	0- 0	2- 0				
5- 14	1- 5	0- 4	CONFERENCE	2- 1	2- 4	0- 0				
3- 6	1- 1	0- 2	HOME	2- 0	0- 3	0- 0				
2- 7	0- 4	0- 2	AWAY	0- 1	2- 0	0- 0				
0- 1	0- 0	0- 0	NEUTRAL	0- 0	0- 1	0- 0				

RPI	S	Opponent	Score	RPI	S	Opponent	Score	RPI	S	Opponent	Score	RPI	S	Opponent	Score	Team's RPI: 140
2	A	Oregon	56 92	28	A	Arizona	53 64	81	A	Southern California	78 81	106	H	Utah	65 74	
6	A	Stanford	56 77	28	H	Arizona	58 66	81	H	Southern California	75 66	106	N	Utah	63 72	
6	H	Stanford	41 58	40	A	Arizona St.	68 72	95	H	Colorado	61 52	109	A	Washington St.	65 56	
13	A	UCLA	80 85	40	H	Arizona St.	50 67					109	H	Washington St.	59 66	
13	H	UCLA	74 68									111	A	San Diego	65 47	
15	N	Iowa	70 63									124	A	California	67 64	
20	A	Oregon St.	61 75									124	H	California	74 81	
												127	H	Vanderbilt	74 76	
												174	H	Tulane	62 64	
												199	H	Hawaii	50 62	
												215	H	San Francisco	73 54	
												238	H	CSU Bakersfield	80 49	
												261	N	Howard	75 58	
												264	N	Iona	65 34	
												297	H	Seattle U	78 46	
												327	H	Weber St.	94 41	
LAST 10 Division I																
106	N	Utah	63 72	40	A	Arizona St.	68 72									
2	A	Oregon	56 92	28	A	Arizona	53 64									
20	A	Oregon St.	61 75	95	H	Colorado	61 52									
13	H	UCLA	74 68	106	H	Utah	65 74									
81	H	Southern California	75 66	124	H	California	74 81									

Non-Div I Games:

Washington

■ Loss,
■ Non-Conf,
■ S Site,
■ H Home
■ A Away
N Neutral

Washington St.

Through Games Of March 12, 2020

Average RPI Win:	176	WON-LOST	WINNING	LAST 10	STRENGTH OF	OPP. STRENGTH	TEAM	ADJ.	CONF.	ADJ CONF.
Average RPI Loss:	39	RECORD	PCT. RANK	GAMES	SCHEDULE	OF SCHEDULE	RPI	RPI	RPI	RPI
DIV. I ONLY	11- 20	269	1-9	7	17	109	109	1	1	
DIV. I NON-CONF.	7- 5	131	0	23	75	69	69	2	2	
TOTALS	RPI 1-25	RPI 26-50	W-L RECORDS	RPI 51-100	RPI 101-150	RPI 150+				
11- 20	0- 11	0- 4	OVERALL	3- 2	3- 3	5- 0				
7- 8	0- 3	0- 2	HOME	2- 1	1- 2	4- 0				
3- 8	0- 4	0- 2	AWAY	1- 1	2- 1	0- 0				
1- 4	0- 4	0- 0	NEUTRAL	0- 0	0- 0	1- 0				
7- 5	0- 4	0- 0	NON-CONFERENCE	2- 0	0- 1	5- 0				
5- 1	0- 1	0- 0	HOME	1- 0	0- 0	4- 0				
1- 1	0- 0	0- 0	AWAY	1- 0	0- 1	0- 0				
1- 3	0- 3	0- 0	NEUTRAL	0- 0	0- 0	1- 0				
4- 15	0- 7	0- 4	CONFERENCE	1- 2	3- 2	0- 0				
2- 7	0- 2	0- 2	HOME	1- 1	1- 2	0- 0				
2- 7	0- 4	0- 2	AWAY	0- 1	2- 0	0- 0				
0- 1	0- 1	0- 0	NEUTRAL	0- 0	0- 0	0- 0				

RPI S	Opponent	Score	RPI S	Opponent	Score	RPI S	Opponent	Score	RPI S	Opponent	Score	Team's RPI: 109
1 N	South Carolina	53 68	28 A	Arizona	57 72	81 A	Southern California	63 74	106 H	Utah	66 78	
2 A	Oregon	57 88	28 H	Arizona	67 74	81 H	Southern California	60 66	120 A	Miami (FL)	68 74	
5 N	Baylor	66 89	40 A	Arizona St.	59 62	83 A	Boise St.	80 68	124 A	California	96 75	
6 A	Stanford	58 77	40 H	Arizona St.	56 65	94 H	BYU	67 50	124 H	California	92 66	
6 H	Stanford	49 71				95 H	Colorado	69 59	140 A	Washington	66 59	
12 H	Gonzaga	53 76							140 H	Washington	56 65	
13 A	UCLA	50 66							178 H	Pepperdine	85 48	
13 H	UCLA	62 70							227 N	Southern U.	69 54	
14 N	Indiana	44 78							266 H	UC Irvine	87 59	
20 A	Oregon St.	58 73							281 H	CSUN	71 61	
20 N	Oregon St.	55 82							328 H	Ark.-Pine Bluff	85 56	
LAST 10 Division I												
20 N	Oregon St.	55 82	28 A	Arizona	57 72							
20 A	Oregon St.	58 73	40 A	Arizona St.	59 62							
2 A	Oregon	57 88	106 H	Utah	66 78							
81 H	Southern California	60 66	95 H	Colorado	69 59							
13 H	UCLA	62 70	6 H	Stanford	49 71							

Non-Div I Games:

Washington St.

Loss, Non-Conf, S Site, H Home A Away N Neutral

Average RPI Win: 289	WON-LOST	WINNING	LAST 10	STRENGTH OF	OPP. STRENGTH	TEAM	ADJ.	CONF.	ADJ CONF.
Average RPI Loss: 171	RECORD	PCT. RANK	GAMES	SCHEDULE	OF SCHEDULE	RPI	RPI	RPI	RPI
DIV. I ONLY	4- 26	332	1-9	228	206	327	327	18	18
DIV. I NON-CONF.	2- 7	288	0	195	181	265	265	17	17
TOTALS	RPI 1-25	RPI 26-50	W-L RECORDS	RPI 51-100	RPI 101-150	RPI 150+			
4- 26	0- 1	0- 0	OVERALL	0- 4	0- 4	4- 17			
2- 10	0- 0	0- 0	HOME	0- 2	0- 1	2- 7			
2- 15	0- 1	0- 0	AWAY	0- 2	0- 3	2- 9			
0- 1	0- 0	0- 0	NEUTRAL	0- 0	0- 0	0- 1			
2- 7	0- 1	0- 0	NON-CONFERENCE	0- 0	0- 4	2- 2			
1- 1	0- 0	0- 0	HOME	0- 0	0- 1	1- 0			
1- 6	0- 1	0- 0	AWAY	0- 0	0- 3	1- 2			
0- 0	0- 0	0- 0	NEUTRAL	0- 0	0- 0	0- 0			
2- 19	0- 0	0- 0	CONFERENCE	0- 4	0- 0	2- 15			
1- 9	0- 0	0- 0	HOME	0- 2	0- 0	1- 7			
1- 9	0- 0	0- 0	AWAY	0- 2	0- 0	1- 7			
0- 1	0- 0	0- 0	NEUTRAL	0- 0	0- 0	0- 1			

RPI 1-25				RPI 26-50				RPI 51-100				RPI 101+ Team's RPI: 327			
RPI	S	Opponent	Score	RPI	S	Opponent	Score	RPI	S	Opponent	Score	RPI	S	Opponent	Score
13	A	UCLA	45 85					57	A	Montana St.	52 81	103	H	Portland	59 78
								57	H	Montana St.	67 102	106	A	Utah	46 75
								99	A	Idaho	50 70	134	A	Pacific	53 76
								99	H	Idaho	57 91	140	A	Washington	41 94
												162	A	Montana	57 85
												162	H	Montana	46 78
												163	A	Northern Ariz.	61 92
												163	H	Northern Ariz.	82 88
												169	A	Idaho St.	41 55
												169	H	Idaho St.	54 65
												189	A	Southern Utah	66 82
												189	H	Southern Utah	71 87
												189	N	Southern Utah	58 62
												197	A	Portland St.	63 88
												197	H	Portland St.	57 76
												209	A	UTEP	51 70
												226	A	Northern Colo.	65 60
												226	H	Northern Colo.	65 69
												302	H	Utah Valley	72 46
												309	A	Sacramento St.	52 58
												309	H	Sacramento St.	67 91
												311	A	New Mexico St.	47 77
												312	A	UC Riverside	64 54
												315	A	Eastern Wash.	53 63
												315	H	Eastern Wash.	83 77
LAST 10 Division I															
				189	N	Southern Utah	58 62			169	A	Idaho St.	41 55		
				315	H	Eastern Wash.	83 77			57	H	Montana St.	67 102		
				99	H	Idaho	57 91			162	H	Montana	46 78		
				197	A	Portland St.	63 88			163	A	Northern Ariz.	61 92		
				189	A	Southern Utah	66 82			309	A	Sacramento St.	52 58		

Non-Div I Games:

Weber St.

West Virginia

Through Games Of March 12, 2020

Average RPI Win:	150	WON-LOST	WINNING	LAST 10	STRENGTH OF	OPP. STRENGTH	TEAM	ADJ.	CONF.	ADJ CONF.
Average RPI Loss:	48	RECORD	PCT. RANK	GAMES	SCHEDULE	OF SCHEDULE	RPI	RPI	RPI	RPI
DIV. I ONLY	17- 12	125	3-7	39	36	70	70	3	3	
DIV. I NON-CONF.	10- 1	20	0	166	163	42	42	3	3	
TOTALS	RPI 1-25	RPI 26-50	W-L RECORDS	RPI 51-100	RPI 101-150	RPI 150+				
17- 12	1- 4	2- 2	OVERALL	2- 6	5- 0	7- 0				
9- 5	0- 2	2- 0	HOME	0- 3	2- 0	5- 0				
4- 6	1- 2	0- 2	AWAY	1- 2	2- 0	0- 0				
4- 1	0- 0	0- 0	NEUTRAL	1- 1	1- 0	2- 0				
10- 1	1- 0	0- 0	NON-CONFERENCE	1- 1	1- 0	7- 0				
5- 0	0- 0	0- 0	HOME	0- 0	0- 0	5- 0				
1- 0	1- 0	0- 0	AWAY	0- 0	0- 0	0- 0				
4- 1	0- 0	0- 0	NEUTRAL	1- 1	1- 0	2- 0				
7- 11	0- 4	2- 2	CONFERENCE	1- 5	4- 0	0- 0				
4- 5	0- 2	2- 0	HOME	0- 3	2- 0	0- 0				
3- 6	0- 2	0- 2	AWAY	1- 2	2- 0	0- 0				
0- 0	0- 0	0- 0	NEUTRAL	0- 0	0- 0	0- 0				

RPI 1-25				RPI 26-50				RPI 51-100				RPI 101+			
RPI	S	Opponent	Score	RPI	S	Opponent	Score	RPI	S	Opponent	Score	RPI	S	Opponent	Score
5	A	Baylor	51 91	41	A	Iowa St.	58 61	51	N	Creighton	75 82	102	N	Michigan St.	63 57
5	H	Baylor	39 64	41	H	Iowa St.	79 71	67	A	Oklahoma St.	57 60	132	A	Kansas	68 49
10	A	Mississippi St.	71 65	43	A	Texas	44 50	67	H	Oklahoma St.	55 57	132	H	Kansas	60 53
19	A	TCU	60 73	43	H	Texas	68 63	77	A	Kansas St.	74 63	135	A	Texas Tech	71 69
19	H	TCU	63 77					77	H	Kansas St.	55 56	135	H	Texas Tech	67 60
								92	A	Oklahoma	58 68	153	N	Norfolk St.	72 55
								92	H	Oklahoma	49 73	170	H	Radford	74 37
								100	N	Syracuse	71 69	191	H	Cornell	68 62
												230	N	New Mexico	73 60
												274	H	Saint Francis (PA)	74 45
												292	H	Presbyterian	56 40
												337	H	Coppin St.	82 47
LAST 10 Division I															
19	H	TCU	63 77	43	A	Texas	44 50								
135	A	Texas Tech	71 69	135	H	Texas Tech	67 60								
41	A	Iowa St.	58 61	77	H	Kansas St.	55 56								
5	H	Baylor	39 64	67	A	Oklahoma St.	57 60								
132	H	Kansas	60 53	92	A	Oklahoma	58 68								

Non-Div I Games:

West Virginia

Loss, Non-Conf, S Site, H Home A Away N Neutral

Western Caro.

Through Games Of March 12, 2020

Average RPI Win:	292	WON-LOST	WINNING	LAST 10	STRENGTH OF	OPP. STRENGTH	TEAM	ADJ.	CONF.	ADJ CONF.
Average RPI Loss:	207	RECORD	PCT. RANK	GAMES	SCHEDULE	OF SCHEDULE	RPI	RPI	RPI	RPI
DIV. I ONLY	3- 25	336	2-8	276	322	342	342	27	27	
DIV. I NON-CONF.	1- 12	335	0	205	346	335	335	21	21	
TOTALS	RPI 1-25	RPI 26-50	W-L RECORDS	RPI 51-100	RPI 101-150	RPI 150+				
3- 25	0- 0	0- 0	OVERALL	0- 1	0- 5	3- 19				
2- 12	0- 0	0- 0	HOME	0- 1	0- 2	2- 9				
1- 12	0- 0	0- 0	AWAY	0- 0	0- 3	1- 9				
0- 1	0- 0	0- 0	NEUTRAL	0- 0	0- 0	0- 1				
1- 12	0- 0	0- 0	NON-CONFERENCE	0- 1	0- 3	1- 8				
1- 6	0- 0	0- 0	HOME	0- 1	0- 1	1- 4				
0- 6	0- 0	0- 0	AWAY	0- 0	0- 2	0- 4				
0- 0	0- 0	0- 0	NEUTRAL	0- 0	0- 0	0- 0				
2- 13	0- 0	0- 0	CONFERENCE	0- 0	0- 2	2- 11				
1- 6	0- 0	0- 0	HOME	0- 0	0- 1	1- 5				
1- 6	0- 0	0- 0	AWAY	0- 0	0- 1	1- 5				
0- 1	0- 0	0- 0	NEUTRAL	0- 0	0- 0	0- 1				

RPI S	Opponent	Score	RPI S	Opponent	Score	RPI S	Opponent	Score	RPI S	Opponent	Score	Team's RPI: 342
						98 H	Coastal Caro.	43 66	128 H	Campbell	40 61	
									139 A	Davidson	51 101	
									141 A	UNC Greensboro	43 54	
									141 H	UNC Greensboro	61 72	
									147 A	North Carolina	55 92	
									152 A	Samford	53 70	
									152 H	Samford	50 62	
									152 N	Samford	62 77	
									158 A	Gardner-Webb	62 88	
									181 A	Elon	24 68	
									190 H	Cleveland St.	61 68	
									196 A	Furman	53 69	
									196 H	Furman	59 69	
									205 H	Tennessee Tech	58 62	
									207 A	Chattanooga	61 53	
									207 H	Chattanooga	52 59	
									260 H	UNC Asheville	47 64	
									268 A	Col. of Charleston	62 73	
									272 A	Wofford	63 76	
									272 H	Wofford	58 65	
									289 A	ETSU	49 76	
									289 H	ETSU	57 62	
									291 H	Winthrop	60 63	
									317 A	USC Upstate	62 70	
									326 A	Mercer	54 60	
									326 H	Mercer	51 40	
									326 H	Mercer	51 40	
LAST 10 Division I												
			152 N	Samford	62 77		141 H	UNC Greensboro	61 72			
			152 A	Samford	53 70		207 A	Chattanooga	61 53			
			326 A	Mercer	54 60		289 A	ETSU	49 76			
			272 H	Wofford	58 65		326 H	Mercer	51 40			
			196 H	Furman	59 69		152 H	Samford	50 62			

Non-Div I Games: Southern Wesleyan 70 37 UVa-Wise 64 55

Western Caro.

Loss, Non-Conf, S Site, H Home A Away N Neutral

RPI	S	Opponent	Score
343	H	Charleston So.	69 64

W
e
s
t
e
r
n
C
a
r
o
.

W
e
s
t
e
r
n
C
a
r
o
.

Western Caro.

Average RPI Win: 266	WON-LOST	WINNING	LAST 10	STRENGTH OF	OPP. STRENGTH	TEAM	ADJ.	CONF.	ADJ CONF.
Average RPI Loss: 115	RECORD	PCT. RANK	GAMES	SCHEDULE	OF SCHEDULE	RPI	RPI	RPI	RPI
DIV. I ONLY	12- 15	210	4-6	230	165	216	216	19	19
DIV. I NON-CONF.	3- 7	252	0	164	79	240	240	18	18
TOTALS	RPI 1-25	RPI 26-50	W-L RECORDS	RPI 51-100	RPI 101-150	RPI 150+			
12- 15	0- 1	0- 4	OVERALL	1- 3	0- 1	11- 6			
8- 3	0- 0	0- 2	HOME	1- 1	0- 0	7- 0			
4- 9	0- 1	0- 2	AWAY	0- 2	0- 0	4- 4			
0- 3	0- 0	0- 0	NEUTRAL	0- 0	0- 1	0- 2			
3- 7	0- 1	0- 2	NON-CONFERENCE	1- 1	0- 1	2- 2			
2- 1	0- 0	0- 1	HOME	1- 0	0- 0	1- 0			
1- 4	0- 1	0- 1	AWAY	0- 1	0- 0	1- 1			
0- 2	0- 0	0- 0	NEUTRAL	0- 0	0- 1	0- 1			
9- 8	0- 0	0- 2	CONFERENCE	0- 2	0- 0	9- 4			
6- 2	0- 0	0- 1	HOME	0- 1	0- 0	6- 0			
3- 5	0- 0	0- 1	AWAY	0- 1	0- 0	3- 3			
0- 1	0- 0	0- 0	NEUTRAL	0- 0	0- 0	0- 1			

RPI 1-25				RPI 26-50				RPI 51-100				RPI 101+ Team's RPI: 216			
RPI	S	Opponent	Score	RPI	S	Opponent	Score	RPI	S	Opponent	Score	RPI	S	Opponent	Score
25	A	Drake	75 94	26	A	South Dakota	51 88	71	A	South Dakota St.	45 75	105	N	Southern Ill.	65 79
				26	H	South Dakota	65 96	71	H	South Dakota St.	48 89	176	A	Missouri	89 97
				45	A	Purdue	59 66	74	A	Illinois St.	65 78	198	A	Oral Roberts	60 71
				50	H	Bradley	49 84	88	H	Southeast Mo. St.	97 91	198	H	Oral Roberts	75 61
												198	N	Oral Roberts	66 74
												200	N	Eastern Ill.	52 60
												218	A	North Dakota	71 77
												218	H	North Dakota	91 74
												243	A	Denver	78 84
												243	H	Denver	82 75
												257	A	North Dakota St.	79 78
												257	H	North Dakota St.	86 79
												273	H	Indiana St.	83 72
												313	A	Omaha	83 69
												313	H	Omaha	79 66
												339	A	Purdue Fort Wayne	83 74
												339	H	Purdue Fort Wayne	79 68
												349	A	Chicago St.	88 78
LAST 10 Division I															
				198	N	Oral Roberts	66 74	26	A	South Dakota	51 88				
				243	A	Denver	78 84	339	A	Purdue Fort Wayne	83 74				
				198	A	Oral Roberts	60 71	257	H	North Dakota St.	86 79				
				313	H	Omaha	79 66	71	H	South Dakota St.	48 89				
				218	H	North Dakota	91 74	218	A	North Dakota	71 77				

Non-Div I Games: Culver-Stockton 82 76 Ill.-Springfield 91 51 Mo. Baptist 90 69

Western Ill.

Average RPI Win:	178	WON-LOST	WINNING	LAST 10	STRENGTH OF	OPP. STRENGTH	TEAM	ADJ.	CONF.	ADJ CONF.
Average RPI Loss:	89	RECORD	PCT. RANK	GAMES	SCHEDULE	OF SCHEDULE	RPI	RPI	RPI	RPI
DIV. I ONLY	22- 7	36	8-1	92	105	31	31	13	13	
DIV. I NON-CONF.	8- 3	68	0	101	21	35	35	16	16	
TOTALS	RPI 1-25	RPI 26-50	W-L RECORDS	RPI 51-100	RPI 101-150	RPI 150+				
22- 7	1- 1	1- 3	OVERALL	5- 1	1- 0	14- 2				
13- 0	1- 0	1- 0	HOME	3- 0	1- 0	7- 0				
8- 7	0- 1	0- 3	AWAY	2- 1	0- 0	6- 2				
1- 0	0- 0	0- 0	NEUTRAL	0- 0	0- 0	1- 0				
8- 3	1- 1	0- 1	NON-CONFERENCE	3- 0	0- 0	4- 1				
4- 0	1- 0	0- 0	HOME	2- 0	0- 0	1- 0				
3- 3	0- 1	0- 1	AWAY	1- 0	0- 0	2- 1				
1- 0	0- 0	0- 0	NEUTRAL	0- 0	0- 0	1- 0				
14- 4	0- 0	1- 2	CONFERENCE	2- 1	1- 0	10- 1				
9- 0	0- 0	1- 0	HOME	1- 0	1- 0	6- 0				
5- 4	0- 0	0- 2	AWAY	1- 1	0- 0	4- 1				
0- 0	0- 0	0- 0	NEUTRAL	0- 0	0- 0	0- 0				

RPI	S	Opponent	Score	RPI	S	Opponent	Score	Team's RPI: 31	RPI	S	Opponent	Score	RPI	S	Opponent	Score
7	A	Louisville	56 75	33	A	Old Dominion	65 76		53	A	Rice	65 73	108	H	UAB	69 65
22	H	Central Mich.	93 58	45	A	Purdue	50 67		55	H	Belmont	77 46	152	A	Samford	88 84
				46	A	Middle Tenn.	103 108		60	A	Charlotte	60 56	201	A	Saint Mary's (CA)	73 80
				46	H	Middle Tenn.	71 63		60	H	Charlotte	71 60	206	H	Little Rock	77 58
									76	A	Ball St.	91 86	208	A	Fla. Atlantic	69 56
									92	H	Oklahoma	74 63	208	H	Fla. Atlantic	68 59
													209	H	UTEP	78 65
													212	A	Southern Miss.	81 65
													235	A	North Texas	54 61
													240	A	Marshall	74 65
													240	H	Marshall	79 65
													249	A	Louisiana Tech	84 75
													249	H	Louisiana Tech	71 67
													258	N	Tulsa	76 63
													310	H	FIU	71 51
													321	H	UTSA	85 57
													326	A	Mercer	75 62
LAST 10 Division I																
249	H	Louisiana Tech	71 67	321	H	UTSA	85 57									
60	H	Charlotte	71 60	209	H	UTEP	78 65									
46	A	Middle Tenn.	103 108	212	A	Southern Miss.	81 65									
208	A	Fla. Atlantic	69 56	249	A	Louisiana Tech	84 75									
240	H	Marshall	79 65	310	H	FIU	71 51									

Non-Div I Games:

Western Ky.

■ Loss,
■ Non-Conf, S Site,
■ Home
■ Away
N Neutral

Average RPI Win: 213	WON-LOST	WINNING	LAST 10	STRENGTH OF	OPP. STRENGTH	TEAM	ADJ.	CONF.	ADJ CONF.
Average RPI Loss: 118	RECORD	PCT. RANK	GAMES	SCHEDULE	OF SCHEDULE	RPI	RPI	RPI	RPI
DIV. I ONLY	17- 13	136	7-3	210	137	151	151	10	10
DIV. I NON-CONF.	6- 4	123	0	303	311	197	197	10	10
TOTALS	RPI 1-25	RPI 26-50	W-L RECORDS	RPI 51-100	RPI 101-150	RPI 150+			
17- 13	0- 2	0- 1	OVERALL	1- 5	3- 0	13- 5			
9- 4	0- 1	0- 0	HOME	1- 1	2- 0	6- 2			
6- 7	0- 1	0- 1	AWAY	0- 2	1- 0	5- 3			
2- 2	0- 0	0- 0	NEUTRAL	0- 2	0- 0	2- 0			
6- 4	0- 0	0- 1	NON-CONFERENCE	0- 1	0- 0	6- 2			
2- 1	0- 0	0- 0	HOME	0- 0	0- 0	2- 1			
2- 2	0- 0	0- 1	AWAY	0- 0	0- 0	2- 1			
2- 1	0- 0	0- 0	NEUTRAL	0- 1	0- 0	2- 0			
11- 9	0- 2	0- 0	CONFERENCE	1- 4	3- 0	7- 3			
7- 3	0- 1	0- 0	HOME	1- 1	2- 0	4- 1			
4- 5	0- 1	0- 0	AWAY	0- 2	1- 0	3- 2			
0- 1	0- 0	0- 0	NEUTRAL	0- 1	0- 0	0- 0			

RPI 1-25				RPI 26-50				RPI 51-100				RPI 101+ Team's RPI: 151			
RPI	S	Opponent	Score	RPI	S	Opponent	Score	RPI	S	Opponent	Score	RPI	S	Opponent	Score
22	A	Central Mich.	60 76	34	A	Michigan	55 76	73	N	Stony Brook	47 50	117	H	Buffalo	74 62
22	H	Central Mich.	70 80					76	A	Ball St.	65 68	148	A	Toledo	70 58
								76	H	Ball St.	63 64	148	H	Toledo	84 72
								80	H	Ohio	73 72	155	A	Loyola Chicago	70 60
								80	N	Ohio	75 84	160	A	Eastern Mich.	53 49
								96	A	Kent St.	63 75	160	H	Eastern Mich.	79 83
												180	A	Northern Ill.	68 65
												180	H	Northern Ill.	63 50
												183	A	Akron	56 51
												183	H	Akron	79 71
												208	H	Fla. Atlantic	79 80
												209	A	UTEP	46 76
												231	A	Miami (OH)	67 70
												243	N	Denver	79 70
												253	A	Bowling Green	63 72
												253	H	Bowling Green	69 55
												253	H	Bowling Green	84 67
												311	N	New Mexico St.	79 76
												333	H	Detroit Mercy	82 67
												341	A	UIC	80 52
												349	H	Chicago St.	90 69
LAST 10 Division I															
				80	N	Ohio	75 84	22	A	Central Mich.	60 76				
				253	H	Bowling Green	84 67	148	A	Toledo	70 58				
				76	H	Ball St.	63 64	253	H	Bowling Green	69 55				
				160	A	Eastern Mich.	53 49	180	A	Northern Ill.	68 65				
				180	H	Northern Ill.	63 50	117	H	Buffalo	74 62				

Non-Div I Games: Kentucky St. 80 41

Western Mich.

Average RPI Win:	212	WON-LOST	WINNING	LAST 10	STRENGTH OF	OPP. STRENGTH	TEAM	ADJ.	CONF.	ADJ CONF.
Average RPI Loss:	108	RECORD	PCT. RANK	GAMES	SCHEDULE	OF SCHEDULE	RPI	RPI	RPI	RPI
DIV. I ONLY	16- 15	167	5-5	181	92	165	165	9	9	
DIV. I NON-CONF.	8- 5	117	0	161	160	127	127	9	9	
TOTALS	RPI 1-25	RPI 26-50	W-L RECORDS	RPI 51-100	RPI 101-150	RPI 150+				
16- 15	0- 2	0- 3	OVERALL	2- 4	2- 0	12- 6				
9- 6	0- 0	0- 0	HOME	1- 3	1- 0	7- 3				
5- 7	0- 2	0- 1	AWAY	0- 1	1- 0	4- 3				
2- 2	0- 0	0- 2	NEUTRAL	1- 0	0- 0	1- 0				
8- 5	0- 1	0- 1	NON-CONFERENCE	2- 2	0- 0	6- 1				
6- 1	0- 0	0- 0	HOME	1- 1	0- 0	5- 0				
1- 3	0- 1	0- 0	AWAY	0- 1	0- 0	1- 1				
1- 1	0- 0	0- 1	NEUTRAL	1- 0	0- 0	0- 0				
8- 10	0- 1	0- 2	CONFERENCE	0- 2	2- 0	6- 5				
3- 5	0- 0	0- 0	HOME	0- 2	1- 0	2- 3				
4- 4	0- 1	0- 1	AWAY	0- 0	1- 0	3- 2				
1- 1	0- 0	0- 1	NEUTRAL	0- 0	0- 0	1- 0				

RPI 1-25				RPI 26-50				RPI 51-100				RPI 101+ Team's RPI: 165			
RPI	S	Opponent	Score	RPI	S	Opponent	Score	RPI	S	Opponent	Score	RPI	S	Opponent	Score
4	A	UConn	55 83	37	A	UCF	50 95	51	A	Creighton	46 56	116	A	Temple	85 75
8	A	Missouri St.	55 68	37	N	UCF	32 65	57	N	Montana St.	66 64	116	H	Temple	72 70
				38	N	Virginia Tech	63 84	61	H	Cincinnati	54 75	160	H	Eastern Mich.	63 52
								66	H	UNI	50 61	174	A	Tulane	69 68
								69	H	South Fla.	50 56	174	H	Tulane	56 61
								92	H	Oklahoma	88 83	195	H	Memphis	60 69
												198	A	Oral Roberts	66 79
												214	A	Houston	56 64
												214	N	Houston	72 64
												227	H	Southern U.	69 63
												233	A	SMU	44 64
												233	H	SMU	67 72
												242	A	East Carolina	61 53
												242	H	East Carolina	57 55
												249	A	Louisiana Tech	88 80
												258	A	Tulsa	70 61
												258	H	Tulsa	57 46
												318	H	Houston Baptist	59 42
												328	H	Ark.-Pine Bluff	100 50
												344	H	Grambling	77 65
LAST 10 Division I															
				37	N	UCF	32 65	233	H	SMU	67 72				
				214	N	Houston	72 64	174	A	Tulane	69 68				
				37	A	UCF	50 95	195	H	Memphis	60 69				
				61	H	Cincinnati	54 75	116	A	Temple	85 75				
				258	A	Tulsa	70 61	242	H	East Carolina	57 55				

Non-Div I Games:

Wichita St.

■ Loss,
 ■ Non-Conf,
 ■ S Site,
 ■ Home
 ■ A Away
 N Neutral

William & Mary

Through Games Of March 12, 2020

Average RPI Win:	230	WON-LOST	WINNING	LAST 10	STRENGTH OF	OPP. STRENGTH	TEAM	ADJ.	CONF.	ADJ CONF.
Average RPI Loss:	88	RECORD	PCT. RANK	GAMES	SCHEDULE	OF SCHEDULE	RPI	RPI	RPI	RPI
DIV. I ONLY	21- 8	50	7-2	252	140	104	104	14	14	
DIV. I NON-CONF.	9- 2	37	0	296	169	101	101	13	13	
TOTALS	RPI 1-25	RPI 26-50	W-L RECORDS	RPI 51-100	RPI 101-150	RPI 150+				
21- 8	0- 0	0- 5	OVERALL	1- 0	2- 2	18- 1				
10- 4	0- 0	0- 3	HOME	0- 0	1- 0	9- 1				
11- 4	0- 0	0- 2	AWAY	1- 0	1- 2	9- 0				
0- 0	0- 0	0- 0	NEUTRAL	0- 0	0- 0	0- 0				
9- 2	0- 0	0- 1	NON-CONFERENCE	1- 0	1- 1	7- 0				
4- 1	0- 0	0- 1	HOME	0- 0	0- 0	4- 0				
5- 1	0- 0	0- 0	AWAY	1- 0	1- 1	3- 0				
0- 0	0- 0	0- 0	NEUTRAL	0- 0	0- 0	0- 0				
12- 6	0- 0	0- 4	CONFERENCE	0- 0	1- 1	11- 1				
6- 3	0- 0	0- 2	HOME	0- 0	1- 0	5- 1				
6- 3	0- 0	0- 2	AWAY	0- 0	0- 1	6- 0				
0- 0	0- 0	0- 0	NEUTRAL	0- 0	0- 0	0- 0				

RPI S	Opponent	Score	RPI S	Opponent	Score	RPI S	Opponent	Score	RPI S	Opponent	Score	Team's RPI: 104
29	A James Madison	70 84	29	H James Madison	53 67	90	A VCU	69 55	125	A Richmond	73 76	
33	H Old Dominion	58 69	39	A Drexel	74 84				143	A George Washington	63 51	
39	H Drexel	54 61							144	A Northeastern	55 61	
									144	H Northeastern	80 64	
									153	H Norfolk St.	65 56	
									181	A Elon	84 77	
									181	H Elon	74 61	
									182	A Delaware	78 60	
									182	H Delaware	68 58	
									192	A Towson	83 75	
									192	H Towson	66 62	
									242	A East Carolina	78 68	
									262	A UNCW	63 55	
									262	H UNCW	55 72	
									268	A Col. of Charleston	80 74	
									268	H Col. of Charleston	85 60	
									269	A Army West Point	77 65	
									275	A Delaware St.	73 52	
									299	H UMBC	76 48	
									307	H UMES	78 50	
									329	A Hofstra	66 53	
									329	H Hofstra	71 42	
									345	H Hartford	61 44	

LAST 10 Division I

29	H James Madison	53 67	329	H Hofstra	71 42
192	H Towson	66 62	144	H Northeastern	80 64
181	H Elon	74 61	262	A UNCW	63 55
182	A Delaware	78 60	268	A Col. of Charleston	80 74
39	A Drexel	74 84	181	A Elon	84 77

Non-Div I Games:

William & Mary

Loss, Non-Conf, S Site, H Home A Away N Neutral

Winthrop

Through Games Of March 12, 2020

Average RPI Win:	277	WON-LOST	WINNING	LAST 10	STRENGTH OF	OPP. STRENGTH	TEAM	ADJ.	CONF.	ADJ CONF.
Average RPI Loss:	201	RECORD	PCT. RANK	GAMES	SCHEDULE	OF SCHEDULE	RPI	RPI	RPI	RPI
DIV. I ONLY	11- 19	256	2-8	298	316	291	291	25	25	
DIV. I NON-CONF.	3- 6	235	0	297	300	278	278	28	28	
TOTALS	RPI 1-25	RPI 26-50	W-L RECORDS	RPI 51-100	RPI 101-150	RPI 150+				
11- 19	0- 1	0- 1	OVERALL	0- 0	1- 3	10- 14				
5- 9	0- 0	0- 0	HOME	0- 0	1- 1	4- 8				
6- 9	0- 1	0- 1	AWAY	0- 0	0- 2	6- 5				
0- 1	0- 0	0- 0	NEUTRAL	0- 0	0- 0	0- 1				
3- 6	0- 1	0- 1	NON-CONFERENCE	0- 0	0- 0	3- 4				
0- 3	0- 0	0- 0	HOME	0- 0	0- 0	0- 3				
3- 2	0- 1	0- 1	AWAY	0- 0	0- 0	3- 0				
0- 1	0- 0	0- 0	NEUTRAL	0- 0	0- 0	0- 1				
8- 13	0- 0	0- 0	CONFERENCE	0- 0	1- 3	7- 10				
5- 6	0- 0	0- 0	HOME	0- 0	1- 1	4- 5				
3- 7	0- 0	0- 0	AWAY	0- 0	0- 2	3- 5				
0- 0	0- 0	0- 0	NEUTRAL	0- 0	0- 0	0- 0				

RPI 1-25				RPI 26-50				RPI 51-100				RPI 101+ Team's RPI: 291			
RPI	S	Opponent	Score	RPI	S	Opponent	Score	RPI	S	Opponent	Score	RPI	S	Opponent	Score
24	A	Kentucky	36 91	33	A	Old Dominion	44 68					128	A	Campbell	47 63
												128	H	Campbell	58 61
												137	A	Hampton	48 62
												137	H	Hampton	72 66
												158	A	Gardner-Webb	59 71
												158	H	Gardner-Webb	49 54
												170	A	Radford	53 54
												170	H	Radford	50 56
												175	A	High Point	61 94
												175	H	High Point	69 63
												260	A	UNC Asheville	55 65
												260	H	UNC Asheville	43 50
												262	A	UNCW	75 63
												264	H	Iona	61 68
												268	H	Col. of Charleston	73 84
												272	N	Wofford	59 60
												277	A	Longwood	63 60
												277	H	Longwood	74 63
												278	A	N.C. Central	56 46
												292	A	Presbyterian	54 88
												292	H	Presbyterian	61 54
												293	H	Ga. Southern	47 91
												317	A	USC Upstate	52 38
												317	H	USC Upstate	57 60
												317	H	USC Upstate	59 66
												342	A	Western Caro.	63 60
LAST 10 Division I															
				317	H	USC Upstate	57 60					158	H	Gardner-Webb	49 54
				317	H	USC Upstate	59 66					128	H	Campbell	58 61
				292	A	Presbyterian	54 88					260	A	UNC Asheville	55 65
				170	H	Radford	50 56					137	A	Hampton	48 62
				277	A	Longwood	63 60					343	H	Charleston So.	56 46

Non-Div I Games:

Winthrop

■ Loss,
 ■ Non-Conf,
 ■ S Site,
 ■ Home
 ■ A Away
 N Neutral

W
i
n
t
h
r
o
p

Winthrop
RPI S Opponent Score

Through Games Of March 12, 2020

RPI	S	Opponent	Score	
343	A	Charleston So.	58	53
343	H	Charleston So.	56	46

W
i
n
t
h
r
o
p

Winthrop

Average RPI Win:	207	WON-LOST	WINNING	LAST 10	STRENGTH OF	OPP. STRENGTH	TEAM	ADJ.	CONF.	ADJ CONF.
Average RPI Loss:	48	RECORD	PCT. RANK	GAMES	SCHEDULE	OF SCHEDULE	RPI	RPI	RPI	RPI
DIV. I ONLY	12- 19	240	2-8	46	52	150	150	2	2	
DIV. I NON-CONF.	8- 3	68	0	156	244	82	82	1	1	
TOTALS	RPI 1-25	RPI 26-50	W-L RECORDS	RPI 51-100	RPI 101-150	RPI 150+				
12- 19	0- 6	0- 7	OVERALL	2- 5	1- 1	9- 0				
7- 8	0- 3	0- 3	HOME	0- 2	1- 0	6- 0				
3- 9	0- 3	0- 2	AWAY	1- 3	0- 1	2- 0				
2- 2	0- 0	0- 2	NEUTRAL	1- 0	0- 0	1- 0				
8- 3	0- 0	0- 1	NON-CONFERENCE	1- 2	1- 0	6- 0				
6- 0	0- 0	0- 0	HOME	0- 0	1- 0	5- 0				
1- 2	0- 0	0- 0	AWAY	0- 2	0- 0	1- 0				
1- 1	0- 0	0- 1	NEUTRAL	1- 0	0- 0	0- 0				
4- 16	0- 6	0- 6	CONFERENCE	1- 3	0- 1	3- 0				
1- 8	0- 3	0- 3	HOME	0- 2	0- 0	1- 0				
2- 7	0- 3	0- 2	AWAY	1- 1	0- 1	1- 0				
1- 1	0- 0	0- 1	NEUTRAL	0- 0	0- 0	1- 0				

RPI	S	Opponent	Score	RPI	S	Opponent	Score	RPI	S	Opponent	Score	RPI	S	Opponent	Score	Team's RPI: 150
3	H	Maryland	56 85	30	N	Arkansas	64 68	76	N	Ball St.	67 56	102	A	Michigan St.	52 69	
11	H	Northwestern	66 82	34	H	Michigan	56 68	79	A	Georgia Tech	41 60	119	H	North Florida	75 62	
14	A	Indiana	65 75	45	A	Purdue	61 72	89	A	Nebraska	50 65	200	H	Eastern Ill.	63 55	
15	A	Iowa	71 97	45	H	Purdue	59 62	89	H	Nebraska	71 72	202	A	Illinois	73 64	
15	H	Iowa	78 85	47	A	Rutgers	43 63	91	A	Minnesota	72 62	202	N	Illinois	71 55	
17	A	Ohio St.	74 82	47	H	Rutgers	61 64	91	H	Minnesota	64 73	217	H	Penn St.	71 65	
				47	N	Rutgers	55 63	95	A	Colorado	57 74	220	H	Milwaukee	71 40	
												257	A	North Dakota St.	64 63	
												272	H	Wofford	78 65	
												306	H	Prairie View	68 42	
												325	H	Alabama St.	85 67	
LAST 10 Division I																
				47	N	Rutgers	55 63	15	A	Iowa	71 97					
				202	N	Illinois	71 55	45	H	Purdue	59 62					
				47	A	Rutgers	43 63	17	A	Ohio St.	74 82					
				11	H	Northwestern	66 82	91	H	Minnesota	64 73					
				3	H	Maryland	56 85	202	A	Illinois	73 64					

Non-Div I Games:

Wisconsin

■ Loss,
■ Non-Conf,
■ S Site,
■ H Home
■ A Away
N Neutral

Average RPI Win: 266	WON-LOST	WINNING	LAST 10	STRENGTH OF	OPP. STRENGTH	TEAM	ADJ.	CONF.	ADJ CONF.
Average RPI Loss: 186	RECORD	PCT. RANK	GAMES	SCHEDULE	OF SCHEDULE	RPI	RPI	RPI	RPI
DIV. I ONLY	12- 15	210	5-5	304	284	272	272	27	27
DIV. I NON-CONF.	4- 8	235	0	228	304	287	287	21	21
TOTALS	RPI 1-25	RPI 26-50	W-L RECORDS	RPI 51-100	RPI 101-150	RPI 150+			
12- 15	0- 0	0- 0	OVERALL	0- 1	1- 4	11- 10			
8- 5	0- 0	0- 0	HOME	0- 1	1- 0	7- 4			
3- 9	0- 0	0- 0	AWAY	0- 0	0- 4	3- 5			
1- 1	0- 0	0- 0	NEUTRAL	0- 0	0- 0	1- 1			
4- 8	0- 0	0- 0	NON-CONFERENCE	0- 1	0- 3	4- 4			
3- 3	0- 0	0- 0	HOME	0- 1	0- 0	3- 2			
0- 5	0- 0	0- 0	AWAY	0- 0	0- 3	0- 2			
1- 0	0- 0	0- 0	NEUTRAL	0- 0	0- 0	1- 0			
8- 7	0- 0	0- 0	CONFERENCE	0- 0	1- 1	7- 6			
5- 2	0- 0	0- 0	HOME	0- 0	1- 0	4- 2			
3- 4	0- 0	0- 0	AWAY	0- 0	0- 1	3- 3			
0- 1	0- 0	0- 0	NEUTRAL	0- 0	0- 0	0- 1			

RPI S	Opponent	Score	RPI S	Opponent	Score	RPI S	Opponent	Score	RPI S	Opponent	Score	Team's RPI: 272
						98 H	Coastal Caro.	73 78	114 A	Auburn	82 84	
									132 A	Kansas	64 83	
									141 A	UNC Greensboro	45 49	
									141 H	UNC Greensboro	66 61	
									150 A	Wisconsin	65 78	
									152 A	Samford	69 63	
									152 H	Samford	58 74	
									158 A	Gardner-Webb	53 67	
									185 A	Northern Ky.	72 80	
									196 A	Furman	56 62	
									196 H	Furman	66 62	
									196 N	Furman	54 68	
									207 A	Chattanooga	76 80	
									207 H	Chattanooga	49 51	
									228 H	Appalachian St.	51 54	
									260 H	UNC Asheville	75 38	
									277 H	Longwood	79 76	
									289 A	ETSU	76 47	
									289 H	ETSU	86 62	
									291 N	Winthrop	60 59	
									292 H	Presbyterian	67 60	
									293 H	Ga. Southern	57 70	
									326 A	Mercer	53 54	
									326 H	Mercer	77 49	
									342 A	Western Caro.	65 58	
									342 H	Western Caro.	76 63	
LAST 10 Division I												
			196 N	Furman	54 68		289 H	ETSU	86 62			
			196 A	Furman	56 62		152 A	Samford	69 63			
			342 A	Western Caro.	65 58		326 A	Mercer	53 54			
			141 A	UNC Greensboro	45 49		196 H	Furman	66 62			
			207 H	Chattanooga	49 51		141 H	UNC Greensboro	66 61			

Non-Div I Games: Brevard 82 34 Erskine 100 38 UNKNOWN 89 38

Wofford

Loss, Non-Conf, S Site, H Home A Away N Neutral

Average RPI Win:	259	WON-LOST	WINNING	LAST 10	STRENGTH OF	OPP. STRENGTH	TEAM	ADJ.	CONF.	ADJ CONF.
Average RPI Loss:	131	RECORD	PCT. RANK	GAMES	SCHEDULE	OF SCHEDULE	RPI	RPI	RPI	RPI
DIV. I ONLY	18- 12	116	7-3	258	233	171	171	22	22	
DIV. I NON-CONF.	4- 6	212	0	214	67	195	195	22	22	
TOTALS	RPI 1-25	RPI 26-50	W-L RECORDS	RPI 51-100	RPI 101-150	RPI 150+				
18- 12	0- 0	0- 2	OVERALL	0- 3	1- 3	17- 4				
8- 5	0- 0	0- 0	HOME	0- 2	0- 1	8- 2				
9- 5	0- 0	0- 2	AWAY	0- 1	1- 1	8- 1				
1- 2	0- 0	0- 0	NEUTRAL	0- 0	0- 1	1- 1				
4- 6	0- 0	0- 2	NON-CONFERENCE	0- 1	0- 2	4- 1				
1- 1	0- 0	0- 0	HOME	0- 1	0- 0	1- 0				
2- 3	0- 0	0- 2	AWAY	0- 0	0- 1	2- 0				
1- 2	0- 0	0- 0	NEUTRAL	0- 0	0- 1	1- 1				
14- 6	0- 0	0- 0	CONFERENCE	0- 2	1- 1	13- 3				
7- 4	0- 0	0- 0	HOME	0- 1	0- 1	7- 2				
7- 2	0- 0	0- 0	AWAY	0- 1	1- 0	6- 1				
0- 0	0- 0	0- 0	NEUTRAL	0- 0	0- 0	0- 0				

RPI S	Opponent	Score	RPI S	Opponent	Score	RPI S	Opponent	Score	RPI S	Opponent	Score	Team's RPI: 171
37	A UCF	53 69	59	A IUPUI	60 80	112	A UT Arlington	62 68				
41	A Iowa St.	71 79	59	H IUPUI	58 62	113	A Green Bay	70 58				
			85	H Abilene Christian	64 83	113	H Green Bay	59 68				
						132	N Kansas	63 74				
						185	A Northern Ky.	63 55				
						185	H Northern Ky.	79 69				
						190	A Cleveland St.	75 73				
						190	H Cleveland St.	78 62				
						190	H Cleveland St.	52 63				
						220	A Milwaukee	58 60				
						220	H Milwaukee	67 77				
						233	A SMU	69 61				
						238	H CSU Bakersfield	65 60				
						259	A Youngstown St.	67 54				
						259	H Youngstown St.	91 41				
						270	A Xavier	86 74				
						279	N Loyola Maryland	66 51				
						290	A Oakland	77 60				
						290	H Oakland	85 66				
						300	N St. Bonaventure	56 57				
						333	A Detroit Mercy	66 58				
						333	H Detroit Mercy	67 61				
						341	A UIC	58 43				
						341	H UIC	83 47				
						341	H UIC	79 55				
LAST 10 Division I												
190	H Cleveland St.	52 63	341	H UIC	79 55							
341	H UIC	83 47	59	H IUPUI	58 62							
333	A Detroit Mercy	66 58	190	A Cleveland St.	75 73							
290	A Oakland	77 60	259	A Youngstown St.	67 54							
185	H Northern Ky.	79 69	220	H Milwaukee	67 77							

Non-Div I Games: Marian (IN) 64 60

Wright St.

■ Loss,
 ■ Non-Conf,
 ■ S Site,
 ■ H Home
 ■ A Away
 N Neutral

Wyoming

Through Games Of March 12, 2020

Average RPI Win:	233	WON-LOST	WINNING	LAST 10	STRENGTH OF	OPP. STRENGTH	TEAM	ADJ.	CONF.	ADJ CONF.
Average RPI Loss:	155	RECORD	PCT. RANK	GAMES	SCHEDULE	OF SCHEDULE	RPI	RPI	RPI	RPI
DIV. I ONLY	16- 12	131	7-3	214	200	166	166	17	17	
DIV. I NON-CONF.	3- 5	224	0	222	214	266	266	20	20	
TOTALS	RPI 1-25	RPI 26-50	W-L RECORDS	RPI 51-100	RPI 101-150	RPI 150+				
16- 12	0- 1	0- 0	OVERALL	2- 5	1- 0	13- 6				
9- 5	0- 1	0- 0	HOME	2- 1	1- 0	6- 3				
6- 6	0- 0	0- 0	AWAY	0- 3	0- 0	6- 3				
1- 1	0- 0	0- 0	NEUTRAL	0- 1	0- 0	1- 0				
3- 5	0- 1	0- 0	NON-CONFERENCE	0- 2	0- 0	3- 2				
2- 3	0- 1	0- 0	HOME	0- 1	0- 0	2- 1				
1- 2	0- 0	0- 0	AWAY	0- 1	0- 0	1- 1				
0- 0	0- 0	0- 0	NEUTRAL	0- 0	0- 0	0- 0				
13- 7	0- 0	0- 0	CONFERENCE	2- 3	1- 0	10- 4				
7- 2	0- 0	0- 0	HOME	2- 0	1- 0	4- 2				
5- 4	0- 0	0- 0	AWAY	0- 2	0- 0	5- 2				
1- 1	0- 0	0- 0	NEUTRAL	0- 1	0- 0	1- 0				

RPI 1-25				RPI 26-50				RPI 51-100				RPI 101+ Team's RPI: 166			
RPI	S	Opponent	Score	RPI	S	Opponent	Score	RPI	S	Opponent	Score	RPI	S	Opponent	Score
12	H	Gonzaga	54 65					64	A	Fresno St.	59 89	146	H	San Jose St.	80 45
								64	H	Fresno St.	64 55	201	H	Saint Mary's (CA)	69 67
								71	A	South Dakota St.	40 67	219	A	UNLV	53 65
								83	A	Boise St.	48 67	226	H	Northern Colo.	44 46
								83	H	Boise St.	73 68	230	A	New Mexico	73 66
								83	N	Boise St.	71 79	230	H	New Mexico	71 74
								95	H	Colorado	56 66	236	A	Nevada	84 79
												236	H	Nevada	83 59
												243	A	Denver	57 71
												244	A	San Diego St.	60 67
												244	H	San Diego St.	81 67
												257	A	North Dakota St.	66 57
												271	A	Air Force	65 63
												271	H	Air Force	68 52
												280	A	Utah St.	65 54
												280	H	Utah St.	64 45
												280	N	Utah St.	64 59
												295	A	Colorado St.	43 40
												295	H	Colorado St.	49 56
												351	H	Mississippi Val.	95 22
LAST 10 Division I															
				83	N	Boise St.	71 79	280	H	Utah St.	64 45				
				280	N	Utah St.	64 59	295	A	Colorado St.	43 40				
				64	H	Fresno St.	64 55	230	H	New Mexico	71 74				
				236	A	Nevada	84 79	83	A	Boise St.	48 67				
				271	H	Air Force	68 52	146	H	San Jose St.	80 45				

Non-Div I Games: Colo. Christian 70 31

Wyoming

■ Loss,
 ■ Non-Conf,
 ■ S Site,
 ■ H Home
 ■ A Away
 N Neutral

Average RPI Win:	183	WON-LOST	WINNING	LAST 10	STRENGTH OF	OPP. STRENGTH	TEAM	ADJ.	CONF.	ADJ CONF.
Average RPI Loss:	92	RECORD	PCT. RANK	GAMES	SCHEDULE	OF SCHEDULE	RPI	RPI	RPI	RPI
DIV. I ONLY	3- 27	341	1-9	35	76	270	270	6	6	
DIV. I NON-CONF.	1- 10	329	0	31	138	258	258	6	6	
TOTALS	RPI 1-25	RPI 26-50	W-L RECORDS	RPI 51-100	RPI 101-150	RPI 150+				
3- 27	0- 5	0- 0	OVERALL	0- 13	1- 5	2- 4				
2- 12	0- 2	0- 0	HOME	0- 6	1- 1	1- 3				
1- 12	0- 2	0- 0	AWAY	0- 6	0- 3	1- 1				
0- 3	0- 1	0- 0	NEUTRAL	0- 1	0- 1	0- 0				
1- 10	0- 1	0- 0	NON-CONFERENCE	0- 4	1- 3	0- 2				
1- 4	0- 0	0- 0	HOME	0- 2	1- 0	0- 2				
0- 4	0- 0	0- 0	AWAY	0- 2	0- 2	0- 0				
0- 2	0- 1	0- 0	NEUTRAL	0- 0	0- 1	0- 0				
2- 17	0- 4	0- 0	CONFERENCE	0- 9	0- 2	2- 2				
1- 8	0- 2	0- 0	HOME	0- 4	0- 1	1- 1				
1- 8	0- 2	0- 0	AWAY	0- 4	0- 1	1- 1				
0- 1	0- 0	0- 0	NEUTRAL	0- 1	0- 0	0- 0				

RPI S	Opponent	Score	RPI S	Opponent	Score	RPI S	Opponent	Score	RPI S	Opponent	Score	Team's RPI: 270
11 N	Northwestern	59 79				51 A	Creighton	55 62	101 A	Butler	61 63	
18 A	DePaul	65 97				51 H	Creighton	62 76	101 H	Butler	70 78	
18 H	DePaul	68 91				58 A	St. John's (NY)	37 74	106 H	Utah	70 63	
23 A	Marquette	48 61				58 H	St. John's (NY)	67 75	110 A	Robert Morris	57 71	
23 H	Marquette	60 80				61 H	Cincinnati	78 85	116 A	Temple	65 78	
						63 A	Seton Hall	59 69	138 N	Florida	64 67	
						63 H	Seton Hall	61 83	171 H	Wright St.	74 86	
						76 A	Ball St.	49 70	187 A	Providence	48 60	
						84 A	Villanova	54 66	187 H	Providence	61 42	
						84 H	Villanova	54 55	256 A	Georgetown	85 64	
						84 N	Villanova	56 64	256 H	Georgetown	50 63	
						93 A	Rider	57 64	296 H	Eastern Ky.	55 56	
						95 H	Colorado	53 62				
LAST 10 Division I												
84 N	Villanova	56 64	18 A	DePaul	65 97							
58 A	St. John's (NY)	37 74	23 A	Marquette	48 61							
63 A	Seton Hall	59 69	256 H	Georgetown	50 63							
51 H	Creighton	62 76	84 H	Villanova	54 55							
187 H	Providence	61 42	101 A	Butler	61 63							

Non-Div I Games:

Xavier

■ Loss,
 ■ Non-Conf,
 ■ S Site,
 ■ H Home
 ■ A Away
 N Neutral

Average RPI Win:	190	WON-LOST	WINNING	LAST 10	STRENGTH OF	OPP. STRENGTH	TEAM	ADJ.	CONF.	ADJ CONF.
Average RPI Loss:	64	RECORD	PCT. RANK	GAMES	SCHEDULE	OF SCHEDULE	RPI	RPI	RPI	RPI
DIV. I ONLY	19- 8	58	5-5	81	126	52	52	7	7	
DIV. I NON-CONF.	10- 3	57	0	160	222	63	63	8	8	
TOTALS	RPI 1-25	RPI 26-50	W-L RECORDS	RPI 51-100	RPI 101-150	RPI 150+				
19- 8	0- 3	0- 0	OVERALL	2- 2	4- 3	13- 0				
9- 4	0- 1	0- 0	HOME	0- 2	1- 1	8- 0				
9- 4	0- 2	0- 0	AWAY	1- 0	3- 2	5- 0				
1- 0	0- 0	0- 0	NEUTRAL	1- 0	0- 0	0- 0				
10- 3	0- 1	0- 0	NON-CONFERENCE	1- 1	2- 1	7- 0				
5- 1	0- 0	0- 0	HOME	0- 1	0- 0	5- 0				
4- 2	0- 1	0- 0	AWAY	0- 0	2- 1	2- 0				
1- 0	0- 0	0- 0	NEUTRAL	1- 0	0- 0	0- 0				
9- 5	0- 2	0- 0	CONFERENCE	1- 1	2- 2	6- 0				
4- 3	0- 1	0- 0	HOME	0- 1	1- 1	3- 0				
5- 2	0- 1	0- 0	AWAY	1- 0	1- 1	3- 0				
0- 0	0- 0	0- 0	NEUTRAL	0- 0	0- 0	0- 0				

RPI	S	Opponent	Score	RPI	S	Opponent	Score	RPI	S	Opponent	Score	RPI	S	Opponent	Score
9	A	Princeton	49 64					56	A	Penn	71 54	118	A	Columbia	85 60
9	H	Princeton	39 55					56	H	Penn	51 53	118	H	Columbia	65 74
13	A	UCLA	65 100					58	H	St. John's (NY)	66 80	121	A	Harvard	57 66
								64	N	Fresno St.	87 67	121	H	Harvard	60 58
												126	A	Colgate	67 70
												144	A	Northeastern	78 63
												147	A	North Carolina	66 63
												167	A	Dartmouth	67 47
												167	H	Dartmouth	60 42
												179	H	Quinnipiac	63 59
												187	H	Providence	82 79
												191	A	Cornell	74 67
												191	H	Cornell	65 51
												213	A	UMass Lowell	67 59
												224	A	Brown	73 40
												224	H	Brown	79 72
												286	H	Sacred Heart	87 40
												298	A	LMU (CA)	81 65
												303	H	Wagner	87 68
												326	H	Mercer	68 60
LAST 10 Division I															
121	H	Harvard	60 58	191	H	Cornell	65 51								
167	H	Dartmouth	60 42	56	H	Penn	51 53								
9	A	Princeton	49 64	9	H	Princeton	39 55								
56	A	Penn	71 54	167	A	Dartmouth	67 47								
118	H	Columbia	65 74	121	A	Harvard	57 66								

Non-Div I Games:

Yale

■ Loss,
 ■ Non-Conf,
 ■ S Site,
 ■ H Home
 ■ A Away
 N Neutral

Average RPI Win:	265	WON-LOST	WINNING	LAST 10	STRENGTH OF	OPP. STRENGTH	TEAM	ADJ.	CONF.	ADJ CONF.
Average RPI Loss:	168	RECORD	PCT. RANK	GAMES	SCHEDULE	OF SCHEDULE	RPI	RPI	RPI	RPI
DIV. I ONLY	11- 17	236	2-8	239	282	259	259	22	22	
DIV. I NON-CONF.	5- 4	140	0	204	256	149	149	22	22	
TOTALS	RPI 1-25	RPI 26-50	W-L RECORDS	RPI 51-100	RPI 101-150	RPI 150+				
11- 17	0- 1	0- 0	OVERALL	1- 2	0- 3	10- 11				
7- 6	0- 0	0- 0	HOME	1- 1	0- 1	6- 4				
4- 11	0- 1	0- 0	AWAY	0- 1	0- 2	4- 7				
0- 0	0- 0	0- 0	NEUTRAL	0- 0	0- 0	0- 0				
5- 4	0- 1	0- 0	NON-CONFERENCE	0- 1	0- 1	5- 1				
3- 1	0- 0	0- 0	HOME	0- 1	0- 0	3- 0				
2- 3	0- 1	0- 0	AWAY	0- 0	0- 1	2- 1				
0- 0	0- 0	0- 0	NEUTRAL	0- 0	0- 0	0- 0				
6- 13	0- 0	0- 0	CONFERENCE	1- 1	0- 2	5- 10				
4- 5	0- 0	0- 0	HOME	1- 0	0- 1	3- 4				
2- 8	0- 0	0- 0	AWAY	0- 1	0- 1	2- 6				
0- 0	0- 0	0- 0	NEUTRAL	0- 0	0- 0	0- 0				

RPI S	Opponent	Score	RPI S	Opponent	Score	RPI S	Opponent	Score	RPI S	Opponent	Score	Team's RPI: 259
14	A Indiana	56 93				59	A IUPUI	69 77	110	A Robert Morris	43 58	
						59	H IUPUI	75 73	113	A Green Bay	51 71	
						96	H Kent St.	73 82	113	H Green Bay	63 70	
									160	H Eastern Mich.	79 77	
									171	A Wright St.	41 91	
									171	H Wright St.	54 67	
									183	A Akron	62 91	
									185	A Northern Ky.	56 75	
									185	H Northern Ky.	55 59	
									190	A Cleveland St.	48 84	
									190	A Cleveland St.	52 60	
									190	H Cleveland St.	84 72	
									220	A Milwaukee	54 59	
									220	H Milwaukee	62 74	
									274	A Saint Francis (PA)	56 46	
									290	A Oakland	79 74	
									290	H Oakland	73 86	
									296	A Eastern Ky.	72 63	
									303	H Wagner	64 42	
									333	A Detroit Mercy	62 47	
									333	H Detroit Mercy	72 66	
									340	H Canisius	87 59	
									341	A UIC	53 59	
									341	H UIC	77 65	
LAST 10 Division I												
190	A Cleveland St.	48 84	190	H Cleveland St.	84 72							
113	A Green Bay	51 71	185	H Northern Ky.	55 59							
220	A Milwaukee	54 59	171	H Wright St.	54 67							
290	H Oakland	73 86	59	A IUPUI	69 77							
333	H Detroit Mercy	72 66	341	A UIC	53 59							

Non-Div I Games: Lake Erie 83 48 Muskingum 92 46

Youngstown St.

Loss, Non-Conf, S Site, H Home A Away N Neutral