

Average RPI Win:	257	WON-LOST	WINNING	LAST 10	STRENGTH OF	OPP. STRENGTH	TEAM	ADJ.	CONF.	ADJ CONF.
Average RPI Loss:	188	RECORD	PCT. RANK	GAMES	SCHEDULE	OF SCHEDULE	RPI	RPI	RPI	RPI
DIV. I ONLY	10- 15	226	0- 1	275	297	274	274	25	25	
DIV. I NON-CONF.	2- 5	264	0- 0	185	288	265	265	23	23	
TOTALS	RPI 1-25	RPI 26-50	W-L RECORDS	RPI 51-100	RPI 101-150	RPI 150+				
10- 15	0- 0	0- 0	OVERALL	1- 2	0- 4	9- 9				
6- 6	0- 0	0- 0	HOME	1- 1	0- 2	5- 3				
3- 8	0- 0	0- 0	AWAY	0- 1	0- 2	3- 5				
1- 1	0- 0	0- 0	NEUTRAL	0- 0	0- 0	1- 1				
2- 5	0- 0	0- 0	NON-CONFERENCE	0- 0	0- 2	2- 3				
0- 3	0- 0	0- 0	HOME	0- 0	0- 1	0- 2				
1- 1	0- 0	0- 0	AWAY	0- 0	0- 1	1- 0				
1- 1	0- 0	0- 0	NEUTRAL	0- 0	0- 0	1- 1				
8- 10	0- 0	0- 0	CONFERENCE	1- 2	0- 2	7- 6				
6- 3	0- 0	0- 0	HOME	1- 1	0- 1	5- 1				
2- 7	0- 0	0- 0	AWAY	0- 1	0- 1	2- 5				
0- 0	0- 0	0- 0	NEUTRAL	0- 0	0- 0	0- 0				

RPI 1-25			RPI 26-50			RPI 51-100			RPI 101+			Team's RPI: 274					
RPI	S	Opponent	Score	RPI	S	Opponent	Score	RPI	S	Opponent	Score	RPI	S	Opponent	Score		
								53	A	Lamar University	58	76	133	H	New Mexico St.	65	67
								53	H	Lamar University	47	72	141	A	Texas Tech	61	78
								63	H	SFA	46	44	145	A	Abilene Christian	55	72
													145	H	Abilene Christian	68	72
													157	A	Nicholls St.	55	85
													162	H	Texas St.	53	60
													172	A	Sam Houston St.	59	61
													172	H	Sam Houston St.	76	61
													186	N	Prairie View	59	67
													229	A	UTRGV	59	49
													229	H	UTRGV	57	70
													270	N	Louisiana	64	63
													282	A	New Orleans	54	56
													282	H	New Orleans	57	51
													286	A	Central Ark.	73	65
													308	A	Incarnate Word	72	77
													308	H	Incarnate Word	57	49
													312	H	McNeese	62	51
													315	H	Northwestern St.	79	55
													322	A	Southeastern La.	45	56
													332	A	Houston Baptist	70	56
													332	H	Houston Baptist	56	74
LAST 12 Division I GAMES:																	
				332	H	Houston Baptist	56	74					282	A	New Orleans	54	56
				312	H	McNeese	62	51					172	A	Sam Houston St.	59	61
				308	A	Incarnate Word	72	77					308	H	Incarnate Word	57	49
				145	A	Abilene Christian	55	72					322	A	Southeastern La.	45	56
				53	H	Lamar University	47	72					332	A	Houston Baptist	70	56
				63	H	SFA	46	44					145	H	Abilene Christian	68	72

Non-Div I Games: UNKNOWN 78 40 Schreiner 64 34 Tex. A&M Int'l 84 36 Texas Lutheran 73 49 A&M-Corpus Christi

Loss, Non-Conf, S Site, H Home A Away N Neutral

Average RPI Win:	266	WON-LOST	WINNING	LAST 10	STRENGTH OF	OPP. STRENGTH	TEAM	ADJ.	CONF.	ADJ CONF.
Average RPI Loss:	122	RECORD	PCT. RANK	GAMES	SCHEDULE	OF SCHEDULE	RPI	RPI	RPI	RPI
DIV. I ONLY	16- 9	100	1- 0	255	278	145	145	25	25	
DIV. I NON-CONF.	3- 4	199	0- 0	93	154	113	113	23	23	
TOTALS	RPI 1-25	RPI 26-50	W-L RECORDS	RPI 51-100	RPI 101-150	RPI 150+				
16- 9	0- 0	0- 0	OVERALL	0- 5	1- 1	15- 3				
6- 4	0- 0	0- 0	HOME	0- 3	0- 0	6- 1				
9- 5	0- 0	0- 0	AWAY	0- 2	1- 1	8- 2				
1- 0	0- 0	0- 0	NEUTRAL	0- 0	0- 0	1- 0				
3- 4	0- 0	0- 0	NON-CONFERENCE	0- 2	1- 1	2- 1				
0- 1	0- 0	0- 0	HOME	0- 1	0- 0	0- 0				
2- 3	0- 0	0- 0	AWAY	0- 1	1- 1	1- 1				
1- 0	0- 0	0- 0	NEUTRAL	0- 0	0- 0	1- 0				
13- 5	0- 0	0- 0	CONFERENCE	0- 3	0- 0	13- 2				
6- 3	0- 0	0- 0	HOME	0- 2	0- 0	6- 1				
7- 2	0- 0	0- 0	AWAY	0- 1	0- 0	7- 1				
0- 0	0- 0	0- 0	NEUTRAL	0- 0	0- 0	0- 0				

RPI 1-25			RPI 26-50			RPI 51-100			RPI 101+			Team's RPI: 145
RPI	S	Opponent	Score	RPI	S	Opponent	Score	RPI	S	Opponent	Score	
						53	H Lamar University	60	63	133	A New Mexico St.	58 46
						62	A FGCU	65	81	141	A Texas Tech	54 105
						63	A SFA	48	65	157	H Nicholls St.	76 66
						63	H SFA	55	71	159	A Tulsa	63 75
						65	H Arkansas	68	80	172	A Sam Houston St.	91 79
										172	H Sam Houston St.	63 72
										228	N Texas Southern	81 39
										267	A UTEP	70 69
										274	A A&M-Corpus Christi	72 68
										274	H A&M-Corpus Christi	72 55
										282	A New Orleans	59 52
										286	A Central Ark.	67 65
										286	H Central Ark.	77 70
										308	A Incarnate Word	71 50
										308	H Incarnate Word	102 53
										312	H McNeese	109 52
										315	A Northwestern St.	72 63
										322	A Southeastern La.	71 74
										322	H Southeastern La.	86 66
										332	A Houston Baptist	72 62
LAST 12 Division I GAMES:												
308	H	Incarnate Word	102 53	157	H	Nicholls St.	76 66					
63	A	SFA	48 65	172	H	Sam Houston St.	63 72					
286	A	Central Ark.	67 65	53	H	Lamar University	60 63					
274	H	A&M-Corpus Christi	72 55	274	A	A&M-Corpus Christi	72 68					
322	H	Southeastern La.	86 66	286	H	Central Ark.	77 70					
308	A	Incarnate Word	71 50	63	H	SFA	55 71					

Non-Div I Games: Eastern N.M. 78 46 Southwest (NM) 90 47 Howard Payne 98 43 Schreiner 90 43 Abilene Christian

Air Force

Through Games Of March 12, 2019

Average RPI Win:	255	WON-LOST	WINNING	LAST 10	STRENGTH OF	OPP. STRENGTH	TEAM	ADJ.	CONF.	ADJ CONF.
Average RPI Loss:	155	RECORD	PCT. RANK	GAMES	SCHEDULE	OF SCHEDULE	RPI	RPI	RPI	RPI
DIV. I ONLY	7- 22	302	0- 1	195	179	296	296	15	15	
DIV. I NON-CONF.	3- 7	256	0- 0	137	278	235	235	12	12	
TOTALS	RPI 1-25	RPI 26-50	W-L RECORDS	RPI 51-100	RPI 101-150	RPI 150+				
7- 22	0- 1	0- 2	OVERALL	0- 3	1- 3	6- 13				
6- 7	0- 0	0- 1	HOME	0- 1	1- 1	5- 4				
1- 14	0- 1	0- 1	AWAY	0- 2	0- 2	1- 8				
0- 1	0- 0	0- 0	NEUTRAL	0- 0	0- 0	0- 1				
3- 7	0- 1	0- 0	NON-CONFERENCE	0- 0	1- 2	2- 4				
2- 2	0- 0	0- 0	HOME	0- 0	1- 0	1- 2				
1- 5	0- 1	0- 0	AWAY	0- 0	0- 2	1- 2				
0- 0	0- 0	0- 0	NEUTRAL	0- 0	0- 0	0- 0				
4- 15	0- 0	0- 2	CONFERENCE	0- 3	0- 1	4- 9				
4- 5	0- 0	0- 1	HOME	0- 1	0- 1	4- 2				
0- 9	0- 0	0- 1	AWAY	0- 2	0- 0	0- 6				
0- 1	0- 0	0- 0	NEUTRAL	0- 0	0- 0	0- 1				

RPI 1-25			RPI 26-50			RPI 51-100			RPI 101+ Team's RPI: 296		
RPI	S	Opponent	Score	RPI	S	Opponent	Score	RPI	S	Opponent	Score
5	A	Oregon	36 82	42	A	Boise St.	48 79	54	A	New Mexico	57 78
				42	H	Boise St.	60 80	56	A	Wyoming	60 80
								56	H	Wyoming	56 59
LAST 12 Division I GAMES:											
204	N	San Diego St.	55 63	179	A	Utah St.	55 64	101	A	Northeastern	41 54
42	H	Boise St.	60 80	202	H	UNLV	47 62	107	A	Minnesota	50 67
245	A	Nevada	54 79	56	A	Wyoming	60 80	118	H	Fresno St.	70 77
56	H	Wyoming	56 59	279	A	Colorado St.	48 55	121	H	Northern Colo.	69 57
299	A	San Jose St.	60 73	204	H	San Diego St.	75 66	165	A	Denver	66 92
118	H	Fresno St.	70 77	299	H	San Jose St.	88 77	179	A	Utah St.	55 64
				299	A	Army West Point	71 60	179	H	Utah St.	44 48
				299	A	San Jose St.	60 73	192	A	Portland	60 79
				344	H	Fairleigh Dickinson	85 37	202	A	UNLV	56 66
								202	H	UNLV	47 62
								204	A	San Diego St.	61 70
								204	H	San Diego St.	75 66
								204	N	San Diego St.	55 63
								227	H	George Mason	71 78
								245	A	Nevada	54 79
								245	H	Nevada	79 74
								255	H	Navy	47 54
								279	A	Colorado St.	48 55
								279	H	Colorado St.	63 48

Non-Div I Games: Western St. 72 54

Air Force

■ Loss,
 ■ Non-Conf,
 ■ S Site,
 ■ Home
 ■ A Away
 N Neutral

Average RPI Win: 228	WON-LOST	WINNING	LAST 10	STRENGTH OF	OPP. STRENGTH	TEAM	ADJ.	CONF.	ADJ CONF.
Average RPI Loss: 92	RECORD	PCT. RANK	GAMES	SCHEDULE	OF SCHEDULE	RPI	RPI	RPI	RPI
DIV. I ONLY	15- 14	164	0- 1	147	124	163	163	8	8
DIV. I NON-CONF.	8- 2	52	0- 0	306	311	144	144	9	9
TOTALS	RPI 1-25	RPI 26-50	W-L RECORDS	RPI 51-100	RPI 101-150	RPI 150+			
15- 14	0- 0	1- 6	OVERALL	1- 3	0- 2	13- 3			
8- 6	0- 0	1- 2	HOME	1- 2	0- 0	6- 2			
3- 8	0- 0	0- 4	AWAY	0- 1	0- 2	3- 1			
4- 0	0- 0	0- 0	NEUTRAL	0- 0	0- 0	4- 0			
8- 2	0- 0	0- 0	NON-CONFERENCE	0- 1	0- 1	8- 0			
3- 1	0- 0	0- 0	HOME	0- 1	0- 0	3- 0			
1- 1	0- 0	0- 0	AWAY	0- 0	0- 1	1- 0			
4- 0	0- 0	0- 0	NEUTRAL	0- 0	0- 0	4- 0			
7- 12	0- 0	1- 6	CONFERENCE	1- 2	0- 1	5- 3			
5- 5	0- 0	1- 2	HOME	1- 1	0- 0	3- 2			
2- 7	0- 0	0- 4	AWAY	0- 1	0- 1	2- 1			
0- 0	0- 0	0- 0	NEUTRAL	0- 0	0- 0	0- 0			

RPI S	Opponent	Score	RPI S	Opponent	Score	RPI S	Opponent	Score	RPI S	Opponent	Score	Team's RPI: 163
			27 A	Central Mich.	71 94	74 H	Butler	47 63	122 A	Youngstown St.	61 72	
			34 A	Ohio	70 92	75 H	Toledo	70 64	124 A	Northern Ill.	59 70	
			34 H	Ohio	71 81	77 A	Kent St.	58 73	194 A	Eastern Mich.	60 67	
			37 A	Buffalo	72 91	77 H	Kent St.	55 65	194 H	Eastern Mich.	59 61	
			37 H	Buffalo	70 59				194 H	Eastern Mich.	60 72	
			47 A	Miami (OH)	49 66				197 A	N.C. A&T	49 36	
			47 H	Miami (OH)	61 67				211 A	Bowling Green	83 73	
									211 H	Bowling Green	74 71	
									215 H	Ball St.	91 61	
									244 N	Northern Ky.	77 60	
									249 N	Jackson St.	74 57	
									260 H	St. Bonaventure	67 58	
									262 A	Western Mich.	72 59	
									262 H	Western Mich.	69 62	
									267 N	UTEP	64 57	
									287 H	Canisius	62 53	
									309 N	Oakland	85 65	
									333 H	Eastern Ky.	63 54	
LAST 12 Division I GAMES:												
194 H	Eastern Mich.	59 61	194 A	Eastern Mich.	60 67							
47 A	Miami (OH)	49 66	47 H	Miami (OH)	61 67							
77 H	Kent St.	55 65	215 H	Ball St.	91 61							
34 H	Ohio	71 81	262 H	Western Mich.	69 62							
211 A	Bowling Green	83 73	34 A	Ohio	70 92							
37 H	Buffalo	70 59	77 A	Kent St.	58 73							

Non-Div I Games: Malone 63 44

Akron

■ Loss,
 ■ Non-Conf,
 ■ S Site,
 ■ H Home
 ■ A Away
 N Neutral

Alabama

Through Games Of March 12, 2019

Average RPI Win:	187	WON-LOST	WINNING	LAST 10	STRENGTH OF	OPP. STRENGTH	TEAM	ADJ.	CONF.	ADJ CONF.
Average RPI Loss:	75	RECORD	PCT. RANK	GAMES	SCHEDULE	OF SCHEDULE	RPI	RPI	RPI	RPI
DIV. I ONLY	14- 17	204	1- 1	92	66	156	156	5	5	
DIV. I NON-CONF.	8- 5	119	0- 0	176	131	154	154	5	5	
TOTALS	RPI 1-25	RPI 26-50	W-L RECORDS	RPI 51-100	RPI 101-150	RPI 150+				
14- 17	0- 5	1- 4	OVERALL	2- 3	1- 2	10- 3				
9- 6	0- 2	1- 1	HOME	1- 1	0- 2	7- 0				
3- 7	0- 2	0- 2	AWAY	0- 2	1- 0	2- 1				
2- 4	0- 1	0- 1	NEUTRAL	1- 0	0- 0	1- 2				
8- 5	0- 1	1- 0	NON-CONFERENCE	1- 1	0- 1	6- 2				
6- 1	0- 0	1- 0	HOME	0- 0	0- 1	5- 0				
1- 1	0- 0	0- 0	AWAY	0- 1	0- 0	1- 0				
1- 3	0- 1	0- 0	NEUTRAL	1- 0	0- 0	0- 2				
6- 12	0- 4	0- 4	CONFERENCE	1- 2	1- 1	4- 1				
3- 5	0- 2	0- 1	HOME	1- 1	0- 1	2- 0				
2- 6	0- 2	0- 2	AWAY	0- 1	1- 0	1- 1				
1- 1	0- 0	0- 1	NEUTRAL	0- 0	0- 0	1- 0				

RPI	S	Opponent	Score	RPI	S	Opponent	Score	RPI	S	Opponent	Score	RPI	S	Opponent	Score	Team's RPI: 156
8	H	Mississippi St.	49 65	31	A	Missouri	47 82	56	H	Tennessee	86 65	111	A	Georgia	58 53	
17	A	Texas A&M	43 70	48	A	Auburn	38 77	65	A	Arkansas	61 72	111	H	Georgia	67 76	
18	N	Miami (FL)	74 101	48	H	Auburn	56 66	87	H	LSU	56 62	116	H	South Alabama	67 72	
19	A	South Carolina	59 62	48	N	Auburn	52 53	92	A	Utah	62 72	159	N	Tulsa	73 80	
22	H	Kentucky	53 68	50	H	Clemson	76 56	96	N	Virginia	64 52	167	H	Tulane	69 58	
												167	N	Louisiana Tech	62 79	
												201	H	Grambling	73 55	
												206	A	Vanderbilt	84 65	
												206	N	Vanderbilt	74 57	
												209	H	Stetson	59 47	
												214	A	Florida	55 57	
												214	H	Florida	74 67	
												232	A	SMU	62 61	
												237	H	Ole Miss	46 43	
												315	H	Northwestern St.	87 73	
												322	H	Southeastern La.	88 40	
LAST 12 Division I GAMES:																
206	N	Vanderbilt	74 57	206	A	Vanderbilt	84 65									
48	N	Auburn	52 53	48	A	Auburn	38 77									
167	N	Louisiana Tech	62 79	22	H	Kentucky	53 68									
31	A	Missouri	47 82	214	A	Florida	55 57									
237	H	Ole Miss	46 43	8	H	Mississippi St.	49 65									
111	H	Georgia	67 76	111	A	Georgia	58 53									

Non-Div I Games:

Alabama

■ Loss,
■ Non-Conf,
■ S Site,
■ H Home
■ A Away
N Neutral

RPI 1-25				RPI 26-50				RPI 51-100				RPI 101+				Team's RPI: 301	
RPI	S	Opponent	Score	RPI	S	Opponent	Score	RPI	S	Opponent	Score	RPI	S	Opponent	Score		
												102	A	UAB	47	82	
												154	A	Kansas	54	65	
												170	A	Southern U.	60	68	
												170	H	Southern U.	50	54	
												186	A	Prairie View	56	69	
												186	A	Prairie View	65	77	
												186	H	Prairie View	69	72	
												201	A	Grambling	61	71	
												201	H	Grambling	51	63	
												213	H	Jacksonville St.	48	55	
												226	A	Illinois	60	88	
												228	A	Texas Southern	45	53	
												228	H	Texas Southern	45	56	
												233	A	North Florida	63	62	
												234	N	Jacksonville	65	60	
												249	A	Jackson St.	51	69	
												249	H	Jackson St.	58	55	
												258	A	Austin Peay	58	75	
												259	A	Murray St.	59	53	
												268	A	Alabama St.	65	57	
												268	H	Alabama St.	46	60	
												303	H	Tennessee St.	67	57	
												322	H	Southeastern La.	51	48	
												329	A	Mississippi Val.	80	60	
												329	H	Mississippi Val.	78	70	
												331	H	Lipscomb	58	62	
LAST 12 Division I GAMES:																	
186	A	Prairie View	56	69	350	A	Alcorn	51	50								
348	H	Ark.-Pine Bluff	60	54	170	A	Southern U.	60	68								
201	A	Grambling	61	71	268	A	Alabama St.	65	57								
249	A	Jackson St.	51	69	329	H	Mississippi Val.	78	70								
228	H	Texas Southern	45	56	228	A	Texas Southern	45	53								
186	H	Prairie View	69	72	186	A	Prairie View	65	77								

Alabama A&M

Page 6

RPI	S	Opponent	Score	
348	A	Ark.-Pine Bluff	78	52
348	H	Ark.-Pine Bluff	60	54
350	A	Alcorn	51	50
350	H	Alcorn	87	69

Alabama A&M

A
l
a
b
a
m
a
A
&
M

A
l
a
b
a
m
a
A
&
M

Average RPI Win:	286	WON-LOST	WINNING	LAST 10	STRENGTH OF	OPP. STRENGTH	TEAM	ADJ.	CONF.	ADJ CONF.
Average RPI Loss:	172	RECORD	PCT. RANK	GAMES	SCHEDULE	OF SCHEDULE	RPI	RPI	RPI	RPI
DIV. I ONLY	10- 19	258	0- 1	239	319	268	268	29	29	
DIV. I NON-CONF.	0- 10	336	0- 0	24	140	273	273	28	28	
TOTALS	RPI 1-25	RPI 26-50	W-L RECORDS	RPI 51-100	RPI 101-150	RPI 150+				
10- 19	0- 2	0- 1	OVERALL	0- 2	0- 2	10- 12				
6- 6	0- 1	0- 0	HOME	0- 0	0- 1	6- 4				
4- 13	0- 1	0- 1	AWAY	0- 2	0- 1	4- 8				
0- 0	0- 0	0- 0	NEUTRAL	0- 0	0- 0	0- 0				
0- 10	0- 2	0- 1	NON-CONFERENCE	0- 2	0- 2	0- 3				
0- 3	0- 1	0- 0	HOME	0- 0	0- 1	0- 1				
0- 7	0- 1	0- 1	AWAY	0- 2	0- 1	0- 2				
0- 0	0- 0	0- 0	NEUTRAL	0- 0	0- 0	0- 0				
10- 9	0- 0	0- 0	CONFERENCE	0- 0	0- 0	10- 9				
6- 3	0- 0	0- 0	HOME	0- 0	0- 0	6- 3				
4- 6	0- 0	0- 0	AWAY	0- 0	0- 0	4- 6				
0- 0	0- 0	0- 0	NEUTRAL	0- 0	0- 0	0- 0				

RPI 1-25				RPI 26-50				RPI 51-100				RPI 101+ Team's RPI: 268			
RPI	S	Opponent	Score	RPI	S	Opponent	Score	RPI	S	Opponent	Score	RPI	S	Opponent	Score
19	H	South Carolina	38 94	48	A	Auburn	50 83	66	A	Georgia Tech	42 69	102	H	UAB	47 62
22	A	Kentucky	35 87					85	A	Troy	46 116	116	A	South Alabama	65 77
												170	A	Southern U.	52 62
												170	H	Southern U.	78 61
												186	A	Prairie View	59 71
												186	H	Prairie View	67 59
												200	A	North Ala.	42 68
												201	A	Grambling	45 63
												201	H	Grambling	72 80
												217	A	Xavier	58 87
												228	A	Texas Southern	58 51
												228	H	Texas Southern	44 51
												249	A	Jackson St.	58 78
												249	A	Jackson St.	59 75
												249	H	Jackson St.	74 67
												288	H	Samford	51 60
												301	A	Alabama A&M	60 46
												301	H	Alabama A&M	57 65
												329	A	Mississippi Val.	62 64
												329	H	Mississippi Val.	73 67
												348	A	Ark.-Pine Bluff	58 56
												348	H	Ark.-Pine Bluff	73 52
												350	A	Alcorn	70 58
												350	H	Alcorn	76 63
LAST 12 Division I GAMES:															
249	A	Jackson St.	59 75	350	A	Alcorn	70 58								
249	A	Jackson St.	58 78	301	H	Alabama A&M	57 65								
201	A	Grambling	45 63	329	H	Mississippi Val.	73 67								
186	H	Prairie View	67 59	348	H	Ark.-Pine Bluff	73 52								
228	H	Texas Southern	44 51	186	A	Prairie View	59 71								
170	A	Southern U.	52 62	228	A	Texas Southern	58 51								

Non-Div I Games: Mobile 69 63

Alabama St.

■ Loss,
 ■ Non-Conf,
 ■ S Site,
 ■ Home
 ■ Away
 N Neutral

Albany (NY)

Through Games Of March 12, 2019

Average RPI Win:	271	WON-LOST	WINNING	LAST 10	STRENGTH OF	OPP. STRENGTH	TEAM	ADJ.	CONF.	ADJ CONF.
Average RPI Loss:	166	RECORD	PCT. RANK	GAMES	SCHEDULE	OF SCHEDULE	RPI	RPI	RPI	RPI
DIV. I ONLY	13- 18	218	1- 0	249	264	235	235	23	23	
DIV. I NON-CONF.	3- 10	278	0- 0	234	272	287	287	25	25	
TOTALS	RPI 1-25	RPI 26-50	W-L RECORDS	RPI 51-100	RPI 101-150	RPI 150+				
13- 18	0- 0	0- 1	OVERALL	0- 4	1- 5	12- 8				
7- 7	0- 0	0- 0	HOME	0- 1	0- 3	7- 3				
6- 11	0- 0	0- 1	AWAY	0- 3	1- 2	5- 5				
0- 0	0- 0	0- 0	NEUTRAL	0- 0	0- 0	0- 0				
3- 10	0- 0	0- 1	NON-CONFERENCE	0- 1	0- 2	3- 6				
1- 4	0- 0	0- 0	HOME	0- 0	0- 1	1- 3				
2- 6	0- 0	0- 1	AWAY	0- 1	0- 1	2- 3				
0- 0	0- 0	0- 0	NEUTRAL	0- 0	0- 0	0- 0				
10- 8	0- 0	0- 0	CONFERENCE	0- 3	1- 3	9- 2				
6- 3	0- 0	0- 0	HOME	0- 1	0- 2	6- 0				
4- 5	0- 0	0- 0	AWAY	0- 2	1- 1	3- 2				
0- 0	0- 0	0- 0	NEUTRAL	0- 0	0- 0	0- 0				

RPI S	Opponent	Score	RPI S	Opponent	Score	RPI S	Opponent	Score	RPI S	Opponent	Score	Team's RPI: 235
29	A Rutgers	39 65	61	A Maine	51 66	103	A Hartford	35 82				
			61	A Maine	65 76	103	H Hartford	56 68				
			61	H Maine	61 67	112	A South Fla.	37 74				
			90	A Purdue	41 53	119	H Marist	56 74				
						138	A Stony Brook	54 49				
						138	H Stony Brook	52 68				
						177	H Holy Cross	50 56				
						196	A Cornell	34 48				
						216	A Monmouth	56 64				
						247	A St. Francis Brooklyn	67 60				
						251	A Columbia	62 58				
						252	A Binghamton	71 62				
						252	H Binghamton	61 56				
						252	H Binghamton	61 56				
						263	H Manhattan	60 54				
						278	A Vermont	39 52				
						278	H Vermont	65 40				
						287	H Canisius	42 48				
						304	A UMBC	60 69				
						304	H UMBC	64 44				
						316	A New Hampshire	78 53				
						316	H New Hampshire	59 41				
						317	A Lafayette	66 67				
						327	A UMass Lowell	56 53				
						327	H UMass Lowell	63 56				
						328	H Central Conn. St.	53 60				
LAST 12 Division I GAMES:												
252	H Binghamton	61 56	61	H Maine	61 67							
61	A Maine	51 66	327	A UMass Lowell	56 53							
103	H Hartford	56 68	278	H Vermont	65 40							
316	A New Hampshire	78 53	252	A Binghamton	71 62							
304	A UMBC	60 69	316	H New Hampshire	59 41							
138	H Stony Brook	52 68	103	A Hartford	35 82							

Non-Div I Games:

Albany (NY)

■ Loss,
 ■ Non-Conf, S Site,
 ■ Home
 ■ Away
 N Neutral

A

l
c
o
r
n

l
c
o
r
n

Alcorn

Average RPI Win:	234	WON-LOST	WINNING	LAST 10	STRENGTH OF	OPP. STRENGTH	TEAM	ADJ.	CONF.	ADJ CONF.
Average RPI Loss:	76	RECORD	PCT. RANK	GAMES	SCHEDULE	OF SCHEDULE	RPI	RPI	RPI	RPI
DIV. I ONLY	21- 9	59	1- 0	119	207	78	78	18	18	
DIV. I NON-CONF.	4- 7	228	0- 0	56	88	162	162	21	21	
TOTALS	RPI 1-25	RPI 26-50	W-L RECORDS	RPI 51-100	RPI 101-150	RPI 150+				
21- 9	0- 1	0- 3	OVERALL	0- 3	2- 1	19- 1				
12- 2	0- 0	0- 2	HOME	0- 0	1- 0	11- 0				
9- 5	0- 0	0- 1	AWAY	0- 2	1- 1	8- 1				
0- 2	0- 1	0- 0	NEUTRAL	0- 1	0- 0	0- 0				
4- 7	0- 1	0- 1	NON-CONFERENCE	0- 3	0- 1	4- 1				
3- 1	0- 0	0- 1	HOME	0- 0	0- 0	3- 0				
1- 4	0- 0	0- 0	AWAY	0- 2	0- 1	1- 1				
0- 2	0- 1	0- 0	NEUTRAL	0- 1	0- 0	0- 0				
17- 2	0- 0	0- 2	CONFERENCE	0- 0	2- 0	15- 0				
9- 1	0- 0	0- 1	HOME	0- 0	1- 0	8- 0				
8- 1	0- 0	0- 1	AWAY	0- 0	1- 0	7- 0				
0- 0	0- 0	0- 0	NEUTRAL	0- 0	0- 0	0- 0				

RPI 1-25				RPI 26-50				RPI 51-100				Team's RPI: 78	RPI 101+			
RPI	S	Opponent	Score	RPI	S	Opponent	Score	RPI	S	Opponent	Score		RPI	S	Opponent	Score
4	N	Stanford	49 71	34	H	Ohio	67 77	62	N	FGCU	71 90		126	A	Lehigh	61 53
				43	A	Bucknell	56 71	95	A	High Point	61 66		126	H	Lehigh	50 47
				43	H	Bucknell	64 65	96	A	Virginia	54 57		146	A	Penn St.	59 80
													159	H	Tulsa	68 52
													165	A	Denver	54 83
													174	A	Boston U.	64 51
													174	H	Boston U.	50 48
													177	A	Holy Cross	71 44
													177	H	Holy Cross	70 58
													199	A	Hawaii	69 57
													227	H	George Mason	86 71
													246	A	Colgate	71 66
													246	H	Colgate	76 57
													255	A	Navy	58 45
													255	H	Navy	69 44
													266	A	Loyola Maryland	67 56
													266	H	Loyola Maryland	82 38
													291	A	Army West Point	75 62
													291	H	Army West Point	61 51
													304	H	UMBC	64 42
LAST 12 Division I GAMES:																
				317	H	Lafayette	67 47						126	H	Lehigh	50 47
				255	H	Navy	69 44						266	A	Loyola Maryland	67 56
				43	H	Bucknell	64 65						291	A	Army West Point	75 62
				177	A	Holy Cross	71 44						246	A	Colgate	71 66
				317	A	Lafayette	67 57						177	H	Holy Cross	70 58
				174	H	Boston U.	50 48						317	H	Lafayette	60 45

Non-Div I Games:

American

■ Loss,
 ■ Non-Conf, S Site,
 ■ Home
 ■ Away
 N Neutral

Appalachian St.

Through Games Of March 12, 2019

Average RPI Win:	219	WON-LOST	WINNING	LAST 10	STRENGTH OF	OPP. STRENGTH	TEAM	ADJ.	CONF.	ADJ CONF.
Average RPI Loss:	111	RECORD	PCT. RANK	GAMES	SCHEDULE	OF SCHEDULE	RPI	RPI	RPI	RPI
DIV. I ONLY	16- 13	143	1- 0	136	161	135	135	12	12	
DIV. I NON-CONF.	6- 5	143	0- 0	200	157	143	143	14	14	
TOTALS	RPI 1-25	RPI 26-50	W-L RECORDS	RPI 51-100	RPI 101-150	RPI 150+				
16- 13	0- 1	0- 1	OVERALL	0- 6	2- 2	14- 3				
11- 3	0- 0	0- 0	HOME	0- 3	1- 0	10- 0				
5- 10	0- 1	0- 1	AWAY	0- 3	1- 2	4- 3				
0- 0	0- 0	0- 0	NEUTRAL	0- 0	0- 0	0- 0				
6- 5	0- 1	0- 1	NON-CONFERENCE	0- 1	0- 1	6- 1				
5- 0	0- 0	0- 0	HOME	0- 0	0- 0	5- 0				
1- 5	0- 1	0- 1	AWAY	0- 1	0- 1	1- 1				
0- 0	0- 0	0- 0	NEUTRAL	0- 0	0- 0	0- 0				
10- 8	0- 0	0- 0	CONFERENCE	0- 5	2- 1	8- 2				
6- 3	0- 0	0- 0	HOME	0- 3	1- 0	5- 0				
4- 5	0- 0	0- 0	AWAY	0- 2	1- 1	3- 2				
0- 0	0- 0	0- 0	NEUTRAL	0- 0	0- 0	0- 0				

RPI 1-25				RPI 26-50				RPI 51-100				RPI 101+				Team's RPI: 135	
RPI	S	Opponent	Score	RPI	S	Opponent	Score	RPI	S	Opponent	Score	RPI	S	Opponent	Score		
19	A	South Carolina	50 80	50	A	Clemson	48 87	66	A	Georgia Tech	53 71	102	A	UAB	61 80		
								70	A	UT Arlington	94 99	116	A	South Alabama	59 50		
								70	H	UT Arlington	65 72	116	H	South Alabama	71 63		
								72	H	Little Rock	59 74	139	A	Georgia St.	75 85		
								85	A	Troy	66 95	153	A	Davidson	81 78		
								85	H	Troy	72 83	162	A	Texas St.	62 49		
												162	H	Texas St.	77 56		
												173	A	Coastal Caro.	66 74		
												173	H	Coastal Caro.	67 53		
												189	H	Arkansas St.	75 67		
												203	H	Marshall	74 52		
												224	H	Elon	65 62		
												242	A	ETSU	64 95		
												254	H	Wofford	94 70		
												270	A	Louisiana	55 73		
												270	H	Louisiana	83 69		
												285	A	Ga. Southern	70 52		
												295	H	Col. of Charleston	80 66		
												300	A	La.-Monroe	80 58		
												300	H	La.-Monroe	56 51		
												307	H	UNC Greensboro	68 65		
LAST 12 Division I GAMES:																	
116	A	South Alabama	59 50	173	A	Coastal Caro.	66 74										
85	A	Troy	66 95	70	H	UT Arlington	65 72										
270	H	Louisiana	83 69	162	H	Texas St.	77 56										
300	H	La.-Monroe	56 51	300	A	La.-Monroe	80 58										
285	A	Ga. Southern	70 52	270	A	Louisiana	55 73										
139	A	Georgia St.	75 85	72	H	Little Rock	59 74										

Non-Div I Games:

Appalachian St.

■ Loss,
 ■ Non-Conf, S Site,
 ■ Home
 ■ Away
 N Neutral

Arizona

Through Games Of March 12, 2019

Average RPI Win:	174	WON-LOST	WINNING	LAST 10	STRENGTH OF	OPP. STRENGTH	TEAM	ADJ.	CONF.	ADJ CONF.
Average RPI Loss:	40	RECORD	PCT. RANK	GAMES	SCHEDULE	OF SCHEDULE	RPI	RPI	RPI	RPI
DIV. I ONLY	18- 13	130	1- 0	57	42	82	82	2	2	
DIV. I NON-CONF.	10- 1	17	0- 0	317	254	115	115	2	2	
TOTALS	RPI 1-25	RPI 26-50	W-L RECORDS	RPI 51-100	RPI 101-150	RPI 150+				
18- 13	1- 8	1- 2	OVERALL	3- 1	2- 1	11- 1				
11- 5	1- 3	1- 1	HOME	2- 0	1- 1	6- 0				
4- 7	0- 4	0- 1	AWAY	0- 1	1- 0	3- 1				
3- 1	0- 1	0- 0	NEUTRAL	1- 0	0- 0	2- 0				
10- 1	0- 0	0- 0	NON-CONFERENCE	0- 0	1- 1	9- 0				
6- 1	0- 0	0- 0	HOME	0- 0	1- 1	5- 0				
2- 0	0- 0	0- 0	AWAY	0- 0	0- 0	2- 0				
2- 0	0- 0	0- 0	NEUTRAL	0- 0	0- 0	2- 0				
8- 12	1- 8	1- 2	CONFERENCE	3- 1	1- 0	2- 1				
5- 4	1- 3	1- 1	HOME	2- 0	0- 0	1- 0				
2- 7	0- 4	0- 1	AWAY	0- 1	1- 0	1- 1				
1- 1	0- 1	0- 0	NEUTRAL	1- 0	0- 0	0- 0				

RPI	S	Opponent	Score	RPI	S	Opponent	Score	RPI	S	Opponent	Score	RPI	S	Opponent	Score
4	A	Stanford	54 56	33	H	UCLA	93 98	52	H	Southern California	71 68	105	H	Loyola Marymount	64 66
4	H	Stanford	48 78	40	A	California	76 82	52	N	Southern California	76 48	108	H	Idaho St.	71 46
5	A	Oregon	60 93	40	H	California	60 55	92	A	Utah	64 80	134	A	Washington	69 59
5	H	Oregon	54 83					92	H	Utah	66 55	160	A	Washington St.	88 90
5	N	Oregon	63 77									175	A	Colorado	69 67
23	A	Arizona St.	47 60									175	H	Colorado	63 51
23	H	Arizona St.	51 39									185	H	Montana	100 51
24	A	Oregon St.	64 86									192	N	Portland	92 70
24	H	Oregon St.	60 65									204	A	San Diego St.	69 60
												221	H	Northern Ariz.	71 47
												265	A	Long Beach St.	70 43
												267	H	UTEP	62 40
												297	H	South Carolina St.	73 32
												308	H	Incarinate Word	84 42
												337	N	Seattle U	84 54
LAST 12 Division I GAMES:															
52	N	Southern California	76 48	175	H	Colorado	63 51								
5	N	Oregon	63 77	92	H	Utah	66 55								
24	H	Oregon St.	60 65	160	A	Washington St.	88 90								
5	H	Oregon	54 83	134	A	Washington	69 59								
40	A	California	76 82	23	A	Arizona St.	47 60								
4	A	Stanford	54 56	33	H	UCLA	93 98								

Non-Div I Games:

Arizona

Loss, Non-Conf, S Site, H Home A Away N Neutral

Average RPI Win:	127	WON-LOST	WINNING	LAST 10	STRENGTH OF	OPP. STRENGTH	TEAM	ADJ.	CONF.	ADJ CONF.
Average RPI Loss:	21	RECORD	PCT. RANK	GAMES	SCHEDULE	OF SCHEDULE	RPI	RPI	RPI	RPI
DIV. I ONLY	20- 10	79	1- 0	12	13	23	23	2	2	
DIV. I NON-CONF.	9- 2	43	0- 0	69	10	26	26	2	2	
TOTALS	RPI 1-25	RPI 26-50	W-L RECORDS	RPI 51-100	RPI 101-150	RPI 150+				
20- 10	2- 6	2- 3	OVERALL	5- 1	2- 0	9- 0				
11- 4	1- 3	1- 1	HOME	3- 0	1- 0	5- 0				
6- 4	1- 2	0- 1	AWAY	2- 1	0- 0	3- 0				
3- 2	0- 1	1- 1	NEUTRAL	0- 0	1- 0	1- 0				
9- 2	0- 2	1- 0	NON-CONFERENCE	1- 0	2- 0	5- 0				
5- 1	0- 1	0- 0	HOME	0- 0	1- 0	4- 0				
2- 0	0- 0	0- 0	AWAY	1- 0	0- 0	1- 0				
2- 1	0- 1	1- 0	NEUTRAL	0- 0	1- 0	0- 0				
11- 8	2- 4	1- 3	CONFERENCE	4- 1	0- 0	4- 0				
6- 3	1- 2	1- 1	HOME	3- 0	0- 0	1- 0				
4- 4	1- 2	0- 1	AWAY	1- 1	0- 0	2- 0				
1- 1	0- 0	0- 1	NEUTRAL	0- 0	0- 0	1- 0				

RPI	S	Opponent	Score	RPI	S	Opponent	Score	RPI	S	Opponent	Score	RPI	S	Opponent	Score
2	H	Baylor	59 65	32	N	Kansas St.	65 51	52	H	Southern California	68 59	118	H	Fresno St.	68 52
3	N	Louisville	56 58	33	H	UCLA	59 61	65	A	Arkansas	88 85	149	N	Southern Ill.	82 38
4	A	Stanford	50 71	33	N	UCLA	69 73	82	A	Arizona	39 51	159	H	Tulsa	70 52
4	H	Stanford	65 72	40	A	California	60 69	82	H	Arizona	60 47	160	A	Washington St.	61 46
5	A	Oregon	71 77	40	H	California	62 61	92	A	Utah	65 63	167	H	Louisiana Tech	80 44
5	H	Oregon	59 66					92	H	Utah	60 58	170	H	Southern U.	69 47
24	A	Oregon St.	79 76									175	A	Colorado	76 70
24	H	Oregon St.	66 54									175	H	Colorado	66 49
												175	N	Colorado	66 49
												279	A	Colorado St.	70 39
												308	H	Incarnate Word	81 43
LAST 12 Division I GAMES:															
175	N	Colorado	66 49	40	A	California	60 69	92	H	Utah	60 58	175	H	Colorado	66 49
33	N	UCLA	69 73	92	H	Utah	60 58	160	A	Washington St.	61 46	82	H	Arizona	60 47
159	H	Tulsa	70 52	175	H	Colorado	66 49	52	H	Southern California	68 59				
5	H	Oregon	59 66												
24	H	Oregon St.	66 54												
4	A	Stanford	50 71												

Non-Div I Games:

Arizona St.

Team Wins Since				Through Games Of March 17, 2018						
Average RPI Win:	350	WON-LOST	WINNING	LAST 10	STRENGTH OF	OPP. STRENGTH	TEAM	ADJ.	CONF.	ADJ CONF.
Average RPI Loss:	224	RECORD	PCT. RANK	GAMES	SCHEDULE	OF SCHEDULE	RPI	RPI	RPI	RPI
DIV. I ONLY	2- 19	348	0- 1	331	342	348	348	29	29	
DIV. I NON-CONF.	0- 3	336	0- 0	38	150	282	282	28	28	

TOTALS	RPI 1-25		RPI 26-50	W-L RECORDS	RPI 51-100	RPI 101-150		RPI 150+		
2- 19	0- 1		0- 0	OVERALL	0- 0	0- 1		2- 17		
1- 8	0- 0		0- 0	HOME	0- 0	0- 0		1- 8		
1- 11	0- 1		0- 0	AWAY	0- 0	0- 1		1- 9		
0- 0	0- 0		0- 0	NEUTRAL	0- 0	0- 0		0- 0		
0- 3	0- 1		0- 0	NON-CONFERENCE	0- 0	0- 1		0- 1		
0- 0	0- 0		0- 0	HOME	0- 0	0- 0		0- 0		
0- 3	0- 1		0- 0	AWAY	0- 0	0- 1		0- 1		
0- 0	0- 0		0- 0	NEUTRAL	0- 0	0- 0		0- 0		
2- 16	0- 0		0- 0	CONFERENCE	0- 0	0- 0		2- 16		
1- 8	0- 0		0- 0	HOME	0- 0	0- 0		1- 8		
1- 8	0- 0		0- 0	AWAY	0- 0	0- 0		1- 8		
0- 0	0- 0		0- 0	NEUTRAL	0- 0	0- 0		0- 0		

RPI 1-25					
RPI	S	Opponent	Score		
24	A	Oregon St.	33	89	
RPI 26-50					
RPI	S	Opponent	Score		
RPI 51-100					
RPI	S	Opponent	Score		
Team's RPI: 348					
RPI 101+					
RPI	S	Opponent	Score		
107	A	Minnesota	42	84	
170	A	Southern U.	41	73	
170	H	Southern U.	45	56	
186	A	Prairie View	46	79	
186	H	Prairie View	41	80	
201	A	Grambling	57	77	
201	H	Grambling	57	67	
228	A	Texas Southern	49	62	
228	H	Texas Southern	58	59	
249	A	Jackson St.	41	60	
249	H	Jackson St.	41	61	
256	A	Wichita St.	39	76	
268	A	Alabama St.	52	73	
268	H	Alabama St.	56	58	
301	A	Alabama A&M	54	60	
301	H	Alabama A&M	52	78	
329	A	Mississippi Val.	63	82	
329	H	Mississippi Val.	56	62	
350	A	Alcorn	59	57	
350	H	Alcorn	66	57	
LAST 12 Division I GAMES:					
301	A	Alabama A&M	54	60	350 H Alcorn 66 57
329	A	Mississippi Val.	63	82	170 H Southern U. 45 56
249	H	Jackson St.	41	61	268 A Alabama St. 52 73
201	H	Grambling	57	67	249 A Jackson St. 41 60
186	A	Prairie View	46	79	201 A Grambling 57 77
228	A	Texas Southern	49	62	186 H Prairie View 41 80

[illegible]

Loss, Non-Conf, S Site, H Home A Away N Neutral

Arkansas

Through Games Of March 12, 2019

Average RPI Win:	163	WON-LOST	WINNING	LAST 10	STRENGTH OF	OPP. STRENGTH	TEAM	ADJ.	CONF.	ADJ CONF.
Average RPI Loss:	47	RECORD	PCT. RANK	GAMES	SCHEDULE	OF SCHEDULE	RPI	RPI	RPI	RPI
DIV. I ONLY	20- 14	126	1- 0	43	63	65	65	5	5	
DIV. I NON-CONF.	11- 3	56	0- 0	122	130	47	47	5	5	
TOTALS	RPI 1-25	RPI 26-50	W-L RECORDS	RPI 51-100	RPI 101-150	RPI 150+				
20- 14	2- 7	0- 3	OVERALL	3- 1	3- 3	12- 0				
9- 6	0- 3	0- 2	HOME	1- 0	1- 1	7- 0				
6- 6	0- 3	0- 1	AWAY	2- 1	1- 1	3- 0				
5- 2	2- 1	0- 0	NEUTRAL	0- 0	1- 1	2- 0				
11- 3	0- 2	0- 0	NON-CONFERENCE	2- 0	2- 1	7- 0				
6- 1	0- 1	0- 0	HOME	1- 0	1- 0	4- 0				
3- 1	0- 1	0- 0	AWAY	1- 0	1- 0	1- 0				
2- 1	0- 0	0- 0	NEUTRAL	0- 0	0- 1	2- 0				
9- 11	2- 5	0- 3	CONFERENCE	1- 1	1- 2	5- 0				
3- 5	0- 2	0- 2	HOME	0- 0	0- 1	3- 0				
3- 5	0- 2	0- 1	AWAY	1- 1	0- 1	2- 0				
3- 1	2- 1	0- 0	NEUTRAL	0- 0	1- 0	0- 0				

RPI 1-25				RPI 26-50				RPI 51-100				Team's RPI: 65		RPI 101+			
RPI	S	Opponent	Score	RPI	S	Opponent	Score	RPI	S	Opponent	Score			RPI	S	Opponent	Score
8	H	Mississippi St.	69 93	31	A	Missouri	53 71	56	A	Tennessee	80 79			111	A	Georgia	83 93
8	N	Mississippi St.	70 101	31	H	Missouri	67 73	70	A	UT Arlington	66 65			111	H	Georgia	72 80
11	A	Iowa St.	82 91	48	H	Auburn	72 75	87	A	LSU	34 71			111	N	Georgia	86 76
17	A	Texas A&M	53 66					94	H	Nebraska	84 80			127	N	Pittsburgh	54 61
17	N	Texas A&M	58 51											145	A	Abilene Christian	80 68
19	H	South Carolina	79 87											148	H	Tennessee Tech	65 42
19	N	South Carolina	95 89											156	H	Alabama	72 61
22	A	Kentucky	59 61											158	H	Oral Roberts	74 61
23	H	Arizona St.	85 88											159	A	Tulsa	61 59

Average RPI Win:	223	WON-LOST	WINNING	LAST 10	STRENGTH OF	OPP. STRENGTH	TEAM	ADJ.	CONF.	ADJ CONF.
Average RPI Loss:	119	RECORD	PCT. RANK	GAMES	SCHEDULE	OF SCHEDULE	RPI	RPI	RPI	RPI
DIV. I ONLY	12- 18	226	0- 1	120	137	189	189	12	12	
DIV. I NON-CONF.	5- 6	177	0- 0	158	98	175	175	14	14	
TOTALS	RPI 1-25	RPI 26-50	W-L RECORDS	RPI 51-100	RPI 101-150	RPI 150+				
12- 18	0- 1	0- 2	OVERALL	1- 5	2- 4	9- 6				
9- 5	0- 0	0- 0	HOME	1- 2	1- 1	7- 2				
3- 13	0- 1	0- 2	AWAY	0- 3	1- 3	2- 4				
0- 0	0- 0	0- 0	NEUTRAL	0- 0	0- 0	0- 0				
5- 6	0- 1	0- 2	NON-CONFERENCE	0- 0	0- 2	5- 1				
4- 1	0- 0	0- 0	HOME	0- 0	0- 0	4- 1				
1- 5	0- 1	0- 2	AWAY	0- 0	0- 2	1- 0				
0- 0	0- 0	0- 0	NEUTRAL	0- 0	0- 0	0- 0				
7- 12	0- 0	0- 0	CONFERENCE	1- 5	2- 2	4- 5				
5- 4	0- 0	0- 0	HOME	1- 2	1- 1	3- 1				
2- 8	0- 0	0- 0	AWAY	0- 3	1- 1	1- 4				
0- 0	0- 0	0- 0	NEUTRAL	0- 0	0- 0	0- 0				

RPI 1-25				RPI 26-50				RPI 51-100				RPI 101+ Team's RPI: 189			
RPI	S	Opponent	Score	RPI	S	Opponent	Score	RPI	S	Opponent	Score	RPI	S	Opponent	Score
17	A	Texas A&M	56 97	31	A	Missouri	50 70	70	A	UT Arlington	62 67	110	A	UT Martin	91 97
				44	A	Belmont	55 74	70	H	UT Arlington	73 100	116	A	South Alabama	77 64
								72	A	Little Rock	55 68	116	H	South Alabama	69 58
								72	H	Little Rock	62 58	135	A	Appalachian St.	67 75
								85	A	Troy	79 87	139	H	Georgia St.	62 64
								85	H	Troy	89 100	143	A	Oklahoma St.	60 62
												159	H	Tulsa	73 60
												162	A	Texas St.	54 68
												162	H	Texas St.	62 85
												167	H	Louisiana Tech	70 80
												173	A	Coastal Caro.	49 63
												173	A	Coastal Caro.	72 88
												230	H	Memphis	77 66
												259	H	Murray St.	74 63
												267	A	UTEP	67 66
												270	A	Louisiana	75 73
												270	H	Louisiana	87 75
												285	H	Ga. Southern	86 75
												300	A	La.-Monroe	53 65
												300	H	La.-Monroe	64 54
												329	H	Mississippi Val.	60 57
LAST 12 Division I GAMES:															
173	A	Coastal Caro.	49 63	70	A	UT Arlington	62 67								
270	A	Louisiana	75 73	162	A	Texas St.	54 68								
300	A	La.-Monroe	53 65	85	H	Troy	89 100								
285	H	Ga. Southern	86 75	116	H	South Alabama	69 58								
139	H	Georgia St.	62 64	72	A	Little Rock	55 68								
72	H	Little Rock	62 58	173	A	Coastal Caro.	72 88								

Non-Div I Games:

Arkansas St.

■ Loss,
■ Non-Conf, S Site,
■ Home
■ Away
N Neutral

Army West Point

Through Games Of March 12, 2019

Average RPI Win:	285	WON-LOST	WINNING	LAST 10	STRENGTH OF	OPP. STRENGTH	TEAM	ADJ.	CONF.	ADJ CONF.
Average RPI Loss:	169	RECORD	PCT. RANK	GAMES	SCHEDULE	OF SCHEDULE	RPI	RPI	RPI	RPI
DIV. I ONLY	10- 19	258	0- 1	281	257	291	291	18	18	
DIV. I NON-CONF.	4- 6	212	0- 0	328	324	301	301	21	21	
TOTALS	RPI 1-25	RPI 26-50	W-L RECORDS	RPI 51-100	RPI 101-150	RPI 150+				
10- 19	0- 0	0- 2	OVERALL	0- 3	0- 4	10- 10				
6- 9	0- 0	0- 1	HOME	0- 1	0- 3	6- 4				
4- 10	0- 0	0- 1	AWAY	0- 2	0- 1	4- 6				
0- 0	0- 0	0- 0	NEUTRAL	0- 0	0- 0	0- 0				
4- 6	0- 0	0- 0	NON-CONFERENCE	0- 1	0- 2	4- 3				
2- 3	0- 0	0- 0	HOME	0- 0	0- 2	2- 1				
2- 3	0- 0	0- 0	AWAY	0- 1	0- 0	2- 2				
0- 0	0- 0	0- 0	NEUTRAL	0- 0	0- 0	0- 0				
6- 13	0- 0	0- 2	CONFERENCE	0- 2	0- 2	6- 7				
4- 6	0- 0	0- 1	HOME	0- 1	0- 1	4- 3				
2- 7	0- 0	0- 1	AWAY	0- 1	0- 1	2- 4				
0- 0	0- 0	0- 0	NEUTRAL	0- 0	0- 0	0- 0				

RPI S	Opponent	Score	RPI S	Opponent	Score	RPI S	Opponent	Score	RPI S	Opponent	Score	Team's RPI: 291
43	A Bucknell	66 84	43	H Bucknell	52 66	58	A TCU	38 63	114	H St. John's (NY)	49 60	
						78	A American	51 61	126	A Lehigh	46 55	
						78	H American	62 75	126	H Lehigh	50 73	
									137	H Yale	51 62	
									174	A Boston U.	51 63	
									174	H Boston U.	42 67	
									177	A Holy Cross	39 58	
									177	H Holy Cross	60 53	
									246	A Colgate	80 85	
									246	H Colgate	58 70	
									247	H St. Francis Brooklyn	69 57	
									251	A Columbia	49 70	
									252	A Binghamton	47 60	
									255	A Navy	60 48	
									255	H Navy	55 52	
									266	A Loyola Maryland	51 70	
									266	H Loyola Maryland	69 57	
									296	H Air Force	60 71	
									317	A Lafayette	64 40	
									317	H Lafayette	61 63	
									317	H Lafayette	65 50	
									318	A Wagner	61 46	
									344	H Fairleigh Dickinson	62 40	
									351	A LIU Brooklyn	57 42	
LAST 12 Division I GAMES:												
317	H Lafayette	61 63	255	A Navy	60 48							
43	A Bucknell	66 84	317	A Lafayette	64 40							
174	H Boston U.	42 67	78	H American	62 75							
246	A Colgate	80 85	266	A Loyola Maryland	51 70							
126	A Lehigh	46 55	246	H Colgate	58 70							
177	H Holy Cross	60 53	126	H Lehigh	50 73							

Non-Div I Games: Connecticut Col. 74 48

Army West Point

Loss, Non-Conf, S Site, H Home A Away N Neutral

Average RPI Win:	166	WON-LOST	WINNING	LAST 10	STRENGTH OF	OPP. STRENGTH	TEAM	ADJ.	CONF.	ADJ CONF.
Average RPI Loss:	26	RECORD	PCT. RANK	GAMES	SCHEDULE	OF SCHEDULE	RPI	RPI	RPI	RPI
DIV. I ONLY	21- 9	59	1- 0	79	49	48	48	5	5	
DIV. I NON-CONF.	11- 1	13	0- 0	205	99	33	33	5	5	
TOTALS	RPI 1-25	RPI 26-50	W-L RECORDS	RPI 51-100	RPI 101-150	RPI 150+				
21- 9	0- 6	2- 1	OVERALL	3- 2	1- 0	15- 0				
9- 5	0- 4	1- 0	HOME	0- 1	1- 0	7- 0				
9- 3	0- 1	0- 1	AWAY	3- 1	0- 0	6- 0				
3- 1	0- 1	1- 0	NEUTRAL	0- 0	0- 0	2- 0				
11- 1	0- 1	1- 0	NON-CONFERENCE	1- 0	0- 0	9- 0				
6- 0	0- 0	0- 0	HOME	0- 0	0- 0	6- 0				
3- 1	0- 1	0- 0	AWAY	1- 0	0- 0	2- 0				
2- 0	0- 0	1- 0	NEUTRAL	0- 0	0- 0	1- 0				
10- 8	0- 5	1- 1	CONFERENCE	2- 2	1- 0	6- 0				
3- 5	0- 4	1- 0	HOME	0- 1	1- 0	1- 0				
6- 2	0- 0	0- 1	AWAY	2- 1	0- 0	4- 0				
1- 1	0- 1	0- 0	NEUTRAL	0- 0	0- 0	1- 0				

RPI 1-25				RPI 26-50				Team's RPI: 48		RPI 51-100				RPI 101+			
RPI	S	Opponent	Score	RPI	S	Opponent	Score			RPI	S	Opponent	Score	RPI	S	Opponent	Score
8	H	Mississippi St.	59 85	31	A	Missouri	65 74			54	A	New Mexico	79 76	111	H	Georgia	59 58
11	A	Iowa St.	64 67	31	H	Missouri	58 54			56	A	Tennessee	62 73	155	H	Oklahoma	95 79
17	H	Texas A&M	67 69	36	N	North Carolina	86 81			56	H	Tennessee	69 78	156	A	Alabama	66 56
17	N	Texas A&M	62 64							65	A	Arkansas	75 72	156	H	Alabama	77 38
19	H	South Carolina	66 73							87	A	LSU	56 46	156	N	Alabama	53 52
22	H	Kentucky	68 78											157	H	Nicholls St.	80 59
														173	N	Coastal Caro.	84 78
														201	H	Grambling	97 48
														206	A	Vanderbilt	72 70
														214	A	Florida	64 56
														224	A	Elon	96 44
														236	A	Saint Joseph's	81 70
														237	A	Ole Miss	64 51
														268	H	Alabama St.	83 50
														270	H	Louisiana	71 59
														288	H	Samford	73 46
LAST 12 Division I GAMES:																	
				156	N	Alabama	53 52			31	H	Missouri	58 54				
				17	N	Texas A&M	62 64			156	H	Alabama	77 38				
				54	A	New Mexico	79 76			56	A	Tennessee	62 73				
				11	A	Iowa St.	64 67			65	A	Arkansas	75 72				
				87	A	LSU	56 46			22	H	Kentucky	68 78				
				19	H	South Carolina	66 73			111	H	Georgia	59 58				

Non-Div I Games: Xavier (LA) 77 58

Auburn

■ Loss,
 ■ Non-Conf, S Site,
 ■ Home
 ■ Away
 N Neutral

Average RPI Win:	253	WON-LOST	WINNING	LAST 10	STRENGTH OF	OPP. STRENGTH	TEAM	ADJ.	CONF.	ADJ CONF.
Average RPI Loss:	199	RECORD	PCT. RANK	GAMES	SCHEDULE	OF SCHEDULE	RPI	RPI	RPI	RPI
DIV. I ONLY	13- 15	198	0- 1	327	267	258	258	22	22	
DIV. I NON-CONF.	3- 6	241	0- 0	344	281	341	341	22	22	
TOTALS	RPI 1-25	RPI 26-50	W-L RECORDS	RPI 51-100	RPI 101-150	RPI 150+				
13- 15	0- 0	0- 1	OVERALL	0- 1	3- 4	10- 9				
9- 4	0- 0	0- 1	HOME	0- 0	1- 1	8- 2				
4- 10	0- 0	0- 0	AWAY	0- 1	2- 2	2- 7				
0- 1	0- 0	0- 0	NEUTRAL	0- 0	0- 1	0- 0				
3- 6	0- 0	0- 0	NON-CONFERENCE	0- 1	0- 1	3- 4				
3- 1	0- 0	0- 0	HOME	0- 0	0- 0	3- 1				
0- 5	0- 0	0- 0	AWAY	0- 1	0- 1	0- 3				
0- 0	0- 0	0- 0	NEUTRAL	0- 0	0- 0	0- 0				
10- 9	0- 0	0- 1	CONFERENCE	0- 0	3- 3	7- 5				
6- 3	0- 0	0- 1	HOME	0- 0	1- 1	5- 1				
4- 5	0- 0	0- 0	AWAY	0- 0	2- 1	2- 4				
0- 1	0- 0	0- 0	NEUTRAL	0- 0	0- 1	0- 0				

RPI 1-25			RPI 26-50			RPI 51-100			RPI 101+			Team's RPI: 258
RPI	S	Opponent	Score	RPI	S	Opponent	Score	RPI	S	Opponent	Score	
				44	H	Belmont	62 80	76	A	Cincinnati	48 69	
								110	A	UT Martin	65 74	
								110	H	UT Martin	58 59	
								129	A	Morehead St.	84 75	
								129	H	Morehead St.	81 80	
								140	A	Illinois St.	49 61	
								148	A	Tennessee Tech	72 65	
								148	N	Tennessee Tech	57 68	
								206	A	Vanderbilt	70 99	
								213	A	Jacksonville St.	56 67	
								239	A	SIUE	68 69	
								239	H	SIUE	77 65	
								240	A	Western Ill.	72 77	
								241	A	Southeast Mo. St.	54 64	
								241	H	Southeast Mo. St.	56 54	
								244	H	Northern Ky.	52 48	
								259	A	Murray St.	72 77	
								259	H	Murray St.	59 56	
								294	A	Eastern Ill.	73 60	
								294	H	Eastern Ill.	57 67	
								301	H	Alabama A&M	75 58	
								303	H	Tennessee St.	74 47	
								329	H	Mississippi Val.	89 95	
								330	A	Evansville	52 56	
								331	H	Lipscomb	70 58	
								333	A	Eastern Ky.	80 60	
								333	H	Eastern Ky.	100 65	
LAST 12 Division I GAMES:												
				148	N	Tennessee Tech	57 68	129	A	Morehead St.	84 75	
				259	A	Murray St.	72 77	294	H	Eastern Ill.	57 67	
				333	A	Eastern Ky.	80 60	239	H	SIUE	77 65	
				110	H	UT Martin	58 59	213	A	Jacksonville St.	56 67	
				241	H	Southeast Mo. St.	56 54	148	A	Tennessee Tech	72 65	
				259	H	Murray St.	59 56	44	H	Belmont	62 80	

Non-Div I Games: Christian Bros. 100 62 Trevecca Nazarene 90 78

Austin Peay

■ Loss,
 ■ Non-Conf,
 ■ S Site,
 ■ Home
 ■ A Away
 N Neutral

BYU				STRENGTH OF SCHEDULE	OPP. STRENGTH OF SCHEDULE	TEAM RPI	ADJ. RPI	CONF. RPI	ADJ CONF. RPI
Average RPI Win:	153	WON-LOST RECORD	WINNING PCT. RANK						
Average RPI Loss:	109		LAST 10 GAMES						
DIV. I ONLY	25- 6	28	2- 0	69	98	25	25	7	7
DIV. I NON-CONF.	8- 3	72	0- 0	154	197	78	78	7	7

TOTALS	RPI 1-25	RPI 26-50	W-L RECORDS	RPI 51-100	RPI 101-150	RPI 150+			
25- 6	3- 0	1- 2	OVERALL	5- 2	2- 1	14- 1			
12- 2	1- 0	0- 2	HOME	2- 0	2- 0	7- 0			
9- 4	1- 0	1- 0	AWAY	1- 2	0- 1	6- 1			
4- 0	1- 0	0- 0	NEUTRAL	2- 0	0- 0	1- 0			
8- 3	0- 0	0- 1	NON-CONFERENCE	1- 1	1- 0	6- 1			
4- 1	0- 0	0- 1	HOME	0- 0	1- 0	3- 0			
2- 2	0- 0	0- 0	AWAY	0- 1	0- 0	2- 1			
2- 0	0- 0	0- 0	NEUTRAL	1- 0	0- 0	1- 0			
17- 3	3- 0	1- 1	CONFERENCE	4- 1	1- 1	8- 0			
8- 1	1- 0	0- 1	HOME	2- 0	1- 0	4- 0			
7- 2	1- 0	1- 0	AWAY	1- 1	0- 1	4- 0			
2- 0	1- 0	0- 0	NEUTRAL	1- 0	0- 0	0- 0			

RPI 1-25				Team's RPI: 25		RPI 26-50				RPI 51-100				RPI 101+					
RPI	S	Opponent	Score		RPI	S	Opponent	Score		RPI	S	Opponent	Score		RPI	S	Opponent	Score	
13	A	Gonzaga	66	64	40	H	California	52	70	58	N	TCU	61	58	105	A	Loyola Marymount	58	61
13	H	Gonzaga	70	68	49	A	Saint Mary's (CA)	74	73	92	A	Utah	67	78	105	H	Loyola Marymount	55	44
13	N	Gonzaga	82	68	49	H	Saint Mary's (CA)	75	78	97	A	Pepperdine	65	79	121	H	Northern Colo.	70	50
										97	H	Pepperdine	83	58	152	H	UC Riverside	72	70
										97	N	Pepperdine	68	63	164	A	Santa Clara	54	44
										98	A	Pacific	77	74	164	H	Santa Clara	69	64
										98	H	Pacific	75	49	179	A	Utah St.	62	57
															192	A	Portland	70	69
															192	H	Portland	79	71
															195	H	Eastern Wash.	80	65
															218	N	California Baptist	76	69
															250	A	San Francisco	67	59
															250	H	San Francisco	82	59
															269	A	Southern Utah	64	67
															271	A	San Diego	65	56
															271	H	San Diego	80	68
															279	H	Colorado St.	51	42
															289	A	Utah Valley	77	51
LAST 12 Division I GAMES:																			
					97	N	Pepperdine	68	63	192	A	Portland	70	69					
					13	N	Gonzaga	82	68	98	H	Pacific	75	49					
					164	H	Santa Clara	69	64	49	H	Saint Mary's (CA)	75	78					
					250	H	San Francisco	82	59	97	A	Pepperdine	65	79					
					271	H	San Diego	80	68	105	A	Loyola Marymount	58	61					
					13	A	Gonzaga	66	64	271	A	San Diego	65	56					

Non-Div I Games:

BYU

■ Loss,
 ■ Non-Conf,
 ■ S Site,
 ■ H Home
 ■ A Away
 N Neutral

Average RPI Win: 168	WON-LOST	WINNING	LAST 10	STRENGTH OF	OPP. STRENGTH	TEAM	ADJ.	CONF.	ADJ CONF.
Average RPI Loss: 101	RECORD	PCT. RANK	GAMES	SCHEDULE	OF SCHEDULE	RPI	RPI	RPI	RPI
DIV. I ONLY	7- 23	304	0- 1	50	87	215	215	8	8
DIV. I NON-CONF.	4- 7	228	0- 0	117	45	202	202	9	9
TOTALS	RPI 1-25	RPI 26-50	W-L RECORDS	RPI 51-100	RPI 101-150	RPI 150+			
7- 23	0- 0	0- 8	OVERALL	2- 8	2- 1	3- 6			
5- 9	0- 0	0- 3	HOME	2- 2	0- 1	3- 3			
2- 11	0- 0	0- 4	AWAY	0- 4	2- 0	0- 3			
0- 3	0- 0	0- 1	NEUTRAL	0- 2	0- 0	0- 0			
4- 7	0- 0	0- 1	NON-CONFERENCE	1- 5	1- 0	2- 1			
3- 2	0- 0	0- 0	HOME	1- 1	0- 0	2- 1			
1- 2	0- 0	0- 0	AWAY	0- 2	1- 0	0- 0			
0- 3	0- 0	0- 1	NEUTRAL	0- 2	0- 0	0- 0			
3- 16	0- 0	0- 7	CONFERENCE	1- 3	1- 1	1- 5			
2- 7	0- 0	0- 3	HOME	1- 1	0- 1	1- 2			
1- 9	0- 0	0- 4	AWAY	0- 2	1- 0	0- 3			
0- 0	0- 0	0- 0	NEUTRAL	0- 0	0- 0	0- 0			

RPI S	Opponent	Score	RPI S	Opponent	Score	RPI S	Opponent	Score	RPI S	Opponent	Score	Team's RPI: 215
			27 A	Central Mich.	63 81	71 A	Missouri St.	54 74	104 A	Western Ky.	86 83	
			27 H	Central Mich.	64 81	74 A	Butler	47 64	124 A	Northern Ill.	67 64	
			34 A	Ohio	62 94	75 A	Toledo	58 65	124 H	Northern Ill.	83 93	
			34 H	Ohio	75 90	75 A	Toledo	63 67	163 A	Akron	61 91	
			37 A	Buffalo	65 77	75 H	Toledo	62 63	194 A	Eastern Mich.	53 56	
			37 H	Buffalo	58 97	76 H	Cincinnati	75 63	194 H	Eastern Mich.	57 67	
			39 N	Quinnipiac	66 69	77 H	Kent St.	48 44	206 H	Vanderbilt	43 60	
			47 A	Miami (OH)	57 60	79 N	Duke	62 79	211 H	Bowling Green	77 70	
						86 N	Fordham	70 78	262 A	Western Mich.	54 72	
						90 H	Purdue	38 80	262 H	Western Mich.	62 65	
									280 H	Cleveland St.	67 62	
									303 H	Tennessee St.	90 51	
LAST 12 Division I GAMES:												
75 A	Toledo	63 67	262 A	Western Mich.	54 72							
27 A	Central Mich.	63 81	27 H	Central Mich.	64 81							
39 N	Quinnipiac	66 69	75 H	Toledo	62 63							
79 N	Duke	62 79	194 A	Eastern Mich.	53 56							
194 H	Eastern Mich.	57 67	163 A	Akron	61 91							
124 A	Northern Ill.	67 64	124 H	Northern Ill.	83 93							

Non-Div I Games: Urbana 99 62

Ball St.

■ Loss,
 ■ Non-Conf, S Site,
 ■ Home
 ■ Away
 N Neutral

Through Games Of March 17, 2013										
Average RPI Win:	91	WON-LOST	WINNING	LAST 10	STRENGTH OF	OPP. STRENGTH	TEAM	ADJ.	CONF.	ADJ CONF.
Average RPI Loss:	4	RECORD	PCT. RANK	GAMES	SCHEDULE	OF SCHEDULE	RPI	RPI	RPI	RPI
DIV. I ONLY	31- 1	1	1- 0	3	16	2	2	3	3	
DIV. I NON-CONF.	10- 1	17	0- 0	5	29	3	3	3	3	
TOTALS	RPI 1-25		RPI 26-50	W-L RECORDS	RPI 51-100	RPI 101-150	RPI 150+			
31- 1	6- 1		6- 0	OVERALL	5- 0	6- 0	8- 0			
15- 0	2- 0		2- 0	HOME	2- 0	3- 0	6- 0			
11- 1	3- 1		2- 0	AWAY	2- 0	2- 0	2- 0			
5- 0	1- 0		2- 0	NEUTRAL	1- 0	1- 0	0- 0			
10- 1	3- 1		1- 0	NON-CONFERENCE	1- 0	1- 0	4- 0			
6- 0	1- 0		0- 0	HOME	0- 0	1- 0	4- 0			
2- 1	2- 1		0- 0	AWAY	0- 0	0- 0	0- 0			
2- 0	0- 0		1- 0	NEUTRAL	1- 0	0- 0	0- 0			
21- 0	3- 0		5- 0	CONFERENCE	4- 0	5- 0	4- 0			
9- 0	1- 0		2- 0	HOME	2- 0	2- 0	2- 0			
9- 0	1- 0		2- 0	AWAY	2- 0	2- 0	2- 0			
3- 0	1- 0		1- 0	NEUTRAL	0- 0	1- 0	0- 0			

RPI 1-25				Team's RPI: 2		RPI 26-50				RPI 51-100				RPI 101+			
RPI	S	Opponent	Score	RPI	S	Opponent	Score	RPI	S	Opponent	Score	RPI	S	Opponent	Score		
4	A	Stanford	63 68	26	N	South Dakota St.	72 66	58	A	TCU	79 55	129	H	Morehead St.	96 58		
6	H	UConn	68 57	30	A	Texas	74 68	58	H	TCU	89 71	141	A	Texas Tech	73 56		
11	A	Iowa St.	73 60	30	H	Texas	64 35	69	N	Georgetown	67 46	141	H	Texas Tech	96 37		
11	H	Iowa St.	84 69	32	A	Kansas St.	71 48	81	A	West Virginia	63 57	141	N	Texas Tech	100 61		
11	N	Iowa St.	67 49	32	H	Kansas St.	65 50	81	H	West Virginia	79 47	143	A	Oklahoma St.	66 58		
19	A	South Carolina	94 69	32	N	Kansas St.	88 60					143	H	Oklahoma St.	76 44		
23	A	Arizona St.	65 59									154	A	Kansas	94 68		

Non-Div I Games:

Baylor

SCHEDULE				THROUGH GAMES OF MARCH 11, 1915						
Average RPI Win:	210	WON-LOST	WINNING	LAST 10	STRENGTH OF	OPP. STRENGTH	TEAM	ADJ.	CONF.	ADJ CONF.
Average RPI Loss:	75	RECORD	PCT. RANK	GAMES	SCHEDULE	OF SCHEDULE	RPI	RPI	RPI	RPI
DIV. I ONLY	26- 6	21	1- 0	142	190	44	44	22	22	
DIV. I NON-CONF.	7- 4	108	0- 0	89	26	50	50	22	22	

TOTALS	RPI 1-25		RPI 26-50		W-L RECORDS		RPI 51-100		RPI 101-150	RPI 150+
26- 6	0- 1		0- 1		OVERALL		2- 2		6- 2	18- 0
11- 2	0- 0		0- 0		HOME		0- 1		2- 1	9- 0
12- 4	0- 1		0- 1		AWAY		2- 1		2- 1	8- 0
3- 0	0- 0		0- 0		NEUTRAL		0- 0		2- 0	1- 0
7- 4	0- 1		0- 1		NON-CONFERENCE		2- 2		0- 0	5- 0
3- 1	0- 0		0- 0		HOME		0- 1		0- 0	3- 0
4- 3	0- 1		0- 1		AWAY		2- 1		0- 0	2- 0
0- 0	0- 0		0- 0		NEUTRAL		0- 0		0- 0	0- 0
19- 2	0- 0		0- 0		CONFERENCE		0- 0		6- 2	13- 0
8- 1	0- 0		0- 0		HOME		0- 0		2- 1	6- 0
8- 1	0- 0		0- 0		AWAY		0- 0		2- 1	6- 0
3- 0	0- 0		0- 0		NEUTRAL		0- 0		2- 0	1- 0

RPI 1-25					
RPI	S	Opponent	Score		
9	A	NC State	62	77	

RPI 26-50				Team's RPI: 44	
RPI	S	Opponent	Score		
50	A	Clemson	62	65	

RPI 51-100			
RPI	S	Opponent	Score
56	A	Tennessee	76 84
59	A	Wright St.	79 63
68	A	Middle Tenn.	45 38
75	H	Toledo	69 78

RPI 101+			
RPI	S	Opponent	Score
110	A	UT Martin	68 71
110	H	UT Martin	100 86
110	N	UT Martin	59 53
129	A	Morehead St.	77 57
129	H	Morehead St.	77 50
148	A	Tennessee Tech	99 67
148	H	Tennessee Tech	72 77
148	N	Tennessee Tech	62 48
159	H	Tulsa	78 53
169	A	Chattanooga	67 51
189	H	Arkansas St.	74 55
213	A	Jacksonville St.	64 41
213	H	Jacksonville St.	66 52
239	H	SIUE	87 54
241	A	Southeast Mo. St.	92 86
241	H	Southeast Mo. St.	91 57
241	N	Southeast Mo. St.	74 65
244	A	Northern Ky.	71 53
258	A	Austin Peay	80 62
259	A	Murray St.	65 58
294	H	Eastern Ill.	98 57
303	A	Tennessee St.	89 65
303	H	Tennessee St.	80 46
331	H	Lipscomb	83 43
333	A	Eastern Ky.	87 52
333	H	Eastern Ky.	69 43

LAST 12 Division I GAMES:					
148	N	Tennessee Tech	62	48	
241	N	Southeast Mo. St.	74	65	
110	N	UT Martin	59	53	
241	A	Southeast Mo. St.	92	86	
110	A	UT Martin	68	71	
239	H	SIUE	87	54	
294	H	Eastern Ill.	98	57	
148	A	Tennessee Tech	99	67	
303	A	Tennessee St.	89	65	
129	A	Morehead St.	77	57	
333	A	Eastern Ky.	87	52	
110	H	UT Martin	100	86	

Non-Div I Games:

Belmont

■ Loss, ■ Non-Conf, S Site, H Home A Away N Neutral

Through Games of March 17, 2013				Through Games of March 17, 2013						
Average RPI Win: 296		WON-LOST	WINNING	LAST 10	STRENGTH OF	OPP. STRENGTH	TEAM	ADJ.	CONF.	ADJ CONF.
Average RPI Loss: 206		RECORD	PCT. RANK	GAMES	SCHEDULE	OF SCHEDULE	RPI	RPI	RPI	RPI
DIV. I ONLY		16- 10	108	1- 0	346	338	220	220	32	32
DIV. I NON-CONF.		5- 5	162	0- 0	310	188	208	208	32	32

TOTALS	RPI 1-25		RPI 26-50		W-L RECORDS		RPI 51-100		RPI 101-150	RPI 150+
16- 10	0- 0		0- 0		OVERALL		0- 0		0- 3	16- 7
8- 3	0- 0		0- 0		HOME		0- 0		0- 0	8- 3
7- 7	0- 0		0- 0		AWAY		0- 0		0- 3	7- 4
1- 0	0- 0		0- 0		NEUTRAL		0- 0		0- 0	1- 0
5- 5	0- 0		0- 0		NON-CONFERENCE		0- 0		0- 3	5- 2
3- 0	0- 0		0- 0		HOME		0- 0		0- 0	3- 0
1- 5	0- 0		0- 0		AWAY		0- 0		0- 3	1- 2
1- 0	0- 0		0- 0		NEUTRAL		0- 0		0- 0	1- 0
11- 5	0- 0		0- 0		CONFERENCE		0- 0		0- 0	11- 5
5- 3	0- 0		0- 0		HOME		0- 0		0- 0	5- 3
6- 2	0- 0		0- 0		AWAY		0- 0		0- 0	6- 2
0- 0	0- 0		0- 0		NEUTRAL		0- 0		0- 0	0- 0

[illegible]

Non-Div I Games:	Flagler	74	59	Edward Waters	73	46
------------------	---------	----	----	---------------	----	----

Bethune-Cookman

Loss, Non-Conf, S Site, H Home A Away N Neutral

Binghamton

Through Games Of March 12, 2019

Average RPI Win:	279	WON-LOST	WINNING	LAST 10	STRENGTH OF	OPP. STRENGTH	TEAM	ADJ.	CONF.	ADJ CONF.
Average RPI Loss:	164	RECORD	PCT. RANK	GAMES	SCHEDULE	OF SCHEDULE	RPI	RPI	RPI	RPI
DIV. I ONLY	10- 18	250	0- 1	203	256	252	252	23	23	
DIV. I NON-CONF.	3- 8	267	0- 0	101	236	246	246	25	25	
TOTALS	RPI 1-25	RPI 26-50	W-L RECORDS	RPI 51-100	RPI 101-150	RPI 150+				
10- 18	0- 2	0- 1	OVERALL	0- 2	1- 4	9- 9				
6- 7	0- 0	0- 0	HOME	0- 1	1- 2	5- 4				
4- 11	0- 2	0- 1	AWAY	0- 1	0- 2	4- 5				
0- 0	0- 0	0- 0	NEUTRAL	0- 0	0- 0	0- 0				
3- 8	0- 2	0- 1	NON-CONFERENCE	0- 0	0- 1	3- 4				
3- 2	0- 0	0- 0	HOME	0- 0	0- 1	3- 1				
0- 6	0- 2	0- 1	AWAY	0- 0	0- 0	0- 3				
0- 0	0- 0	0- 0	NEUTRAL	0- 0	0- 0	0- 0				
7- 10	0- 0	0- 0	CONFERENCE	0- 2	1- 3	6- 5				
3- 5	0- 0	0- 0	HOME	0- 1	1- 1	2- 3				
4- 5	0- 0	0- 0	AWAY	0- 1	0- 2	4- 2				
0- 0	0- 0	0- 0	NEUTRAL	0- 0	0- 0	0- 0				

RPI 1-25					RPI 26-50					RPI 51-100					RPI 101+					Team's RPI: 252	
RPI	S	Opponent	Score		RPI	S	Opponent	Score		RPI	S	Opponent	Score		RPI	S	Opponent	Score			
1	A	Notre Dame	53	103	34	A	Ohio	49	86	61	A	Maine	66	95	103	A	Hartford	50	63		
12	A	Marquette	40	93						61	H	Maine	60	67	103	H	Hartford	73	62		
															126	H	Lehigh	55	65		
															138	A	Stony Brook	53	68		
															138	H	Stony Brook	56	65		
															171	H	Rider	57	62		
															196	H	Cornell	72	61		
															210	A	Dartmouth	39	63		
															235	A	Albany (NY)	56	61		
															235	A	Albany (NY)	56	61		
															235	H	Albany (NY)	62	71		
															272	A	Niagara	72	79		
															278	A	Vermont	59	50		
															278	H	Vermont	57	58		
															291	H	Army West Point	60	47		
															304	A	UMBC	58	46		
															304	H	UMBC	67	45		
															316	A	New Hampshire	71	62		
															316	H	New Hampshire	53	54		
															317	A	Lafayette	50	59		
															327	A	UMass Lowell	70	50		
															327	H	UMass Lowell	58	53		
															344	H	Fairleigh Dickinson	73	54		
LAST 12 Division I GAMES:																					
					235	A	Albany (NY)	56	61			316	H	New Hampshire	53	54					
					61	H	Maine	60	67			138	A	Stony Brook	53	68					
					103	A	Hartford	50	63			235	H	Albany (NY)	62	71					
					278	A	Vermont	59	50			103	H	Hartford	73	62					
					327	H	UMass Lowell	58	53			61	A	Maine	66	95					
					304	A	UMBC	58	46			327	A	UMass Lowell	70	50					

Non-Div I Games: Charleston (WV) 69 62 Caldwell 73 54

Binghamton

Loss, Non-Conf, S Site, H Home A Away N Neutral

Average RPI Win:	195	WON-LOST	WINNING	LAST 10	STRENGTH OF	OPP. STRENGTH	TEAM	ADJ.	CONF.	ADJ CONF.
Average RPI Loss:	100	RECORD	PCT. RANK	GAMES	SCHEDULE	OF SCHEDULE	RPI	RPI	RPI	RPI
DIV. I ONLY	25- 4	11	1- 0	215	99	42	42	15	15	
DIV. I NON-CONF.	7- 2	58	0- 0	156	13	58	58	12	12	
TOTALS	RPI 1-25	RPI 26-50	W-L RECORDS	RPI 51-100	RPI 101-150	RPI 150+				
25- 4	0- 1	0- 0	OVERALL	4- 1	5- 0	16- 2				
12- 1	0- 1	0- 0	HOME	2- 0	2- 0	8- 0				
8- 3	0- 0	0- 0	AWAY	0- 1	2- 0	6- 2				
5- 0	0- 0	0- 0	NEUTRAL	2- 0	1- 0	2- 0				
7- 2	0- 1	0- 0	NON-CONFERENCE	2- 0	2- 0	3- 1				
3- 1	0- 1	0- 0	HOME	0- 0	1- 0	2- 0				
1- 1	0- 0	0- 0	AWAY	0- 0	1- 0	0- 1				
3- 0	0- 0	0- 0	NEUTRAL	2- 0	0- 0	1- 0				
18- 2	0- 0	0- 0	CONFERENCE	2- 1	3- 0	13- 1				
9- 0	0- 0	0- 0	HOME	2- 0	1- 0	6- 0				
7- 2	0- 0	0- 0	AWAY	0- 1	1- 0	6- 1				
2- 0	0- 0	0- 0	NEUTRAL	0- 0	1- 0	1- 0				

RPI 1-25				RPI 26-50				Team's RPI: 42				RPI 51-100				RPI 101+			
RPI	S	Opponent	Score	RPI	S	Opponent	Score	RPI	S	Opponent	Score	RPI	S	Opponent	Score	RPI	S	Opponent	Score
3	H	Louisville	55 74									54	H	New Mexico	70 66	118	A	Fresno St.	72 60
												56	A	Wyoming	52 64	118	H	Fresno St.	83 76
												56	H	Wyoming	72 64	118	N	Fresno St.	89 77
												80	N	Idaho	91 85	134	A	Washington	73 69
												89	N	UNI	61 60	144	H	CSUN	74 63
																160	A	Washington St.	71 95
																179	A	Utah St.	68 81
																195	H	Eastern Wash.	67 55
																202	A	UNLV	64 57
																202	H	UNLV	53 38
																204	A	San Diego St.	69 66
																204	H	San Diego St.	91 67
																208	N	Saint Francis (PA)	78 64
																245	A	Nevada	75 74
																245	H	Nevada	80 65
																245	N	Nevada	72 67
																269	H	Southern Utah	88 53
																279	A	Colorado St.	72 63
																279	H	Colorado St.	70 57
																296	A	Air Force	80 60
																296	H	Air Force	79 48
																299	A	San Jose St.	83 69
																299	H	San Jose St.	99 68
LAST 12 Division I GAMES:																			
				118	N	Fresno St.	89 77					279	A	Colorado St.	72 63				
				245	N	Nevada	72 67					179	A	Utah St.	68 81				
				134	A	Washington	73 69					204	H	San Diego St.	91 67				
				296	A	Air Force	80 60					118	H	Fresno St.	83 76				
				54	H	New Mexico	70 66					299	A	San Jose St.	83 69				
				202	H	UNLV	53 38					202	A	UNLV	64 57				

Non-Div I Games: Southern Ore. 91 46 Northwest Chrst. 93 26

Boise St.

Loss, Non-Conf, S Site, H Home A Away N Neutral

Average RPI Win:	202	WON-LOST	WINNING	LAST 10	STRENGTH OF	OPP. STRENGTH	TEAM	ADJ.	CONF.	ADJ CONF.
Average RPI Loss:	45	RECORD	PCT. RANK	GAMES	SCHEDULE	OF SCHEDULE	RPI	RPI	RPI	RPI
DIV. I ONLY	14- 16	194	0- 1	62	31	132	132	1	1	
DIV. I NON-CONF.	11- 2	32	0- 0	237	306	106	106	1	1	
TOTALS	RPI 1-25	RPI 26-50	W-L RECORDS	RPI 51-100	RPI 101-150	RPI 150+				
14- 16	0- 8	0- 2	OVERALL	1- 4	3- 2	10- 0				
8- 9	0- 4	0- 1	HOME	1- 2	0- 2	7- 0				
4- 6	0- 4	0- 1	AWAY	0- 1	3- 0	1- 0				
2- 1	0- 0	0- 0	NEUTRAL	0- 1	0- 0	2- 0				
11- 2	0- 0	0- 0	NON-CONFERENCE	0- 0	1- 2	10- 0				
7- 2	0- 0	0- 0	HOME	0- 0	0- 2	7- 0				
2- 0	0- 0	0- 0	AWAY	0- 0	1- 0	1- 0				
2- 0	0- 0	0- 0	NEUTRAL	0- 0	0- 0	2- 0				
3- 14	0- 8	0- 2	CONFERENCE	1- 4	2- 0	0- 0				
1- 7	0- 4	0- 1	HOME	1- 2	0- 0	0- 0				
2- 6	0- 4	0- 1	AWAY	0- 1	2- 0	0- 0				
0- 1	0- 0	0- 0	NEUTRAL	0- 1	0- 0	0- 0				

RPI 1-25				RPI 26-50				RPI 51-100				RPI 101+ Team's RPI: 132			
RPI	S	Opponent	Score	RPI	S	Opponent	Score	RPI	S	Opponent	Score	RPI	S	Opponent	Score
1	A	Notre Dame	63 92	36	A	North Carolina	78 93	66	H	Georgia Tech	76 81	107	H	Minnesota	69 77
1	H	Notre Dame	47 97	50	H	Clemson	58 91	73	H	Virginia Tech	86 95	109	A	Houston	64 57
3	A	Louisville	51 87					79	H	Duke	92 90	120	H	Providence	57 61
9	H	NC State	69 85					96	A	Virginia	77 79	127	A	Pittsburgh	59 55
10	A	Syracuse	69 96					96	N	Virginia	61 77	150	A	Wake Forest	65 64
10	H	Syracuse	59 76									171	N	Rider	112 61
18	A	Miami (FL)	73 76									174	H	Boston U.	78 51
21	H	Florida St.	71 91									177	H	Holy Cross	89 63
LAST 12 Division I GAMES:															
		96 N Virginia	61 77			1	H Notre Dame	47 97							
		171 N Rider	112 61			10	A Syracuse	69 96							
		10 H Syracuse	59 76			96	A Virginia	77 79							
		3 A Louisville	51 87			73	H Virginia Tech	86 95							
		36 A North Carolina	78 93			79	H Duke	92 90							
		50 H Clemson	58 91			18	A Miami (FL)	73 76							

Non-Div I Games:

Boston College

■ Loss,
 ■ Non-Conf, S Site,
 ■ Home
 ■ Away
 N Neutral

Average RPI Win:	237	WON-LOST	WINNING	LAST 10	STRENGTH OF	OPP. STRENGTH	TEAM	ADJ.	CONF.	ADJ CONF.
Average RPI Loss:	150	RECORD	PCT. RANK	GAMES	SCHEDULE	OF SCHEDULE	RPI	RPI	RPI	RPI
DIV. I ONLY	15- 14	164	0- 1	190	239	174	174	18	18	
DIV. I NON-CONF.	4- 6	212	0- 0	227	213	237	237	21	21	
TOTALS	RPI 1-25	RPI 26-50	W-L RECORDS	RPI 51-100	RPI 101-150	RPI 150+				
15- 14	0- 0	1- 1	OVERALL	0- 3	3- 3	11- 7				
8- 6	0- 0	0- 1	HOME	0- 1	2- 0	6- 4				
7- 8	0- 0	1- 0	AWAY	0- 2	1- 3	5- 3				
0- 0	0- 0	0- 0	NEUTRAL	0- 0	0- 0	0- 0				
4- 6	0- 0	0- 0	NON-CONFERENCE	0- 1	1- 3	3- 2				
4- 0	0- 0	0- 0	HOME	0- 0	1- 0	3- 0				
0- 6	0- 0	0- 0	AWAY	0- 1	0- 3	0- 2				
0- 0	0- 0	0- 0	NEUTRAL	0- 0	0- 0	0- 0				
11- 8	0- 0	1- 1	CONFERENCE	0- 2	2- 0	8- 5				
4- 6	0- 0	0- 1	HOME	0- 1	1- 0	3- 4				
7- 2	0- 0	1- 0	AWAY	0- 1	1- 0	5- 1				
0- 0	0- 0	0- 0	NEUTRAL	0- 0	0- 0	0- 0				

RPI S	Opponent	Score	RPI S	Opponent	Score	RPI S	Opponent	Score	RPI S	Opponent	Score	Team's RPI: 174
43	A Bucknell	70 62	43	H Bucknell	58 62	78	A American	48 50	101	A Northeastern	51 81	
						78	H American	51 64	119	A Marist	57 68	
						88	A Harvard	47 67	126	A Lehigh	52 48	
									126	H Lehigh	58 45	
									128	H Delaware	72 61	
									132	A Boston College	51 78	
									177	A Holy Cross	69 75	
									177	H Holy Cross	61 64	
									177	H Holy Cross	70 72	
									205	A Massachusetts	55 66	
									210	A Dartmouth	44 64	
									246	A Colgate	61 53	
									246	H Colgate	72 81	
									255	A Navy	49 35	
									255	H Navy	66 55	
									266	A Loyola Maryland	64 62	
									266	H Loyola Maryland	55 59	
									281	H Brown	72 51	
									291	A Army West Point	67 42	
									291	H Army West Point	63 51	
									293	H Bryant	67 65	
									316	H New Hampshire	60 39	
									317	A Lafayette	47 44	
									317	H Lafayette	50 49	
LAST 12 Division I GAMES:												
177	H Holy Cross	70 72	177	H Holy Cross	61 64							
266	H Loyola Maryland	55 59	246	A Colgate	61 53							
291	A Army West Point	67 42	126	A Lehigh	52 48							
317	H Lafayette	50 49	43	H Bucknell	58 62							
255	H Navy	66 55	317	A Lafayette	47 44							
78	A American	48 50	255	A Navy	49 35							

Non-Div I Games:

Boston U.

Bowling Green

Through Games Of March 12, 2019

Average RPI Win:	210	WON-LOST	WINNING	LAST 10	STRENGTH OF	OPP. STRENGTH	TEAM	ADJ.	CONF.	ADJ CONF.
Average RPI Loss:	111	RECORD	PCT. RANK	GAMES	SCHEDULE	OF SCHEDULE	RPI	RPI	RPI	RPI
DIV. I ONLY	8- 21	284	0- 1	61	134	211	211	8	8	
DIV. I NON-CONF.	6- 4	125	0- 0	229	331	155	155	9	9	
TOTALS	RPI 1-25	RPI 26-50	W-L RECORDS	RPI 51-100	RPI 101-150	RPI 150+				
8- 21	0- 0	1- 7	OVERALL	1- 4	0- 3	6- 7				
6- 7	0- 0	1- 3	HOME	1- 1	0- 1	4- 2				
2- 13	0- 0	0- 4	AWAY	0- 3	0- 1	2- 5				
0- 1	0- 0	0- 0	NEUTRAL	0- 0	0- 1	0- 0				
6- 4	0- 0	0- 1	NON-CONFERENCE	0- 0	0- 1	6- 2				
4- 0	0- 0	0- 0	HOME	0- 0	0- 0	4- 0				
2- 3	0- 0	0- 1	AWAY	0- 0	0- 0	2- 2				
0- 1	0- 0	0- 0	NEUTRAL	0- 0	0- 1	0- 0				
2- 17	0- 0	1- 6	CONFERENCE	1- 4	0- 2	0- 5				
2- 7	0- 0	1- 3	HOME	1- 1	0- 1	0- 2				
0- 10	0- 0	0- 3	AWAY	0- 3	0- 1	0- 3				
0- 0	0- 0	0- 0	NEUTRAL	0- 0	0- 0	0- 0				

RPI S	Opponent	Score	RPI S	Opponent	Score	RPI S	Opponent	Score	RPI S	Opponent	Score	Team's RPI: 211
			27	H Central Mich.	54 92	75	A Toledo	56 76	124	A Northern Ill.	47 88	
			34	A Ohio	68 76	75	H Toledo	65 79	124	H Northern Ill.	52 66	
			34	H Ohio	79 82	77	A Kent St.	62 86	130	N Mercer	63 76	
			37	A Buffalo	61 75	77	A Kent St.	73 77	163	A Akron	71 74	
			37	H Buffalo	78 72	77	H Kent St.	62 49	163	H Akron	73 83	
			41	A Michigan St.	69 99				173	A Coastal Caro.	80 81	
			47	A Miami (OH)	62 75				178	H Robert Morris	61 60	
			47	H Miami (OH)	75 82				194	A Eastern Mich.	74 81	
									203	H Marshall	99 76	
									215	A Ball St.	70 77	
									217	A Xavier	49 65	
									253	H Loyola Chicago	88 74	
									262	H Western Mich.	82 84	
									287	A Canisius	74 53	
									310	A Valparaiso	79 72	
									336	H Detroit Mercy	79 73	
LAST 12 Division I GAMES:												
			77	A Kent St.	62 86	77	A Kent St.	73 77				
			34	A Ohio	68 76	37	H Buffalo	78 72				
			37	A Buffalo	61 75	47	H Miami (OH)	75 82				
			77	H Kent St.	62 49	124	A Northern Ill.	47 88				
			163	H Akron	73 83	75	A Toledo	56 76				
			47	A Miami (OH)	62 75	27	H Central Mich.	54 92				

Non-Div I Games: Davis & Elkins 63 28

Bowling Green

■ Loss,
 ■ Non-Conf,
 ■ S Site,
 ■ H Home
 ■ A Away
 N Neutral

Bradley

Through Games Of March 12, 2019

Average RPI Win:	255	WON-LOST	WINNING	LAST 10	STRENGTH OF	OPP. STRENGTH	TEAM	ADJ.	CONF.	ADJ CONF.
Average RPI Loss:	100	RECORD	PCT. RANK	GAMES	SCHEDULE	OF SCHEDULE	RPI	RPI	RPI	RPI
DIV. I ONLY	19- 9	75	1- 0	309	167	151	151	13	13	
DIV. I NON-CONF.	9- 1	29	1- 0	349	239	157	157	15	15	
TOTALS	RPI 1-25	RPI 26-50	W-L RECORDS	RPI 51-100	RPI 101-150	RPI 150+				
19- 9	0- 2	0- 0	OVERALL	0- 5	4- 1	15- 1				
11- 3	0- 1	0- 0	HOME	0- 2	2- 0	9- 0				
7- 6	0- 1	0- 0	AWAY	0- 3	1- 1	6- 1				
1- 0	0- 0	0- 0	NEUTRAL	0- 0	1- 0	0- 0				
9- 1	0- 0	0- 0	NON-CONFERENCE	0- 1	1- 0	8- 0				
5- 0	0- 0	0- 0	HOME	0- 0	0- 0	5- 0				
3- 1	0- 0	0- 0	AWAY	0- 1	0- 0	3- 0				
1- 0	0- 0	0- 0	NEUTRAL	0- 0	1- 0	0- 0				
10- 8	0- 2	0- 0	CONFERENCE	0- 4	3- 1	7- 1				
6- 3	0- 1	0- 0	HOME	0- 2	2- 0	4- 0				
4- 5	0- 1	0- 0	AWAY	0- 2	1- 1	3- 1				
0- 0	0- 0	0- 0	NEUTRAL	0- 0	0- 0	0- 0				

RPI 1-25				RPI 26-50				RPI 51-100				RPI 101+				Team's RPI: 151	
RPI	S	Opponent	Score	RPI	S	Opponent	Score	RPI	S	Opponent	Score	RPI	S	Opponent	Score		
16	A	Drake	63 95					71	A	Missouri St.	60 82	128	N	Delaware	59 47		
16	H	Drake	63 92					71	H	Missouri St.	56 68	140	A	Illinois St.	79 68		
								89	A	UNI	57 61	140	H	Illinois St.	75 65		
								89	H	UNI	78 81	149	A	Southern Ill.	55 62		
								90	A	Purdue	61 74	149	H	Southern Ill.	58 53		
												231	A	Indiana St.	61 45		
												231	H	Indiana St.	81 80		
												240	H	Western Ill.	82 68		
												241	H	Southeast Mo. St.	85 79		
												253	A	Loyola Chicago	69 56		
												253	H	Loyola Chicago	71 59		
												280	A	Cleveland St.	67 65		
												294	H	Eastern Ill.	67 64		
												306	A	Fla. Atlantic	80 59		
												309	H	Oakland	73 64		
												310	A	Valparaiso	73 76		
												310	H	Valparaiso	87 76		
												326	A	Omaha	80 60		
												330	A	Evansville	75 68		
												330	H	Evansville	81 63		
												349	H	Chicago St.	89 59		
LAST 12 Division I GAMES:																	
306	A	Fla. Atlantic	80 59	71	A	Missouri St.	60 82	149	A	Southern Ill.	55 62						
16	A	Drake	63 95	330	H	Evansville	81 63	231	H	Indiana St.	81 80						
89	A	UNI	57 61	253	A	Loyola Chicago	69 56	310	A	Valparaiso	73 76						
253	H	Loyola Chicago	71 59	140	H	Illinois St.	75 65										

Non-Div I Games: Rockhurst 83 40

Bradley

■ Loss,
 ■ Non-Conf, S Site,
 ■ Home
 ■ Away
 N Neutral

Average RPI Win:	269	WON-LOST	WINNING	LAST 10	STRENGTH OF	OPP. STRENGTH	TEAM	ADJ.	CONF.	ADJ CONF.
Average RPI Loss:	145	RECORD	PCT. RANK	GAMES	SCHEDULE	OF SCHEDULE	RPI	RPI	RPI	RPI
DIV. I ONLY	7- 21	300	0- 1	181	211	281	281	11	11	
DIV. I NON-CONF.	6- 8	199	0- 1	255	314	227	227	11	11	
TOTALS	RPI 1-25	RPI 26-50	W-L RECORDS	RPI 51-100	RPI 101-150	RPI 150+				
7- 21	0- 0	0- 2	OVERALL	0- 7	1- 2	6- 10				
4- 8	0- 0	0- 1	HOME	0- 3	1- 0	3- 4				
2- 13	0- 0	0- 1	AWAY	0- 4	0- 2	2- 6				
1- 0	0- 0	0- 0	NEUTRAL	0- 0	0- 0	1- 0				
6- 8	0- 0	0- 2	NON-CONFERENCE	0- 1	0- 1	6- 4				
3- 2	0- 0	0- 1	HOME	0- 0	0- 0	3- 1				
2- 6	0- 0	0- 1	AWAY	0- 1	0- 1	2- 3				
1- 0	0- 0	0- 0	NEUTRAL	0- 0	0- 0	1- 0				
1- 13	0- 0	0- 0	CONFERENCE	0- 6	1- 1	0- 6				
1- 6	0- 0	0- 0	HOME	0- 3	1- 0	0- 3				
0- 7	0- 0	0- 0	AWAY	0- 3	0- 1	0- 3				
0- 0	0- 0	0- 0	NEUTRAL	0- 0	0- 0	0- 0				

RPI S	Opponent	Score	RPI S	Opponent	Score	RPI S	Opponent	Score	RPI S	Opponent	Score	Team's RPI: 281
29	A Rutgers	52 73	51	A Princeton	74 93	124	A Northern Ill.	102 109				
43	H Bucknell	78 91	51	H Princeton	68 88	137	A Yale	72 84				
			60	A Penn	43 83	137	H Yale	86 71				
			60	H Penn	53 75	174	A Boston U.	51 72				
			61	A Maine	96 102	177	A Holy Cross	89 85				
			88	A Harvard	55 98	196	A Cornell	48 66				
			88	H Harvard	83 100	196	H Cornell	53 65				
						205	H Massachusetts	61 90				
						210	A Dartmouth	43 78				
						210	H Dartmouth	61 81				
						251	A Columbia	62 93				
						251	H Columbia	81 83				
						257	A Rhode Island	67 72				
						282	H Fairfield	68 49				
						293	A Bryant	57 75				
						293	N Bryant	84 68				
						316	H New Hampshire	76 70				
						328	H Central Conn. St.	68 63				
						349	A Chicago St.	90 65				
LAST 12 Division I GAMES:												
257	A Rhode Island	67 72	88	A Harvard	55 98							
60	H Penn	53 75	251	H Columbia	81 83							
51	H Princeton	68 88	196	H Cornell	53 65							
196	A Cornell	48 66	51	A Princeton	74 93							
251	A Columbia	62 93	60	A Penn	43 83							
210	A Dartmouth	43 78	88	H Harvard	83 100							

Non-Div I Games: Johnson & Wales (RI78 46 Adelphi 75 62

Brown

Loss, Non-Conf, S Site, H Home A Away N Neutral

Average RPI Win:	297	WON-LOST	WINNING	LAST 10	STRENGTH OF	OPP. STRENGTH	TEAM	ADJ.	CONF.	ADJ CONF.
Average RPI Loss:	197	RECORD	PCT. RANK	GAMES	SCHEDULE	OF SCHEDULE	RPI	RPI	RPI	RPI
DIV. I ONLY	11- 19	242	0- 1	312	321	293	293	30	30	
DIV. I NON-CONF.	2- 9	297	0- 0	252	223	307	307	31	31	
TOTALS	RPI 1-25	RPI 26-50	W-L RECORDS	RPI 51-100	RPI 101-150	RPI 150+				
11- 19	0- 0	0- 0	OVERALL	0- 2	0- 3	11- 14				
7- 5	0- 0	0- 0	HOME	0- 1	0- 0	7- 4				
4- 12	0- 0	0- 0	AWAY	0- 1	0- 2	4- 9				
0- 2	0- 0	0- 0	NEUTRAL	0- 0	0- 1	0- 1				
2- 9	0- 0	0- 0	NON-CONFERENCE	0- 2	0- 3	2- 4				
1- 2	0- 0	0- 0	HOME	0- 1	0- 0	1- 1				
1- 5	0- 0	0- 0	AWAY	0- 1	0- 2	1- 2				
0- 2	0- 0	0- 0	NEUTRAL	0- 0	0- 1	0- 1				
9- 10	0- 0	0- 0	CONFERENCE	0- 0	0- 0	9- 10				
6- 3	0- 0	0- 0	HOME	0- 0	0- 0	6- 3				
3- 7	0- 0	0- 0	AWAY	0- 0	0- 0	3- 7				
0- 0	0- 0	0- 0	NEUTRAL	0- 0	0- 0	0- 0				

RPI S	Opponent	Score	RPI S	Opponent	Score	RPI S	Opponent	Score	RPI S	Opponent	Score	Team's RPI: 293
						61	H Maine	57 74	103	A Hartford	57 67	
						81	A West Virginia	48 94	120	N Providence	64 72	
									132	A Boston College	46 83	
									174	A Boston U.	65 67	
									177	H Holy Cross	62 81	
									178	A Robert Morris	56 59	
									178	H Robert Morris	57 60	
									181	A Sacred Heart	48 49	
									181	H Sacred Heart	57 67	
									208	A Saint Francis (PA)	66 78	
									208	A Saint Francis (PA)	78 91	
									208	H Saint Francis (PA)	66 63	
									223	A Mt. St. Mary's	73 68	
									223	H Mt. St. Mary's	77 59	
									247	A St. Francis Brooklyn	77 101	
									247	H St. Francis Brooklyn	55 60	
									281	H Brown	75 57	
									281	N Brown	68 84	
									316	A New Hampshire	74 79	
									318	A Wagner	84 69	
									318	H Wagner	76 73	
									327	A UMass Lowell	58 57	
									328	A Central Conn. St.	65 66	
									328	H Central Conn. St.	72 60	
									344	A Fairleigh Dickinson	53 63	
									344	H Fairleigh Dickinson	68 48	
LAST 12 Division I GAMES:												
208	A	Saint Francis (PA)	78	91	223	H	Mt. St. Mary's	77	59			
120	N	Providence	64	72	344	H	Fairleigh Dickinson	68	48			
318	H	Wagner	76	73	181	H	Sacred Heart	57	67			
351	A	LIU Brooklyn	69	54	208	A	Saint Francis (PA)	66	78			
247	A	St. Francis Brooklyn	77	101	178	A	Robert Morris	56	59			
318	A	Wagner	84	69	328	A	Central Conn. St.	65	66			

Non-Div I Games:

Bryant

■ Loss,
 ■ Non-Conf,
 ■ S Site,
 ■ H Home
 ■ A Away
 N Neutral

B
r
y
a
n
t

RPI S Opponent Score

Through Games Of March 12, 2019

RPI	S	Opponent	Score	
351	A	LIU Brooklyn	69	54
351	H	LIU Brooklyn	69	62

B
r
y
a
n
t

Bryant

Average RPI Win:	218	WON-LOST	WINNING	LAST 10	STRENGTH OF	OPP. STRENGTH	TEAM	ADJ.	CONF.	ADJ CONF.
Average RPI Loss:	87	RECORD	PCT. RANK	GAMES	SCHEDULE	OF SCHEDULE	RPI	RPI	RPI	RPI
DIV. I ONLY	26- 5	15	1- 0	168	199	43	43	18	18	
DIV. I NON-CONF.	9- 3	62	0- 0	107	136	34	34	21	21	
TOTALS	RPI 1-25	RPI 26-50	W-L RECORDS	RPI 51-100	RPI 101-150	RPI 150+				
26- 5	0- 2	1- 0	OVERALL	2- 1	3- 0	20- 2				
13- 1	0- 0	1- 0	HOME	1- 0	2- 0	9- 1				
11- 4	0- 2	0- 0	AWAY	1- 1	1- 0	9- 1				
2- 0	0- 0	0- 0	NEUTRAL	0- 0	0- 0	2- 0				
9- 3	0- 2	1- 0	NON-CONFERENCE	0- 1	1- 0	7- 0				
4- 0	0- 0	1- 0	HOME	0- 0	1- 0	2- 0				
3- 3	0- 2	0- 0	AWAY	0- 1	0- 0	3- 0				
2- 0	0- 0	0- 0	NEUTRAL	0- 0	0- 0	2- 0				
17- 2	0- 0	0- 0	CONFERENCE	2- 0	2- 0	13- 2				
9- 1	0- 0	0- 0	HOME	1- 0	1- 0	7- 1				
8- 1	0- 0	0- 0	AWAY	1- 0	1- 0	6- 1				
0- 0	0- 0	0- 0	NEUTRAL	0- 0	0- 0	0- 0				

RPI 1-25				RPI 26-50				Team's RPI: 43	RPI 51-100				RPI 101+			
RPI	S	Opponent	Score	RPI	S	Opponent	Score		RPI	S	Opponent	Score	RPI	S	Opponent	Score
10	A	Syracuse	56 70	39	H	Quinnipiac	75 58		64	A	Drexel	42 64	122	H	Youngstown St.	73 68
11	A	Iowa St.	61 86						78	A	American	65 64	126	A	Lehigh	73 68
									78	H	American	71 56	126	H	Lehigh	71 53
													171	H	Rider	80 59
													174	A	Boston U.	62 58
													174	H	Boston U.	62 70
													177	A	Holy Cross	60 61
													177	H	Holy Cross	75 71
													205	N	Massachusetts	77 58
													216	A	Monmouth	70 32
													246	A	Colgate	90 62
													246	H	Colgate	76 58
													255	A	Navy	77 43
													255	H	Navy	90 48
													260	A	St. Bonaventure	77 46
													266	A	Loyola Maryland	75 57
													266	H	Loyola Maryland	88 63
													266	H	Loyola Maryland	87 55
													281	A	Brown	91 78
													282	N	Fairfield	77 54
													291	A	Army West Point	66 52
													291	H	Army West Point	84 66
													317	A	Lafayette	56 47
													317	H	Lafayette	75 43
													325	H	Iona	81 43
LAST 12 Division I GAMES:																
266	H	Loyola Maryland	88 63	246	H	Colgate	76 58									
291	H	Army West Point	84 66	126	A	Lehigh	73 68									
78	A	American	65 64	317	H	Lafayette	75 43									
255	H	Navy	90 48	174	A	Boston U.	62 58									
177	A	Holy Cross	60 61	255	A	Navy	77 43									
266	H	Loyola Maryland	87 55	177	H	Holy Cross	75 71									

Non-Div I Games:

Bucknell

■ Loss,
■ Non-Conf, S Site,
■ Home
■ Away
N Neutral

Average RPI Win:	166	WON-LOST	WINNING	LAST 10	STRENGTH OF	OPP. STRENGTH	TEAM	ADJ.	CONF.	ADJ CONF.
Average RPI Loss:	74	RECORD	PCT. RANK	GAMES	SCHEDULE	OF SCHEDULE	RPI	RPI	RPI	RPI
DIV. I ONLY	20- 9	68	0- 1	55	88	37	37	8	8	
DIV. I NON-CONF.	8- 3	72	0- 0	95	114	41	41	9	9	
TOTALS	RPI 1-25	RPI 26-50	W-L RECORDS	RPI 51-100	RPI 101-150	RPI 150+				
20- 9	0- 2	4- 3	OVERALL	3- 1	1- 1	12- 2				
9- 3	0- 1	1- 2	HOME	2- 0	1- 0	5- 0				
9- 6	0- 1	2- 1	AWAY	0- 1	0- 1	7- 2				
2- 0	0- 0	1- 0	NEUTRAL	1- 0	0- 0	0- 0				
8- 3	0- 2	1- 0	NON-CONFERENCE	1- 0	0- 1	6- 0				
2- 1	0- 1	0- 0	HOME	0- 0	0- 0	2- 0				
4- 2	0- 1	0- 0	AWAY	0- 0	0- 1	4- 0				
2- 0	0- 0	1- 0	NEUTRAL	1- 0	0- 0	0- 0				
12- 6	0- 0	3- 3	CONFERENCE	2- 1	1- 0	6- 2				
7- 2	0- 0	1- 2	HOME	2- 0	1- 0	3- 0				
5- 4	0- 0	2- 1	AWAY	0- 1	0- 0	3- 2				
0- 0	0- 0	0- 0	NEUTRAL	0- 0	0- 0	0- 0				

RPI	S	Opponent	Score	RPI	S	Opponent	Score	Team's RPI: 37	RPI	S	Opponent	Score	RPI	S	Opponent	Score
4	H	Stanford	55 62	26	N	South Dakota St.	61 55		69	N	Georgetown	73 64	117	A	Dayton	59 72
5	A	Oregon	82 102	27	A	Central Mich.	65 76		75	H	Toledo	73 63	124	H	Northern Ill.	93 64
				27	H	Central Mich.	95 100		77	A	Kent St.	53 62	163	A	Akron	59 70
				34	A	Ohio	73 43		77	H	Kent St.	75 66	163	H	Akron	91 72
				34	H	Ohio	71 74						194	A	Eastern Mich.	91 84
				47	A	Miami (OH)	66 59						207	A	UMES	69 63
				47	H	Miami (OH)	86 61						210	A	Dartmouth	75 69
													211	A	Bowling Green	72 78
													211	H	Bowling Green	75 61
													215	A	Ball St.	97 58
													215	H	Ball St.	77 65
													260	H	St. Bonaventure	90 43
													262	A	Western Mich.	61 59
													272	H	Niagara	88 61
													287	A	Canisius	84 66
													328	A	Central Conn. St.	82 69
LAST 12 Division I GAMES:																
77	A	Kent St.	53 62	211	A	Bowling Green	72 78									
211	H	Bowling Green	75 61	77	H	Kent St.	75 66									
47	H	Miami (OH)	86 61	75	H	Toledo	73 63									
34	A	Ohio	73 43	27	A	Central Mich.	65 76									
163	A	Akron	59 70	215	A	Ball St.	97 58									
27	H	Central Mich.	95 100	124	H	Northern Ill.	93 64									

Non-Div I Games:

Buffalo

Average RPI Win: 159	WON-LOST	WINNING	LAST 10	STRENGTH OF	OPP. STRENGTH	TEAM	ADJ.	CONF.	ADJ CONF.
Average RPI Loss: 71	RECORD	PCT. RANK	GAMES	SCHEDULE	OF SCHEDULE	RPI	RPI	RPI	RPI
DIV. I ONLY	21- 9	59	0- 1	121	65	74	74	6	6
DIV. I NON-CONF.	10- 1	17	0- 0	288	168	67	67	4	4
TOTALS	RPI 1-25	RPI 26-50	W-L RECORDS	RPI 51-100	RPI 101-150	RPI 150+			
21- 9	1- 3	0- 1	OVERALL	6- 2	4- 3	10- 0			
12- 4	0- 2	0- 0	HOME	2- 1	3- 1	7- 0			
7- 4	1- 1	0- 1	AWAY	3- 0	1- 2	2- 0			
2- 1	0- 0	0- 0	NEUTRAL	1- 1	0- 0	1- 0			
10- 1	0- 0	0- 1	NON-CONFERENCE	1- 0	1- 0	8- 0			
7- 0	0- 0	0- 0	HOME	0- 0	1- 0	6- 0			
1- 1	0- 0	0- 1	AWAY	0- 0	0- 0	1- 0			
2- 0	0- 0	0- 0	NEUTRAL	1- 0	0- 0	1- 0			
11- 8	1- 3	0- 0	CONFERENCE	5- 2	3- 3	2- 0			
5- 4	0- 2	0- 0	HOME	2- 1	2- 1	1- 0			
6- 3	1- 1	0- 0	AWAY	3- 0	1- 2	1- 0			
0- 1	0- 0	0- 0	NEUTRAL	0- 1	0- 0	0- 0			

RPI 1-25				RPI 26-50				RPI 51-100				Team's RPI: 74	RPI 101+			
RPI	S	Opponent	Score	RPI	S	Opponent	Score	RPI	S	Opponent	Score		RPI	S	Opponent	Score
12	A	Marquette	61 57	46	A	Indiana	46 66	55	A	Villanova	63 55		114	A	St. John's (NY)	73 68
12	H	Marquette	58 87					55	H	Villanova	62 60		114	H	St. John's (NY)	66 45
20	A	DePaul	62 76					69	A	Georgetown	59 50		120	A	Providence	68 74
20	H	DePaul	78 86					69	H	Georgetown	42 72		120	H	Providence	63 66
								93	A	Creighton	75 43		140	H	Illinois St.	58 56
								93	H	Creighton	66 46		142	A	Seton Hall	62 83
								93	N	Creighton	51 60		142	H	Seton Hall	62 59
								100	N	Ohio St.	66 53		163	A	Akron	63 47
													194	N	Eastern Mich.	73 63
													215	H	Ball St.	64 47
													217	A	Xavier	63 41
													217	H	Xavier	63 38
													231	H	Indiana St.	72 49
													240	H	Western Ill.	92 51
													259	H	Murray St.	86 65
													294	H	Eastern Ill.	72 37
													327	H	UMass Lowell	89 36
LAST 12 Division I GAMES:																
				93	N	Creighton	51 60	93	H	Creighton	66 46					
				55	H	Villanova	62 60	217	H	Xavier	63 38					
				69	H	Georgetown	42 72	142	A	Seton Hall	62 83					
				20	A	DePaul	62 76	114	A	St. John's (NY)	73 68					
				12	A	Marquette	61 57	12	H	Marquette	58 87					
				120	H	Providence	63 66	20	H	DePaul	78 86					

Non-Div I Games:

Butler

■ Loss,
■ Non-Conf, S Site,
■ Home
■ Away
N Neutral

CSU Bakersfield

Through Games Of March 12, 2019

Average RPI Win:	279	WON-LOST	WINNING	LAST 10	STRENGTH OF	OPP. STRENGTH	TEAM	ADJ.	CONF.	ADJ CONF.
Average RPI Loss:	218	RECORD	PCT. RANK	GAMES	SCHEDULE	OF SCHEDULE	RPI	RPI	RPI	RPI
DIV. I ONLY	11- 16	224	1- 0	325	324	277	277	31	31	
DIV. I NON-CONF.	2- 9	297	0- 0	267	258	305	305	30	30	
TOTALS	RPI 1-25	RPI 26-50	W-L RECORDS	RPI 51-100	RPI 101-150	RPI 150+				
11- 16	0- 1	0- 0	OVERALL	1- 0	0- 2	10- 13				
6- 4	0- 0	0- 0	HOME	1- 0	0- 1	5- 3				
5- 12	0- 1	0- 0	AWAY	0- 0	0- 1	5- 10				
0- 0	0- 0	0- 0	NEUTRAL	0- 0	0- 0	0- 0				
2- 9	0- 1	0- 0	NON-CONFERENCE	1- 0	0- 0	1- 8				
1- 1	0- 0	0- 0	HOME	1- 0	0- 0	0- 1				
1- 8	0- 1	0- 0	AWAY	0- 0	0- 0	1- 7				
0- 0	0- 0	0- 0	NEUTRAL	0- 0	0- 0	0- 0				
9- 7	0- 0	0- 0	CONFERENCE	0- 0	0- 2	9- 5				
5- 3	0- 0	0- 0	HOME	0- 0	0- 1	5- 2				
4- 4	0- 0	0- 0	AWAY	0- 0	0- 1	4- 3				
0- 0	0- 0	0- 0	NEUTRAL	0- 0	0- 0	0- 0				

RPI 1-25				RPI 26-50				RPI 51-100				RPI 101+ Team's RPI: 277			
RPI	S	Opponent	Score	RPI	S	Opponent	Score	RPI	S	Opponent	Score	RPI	S	Opponent	Score
24	A	Oregon St.	52 92					59	H	Wright St.	76 74	133	A	New Mexico St.	48 61
												133	H	New Mexico St.	59 61
												152	H	UC Riverside	67 79
												176	A	UC Irvine	78 85
												188	A	North Texas	59 71
												218	A	California Baptist	43 67
												218	H	California Baptist	45 68
												229	A	UTRGV	56 64
												229	H	UTRGV	68 63
												232	A	SMU	43 49
												243	A	UMKC	67 57
												243	H	UMKC	85 71
												261	A	Cal St. Fullerton	56 64
												267	A	UTEP	47 53
												289	A	Utah Valley	70 78
												289	H	Utah Valley	92 73
												290	A	UC Santa Barbara	56 48
												299	A	San Jose St.	72 82
												326	A	Omaha	46 53
												337	A	Seattle U	70 60
												337	H	Seattle U	58 68
												341	A	Grand Canyon	59 46
												341	H	Grand Canyon	51 37
												349	A	Chicago St.	67 56
												349	H	Chicago St.	80 47
LAST 12 Division I GAMES:															
289	H	Utah Valley	92 73	229	A	UTRGV	56 64	133	A	New Mexico St.	48 61	341	A	Grand Canyon	59 46
337	H	Seattle U	58 68	341	A	Grand Canyon	59 46	218	H	California Baptist	45 68	349	A	Chicago St.	67 56
341	H	Grand Canyon	51 37	349	A	Chicago St.	67 56	243	A	UMKC	67 57				
218	A	California Baptist	43 67												
243	H	UMKC	85 71												
349	H	Chicago St.	80 47												

Non-Div I Games: Whittier 74 46 Westcliff 91 37

CSU Bakersfield

Loss, Non-Conf, S Site, H Home A Away N Neutral

Average RPI Win:	242	WON-LOST	WINNING	LAST 10	STRENGTH OF	OPP. STRENGTH	TEAM	ADJ.	CONF.	ADJ CONF.
Average RPI Loss:	101	RECORD	PCT. RANK	GAMES	SCHEDULE	OF SCHEDULE	RPI	RPI	RPI	RPI
DIV. I ONLY	16- 14	154	0- 1	146	158	144	144	20	20	
DIV. I NON-CONF.	6- 8	199	0- 1	84	34	139	139	20	20	
TOTALS	RPI 1-25	RPI 26-50	W-L RECORDS	RPI 51-100	RPI 101-150	RPI 150+				
16- 14	0- 2	0- 2	OVERALL	0- 5	0- 1	16- 4				
10- 4	0- 0	0- 0	HOME	0- 2	0- 1	10- 1				
6- 10	0- 2	0- 2	AWAY	0- 3	0- 0	6- 3				
0- 0	0- 0	0- 0	NEUTRAL	0- 0	0- 0	0- 0				
6- 8	0- 2	0- 2	NON-CONFERENCE	0- 3	0- 1	6- 0				
4- 2	0- 0	0- 0	HOME	0- 1	0- 1	4- 0				
2- 6	0- 2	0- 2	AWAY	0- 2	0- 0	2- 0				
0- 0	0- 0	0- 0	NEUTRAL	0- 0	0- 0	0- 0				
10- 6	0- 0	0- 0	CONFERENCE	0- 2	0- 0	10- 4				
6- 2	0- 0	0- 0	HOME	0- 1	0- 0	6- 1				
4- 4	0- 0	0- 0	AWAY	0- 1	0- 0	4- 3				
0- 0	0- 0	0- 0	NEUTRAL	0- 0	0- 0	0- 0				

RPI S	Opponent	Score	RPI S	Opponent	Score	RPI S	Opponent	Score	RPI S	Opponent	Score	Team's RPI: 144
4	A Stanford	43 69	40	A California	42 67	52	A Southern California	42 58	105	H Loyola Marymount	53 72	
16	A Drake	63 73	42	A Boise St.	63 74	80	A Idaho	73 88	152	A UC Riverside	51 63	
						84	A UC Davis	54 70	152	H UC Riverside	69 56	
						84	H UC Davis	49 60	160	H Washington St.	65 52	
						88	H Harvard	55 75	164	A Santa Clara	53 38	
									176	A UC Irvine	61 65	
									176	H UC Irvine	68 58	
									199	A Hawaii	49 29	
									199	H Hawaii	68 69	
									204	H San Diego St.	77 74	
									218	H California Baptist	73 67	
									261	A Cal St. Fullerton	73 64	
									261	H Cal St. Fullerton	74 44	
									265	A Long Beach St.	51 37	
									265	H Long Beach St.	60 45	
									290	A UC Santa Barbara	60 61	
									290	H UC Santa Barbara	73 65	
									299	H San Jose St.	76 40	
									319	A Cal Poly	61 49	
									319	H Cal Poly	68 52	
									326	A Omaha	64 52	
LAST 12 Division I GAMES:												
88	H Harvard	55 75	261	A Cal St. Fullerton	73 64							
199	H Hawaii	68 69	319	H Cal Poly	68 52							
176	H UC Irvine	68 58	290	A UC Santa Barbara	60 61							
319	A Cal Poly	61 49	84	A UC Davis	54 70							
152	A UC Riverside	51 63	261	H Cal St. Fullerton	74 44							
265	H Long Beach St.	60 45	265	A Long Beach St.	51 37							

Non-Div I Games:

CSUN

■ Loss,
■ Non-Conf,
■ S Site,
■ Home
■ A Away
N Neutral

Average RPI Win: 270		WON-LOST	WINNING	LAST 10	STRENGTH OF	OPP. STRENGTH	TEAM	ADJ.	CONF.	ADJ CONF.
Average RPI Loss: 161		RECORD	PCT. RANK	GAMES	SCHEDULE	OF SCHEDULE	RPI	RPI	RPI	RPI
DIV. I ONLY		5- 21	324	0- 1	248	183	319	319	20	20
DIV. I NON-CONF.		2- 8	293	0- 0	256	58	296	296	20	20
TOTALS		RPI 1-25	RPI 26-50	W-L RECORDS	RPI 51-100	RPI 101-150	RPI 150+			
5- 21	0- 1		0- 2	OVERALL	0- 3	0- 3	5- 12			
4- 8	0- 0		0- 1	HOME	0- 2	0- 1	4- 4			
1- 12	0- 1		0- 1	AWAY	0- 1	0- 2	1- 7			
0- 1	0- 0		0- 0	NEUTRAL	0- 0	0- 0	0- 1			
2- 8	0- 1		0- 2	NON-CONFERENCE	0- 1	0- 1	2- 3			
1- 3	0- 0		0- 1	HOME	0- 1	0- 0	1- 1			
1- 4	0- 1		0- 1	AWAY	0- 0	0- 1	1- 1			
0- 1	0- 0		0- 0	NEUTRAL	0- 0	0- 0	0- 1			
3- 13	0- 0		0- 0	CONFERENCE	0- 2	0- 2	3- 9			
3- 5	0- 0		0- 0	HOME	0- 1	0- 1	3- 3			
0- 8	0- 0		0- 0	AWAY	0- 1	0- 1	0- 6			
0- 0	0- 0		0- 0	NEUTRAL	0- 0	0- 0	0- 0			

RPI 1-25				RPI 26-50				RPI 51-100				RPI 101+				Team's RPI: 319	
RPI	S	Opponent	Score	RPI	S	Opponent	Score	RPI	S	Opponent	Score	RPI	S	Opponent	Score		
24	A	Oregon St.	54 79	33	A	UCLA	35 81	84	A	UC Davis	54 87	118	A	Fresno St.	58 76		
				49	H	Saint Mary's (CA)	51 69	84	H	UC Davis	61 85	144	A	CSUN	52 68		
								97	H	Pepperdine	63 70	144	H	CSUN	49 61		
												152	A	UC Riverside	66 80		
												152	H	UC Riverside	68 75		
												176	A	UC Irvine	57 73		
												176	H	UC Irvine	59 75		
												195	H	Eastern Wash.	59 55		
												199	A	Hawaii	52 70		
												199	H	Hawaii	54 71		
												226	H	Illinois	51 74		
												250	N	San Francisco	62 65		
												261	A	Cal St. Fullerton	64 78		
												261	H	Cal St. Fullerton	69 58		
												264	A	Sacramento St.	85 88		
												265	A	Long Beach St.	58 61		
												265	H	Long Beach St.	66 59		
												290	A	UC Santa Barbara	42 44		
												290	H	UC Santa Barbara	75 67		
												337	A	Seattle U	60 50		
LAST 12 Division I GAMES:																	
				84	A	UC Davis	54 87	144	A	CSUN	52 68						
				144	H	CSUN	49 61	84	H	UC Davis	61 85						
				290	A	UC Santa Barbara	42 44	265	H	Long Beach St.	66 59						
				261	H	Cal St. Fullerton	69 58	199	A	Hawaii	52 70						
				152	H	UC Riverside	68 75	176	A	UC Irvine	57 73						
				152	A	UC Riverside	66 80	199	H	Hawaii	54 71						

Non-Div I Games:	Academy of Art	87	65
------------------	----------------	----	----

Cal Poly

■ Loss, ■ Non-Conf, S Site, H Home A Away N Neutral

Average RPI Win:	267	WON-LOST	WINNING	LAST 10	STRENGTH OF	OPP. STRENGTH	TEAM	ADJ.	CONF.	ADJ CONF.
Average RPI Loss:	174	RECORD	PCT. RANK	GAMES	SCHEDULE	OF SCHEDULE	RPI	RPI	RPI	RPI
DIV. I ONLY	13- 16	207	0- 1	321	246	261	261	20	20	
DIV. I NON-CONF.	7- 5	132	0- 0	321	293	231	231	20	20	
TOTALS	RPI 1-25	RPI 26-50	W-L RECORDS	RPI 51-100	RPI 101-150	RPI 150+				
13- 16	0- 0	0- 0	OVERALL	0- 3	0- 3	13- 10				
7- 7	0- 0	0- 0	HOME	0- 2	0- 1	7- 4				
6- 8	0- 0	0- 0	AWAY	0- 1	0- 2	6- 5				
0- 1	0- 0	0- 0	NEUTRAL	0- 0	0- 0	0- 1				
7- 5	0- 0	0- 0	NON-CONFERENCE	0- 1	0- 1	7- 3				
3- 3	0- 0	0- 0	HOME	0- 1	0- 0	3- 2				
4- 2	0- 0	0- 0	AWAY	0- 0	0- 1	4- 1				
0- 0	0- 0	0- 0	NEUTRAL	0- 0	0- 0	0- 0				
6- 11	0- 0	0- 0	CONFERENCE	0- 2	0- 2	6- 7				
4- 4	0- 0	0- 0	HOME	0- 1	0- 1	4- 2				
2- 6	0- 0	0- 0	AWAY	0- 1	0- 1	2- 4				
0- 1	0- 0	0- 0	NEUTRAL	0- 0	0- 0	0- 1				

RPI S	Opponent	Score	RPI S	Opponent	Score	RPI S	Opponent	Score	RPI S	Opponent	Score	Team's RPI: 261
						84	A UC Davis	51 75	134	A Washington	74 83	
						84	H UC Davis	39 75	144	A CSUN	44 74	
						98	H Pacific	64 72	144	H CSUN	64 73	
									152	A UC Riverside	59 62	
									152	H UC Riverside	67 75	
									164	H Santa Clara	60 64	
									176	A UC Irvine	61 65	
									176	H UC Irvine	67 58	
									192	A Portland	74 83	
									199	A Hawaii	55 70	
									199	H Hawaii	72 68	
									204	H San Diego St.	72 83	
									210	H Dartmouth	67 62	
									218	A California Baptist	79 65	
									251	A Columbia	61 58	
									265	A Long Beach St.	50 47	
									265	H Long Beach St.	53 59	
									265	N Long Beach St.	54 60	
									277	H CSU Bakersfield	64 56	
									289	H Utah Valley	56 55	
									290	A UC Santa Barbara	59 52	
									290	H UC Santa Barbara	74 62	
									319	A Cal Poly	58 69	
									319	H Cal Poly	78 64	
									337	A Seattle U	57 54	
									347	A Saint Peter's	69 45	
LAST 12 Division I GAMES:												
			265	N Long Beach St.	54 60	290	H UC Santa Barbara	74 62				
			152	H UC Riverside	67 75	144	H CSUN	64 73				
			265	A Long Beach St.	50 47	176	A UC Irvine	61 65				
			199	A Hawaii	55 70	152	A UC Riverside	59 62				
			176	H UC Irvine	67 58	265	H Long Beach St.	53 59				
			319	A Cal Poly	58 69	144	A CSUN	44 74				

Non-Div I Games: Antelope Valley 77 65

Cal St. Fullerton

Loss, Non-Conf, S Site, H Home A Away N Neutral

California

Through Games Of March 12, 2019

Average RPI Win:	125	WON-LOST	WINNING	LAST 10	STRENGTH OF	OPP. STRENGTH	TEAM	ADJ.	CONF.	ADJ CONF.
Average RPI Loss:	37	RECORD	PCT. RANK	GAMES	SCHEDULE	OF SCHEDULE	RPI	RPI	RPI	RPI
DIV. I ONLY	19- 12	109	1- 0	32	3	40	40	2	2	
DIV. I NON-CONF.	9- 2	43	0- 0	74	23	28	28	2	2	
TOTALS	RPI 1-25	RPI 26-50	W-L RECORDS	RPI 51-100	RPI 101-150	RPI 150+				
19- 12	3- 6	1- 2	OVERALL	3- 4	5- 0	7- 0				
9- 5	2- 3	0- 1	HOME	2- 1	3- 0	2- 0				
7- 6	1- 2	1- 1	AWAY	0- 3	2- 0	3- 0				
3- 1	0- 1	0- 0	NEUTRAL	1- 0	0- 0	2- 0				
9- 2	1- 1	1- 0	NON-CONFERENCE	1- 1	3- 0	3- 0				
3- 2	0- 1	0- 0	HOME	0- 1	2- 0	1- 0				
4- 0	1- 0	1- 0	AWAY	0- 0	1- 0	1- 0				
2- 0	0- 0	0- 0	NEUTRAL	1- 0	0- 0	1- 0				
10- 10	2- 5	0- 2	CONFERENCE	2- 3	2- 0	4- 0				
6- 3	2- 2	0- 1	HOME	2- 0	1- 0	1- 0				
3- 6	0- 2	0- 1	AWAY	0- 3	1- 0	2- 0				
1- 1	0- 1	0- 0	NEUTRAL	0- 0	0- 0	1- 0				

RPI	S	Opponent	Score	RPI	S	Opponent	Score	Team's RPI: 40	RPI	S	Opponent	Score	RPI	S	Opponent	Score
4	A	Stanford	50 75	33	A	UCLA	74 80		52	A	Southern California	76 86	109	H	Houston	80 79
4	H	Stanford	81 80	33	H	UCLA	79 84		52	H	Southern California	66 59	134	A	Washington	71 65
4	N	Stanford	54 72	49	A	Saint Mary's (CA)	81 78		82	A	Arizona	55 60	134	H	Washington	79 70
5	H	Oregon	82 105						82	H	Arizona	82 76	144	H	CSUN	67 42
6	H	UConn	66 76						88	H	Harvard	79 85	146	A	Penn St.	75 58
23	A	Arizona St.	61 62						92	A	Utah	74 87	160	A	Washington St.	80 58
23	H	Arizona St.	69 60						98	N	Pacific	81 69	160	H	Washington St.	77 63
24	H	Oregon St.	74 82										160	N	Washington St.	77 58
25	A	BYU	70 52										167	N	Tulane	65 57
													175	A	Colorado	80 60
													271	A	San Diego	70 53
													290	H	UC Santa Barbara	69 45
LAST 12 Division I GAMES:																
160	N	Washington St.	77 58	33	A	UCLA	74 80		52	A	Southern California	76 86				
4	N	Stanford	54 72	24	H	Oregon St.	74 82		5	H	Oregon	82 105				
160	A	Washington St.	80 58	4	A	Stanford	50 75		4	H	Stanford	81 80				
134	A	Washington	71 65													
82	H	Arizona	82 76													
23	H	Arizona St.	69 60													

Non-Div I Games:

California

Loss, Non-Conf, S Site, H Home A Away N Neutral

California Baptist

Through Games Of March 12, 2019

Average RPI Win:	287	WON-LOST	WINNING	LAST 10	STRENGTH OF	OPP. STRENGTH	TEAM	ADJ.	CONF.	ADJ CONF.
Average RPI Loss:	186	RECORD	PCT. RANK	GAMES	SCHEDULE	OF SCHEDULE	RPI	RPI	RPI	RPI
DIV. I ONLY	14- 11	139	0- 1	316	327	218	218	31	31	
DIV. I NON-CONF.	3- 6	241	0- 0	203	235	232	232	30	30	
TOTALS	RPI 1-25	RPI 26-50	W-L RECORDS	RPI 51-100	RPI 101-150	RPI 150+				
14- 11	0- 1	0- 0	OVERALL	0- 0	0- 4	14- 6				
7- 4	0- 0	0- 0	HOME	0- 0	0- 2	7- 2				
7- 6	0- 0	0- 0	AWAY	0- 0	0- 2	7- 4				
0- 1	0- 1	0- 0	NEUTRAL	0- 0	0- 0	0- 0				
3- 6	0- 1	0- 0	NON-CONFERENCE	0- 0	0- 2	3- 3				
1- 2	0- 0	0- 0	HOME	0- 0	0- 1	1- 1				
2- 3	0- 0	0- 0	AWAY	0- 0	0- 1	2- 2				
0- 1	0- 1	0- 0	NEUTRAL	0- 0	0- 0	0- 0				
11- 5	0- 0	0- 0	CONFERENCE	0- 0	0- 2	11- 3				
6- 2	0- 0	0- 0	HOME	0- 0	0- 1	6- 1				
5- 3	0- 0	0- 0	AWAY	0- 0	0- 1	5- 2				
0- 0	0- 0	0- 0	NEUTRAL	0- 0	0- 0	0- 0				

RPI 1-25				RPI 26-50				RPI 51-100				RPI 101+				Team's RPI: 218	
RPI	S	Opponent	Score	RPI	S	Opponent	Score	RPI	S	Opponent	Score	RPI	S	Opponent	Score		
25	N	BYU	69 76									108	H	Idaho St.	57 72		
												133	A	New Mexico St.	69 76		
												133	H	New Mexico St.	64 92		
												144	A	CSUN	67 73		
												152	H	UC Riverside	65 57		
												204	A	San Diego St.	67 83		
												221	A	Northern Ariz.	88 91		
												229	A	UTRGV	56 60		
												229	H	UTRGV	66 63		
												243	A	UMKC	95 92		
												243	H	UMKC	74 78		
												261	H	Cal St. Fullerton	65 79		
												265	A	Long Beach St.	85 83		
												277	A	CSU Bakersfield	68 45		
												277	H	CSU Bakersfield	67 43		
												289	A	Utah Valley	92 74		
												289	H	Utah Valley	83 54		
												290	A	UC Santa Barbara	76 64		
												337	A	Seattle U	86 64		
												337	H	Seattle U	100 83		
												341	A	Grand Canyon	71 75		
												341	H	Grand Canyon	93 50		
												349	A	Chicago St.	93 67		
												349	H	Chicago St.	89 52		
LAST 12 Division I GAMES:																	
				133	H	New Mexico St.	64 92					243	A	UMKC	95 92		
				229	H	UTRGV	66 63					349	A	Chicago St.	93 67		
				289	A	Utah Valley	92 74					337	H	Seattle U	100 83		
				337	A	Seattle U	86 64					289	H	Utah Valley	83 54		
				277	H	CSU Bakersfield	67 43					341	A	Grand Canyon	71 75		
				341	H	Grand Canyon	93 50					277	A	CSU Bakersfield	68 45		

Non-Div I Games: La Sierra 91 44 Notre Dame de Namur 80 47 Westcliff 133 43 Fresno Pacific 93 71
California Baptist

Loss, Non-Conf, S Site, H Home A Away N Neutral

Campbell

Through Games Of March 12, 2019

Average RPI Win:	297	WON-LOST	WINNING	LAST 10	STRENGTH OF	OPP. STRENGTH	TEAM	ADJ.	CONF.	ADJ CONF.
Average RPI Loss:	157	RECORD	PCT. RANK	GAMES	SCHEDULE	OF SCHEDULE	RPI	RPI	RPI	RPI
DIV. I ONLY	17- 11	114	1- 0	330	312	212	212	27	27	
DIV. I NON-CONF.	6- 3	91	0- 0	337	327	234	234	29	29	
TOTALS	RPI 1-25	RPI 26-50	W-L RECORDS	RPI 51-100	RPI 101-150	RPI 150+				
17- 11	0- 0	0- 0	OVERALL	0- 5	0- 1	17- 5				
8- 6	0- 0	0- 0	HOME	0- 3	0- 0	8- 3				
8- 5	0- 0	0- 0	AWAY	0- 2	0- 1	8- 2				
1- 0	0- 0	0- 0	NEUTRAL	0- 0	0- 0	1- 0				
6- 3	0- 0	0- 0	NON-CONFERENCE	0- 1	0- 1	6- 1				
2- 2	0- 0	0- 0	HOME	0- 1	0- 0	2- 1				
3- 1	0- 0	0- 0	AWAY	0- 0	0- 1	3- 0				
1- 0	0- 0	0- 0	NEUTRAL	0- 0	0- 0	1- 0				
11- 8	0- 0	0- 0	CONFERENCE	0- 4	0- 0	11- 4				
6- 4	0- 0	0- 0	HOME	0- 2	0- 0	6- 2				
5- 4	0- 0	0- 0	AWAY	0- 2	0- 0	5- 2				
0- 0	0- 0	0- 0	NEUTRAL	0- 0	0- 0	0- 0				

RPI 1-25			RPI 26-50			RPI 51-100				RPI 101+		Team's RPI: 212
RPI	S	Opponent	Score	RPI	S	Opponent	Score	RPI	S	Opponent	Score	
								83	A	Radford	57	61
								83	H	Radford	52	56
								95	A	High Point	60	65
								95	H	High Point	69	70
								99	H	Old Dominion	59	83
					</							

Non-Div I Games: William Peace 65 36 Columbia (SC) 93 46

Campbell

Loss, Non-Conf, S Site, H Home A Away N Neutral

Average RPI Win: 278		WON-LOST	WINNING	LAST 10	STRENGTH OF	OPP. STRENGTH	TEAM	ADJ.	CONF.	ADJ CONF.
Average RPI Loss: 182		RECORD	PCT. RANK	GAMES	SCHEDULE	OF SCHEDULE	RPI	RPI	RPI	RPI
DIV. I ONLY		11- 19	242	0- 1	292	265	287	287	26	26
DIV. I NON-CONF.		2- 9	297	0- 0	262	219	319	319	27	27
TOTALS		RPI 1-25	RPI 26-50	W-L RECORDS	RPI 51-100	RPI 101-150	RPI 150+			
11- 19	0- 0		0- 4	OVERALL	0- 0	0- 3	11- 12			
7- 8	0- 0		0- 3	HOME	0- 0	0- 2	7- 3			
4- 10	0- 0		0- 1	AWAY	0- 0	0- 1	4- 8			
0- 1	0- 0		0- 0	NEUTRAL	0- 0	0- 0	0- 1			
2- 9	0- 0		0- 2	NON-CONFERENCE	0- 0	0- 1	2- 6			
1- 5	0- 0		0- 2	HOME	0- 0	0- 1	1- 2			
1- 4	0- 0		0- 0	AWAY	0- 0	0- 0	1- 4			
0- 0	0- 0		0- 0	NEUTRAL	0- 0	0- 0	0- 0			
9- 10	0- 0		0- 2	CONFERENCE	0- 0	0- 2	9- 6			
6- 3	0- 0		0- 1	HOME	0- 0	0- 1	6- 1			
3- 6	0- 0		0- 1	AWAY	0- 0	0- 1	3- 4			
0- 1	0- 0		0- 0	NEUTRAL	0- 0	0- 0	0- 1			

[illegible]

Non-Div I Games:

Canisius

■ Loss, ■ Non-Conf, S Site, H Home A Away N Neutral

Central Ark.

Through Games Of March 12, 2019

Average RPI Win: 317	WON-LOST	WINNING	LAST 10	STRENGTH OF	OPP. STRENGTH	TEAM	ADJ.	CONF.	ADJ CONF.
Average RPI Loss: 153	RECORD	PCT. RANK	GAMES	SCHEDULE	OF SCHEDULE	RPI	RPI	RPI	RPI
DIV. I ONLY	7- 17	278	0- 1	244	288	286	286	25	25
DIV. I NON-CONF.	1- 5	311	0- 0	184	104	258	258	23	23
TOTALS	RPI 1-25	RPI 26-50	W-L RECORDS	RPI 51-100	RPI 101-150	RPI 150+			
7- 17	0- 1	0- 1	OVERALL	0- 3	0- 3	7- 9			
4- 6	0- 0	0- 0	HOME	0- 1	0- 2	4- 3			
3- 11	0- 1	0- 1	AWAY	0- 2	0- 1	3- 6			
0- 0	0- 0	0- 0	NEUTRAL	0- 0	0- 0	0- 0			
1- 5	0- 1	0- 1	NON-CONFERENCE	0- 0	0- 1	1- 2			
0- 1	0- 0	0- 0	HOME	0- 0	0- 1	0- 0			
1- 4	0- 1	0- 1	AWAY	0- 0	0- 0	1- 2			
0- 0	0- 0	0- 0	NEUTRAL	0- 0	0- 0	0- 0			
6- 12	0- 0	0- 0	CONFERENCE	0- 3	0- 2	6- 7			
4- 5	0- 0	0- 0	HOME	0- 1	0- 1	4- 3			
2- 7	0- 0	0- 0	AWAY	0- 2	0- 1	2- 4			
0- 0	0- 0	0- 0	NEUTRAL	0- 0	0- 0	0- 0			

RPI 1-25				RPI 26-50				RPI 51-100				RPI 101+ Team's RPI: 286			
RPI	S	Opponent	Score	RPI	S	Opponent	Score	RPI	S	Opponent	Score	RPI	S	Opponent	Score
17	A	Texas A&M	27 84	32	A	Kansas St.	54 70	53	A	Lamar University	37 57	116	H	South Alabama	50 58
								63	A	SFA	43 79	145	A	Abilene Christian	70 77
								63	H	SFA	53 59	145	H	Abilene Christian	65 67
												155	A	Oklahoma	52 65
												157	A	Nicholls St.	52 68
												157	H	Nicholls St.	60 64
												172	A	Sam Houston St.	62 66
												172	H	Sam Houston St.	59 71
												249	A	Jackson St.	56 65
												274	H	A&M-Corpus Christi	65 73
												282	A	New Orleans	62 60
												308	H	Incarinate Word	74 43
												312	H	McNeese	76 45
												315	A	Northwestern St.	74 78
												315	H	Northwestern St.	74 52
												322	A	Southeastern La.	53 62
												322	H	Southeastern La.	75 33
												332	A	Houston Baptist	77 58
												350	A	Alcorn	57 46
LAST 12 Division I GAMES:															
315	A	Northwestern St.	74 78	332	A	Houston Baptist	77 58								
172	H	Sam Houston St.	59 71	322	H	Southeastern La.	75 33								
145	H	Abilene Christian	65 67	315	H	Northwestern St.	74 52								
63	A	SFA	43 79	63	H	SFA	53 59								
157	A	Nicholls St.	52 68	145	A	Abilene Christian	70 77								
312	H	McNeese	76 45	282	A	New Orleans	62 60								

Non-Div I Games: Central Baptist 55 34 Crowley's Ridge 91 33 Williams Baptist 70 35 Hendrix 72 40 Central Ark.

Loss, Non-Conf, S Site, H Home A Away N Neutral

GENERAL CONF. DATA				THROUGH GAMES OF MARCH 11, 1913						
Average RPI Win:	295	WON-LOST	WINNING	LAST 10	STRENGTH OF	OPP. STRENGTH	TEAM	ADJ.	CONF.	ADJ CONF.
Average RPI Loss:	210	RECORD	PCT. RANK	GAMES	SCHEDULE	OF SCHEDULE	RPI	RPI	RPI	RPI
DIV. I ONLY	7- 21	300	0- 1	300	329	328	328	30	30	
DIV. I NON-CONF.	3- 7	256	0- 0	182	212	238	238	31	31	

TOTALS	RPI 1-25	RPI 26-50		W-L RECORDS		RPI 51-100	RPI 101-150	RPI 150+		
7- 21	0- 0	0- 2		OVERALL		0- 0	0- 3	7- 16		
4- 9	0- 0	0- 1		HOME		0- 0	0- 2	4- 6		
3- 12	0- 0	0- 1		AWAY		0- 0	0- 1	3- 10		
0- 0	0- 0	0- 0		NEUTRAL		0- 0	0- 0	0- 0		
3- 7	0- 0	0- 2		NON-CONFERENCE		0- 0	0- 3	3- 2		
1- 3	0- 0	0- 1		HOME		0- 0	0- 2	1- 0		
2- 4	0- 0	0- 1		AWAY		0- 0	0- 1	2- 2		
0- 0	0- 0	0- 0		NEUTRAL		0- 0	0- 0	0- 0		
4- 14	0- 0	0- 0		CONFERENCE		0- 0	0- 0	4- 14		
3- 6	0- 0	0- 0		HOME		0- 0	0- 0	3- 6		
1- 8	0- 0	0- 0		AWAY		0- 0	0- 0	1- 8		
0- 0	0- 0	0- 0		NEUTRAL		0- 0	0- 0	0- 0		

[illegible]

Non-Div I Games:

Central Conn. St.

■ Loss, ■ Non-Conf, S Site, H Home A Away N Neutral

Central Mich.

Through Games Of March 12, 2019

Average RPI Win:	146	WON-LOST	WINNING	LAST 10	STRENGTH OF	OPP. STRENGTH	TEAM	ADJ.	CONF.	ADJ CONF.
Average RPI Loss:	59	RECORD	PCT. RANK	GAMES	SCHEDULE	OF SCHEDULE	RPI	RPI	RPI	RPI
DIV. I ONLY	24- 6	29	1- 0	58	77	27	27	8	8	
DIV. I NON-CONF.	9- 3	62	0- 0	87	6	42	42	9	9	
TOTALS	RPI 1-25	RPI 26-50	W-L RECORDS	RPI 51-100	RPI 101-150	RPI 150+				
24- 6	2- 1	4- 3	OVERALL	3- 1	3- 0	12- 1				
10- 4	1- 1	1- 3	HOME	1- 0	2- 0	5- 0				
13- 1	1- 0	3- 0	AWAY	2- 1	1- 0	6- 0				
1- 1	0- 0	0- 0	NEUTRAL	0- 0	0- 0	1- 1				
9- 3	2- 1	1- 1	NON-CONFERENCE	1- 0	1- 0	4- 1				
3- 2	1- 1	0- 1	HOME	0- 0	1- 0	1- 0				
5- 0	1- 0	1- 0	AWAY	1- 0	0- 0	2- 0				
1- 1	0- 0	0- 0	NEUTRAL	0- 0	0- 0	1- 1				
15- 3	0- 0	3- 2	CONFERENCE	2- 1	2- 0	8- 0				
7- 2	0- 0	1- 2	HOME	1- 0	1- 0	4- 0				
8- 1	0- 0	2- 0	AWAY	1- 1	1- 0	4- 0				
0- 0	0- 0	0- 0	NEUTRAL	0- 0	0- 0	0- 0				

RPI 1-25				RPI 26-50				Team's RPI: 27	RPI 51-100				RPI 101+			
RPI	S	Opponent	Score	RPI	S	Opponent	Score		RPI	S	Opponent	Score	RPI	S	Opponent	Score
3	H	Louisville	68 72	26	H	South Dakota St.	71 80		75	A	Toledo	59 62	104	H	Western Ky.	108 90
15	H	UCF	75 68	34	A	Ohio	88 70		75	H	Toledo	78 45	124	A	Northern Ill.	89 66
18	A	Miami (FL)	90 80	34	H	Ohio	75 78		77	A	Kent St.	82 75	124	H	Northern Ill.	76 52
				37	A	Buffalo	100 95		96	A	Virginia	74 61	163	H	Akron	94 71
				37	H	Buffalo	76 65						167	N	Tulane	57 68
				39	A	Quinnipiac	67 52						169	N	Chattanooga	73 50
				47	H	Miami (OH)	67 70						194	A	Eastern Mich.	87 60
LAST 12 Division I GAMES:																
215	H	Ball St.	81 63	37	A	Buffalo	100 95		262	A	Western Mich.	87 53	211	A	Bowling Green	92 54
75	H	Toledo	78 45	34	H	Ohio	75 78		37	H	Buffalo	76 65	215	A	Ball St.	81 64
262	H	Western Mich.	88 57	211	A	Bowling Green	92 54		215	H	Ball St.	81 63	262	A	Western Mich.	87 53
194	A	Eastern Mich.	87 60	194	H	Eastern Mich.	71 61		262	H	Western Mich.	88 57	309	H	Oakland	104 61
215	A	Ball St.	81 64						325	A	Iona	82 39				
124	H	Northern Ill.	76 52													

Non-Div I Games:

Central Mich.

■ Loss,
 ■ Non-Conf, S Site,
 ■ Home
 ■ Away
 N Neutral

Charleston So.

Through Games Of March 12, 2019

Average RPI Win:	294	WON-LOST	WINNING	LAST 10	STRENGTH OF	OPP. STRENGTH	TEAM	ADJ.	CONF.	ADJ CONF.
Average RPI Loss:	194	RECORD	PCT. RANK	GAMES	SCHEDULE	OF SCHEDULE	RPI	RPI	RPI	RPI
DIV. I ONLY	10- 17	241	1- 0	307	315	292	292	27	27	
DIV. I NON-CONF.	0- 8	336	0- 0	277	307	347	347	29	29	
TOTALS	RPI 1-25	RPI 26-50	W-L RECORDS	RPI 51-100	RPI 101-150	RPI 150+				
10- 17	0- 0	0- 0	OVERALL	0- 3	0- 2	10- 12				
6- 7	0- 0	0- 0	HOME	0- 2	0- 1	6- 4				
4- 10	0- 0	0- 0	AWAY	0- 1	0- 1	4- 8				
0- 0	0- 0	0- 0	NEUTRAL	0- 0	0- 0	0- 0				
0- 8	0- 0	0- 0	NON-CONFERENCE	0- 0	0- 2	0- 6				
0- 3	0- 0	0- 0	HOME	0- 0	0- 1	0- 2				
0- 5	0- 0	0- 0	AWAY	0- 0	0- 1	0- 4				
0- 0	0- 0	0- 0	NEUTRAL	0- 0	0- 0	0- 0				
10- 9	0- 0	0- 0	CONFERENCE	0- 3	0- 0	10- 6				
6- 4	0- 0	0- 0	HOME	0- 2	0- 0	6- 2				
4- 5	0- 0	0- 0	AWAY	0- 1	0- 0	4- 4				
0- 0	0- 0	0- 0	NEUTRAL	0- 0	0- 0	0- 0				

RPI 1-25			RPI 26-50			RPI 51-100			RPI 101+			Team's RPI: 292
RPI	S	Opponent	Score	RPI	S	Opponent	Score	RPI	S	Opponent	Score	
						83 H Radford	41 67	111 A Georgia			75 83	
						95 A High Point	64 71	148 H Tennessee Tech			55 77	
						95 H High Point	62 69	153 H Davidson			34 72	
								180 A UNC Asheville			45 62	
								180 H UNC Asheville			70 59	
								193 A Hampton			72 57	
								193 H Hampton			66 74	
								212 A Campbell			51 52	
								212 H Campbell			58 60	
								214 A Florida			60 70	
								233 A North Florida			76 82	
								234 H Jacksonville			58 68	
								238 A Gardner-Webb			65 75	
								238 H Gardner-Webb			66 58	
								295 A Col. of Charleston			52 79	
								297 A South Carolina St.			58 67	
								305 A Winthrop			52 57	
								305 H Winthrop			67 57	
								320 A Presbyterian			63 55	
								338 A Longwood			81 74	
								338 H Longwood			79 67	
								343 A USC Upstate			78 75	
								343 H USC Upstate			67 52	
								343 H USC Upstate			74 62	
LAST 12 Division I GAMES:												
						343 H USC Upstate	67 52	193 A Hampton			72 57	
						338 H Longwood	79 67	95 H High Point			62 69	
						305 H Winthrop	67 57	343 H USC Upstate			74 62	
						180 A UNC Asheville	45 62	180 H UNC Asheville			70 59	
						238 H Gardner-Webb	66 58	320 A Presbyterian			63 55	
						212 A Campbell	51 52	238 A Gardner-Webb			65 75	

Non-Div I Games: Converse 101 50 Columbia (SC) 89 57 Erskine 74 50

Charleston So.

Loss, Non-Conf, S Site, H Home A Away N Neutral

Average RPI Win:	198	WON-LOST	WINNING	LAST 10	STRENGTH OF	OPP. STRENGTH	TEAM	ADJ.	CONF.	ADJ CONF.
Average RPI Loss:	128	RECORD	PCT. RANK	GAMES	SCHEDULE	OF SCHEDULE	RPI	RPI	RPI	RPI
DIV. I ONLY	17- 11	114	1- 0	90	189	106	106	14	14	
DIV. I NON-CONF.	8- 4	91	1- 0	47	256	61	61	17	17	
TOTALS	RPI 1-25	RPI 26-50	W-L RECORDS	RPI 51-100	RPI 101-150	RPI 150+				
17- 11	0- 0	0- 1	OVERALL	3- 3	2- 3	12- 4				
13- 2	0- 0	0- 0	HOME	2- 1	1- 1	10- 0				
3- 9	0- 0	0- 1	AWAY	1- 2	1- 2	1- 4				
1- 0	0- 0	0- 0	NEUTRAL	0- 0	0- 0	1- 0				
8- 4	0- 0	0- 0	NON-CONFERENCE	1- 2	1- 2	6- 0				
6- 1	0- 0	0- 0	HOME	1- 0	0- 1	5- 0				
1- 3	0- 0	0- 0	AWAY	0- 2	1- 1	0- 0				
1- 0	0- 0	0- 0	NEUTRAL	0- 0	0- 0	1- 0				
9- 7	0- 0	0- 1	CONFERENCE	2- 1	1- 1	6- 4				
7- 1	0- 0	0- 0	HOME	1- 1	1- 0	5- 0				
2- 6	0- 0	0- 1	AWAY	1- 0	0- 1	1- 4				
0- 0	0- 0	0- 0	NEUTRAL	0- 0	0- 0	0- 0				

RPI 1-25				RPI 26-50				RPI 51-100				RPI 101+				Team's RPI: 106	
RPI	S	Opponent	Score	RPI	S	Opponent	Score	RPI	S	Opponent	Score	RPI	S	Opponent	Score		
				35	A	Rice	51 61	59	H	Wright St.	88 85	102	H	UAB	60 56		
								68	H	Middle Tenn.	55 62	104	A	Western Ky.	58 76		
								86	A	Fordham	64 71	126	A	Lehigh	62 60		
								96	A	Virginia	61 65	130	A	Mercer	40 57		
								99	A	Old Dominion	60 53	150	H	Wake Forest	43 69		
								99	H	Old Dominion	69 59	153	H	Davidson	78 66		
												167	A	Louisiana Tech	51 88		
												180	H	UNC Asheville	70 53		
												183	A	Southern Miss.	54 65		
												183	H	Southern Miss.	59 46		
												187	N	Liberty	63 61		
												188	A	North Texas	63 68		
												191	H	East Carolina	52 46		
												203	A	Marshall	62 63		
												220	H	Bethune-Cookman	73 69		
												254	H	Wofford	85 63		
												267	H	UTEP	62 39		
												302	H	UTSA	66 54		
												306	H	Fla. Atlantic	68 47		
												321	A	FIU	62 53		
												321	H	FIU	69 54		
LAST 12 Division I GAMES:																	
				126	A	Lehigh	62 60	68	H	Middle Tenn.	55 62						
				183	H	Southern Miss.	59 46	188	A	North Texas	63 68						
				321	A	FIU	62 53	35	A	Rice	51 61						
				99	A	Old Dominion	60 53	267	H	UTEP	62 39						
				99	H	Old Dominion	69 59	302	H	UTSA	66 54						
				102	H	UAB	60 56	167	A	Louisiana Tech	51 88						

Non-Div I Games:

Charlotte

Chattanooga

Through Games Of March 12, 2019

Average RPI Win:	245	WON-LOST	WINNING	LAST 10	STRENGTH OF	OPP. STRENGTH	TEAM	ADJ.	CONF.	ADJ CONF.
Average RPI Loss:	114	RECORD	PCT. RANK	GAMES	SCHEDULE	OF SCHEDULE	RPI	RPI	RPI	RPI
DIV. I ONLY	13- 17	212	1- 1	78	224	169	169	28	28	
DIV. I NON-CONF.	4- 10	264	0- 0	2	51	85	85	24	24	
TOTALS	RPI 1-25	RPI 26-50	W-L RECORDS	RPI 51-100	RPI 101-150	RPI 150+				
13- 17	0- 3	0- 3	OVERALL	1- 2	0- 4	12- 5				
7- 6	0- 2	0- 2	HOME	0- 0	0- 2	7- 0				
3- 8	0- 1	0- 0	AWAY	0- 1	0- 2	3- 4				
3- 3	0- 0	0- 1	NEUTRAL	1- 1	0- 0	2- 1				
4- 10	0- 3	0- 3	NON-CONFERENCE	1- 2	0- 2	3- 0				
1- 5	0- 2	0- 2	HOME	0- 0	0- 1	1- 0				
1- 3	0- 1	0- 0	AWAY	0- 1	0- 1	1- 0				
2- 2	0- 0	0- 1	NEUTRAL	1- 1	0- 0	1- 0				
9- 7	0- 0	0- 0	CONFERENCE	0- 0	0- 2	9- 5				
6- 1	0- 0	0- 0	HOME	0- 0	0- 1	6- 0				
2- 5	0- 0	0- 0	AWAY	0- 0	0- 1	2- 4				
1- 1	0- 0	0- 0	NEUTRAL	0- 0	0- 0	1- 1				

RPI 1-25					RPI 26-50					RPI 51-100					RPI 101+ Team's RPI: 169				
RPI	S	Opponent	Score		RPI	S	Opponent	Score		RPI	S	Opponent	Score		RPI	S	Opponent	Score	
3	H	Louisville	49	75	26	H	South Dakota St.	54	71	61	N	Maine	66	61	110	H	UT Martin	79	81
9	H	NC State	58	78	27	N	Central Mich.	50	73	68	N	Middle Tenn.	47	58	121	A	Northern Colo.	65	68
15	A	UCF	37	75	44	H	Belmont	51	67	73	A	Virginia Tech	59	74	130	A	Mercer	58	65
															130	H	Mercer	56	62
															182	N	Saint Louis	71	61
															187	H	Liberty	75	60
															190	A	Furman	54	61
															190	H	Furman	73	53
															190	N	Furman	67	73
															193	A	Hampton	58	50
															242	A	ETSU	54	64
															242	H	ETSU	76	67
															254	A	Wofford	60	64
															254	H	Wofford	89	82
															288	A	Samford	73	63
288	H	Samford	61	56															
307	A	UNC Greensboro	49	53															
307	H	UNC Greensboro	64	54															
307	N	UNC Greensboro	72	62															
342	A	Western Caro.	65	50															
342	H	Western Caro.	72	58															
					LAST 12 Division I GAMES:														
					307	N	UNC Greensboro	72	62	288	H	Samford	61	56					
					190	N	Furman	67	73	254	A	Wofford	60	64					
					61	N	Maine	66	61	190	A	Furman	54	61					
					342	A	Western Caro.	65	50	242	A	ETSU	54	64					
					307	A	UNC Greensboro	49	53	307	H	UNC Greensboro	64	54					
					130	H	Mercer	56	62	342	H	Western Caro.	72	58					

Non-Div I Games: Lee 61 55

Chattanooga

■ Loss,
 ■ Non-Conf, S Site,
 ■ Home
 ■ Away
 N Neutral

Average RPI Win:	339	WON-LOST	WINNING	LAST 10	STRENGTH OF	OPP. STRENGTH	TEAM	ADJ.	CONF.	ADJ CONF.
Average RPI Loss:	227	RECORD	PCT. RANK	GAMES	SCHEDULE	OF SCHEDULE	RPI	RPI	RPI	RPI
DIV. I ONLY	2- 27	350	0- 1	308	335	349	349	31	31	
DIV. I NON-CONF.	0- 13	336	0- 0	249	321	346	346	30	30	
TOTALS	RPI 1-25	RPI 26-50	W-L RECORDS	RPI 51-100	RPI 101-150	RPI 150+				
2- 27	0- 0	0- 0	OVERALL	0- 0	0- 6	2- 21				
2- 11	0- 0	0- 0	HOME	0- 0	0- 2	2- 9				
0- 15	0- 0	0- 0	AWAY	0- 0	0- 4	0- 11				
0- 1	0- 0	0- 0	NEUTRAL	0- 0	0- 0	0- 1				
0- 13	0- 0	0- 0	NON-CONFERENCE	0- 0	0- 4	0- 9				
0- 5	0- 0	0- 0	HOME	0- 0	0- 1	0- 4				
0- 7	0- 0	0- 0	AWAY	0- 0	0- 3	0- 4				
0- 1	0- 0	0- 0	NEUTRAL	0- 0	0- 0	0- 1				
2- 14	0- 0	0- 0	CONFERENCE	0- 0	0- 2	2- 12				
2- 6	0- 0	0- 0	HOME	0- 0	0- 1	2- 5				
0- 8	0- 0	0- 0	AWAY	0- 0	0- 1	0- 7				
0- 0	0- 0	0- 0	NEUTRAL	0- 0	0- 0	0- 0				

RPI	S	Opponent	Score
RPI 1-25			
RPI	S	Opponent	Score
RPI 26-50			
RPI	S	Opponent	Score
RPI 51-100			
RPI	S	Opponent	Score
Team's RPI: 349			
RPI	S	Opponent	Score
102	H	UAB	45 90
115	A	Northwestern	35 97
124	A	Northern Ill.	52 114
129	A	Morehead St.	68 104
133	A	New Mexico St.	54 77
133	H	New Mexico St.	66 87
151	A	Bradley	59 89
184	A	Wisconsin	38 85
217	A	Xavier	57 91
218	A	California Baptist	52 89
218	H	California Baptist	67 93
229	A	UTRGV	38 84
229	H	UTRGV	55 71
239	H	SIUE	66 82
243	A	UMKC	50 100
243	H	UMKC	58 111
247	N	St. Francis Brooklyn	73 110
253	A	Loyola Chicago	40 76
277	A	CSU Bakersfield	47 80
277	H	CSU Bakersfield	56 67
281	H	Brown	65 90
289	A	Utah Valley	61 76
289	H	Utah Valley	65 70
310	H	Valparaiso	70 76
330	H	Evansville	58 67
337	A	Seattle U	54 90
LAST 12 Division I GAMES:			
243	A	UMKC	50 100
133	A	New Mexico St.	54 77
229	A	UTRGV	38 84
337	H	Seattle U	64 61
289	H	Utah Valley	65 70
341	A	Grand Canyon	49 84
277	A	CSU Bakersfield	47 80
218	H	California Baptist	67 93
133	H	New Mexico St.	66 87
229	H	UTRGV	55 71
289	A	Utah Valley	61 76
337	A	Seattle U	54 90

Non-Div I Games:

Chicago St.

Loss, Non-Conf, S Site, H Home A Away N Neutral

RPI	S	Opponent	Score	
337	H	Seattle U	64	61
341	A	Grand Canyon	49	84
341	H	Grand Canyon	50	48

Chicago St.

C
h
i
c
a
g
o
s
t
.

C
h
i
c
a
g
o
s
t
.

Average RPI Win:	192	WON-LOST	WINNING	LAST 10	STRENGTH OF	OPP. STRENGTH	TEAM	ADJ.	CONF.	ADJ CONF.
Average RPI Loss:	80	RECORD	PCT. RANK	GAMES	SCHEDULE	OF SCHEDULE	RPI	RPI	RPI	RPI
DIV. I ONLY	21- 10	77	1- 0	124	85	76	76	9	9	
DIV. I NON-CONF.	8- 5	119	0- 0	210	151	151	151	8	8	
TOTALS	RPI 1-25	RPI 26-50	W-L RECORDS	RPI 51-100	RPI 101-150	RPI 150+				
21- 10	0- 4	0- 1	OVERALL	1- 2	4- 1	16- 2				
14- 2	0- 1	0- 0	HOME	1- 1	3- 0	10- 0				
6- 7	0- 2	0- 1	AWAY	0- 1	1- 1	5- 2				
1- 1	0- 1	0- 0	NEUTRAL	0- 0	0- 0	1- 0				
8- 5	0- 0	0- 1	NON-CONFERENCE	1- 2	1- 1	6- 1				
7- 1	0- 0	0- 0	HOME	1- 1	1- 0	5- 0				
1- 4	0- 0	0- 1	AWAY	0- 1	0- 1	1- 1				
0- 0	0- 0	0- 0	NEUTRAL	0- 0	0- 0	0- 0				
13- 5	0- 4	0- 0	CONFERENCE	0- 0	3- 0	10- 1				
7- 1	0- 1	0- 0	HOME	0- 0	2- 0	5- 0				
5- 3	0- 2	0- 0	AWAY	0- 0	1- 0	4- 1				
1- 1	0- 1	0- 0	NEUTRAL	0- 0	0- 0	1- 0				

RPI 1-25				RPI 26-50				RPI 51-100 Team's RPI: 76				RPI 101+			
RPI	S	Opponent	Score	RPI	S	Opponent	Score	RPI	S	Opponent	Score	RPI	S	Opponent	Score
6	A	UConn	38 82	47	A	Miami (OH)	65 78	91	H	VCU	66 54	109	H	Houston	68 57
6	H	UConn	55 65					99	H	Old Dominion	72 76	112	A	South Fla.	57 56
15	A	UCF	55 56					100	A	Ohio St.	56 69	112	H	South Fla.	57 43
15	N	UCF	58 66									127	A	Pittsburgh	48 65
												137	H	Yale	66 52
												159	A	Tulsa	70 50
												159	H	Tulsa	74 47
												166	A	Temple	70 78
												166	H	Temple	72 52
												167	A	Tulane	80 65
												182	A	Saint Louis	51 50
												191	A	East Carolina	68 57
												215	A	Ball St.	63 75
												217	H	Xavier	79 61
												225	H	Howard	85 51
												230	A	Memphis	89 69
												230	H	Memphis	80 56
												230	N	Memphis	68 48
												232	H	SMU	69 57
												242	H	ETSU	77 64
												256	H	Wichita St.	82 54
												258	H	Austin Peay	69 48
												331	H	Lipscomb	71 55
LAST 12 Division I GAMES:															
230	N	Memphis	68 48	166	A	Temple	70 78								
15	N	UCF	58 66	230	A	Memphis	89 69								
167	A	Tulane	80 65	256	H	Wichita St.	82 54								
112	H	South Fla.	57 43	6	H	UConn	55 65								
191	A	East Carolina	68 57	112	A	South Fla.	57 56								
159	H	Tulsa	74 47	230	H	Memphis	80 56								

Non-Div I Games:

Cincinnati

■ Loss,
 ■ Non-Conf, S Site,
 ■ Home
 ■ Away
 N Neutral

Average RPI Win:	130	WON-LOST	WINNING	LAST 10	STRENGTH OF	OPP. STRENGTH	TEAM	ADJ.	CONF.	ADJ CONF.
Average RPI Loss:	49	RECORD	PCT. RANK	GAMES	SCHEDULE	OF SCHEDULE	RPI	RPI	RPI	RPI
DIV. I ONLY	19- 12	109	1- 0	29	17	50	50	1	1	
DIV. I NON-CONF.	9- 4	85	0- 0	167	108	117	117	1	1	
TOTALS	RPI 1-25	RPI 26-50	W-L RECORDS	RPI 51-100	RPI 101-150	RPI 150+				
19- 12	3- 6	1- 1	OVERALL	5- 3	4- 0	6- 2				
12- 5	1- 3	1- 1	HOME	4- 0	1- 0	5- 1				
5- 5	2- 2	0- 0	AWAY	0- 2	3- 0	0- 1				
2- 2	0- 1	0- 0	NEUTRAL	1- 1	0- 0	1- 0				
9- 4	0- 1	1- 0	NON-CONFERENCE	1- 1	1- 0	6- 2				
8- 1	0- 0	1- 0	HOME	1- 0	1- 0	5- 1				
0- 2	0- 1	0- 0	AWAY	0- 0	0- 0	0- 1				
1- 1	0- 0	0- 0	NEUTRAL	0- 1	0- 0	1- 0				
10- 8	3- 5	0- 1	CONFERENCE	4- 2	3- 0	0- 0				
4- 4	1- 3	0- 1	HOME	3- 0	0- 0	0- 0				
5- 3	2- 1	0- 0	AWAY	0- 2	3- 0	0- 0				
1- 1	0- 1	0- 0	NEUTRAL	1- 0	0- 0	0- 0				

RPI 1-25				RPI 26-50				RPI 51-100				RPI 101+			
RPI	S	Opponent	Score	RPI	S	Opponent	Score	RPI	S	Opponent	Score	RPI	S	Opponent	Score
1	H	Notre Dame	63 101	36	H	North Carolina	64 70	56	N	Tennessee	66 78	127	A	Pittsburgh	65 59
3	H	Louisville	44 76	44	H	Belmont	65 62	66	A	Georgia Tech	53 75	132	A	Boston College	91 58
3	N	Louisville	67 75					66	H	Georgia Tech	71 61	135	H	Appalachian St.	87 48
9	A	NC State	51 54					73	H	Virginia Tech	73 66	150	A	Wake Forest	69 53
10	H	Syracuse	75 84					73	N	Virginia Tech	80 79	153	H	Davidson	80 90
18	A	Miami (FL)	76 67					79	A	Duke	59 63	155	N	Oklahoma	74 62
19	A	South Carolina	57 69					95	H	High Point	83 64	156	A	Alabama	56 76
21	A	Florida St.	57 45					96	H	Virginia	71 65	203	H	Marshall	68 54
21	H	Florida St.	73 68									226	H	Illinois	69 67
												254	H	Wofford	85 77
												257	H	Rhode Island	80 67
												331	H	Lipscomb	68 26
LAST 12 Division I GAMES:															
73	N	Virginia Tech	80 79	132	A	Boston College	91 58								
3	N	Louisville	67 75	21	H	Florida St.	73 68								
155	N	Oklahoma	74 62	36	H	North Carolina	64 70								
79	A	Duke	59 63	150	A	Wake Forest	69 53								
73	H	Virginia Tech	73 66	3	H	Louisville	44 76								
66	A	Georgia Tech	53 75	1	H	Notre Dame	63 101								

Non-Div I Games:

Clemson

■ Loss,
■ Non-Conf, S Site,
■ Home
■ Away
N Neutral

Average RPI Win:	294	WON-LOST	WINNING	LAST 10	STRENGTH OF	OPP. STRENGTH	TEAM	ADJ.	CONF.	ADJ CONF.
Average RPI Loss:	139	RECORD	PCT. RANK	GAMES	SCHEDULE	OF SCHEDULE	RPI	RPI	RPI	RPI
DIV. I ONLY	8- 20	280	0- 1	227	222	280	280	21	21	
DIV. I NON-CONF.	1- 8	322	0- 0	136	227	302	302	19	19	
TOTALS	RPI 1-25	RPI 26-50	W-L RECORDS	RPI 51-100	RPI 101-150	RPI 150+				
8- 20	0- 0	0- 1	OVERALL	0- 6	1- 4	7- 9				
5- 7	0- 0	0- 0	HOME	0- 3	1- 2	4- 2				
3- 12	0- 0	0- 1	AWAY	0- 3	0- 2	3- 6				
0- 1	0- 0	0- 0	NEUTRAL	0- 0	0- 0	0- 1				
1- 8	0- 0	0- 1	NON-CONFERENCE	0- 1	1- 0	0- 6				
1- 2	0- 0	0- 0	HOME	0- 1	1- 0	0- 1				
0- 5	0- 0	0- 1	AWAY	0- 0	0- 0	0- 4				
0- 1	0- 0	0- 0	NEUTRAL	0- 0	0- 0	0- 1				
7- 12	0- 0	0- 0	CONFERENCE	0- 5	0- 4	7- 3				
4- 5	0- 0	0- 0	HOME	0- 2	0- 2	4- 1				
3- 7	0- 0	0- 0	AWAY	0- 3	0- 2	3- 2				
0- 0	0- 0	0- 0	NEUTRAL	0- 0	0- 0	0- 0				

RPI S	Opponent	Score	RPI S	Opponent	Score	RPI S	Opponent	Score	RPI S	Opponent	Score	Team's RPI: 280
34	A Ohio	54 72	59	A Wright St.	52 78	122	A Youngstown St.	55 73				
			59	H Wright St.	65 70	122	H Youngstown St.	61 74				
			67	A Green Bay	30 73	131	A IUPUI	36 64				
			67	A Green Bay	53 62	131	H IUPUI	50 75				
			67	H Green Bay	63 76	140	H Illinois St.	67 63				
			75	H Toledo	60 65	151	H Bradley	65 67				
						167	N Tulane	72 81				
						194	A Eastern Mich.	63 69				
						198	A Milwaukee	53 59				
						198	H Milwaukee	60 78				
						203	A Marshall	64 86				
						215	A Ball St.	62 67				
						244	A Northern Ky.	55 74				
						244	H Northern Ky.	76 47				
						271	A San Diego	82 83				
						309	A Oakland	64 62				
						309	H Oakland	98 90				
						336	A Detroit Mercy	67 49				
						336	H Detroit Mercy	67 51				
						339	A UIC	74 48				
						339	H UIC	71 53				
LAST 12 Division I GAMES:												
67	A Green Bay	30 73	131	A IUPUI	36 64							
122	H Youngstown St.	61 74	339	A UIC	74 48							
244	A Northern Ky.	55 74	309	H Oakland	98 90							
59	A Wright St.	52 78	336	H Detroit Mercy	67 51							
67	H Green Bay	63 76	122	A Youngstown St.	55 73							
198	H Milwaukee	60 78	59	H Wright St.	65 70							

Non-Div I Games: Lake Erie 79 49 Salem (WV) 113 81

Cleveland St.

Coastal Caro.

Through Games Of March 12, 2019

Average RPI Win: 244	WON-LOST	WINNING	LAST 10	STRENGTH OF	OPP. STRENGTH	TEAM	ADJ.	CONF.	ADJ CONF.
Average RPI Loss: 111	RECORD	PCT. RANK	GAMES	SCHEDULE	OF SCHEDULE	RPI	RPI	RPI	RPI
DIV. I ONLY	15- 13	148	1- 0	196	196	173	173	12	12
DIV. I NON-CONF.	6- 3	91	0- 0	283	297	169	169	14	14
TOTALS	RPI 1-25	RPI 26-50	W-L RECORDS	RPI 51-100	RPI 101-150	RPI 150+			
15- 13	0- 0	0- 2	OVERALL	0- 5	2- 3	13- 3			
9- 5	0- 0	0- 0	HOME	0- 3	1- 1	8- 1			
6- 6	0- 0	0- 0	AWAY	0- 2	1- 2	5- 2			
0- 2	0- 0	0- 2	NEUTRAL	0- 0	0- 0	0- 0			
6- 3	0- 0	0- 2	NON-CONFERENCE	0- 0	0- 0	6- 1			
4- 0	0- 0	0- 0	HOME	0- 0	0- 0	4- 0			
2- 1	0- 0	0- 0	AWAY	0- 0	0- 0	2- 1			
0- 2	0- 0	0- 2	NEUTRAL	0- 0	0- 0	0- 0			
9- 10	0- 0	0- 0	CONFERENCE	0- 5	2- 3	7- 2			
5- 5	0- 0	0- 0	HOME	0- 3	1- 1	4- 1			
4- 5	0- 0	0- 0	AWAY	0- 2	1- 2	3- 1			
0- 0	0- 0	0- 0	NEUTRAL	0- 0	0- 0	0- 0			

RPI S	Opponent	Score	RPI S	Opponent	Score	RPI S	Opponent	Score	RPI S	Opponent	Score	Team's RPI: 173
35	N Rice	52 56	70	A UT Arlington	53 79	116	A South Alabama	50 67				
48	N Auburn	78 84	70	H UT Arlington	64 67	116	H South Alabama	78 88				
			72	H Little Rock	47 60	135	A Appalachian St.	53 67				
			85	A Troy	76 89	135	H Appalachian St.	74 66				
			85	H Troy	81 82	139	A Georgia St.	67 62				
						152	A UC Riverside	43 62				
						162	A Texas St.	58 73				
						162	H Texas St.	77 70				
						189	H Arkansas St.	88 72				
						189	H Arkansas St.	63 49				
						211	H Bowling Green	81 80				
						230	H Memphis	90 71				
						270	A Louisiana	76 58				
						270	H Louisiana	67 62				
						285	A Ga. Southern	76 73				
						297	H South Carolina St.	57 44				
						300	A La.-Monroe	79 54				
						300	H La.-Monroe	57 60				
						307	A UNC Greensboro	78 71				
						335	A N.C. Central	89 66				
						342	H Western Caro.	77 59				
LAST 12 Division I GAMES:												
189	H Arkansas St.	63 49	285	A Ga. Southern	76 73							
85	A Troy	76 89	135	H Appalachian St.	74 66							
116	A South Alabama	50 67	162	H Texas St.	77 70							
300	H La.-Monroe	57 60	70	H UT Arlington	64 67							
270	H Louisiana	67 62	270	A Louisiana	76 58							
139	A Georgia St.	67 62	300	A La.-Monroe	79 54							

Non-Div I Games: N.C. Wesleyan 126 65 Meredith 128 39

Coastal Caro.

■ Loss,
 ■ Non-Conf, S Site,
 ■ Home
 ■ Away
 N Neutral

Average RPI Win:	248	WON-LOST	WINNING	LAST 10	STRENGTH OF	OPP. STRENGTH	TEAM	ADJ.	CONF.	ADJ CONF.
Average RPI Loss:	157	RECORD	PCT. RANK	GAMES	SCHEDULE	OF SCHEDULE	RPI	RPI	RPI	RPI
DIV. I ONLY	6- 22	311	0- 1	159	221	295	295	10	10	
DIV. I NON-CONF.	3- 7	256	0- 0	293	351	323	323	10	10	
TOTALS	RPI 1-25	RPI 26-50	W-L RECORDS	RPI 51-100	RPI 101-150	RPI 150+				
6- 22	0- 0	0- 2	OVERALL	0- 2	0- 9	6- 9				
4- 10	0- 0	0- 1	HOME	0- 1	0- 4	4- 4				
2- 12	0- 0	0- 1	AWAY	0- 1	0- 5	2- 5				
0- 0	0- 0	0- 0	NEUTRAL	0- 0	0- 0	0- 0				
3- 7	0- 0	0- 0	NON-CONFERENCE	0- 0	0- 1	3- 6				
2- 3	0- 0	0- 0	HOME	0- 0	0- 0	2- 3				
1- 4	0- 0	0- 0	AWAY	0- 0	0- 1	1- 3				
0- 0	0- 0	0- 0	NEUTRAL	0- 0	0- 0	0- 0				
3- 15	0- 0	0- 2	CONFERENCE	0- 2	0- 8	3- 3				
2- 7	0- 0	0- 1	HOME	0- 1	0- 4	2- 1				
1- 8	0- 0	0- 1	AWAY	0- 1	0- 4	1- 2				
0- 0	0- 0	0- 0	NEUTRAL	0- 0	0- 0	0- 0				

RPI S	Opponent	Score	RPI S	Opponent	Score	RPI S	Opponent	Score	RPI S	Opponent	Score	Team's RPI: 295
28	A James Madison	35 76	28	H James Madison	50 91	64	A Drexel	53 76	101	A Northeastern	69 81	
						64	H Drexel	42 65	101	H Northeastern	56 87	
									113	A UNCW	49 71	
									113	H UNCW	62 66	
									125	A Towson	61 87	
									125	H Towson	61 77	
									128	A Delaware	50 74	
									128	H Delaware	60 72	
									135	A Appalachian St.	66 80	
									161	A William & Mary	66 54	
									161	H William & Mary	79 77	
									190	H Furman	67 70	
									212	A Campbell	65 66	
									224	A Elon	68 76	
									224	H Elon	52 72	
									227	A George Mason	52 66	
									248	A Hofstra	49 68	
									248	H Hofstra	70 62	
									254	A Wofford	58 78	
									292	H Charleston So.	79 52	
									297	H South Carolina St.	75 51	
									305	H Winthrop	64 71	
									320	H Presbyterian	65 71	
									331	A Lipscomb	65 63	
LAST 12 Division I GAMES:												
113	H UNCW	62 66	28	A James Madison	35 76							
101	A Northeastern	69 81	224	H Elon	52 72							
248	A Hofstra	49 68	161	H William & Mary	79 77							
64	H Drexel	42 65	248	H Hofstra	70 62							
128	H Delaware	60 72	101	H Northeastern	56 87							
125	A Towson	61 87	128	A Delaware	50 74							

Non-Div I Games: North Greenville 95 62

Col. of Charleston

■ Loss,
 ■ Non-Conf, S Site,
 ■ Home
 ■ Away
 N Neutral

Average RPI Win: 276	WON-LOST	WINNING	LAST 10	STRENGTH OF	OPP. STRENGTH	TEAM	ADJ.	CONF.	ADJ CONF.
Average RPI Loss: 167	RECORD	PCT. RANK	GAMES	SCHEDULE	OF SCHEDULE	RPI	RPI	RPI	RPI
DIV. I ONLY	12- 17	222	0- 1	263	270	246	246	18	18
DIV. I NON-CONF.	4- 6	212	0- 0	331	340	304	304	21	21
TOTALS	RPI 1-25	RPI 26-50	W-L RECORDS	RPI 51-100	RPI 101-150	RPI 150+			
12- 17	0- 0	0- 2	OVERALL	0- 2	0- 5	12- 8			
6- 7	0- 0	0- 1	HOME	0- 1	0- 1	6- 4			
6- 10	0- 0	0- 1	AWAY	0- 1	0- 4	6- 4			
0- 0	0- 0	0- 0	NEUTRAL	0- 0	0- 0	0- 0			
4- 6	0- 0	0- 0	NON-CONFERENCE	0- 0	0- 2	4- 4			
3- 1	0- 0	0- 0	HOME	0- 0	0- 0	3- 1			
1- 5	0- 0	0- 0	AWAY	0- 0	0- 2	1- 3			
0- 0	0- 0	0- 0	NEUTRAL	0- 0	0- 0	0- 0			
8- 11	0- 0	0- 2	CONFERENCE	0- 2	0- 3	8- 4			
3- 6	0- 0	0- 1	HOME	0- 1	0- 1	3- 3			
5- 5	0- 0	0- 1	AWAY	0- 1	0- 2	5- 1			
0- 0	0- 0	0- 0	NEUTRAL	0- 0	0- 0	0- 0			

RPI 1-25	RPI 26-50	RPI 51-100	RPI 101+ Team's RPI: 246
RPI S Opponent Score	RPI S Opponent Score	RPI S Opponent Score	RPI S Opponent Score
	43 Bucknell 58 76	78 American 57 76	117 Dayton 58 67
	43 Bucknell 62 90	78 American 66 71	126 Lehigh 68 78
			126 Lehigh 58 86
			126 Lehigh 63 75
			137 Yale 61 80
			174 Boston U. 81 72
			174 Boston U. 53 61
			177 Holy Cross 70 67
			177 Holy Cross 67 80
			227 George Mason 61 64
			251 Columbia 84 71
			255 Navy 52 67
			255 Navy 49 62
			266 Loyola Maryland 58 47
			266 Loyola Maryland 73 64
			272 Niagara 69 74
			275 Siena 53 55
			287 Canisius 67 53
			291 Army West Point 70 58
			291 Army West Point 85 80
			317 Lafayette 77 67
			317 Lafayette 60 49
			324 NJIT 53 71
			327 UMass Lowell 61 52
			344 Fairleigh Dickinson 71 52
LAST 12 Division I GAMES:			
126 Lehigh 68 78	43 Bucknell 58 76		
317 Lafayette 77 67	174 Boston U. 53 61		
177 Holy Cross 67 80	255 Navy 52 67		
291 Army West Point 85 80	78 American 66 71		
266 Loyola Maryland 58 47	291 Army West Point 70 58		
126 Lehigh 63 75	266 Loyola Maryland 73 64		

Non-Div I Games:

Colgate

Loss, Non-Conf, S Site, Home Away N Neutral

Average RPI Win:	183	WON-LOST	WINNING	LAST 10	STRENGTH OF	OPP. STRENGTH	TEAM	ADJ.	CONF.	ADJ CONF.
Average RPI Loss:	59	RECORD	PCT. RANK	GAMES	SCHEDULE	OF SCHEDULE	RPI	RPI	RPI	RPI
DIV. I ONLY	12- 18	226	0- 1	87	26	175	175	2	2	
DIV. I NON-CONF.	10- 1	17	0- 0	213	162	40	40	2	2	
TOTALS	RPI 1-25	RPI 26-50	W-L RECORDS	RPI 51-100	RPI 101-150	RPI 150+				
12- 18	0- 7	1- 3	OVERALL	2- 5	1- 2	8- 1				
10- 7	0- 2	1- 2	HOME	2- 2	1- 1	6- 0				
1- 10	0- 4	0- 1	AWAY	0- 3	0- 1	1- 1				
1- 1	0- 1	0- 0	NEUTRAL	0- 0	0- 0	1- 0				
10- 1	0- 1	1- 0	NON-CONFERENCE	1- 0	1- 0	7- 0				
8- 0	0- 0	1- 0	HOME	1- 0	1- 0	5- 0				
1- 1	0- 1	0- 0	AWAY	0- 0	0- 0	1- 0				
1- 0	0- 0	0- 0	NEUTRAL	0- 0	0- 0	1- 0				
2- 17	0- 6	0- 3	CONFERENCE	1- 5	0- 2	1- 1				
2- 7	0- 2	0- 2	HOME	1- 2	0- 1	1- 0				
0- 9	0- 3	0- 1	AWAY	0- 3	0- 1	0- 1				
0- 1	0- 1	0- 0	NEUTRAL	0- 0	0- 0	0- 0				

RPI 1-25				RPI 26-50				RPI 51-100				RPI 101+ Team's RPI: 175			
RPI	S	Opponent	Score	RPI	S	Opponent	Score	RPI	S	Opponent	Score	RPI	S	Opponent	Score
4	H	Stanford	69 80	33	A	UCLA	50 84	52	A	Southern California	77 84	121	H	Northern Colo.	77 69
5	A	Oregon	43 102	33	H	UCLA	60 64	52	H	Southern California	81 76	134	A	Washington	58 68
18	A	Miami (FL)	58 73	36	H	North Carolina	86 74	82	A	Arizona	51 63	134	H	Washington	46 60
23	A	Arizona St.	49 66	40	H	California	60 80	82	H	Arizona	67 69	160	A	Washington St.	48 74
23	H	Arizona St.	70 76					92	A	Utah	59 78	160	H	Washington St.	72 61
23	N	Arizona St.	49 66					92	H	Utah	61 76	179	N	Utah St.	78 68
24	A	Oregon St.	65 89					97	H	Pepperdine	80 65	186	H	Prairie View	79 38
												245	A	Nevada	65 52
												255	H	Navy	59 43
												279	H	Colorado St.	59 40
												288	H	Samford	81 39
												299	H	San Jose St.	76 64
LAST 12 Division I GAMES:															
23	N	Arizona St.	49 66	23	A	Arizona St.	49 66								
33	A	UCLA	50 84	52	H	Southern California	81 76								
52	A	Southern California	77 84	33	H	UCLA	60 64								
134	H	Washington	46 60	5	A	Oregon	43 102								
160	H	Washington St.	72 61	24	A	Oregon St.	65 89								
82	A	Arizona	51 63	40	H	California	60 80								

Non-Div I Games:

Colorado

■ Loss,
 ■ Non-Conf, S Site,
 ■ Home
 ■ Away
 N Neutral

Average RPI Win:	219	WON-LOST	WINNING	LAST 10	STRENGTH OF	OPP. STRENGTH	TEAM	ADJ.	CONF.	ADJ CONF.
Average RPI Loss:	133	RECORD	PCT. RANK	GAMES	SCHEDULE	OF SCHEDULE	RPI	RPI	RPI	RPI
DIV. I ONLY	6- 22	311	0- 1	88	150	279	279	15	15	
DIV. I NON-CONF.	4- 5	190	0- 0	30	141	150	150	12	12	
TOTALS	RPI 1-25	RPI 26-50	W-L RECORDS	RPI 51-100	RPI 101-150	RPI 150+				
6- 22	0- 3	0- 2	OVERALL	0- 4	0- 3	6- 10				
6- 9	0- 1	0- 1	HOME	0- 2	0- 2	6- 3				
0- 12	0- 2	0- 1	AWAY	0- 2	0- 1	0- 6				
0- 1	0- 0	0- 0	NEUTRAL	0- 0	0- 0	0- 1				
4- 5	0- 3	0- 0	NON-CONFERENCE	0- 0	0- 1	4- 1				
4- 2	0- 1	0- 0	HOME	0- 0	0- 1	4- 0				
0- 3	0- 2	0- 0	AWAY	0- 0	0- 0	0- 1				
0- 0	0- 0	0- 0	NEUTRAL	0- 0	0- 0	0- 0				
2- 17	0- 0	0- 2	CONFERENCE	0- 4	0- 2	2- 9				
2- 7	0- 0	0- 1	HOME	0- 2	0- 1	2- 3				
0- 9	0- 0	0- 1	AWAY	0- 2	0- 1	0- 5				
0- 1	0- 0	0- 0	NEUTRAL	0- 0	0- 0	0- 1				

RPI 1-25				RPI 26-50				RPI 51-100				RPI 101+ Team's RPI: 279			
RPI	S	Opponent	Score	RPI	S	Opponent	Score	RPI	S	Opponent	Score	RPI	S	Opponent	Score
13	A	Gonzaga	39 50	42	A	Boise St.	57 70	54	A	New Mexico	58 70	118	A	Fresno St.	54 57
23	H	Arizona St.	39 70	42	H	Boise St.	63 72	54	H	New Mexico	56 79	118	H	Fresno St.	55 66
25	A	BYU	42 51					56	A	Wyoming	32 56	121	H	Northern Colo.	47 53
								56	H	Wyoming	49 60	165	H	Denver	84 79
												175	A	Colorado	40 59
												179	A	Utah St.	59 70
												179	H	Utah St.	53 72
												179	N	Utah St.	59 62
												196	H	Cornell	56 53
												202	A	UNLV	45 60
												202	H	UNLV	52 49
												204	A	San Diego St.	45 54
												221	H	Northern Ariz.	65 54
												233	H	North Florida	61 59
												245	A	Nevada	57 68
												245	H	Nevada	38 62
												296	A	Air Force	48 63
												296	H	Air Force	55 48
												299	H	San Jose St.	70 78
LAST 12 Division I GAMES:															
179	N	Utah St.	59 62	299	H	San Jose St.	70 78	204	A	San Diego St.	45 54				
202	A	UNLV	45 60	56	H	Wyoming	49 60	245	A	Nevada	57 68				
179	A	Utah St.	59 70	296	H	Air Force	55 48	42	A	Boise St.	57 70				
54	H	New Mexico	56 79												
42	H	Boise St.	63 72												
56	A	Wyoming	32 56												

Non-Div I Games: Chadron St. 91 38 Eastern N.M. 72 46

Colorado St.

Loss, Non-Conf, S Site, H Home A Away N Neutral

Average RPI Win: 214	WON-LOST	WINNING	LAST 10	STRENGTH OF	OPP. STRENGTH	TEAM	ADJ.	CONF.	ADJ CONF.
Average RPI Loss: 154	RECORD	PCT. RANK	GAMES	SCHEDULE	OF SCHEDULE	RPI	RPI	RPI	RPI
DIV. I ONLY	8- 19	275	0- 1	143	185	251	251	11	11
DIV. I NON-CONF.	4- 9	252	0- 0	228	276	264	264	11	11
TOTALS	RPI 1-25	RPI 26-50	W-L RECORDS	RPI 51-100	RPI 101-150	RPI 150+			
8- 19	0- 0	0- 0	OVERALL	1- 6	1- 4	6- 9			
5- 7	0- 0	0- 0	HOME	1- 2	0- 2	4- 3			
3- 12	0- 0	0- 0	AWAY	0- 4	1- 2	2- 6			
0- 0	0- 0	0- 0	NEUTRAL	0- 0	0- 0	0- 0			
4- 9	0- 0	0- 0	NON-CONFERENCE	0- 1	1- 2	3- 6			
2- 3	0- 0	0- 0	HOME	0- 0	0- 1	2- 2			
2- 6	0- 0	0- 0	AWAY	0- 1	1- 1	1- 4			
0- 0	0- 0	0- 0	NEUTRAL	0- 0	0- 0	0- 0			
4- 10	0- 0	0- 0	CONFERENCE	1- 5	0- 2	3- 3			
3- 4	0- 0	0- 0	HOME	1- 2	0- 1	2- 1			
1- 6	0- 0	0- 0	AWAY	0- 3	0- 1	1- 2			
0- 0	0- 0	0- 0	NEUTRAL	0- 0	0- 0	0- 0			

RPI S	Opponent	Score	RPI S	Opponent	Score	RPI S	Opponent	Score	RPI S	Opponent	Score	Team's RPI: 251
						51	A Princeton	59 65	109	H Houston	72 83	
						51	H Princeton	64 79	130	A Mercer	72 68	
						60	A Penn	56 79	132	A Boston College	60 74	
						60	H Penn	60 72	137	A Yale	61 69	
						86	A Fordham	49 68	137	H Yale	54 67	
						88	A Harvard	56 69	193	H Hampton	88 63	
						88	H Harvard	75 65	196	A Cornell	51 60	
									196	H Cornell	65 57	
									198	A Milwaukee	65 78	
									210	A Dartmouth	48 60	
									210	H Dartmouth	69 70	
									226	A Illinois	69 76	
									235	H Albany (NY)	58 62	
									236	A Saint Joseph's	61 68	
									246	A Colgate	71 84	
									248	A Hofstra	65 63	
									261	H Cal St. Fullerton	58 61	
									281	A Brown	83 81	
									281	H Brown	93 62	
									291	H Army West Point	70 49	
LAST 12 Division I GAMES:												
			88	A Harvard	56 69		281	A Brown	83 81			
			210	A Dartmouth	48 60		137	A Yale	61 69			
			137	H Yale	54 67		210	H Dartmouth	69 70			
			281	H Brown	93 62		88	H Harvard	75 65			
			51	A Princeton	59 65		60	H Penn	60 72			
			60	A Penn	56 79		51	H Princeton	64 79			

Non-Div I Games:

Columbia

■ Loss,
 ■ Non-Conf,
 ■ S Site,
 ■ Home
 ■ A Away
 N Neutral

Average RPI Win: 323		WON-LOST	WINNING	LAST 10	STRENGTH OF	OPP. STRENGTH	TEAM	ADJ.	CONF.	ADJ CONF.
Average RPI Loss: 198		RECORD	PCT. RANK	GAMES	SCHEDULE	OF SCHEDULE	RPI	RPI	RPI	RPI
DIV. I ONLY		5- 24	329	1- 0	211	332	314	314	32	32
DIV. I NON-CONF.		0- 12	336	0- 0	14	159	241	241	32	32
TOTALS		RPI 1-25	RPI 26-50	W-L RECORDS	RPI 51-100	RPI 101-150	RPI 150+			
5- 24	0- 2		0- 1	OVERALL	0- 4	0- 2	5- 15			
2- 7	0- 0		0- 0	HOME	0- 0	0- 0	2- 7			
2- 16	0- 2		0- 1	AWAY	0- 4	0- 1	2- 8			
1- 1	0- 0		0- 0	NEUTRAL	0- 0	0- 1	1- 0			
0- 12	0- 2		0- 1	NON-CONFERENCE	0- 4	0- 2	0- 3			
0- 1	0- 0		0- 0	HOME	0- 0	0- 0	0- 1			
0- 10	0- 2		0- 1	AWAY	0- 4	0- 1	0- 2			
0- 1	0- 0		0- 0	NEUTRAL	0- 0	0- 1	0- 0			
5- 12	0- 0		0- 0	CONFERENCE	0- 0	0- 0	5- 12			
2- 6	0- 0		0- 0	HOME	0- 0	0- 0	2- 6			
2- 6	0- 0		0- 0	AWAY	0- 0	0- 0	2- 6			
1- 0	0- 0		0- 0	NEUTRAL	0- 0	0- 0	1- 0			

RPI 1-25					
RPI	S	Opponent	Score		
8	A	Mississippi St.	38	110	
14	A	Maryland	36	93	
RPI 26-50					
RPI	S	Opponent	Score		
34	A	Ohio	62	87	
RPI 51-100					
RPI	S	Opponent	Score		
62	A	FGCU	61	93	
81	A	West Virginia	37	78	
96	A	Virginia	41	55	
99	A	Old Dominion	51	81	
RPI 101+					
RPI	S	Opponent	Score		
102	N	UAB	61	86	
107	A	Minnesota	52	84	
197	A	N.C. A&T	42	66	
203	A	Marshall	67	88	
207	A	UMES	54	74	
220	H	Bethune-Cookman	65	71	
225	H	Howard	81	88	
272	A	Niagara	69	71	
276	A	Norfolk St.	54	51	
276	H	Norfolk St.	63	68	
297	A	South Carolina St.	55	60	
297	H	South Carolina St.	59	75	
304	H	UMBC	52	57	
311	A	Morgan St.	47	70	
311	H	Morgan St.	57	74	
311	N	Morgan St.	50	48	
335	A	N.C. Central	57	62	
340	A	Delaware St.	71	57	
340	H	Delaware St.	85	59	
345	A	Savannah St.	57	68	
345	H	Savannah St.	70	76	
346	H	Florida A&M	73	53	
Team's RPI: 314					
LAST 12 Division I GAMES:					
311	N	Morgan St.	50	48	
311	A	Morgan St.	47	70	
276	A	Norfolk St.	54	51	
340	H	Delaware St.	85	59	
225	H	Howard	81	88	
207	A	UMES	54	74	
297	A	South Carolina St.	55	60	
345	A	Savannah St.	57	68	
311	H	Morgan St.	57	74	
220	H	Bethune-Cookman	65	71	
346	H	Florida A&M	73	53	
197	A	N.C. A&T	42	66	

Non-Div I Games:

Coppin St.

Loss, Non-Conf, S Site, H Home A Away N Neutral

Average RPI Win: 247	WON-LOST	WINNING	LAST 10	STRENGTH OF	OPP. STRENGTH	TEAM	ADJ.	CONF.	ADJ CONF.
Average RPI Loss: 135	RECORD	PCT. RANK	GAMES	SCHEDULE	OF SCHEDULE	RPI	RPI	RPI	RPI
DIV. I ONLY	12- 13	193	1- 0	226	195	196	196	11	11
DIV. I NON-CONF.	6- 5	143	0- 0	304	320	209	209	11	11
TOTALS	RPI 1-25	RPI 26-50	W-L RECORDS	RPI 51-100	RPI 101-150	RPI 150+			
12- 13	0- 0	0- 0	OVERALL	0- 6	2- 3	10- 4			
8- 4	0- 0	0- 0	HOME	0- 3	1- 0	7- 1			
4- 9	0- 0	0- 0	AWAY	0- 3	1- 3	3- 3			
0- 0	0- 0	0- 0	NEUTRAL	0- 0	0- 0	0- 0			
6- 5	0- 0	0- 0	NON-CONFERENCE	0- 0	0- 3	6- 2			
5- 0	0- 0	0- 0	HOME	0- 0	0- 0	5- 0			
1- 5	0- 0	0- 0	AWAY	0- 0	0- 3	1- 2			
0- 0	0- 0	0- 0	NEUTRAL	0- 0	0- 0	0- 0			
6- 8	0- 0	0- 0	CONFERENCE	0- 6	2- 0	4- 2			
3- 4	0- 0	0- 0	HOME	0- 3	1- 0	2- 1			
3- 4	0- 0	0- 0	AWAY	0- 3	1- 0	2- 1			
0- 0	0- 0	0- 0	NEUTRAL	0- 0	0- 0	0- 0			

RPI S	Opponent	Score	RPI S	Opponent	Score	RPI S	Opponent	Score	RPI S	Opponent	Score	Team's RPI: 196
						51	A Princeton	64 68	107	A Minnesota	45 65	
						51	H Princeton	46 75	126	A Lehigh	54 67	
						60	A Penn	58 69	137	A Yale	43 41	
						60	H Penn	46 59	137	H Yale	66 56	
						88	A Harvard	38 80	138	A Stony Brook	61 63	
						88	H Harvard	61 68	193	H Hampton	79 53	
									210	A Dartmouth	57 47	
									210	H Dartmouth	56 63	
									235	H Albany (NY)	48 34	
									251	A Columbia	57 65	
									251	H Columbia	60 51	
									252	A Binghamton	61 72	
									260	H St. Bonaventure	58 44	
									279	A Colorado St.	53 56	
									281	A Brown	65 53	
									281	H Brown	66 48	
									317	A Lafayette	62 59	
									327	H UMass Lowell	63 54	
									340	H Delaware St.	94 59	
LAST 12 Division I GAMES:												
210	A	Dartmouth	57 47	137	A	Yale	43 41					
88	A	Harvard	38 80	281	A	Brown	65 53					
281	H	Brown	66 48	88	H	Harvard	61 68					
137	H	Yale	66 56	210	H	Dartmouth	56 63					
60	A	Penn	58 69	51	H	Princeton	46 75					
51	A	Princeton	64 68	60	H	Penn	46 59					

Non-Div I Games:

Cornell

■ Loss,
■ Non-Conf,
■ S Site,
■ H Home
■ A Away
N Neutral

Creighton

Through Games Of March 12, 2019

Average RPI Win:	153	WON-LOST	WINNING	LAST 10	STRENGTH OF	OPP. STRENGTH	TEAM	ADJ.	CONF.	ADJ CONF.
Average RPI Loss:	59	RECORD	PCT. RANK	GAMES	SCHEDULE	OF SCHEDULE	RPI	RPI	RPI	RPI
DIV. I ONLY	15- 16	180	1- 0	38	55	93	93	6	6	
DIV. I NON-CONF.	6- 5	143	0- 0	103	42	103	103	4	4	
TOTALS	RPI 1-25	RPI 26-50	W-L RECORDS	RPI 51-100	RPI 101-150	RPI 150+				
15- 16	2- 5	0- 2	OVERALL	3- 6	4- 3	6- 0				
6- 7	1- 2	0- 1	HOME	2- 2	1- 2	2- 0				
6- 9	1- 3	0- 1	AWAY	0- 4	2- 1	3- 0				
3- 0	0- 0	0- 0	NEUTRAL	1- 0	1- 0	1- 0				
6- 5	0- 2	0- 2	NON-CONFERENCE	1- 1	1- 0	4- 0				
2- 2	0- 1	0- 1	HOME	1- 0	0- 0	1- 0				
2- 3	0- 1	0- 1	AWAY	0- 1	0- 0	2- 0				
2- 0	0- 0	0- 0	NEUTRAL	0- 0	1- 0	1- 0				
9- 11	2- 3	0- 0	CONFERENCE	2- 5	3- 3	2- 0				
4- 5	1- 1	0- 0	HOME	1- 2	1- 2	1- 0				
4- 6	1- 2	0- 0	AWAY	0- 3	2- 1	1- 0				
1- 0	0- 0	0- 0	NEUTRAL	1- 0	0- 0	0- 0				

RPI 1-25				RPI 26-50				RPI 51-100				RPI 101+			
RPI	S	Opponent	Score	RPI	S	Opponent	Score	RPI	S	Opponent	Score	RPI	S	Opponent	Score
12	A	Marquette	67 85	26	A	South Dakota St.	48 74	55	A	Villanova	62 67	112	N	South Fla.	83 76
12	H	Marquette	71 65	38	H	South Dakota	65 77	55	H	Villanova	52 54	114	A	St. John's (NY)	65 63
16	H	Drake	69 85					69	A	Georgetown	53 62	114	H	St. John's (NY)	45 51
20	A	DePaul	69 80					69	H	Georgetown	65 38	120	A	Providence	73 64
20	A	DePaul	85 82					74	A	Butler	46 66	120	H	Providence	63 77
20	H	DePaul	67 74					74	H	Butler	43 75	142	A	Seton Hall	75 82
21	A	Florida St.	52 71					74	N	Butler	60 51	142	H	Seton Hall	80 71
								89	A	UNI	55 65	206	N	Vanderbilt	75 55
								94	H	Nebraska	74 65	217	A	Xavier	53 52
												217	H	Xavier	66 62
												256	A	Wichita St.	83 71
												323	A	North Dakota St.	86 51
												326	H	Omaha	66 51
LAST 12 Division I GAMES:															
74	N	Butler	60 51	74	A	Butler	46 66								
20	A	DePaul	69 80	142	H	Seton Hall	80 71								
20	H	DePaul	67 74	114	H	St. John's (NY)	45 51								
12	H	Marquette	71 65	55	A	Villanova	62 67								
120	A	Providence	73 64	69	A	Georgetown	53 62								
217	A	Xavier	53 52	120	H	Providence	63 77								

Non-Div I Games:

Creighton

Loss, Non-Conf, S Site, H Home A Away N Neutral

Average RPI Win: 253	WON-LOST	WINNING	LAST 10	STRENGTH OF	OPP. STRENGTH	TEAM	ADJ.	CONF.	ADJ CONF.
Average RPI Loss: 128	RECORD	PCT. RANK	GAMES	SCHEDULE	OF SCHEDULE	RPI	RPI	RPI	RPI
DIV. I ONLY	13- 14	189	0- 1	262	151	210	210	11	11
DIV. I NON-CONF.	7- 6	153	0- 1	325	240	250	250	11	11
TOTALS	RPI 1-25	RPI 26-50	W-L RECORDS	RPI 51-100	RPI 101-150	RPI 150+			
13- 14	0- 0	0- 1	OVERALL	0- 7	1- 2	12- 4			
8- 5	0- 0	0- 1	HOME	0- 3	1- 0	7- 1			
5- 7	0- 0	0- 0	AWAY	0- 3	0- 2	5- 2			
0- 2	0- 0	0- 0	NEUTRAL	0- 1	0- 0	0- 1			
7- 6	0- 0	0- 1	NON-CONFERENCE	0- 1	0- 1	7- 3			
5- 1	0- 0	0- 1	HOME	0- 0	0- 0	5- 0			
2- 3	0- 0	0- 0	AWAY	0- 0	0- 1	2- 2			
0- 2	0- 0	0- 0	NEUTRAL	0- 1	0- 0	0- 1			
6- 8	0- 0	0- 0	CONFERENCE	0- 6	1- 1	5- 1			
3- 4	0- 0	0- 0	HOME	0- 3	1- 0	2- 1			
3- 4	0- 0	0- 0	AWAY	0- 3	0- 1	3- 0			
0- 0	0- 0	0- 0	NEUTRAL	0- 0	0- 0	0- 0			

RPI S	Opponent	Score	RPI S	Opponent	Score	RPI S	Opponent	Score	RPI S	Opponent	Score	Team's RPI: 210
37	H Buffalo	69 75	51	A Princeton	47 64	132	A Boston College	68 99				
			51	H Princeton	75 82	137	A Yale	49 64				
			60	A Penn	52 56	137	H Yale	56 54				
			60	H Penn	44 60	174	H Boston U.	64 44				
			68	N Middle Tenn.	58 70	196	A Cornell	63 56				
			88	A Harvard	46 56	196	H Cornell	47 57				
			88	H Harvard	57 73	251	A Columbia	70 69				
						251	H Columbia	60 48				
						252	H Binghamton	63 39				
						261	A Cal St. Fullerton	62 67				
						266	H Loyola Maryland	54 41				
						271	A San Diego	76 78				
						278	A Vermont	66 42				
						281	A Brown	81 61				
						281	H Brown	78 43				
						282	H Fairfield	59 46				
						290	N UC Santa Barbara	56 62				
						316	A New Hampshire	62 42				
						327	H UMass Lowell	70 54				
LAST 12 Division I GAMES:												
290	N UC Santa Barbara	56 62	137	H Yale	56 54							
196	H Cornell	47 57	51	H Princeton	75 82							
251	H Columbia	60 48	60	H Penn	44 60							
60	A Penn	52 56	251	A Columbia	70 69							
51	A Princeton	47 64	196	A Cornell	63 56							
281	H Brown	78 43	137	A Yale	49 64							

Non-Div I Games:

Dartmouth

■ Loss,
 ■ Non-Conf,
 ■ S Site,
 ■ H Home
 ■ A Away
 N Neutral

Average RPI Win: 207	WON-LOST	WINNING	LAST 10	STRENGTH OF	OPP. STRENGTH	TEAM	ADJ.	CONF.	ADJ CONF.
Average RPI Loss: 147	RECORD	PCT. RANK	GAMES	SCHEDULE	OF SCHEDULE	RPI	RPI	RPI	RPI
DIV. I ONLY	16- 14	154	1- 1	179	157	153	153	17	17
DIV. I NON-CONF.	5- 7	206	0- 0	120	135	152	152	16	16
TOTALS	RPI 1-25	RPI 26-50	W-L RECORDS	RPI 51-100	RPI 101-150	RPI 150+			
16- 14	0- 1	1- 0	OVERALL	2- 3	1- 4	12- 6			
9- 4	0- 0	0- 0	HOME	1- 1	0- 1	8- 2			
7- 9	0- 1	1- 0	AWAY	1- 2	1- 2	4- 4			
0- 1	0- 0	0- 0	NEUTRAL	0- 0	0- 1	0- 0			
5- 7	0- 1	1- 0	NON-CONFERENCE	1- 1	0- 2	3- 3			
3- 1	0- 0	0- 0	HOME	1- 0	0- 1	2- 0			
2- 6	0- 1	1- 0	AWAY	0- 1	0- 1	1- 3			
0- 0	0- 0	0- 0	NEUTRAL	0- 0	0- 0	0- 0			
11- 7	0- 0	0- 0	CONFERENCE	1- 2	1- 2	9- 3			
6- 3	0- 0	0- 0	HOME	0- 1	0- 0	6- 2			
5- 3	0- 0	0- 0	AWAY	1- 1	1- 1	3- 1			
0- 1	0- 0	0- 0	NEUTRAL	0- 0	0- 1	0- 0			

RPI	S	Opponent	Score	RPI	S	Opponent	Score	RPI	S	Opponent	Score	RPI	S	Opponent	Score	Team's RPI: 153
9	A	NC State	45 75	50	A	Clemson	90 80	51	A	Princeton	57 65	106	A	Charlotte	66 78	
								86	A	Fordham	60 56	117	A	Dayton	69 83	
								86	H	Fordham	42 58	117	N	Dayton	67 84	
								91	A	VCU	54 61	135	H	Appalachian St.	78 81	
								95	H	High Point	71 62	136	A	Duquesne	62 47	
												161	H	William & Mary	76 65	
												180	A	UNC Asheville	56 69	
												182	H	Saint Louis	60 57	
												205	A	Massachusetts	64 49	
												205	H	Massachusetts	58 70	
												219	A	George Washington	62 42	
												224	A	Elon	72 73	
												227	H	George Mason	67 59	
												236	A	Saint Joseph's	54 66	
												238	A	Gardner-Webb	49 54	
												257	A	Rhode Island	77 67	
												257	H	Rhode Island	58 64	
												260	H	St. Bonaventure	67 55	
												260	H	St. Bonaventure	74 49	
												273	H	Richmond	78 55	
												284	H	La Salle	80 61	
												292	A	Charleston So.	72 34	
												320	H	Presbyterian	83 56	
LAST 12 Division I GAMES:																
		117 N Dayton	67 84			205 A Massachusetts	64 49									
		260 H St. Bonaventure	74 49			86 H Fordham	42 58									
		91 A VCU	54 61			260 H St. Bonaventure	67 55									
		257 H Rhode Island	58 64			236 A Saint Joseph's	54 66									
		182 H Saint Louis	60 57			284 H La Salle	80 61									
		117 A Dayton	69 83			219 A George Washington	62 42									

Non-Div I Games: Queens (NC) 80 47

Davidson

■ Loss,
 ■ Non-Conf,
 ■ S Site,
 ■ Home
 ■ A Away
 N Neutral

Average RPI Win: 197	WON-LOST	WINNING	LAST 10	STRENGTH OF	OPP. STRENGTH	TEAM	ADJ.	CONF.	ADJ CONF.
Average RPI Loss: 103	RECORD	PCT. RANK	GAMES	SCHEDULE	OF SCHEDULE	RPI	RPI	RPI	RPI
DIV. I ONLY	17- 13	132	2- 0	95	126	117	117	17	17
DIV. I NON-CONF.	5- 6	177	0- 0	19	38	92	92	16	16
TOTALS	RPI 1-25	RPI 26-50	W-L RECORDS	RPI 51-100	RPI 101-150	RPI 150+			
17- 13	0- 2	1- 1	OVERALL	3- 5	0- 2	13- 3			
13- 1	0- 0	1- 0	HOME	2- 0	0- 1	10- 0			
2- 10	0- 2	0- 1	AWAY	0- 3	0- 1	2- 3			
2- 2	0- 0	0- 0	NEUTRAL	1- 2	0- 0	1- 0			
5- 6	0- 2	1- 1	NON-CONFERENCE	2- 2	0- 1	2- 0			
4- 1	0- 0	1- 0	HOME	1- 0	0- 1	2- 0			
0- 4	0- 2	0- 1	AWAY	0- 1	0- 0	0- 0			
1- 1	0- 0	0- 0	NEUTRAL	1- 1	0- 0	0- 0			
12- 7	0- 0	0- 0	CONFERENCE	1- 3	0- 1	11- 3			
9- 0	0- 0	0- 0	HOME	1- 0	0- 0	8- 0			
2- 6	0- 0	0- 0	AWAY	0- 2	0- 1	2- 3			
1- 1	0- 0	0- 0	NEUTRAL	0- 1	0- 0	1- 0			

RPI 1-25				RPI 26-50				RPI 51-100				RPI 101+ Team's RPI: 117			
RPI	S	Opponent	Score	RPI	S	Opponent	Score	RPI	S	Opponent	Score	RPI	S	Opponent	Score
14	A	Maryland	71 82	28	A	James Madison	55 68	66	N	Georgia Tech	85 66	101	H	Northeastern	79 84
19	A	South Carolina	55 65	37	H	Buffalo	72 59	67	A	Green Bay	35 51	136	A	Duquesne	57 85
								73	N	Virginia Tech	57 69	153	H	Davidson	83 69
								75	H	Toledo	70 49	153	N	Davidson	84 67
								86	A	Fordham	48 57	182	A	Saint Louis	65 68
								86	H	Fordham	72 50	182	H	Saint Louis	73 57
								91	A	VCU	62 64	205	H	Massachusetts	75 47
								91	N	VCU	52 61	219	A	George Washington	45 46
												219	H	George Washington	62 53
												227	A	George Mason	51 54
												236	H	Saint Joseph's	72 65
												246	H	Colgate	67 58
												257	A	Rhode Island	74 62
												260	A	St. Bonaventure	62 49
												273	H	Richmond	71 50
												284	H	La Salle	84 45
												284	H	La Salle	65 38
												330	H	Evansville	69 30
LAST 12 Division I GAMES:															
284	H	La Salle	65 38	153	H	Davidson	83 69								
153	N	Davidson	84 67	219	H	George Washington	62 53								
91	N	VCU	52 61	91	A	VCU	62 64								
182	H	Saint Louis	73 57	136	A	Duquesne	57 85								
86	A	Fordham	48 57	273	H	Richmond	71 50								
227	A	George Mason	51 54	257	A	Rhode Island	74 62								

Non-Div I Games:

Dayton

Average RPI Win: 125	WON-LOST	WINNING	LAST 10	STRENGTH OF	OPP. STRENGTH	TEAM	ADJ.	CONF.	ADJ CONF.
Average RPI Loss: 39	RECORD	PCT. RANK	GAMES	SCHEDULE	OF SCHEDULE	RPI	RPI	RPI	RPI
DIV. I ONLY	26- 7	33	1- 0	44	27	20	20	6	6
DIV. I NON-CONF.	9- 3	62	0- 0	76	8	38	38	4	4
TOTALS	RPI 1-25	RPI 26-50	W-L RECORDS	RPI 51-100	RPI 101-150	RPI 150+			
26- 7	1- 5	1- 0	OVERALL	10- 1	7- 1	7- 0			
14- 4	1- 2	0- 0	HOME	5- 1	4- 1	4- 0			
10- 2	0- 2	0- 0	AWAY	4- 0	3- 0	3- 0			
2- 1	0- 1	1- 0	NEUTRAL	1- 0	0- 0	0- 0			
9- 3	0- 3	1- 0	NON-CONFERENCE	2- 0	1- 0	5- 0			
5- 1	0- 1	0- 0	HOME	1- 0	1- 0	3- 0			
2- 1	0- 1	0- 0	AWAY	0- 0	0- 0	2- 0			
2- 1	0- 1	1- 0	NEUTRAL	1- 0	0- 0	0- 0			
17- 4	1- 2	0- 0	CONFERENCE	8- 1	6- 1	2- 0			
9- 3	1- 1	0- 0	HOME	4- 1	3- 1	1- 0			
8- 1	0- 1	0- 0	AWAY	4- 0	3- 0	1- 0			
0- 0	0- 0	0- 0	NEUTRAL	0- 0	0- 0	0- 0			

RPI	S	Opponent	Score	RPI	S	Opponent	Score	RPI	S	Opponent	Score	RPI	S	Opponent	Score
1	H	Notre Dame	77 101	32	N	Kansas St.	79 59	51	N	Princeton	82 67	114	A	St. John's (NY)	70 62
6	A	UConn	63 99					55	A	Villanova	66 59	114	H	St. John's (NY)	73 64
10	N	Syracuse	81 83					55	H	Villanova	93 70	115	H	Northwestern	76 60
12	A	Marquette	63 96					67	H	Green Bay	73 64	120	A	Providence	76 61
12	H	Marquette	87 93					69	A	Georgetown	69 64	120	H	Providence	85 60
12	H	Marquette	74 73					69	H	Georgetown	76 71	120	H	Providence	88 62
								74	A	Butler	86 78	142	A	Seton Hall	94 85
								74	H	Butler	76 62	142	H	Seton Hall	73 84
								93	A	Creighton	74 67	155	A	Oklahoma	87 76
								93	H	Creighton	80 69	166	H	Temple	102 88
								93	H	Creighton	82 85	217	A	Xavier	73 71
												217	H	Xavier	81 48
												253	A	Loyola Chicago	102 76
												303	H	Tennessee St.	95 73
												345	H	Savannah St.	124 61
LAST 12 Division I GAMES:															
120	H	Providence	85 60	217	H	Xavier	81 48								
12	H	Marquette	74 73	114	A	St. John's (NY)	70 62								
93	H	Creighton	80 69	142	A	Seton Hall	94 85								
93	A	Creighton	74 67	69	H	Georgetown	76 71								
120	A	Providence	76 61	55	H	Villanova	93 70								
74	H	Butler	76 62	12	H	Marquette	87 93								

Non-Div I Games:

DePaul

Delaware

Through Games Of March 12, 2019

Average RPI Win:	218	WON-LOST	WINNING	LAST 10	STRENGTH OF	OPP. STRENGTH	TEAM	ADJ.	CONF.	ADJ CONF.
Average RPI Loss:	96	RECORD	PCT. RANK	GAMES	SCHEDULE	OF SCHEDULE	RPI	RPI	RPI	RPI
DIV. I ONLY	16- 14	154	1- 0	89	160	128	128	10	10	
DIV. I NON-CONF.	5- 7	206	1- 0	104	289	178	178	10	10	
TOTALS	RPI 1-25	RPI 26-50	W-L RECORDS	RPI 51-100	RPI 101-150	RPI 150+				
16- 14	0- 2	0- 2	OVERALL	0- 3	3- 4	13- 3				
8- 5	0- 2	0- 1	HOME	0- 1	2- 1	6- 0				
6- 7	0- 0	0- 1	AWAY	0- 2	1- 2	5- 2				
2- 2	0- 0	0- 0	NEUTRAL	0- 0	0- 1	2- 1				
5- 7	0- 2	0- 0	NON-CONFERENCE	0- 1	0- 1	5- 3				
2- 2	0- 2	0- 0	HOME	0- 0	0- 0	2- 0				
1- 3	0- 0	0- 0	AWAY	0- 1	0- 0	1- 2				
2- 2	0- 0	0- 0	NEUTRAL	0- 0	0- 1	2- 1				
11- 7	0- 0	0- 2	CONFERENCE	0- 2	3- 3	8- 0				
6- 3	0- 0	0- 1	HOME	0- 1	2- 1	4- 0				
5- 4	0- 0	0- 1	AWAY	0- 1	1- 2	4- 0				
0- 0	0- 0	0- 0	NEUTRAL	0- 0	0- 0	0- 0				

RPI 1-25				RPI 26-50				RPI 51-100				RPI 101+ Team's RPI: 128			
RPI	S	Opponent	Score	RPI	S	Opponent	Score	RPI	S	Opponent	Score	RPI	S	Opponent	Score
14	H	Maryland	53 77	28	A	James Madison	51 56	64	A	Drexel	41 58	101	A	Northeastern	62 75
15	H	UCF	60 71	28	H	James Madison	43 68	64	H	Drexel	40 57	101	H	Northeastern	77 63
								89	A	UNI	67 79	113	A	UNCW	64 72
												113	H	UNCW	65 53
												125	A	Towson	70 57
												125	H	Towson	48 56
												147	N	Montana St.	60 69
												151	N	Bradley	47 59
												157	N	Nicholls St.	71 56
												161	A	William & Mary	70 59
												161	H	William & Mary	68 52
												174	A	Boston U.	61 72
												224	A	Elon	74 63
												224	H	Elon	71 59
												227	A	George Mason	46 72
												236	H	Saint Joseph's	48 39
												238	H	Gardner-Webb	69 45
												248	A	Hofstra	78 59
												248	H	Hofstra	57 47
												295	A	Col. of Charleston	72 60
												295	H	Col. of Charleston	74 50
												317	N	Lafayette	65 47
												340	A	Delaware St.	85 77
LAST 12 Division I GAMES:															
317	N	Lafayette	65 47	113	A	UNCW	64 72								
157	N	Nicholls St.	71 56	295	A	Col. of Charleston	72 60								
28	A	James Madison	51 56	248	H	Hofstra	57 47								
125	A	Towson	70 57	101	H	Northeastern	77 63								
161	H	William & Mary	68 52	64	A	Drexel	41 58								
224	H	Elon	71 59	224	A	Elon	74 63								

Non-Div I Games:

Delaware

Loss, Non-Conf, S Site, H Home A Away N Neutral

Schedule 50:				Through Games Of March 11, 2015						
Average RPI Win:	295	WON-LOST	WINNING	LAST 10	STRENGTH OF	OPP. STRENGTH	TEAM	ADJ.	CONF.	ADJ CONF.
Average RPI Loss:	218	RECORD	PCT. RANK	GAMES	SCHEDULE	OF SCHEDULE	RPI	RPI	RPI	RPI
DIV. I ONLY	5- 21	324	0- 1	295	346	340	340	32	32	
DIV. I NON-CONF.	0- 9	336	0- 0	106	203	318	318	32	32	
TOTALS	RPI 1-25	RPI 26-50	W-L RECORDS	RPI 51-100	RPI 101-150	RPI 150+				
5- 21	0- 0	0- 1	OVERALL	0- 1	0- 2	5- 17				
5- 5	0- 0	0- 1	HOME	0- 0	0- 1	5- 3				
0- 15	0- 0	0- 0	AWAY	0- 1	0- 1	0- 13				
0- 1	0- 0	0- 0	NEUTRAL	0- 0	0- 0	0- 1				
0- 9	0- 0	0- 1	NON-CONFERENCE	0- 1	0- 2	0- 5				
0- 2	0- 0	0- 1	HOME	0- 0	0- 1	0- 0				
0- 7	0- 0	0- 0	AWAY	0- 1	0- 1	0- 5				
0- 0	0- 0	0- 0	NEUTRAL	0- 0	0- 0	0- 0				
5- 12	0- 0	0- 0	CONFERENCE	0- 0	0- 0	5- 12				
5- 3	0- 0	0- 0	HOME	0- 0	0- 0	5- 3				
0- 8	0- 0	0- 0	AWAY	0- 0	0- 0	0- 8				
0- 1	0- 0	0- 0	NEUTRAL	0- 0	0- 0	0- 1				

[illegible]

Non-Div I Games: Post

65 53

Cheyney

79 59

Delaware St.

Loss, Non-Conf, S Site, H Home A Away N Neutral

Average RPI Win: 224	WON-LOST	WINNING	LAST 10	STRENGTH OF	OPP. STRENGTH	TEAM	ADJ.	CONF.	ADJ CONF.
Average RPI Loss: 155	RECORD	PCT. RANK	GAMES	SCHEDULE	OF SCHEDULE	RPI	RPI	RPI	RPI
DIV. I ONLY	17- 13	132	0- 1	247	204	165	165	19	19
DIV. I NON-CONF.	7- 6	153	0- 0	165	196	160	160	18	18
TOTALS	RPI 1-25	RPI 26-50	W-L RECORDS	RPI 51-100	RPI 101-150	RPI 150+			
17- 13	0- 0	1- 3	OVERALL	2- 2	1- 2	13- 6			
13- 2	0- 0	1- 1	HOME	2- 0	1- 0	9- 1			
4- 10	0- 0	0- 2	AWAY	0- 2	0- 2	4- 4			
0- 1	0- 0	0- 0	NEUTRAL	0- 0	0- 0	0- 1			
7- 6	0- 0	0- 0	NON-CONFERENCE	2- 2	1- 2	4- 2			
6- 1	0- 0	0- 0	HOME	2- 0	1- 0	3- 1			
1- 5	0- 0	0- 0	AWAY	0- 2	0- 2	1- 1			
0- 0	0- 0	0- 0	NEUTRAL	0- 0	0- 0	0- 0			
10- 7	0- 0	1- 3	CONFERENCE	0- 0	0- 0	9- 4			
7- 1	0- 0	1- 1	HOME	0- 0	0- 0	6- 0			
3- 5	0- 0	0- 2	AWAY	0- 0	0- 0	3- 3			
0- 1	0- 0	0- 0	NEUTRAL	0- 0	0- 0	0- 1			

RPI S	Opponent	Score	RPI S	Opponent	Score	RPI S	Opponent	Score	RPI S	Opponent	Score	Team's RPI: 165
26	A South Dakota St.	59 76	26	H South Dakota St.	67 83	53	H Lamar University	117 110	105	H Loyola Marymount	104 75	
38	A South Dakota	58 73	38	A South Dakota	104 99	56	A Wyoming	74 78	121	A Northern Colo.	66 74	
38	H South Dakota					78	H American	83 54	133	A New Mexico St.	64 66	
						94	A Nebraska	71 96	158	A Oral Roberts	66 74	
									158	H Oral Roberts	93 76	
									222	A North Dakota	92 91	
									222	H North Dakota	87 66	
									222 N	North Dakota	67 80	
									240	A Western Ill.	78 87	
									240	H Western Ill.	94 85	
									243	H UMKC	92 75	
									260	H St. Bonaventure	76 62	
									269	A Southern Utah	71 70	
									279	A Colorado St.	79 84	
									288	H Samford	83 87	
									296	H Air Force	92 66	
									323	A North Dakota St.	87 67	
									323	H North Dakota St.	81 54	
									326	A Omaha	95 68	
									326	H Omaha	82 76	
									334	A Purdue Fort Wayne	55 70	
									334	H Purdue Fort Wayne	82 62	
LAST 12 Division I GAMES:												
222 N	North Dakota	67 80	323	A North Dakota St.	87 67							
326	H Omaha	82 76	158	A Oral Roberts	66 74							
240	H Western Ill.	94 85	26	H South Dakota St.	67 83							
222	A North Dakota	92 91	334	A Purdue Fort Wayne	55 70							
38	A South Dakota	58 73	158	H Oral Roberts	93 76							
334	H Purdue Fort Wayne	82 62	323	H North Dakota St.	81 54							

Non-Div I Games:

Denver

■ Loss,
 ■ Non-Conf,
 ■ S Site,
 ■ Home
 ■ A Away
 N Neutral

Detroit Mercy

Through Games Of March 12, 2019

Average RPI Win:	314	WON-LOST	WINNING	LAST 10	STRENGTH OF	OPP. STRENGTH	TEAM	ADJ.	CONF.	ADJ CONF.
Average RPI Loss:	173	RECORD	PCT. RANK	GAMES	SCHEDULE	OF SCHEDULE	RPI	RPI	RPI	RPI
DIV. I ONLY	3- 25	343	0- 1	288	198	336	336	21	21	
DIV. I NON-CONF.	1- 9	326	0- 0	259	153	327	327	19	19	
TOTALS	RPI 1-25	RPI 26-50	W-L RECORDS	RPI 51-100	RPI 101-150	RPI 150+				
3- 25	0- 0	0- 2	OVERALL	0- 6	0- 4	3- 13				
1- 11	0- 0	0- 1	HOME	0- 2	0- 2	1- 6				
2- 14	0- 0	0- 1	AWAY	0- 4	0- 2	2- 7				
0- 0	0- 0	0- 0	NEUTRAL	0- 0	0- 0	0- 0				
1- 9	0- 0	0- 2	NON-CONFERENCE	0- 2	0- 0	1- 5				
0- 3	0- 0	0- 1	HOME	0- 0	0- 0	0- 2				
1- 6	0- 0	0- 1	AWAY	0- 2	0- 0	1- 3				
0- 0	0- 0	0- 0	NEUTRAL	0- 0	0- 0	0- 0				
2- 16	0- 0	0- 0	CONFERENCE	0- 4	0- 4	2- 8				
1- 8	0- 0	0- 0	HOME	0- 2	0- 2	1- 4				
1- 8	0- 0	0- 0	AWAY	0- 2	0- 2	1- 4				
0- 0	0- 0	0- 0	NEUTRAL	0- 0	0- 0	0- 0				

RPI S	Opponent	Score	RPI S	Opponent	Score	RPI S	Opponent	Score	RPI S	Opponent	Score	Team's RPI: 336
45	A Michigan	62 95	47	H Miami (OH)	59 78	59	A Wright St.	59 78	122	A Youngstown St.	45 91	
						59	H Wright St.	73 76	122	H Youngstown St.	59 85	
						67	A Green Bay	37 82	131	A IUPUI	47 82	
						67	H Green Bay	40 65	131	H IUPUI	41 58	
						75	A Toledo	60 77	194	A Eastern Mich.	53 60	
						100	A Ohio St.	41 55	198	A Milwaukee	34 59	
									198	H Milwaukee	44 62	
									211	A Bowling Green	73 79	
									244	A Northern Ky.	56 68	
									244	H Northern Ky.	63 81	
									253	A Loyola Chicago	43 52	
									262	H Western Mich.	44 54	
									263	A Manhattan	58 56	
									280	A Cleveland St.	51 67	
									280	H Cleveland St.	49 67	
									309	A Oakland	67 74	
									309	H Oakland	65 76	
									326	H Omaha	42 51	
									339	A UIC	42 36	
									339	H UIC	62 45	
LAST 12 Division I GAMES:												
244	H Northern Ky.	63 81	309	H Oakland	65 76							
59	H Wright St.	73 76	122	A Youngstown St.	45 91							
67	A Green Bay	37 82	280	A Cleveland St.	51 67							
198	A Milwaukee	34 59	59	A Wright St.	59 78							
131	H IUPUI	41 58	244	A Northern Ky.	56 68							
339	H UIC	62 45	198	H Milwaukee	44 62							

Non-Div I Games: Mich.-Dearborn 68 60

Detroit Mercy

Loss, Non-Conf, S Site, H Home A Away N Neutral

Drake

Through Games Of March 12, 2019

Average RPI Win:	168	WON-LOST	WINNING	LAST 10	STRENGTH OF	OPP. STRENGTH	TEAM	ADJ.	CONF.	ADJ CONF.
Average RPI Loss:	23	RECORD	PCT. RANK	GAMES	SCHEDULE	OF SCHEDULE	RPI	RPI	RPI	RPI
DIV. I ONLY	24- 5	18	1- 0	49	93	16	16	13	13	
DIV. I NON-CONF.	7- 4	108	1- 0	8	2	12	12	15	15	
TOTALS	RPI 1-25	RPI 26-50	W-L RECORDS	RPI 51-100	RPI 101-150	RPI 150+				
24- 5	1- 3	2- 1	OVERALL	5- 1	5- 0	11- 0				
10- 2	0- 1	1- 0	HOME	1- 1	3- 0	5- 0				
12- 2	0- 1	0- 1	AWAY	4- 0	2- 0	6- 0				
2- 1	1- 1	1- 0	NEUTRAL	0- 0	0- 0	0- 0				
7- 4	1- 3	2- 1	NON-CONFERENCE	2- 0	1- 0	1- 0				
2- 1	0- 1	1- 0	HOME	0- 0	1- 0	0- 0				
3- 2	0- 1	0- 1	AWAY	2- 0	0- 0	1- 0				
2- 1	1- 1	1- 0	NEUTRAL	0- 0	0- 0	0- 0				
17- 1	0- 0	0- 0	CONFERENCE	3- 1	4- 0	10- 0				
8- 1	0- 0	0- 0	HOME	1- 1	2- 0	5- 0				
9- 0	0- 0	0- 0	AWAY	2- 0	2- 0	5- 0				
0- 0	0- 0	0- 0	NEUTRAL	0- 0	0- 0	0- 0				

RPI	S	Opponent	Score
1	N	Notre Dame	64 82
7	H	Iowa	82 91
11	A	Iowa St.	81 86
19	N	South Carolina	90 85

RPI	S	Opponent	Score
26	A	South Dakota St.	71 80
29	N	Rutgers	69 59
38	H	South Dakota	76 64

RPI	S	Opponent	Score
71	A	Missouri St.	70 61
71	H	Missouri St.	79 85
89	A	UNI	88 64
89	H	UNI	76 61
93	A	Creighton	85 69
94	A	Nebraska	83 77

RPI	S	Opponent	Score
140	A	Illinois St.	82 64
140	H	Illinois St.	88 61
144	H	CSUN	73 63
149	A	Southern Ill.	71 64
149	H	Southern Ill.	94 66
151	A	Bradley	92 63
151	H	Bradley	95 63
231	A	Indiana St.	70 68
231	H	Indiana St.	96 77
240	A	Western Ill.	98 71
253	A	Loyola Chicago	83 55
253	H	Loyola Chicago	69 60
310	A	Valparaiso	88 62
310	H	Valparaiso	84 53
330	A	Evansville	78 47
330	H	Evansville	66 39

LAST 12 Division I GAMES:

19	N	South Carolina	90 85	231	H	Indiana St.	96 77
1	N	Notre Dame	64 82	330	H	Evansville	66 39
151	H	Bradley	95 63	89	H	UNI	76 61
140	H	Illinois St.	88 61	253	A	Loyola Chicago	83 55
71	A	Missouri St.	70 61	310	A	Valparaiso	88 62
149	A	Southern Ill.	71 64	149	H	Southern Ill.	94 66

Non-Div I Games: Clarke 91 43

Drake

■ Loss,
 ■ Non-Conf, S Site,
 ■ Home
 ■ Away
 N Neutral

Average RPI Win:	200	WON-LOST	WINNING	LAST 10	STRENGTH OF	OPP. STRENGTH	TEAM	ADJ.	CONF.	ADJ CONF.
Average RPI Loss:	71	RECORD	PCT. RANK	GAMES	SCHEDULE	OF SCHEDULE	RPI	RPI	RPI	RPI
DIV. I ONLY	22- 7	43	1- 0	105	145	64	64	10	10	
DIV. I NON-CONF.	8- 3	72	1- 0	119	261	80	80	10	10	
TOTALS	RPI 1-25	RPI 26-50	W-L RECORDS	RPI 51-100	RPI 101-150	RPI 150+				
22- 7	0- 0	1- 3	OVERALL	0- 2	7- 1	14- 1				
9- 5	0- 0	1- 2	HOME	0- 1	3- 1	5- 1				
12- 1	0- 0	0- 1	AWAY	0- 0	4- 0	8- 0				
1- 1	0- 0	0- 0	NEUTRAL	0- 1	0- 0	1- 0				
8- 3	0- 0	1- 1	NON-CONFERENCE	0- 2	0- 0	7- 0				
3- 2	0- 0	1- 1	HOME	0- 1	0- 0	2- 0				
4- 0	0- 0	0- 0	AWAY	0- 0	0- 0	4- 0				
1- 1	0- 0	0- 0	NEUTRAL	0- 1	0- 0	1- 0				
14- 4	0- 0	0- 2	CONFERENCE	0- 0	7- 1	7- 1				
6- 3	0- 0	0- 1	HOME	0- 0	3- 1	3- 1				
8- 1	0- 0	0- 1	AWAY	0- 0	4- 0	4- 0				
0- 0	0- 0	0- 0	NEUTRAL	0- 0	0- 0	0- 0				

RPI S	Opponent	Score	RPI S	Opponent	Score	RPI S	Opponent	Score	RPI S	Opponent	Score
28	A James Madison	47 58	28	H James Madison	35 51	59	N Wright St.	63 71	101	A Northeastern	61 59
39	H Quinnipiac	52 56	39	H Quinnipiac	52 56	60	H Penn	39 55	101	H Northeastern	76 45
43	H Bucknell	64 42	43	H Bucknell	64 42				113	A UNCW	65 53
									113	H UNCW	67 55
									125	A Towson	77 44
									125	H Towson	54 55
									128	A Delaware	57 40
									128	H Delaware	58 41
									161	A William & Mary	62 58
									161	H William & Mary	72 77
									224	A Elon	59 44
									224	H Elon	68 45
									236	H Saint Joseph's	51 34
									238	H Gardner-Webb	65 48
									248	A Hofstra	61 49
									248	H Hofstra	62 39
									263	A Manhattan	53 39
									273	A Richmond	58 35
									275	N Siena	51 39
									278	A Vermont	60 44
									284	A La Salle	58 43
									295	A Col. of Charleston	65 42
									295	H Col. of Charleston	76 53

LAST 12 Division I GAMES:

278	A Vermont	60 44	113	A UNCW	65 53
125	A Towson	77 44	101	H Northeastern	76 45
28	A James Madison	47 58	248	H Hofstra	62 39
224	H Elon	68 45	128	H Delaware	58 41
161	H William & Mary	72 77	161	A William & Mary	62 58
295	A Col. of Charleston	65 42	224	A Elon	59 44

Non-Div I Games:

Drexel

■ Loss,
 ■ Non-Conf, S Site,
 ■ Home
 ■ Away
 N Neutral

Average RPI Win:	129	WON-LOST	WINNING	LAST 10	STRENGTH OF	OPP. STRENGTH	TEAM	ADJ.	CONF.	ADJ CONF.
Average RPI Loss:	50	RECORD	PCT. RANK	GAMES	SCHEDULE	OF SCHEDULE	RPI	RPI	RPI	RPI
DIV. I ONLY	15- 15	170	1- 0	35	4	79	79	1	1	
DIV. I NON-CONF.	8- 4	91	0- 0	81	47	56	56	1	1	
TOTALS	RPI 1-25	RPI 26-50	W-L RECORDS	RPI 51-100	RPI 101-150	RPI 150+				
15- 15	0- 8	3- 1	OVERALL	2- 3	5- 3	5- 0				
9- 4	0- 3	2- 0	HOME	1- 1	3- 0	3- 0				
4- 8	0- 4	1- 0	AWAY	1- 2	1- 2	1- 0				
2- 3	0- 1	0- 1	NEUTRAL	0- 0	1- 1	1- 0				
8- 4	0- 1	0- 1	NON-CONFERENCE	2- 0	1- 2	5- 0				
5- 0	0- 0	0- 0	HOME	1- 0	1- 0	3- 0				
2- 2	0- 1	0- 0	AWAY	1- 0	0- 1	1- 0				
1- 2	0- 0	0- 1	NEUTRAL	0- 0	0- 1	1- 0				
7- 11	0- 7	3- 0	CONFERENCE	0- 3	4- 1	0- 0				
4- 4	0- 3	2- 0	HOME	0- 1	2- 0	0- 0				
2- 6	0- 3	1- 0	AWAY	0- 2	1- 1	0- 0				
1- 1	0- 1	0- 0	NEUTRAL	0- 0	1- 0	0- 0				

RPI	S	Opponent	Score	RPI	S	Opponent	Score	RPI	S	Opponent	Score	RPI	S	Opponent	Score
1	A	Notre Dame	61 89	31	N	Missouri	54 62	61	A	Maine	66 63	115	A	Northwestern	58 84
3	H	Louisville	51 73	36	A	North Carolina	85 69	62	H	FGCU	57 41	119	H	Marist	64 56
9	A	NC State	51 63	36	H	North Carolina	62 44	66	A	Georgia Tech	64 70	127	H	Pittsburgh	74 55
10	H	Syracuse	55 64	50	H	Clemson	63 59	73	H	Virginia Tech	57 64	127	N	Pittsburgh	86 64
18	H	Miami (FL)	50 58					96	A	Virginia	47 53	132	A	Boston College	90 92
21	A	Florida St.	62 66									134	N	Washington	64 71
21	N	Florida St.	41 51									150	A	Wake Forest	55 44
24	A	Oregon St.	57 71									150	H	Wake Forest	66 52
												184	A	Wisconsin	60 53
												191	H	East Carolina	83 66
												202	H	UNLV	66 38
												215	N	Ball St.	79 62
												224	H	Elon	81 64
LAST 12 Division I GAMES:															
127	N	Pittsburgh	86 64	150	A	Wake Forest	55 44	1	A	Notre Dame	61 89				
21	N	Florida St.	41 51	73	H	Virginia Tech	57 64	96	A	Virginia	47 53				
31	N	Missouri	54 62	36	A	North Carolina	85 69	127	H	Pittsburgh	74 55				
215	N	Ball St.	79 62												
36	H	North Carolina	62 44												
50	H	Clemson	63 59												

Non-Div I Games:

Duke

Average RPI Win:	208	WON-LOST	WINNING	LAST 10	STRENGTH OF	OPP. STRENGTH	TEAM	ADJ.	CONF.	ADJ CONF.
Average RPI Loss:	110	RECORD	PCT. RANK	GAMES	SCHEDULE	OF SCHEDULE	RPI	RPI	RPI	RPI
DIV. I ONLY	19- 13	123	1- 0	189	105	136	136	17	17	
DIV. I NON-CONF.	6- 7	172	0- 0	94	15	123	123	16	16	
TOTALS	RPI 1-25	RPI 26-50	W-L RECORDS	RPI 51-100	RPI 101-150	RPI 150+				
19- 13	0- 2	0- 1	OVERALL	2- 4	2- 1	15- 5				
9- 5	0- 1	0- 0	HOME	1- 0	1- 1	7- 3				
9- 5	0- 0	0- 1	AWAY	1- 3	1- 0	7- 1				
1- 3	0- 1	0- 0	NEUTRAL	0- 1	0- 0	1- 1				
6- 7	0- 2	0- 1	NON-CONFERENCE	1- 2	1- 1	4- 1				
3- 2	0- 1	0- 0	HOME	0- 0	0- 1	3- 0				
3- 3	0- 0	0- 1	AWAY	1- 2	1- 0	1- 0				
0- 2	0- 1	0- 0	NEUTRAL	0- 0	0- 0	0- 1				
13- 6	0- 0	0- 0	CONFERENCE	1- 2	1- 0	11- 4				
6- 3	0- 0	0- 0	HOME	1- 0	1- 0	4- 3				
6- 2	0- 0	0- 0	AWAY	0- 1	0- 0	6- 1				
1- 1	0- 0	0- 0	NEUTRAL	0- 1	0- 0	1- 0				

RPI 1-25				RPI 26-50				RPI 51-100				RPI 101+ Team's RPI: 136			
RPI	S	Opponent	Score	RPI	S	Opponent	Score	RPI	S	Opponent	Score	RPI	S	Opponent	Score
10	N	Syracuse	71 87	30	A	Texas	41 78	58	A	TCU	48 61	117	H	Dayton	85 57
15	H	UCF	63 71					75	A	Toledo	52 65	127	H	Pittsburgh	58 66
								77	A	Kent St.	77 72	146	A	Penn St.	64 58
								86	A	Fordham	46 57	153	H	Davidson	47 62
								86	N	Fordham	34 76	166	H	Temple	54 53
								91	H	VCU	71 68	182	H	Saint Louis	63 67
												182	N	Saint Louis	72 51
												187	N	Liberty	51 55
												205	A	Massachusetts	66 69
												208	A	Saint Francis (PA)	93 73
												219	A	George Washington	64 53
												219	H	George Washington	54 55
												223	H	Mt. St. Mary's	73 64
												227	A	George Mason	60 57
												236	A	Saint Joseph's	67 56
												236	H	Saint Joseph's	81 73
												242	H	ETSU	66 58
												257	A	Rhode Island	75 58
												257	H	Rhode Island	106 69
												260	A	St. Bonaventure	60 54
												260	H	St. Bonaventure	80 64
												273	H	Richmond	80 54
												284	A	La Salle	66 62
LAST 12 Division I GAMES:															
257	H	Rhode Island	106 69	236	A	Saint Joseph's	67 56								
182	N	Saint Louis	72 51	257	A	Rhode Island	75 58								
86	N	Fordham	34 76	182	H	Saint Louis	63 67								
260	H	St. Bonaventure	80 64	117	H	Dayton	85 57								
219	A	George Washington	64 53	205	A	Massachusetts	66 69								
91	H	VCU	71 68	86	A	Fordham	46 57								

Non-Div I Games:

Duquesne

■ Loss,
 ■ Non-Conf,
 ■ S Site,
 ■ Home
 ■ A Away
 N Neutral

East Carolina

Through Games Of March 12, 2019

Average RPI Win:	243	WON-LOST	WINNING	LAST 10	STRENGTH OF	OPP. STRENGTH	TEAM	ADJ.	CONF.	ADJ CONF.
Average RPI Loss:	117	RECORD	PCT. RANK	GAMES	SCHEDULE	OF SCHEDULE	RPI	RPI	RPI	RPI
DIV. I ONLY	16- 15	167	1- 0	236	115	191	191	9	9	
DIV. I NON-CONF.	9- 4	85	0- 0	307	277	187	187	8	8	
TOTALS	RPI 1-25	RPI 26-50	W-L RECORDS	RPI 51-100	RPI 101-150	RPI 150+				
16- 15	0- 3	0- 0	OVERALL	0- 2	1- 4	15- 6				
11- 5	0- 1	0- 0	HOME	0- 1	1- 2	10- 1				
2- 9	0- 1	0- 0	AWAY	0- 1	0- 2	2- 5				
3- 1	0- 1	0- 0	NEUTRAL	0- 0	0- 0	3- 0				
9- 4	0- 0	0- 0	NON-CONFERENCE	0- 1	1- 2	8- 1				
7- 1	0- 0	0- 0	HOME	0- 0	1- 1	6- 0				
0- 3	0- 0	0- 0	AWAY	0- 1	0- 1	0- 1				
2- 0	0- 0	0- 0	NEUTRAL	0- 0	0- 0	2- 0				
7- 11	0- 3	0- 0	CONFERENCE	0- 1	0- 2	7- 5				
4- 4	0- 1	0- 0	HOME	0- 1	0- 1	4- 1				
2- 6	0- 1	0- 0	AWAY	0- 0	0- 1	2- 4				
1- 1	0- 1	0- 0	NEUTRAL	0- 0	0- 0	1- 0				

RPI	S	Opponent	Score	RPI	S	Opponent	Score	RPI	S	Opponent	Score	RPI	S	Opponent	Score	Team's RPI: 191
6	A	UConn	55 118					76	H	Cincinnati	57 68	106	A	Charlotte	46 52	
6	N	UConn	65 92					79	A	Duke	66 83	109	A	Houston	52 63	
15	H	UCF	58 61									112	H	South Fla.	50 63	
												113	H	UNCW	68 71	
												150	H	Wake Forest	70 61	
												159	A	Tulsa	64 60	
												159	H	Tulsa	55 75	
												161	A	William & Mary	43 63	
												166	A	Temple	62 84	
												167	A	Tulane	57 68	
												167	H	Tulane	63 61	
												187	H	Liberty	66 63	
												207	H	UMES	84 69	
												216	H	Monmouth	73 67	
												230	A	Memphis	46 58	
												230	H	Memphis	68 59	
												232	A	SMU	64 54	
												232	H	SMU	67 61	
												232	N	SMU	50 48	
												256	A	Wichita St.	47 57	
												256	H	Wichita St.	78 56	
												297	N	South Carolina St.	71 63	
												298	H	Kennesaw St.	68 56	
												338	N	Longwood	61 52	
												341	H	Grand Canyon	59 47	
												343	H	USC Upstate	63 53	
LAST 12 Division I GAMES:																
232	N	SMU	50 48	109	A	Houston	52 63									
6	N	UConn	65 92	232	A	SMU	64 54									
232	H	SMU	67 61	230	H	Memphis	68 59									
159	A	Tulsa	64 60	6	A	UConn	55 118									
76	H	Cincinnati	57 68	167	H	Tulane	63 61									
112	H	South Fla.	50 63	256	A	Wichita St.	47 57									

Non-Div I Games:

East Carolina

Loss, Non-Conf, S Site, H Home A Away N Neutral

Average RPI Win:	247	WON-LOST	WINNING	LAST 10	STRENGTH OF	OPP. STRENGTH	TEAM	ADJ.	CONF.	ADJ CONF.
Average RPI Loss:	188	RECORD	PCT. RANK	GAMES	SCHEDULE	OF SCHEDULE	RPI	RPI	RPI	RPI
DIV. I ONLY	8- 18	271	0- 1	253	288	294	294	22	22	
DIV. I NON-CONF.	3- 5	227	0- 0	261	279	247	247	22	22	
TOTALS	RPI 1-25	RPI 26-50	W-L RECORDS	RPI 51-100	RPI 101-150	RPI 150+				
8- 18	0- 0	0- 1	OVERALL	0- 1	1- 6	7- 10				
6- 5	0- 0	0- 0	HOME	0- 0	1- 2	5- 3				
1- 13	0- 0	0- 1	AWAY	0- 1	0- 4	1- 7				
1- 0	0- 0	0- 0	NEUTRAL	0- 0	0- 0	1- 0				
3- 5	0- 0	0- 0	NON-CONFERENCE	0- 1	0- 2	3- 2				
2- 0	0- 0	0- 0	HOME	0- 0	0- 0	2- 0				
0- 5	0- 0	0- 0	AWAY	0- 1	0- 2	0- 2				
1- 0	0- 0	0- 0	NEUTRAL	0- 0	0- 0	1- 0				
5- 13	0- 0	0- 1	CONFERENCE	0- 0	1- 4	4- 8				
4- 5	0- 0	0- 0	HOME	0- 0	1- 2	3- 3				
1- 8	0- 0	0- 1	AWAY	0- 0	0- 2	1- 5				
0- 0	0- 0	0- 0	NEUTRAL	0- 0	0- 0	0- 0				

RPI 1-25			RPI 26-50			RPI 51-100			RPI 101+			Team's RPI: 294
RPI	S	Opponent	Score	RPI	S	Opponent	Score	RPI	S	Opponent	Score	
				44	A	Belmont	57 98	74	A	Butler	37 72	
										110	A	UT Martin 66 90
										110	H	UT Martin 77 71
										124	A	Northern Ill. 59 78
										129	H	Morehead St. 57 67
										148	A	Tennessee Tech 88 99
										148	H	Tennessee Tech 51 68
										149	A	Southern Ill. 59 73
										151	A	Bradley 64 67
										213	A	Jacksonville St. 49 78
										213	H	Jacksonville St. 52 49
										231	H	Indiana St. 63 39
										239	A	SIUE 62 78
										239	H	SIUE 56 65
										240	N	Western Ill. 64 62
										241	A	Southeast Mo. St. 57 72
										241	H	Southeast Mo. St. 54 80
										258	A	Austin Peay 67 57
										258	H	Austin Peay 60 73
										259	A	Murray St. 51 60
										259	H	Murray St. 75 67
										303	A	Tennessee St. 66 70
										310	A	Valparaiso 60 62
										333	H	Eastern Ky. 80 60
										334	H	Purdue Fort Wayne 72 63
LAST 12 Division I GAMES:												
				148	H	Tennessee Tech	51 68	258	A	Austin Peay	67 57	
				213	H	Jacksonville St.	52 49	259	A	Murray St.	51 60	
				303	A	Tennessee St.	66 70	129	H	Morehead St.	57 67	
				44	A	Belmont	57 98	333	H	Eastern Ky.	80 60	
				241	H	Southeast Mo. St.	54 80	241	A	Southeast Mo. St.	57 72	
				239	A	SIUE	62 78	110	A	UT Martin	66 90	

Non-Div I Games: Lincoln Christian 97 34 Eureka 104 48 Oakland City 102 43

Eastern Ill.

Average RPI Win:	0	WON-LOST	WINNING	LAST 10	STRENGTH OF	OPP. STRENGTH	TEAM	ADJ.	CONF.	ADJ CONF.
Average RPI Loss:	174	RECORD	PCT. RANK	GAMES	SCHEDULE	OF SCHEDULE	RPI	RPI	RPI	RPI
DIV. I ONLY	0- 27	351	0- 1	121	253	333	333	22	22	
DIV. I NON-CONF.	0- 9	336	0- 1	39	163	283	283	22	22	
TOTALS	RPI 1-25	RPI 26-50	W-L RECORDS	RPI 51-100	RPI 101-150	RPI 150+				
0- 27	0- 1	0- 4	OVERALL	0- 2	0- 5	0- 15				
0- 11	0- 0	0- 1	HOME	0- 0	0- 3	0- 7				
0- 14	0- 0	0- 3	AWAY	0- 1	0- 2	0- 8				
0- 2	0- 1	0- 0	NEUTRAL	0- 1	0- 0	0- 0				
0- 9	0- 1	0- 2	NON-CONFERENCE	0- 2	0- 0	0- 4				
0- 2	0- 0	0- 0	HOME	0- 0	0- 0	0- 2				
0- 5	0- 0	0- 2	AWAY	0- 1	0- 0	0- 2				
0- 2	0- 1	0- 0	NEUTRAL	0- 1	0- 0	0- 0				
0- 18	0- 0	0- 2	CONFERENCE	0- 0	0- 5	0- 11				
0- 9	0- 0	0- 1	HOME	0- 0	0- 3	0- 5				
0- 9	0- 0	0- 1	AWAY	0- 0	0- 2	0- 6				
0- 0	0- 0	0- 0	NEUTRAL	0- 0	0- 0	0- 0				

RPI 1-25				RPI 26-50				RPI 51-100				RPI 101+				Team's RPI: 333	
RPI	S	Opponent	Score	RPI	S	Opponent	Score	RPI	S	Opponent	Score	RPI	S	Opponent	Score		
21	N	Florida St.	45 62	34	A	Ohio	60 100	81	A	West Virginia	29 78	110	H	UT Martin	61 87		
				44	A	Belmont	43 69	81	N	West Virginia	39 81	129	A	Morehead St.	52 68		
				44	H	Belmont	52 87					129	H	Morehead St.	61 64		
				47	A	Miami (OH)	44 60					148	A	Tennessee Tech	57 77		
												148	H	Tennessee Tech	68 81		
												163	A	Akron	54 63		
												182	H	Saint Louis	43 70		
												213	A	Jacksonville St.	64 69		
												213	H	Jacksonville St.	44 53		
												227	H	George Mason	75 91		
												239	A	SIUE	55 74		
												241	H	Southeast Mo. St.	42 52		
												258	A	Austin Peay	65 100		
												258	H	Austin Peay	60 80		
												259	A	Murray St.	63 81		
												259	H	Murray St.	63 76		
												262	A	Western Mich.	53 64		
												294	A	Eastern Ill.	60 80		
												303	A	Tennessee St.	38 60		
												303	H	Tennessee St.	31 57		
LAST 12 Division I GAMES:																	
				81	N	West Virginia	39 81	259	H	Murray St.	63 76						
				129	H	Morehead St.	61 64	303	H	Tennessee St.	31 57						
				258	H	Austin Peay	60 80	44	H	Belmont	52 87						
				213	A	Jacksonville St.	64 69	239	A	SIUE	55 74						
				148	A	Tennessee Tech	57 77	294	A	Eastern Ill.	60 80						
				129	A	Morehead St.	52 68	148	H	Tennessee Tech	68 81						

Non-Div I Games: Brescia 70 41 Ky. Christian 90 35

Eastern Ky.

■ Loss,
■ Non-Conf, S Site,
■ Home
■ Away
N Neutral

Average RPI Win:	243	WON-LOST	WINNING	LAST 10	STRENGTH OF	OPP. STRENGTH	TEAM	ADJ.	CONF.	ADJ CONF.
Average RPI Loss:	100	RECORD	PCT. RANK	GAMES	SCHEDULE	OF SCHEDULE	RPI	RPI	RPI	RPI
DIV. I ONLY	13- 16	207	1- 0	199	107	194	194	8	8	
DIV. I NON-CONF.	6- 4	125	0- 0	343	249	263	263	9	9	
TOTALS	RPI 1-25	RPI 26-50	W-L RECORDS	RPI 51-100	RPI 101-150	RPI 150+				
13- 16	0- 1	0- 5	OVERALL	0- 5	1- 2	12- 3				
8- 5	0- 0	0- 2	HOME	0- 2	1- 1	7- 0				
5- 8	0- 0	0- 3	AWAY	0- 2	0- 1	5- 2				
0- 3	0- 1	0- 0	NEUTRAL	0- 1	0- 0	0- 1				
6- 4	0- 1	0- 0	NON-CONFERENCE	0- 1	1- 0	5- 2				
4- 0	0- 0	0- 0	HOME	0- 0	1- 0	3- 0				
2- 1	0- 0	0- 0	AWAY	0- 0	0- 0	2- 1				
0- 3	0- 1	0- 0	NEUTRAL	0- 1	0- 0	0- 1				
7- 12	0- 0	0- 5	CONFERENCE	0- 4	0- 2	7- 1				
4- 5	0- 0	0- 2	HOME	0- 2	0- 1	4- 0				
3- 7	0- 0	0- 3	AWAY	0- 2	0- 1	3- 1				
0- 0	0- 0	0- 0	NEUTRAL	0- 0	0- 0	0- 0				

RPI 1-25				RPI 26-50				RPI 51-100				RPI 101+				Team's RPI: 194	
RPI	S	Opponent	Score	RPI	S	Opponent	Score	RPI	S	Opponent	Score	RPI	S	Opponent	Score		
11	N	Iowa St.	59 85	27	A	Central Mich.	61 71	74	N	Butler	63 73	124	A	Northern Ill.	60 70		
				27	H	Central Mich.	60 87	75	A	Toledo	43 63	124	H	Northern Ill.	65 68		
				34	A	Ohio	44 85	75	H	Toledo	67 70	140	H	Illinois St.	50 41		
				37	H	Buffalo	84 91	77	A	Kent St.	64 71	163	A	Akron	61 59		
				47	A	Miami (OH)	58 63	77	H	Kent St.	54 67	163	A	Akron	72 60		
												163	H	Akron	67 60		
												211	H	Bowling Green	81 74		
												215	A	Ball St.	67 57		
												215	H	Ball St.	56 53		
												226	A	Illinois	66 72		
												262	A	Western Mich.	68 71		
												262	H	Western Mich.	64 61		
												280	H	Cleveland St.	69 63		
												307	N	UNC Greensboro	44 49		
												334	A	Purdue Fort Wayne	87 72		
												336	H	Detroit Mercy	60 53		
												338	A	Longwood	64 45		
												339	H	UIC	52 38		
LAST 12 Division I GAMES:																	
				163	A	Akron	61 59					163	H	Akron	67 60		
				215	A	Ball St.	67 57					215	H	Ball St.	56 53		
				75	H	Toledo	67 70					77	H	Kent St.	54 67		
				27	H	Central Mich.	60 87					75	A	Toledo	43 63		
				124	A	Northern Ill.	60 70					47	A	Miami (OH)	58 63		
				262	A	Western Mich.	68 71					124	H	Northern Ill.	65 68		

Non-Div I Games: Northwood 53 39

Eastern Mich.

■ Loss,
 ■ Non-Conf, S Site,
 ■ Home
 ■ Away
 N Neutral

Average RPI Win:	213	WON-LOST	WINNING	LAST 10	STRENGTH OF	OPP. STRENGTH	TEAM	ADJ.	CONF.	ADJ CONF.
Average RPI Loss:	133	RECORD	PCT. RANK	GAMES	SCHEDULE	OF SCHEDULE	RPI	RPI	RPI	RPI
DIV. I ONLY	11- 19	242	1- 0	104	176	195	195	16	16	
DIV. I NON-CONF.	0- 8	336	0- 0	15	103	239	239	13	13	
TOTALS	RPI 1-25	RPI 26-50	W-L RECORDS	RPI 51-100	RPI 101-150	RPI 150+				
11- 19	0- 3	0- 1	OVERALL	0- 3	3- 7	8- 5				
3- 10	0- 1	0- 0	HOME	0- 2	0- 5	3- 2				
6- 7	0- 1	0- 1	AWAY	0- 1	2- 2	4- 2				
2- 2	0- 1	0- 0	NEUTRAL	0- 0	1- 0	1- 1				
0- 8	0- 3	0- 1	NON-CONFERENCE	0- 1	0- 1	0- 2				
0- 3	0- 1	0- 0	HOME	0- 1	0- 1	0- 0				
0- 3	0- 1	0- 1	AWAY	0- 0	0- 0	0- 1				
0- 2	0- 1	0- 0	NEUTRAL	0- 0	0- 0	0- 1				
11- 11	0- 0	0- 0	CONFERENCE	0- 2	3- 6	8- 3				
3- 7	0- 0	0- 0	HOME	0- 1	0- 4	3- 2				
6- 4	0- 0	0- 0	AWAY	0- 1	2- 2	4- 1				
2- 0	0- 0	0- 0	NEUTRAL	0- 0	1- 0	1- 0				

RPI 1-25				RPI 26-50				RPI 51-100				RPI 101+ Team's RPI: 195			
RPI	S	Opponent	Score	RPI	S	Opponent	Score	RPI	S	Opponent	Score	RPI	S	Opponent	Score
13	H	Gonzaga	51 63	42	A	Boise St.	55 67	80	A	Idaho	68 84	108	A	Idaho St.	48 63
24	N	Oregon St.	45 93					80	H	Idaho	74 75	108	H	Idaho St.	45 74
25	A	BYU	65 80					92	H	Utah	51 95	108	N	Idaho St.	67 65
												118	H	Fresno St.	58 68
												121	A	Northern Colo.	76 72
												121	H	Northern Colo.	62 67
												123	A	Portland St.	57 76
												123	H	Portland St.	64 76
												147	A	Montana St.	89 87
												147	H	Montana St.	47 61
												152	N	UC Riverside	45 57
												185	A	Montana	68 62
												185	H	Montana	67 64
												221	A	Northern Ariz.	64 62
												221	H	Northern Ariz.	81 76
												264	A	Sacramento St.	71 62
												264	H	Sacramento St.	70 73
												269	A	Southern Utah	63 73
												269	H	Southern Utah	80 66
												313	A	Weber St.	64 58
												313	H	Weber St.	66 70
												313	N	Weber St.	81 74
												319	A	Cal Poly	55 59
LAST 12 Division I GAMES:															
				313	N	Weber St.	81 74					221	H	Northern Ariz.	81 76
				108	N	Idaho St.	67 65					269	H	Southern Utah	80 66
				313	H	Weber St.	66 70					80	H	Idaho	74 75
				108	H	Idaho St.	45 74					121	A	Northern Colo.	76 72
				123	A	Portland St.	57 76					185	H	Montana	67 64
				264	A	Sacramento St.	71 62					147	H	Montana St.	47 61

Non-Div I Games: Eastern Ore. 66 45

Eastern Wash.

■ Loss,
■ Non-Conf, S Site,
■ Home
■ Away
N Neutral

Average RPI Win: 246	WON-LOST	WINNING	LAST 10	STRENGTH OF	OPP. STRENGTH	TEAM	ADJ.	CONF.	ADJ CONF.
Average RPI Loss: 108	RECORD	PCT. RANK	GAMES	SCHEDULE	OF SCHEDULE	RPI	RPI	RPI	RPI
DIV. I ONLY	8- 20	280	0- 1	91	133	224	224	10	10
DIV. I NON-CONF.	4- 6	212	0- 0	115	233	180	180	10	10
TOTALS	RPI 1-25	RPI 26-50	W-L RECORDS	RPI 51-100	RPI 101-150	RPI 150+			
8- 20	0- 0	0- 4	OVERALL	0- 3	0- 10	8- 3			
4- 10	0- 0	0- 3	HOME	0- 1	0- 5	4- 1			
4- 10	0- 0	0- 1	AWAY	0- 2	0- 5	4- 2			
0- 0	0- 0	0- 0	NEUTRAL	0- 0	0- 0	0- 0			
4- 6	0- 0	0- 2	NON-CONFERENCE	0- 1	0- 2	4- 1			
2- 3	0- 0	0- 2	HOME	0- 0	0- 1	2- 0			
2- 3	0- 0	0- 0	AWAY	0- 1	0- 1	2- 1			
0- 0	0- 0	0- 0	NEUTRAL	0- 0	0- 0	0- 0			
4- 14	0- 0	0- 2	CONFERENCE	0- 2	0- 8	4- 2			
2- 7	0- 0	0- 1	HOME	0- 1	0- 4	2- 1			
2- 7	0- 0	0- 1	AWAY	0- 1	0- 4	2- 1			
0- 0	0- 0	0- 0	NEUTRAL	0- 0	0- 0	0- 0			

RPI 1-25			RPI 26-50			RPI 51-100			RPI 101+			Team's RPI: 224			
RPI	S	Opponent	Score	RPI	S	Opponent	Score	RPI	S	Opponent	Score	RPI	S	Opponent	Score
				28	A	James Madison	30 82	64	A	Drexel	45 68	101	A	Northeastern	71 79
				28	H	James Madison	46 74	64	H	Drexel	44 59	101	H	Northeastern	57 83
				36	H	North Carolina	69 100	79	A	Duke	64 81	113	A	UNCW	51 76
				48	H	Auburn	44 96					113	H	UNCW	70 75
												119	H	Marist	57 61
												125	A	Towson	58 59
												125	H	Towson	50 59
												128	A	Delaware	59 71
												128	H	Delaware	63 74
												135	A	Appalachian St.	62 65
												153	H	Davidson	73 72
												161	A	William & Mary	60 65
												161	H	William & Mary	59 64
												193	A	Hampton	77 62
												197	H	N.C. A&T	73 64
												248	A	Hofstra	77 64
												248	H	Hofstra	55 52
												295	A	Col. of Charleston	72 52
												295	H	Col. of Charleston	76 68
												305	A	Winthrop	57 58
												335	A	N.C. Central	83 54
LAST 12 Division I GAMES:															
				101	H	Northeastern	57 83	161	H	William & Mary	59 64				
				248	H	Hofstra	55 52	295	A	Col. of Charleston	72 52				
				64	A	Drexel	45 68	113	A	UNCW	51 76				
				128	A	Delaware	59 71	128	H	Delaware	63 74				
				125	H	Towson	50 59	64	H	Drexel	44 59				
				28	H	James Madison	46 74	28	A	James Madison	30 82				

Non-Div I Games: Chowan

88 74

Elon

Average RPI Win:	287	WON-LOST	WINNING	LAST 10	STRENGTH OF	OPP. STRENGTH	TEAM	ADJ.	CONF.	ADJ CONF.
Average RPI Loss:	173	RECORD	PCT. RANK	GAMES	SCHEDULE	OF SCHEDULE	RPI	RPI	RPI	RPI
DIV. I ONLY	4- 25	339	0- 1	246	235	330	330	13	13	
DIV. I NON-CONF.	2- 9	297	0- 0	330	338	345	345	15	15	
TOTALS	RPI 1-25	RPI 26-50	W-L RECORDS	RPI 51-100	RPI 101-150	RPI 150+				
4- 25	0- 2	0- 0	OVERALL	0- 4	0- 6	4- 13				
2- 12	0- 1	0- 0	HOME	0- 2	0- 2	2- 7				
2- 13	0- 1	0- 0	AWAY	0- 2	0- 4	2- 6				
0- 0	0- 0	0- 0	NEUTRAL	0- 0	0- 0	0- 0				
2- 9	0- 0	0- 0	NON-CONFERENCE	0- 0	0- 2	2- 7				
1- 4	0- 0	0- 0	HOME	0- 0	0- 0	1- 4				
1- 5	0- 0	0- 0	AWAY	0- 0	0- 2	1- 3				
0- 0	0- 0	0- 0	NEUTRAL	0- 0	0- 0	0- 0				
2- 16	0- 2	0- 0	CONFERENCE	0- 4	0- 4	2- 6				
1- 8	0- 1	0- 0	HOME	0- 2	0- 2	1- 3				
1- 8	0- 1	0- 0	AWAY	0- 2	0- 2	1- 3				
0- 0	0- 0	0- 0	NEUTRAL	0- 0	0- 0	0- 0				

RPI S	Opponent	Score	RPI S	Opponent	Score	RPI S	Opponent	Score	RPI S	Opponent	Score	Team's RPI: 330
16	A Drake	39 66				71	A Missouri St.	66 88	117	A Dayton	30 69	
16	H Drake	47 78				71	H Missouri St.	46 88	129	A Morehead St.	63 85	
						89	A UNI	46 95	140	A Illinois St.	59 82	
						89	H UNI	46 74	140	H Illinois St.	61 72	
									149	A Southern Ill.	47 67	
									149	H Southern Ill.	60 80	
									151	A Bradley	63 81	
									151	H Bradley	68 75	
									184	A Wisconsin	60 96	
									203	A Marshall	65 72	
									231	A Indiana St.	59 56	
									231	H Indiana St.	69 76	
									239	H SIUE	45 54	
									241	H Southeast Mo. St.	50 54	
									253	A Loyola Chicago	56 61	
									253	H Loyola Chicago	51 71	
									258	H Austin Peay	56 52	
									259	A Murray St.	53 81	
									310	A Valparaiso	49 93	
									310	H Valparaiso	77 65	
									334	H Purdue Fort Wayne	66 72	
									339	H UIC	54 62	
									349	A Chicago St.	67 58	
LAST 12 Division I GAMES:												
149	H	Southern Ill.	60	80	310	H	Valparaiso	77	65			
71	H	Missouri St.	46	88	151	A	Bradley	63	81			
231	A	Indiana St.	59	56	140	A	Illinois St.	59	82			
89	A	UNI	46	95	231	H	Indiana St.	69	76			
16	A	Drake	39	66	16	H	Drake	47	78			
253	H	Loyola Chicago	51	71	89	H	UNI	46	74			

Non-Div I Games:

Evansville

Average RPI Win: 239		WON-LOST	WINNING	LAST 10	STRENGTH OF	OPP. STRENGTH	TEAM	ADJ.	CONF.	ADJ CONF.
Average RPI Loss: 53		RECORD	PCT. RANK	GAMES	SCHEDULE	OF SCHEDULE	RPI	RPI	RPI	RPI
DIV. I ONLY		24- 4	14	1- 0	224	236	62	62	24	24
DIV. I NON-CONF.		7- 4	108	0- 0	70	94	68	68	26	26
TOTALS		RPI 1-25	RPI 26-50	W-L RECORDS	RPI 51-100	RPI 101-150	RPI 150+			
24- 4	0- 1		0- 1	OVERALL	1- 1	2- 1	21- 0			
13- 1	0- 0		0- 0	HOME	0- 0	2- 1	11- 0			
10- 2	0- 0		0- 1	AWAY	0- 1	0- 0	10- 0			
1- 1	0- 1		0- 0	NEUTRAL	1- 0	0- 0	0- 0			
7- 4	0- 1		0- 1	NON-CONFERENCE	1- 1	2- 1	4- 0			
4- 1	0- 0		0- 0	HOME	0- 0	2- 1	2- 0			
2- 2	0- 0		0- 1	AWAY	0- 1	0- 0	2- 0			
1- 1	0- 1		0- 0	NEUTRAL	1- 0	0- 0	0- 0			
17- 0	0- 0		0- 0	CONFERENCE	0- 0	0- 0	17- 0			
9- 0	0- 0		0- 0	HOME	0- 0	0- 0	9- 0			
8- 0	0- 0		0- 0	AWAY	0- 0	0- 0	8- 0			
0- 0	0- 0		0- 0	NEUTRAL	0- 0	0- 0	0- 0			

RPI 1-25				RPI 26-50				RPI 51-100				Team's RPI: 62	RPI 101+			
RPI	S	Opponent	Score	RPI	S	Opponent	Score	RPI	S	Opponent	Score		RPI	S	Opponent	Score
4	N	Stanford	65 88	26	A	South Dakota St.	62 80	78	N	American	90 71		102	H	UAB	60 62
								79	A	Duke	41 57		109	H	Houston	76 71
													145	H	Abilene Christian	81 65
													187	A	Liberty	65 64
													187	H	Liberty	68 50
													199	A	Hawaii	73 67
													200	A	North Ala.	68 52
													200	H	North Ala.	76 51
													208	A	Saint Francis (PA)	83 69
													209	A	Stetson	73 40
													209	H	Stetson	61 42
													233	A	North Florida	105 66
													233	H	North Florida	80 48
													234	A	Jacksonville	68 62
													234	H	Jacksonville	82 58
													298	A	Kennesaw St.	69 46
													298	H	Kennesaw St.	79 48
													314	H	Coppin St.	93 61
													321	H	FIU	100 58
													324	A	NJIT	67 35
													324	H	NJIT	58 45
													324	H	NJIT	61 42
													331	A	Lipscomb	80 46
													331	H	Lipscomb	82 40
LAST 12 Division I GAMES:																
324	H	NJIT	58 45	324	H	NJIT	61 42									
209	H	Stetson	61 42	187	A	Liberty	65 64									
234	A	Jacksonville	68 62	200	H	North Ala.	76 51									
298	H	Kennesaw St.	79 48	234	H	Jacksonville	82 58									
331	A	Lipscomb	80 46	324	A	NJIT	67 35									
209	A	Stetson	73 40	233	H	North Florida	80 48									

Non-Div I Games: Fla. Memorial 99 68 Johnson & Wales (FI109 64

FGCU

Loss, Non-Conf, S Site, H Home A Away N Neutral

Average RPI Win:	323	WON-LOST	WINNING	LAST 10	STRENGTH OF	OPP. STRENGTH	TEAM	ADJ.	CONF.	ADJ CONF.
Average RPI Loss:	156	RECORD	PCT. RANK	GAMES	SCHEDULE	OF SCHEDULE	RPI	RPI	RPI	RPI
DIV. I ONLY	5- 23	328	0- 1	160	250	321	321	14	14	
DIV. I NON-CONF.	3- 9	271	0- 1	162	346	312	312	17	17	
TOTALS	RPI 1-25	RPI 26-50	W-L RECORDS	RPI 51-100	RPI 101-150	RPI 150+				
5- 23	0- 1	0- 1	OVERALL	0- 3	0- 6	5- 12				
5- 12	0- 1	0- 0	HOME	0- 1	0- 5	5- 5				
0- 11	0- 0	0- 1	AWAY	0- 2	0- 1	0- 7				
0- 0	0- 0	0- 0	NEUTRAL	0- 0	0- 0	0- 0				
3- 9	0- 1	0- 0	NON-CONFERENCE	0- 1	0- 2	3- 5				
3- 6	0- 1	0- 0	HOME	0- 0	0- 2	3- 3				
0- 3	0- 0	0- 0	AWAY	0- 1	0- 0	0- 2				
0- 0	0- 0	0- 0	NEUTRAL	0- 0	0- 0	0- 0				
2- 14	0- 0	0- 1	CONFERENCE	0- 2	0- 4	2- 7				
2- 6	0- 0	0- 0	HOME	0- 1	0- 3	2- 2				
0- 8	0- 0	0- 1	AWAY	0- 1	0- 1	0- 5				
0- 0	0- 0	0- 0	NEUTRAL	0- 0	0- 0	0- 0				

RPI 1-25				RPI 26-50				RPI 51-100				RPI 101+				Team's RPI: 321	
RPI	S	Opponent	Score	RPI	S	Opponent	Score	RPI	S	Opponent	Score	RPI	S	Opponent	Score		
18	H	Miami (FL)	43 94	35	A	Rice	44 76	62	A	FGCU	58 100	102	H	UAB	59 83		
								68	H	Middle Tenn.	43 49	104	H	Western Ky.	82 94		
								99	A	Old Dominion	68 95	106	A	Charlotte	54 69		
												106	H	Charlotte	53 62		
												116	H	South Alabama	77 84		
												139	H	Georgia St.	61 67		
												167	A	Louisiana Tech	72 90		
												183	A	Southern Miss.	57 71		
												188	A	North Texas	50 75		
												203	A	Marshall	42 87		
												203	H	Marshall	58 86		
												212	H	Campbell	54 59		
												220	A	Bethune-Cookman	57 68		
												225	H	Howard	62 89		
												233	A	North Florida	53 62		
												234	H	Jacksonville	62 73		
												267	H	UTEP	55 60		
												302	H	UTSA	51 40		
												306	A	Fla. Atlantic	55 77		
												306	H	Fla. Atlantic	56 49		
												311	H	Morgan St.	59 50		
												346	H	Florida A&M	77 54		
												350	H	Alcorn	75 40		
LAST 12 Division I GAMES:																	
116	H	South Alabama	77 84	35	A	Rice	44 76	50	A	Fla. Atlantic	55 77						
212	H	Campbell	54 59	267	H	UTEP	55 60										
203	A	Marshall	42 87	302	H	UTSA	51 40										
106	H	Charlotte	53 62	167	A	Louisiana Tech	72 90										
306	H	Fla. Atlantic	56 49	183	A	Southern Miss.	57 71										
188	A	North Texas	50 75	306	A	Fla. Atlantic	55 77										

Non-Div I Games: Palm Beach Atl. 63 66

FIU

Loss, Non-Conf, S Site, H Home A Away N Neutral

Fairfield

Through Games Of March 12, 2019

Average RPI Win:	304	WON-LOST	WINNING	LAST 10	STRENGTH OF	OPP. STRENGTH	TEAM	ADJ.	CONF.	ADJ CONF.
Average RPI Loss:	175	RECORD	PCT. RANK	GAMES	SCHEDULE	OF SCHEDULE	RPI	RPI	RPI	RPI
DIV. I ONLY	11- 20	255	1- 1	280	294	282	282	26	26	
DIV. I NON-CONF.	3- 8	267	0- 0	298	307	316	316	27	27	
TOTALS	RPI 1-25	RPI 26-50	W-L RECORDS	RPI 51-100	RPI 101-150	RPI 150+				
11- 20	0- 0	0- 4	OVERALL	0- 0	0- 3	11- 13				
5- 7	0- 0	0- 1	HOME	0- 0	0- 2	5- 4				
4- 9	0- 0	0- 1	AWAY	0- 0	0- 1	4- 7				
2- 4	0- 0	0- 2	NEUTRAL	0- 0	0- 0	2- 2				
3- 8	0- 0	0- 1	NON-CONFERENCE	0- 0	0- 1	3- 6				
1- 2	0- 0	0- 0	HOME	0- 0	0- 1	1- 1				
1- 3	0- 0	0- 0	AWAY	0- 0	0- 0	1- 3				
1- 3	0- 0	0- 1	NEUTRAL	0- 0	0- 0	1- 2				
8- 12	0- 0	0- 3	CONFERENCE	0- 0	0- 2	8- 7				
4- 5	0- 0	0- 1	HOME	0- 0	0- 1	4- 3				
3- 6	0- 0	0- 1	AWAY	0- 0	0- 1	3- 4				
1- 1	0- 0	0- 1	NEUTRAL	0- 0	0- 0	1- 0				

RPI S	Opponent	Score	RPI S	Opponent	Score	RPI S	Opponent	Score	RPI S	Opponent	Score	Team's RPI: 282
39	A Quinnipiac	36 81	39	H Quinnipiac	40 48		101	H Northeastern	50 59			
39	N Quinnipiac	48 63	39	N Quinnipiac	48 63		119	A Marist	44 85			
43	N Bucknell	54 77					119	H Marist	46 56			
							161	H William & Mary	54 60			
							171	A Rider	59 62			
							171	H Rider	53 60			
							190	N Furman	70 77			
							205	N Massachusetts	49 59			
							210	A Dartmouth	46 59			
							216	H Monmouth	63 73			
							217	A Xavier	35 48			
							263	A Manhattan	41 47			
							272	A Niagara	68 71			
							272	H Niagara	55 54			
							272	N Niagara	74 69			
							273	A Richmond	58 40			
							275	A Siena	66 40			
							275	H Siena	59 55			
							281	A Brown	49 68			
							287	A Canisius	50 53			
							287	H Canisius	72 65			
							325	A Iona	55 42			
							325	H Iona	67 56			
							339	N UIC	68 60			
							347	A Saint Peter's	69 61			
							347	H Saint Peter's	65 68			
LAST 12 Division I GAMES:												
272	N Niagara	74 69	39	H Quinnipiac	40 48							
39	N Quinnipiac	48 63	275	A Siena	66 40							
171	H Rider	53 60	272	H Niagara	55 54							
325	H Iona	67 56	287	H Canisius	72 65							
347	A Saint Peter's	69 61	216	H Monmouth	63 73							
119	A Marist	44 85	263	A Manhattan	41 47							

Non-Div I Games:

Fairfield

■ Loss,
■ Non-Conf,
■ S Site,
■ H Home
■ A Away
N Neutral

RPI	S	Opponent	Score
351	H	LIU Brooklyn	71 43

F
a
i
r
f
i
e
l
d

F
a
i
r
f
i
e
l
d

Fairfield

RANKING BY RECORD				THROUGH GAMES OF MARCH 11, 1915						
Average RPI Win:	329	WON-LOST	WINNING	LAST 10	STRENGTH OF	OPP. STRENGTH	TEAM	ADJ.	CONF.	ADJ CONF.
Average RPI Loss:	241	RECORD	PCT. RANK	GAMES	SCHEDULE	OF SCHEDULE	RPI	RPI	RPI	RPI
DIV. I ONLY	6- 22	311	0- 1	339	351	344	344	30	30	
DIV. I NON-CONF.	1- 8	322	0- 0	338	350	351	351	31	31	

TOTALS	RPI 1-25		RPI 26-50	W-L RECORDS		RPI 51-100	RPI 101-150		RPI 150+	
6- 22	0- 0		0- 0	OVERALL		0- 0	0- 1		6- 21	
4- 8	0- 0		0- 0	HOME		0- 0	0- 0		4- 8	
2- 14	0- 0		0- 0	AWAY		0- 0	0- 1		2- 13	
0- 0	0- 0		0- 0	NEUTRAL		0- 0	0- 0		0- 0	
1- 8	0- 0		0- 0	NON-CONFERENCE		0- 0	0- 1		1- 7	
1- 2	0- 0		0- 0	HOME		0- 0	0- 0		1- 2	
0- 6	0- 0		0- 0	AWAY		0- 0	0- 1		0- 5	
0- 0	0- 0		0- 0	NEUTRAL		0- 0	0- 0		0- 0	
5- 14	0- 0		0- 0	CONFERENCE		0- 0	0- 0		5- 14	
3- 6	0- 0		0- 0	HOME		0- 0	0- 0		3- 6	
2- 8	0- 0		0- 0	AWAY		0- 0	0- 0		2- 8	
0- 0	0- 0		0- 0	NEUTRAL		0- 0	0- 0		0- 0	

[illegible]

Non-Div I Games:	Georgian Court	70	45	Rutgers-Newark	97	51
------------------	----------------	----	----	----------------	----	----

Fairleigh Dickinson

■ Loss, ■ Non-Conf, S Site, H Home A Away N Neutral

RPI	S	Opponent	Score	
351	A	LIU Brooklyn	69	52
351	H	LIU Brooklyn	68	49

F
a
i
r
l
e
i
g
h
D
i
c
k
i
n
s
o
n

F
a
i
r
l
e
i
g
h
D
i
c
k
i
n
s
o
n

Fairleigh Dickinson

Average RPI Win:	298	WON-LOST	WINNING	LAST 10	STRENGTH OF	OPP. STRENGTH	TEAM	ADJ.	CONF.	ADJ CONF.
Average RPI Loss:	150	RECORD	PCT. RANK	GAMES	SCHEDULE	OF SCHEDULE	RPI	RPI	RPI	RPI
DIV. I ONLY	5- 24	329	0- 1	141	202	306	306	14	14	
DIV. I NON-CONF.	3- 10	278	0- 1	168	305	288	288	17	17	
TOTALS	RPI 1-25	RPI 26-50	W-L RECORDS	RPI 51-100	RPI 101-150	RPI 150+				
5- 24	0- 0	0- 2	OVERALL	0- 5	0- 4	5- 13				
4- 12	0- 0	0- 0	HOME	0- 2	0- 3	4- 7				
1- 12	0- 0	0- 2	AWAY	0- 3	0- 1	1- 6				
0- 0	0- 0	0- 0	NEUTRAL	0- 0	0- 0	0- 0				
3- 10	0- 0	0- 1	NON-CONFERENCE	0- 1	0- 1	3- 7				
2- 6	0- 0	0- 0	HOME	0- 0	0- 1	2- 5				
1- 4	0- 0	0- 1	AWAY	0- 1	0- 0	1- 2				
0- 0	0- 0	0- 0	NEUTRAL	0- 0	0- 0	0- 0				
2- 14	0- 0	0- 1	CONFERENCE	0- 4	0- 3	2- 6				
2- 6	0- 0	0- 0	HOME	0- 2	0- 2	2- 2				
0- 8	0- 0	0- 1	AWAY	0- 2	0- 1	0- 4				
0- 0	0- 0	0- 0	NEUTRAL	0- 0	0- 0	0- 0				

RPI S	Opponent	Score	RPI S	Opponent	Score	RPI S	Opponent	Score	RPI S	Opponent	Score	Team's RPI: 306
35	A Rice	63	41	A Michigan St.	89	68	A Middle Tenn.	74	102	H UAB	89	
						68	H Middle Tenn.	74	104	H Western Ky.	81	
						72	A Little Rock	61	106	A Charlotte	68	
						99	A Old Dominion	87	139	H Georgia St.	75	
						99	H Old Dominion	68	151	H Bradley	80	
									167	A Tulane	88	
									167	A Louisiana Tech	86	
									182	H Saint Louis	93	
									183	A Southern Miss.	67	
									188	A North Texas	82	
									190	A Furman	73	
									193	H Hampton	72	
									197	H N.C. A&T	67	
									203	H Marshall	72	
									262	H Western Mich.	69	
									267	H UTEP	70	
									273	H Richmond	55	
									275	A Siena	66	
									302	H UTSA	70	
									317	H Lafayette	49	
									321	A FIU	56	
									321	H FIU	55	
LAST 12 Division I GAMES:												
182	H Saint Louis	61	93	188	A North Texas	62	82					
151	H Bradley	59	80	302	H UTSA	86	70					
99	H Old Dominion	64	68	267	H UTEP	44	70					
68	A Middle Tenn.	48	74	183	A Southern Miss.	45	67					
321	A FIU	49	56	167	A Louisiana Tech	55	86					
35	A Rice	35	63	321	H FIU	77	55					

Non-Div I Games:

Fla. Atlantic

Average RPI Win:	204	WON-LOST	WINNING	LAST 10	STRENGTH OF	OPP. STRENGTH	TEAM	ADJ.	CONF.	ADJ CONF.
Average RPI Loss:	88	RECORD	PCT. RANK	GAMES	SCHEDULE	OF SCHEDULE	RPI	RPI	RPI	RPI
DIV. I ONLY	8- 23	297	0- 1	60	69	214	214	5	5	
DIV. I NON-CONF.	4- 9	252	0- 0	129	192	253	253	5	5	
TOTALS	RPI 1-25	RPI 26-50	W-L RECORDS	RPI 51-100	RPI 101-150	RPI 150+				
8- 23	0- 6	1- 3	OVERALL	0- 5	1- 5	6- 4				
6- 9	0- 3	1- 1	HOME	0- 1	1- 3	4- 1				
1- 12	0- 3	0- 1	AWAY	0- 3	0- 2	1- 3				
1- 2	0- 0	0- 1	NEUTRAL	0- 1	0- 0	1- 0				
4- 9	0- 1	0- 1	NON-CONFERENCE	0- 2	1- 3	3- 2				
4- 3	0- 0	0- 0	HOME	0- 0	1- 2	3- 1				
0- 5	0- 1	0- 1	AWAY	0- 1	0- 1	0- 1				
0- 1	0- 0	0- 0	NEUTRAL	0- 1	0- 0	0- 0				
4- 14	0- 5	1- 2	CONFERENCE	0- 3	0- 2	3- 2				
2- 6	0- 3	1- 1	HOME	0- 1	0- 1	1- 0				
1- 7	0- 2	0- 0	AWAY	0- 2	0- 1	1- 2				
1- 1	0- 0	0- 1	NEUTRAL	0- 0	0- 0	1- 0				

RPI S	Opponent	Score	RPI S	Opponent	Score	RPI S	Opponent	Score	RPI S	Opponent	Score	Team's RPI: 214
8	H Mississippi St.	42 90	31	H Missouri	58 56	56	A Tennessee	50 67	101	H Northeastern	66 79	
17	H Texas A&M	62 80	31	N Missouri	56 87	65	H Arkansas	73 83	111	A Georgia	58 93	
19	A South Carolina	40 71	46	A Indiana	64 83	87	A LSU	51 69	111	H Georgia	57 69	
19	H South Carolina	77 96	48	H Auburn	56 64	92	N Utah	58 74	115	H Northwestern	74 83	
21	A Florida St.	56 63				100	A Ohio St.	41 46	130	A Mercer	82 92	
22	A Kentucky	51 62							141	H Texas Tech	72 67	
									156	A Alabama	67 74	
									156	H Alabama	57 55	
									202	A UNLV	53 56	
									206	A Vanderbilt	78 66	
									220	H Bethune-Cookman	64 53	
									237	A Ole Miss	66 76	
									237	N Ole Miss	64 57	
									238	H Gardner-Webb	58 60	
									292	H Charleston So.	70 60	
									346	H Florida A&M	62 38	
LAST 12 Division I GAMES:												
	31	N Missouri	56	87	A LSU	51	69					
	237	N Ole Miss	64	57	19	H South Carolina	77	96				
	202	A UNLV	53	56	111	A Georgia	58	93				
	206	A Vanderbilt	78	66	156	H Alabama	57	55				
	111	H Georgia	57	69	22	A Kentucky	51	62				
	17	H Texas A&M	62	80	56	A Tennessee	50	67				

Non-Div I Games:

Florida

■ Loss,
 ■ Non-Conf, S Site,
 ■ Home
 ■ Away
 N Neutral

Average RPI Win:	244	WON-LOST	WINNING	LAST 10	STRENGTH OF	OPP. STRENGTH	TEAM	ADJ.	CONF.	ADJ CONF.
Average RPI Loss:	236	RECORD	PCT. RANK	GAMES	SCHEDULE	OF SCHEDULE	RPI	RPI	RPI	RPI
DIV. I ONLY	3- 25	343	0- 1	304	344	346	346	32	32	
DIV. I NON-CONF.	1- 10	329	0- 0	264	175	340	340	32	32	
TOTALS	RPI 1-25	RPI 26-50	W-L RECORDS	RPI 51-100	RPI 101-150	RPI 150+				
3- 25	0- 1	1- 0	OVERALL	0- 1	0- 0	2- 23				
2- 8	0- 0	1- 0	HOME	0- 0	0- 0	1- 8				
1- 13	0- 1	0- 0	AWAY	0- 1	0- 0	1- 11				
0- 4	0- 0	0- 0	NEUTRAL	0- 0	0- 0	0- 4				
1- 10	0- 1	1- 0	NON-CONFERENCE	0- 1	0- 0	0- 8				
1- 1	0- 0	1- 0	HOME	0- 0	0- 0	0- 1				
0- 6	0- 1	0- 0	AWAY	0- 1	0- 0	0- 4				
0- 3	0- 0	0- 0	NEUTRAL	0- 0	0- 0	0- 3				
2- 15	0- 0	0- 0	CONFERENCE	0- 0	0- 0	2- 15				
1- 7	0- 0	0- 0	HOME	0- 0	0- 0	1- 7				
1- 7	0- 0	0- 0	AWAY	0- 0	0- 0	1- 7				
0- 1	0- 0	0- 0	NEUTRAL	0- 0	0- 0	0- 1				

RPI 1-25			RPI 26-50			RPI 51-100			RPI 101+ Team's RPI: 346		
RPI	S	Opponent	Score	RPI	S	Opponent	Score	RPI	S	Opponent	Score
18	A	Miami (FL)	54 103	47	H	Miami (OH)	57 56	56	A	Tennessee	31 96
								167	N	Tulane	34 78
								197	A	N.C. A&T	53 77
								197	H	N.C. A&T	48 56
								207	H	UMES	36 68
								209	A	Stetson	44 69
								213	H	Jacksonville St.	31 62
								214	A	Florida	38 62
								220	A	Bethune-Cookman	60 70
								220	H	Bethune-Cookman	50 52
								225	A	Howard	68 74
								225	H	Howard	59 81
								225	N	Howard	53 59
								233	A	North Florida	53 64
								262	N	Western Mich.	50 69
								276	A	Norfolk St.	58 60
								276	H	Norfolk St.	45 69
								297	A	South Carolina St.	48 61
								311	A	Morgan St.	71 75
								314	A	Coppin St.	53 73
								321	A	FIU	54 77
								326	N	Omaha	50 57
								335	H	N.C. Central	57 64
								340	H	Delaware St.	57 52
								345	A	Savannah St.	60 55
								345	H	Savannah St.	50 54
LAST 12 Division I GAMES:											
225	N	Howard	53 59	345	A	Savannah St.	60 55				
326	N	Omaha	50 57	276	H	Norfolk St.	45 69				
220	A	Bethune-Cookman	60 70	225	H	Howard	59 81				
197	A	N.C. A&T	53 77	335	H	N.C. Central	57 64				
220	H	Bethune-Cookman	50 52	197	H	N.C. A&T	48 56				
297	A	South Carolina St.	48 61	311	A	Morgan St.	71 75				

Non-Div I Games: Edward Waters 70 64

Florida A&M

■ Loss,
 ■ Non-Conf,
 ■ S Site,
 ■ H Home
 ■ A Away
 N Neutral

Average RPI Win: 121		WON-LOST	WINNING	LAST 10	STRENGTH OF	OPP. STRENGTH	TEAM	ADJ.	CONF.	ADJ CONF.
Average RPI Loss: 29		RECORD	PCT. RANK	GAMES	SCHEDULE	OF SCHEDULE	RPI	RPI	RPI	RPI
DIV. I ONLY		23- 8	51	0- 1	33	11	21	21	1	1
DIV. I NON-CONF.		12- 1	11	0- 0	145	84	30	30	1	1
TOTALS		RPI 1-25	RPI 26-50		W-L RECORDS		RPI 51-100	RPI 101-150	RPI 150+	
23- 8	3- 5	1- 2		OVERALL		7- 1	7- 0	5- 0		
12- 4	2- 2	0- 1		HOME		3- 1	4- 0	3- 0		
8- 3	0- 2	1- 1		AWAY		3- 0	3- 0	1- 0		
3- 1	1- 1	0- 0		NEUTRAL		1- 0	0- 0	1- 0		
12- 1	1- 0	0- 0		NON-CONFERENCE		2- 1	4- 0	5- 0		
7- 1	0- 0	0- 0		HOME		2- 1	2- 0	3- 0		
3- 0	0- 0	0- 0		AWAY		0- 0	2- 0	1- 0		
2- 0	1- 0	0- 0		NEUTRAL		0- 0	0- 0	1- 0		
11- 7	2- 5	1- 2		CONFERENCE		5- 0	3- 0	0- 0		
5- 3	2- 2	0- 1		HOME		1- 0	2- 0	0- 0		
5- 3	0- 2	1- 1		AWAY		3- 0	1- 0	0- 0		
1- 1	0- 1	0- 0		NEUTRAL		1- 0	0- 0	0- 0		

RPI	S	Opponent	Score	RPI	S	Opponent	Score	RPI	S	Opponent	Score	RPI	S	Opponent	Score
1	A	Notre Dame	70 97	36	A	North Carolina	64 63	66	A	Georgia Tech	64 55	114	A	St. John's (NY)	57 53
3	H	Louisville	49 68	50	A	Clemson	68 73	73	A	Virginia Tech	56 54	127	H	Pittsburgh	78 46
7	N	Iowa	71 67	50	H	Clemson	45 57	79	H	Duke	66 62	130	A	Mercer	57 56
9	H	NC State	75 70					79	N	Duke	51 41	132	A	Boston College	91 71
9	N	NC State	62 69					85	H	Troy	103 67	139	H	Georgia St.	79 43
10	H	Syracuse	88 94					87	H	LSU	45 58	146	H	Penn St.	87 58
18	A	Miami (FL)	54 64					93	H	Creighton	71 52	150	H	Wake Forest	85 61
18	H	Miami (FL)	62 58					96	A	Virginia	63 61	198	A	Milwaukee	87 62
												214	H	Florida	63 56
												233	H	North Florida	74 53
												234	H	Jacksonville	79 46
												333	N	Eastern Ky.	62 45
LAST 12 Division I GAMES:															
		9 N NC State	62 69			127 H Pittsburgh	78 46								
		79 N Duke	51 41			50 A Clemson	68 73								
		7 N Iowa	71 67			1 A Notre Dame	70 97								
		66 A Georgia Tech	64 55			9 H NC State	75 70								
		10 H Syracuse	88 94			150 H Wake Forest	85 61								
		18 A Miami (FL)	54 64			18 H Miami (FL)	62 58								

Non-Div I Games:

Florida St.

■ Loss,
■ Non-Conf,
■ S Site,
■ H Home
■ A Away
N Neutral

Average RPI Win: 196	WON-LOST	WINNING	LAST 10	STRENGTH OF	OPP. STRENGTH	TEAM	ADJ.	CONF.	ADJ CONF.
Average RPI Loss: 104	RECORD	PCT. RANK	GAMES	SCHEDULE	OF SCHEDULE	RPI	RPI	RPI	RPI
DIV. I ONLY	25- 8	45	3- 0	200	112	86	86	17	17
DIV. I NON-CONF.	9- 5	104	0- 0	233	25	133	133	16	16
TOTALS	RPI 1-25	RPI 26-50	W-L RECORDS	RPI 51-100	RPI 101-150	RPI 150+			
25- 8	0- 0	0- 1	OVERALL	3- 2	5- 4	17- 1			
12- 3	0- 0	0- 0	HOME	2- 1	3- 1	7- 1			
8- 4	0- 0	0- 0	AWAY	0- 1	0- 3	8- 0			
5- 1	0- 0	0- 1	NEUTRAL	1- 0	2- 0	2- 0			
9- 5	0- 0	0- 1	NON-CONFERENCE	2- 1	2- 3	5- 0			
6- 1	0- 0	0- 0	HOME	2- 0	1- 1	3- 0			
1- 3	0- 0	0- 0	AWAY	0- 1	0- 2	1- 0			
2- 1	0- 0	0- 1	NEUTRAL	0- 0	1- 0	1- 0			
16- 3	0- 0	0- 0	CONFERENCE	1- 1	3- 1	12- 1			
6- 2	0- 0	0- 0	HOME	0- 1	2- 0	4- 1			
7- 1	0- 0	0- 0	AWAY	0- 0	0- 1	7- 0			
3- 0	0- 0	0- 0	NEUTRAL	1- 0	1- 0	1- 0			

RPI S	Opponent	Score	RPI S	Opponent	Score	RPI S	Opponent	Score	RPI S	Opponent	Score
			30 N	Texas	54 72	61 H	Maine	72 64	101 A	Northeastern	54 58
						68 H	Middle Tenn.	61 49	106 H	Charlotte	71 64
						69 A	Georgetown	38 58	117 A	Dayton	50 72
						91 H	VCU	44 47	117 H	Dayton	57 48
						91 N	VCU	62 47	127 A	Pittsburgh	62 65
									134 N	Washington	65 57
									136 H	Duquesne	57 46
									136 N	Duquesne	76 34
									146 H	Penn St.	55 72
									153 A	Davidson	58 42
									153 H	Davidson	56 60
									182 A	Saint Louis	56 53
									182 H	Saint Louis	54 51
									205 H	Massachusetts	76 64
									205 N	Massachusetts	73 62
									215 N	Ball St.	78 70
									219 A	George Washington	50 38
									227 H	George Mason	64 53
									236 A	Saint Joseph's	51 41
									251 H	Columbia	68 49
									257 A	Rhode Island	56 38
									260 A	St. Bonaventure	53 44
									263 H	Manhattan	65 61
									273 H	Richmond	60 48
									284 A	La Salle	65 54
									318 H	Wagner	80 59
LAST 12 Division I GAMES:											
			205 N	Massachusetts	73 62	236 A	Saint Joseph's	51 41			
			136 N	Duquesne	76 34	117 H	Dayton	57 48			
			91 N	VCU	62 47	205 H	Massachusetts	76 64			
			68 H	Middle Tenn.	61 49	260 A	St. Bonaventure	53 44			
			30 N	Texas	54 72	153 A	Davidson	58 42			
			134 N	Washington	65 57	227 H	George Mason	64 53			

Non-Div I Games:

Fordham

RPI	S	Opponent	Score
325	A	Iona	57 40

Fordham

Fresno St.

Through Games Of March 12, 2019

Average RPI Win:	201	WON-LOST	WINNING	LAST 10	STRENGTH OF	OPP. STRENGTH	TEAM	ADJ.	CONF.	ADJ CONF.
Average RPI Loss:	109	RECORD	PCT. RANK	GAMES	SCHEDULE	OF SCHEDULE	RPI	RPI	RPI	RPI
DIV. I ONLY	17- 12	127	1- 1	129	119	118	118	15	15	
DIV. I NON-CONF.	5- 4	139	0- 0	153	48	107	107	12	12	
TOTALS	RPI 1-25	RPI 26-50	W-L RECORDS	RPI 51-100	RPI 101-150	RPI 150+				
17- 12	0- 1	0- 4	OVERALL	3- 3	0- 0	14- 4				
9- 4	0- 0	0- 1	HOME	2- 1	0- 0	7- 2				
8- 7	0- 1	0- 2	AWAY	1- 2	0- 0	7- 2				
0- 1	0- 0	0- 1	NEUTRAL	0- 0	0- 0	0- 0				
5- 4	0- 1	0- 1	NON-CONFERENCE	1- 1	0- 0	4- 1				
4- 0	0- 0	0- 0	HOME	1- 0	0- 0	3- 0				
1- 4	0- 1	0- 1	AWAY	0- 1	0- 0	1- 1				
0- 0	0- 0	0- 0	NEUTRAL	0- 0	0- 0	0- 0				
12- 8	0- 0	0- 3	CONFERENCE	2- 2	0- 0	10- 3				
5- 4	0- 0	0- 1	HOME	1- 1	0- 0	4- 2				
7- 3	0- 0	0- 1	AWAY	1- 1	0- 0	6- 1				
0- 1	0- 0	0- 1	NEUTRAL	0- 0	0- 0	0- 0				

RPI 1-25				RPI 26-50				RPI 51-100				RPI 101+				Team's RPI: 118	
RPI	S	Opponent	Score	RPI	S	Opponent	Score	RPI	S	Opponent	Score	RPI	S	Opponent	Score		
23	A	Arizona St.	52 68	33	A	UCLA	80 89	52	A	Southern California	61 62	164	H	Santa Clara	80 53		
				42	A	Boise St.	76 83	54	A	New Mexico	73 82	179	A	Utah St.	64 53		
				42	H	Boise St.	60 72	54	H	New Mexico	77 70	179	H	Utah St.	70 59		
				42	N	Boise St.	77 89	56	A	Wyoming	66 64	195	A	Eastern Wash.	68 58		
								56	H	Wyoming	56 63	198	H	Milwaukee	65 48		
								70	H	UT Arlington	70 61	202	A	UNLV	66 55		
												202	H	UNLV	73 55		
												204	A	San Diego St.	87 81		
												204	H	San Diego St.	58 59		
												221	A	Northern Ariz.	73 86		
												245	A	Nevada	79 63		
												245	H	Nevada	41 57		
												279	A	Colorado St.	66 55		
												279	H	Colorado St.	57 54		
												296	A	Air Force	77 70		
												299	A	San Jose St.	57 65		
												299	H	San Jose St.	77 48		
												319	H	Cal Poly	76 58		
LAST 12 Division I GAMES:																	
				202	A	UNLV	66 55					296	A	Air Force	77 70		
				42	N	Boise St.	77 89					54	H	New Mexico	77 70		
				299	A	San Jose St.	57 65					42	A	Boise St.	76 83		
				204	H	San Diego St.	58 59					202	H	UNLV	73 55		
				56	A	Wyoming	66 64					179	A	Utah St.	64 53		
				245	H	Nevada	41 57					54	A	New Mexico	73 82		

Non-Div I Games: Stanislaus St. 86 51 Fresno Pacific 90 51

Fresno St.

Loss, Non-Conf, S Site, H Home A Away N Neutral

Average RPI Win:	276	WON-LOST	WINNING	LAST 10	STRENGTH OF	OPP. STRENGTH	TEAM	ADJ.	CONF.	ADJ CONF.
Average RPI Loss:	150	RECORD	PCT. RANK	GAMES	SCHEDULE	OF SCHEDULE	RPI	RPI	RPI	RPI
DIV. I ONLY	18- 12	117	2- 1	322	245	190	190	28	28	
DIV. I NON-CONF.	7- 6	153	0- 0	274	217	207	207	24	24	
TOTALS	RPI 1-25	RPI 26-50	W-L RECORDS	RPI 51-100	RPI 101-150	RPI 150+				
18- 12	0- 2	0- 0	OVERALL	0- 1	0- 4	18- 5				
11- 2	0- 0	0- 0	HOME	0- 1	0- 1	11- 0				
4- 8	0- 2	0- 0	AWAY	0- 0	0- 2	4- 4				
3- 2	0- 0	0- 0	NEUTRAL	0- 0	0- 1	3- 1				
7- 6	0- 2	0- 0	NON-CONFERENCE	0- 1	0- 1	7- 2				
5- 1	0- 0	0- 0	HOME	0- 1	0- 0	5- 0				
1- 4	0- 2	0- 0	AWAY	0- 0	0- 1	1- 1				
1- 1	0- 0	0- 0	NEUTRAL	0- 0	0- 0	1- 1				
11- 6	0- 0	0- 0	CONFERENCE	0- 0	0- 3	11- 3				
6- 1	0- 0	0- 0	HOME	0- 0	0- 1	6- 0				
3- 4	0- 0	0- 0	AWAY	0- 0	0- 1	3- 3				
2- 1	0- 0	0- 0	NEUTRAL	0- 0	0- 1	2- 0				

RPI 1-25				RPI 26-50				RPI 51-100				RPI 101+ Team's RPI: 190			
RPI	S	Opponent	Score	RPI	S	Opponent	Score	RPI	S	Opponent	Score	RPI	S	Opponent	Score
8	A	Mississippi St.	41 106					68	H	Middle Tenn.	71 78	111	A	Georgia	38 61
19	A	South Carolina	53 66									130	A	Mercer	62 66
												130	H	Mercer	60 75
												130	N	Mercer	63 66
												169	A	Chattanooga	53 73
												169	H	Chattanooga	61 54
												169	N	Chattanooga	73 67
												180	H	UNC Asheville	58 47
												238	H	Gardner-Webb	70 57
												240	N	Western Ill.	78 85
												242	A	ETSU	70 75
												242	H	ETSU	57 55
												254	A	Wofford	75 84
												254	H	Wofford	63 50
												282	N	Fairfield	77 70
												288	A	Samford	74 41
												288	H	Samford	57 36
												288	N	Samford	67 52
												295	A	Col. of Charleston	70 67
												298	A	Kennesaw St.	63 74
												306	H	Fla. Atlantic	73 57
												307	A	UNC Greensboro	59 49
												307	H	UNC Greensboro	64 61
												320	H	Presbyterian	76 68
												342	A	Western Caro.	53 28
												342	H	Western Caro.	65 55
LAST 12 Division I GAMES:															
288	N	Samford	67 52	242	H	ETSU	57 55								
169	N	Chattanooga	73 67	169	H	Chattanooga	61 54								
130	N	Mercer	63 66	307	A	UNC Greensboro	59 49								
288	A	Samford	74 41	342	A	Western Caro.	53 28								
130	A	Mercer	62 66	130	H	Mercer	60 75								
254	A	Wofford	75 84	288	H	Samford	57 36								

Non-Div I Games: Coker 71 42 North Greenville 74 78

Furman

Loss, Non-Conf, S Site, H Home A Away N Neutral

RPI	S	Opponent	Score
343	H	USC Upstate	78 67

Furman

Average RPI Win: 270				WON-LOST	WINNING	LAST 10	STRENGTH OF		OPP. STRENGTH	TEAM	ADJ.	CONF.	ADJ CONF.
Average RPI Loss: 156				RECORD	PCT. RANK	GAMES	SCHEDULE		OF SCHEDULE	RPI	RPI	RPI	RPI
DIV. I ONLY				6- 22	311	0- 1	140		259	285	285	12	12
DIV. I NON-CONF.				4- 6	212	0- 0	199		349	225	225	14	14
TOTALS		RPI 1-25		RPI 26-50		W-L RECORDS		RPI 51-100		RPI 101-150		RPI 150+	
6- 22	0- 0		0- 0		OVERALL		0- 6		0- 8		6- 8		
3- 10	0- 0		0- 0		HOME		0- 2		0- 4		3- 4		
3- 12	0- 0		0- 0		AWAY		0- 4		0- 4		3- 4		
0- 0	0- 0		0- 0		NEUTRAL		0- 0		0- 0		0- 0		
4- 6	0- 0		0- 0		NON-CONFERENCE		0- 1		0- 3		4- 2		
2- 2	0- 0		0- 0		HOME		0- 0		0- 1		2- 1		
2- 4	0- 0		0- 0		AWAY		0- 1		0- 2		2- 1		
0- 0	0- 0		0- 0		NEUTRAL		0- 0		0- 0		0- 0		
2- 16	0- 0		0- 0		CONFERENCE		0- 5		0- 5		2- 6		
1- 8	0- 0		0- 0		HOME		0- 2		0- 3		1- 3		
1- 8	0- 0		0- 0		AWAY		0- 3		0- 2		1- 3		
0- 0	0- 0		0- 0		NEUTRAL		0- 0		0- 0		0- 0		

RPI 1-25				RPI 26-50				RPI 51-100				RPI 101+				Team's RPI: 285	
RPI	S	Opponent	Score	RPI	S	Opponent	Score	RPI	S	Opponent	Score	RPI	S	Opponent	Score		
								70	A	UT Arlington	48 81	111	A	Georgia	38 81		
								70	H	UT Arlington	53 74	116	A	South Alabama	60 73		
								72	A	Little Rock	51 80	116	H	South Alabama	53 69		
								73	A	Virginia Tech	49 78	130	H	Mercer	72 79		
								85	A	Troy	78 100	135	H	Appalachian St.	52 70		
								85	H	Troy	81 97	138	A	Stony Brook	43 72		
												139	A	Georgia St.	66 73		
												139	H	Georgia St.	66 83		
												162	A	Texas St.	65 55		
												162	H	Texas St.	52 64		
												173	H	Coastal Caro.	73 76		
												189	A	Arkansas St.	75 86		
												220	H	Bethune-Cookman	77 76		
												254	H	Wofford	65 81		
												270	A	Louisiana	48 59		
												270	H	Louisiana	79 71		
												298	A	Kennesaw St.	59 78		
												300	A	La.-Monroe	57 58		
												300	H	La.-Monroe	62 80		
												305	H	Winthrop	64 55		
												320	A	Presbyterian	69 68		
												345	A	Savannah St.	82 71		
LAST 12 Division I GAMES:																	
				139	A	Georgia St.	66 73	116	A	South Alabama	60 73						
				189	A	Arkansas St.	75 86	300	H	La.-Monroe	62 80						
				72	A	Little Rock	51 80	270	H	Louisiana	79 71						
				135	H	Appalachian St.	52 70	139	H	Georgia St.	66 83						
				173	H	Coastal Caro.	73 76	162	A	Texas St.	65 55						
				85	A	Troy	78 100	70	A	UT Arlington	48 81						

Non-Div I Games:	Coastal Ga.	68	46
------------------	-------------	----	----

Ga. Southern

■ Loss, ■ Non-Conf, S Site, H Home A Away N Neutral

Average RPI Win:	273	WON-LOST	WINNING	LAST 10	STRENGTH OF	OPP. STRENGTH	TEAM	ADJ.	CONF.	ADJ CONF.
Average RPI Loss:	186	RECORD	PCT. RANK	GAMES	SCHEDULE	OF SCHEDULE	RPI	RPI	RPI	RPI
DIV. I ONLY	13- 14	189	1- 0	296	309	238	238	27	27	
DIV. I NON-CONF.	3- 6	241	0- 0	207	283	230	230	29	29	
TOTALS	RPI 1-25	RPI 26-50	W-L RECORDS	RPI 51-100	RPI 101-150	RPI 150+				
13- 14	0- 0	0- 0	OVERALL	0- 4	0- 2	13- 8				
7- 5	0- 0	0- 0	HOME	0- 1	0- 1	7- 3				
6- 9	0- 0	0- 0	AWAY	0- 3	0- 1	6- 5				
0- 0	0- 0	0- 0	NEUTRAL	0- 0	0- 0	0- 0				
3- 6	0- 0	0- 0	NON-CONFERENCE	0- 1	0- 2	3- 3				
1- 2	0- 0	0- 0	HOME	0- 0	0- 1	1- 1				
2- 4	0- 0	0- 0	AWAY	0- 1	0- 1	2- 2				
0- 0	0- 0	0- 0	NEUTRAL	0- 0	0- 0	0- 0				
10- 8	0- 0	0- 0	CONFERENCE	0- 3	0- 0	10- 5				
6- 3	0- 0	0- 0	HOME	0- 1	0- 0	6- 2				
4- 5	0- 0	0- 0	AWAY	0- 2	0- 0	4- 3				
0- 0	0- 0	0- 0	NEUTRAL	0- 0	0- 0	0- 0				

RPI S	Opponent	Score	RPI S	Opponent	Score	RPI S	Opponent	Score	RPI S	Opponent	Score	Team's RPI: 238
						64	A Drexel	48 65	128	A Delaware	45 69	
						83	A Radford	69 79	129	H Morehead St.	69 84	
						95	A High Point	70 78	153	H Davidson	54 49	
						95	H High Point	61 78	180	H UNC Asheville	69 59	
									190	A Furman	57 70	
									193	A Hampton	80 82	
									193	H Hampton	68 46	
									212	A Campbell	52 38	
									212	H Campbell	63 69	
									214	A Florida	60 58	
									223	H Mt. St. Mary's	62 69	
									254	A Wofford	53 59	
									292	A Charleston So.	58 66	
									292	H Charleston So.	75 65	
									305	A Winthrop	65 52	
									305	H Winthrop	62 64	
									320	A Presbyterian	66 58	
									320	H Presbyterian	67 62	
									338	A Longwood	79 85	
									338	H Longwood	80 78	
									342	A Western Caro.	62 52	
									343	A USC Upstate	75 67	
									343	H USC Upstate	92 72	
LAST 12 Division I GAMES:												
			343	A USC Upstate	75 67		305	A Winthrop	65 52			
			320	H Presbyterian	67 62		338	H Longwood	80 78			
			292	A Charleston So.	58 66		83	A Radford	69 79			
			95	A High Point	70 78		338	A Longwood	79 85			
			193	H Hampton	68 46		292	H Charleston So.	75 65			
			212	H Campbell	63 69		193	A Hampton	80 82			

Non-Div I Games: Converse 79 51 Pfeiffer 82 46 Warren Wilson 100 37

Gardner-Webb

Loss, Non-Conf, S Site, H Home A Away N Neutral

George Mason

Through Games Of March 12, 2019

Average RPI Win:	239	WON-LOST	WINNING	LAST 10	STRENGTH OF	OPP. STRENGTH	TEAM	ADJ.	CONF.	ADJ CONF.
Average RPI Loss:	168	RECORD	PCT. RANK	GAMES	SCHEDULE	OF SCHEDULE	RPI	RPI	RPI	RPI
DIV. I ONLY	16- 14	154	0- 1	333	155	227	227	17	17	
DIV. I NON-CONF.	8- 5	119	0- 0	314	186	184	184	16	16	
TOTALS	RPI 1-25	RPI 26-50	W-L RECORDS	RPI 51-100	RPI 101-150	RPI 150+				
16- 14	0- 0	0- 0	OVERALL	0- 3	2- 3	14- 8				
10- 5	0- 0	0- 0	HOME	0- 1	2- 2	8- 2				
6- 9	0- 0	0- 0	AWAY	0- 2	0- 1	6- 6				
0- 0	0- 0	0- 0	NEUTRAL	0- 0	0- 0	0- 0				
8- 5	0- 0	0- 0	NON-CONFERENCE	0- 1	1- 2	7- 2				
5- 1	0- 0	0- 0	HOME	0- 0	1- 1	4- 0				
3- 4	0- 0	0- 0	AWAY	0- 1	0- 1	3- 2				
0- 0	0- 0	0- 0	NEUTRAL	0- 0	0- 0	0- 0				
8- 9	0- 0	0- 0	CONFERENCE	0- 2	1- 1	7- 6				
5- 4	0- 0	0- 0	HOME	0- 1	1- 1	4- 2				
3- 5	0- 0	0- 0	AWAY	0- 1	0- 0	3- 4				
0- 0	0- 0	0- 0	NEUTRAL	0- 0	0- 0	0- 0				

RPI 1-25				RPI 26-50				RPI 51-100				RPI 101+ Team's RPI: 227					
RPI	S	Opponent	Score	RPI	S	Opponent	Score	RPI	S	Opponent	Score	RPI	S	Opponent	Score		
								78	A	American	71	86	109	H	Houston	56	66
								86	A	Fordham	53	64	117	H	Dayton	54	51
								91	H	VCU	38	62	128	H	Delaware	72	46
													134	A	Washington	52	81
													136	H	Duquesne	57	60
													153	A	Davidson	59	67
													154	A	Kansas	56	77
													182	A	Saint Louis	53	60
													205	A	Massachusetts	70	52
													205	H	Massachusetts	80	86
													207	H	UMES	70	49
													219	A	George Washington	64	60
													219	H	George Washington	61	46
													225	A	Howard	59	73
													236	H	Saint Joseph's	68	59
													243	A	UMKC	91	84
													246	H	Colgate	64	61
													257	H	Rhode Island	75	69
													260	A	St. Bonaventure	55	64
													260	H	St. Bonaventure	57	68
													266	H	Loyola Maryland	70	38
													273	A	Richmond	67	52
													284	A	La Salle	71	77
													284	H	La Salle	59	42
													295	H	Col. of Charleston	66	52
													296	A	Air Force	78	71
LAST 12 Division I GAMES:																	
205	H	Massachusetts	80	86	284	H	La Salle	59	42								
284	A	La Salle	71	77	86	A	Fordham	53	64								
236	H	Saint Joseph's	68	59	219	H	George Washington	61	46								
117	H	Dayton	54	51	260	A	St. Bonaventure	55	64								
273	A	Richmond	67	52	182	A	Saint Louis	53	60								
91	H	VCU	38	62	257	H	Rhode Island	75	69								

Non-Div I Games:

George Mason

■ Loss,
 ■ Non-Conf,
 ■ S Site,
 ■ H Home
 ■ A Away
 N Neutral

RPI	S	Opponent	Score
333	A	Eastern Ky.	91 75

G
e
o
r
g
e
M
a
s
o
n

G
e
o
r
g
e
M
a
s
o
n

George Mason

Georgetown

Through Games Of March 12, 2019

Average RPI Win:	146	WON-LOST	WINNING	LAST 10	STRENGTH OF	OPP. STRENGTH	TEAM	ADJ.	CONF.	ADJ CONF.
Average RPI Loss:	48	RECORD	PCT. RANK	GAMES	SCHEDULE	OF SCHEDULE	RPI	RPI	RPI	RPI
DIV. I ONLY	16- 15	167	1- 0	18	56	69	69	6	6	
DIV. I NON-CONF.	6- 5	143	0- 0	20	52	71	71	4	4	
TOTALS	RPI 1-25	RPI 26-50	W-L RECORDS	RPI 51-100	RPI 101-150	RPI 150+				
16- 15	0- 7	0- 2	OVERALL	5- 4	5- 2	6- 0				
10- 5	0- 3	0- 0	HOME	3- 2	4- 0	3- 0				
5- 7	0- 2	0- 1	AWAY	1- 2	1- 2	3- 0				
1- 3	0- 2	0- 1	NEUTRAL	1- 0	0- 0	0- 0				
6- 5	0- 2	0- 2	NON-CONFERENCE	1- 1	1- 0	4- 0				
4- 2	0- 1	0- 0	HOME	1- 1	1- 0	2- 0				
2- 1	0- 0	0- 1	AWAY	0- 0	0- 0	2- 0				
0- 2	0- 1	0- 1	NEUTRAL	0- 0	0- 0	0- 0				
10- 10	0- 5	0- 0	CONFERENCE	4- 3	4- 2	2- 0				
6- 3	0- 2	0- 0	HOME	2- 1	3- 0	1- 0				
3- 6	0- 2	0- 0	AWAY	1- 2	1- 2	1- 0				
1- 1	0- 1	0- 0	NEUTRAL	1- 0	0- 0	0- 0				

RPI 1-25				RPI 26-50				RPI 51-100				RPI 101+			
RPI	S	Opponent	Score	RPI	S	Opponent	Score	RPI	S	Opponent	Score	RPI	S	Opponent	Score
2	N	Baylor	46 67	28	A	James Madison	57 69	55	A	Villanova	43 91	114	A	St. John's (NY)	51 59
9	H	NC State	65 76	37	N	Buffalo	64 73	55	H	Villanova	68 63	114	H	St. John's (NY)	82 80
12	A	Marquette	52 59					55	N	Villanova	76 67	120	A	Providence	68 52
12	H	Marquette	62 72					74	A	Butler	72 42	120	H	Providence	61 56
12	N	Marquette	62 75					74	H	Butler	50 59	127	H	Pittsburgh	70 41
20	A	DePaul	71 76					86	H	Fordham	58 38	142	A	Seton Hall	63 76
20	H	DePaul	64 69					91	H	VCU	45 47	142	H	Seton Hall	51 43
								93	A	Creighton	38 65	171	A	Rider	79 49
								93	H	Creighton	62 53	207	H	UMES	74 55
												217	A	Xavier	67 64
												217	H	Xavier	68 61
												266	H	Loyola Maryland	45 30
												273	A	Richmond	73 53
LAST 12 Division I GAMES:															
		55 N Villanova	76 67			55 A Villanova	43 91								
		12 N Marquette	62 75			20 A DePaul	71 76								
		217 A Xavier	67 64			12 A Marquette	52 59								
		74 A Butler	72 42			120 H Providence	61 56								
		114 H St. John's (NY)	82 80			93 H Creighton	62 53								
		142 H Seton Hall	51 43			142 A Seton Hall	63 76								

Non-Div I Games:

Georgetown

■ Loss,
 ■ Non-Conf, S Site,
 ■ Home
 ■ Away
 N Neutral

Average RPI Win:	207	WON-LOST	WINNING	LAST 10	STRENGTH OF	OPP. STRENGTH	TEAM	ADJ.	CONF.	ADJ CONF.
Average RPI Loss:	45	RECORD	PCT. RANK	GAMES	SCHEDULE	OF SCHEDULE	RPI	RPI	RPI	RPI
DIV. I ONLY	18- 12	117	0- 1	116	76	111	111	5	5	
DIV. I NON-CONF.	9- 4	85	0- 0	241	248	137	137	5	5	
TOTALS	RPI 1-25	RPI 26-50	W-L RECORDS	RPI 51-100	RPI 101-150	RPI 150+				
18- 12	0- 5	0- 3	OVERALL	4- 3	1- 0	13- 1				
13- 3	0- 2	0- 0	HOME	3- 0	1- 0	9- 1				
4- 7	0- 2	0- 3	AWAY	1- 2	0- 0	3- 0				
1- 2	0- 1	0- 0	NEUTRAL	0- 1	0- 0	1- 0				
9- 4	0- 1	0- 1	NON-CONFERENCE	0- 2	1- 0	8- 0				
8- 0	0- 0	0- 0	HOME	0- 0	1- 0	7- 0				
0- 3	0- 0	0- 1	AWAY	0- 2	0- 0	0- 0				
1- 1	0- 1	0- 0	NEUTRAL	0- 0	0- 0	1- 0				
9- 8	0- 4	0- 2	CONFERENCE	4- 1	0- 0	5- 1				
5- 3	0- 2	0- 0	HOME	3- 0	0- 0	2- 1				
4- 4	0- 2	0- 2	AWAY	1- 0	0- 0	3- 0				
0- 1	0- 0	0- 0	NEUTRAL	0- 1	0- 0	0- 0				

RPI 1-25				RPI 26-50				RPI 51-100				RPI 101+ Team's RPI: 111			
RPI	S	Opponent	Score	RPI	S	Opponent	Score	RPI	S	Opponent	Score	RPI	S	Opponent	Score
8	A	Mississippi St.	71 80	31	A	Missouri	35 61	55	A	Villanova	56 62	130	H	Mercer	67 60
14	N	Maryland	51 58	33	A	UCLA	69 80	56	H	Tennessee	66 62	156	A	Alabama	76 67
17	H	Texas A&M	66 76	48	A	Auburn	58 59	65	A	Arkansas	80 72	156	H	Alabama	53 58
19	A	South Carolina	57 65					65	H	Arkansas	93 83	190	H	Furman	61 38
22	H	Kentucky	53 58					65	N	Arkansas	76 86	206	A	Vanderbilt	71 64
								66	A	Georgia Tech	53 63	214	A	Florida	69 57
								87	H	LSU	63 50	214	H	Florida	93 58
												237	H	Ole Miss	78 56
												260	H	St. Bonaventure	67 40
												285	H	Ga. Southern	81 38
												292	H	Charleston So.	83 75
												305	H	Winthrop	85 39
												311	N	Morgan St.	60 33
												320	H	Presbyterian	83 59
												331	H	Lipscomb	77 45
LAST 12 Division I GAMES:															
65	N	Arkansas	76 86	19	A	South Carolina	57 65								
22	H	Kentucky	53 58	214	H	Florida	93 58								
214	A	Florida	69 57	48	A	Auburn	58 59								
156	A	Alabama	76 67	65	A	Arkansas	80 72								
65	H	Arkansas	93 83	156	H	Alabama	53 58								
237	H	Ole Miss	78 56	17	H	Texas A&M	66 76								

Non-Div I Games:

Georgia

■ Loss,
 ■ Non-Conf,
 ■ S Site,
 ■ H Home
 ■ A Away
 N Neutral

Average RPI Win: 233	WON-LOST	WINNING	LAST 10	STRENGTH OF	OPP. STRENGTH	TEAM	ADJ.	CONF.	ADJ CONF.
Average RPI Loss: 115	RECORD	PCT. RANK	GAMES	SCHEDULE	OF SCHEDULE	RPI	RPI	RPI	RPI
DIV. I ONLY	17- 12	127	1- 0	176	186	139	139	12	12
DIV. I NON-CONF.	6- 5	143	0- 0	224	255	171	171	14	14
TOTALS	RPI 1-25	RPI 26-50	W-L RECORDS	RPI 51-100	RPI 101-150	RPI 150+			
17- 12	0- 1	0- 1	OVERALL	3- 4	1- 2	13- 4			
10- 4	0- 0	0- 0	HOME	2- 1	1- 1	7- 2			
7- 8	0- 1	0- 1	AWAY	1- 3	0- 1	6- 2			
0- 0	0- 0	0- 0	NEUTRAL	0- 0	0- 0	0- 0			
6- 5	0- 1	0- 1	NON-CONFERENCE	0- 2	0- 0	6- 1			
4- 1	0- 0	0- 0	HOME	0- 1	0- 0	4- 0			
2- 4	0- 1	0- 1	AWAY	0- 1	0- 0	2- 1			
0- 0	0- 0	0- 0	NEUTRAL	0- 0	0- 0	0- 0			
11- 7	0- 0	0- 0	CONFERENCE	3- 2	1- 2	7- 3			
6- 3	0- 0	0- 0	HOME	2- 0	1- 1	3- 2			
5- 4	0- 0	0- 0	AWAY	1- 2	0- 1	4- 1			
0- 0	0- 0	0- 0	NEUTRAL	0- 0	0- 0	0- 0			

RPI 1-25			RPI 26-50			RPI 51-100			RPI 101+			Team's RPI: 139
RPI	S	Opponent	Score	RPI	S	Opponent	Score	RPI	S	Opponent	Score	
21	A	Florida St.	43 79	35	A	Rice	49 66	66	H	Georgia Tech	71 78	116 A South Alabama 59 62
								68	A	Middle Tenn.	54 69	116 H South Alabama 59 68
								70	A	UT Arlington	45 69	135 H Appalachian St. 85 75
								70	H	UT Arlington	50 48	162 A Texas St. 57 34
								72	A	Little Rock	50 82	162 H Texas St. 60 69
								85	A	Troy	85 70	173 H Coastal Caro. 62 67
								85	H	Troy	84 80	189 A Arkansas St. 64 62
												213 A Jacksonville St. 56 61
												220 H Bethune-Cookman 62 57
												270 A Louisiana 54 57
												270 H Louisiana 74 71
												285 A Ga. Southern 83 66
												285 H Ga. Southern 73 66
												298 H Kennesaw St. 79 73
												300 A La.-Monroe 56 41
												300 H La.-Monroe 68 46
												306 A Fla. Atlantic 75 59
												307 H UNC Greensboro 70 63
												321 A FIU 67 61
												335 H N.C. Central 65 54
LAST 12 Division I GAMES:												
285	H	Ga. Southern	73 66	85	A	Troy	85 70					
72	A	Little Rock	50 82	270	H	Louisiana	74 71					
189	A	Arkansas St.	64 62	300	H	La.-Monroe	68 46					
173	H	Coastal Caro.	62 67	285	A	Ga. Southern	83 66					
135	H	Appalachian St.	85 75	70	A	UT Arlington	45 69					
116	A	South Alabama	59 62	162	A	Texas St.	57 34					

Non-Div I Games:

Georgia St.

■ Loss,
 ■ Non-Conf, S Site,
 ■ Home
 ■ Away
 N Neutral

Average RPI Win:	155	WON-LOST	WINNING	LAST 10	STRENGTH OF	OPP. STRENGTH	TEAM	ADJ.	CONF.	ADJ CONF.
Average RPI Loss:	39	RECORD	PCT. RANK	GAMES	SCHEDULE	OF SCHEDULE	RPI	RPI	RPI	RPI
DIV. I ONLY	17- 13	132	0- 1	46	20	66	66	1	1	
DIV. I NON-CONF.	10- 3	59	0- 0	181	173	69	69	1	1	
TOTALS	RPI 1-25	RPI 26-50	W-L RECORDS	RPI 51-100	RPI 101-150	RPI 150+				
17- 13	1- 7	1- 3	OVERALL	2- 1	8- 2	5- 0				
11- 3	1- 3	1- 0	HOME	2- 0	3- 0	4- 0				
3- 8	0- 4	0- 2	AWAY	0- 1	3- 1	0- 0				
3- 2	0- 0	0- 1	NEUTRAL	0- 0	2- 1	1- 0				
10- 3	0- 1	0- 0	NON-CONFERENCE	0- 0	5- 2	5- 0				
6- 0	0- 0	0- 0	HOME	0- 0	2- 0	4- 0				
1- 2	0- 1	0- 0	AWAY	0- 0	1- 1	0- 0				
3- 1	0- 0	0- 0	NEUTRAL	0- 0	2- 1	1- 0				
7- 10	1- 6	1- 3	CONFERENCE	2- 1	3- 0	0- 0				
5- 3	1- 3	1- 0	HOME	2- 0	1- 0	0- 0				
2- 6	0- 3	0- 2	AWAY	0- 1	2- 0	0- 0				
0- 1	0- 0	0- 1	NEUTRAL	0- 0	0- 0	0- 0				

RPI 1-25				RPI 26-50				RPI 51-100				Team's RPI: 66	RPI 101+			
RPI	S	Opponent	Score	RPI	S	Opponent	Score	RPI	S	Opponent	Score		RPI	S	Opponent	Score
1	A	Notre Dame	50 90	36	A	North Carolina	90 91	73	H	Virginia Tech	76 68		108	N	Idaho St.	74 51
1	H	Notre Dame	55 76	36	N	North Carolina	73 80	79	H	Duke	70 64		109	A	Houston	89 95
3	A	Louisville	44 61	50	A	Clemson	61 71	96	A	Virginia	45 53		111	H	Georgia	63 53
9	H	NC State	60 68	50	H	Clemson	75 53						117	N	Dayton	66 85
10	H	Syracuse	65 55										127	H	Pittsburgh	67 55
14	A	Maryland	54 67										132	A	Boston College	81 76
18	A	Miami (FL)	56 69										135	H	Appalachian St.	71 53
21	H	Florida St.	55 64										139	A	Georgia St.	78 71
													142	N	Seton Hall	84 73
													150	A	Wake Forest	60 46
													219	N	George Washington	70 55
													254	H	Wofford	81 40
													268	H	Alabama St.	69 42
													298	H	Kennesaw St.	60 35
													342	H	Western Caro.	84 49
LAST 12 Division I GAMES:																
				36	N	North Carolina	73 80	150	A	Wake Forest	60 46					
				21	H	Florida St.	55 64	127	H	Pittsburgh	67 55					
				18	A	Miami (FL)	56 69	1	A	Notre Dame	50 90					
				96	A	Virginia	45 53	36	A	North Carolina	90 91					
				50	H	Clemson	75 53	9	H	NC State	60 68					
				73	H	Virginia Tech	76 68	10	H	Syracuse	65 55					

Non-Div I Games:

Georgia Tech

■ Loss,
■ Non-Conf,
■ S Site,
■ H Home
■ A Away
N Neutral

Gonzaga

Through Games Of March 12, 2019

Average RPI Win:	140	WON-LOST	WINNING	LAST 10	STRENGTH OF	OPP. STRENGTH	TEAM	ADJ.	CONF.	ADJ CONF.
Average RPI Loss:	19	RECORD	PCT. RANK	GAMES	SCHEDULE	OF SCHEDULE	RPI	RPI	RPI	RPI
DIV. I ONLY	28- 4	7	1- 1	53	68	13	13	7	7	
DIV. I NON-CONF.	11- 1	13	0- 0	53	5	11	11	7	7	
TOTALS	RPI 1-25	RPI 26-50	W-L RECORDS	RPI 51-100	RPI 101-150	RPI 150+				
28- 4	1- 4	4- 0	OVERALL	6- 0	4- 0	13- 0				
14- 1	1- 1	1- 0	HOME	3- 0	2- 0	7- 0				
11- 1	0- 1	1- 0	AWAY	3- 0	1- 0	6- 0				
3- 2	0- 2	2- 0	NEUTRAL	0- 0	1- 0	0- 0				
11- 1	1- 1	1- 0	NON-CONFERENCE	2- 0	2- 0	5- 0				
6- 0	1- 0	0- 0	HOME	1- 0	1- 0	3- 0				
3- 0	0- 0	0- 0	AWAY	1- 0	0- 0	2- 0				
2- 1	0- 1	1- 0	NEUTRAL	0- 0	1- 0	0- 0				
17- 3	0- 3	3- 0	CONFERENCE	4- 0	2- 0	8- 0				
8- 1	0- 1	1- 0	HOME	2- 0	1- 0	4- 0				
8- 1	0- 1	1- 0	AWAY	2- 0	1- 0	4- 0				
1- 1	0- 1	1- 0	NEUTRAL	0- 0	0- 0	0- 0				

RPI 1-25				RPI 26-50				RPI 51-100				RPI 101+			
RPI	S	Opponent	Score	RPI	S	Opponent	Score	RPI	S	Opponent	Score	RPI	S	Opponent	Score
1	N	Notre Dame	65 81	29	N	Rutgers	57 40	71	A	Missouri St.	70 67	104	N	Western Ky.	76 55
4	H	Stanford	79 73	49	A	Saint Mary's (CA)	66 52	80	H	Idaho	88 51	105	A	Loyola Marymount	78 53
25	A	BYU	68 70	49	H	Saint Mary's (CA)	74 62	97	A	Pepperdine	79 54	105	H	Loyola Marymount	68 58
25	H	BYU	64 66	49	N	Saint Mary's (CA)	78 77	97	H	Pepperdine	83 60	108	H	Idaho St.	70 51
25	N	BYU	68 82					98	A	Pacific	63 51	160	H	Washington St.	76 53
								98	H	Pacific	88 65	164	A	Santa Clara	74 61
												164	H	Santa Clara	78 61
												185	H	Montana	76 52
												192	A	Portland	93 62
												192	H	Portland	97 71
												195	A	Eastern Wash.	63 51
												202	A	UNLV	70 59
												250	A	San Francisco	64 44
												250	H	San Francisco	78 51
												271	A	San Diego	86 61
												271	H	San Diego	71 44
												279	H	Colorado St.	50 39
LAST 12 Division I GAMES:															
				49	N	Saint Mary's (CA)	78 77	250	A	San Francisco	64 44				
				25	N	BYU	68 82	164	A	Santa Clara	74 61				
				104	N	Western Ky.	76 55	25	H	BYU	64 66				
				29	N	Rutgers	57 40	271	H	San Diego	71 44				
				105	H	Loyola Marymount	68 58	192	A	Portland	93 62				
				97	H	Pepperdine	83 60	49	A	Saint Mary's (CA)	66 52				

Non-Div I Games:

Gonzaga

■ Loss,
 ■ Non-Conf, S Site,
 ■ Home
 ■ Away
 N Neutral

Grambling

Through Games Of March 12, 2019

Average RPI Win:	253	WON-LOST	WINNING	LAST 10	STRENGTH OF	OPP. STRENGTH	TEAM	ADJ.	CONF.	ADJ CONF.
Average RPI Loss:	177	RECORD	PCT. RANK	GAMES	SCHEDULE	OF SCHEDULE	RPI	RPI	RPI	RPI
DIV. I ONLY	16- 15	167	1- 0	286	295	201	201	29	29	
DIV. I NON-CONF.	3- 9	271	0- 0	109	76	204	204	28	28	
TOTALS	RPI 1-25	RPI 26-50	W-L RECORDS	RPI 51-100	RPI 101-150	RPI 150+				
16- 15	0- 0	1- 2	OVERALL	0- 1	1- 2	14- 10				
8- 3	0- 0	0- 0	HOME	0- 0	0- 0	8- 3				
6- 11	0- 0	0- 1	AWAY	0- 1	0- 2	6- 7				
2- 1	0- 0	1- 1	NEUTRAL	0- 0	1- 0	0- 0				
3- 9	0- 0	1- 2	NON-CONFERENCE	0- 1	1- 2	1- 4				
1- 0	0- 0	0- 0	HOME	0- 0	0- 0	1- 0				
0- 8	0- 0	0- 1	AWAY	0- 1	0- 2	0- 4				
2- 1	0- 0	1- 1	NEUTRAL	0- 0	1- 0	0- 0				
13- 6	0- 0	0- 0	CONFERENCE	0- 0	0- 0	13- 6				
7- 3	0- 0	0- 0	HOME	0- 0	0- 0	7- 3				
6- 3	0- 0	0- 0	AWAY	0- 0	0- 0	6- 3				
0- 0	0- 0	0- 0	NEUTRAL	0- 0	0- 0	0- 0				

RPI S	Opponent	Score	RPI S	Opponent	Score	RPI S	Opponent	Score	RPI S	Opponent	Score	Team's RPI: 201
38 N	South Dakota	53 67	70 A	UT Arlington	54 78	105 N	Loyola Marymount	62 61				
46 N	Indiana	65 62				112 A	South Fla.	50 67				
48 A	Auburn	48 97				143 A	Oklahoma St.	40 86				
						154 A	Kansas	45 76				
						156 A	Alabama	55 73				
						170 A	Southern U.	65 71				
						170 H	Southern U.	81 86				
						183 A	Southern Miss.	47 68				
						186 A	Prairie View	64 63				
						186 H	Prairie View	73 57				
						228 A	Texas Southern	75 67				
						228 H	Texas Southern	72 55				
						228 H	Texas Southern	72 61				
						249 A	Jackson St.	60 89				
						249 H	Jackson St.	74 77				
						256 A	Wichita St.	61 70				
						268 A	Alabama St.	80 72				
						268 H	Alabama St.	63 45				
						301 A	Alabama A&M	63 51				
						301 H	Alabama A&M	71 61				
						312 H	McNeese	75 51				
						329 A	Mississippi Val.	61 79				
						329 H	Mississippi Val.	52 54				
						348 A	Ark.-Pine Bluff	67 57				
						348 H	Ark.-Pine Bluff	77 57				
						350 A	Alcorn	79 63				
LAST 12 Division I GAMES:												
228 H	Texas Southern	72 61	186 H	Prairie View	73 57							
301 H	Alabama A&M	71 61	228 H	Texas Southern	72 55							
268 H	Alabama St.	63 45	350 A	Alcorn	79 63							
329 A	Mississippi Val.	61 79	170 A	Southern U.	65 71							
348 A	Ark.-Pine Bluff	67 57	329 H	Mississippi Val.	52 54							
249 A	Jackson St.	60 89	348 H	Ark.-Pine Bluff	77 57							

Non-Div I Games:

Grambling

■ Loss,
 ■ Non-Conf,
 ■ S Site,
 ■ Home
 ■ A Away
 N Neutral

RPI S Opponent Score

RPI S Opponent Score
350 H Alcorn 61 56

G
r
a
m
b
l
i
n
g

G
r
a
m
b
l
i
n
g

Grambling

Grand Canyon

Through Games Of March 12, 2019

Average RPI Win:	284	WON-LOST	WINNING	LAST 10	STRENGTH OF	OPP. STRENGTH	TEAM	ADJ.	CONF.	ADJ CONF.
Average RPI Loss:	231	RECORD	PCT. RANK	GAMES	SCHEDULE	OF SCHEDULE	RPI	RPI	RPI	RPI
DIV. I ONLY	7- 19	291	0- 1	343	328	341	341	31	31	
DIV. I NON-CONF.	2- 8	293	0- 0	326	274	344	344	30	30	
TOTALS	RPI 1-25	RPI 26-50	W-L RECORDS	RPI 51-100	RPI 101-150	RPI 150+				
7- 19	0- 0	0- 0	OVERALL	0- 0	1- 3	6- 16				
6- 7	0- 0	0- 0	HOME	0- 0	1- 1	5- 6				
1- 12	0- 0	0- 0	AWAY	0- 0	0- 2	1- 10				
0- 0	0- 0	0- 0	NEUTRAL	0- 0	0- 0	0- 0				
2- 8	0- 0	0- 0	NON-CONFERENCE	0- 0	0- 2	2- 6				
2- 3	0- 0	0- 0	HOME	0- 0	0- 1	2- 2				
0- 5	0- 0	0- 0	AWAY	0- 0	0- 1	0- 4				
0- 0	0- 0	0- 0	NEUTRAL	0- 0	0- 0	0- 0				
5- 11	0- 0	0- 0	CONFERENCE	0- 0	1- 1	4- 10				
4- 4	0- 0	0- 0	HOME	0- 0	1- 0	3- 4				
1- 7	0- 0	0- 0	AWAY	0- 0	0- 1	1- 6				
0- 0	0- 0	0- 0	NEUTRAL	0- 0	0- 0	0- 0				

RPI 1-25			RPI 26-50			RPI 51-100			RPI 101+ Team's RPI: 341		
RPI	S	Opponent	Score	RPI	S	Opponent	Score	RPI	S	Opponent	Score
								113	A	UNCW	55 77
								123	H	Portland St.	55 60
								133	A	New Mexico St.	52 81
								133	H	New Mexico St.	54 51
								164	A	Santa Clara	55 75
								185	H	Montana	47 69
								191	A	East Carolina	47 59
								218	A	California Baptist	50 93
								218	H	California Baptist	75 71
								229	A	UTRGV	42 49
								229	H	UTRGV	50 66
								231	H	Indiana St.	81 88
								243	A	UMKC	45 73
								243	H	UMKC	56 65
								265	A	Long Beach St.	50 57
								277	A	CSU Bakersfield	37 51
								277	H	CSU Bakersfield	46 59
								289	A	Utah Valley	46 57
								289	H	Utah Valley	64 54
								290	A	UC Santa Barbara	55 66
								308	H	Incarnate Word	74 63
								337	A	Seattle U	74 73
								337	H	Seattle U	55 70
								349	A	Chicago St.	48 50
								349	H	Chicago St.	84 49
								351	H	LIU Brooklyn	65 62
LAST 12 Division I GAMES:											
337	H	Seattle U	55 70	133	A	New Mexico St.	52 81	337	A	Seattle U	74 73
289	H	Utah Valley	64 54	229	A	UTRGV	42 49	337	H	Seattle U	55 70
277	A	CSU Bakersfield	37 51	277	H	CSU Bakersfield	46 59	349	A	Chicago St.	48 50
218	A	California Baptist	50 93	218	H	California Baptist	75 71	349	H	Chicago St.	84 49
349	H	Chicago St.	84 49	243	A	UMKC	45 73				
243	H	UMKC	56 65	349	A	Chicago St.	48 50				

Non-Div I Games:

Grand Canyon

■ Loss,
 ■ Non-Conf, S Site,
 ■ Home
 ■ Away
 N Neutral

Average RPI Win:	215	WON-LOST	WINNING	LAST 10	STRENGTH OF	OPP. STRENGTH	TEAM	ADJ.	CONF.	ADJ CONF.
Average RPI Loss:	65	RECORD	PCT. RANK	GAMES	SCHEDULE	OF SCHEDULE	RPI	RPI	RPI	RPI
DIV. I ONLY	21- 9	59	1- 0	101	182	67	67	21	21	
DIV. I NON-CONF.	4- 5	190	0- 0	3	17	36	36	19	19	
TOTALS	RPI 1-25	RPI 26-50	W-L RECORDS	RPI 51-100	RPI 101-150	RPI 150+				
21- 9	0- 2	1- 2	OVERALL	2- 2	4- 3	14- 0				
12- 2	0- 0	0- 0	HOME	2- 0	2- 2	8- 0				
8- 6	0- 2	1- 2	AWAY	0- 1	1- 1	6- 0				
1- 1	0- 0	0- 0	NEUTRAL	0- 1	1- 0	0- 0				
4- 5	0- 2	1- 2	NON-CONFERENCE	1- 0	1- 1	1- 0				
3- 1	0- 0	0- 0	HOME	1- 0	1- 1	1- 0				
1- 4	0- 2	1- 2	AWAY	0- 0	0- 0	0- 0				
0- 0	0- 0	0- 0	NEUTRAL	0- 0	0- 0	0- 0				
17- 4	0- 0	0- 0	CONFERENCE	1- 2	3- 2	13- 0				
9- 1	0- 0	0- 0	HOME	1- 0	1- 1	7- 0				
7- 2	0- 0	0- 0	AWAY	0- 1	1- 1	6- 0				
1- 1	0- 0	0- 0	NEUTRAL	0- 1	1- 0	0- 0				

RPI 1-25				RPI 26-50				RPI 51-100				Team's RPI: 67		RPI 101+			
RPI	S	Opponent	Score	RPI	S	Opponent	Score	RPI	S	Opponent	Score			RPI	S	Opponent	Score
12	A	Marquette	54 80	26	A	South Dakota St.	47 77	59	A	Wright St.	67 85			115	H	Northwestern	55 57
20	A	DePaul	64 73	31	A	Missouri	56 49	59	H	Wright St.	56 37			117	H	Dayton	51 35
				38	A	South Dakota	49 55	59	N	Wright St.	52 55			122	A	Youngstown St.	59 70
								61	H	Maine	70 39			122	H	Youngstown St.	60 42
														122	N	Youngstown St.	55 53
														131	A	IUPUI	45 43
														131	H	IUPUI	63 67
														184	H	Wisconsin	55 46
														198	A	Milwaukee	76 62
														198	H	Milwaukee	59 45
														244	A	Northern Ky.	81 61
														244	H	Northern Ky.	70 42
														280	A	Cleveland St.	76 63
														280	H	Cleveland St.	73 30
														280	H	Cleveland St.	62 53
														309	A	Oakland	77 53
														309	H	Oakland	72 32
														336	A	Detroit Mercy	65 40
														336	H	Detroit Mercy	82 37
														339	A	UIC	77 53
														339	H	UIC	62 32
LAST 12 Division I GAMES:																	
				280	H	Cleveland St.	73 30					309	H	Oakland	72 32		
				122	N	Youngstown St.	55 53					280	A	Cleveland St.	76 63		
				59	N	Wright St.	52 55					122	A	Youngstown St.	59 70		
				339	A	UIC	77 53					59	H	Wright St.	56 37		
				131	A	IUPUI	45 43					244	H	Northern Ky.	70 42		
				336	H	Detroit Mercy	82 37					198	H	Milwaukee	59 45		

Non-Div I Games: Wis.-Parkside 81 32

Green Bay

■ Loss,
■ Non-Conf,
■ S Site,
■ Home
■ A Away
N Neutral

Average RPI Win: 260	WON-LOST	WINNING	LAST 10	STRENGTH OF	OPP. STRENGTH	TEAM	ADJ.	CONF.	ADJ CONF.
Average RPI Loss: 169	RECORD	PCT. RANK	GAMES	SCHEDULE	OF SCHEDULE	RPI	RPI	RPI	RPI
DIV. I ONLY	15- 13	148	0- 1	256	286	193	193	27	27
DIV. I NON-CONF.	3- 7	256	0- 1	222	126	275	275	29	29
TOTALS	RPI 1-25	RPI 26-50	W-L RECORDS	RPI 51-100	RPI 101-150	RPI 150+			
15- 13	0- 1	1- 0	OVERALL	1- 4	0- 0	13- 8			
9- 4	0- 0	1- 0	HOME	1- 1	0- 0	7- 3			
6- 7	0- 1	0- 0	AWAY	0- 2	0- 0	6- 4			
0- 2	0- 0	0- 0	NEUTRAL	0- 1	0- 0	0- 1			
3- 7	0- 1	1- 0	NON-CONFERENCE	0- 1	0- 0	2- 5			
2- 2	0- 0	1- 0	HOME	0- 0	0- 0	1- 2			
1- 3	0- 1	0- 0	AWAY	0- 0	0- 0	1- 2			
0- 2	0- 0	0- 0	NEUTRAL	0- 1	0- 0	0- 1			
12- 6	0- 0	0- 0	CONFERENCE	1- 3	0- 0	11- 3			
7- 2	0- 0	0- 0	HOME	1- 1	0- 0	6- 1			
5- 4	0- 0	0- 0	AWAY	0- 2	0- 0	5- 2			
0- 0	0- 0	0- 0	NEUTRAL	0- 0	0- 0	0- 0			

RPI 1-25				RPI 26-50				RPI 51-100				RPI 101+ Team's RPI: 193			
RPI	S	Opponent	Score	RPI	S	Opponent	Score	RPI	S	Opponent	Score	RPI	S	Opponent	Score
9	A	NC State	51 83	28	H	James Madison	72 65	63	N	SFA	68 70	169	H	Chattanooga	50 58
								83	A	Radford	59 84	180	A	UNC Asheville	61 58
								83	H	Radford	68 54	196	A	Cornell	53 79
								95	A	High Point	73 82	212	A	Campbell	46 52
								95	H	High Point	98 104	212	H	Campbell	61 50
												224	H	Elon	62 77
												238	A	Gardner-Webb	46 68
												238	H	Gardner-Webb	82 80
												251	A	Columbia	63 88
												264	N	Sacramento St.	61 65
												288	H	Samford	64 57
												292	A	Charleston So.	74 66
												292	H	Charleston So.	57 72
												305	A	Winthrop	84 63
												305	H	Winthrop	88 63
												306	A	Fla. Atlantic	72 68
												320	A	Presbyterian	82 68
												320	H	Presbyterian	79 62
												338	A	Longwood	86 70
												338	H	Longwood	66 40
												343	H	USC Upstate	67 43
LAST 12 Division I GAMES:															
264	N	Sacramento St.	61 65	238	A	Gardner-Webb	46 68								
305	H	Winthrop	88 63	292	H	Charleston So.	57 72								
83	A	Radford	59 84	212	H	Campbell	61 50								
95	H	High Point	98 104	320	H	Presbyterian	79 62								
320	A	Presbyterian	82 68	95	A	High Point	73 82								
338	A	Longwood	86 70	343	H	USC Upstate	67 43								

Non-Div I Games: Mid-Atlantic Christ115 48

Hampton

■ Loss,
 ■ Non-Conf, S Site,
 ■ Home
 ■ Away
 N Neutral

Average RPI Win:	248	WON-LOST	WINNING	LAST 10	STRENGTH OF	OPP. STRENGTH	TEAM	ADJ.	CONF.	ADJ CONF.
Average RPI Loss:	76	RECORD	PCT. RANK	GAMES	SCHEDULE	OF SCHEDULE	RPI	RPI	RPI	RPI
DIV. I ONLY	23- 9	55	1- 0	198	217	103	103	23	23	
DIV. I NON-CONF.	7- 7	162	0- 0	128	92	142	142	25	25	
TOTALS	RPI 1-25	RPI 26-50	W-L RECORDS	RPI 51-100	RPI 101-150	RPI 150+				
23- 9	0- 2	0- 1	OVERALL	2- 4	3- 1	18- 1				
14- 2	0- 0	0- 1	HOME	2- 1	2- 0	10- 0				
9- 5	0- 1	0- 0	AWAY	0- 3	1- 0	8- 1				
0- 2	0- 1	0- 0	NEUTRAL	0- 0	0- 1	0- 0				
7- 7	0- 2	0- 1	NON-CONFERENCE	1- 3	0- 1	6- 0				
4- 2	0- 0	0- 1	HOME	1- 1	0- 0	3- 0				
3- 3	0- 1	0- 0	AWAY	0- 2	0- 0	3- 0				
0- 2	0- 1	0- 0	NEUTRAL	0- 0	0- 1	0- 0				
16- 2	0- 0	0- 0	CONFERENCE	1- 1	3- 0	12- 1				
10- 0	0- 0	0- 0	HOME	1- 0	2- 0	7- 0				
6- 2	0- 0	0- 0	AWAY	0- 1	1- 0	5- 1				
0- 0	0- 0	0- 0	NEUTRAL	0- 0	0- 0	0- 0				

RPI 1-25				RPI 26-50				RPI 51-100				RPI 101+ Team's RPI: 103			
RPI	S	Opponent	Score	RPI	S	Opponent	Score	RPI	S	Opponent	Score	RPI	S	Opponent	Score
3	N	Louisville	69 86	41	H	Michigan St.	66 74	51	H	Princeton	38 75	138	A	Stony Brook	64 36
18	A	Miami (FL)	62 75					54	A	New Mexico	65 72	138	H	Stony Brook	64 59
								55	A	Villanova	41 59	138	H	Stony Brook	73 62
								61	A	Maine	58 78	149	N	Southern Ill.	50 72
								61	H	Maine	49 46	161	H	William & Mary	50 45
								88	H	Harvard	73 60	235	A	Albany (NY)	68 56
												235	H	Albany (NY)	82 35
												252	A	Binghamton	62 73
												252	H	Binghamton	63 50
												257	A	Rhode Island	65 51
												278	A	Vermont	76 48
												278	H	Vermont	61 32
												293	H	Bryant	67 57
												304	A	UMBC	66 52
												304	H	UMBC	65 48
												304	H	UMBC	92 47
												311	H	Morgan St.	80 59
												316	A	New Hampshire	66 48
												316	H	New Hampshire	56 49
												324	A	NJIT	84 53
												327	A	UMass Lowell	66 44
												327	H	UMass Lowell	69 45
												328	A	Central Conn. St.	54 52
LAST 12 Division I GAMES:															
138	H	Stony Brook	64 59	327	H	UMass Lowell	69 45								
304	H	UMBC	65 48	316	H	New Hampshire	56 49								
54	A	New Mexico	65 72	278	A	Vermont	76 48								
18	A	Miami (FL)	62 75	61	A	Maine	58 78								
235	A	Albany (NY)	68 56	304	H	UMBC	92 47								
252	H	Binghamton	63 50	138	H	Stony Brook	73 62								

Non-Div I Games:

Hartford

■ Loss,
■ Non-Conf, S Site,
■ Home
■ Away
N Neutral

Average RPI Win:	201	WON-LOST	WINNING	LAST 10	STRENGTH OF	OPP. STRENGTH	TEAM	ADJ.	CONF.	ADJ CONF.
Average RPI Loss:	79	RECORD	PCT. RANK	GAMES	SCHEDULE	OF SCHEDULE	RPI	RPI	RPI	RPI
DIV. I ONLY	16- 11	124	1- 0	71	114	88	88	11	11	
DIV. I NON-CONF.	7- 6	153	1- 0	51	55	76	76	11	11	
TOTALS	RPI 1-25	RPI 26-50	W-L RECORDS	RPI 51-100	RPI 101-150	RPI 150+				
16- 11	0- 1	1- 2	OVERALL	1- 5	2- 2	12- 1				
8- 4	0- 0	0- 2	HOME	1- 2	1- 0	6- 0				
7- 7	0- 1	1- 0	AWAY	0- 3	1- 2	5- 1				
1- 0	0- 0	0- 0	NEUTRAL	0- 0	0- 0	1- 0				
7- 6	0- 1	1- 2	NON-CONFERENCE	0- 2	1- 1	5- 0				
2- 3	0- 0	0- 2	HOME	0- 1	0- 0	2- 0				
4- 3	0- 1	1- 0	AWAY	0- 1	1- 1	2- 0				
1- 0	0- 0	0- 0	NEUTRAL	0- 0	0- 0	1- 0				
9- 5	0- 0	0- 0	CONFERENCE	1- 3	1- 1	7- 1				
6- 1	0- 0	0- 0	HOME	1- 1	1- 0	4- 0				
3- 4	0- 0	0- 0	AWAY	0- 2	0- 1	3- 1				
0- 0	0- 0	0- 0	NEUTRAL	0- 0	0- 0	0- 0				

RPI 1-25				RPI 26-50				RPI 51-100				Team's RPI: 88	RPI 101+			
RPI	S	Opponent	Score	RPI	S	Opponent	Score	RPI	S	Opponent	Score		RPI	S	Opponent	Score
1	A	Notre Dame	58 103	29	H	Rutgers	49 60	51	A	Princeton	58 61		103	A	Hartford	60 73
				39	H	Quinnipiac	67 72	51	H	Princeton	71 75		137	A	Yale	62 65
				40	A	California	85 79	60	A	Penn	70 75		137	H	Yale	83 69
								60	H	Penn	80 72		144	A	CSUN	75 55
								61	H	Maine	60 67		174	H	Boston U.	67 47
								90	A	Purdue	65 66		196	A	Cornell	68 61
													196	H	Cornell	80 38
													210	A	Dartmouth	73 57
													210	H	Dartmouth	56 46
													213	N	Jacksonville St.	69 62
													251	A	Columbia	65 75
													251	H	Columbia	69 56
													257	A	Rhode Island	80 47
													275	A	Siena	73 54
													281	A	Brown	100 83
													281	H	Brown	98 55
													284	H	La Salle	88 43
LAST 12 Division I GAMES:																
144	A	CSUN	75 55	281	H	Brown	98 55	60	H	Penn	80 72					
251	H	Columbia	69 56	51	H	Princeton	71 75	196	A	Cornell	68 61					
196	H	Cornell	80 38	251	A	Columbia	65 75	281	A	Brown	100 83					
51	A	Princeton	58 61													
60	A	Penn	70 75													
137	H	Yale	83 69													

Non-Div I Games:

Harvard

Hawaii

Through Games Of March 12, 2019

Average RPI Win: 225	WON-LOST	WINNING	LAST 10	STRENGTH OF	OPP. STRENGTH	TEAM	ADJ.	CONF.	ADJ CONF.
Average RPI Loss: 155	RECORD	PCT. RANK	GAMES	SCHEDULE	OF SCHEDULE	RPI	RPI	RPI	RPI
DIV. I ONLY	13- 15	198	0- 1	174	218	199	199	20	20
DIV. I NON-CONF.	3- 9	271	0- 1	133	146	259	259	20	20
TOTALS	RPI 1-25	RPI 26-50	W-L RECORDS	RPI 51-100	RPI 101-150	RPI 150+			
13- 15	0- 1	0- 0	OVERALL	2- 5	1- 1	10- 8			
7- 8	0- 1	0- 0	HOME	2- 3	0- 1	5- 3			
6- 6	0- 0	0- 0	AWAY	0- 1	1- 0	5- 5			
0- 1	0- 0	0- 0	NEUTRAL	0- 1	0- 0	0- 0			
3- 9	0- 1	0- 0	NON-CONFERENCE	1- 4	0- 0	2- 4			
2- 5	0- 1	0- 0	HOME	1- 3	0- 0	1- 1			
1- 3	0- 0	0- 0	AWAY	0- 0	0- 0	1- 3			
0- 1	0- 0	0- 0	NEUTRAL	0- 1	0- 0	0- 0			
10- 6	0- 0	0- 0	CONFERENCE	1- 1	1- 1	8- 4			
5- 3	0- 0	0- 0	HOME	1- 0	0- 1	4- 2			
5- 3	0- 0	0- 0	AWAY	0- 1	1- 0	4- 2			
0- 0	0- 0	0- 0	NEUTRAL	0- 0	0- 0	0- 0			

RPI 1-25				RPI 26-50				RPI 51-100				RPI 101+ Team's RPI: 199			
RPI	S	Opponent	Score	RPI	S	Opponent	Score	RPI	S	Opponent	Score	RPI	S	Opponent	Score
4	H	Stanford	59 81					62	H	FGCU	67 73	144	A	CSUN	69 68
								78	H	American	57 69	144	H	CSUN	29 49
								80	H	Idaho	69 61	152	A	UC Riverside	51 44
								84	A	UC Davis	46 72	152	H	UC Riverside	55 60
								84	H	UC Davis	65 60	176	A	UC Irvine	70 68
								92	N	Utah	48 73	176	H	UC Irvine	48 53
								97	H	Pepperdine	64 65	192	H	Portland	65 72
												202	A	UNLV	66 61
												204	A	San Diego St.	57 58
												245	A	Nevada	78 79
												261	A	Cal St. Fullerton	68 72
												261	H	Cal St. Fullerton	70 55
												265	A	Long Beach St.	40 56
												265	H	Long Beach St.	63 49
												271	A	San Diego	50 58
												290	A	UC Santa Barbara	47 35
												290	H	UC Santa Barbara	72 49
												319	A	Cal Poly	71 54
												319	H	Cal Poly	70 52
												337	H	Seattle U	67 51
LAST 12 Division I GAMES:															
				92	N	Utah	48 73	265	H	Long Beach St.	63 49				
				144	A	CSUN	69 68	290	H	UC Santa Barbara	72 49				
				152	A	UC Riverside	51 44	265	A	Long Beach St.	40 56				
				261	H	Cal St. Fullerton	70 55	176	A	UC Irvine	70 68				
				84	A	UC Davis	46 72	319	H	Cal Poly	70 52				
				176	H	UC Irvine	48 53	152	H	UC Riverside	55 60				

Non-Div I Games: Hawaii Pacific 66 51

Hawaii

■ Loss,
 ■ Non-Conf, S Site,
 ■ Home
 ■ Away
 N Neutral

Average RPI Win:	263	WON-LOST	WINNING	LAST 10	STRENGTH OF	OPP. STRENGTH	TEAM	ADJ.	CONF.	ADJ CONF.
Average RPI Loss:	88	RECORD	PCT. RANK	GAMES	SCHEDULE	OF SCHEDULE	RPI	RPI	RPI	RPI
DIV. I ONLY	20- 7	52	1- 0	212	299	95	95	27	27	
DIV. I NON-CONF.	5- 4	139	0- 0	130	205	105	105	29	29	
TOTALS	RPI 1-25	RPI 26-50	W-L RECORDS	RPI 51-100	RPI 101-150	RPI 150+				
20- 7	0- 1	0- 2	OVERALL	1- 2	0- 0	19- 2				
12- 1	0- 0	0- 0	HOME	1- 1	0- 0	11- 0				
8- 6	0- 1	0- 2	AWAY	0- 1	0- 0	8- 2				
0- 0	0- 0	0- 0	NEUTRAL	0- 0	0- 0	0- 0				
5- 4	0- 1	0- 2	NON-CONFERENCE	1- 0	0- 0	4- 1				
4- 0	0- 0	0- 0	HOME	1- 0	0- 0	3- 0				
1- 4	0- 1	0- 2	AWAY	0- 0	0- 0	1- 1				
0- 0	0- 0	0- 0	NEUTRAL	0- 0	0- 0	0- 0				
15- 3	0- 0	0- 0	CONFERENCE	0- 2	0- 0	15- 1				
8- 1	0- 0	0- 0	HOME	0- 1	0- 0	8- 0				
7- 2	0- 0	0- 0	AWAY	0- 1	0- 0	7- 1				
0- 0	0- 0	0- 0	NEUTRAL	0- 0	0- 0	0- 0				

RPI 1-25				RPI 26-50				RPI 51-100 Team's RPI: 95				RPI 101+			
RPI	S	Opponent	Score	RPI	S	Opponent	Score	RPI	S	Opponent	Score	RPI	S	Opponent	Score
22	A	Kentucky	49 71	47	A	Miami (OH)	55 68	78	H	American	66 61	153	A	Davidson	62 71
				50	A	Clemson	64 83	83	A	Radford	58 80	180	A	UNC Asheville	56 67
								83	H	Radford	79 84	180	H	UNC Asheville	82 81
												193	A	Hampton	104 98
												193	H	Hampton	82 73
												212	A	Campbell	70 69
												212	H	Campbell	65 60
												238	A	Gardner-Webb	78 61
												238	H	Gardner-Webb	78 70
												242	A	ETSU	73 65
												276	H	Norfolk St.	83 51
												292	A	Charleston So.	69 62
												292	H	Charleston So.	71 64
												305	H	Winthrop	56 54
												307	H	UNC Greensboro	82 75
												320	A	Presbyterian	70 63
												320	H	Presbyterian	79 40
												335	H	N.C. Central	80 69
												338	A	Longwood	65 54
												338	H	Longwood	70 47
												343	A	USC Upstate	87 61
LAST 12 Division I GAMES:															
212	A	Campbell	70 69	292	A	Charleston So.	69 62								
180	H	UNC Asheville	82 81	83	H	Radford	79 84								
193	A	Hampton	104 98	338	A	Longwood	65 54								
338	H	Longwood	70 47	193	H	Hampton	82 73								
238	H	Gardner-Webb	78 70	305	H	Winthrop	56 54								
320	A	Presbyterian	70 63	292	H	Charleston So.	71 64								

Non-Div I Games: Greensboro 102 50 Mars Hill 86 36

High Point

■ Loss,
 ■ Non-Conf, S Site,
 ■ Home
 ■ Away
 N Neutral

Hofstra

Through Games Of March 12, 2019

Average RPI Win: 234	WON-LOST	WINNING	LAST 10	STRENGTH OF	OPP. STRENGTH	TEAM	ADJ.	CONF.	ADJ CONF.
Average RPI Loss: 138	RECORD	PCT. RANK	GAMES	SCHEDULE	OF SCHEDULE	RPI	RPI	RPI	RPI
DIV. I ONLY	8- 21	284	0- 1	129	177	248	248	10	10
DIV. I NON-CONF.	5- 6	177	0- 0	202	335	199	199	10	10
TOTALS	RPI 1-25	RPI 26-50	W-L RECORDS	RPI 51-100	RPI 101-150	RPI 150+			
8- 21	0- 0	0- 2	OVERALL	0- 3	2- 8	6- 8			
3- 9	0- 0	0- 1	HOME	0- 1	1- 3	2- 4			
4- 10	0- 0	0- 1	AWAY	0- 1	1- 4	3- 4			
1- 2	0- 0	0- 0	NEUTRAL	0- 1	0- 1	1- 0			
5- 6	0- 0	0- 0	NON-CONFERENCE	0- 1	0- 2	5- 3			
1- 2	0- 0	0- 0	HOME	0- 0	0- 0	1- 2			
3- 2	0- 0	0- 0	AWAY	0- 0	0- 1	3- 1			
1- 2	0- 0	0- 0	NEUTRAL	0- 1	0- 1	1- 0			
3- 15	0- 0	0- 2	CONFERENCE	0- 2	2- 6	1- 5			
2- 7	0- 0	0- 1	HOME	0- 1	1- 3	1- 2			
1- 8	0- 0	0- 1	AWAY	0- 1	1- 3	0- 3			
0- 0	0- 0	0- 0	NEUTRAL	0- 0	0- 0	0- 0			

RPI 1-25				RPI 26-50				RPI 51-100				RPI 101+				Team's RPI: 248	
RPI	S	Opponent	Score	RPI	S	Opponent	Score	RPI	S	Opponent	Score	RPI	S	Opponent	Score		
				28	A	James Madison	54 77	59	N	Wright St.	64 93	101	A	Northeastern	63 62		
				28	H	James Madison	44 59	64	A	Drexel	39 62	101	H	Northeastern	78 61		
								64	H	Drexel	49 61	113	A	UNCW	54 89		
												113	H	UNCW	51 61		
												119	N	Marist	57 71		
												125	A	Towson	68 92		
												125	H	Towson	56 68		
												128	A	Delaware	47 57		
												128	H	Delaware	59 78		
												138	A	Stony Brook	49 77		
												161	A	William & Mary	72 83		
												161	H	William & Mary	55 60		
												177	A	Holy Cross	66 72		
												181	H	Sacred Heart	64 70		
												209	N	Stetson	53 50		
												224	A	Elon	52 55		
												224	H	Elon	64 77		
												251	H	Columbia	63 65		
												260	A	St. Bonaventure	67 59		
												275	A	Siena	57 50		
LAST 12 Division I GAMES:																	
				161	A	William & Mary	72 83	64	A	Drexel	39 62	295	A	Col. of Charleston	62 70		
				224	A	Elon	52 55	28	H	James Madison	44 59	295	H	Col. of Charleston	68 49		
				113	H	UNCW	51 61	125	H	Towson	56 68	304	A	UMBC	45 42		
				295	H	Col. of Charleston	68 49	295	A	Col. of Charleston	62 70	325	H	Iona	74 49		
				101	A	Northeastern	63 62	113	A	UNCW	54 89						
				128	A	Delaware	47 57	101	H	Northeastern	78 61						

Non-Div I Games: Wilmington (DE) 77 56

Hofstra

■ Loss,
 ■ Non-Conf,
 ■ S Site,
 ■ Home
 ■ A Away
 N Neutral

Holy Cross

Through Games Of March 12, 2019

Average RPI Win:	238	WON-LOST	WINNING	LAST 10	STRENGTH OF	OPP. STRENGTH	TEAM	ADJ.	CONF.	ADJ CONF.
Average RPI Loss:	191	RECORD	PCT. RANK	GAMES	SCHEDULE	OF SCHEDULE	RPI	RPI	RPI	RPI
DIV. I ONLY	18- 12	117	1- 0	297	240	177	177	18	18	
DIV. I NON-CONF.	8- 3	72	0- 0	341	291	205	205	21	21	
TOTALS	RPI 1-25	RPI 26-50	W-L RECORDS	RPI 51-100	RPI 101-150	RPI 150+				
18- 12	0- 0	1- 1	OVERALL	0- 2	0- 3	17- 6				
11- 4	0- 0	1- 0	HOME	0- 1	0- 1	10- 2				
7- 8	0- 0	0- 1	AWAY	0- 1	0- 2	7- 4				
0- 0	0- 0	0- 0	NEUTRAL	0- 0	0- 0	0- 0				
8- 3	0- 0	0- 0	NON-CONFERENCE	0- 0	0- 1	8- 2				
5- 1	0- 0	0- 0	HOME	0- 0	0- 0	5- 1				
3- 2	0- 0	0- 0	AWAY	0- 0	0- 1	3- 1				
0- 0	0- 0	0- 0	NEUTRAL	0- 0	0- 0	0- 0				
10- 9	0- 0	1- 1	CONFERENCE	0- 2	0- 2	9- 4				
6- 3	0- 0	1- 0	HOME	0- 1	0- 1	5- 1				
4- 6	0- 0	0- 1	AWAY	0- 1	0- 1	4- 3				
0- 0	0- 0	0- 0	NEUTRAL	0- 0	0- 0	0- 0				

RPI S	Opponent	Score	RPI S	Opponent	Score	RPI S	Opponent	Score	RPI S	Opponent	Score	Team's RPI: 177
43	A Bucknell	71 75	43	H Bucknell	61 60	78	A American	58 70	126	A Lehigh	55 64	
						78	H American	44 71	126	H Lehigh	74 79	
									132	A Boston College	63 89	
									171	H Rider	71 61	
									174	A Boston U.	72 70	
									174	A Boston U.	64 61	
									174	H Boston U.	75 69	
									235	A Albany (NY)	56 50	
									246	A Colgate	80 67	
									246	H Colgate	67 70	
									248	H Hofstra	72 66	
									255	A Navy	47 54	
									255	H Navy	47 44	
									257	H Rhode Island	73 65	
									263	H Manhattan	61 53	
									266	A Loyola Maryland	58 48	
									266	H Loyola Maryland	78 60	
									278	A Vermont	65 40	
									281	H Brown	85 89	
									291	A Army West Point	53 60	
									291	H Army West Point	58 39	
									293	A Bryant	81 62	
									316	A New Hampshire	62 74	
									317	A Lafayette	63 73	
									317	H Lafayette	56 53	
									327	H UMass Lowell	63 54	
LAST 12 Division I GAMES:												
174	A Boston U.	72 70	174	A Boston U.	64 61	255	H Navy	47 44				
126	H Lehigh	74 79	266	A Loyola Maryland	58 48							
246	A Colgate	80 67	317	H Lafayette	56 53							
78	H American	44 71	78	A American	58 70							
43	H Bucknell	61 60	43	A Bucknell	71 75							
291	A Army West Point	53 60										

Non-Div I Games:

Holy Cross

Loss, Non-Conf, S Site, H Home A Away N Neutral

Average RPI Win:	201	WON-LOST	WINNING	LAST 10	STRENGTH OF	OPP. STRENGTH	TEAM	ADJ.	CONF.	ADJ CONF.
Average RPI Loss:	70	RECORD	PCT. RANK	GAMES	SCHEDULE	OF SCHEDULE	RPI	RPI	RPI	RPI
DIV. I ONLY	15- 15	170	0- 1	63	82	109	109	9	9	
DIV. I NON-CONF.	6- 7	172	0- 0	80	107	116	116	8	8	
TOTALS	RPI 1-25	RPI 26-50	W-L RECORDS	RPI 51-100	RPI 101-150	RPI 150+				
15- 15	0- 5	0- 1	OVERALL	1- 4	1- 3	13- 2				
6- 7	0- 3	0- 0	HOME	1- 2	0- 2	5- 0				
9- 7	0- 2	0- 1	AWAY	0- 2	1- 0	8- 2				
0- 1	0- 0	0- 0	NEUTRAL	0- 0	0- 1	0- 0				
6- 7	0- 1	0- 1	NON-CONFERENCE	1- 3	0- 1	5- 1				
1- 4	0- 1	0- 0	HOME	1- 2	0- 1	0- 0				
5- 3	0- 0	0- 1	AWAY	0- 1	0- 0	5- 1				
0- 0	0- 0	0- 0	NEUTRAL	0- 0	0- 0	0- 0				
9- 8	0- 4	0- 0	CONFERENCE	0- 1	1- 2	8- 1				
5- 3	0- 2	0- 0	HOME	0- 0	0- 1	5- 0				
4- 4	0- 2	0- 0	AWAY	0- 1	1- 0	3- 1				
0- 1	0- 0	0- 0	NEUTRAL	0- 0	0- 1	0- 0				

RPI S Opponent	Score	RPI S Opponent	Score	RPI S Opponent	Score	RPI S Opponent	Score	Team's RPI: 109
6 A UConn	61 83	40 A California	79 80	54 H New Mexico	84 89	112 A South Fla.	54 52	
6 H UConn	61 81			62 A FGCU	71 76	112 H South Fla.	49 59	
15 A UCF	56 58			66 H Georgia Tech	95 89	112 N South Fla.	55 72	
15 H UCF	50 59			70 H UT Arlington	61 65	132 H Boston College	57 64	
17 H Texas A&M	52 68			76 A Cincinnati	57 68	159 H Tulsa	76 44	
						166 A Temple	65 76	
						166 H Temple	78 65	
						167 A Louisiana Tech	88 100	
						167 H Tulane	83 82	
						183 A Southern Miss.	61 44	
						191 H East Carolina	63 52	
						227 A George Mason	66 56	
						230 A Memphis	59 57	
						232 A SMU	72 61	
						232 H SMU	69 68	
						242 A ETSU	84 77	
						251 A Columbia	83 72	
						256 A Wichita St.	66 58	
						308 A Incarnate Word	79 60	
LAST 12 Division I GAMES:								
112 N South Fla.	55 72	191 H East Carolina	63 52					
15 H UCF	50 59	112 A South Fla.	54 52					
6 A UConn	61 83	166 A Temple	65 76					
112 H South Fla.	49 59	232 H SMU	69 68					
230 A Memphis	59 57	15 A UCF	56 58					
167 H Tulane	83 82	159 H Tulsa	76 44					

Non-Div I Games:

Houston

■ Loss,
 ■ Non-Conf, S Site,
 ■ Home
 ■ Away
 N Neutral

Houston Baptist

Through Games Of March 12, 2019

















































































































Average RPI Win:	294	WON-LOST	WINNING	LAST 10	STRENGTH OF	OPP. STRENGTH	TEAM	ADJ.	CONF.	ADJ CONF.
Average RPI Loss:	194	RECORD	PCT. RANK	GAMES	SCHEDULE	OF SCHEDULE	RPI	RPI	RPI	RPI
DIV. I ONLY	5- 19	317	0- 0	310	276	332	332	25	25	
DIV. I NON-CONF.	1- 5	311	0- 0	297	172	337	337	23	23	
TOTALS	RPI 1-25	RPI 26-50	W-L RECORDS	RPI 51-100	RPI 101-150	RPI 150+				
5- 19	0- 0	0- 0	OVERALL	0- 3	0- 3	5- 13				
3- 8	0- 0	0- 0	HOME	0- 1	0- 1	3- 6				
2- 11	0- 0	0- 0	AWAY	0- 2	0- 2	2- 7				
0- 0	0- 0	0- 0	NEUTRAL	0- 0	0- 0	0- 0				
1- 5	0- 0	0- 0	NON-CONFERENCE	0- 0	0- 2	1- 3				
1- 1	0- 0	0- 0	HOME	0- 0	0- 0	1- 1				
0- 4	0- 0	0- 0	AWAY	0- 0	0- 2	0- 2				
0- 0	0- 0	0- 0	NEUTRAL	0- 0	0- 0	0- 0				
4- 14	0- 0	0- 0	CONFERENCE	0- 3	0- 1	4- 10				
2- 7	0- 0	0- 0	HOME	0- 1	0- 1	2- 5				
2- 7	0- 0	0- 0	AWAY	0- 2	0- 0	2- 5				
0- 0	0- 0	0- 0	NEUTRAL	0- 0	0- 0	0- 0				

RPI 1-25			RPI 26-50			RPI 51-100			RPI 101+			Team's RPI: 332
RPI	S	Opponent	Score	RPI	S	Opponent	Score	RPI	S	Opponent	Score	
						53 Lamar University	50 63	141 Texas Tech			76 82	
						53 Lamar University	49 97	143 Oklahoma St.			44 77	
						63 SFA	53 65	145 Abilene Christian			62 72	
								157 Nicholls St.			54 77	
								157 Nicholls St.			55 58	
								158 Oral Roberts			56 74	
								172 Sam Houston St.			64 83	
								172 Sam Houston St.			63 74	
								188 North Texas			75 100	
								256 Wichita St.			50 68	
								274 A&M-Corpus Christi			74 56	
								274 A&M-Corpus Christi			56 70	
								282 New Orleans			83 74	
								286 Central Ark.			58 77	
								300 La.-Monroe			68 60	
								308 Incarnate Word			67 52	
								308 Incarnate Word			60 59	
								312 McNeese			71 81	
								312 McNeese			67 72	
								315 Northwestern St.			46 63	
								322 Southeastern La.			65 73	
LAST 12 Division I GAMES:												
274 A&M-Corpus Christi			74 56	157 Nicholls St.			55 58					
308 Incarnate Word			67 52	286 Central Ark.			58 77					
312 McNeese			67 72	63 SFA			53 65					
53 Lamar University			49 97	274 A&M-Corpus Christi			56 70					
172 Sam Houston St.			64 83	308 Incarnate Word			60 59					
315 Northwestern St.			46 63	312 McNeese			71 81					

Non-Div I Games: Howard Payne 93 60 Tex. A&M Int'l 81 48 McMurry 92 41 Southwest (NM) 100 57
Houston Baptist




Loss, Non-Conf, S Site, Home Away N Neutral

Average RPI Win: 304	WON-LOST	WINNING	LAST 10	STRENGTH OF	OPP. STRENGTH	TEAM	ADJ.	CONF.	ADJ CONF.
Average RPI Loss: 196	RECORD	PCT. RANK	GAMES	SCHEDULE	OF SCHEDULE	RPI	RPI	RPI	RPI
DIV. I ONLY	18- 12	117	1- 0	344	348	225	225	32	32
DIV. I NON-CONF.	7- 6	153	0- 0	291	302	196	196	32	32
TOTALS	RPI 1-25	RPI 26-50	W-L RECORDS	RPI 51-100	RPI 101-150	RPI 150+			
18- 12	0- 0	0- 1	OVERALL	0- 1	0- 1	18- 9			
8- 4	0- 0	0- 0	HOME	0- 0	0- 1	8- 3			
9- 8	0- 0	0- 1	AWAY	0- 1	0- 0	9- 6			
1- 0	0- 0	0- 0	NEUTRAL	0- 0	0- 0	1- 0			
7- 6	0- 0	0- 1	NON-CONFERENCE	0- 1	0- 1	7- 3			
2- 2	0- 0	0- 0	HOME	0- 0	0- 1	2- 1			
5- 4	0- 0	0- 1	AWAY	0- 1	0- 0	5- 2			
0- 0	0- 0	0- 0	NEUTRAL	0- 0	0- 0	0- 0			
11- 6	0- 0	0- 0	CONFERENCE	0- 0	0- 0	11- 6			
6- 2	0- 0	0- 0	HOME	0- 0	0- 0	6- 2			
4- 4	0- 0	0- 0	AWAY	0- 0	0- 0	4- 4			
1- 0	0- 0	0- 0	NEUTRAL	0- 0	0- 0	1- 0			

RPI S	Opponent	Score	RPI S	Opponent	Score	RPI S	Opponent	Score	RPI S	Opponent	Score	Team's RPI: 225
			36   North Carolina	63   85		76   Cincinnati	51   85		130   Mercer	70   85		
									161   William & Mary	75   88		
									197   N.C. A&T	58   63		
									207   UMES	72   80		
									207   UMES	73   80		
									212   Campbell	69 64		
									220   Bethune-Cookman	63   76		
									220   Bethune-Cookman	61 40		
									227   George Mason	73 59		
									272   Niagara	68 61		
									273   Richmond	60   67		
									275   Siena	81   86		
									276   Norfolk St.	59   74		
									276   Norfolk St.	74 70		
									284   La Salle	57 54		
									297   South Carolina St.	63   72		
									311   Morgan St.	74 62		
									311   Morgan St.	79 56		
									314   Coppin St.	88 81		
									321   FIU	89 62		
									324   NJIT	77 57		
									335   N.C. Central	80 70		
									340   Delaware St.	78 62		
									344   Fairleigh Dickinson	79 58		
									345   Savannah St.	106 70		
									346   Florida A&M	81 59		
LAST 12 Division I GAMES:												
			346   N Florida A&M	59 53		197   N.C. A&T	58   63					
			276   Norfolk St.	59   74		220   Bethune-Cookman	63   76					
			345   Savannah St.	106 70		346   Florida A&M	81 59					
			311   Morgan St.	74 62		276   Norfolk St.	74 70					
			314   Coppin St.	88 81		207   UMES	73   80					
			335   N.C. Central	80 70		340   Delaware St.	78 62					

Non-Div I Games:

Howard

 Loss,
  Non-Conf,
  S Site,
  Home
  Away
 N Neutral

RPI	S	Opponent	Score
346	H	Florida A&M	74 68
346	N	Florida A&M	59 53

H
o
w
a
r
d

H
o
w
a
r
d

Howard

IUPUI				STRENGTH OF SCHEDULE	OPP. STRENGTH OF SCHEDULE	TEAM RPI	ADJ. RPI	CONF. RPI	ADJ CONF. RPI
Average RPI Win:	241	WON-LOST RECORD	WINNING PCT. RANK						
Average RPI Loss:	98		LAST 10 GAMES						
DIV. I ONLY	19- 11	101	1- 0	214	188	131	131	21	21
DIV. I NON-CONF.	5- 5	162	0- 0	82	90	100	100	19	19

TOTALS	RPI 1-25	RPI 26-50	W-L RECORDS	RPI 51-100	RPI 101-150	RPI 150+			
19- 11	0- 1	0- 1	OVERALL	2- 5	2- 2	15- 2			
9- 4	0- 0	0- 1	HOME	0- 3	2- 0	7- 0			
9- 6	0- 1	0- 0	AWAY	1- 1	0- 2	8- 2			
1- 1	0- 0	0- 0	NEUTRAL	1- 1	0- 0	0- 0			
5- 5	0- 1	0- 1	NON-CONFERENCE	1- 1	1- 1	3- 1			
1- 2	0- 0	0- 1	HOME	0- 1	1- 0	0- 0			
3- 3	0- 1	0- 0	AWAY	0- 0	0- 1	3- 1			
1- 0	0- 0	0- 0	NEUTRAL	1- 0	0- 0	0- 0			
14- 6	0- 0	0- 0	CONFERENCE	1- 4	1- 1	12- 1			
8- 2	0- 0	0- 0	HOME	0- 2	1- 0	7- 0			
6- 3	0- 0	0- 0	AWAY	1- 1	0- 1	5- 1			
0- 1	0- 0	0- 0	NEUTRAL	0- 1	0- 0	0- 0			

RPI 1-25				RPI 26-50				RPI 51-100				RPI 101+ Team's RPI: 131			
RPI	S	Opponent	Score	RPI	S	Opponent	Score	RPI	S	Opponent	Score	RPI	S	Opponent	Score
7	A	Iowa	58 72	34	H	Ohio	66 73	59	A	Wright St.	59 66	110	H	UT Martin	73 72
								59	H	Wright St.	75 78	122	A	Youngstown St.	52 70
								59	N	Wright St.	51 60	122	H	Youngstown St.	64 44
								67	A	Green Bay	67 63	149	A	Southern Ill.	73 78
								67	H	Green Bay	43 45	184	A	Wisconsin	64 65
								89	H	UNI	40 53	198	A	Milwaukee	67 66
								91	N	VCU	63 61	198	H	Milwaukee	76 55
												231	A	Indiana St.	64 59
												237	A	Ole Miss	66 58
												244	A	Northern Ky.	57 60
												244	H	Northern Ky.	60 44
												244	H	Northern Ky.	70 48
												280	A	Cleveland St.	75 50
												280	H	Cleveland St.	64 36
												302	A	UTSA	58 50
												309	A	Oakland	76 70
												309	H	Oakland	82 53
												336	A	Detroit Mercy	58 41
												336	H	Detroit Mercy	82 47
												339	A	UIC	73 44
												339	H	UIC	71 43
LAST 12 Division I GAMES:															
244	H	Northern Ky.	60 44	309	A	Oakland	76 70								
59	N	Wright St.	51 60	280	H	Cleveland St.	64 36								
198	H	Milwaukee	76 55	122	H	Youngstown St.	64 44								
67	H	Green Bay	43 45	59	A	Wright St.	59 66								
339	A	UIC	73 44	244	A	Northern Ky.	57 60								
336	A	Detroit Mercy	58 41	67	A	Green Bay	67 63								

Non-Div I Games: Purdue Northwest 101 40

IUPUI

■ Loss,
 ■ Non-Conf, S Site,
 ■ Home
 ■ Away
 N Neutral

Idaho

Through Games Of March 12, 2019

Average RPI Win:	206	WON-LOST	WINNING	LAST 10	STRENGTH OF	OPP. STRENGTH	TEAM	ADJ.	CONF.	ADJ CONF.
Average RPI Loss:	111	RECORD	PCT. RANK	GAMES	SCHEDULE	OF SCHEDULE	RPI	RPI	RPI	RPI
DIV. I ONLY	20- 10	79	1- 0	133	147	80	80	16	16	
DIV. I NON-CONF.	3- 6	241	0- 0	45	39	130	130	13	13	
TOTALS	RPI 1-25	RPI 26-50	W-L RECORDS	RPI 51-100	RPI 101-150	RPI 150+				
20- 10	0- 2	0- 1	OVERALL	0- 1	7- 3	13- 3				
10- 2	0- 0	0- 0	HOME	0- 0	3- 2	7- 0				
9- 7	0- 2	0- 0	AWAY	0- 1	4- 1	5- 3				
1- 1	0- 0	0- 1	NEUTRAL	0- 0	0- 0	1- 0				
3- 6	0- 2	0- 1	NON-CONFERENCE	0- 1	2- 0	1- 2				
2- 0	0- 0	0- 0	HOME	0- 0	1- 0	1- 0				
1- 5	0- 2	0- 0	AWAY	0- 1	1- 0	0- 2				
0- 1	0- 0	0- 1	NEUTRAL	0- 0	0- 0	0- 0				
17- 4	0- 0	0- 0	CONFERENCE	0- 0	5- 3	12- 1				
8- 2	0- 0	0- 0	HOME	0- 0	2- 2	6- 0				
8- 2	0- 0	0- 0	AWAY	0- 0	3- 1	5- 1				
1- 0	0- 0	0- 0	NEUTRAL	0- 0	0- 0	1- 0				

RPI 1-25				RPI 26-50				RPI 51-100 Team's RPI: 80				RPI 101+			
RPI	S	Opponent	Score	RPI	S	Opponent	Score	RPI	S	Opponent	Score	RPI	S	Opponent	Score
4	A	Stanford	71 115	42	N	Boise St.	85 91	56	A	Wyoming	61 64	108	A	Idaho St.	86 72
13	A	Gonzaga	51 88									108	H	Idaho St.	67 73
												121	A	Northern Colo.	72 77
												121	H	Northern Colo.	72 86
												123	A	Portland St.	81 68
												123	H	Portland St.	80 78
												141	A	Texas Tech	88 77
												144	H	CSUN	88 73
												147	A	Montana St.	82 66
												147	H	Montana St.	90 65
												185	A	Montana	79 82
												185	H	Montana	76 68
												195	A	Eastern Wash.	75 74
												195	H	Eastern Wash.	84 68
												199	A	Hawaii	61 69
												221	A	Northern Ariz.	86 69
												221	H	Northern Ariz.	90 72
												221	N	Northern Ariz.	90 73
												250	H	San Francisco	70 63
												264	A	Sacramento St.	69 65
												264	H	Sacramento St.	104 66
												265	A	Long Beach St.	63 70
												269	A	Southern Utah	82 70
												269	H	Southern Utah	77 49
												313	A	Weber St.	79 74
												313	H	Weber St.	86 78
LAST 12 Division I GAMES:															
221	N	Northern Ariz.	90 73	221	H	Northern Ariz.	90 72								
108	H	Idaho St.	67 73	195	A	Eastern Wash.	75 74								
313	H	Weber St.	86 78	121	A	Northern Colo.	72 77								
264	A	Sacramento St.	69 65	147	H	Montana St.	90 65								
123	A	Portland St.	81 68	185	H	Montana	76 68								
269	H	Southern Utah	77 49	269	A	Southern Utah	82 70								

Non-Div I Games:

Idaho

■ Loss,
 ■ Non-Conf,
 ■ S Site,
 ■ Home
 ■ A Away
 N Neutral

Average RPI Win:	211	WON-LOST	WINNING	LAST 10	STRENGTH OF	OPP. STRENGTH	TEAM	ADJ.	CONF.	ADJ CONF.
Average RPI Loss:	118	RECORD	PCT. RANK	GAMES	SCHEDULE	OF SCHEDULE	RPI	RPI	RPI	RPI
DIV. I ONLY	19- 10	89	0- 1	154	175	108	108	16	16	
DIV. I NON-CONF.	4- 4	162	0- 0	58	174	89	89	13	13	
TOTALS	RPI 1-25	RPI 26-50	W-L RECORDS	RPI 51-100	RPI 101-150	RPI 150+				
19- 10	0- 1	0- 0	OVERALL	2- 4	4- 2	13- 3				
9- 3	0- 0	0- 0	HOME	1- 1	2- 1	6- 1				
9- 5	0- 1	0- 0	AWAY	1- 2	2- 1	6- 1				
1- 2	0- 0	0- 0	NEUTRAL	0- 1	0- 0	1- 1				
4- 4	0- 1	0- 0	NON-CONFERENCE	1- 3	0- 0	3- 0				
2- 0	0- 0	0- 0	HOME	1- 0	0- 0	1- 0				
1- 3	0- 1	0- 0	AWAY	0- 2	0- 0	1- 0				
1- 1	0- 0	0- 0	NEUTRAL	0- 1	0- 0	1- 0				
15- 6	0- 0	0- 0	CONFERENCE	1- 1	4- 2	10- 3				
7- 3	0- 0	0- 0	HOME	0- 1	2- 1	5- 1				
8- 2	0- 0	0- 0	AWAY	1- 0	2- 1	5- 1				
0- 1	0- 0	0- 0	NEUTRAL	0- 0	0- 0	0- 1				

RPI 1-25				RPI 26-50				RPI 51-100				RPI 101+ Team's RPI: 108			
RPI	S	Opponent	Score	RPI	S	Opponent	Score	RPI	S	Opponent	Score	RPI	S	Opponent	Score
13	A	Gonzaga	51 70					66	N	Georgia Tech	51 74	121	A	Northern Colo.	56 60
								80	A	Idaho	73 67	121	H	Northern Colo.	59 61
								80	H	Idaho	72 86	123	A	Portland St.	58 57
								82	A	Arizona	46 71	123	H	Portland St.	72 54
								92	A	Utah	60 74	147	A	Montana St.	62 49
								97	H	Pepperdine	65 63	147	H	Montana St.	61 43
												185	A	Montana	59 60
												185	H	Montana	50 34
												195	A	Eastern Wash.	74 45
												195	H	Eastern Wash.	63 48
												195	N	Eastern Wash.	65 67
												218	A	California Baptist	72 57
												221	A	Northern Ariz.	80 69
												221	H	Northern Ariz.	77 81
												264	A	Sacramento St.	56 42
												264	H	Sacramento St.	73 43
												269	A	Southern Utah	69 57
												269	H	Southern Utah	80 47
												289	H	Utah Valley	80 68
												298	N	Kennesaw St.	60 49
												313	A	Weber St.	70 57
												313	H	Weber St.	84 57
LAST 12 Division I GAMES:															
195	N	Eastern Wash.	65 67	185	A	Montana	59 60	147	A	Montana St.	62 49	269	H	Southern Utah	80 47
80	A	Idaho	73 67	269	H	Southern Utah	80 47	221	H	Northern Ariz.	77 81	123	A	Portland St.	58 57
195	A	Eastern Wash.	74 45	123	A	Portland St.	58 57	264	A	Sacramento St.	56 42				
121	H	Northern Colo.	59 61												
313	H	Weber St.	84 57												
123	H	Portland St.	72 54												

Non-Div I Games: Benedictine Mesa 88 51

Idaho St.

■ Loss,
 ■ Non-Conf, S Site,
 ■ Home
 ■ Away
 N Neutral

Average RPI Win:	240	WON-LOST	WINNING	LAST 10	STRENGTH OF	OPP. STRENGTH	TEAM	ADJ.	CONF.	ADJ CONF.
Average RPI Loss:	81	RECORD	PCT. RANK	GAMES	SCHEDULE	OF SCHEDULE	RPI	RPI	RPI	RPI
DIV. I ONLY	10- 20	262	0- 1	107	78	226	226	4	4	
DIV. I NON-CONF.	8- 3	72	0- 0	308	257	188	188	6	6	
TOTALS	RPI 1-25	RPI 26-50	W-L RECORDS	RPI 51-100	RPI 101-150	RPI 150+				
10- 20	0- 4	0- 6	OVERALL	0- 4	1- 4	9- 2				
8- 9	0- 2	0- 4	HOME	0- 1	0- 2	8- 0				
2- 9	0- 2	0- 2	AWAY	0- 2	1- 2	1- 1				
0- 2	0- 0	0- 0	NEUTRAL	0- 1	0- 0	0- 1				
8- 3	0- 0	0- 2	NON-CONFERENCE	0- 0	0- 0	8- 1				
7- 1	0- 0	0- 1	HOME	0- 0	0- 0	7- 0				
1- 1	0- 0	0- 1	AWAY	0- 0	0- 0	1- 0				
0- 1	0- 0	0- 0	NEUTRAL	0- 0	0- 0	0- 1				
2- 17	0- 4	0- 4	CONFERENCE	0- 4	1- 4	1- 1				
1- 8	0- 2	0- 3	HOME	0- 1	0- 2	1- 0				
1- 8	0- 2	0- 1	AWAY	0- 2	1- 2	0- 1				
0- 1	0- 0	0- 0	NEUTRAL	0- 1	0- 0	0- 0				

RPI 1-25				RPI 26-50				RPI 51-100				RPI 101+ Team's RPI: 226			
RPI	S	Opponent	Score	RPI	S	Opponent	Score	RPI	S	Opponent	Score	RPI	S	Opponent	Score
7	A	Iowa	66 88	29	H	Rutgers	60 71	90	A	Purdue	50 72	107	A	Minnesota	66 62
7	H	Iowa	75 94	31	H	Missouri	45 67	90	N	Purdue	60 72	115	A	Northwestern	45 68
14	A	Maryland	62 71	41	A	Michigan St.	60 77	94	H	Nebraska	67 77	115	H	Northwestern	56 64
14	H	Maryland	66 80	45	H	Michigan	56 70	100	A	Ohio St.	70 78	146	A	Penn St.	48 62
				46	H	Indiana	83 85					146	H	Penn St.	65 76
				50	A	Clemson	67 69					184	A	Wisconsin	67 75
												184	H	Wisconsin	78 68
												194	H	Eastern Mich.	72 66
												231	H	Indiana St.	75 57
												239	H	SIUE	74 57
												251	H	Columbia	76 69
												259	H	Murray St.	84 52
												264	N	Sacramento St.	107 109
												301	H	Alabama A&M	88 60
												310	H	Valparaiso	73 54
												319	A	Cal Poly	74 51
LAST 12 Division I GAMES:															
		90	N	Purdue	60	72			184	H	Wisconsin	78	68		
		14	A	Maryland	62	71			90	A	Purdue	50	72		
		146	H	Penn St.	65	76			14	H	Maryland	66	80		
		184	A	Wisconsin	67	75			100	A	Ohio St.	70	78		
		45	H	Michigan	56	70			115	H	Northwestern	56	64		
		7	A	Iowa	66	88			41	A	Michigan St.	60	77		

Non-Div I Games:

Illinois

■ Loss,
■ Non-Conf,
■ S Site,
■ H Home
■ A Away
N Neutral

Average RPI Win:	222	WON-LOST	WINNING	LAST 10	STRENGTH OF	OPP. STRENGTH	TEAM	ADJ.	CONF.	ADJ CONF.
Average RPI Loss:	152	RECORD	PCT. RANK	GAMES	SCHEDULE	OF SCHEDULE	RPI	RPI	RPI	RPI
DIV. I ONLY	17- 11	114	1- 0	219	213	140	140	13	13	
DIV. I NON-CONF.	6- 4	125	0- 0	299	310	173	173	15	15	
TOTALS	RPI 1-25	RPI 26-50	W-L RECORDS	RPI 51-100	RPI 101-150	RPI 150+				
17- 11	0- 2	0- 0	OVERALL	3- 2	2- 0	12- 7				
10- 3	0- 1	0- 0	HOME	1- 1	1- 0	8- 1				
7- 8	0- 1	0- 0	AWAY	2- 1	1- 0	4- 6				
0- 0	0- 0	0- 0	NEUTRAL	0- 0	0- 0	0- 0				
6- 4	0- 0	0- 0	NON-CONFERENCE	0- 1	0- 0	6- 3				
4- 0	0- 0	0- 0	HOME	0- 0	0- 0	4- 0				
2- 4	0- 0	0- 0	AWAY	0- 1	0- 0	2- 3				
0- 0	0- 0	0- 0	NEUTRAL	0- 0	0- 0	0- 0				
11- 7	0- 2	0- 0	CONFERENCE	3- 1	2- 0	6- 4				
6- 3	0- 1	0- 0	HOME	1- 1	1- 0	4- 1				
5- 4	0- 1	0- 0	AWAY	2- 0	1- 0	2- 3				
0- 0	0- 0	0- 0	NEUTRAL	0- 0	0- 0	0- 0				

RPI 1-25				RPI 26-50				RPI 51-100				RPI 101+ Team's RPI: 140			
RPI	S	Opponent	Score	RPI	S	Opponent	Score	RPI	S	Opponent	Score	RPI	S	Opponent	Score
16	A	Drake	61 88					71	A	Missouri St.	60 56	149	A	Southern Ill.	68 66
16	H	Drake	64 82					71	H	Missouri St.	47 59	149	H	Southern Ill.	60 52
								74	A	Butler	56 58	151	A	Bradley	65 75
								89	A	UNI	54 53	151	H	Bradley	68 79
								89	H	UNI	66 64	182	H	Saint Louis	72 67
												194	A	Eastern Mich.	41 50
												222	H	North Dakota	67 55
												231	A	Indiana St.	44 59
												231	H	Indiana St.	78 70
												239	A	SIUE	61 68
												243	A	UMKC	62 55
												244	A	Northern Ky.	58 53
												253	A	Loyola Chicago	59 62
												253	H	Loyola Chicago	65 52
												258	H	Austin Peay	61 49
												280	A	Cleveland St.	63 67
												309	H	Oakland	62 56
												310	A	Valparaiso	70 67
												310	H	Valparaiso	74 53
												330	A	Evansville	72 61
												330	H	Evansville	82 59
LAST 12 Division I GAMES:															
89	A	UNI	54 53	71	A	Missouri St.	60 56								
16	A	Drake	61 88	231	H	Indiana St.	78 70								
310	H	Valparaiso	74 53	330	H	Evansville	82 59								
253	H	Loyola Chicago	65 52	310	A	Valparaiso	70 67								
151	A	Bradley	65 75	253	A	Loyola Chicago	59 62								
149	A	Southern Ill.	68 66	151	H	Bradley	68 79								

Non-Div I Games: Maryville (MO) 61 52

Illinois St.

Incarnate Word

Through Games Of March 12, 2019

Average RPI Win:	301	WON-LOST	WINNING	LAST 10	STRENGTH OF	OPP. STRENGTH	TEAM	ADJ.	CONF.	ADJ CONF.
Average RPI Loss:	162	RECORD	PCT. RANK	GAMES	SCHEDULE	OF SCHEDULE	RPI	RPI	RPI	RPI
DIV. I ONLY	5- 24	329	0- 1	150	280	308	308	25	25	
DIV. I NON-CONF.	0- 11	336	0- 0	79	183	300	300	23	23	
TOTALS	RPI 1-25	RPI 26-50	W-L RECORDS	RPI 51-100	RPI 101-150	RPI 150+				
5- 24	0- 1	0- 2	OVERALL	0- 6	0- 4	5- 11				
4- 9	0- 0	0- 1	HOME	0- 3	0- 2	4- 3				
1- 15	0- 1	0- 1	AWAY	0- 3	0- 2	1- 8				
0- 0	0- 0	0- 0	NEUTRAL	0- 0	0- 0	0- 0				
0- 11	0- 1	0- 2	NON-CONFERENCE	0- 2	0- 2	0- 4				
0- 4	0- 0	0- 1	HOME	0- 1	0- 1	0- 1				
0- 7	0- 1	0- 1	AWAY	0- 1	0- 1	0- 3				
0- 0	0- 0	0- 0	NEUTRAL	0- 0	0- 0	0- 0				
5- 13	0- 0	0- 0	CONFERENCE	0- 4	0- 2	5- 7				
4- 5	0- 0	0- 0	HOME	0- 2	0- 1	4- 2				
1- 8	0- 0	0- 0	AWAY	0- 2	0- 1	1- 5				
0- 0	0- 0	0- 0	NEUTRAL	0- 0	0- 0	0- 0				

RPI 1-25				RPI 26-50				RPI 51-100				RPI 101+				Team's RPI: 308	
RPI	S	Opponent	Score	RPI	S	Opponent	Score	RPI	S	Opponent	Score	RPI	S	Opponent	Score		
23	A	Arizona St.	43 81	35	H	Rice	63 74	53	A	Lamar University	53 79	107	A	Minnesota	39 75		
				38	A	South Dakota	43 96	53	H	Lamar University	51 77	109	H	Houston	60 79		
								63	A	SFA	48 65	145	A	Abilene Christian	53 102		
								63	H	SFA	56 66	145	H	Abilene Christian	50 71		
								70	H	UT Arlington	49 97	157	A	Nicholls St.	62 86		
								82	A	Arizona	42 84	172	H	Sam Houston St.	56 76		
												204	A	San Diego St.	38 81		
												205	A	Massachusetts	59 71		
												274	A	A&M-Corpus Christi	49 57		
												274	H	A&M-Corpus Christi	77 72		
												282	A	New Orleans	55 58		
												282	H	New Orleans	81 69		
												286	A	Central Ark.	43 74		
												312	A	McNeese	68 66		
												313	H	Weber St.	64 72		
												315	H	Northwestern St.	100 91		
												322	H	Southeastern La.	76 69		
												332	A	Houston Baptist	59 60		
												332	H	Houston Baptist	52 67		
												341	A	Grand Canyon	63 74		
LAST 12 Division I GAMES:																	
145	A	Abilene Christian	53 102	145	H	Abilene Christian	50 71										
332	H	Houston Baptist	52 67	322	H	Southeastern La.	76 69										
274	H	A&M-Corpus Christi	77 72	274	A	A&M-Corpus Christi	49 57										
315	H	Northwestern St.	100 91	282	A	New Orleans	55 58										
63	A	SFA	48 65	332	A	Houston Baptist	59 60										
53	A	Lamar University	53 79	282	H	New Orleans	81 69										

Non-Div I Games:

Incarnate Word

Loss, Non-Conf, S Site, H Home A Away N Neutral

Indiana

Through Games Of March 12, 2019

Average RPI Win:	124	WON-LOST	WINNING	LAST 10	STRENGTH OF	OPP. STRENGTH	TEAM	ADJ.	CONF.	ADJ CONF.
Average RPI Loss:	74	RECORD	PCT. RANK	GAMES	SCHEDULE	OF SCHEDULE	RPI	RPI	RPI	RPI
DIV. I ONLY	20- 12	104	1- 0	37	62	46	46	4	4	
DIV. I NON-CONF.	11- 1	13	0- 0	112	93	21	21	6	6	
TOTALS	RPI 1-25	RPI 26-50	W-L RECORDS	RPI 51-100	RPI 101-150	RPI 150+				
20- 12	1- 2	4- 4	OVERALL	4- 2	5- 3	6- 1				
11- 4	1- 1	2- 1	HOME	3- 0	2- 2	3- 0				
6- 6	0- 0	1- 3	AWAY	1- 2	1- 1	3- 0				
3- 2	0- 1	1- 0	NEUTRAL	0- 0	2- 0	0- 1				
11- 1	0- 0	2- 0	NON-CONFERENCE	2- 0	3- 0	4- 1				
6- 0	0- 0	0- 0	HOME	2- 0	1- 0	3- 0				
3- 0	0- 0	1- 0	AWAY	0- 0	1- 0	1- 0				
2- 1	0- 0	1- 0	NEUTRAL	0- 0	1- 0	0- 1				
9- 11	1- 2	2- 4	CONFERENCE	2- 2	2- 3	2- 0				
5- 4	1- 1	2- 1	HOME	1- 0	1- 2	0- 0				
3- 6	0- 0	0- 3	AWAY	1- 2	0- 1	2- 0				
1- 1	0- 1	0- 0	NEUTRAL	0- 0	1- 0	0- 0				

RPI 1-25				RPI 26-50				Team's RPI: 46	RPI 51-100				RPI 101+			
RPI	S	Opponent	Score	RPI	S	Opponent	Score		RPI	S	Opponent	Score	RPI	S	Opponent	Score
7	H	Iowa	75 73	29	A	Rutgers	64 69		71	H	Missouri St.	98 74	105	N	Loyola Marymount	67 43
7	N	Iowa	61 70	29	H	Rutgers	61 69		74	H	Butler	66 46	107	H	Minnesota	61 65
14	H	Maryland	56 76	33	A	UCLA	67 65		90	A	Purdue	53 56	107	N	Minnesota	66 58
				38	N	South Dakota	68 60		90	H	Purdue	73 51	115	A	Northwestern	49 69
				41	A	Michigan St.	61 77		94	A	Nebraska	82 78	115	H	Northwestern	69 75
				41	H	Michigan St.	68 64		100	A	Ohio St.	50 55	124	H	Northern Ill.	91 73
				45	A	Michigan	58 67						146	H	Penn St.	83 75
				45	H	Michigan	70 60						150	A	Wake Forest	87 73
													184	A	Wisconsin	75 68
													198	H	Milwaukee	68 66
													201	N	Grambling	62 65
													214	H	Florida	83 64
													226	A	Illinois	85 83
													233	H	North Florida	75 52
													309	A	Oakland	59 32
LAST 12 Division I GAMES:																
107	N	Minnesota	66 58	45	A	Michigan	58 67									
7	N	Iowa	61 70	41	A	Michigan St.	61 77									
90	H	Purdue	73 51	107	H	Minnesota	61 65									
115	A	Northwestern	49 69	94	A	Nebraska	82 78									
7	H	Iowa	75 73	29	A	Rutgers	64 69									
29	H	Rutgers	61 69	14	H	Maryland	56 76									

Non-Div I Games:

Indiana

■ Loss,
 ■ Non-Conf,
 S Site,
 ■ Home
 ■ Away
 N Neutral

Average RPI Win:	255	WON-LOST	WINNING	LAST 10	STRENGTH OF	OPP. STRENGTH	TEAM	ADJ.	CONF.	ADJ CONF.
Average RPI Loss:	149	RECORD	PCT. RANK	GAMES	SCHEDULE	OF SCHEDULE	RPI	RPI	RPI	RPI
DIV. I ONLY	10- 18	250	0- 1	197	230	231	231	13	13	
DIV. I NON-CONF.	5- 5	162	0- 0	273	334	192	192	15	15	
TOTALS	RPI 1-25	RPI 26-50	W-L RECORDS	RPI 51-100	RPI 101-150	RPI 150+				
10- 18	0- 2	0- 0	OVERALL	0- 5	2- 3	8- 8				
3- 8	0- 1	0- 0	HOME	0- 2	1- 2	2- 3				
7- 9	0- 1	0- 0	AWAY	0- 3	1- 1	6- 4				
0- 1	0- 0	0- 0	NEUTRAL	0- 0	0- 0	0- 1				
5- 5	0- 0	0- 0	NON-CONFERENCE	0- 1	0- 1	5- 3				
1- 1	0- 0	0- 0	HOME	0- 0	0- 1	1- 0				
4- 3	0- 0	0- 0	AWAY	0- 1	0- 0	4- 2				
0- 1	0- 0	0- 0	NEUTRAL	0- 0	0- 0	0- 1				
5- 13	0- 2	0- 0	CONFERENCE	0- 4	2- 2	3- 5				
2- 7	0- 1	0- 0	HOME	0- 2	1- 1	1- 3				
3- 6	0- 1	0- 0	AWAY	0- 2	1- 1	2- 2				
0- 0	0- 0	0- 0	NEUTRAL	0- 0	0- 0	0- 0				

RPI 1-25				RPI 26-50				RPI 51-100				RPI 101+ Team's RPI: 231			
RPI	S	Opponent	Score	RPI	S	Opponent	Score	RPI	S	Opponent	Score	RPI	S	Opponent	Score
16	A	Drake	77 96					71	A	Missouri St.	58 71	131	H	IUPUI	59 64
16	H	Drake	68 70					71	H	Missouri St.	66 76	140	A	Illinois St.	70 78
								74	A	Butler	49 72	140	H	Illinois St.	59 44
								89	A	UNI	63 71	149	A	Southern Ill.	61 58
								89	H	UNI	51 71	149	H	Southern Ill.	61 80
												151	A	Bradley	80 81
												151	H	Bradley	45 61
												176	N	UC Irvine	61 77
												182	A	Saint Louis	60 56
												203	A	Marshall	62 53
												226	A	Illinois	57 75
												241	A	Southeast Mo. St.	62 51
												253	A	Loyola Chicago	54 56
												253	H	Loyola Chicago	36 44
												294	A	Eastern Ill.	39 63
												310	A	Valparaiso	86 82
												310	H	Valparaiso	67 59
												330	A	Evansville	76 69
												330	H	Evansville	56 59
												339	H	UIC	60 53
												341	A	Grand Canyon	88 81
LAST 12 Division I GAMES:															
71	H	Missouri St.	66 76	253	H	Loyola Chicago	36 44								
149	H	Southern Ill.	61 80	140	A	Illinois St.	70 78								
330	H	Evansville	56 59	151	A	Bradley	80 81								
16	A	Drake	77 96	330	A	Evansville	76 69								
89	A	UNI	63 71	89	H	UNI	51 71								
310	H	Valparaiso	67 59	16	H	Drake	68 70								

Non-Div I Games: Davenport 79 43

Indiana St.

Loss, Non-Conf, S Site, H Home A Away N Neutral

Average RPI Win: 281	WON-LOST	WINNING	LAST 10	STRENGTH OF	OPP. STRENGTH	TEAM	ADJ.	CONF.	ADJ CONF.
Average RPI Loss: 183	RECORD	PCT. RANK	GAMES	SCHEDULE	OF SCHEDULE	RPI	RPI	RPI	RPI
DIV. I ONLY	5- 26	335	1- 0	225	262	325	325	26	26
DIV. I NON-CONF.	1- 10	329	0- 0	55	101	278	278	27	27
TOTALS	RPI 1-25	RPI 26-50	W-L RECORDS	RPI 51-100	RPI 101-150	RPI 150+			
5- 26	0- 0	0- 3	OVERALL	0- 3	0- 3	5- 17			
2- 13	0- 0	0- 2	HOME	0- 2	0- 2	2- 7			
2- 12	0- 0	0- 1	AWAY	0- 1	0- 1	2- 9			
1- 1	0- 0	0- 0	NEUTRAL	0- 0	0- 0	1- 1			
1- 10	0- 0	0- 2	NON-CONFERENCE	0- 3	0- 2	1- 3			
1- 5	0- 0	0- 1	HOME	0- 2	0- 2	1- 0			
0- 5	0- 0	0- 1	AWAY	0- 1	0- 0	0- 3			
0- 0	0- 0	0- 0	NEUTRAL	0- 0	0- 0	0- 0			
4- 16	0- 0	0- 1	CONFERENCE	0- 0	0- 1	4- 14			
1- 8	0- 0	0- 1	HOME	0- 0	0- 0	1- 7			
2- 7	0- 0	0- 0	AWAY	0- 0	0- 1	2- 6			
1- 1	0- 0	0- 0	NEUTRAL	0- 0	0- 0	1- 1			

RPI S	Opponent	Score	RPI S	Opponent	Score	RPI S	Opponent	Score	RPI S	Opponent	Score	Team's RPI: 325
27	H Central Mich.	39 82	60	H Penn	43 66	114	H St. John's (NY)	35 61				
39	H Quinnipiac	39 76	75	A Toledo	38 84	119	A Marist	36 76				
43	A Bucknell	43 81	86	H Fordham	40 57	138	H Stony Brook	51 53				
						154	A Kansas	44 75				
						166	A Temple	39 59				
						171	A Rider	64 75				
						171	H Rider	58 66				
						171	N Rider	46 54				
						216	A Monmouth	52 51				
						216	H Monmouth	38 55				
						219	H George Washington	52 43				
						248	A Hofstra	49 74				
						263	A Manhattan	33 55				
						263	H Manhattan	52 54				
						272	A Niagara	53 72				
						272	H Niagara	46 58				
						275	A Siena	47 59				
						275	H Siena	45 66				
						275	N Siena	75 64				
						282	A Fairfield	56 67				
						282	H Fairfield	42 55				
						287	A Canisius	47 67				
						287	H Canisius	40 48				
						347	A Saint Peter's	58 53				
						347	H Saint Peter's	61 57				
LAST 12 Division I GAMES:												
275	N Siena	75 64	216	A Monmouth	52 51							
171	N Rider	46 54	171	A Rider	64 75							
347	A Saint Peter's	58 53	275	H Siena	45 66							
282	A Fairfield	56 67	272	A Niagara	53 72							
263	H Manhattan	52 54	287	A Canisius	47 67							
347	H Saint Peter's	61 57	39	H Quinnipiac	39 76							

Non-Div I Games:

Iona

■ Loss,
 ■ Non-Conf,
 ■ S Site,
 ■ Home
 ■ A Away
 N Neutral

Average RPI Win:	104	WON-LOST	WINNING	LAST 10	STRENGTH OF	OPP. STRENGTH	TEAM	ADJ.	CONF.	ADJ CONF.
Average RPI Loss:	41	RECORD	PCT. RANK	GAMES	SCHEDULE	OF SCHEDULE	RPI	RPI	RPI	RPI
DIV. I ONLY	26- 6	21	1- 0	9	40	7	7	4	4	
DIV. I NON-CONF.	9- 2	43	0- 0	10	31	9	9	6	6	
TOTALS	RPI 1-25	RPI 26-50	W-L RECORDS	RPI 51-100	RPI 101-150	RPI 150+				
26- 6	4- 2	5- 3	OVERALL	6- 1	5- 0	6- 0				
15- 0	2- 0	3- 0	HOME	3- 0	2- 0	5- 0				
7- 5	1- 1	0- 3	AWAY	2- 1	3- 0	1- 0				
4- 1	1- 1	2- 0	NEUTRAL	1- 0	0- 0	0- 0				
9- 2	2- 2	0- 0	NON-CONFERENCE	2- 0	2- 0	3- 0				
6- 0	1- 0	0- 0	HOME	1- 0	1- 0	3- 0				
2- 1	1- 1	0- 0	AWAY	0- 0	1- 0	0- 0				
1- 1	0- 1	0- 0	NEUTRAL	1- 0	0- 0	0- 0				
17- 4	2- 0	5- 3	CONFERENCE	4- 1	3- 0	3- 0				
9- 0	1- 0	3- 0	HOME	2- 0	1- 0	2- 0				
5- 4	0- 0	0- 3	AWAY	2- 1	2- 0	1- 0				
3- 0	1- 0	2- 0	NEUTRAL	0- 0	0- 0	0- 0				

RPI	S	Opponent	Score	RPI	S	Opponent	Score	RPI	S	Opponent	Score	RPI	S	Opponent	Score
1	A	Notre Dame	71 105	29	H	Rutgers	72 66	81	N	West Virginia	84 81	104	A	Western Ky.	104 67
11	H	Iowa St.	73 70	29	N	Rutgers	72 67	89	H	UNI	83 57	107	A	Minnesota	81 63
14	H	Maryland	86 73	41	A	Michigan St.	70 84	90	A	Purdue	57 62	115	H	Northwestern	74 50
14	N	Maryland	90 76	41	H	Michigan St.	86 71	90	H	Purdue	72 58	131	H	IUPUI	72 58
16	A	Drake	91 82	45	A	Michigan	81 90	94	A	Nebraska	74 58	146	A	Penn St.	81 61
21	N	Florida St.	67 71	45	H	Michigan	75 61	94	H	Nebraska	77 71	158	H	Oral Roberts	90 77
				46	A	Indiana	73 75	100	A	Ohio St.	78 52	178	H	Robert Morris	92 63
				46	N	Indiana	70 61					184	H	Wisconsin	71 53
												226	A	Illinois	94 75
												226	H	Illinois	88 66
												335	H	N.C. Central	106 39
LAST 12 Division I GAMES:															
46	N	Indiana	70 61	46	A	Indiana	73 75								
29	N	Rutgers	72 67	14	H	Maryland	86 73								
14	N	Maryland	90 76	226	H	Illinois	88 66								
21	N	Florida St.	67 71	100	A	Ohio St.	78 52								
115	H	Northwestern	74 50	41	H	Michigan St.	86 71								
94	A	Nebraska	74 58	146	A	Penn St.	81 61								

Non-Div I Games:

Iowa

Average RPI Win: 112		WON-LOST	WINNING	LAST 10	STRENGTH OF		OPP. STRENGTH	TEAM	ADJ.	CONF.	ADJ CONF.
Average RPI Loss: 28		RECORD	PCT. RANK	GAMES	SCHEDULE		OF SCHEDULE	RPI	RPI	RPI	RPI
DIV. I ONLY		25- 8	45	1- 0	4		25	11	11	3	3
DIV. I NON-CONF.		10- 2	37	0- 0	12		77	10	10	3	3
TOTALS		RPI 1-25	RPI 26-50		W-L RECORDS		RPI 51-100	RPI 101-150		RPI 150+	
25- 8	2- 4	6- 2		OVERALL		3- 2	5- 0		9- 0		
16- 2	2- 1	3- 1		HOME		3- 0	3- 0		5- 0		
6- 5	0- 2	2- 1		AWAY		0- 2	2- 0		2- 0		
3- 1	0- 1	1- 0		NEUTRAL		0- 0	0- 0		2- 0		
10- 2	2- 1	2- 1		NON-CONFERENCE		1- 0	1- 0		4- 0		
9- 0	2- 0	2- 0		HOME		1- 0	1- 0		3- 0		
0- 2	0- 1	0- 1		AWAY		0- 0	0- 0		0- 0		
1- 0	0- 0	0- 0		NEUTRAL		0- 0	0- 0		1- 0		
15- 6	0- 3	4- 1		CONFERENCE		2- 2	4- 0		5- 0		
7- 2	0- 1	1- 1		HOME		2- 0	2- 0		2- 0		
6- 3	0- 1	2- 0		AWAY		0- 2	2- 0		2- 0		
2- 1	0- 1	1- 0		NEUTRAL		0- 0	0- 0		1- 0		

RPI S	Opponent	Score	RPI S	Opponent	Score	RPI S	Opponent	Score	RPI S	Opponent	Score
2	A Baylor	69 84	30	A Texas	82 73	58	A TCU	69 76	124	H Northern Ill.	70 60
2	H Baylor	60 73	30	H Texas	62 64	58	H TCU	92 54	141	A Texas Tech	64 62
2	N Baylor	49 67	30	N Texas	75 69	65	H Arkansas	91 82	141	H Texas Tech	105 66
7	A Iowa	70 73	32	A Kansas St.	81 52	81	A West Virginia	64 73	143	A Oklahoma St.	84 71
16	H Drake	86 81	32	H Kansas St.	96 58	81	H West Virginia	77 61	143	H Oklahoma St.	89 67
18	H Miami (FL)	75 52	38	A South Dakota	59 64				154	A Kansas	82 73
			43	H Bucknell	86 61				154	H Kansas	69 49
			48	H Auburn	67 64				154 N	Kansas	75 58
									155	A Oklahoma	91 70
									155	H Oklahoma	104 78
									186	H Prairie View	94 46
									194 N	Eastern Mich.	85 59
									222	H North Dakota	87 35
									272	H Niagara	95 35
LAST 12 Division I GAMES:											
154 N	Kansas	75 58	154	H Kansas	69 49						
30 N	Texas	75 69	30	A Texas	82 73						
2 N	Baylor	49 67	141	A Texas Tech	64 62						
124	H Northern Ill.	70 60	2	H Baylor	60 73						
48	H Auburn	67 64	155	A Oklahoma	91 70						
18	H Miami (FL)	75 52	143	H Oklahoma St.	89 67						

Non-Div I Games:

Iowa St.

Average RPI Win:	288	WON-LOST	WINNING	LAST 10	STRENGTH OF	OPP. STRENGTH	TEAM	ADJ.	CONF.	ADJ CONF.
Average RPI Loss:	190	RECORD	PCT. RANK	GAMES	SCHEDULE	OF SCHEDULE	RPI	RPI	RPI	RPI
DIV. I ONLY	15- 13	148	1- 0	340	310	249	249	29	29	
DIV. I NON-CONF.	2- 7	288	0- 0	258	194	297	297	28	28	
TOTALS	RPI 1-25	RPI 26-50	W-L RECORDS	RPI 51-100	RPI 101-150	RPI 150+				
15- 13	0- 1	0- 0	OVERALL	0- 2	0- 0	15- 10				
9- 3	0- 0	0- 0	HOME	0- 0	0- 0	9- 3				
5- 9	0- 1	0- 0	AWAY	0- 2	0- 0	5- 6				
1- 1	0- 0	0- 0	NEUTRAL	0- 0	0- 0	1- 1				
2- 7	0- 1	0- 0	NON-CONFERENCE	0- 2	0- 0	2- 4				
1- 1	0- 0	0- 0	HOME	0- 0	0- 0	1- 1				
0- 5	0- 1	0- 0	AWAY	0- 2	0- 0	0- 2				
1- 1	0- 0	0- 0	NEUTRAL	0- 0	0- 0	1- 1				
13- 6	0- 0	0- 0	CONFERENCE	0- 0	0- 0	13- 6				
8- 2	0- 0	0- 0	HOME	0- 0	0- 0	8- 2				
5- 4	0- 0	0- 0	AWAY	0- 0	0- 0	5- 4				
0- 0	0- 0	0- 0	NEUTRAL	0- 0	0- 0	0- 0				

RPI 1-25			RPI 26-50			RPI 51-100			RPI 101+ Team's RPI: 249		
RPI	S	Opponent	Score	RPI	S	Opponent	Score	RPI	S	Opponent	Score
8	A	Mississippi St.	38 105					65	A	Arkansas	57 76
								70	A	UT Arlington	63 99
								163	N	Akron	57 74
								170	A	Southern U.	59 52
								170	H	Southern U.	74 76
								186	A	Prairie View	57 76
								186	H	Prairie View	80 89
								201	A	Grambling	77 74
								201	H	Grambling	89 60
								228	A	Texas Southern	67 76
								228	H	Texas Southern	73 64
								230	A	Memphis	67 68
								268	A	Alabama St.	67 74
								268	H	Alabama St.	78 58
								268	H	Alabama St.	75 59
								270	A	Louisiana	61 68
								286	H	Central Ark.	65 56
								301	A	Alabama A&M	55 58
								301	H	Alabama A&M	69 51
								322	H	Southeastern La.	45 50
								329	A	Mississippi Val.	87 86
								329	H	Mississippi Val.	87 56
								339	N	UIC	72 57
								348	A	Ark.-Pine Bluff	61 41
								348	H	Ark.-Pine Bluff	60 41
								350	A	Alcorn	82 61
								350	H	Alcorn	88 66
LAST 12 Division I GAMES:											
268	H	Alabama St.	75 59	228	H	Texas Southern	73 64				
268	H	Alabama St.	78 58	186	H	Prairie View	80 89				
301	H	Alabama A&M	69 51	170	A	Southern U.	59 52				
348	A	Ark.-Pine Bluff	61 41	350	A	Alcorn	82 61				
329	A	Mississippi Val.	87 86	348	H	Ark.-Pine Bluff	60 41				
201	H	Grambling	89 60	329	H	Mississippi Val.	87 56				

Non-Div I Games: Spring Hill 105 57 Millsaps 88 38

Jackson St.

Loss, Non-Conf, S Site, H Home A Away N Neutral

Jacksonville

Through Games Of March 12, 2019

Average RPI Win:	274	WON-LOST	WINNING	LAST 10	STRENGTH OF	OPP. STRENGTH	TEAM	ADJ.	CONF.	ADJ CONF.
Average RPI Loss:	172	RECORD	PCT. RANK	GAMES	SCHEDULE	OF SCHEDULE	RPI	RPI	RPI	RPI
DIV. I ONLY	11- 16	224	0- 1	240	291	234	234	24	24	
DIV. I NON-CONF.	4- 6	212	0- 0	143	294	174	174	26	26	
TOTALS	RPI 1-25	RPI 26-50	W-L RECORDS	RPI 51-100	RPI 101-150	RPI 150+				
11- 16	0- 2	0- 0	OVERALL	0- 3	1- 1	10- 10				
5- 5	0- 0	0- 0	HOME	0- 1	1- 0	4- 4				
6- 9	0- 2	0- 0	AWAY	0- 1	0- 1	6- 5				
0- 2	0- 0	0- 0	NEUTRAL	0- 1	0- 0	0- 1				
4- 6	0- 2	0- 0	NON-CONFERENCE	0- 1	1- 1	3- 2				
1- 1	0- 0	0- 0	HOME	0- 0	1- 0	0- 1				
3- 3	0- 2	0- 0	AWAY	0- 0	0- 1	3- 0				
0- 2	0- 0	0- 0	NEUTRAL	0- 1	0- 0	0- 1				
7- 10	0- 0	0- 0	CONFERENCE	0- 2	0- 0	7- 8				
4- 4	0- 0	0- 0	HOME	0- 1	0- 0	4- 3				
3- 6	0- 0	0- 0	AWAY	0- 1	0- 0	3- 5				
0- 0	0- 0	0- 0	NEUTRAL	0- 0	0- 0	0- 0				

RPI	S	Opponent	Score	RPI	S	Opponent	Score	RPI	S	Opponent	Score	RPI	S	Opponent	Score	Team's RPI: 234
17	A	Texas A&M	53 73					62	A	FGCU	58 82	130	H	Mercer	71 66	
21	A	Florida St.	46 79					62	H	FGCU	62 68	146	A	Penn St.	61 80	
								99	N	Old Dominion	76 78	187	A	Liberty	64 52	
												187	A	Liberty	53 65	
												187	H	Liberty	75 85	
												200	A	North Ala.	59 68	
												200	H	North Ala.	59 62	
												209	A	Stetson	46 54	
												209	H	Stetson	56 69	
												220	H	Bethune-Cookman	56 58	
												233	A	North Florida	80 72	
												233	H	North Florida	75 63	
												292	A	Charleston So.	68 58	
												298	A	Kennesaw St.	55 75	
												298	H	Kennesaw St.	68 53	
												301	N	Alabama A&M	60 65	
												321	A	FIU	73 62	
												324	A	NJIT	61 56	
												324	H	NJIT	69 55	
												331	A	Lipscomb	58 61	
												331	H	Lipscomb	62 47	
												345	A	Savannah St.	68 58	
LAST 12 Division I GAMES:																
187	A	Liberty	53 65	331	A	Lipscomb	58 61									
62	H	FGCU	62 68	298	H	Kennesaw St.	68 53									
200	A	North Ala.	59 68	62	A	FGCU	58 82									
324	H	NJIT	69 55	209	H	Stetson	56 69									
233	H	North Florida	75 63	187	H	Liberty	75 85									
209	A	Stetson	46 54	233	A	North Florida	80 72									

Non-Div I Games: Webber Int'l 73 39 Edward Waters 100 48 Warner 105 55

Jacksonville

Loss, Non-Conf, S Site, H Home A Away N Neutral

Average RPI Win:	271	WON-LOST	WINNING	LAST 10	STRENGTH OF	OPP. STRENGTH	TEAM	ADJ.	CONF.	ADJ CONF.
Average RPI Loss:	138	RECORD	PCT. RANK	GAMES	SCHEDULE	OF SCHEDULE	RPI	RPI	RPI	RPI
DIV. I ONLY	14- 15	183	0- 1	273	227	213	213	22	22	
DIV. I NON-CONF.	5- 5	162	0- 0	275	161	201	201	22	22	
TOTALS	RPI 1-25	RPI 26-50	W-L RECORDS	RPI 51-100	RPI 101-150	RPI 150+				
14- 15	0- 0	0- 3	OVERALL	0- 2	2- 6	12- 4				
6- 6	0- 0	0- 2	HOME	0- 1	2- 1	4- 2				
8- 6	0- 0	0- 1	AWAY	0- 0	0- 4	8- 1				
0- 3	0- 0	0- 0	NEUTRAL	0- 1	0- 1	0- 1				
5- 5	0- 0	0- 1	NON-CONFERENCE	0- 2	1- 1	4- 1				
1- 2	0- 0	0- 1	HOME	0- 1	1- 0	0- 0				
4- 1	0- 0	0- 0	AWAY	0- 0	0- 1	4- 0				
0- 2	0- 0	0- 0	NEUTRAL	0- 1	0- 0	0- 1				
9- 10	0- 0	0- 2	CONFERENCE	0- 0	1- 5	8- 3				
5- 4	0- 0	0- 1	HOME	0- 0	1- 1	4- 2				
4- 5	0- 0	0- 1	AWAY	0- 0	0- 3	4- 1				
0- 1	0- 0	0- 0	NEUTRAL	0- 0	0- 1	0- 0				

RPI 1-25			RPI 26-50			RPI 51-100			RPI 101+			Team's RPI: 213			
RPI	S	Opponent	Score	RPI	S	Opponent	Score	RPI	S	Opponent	Score				
				44	A	Belmont	52 66	85	H	Troy	63 89	110	A	UT Martin	72 77
				44	H	Belmont	41 64	88	N	Harvard	62 69	129	A	Morehead St.	55 66
				47	H	Miami (OH)	41 58					129	H	Morehead St.	68 57
												129	N	Morehead St.	60 77
												139	H	Georgia St.	61 56
												141	A	Texas Tech	58 71
												148	A	Tennessee Tech	59 62
												148	H	Tennessee Tech	49 66
												160	N	Washington St.	51 64
												237	A	Ole Miss	60 49
												239	A	SIUE	68 61
												239	H	SIUE	47 51
												241	A	Southeast Mo. St.	56 39
												258	H	Austin Peay	67 56
												259	H	Murray St.	59 64
												294	A	Eastern Ill.	49 52
												294	H	Eastern Ill.	78 49
												301	A	Alabama A&M	55 48
												303	A	Tennessee St.	62 52
												303	H	Tennessee St.	76 73
												331	A	Lipscomb	58 46
												333	A	Eastern Ky.	53 44
												333	H	Eastern Ky.	69 64
												346	A	Florida A&M	62 31
LAST 12 Division I GAMES:															
				129	N	Morehead St.	60 77	303	H	Tennessee St.	76 73				
				160	N	Washington St.	51 64	148	A	Tennessee Tech	59 62				
				239	A	SIUE	68 61	241	A	Southeast Mo. St.	56 39				
				294	A	Eastern Ill.	49 52	110	A	UT Martin	72 77				
				333	H	Eastern Ky.	69 64	258	H	Austin Peay	67 56				
				129	H	Morehead St.	68 57	259	H	Murray St.	59 64				

Non-Div I Games: Montevallo 84 52

Jacksonville St.

Loss, Non-Conf, S Site, H Home A Away N Neutral

Average RPI Win:	173	WON-LOST	WINNING	LAST 10	STRENGTH OF	OPP. STRENGTH	TEAM	ADJ.	CONF.	ADJ CONF.
Average RPI Loss:	118	RECORD	PCT. RANK	GAMES	SCHEDULE	OF SCHEDULE	RPI	RPI	RPI	RPI
DIV. I ONLY	25- 4	11	1- 0	137	109	28	28	10	10	
DIV. I NON-CONF.	8- 3	72	0- 0	189	134	65	65	10	10	
TOTALS	RPI 1-25	RPI 26-50	W-L RECORDS	RPI 51-100	RPI 101-150	RPI 150+				
25- 4	0- 1	0- 0	OVERALL	3- 0	9- 2	13- 1				
14- 0	0- 0	0- 0	HOME	2- 0	6- 0	6- 0				
11- 4	0- 1	0- 0	AWAY	1- 0	3- 2	7- 1				
0- 0	0- 0	0- 0	NEUTRAL	0- 0	0- 0	0- 0				
8- 3	0- 1	0- 0	NON-CONFERENCE	1- 0	2- 1	5- 1				
5- 0	0- 0	0- 0	HOME	1- 0	2- 0	2- 0				
3- 3	0- 1	0- 0	AWAY	0- 0	0- 1	3- 1				
0- 0	0- 0	0- 0	NEUTRAL	0- 0	0- 0	0- 0				
17- 1	0- 0	0- 0	CONFERENCE	2- 0	7- 1	8- 0				
9- 0	0- 0	0- 0	HOME	1- 0	4- 0	4- 0				
8- 1	0- 0	0- 0	AWAY	1- 0	3- 1	4- 0				
0- 0	0- 0	0- 0	NEUTRAL	0- 0	0- 0	0- 0				

RPI 1-25				RPI 26-50		Team's RPI: 28		RPI 51-100				RPI 101+			
RPI	S	Opponent	Score	RPI	S	Opponent	Score	RPI	S	Opponent	Score	RPI	S	Opponent	Score
14	A	Maryland	63 87					64	A	Drexel	51 35	101	A	Northeastern	58 51
								64	H	Drexel	58 47	101	H	Northeastern	84 49
								69	H	Georgetown	69 57	113	A	UNCW	63 66
												113	H	UNCW	58 51
												114	H	St. John's (NY)	64 51
												117	H	Dayton	68 55
												125	A	Towson	63 56
												125	H	Towson	71 59
												128	A	Delaware	68 43
												128	H	Delaware	56 51
												150	A	Wake Forest	49 50
												161	A	William & Mary	78 65
												161	H	William & Mary	65 48
												178	A	Robert Morris	59 36
												187	A	Liberty	74 53
												193	A	Hampton	65 72
												219	H	George Washington	50 37
												224	A	Elon	74 46
												224	H	Elon	82 30
												248	A	Hofstra	59 44
												248	H	Hofstra	77 54
												295	A	Col. of Charleston	91 50
												295	H	Col. of Charleston	76 35
												305	H	Winthrop	56 39
												340	A	Delaware St.	103 57
LAST 12 Division I GAMES:															
128	H	Delaware	56 51	295	H	Col. of Charleston	76 35								
64	H	Drexel	58 47	248	A	Hofstra	59 44								
125	A	Towson	63 56	101	A	Northeastern	58 51								
161	A	William & Mary	78 65	125	H	Towson	71 59								
224	A	Elon	74 46	224	H	Elon	82 30								
113	H	UNCW	58 51	161	H	William & Mary	65 48								

Non-Div I Games:

James Madison

■ Loss,
■ Non-Conf, S Site,
■ Home
■ Away
N Neutral

Kansas

Through Games Of March 12, 2019

Average RPI Win:	187	WON-LOST	WINNING	LAST 10	STRENGTH OF	OPP. STRENGTH	TEAM	ADJ.	CONF.	ADJ CONF.
Average RPI Loss:	68	RECORD	PCT. RANK	GAMES	SCHEDULE	OF SCHEDULE	RPI	RPI	RPI	RPI
DIV. I ONLY	13- 18	218	1- 1	67	35	154	154	3	3	
DIV. I NON-CONF.	10- 1	17	0- 0	248	232	51	51	3	3	
TOTALS	RPI 1-25	RPI 26-50	W-L RECORDS	RPI 51-100	RPI 101-150	RPI 150+				
13- 18	0- 5	1- 3	OVERALL	1- 5	2- 4	9- 1				
8- 8	0- 2	0- 2	HOME	0- 2	0- 2	8- 0				
2- 9	0- 2	1- 1	AWAY	1- 3	0- 2	0- 1				
3- 1	0- 1	0- 0	NEUTRAL	0- 0	2- 0	1- 0				
10- 1	0- 0	0- 0	NON-CONFERENCE	1- 1	1- 0	8- 0				
7- 0	0- 0	0- 0	HOME	0- 0	0- 0	7- 0				
1- 1	0- 0	0- 0	AWAY	1- 1	0- 0	0- 0				
2- 0	0- 0	0- 0	NEUTRAL	0- 0	1- 0	1- 0				
3- 17	0- 5	1- 3	CONFERENCE	0- 4	1- 4	1- 1				
1- 8	0- 2	0- 2	HOME	0- 2	0- 2	1- 0				
1- 8	0- 2	1- 1	AWAY	0- 2	0- 2	0- 1				
1- 1	0- 1	0- 0	NEUTRAL	0- 0	1- 0	0- 0				

RPI S Opponent	Score	RPI S Opponent	Score	RPI S Opponent	Score	RPI S Opponent	Score	Team's RPI: 154
2 A Baylor	40 80	30 A Texas	43 62	58 A TCU	53 58	115 N Northwestern	66 57	
2 H Baylor	68 94	30 H Texas	73 91	58 H TCU	66 76	141 A Texas Tech	66 69	
11 A Iowa St.	49 69	32 A Kansas St.	61 54	81 A West Virginia	50 71	141 H Texas Tech	71 75	
11 H Iowa St.	73 82	32 H Kansas St.	62 72	81 H West Virginia	61 75	143 A Oklahoma St.	52 72	
11 N Iowa St.	58 75			87 A LSU	68 61	143 H Oklahoma St.	62 72	
				94 A Nebraska	52 58	143 N Oklahoma St.	76 66	
						155 A Oklahoma	67 78	
						155 H Oklahoma	88 79	
						158 H Oral Roberts	70 58	
						160 N Washington St.	71 63	
						201 H Grambling	76 45	
						227 H George Mason	77 56	
						243 H UMKC	67 55	
						278 H Vermont	77 36	
						301 H Alabama A&M	65 54	
						325 H Iona	75 44	
LAST 12 Division I GAMES:								
143 N Oklahoma St.	76 66	143 A Oklahoma St.	52 72					
11 N Iowa St.	58 75	2 A Baylor	40 80					
115 N Northwestern	66 57	141 H Texas Tech	71 75					
11 A Iowa St.	49 69	155 A Oklahoma	67 78					
81 H West Virginia	61 75	30 H Texas	73 91					
58 H TCU	66 76	32 H Kansas St.	62 72					

Non-Div I Games:

Kansas

Loss, Non-Conf, S Site, H Home A Away N Neutral

Average RPI Win:	135	WON-LOST	WINNING	LAST 10	STRENGTH OF	OPP. STRENGTH	TEAM	ADJ.	CONF.	ADJ CONF.
Average RPI Loss:	34	RECORD	PCT. RANK	GAMES	SCHEDULE	OF SCHEDULE	RPI	RPI	RPI	RPI
DIV. I ONLY	21- 11	87	1- 0	19	21	32	32	3	3	
DIV. I NON-CONF.	9- 3	62	0- 0	68	35	46	46	3	3	
TOTALS	RPI 1-25	RPI 26-50	W-L RECORDS	RPI 51-100	RPI 101-150	RPI 150+				
21- 11	0- 8	2- 0	OVERALL	7- 2	4- 0	8- 1				
12- 4	0- 2	1- 0	HOME	3- 1	2- 0	6- 1				
7- 3	0- 2	1- 0	AWAY	2- 1	2- 0	2- 0				
2- 4	0- 4	0- 0	NEUTRAL	2- 0	0- 0	0- 0				
9- 3	0- 3	0- 0	NON-CONFERENCE	4- 0	0- 0	5- 0				
7- 0	0- 0	0- 0	HOME	2- 0	0- 0	5- 0				
1- 0	0- 0	0- 0	AWAY	1- 0	0- 0	0- 0				
1- 3	0- 3	0- 0	NEUTRAL	1- 0	0- 0	0- 0				
12- 8	0- 5	2- 0	CONFERENCE	3- 2	4- 0	3- 1				
5- 4	0- 2	1- 0	HOME	1- 1	2- 0	1- 1				
6- 3	0- 2	1- 0	AWAY	1- 1	2- 0	2- 0				
1- 1	0- 1	0- 0	NEUTRAL	1- 0	0- 0	0- 0				

RPI 1-25				RPI 26-50				Team's RPI: 32	RPI 51-100				RPI 101+			
RPI	S	Opponent	Score	RPI	S	Opponent	Score		RPI	S	Opponent	Score	RPI	S	Opponent	Score
2	A	Baylor	50 65	30	A	Texas	69 60		51	N	Princeton	80 61	141	A	Texas Tech	66 62
2	H	Baylor	48 71	30	H	Texas	87 69		53	H	Lamar University	73 55	141	H	Texas Tech	75 67
2	N	Baylor	60 88						58	A	TCU	75 72	143	A	Oklahoma St.	68 58
10	N	Syracuse	61 70						58	H	TCU	47 61	143	H	Oklahoma St.	59 48
11	A	Iowa St.	58 96						72	A	Little Rock	53 47	154	A	Kansas	72 62
11	H	Iowa St.	52 81						81	A	West Virginia	30 60	154	H	Kansas	54 61
20	N	DePaul	59 79						81	H	West Virginia	90 79	155	A	Oklahoma	83 75
23	N	Arizona St.	51 65						81	N	West Virginia	72 59	155	H	Oklahoma	86 56
									89	H	UNI	72 62	188	H	North Texas	60 42
													206	H	Vanderbilt	72 61
													243	H	UMKC	61 50
													286	H	Central Ark.	70 54
													326	H	Omaha	61 46
LAST 12 Division I GAMES:																
		81 N West Virginia	72 59			30 A Texas	69 60									
		2 N Baylor	60 88			2 H Baylor	48 71									
		143 A Oklahoma St.	68 58			155 A Oklahoma	83 75									
		141 H Texas Tech	75 67			154 A Kansas	72 62									
		81 H West Virginia	90 79			11 H Iowa St.	52 81									
		58 A TCU	75 72			58 H TCU	47 61									

Non-Div I Games:

Kansas St.

■ Loss,
■ Non-Conf, S Site,
■ Home
■ Away
N Neutral

Average RPI Win:	264	WON-LOST	WINNING	LAST 10	STRENGTH OF	OPP. STRENGTH	TEAM	ADJ.	CONF.	ADJ CONF.
Average RPI Loss:	182	RECORD	PCT. RANK	GAMES	SCHEDULE	OF SCHEDULE	RPI	RPI	RPI	RPI
DIV. I ONLY	8- 21	284	1- 0	223	290	298	298	24	24	
DIV. I NON-CONF.	3- 9	271	0- 0	152	292	274	274	26	26	
TOTALS	RPI 1-25	RPI 26-50	W-L RECORDS	RPI 51-100	RPI 101-150	RPI 150+				
8- 21	0- 0	0- 1	OVERALL	0- 3	0- 4	8- 13				
6- 4	0- 0	0- 0	HOME	0- 1	0- 0	6- 3				
1- 13	0- 0	0- 0	AWAY	0- 2	0- 3	1- 8				
1- 4	0- 0	0- 1	NEUTRAL	0- 0	0- 1	1- 2				
3- 9	0- 0	0- 1	NON-CONFERENCE	0- 1	0- 4	3- 3				
2- 0	0- 0	0- 0	HOME	0- 0	0- 0	2- 0				
0- 5	0- 0	0- 0	AWAY	0- 1	0- 3	0- 1				
1- 4	0- 0	0- 1	NEUTRAL	0- 0	0- 1	1- 2				
5- 12	0- 0	0- 0	CONFERENCE	0- 2	0- 0	5- 10				
4- 4	0- 0	0- 0	HOME	0- 1	0- 0	4- 3				
1- 8	0- 0	0- 0	AWAY	0- 1	0- 0	1- 7				
0- 0	0- 0	0- 0	NEUTRAL	0- 0	0- 0	0- 0				

RPI S	Opponent	Score	RPI S	Opponent	Score	RPI S	Opponent	Score	RPI S	Opponent	Score	Team's RPI: 298
41 N	Michigan St.	51 75	62 A	FGCU	48 79	108 N	Idaho St.	49 60				
			62 H	FGCU	46 69	130 A	Mercer	48 64				
			66 A	Georgia Tech	35 60	139 A	Georgia St.	73 79				
						142 A	Seton Hall	80 102				
						187 A	Liberty	55 68				
						187 H	Liberty	61 67				
						190 H	Furman	74 63				
						191 A	East Carolina	56 68				
						200 A	North Ala.	55 80				
						200 H	North Ala.	74 72				
						209 A	Stetson	69 76				
						209 A	Stetson	67 59				
						209 H	Stetson	45 58				
						220 N	Bethune-Cookman	61 64				
						233 A	North Florida	66 74				
						233 H	North Florida	60 71				
						234 A	Jacksonville	53 68				
						234 H	Jacksonville	75 55				
						285 H	Ga. Southern	78 59				
						304 N	UMBC	53 57				
						324 A	NJIT	60 66				
						324 H	NJIT	70 47				
						331 A	Lipscomb	69 72				
						331 H	Lipscomb	67 36				
						335 N	N.C. Central	78 54				
LAST 12 Division I GAMES:												
209 A	Stetson	67 59	331 H	Lipscomb	67 36							
331 A	Lipscomb	69 72	233 A	North Florida	66 74							
209 H	Stetson	45 58	324 H	NJIT	70 47							
187 A	Liberty	55 68	234 A	Jacksonville	53 68							
62 A	FGCU	48 79	209 A	Stetson	69 76							
200 H	North Ala.	74 72	233 H	North Florida	60 71							

Non-Div I Games: Middle Ga. St. 80 70

Kennesaw St.

Average RPI Win:	188	WON-LOST	WINNING	LAST 10	STRENGTH OF	OPP. STRENGTH	TEAM	ADJ.	CONF.	ADJ CONF.
Average RPI Loss:	77	RECORD	PCT. RANK	GAMES	SCHEDULE	OF SCHEDULE	RPI	RPI	RPI	RPI
DIV. I ONLY	18- 11	106	1- 0	81	102	77	77	8	8	
DIV. I NON-CONF.	6- 4	125	0- 0	144	158	98	98	9	9	
TOTALS	RPI 1-25	RPI 26-50	W-L RECORDS	RPI 51-100	RPI 101-150	RPI 150+				
18- 11	0- 1	2- 6	OVERALL	1- 1	2- 1	13- 2				
11- 3	0- 0	2- 2	HOME	0- 0	2- 1	7- 0				
7- 8	0- 1	0- 4	AWAY	1- 1	0- 0	6- 2				
0- 0	0- 0	0- 0	NEUTRAL	0- 0	0- 0	0- 0				
6- 4	0- 1	0- 1	NON-CONFERENCE	0- 1	1- 1	5- 0				
3- 1	0- 0	0- 0	HOME	0- 0	1- 1	2- 0				
3- 3	0- 1	0- 1	AWAY	0- 1	0- 0	3- 0				
0- 0	0- 0	0- 0	NEUTRAL	0- 0	0- 0	0- 0				
12- 7	0- 0	2- 5	CONFERENCE	1- 0	1- 0	8- 2				
8- 2	0- 0	2- 2	HOME	0- 0	1- 0	5- 0				
4- 5	0- 0	0- 3	AWAY	1- 0	0- 0	3- 2				
0- 0	0- 0	0- 0	NEUTRAL	0- 0	0- 0	0- 0				

RPI 1-25				RPI 26-50				RPI 51-100				Team's RPI: 77		RPI 101+			
RPI	S	Opponent	Score	RPI	S	Opponent	Score	RPI	S	Opponent	Score			RPI	S	Opponent	Score
9	A	NC State	61 78	27	H	Central Mich.	75 82	59	A	Wright St.	55 61			122	H	Youngstown St.	62 34
				34	A	Ohio	81 83	75	A	Toledo	58 47			124	H	Northern Ill.	87 78
				34	H	Ohio	67 69							136	H	Duquesne	72 77
				36	A	North Carolina	60 73							163	A	Akron	65 55
				37	A	Buffalo	66 75							163	H	Akron	73 58
				37	H	Buffalo	62 53							178	A	Robert Morris	54 46
				47	A	Miami (OH)	63 79							194	A	Eastern Mich.	67 54
				47	H	Miami (OH)	67 58							194	H	Eastern Mich.	71 64
LAST 12 Division I GAMES:																	
				211	H	Bowling Green	86 62							211	A	Bowling Green	49 62
				37	H	Buffalo	62 53							211	H	Bowling Green	77 73
				163	A	Akron	65 55							211	H	Bowling Green	86 62
				211	A	Bowling Green	49 62							215	A	Ball St.	44 48
				47	H	Miami (OH)	67 58							244	H	Northern Ky.	62 61
				34	H	Ohio	67 69							260	A	St. Bonaventure	76 64
														262	A	Western Mich.	56 52
														262	H	Western Mich.	55 51
														309	H	Oakland	75 65
														324	A	NJIT	57 40

Non-Div I Games: Clarion 92 38

Kent St.

■ Loss,
 ■ Non-Conf,
 ■ S Site,
 ■ H Home
 ■ A Away
 N Neutral

Kentucky

Through Games Of March 12, 2019

Average RPI Win:	130	WON-LOST	WINNING	LAST 10	STRENGTH OF	OPP. STRENGTH	TEAM	ADJ.	CONF.	ADJ CONF.
Average RPI Loss:	47	RECORD	PCT. RANK	GAMES	SCHEDULE	OF SCHEDULE	RPI	RPI	RPI	RPI
DIV. I ONLY	24- 7	39	0- 1	42	39	22	22	5	5	
DIV. I NON-CONF.	13- 1	9	0- 0	97	71	16	16	5	5	
TOTALS	RPI 1-25	RPI 26-50	W-L RECORDS	RPI 51-100	RPI 101-150	RPI 150+				
24- 7	1- 5	4- 1	OVERALL	7- 0	3- 0	9- 1				
15- 3	0- 2	1- 0	HOME	5- 0	1- 0	8- 1				
6- 3	1- 3	1- 0	AWAY	2- 0	1- 0	1- 0				
3- 1	0- 0	2- 1	NEUTRAL	0- 0	1- 0	0- 0				
13- 1	0- 1	2- 0	NON-CONFERENCE	3- 0	2- 0	6- 0				
10- 0	0- 0	0- 0	HOME	3- 0	1- 0	6- 0				
0- 1	0- 1	0- 0	AWAY	0- 0	0- 0	0- 0				
3- 0	0- 0	2- 0	NEUTRAL	0- 0	1- 0	0- 0				
11- 6	1- 4	2- 1	CONFERENCE	4- 0	1- 0	3- 1				
5- 3	0- 2	1- 0	HOME	2- 0	0- 0	2- 1				
6- 2	1- 2	1- 0	AWAY	2- 0	1- 0	1- 0				
0- 1	0- 0	0- 1	NEUTRAL	0- 0	0- 0	0- 0				

RPI S	Opponent	Score	RPI S	Opponent	Score	RPI S	Opponent	Score	RPI S	Opponent	Score
3	A Louisville	75 80	31	H Missouri	52 41	56	A Tennessee	73 71	111	A Georgia	58 53
8	A Mississippi St.	71 86	31	N Missouri	68 70	65	H Arkansas	61 59	112	N South Fla.	85 63
17	A Texas A&M	71 73	33	N UCLA	75 74	68	H Middle Tenn.	72 55	129	H Morehead St.	87 57
17	H Texas A&M	55 62	36	N North Carolina	85 75	87	A LSU	64 60	156	A Alabama	68 53
19	A South Carolina	65 57	48	A Auburn	78 68	87	H LSU	57 52	170	H Southern U.	91 41
19	H South Carolina	70 74				95	H High Point	71 49	181	H Sacred Heart	71 43
						96	H Virginia	63 51	206	H Vanderbilt	77 55
									214	H Florida	62 51
									237	H Ole Miss	49 55
									257	H Rhode Island	75 52
									259	H Murray St.	88 49
									268	H Alabama St.	87 35
									342	H Western Caro.	99 39
LAST 12 Division I GAMES:											
31	N Missouri	68 70	156	A Alabama	68 53						
111	A Georgia	58 53	48	A Auburn	78 68						
17	H Texas A&M	55 62	214	H Florida	62 51						
87	H LSU	57 52	19	H South Carolina	70 74						
19	A South Carolina	65 57	17	A Texas A&M	71 73						
65	H Arkansas	61 59	31	H Missouri	52 41						

Non-Div I Games:

Kentucky

Loss, Non-Conf, S Site, H Home A Away N Neutral

Average RPI Win:	232	WON-LOST	WINNING	LAST 10	STRENGTH OF	OPP. STRENGTH	TEAM	ADJ.	CONF.	ADJ CONF.
Average RPI Loss:	262	RECORD	PCT. RANK	GAMES	SCHEDULE	OF SCHEDULE	RPI	RPI	RPI	RPI
DIV. I ONLY	4- 25	339	0- 1	342	350	351	351	30	30	
DIV. I NON-CONF.	1- 10	329	0- 0	332	347	350	350	31	31	
TOTALS	RPI 1-25	RPI 26-50	W-L RECORDS	RPI 51-100	RPI 101-150	RPI 150+				
4- 25	0- 0	0- 1	OVERALL	0- 0	0- 1	4- 23				
3- 10	0- 0	0- 0	HOME	0- 0	0- 0	3- 10				
1- 14	0- 0	0- 1	AWAY	0- 0	0- 1	1- 12				
0- 1	0- 0	0- 0	NEUTRAL	0- 0	0- 0	0- 1				
1- 10	0- 0	0- 1	NON-CONFERENCE	0- 0	0- 1	1- 8				
1- 3	0- 0	0- 0	HOME	0- 0	0- 0	1- 3				
0- 6	0- 0	0- 1	AWAY	0- 0	0- 1	0- 4				
0- 1	0- 0	0- 0	NEUTRAL	0- 0	0- 0	0- 1				
3- 15	0- 0	0- 0	CONFERENCE	0- 0	0- 0	3- 15				
2- 7	0- 0	0- 0	HOME	0- 0	0- 0	2- 7				
1- 8	0- 0	0- 0	AWAY	0- 0	0- 0	1- 8				
0- 0	0- 0	0- 0	NEUTRAL	0- 0	0- 0	0- 0				

RPI S	Opponent	Score	RPI S	Opponent	Score	RPI S	Opponent	Score	RPI S	Opponent	Score	Team's RPI: 351
45	A Michigan	38 83							126	A Lehigh	38 72	
									176	N UC Irvine	71 84	
									178	A Robert Morris	54 71	
									178	H Robert Morris	37 89	
									181	A Sacred Heart	53 75	
									181	H Sacred Heart	69 64	
									208	A Saint Francis (PA)	75 69	
									208	H Saint Francis (PA)	66 80	
									223	A Mt. St. Mary's	45 61	
									223	H Mt. St. Mary's	71 61	
									247	A St. Francis Brooklyn	64 87	
									247	H St. Francis Brooklyn	67 79	
									263	A Manhattan	46 61	
									282	A Fairfield	43 71	
									291	H Army West Point	42 57	
									293	A Bryant	62 69	
									293	H Bryant	54 69	
									317	H Lafayette	55 50	
									318	A Wagner	62 72	
									318	H Wagner	62 66	
									324	H NJIT	51 72	
									327	H UMass Lowell	64 69	
									328	A Central Conn. St.	57 63	
									328	H Central Conn. St.	59 72	
									341	A Grand Canyon	62 65	
									344	A Fairleigh Dickinson	49 68	
LAST 12 Division I GAMES:												
344	A Fairleigh Dickinson	49 68	247	A St. Francis Brooklyn	64 87							
293	H Bryant	54 69	223	H Mt. St. Mary's	71 61							
328	H Central Conn. St.	59 72	318	H Wagner	62 66							
178	A Robert Morris	54 71	318	A Wagner	62 72							
208	A Saint Francis (PA)	75 69	328	A Central Conn. St.	57 63							
181	H Sacred Heart	69 64	223	A Mt. St. Mary's	45 61							

Non-Div I Games:

LIU Brooklyn

■ Loss,
 ■ Non-Conf,
 ■ S Site,
 ■ H Home
 ■ A Away
 N Neutral

RPI	S	Opponent	Score
344	H	Fairleigh Dickinson	52 69
347	A	Saint Peter's	59 86

L
I
U
B
r
o
o
k
l
y
n

L
I
U
B
r
o
o
k
l
y
n

LIU Brooklyn

Average RPI Win:	155	WON-LOST	WINNING	LAST 10	STRENGTH OF	OPP. STRENGTH	TEAM	ADJ.	CONF.	ADJ CONF.
Average RPI Loss:	55	RECORD	PCT. RANK	GAMES	SCHEDULE	OF SCHEDULE	RPI	RPI	RPI	RPI
DIV. I ONLY	16- 13	143	0- 1	34	61	87	87	5	5	
DIV. I NON-CONF.	9- 3	62	0- 0	135	152	84	84	5	5	
TOTALS	RPI 1-25	RPI 26-50	W-L RECORDS	RPI 51-100	RPI 101-150	RPI 150+				
16- 13	2- 6	1- 2	OVERALL	2- 2	2- 1	9- 2				
11- 6	1- 3	1- 1	HOME	2- 0	2- 0	5- 2				
5- 6	1- 3	0- 1	AWAY	0- 1	0- 1	4- 0				
0- 1	0- 0	0- 0	NEUTRAL	0- 1	0- 0	0- 0				
9- 3	1- 0	0- 1	NON-CONFERENCE	1- 0	2- 0	5- 2				
7- 2	0- 0	0- 0	HOME	1- 0	2- 0	4- 2				
2- 1	1- 0	0- 1	AWAY	0- 0	0- 0	1- 0				
0- 0	0- 0	0- 0	NEUTRAL	0- 0	0- 0	0- 0				
7- 10	1- 6	1- 1	CONFERENCE	1- 2	0- 1	4- 0				
4- 4	1- 3	1- 1	HOME	1- 0	0- 0	1- 0				
3- 5	0- 3	0- 0	AWAY	0- 1	0- 1	3- 0				
0- 1	0- 0	0- 0	NEUTRAL	0- 1	0- 0	0- 0				

RPI	S	Opponent	Score	RPI	S	Opponent	Score	RPI	S	Opponent	Score	RPI	S	Opponent	Score
8	A	Mississippi St.	56 76	29	A	Rutgers	43 57	56	A	Tennessee	65 74	111	A	Georgia	50 63
8	H	Mississippi St.	35 68	31	H	Missouri	61 51	56	N	Tennessee	66 69	112	H	South Fla.	78 49
17	A	Texas A&M	55 59	48	H	Auburn	46 56	65	H	Arkansas	71 34	121	H	Northern Colo.	62 57
17	H	Texas A&M	63 52					72	H	Little Rock	60 45	154	H	Kansas	61 68
19	H	South Carolina	53 76									156	A	Alabama	62 56
21	A	Florida St.	58 45									157	H	Nicholls St.	76 44
22	A	Kentucky	52 57									167	H	Tulane	54 56
22	H	Kentucky	60 64									172	H	Sam Houston St.	66 52
												206	A	Vanderbilt	79 68
												214	H	Florida	69 51
												237	A	Ole Miss	55 41
												270	A	Louisiana	76 54
												312	H	McNeese	86 36
												322	H	Southeastern La.	72 52
LAST 12 Division I GAMES:															
56	N	Tennessee	66 69	17	A	Texas A&M	55 59								
48	H	Auburn	46 56	65	H	Arkansas	71 34								
8	A	Mississippi St.	56 76	31	H	Missouri	61 51								
22	A	Kentucky	52 57	8	H	Mississippi St.	35 68								
214	H	Florida	69 51	56	A	Tennessee	65 74								
206	A	Vanderbilt	79 68	156	A	Alabama	62 56								

Non-Div I Games:

LSU

■ Loss,
 ■ Non-Conf,
 ■ S Site,
 ■ H Home
 ■ A Away
 N Neutral

L
a
s
a
l
l
e

L
a
s
a
l
l
e

La Salle

Page 149

Average RPI Win:	271	WON-LOST	WINNING	LAST 10	STRENGTH OF	OPP. STRENGTH	TEAM	ADJ.	CONF.	ADJ CONF.
Average RPI Loss:	169	RECORD	PCT. RANK	GAMES	SCHEDULE	OF SCHEDULE	RPI	RPI	RPI	RPI
DIV. I ONLY	8- 19	275	0- 1	303	197	300	300	12	12	
DIV. I NON-CONF.	4- 5	190	0- 0	346	341	298	298	14	14	
TOTALS	RPI 1-25	RPI 26-50	W-L RECORDS	RPI 51-100	RPI 101-150	RPI 150+				
8- 19	0- 0	0- 0	OVERALL	0- 4	0- 6	8- 9				
4- 8	0- 0	0- 0	HOME	0- 2	0- 2	4- 4				
4- 11	0- 0	0- 0	AWAY	0- 2	0- 4	4- 5				
0- 0	0- 0	0- 0	NEUTRAL	0- 0	0- 0	0- 0				
4- 5	0- 0	0- 0	NON-CONFERENCE	0- 0	0- 1	4- 4				
2- 1	0- 0	0- 0	HOME	0- 0	0- 0	2- 1				
2- 4	0- 0	0- 0	AWAY	0- 0	0- 1	2- 3				
0- 0	0- 0	0- 0	NEUTRAL	0- 0	0- 0	0- 0				
4- 14	0- 0	0- 0	CONFERENCE	0- 4	0- 5	4- 5				
2- 7	0- 0	0- 0	HOME	0- 2	0- 2	2- 3				
2- 7	0- 0	0- 0	AWAY	0- 2	0- 3	2- 2				
0- 0	0- 0	0- 0	NEUTRAL	0- 0	0- 0	0- 0				

RPI 1-25			RPI 26-50			RPI 51-100			RPI 101+			Team's RPI: 300
RPI	S	Opponent	Score	RPI	S	Opponent	Score	RPI	S	Opponent	Score	
								70	H	UT Arlington	56	60
								72	A	Little Rock	44	63
								72	H	Little Rock	38	57
								85	A	Troy	56	78

Non-Div I Games: LSU-Alexandria 93 62 Ark.-Monticello 70 39

La.-Monroe

Loss, Non-Conf, S Site, H Home A Away N Neutral

Lafayette

Through Games Of March 12, 2019

Average RPI Win:	261	WON-LOST	WINNING	LAST 10	STRENGTH OF	OPP. STRENGTH	TEAM	ADJ.	CONF.	ADJ CONF.
Average RPI Loss:	198	RECORD	PCT. RANK	GAMES	SCHEDULE	OF SCHEDULE	RPI	RPI	RPI	RPI
DIV. I ONLY	8- 23	297	1- 0	302	271	317	317	18	18	
DIV. I NON-CONF.	5- 6	177	0- 0	348	343	324	324	21	21	
TOTALS	RPI 1-25	RPI 26-50	W-L RECORDS	RPI 51-100	RPI 101-150	RPI 150+				
8- 23	0- 0	0- 2	OVERALL	0- 3	0- 3	8- 15				
5- 9	0- 0	0- 1	HOME	0- 1	0- 1	5- 6				
3- 13	0- 0	0- 1	AWAY	0- 2	0- 1	3- 9				
0- 1	0- 0	0- 0	NEUTRAL	0- 0	0- 1	0- 0				
5- 6	0- 0	0- 0	NON-CONFERENCE	0- 0	0- 1	5- 5				
3- 2	0- 0	0- 0	HOME	0- 0	0- 0	3- 2				
2- 3	0- 0	0- 0	AWAY	0- 0	0- 0	2- 3				
0- 1	0- 0	0- 0	NEUTRAL	0- 0	0- 1	0- 0				
3- 17	0- 0	0- 2	CONFERENCE	0- 3	0- 2	3- 10				
2- 7	0- 0	0- 1	HOME	0- 1	0- 1	2- 4				
1- 10	0- 0	0- 1	AWAY	0- 2	0- 1	1- 6				
0- 0	0- 0	0- 0	NEUTRAL	0- 0	0- 0	0- 0				

RPI S	Opponent	Score	RPI S	Opponent	Score	RPI S	Opponent	Score	RPI S	Opponent	Score	Team's RPI: 317
43	A Bucknell	43 75	43	H Bucknell	47 56	78	A American	45 60	126	A Lehigh	50 67	
						78	A American	47 67	126	H Lehigh	43 70	
						78	H American	57 67	128	N Delaware	47 65	
									174	A Boston U.	49 50	
									174	H Boston U.	44 47	
									177	A Holy Cross	53 56	
									177	H Holy Cross	73 63	
									196	H Cornell	59 62	
									216	H Monmouth	73 69	
									235	H Albany (NY)	67 66	
									246	A Colgate	49 60	
									246	H Colgate	67 77	
									252	H Binghamton	59 50	
									255	A Navy	53 65	
									255	H Navy	55 42	
									263	A Manhattan	49 60	
									266	A Loyola Maryland	50 62	
									266	H Loyola Maryland	52 55	
									291	A Army West Point	50 65	
									291	A Army West Point	63 61	
									291	H Army West Point	40 64	
									306	A Fla. Atlantic	49 53	
									318	A Wagner	66 43	
									344	A Fairleigh Dickinson	63 57	
									347	H Saint Peter's	60 62	
									351	A LIU Brooklyn	50 55	
LAST 12 Division I GAMES:												
291	A Army West Point	63 61	78	H American	57 67	255	A Navy	53 65	266	H Loyola Maryland	52 55	
78	A American	47 67	291	H Army West Point	40 64	43	A Bucknell	43 75	177	A Holy Cross	53 56	
128	N Delaware	47 65	43	A Bucknell	43 75							
246	H Colgate	67 77	177	A Holy Cross	53 56							
126	A Lehigh	50 67										
174	A Boston U.	49 50										

Non-Div I Games:

Lafayette

Loss, Non-Conf, S Site, H Home A Away N Neutral

Lamar University

Through Games Of March 12, 2019

Average RPI Win:	238	WON-LOST	WINNING	LAST 10	STRENGTH OF	OPP. STRENGTH	TEAM	ADJ.	CONF.	ADJ CONF.
Average RPI Loss:	60	RECORD	PCT. RANK	GAMES	SCHEDULE	OF SCHEDULE	RPI	RPI	RPI	RPI
DIV. I ONLY	20- 5	29	0- 0	186	234	53	53	25	25	
DIV. I NON-CONF.	3- 4	199	0- 0	11	16	32	32	23	23	

TOTALS	RPI 1-25	RPI 26-50	W-L RECORDS	RPI 51-100	RPI 101-150	RPI 150+
20- 5	1- 1	0- 2	OVERALL	2- 1	1- 0	16- 1
10- 0	0- 0	0- 0	HOME	2- 0	0- 0	8- 0
10- 4	1- 1	0- 1	AWAY	0- 1	1- 0	8- 1
0- 1	0- 0	0- 1	NEUTRAL	0- 0	0- 0	0- 0
3- 4	1- 1	0- 2	NON-CONFERENCE	1- 0	0- 0	1- 1
1- 0	0- 0	0- 0	HOME	1- 0	0- 0	0- 0
2- 3	1- 1	0- 1	AWAY	0- 0	0- 0	1- 1
0- 1	0- 0	0- 1	NEUTRAL	0- 0	0- 0	0- 0
17- 1	0- 0	0- 0	CONFERENCE	1- 1	1- 0	15- 0
9- 0	0- 0	0- 0	HOME	1- 0	0- 0	8- 0
8- 1	0- 0	0- 0	AWAY	0- 1	1- 0	7- 0
0- 0	0- 0	0- 0	NEUTRAL	0- 0	0- 0	0- 0

RPI 1-25				RPI 26-50				RPI 51-100 Team's RPI: 53				RPI 101+			
RPI	S	Opponent	Score	RPI	S	Opponent	Score	RPI	S	Opponent	Score	RPI	S	Opponent	Score
8	A	Mississippi St.	53 104	32	A	Kansas St.	55 73	63	A	SFA	58 70	145	A	Abilene Christian	63 60
17	A	Texas A&M	74 68	34	N	Ohio	62 87	63	H	SFA	62 46	157	H	Nicholls St.	78 65
								98	H	Pacific	82 66	165	A	Denver	110 117
												172	A	Sam Houston St.	83 72
												172	H	Sam Houston St.	81 76
												270	A	Louisiana	79 77
												274	A	A&M-Corpus Christi	72 47
												274	H	A&M-Corpus Christi	76 58
												282	A	New Orleans	79 57
												286	H	Central Ark.	57 37
												308	A	Incarnate Word	77 51
												308	H	Incarnate Word	79 53
												312	A	McNeese	64 62
												312	H	McNeese	81 68
												315	A	Northwestern St.	94 70
												322	H	Southeastern La.	94 54
												332	A	Houston Baptist	97 49
												332	H	Houston Baptist	63 50
LAST 12 Division I GAMES:															
312	H	McNeese	81 68	315	A	Northwestern St.	94 70								
63	H	SFA	62 46	63	A	SFA	58 70								
332	A	Houston Baptist	97 49	145	A	Abilene Christian	63 60								
274	A	A&M-Corpus Christi	72 47	312	A	McNeese	64 62								
308	H	Incarnate Word	79 53	157	H	Nicholls St.	78 65								
172	H	Sam Houston St.	81 76	172	A	Sam Houston St.	83 72								

Non-Div I Games: LeTourneau 104 27 Louisiana Col. 94 43 McMurry 100 37 Howard Payne 93 37 Lamar University

Loss, Non-Conf, S Site, H Home A Away N Neutral

Average RPI Win: 258	WON-LOST	WINNING	LAST 10	STRENGTH OF	OPP. STRENGTH	TEAM	ADJ.	CONF.	ADJ CONF.
Average RPI Loss: 84	RECORD	PCT. RANK	GAMES	SCHEDULE	OF SCHEDULE	RPI	RPI	RPI	RPI
DIV. I ONLY	20- 9	68	1- 0	193	244	126	126	18	18
DIV. I NON-CONF.	7- 3	83	0- 0	174	252	127	127	21	21
TOTALS	RPI 1-25	RPI 26-50	W-L RECORDS	RPI 51-100	RPI 101-150	RPI 150+			
20- 9	0- 1	0- 2	OVERALL	0- 3	0- 1	20- 2			
12- 5	0- 0	0- 1	HOME	0- 2	0- 1	12- 1			
8- 4	0- 1	0- 1	AWAY	0- 1	0- 0	8- 1			
0- 0	0- 0	0- 0	NEUTRAL	0- 0	0- 0	0- 0			
7- 3	0- 1	0- 0	NON-CONFERENCE	0- 1	0- 1	7- 0			
5- 2	0- 0	0- 0	HOME	0- 1	0- 1	5- 0			
2- 1	0- 1	0- 0	AWAY	0- 0	0- 0	2- 0			
0- 0	0- 0	0- 0	NEUTRAL	0- 0	0- 0	0- 0			
13- 6	0- 0	0- 2	CONFERENCE	0- 2	0- 0	13- 2			
7- 3	0- 0	0- 1	HOME	0- 1	0- 0	7- 1			
6- 3	0- 0	0- 1	AWAY	0- 1	0- 0	6- 1			
0- 0	0- 0	0- 0	NEUTRAL	0- 0	0- 0	0- 0			

RPI 1-25				RPI 26-50				RPI 51-100				RPI 101+ Team's RPI: 126			
RPI	S	Opponent	Score	RPI	S	Opponent	Score	RPI	S	Opponent	Score	RPI	S	Opponent	Score
1	A	Notre Dame	68 95	43	A	Bucknell	53 71	55	H	Villanova	48 70	106	H	Charlotte	60 62
				43	H	Bucknell	68 73	78	A	American	47 50	174	A	Boston U.	45 58
								78	H	American	53 61	174	H	Boston U.	48 52
												177	A	Holy Cross	79 74
												177	H	Holy Cross	64 55
												181	H	Sacred Heart	70 66
												196	H	Cornell	67 54
												216	H	Monmouth	63 48
												246	A	Colgate	75 63
												246	H	Colgate	86 58
												246	H	Colgate	78 68
												252	A	Binghamton	65 55
												255	A	Navy	56 38
												255	H	Navy	66 55
												266	A	Loyola Maryland	65 46
												266	H	Loyola Maryland	51 42
												276	H	Norfolk St.	62 41
												291	A	Army West Point	73 50
												291	H	Army West Point	55 46
												317	A	Lafayette	70 43
												317	H	Lafayette	67 50
												328	A	Central Conn. St.	88 62
												351	H	LIU Brooklyn	72 38
LAST 12 Division I GAMES:															
246	H	Colgate	78 68	246	A	Colgate	75 63								
106	H	Charlotte	60 62	78	A	American	47 50								
177	A	Holy Cross	79 74	43	H	Bucknell	68 73								
317	H	Lafayette	67 50	174	H	Boston U.	48 52								
266	A	Loyola Maryland	65 46	255	H	Navy	66 55								
291	H	Army West Point	55 46	266	H	Loyola Maryland	51 42								

Non-Div I Games: Kutztown 73 39

Lehigh

■ Loss,
 ■ Non-Conf,
 ■ S Site,
 ■ H Home
 ■ A Away
 N Neutral

Liberty

Through Games Of March 12, 2019

Average RPI Win:	257	WON-LOST	WINNING	LAST 10	STRENGTH OF	OPP. STRENGTH	TEAM	ADJ.	CONF.	ADJ CONF.
Average RPI Loss:	160	RECORD	PCT. RANK	GAMES	SCHEDULE	OF SCHEDULE	RPI	RPI	RPI	RPI
DIV. I ONLY	14- 15	183	1- 0	192	273	187	187	24	24	
DIV. I NON-CONF.	3- 9	271	0- 0	99	231	224	224	26	26	
TOTALS	RPI 1-25	RPI 26-50	W-L RECORDS	RPI 51-100	RPI 101-150	RPI 150+				
14- 15	0- 1	0- 1	OVERALL	0- 3	1- 1	13- 9				
7- 5	0- 0	0- 1	HOME	0- 2	0- 0	7- 2				
6- 7	0- 0	0- 0	AWAY	0- 1	0- 0	6- 6				
1- 3	0- 1	0- 0	NEUTRAL	0- 0	1- 1	0- 1				
3- 9	0- 1	0- 1	NON-CONFERENCE	0- 1	1- 1	2- 5				
1- 2	0- 0	0- 1	HOME	0- 1	0- 0	1- 0				
1- 4	0- 0	0- 0	AWAY	0- 0	0- 0	1- 4				
1- 3	0- 1	0- 0	NEUTRAL	0- 0	1- 1	0- 1				
11- 6	0- 0	0- 0	CONFERENCE	0- 2	0- 0	11- 4				
6- 3	0- 0	0- 0	HOME	0- 1	0- 0	6- 2				
5- 3	0- 0	0- 0	AWAY	0- 1	0- 0	5- 2				
0- 0	0- 0	0- 0	NEUTRAL	0- 0	0- 0	0- 0				

RPI 1-25			RPI 26-50			RPI 51-100			RPI 101+ Team's RPI: 187		
RPI	S	Opponent	Score	RPI	S	Opponent	Score	RPI	S	Opponent	Score
15	N	UCF	45 53	28	H	James Madison	53 74	62	A	FGCU	50 68
								62	H	FGCU	64 65
								73	H	Virginia Tech	61 72
								106	N	Charlotte	61 63
								136	N	Duquesne	55 51
								169	A	Chattanooga	60 75
								191	A	East Carolina	63 66
								200	A	North Ala.	61 57
								200	H	North Ala.	61 48
								208	H	Saint Francis (PA)	82 53
								209	A	Stetson	52 69
								209	H	Stetson	56 68
								220	A	Bethune-Cookman	76 81
								233	A	North Florida	54 66
								233	H	North Florida	69 53
								234	A	Jacksonville	85 75
								234	H	Jacksonville	65 53
								234	H	Jacksonville	52 64
								242	A	ETSU	89 86
								276	N	Norfolk St.	53 66
								298	A	Kennesaw St.	67 61
								298	H	Kennesaw St.	68 55
								307	A	UNC Greensboro	45 48
								324	A	NJIT	58 39
								324	H	NJIT	58 47
								331	A	Lipscomb	77 60
								331	H	Lipscomb	74 60
LAST 12 Division I GAMES:											
234	H	Jacksonville	65 53	200	A	North Ala.	61 57				
276	N	Norfolk St.	53 66	331	H	Lipscomb	74 60				
200	H	North Ala.	61 48	62	H	FGCU	64 65				
324	A	NJIT	58 39	209	H	Stetson	56 68				
298	H	Kennesaw St.	68 55	324	H	NJIT	58 47				
233	A	North Florida	54 66	331	A	Lipscomb	77 60				

Non-Div I Games: West Chester 61 42

Liberty

Loss, Non-Conf, S Site, H Home A Away N Neutral

Average RPI Win: 284	WON-LOST	WINNING	LAST 10	STRENGTH OF	OPP. STRENGTH	TEAM	ADJ.	CONF.	ADJ CONF.
Average RPI Loss: 186	RECORD	PCT. RANK	GAMES	SCHEDULE	OF SCHEDULE	RPI	RPI	RPI	RPI
DIV. I ONLY	4- 25	339	1- 0	201	293	331	331	24	24
DIV. I NON-CONF.	2- 11	316	0- 0	139	290	285	285	26	26
TOTALS	RPI 1-25	RPI 26-50	W-L RECORDS	RPI 51-100	RPI 101-150	RPI 150+			
4- 25	0- 0	0- 2	OVERALL	0- 3	0- 4	4- 16			
3- 10	0- 0	0- 0	HOME	0- 1	0- 2	3- 7			
1- 15	0- 0	0- 2	AWAY	0- 2	0- 2	1- 9			
0- 0	0- 0	0- 0	NEUTRAL	0- 0	0- 0	0- 0			
2- 11	0- 0	0- 2	NON-CONFERENCE	0- 1	0- 4	2- 4			
1- 4	0- 0	0- 0	HOME	0- 0	0- 2	1- 2			
1- 7	0- 0	0- 2	AWAY	0- 1	0- 2	1- 2			
0- 0	0- 0	0- 0	NEUTRAL	0- 0	0- 0	0- 0			
2- 14	0- 0	0- 0	CONFERENCE	0- 2	0- 0	2- 12			
2- 6	0- 0	0- 0	HOME	0- 1	0- 0	2- 5			
0- 8	0- 0	0- 0	AWAY	0- 1	0- 0	0- 7			
0- 0	0- 0	0- 0	NEUTRAL	0- 0	0- 0	0- 0			

RPI S	Opponent	Score	RPI S	Opponent	Score	RPI S	Opponent	Score	RPI S	Opponent	Score	Team's RPI: 331
44	A Belmont	43 83	62	A FGCU	40 82	110	H UT Martin	53 62				
50	A Clemson	26 68	62	H FGCU	46 80	111	A Georgia	45 77				
			76	A Cincinnati	55 71	129	A Morehead St.	44 79				
						148	H Tennessee Tech	52 67				
						187	A Liberty	60 74				
						187	H Liberty	60 77				
						200	A North Ala.	50 71				
						200	H North Ala.	60 81				
						209	A Stetson	49 76				
						209	H Stetson	65 80				
						213	H Jacksonville St.	46 58				
						233	A North Florida	66 72				
						233	H North Florida	53 68				
						234	A Jacksonville	47 62				
						234	H Jacksonville	61 58				
						258	A Austin Peay	58 70				
						259	A Murray St.	61 97				
						295	H Col. of Charleston	63 65				
						298	A Kennesaw St.	36 67				
						298	H Kennesaw St.	72 69				
						301	A Alabama A&M	62 58				
						303	H Tennessee St.	64 62				
						324	A NJIT	67 80				
						324	H NJIT	53 69				
LAST 12 Division I GAMES:												
298	H Kennesaw St.	72 69	234	H Jacksonville	61 58							
200	A North Ala.	50 71	233	A North Florida	66 72							
324	H NJIT	53 69	200	H North Ala.	60 81							
62	H FGCU	46 80	187	H Liberty	60 77							
298	A Kennesaw St.	36 67	209	A Stetson	49 76							
187	A Liberty	60 74	62	A FGCU	40 82							

Non-Div I Games:

Lipscomb

■ Loss,
 ■ Non-Conf,
 ■ S Site,
 ■ H Home
 ■ A Away
 N Neutral

Little Rock

Through Games Of March 12, 2019

Average RPI Win:	186	WON-LOST	WINNING	LAST 10	STRENGTH OF	OPP. STRENGTH	TEAM	ADJ.	CONF.	ADJ CONF.
Average RPI Loss:	79	RECORD	PCT. RANK	GAMES	SCHEDULE	OF SCHEDULE	RPI	RPI	RPI	RPI
DIV. I ONLY	19- 10	89	1- 0	76	108	72	72	12	12	
DIV. I NON-CONF.	4- 7	228	0- 0	48	14	136	136	14	14	
TOTALS	RPI 1-25	RPI 26-50	W-L RECORDS	RPI 51-100	RPI 101-150	RPI 150+				
19- 10	0- 2	0- 2	OVERALL	3- 3	4- 1	12- 2				
10- 5	0- 2	0- 2	HOME	2- 0	2- 1	6- 0				
9- 5	0- 0	0- 0	AWAY	1- 3	2- 0	6- 2				
0- 0	0- 0	0- 0	NEUTRAL	0- 0	0- 0	0- 0				
4- 7	0- 2	0- 2	NON-CONFERENCE	0- 2	0- 1	4- 0				
1- 5	0- 2	0- 2	HOME	0- 0	0- 1	1- 0				
3- 2	0- 0	0- 0	AWAY	0- 2	0- 0	3- 0				
0- 0	0- 0	0- 0	NEUTRAL	0- 0	0- 0	0- 0				
15- 3	0- 0	0- 0	CONFERENCE	3- 1	4- 0	8- 2				
9- 0	0- 0	0- 0	HOME	2- 0	2- 0	5- 0				
6- 3	0- 0	0- 0	AWAY	1- 1	2- 0	3- 2				
0- 0	0- 0	0- 0	NEUTRAL	0- 0	0- 0	0- 0				

RPI 1-25				RPI 26-50				RPI 51-100				Team's RPI: 72	RPI 101+			
RPI	S	Opponent	Score	RPI	S	Opponent	Score	RPI	S	Opponent	Score		RPI	S	Opponent	Score
8	H	Mississippi St.	63 98	32	H	Kansas St.	47 53	70	A	UT Arlington	62 61		104	H	Western Ky.	56 68
17	H	Texas A&M	40 61	35	H	Rice	65 79	70	H	UT Arlington	68 65		116	A	South Alabama	65 42
								71	A	Missouri St.	44 48		116	H	South Alabama	47 44
								85	A	Troy	66 71		135	A	Appalachian St.	74 59
								85	H	Troy	76 72		139	H	Georgia St.	82 50
								87	A	LSU	45 60		159	A	Tulsa	63 53
													162	A	Texas St.	48 50
													162	H	Texas St.	62 47
													167	A	Louisiana Tech	69 58
													173	A	Coastal Caro.	60 47
													189	A	Arkansas St.	58 62
													189	H	Arkansas St.	68 55
													230	A	Memphis	63 60
													270	A	Louisiana	62 49
													270	H	Louisiana	62 48
													285	H	Ga. Southern	80 51
													300	A	La.-Monroe	57 38
													300	H	La.-Monroe	63 44
													306	H	Fla. Atlantic	61 38
LAST 12 Division I GAMES:																
300	A	La.-Monroe	57 38	70	A	UT Arlington	62 61									
270	A	Louisiana	62 49	116	H	South Alabama	47 44									
139	H	Georgia St.	82 50	85	H	Troy	76 72									
285	H	Ga. Southern	80 51	189	H	Arkansas St.	68 55									
189	A	Arkansas St.	58 62	135	A	Appalachian St.	74 59									
162	A	Texas St.	48 50	173	A	Coastal Caro.	60 47									

Non-Div I Games:

Little Rock

Loss, Non-Conf, S Site, H Home A Away N Neutral

Average RPI Win:	231	WON-LOST	WINNING	LAST 10	STRENGTH OF	OPP. STRENGTH	TEAM	ADJ.	CONF.	ADJ CONF.
Average RPI Loss:	159	RECORD	PCT. RANK	GAMES	SCHEDULE	OF SCHEDULE	RPI	RPI	RPI	RPI
DIV. I ONLY	9- 21	272	1- 0	162	216	265	265	20	20	
DIV. I NON-CONF.	3- 10	278	0- 0	124	117	257	257	20	20	
TOTALS	RPI 1-25	RPI 26-50	W-L RECORDS	RPI 51-100	RPI 101-150	RPI 150+				
9- 21	0- 1	0- 0	OVERALL	1- 6	0- 4	8- 10				
5- 11	0- 0	0- 0	HOME	1- 4	0- 1	4- 6				
3- 10	0- 1	0- 0	AWAY	0- 2	0- 3	3- 4				
1- 0	0- 0	0- 0	NEUTRAL	0- 0	0- 0	1- 0				
3- 10	0- 1	0- 0	NON-CONFERENCE	1- 4	0- 2	2- 3				
2- 6	0- 0	0- 0	HOME	1- 3	0- 0	1- 3				
1- 4	0- 1	0- 0	AWAY	0- 1	0- 2	1- 0				
0- 0	0- 0	0- 0	NEUTRAL	0- 0	0- 0	0- 0				
6- 11	0- 0	0- 0	CONFERENCE	0- 2	0- 2	6- 7				
3- 5	0- 0	0- 0	HOME	0- 1	0- 1	3- 3				
2- 6	0- 0	0- 0	AWAY	0- 1	0- 1	2- 4				
1- 0	0- 0	0- 0	NEUTRAL	0- 0	0- 0	1- 0				

RPI 1-25				RPI 26-50				RPI 51-100				RPI 101+				Team's RPI: 265	
RPI	S	Opponent	Score	RPI	S	Opponent	Score	RPI	S	Opponent	Score	RPI	S	Opponent	Score		
5	A	Oregon	48 110					52	H	Southern California	50 86	105	A	Loyola Marymount	62 71		
								80	H	Idaho	70 63	144	A	CSUN	45 60		
								82	H	Arizona	43 70	144	H	CSUN	37 51		
								84	A	UC Davis	50 70	147	A	Montana St.	62 85		
								84	H	UC Davis	49 66	152	A	UC Riverside	63 45		
								89	H	UNI	64 71	152	H	UC Riverside	59 73		
								92	A	Utah	59 82	176	A	UC Irvine	60 65		
												176	H	UC Irvine	46 48		
												179	A	Utah St.	50 48		
												199	A	Hawaii	49 63		
												199	H	Hawaii	56 40		
												218	H	California Baptist	83 85		
												245	H	Nevada	67 76		
												261	A	Cal St. Fullerton	59 53		
												261	H	Cal St. Fullerton	47 50		
												261	N	Cal St. Fullerton	60 54		
												271	H	San Diego	56 60		
												290	A	UC Santa Barbara	54 60		
												290	H	UC Santa Barbara	62 53		
												319	A	Cal Poly	59 66		
												319	H	Cal Poly	61 58		
												341	H	Grand Canyon	57 50		
LAST 12 Division I GAMES:																	
				261	N	Cal St. Fullerton	60 54					199	A	Hawaii	49 63		
				176	A	UC Irvine	60 65					176	H	UC Irvine	46 48		
				261	H	Cal St. Fullerton	47 50					199	H	Hawaii	56 40		
				84	H	UC Davis	49 66					319	A	Cal Poly	59 66		
				290	H	UC Santa Barbara	62 53					261	A	Cal St. Fullerton	59 53		
				144	A	CSUN	45 60					84	A	UC Davis	50 70		

Non-Div I Games:

Long Beach St.

■ Loss,
■ Non-Conf, S Site,
■ Home
■ Away
N Neutral

Average RPI Win: 263	WON-LOST	WINNING	LAST 10	STRENGTH OF	OPP. STRENGTH	TEAM	ADJ.	CONF.	ADJ CONF.
Average RPI Loss: 202	RECORD	PCT. RANK	GAMES	SCHEDULE	OF SCHEDULE	RPI	RPI	RPI	RPI
DIV. I ONLY	3- 27	347	0- 1	208	326	338	338	27	27
DIV. I NON-CONF.	1- 10	329	0- 0	140	336	320	320	29	29
TOTALS	RPI 1-25	RPI 26-50	W-L RECORDS	RPI 51-100	RPI 101-150	RPI 150+			
3- 27	0- 0	0- 0	OVERALL	0- 7	0- 1	3- 19			
3- 11	0- 0	0- 0	HOME	0- 2	0- 0	3- 9			
0- 15	0- 0	0- 0	AWAY	0- 5	0- 1	0- 9			
0- 1	0- 0	0- 0	NEUTRAL	0- 0	0- 0	0- 1			
1- 10	0- 0	0- 0	NON-CONFERENCE	0- 3	0- 1	1- 6			
1- 4	0- 0	0- 0	HOME	0- 0	0- 0	1- 4			
0- 5	0- 0	0- 0	AWAY	0- 3	0- 1	0- 1			
0- 1	0- 0	0- 0	NEUTRAL	0- 0	0- 0	0- 1			
2- 17	0- 0	0- 0	CONFERENCE	0- 4	0- 0	2- 13			
2- 7	0- 0	0- 0	HOME	0- 2	0- 0	2- 5			
0- 10	0- 0	0- 0	AWAY	0- 2	0- 0	0- 8			
0- 0	0- 0	0- 0	NEUTRAL	0- 0	0- 0	0- 0			

RPI 1-25				RPI 26-50				RPI 51-100				RPI 101+				Team's RPI: 338	
RPI	S	Opponent	Score	RPI	S	Opponent	Score	RPI	S	Opponent	Score	RPI	S	Opponent	Score		
								73	A	Virginia Tech	39	93	113	A	UNCW	33	35
								83	A	Radford	52	81	180	A	UNC Asheville	55	80
								83	H	Radford	34	68	180	H	UNC Asheville	57	68
								91	A	VCU	55	84	191	N	East Carolina	52	61
								95	A	High Point	47	70	193	A	Hampton	40	66
								95	H	High Point	54	65	193	H	Hampton	70	86
								99	A	Old Dominion	48	69	194	H	Eastern Mich.	45	64
													207	H	UMES	83	71
													208	H	Saint Francis (PA)	88	91
													212	A	Campbell	49	54
													212	H	Campbell	60	66
													238	A	Gardner-Webb	78	80
													238	H	Gardner-Webb	85	79
													254	H	Wofford	72	101
													276	A	Norfolk St.	42	74
													292	A	Charleston So.	67	79
													292	H	Charleston So.	74	81
													305	A	Winthrop	69	77
													318	H	Wagner	60	86
													320	A	Presbyterian	66	81
													320	H	Presbyterian	60	64
													343	A	USC Upstate	67	72
													343	H	USC Upstate	80	58
LAST 12 Division I GAMES:																	
				212	A	Campbell	49	54	180	H	UNC Asheville	57	68				
				99	A	Old Dominion	48	69	83	A	Radford	52	81				
				292	A	Charleston So.	67	79	343	H	USC Upstate	80	58				
				320	H	Presbyterian	60	64	238	A	Gardner-Webb	78	80				
				95	A	High Point	47	70	95	H	High Point	54	65				
				193	H	Hampton	70	86	238	H	Gardner-Webb	85	79				

Non-Div I Games:

Longwood

■ Loss,
■ Non-Conf,
■ S Site,
■ H Home
■ A Away
N Neutral

Average RPI Win: 246	WON-LOST	WINNING	LAST 10	STRENGTH OF	OPP. STRENGTH	TEAM	ADJ.	CONF.	ADJ CONF.
Average RPI Loss: 140	RECORD	PCT. RANK	GAMES	SCHEDULE	OF SCHEDULE	RPI	RPI	RPI	RPI
DIV. I ONLY	7- 22	302	0- 1	128	164	270	270	12	12
DIV. I NON-CONF.	2- 8	293	0- 0	116	201	254	254	14	14
TOTALS	RPI 1-25	RPI 26-50	W-L RECORDS	RPI 51-100	RPI 101-150	RPI 150+			
7- 22	0- 1	0- 1	OVERALL	0- 6	2- 4	5- 10			
5- 8	0- 0	0- 0	HOME	0- 4	2- 0	3- 4			
2- 13	0- 1	0- 1	AWAY	0- 2	0- 4	2- 5			
0- 1	0- 0	0- 0	NEUTRAL	0- 0	0- 0	0- 1			
2- 8	0- 1	0- 1	NON-CONFERENCE	0- 2	0- 0	2- 4			
1- 3	0- 0	0- 0	HOME	0- 2	0- 0	1- 1			
1- 4	0- 1	0- 1	AWAY	0- 0	0- 0	1- 2			
0- 1	0- 0	0- 0	NEUTRAL	0- 0	0- 0	0- 1			
5- 14	0- 0	0- 0	CONFERENCE	0- 4	2- 4	3- 6			
4- 5	0- 0	0- 0	HOME	0- 2	2- 0	2- 3			
1- 9	0- 0	0- 0	AWAY	0- 2	0- 4	1- 3			
0- 0	0- 0	0- 0	NEUTRAL	0- 0	0- 0	0- 0			

RPI 1-25				RPI 26-50				RPI 51-100				RPI 101+ Team's RPI: 270			
RPI	S	Opponent	Score	RPI	S	Opponent	Score	RPI	S	Opponent	Score	RPI	S	Opponent	Score
8	A	Mississippi St.	36 104	48	A	Auburn	59 71	53	H	Lamar University	77 79	116	A	South Alabama	61 73
								70	H	UT Arlington	61 76	116	A	South Alabama	60 83
								72	A	Little Rock	48 62	135	A	Appalachian St.	69 83
								72	H	Little Rock	49 62	135	H	Appalachian St.	73 55
								85	A	Troy	64 90	139	A	Georgia St.	71 74
								87	H	LSU	54 76	139	H	Georgia St.	57 54
												162	H	Texas St.	65 71
												172	H	Sam Houston St.	62 68
												173	A	Coastal Caro.	62 67
												173	H	Coastal Caro.	58 76
												189	A	Arkansas St.	75 87
												189	H	Arkansas St.	73 75
												229	A	UTRGV	60 75
												237	A	Ole Miss	57 79
												249	H	Jackson St.	68 61
												274	N	A&M-Corpus Christi	63 64
												285	A	Ga. Southern	71 79
												285	H	Ga. Southern	59 48
												300	A	La.-Monroe	55 52
												300	H	La.-Monroe	52 45
												312	A	McNeese	70 59
LAST 12 Division I GAMES:															
116	A	South Alabama	61 73	300	A	La.-Monroe	55 52	139	A	Georgia St.	71 74				
189	H	Arkansas St.	73 75	285	A	Ga. Southern	71 79	173	H	Coastal Caro.	58 76				
72	H	Little Rock	49 62	135	H	Appalachian St.	73 55	70	H	UT Arlington	61 76				
135	A	Appalachian St.	69 83												
173	A	Coastal Caro.	62 67												
162	H	Texas St.	65 71												

Non-Div I Games: Dillard

69 **72**

Louisiana

■ Loss,
 ■ Non-Conf,
 ■ S Site,
 ■ H Home
 ■ A Away
 N Neutral

Louisiana Tech

Through Games Of March 12, 2019

Average RPI Win:	218	WON-LOST	WINNING	LAST 10	STRENGTH OF	OPP. STRENGTH	TEAM	ADJ.	CONF.	ADJ CONF.
Average RPI Loss:	132	RECORD	PCT. RANK	GAMES	SCHEDULE	OF SCHEDULE	RPI	RPI	RPI	RPI
DIV. I ONLY	13- 15	198	1- 0	138	143	167	167	14	14	
DIV. I NON-CONF.	7- 5	132	1- 0	257	119	159	159	17	17	
TOTALS	RPI 1-25	RPI 26-50	W-L RECORDS	RPI 51-100	RPI 101-150	RPI 150+				
13- 15	0- 1	0- 2	OVERALL	0- 4	3- 2	10- 6				
7- 5	0- 0	0- 1	HOME	0- 2	2- 1	5- 1				
5- 9	0- 1	0- 1	AWAY	0- 1	1- 1	4- 5				
1- 1	0- 0	0- 0	NEUTRAL	0- 1	0- 0	1- 0				
7- 5	0- 1	0- 0	NON-CONFERENCE	0- 2	1- 0	6- 2				
3- 1	0- 0	0- 0	HOME	0- 1	1- 0	2- 0				
3- 3	0- 1	0- 0	AWAY	0- 0	0- 0	3- 2				
1- 1	0- 0	0- 0	NEUTRAL	0- 1	0- 0	1- 0				
6- 10	0- 0	0- 2	CONFERENCE	0- 2	2- 2	4- 4				
4- 4	0- 0	0- 1	HOME	0- 1	1- 1	3- 1				
2- 6	0- 0	0- 1	AWAY	0- 1	1- 1	1- 3				
0- 0	0- 0	0- 0	NEUTRAL	0- 0	0- 0	0- 0				

RPI 1-25			RPI 26-50			RPI 51-100			RPI 101+			Team's RPI: 167
RPI	S	Opponent	Score	RPI	S	Opponent	Score	RPI	S	Opponent	Score	
23	A	Arizona St.	44 80	35	A	Rice	42 78	68	A	Middle Tenn.	38 75	102 A UAB 73 68
				35	H	Rice	51 61	71	N	Missouri St.	70 82	102 H UAB 69 95
								72	H	Little Rock	58 69	104 A Western Ky. 76 81
								99	H	Old Dominion	59 70	106 H Charlotte 88 51
												109 H Houston 100 88
												156 N Alabama 79 62
												183 A Southern Miss. 70 74
												183 H Southern Miss. 106 85
												188 H North Texas 54 65
												189 A Arkansas St. 80 70
												203 A Marshall 88 90
												230 A Memphis 66 50
												237 H Ole Miss 80 71
												243 A UMKC 70 80
												256 A Wichita St. 56 70
												267 A UTEP 74 64
												302 A UTSA 68 70
												306 H Fla. Atlantic 86 55
												312 A McNeese 89 48
												321 H FIU 90 72
												322 H Southeastern La. 72 53
LAST 12 Division I GAMES:												
156	N	Alabama	79 62	183	H	Southern Miss.	106 85					
102	H	UAB	69 95	321	H	FIU	90 72					
35	A	Rice	42 78	306	H	Fla. Atlantic	86 55					
183	A	Southern Miss.	70 74	104	A	Western Ky.	76 81					
302	A	UTSA	68 70	203	A	Marshall	88 90					
267	A	UTEP	74 64	106	H	Charlotte	88 51					

Non-Div I Games: LSU-Alexandria 112 70

Louisiana Tech

■ Loss,
■ Non-Conf, S Site,
■ Home
■ Away
N Neutral

Louisville

Through Games Of March 12, 2019

Average RPI Win:	84	WON-LOST	WINNING	LAST 10	STRENGTH OF	OPP. STRENGTH	TEAM	ADJ.	CONF.	ADJ CONF.
Average RPI Loss:	7	RECORD	PCT. RANK	GAMES	SCHEDULE	OF SCHEDULE	RPI	RPI	RPI	RPI
DIV. I ONLY	29- 3	5	2- 1	6	2	3	3	1	1	
DIV. I NON-CONF.	13- 0	1	0- 0	13	27	4	4	1	1	
TOTALS	RPI 1-25	RPI 26-50	W-L RECORDS	RPI 51-100	RPI 101-150	RPI 150+				
29- 3	7- 3	6- 0	OVERALL	6- 0	7- 0	3- 0				
14- 1	4- 1	2- 0	HOME	3- 0	3- 0	2- 0				
11- 1	1- 1	3- 0	AWAY	3- 0	3- 0	1- 0				
4- 1	2- 1	1- 0	NEUTRAL	0- 0	1- 0	0- 0				
13- 0	3- 0	3- 0	NON-CONFERENCE	1- 0	3- 0	3- 0				
7- 0	2- 0	1- 0	HOME	1- 0	1- 0	2- 0				
4- 0	0- 0	2- 0	AWAY	0- 0	1- 0	1- 0				
2- 0	1- 0	0- 0	NEUTRAL	0- 0	1- 0	0- 0				
16- 3	4- 3	3- 0	CONFERENCE	5- 0	4- 0	0- 0				
7- 1	2- 1	1- 0	HOME	2- 0	2- 0	0- 0				
7- 1	1- 1	1- 0	AWAY	3- 0	2- 0	0- 0				
2- 1	1- 1	1- 0	NEUTRAL	0- 0	0- 0	0- 0				

RPI 1-25				Team's RPI: 3		RPI 26-50				RPI 51-100				RPI 101+			
RPI	S	Opponent	Score	RPI	S	Opponent	Score	RPI	S	Opponent	Score	RPI	S	Opponent	Score		
1	A	Notre Dame	68 82	27	A	Central Mich.	72 68	66	H	Georgia Tech	61 44	103	N	Hartford	86 69		
1	N	Notre Dame	79 99	36	H	North Carolina	73 66	73	A	Virginia Tech	72 63	104	A	Western Ky.	102 80		
6	H	UConn	78 69	42	A	Boise St.	74 55	79	A	Duke	73 51	110	H	UT Martin	102 62		
9	H	NC State	92 62	47	H	Miami (OH)	95 73	94	H	Nebraska	85 68	127	A	Pittsburgh	67 40		
9	N	NC State	78 68	50	A	Clemson	76 44	96	A	Virginia	71 49	127	H	Pittsburgh	70 42		
10	H	Syracuse	76 51	50	N	Clemson	75 67	96	H	Virginia	91 43	132	H	Boston College	87 51		
18	H	Miami (FL)	73 79									150	A	Wake Forest	73 49		
21	A	Florida St.	68 49									169	A	Chattanooga	75 49		
22	H	Kentucky	80 75									244	H	Northern Ky.	92 59		
23	N	Arizona St.	58 56									303	H	Tennessee St.	107 52		
LAST 12 Division I GAMES:																	
		50	N	Clemson			75 67			96	A	Virginia			71 49		
		1	N	Notre Dame			79 99			18	H	Miami (FL)			73 79		
		9	N	NC State			78 68			73	A	Virginia Tech			72 63		
		127	A	Pittsburgh			67 40			10	H	Syracuse			76 51		
		9	H	NC State			92 62			50	A	Clemson			76 44		
		132	H	Boston College			87 51			6	H	UConn			78 69		

Non-Div I Games:

Louisville

■ Loss,
 ■ Non-Conf, S Site,
 ■ Home
 ■ Away
 N Neutral

Loyola Chicago

Through Games Of March 12, 2019

Average RPI Win:	286	WON-LOST	WINNING	LAST 10	STRENGTH OF	OPP. STRENGTH	TEAM	ADJ.	CONF.	ADJ CONF.
Average RPI Loss:	123	RECORD	PCT. RANK	GAMES	SCHEDULE	OF SCHEDULE	RPI	RPI	RPI	RPI
DIV. I ONLY	12- 17	222	0- 1	269	191	253	253	13	13	
DIV. I NON-CONF.	6- 5	143	0- 0	336	280	279	279	15	15	
TOTALS	RPI 1-25	RPI 26-50	W-L RECORDS	RPI 51-100	RPI 101-150	RPI 150+				
12- 17	0- 3	0- 0	OVERALL	0- 5	1- 4	11- 5				
8- 7	0- 2	0- 0	HOME	0- 2	1- 1	7- 2				
4- 10	0- 1	0- 0	AWAY	0- 3	0- 3	4- 3				
0- 0	0- 0	0- 0	NEUTRAL	0- 0	0- 0	0- 0				
6- 5	0- 1	0- 0	NON-CONFERENCE	0- 1	0- 1	6- 2				
4- 2	0- 1	0- 0	HOME	0- 0	0- 0	4- 1				
2- 3	0- 0	0- 0	AWAY	0- 1	0- 1	2- 1				
0- 0	0- 0	0- 0	NEUTRAL	0- 0	0- 0	0- 0				
6- 12	0- 2	0- 0	CONFERENCE	0- 4	1- 3	5- 3				
4- 5	0- 1	0- 0	HOME	0- 2	1- 1	3- 1				
2- 7	0- 1	0- 0	AWAY	0- 2	0- 2	2- 2				
0- 0	0- 0	0- 0	NEUTRAL	0- 0	0- 0	0- 0				

RPI 1-25				RPI 26-50				RPI 51-100				RPI 101+ Team's RPI: 253			
RPI	S	Opponent	Score	RPI	S	Opponent	Score	RPI	S	Opponent	Score	RPI	S	Opponent	Score
16	A	Drake	60 69					71	A	Missouri St.	49 84	122	A	Youngstown St.	63 74
16	H	Drake	55 83					71	H	Missouri St.	58 85	140	A	Illinois St.	52 65
20	H	DePaul	76 102					89	A	UNI	52 64	140	H	Illinois St.	62 59
								89	H	UNI	65 71	149	A	Southern Ill.	63 74
								90	A	Purdue	41 65	149	H	Southern Ill.	41 64
												151	A	Bradley	59 71
												151	H	Bradley	56 69
												211	A	Bowling Green	74 88
												231	A	Indiana St.	44 36
												231	H	Indiana St.	56 54
												239	H	SIUE	56 43
												243	H	UMKC	74 88
												262	A	Western Mich.	64 53
												310	A	Valparaiso	74 81
												310	H	Valparaiso	80 54
												330	A	Evansville	71 51
												330	H	Evansville	61 56
												334	H	Purdue Fort Wayne	81 67
												336	H	Detroit Mercy	52 43
												339	A	UIC	75 60
												349	H	Chicago St.	76 40
LAST 12 Division I GAMES:															
310	A	Valparaiso	74 81	231	A	Indiana St.	44 36	16	H	Drake	55 83				
151	A	Bradley	59 71	89	H	UNI	65 71	151	H	Bradley	56 69				
140	A	Illinois St.	52 65	140	H	Illinois St.	62 59								
71	H	Missouri St.	58 85	149	A	Southern Ill.	41 64								
330	A	Evansville	71 51	149	A	Southern Ill.	63 74								

Non-Div I Games:

Loyola Chicago

■ Loss,
 ■ Non-Conf,
 ■ S Site,
 ■ Home
 ■ A Away
 N Neutral

Loyola Maryland

Through Games Of March 12, 2019

Average RPI Win:	261	WON-LOST	WINNING	LAST 10	STRENGTH OF	OPP. STRENGTH	TEAM	ADJ.	CONF.	ADJ CONF.
Average RPI Loss:	156	RECORD	PCT. RANK	GAMES	SCHEDULE	OF SCHEDULE	RPI	RPI	RPI	RPI
DIV. I ONLY	7- 24	308	1- 1	126	237	266	266	18	18	
DIV. I NON-CONF.	1- 10	329	0- 0	142	230	290	290	21	21	
TOTALS	RPI 1-25	RPI 26-50	W-L RECORDS	RPI 51-100	RPI 101-150	RPI 150+				
7- 24	0- 1	0- 3	OVERALL	0- 3	0- 4	7- 13				
3- 10	0- 0	0- 1	HOME	0- 1	0- 1	3- 7				
4- 13	0- 1	0- 2	AWAY	0- 2	0- 2	4- 6				
0- 1	0- 0	0- 0	NEUTRAL	0- 0	0- 1	0- 0				
1- 10	0- 1	0- 0	NON-CONFERENCE	0- 1	0- 2	1- 6				
0- 3	0- 0	0- 0	HOME	0- 0	0- 0	0- 3				
1- 6	0- 1	0- 0	AWAY	0- 1	0- 1	1- 3				
0- 1	0- 0	0- 0	NEUTRAL	0- 0	0- 1	0- 0				
6- 14	0- 0	0- 3	CONFERENCE	0- 2	0- 2	6- 7				
3- 7	0- 0	0- 1	HOME	0- 1	0- 1	3- 4				
3- 7	0- 0	0- 2	AWAY	0- 1	0- 1	3- 3				
0- 0	0- 0	0- 0	NEUTRAL	0- 0	0- 0	0- 0				

RPI 1-25				RPI 26-50				RPI 51-100				RPI 101+ Team's RPI: 266			
RPI	S	Opponent	Score	RPI	S	Opponent	Score	RPI	S	Opponent	Score	RPI	S	Opponent	Score
14	A	Maryland	48 83	43	A	Bucknell	55 87	69	A	Georgetown	30 45	125	A	Towson	57 62
				43	A	Bucknell	63 88	78	A	American	38 82	126	A	Lehigh	42 51
				43	H	Bucknell	57 75	78	H	American	56 67	126	H	Lehigh	46 65
												132	N	Boston College	47 73
												161	H	William & Mary	49 65
												174	A	Boston U.	59 55
												174	H	Boston U.	62 64
												177	A	Holy Cross	60 78
												177	H	Holy Cross	48 58
												210	A	Dartmouth	41 54
												216	A	Monmouth	75 67
												223	H	Mt. St. Mary's	67 77
												227	A	George Mason	38 70
												236	A	Saint Joseph's	46 49
												246	A	Colgate	64 73
												246	H	Colgate	47 58
												247	H	St. Francis Brooklyn	70 75
												255	A	Navy	55 50
												255	H	Navy	58 45
												255	H	Navy	46 58
												291	A	Army West Point	57 69
												291	H	Army West Point	70 51
												317	A	Lafayette	55 52
												317	H	Lafayette	62 50
LAST 12 Division I GAMES:															
255	H	Navy	58 45	246	H	Colgate	47 58								
43	A	Bucknell	63 88	43	A	Bucknell	55 87								
236	A	Saint Joseph's	46 49	317	A	Lafayette	55 52								
174	A	Boston U.	59 55	78	H	American	56 67								
255	A	Navy	55 50	177	H	Holy Cross	48 58								
126	H	Lehigh	46 65	291	H	Army West Point	70 51								

Non-Div I Games:

Loyola Maryland

Loss, Non-Conf, S Site, H Home A Away N Neutral

Average RPI Win:	172	WON-LOST	WINNING	LAST 10	STRENGTH OF	OPP. STRENGTH	TEAM	ADJ.	CONF.	ADJ CONF.
Average RPI Loss:	91	RECORD	PCT. RANK	GAMES	SCHEDULE	OF SCHEDULE	RPI	RPI	RPI	RPI
DIV. I ONLY	18- 14	137	1- 1	75	94	105	105	7	7	
DIV. I NON-CONF.	7- 5	132	0- 0	71	178	95	95	7	7	
TOTALS	RPI 1-25	RPI 26-50	W-L RECORDS	RPI 51-100	RPI 101-150	RPI 150+				
18- 14	1- 3	2- 4	OVERALL	3- 3	1- 0	11- 4				
9- 5	1- 1	2- 0	HOME	1- 2	0- 0	5- 2				
8- 5	0- 2	0- 1	AWAY	2- 1	1- 0	5- 1				
1- 4	0- 0	0- 3	NEUTRAL	0- 0	0- 0	1- 1				
7- 5	0- 0	1- 2	NON-CONFERENCE	2- 0	1- 0	3- 3				
4- 1	0- 0	1- 0	HOME	1- 0	0- 0	2- 1				
3- 1	0- 0	0- 0	AWAY	1- 0	1- 0	1- 1				
0- 3	0- 0	0- 2	NEUTRAL	0- 0	0- 0	0- 1				
11- 9	1- 3	1- 2	CONFERENCE	1- 3	0- 0	8- 1				
5- 4	1- 1	1- 0	HOME	0- 2	0- 0	3- 1				
5- 4	0- 2	0- 1	AWAY	1- 1	0- 0	4- 0				
1- 1	0- 0	0- 1	NEUTRAL	0- 0	0- 0	1- 0				

RPI 1-25				RPI 26-50				RPI 51-100				RPI 101+ Team's RPI: 105			
RPI	S	Opponent	Score	RPI	S	Opponent	Score	RPI	S	Opponent	Score	RPI	S	Opponent	Score
13	A	Gonzaga	58 68	33	H	UCLA	69 63	82	A	Arizona	66 64	144	A	CSUN	72 53
13	H	Gonzaga	53 78	38	N	South Dakota	40 67	84	H	UC Davis	60 53	164	A	Santa Clara	69 60
25	A	BYU	44 55	46	N	Indiana	43 67	97	A	Pepperdine	86 95	164	H	Santa Clara	75 83
25	H	BYU	61 58	49	A	Saint Mary's (CA)	62 86	97	H	Pepperdine	55 73	165	A	Denver	75 104
				49	H	Saint Mary's (CA)	69 56	98	A	Pacific	72 67	178	H	Robert Morris	61 53
				49	N	Saint Mary's (CA)	38 70	98	H	Pacific	75 81	192	A	Portland	70 54
												192	H	Portland	76 58
												201	N	Grambling	61 62
												221	H	Northern Ariz.	62 63
												250	A	San Francisco	73 66
												250	H	San Francisco	66 58
												250	N	San Francisco	66 45
												265	H	Long Beach St.	71 62
												271	A	San Diego	69 52
												271	H	San Diego	83 57
												290	A	UC Santa Barbara	70 57
LAST 12 Division I GAMES:															
250	N	San Francisco	66 45	49	H	Saint Mary's (CA)	69 56	97	H	Pepperdine	55 73				
49	N	Saint Mary's (CA)	38 70					250	A	San Francisco	73 66				
178	H	Robert Morris	61 53					164	A	Santa Clara	69 60				
13	A	Gonzaga	58 68					271	H	San Diego	83 57				
192	A	Portland	70 54					25	H	BYU	61 58				
98	H	Pacific	75 81												

Non-Div I Games:

Loyola Marymount

■ Loss,
 ■ Non-Conf,
 ■ S Site,
 ■ H Home
 ■ A Away
 N Neutral

Maine

Through Games Of March 12, 2019

Average RPI Win:	224	WON-LOST	WINNING	LAST 10	STRENGTH OF	OPP. STRENGTH	TEAM	ADJ.	CONF.	ADJ CONF.
Average RPI Loss:	88	RECORD	PCT. RANK	GAMES	SCHEDULE	OF SCHEDULE	RPI	RPI	RPI	RPI
DIV. I ONLY	24- 7	39	2- 0	156	212	61	61	23	23	
DIV. I NON-CONF.	7- 6	153	0- 0	29	81	49	49	25	25	
TOTALS	RPI 1-25	RPI 26-50	W-L RECORDS	RPI 51-100	RPI 101-150	RPI 150+				
24- 7	0- 1	1- 0	OVERALL	3- 3	3- 2	17- 1				
12- 1	0- 0	0- 0	HOME	1- 1	2- 0	9- 0				
10- 5	0- 1	1- 0	AWAY	1- 2	1- 2	7- 0				
2- 1	0- 0	0- 0	NEUTRAL	1- 0	0- 0	1- 1				
7- 6	0- 1	1- 0	NON-CONFERENCE	3- 3	0- 1	3- 1				
2- 1	0- 0	0- 0	HOME	1- 1	0- 0	1- 0				
3- 4	0- 1	1- 0	AWAY	1- 2	0- 1	1- 0				
2- 1	0- 0	0- 0	NEUTRAL	1- 0	0- 0	1- 1				
17- 1	0- 0	0- 0	CONFERENCE	0- 0	3- 1	14- 0				
10- 0	0- 0	0- 0	HOME	0- 0	2- 0	8- 0				
7- 1	0- 0	0- 0	AWAY	0- 0	1- 1	6- 0				
0- 0	0- 0	0- 0	NEUTRAL	0- 0	0- 0	0- 0				

RPI 1-25				RPI 26-50				RPI 51-100 Team's RPI: 61				RPI 101+			
RPI	S	Opponent	Score	RPI	S	Opponent	Score	RPI	S	Opponent	Score	RPI	S	Opponent	Score
9	A	NC State	46 84	36	A	North Carolina	85 73	60	N	Penn	47 46	101	A	Northeastern	55 63
								67	A	Green Bay	39 70	103	A	Hartford	46 49
								75	H	Toledo	73 59	103	H	Hartford	78 58
								79	H	Duke	63 66	138	A	Stony Brook	68 54
								86	A	Fordham	64 72	138	H	Stony Brook	71 61
								88	A	Harvard	67 60	169	N	Chattanooga	61 66
												197	N	N.C. A&T	58 52
												235	A	Albany (NY)	67 61
												235	H	Albany (NY)	76 65
												235	H	Albany (NY)	66 51
												252	A	Binghamton	67 60
												252	H	Binghamton	95 66
												278	A	Vermont	63 51
												278	H	Vermont	66 45
												281	H	Brown	102 96
												293	A	Bryant	74 57
												304	A	UMBC	58 45
												304	H	UMBC	84 44
												316	A	New Hampshire	69 45
												316	H	New Hampshire	69 36
												316	H	New Hampshire	67 46
												327	A	UMass Lowell	60 41
												327	H	UMass Lowell	79 45
LAST 12 Division I GAMES:															
316	H	New Hampshire	69 36	235	A	Albany (NY)	67 61								
235	H	Albany (NY)	66 51	103	H	Hartford	78 58								
169	N	Chattanooga	61 66	304	A	UMBC	58 45								
252	A	Binghamton	67 60	278	H	Vermont	66 45								
327	A	UMass Lowell	60 41	316	A	New Hampshire	69 45								
138	H	Stony Brook	71 61	327	H	UMass Lowell	79 45								

Non-Div I Games:

Maine

■ Loss,
 ■ Non-Conf,
 ■ S Site,
 ■ Home
 ■ A Away
 N Neutral

Average RPI Win:	291	WON-LOST	WINNING	LAST 10	STRENGTH OF	OPP. STRENGTH	TEAM	ADJ.	CONF.	ADJ CONF.
Average RPI Loss:	175	RECORD	PCT. RANK	GAMES	SCHEDULE	OF SCHEDULE	RPI	RPI	RPI	RPI
DIV. I ONLY	12- 19	236	1- 0	229	322	263	263	26	26	
DIV. I NON-CONF.	2- 9	297	0- 0	146	348	317	317	27	27	
TOTALS	RPI 1-25	RPI 26-50	W-L RECORDS	RPI 51-100	RPI 101-150	RPI 150+				
12- 19	0- 0	0- 2	OVERALL	0- 3	1- 3	11- 11				
7- 9	0- 0	0- 1	HOME	0- 2	0- 2	7- 4				
4- 9	0- 0	0- 1	AWAY	0- 1	1- 0	3- 7				
1- 1	0- 0	0- 0	NEUTRAL	0- 0	0- 1	1- 0				
2- 9	0- 0	0- 0	NON-CONFERENCE	0- 3	0- 1	2- 5				
2- 5	0- 0	0- 0	HOME	0- 2	0- 1	2- 2				
0- 4	0- 0	0- 0	AWAY	0- 1	0- 0	0- 3				
0- 0	0- 0	0- 0	NEUTRAL	0- 0	0- 0	0- 0				
10- 10	0- 0	0- 2	CONFERENCE	0- 0	1- 2	9- 6				
5- 4	0- 0	0- 1	HOME	0- 0	0- 1	5- 2				
4- 5	0- 0	0- 1	AWAY	0- 0	1- 0	3- 4				
1- 1	0- 0	0- 0	NEUTRAL	0- 0	0- 1	1- 0				

[illegible]

Non-Div I Games:

Manhattan

Loss, Non-Conf, S Site, H Home A Away N Neutral

Average RPI Win: 245	WON-LOST	WINNING	LAST 10	STRENGTH OF	OPP. STRENGTH	TEAM	ADJ.	CONF.	ADJ CONF.
Average RPI Loss: 112	RECORD	PCT. RANK	GAMES	SCHEDULE	OF SCHEDULE	RPI	RPI	RPI	RPI
DIV. I ONLY	23- 10	66	2- 1	206	243	119	119	26	26
DIV. I NON-CONF.	8- 4	91	0- 0	186	145	101	101	27	27
TOTALS	RPI 1-25	RPI 26-50	W-L RECORDS	RPI 51-100	RPI 101-150	RPI 150+			
23- 10	0- 0	0- 3	OVERALL	0- 3	1- 0	22- 4			
9- 4	0- 0	0- 1	HOME	0- 0	1- 0	8- 3			
10- 4	0- 0	0- 1	AWAY	0- 2	0- 0	10- 1			
4- 2	0- 0	0- 1	NEUTRAL	0- 1	0- 0	4- 0			
8- 4	0- 0	0- 0	NON-CONFERENCE	0- 3	1- 0	7- 1			
3- 1	0- 0	0- 0	HOME	0- 0	1- 0	2- 1			
3- 2	0- 0	0- 0	AWAY	0- 2	0- 0	3- 0			
2- 1	0- 0	0- 0	NEUTRAL	0- 1	0- 0	2- 0			
15- 6	0- 0	0- 3	CONFERENCE	0- 0	0- 0	15- 3			
6- 3	0- 0	0- 1	HOME	0- 0	0- 0	6- 2			
7- 2	0- 0	0- 1	AWAY	0- 0	0- 0	7- 1			
2- 1	0- 0	0- 1	NEUTRAL	0- 0	0- 0	2- 0			

RPI 1-25				RPI 26-50				RPI 51-100				RPI 101+				Team's RPI: 119
RPI	S	Opponent	Score	RPI	S	Opponent	Score	RPI	S	Opponent	Score	RPI	S	Opponent	Score	
				39	A	Quinnipiac	66 78	51	A	Princeton	57 60	101	H	Northeastern	90 84	
				39	H	Quinnipiac	69 76	59	N	Wright St.	60 76	166	H	Temple	74 68	
				39	N	Quinnipiac	51 81	79	A	Duke	56 64	171	A	Rider	64 70	
												171	H	Rider	58 68	
												171	N	Rider	62 52	
												174	H	Boston U.	68 57	
												205	H	Massachusetts	55 70	
												209	N	Stetson	76 69	
												216	A	Monmouth	69 45	
												216	H	Monmouth	69 45	
												224	A	Elon	61 57	
												235	A	Albany (NY)	74 56	
												248	N	Hofstra	71 57	
												255	A	Navy	72 48	
												263	A	Manhattan	62 51	
												263	H	Manhattan	51 69	
												263	N	Manhattan	65 51	
												272	A	Niagara	87 58	
												272	H	Niagara	82 69	
												275	A	Siena	73 58	
												275	H	Siena	88 59	
												282	A	Fairfield	56 46	
												282	H	Fairfield	85 44	
												287	A	Canisius	71 66	
												287	H	Canisius	66 50	
												325	H	Iona	76 36	
LAST 12 Division I GAMES:																
				263	N	Manhattan	65 51	282	H	Fairfield	85 44					
				171	N	Rider	62 52	287	H	Canisius	66 50					
				39	N	Quinnipiac	51 81	171	A	Rider	64 70					
				272	H	Niagara	82 69	263	A	Manhattan	62 51					
				216	A	Monmouth	69 45	275	A	Siena	73 58					
				39	A	Quinnipiac	66 78	171	H	Rider	58 68					

Non-Div I Games:

Marist

■ Loss,
 ■ Non-Conf,
 ■ S Site,
 ■ Home
 ■ A Away
 N Neutral

RPI	S	Opponent	Score
347	A	Saint Peter's	62 42

M
a
r
i
s
t

M
a
r
i
s
t

Marist

Average RPI Win: 115	WON-LOST	WINNING	LAST 10	STRENGTH OF	OPP. STRENGTH	TEAM	ADJ.	CONF.	ADJ CONF.
Average RPI Loss: 47	RECORD	PCT. RANK	GAMES	SCHEDULE	OF SCHEDULE	RPI	RPI	RPI	RPI
DIV. I ONLY	26- 7	33	1- 1	22	41	12	12	6	6
DIV. I NON-CONF.	9- 3	62	0- 0	21	24	20	20	4	4
TOTALS	RPI 1-25	RPI 26-50	W-L RECORDS	RPI 51-100	RPI 101-150	RPI 150+			
26- 7	2- 4	2- 0	OVERALL	9- 2	8- 1	5- 0			
15- 2	1- 1	2- 0	HOME	5- 1	4- 0	3- 0			
9- 5	1- 3	0- 0	AWAY	3- 1	3- 1	2- 0			
2- 0	0- 0	0- 0	NEUTRAL	1- 0	1- 0	0- 0			
9- 3	0- 3	2- 0	NON-CONFERENCE	2- 0	2- 0	3- 0			
7- 1	0- 1	2- 0	HOME	2- 0	1- 0	2- 0			
2- 2	0- 2	0- 0	AWAY	0- 0	1- 0	1- 0			
0- 0	0- 0	0- 0	NEUTRAL	0- 0	0- 0	0- 0			
17- 4	2- 1	0- 0	CONFERENCE	7- 2	6- 1	2- 0			
8- 1	1- 0	0- 0	HOME	3- 1	3- 0	1- 0			
7- 3	1- 1	0- 0	AWAY	3- 1	2- 1	1- 0			
2- 0	0- 0	0- 0	NEUTRAL	1- 0	1- 0	0- 0			

RPI	S	Opponent	Score	RPI	S	Opponent	Score	RPI	S	Opponent	Score	RPI	S	Opponent	Score
1	H	Notre Dame	63 87	26	H	South Dakota St.	91 52	55	A	Villanova	91 55	114	A	St. John's (NY)	74 81
8	A	Mississippi St.	82 87	45	H	Michigan	85 74	55	H	Villanova	93 55	114	H	St. John's (NY)	83 73
18	A	Miami (FL)	55 63					67	H	Green Bay	80 54	114	N	St. John's (NY)	88 57
20	A	DePaul	73 74					69	A	Georgetown	72 62	115	A	Northwestern	76 57
20	A	DePaul	93 87					69	H	Georgetown	59 52	120	A	Providence	80 57
20	H	DePaul	96 63					69	N	Georgetown	75 62	120	H	Providence	85 46
								74	A	Butler	87 58	142	A	Seton Hall	109 63
								74	H	Butler	57 61	142	H	Seton Hall	96 60
								89	H	UNI	102 61	147	H	Montana St.	100 52
								93	A	Creighton	65 71	198	A	Milwaukee	83 74
								93	H	Creighton	85 67	217	A	Xavier	90 44
												217	H	Xavier	79 53
												252	H	Binghamton	93 40
												339	H	UIC	96 32
LAST 12 Division I GAMES:															
114	N	St. John's (NY)	88 57	93	A	Creighton	65 71								
20	A	DePaul	73 74	217	H	Xavier	79 53								
69	N	Georgetown	75 62	74	H	Butler	57 61								
89	H	UNI	102 61	142	A	Seton Hall	109 63								
18	A	Miami (FL)	55 63	114	A	St. John's (NY)	74 81								
120	A	Providence	80 57	55	H	Villanova	93 55								

Non-Div I Games:

Marquette

Marshall

Through Games Of March 12, 2019

Average RPI Win:	247	WON-LOST	WINNING	LAST 10	STRENGTH OF	OPP. STRENGTH	TEAM	ADJ.	CONF.	ADJ CONF.
Average RPI Loss:	132	RECORD	PCT. RANK	GAMES	SCHEDULE	OF SCHEDULE	RPI	RPI	RPI	RPI
DIV. I ONLY	15- 13	148	1- 0	293	129	203	203	14	14	
DIV. I NON-CONF.	5- 7	206	0- 0	340	189	329	329	17	17	
TOTALS	RPI 1-25	RPI 26-50	W-L RECORDS	RPI 51-100	RPI 101-150	RPI 150+				
15- 13	0- 0	0- 2	OVERALL	2- 1	1- 6	12- 4				
10- 5	0- 0	0- 1	HOME	1- 0	1- 2	8- 2				
5- 8	0- 0	0- 1	AWAY	1- 1	0- 4	4- 2				
0- 0	0- 0	0- 0	NEUTRAL	0- 0	0- 0	0- 0				
5- 7	0- 0	0- 1	NON-CONFERENCE	0- 0	0- 3	5- 3				
5- 2	0- 0	0- 0	HOME	0- 0	0- 1	5- 1				
0- 5	0- 0	0- 1	AWAY	0- 0	0- 2	0- 2				
0- 0	0- 0	0- 0	NEUTRAL	0- 0	0- 0	0- 0				
10- 6	0- 0	0- 1	CONFERENCE	2- 1	1- 3	7- 1				
5- 3	0- 0	0- 1	HOME	1- 0	1- 1	3- 1				
5- 3	0- 0	0- 0	AWAY	1- 1	0- 2	4- 0				
0- 0	0- 0	0- 0	NEUTRAL	0- 0	0- 0	0- 0				

RPI 1-25				RPI 26-50				RPI 51-100				RPI 101+				Team's RPI: 203	
RPI	S	Opponent	Score	RPI	S	Opponent	Score	RPI	S	Opponent	Score	RPI	S	Opponent	Score		
35	H	Rice	67 79	68	A	Middle Tenn.	59 53	102	A	UAB	59 77						
50	A	Clemson	54 68	99	A	Old Dominion	53 79	104	A	Western Ky.	55 85						
				99	H	Old Dominion	57 48	104	H	Western Ky.	66 69						
								106	H	Charlotte	63 62						
								125	H	Towson	69 76						
								135	A	Appalachian St.	52 74						
								149	A	Southern Ill.	49 58						
								167	H	Louisiana Tech	90 88						
								183	H	Southern Miss.	52 64						
								184	A	Wisconsin	49 67						
								188	H	North Texas	67 55						
								211	A	Bowling Green	76 99						
								231	H	Indiana St.	53 62						
								267	A	UTEP	63 60						
								280	H	Cleveland St.	86 64						
								302	A	UTSA	79 72						
								303	H	Tennessee St.	80 59						
								306	A	Fla. Atlantic	72 67						
								314	H	Coppin St.	88 67						
								321	A	FIU	86 58						
								321	H	FIU	87 42						
								330	H	Evansville	72 65						
								340	H	Delaware St.	75 63						
LAST 12 Division I GAMES:																	
321	H	FIU	87 42	188	H	North Texas	67 55										
99	A	Old Dominion	53 79	302	A	UTSA	79 72										
104	H	Western Ky.	66 69	267	A	UTEP	63 60										
68	A	Middle Tenn.	59 53	183	H	Southern Miss.	52 64										
102	A	UAB	59 77	167	H	Louisiana Tech	90 88										
35	H	Rice	67 79	321	A	FIU	86 58										

Non-Div I Games: Bluefield St. 82 29

Marshall

■ Loss,
 ■ Non-Conf, S Site,
 ■ Home
 ■ Away
 N Neutral

Maryland

Through Games Of March 12, 2019

Average RPI Win:	133	WON-LOST	WINNING	LAST 10	STRENGTH OF	OPP. STRENGTH	TEAM	ADJ.	CONF.	ADJ CONF.
Average RPI Loss:	21	RECORD	PCT. RANK	GAMES	SCHEDULE	OF SCHEDULE	RPI	RPI	RPI	RPI
DIV. I ONLY	28- 4	7	1- 0	68	43	14	14	4	4	
DIV. I NON-CONF.	11- 0	1	0- 0	204	95	24	24	6	6	
TOTALS	RPI 1-25	RPI 26-50	W-L RECORDS	RPI 51-100	RPI 101-150	RPI 150+				
28- 4	1- 2	6- 2	OVERALL	6- 0	7- 0	8- 0				
14- 1	0- 0	2- 1	HOME	3- 0	4- 0	5- 0				
10- 2	1- 1	2- 1	AWAY	3- 0	2- 0	2- 0				
4- 1	0- 1	2- 0	NEUTRAL	0- 0	1- 0	1- 0				
11- 0	1- 0	1- 0	NON-CONFERENCE	1- 0	3- 0	5- 0				
6- 0	0- 0	1- 0	HOME	1- 0	1- 0	3- 0				
3- 0	1- 0	0- 0	AWAY	0- 0	1- 0	1- 0				
2- 0	0- 0	0- 0	NEUTRAL	0- 0	1- 0	1- 0				
17- 4	0- 2	5- 2	CONFERENCE	5- 0	4- 0	3- 0				
8- 1	0- 0	1- 1	HOME	2- 0	3- 0	2- 0				
7- 2	0- 1	2- 1	AWAY	3- 0	1- 0	1- 0				
2- 1	0- 1	2- 0	NEUTRAL	0- 0	0- 0	0- 0				

RPI	S	Opponent	Score	RPI	S	Opponent	Score	RPI	S	Opponent	Score	RPI	S	Opponent	Score
7	A	Iowa	73 86	28	H	James Madison	87 63	66	H	Georgia Tech	67 54	107	H	Minnesota	71 69
7	N	Iowa	76 90	29	A	Rutgers	62 48	90	A	Purdue	58 55	111	N	Georgia	58 51
19	A	South Carolina	85 61	29	H	Rutgers	65 73	94	A	Nebraska	81 63	115	H	Northwestern	72 57
				41	A	Michigan St.	60 77	94	H	Nebraska	89 63	117	H	Dayton	82 71
				41	N	Michigan St.	71 55	100	A	Ohio St.	70 57	128	A	Delaware	77 53
				45	H	Michigan	83 69	100	H	Ohio St.	75 69	146	A	Penn St.	77 61
				45	N	Michigan	73 72					146	H	Penn St.	79 67
				46	A	Indiana	76 56					184	H	Wisconsin	75 57
												219	A	George Washington	69 30
												226	A	Illinois	80 66
												226	H	Illinois	71 62
												266	H	Loyola Maryland	83 48
												304	H	UMBC	92 61
												311	N	Morgan St.	68 44
												314	H	Coppin St.	93 36
LAST 12 Division I GAMES:															
				41	N	Michigan St.	71 55	7	A	Iowa	73 86				
				45	N	Michigan	73 72	94	H	Nebraska	89 63				
				7	N	Iowa	76 90	29	A	Rutgers	62 48				
				226	H	Illinois	71 62	115	H	Northwestern	72 57				
				90	A	Purdue	58 55	226	A	Illinois	80 66				
				107	H	Minnesota	71 69	184	H	Wisconsin	75 57				

Non-Div I Games:

Maryland

Loss, Non-Conf, S Site, H Home A Away N Neutral

Massachusetts

Through Games Of March 12, 2019

Average RPI Win:	229	WON-LOST	WINNING	LAST 10	STRENGTH OF	OPP. STRENGTH	TEAM	ADJ.	CONF.	ADJ CONF.
Average RPI Loss:	178	RECORD	PCT. RANK	GAMES	SCHEDULE	OF SCHEDULE	RPI	RPI	RPI	RPI
DIV. I ONLY	16- 16	170	1- 0	252	242	205	205	17	17	
DIV. I NON-CONF.	8- 6	138	0- 0	238	323	190	190	16	16	
TOTALS	RPI 1-25	RPI 26-50	W-L RECORDS	RPI 51-100	RPI 101-150	RPI 150+				
16- 16	0- 0	0- 1	OVERALL	0- 3	2- 3	14- 9				
9- 6	0- 0	0- 0	HOME	0- 0	1- 0	8- 6				
6- 8	0- 0	0- 0	AWAY	0- 2	1- 3	5- 3				
1- 2	0- 0	0- 1	NEUTRAL	0- 1	0- 0	1- 0				
8- 6	0- 0	0- 1	NON-CONFERENCE	0- 0	1- 2	7- 3				
5- 2	0- 0	0- 0	HOME	0- 0	0- 0	5- 2				
2- 3	0- 0	0- 0	AWAY	0- 0	1- 2	1- 1				
1- 1	0- 0	0- 1	NEUTRAL	0- 0	0- 0	1- 0				
8- 10	0- 0	0- 0	CONFERENCE	0- 3	1- 1	7- 6				
4- 4	0- 0	0- 0	HOME	0- 0	1- 0	3- 4				
4- 5	0- 0	0- 0	AWAY	0- 2	0- 1	4- 2				
0- 1	0- 0	0- 0	NEUTRAL	0- 1	0- 0	0- 0				

RPI S	Opponent	Score	RPI S	Opponent	Score	RPI S	Opponent	Score	RPI S	Opponent	Score	Team's RPI: 205
43 N	Bucknell	58 77	86 A	Fordham	64 76	101 A	Northeastern	52 53				
			86 N	Fordham	62 73	117 A	Dayton	47 75				
			91 A	VCU	48 52	119 A	Marist	70 55				
						125 A	Towson	53 78				
						136 H	Duquesne	69 66				
						153 A	Davidson	70 58				
						153 H	Davidson	49 64				
						174 H	Boston U.	66 55				
						181 H	Sacred Heart	78 61				
						182 H	Saint Louis	70 66				
						219 H	George Washington	59 66				
						222 H	North Dakota	52 59				
						227 A	George Mason	86 80				
						227 H	George Mason	52 70				
						229 H	UTRGV	74 70				
						236 A	Saint Joseph's	54 55				
						257 A	Rhode Island	57 53				
						257 H	Rhode Island	56 34				
						260 H	St. Bonaventure	63 64				
						273 A	Richmond	58 62				
						273 H	Richmond	64 38				
						275 A	Siena	59 64				
						281 A	Brown	90 61				
						282 N	Fairfield	59 49				
						284 A	La Salle	74 60				
						308 H	Incarnate Word	71 59				
LAST 12 Division I GAMES:												
227 A	George Mason	86 80	153 H	Davidson	49 64							
86 N	Fordham	62 73	236 A	Saint Joseph's	54 55							
257 A	Rhode Island	57 53	257 H	Rhode Island	56 34							
273 H	Richmond	64 38	136 H	Duquesne	69 66							
86 A	Fordham	64 76	273 A	Richmond	58 62							
219 H	George Washington	59 66	91 A	VCU	48 52							

Non-Div I Games:

Massachusetts

■ Loss,
 ■ Non-Conf,
 ■ S Site,
 ■ Home
 ■ A Away
 N Neutral

RPI	S	Opponent	Score	
327	H	UMass Lowell	59	62
328	H	Central Conn. St.	74	59

M
a
s
s
a
c
h
u
s
e
t
t
s

M
a
s
s
a
c
h
u
s
e
t
t
s

Massachusetts

McNeese

Through Games Of March 12, 2019

Average RPI Win:	293	WON-LOST	WINNING	LAST 10	STRENGTH OF	OPP. STRENGTH	TEAM	ADJ.	CONF.	ADJ CONF.
Average RPI Loss:	186	RECORD	PCT. RANK	GAMES	SCHEDULE	OF SCHEDULE	RPI	RPI	RPI	RPI
DIV. I ONLY	5- 21	324	0- 1	245	298	312	312	25	25	
DIV. I NON-CONF.	0- 8	336	0- 0	96	184	314	314	23	23	
TOTALS	RPI 1-25	RPI 26-50	W-L RECORDS	RPI 51-100	RPI 101-150	RPI 150+				
5- 21	0- 0	0- 2	OVERALL	0- 4	0- 2	5- 13				
2- 9	0- 0	0- 0	HOME	0- 2	0- 0	2- 7				
3- 12	0- 0	0- 2	AWAY	0- 2	0- 2	3- 6				
0- 0	0- 0	0- 0	NEUTRAL	0- 0	0- 0	0- 0				
0- 8	0- 0	0- 2	NON-CONFERENCE	0- 1	0- 1	0- 4				
0- 2	0- 0	0- 0	HOME	0- 0	0- 0	0- 2				
0- 6	0- 0	0- 2	AWAY	0- 1	0- 1	0- 2				
0- 0	0- 0	0- 0	NEUTRAL	0- 0	0- 0	0- 0				
5- 13	0- 0	0- 0	CONFERENCE	0- 3	0- 1	5- 9				
2- 7	0- 0	0- 0	HOME	0- 2	0- 0	2- 5				
3- 6	0- 0	0- 0	AWAY	0- 1	0- 1	3- 4				
0- 0	0- 0	0- 0	NEUTRAL	0- 0	0- 0	0- 0				

RPI S	Opponent	Score	RPI S	Opponent	Score	RPI S	Opponent	Score	RPI S	Opponent	Score	Team's RPI: 312
30	A Texas	40 96	35	A Rice	65 93	53	A Lamar University	68 81	102	A UAB	48 91	
						53	H Lamar University	62 64	145	A Abilene Christian	52 109	
						63	H SFA	48 97	157	A Nicholls St.	69 68	
						87	A LSU	36 86	157	H Nicholls St.	55 78	
									167	H Louisiana Tech	48 89	
									172	H Sam Houston St.	80 93	
									201	A Grambling	51 75	
									270	H Louisiana	59 70	
									274	A A&M-Corpus Christi	51 62	
									282	A New Orleans	76 88	
									282	H New Orleans	60 64	
									286	A Central Ark.	45 76	
									300	A La.-Monroe	60 69	
									308	H Incarnate Word	66 68	
									315	A Northwestern St.	63 82	
									315	H Northwestern St.	73 89	
									322	A Southeastern La.	75 70	
									322	H Southeastern La.	62 56	
									332	A Houston Baptist	72 67	
									332	H Houston Baptist	81 71	
LAST 12 Division I GAMES:												
53	A Lamar University	68 81	322	A Southeastern La.	75 70							
274	A A&M-Corpus Christi	51 62	63	H SFA	48 97							
332	A Houston Baptist	72 67	315	H Northwestern St.	73 89							
157	H Nicholls St.	55 78	172	H Sam Houston St.	80 93							
282	H New Orleans	60 64	53	H Lamar University	62 64							
286	A Central Ark.	45 76	332	H Houston Baptist	81 71							

Non-Div I Games: LSU-Alexandria 60 68 Southern-N.O. 106 54 Louisiana Col. 86 68

McNeese

Loss, Non-Conf, S Site, H Home A Away N Neutral

Average RPI Win:	209	WON-LOST	WINNING	LAST 10	STRENGTH OF	OPP. STRENGTH	TEAM	ADJ.	CONF.	ADJ CONF.
Average RPI Loss:	140	RECORD	PCT. RANK	GAMES	SCHEDULE	OF SCHEDULE	RPI	RPI	RPI	RPI
DIV. I ONLY	11- 20	255	1- 0	131	144	230	230	9	9	
DIV. I NON-CONF.	5- 8	224	0- 0	178	317	261	261	8	8	
TOTALS	RPI 1-25	RPI 26-50	W-L RECORDS	RPI 51-100	RPI 101-150	RPI 150+				
11- 20	0- 2	0- 0	OVERALL	0- 5	2- 2	9- 11				
6- 10	0- 1	0- 0	HOME	0- 3	0- 1	6- 5				
3- 9	0- 1	0- 0	AWAY	0- 1	1- 1	2- 6				
2- 1	0- 0	0- 0	NEUTRAL	0- 1	1- 0	1- 0				
5- 8	0- 0	0- 0	NON-CONFERENCE	0- 2	1- 1	4- 5				
4- 4	0- 0	0- 0	HOME	0- 2	0- 0	4- 2				
0- 4	0- 0	0- 0	AWAY	0- 0	0- 1	0- 3				
1- 0	0- 0	0- 0	NEUTRAL	0- 0	1- 0	0- 0				
6- 12	0- 2	0- 0	CONFERENCE	0- 3	1- 1	5- 6				
2- 6	0- 1	0- 0	HOME	0- 1	0- 1	2- 3				
3- 5	0- 1	0- 0	AWAY	0- 1	1- 0	2- 3				
1- 1	0- 0	0- 0	NEUTRAL	0- 1	0- 0	1- 0				

RPI	S	Opponent	Score	RPI	S	Opponent	Score	RPI	S	Opponent	Score	RPI	S	Opponent	Score	Team's RPI: 230
6	A	UConn	45 102					72	H	Little Rock	60 63	102	A	UAB	54 85	
15	H	UCF	55 68					75	H	Toledo	48 58	109	H	Houston	57 59	
								76	A	Cincinnati	56 80	112	A	South Fla.	47 40	
								76	H	Cincinnati	69 89	130	N	Mercer	59 53	
								76	N	Cincinnati	48 68	159	A	Tulsa	39 46	
												159	H	Tulsa	59 56	
												166	H	Temple	53 84	
												166	N	Temple	59 58	
												167	A	Tulane	65 59	
												167	H	Louisiana Tech	50 66	
												167	H	Tulane	61 62	
												173	A	Coastal Caro.	71 90	
												189	A	Arkansas St.	66 77	
												191	A	East Carolina	59 68	
												191	H	East Carolina	58 46	
												219	A	George Washington	38 51	
												232	A	SMU	48 71	
												241	H	Southeast Mo. St.	69 57	
												249	H	Jackson St.	68 67	
												256	A	Wichita St.	71 50	
												256	H	Wichita St.	48 57	
												282	H	New Orleans	59 66	
												288	H	Samford	53 48	
												335	H	N.C. Central	77 56	
LAST 12 Division I GAMES:																
166	N	Temple	59 58	167	A	Tulane	65 59									
76	N	Cincinnati	48 68	76	H	Cincinnati	69 89									
166	H	Temple	53 84	191	A	East Carolina	59 68									
232	A	SMU	48 71	256	H	Wichita St.	48 57									
109	H	Houston	57 59	159	H	Tulsa	59 56									
6	A	UConn	45 102	167	H	Tulane	61 62									

Non-Div I Games:

Memphis

■ Loss,
 ■ Non-Conf,
 ■ S Site,
 ■ Home
 ■ A Away
 N Neutral

Average RPI Win:	244	WON-LOST	WINNING	LAST 10	STRENGTH OF	OPP. STRENGTH	TEAM	ADJ.	CONF.	ADJ CONF.
Average RPI Loss:	145	RECORD	PCT. RANK	GAMES	SCHEDULE	OF SCHEDULE	RPI	RPI	RPI	RPI
DIV. I ONLY	25- 7	37	2- 0	326	209	130	130	28	28	
DIV. I NON-CONF.	8- 7	160	0- 0	266	83	198	198	24	24	
TOTALS	RPI 1-25	RPI 26-50	W-L RECORDS	RPI 51-100	RPI 101-150	RPI 150+				
25- 7	0- 2	0- 0	OVERALL	0- 0	1- 2	24- 3				
11- 3	0- 2	0- 0	HOME	0- 0	1- 0	10- 1				
10- 3	0- 0	0- 0	AWAY	0- 0	0- 2	10- 1				
4- 1	0- 0	0- 0	NEUTRAL	0- 0	0- 0	4- 1				
8- 7	0- 2	0- 0	NON-CONFERENCE	0- 0	1- 2	7- 3				
4- 3	0- 2	0- 0	HOME	0- 0	1- 0	3- 1				
3- 3	0- 0	0- 0	AWAY	0- 0	0- 2	3- 1				
1- 1	0- 0	0- 0	NEUTRAL	0- 0	0- 0	1- 1				
17- 0	0- 0	0- 0	CONFERENCE	0- 0	0- 0	17- 0				
7- 0	0- 0	0- 0	HOME	0- 0	0- 0	7- 0				
7- 0	0- 0	0- 0	AWAY	0- 0	0- 0	7- 0				
3- 0	0- 0	0- 0	NEUTRAL	0- 0	0- 0	3- 0				

RPI S	Opponent	Score	RPI S	Opponent	Score	RPI S	Opponent	Score	RPI S	Opponent	Score	Team's RPI: 130
15	H UCF	42 76							106	H Charlotte	57 40	
21	H Florida St.	56 57							111	A Georgia	60 67	
									150	A Wake Forest	54 69	
									169	A Chattanooga	62 56	
									169	H Chattanooga	65 58	
									180	H UNC Asheville	61 47	
									190	A Furman	75 60	
									190	H Furman	66 62	
									190	N Furman	66 63	
									211	N Bowling Green	76 63	
									214	H Florida	92 82	
									219	A George Washington	61 53	
									225	A Howard	85 70	
									230	N Memphis	53 59	
									234	A Jacksonville	66 71	
									242	A ETSU	83 77	
									242	H ETSU	64 41	
									251	H Columbia	68 72	
									254	A Wofford	81 79	
									254	H Wofford	65 59	
									254	N Wofford	69 51	
									285	A Ga. Southern	79 72	
									288	A Samford	68 52	
									288	H Samford	76 68	
									298	H Kennesaw St.	64 48	
									307	A UNC Greensboro	71 58	
LAST 12 Division I GAMES:												
			342	N Western Caro.	55 32	242	A ETSU	83 77				
			190	N Furman	66 63	342	H Western Caro.	71 55				
			254	N Wofford	69 51	307	H UNC Greensboro	85 73				
			254	H Wofford	65 59	288	A Samford	68 52				
			190	H Furman	66 62	190	A Furman	75 60				
			169	A Chattanooga	62 56	254	A Wofford	81 79				

Non-Div I Games:

Mercer

■ Loss,
 ■ Non-Conf,
 ■ S Site,
 ■ H Home
 ■ A Away
 N Neutral

RPI	S	Opponent	Score	
307	H	UNC Greensboro	85	73
342	A	Western Caro.	69	67
342	H	Western Caro.	71	55
342	N	Western Caro.	55	32

M
e
r
c
e
r

M
e
r
c
e
r

Mercer

Average RPI Win:	122	WON-LOST	WINNING	LAST 10	STRENGTH OF	OPP. STRENGTH	TEAM	ADJ.	CONF.	ADJ CONF.
Average RPI Loss:	36	RECORD	PCT. RANK	GAMES	SCHEDULE	OF SCHEDULE	RPI	RPI	RPI	RPI
DIV. I ONLY	24- 8	47	0- 1	39	12	18	18	1	1	
DIV. I NON-CONF.	12- 3	52	0- 0	148	59	53	53	1	1	
TOTALS	RPI 1-25	RPI 26-50	W-L RECORDS	RPI 51-100	RPI 101-150	RPI 150+				
24- 8	5- 4	1- 2	OVERALL	6- 2	4- 0	8- 0				
16- 2	3- 0	1- 2	HOME	5- 0	2- 0	5- 0				
6- 5	2- 3	0- 0	AWAY	1- 2	2- 0	1- 0				
2- 1	0- 1	0- 0	NEUTRAL	0- 0	0- 0	2- 0				
12- 3	1- 1	0- 1	NON-CONFERENCE	2- 1	1- 0	8- 0				
9- 1	1- 0	0- 1	HOME	2- 0	1- 0	5- 0				
1- 2	0- 1	0- 0	AWAY	0- 1	0- 0	1- 0				
2- 0	0- 0	0- 0	NEUTRAL	0- 0	0- 0	2- 0				
12- 5	4- 3	1- 1	CONFERENCE	4- 1	3- 0	0- 0				
7- 1	2- 0	1- 1	HOME	3- 0	1- 0	0- 0				
5- 3	2- 2	0- 0	AWAY	1- 1	2- 0	0- 0				
0- 1	0- 1	0- 0	NEUTRAL	0- 0	0- 0	0- 0				

RPI	S	Opponent	Score	RPI	S	Opponent	Score	RPI	S	Opponent	Score	RPI	S	Opponent	Score
1	H	Notre Dame	72 65	27	H	Central Mich.	80 90	63	H	SFA	81 60	103	H	Hartford	75 62
3	A	Louisville	79 73	36	H	North Carolina	76 68	66	H	Georgia Tech	69 56	127	A	Pittsburgh	65 51
9	A	NC State	68 70	50	H	Clemson	67 76	73	A	Virginia Tech	65 73	132	H	Boston College	76 73
10	A	Syracuse	84 71					73	H	Virginia Tech	68 61	150	A	Wake Forest	72 57
10	N	Syracuse	85 92					79	A	Duke	58 50	156	N	Alabama	101 74
11	A	Iowa St.	52 75					90	A	Purdue	63 74	166	H	Temple	73 61
12	H	Marquette	63 55					94	H	Nebraska	82 68	175	H	Colorado	73 58
21	A	Florida St.	58 62					96	H	Virginia	72 59	206	N	Vanderbilt	90 65
21	H	Florida St.	64 54									207	H	UMES	71 53
												282	H	New Orleans	78 38
												321	A	FIU	94 43
												346	H	Florida A&M	103 54
LAST 12 Division I GAMES:															
10	N	Syracuse	85 92	21	H	Florida St.	64 54	73	A	Virginia Tech	65 73				
103	H	Hartford	75 62	3	A	Louisville	79 73	127	A	Pittsburgh	65 51				
12	H	Marquette	63 55	1	H	Notre Dame	72 65								
11	A	Iowa St.	52 75	96	H	Virginia	72 59								
9	A	NC State	68 70												
66	H	Georgia Tech	69 56												

Non-Div I Games:

Miami (FL)

Average RPI Win: 182	WON-LOST	WINNING	LAST 10	STRENGTH OF	OPP. STRENGTH	TEAM	ADJ.	CONF.	ADJ CONF.
Average RPI Loss: 94	RECORD	PCT. RANK	GAMES	SCHEDULE	OF SCHEDULE	RPI	RPI	RPI	RPI
DIV. I ONLY	21- 7	47	1- 0	127	110	47	47	8	8
DIV. I NON-CONF.	8- 2	52	0- 0	327	269	124	124	9	9
TOTALS	RPI 1-25	RPI 26-50	W-L RECORDS	RPI 51-100	RPI 101-150	RPI 150+			
21- 7	0- 1	2- 3	OVERALL	5- 1	1- 1	13- 1			
10- 2	0- 0	0- 2	HOME	4- 0	1- 0	5- 0			
11- 5	0- 1	2- 1	AWAY	1- 1	0- 1	8- 1			
0- 0	0- 0	0- 0	NEUTRAL	0- 0	0- 0	0- 0			
8- 2	0- 1	0- 0	NON-CONFERENCE	2- 0	0- 0	6- 1			
3- 0	0- 0	0- 0	HOME	2- 0	0- 0	1- 0			
5- 2	0- 1	0- 0	AWAY	0- 0	0- 0	5- 1			
0- 0	0- 0	0- 0	NEUTRAL	0- 0	0- 0	0- 0			
13- 5	0- 0	2- 3	CONFERENCE	3- 1	1- 1	7- 0			
7- 2	0- 0	0- 2	HOME	2- 0	1- 0	4- 0			
6- 3	0- 0	2- 1	AWAY	1- 1	0- 1	3- 0			
0- 0	0- 0	0- 0	NEUTRAL	0- 0	0- 0	0- 0			

RPI 1-25				RPI 26-50				Team's RPI: 47		RPI 51-100				RPI 101+			
RPI	S	Opponent	Score	RPI	S	Opponent	Score	RPI	S	Opponent	Score	RPI	S	Opponent	Score		
3	A	Louisville	73 95	27	A	Central Mich.	70 67	75	A	Toledo	65 56	124	A	Northern Ill.	71 82		
				34	A	Ohio	67 61	75	H	Toledo	65 64	124	H	Northern Ill.	70 45		
				34	H	Ohio	66 70	76	H	Cincinnati	78 65	163	A	Akron	67 61		
				37	A	Buffalo	61 86	77	A	Kent St.	58 67	163	H	Akron	66 49		
				37	H	Buffalo	59 66	77	H	Kent St.	79 63	194	H	Eastern Mich.	63 58		
								95	H	High Point	68 55	211	A	Bowling Green	82 75		
												211	H	Bowling Green	75 62		
												213	A	Jacksonville St.	58 41		
												215	H	Ball St.	60 57		
												262	A	Western Mich.	81 62		
												287	A	Canisius	62 59		
												310	A	Valparaiso	68 47		
												333	H	Eastern Ky.	60 44		
												336	A	Detroit Mercy	78 59		
												339	A	UIC	65 56		
												346	A	Florida A&M	56 57		
LAST 12 Division I GAMES:																	
				163	H	Akron	66 49					163	A	Akron	67 61		
				34	H	Ohio	66 70					124	H	Northern Ill.	70 45		
				37	A	Buffalo	61 86					211	A	Bowling Green	82 75		
				77	A	Kent St.	58 67					194	H	Eastern Mich.	63 58		
				211	H	Bowling Green	75 62					262	A	Western Mich.	81 62		
				75	A	Toledo	65 56					34	A	Ohio	67 61		

Non-Div I Games: Ohio Dominican 74 29

Miami (OH)

■ Loss,
■ Non-Conf, S Site,
■ Home
■ Away
N Neutral

Michigan

Through Games Of March 12, 2019

Average RPI Win:	169	WON-LOST	WINNING	LAST 10	STRENGTH OF	OPP. STRENGTH	TEAM	ADJ.	CONF.	ADJ CONF.
Average RPI Loss:	36	RECORD	PCT. RANK	GAMES	SCHEDULE	OF SCHEDULE	RPI	RPI	RPI	RPI
DIV. I ONLY	21- 11	87	1- 0	66	64	45	45	4	4	
DIV. I NON-CONF.	9- 3	62	0- 0	239	111	88	88	6	6	
TOTALS	RPI 1-25	RPI 26-50	W-L RECORDS	RPI 51-100	RPI 101-150	RPI 150+				
21- 11	1- 5	3- 4	OVERALL	2- 2	4- 0	11- 0				
13- 1	1- 0	2- 1	HOME	2- 0	2- 0	6- 0				
5- 8	0- 4	0- 2	AWAY	0- 2	1- 0	4- 0				
3- 2	0- 1	1- 1	NEUTRAL	0- 0	1- 0	1- 0				
9- 3	0- 2	1- 1	NON-CONFERENCE	0- 0	1- 0	7- 0				
5- 0	0- 0	0- 0	HOME	0- 0	0- 0	5- 0				
2- 2	0- 2	0- 0	AWAY	0- 0	0- 0	2- 0				
2- 1	0- 0	1- 1	NEUTRAL	0- 0	1- 0	0- 0				
12- 8	1- 3	2- 3	CONFERENCE	2- 2	3- 0	4- 0				
8- 1	1- 0	2- 1	HOME	2- 0	2- 0	1- 0				
3- 6	0- 2	0- 2	AWAY	0- 2	1- 0	2- 0				
1- 1	0- 1	0- 0	NEUTRAL	0- 0	0- 0	1- 0				

RPI 1-25				RPI 26-50				Team's RPI: 45		RPI 51-100				RPI 101+			
RPI	S	Opponent	Score	RPI	S	Opponent	Score		RPI	S	Opponent	Score	RPI	S	Opponent	Score	
7	A	Iowa	61 75	29	H	Rutgers	86 76		90	A	Purdue	70 71	107	H	Minnesota	76 60	
7	H	Iowa	90 81	30	N	Texas	52 69		94	A	Nebraska	56 70	115	H	Northwestern	79 78	
9	A	NC State	55 66	31	N	Missouri	70 54		94	H	Nebraska	67 61	134	N	Washington	80 73	
12	A	Marquette	74 85	41	A	Michigan St.	64 74		100	H	Ohio St.	62 58	146	A	Penn St.	66 62	
14	A	Maryland	69 83	41	H	Michigan St.	73 77						170	H	Southern U.	76 35	
14	N	Maryland	72 73	46	A	Indiana	60 70						184	A	Wisconsin	76 70	
				46	H	Indiana	67 58						184	H	Wisconsin	59 49	
LAST 12 Division I GAMES:																	
		184	N	Wisconsin			73 65		29	H	Rutgers				86 76		
		14	N	Maryland			72 73		226	A	Illinois				70 56		
		134	N	Washington			80 73		46	H	Indiana				67 58		
		30	N	Texas			52 69		146	A	Penn St.				66 62		
		184	H	Wisconsin			59 49		94	H	Nebraska				67 61		
		41	A	Michigan St.			64 74		184	A	Wisconsin				76 70		

Non-Div I Games:

Michigan

■ Loss,
■ Non-Conf,
■ S Site,
■ Home
■ A Away
N Neutral

Middle Tenn.

Through Games Of March 12, 2019

Average RPI Win:	203	WON-LOST	WINNING	LAST 10	STRENGTH OF	OPP. STRENGTH	TEAM	ADJ.	CONF.	ADJ CONF.
Average RPI Loss:	94	RECORD	PCT. RANK	GAMES	SCHEDULE	OF SCHEDULE	RPI	RPI	RPI	RPI
DIV. I ONLY	20- 9	68	0- 1	96	168	68	68	14	14	
DIV. I NON-CONF.	9- 4	85	0- 1	72	220	45	45	17	17	
TOTALS	RPI 1-25	RPI 26-50	W-L RECORDS	RPI 51-100	RPI 101-150	RPI 150+				
20- 9	0- 1	0- 2	OVERALL	1- 2	4- 3	15- 1				
10- 3	0- 0	0- 2	HOME	0- 0	3- 0	7- 1				
8- 6	0- 1	0- 0	AWAY	1- 2	1- 3	6- 0				
2- 0	0- 0	0- 0	NEUTRAL	0- 0	0- 0	2- 0				
9- 4	0- 1	0- 1	NON-CONFERENCE	1- 1	1- 1	7- 0				
4- 1	0- 0	0- 1	HOME	0- 0	1- 0	3- 0				
3- 3	0- 1	0- 0	AWAY	1- 1	0- 1	2- 0				
2- 0	0- 0	0- 0	NEUTRAL	0- 0	0- 0	2- 0				
11- 5	0- 0	0- 1	CONFERENCE	0- 1	3- 2	8- 1				
6- 2	0- 0	0- 1	HOME	0- 0	2- 0	4- 1				
5- 3	0- 0	0- 0	AWAY	0- 1	1- 2	4- 0				
0- 0	0- 0	0- 0	NEUTRAL	0- 0	0- 0	0- 0				

RPI 1-25				RPI 26-50				RPI 51-100 Team's RPI: 68				RPI 101+			
RPI	S	Opponent	Score	RPI	S	Opponent	Score	RPI	S	Opponent	Score	RPI	S	Opponent	Score
22	A	Kentucky	55 72	35	H	Rice	47 60	85	A	Troy	67 64	102	A	UAB	72 77
				44	H	Belmont	38 45	86	A	Fordham	49 61	102	H	UAB	60 44
								99	A	Old Dominion	65 70	104	A	Western Ky.	56 67
												104	H	Western Ky.	81 69
												106	A	Charlotte	62 55
												139	H	Georgia St.	69 54
												148	A	Tennessee Tech	64 68
												167	H	Louisiana Tech	75 38
												169	N	Chattanooga	58 47
												180	H	UNC Asheville	67 46
												183	H	Southern Miss.	66 49
												188	H	North Texas	61 46
												190	A	Furman	78 71
												202	A	UNLV	66 62
												203	H	Marshall	53 59
												206	H	Vanderbilt	65 58
												210	N	Dartmouth	70 58
												267	A	UTEP	79 49
												302	A	UTSA	72 52
												306	A	Fla. Atlantic	74 55
												306	H	Fla. Atlantic	74 48
												321	A	FIU	49 43
												329	H	Mississippi Val.	101 51
LAST 12 Division I GAMES:															
				86	A	Fordham	49 61	104	H	Western Ky.	81 69				
				202	A	UNLV	66 62	99	A	Old Dominion	65 70				
				104	A	Western Ky.	56 67	106	A	Charlotte	62 55				
				306	H	Fla. Atlantic	74 48	102	H	UAB	60 44				
				102	A	UAB	72 77	188	H	North Texas	61 46				
				203	H	Marshall	53 59	35	H	Rice	47 60				

Non-Div I Games:

Middle Tenn.

■ Loss,
 ■ Non-Conf, S Site,
 ■ Home
 ■ Away
 N Neutral

Milwaukee

Through Games Of March 12, 2019

Average RPI Win:	278	WON-LOST	WINNING	LAST 10	STRENGTH OF	OPP. STRENGTH	TEAM	ADJ.	CONF.	ADJ CONF.
Average RPI Loss:	95	RECORD	PCT. RANK	GAMES	SCHEDULE	OF SCHEDULE	RPI	RPI	RPI	RPI
DIV. I ONLY	15- 15	170	0- 1	257	178	198	198	21	21	
DIV. I NON-CONF.	5- 6	177	0- 0	192	78	185	185	19	19	
TOTALS	RPI 1-25	RPI 26-50	W-L RECORDS	RPI 51-100	RPI 101-150	RPI 150+				
15- 15	0- 2	0- 2	OVERALL	0- 4	1- 5	14- 2				
8- 6	0- 2	0- 0	HOME	0- 2	1- 1	7- 1				
6- 9	0- 0	0- 2	AWAY	0- 2	0- 4	6- 1				
1- 0	0- 0	0- 0	NEUTRAL	0- 0	0- 0	1- 0				
5- 6	0- 2	0- 2	NON-CONFERENCE	0- 0	0- 1	5- 1				
2- 3	0- 2	0- 0	HOME	0- 0	0- 0	2- 1				
2- 3	0- 0	0- 2	AWAY	0- 0	0- 1	2- 0				
1- 0	0- 0	0- 0	NEUTRAL	0- 0	0- 0	1- 0				
10- 9	0- 0	0- 0	CONFERENCE	0- 4	1- 4	9- 1				
6- 3	0- 0	0- 0	HOME	0- 2	1- 1	5- 0				
4- 6	0- 0	0- 0	AWAY	0- 2	0- 3	4- 1				
0- 0	0- 0	0- 0	NEUTRAL	0- 0	0- 0	0- 0				

RPI	S	Opponent	Score	RPI	S	Opponent	Score	RPI	S	Opponent	Score	RPI	S	Opponent	Score	Team's RPI: 198
12	H	Marquette	74 83	46	A	Indiana	66 68	59	A	Wright St.	57 61	118	A	Fresno St.	48 65	
21	H	Florida St.	62 87	49	A	Saint Mary's (CA)	71 73	59	H	Wright St.	69 73	122	A	Youngstown St.	58 64	
								67	A	Green Bay	45 59	122	A	Youngstown St.	47 67	
								67	H	Green Bay	62 76	122	H	Youngstown St.	71 68	
												131	A	IUPUI	55 76	
												131	H	IUPUI	66 67	
												152	N	UC Riverside	56 54	
												184	H	Wisconsin	57 68	
												222	A	North Dakota	64 46	
												244	A	Northern Ky.	54 55	
												244	H	Northern Ky.	59 38	
												251	H	Columbia	78 65	
												280	A	Cleveland St.	78 60	
												280	H	Cleveland St.	59 53	
												309	A	Oakland	79 52	
												309	H	Oakland	83 53	
												323	A	North Dakota St.	57 55	
												334	H	Purdue Fort Wayne	70 48	
												336	A	Detroit Mercy	62 44	
												336	H	Detroit Mercy	59 34	
												339	A	UIC	48 37	
												339	H	UIC	72 53	
LAST 12 Division I GAMES:																
122	A	Youngstown St.	58 64	280	A	Cleveland St.	78 60									
131	A	IUPUI	55 76	244	H	Northern Ky.	59 38									
339	A	UIC	48 37	59	H	Wright St.	69 73									
309	H	Oakland	83 53	67	A	Green Bay	45 59									
336	H	Detroit Mercy	59 34	339	H	UIC	72 53									
122	A	Youngstown St.	47 67	131	H	IUPUI	66 67									

Non-Div I Games:

Milwaukee

■ Loss,
■ Non-Conf,
■ S Site,
■ H Home
■ A Away
N Neutral

Average RPI Win:	181	WON-LOST	WINNING	LAST 10	STRENGTH OF	OPP. STRENGTH	TEAM	ADJ.	CONF.	ADJ CONF.
Average RPI Loss:	69	RECORD	PCT. RANK	GAMES	SCHEDULE	OF SCHEDULE	RPI	RPI	RPI	RPI
DIV. I ONLY	20- 10	79	0- 1	170	67	107	107	4	4	
DIV. I NON-CONF.	11- 0	1	0- 0	347	169	108	108	6	6	
TOTALS	RPI 1-25	RPI 26-50	W-L RECORDS	RPI 51-100	RPI 101-150	RPI 150+				
20- 10	1- 2	3- 4	OVERALL	1- 3	4- 0	11- 1				
14- 4	1- 1	2- 0	HOME	0- 2	2- 0	9- 1				
6- 5	0- 1	1- 3	AWAY	1- 1	2- 0	2- 0				
0- 1	0- 0	0- 1	NEUTRAL	0- 0	0- 0	0- 0				
11- 0	1- 0	0- 0	NON-CONFERENCE	0- 0	1- 0	9- 0				
9- 0	1- 0	0- 0	HOME	0- 0	0- 0	8- 0				
2- 0	0- 0	0- 0	AWAY	0- 0	1- 0	1- 0				
0- 0	0- 0	0- 0	NEUTRAL	0- 0	0- 0	0- 0				
9- 10	0- 2	3- 4	CONFERENCE	1- 3	3- 0	2- 1				
5- 4	0- 1	2- 0	HOME	0- 2	2- 0	1- 1				
4- 5	0- 1	1- 3	AWAY	1- 1	1- 0	1- 0				
0- 1	0- 0	0- 1	NEUTRAL	0- 0	0- 0	0- 0				

RPI 1-25				RPI 26-50				RPI 51-100				RPI 101+ Team's RPI: 107			
RPI	S	Opponent	Score	RPI	S	Opponent	Score	RPI	S	Opponent	Score	RPI	S	Opponent	Score
7	H	Iowa	63 81	29	A	Rutgers	54 60	90	A	Purdue	65 45	115	A	Northwestern	61 54
10	H	Syracuse	72 68	29	H	Rutgers	60 46	90	H	Purdue	53 64	115	H	Northwestern	73 64
14	A	Maryland	69 71	41	A	Michigan St.	68 86	94	A	Nebraska	57 63	132	A	Boston College	77 69
				41	H	Michigan St.	81 63	100	H	Ohio St.	55 65	146	H	Penn St.	97 67
				45	A	Michigan	60 76					184	A	Wisconsin	78 50
				46	A	Indiana	65 61					184	H	Wisconsin	74 56
				46	N	Indiana	58 66					196	H	Cornell	65 45
												217	A	Xavier	78 53
												226	H	Illinois	62 66
												257	H	Rhode Island	91 71
												271	H	San Diego	53 48
												296	H	Air Force	67 50
												308	H	Incarinate Word	75 39
												314	H	Coppin St.	84 52
												316	H	New Hampshire	70 47
												348	H	Ark.-Pine Bluff	84 42
LAST 12 Division I GAMES:															
				46	N	Indiana	58 66	115	H	Northwestern	73 64				
				41	H	Michigan St.	81 63	46	A	Indiana	65 61				
				29	A	Rutgers	54 60	29	H	Rutgers	60 46				
				14	A	Maryland	69 71	115	A	Northwestern	61 54				
				146	H	Penn St.	97 67	100	H	Ohio St.	55 65				
				90	A	Purdue	65 45	90	H	Purdue	53 64				

Non-Div I Games:

Minnesota

■ Loss,
 ■ Non-Conf,
 ■ S Site,
 ■ H Home
 ■ A Away
 N Neutral

Mississippi St.

Through Games Of March 12, 2019

Average RPI Win:	119	WON-LOST	WINNING	LAST 10	STRENGTH OF	OPP. STRENGTH	TEAM	ADJ.	CONF.	ADJ CONF.
Average RPI Loss:	18	RECORD	PCT. RANK	GAMES	SCHEDULE	OF SCHEDULE	RPI	RPI	RPI	RPI
DIV. I ONLY	30- 2	3	3- 0	45	30	8	8	5	5	
DIV. I NON-CONF.	12- 1	11	0- 0	78	50	13	13	5	5	
TOTALS	RPI 1-25	RPI 26-50	W-L RECORDS	RPI 51-100	RPI 101-150	RPI 150+				
30- 2	5- 1	3- 1	OVERALL	9- 0	2- 0	11- 0				
14- 1	3- 0	0- 1	HOME	3- 0	1- 0	7- 0				
13- 1	2- 1	2- 0	AWAY	4- 0	1- 0	4- 0				
3- 0	0- 0	1- 0	NEUTRAL	2- 0	0- 0	0- 0				
12- 1	1- 1	1- 0	NON-CONFERENCE	3- 0	1- 0	6- 0				
7- 0	1- 0	0- 0	HOME	1- 0	0- 0	5- 0				
5- 1	0- 1	1- 0	AWAY	2- 0	1- 0	1- 0				
0- 0	0- 0	0- 0	NEUTRAL	0- 0	0- 0	0- 0				
18- 1	4- 0	2- 1	CONFERENCE	6- 0	1- 0	5- 0				
7- 1	2- 0	0- 1	HOME	2- 0	1- 0	2- 0				
8- 0	2- 0	1- 0	AWAY	2- 0	0- 0	3- 0				
3- 0	0- 0	1- 0	NEUTRAL	2- 0	0- 0	0- 0				

RPI 1-25				RPI 26-50				RPI 51-100				RPI 101+			
RPI	S	Opponent	Score	RPI	S	Opponent	Score	RPI	S	Opponent	Score	RPI	S	Opponent	Score
5	A	Oregon	74 82	30	A	Texas	67 49	53	H	Lamar University	104 53	111	H	Georgia	80 71
12	H	Marquette	87 82	31	H	Missouri	67 75	56	H	Tennessee	91 63	134	A	Washington	103 56
17	A	Texas A&M	92 64	31	N	Missouri	71 56	56	N	Tennessee	83 68	156	A	Alabama	65 49
19	A	South Carolina	68 64	48	A	Auburn	85 59	65	A	Arkansas	93 69	183	A	Southern Miss.	86 42
19	H	South Carolina	89 74					65	N	Arkansas	101 70	190	H	Furman	106 41
22	H	Kentucky	86 71					72	A	Little Rock	98 63	206	H	Vanderbilt	86 70
								87	A	LSU	68 35	214	A	Florida	90 42
								87	H	LSU	76 56	237	A	Ole Miss	80 66
								96	A	Virginia	72 44	237	H	Ole Miss	80 49
												241	H	Southeast Mo. St.	88 53
												249	H	Jackson St.	105 38
												270	H	Louisiana	104 36
												314	H	Coppin St.	110 38
LAST 12 Division I GAMES:															
				56	N	Tennessee	83 68	237	A	Ole Miss	80 66				
				31	N	Missouri	71 56	17	A	Texas A&M	92 64				
				65	N	Arkansas	101 70	31	H	Missouri	67 75				
				19	A	South Carolina	68 64	56	H	Tennessee	91 63				
				87	H	LSU	76 56	156	A	Alabama	65 49				
				206	H	Vanderbilt	86 70	87	A	LSU	68 35				

Non-Div I Games:

Mississippi St.

Loss, Non-Conf, S Site, H Home A Away N Neutral

Average RPI Win:	271	WON-LOST	WINNING	LAST 10	STRENGTH OF	OPP. STRENGTH	TEAM	ADJ.	CONF.	ADJ CONF.
Average RPI Loss:	208	RECORD	PCT. RANK	GAMES	SCHEDULE	OF SCHEDULE	RPI	RPI	RPI	RPI
DIV. I ONLY	6- 24	320	0- 1	279	337	329	329	29	29	
DIV. I NON-CONF.	1- 10	329	0- 0	90	313	276	276	28	28	
TOTALS	RPI 1-25	RPI 26-50	W-L RECORDS	RPI 51-100	RPI 101-150	RPI 150+				
6- 24	0- 0	0- 0	OVERALL	0- 3	0- 1	6- 20				
3- 7	0- 0	0- 0	HOME	0- 0	0- 0	3- 7				
3- 16	0- 0	0- 0	AWAY	0- 2	0- 1	3- 13				
0- 1	0- 0	0- 0	NEUTRAL	0- 1	0- 0	0- 0				
1- 10	0- 0	0- 0	NON-CONFERENCE	0- 3	0- 1	1- 6				
0- 1	0- 0	0- 0	HOME	0- 0	0- 0	0- 1				
1- 8	0- 0	0- 0	AWAY	0- 2	0- 1	1- 5				
0- 1	0- 0	0- 0	NEUTRAL	0- 1	0- 0	0- 0				
5- 14	0- 0	0- 0	CONFERENCE	0- 0	0- 0	5- 14				
3- 6	0- 0	0- 0	HOME	0- 0	0- 0	3- 6				
2- 8	0- 0	0- 0	AWAY	0- 0	0- 0	2- 8				
0- 0	0- 0	0- 0	NEUTRAL	0- 0	0- 0	0- 0				

RPI 1-25			RPI 26-50			RPI 51-100			RPI 101+			Team's RPI: 329
RPI	S	Opponent	Score	RPI	S	Opponent	Score	RPI	S	Opponent	Score	
						58 A TCU	47 96	110 A UT Martin		51 110		
						68 A Middle Tenn.	51 101	157 A Nicholls St.		47 72		
						85 N Troy	54 75	170 A Southern U.		44 51		
								170 A Southern U.		67 74		
								170 H Southern U.		46 67		
								183 A Southern Miss.		60 67		
								186 A Prairie View		55 91		
								186 H Prairie View		65 75		
								189 A Arkansas St.		57 60		
								200 H North Ala.		72 86		
								201 A Grambling		54 52		
								201 H Grambling		79 61		
								228 A Texas Southern		45 73		
								228 H Texas Southern		50 68		
								232 A SMU		47 62		
								249 A Jackson St.		56 87		
								249 H Jackson St.		86 87		
								258 A Austin Peay		95 89		
								268 A Alabama St.		67 73		
								268 H Alabama St.		64 62		
								300 A La.-Monroe		65 72		
								301 A Alabama A&M		70 78		
								301 H Alabama A&M		60 80		
								348 A Ark.-Pine Bluff		62 56		
								348 H Ark.-Pine Bluff		82 63		
								350 A Alcorn		63 73		
LAST 12 Division I GAMES:												
170 A		Southern U.	44 51	170 H		Southern U.	46 67	301 A		Alabama A&M	70 78	
348 H		Ark.-Pine Bluff	82 63	350 H		Alcorn	80 81	301 H		Alabama A&M	60 80	
201 H		Grambling	79 61	268 A		Alabama St.	67 73	348 A		Ark.-Pine Bluff	62 56	
249 H		Jackson St.	86 87	301 A		Alabama A&M	70 78	348 H		Ark.-Pine Bluff	82 63	
228 A		Texas Southern	45 73	201 A		Grambling	54 52	350 A		Alcorn	63 73	
186 A		Prairie View	55 91	249 A		Jackson St.	56 87					

Non-Div I Games:

Mississippi Val.

■ Loss,
 ■ Non-Conf,
 ■ S Site,
 ■ H Home
 ■ A Away
 N Neutral

RPI	S	Opponent	Score
350	H	Alcorn	80 81

Mississippi Val.
a
l
.

M
i
s
s
i
s
s
i
p
p
i
V
a
l
.

M
i
s
s
i
s
s
i
p
p
i
V
a
l
.

Average RPI Win:	129	WON-LOST	WINNING	LAST 10	STRENGTH OF	OPP. STRENGTH	TEAM	ADJ.	CONF.	ADJ CONF.
Average RPI Loss:	60	RECORD	PCT. RANK	GAMES	SCHEDULE	OF SCHEDULE	RPI	RPI	RPI	RPI
DIV. I ONLY	23- 10	66	2- 0	27	59	31	31	5	5	
DIV. I NON-CONF.	11- 3	56	0- 0	66	118	39	39	5	5	
TOTALS	RPI 1-25	RPI 26-50	W-L RECORDS	RPI 51-100	RPI 101-150	RPI 150+				
23- 10	3- 3	2- 3	OVERALL	6- 3	1- 0	11- 1				
12- 3	1- 0	1- 1	HOME	2- 2	1- 0	7- 0				
7- 5	1- 2	0- 1	AWAY	3- 1	0- 0	3- 1				
4- 2	1- 1	1- 1	NEUTRAL	1- 0	0- 0	1- 0				
11- 3	0- 0	1- 2	NON-CONFERENCE	3- 1	0- 0	7- 0				
5- 2	0- 0	0- 1	HOME	1- 1	0- 0	4- 0				
4- 0	0- 0	0- 0	AWAY	1- 0	0- 0	3- 0				
2- 1	0- 0	1- 1	NEUTRAL	1- 0	0- 0	0- 0				
12- 7	3- 3	1- 1	CONFERENCE	3- 2	1- 0	4- 1				
7- 1	1- 0	1- 0	HOME	1- 1	1- 0	3- 0				
3- 5	1- 2	0- 1	AWAY	2- 1	0- 0	0- 1				
2- 1	1- 1	0- 0	NEUTRAL	0- 0	0- 0	1- 0				

RPI S	Opponent	Score	RPI S	Opponent	Score	Team's RPI: 31	RPI S	Opponent	Score	RPI S	Opponent	Score
8	A Mississippi St.	75 67	38	H South Dakota	61 74		56	A Tennessee	66 64	111	H Georgia	61 35
8	N Mississippi St.	56 71	39	N Quinnipiac	65 51		56	H Tennessee	60 62	156	H Alabama	82 47
17	H Texas A&M	70 65	45	N Michigan	54 70		65	A Arkansas	73 67	162	H Texas St.	69 50
19	A South Carolina	65 79	48	A Auburn	54 58		65	H Arkansas	71 53	182	A Saint Louis	74 62
22	A Kentucky	41 52	48	H Auburn	74 65		67	H Green Bay	49 56	189	H Arkansas St.	70 50
22	N Kentucky	70 68					71	H Missouri St.	65 61	206	H Vanderbilt	69 46
							79	N Duke	62 54	214	A Florida	56 58
							81	A West Virginia	68 51	214	N Florida	87 56
							87	A LSU	51 61	226	A Illinois	67 45
										237	H Ole Miss	78 55
										239	H SIUE	59 36
										240	A Western Ill.	89 64
										243	H UMKC	66 59
LAST 12 Division I GAMES:												
214	N Florida	87 56	65	A Arkansas	73 67							
22	N Kentucky	70 68	48	A Auburn	54 58							
8	N Mississippi St.	56 71	56	H Tennessee	60 62							
79	N Duke	62 54	8	A Mississippi St.	75 67							
39	N Quinnipiac	65 51	206	H Vanderbilt	69 46							
156	H Alabama	82 47	17	H Texas A&M	70 65							

Non-Div I Games:

Missouri

Average RPI Win:	194	WON-LOST	WINNING	LAST 10	STRENGTH OF	OPP. STRENGTH	TEAM	ADJ.	CONF.	ADJ CONF.
Average RPI Loss:	99	RECORD	PCT. RANK	GAMES	SCHEDULE	OF SCHEDULE	RPI	RPI	RPI	RPI
DIV. I ONLY	20- 9	68	1- 0	98	132	71	71	13	13	
DIV. I NON-CONF.	4- 7	228	0- 0	86	46	176	176	15	15	
TOTALS	RPI 1-25	RPI 26-50	W-L RECORDS	RPI 51-100	RPI 101-150	RPI 150+				
20- 9	1- 2	0- 3	OVERALL	3- 0	3- 1	13- 3				
9- 4	0- 2	0- 1	HOME	2- 0	1- 1	6- 0				
9- 5	1- 0	0- 2	AWAY	1- 0	2- 0	5- 3				
2- 0	0- 0	0- 0	NEUTRAL	0- 0	0- 0	2- 0				
4- 7	0- 1	0- 3	NON-CONFERENCE	1- 0	0- 0	3- 3				
2- 2	0- 1	0- 1	HOME	1- 0	0- 0	1- 0				
0- 5	0- 0	0- 2	AWAY	0- 0	0- 0	0- 3				
2- 0	0- 0	0- 0	NEUTRAL	0- 0	0- 0	2- 0				
16- 2	1- 1	0- 0	CONFERENCE	2- 0	3- 1	10- 0				
7- 2	0- 1	0- 0	HOME	1- 0	1- 1	5- 0				
9- 0	1- 0	0- 0	AWAY	1- 0	2- 0	5- 0				
0- 0	0- 0	0- 0	NEUTRAL	0- 0	0- 0	0- 0				

RPI 1-25				RPI 26-50				RPI 51-100				Team's RPI: 71		RPI 101+				
RPI	S	Opponent	Score	RPI	S	Opponent	Score	RPI	S	Opponent	Score			RPI	S	Opponent	Score	
13	H	Gonzaga	67 70	31	A	Missouri	61 65	72	H	Little Rock	48 44			140	A	Illinois St.	59 47	
16	A	Drake	85 79	38	H	South Dakota	74 85	89	A	UNI	63 58			140	H	Illinois St.	56 60	
16	H	Drake	61 70	46	A	Indiana	74 98	89	H	UNI	58 48			149	A	Southern Ill.	70 58	
														149	H	Southern Ill.	66 51	
														151	A	Bradley	68 56	
														151	H	Bradley	82 60	
														164	A	Santa Clara	73 77	
														167	N	Louisiana Tech	82 70	
														188	A	North Texas	76 83	
														215	H	Ball St.	74 54	
														231	A	Indiana St.	76 66	
														231	H	Indiana St.	71 58	
														239	N	SIUE	68 65	
														253	A	Loyola Chicago	85 58	
														253	H	Loyola Chicago	84 49	
														256	A	Wichita St.	60 63	
														310	A	Valparaiso	77 58	
														310	H	Valparaiso	108 63	
														330	A	Evansville	88 46	
														330	H	Evansville	88 66	
LAST 12 Division I GAMES:																		
				231	A	Indiana St.	76 66					151	H	Bradley	82 60			
				330	A	Evansville	88 46					140	H	Illinois St.	56 60			
				16	H	Drake	61 70					149	A	Southern Ill.	70 58			
				89	H	UNI	58 48					89	A	UNI	63 58			
				253	A	Loyola Chicago	85 58					16	A	Drake	85 79			
				310	A	Valparaiso	77 58					310	H	Valparaiso	108 63			

Non-Div I Games:

Missouri St.

■ Loss,
 ■ Non-Conf, S Site,
 ■ Home
 ■ Away
 N Neutral

[illegible]

Non-Div I Games:

Average RPI Win:	209	WON-LOST	WINNING	LAST 10	STRENGTH OF	OPP. STRENGTH	TEAM	ADJ.	CONF.	ADJ CONF.
Average RPI Loss:	141	RECORD	PCT. RANK	GAMES	SCHEDULE	OF SCHEDULE	RPI	RPI	RPI	RPI
DIV. I ONLY	13- 16	207	0- 1	152	171	185	185	16	16	
DIV. I NON-CONF.	4- 4	162	0- 0	36	142	81	81	13	13	
TOTALS	RPI 1-25	RPI 26-50	W-L RECORDS	RPI 51-100	RPI 101-150	RPI 150+				
13- 16	0- 1	0- 1	OVERALL	2- 2	3- 7	8- 5				
9- 4	0- 0	0- 1	HOME	2- 0	3- 2	4- 1				
3- 11	0- 1	0- 0	AWAY	0- 2	0- 5	3- 3				
1- 1	0- 0	0- 0	NEUTRAL	0- 0	0- 0	1- 1				
4- 4	0- 1	0- 1	NON-CONFERENCE	1- 1	1- 1	2- 0				
2- 1	0- 0	0- 1	HOME	1- 0	1- 0	0- 0				
1- 3	0- 1	0- 0	AWAY	0- 1	0- 1	1- 0				
1- 0	0- 0	0- 0	NEUTRAL	0- 0	0- 0	1- 0				
9- 12	0- 0	0- 0	CONFERENCE	1- 1	2- 6	6- 5				
7- 3	0- 0	0- 0	HOME	1- 0	2- 2	4- 1				
2- 8	0- 0	0- 0	AWAY	0- 1	0- 4	2- 3				
0- 1	0- 0	0- 0	NEUTRAL	0- 0	0- 0	0- 1				

RPI 1-25				RPI 26-50				RPI 51-100				RPI 101+				Team's RPI: 185	
RPI	S	Opponent	Score	RPI	S	Opponent	Score	RPI	S	Opponent	Score	RPI	S	Opponent	Score		
13	A	Gonzaga	52 76	38	H	South Dakota	41 64	80	A	Idaho	68 76	108	A	Idaho St.	34 50		
								80	H	Idaho	82 79	108	H	Idaho St.	60 59		
								82	A	Arizona	51 100	121	A	Northern Colo.	61 79		
								84	H	UC Davis	62 56	121	H	Northern Colo.	62 73		
												123	A	Portland St.	60 78		
												123	H	Portland St.	73 70		
												124	H	Northern Ill.	86 70		
												134	A	Washington	54 69		
												147	A	Montana St.	52 74		
												147	H	Montana St.	71 75		
												195	A	Eastern Wash.	64 67		
												195	H	Eastern Wash.	62 68		
												208	N	Saint Francis (PA)	79 77		
												221	A	Northern Ariz.	65 82		
												221	H	Northern Ariz.	78 62		
												264	A	Sacramento St.	88 86		
												264	H	Sacramento St.	75 67		
												269	A	Southern Utah	56 71		
												269	H	Southern Utah	79 57		
												269	N	Southern Utah	56 64		
												313	A	Weber St.	72 60		
												313	H	Weber St.	64 56		
												341	A	Grand Canyon	69 47		
LAST 12 Division I GAMES:																	
				269	N	Southern Utah	56 64			269	A	Southern Utah	56 71				
				208	N	Saint Francis (PA)	79 77			121	A	Northern Colo.	61 79				
				84	H	UC Davis	62 56			147	H	Montana St.	71 75				
				264	H	Sacramento St.	75 67			108	H	Idaho St.	60 59				
				123	H	Portland St.	73 70			313	H	Weber St.	64 56				
				221	A	Northern Ariz.	65 82			195	A	Eastern Wash.	64 67				

Non-Div I Games: Providence (MT) 90 45

Montana

Loss, Non-Conf, S Site, H Home A Away N Neutral

RPI 1-25			
RPI	S	Opponent	Score
12	A	Marquette	52 100
RPI 26-50			
RPI	S	Opponent	Score
26	H	South Dakota St.	67 88
RPI 51-100			
RPI	S	Opponent	Score
56	A	Wyoming	58 66
58	A	TCU	49 71
63	A	SFA	53 60
80	A	Idaho	65 90
80	H	Idaho	66 82
Team's RPI: 147			
RPI	S	Opponent	Score
108	A	Idaho St.	43 61
108	H	Idaho St.	49 62
121	A	Northern Colo.	79 66
121	H	Northern Colo.	73 84
123	A	Portland St.	53 55
123	H	Portland St.	55 68
123	N	Portland St.	56 68
128	N	Delaware	69 60
162	A	Texas St.	67 59
185	A	Montana	75 71
185	H	Montana	74 52
195	A	Eastern Wash.	61 47
195	H	Eastern Wash.	87 89
221	A	Northern Ariz.	72 76
221	H	Northern Ariz.	80 70
264	A	Sacramento St.	69 53
264	H	Sacramento St.	64 58
265	H	Long Beach St.	85 62
269	A	Southern Utah	70 55
269	H	Southern Utah	69 64
313	A	Weber St.	66 59
313	H	Weber St.	72 59
326	H	Omaha	59 56
LAST 12 Division I GAMES:			
123	N	Portland St.	56 68
162	A	Texas St.	67 59
123	H	Portland St.	55 68
264	H	Sacramento St.	64 58
269	A	Southern Utah	70 55
221	A	Northern Ariz.	72 76
185	A	Montana	75 71
313	H	Weber St.	72 59
108	H	Idaho St.	49 62
80	A	Idaho	65 90
195	A	Eastern Wash.	61 47
121	H	Northern Colo.	73 84

Non-Div I Games:	Carroll (MT)	64	48
------------------	--------------	----	----

Page 192

Average RPI Win: 249	WON-LOST	WINNING	LAST 10	STRENGTH OF	OPP. STRENGTH	TEAM	ADJ.	CONF.	ADJ CONF.
Average RPI Loss: 141	RECORD	PCT. RANK	GAMES	SCHEDULE	OF SCHEDULE	RPI	RPI	RPI	RPI
DIV. I ONLY	21- 10	77	1- 1	238	282	129	129	22	22
DIV. I NON-CONF.	7- 4	108	0- 0	201	295	122	122	22	22
TOTALS	RPI 1-25	RPI 26-50	W-L RECORDS	RPI 51-100	RPI 101-150	RPI 150+			
21- 10	0- 2	0- 2	OVERALL	1- 0	3- 1	17- 5			
11- 3	0- 0	0- 1	HOME	0- 0	2- 0	9- 2			
9- 6	0- 2	0- 1	AWAY	1- 0	1- 0	7- 3			
1- 1	0- 0	0- 0	NEUTRAL	0- 0	0- 1	1- 0			
7- 4	0- 2	0- 0	NON-CONFERENCE	1- 0	0- 0	6- 2			
4- 1	0- 0	0- 0	HOME	0- 0	0- 0	4- 1			
3- 3	0- 2	0- 0	AWAY	1- 0	0- 0	2- 1			
0- 0	0- 0	0- 0	NEUTRAL	0- 0	0- 0	0- 0			
14- 6	0- 0	0- 2	CONFERENCE	0- 0	3- 1	11- 3			
7- 2	0- 0	0- 1	HOME	0- 0	2- 0	5- 1			
6- 3	0- 0	0- 1	AWAY	0- 0	1- 0	5- 2			
1- 1	0- 0	0- 0	NEUTRAL	0- 0	0- 1	1- 0			

RPI 1-25				RPI 26-50				RPI 51-100				RPI 101+ Team's RPI: 129			
RPI	S	Opponent	Score	RPI	S	Opponent	Score	RPI	S	Opponent	Score	RPI	S	Opponent	Score
2	A	Baylor	58 96	44	A	Belmont	50 77	83	A	Radford	79 72	110	H	UT Martin	85 75
22	A	Kentucky	57 87	44	H	Belmont	57 77					110	N	UT Martin	58 68
												148	A	Tennessee Tech	73 70
												148	H	Tennessee Tech	77 56
												197	A	N.C. A&T	72 67
												208	A	Saint Francis (PA)	83 89
												213	A	Jacksonville St.	57 68
												213	H	Jacksonville St.	66 55
												213	N	Jacksonville St.	77 60
												238	A	Gardner-Webb	84 69
												239	A	SIUE	73 67
												241	H	Southeast Mo. St.	82 54
												247	H	St. Francis Brooklyn	94 101
												258	A	Austin Peay	80 81
												258	H	Austin Peay	75 84
												259	A	Murray St.	83 61
												259	H	Murray St.	80 71
												294	A	Eastern Ill.	67 57
												303	A	Tennessee St.	85 62
												303	H	Tennessee St.	71 55
												310	H	Valparaiso	68 62
												330	H	Evansville	85 63
												331	H	Lipscomb	79 44
												333	A	Eastern Ky.	64 61
												333	H	Eastern Ky.	68 52
												349	H	Chicago St.	104 68
LAST 12 Division I GAMES:															
		213 N Jacksonville St.	77 60			333 H Eastern Ky.	68 52								
		110 N UT Martin	58 68			258 H Austin Peay	75 84								
		333 A Eastern Ky.	64 61			44 H Belmont	57 77								
		259 H Murray St.	80 71			303 H Tennessee St.	71 55								
		148 A Tennessee Tech	73 70			294 A Eastern Ill.	67 57								
		213 A Jacksonville St.	57 68			239 A SIUE	73 67								

Non-Div I Games: Alice Lloyd 121 56 Ky. Christian 119 28

Morehead St.

■ Loss,
 ■ Non-Conf,
 ■ S Site,
 ■ Home
 ■ A Away
 N Neutral

RPI 1-25			
RPI	S	Opponent	Score
14	N	Maryland	44 68
RPI 26-50			
RPI	S	Opponent	Score
45	A	Michigan	47 70
RPI 51-100			
RPI	S	Opponent	Score
63	A	SFA	42 69
81	A	West Virginia	37 72
Team's RPI: 311			
RPI	S	Opponent	Score
103	A	Hartford	59 80
104	A	Western Ky.	43 90
111	N	Georgia	33 60
197	A	N.C. A&T	29 62
207	A	UMES	57 53
207	H	UMES	68 73
220	H	Bethune-Cookman	69 73
225	A	Howard	56 79
225	H	Howard	62 74
272	N	Niagara	57 67
276	H	Norfolk St.	49 64
297	A	South Carolina St.	63 61
297	H	South Carolina St.	62 51
304	H	UMBC	68 73
314	A	Coppin St.	74 57
314	H	Coppin St.	70 47
314	N	Coppin St.	48 50
321	A	FIU	50 59
327	H	UMass Lowell	61 49
328	H	Central Conn. St.	36 60
335	A	N.C. Central	65 62
340	A	Delaware St.	57 62
345	A	Savannah St.	35 53
345	H	Savannah St.	63 47
346	H	Florida A&M	75 71
LAST 12 Division I GAMES:			
314	N	Coppin St.	48 50
272	N	Niagara	57 67
314	H	Coppin St.	70 47
207	A	UMES	57 53
340	A	Delaware St.	57 62
225	H	Howard	62 74
276	H	Norfolk St.	49 64
345	A	Savannah St.	35 53
297	A	South Carolina St.	63 61
314	A	Coppin St.	74 57
346	H	Florida A&M	75 71
220	H	Bethune-Cookman	69 73

Washington Adventis60 43

Page 194

Average RPI Win: 266	WON-LOST	WINNING	LAST 10	STRENGTH OF	OPP. STRENGTH	TEAM	ADJ.	CONF.	ADJ CONF.
Average RPI Loss: 164	RECORD	PCT. RANK	GAMES	SCHEDULE	OF SCHEDULE	RPI	RPI	RPI	RPI
DIV. I ONLY	11- 17	233	0- 1	266	241	259	259	22	22
DIV. I NON-CONF.	2- 7	288	0- 0	271	132	321	321	22	22
TOTALS	RPI 1-25	RPI 26-50	W-L RECORDS	RPI 51-100	RPI 101-150	RPI 150+			
11- 17	0- 1	0- 1	OVERALL	0- 2	1- 6	10- 7			
8- 5	0- 0	0- 1	HOME	0- 0	1- 2	7- 2			
3- 11	0- 1	0- 0	AWAY	0- 2	0- 3	3- 5			
0- 1	0- 0	0- 0	NEUTRAL	0- 0	0- 1	0- 0			
2- 7	0- 1	0- 0	NON-CONFERENCE	0- 2	0- 1	2- 3			
2- 2	0- 0	0- 0	HOME	0- 0	0- 1	2- 1			
0- 5	0- 1	0- 0	AWAY	0- 2	0- 0	0- 2			
0- 0	0- 0	0- 0	NEUTRAL	0- 0	0- 0	0- 0			
9- 10	0- 0	0- 1	CONFERENCE	0- 0	1- 5	8- 4			
6- 3	0- 0	0- 1	HOME	0- 0	1- 1	5- 1			
3- 6	0- 0	0- 0	AWAY	0- 0	0- 3	3- 3			
0- 1	0- 0	0- 0	NEUTRAL	0- 0	0- 1	0- 0			

RPI 1-25				RPI 26-50				RPI 51-100				RPI 101+ Team's RPI: 259			
RPI	S	Opponent	Score	RPI	S	Opponent	Score	RPI	S	Opponent	Score	RPI	S	Opponent	Score
22	A	Kentucky	49 88	44	H	Belmont	58 65	56	A	Tennessee	77 98	110	A	UT Martin	67 75
								74	A	Butler	65 86	110	H	UT Martin	76 73
												110	N	UT Martin	56 77
												129	A	Morehead St.	71 80
												129	H	Morehead St.	61 83
												148	A	Tennessee Tech	65 74
												149	H	Southern Ill.	59 65
												189	A	Arkansas St.	63 74
												213	A	Jacksonville St.	64 59
												226	A	Illinois	52 84
												239	A	SIUE	54 71
												239	H	SIUE	81 75
												241	A	Southeast Mo. St.	64 59
												241	H	Southeast Mo. St.	82 74
												258	A	Austin Peay	56 59
												258	H	Austin Peay	77 72
												294	A	Eastern Ill.	67 75
												294	H	Eastern Ill.	60 51
												301	H	Alabama A&M	53 59
												303	H	Tennessee St.	61 65
												330	H	Evansville	81 53
												331	H	Lipscomb	97 61
												333	A	Eastern Ky.	76 63
												333	H	Eastern Ky.	81 63
LAST 12 Division I GAMES:															
				110	N	UT Martin	56 77	333	A	Eastern Ky.	76 63				
				258	H	Austin Peay	77 72	239	H	SIUE	81 75				
				129	A	Morehead St.	71 80	294	H	Eastern Ill.	60 51				
				241	H	Southeast Mo. St.	82 74	148	A	Tennessee Tech	65 74				
				110	H	UT Martin	76 73	213	A	Jacksonville St.	64 59				
				258	A	Austin Peay	56 59	303	H	Tennessee St.	61 65				

Non-Div I Games: Oakland City 113 55 Bethel (TN) 86 50

Murray St.

■ Loss,
■ Non-Conf,
■ S Site,
■ Home
■ A Away
N Neutral

Average RPI Win:	299	WON-LOST	WINNING	LAST 10	STRENGTH OF	OPP. STRENGTH	TEAM	ADJ.	CONF.	ADJ CONF.
Average RPI Loss:	155	RECORD	PCT. RANK	GAMES	SCHEDULE	OF SCHEDULE	RPI	RPI	RPI	RPI
DIV. I ONLY	18- 9	79	0- 1	345	320	197	197	32	32	
DIV. I NON-CONF.	2- 9	297	0- 1	294	124	309	309	32	32	
TOTALS	RPI 1-25	RPI 26-50	W-L RECORDS	RPI 51-100	RPI 101-150	RPI 150+				
18- 9	0- 0	0- 0	OVERALL	0- 3	0- 2	18- 4				
8- 3	0- 0	0- 0	HOME	0- 1	0- 1	8- 1				
10- 4	0- 0	0- 0	AWAY	0- 1	0- 0	10- 3				
0- 2	0- 0	0- 0	NEUTRAL	0- 1	0- 1	0- 0				
2- 9	0- 0	0- 0	NON-CONFERENCE	0- 3	0- 2	2- 4				
0- 3	0- 0	0- 0	HOME	0- 1	0- 1	0- 1				
2- 4	0- 0	0- 0	AWAY	0- 1	0- 0	2- 3				
0- 2	0- 0	0- 0	NEUTRAL	0- 1	0- 1	0- 0				
16- 0	0- 0	0- 0	CONFERENCE	0- 0	0- 0	16- 0				
8- 0	0- 0	0- 0	HOME	0- 0	0- 0	8- 0				
8- 0	0- 0	0- 0	AWAY	0- 0	0- 0	8- 0				
0- 0	0- 0	0- 0	NEUTRAL	0- 0	0- 0	0- 0				

RPI 1-25			RPI 26-50			RPI 51-100			RPI 101+			Team's RPI: 197
RPI	S	Opponent	Score	RPI	S	Opponent	Score	RPI	S	Opponent	Score	
						61 N Maine	52 58	129 H Morehead St.			67 72	
						91 H VCU	48 54	137 N Yale			49 59	
						96 A Virginia	57 67	163 H Akron			36 49	
								207 A UMES			51 49	
								207 H UMES			70 58	
								220 A Bethune-Cookman			72 48	
								224 A Elon			64 73	
								225 A Howard			63 58	
								242 A ETSU			56 61	
								255 A Navy			49 72	
								276 A Norfolk St.			49 44	
								297 A South Carolina St.			58 44	
								297 H South Carolina St.			59 52	
								306 A Fla. Atlantic			67 65	
								311 H Morgan St.			62 29	
								314 H Coppin St.			66 42	
								335 A N.C. Central			52 49	
								335 H N.C. Central			86 52	
								340 A Delaware St.			67 47	
								340 H Delaware St.			72 49	
								342 A Western Caro.			69 51	
								345 H Savannah St.			73 69	
								346 A Florida A&M			56 48	
								346 H Florida A&M			77 53	
LAST 12 Division I GAMES:												
						137 N Yale	49 59	225 A Howard			63 58	
						335 H N.C. Central	86 52	207 H UMES			70 58	
						346 H Florida A&M	77 53	340 H Delaware St.			72 49	
						345 H Savannah St.	73 69	220 A Bethune-Cookman			72 48	
						297 H South Carolina St.	59 52	346 A Florida A&M			56 48	
						276 A Norfolk St.	49 44	335 A N.C. Central			52 49	

Non-Div I Games: Winston-Salem 60 56 Johnson C. Smith 50 53

N.C. A&T

Loss, Non-Conf, S Site, H Home A Away N Neutral

N.C. Central

Through Games Of March 12, 2019

Average RPI Win:	324	WON-LOST	WINNING	LAST 10	STRENGTH OF	OPP. STRENGTH	TEAM	ADJ.	CONF.	ADJ CONF.
Average RPI Loss:	220	RECORD	PCT. RANK	GAMES	SCHEDULE	OF SCHEDULE	RPI	RPI	RPI	RPI
DIV. I ONLY	8- 21	284	1- 0	335	347	335	335	32	32	
DIV. I NON-CONF.	2- 10	311	0- 0	276	271	338	338	32	32	
TOTALS	RPI 1-25	RPI 26-50	W-L RECORDS	RPI 51-100	RPI 101-150	RPI 150+				
8- 21	0- 1	0- 0	OVERALL	0- 1	0- 2	8- 17				
5- 9	0- 0	0- 0	HOME	0- 0	0- 1	5- 8				
2- 11	0- 1	0- 0	AWAY	0- 1	0- 1	2- 8				
1- 1	0- 0	0- 0	NEUTRAL	0- 0	0- 0	1- 1				
2- 10	0- 1	0- 0	NON-CONFERENCE	0- 1	0- 2	2- 6				
2- 4	0- 0	0- 0	HOME	0- 0	0- 1	2- 3				
0- 5	0- 1	0- 0	AWAY	0- 1	0- 1	0- 2				
0- 1	0- 0	0- 0	NEUTRAL	0- 0	0- 0	0- 1				
6- 11	0- 0	0- 0	CONFERENCE	0- 0	0- 0	6- 11				
3- 5	0- 0	0- 0	HOME	0- 0	0- 0	3- 5				
2- 6	0- 0	0- 0	AWAY	0- 0	0- 0	2- 6				
1- 0	0- 0	0- 0	NEUTRAL	0- 0	0- 0	1- 0				

RPI	S	Opponent	Score	RPI	S	Opponent	Score	RPI	S	Opponent	Score	RPI	S	Opponent	Score	Team's RPI: 335
7	A	Iowa	39 106					95	A	High Point	69 80	113	H	UNCW	82 89	
												139	A	Georgia St.	54 65	
												173	H	Coastal Caro.	66 89	
												197	A	N.C. A&T	52 86	
												197	H	N.C. A&T	49 52	
												207	A	UMES	49 59	
												207	H	UMES	61 69	
												220	A	Bethune-Cookman	54 72	
												220	H	Bethune-Cookman	50 67	
												224	H	Elon	54 83	
												225	A	Howard	70 80	
												230	A	Memphis	56 77	
												254	H	Wofford	66 59	
												276	A	Norfolk St.	48 62	
												297	H	South Carolina St.	60 72	
												298	N	Kennesaw St.	54 78	
												305	A	Winthrop	41 66	
												307	H	UNC Greensboro	66 57	
												311	H	Morgan St.	62 65	
												314	H	Coppin St.	62 57	
												340	A	Delaware St.	61 71	
												340	H	Delaware St.	65 64	
												340	N	Delaware St.	80 64	
												343	H	USC Upstate	63 82	
												345	A	Savannah St.	71 67	
												345	H	Savannah St.	77 65	
LAST 12 Division I GAMES:																
340	N	Delaware St.	80 64	340	H	Delaware St.	65 64									
197	A	N.C. A&T	52 86	207	H	UMES	61 69									
297	H	South Carolina St.	60 72	346	A	Florida A&M	64 57									
345	H	Savannah St.	77 65	220	A	Bethune-Cookman	54 72									
225	A	Howard	70 80	345	A	Savannah St.	71 67									
276	A	Norfolk St.	48 62	197	H	N.C. A&T	49 52									

Non-Div I Games: Wilberforce 55 49

N.C. Central

Loss, Non-Conf, S Site, H Home A Away N Neutral

RPI	S	Opponent	Score
346	A	Florida A&M	64 57

N
.
C
.
C
e
n
t
r
a
l

N
.
C
.
C
e
n
t
r
a
l

N.C. Central

N
C
S
t
a
t
e

NC State				Through Games Of March 12, 2019						
Average RPI Win:	95	WON-LOST	WINNING	LAST 10	STRENGTH OF	OPP. STRENGTH	TEAM	ADJ.	CONF.	ADJ CONF.
Average RPI Loss:	13	RECORD	PCT. RANK	GAMES	SCHEDULE	OF SCHEDULE	RPI	RPI	RPI	RPI
DIV. I ONLY		26- 5	15	1- 0	14	7	9	9	1	1
DIV. I NON-CONF.		13- 0	1	0- 0	34	53	6	6	1	1

TOTALS	RPI 1-25	RPI 26-50		W-L RECORDS		RPI 51-100		RPI 101-150		RPI 150+
26- 5	3- 4	5- 1		OVERALL		9- 0		4- 0		5- 0
15- 2	1- 1	3- 1		HOME		6- 0		2- 0		3- 0
8- 2	1- 2	1- 0		AWAY		3- 0		2- 0		1- 0
3- 1	1- 1	1- 0		NEUTRAL		0- 0		0- 0		1- 0
13- 0	0- 0	3- 0		NON-CONFERENCE		5- 0		0- 0		5- 0
9- 0	0- 0	2- 0		HOME		4- 0		0- 0		3- 0
2- 0	0- 0	0- 0		AWAY		1- 0		0- 0		1- 0
2- 0	0- 0	1- 0		NEUTRAL		0- 0		0- 0		1- 0
13- 5	3- 4	2- 1		CONFERENCE		4- 0		4- 0		0- 0
6- 2	1- 1	1- 1		HOME		2- 0		2- 0		0- 0
6- 2	1- 2	1- 0		AWAY		2- 0		2- 0		0- 0
1- 1	1- 1	0- 0		NEUTRAL		0- 0		0- 0		0- 0

N
C
S
t
a
t
e

RPI 1-25				Team's RPI: 9		RPI 26-50				RPI 51-100				RPI 101+			
RPI	S	Opponent	Score	RPI	S	Opponent	Score	RPI	S	Opponent	Score	RPI	S	Opponent	Score		
1	H	Notre Dame	72 95	36	A	North Carolina	74 69	61	H	Maine	84 46	127	H	Pittsburgh	63 34		
3	A	Louisville	62 92	36	H	North Carolina	51 64	66	A	Georgia Tech	68 60	132	A	Boston College	85 69		
3	N	Louisville	68 78	41	N	Michigan St.	78 74	69	A	Georgetown	76 65	150	A	Wake Forest	59 50		
10	A	Syracuse	77 73	44	H	Belmont	77 62	73	H	Virginia Tech	70 61	150	H	Wake Forest	80 46		
18	H	Miami (FL)	70 68	45	H	Michigan	66 55	77	H	Kent St.	78 61	153	H	Davidson	75 45		
21	A	Florida St.	70 75	50	H	Clemson	54 51	79	H	Duke	63 51	169	A	Chattanooga	78 58		
21	N	Florida St.	69 62					83	H	Radford	75 58	193	H	Hampton	83 51		
								96	A	Virginia	66 38	206	H	Vanderbilt	74 54		
								99	H	Old Dominion	85 56	219	N	George Washington	69 61		
LAST 12 Division I GAMES:																	
21	N	Florida St.	69 62	1	H	Notre Dame	72 95										
3	N	Louisville	68 78	10	A	Syracuse	77 73										
18	H	Miami (FL)	70 68	21	A	Florida St.	70 75										
3	A	Louisville	62 92	36	H	North Carolina	51 64										
36	A	North Carolina	74 69	150	A	Wake Forest	59 50										
150	H	Wake Forest	80 46	66	A	Georgia Tech	68 60										

Non-Div I Games:

NC State

Average RPI Win:	317	WON-LOST	WINNING	LAST 10	STRENGTH OF	OPP. STRENGTH	TEAM	ADJ.	CONF.	ADJ CONF.
Average RPI Loss:	189	RECORD	PCT. RANK	GAMES	SCHEDULE	OF SCHEDULE	RPI	RPI	RPI	RPI
DIV. I ONLY	6- 24	320	0- 1	261	303	324	324	24	24	
DIV. I NON-CONF.	3- 10	278	0- 0	278	342	315	315	26	26	
TOTALS	RPI 1-25	RPI 26-50	W-L RECORDS	RPI 51-100	RPI 101-150	RPI 150+				
6- 24	0- 0	0- 0	OVERALL	0- 6	0- 1	6- 17				
3- 10	0- 0	0- 0	HOME	0- 2	0- 1	3- 7				
3- 14	0- 0	0- 0	AWAY	0- 4	0- 0	3- 10				
0- 0	0- 0	0- 0	NEUTRAL	0- 0	0- 0	0- 0				
3- 10	0- 0	0- 0	NON-CONFERENCE	0- 3	0- 1	3- 6				
1- 4	0- 0	0- 0	HOME	0- 1	0- 1	1- 2				
2- 6	0- 0	0- 0	AWAY	0- 2	0- 0	2- 4				
0- 0	0- 0	0- 0	NEUTRAL	0- 0	0- 0	0- 0				
3- 14	0- 0	0- 0	CONFERENCE	0- 3	0- 0	3- 11				
2- 6	0- 0	0- 0	HOME	0- 1	0- 0	2- 5				
1- 8	0- 0	0- 0	AWAY	0- 2	0- 0	1- 6				
0- 0	0- 0	0- 0	NEUTRAL	0- 0	0- 0	0- 0				

RPI S	Opponent	Score	RPI S	Opponent	Score	RPI S	Opponent	Score	RPI S	Opponent	Score	Team's RPI: 324
						60	A Penn	42 85	103	H Hartford	53 84	
						62	A FGCU	45 58	171	A Rider	46 67	
						62	A FGCU	42 61	187	A Liberty	47 58	
						62	H FGCU	35 67	187	H Liberty	39 58	
						77	H Kent St.	40 57	200	A North Ala.	60 72	
						81	A West Virginia	50 95	200	H North Ala.	54 77	
									209	A Stetson	48 74	
									209	H Stetson	47 56	
									225	A Howard	57 77	
									233	A North Florida	46 54	
									233	H North Florida	59 78	
									234	A Jacksonville	55 69	
									234	H Jacksonville	56 61	
									241	H Southeast Mo. St.	58 68	
									246	A Colgate	71 53	
									278	H Vermont	63 71	
									298	A Kennesaw St.	47 70	
									298	H Kennesaw St.	66 60	
									331	A Lipscomb	69 53	
									331	H Lipscomb	80 67	
									342	H Western Caro.	79 71	
									344	A Fairleigh Dickinson	43 64	
									347	A Saint Peter's	57 70	
									351	A LIU Brooklyn	72 51	
LAST 12 Division I GAMES:												
62	A FGCU	45 58	233	H North Florida	59 78	62	A FGCU	42 61	344	A Fairleigh Dickinson	43 64	
233	A North Florida	46 54	298	A Kennesaw St.	47 70	187	A Liberty	47 58	347	A Saint Peter's	57 70	
187	H Liberty	39 58	187	A Liberty	47 58	62	H FGCU	35 67	351	A LIU Brooklyn	72 51	
331	A Lipscomb	69 53	200	H North Ala.	54 77							
234	A Jacksonville	55 69										
209	H Stetson	47 56										

Non-Div I Games:

NJIT

■ Loss,
 ■ Non-Conf,
 ■ S Site,
 ■ Home
 ■ Away
 N Neutral

Average RPI Win: 239	WON-LOST	WINNING	LAST 10	STRENGTH OF	OPP. STRENGTH	TEAM	ADJ.	CONF.	ADJ CONF.
Average RPI Loss: 173	RECORD	PCT. RANK	GAMES	SCHEDULE	OF SCHEDULE	RPI	RPI	RPI	RPI
DIV. I ONLY	9- 19	266	0- 1	177	261	255	255	18	18
DIV. I NON-CONF.	4- 5	190	0- 0	131	326	177	177	21	21
TOTALS	RPI 1-25	RPI 26-50	W-L RECORDS	RPI 51-100	RPI 101-150	RPI 150+			
9- 19	0- 0	0- 2	OVERALL	0- 3	0- 3	9- 11			
5- 8	0- 0	0- 1	HOME	0- 2	0- 2	5- 3			
4- 11	0- 0	0- 1	AWAY	0- 1	0- 1	4- 8			
0- 0	0- 0	0- 0	NEUTRAL	0- 0	0- 0	0- 0			
4- 5	0- 0	0- 0	NON-CONFERENCE	0- 1	0- 1	4- 3			
2- 2	0- 0	0- 0	HOME	0- 1	0- 1	2- 0			
2- 3	0- 0	0- 0	AWAY	0- 0	0- 0	2- 3			
0- 0	0- 0	0- 0	NEUTRAL	0- 0	0- 0	0- 0			
5- 14	0- 0	0- 2	CONFERENCE	0- 2	0- 2	5- 8			
3- 6	0- 0	0- 1	HOME	0- 1	0- 1	3- 3			
2- 8	0- 0	0- 1	AWAY	0- 1	0- 1	2- 5			
0- 0	0- 0	0- 0	NEUTRAL	0- 0	0- 0	0- 0			

RPI 1-25				RPI 26-50				RPI 51-100				RPI 101+				Team's RPI: 255	
RPI	S	Opponent	Score	RPI	S	Opponent	Score	RPI	S	Opponent	Score	RPI	S	Opponent	Score		
				43	A	Bucknell	48 90	60	H	Penn	61 65	119	H	Marist	48 72		
				43	H	Bucknell	43 77	78	A	American	44 69	126	A	Lehigh	55 66		
								78	H	American	45 58	126	H	Lehigh	38 56		
												171	A	Rider	66 60		
												174	A	Boston U.	55 66		
												174	H	Boston U.	35 49		
												175	A	Colorado	43 59		
												177	A	Holy Cross	44 47		
												177	H	Holy Cross	54 47		
												197	H	N.C. A&T	72 49		
												216	A	Monmouth	67 68		
												236	H	Saint Joseph's	49 48		
												246	A	Colgate	62 49		
												246	H	Colgate	67 52		
												266	A	Loyola Maryland	58 46		
												266	A	Loyola Maryland	45 58		
												266	H	Loyola Maryland	50 55		
												276	A	Norfolk St.	58 65		
												291	A	Army West Point	52 55		
												291	H	Army West Point	48 60		
												296	A	Air Force	54 47		
												317	A	Lafayette	42 55		
												317	H	Lafayette	65 53		
LAST 12 Division I GAMES:																	
				266	A	Loyola Maryland	45 58	291	H	Army West Point	48 60						
				78	A	American	44 69	177	A	Holy Cross	44 47						
				266	H	Loyola Maryland	50 55	246	H	Colgate	67 52						
				43	A	Bucknell	48 90	126	A	Lehigh	55 66						
				174	A	Boston U.	55 66	43	H	Bucknell	43 77						
				317	H	Lafayette	65 53	174	H	Boston U.	35 49						

Non-Div I Games: Catholic 81 36

Navy

■ Loss,
 ■ Non-Conf, S Site,
 ■ Home
 ■ Away
 N Neutral

Nebraska

Through Games Of March 12, 2019

Average RPI Win: 143		WON-LOST	WINNING	LAST 10	STRENGTH OF	OPP. STRENGTH	TEAM	ADJ.	CONF.	ADJ CONF.
Average RPI Loss: 57		RECORD	PCT. RANK	GAMES	SCHEDULE	OF SCHEDULE	RPI	RPI	RPI	RPI
DIV. I ONLY		14- 16	194	0- 1	24	34	94	94	4	4
DIV. I NON-CONF.		5- 6	177	0- 0	100	20	145	145	6	6
TOTALS		RPI 1-25	RPI 26-50	W-L RECORDS		RPI 51-100	RPI 101-150	RPI 150+		
14- 16	0- 7	2- 3		OVERALL		4- 3	3- 1	5- 2		
8- 6	0- 3	2- 2		HOME		1- 0	1- 1	4- 0		
5- 9	0- 4	0- 1		AWAY		2- 2	2- 0	1- 2		
1- 1	0- 0	0- 0		NEUTRAL		1- 1	0- 0	0- 0		
5- 6	0- 3	0- 0		NON-CONFERENCE		1- 2	0- 0	4- 1		
4- 1	0- 1	0- 0		HOME		0- 0	0- 0	4- 0		
0- 5	0- 2	0- 0		AWAY		0- 2	0- 0	0- 1		
1- 0	0- 0	0- 0		NEUTRAL		1- 0	0- 0	0- 0		
9- 10	0- 4	2- 3		CONFERENCE		3- 1	3- 1	1- 1		
4- 5	0- 2	2- 2		HOME		1- 0	1- 1	0- 0		
5- 4	0- 2	0- 1		AWAY		2- 0	2- 0	1- 1		
0- 1	0- 0	0- 0		NEUTRAL		0- 1	0- 0	0- 0		

RPI	S	Opponent	Score	RPI	S	Opponent	Score	RPI	S	Opponent	Score	RPI	S	Opponent	Score
3	A	Louisville	68 85	29	H	Rutgers	56 62	65	A	Arkansas	80 84	107	H	Minnesota	63 57
7	A	Iowa	71 77	41	H	Michigan St.	82 71	83	N	Radford	77 39	115	A	Northwestern	71 64
7	H	Iowa	58 74	45	A	Michigan	61 67	90	A	Purdue	84 64	115	H	Northwestern	54 58
14	A	Maryland	63 89	45	H	Michigan	70 56	90	H	Purdue	67 61	146	A	Penn St.	79 74
14	H	Maryland	63 81	46	H	Indiana	78 82	90	N	Purdue	71 75	154	H	Kansas	58 52
16	H	Drake	77 83					93	A	Creighton	65 74	160	A	Washington St.	84 87
18	A	Miami (FL)	68 82					100	A	Ohio St.	78 69	165	H	Denver	96 71
Team's RPI: 94															
RPI 101+															
184 A Wisconsin															
226 A Illinois															
299 H San Jose St.															
343 H USC Upstate															
LAST 12 Division I GAMES:															
90	N	Purdue	71 75	90	H	Purdue	67 61								
146	A	Penn St.	79 74	45	A	Michigan	61 67								
7	H	Iowa	58 74	46	H	Indiana	78 82								
115	A	Northwestern	71 64	90	A	Purdue	84 64								
41	H	Michigan St.	82 71	184	A	Wisconsin	69 70								
14	A	Maryland	63 89	115	H	Northwestern	54 58								

Non-Div I Games:

Nebraska

■ Loss,
■ Non-Conf, S Site,
■ Home
■ Away
N Neutral

Nevada

Through Games Of March 12, 2019

Average RPI Win:	252	WON-LOST	WINNING	LAST 10	STRENGTH OF	OPP. STRENGTH	TEAM	ADJ.	CONF.	ADJ CONF.
Average RPI Loss:	121	RECORD	PCT. RANK	GAMES	SCHEDULE	OF SCHEDULE	RPI	RPI	RPI	RPI
DIV. I ONLY	11- 19	242	1- 0	183	135	245	245	15	15	
DIV. I NON-CONF.	3- 7	256	0- 0	221	123	284	284	12	12	
TOTALS	RPI 1-25	RPI 26-50	W-L RECORDS	RPI 51-100	RPI 101-150	RPI 150+				
11- 19	0- 0	0- 3	OVERALL	0- 6	1- 3	10- 7				
6- 9	0- 0	0- 1	HOME	0- 4	0- 2	6- 2				
4- 7	0- 0	0- 1	AWAY	0- 1	1- 0	3- 5				
1- 3	0- 0	0- 1	NEUTRAL	0- 1	0- 1	1- 0				
3- 7	0- 0	0- 0	NON-CONFERENCE	0- 3	0- 2	3- 2				
2- 4	0- 0	0- 0	HOME	0- 2	0- 1	2- 1				
1- 1	0- 0	0- 0	AWAY	0- 0	0- 0	1- 1				
0- 2	0- 0	0- 0	NEUTRAL	0- 1	0- 1	0- 0				
8- 12	0- 0	0- 3	CONFERENCE	0- 3	1- 1	7- 5				
4- 5	0- 0	0- 1	HOME	0- 2	0- 1	4- 1				
3- 6	0- 0	0- 1	AWAY	0- 1	1- 0	2- 4				
1- 1	0- 0	0- 1	NEUTRAL	0- 0	0- 0	1- 0				

RPI 1-25			RPI 26-50			RPI 51-100			RPI 101+			Team's RPI: 245			
RPI	S	Opponent	Score	RPI	S	Opponent	Score	RPI	S	Opponent	Score	RPI	S	Opponent	Score
				42	A	Boise St.	65 80	52	H	Southern California	51 72	118	A	Fresno St.	57 41
				42	H	Boise St.	74 75	54	A	New Mexico	74 85	118	H	Fresno St.	63 79
				42	N	Boise St.	67 72	54	H	New Mexico	64 66	124	N	Northern Ill.	69 98
								56	H	Wyoming	51 55	141	H	Texas Tech	67 86
								84	N	UC Davis	68 84	164	A	Santa Clara	48 56
								92	H	Utah	52 74	175	H	Colorado	52 65
												179	A	Utah St.	76 79
												179	H	Utah St.	59 71
												199	H	Hawaii	79 78
												202	A	UNLV	58 67
												202	H	UNLV	70 62
												204	A	San Diego St.	61 64
												204	H	San Diego St.	74 69
												265	A	Long Beach St.	76 67
												279	A	Colorado St.	62 38
												279	H	Colorado St.	68 57
												296	A	Air Force	74 79
												296	H	Air Force	79 54
												299	A	San Jose St.	52 49
												299	N	San Jose St.	78 68
												337	H	Seattle U	67 54
LAST 12 Division I GAMES:															
				299	N	San Jose St.	78 68	202	A	UNLV	58 67				
				42	N	Boise St.	67 72	118	A	Fresno St.	57 41				
				124	N	Northern Ill.	69 98	204	H	San Diego St.	74 69				
				204	A	San Diego St.	61 64	56	H	Wyoming	51 55				
				296	H	Air Force	79 54	54	A	New Mexico	74 85				
				179	H	Utah St.	59 71	279	H	Colorado St.	68 57				

Non-Div I Games: Stanislaus St. 75 52

Nevada

■ Loss,
 ■ Non-Conf, S Site,
 ■ Home
 ■ Away
 N Neutral

New Hampshire

Through Games Of March 12, 2019

Average RPI Win:	275	WON-LOST	WINNING	LAST 10	STRENGTH OF	OPP. STRENGTH	TEAM	ADJ.	CONF.	ADJ CONF.
Average RPI Loss:	184	RECORD	PCT. RANK	GAMES	SCHEDULE	OF SCHEDULE	RPI	RPI	RPI	RPI
DIV. I ONLY	5- 24	329	0- 1	220	279	316	316	23	23	
DIV. I NON-CONF.	2- 10	311	0- 0	212	296	325	325	25	25	
TOTALS	RPI 1-25	RPI 26-50	W-L RECORDS	RPI 51-100	RPI 101-150	RPI 150+				
5- 24	0- 0	0- 0	OVERALL	0- 4	0- 7	5- 13				
3- 10	0- 0	0- 0	HOME	0- 2	0- 2	3- 6				
2- 14	0- 0	0- 0	AWAY	0- 2	0- 5	2- 7				
0- 0	0- 0	0- 0	NEUTRAL	0- 0	0- 0	0- 0				
2- 10	0- 0	0- 0	NON-CONFERENCE	0- 1	0- 3	2- 6				
2- 3	0- 0	0- 0	HOME	0- 1	0- 0	2- 2				
0- 7	0- 0	0- 0	AWAY	0- 0	0- 3	0- 4				
0- 0	0- 0	0- 0	NEUTRAL	0- 0	0- 0	0- 0				
3- 14	0- 0	0- 0	CONFERENCE	0- 3	0- 4	3- 7				
1- 7	0- 0	0- 0	HOME	0- 1	0- 2	1- 4				
2- 7	0- 0	0- 0	AWAY	0- 2	0- 2	2- 3				
0- 0	0- 0	0- 0	NEUTRAL	0- 0	0- 0	0- 0				

RPI S	Opponent	Score	RPI S	Opponent	Score	RPI S	Opponent	Score	RPI S	Opponent	Score	Team's RPI: 316
						51	H Princeton	42 90	101	A Northeastern	54 69	
						61	A Maine	36 69	103	A Hartford	49 56	
						61	A Maine	46 67	103	H Hartford	48 66	
						61	H Maine	45 69	107	A Minnesota	47 70	
									112	A South Fla.	36 79	
									138	A Stony Brook	37 67	
									138	H Stony Brook	63 82	
									174	A Boston U.	39 60	
									177	H Holy Cross	74 62	
									181	H Sacred Heart	60 71	
									210	H Dartmouth	42 62	
									235	A Albany (NY)	41 59	
									235	H Albany (NY)	53 78	
									252	A Binghamton	54 53	
									252	H Binghamton	62 71	
									278	A Vermont	60 69	
									278	H Vermont	50 51	
									281	A Brown	70 76	
									293	H Bryant	79 74	
									304	A UMBC	62 64	
									304	H UMBC	47 55	
									323	A North Dakota St.	51 56	
									327	A UMass Lowell	56 53	
									327	H UMass Lowell	54 46	
									328	A Central Conn. St.	47 56	
LAST 12 Division I GAMES:												
			61	A Maine	36 69		252	A Binghamton	54 53			
			304	H UMBC	47 55		327	H UMass Lowell	54 46			
			235	H Albany (NY)	53 78		61	H Maine	45 69			
			103	A Hartford	49 56		235	A Albany (NY)	41 59			
			138	A Stony Brook	37 67		304	A UMBC	62 64			
			278	H Vermont	50 51		103	H Hartford	48 66			

Non-Div I Games: U New England 68 44

New Hampshire

Loss, Non-Conf, S Site, H Home A Away N Neutral

Average RPI Win: 189		WON-LOST	WINNING	LAST 10	STRENGTH OF	OPP. STRENGTH	TEAM	ADJ.	CONF.	ADJ CONF.
Average RPI Loss: 136		RECORD	PCT. RANK	GAMES	SCHEDULE	OF SCHEDULE	RPI	RPI	RPI	RPI
DIV. I ONLY		24- 6	29	0- 1	157	141	54	54	15	15
DIV. I NON-CONF.		10- 1	17	0- 0	64	180	23	23	12	12
TOTALS		RPI 1-25	RPI 26-50	W-L RECORDS	RPI 51-100	RPI 101-150	RPI 150+			
24- 6	0- 0		0- 2	OVERALL	3- 0	5- 1	16- 3			
16- 1	0- 0		0- 1	HOME	2- 0	3- 0	11- 0			
8- 4	0- 0		0- 1	AWAY	1- 0	2- 1	5- 2			
0- 1	0- 0		0- 0	NEUTRAL	0- 0	0- 0	0- 1			
10- 1	0- 0		0- 1	NON-CONFERENCE	1- 0	4- 0	5- 0			
7- 1	0- 0		0- 1	HOME	1- 0	2- 0	4- 0			
3- 0	0- 0		0- 0	AWAY	0- 0	2- 0	1- 0			
0- 0	0- 0		0- 0	NEUTRAL	0- 0	0- 0	0- 0			
14- 5	0- 0		0- 1	CONFERENCE	2- 0	1- 1	11- 3			
9- 0	0- 0		0- 0	HOME	1- 0	1- 0	7- 0			
5- 4	0- 0		0- 1	AWAY	1- 0	0- 1	4- 2			
0- 1	0- 0		0- 0	NEUTRAL	0- 0	0- 0	0- 1			

[illegible]

Non-Div I Games:

New Mexico

■ Loss, ■ Non-Conf, S Site, H Home A Away N Neutral

Average RPI Win:	278	WON-LOST	WINNING	LAST 10	STRENGTH OF	OPP. STRENGTH	TEAM	ADJ.	CONF.	ADJ CONF.
Average RPI Loss:	144	RECORD	PCT. RANK	GAMES	SCHEDULE	OF SCHEDULE	RPI	RPI	RPI	RPI
DIV. I ONLY	21- 6	38	1- 0	315	334	133	133	31	31	
DIV. I NON-CONF.	6- 5	143	1- 0	194	303	158	158	30	30	
TOTALS	RPI 1-25	RPI 26-50	W-L RECORDS	RPI 51-100	RPI 101-150	RPI 150+				
21- 6	0- 0	0- 0	OVERALL	0- 2	0- 2	21- 2				
9- 2	0- 0	0- 0	HOME	0- 1	0- 1	9- 0				
11- 3	0- 0	0- 0	AWAY	0- 1	0- 0	11- 2				
1- 1	0- 0	0- 0	NEUTRAL	0- 0	0- 1	1- 0				
6- 5	0- 0	0- 0	NON-CONFERENCE	0- 2	0- 2	6- 1				
1- 2	0- 0	0- 0	HOME	0- 1	0- 1	1- 0				
4- 2	0- 0	0- 0	AWAY	0- 1	0- 0	4- 1				
1- 1	0- 0	0- 0	NEUTRAL	0- 0	0- 1	1- 0				
15- 1	0- 0	0- 0	CONFERENCE	0- 0	0- 0	15- 1				
8- 0	0- 0	0- 0	HOME	0- 0	0- 0	8- 0				
7- 1	0- 0	0- 0	AWAY	0- 0	0- 0	7- 1				
0- 0	0- 0	0- 0	NEUTRAL	0- 0	0- 0	0- 0				

RPI 1-25				RPI 26-50				RPI 51-100				RPI 101+				Team's RPI: 133
RPI	S	Opponent	Score	RPI	S	Opponent	Score	RPI	S	Opponent	Score	RPI	S	Opponent	Score	
								54	A	New Mexico	58 83	116	N	South Alabama	67 68	
								54	H	New Mexico	50 75	145	H	Abilene Christian	46 58	
												152	A	UC Riverside	64 65	
												165	H	Denver	66 64	
												218	A	California Baptist	92 64	
												218	H	California Baptist	76 69	
												229	A	UTRGV	70 67	
												229	H	UTRGV	71 63	
												243	A	UMKC	90 86	
												243	H	UMKC	68 61	
												262	A	Western Mich.	66 54	
												267	A	UTEP	69 65	
												274	A	A&M-Corpus Christi	67 65	
												277	A	CSU Bakersfield	61 59	
												277	H	CSU Bakersfield	61 48	
												289	A	Utah Valley	72 63	
												289	H	Utah Valley	58 52	
												290	A	UC Santa Barbara	81 73	
												337	A	Seattle U	83 72	
												337	H	Seattle U	75 55	
												341	A	Grand Canyon	51 54	
												341	H	Grand Canyon	81 52	
												349	A	Chicago St.	87 66	
												349	H	Chicago St.	77 54	
												350	N	Alcorn	82 64	
LAST 12 Division I GAMES:																
				350	N	Alcorn	82 64					289	A	Utah Valley	72 63	
				218	A	California Baptist	92 64					341	H	Grand Canyon	81 52	
				349	H	Chicago St.	77 54					277	H	CSU Bakersfield	61 48	
				243	H	UMKC	68 61					349	A	Chicago St.	87 66	
				229	A	UTRGV	70 67					243	A	UMKC	90 86	
				337	A	Seattle U	83 72					229	H	UTRGV	71 63	

Non-Div I Games: Tex. Permian Basin 70 38 Northern N.M. 101 51

New Mexico St.

■ Loss,
 ■ Non-Conf,
 ■ S Site,
 ■ Home
 ■ A Away
 N Neutral

New Orleans

Through Games Of March 12, 2019

Average RPI Win:	301	WON-LOST	WINNING	LAST 10	STRENGTH OF	OPP. STRENGTH	TEAM	ADJ.	CONF.	ADJ CONF.
Average RPI Loss:	176	RECORD	PCT. RANK	GAMES	SCHEDULE	OF SCHEDULE	RPI	RPI	RPI	RPI
DIV. I ONLY	9- 15	240	0- 0	318	274	282	282	25	25	
DIV. I NON-CONF.	1- 5	311	0- 0	190	62	254	254	23	23	
TOTALS	RPI 1-25	RPI 26-50	W-L RECORDS	RPI 51-100	RPI 101-150	RPI 150+				
9- 15	0- 1	0- 1	OVERALL	0- 2	0- 2	9- 9				
5- 5	0- 0	0- 0	HOME	0- 1	0- 1	5- 3				
4- 10	0- 1	0- 1	AWAY	0- 1	0- 1	4- 6				
0- 0	0- 0	0- 0	NEUTRAL	0- 0	0- 0	0- 0				
1- 5	0- 1	0- 1	NON-CONFERENCE	0- 0	0- 1	1- 2				
0- 1	0- 0	0- 0	HOME	0- 0	0- 0	0- 1				
1- 4	0- 1	0- 1	AWAY	0- 0	0- 1	1- 1				
0- 0	0- 0	0- 0	NEUTRAL	0- 0	0- 0	0- 0				
8- 10	0- 0	0- 0	CONFERENCE	0- 2	0- 1	8- 7				
5- 4	0- 0	0- 0	HOME	0- 1	0- 1	5- 2				
3- 6	0- 0	0- 0	AWAY	0- 1	0- 0	3- 5				
0- 0	0- 0	0- 0	NEUTRAL	0- 0	0- 0	0- 0				

RPI 1-25				RPI 26-50				RPI 51-100				RPI 101+ Team's RPI: 282			
RPI	S	Opponent	Score	RPI	S	Opponent	Score	RPI	S	Opponent	Score	RPI	S	Opponent	Score
18	A	Miami (FL)	38 78	35	A	Rice	56 67	53	H	Lamar University	57 79	127	A	Pittsburgh	38 90
								63	A	SFA	38 97	145	H	Abilene Christian	52 59
												157	A	Nicholls St.	58 66
												157	H	Nicholls St.	62 76
												172	A	Sam Houston St.	62 86
												217	A	Xavier	45 61
												230	A	Memphis	66 59
												274	A	A&M-Corpus Christi	51 57
												274	H	A&M-Corpus Christi	56 54
												286	H	Central Ark.	60 62
												300	H	La.-Monroe	44 57
												308	A	Incarnate Word	69 81
												308	H	Incarnate Word	58 55
												312	A	McNeese	64 60
												312	H	McNeese	88 76
												315	A	Northwestern St.	67 62
												315	H	Northwestern St.	84 73
												322	A	Southeastern La.	61 58
												322	H	Southeastern La.	46 45
												332	A	Houston Baptist	74 83
LAST 12 Division I GAMES:															
322	H	Southeastern La.	46 45	157	H	Nicholls St.	62 76								
157	A	Nicholls St.	58 66	315	H	Northwestern St.	84 73								
172	A	Sam Houston St.	62 86	308	H	Incarnate Word	58 55								
312	A	McNeese	64 60	315	A	Northwestern St.	67 62								
322	A	Southeastern La.	61 58	308	A	Incarnate Word	69 81								
274	H	A&M-Corpus Christi	56 54	286	H	Central Ark.	60 62								

Non-Div I Games: Dillard 68 59 Centenary (LA) 104 42 Trinity Baptist 93 38

New Orleans

Loss, Non-Conf, S Site, H Home A Away N Neutral

Niagara

Through Games Of March 12, 2019

Average RPI Win:	297	WON-LOST	WINNING	LAST 10	STRENGTH OF	OPP. STRENGTH	TEAM	ADJ.	CONF.	ADJ CONF.
Average RPI Loss:	160	RECORD	PCT. RANK	GAMES	SCHEDULE	OF SCHEDULE	RPI	RPI	RPI	RPI
DIV. I ONLY	12- 19	236	0- 1	274	247	272	272	26	26	
DIV. I NON-CONF.	4- 8	241	0- 0	197	146	256	256	27	27	
TOTALS	RPI 1-25	RPI 26-50	W-L RECORDS	RPI 51-100	RPI 101-150	RPI 150+				
12- 19	0- 2	0- 3	OVERALL	0- 1	0- 3	12- 10				
8- 6	0- 0	0- 1	HOME	0- 0	0- 1	8- 4				
3- 11	0- 2	0- 2	AWAY	0- 1	0- 1	3- 5				
1- 2	0- 0	0- 0	NEUTRAL	0- 0	0- 1	1- 1				
4- 8	0- 2	0- 1	NON-CONFERENCE	0- 1	0- 1	4- 3				
3- 2	0- 0	0- 0	HOME	0- 0	0- 0	3- 2				
0- 5	0- 2	0- 1	AWAY	0- 1	0- 0	0- 1				
1- 1	0- 0	0- 0	NEUTRAL	0- 0	0- 1	1- 0				
8- 11	0- 0	0- 2	CONFERENCE	0- 0	0- 2	8- 7				
5- 4	0- 0	0- 1	HOME	0- 0	0- 1	5- 2				
3- 6	0- 0	0- 1	AWAY	0- 0	0- 1	3- 4				
0- 1	0- 0	0- 0	NEUTRAL	0- 0	0- 0	0- 1				

RPI 1-25				RPI 26-50				RPI 51-100				RPI 101+ Team's RPI: 272			
RPI	S	Opponent	Score	RPI	S	Opponent	Score	RPI	S	Opponent	Score	RPI	S	Opponent	Score
10	A	Syracuse	45 94	37	A	Buffalo	61 88	81	A	West Virginia	32 84	119	A	Marist	69 82
11	A	Iowa St.	35 95	39	A	Quinnipiac	42 62					119	H	Marist	58 87
				39	H	Quinnipiac	55 96					137	N	Yale	64 67
												171	H	Rider	64 79
												216	A	Monmouth	54 76
												216	H	Monmouth	81 88
												225	H	Howard	61 68
												236	A	Saint Joseph's	54 68
												246	H	Colgate	74 69
												252	H	Binghamton	79 72
												260	H	St. Bonaventure	48 76
												263	A	Manhattan	58 54
												263	H	Manhattan	61 51
												275	A	Siena	61 67
												282	A	Fairfield	54 55
												282	H	Fairfield	71 68
												282	N	Fairfield	69 74
												287	A	Canisius	51 52
												287	H	Canisius	74 52
												311	N	Morgan St.	67 57
												314	H	Coppin St.	71 69
												325	A	Iona	58 46
												325	H	Iona	72 53
												347	A	Saint Peter's	75 66
												347	H	Saint Peter's	81 57
LAST 12 Division I GAMES:															
				282	N	Fairfield	69 74					216	H	Monmouth	81 88
				311	N	Morgan St.	67 57					275	A	Siena	61 67
				137	N	Yale	64 67					287	H	Canisius	74 52
				119	A	Marist	69 82					282	A	Fairfield	54 55
				287	A	Canisius	51 52					39	A	Quinnipiac	42 62
				171	H	Rider	64 79					325	H	Iona	72 53

Non-Div I Games:

Niagara

■ Loss,
 ■ Non-Conf, S Site,
 ■ Home
 ■ Away
 N Neutral

Average RPI Win:	292	WON-LOST	WINNING	LAST 10	STRENGTH OF	OPP. STRENGTH	TEAM	ADJ.	CONF.	ADJ CONF.
Average RPI Loss:	117	RECORD	PCT. RANK	GAMES	SCHEDULE	OF SCHEDULE	RPI	RPI	RPI	RPI
DIV. I ONLY	18- 10	98	0- 1	320	258	157	157	25	25	
DIV. I NON-CONF.	4- 6	212	0- 1	195	96	164	164	23	23	
TOTALS	RPI 1-25	RPI 26-50	W-L RECORDS	RPI 51-100	RPI 101-150	RPI 150+				
18- 10	0- 1	0- 1	OVERALL	0- 3	0- 2	18- 3				
9- 1	0- 0	0- 0	HOME	0- 0	0- 0	9- 1				
8- 8	0- 1	0- 1	AWAY	0- 3	0- 1	8- 2				
1- 1	0- 0	0- 0	NEUTRAL	0- 0	0- 1	1- 0				
4- 6	0- 1	0- 1	NON-CONFERENCE	0- 1	0- 1	4- 2				
1- 0	0- 0	0- 0	HOME	0- 0	0- 0	1- 0				
2- 5	0- 1	0- 1	AWAY	0- 1	0- 0	2- 2				
1- 1	0- 0	0- 0	NEUTRAL	0- 0	0- 1	1- 0				
14- 4	0- 0	0- 0	CONFERENCE	0- 2	0- 1	14- 1				
8- 1	0- 0	0- 0	HOME	0- 0	0- 0	8- 1				
6- 3	0- 0	0- 0	AWAY	0- 2	0- 1	6- 0				
0- 0	0- 0	0- 0	NEUTRAL	0- 0	0- 0	0- 0				

RPI 1-25				RPI 26-50				RPI 51-100				RPI 101+ Team's RPI: 157			
RPI	S	Opponent	Score	RPI	S	Opponent	Score	RPI	S	Opponent	Score	RPI	S	Opponent	Score
2	A	Baylor	39 100	48	A	Auburn	59 80	53	A	Lamar University	65 78	128	N	Delaware	56 71
								63	A	SFA	62 70	145	A	Abilene Christian	66 76
								87	A	LSU	44 76	162	A	Texas St.	67 72
												167	A	Tulane	46 71
												172	H	Sam Houston St.	84 81
												228	N	Texas Southern	58 57
												267	A	UTEP	58 56
												274	H	A&M-Corpus Christi	85 55
												282	A	New Orleans	76 62
												282	H	New Orleans	66 58
												286	A	Central Ark.	64 60
												286	H	Central Ark.	68 52
												300	A	La.-Monroe	55 54
												308	H	Incarinate Word	86 62
												312	A	McNeese	78 55
												312	H	McNeese	68 69
												315	A	Northwestern St.	89 67
												315	H	Northwestern St.	97 86
												322	A	Southeastern La.	73 66
												322	H	Southeastern La.	72 55
												329	H	Mississippi Val.	72 47
												332	A	Houston Baptist	58 55
												332	H	Houston Baptist	77 54
LAST 12 Division I GAMES:															
				128	N	Delaware	56 71					286	H	Central Ark.	68 52
				162	A	Texas St.	67 72					172	H	Sam Houston St.	84 81
				322	H	Southeastern La.	72 55					332	A	Houston Baptist	58 55
				315	A	Northwestern St.	89 67					145	A	Abilene Christian	66 76
				282	H	New Orleans	66 58					282	A	New Orleans	76 62
				312	A	McNeese	78 55					322	A	Southeastern La.	73 66

Non-Div I Games: Southern-N.O. 86 49 William Carey 86 45

Nicholls St.

Loss, Non-Conf, S Site, H Home A Away N Neutral

Average RPI Win:	297	WON-LOST	WINNING	LAST 10	STRENGTH OF	OPP. STRENGTH	TEAM	ADJ.	CONF.	ADJ CONF.
Average RPI Loss:	205	RECORD	PCT. RANK	GAMES	SCHEDULE	OF SCHEDULE	RPI	RPI	RPI	RPI
DIV. I ONLY	13- 14	189	1- 0	341	325	276	276	32	32	
DIV. I NON-CONF.	3- 8	267	1- 0	270	177	295	295	32	32	
TOTALS	RPI 1-25	RPI 26-50	W-L RECORDS	RPI 51-100	RPI 101-150	RPI 150+				
13- 14	0- 0	0- 0	OVERALL	0- 2	0- 2	13- 10				
7- 5	0- 0	0- 0	HOME	0- 0	0- 0	7- 5				
5- 9	0- 0	0- 0	AWAY	0- 2	0- 2	5- 5				
1- 0	0- 0	0- 0	NEUTRAL	0- 0	0- 0	1- 0				
3- 8	0- 0	0- 0	NON-CONFERENCE	0- 2	0- 2	3- 4				
2- 2	0- 0	0- 0	HOME	0- 0	0- 0	2- 2				
0- 6	0- 0	0- 0	AWAY	0- 2	0- 2	0- 2				
1- 0	0- 0	0- 0	NEUTRAL	0- 0	0- 0	1- 0				
10- 6	0- 0	0- 0	CONFERENCE	0- 0	0- 0	10- 6				
5- 3	0- 0	0- 0	HOME	0- 0	0- 0	5- 3				
5- 3	0- 0	0- 0	AWAY	0- 0	0- 0	5- 3				
0- 0	0- 0	0- 0	NEUTRAL	0- 0	0- 0	0- 0				

RPI S	Opponent	Score	RPI S	Opponent	Score	RPI S	Opponent	Score	RPI S	Opponent	Score	Team's RPI: 276
						95	A High Point	51 83	126	A Lehigh	41 62	
						99	A Old Dominion	53 69	150	A Wake Forest	61 63	
									161	H William & Mary	44 55	
									187	N Liberty	66 53	
									197	H N.C. A&T	44 49	
									207	H UMES	43 59	
									212	H Campbell	49 57	
									220	A Bethune-Cookman	58 65	
									220	H Bethune-Cookman	57 50	
									225	A Howard	70 74	
									225	H Howard	74 59	
									237	A Ole Miss	42 60	
									255	H Navy	65 58	
									284	A La Salle	52 62	
									297	A South Carolina St.	57 50	
									311	A Morgan St.	64 49	
									314	A Coppin St.	68 63	
									314	H Coppin St.	51 54	
									335	H N.C. Central	62 48	
									338	H Longwood	74 42	
									340	A Delaware St.	56 59	
									340	H Delaware St.	63 50	
									345	A Savannah St.	78 42	
									346	A Florida A&M	69 45	
									346	H Florida A&M	60 58	
LAST 12 Division I GAMES:												
			187	N Liberty	66 53		335	H N.C. Central	62 48			
			225	H Howard	74 59		346	A Florida A&M	69 45			
			340	A Delaware St.	56 59		220	A Bethune-Cookman	58 65			
			314	H Coppin St.	51 54		225	A Howard	70 74			
			311	A Morgan St.	64 49		207	H UMES	43 59			
			197	H N.C. A&T	44 49		297	A South Carolina St.	57 50			

Non-Div I Games: Cheyney 93 40 Saint Augustine's 71 38

Norfolk St.

Average RPI Win:	276	WON-LOST	WINNING	LAST 10	STRENGTH OF	OPP. STRENGTH	TEAM	ADJ.	CONF.	ADJ CONF.
Average RPI Loss:	182	RECORD	PCT. RANK	GAMES	SCHEDULE	OF SCHEDULE	RPI	RPI	RPI	RPI
DIV. I ONLY	15- 8	94	0- 1	347	268	200	200	24	24	
DIV. I NON-CONF.	5- 1	37	0- 0	351	243	193	193	26	26	
TOTALS	RPI 1-25	RPI 26-50	W-L RECORDS	RPI 51-100	RPI 101-150	RPI 150+				
15- 8	0- 0	0- 0	OVERALL	0- 2	0- 0	15- 6				
7- 3	0- 0	0- 0	HOME	0- 1	0- 0	7- 2				
6- 5	0- 0	0- 0	AWAY	0- 1	0- 0	6- 4				
2- 0	0- 0	0- 0	NEUTRAL	0- 0	0- 0	2- 0				
5- 1	0- 0	0- 0	NON-CONFERENCE	0- 0	0- 0	5- 1				
1- 0	0- 0	0- 0	HOME	0- 0	0- 0	1- 0				
2- 1	0- 0	0- 0	AWAY	0- 0	0- 0	2- 1				
2- 0	0- 0	0- 0	NEUTRAL	0- 0	0- 0	2- 0				
10- 7	0- 0	0- 0	CONFERENCE	0- 2	0- 0	10- 5				
6- 3	0- 0	0- 0	HOME	0- 1	0- 0	6- 2				
4- 4	0- 0	0- 0	AWAY	0- 1	0- 0	4- 3				
0- 0	0- 0	0- 0	NEUTRAL	0- 0	0- 0	0- 0				

RPI 1-25			RPI 26-50			RPI 51-100				RPI 101+			Team's RPI: 200				
RPI	S	Opponent	Score	RPI	S	Opponent	Score	RPI	S	Opponent	Score	RPI	S	Opponent	Score		
								62	A	FGCU	51	76	187	A	Liberty	48	61
								62	H	FGCU	52	68	187	H	Liberty	57	61
													206	A	Vanderbilt	74	71
													209	A	Stetson	59	69
													209	H	Stetson	71	55
													217	A	Xavier	81	94
													233	A	North Florida	70	64
													233	H	North Florida	53	55
													233	H	North Florida	77	62
													234	A	Jacksonville	62	59
													234	H	Jacksonville	68	59
													241	N	Southeast Mo. St.	80	67
													268	H	Alabama St.	68	42
													298	A	Kennesaw St.	72	74
													298	H	Kennesaw St.	80	55
													324	A	NJIT	77	54
													324	H	NJIT	72	60
													329	A	Mississippi Val.	86	72
													331	A	Lipscomb	81	60
													331	H	Lipscomb	71	50
													342	N	Western Caro.	89	66
LAST 12 Division I GAMES:																	
233	H	North Florida	53	55	187	H	Liberty	57	61								
187	A	Liberty	48	61	233	H	North Florida	77	62								
331	H	Lipscomb	71	50	62	A	FGCU	51	76								
234	H	Jacksonville	68	59	331	A	Lipscomb	81	60								
209	A	Stetson	59	69	324	A	NJIT	77	54								
298	A	Kennesaw St.	72	74	298	H	Kennesaw St.	80	55								

Non-Div I Games: Stillman 99 43 Martin Methodist 79 48 Lane 98 57 Blue Mountain (MS) 70 42
North Ala.

Loss, Non-Conf, S Site, H Home A Away N Neutral

North Carolina

Through Games Of March 12, 2019

Average RPI Win:	103	WON-LOST	WINNING	LAST 10	STRENGTH OF	OPP. STRENGTH	TEAM	ADJ.	CONF.	ADJ CONF.
Average RPI Loss:	54	RECORD	PCT. RANK	GAMES	SCHEDULE	OF SCHEDULE	RPI	RPI	RPI	RPI
DIV. I ONLY	18- 14	137	1- 0	8	10	36	36	1	1	
DIV. I NON-CONF.	9- 5	104	0- 0	35	79	48	48	1	1	
TOTALS	RPI 1-25	RPI 26-50	W-L RECORDS	RPI 51-100	RPI 101-150	RPI 150+				
18- 14	2- 7	3- 1	OVERALL	6- 4	4- 1	3- 1				
10- 4	1- 2	0- 0	HOME	4- 2	3- 0	2- 0				
4- 7	1- 3	1- 0	AWAY	1- 2	0- 1	1- 1				
4- 3	0- 2	2- 1	NEUTRAL	1- 0	1- 0	0- 0				
9- 5	0- 1	2- 1	NON-CONFERENCE	2- 2	2- 0	3- 1				
5- 1	0- 0	0- 0	HOME	2- 1	1- 0	2- 0				
1- 2	0- 0	0- 0	AWAY	0- 1	0- 0	1- 1				
3- 2	0- 1	2- 1	NEUTRAL	0- 0	1- 0	0- 0				
9- 9	2- 6	1- 0	CONFERENCE	4- 2	2- 1	0- 0				
5- 3	1- 2	0- 0	HOME	2- 1	2- 0	0- 0				
3- 5	1- 3	1- 0	AWAY	1- 1	0- 1	0- 0				
1- 1	0- 1	0- 0	NEUTRAL	1- 0	0- 0	0- 0				

RPI 1-25				RPI 26-50				Team's RPI: 36	RPI 51-100				RPI 101+			
RPI	S	Opponent	Score	RPI	S	Opponent	Score		RPI	S	Opponent	Score	RPI	S	Opponent	Score
1	H	Notre Dame	78 73	33	N	UCLA	83 49		61	H	Maine	73 85	112	N	South Fla.	71 69
1	N	Notre Dame	77 95	35	N	Rice	71 50		66	H	Georgia Tech	91 90	113	H	UNCW	82 55
3	A	Louisville	66 73	48	N	Auburn	81 86		66	N	Georgia Tech	80 73	127	A	Pittsburgh	78 91
9	A	NC State	64 51	50	A	Clemson	70 64		73	A	Virginia Tech	81 69	132	H	Boston College	93 78
9	H	NC State	69 74						77	H	Kent St.	73 60	150	H	Wake Forest	84 61
10	A	Syracuse	77 90						79	A	Duke	44 62	175	A	Colorado	74 86
18	A	Miami (FL)	68 76						79	H	Duke	69 85	224	A	Elon	100 69
21	H	Florida St.	63 64						91	H	VCU	59 47	225	H	Howard	85 63
22	N	Kentucky	75 85						96	H	Virginia	70 53	307	H	UNC Greensboro	83 62
LAST 12 Division I GAMES:																
66	N	Georgia Tech	80 73	127	A	Pittsburgh	78 91									
1	N	Notre Dame	77 95	50	A	Clemson	70 64									
79	A	Duke	44 62	79	H	Duke	69 85									
9	H	NC State	69 74	9	A	NC State	64 51									
132	H	Boston College	93 78	66	H	Georgia Tech	91 90									
96	H	Virginia	70 53	1	H	Notre Dame	78 73									

Non-Div I Games:

North Carolina

■ Loss,
 ■ Non-Conf,
 ■ S Site,
 ■ H Home
 ■ A Away
 N Neutral

North Dakota

Through Games Of March 12, 2019

Average RPI Win:	272	WON-LOST	WINNING	LAST 10	STRENGTH OF	OPP. STRENGTH	TEAM	ADJ.	CONF.	ADJ CONF.
Average RPI Loss:	132	RECORD	PCT. RANK	GAMES	SCHEDULE	OF SCHEDULE	RPI	RPI	RPI	RPI
DIV. I ONLY	11- 19	242	1- 1	216	174	222	222	19	19	
DIV. I NON-CONF.	4- 8	241	0- 0	232	91	203	203	18	18	
TOTALS	RPI 1-25	RPI 26-50	W-L RECORDS	RPI 51-100	RPI 101-150	RPI 150+				
11- 19	0- 2	0- 5	OVERALL	0- 1	0- 2	11- 9				
3- 6	0- 0	0- 2	HOME	0- 0	0- 0	3- 4				
5- 12	0- 2	0- 2	AWAY	0- 1	0- 2	5- 5				
3- 1	0- 0	0- 1	NEUTRAL	0- 0	0- 0	3- 0				
4- 8	0- 2	0- 0	NON-CONFERENCE	0- 1	0- 2	4- 3				
0- 1	0- 0	0- 0	HOME	0- 0	0- 0	0- 1				
2- 7	0- 2	0- 0	AWAY	0- 1	0- 2	2- 2				
2- 0	0- 0	0- 0	NEUTRAL	0- 0	0- 0	2- 0				
7- 11	0- 0	0- 5	CONFERENCE	0- 0	0- 0	7- 6				
3- 5	0- 0	0- 2	HOME	0- 0	0- 0	3- 3				
3- 5	0- 0	0- 2	AWAY	0- 0	0- 0	3- 3				
1- 1	0- 0	0- 1	NEUTRAL	0- 0	0- 0	1- 0				

RPI 1-25				RPI 26-50				RPI 51-100				RPI 101+ Team's RPI: 222			
RPI	S	Opponent	Score	RPI	S	Opponent	Score	RPI	S	Opponent	Score	RPI	S	Opponent	Score
10	A	Syracuse	49 85	26	A	South Dakota St.	58 81	89	A	UNI	60 64	140	A	Illinois St.	55 67
11	A	Iowa St.	35 87	26	H	South Dakota St.	48 66					146	A	Penn St.	68 75
				38	A	South Dakota	54 87					158	A	Oral Roberts	75 67
				38	H	South Dakota	50 80					158	H	Oral Roberts	58 80
				38	N	South Dakota	61 84					165	A	Denver	66 87
												165	H	Denver	91 92
												165	N	Denver	80 67
												198	H	Milwaukee	46 64
												205	A	Massachusetts	59 52
												209	A	Stetson	63 74
												240	A	Western Ill.	90 111
												240	H	Western Ill.	80 92
												250	N	San Francisco	100 97
												257	A	Rhode Island	63 77
												262	N	Western Mich.	62 50
												310	A	Valparaiso	62 56
												323	A	North Dakota St.	57 69
												323	H	North Dakota St.	70 58
												326	A	Omaha	69 68
												326	H	Omaha	68 57
												334	A	Purdue Fort Wayne	74 58
												334	H	Purdue Fort Wayne	79 60
LAST 12 Division I GAMES:															
				165	N	Denver	80 67	26	A	South Dakota St.	58 81				
				38	N	South Dakota	61 84	323	H	North Dakota St.	70 58				
				38	A	South Dakota	54 87	326	A	Omaha	69 68				
				334	A	Purdue Fort Wayne	74 58	240	A	Western Ill.	90 111				
				165	H	Denver	91 92	38	H	South Dakota	50 80				
				158	H	Oral Roberts	58 80	323	A	North Dakota St.	57 69				

Non-Div I Games: Mayville St. 84 50

North Dakota

Loss, Non-Conf, S Site, H Home A Away N Neutral

Average RPI Win:	291	WON-LOST	WINNING	LAST 10	STRENGTH OF	OPP. STRENGTH	TEAM	ADJ.	CONF.	ADJ CONF.
Average RPI Loss:	160	RECORD	PCT. RANK	GAMES	SCHEDULE	OF SCHEDULE	RPI	RPI	RPI	RPI
DIV. I ONLY	6- 22	311	0- 1	258	210	323	323	19	19	
DIV. I NON-CONF.	2- 9	297	0- 0	301	214	333	333	18	18	
TOTALS	RPI 1-25	RPI 26-50	W-L RECORDS	RPI 51-100	RPI 101-150	RPI 150+				
6- 22	0- 0	0- 5	OVERALL	0- 2	0- 1	6- 14				
5- 7	0- 0	0- 2	HOME	0- 1	0- 0	5- 4				
1- 12	0- 0	0- 2	AWAY	0- 1	0- 1	1- 8				
0- 3	0- 0	0- 1	NEUTRAL	0- 0	0- 0	0- 2				
2- 9	0- 0	0- 0	NON-CONFERENCE	0- 2	0- 1	2- 6				
1- 3	0- 0	0- 0	HOME	0- 1	0- 0	1- 2				
1- 4	0- 0	0- 0	AWAY	0- 1	0- 1	1- 2				
0- 2	0- 0	0- 0	NEUTRAL	0- 0	0- 0	0- 2				
4- 13	0- 0	0- 5	CONFERENCE	0- 0	0- 0	4- 8				
4- 4	0- 0	0- 2	HOME	0- 0	0- 0	4- 2				
0- 8	0- 0	0- 2	AWAY	0- 0	0- 0	0- 6				
0- 1	0- 0	0- 1	NEUTRAL	0- 0	0- 0	0- 0				

RPI S	Opponent	Score	RPI S	Opponent	Score	RPI S	Opponent	Score	RPI S	Opponent	Score	Team's RPI: 323
26	A South Dakota St.	33 86	26	H South Dakota St.	48 88	93	H Creighton	51 86	124	A Northern Ill.	63 81	
38	A South Dakota	57 76	38	H South Dakota	41 67	98	A Pacific	68 75	158	A Oral Roberts	72 101	
38	N South Dakota	51 74							158	H Oral Roberts	54 65	
									165	A Denver	54 81	
									165	H Denver	67 87	
									184	A Wisconsin	53 64	
									188	N North Texas	78 92	
									198	H Milwaukee	55 57	
									209	A Stetson	59 60	
									222	A North Dakota	58 70	
									222	H North Dakota	69 57	
									240	A Western Ill.	70 82	
									240	H Western Ill.	68 60	
									243	H UMKC	59 69	
									250	N San Francisco	42 75	
									310	A Valparaiso	51 48	
									316	H New Hampshire	56 51	
									326	A Omaha	61 78	
									326	H Omaha	55 48	
									334	A Purdue Fort Wayne	46 66	
									334	H Purdue Fort Wayne	70 54	
LAST 12 Division I GAMES:												
38	N South Dakota	51 74	165	H Denver	67 87							
334	A Purdue Fort Wayne	46 66	222	A North Dakota	58 70							
38	A South Dakota	57 76	240	A Western Ill.	70 82							
326	H Omaha	55 48	158	A Oral Roberts	72 101							
26	H South Dakota St.	48 88	26	A South Dakota St.	33 86							
158	H Oral Roberts	54 65	222	H North Dakota	69 57							

Non-Div I Games: Mayville St. 49 43

North Dakota St.

Loss, Non-Conf, S Site, H Home A Away N Neutral

North Florida

Through Games Of March 12, 2019

Average RPI Win:	282	WON-LOST	WINNING	LAST 10	STRENGTH OF	OPP. STRENGTH	TEAM	ADJ.	CONF.	ADJ CONF.
Average RPI Loss:	176	RECORD	PCT. RANK	GAMES	SCHEDULE	OF SCHEDULE	RPI	RPI	RPI	RPI
DIV. I ONLY	13- 13	170	1- 0	306	285	233	233	24	24	
DIV. I NON-CONF.	3- 6	241	0- 0	323	253	326	326	26	26	
TOTALS	RPI 1-25	RPI 26-50	W-L RECORDS	RPI 51-100	RPI 101-150	RPI 150+				
13- 13	0- 1	0- 1	OVERALL	0- 2	0- 0	13- 9				
8- 4	0- 0	0- 0	HOME	0- 1	0- 0	8- 3				
5- 9	0- 1	0- 1	AWAY	0- 1	0- 0	5- 6				
0- 0	0- 0	0- 0	NEUTRAL	0- 0	0- 0	0- 0				
3- 6	0- 1	0- 1	NON-CONFERENCE	0- 0	0- 0	3- 4				
3- 1	0- 0	0- 0	HOME	0- 0	0- 0	3- 1				
0- 5	0- 1	0- 1	AWAY	0- 0	0- 0	0- 3				
0- 0	0- 0	0- 0	NEUTRAL	0- 0	0- 0	0- 0				
10- 7	0- 0	0- 0	CONFERENCE	0- 2	0- 0	10- 5				
5- 3	0- 0	0- 0	HOME	0- 1	0- 0	5- 2				
5- 4	0- 0	0- 0	AWAY	0- 1	0- 0	5- 3				
0- 0	0- 0	0- 0	NEUTRAL	0- 0	0- 0	0- 0				

RPI S	Opponent	Score	RPI S	Opponent	Score	RPI S	Opponent	Score	RPI S	Opponent	Score	Team's RPI: 233
21	A Florida St.	53 74	46	A Indiana	52 75	62	A FGCU	48 80	187	A Liberty	53 69	
						62	H FGCU	66 105	187	H Liberty	66 54	
									200	A North Ala.	62 77	
									200	A North Ala.	55 53	
									200	H North Ala.	64 70	
									209	A Stetson	75 62	
									209	H Stetson	71 57	
									220	A Bethune-Cookman	60 76	
									234	A Jacksonville	63 75	
									234	H Jacksonville	72 80	
									237	A Ole Miss	69 82	
									279	A Colorado St.	59 61	
									292	H Charleston So.	82 76	
									298	A Kennesaw St.	71 60	
									298	H Kennesaw St.	74 66	
									301	H Alabama A&M	62 63	
									321	H FIU	62 53	
									324	A NJIT	78 59	
									324	H NJIT	54 46	
									331	A Lipscomb	68 53	
									331	H Lipscomb	72 66	
									346	H Florida A&M	64 53	
LAST 12 Division I GAMES:												
200	A North Ala.	55 53	298	H Kennesaw St.	74 66							
324	H NJIT	54 46	200	A North Ala.	62 77							
209	A Stetson	75 62	331	H Lipscomb	72 66							
187	H Liberty	66 54	298	A Kennesaw St.	71 60							
234	A Jacksonville	63 75	62	A FGCU	48 80							
324	A NJIT	78 59	234	H Jacksonville	72 80							

Non-Div I Games: Warner 67 36 Trinity Baptist 99 40

North Florida

Loss, Non-Conf, S Site, H Home A Away N Neutral

North Texas

Through Games Of March 12, 2019

Average RPI Win: 223	WON-LOST	WINNING	LAST 10	STRENGTH OF	OPP. STRENGTH	TEAM	ADJ.	CONF.	ADJ CONF.
Average RPI Loss: 125	RECORD	PCT. RANK	GAMES	SCHEDULE	OF SCHEDULE	RPI	RPI	RPI	RPI
DIV. I ONLY	11- 14	210	0- 1	135	136	188	188	14	14
DIV. I NON-CONF.	4- 5	190	0- 0	170	155	218	218	17	17
TOTALS	RPI 1-25	RPI 26-50	W-L RECORDS	RPI 51-100	RPI 101-150	RPI 150+			
11- 14	0- 0	0- 4	OVERALL	1- 3	2- 2	8- 5			
7- 6	0- 0	0- 2	HOME	1- 1	1- 1	5- 2			
3- 7	0- 0	0- 2	AWAY	0- 1	1- 1	2- 3			
1- 1	0- 0	0- 0	NEUTRAL	0- 1	0- 0	1- 0			
4- 5	0- 0	0- 2	NON-CONFERENCE	1- 1	0- 0	3- 2			
3- 2	0- 0	0- 1	HOME	1- 0	0- 0	2- 1			
0- 2	0- 0	0- 1	AWAY	0- 0	0- 0	0- 1			
1- 1	0- 0	0- 0	NEUTRAL	0- 1	0- 0	1- 0			
7- 9	0- 0	0- 2	CONFERENCE	0- 2	2- 2	5- 3			
4- 4	0- 0	0- 1	HOME	0- 1	1- 1	3- 1			
3- 5	0- 0	0- 1	AWAY	0- 1	1- 1	2- 2			
0- 0	0- 0	0- 0	NEUTRAL	0- 0	0- 0	0- 0			

RPI S	Opponent	Score	RPI S	Opponent	Score	RPI S	Opponent	Score	RPI S	Opponent	Score	Team's RPI: 188
30	H Texas	54 64	56	N Wyoming	49 53	102	A UAB	60 70				
32	A Kansas St.	42 60	68	A Middle Tenn.	46 61	104	A Western Ky.	76 67				
35	A Rice	52 64	71	H Missouri St.	83 76	104	H Western Ky.	66 71				
35	H Rice	47 59	99	H Old Dominion	71 72	106	H Charlotte	68 63				
						167	A Louisiana Tech	65 54				
						179	H Utah St.	41 57				
						183	A Southern Miss.	62 48				
						203	A Marshall	55 67				
						232	A SMU	66 73				
						267	A UTEP	51 59				
						267	H UTEP	70 51				
						277	H CSU Bakersfield	71 59				
						302	H UTSA	54 57				
						306	H Fla. Atlantic	82 62				
						321	H FIU	75 50				
						323	N North Dakota St.	92 78				
						332	H Houston Baptist	100 75				
LAST 12 Division I GAMES:												
267	A UTEP	51 59	203	A Marshall	55 67							
104	H Western Ky.	66 71	106	H Charlotte	68 63							
35	H Rice	47 59	99	H Old Dominion	71 72							
321	H FIU	75 50	68	A Middle Tenn.	46 61							
306	H Fla. Atlantic	82 62	102	A UAB	60 70							
104	A Western Ky.	76 67	35	A Rice	52 64							

Non-Div I Games: Mid-Amer. Christian82 35 Xavier (LA) 59 46 Okla. Panhandle 93 52

North Texas

Loss, Non-Conf, S Site, H Home A Away N Neutral

Northeastern

Through Games Of March 12, 2019

Average RPI Win:	189	WON-LOST	WINNING	LAST 10	STRENGTH OF	OPP. STRENGTH	TEAM	ADJ.	CONF.	ADJ CONF.
Average RPI Loss:	117	RECORD	PCT. RANK	GAMES	SCHEDULE	OF SCHEDULE	RPI	RPI	RPI	RPI
DIV. I ONLY	19- 10	89	1- 0	139	121	101	101	10	10	
DIV. I NON-CONF.	10- 1	17	0- 0	164	206	27	27	10	10	
TOTALS	RPI 1-25	RPI 26-50	W-L RECORDS	RPI 51-100	RPI 101-150	RPI 150+				
19- 10	0- 0	0- 2	OVERALL	2- 2	5- 4	12- 2				
12- 3	0- 0	0- 1	HOME	2- 1	3- 0	7- 1				
7- 7	0- 0	0- 1	AWAY	0- 1	2- 4	5- 1				
0- 0	0- 0	0- 0	NEUTRAL	0- 0	0- 0	0- 0				
10- 1	0- 0	0- 0	NON-CONFERENCE	2- 0	2- 1	6- 0				
6- 0	0- 0	0- 0	HOME	2- 0	0- 0	4- 0				
4- 1	0- 0	0- 0	AWAY	0- 0	2- 1	2- 0				
0- 0	0- 0	0- 0	NEUTRAL	0- 0	0- 0	0- 0				
9- 9	0- 0	0- 2	CONFERENCE	0- 2	3- 3	6- 2				
6- 3	0- 0	0- 1	HOME	0- 1	3- 0	3- 1				
3- 6	0- 0	0- 1	AWAY	0- 1	0- 3	3- 1				
0- 0	0- 0	0- 0	NEUTRAL	0- 0	0- 0	0- 0				

RPI 1-25				RPI 26-50				RPI 51-100				RPI 101+				Team's RPI: 101	
RPI	S	Opponent	Score	RPI	S	Opponent	Score	RPI	S	Opponent	Score	RPI	S	Opponent	Score		
				28	A	James Madison	49 84	61	H	Maine	63 55	113	A	UNCW	70 83		
				28	H	James Madison	51 58	64	A	Drexel	45 76	113	H	UNCW	83 54		
								64	H	Drexel	59 61	117	A	Dayton	84 79		
								86	H	Fordham	58 54	119	A	Marist	84 90		
												120	A	Providence	65 59		
												125	A	Towson	83 88		
												125	H	Towson	77 68		
												128	A	Delaware	63 77		
												128	H	Delaware	75 62		
												161	A	William & Mary	75 71		
												161	H	William & Mary	88 74		
												174	H	Boston U.	81 51		
												205	H	Massachusetts	53 52		
												214	A	Florida	79 66		
												224	A	Elon	83 57		
												224	H	Elon	79 71		
												248	A	Hofstra	61 78		
												248	H	Hofstra	62 63		
												282	A	Fairfield	59 50		
												295	A	Col. of Charleston	87 56		
												295	H	Col. of Charleston	81 69		
												296	H	Air Force	54 41		
												316	H	New Hampshire	69 54		
LAST 12 Division I GAMES:																	
				224	A	Elon	83 57	128	A	Delaware	63 77						
				161	A	William & Mary	75 71	125	H	Towson	77 68						
				295	H	Col. of Charleston	81 69	28	H	James Madison	51 58						
				113	H	UNCW	83 54	113	A	UNCW	70 83						
				248	H	Hofstra	62 63	295	A	Col. of Charleston	87 56						
				64	A	Drexel	45 76	248	A	Hofstra	61 78						

Non-Div I Games:

Northeastern

■ Loss,
 ■ Non-Conf,
 ■ S Site,
 ■ H Home
 ■ A Away
 N Neutral

Average RPI Win:	212	WON-LOST	WINNING	LAST 10	STRENGTH OF	OPP. STRENGTH	TEAM	ADJ.	CONF.	ADJ CONF.
Average RPI Loss:	153	RECORD	PCT. RANK	GAMES	SCHEDULE	OF SCHEDULE	RPI	RPI	RPI	RPI
DIV. I ONLY	13- 18	218	1- 1	234	146	221	221	16	16	
DIV. I NON-CONF.	4- 5	190	0- 0	253	85	200	200	13	13	
TOTALS	RPI 1-25	RPI 26-50	W-L RECORDS	RPI 51-100	RPI 101-150	RPI 150+				
13- 18	0- 0	0- 0	OVERALL	0- 5	5- 6	8- 7				
7- 6	0- 0	0- 0	HOME	0- 2	3- 2	4- 2				
5- 10	0- 0	0- 0	AWAY	0- 2	2- 4	3- 4				
1- 2	0- 0	0- 0	NEUTRAL	0- 1	0- 0	1- 1				
4- 5	0- 0	0- 0	NON-CONFERENCE	0- 2	2- 1	2- 2				
2- 1	0- 0	0- 0	HOME	0- 1	1- 0	1- 0				
2- 3	0- 0	0- 0	AWAY	0- 1	1- 1	1- 1				
0- 1	0- 0	0- 0	NEUTRAL	0- 0	0- 0	0- 1				
9- 13	0- 0	0- 0	CONFERENCE	0- 3	3- 5	6- 5				
5- 5	0- 0	0- 0	HOME	0- 1	2- 2	3- 2				
3- 7	0- 0	0- 0	AWAY	0- 1	1- 3	2- 3				
1- 1	0- 0	0- 0	NEUTRAL	0- 1	0- 0	1- 0				

RPI S	Opponent	Score	RPI S	Opponent	Score	RPI S	Opponent	Score	RPI S	Opponent	Score	Team's RPI: 221
						54	H New Mexico	55 84	105	A Loyola Marymount	63 62	
						80	A Idaho	72 90	108	A Idaho St.	81 77	
						80	H Idaho	69 86	108	H Idaho St.	69 80	
						80	N Idaho	73 90	118	H Fresno St.	86 73	
						82	A Arizona	47 71	121	A Northern Colo.	53 63	
									121	H Northern Colo.	79 68	
									123	A Portland St.	55 72	
									123	H Portland St.	59 74	
									134	A Washington	59 81	
									147	A Montana St.	70 80	
									147	H Montana St.	76 72	
									185	A Montana	62 78	
									185	H Montana	82 65	
									195	A Eastern Wash.	76 81	
									195	H Eastern Wash.	62 64	
									218	H California Baptist	91 88	
									232	N SMU	48 55	
									264	A Sacramento St.	61 65	
									264	H Sacramento St.	71 69	
									264	N Sacramento St.	74 69	
									269	A Southern Utah	78 69	
									269	H Southern Utah	76 82	
									279	A Colorado St.	54 65	
									313	A Weber St.	75 64	
									313	H Weber St.	74 64	
									337	A Seattle U	65 58	
LAST 12 Division I GAMES:												
			264	N Sacramento St.	74 69	195	A Eastern Wash.	76 81				
			80	N Idaho	73 90	80	A Idaho	72 90				
			232	N SMU	48 55	264	H Sacramento St.	71 69				
			121	H Northern Colo.	79 68	123	H Portland St.	59 74				
			185	H Montana	82 65	313	A Weber St.	75 64				
			147	H Montana St.	76 72	108	A Idaho St.	81 77				

Non-Div I Games:

Northern Ariz.

■ Loss,
 ■ Non-Conf, S Site,
 ■ Home
 ■ Away
 N Neutral

Northern Colo.

Through Games Of March 12, 2019

Average RPI Win: 199	WON-LOST	WINNING	LAST 10	STRENGTH OF	OPP. STRENGTH	TEAM	ADJ.	CONF.	ADJ CONF.
Average RPI Loss: 176	RECORD	PCT. RANK	GAMES	SCHEDULE	OF SCHEDULE	RPI	RPI	RPI	RPI
DIV. I ONLY	21- 9	59	1- 0	268	125	121	121	16	16
DIV. I NON-CONF.	5- 4	139	0- 0	296	48	161	161	13	13
TOTALS	RPI 1-25	RPI 26-50	W-L RECORDS	RPI 51-100	RPI 101-150	RPI 150+			
21- 9	0- 1	0- 0	OVERALL	2- 1	4- 2	15- 5			
10- 3	0- 0	0- 0	HOME	1- 0	2- 1	7- 2			
10- 6	0- 1	0- 0	AWAY	1- 1	2- 1	7- 3			
1- 0	0- 0	0- 0	NEUTRAL	0- 0	0- 0	1- 0			
5- 4	0- 1	0- 0	NON-CONFERENCE	0- 1	0- 0	5- 2			
3- 0	0- 0	0- 0	HOME	0- 0	0- 0	3- 0			
2- 4	0- 1	0- 0	AWAY	0- 1	0- 0	2- 2			
0- 0	0- 0	0- 0	NEUTRAL	0- 0	0- 0	0- 0			
16- 5	0- 0	0- 0	CONFERENCE	2- 0	4- 2	10- 3			
7- 3	0- 0	0- 0	HOME	1- 0	2- 1	4- 2			
8- 2	0- 0	0- 0	AWAY	1- 0	2- 1	5- 1			
1- 0	0- 0	0- 0	NEUTRAL	0- 0	0- 0	1- 0			

RPI 1-25				RPI 26-50				RPI 51-100				RPI 101+ Team's RPI: 121			
RPI	S	Opponent	Score	RPI	S	Opponent	Score	RPI	S	Opponent	Score	RPI	S	Opponent	Score
25	A	BYU	50 70					80	A	Idaho	86 72	108	A	Idaho St.	61 59
								80	H	Idaho	77 72	108	H	Idaho St.	60 56
								87	A	LSU	57 62	123	A	Portland St.	66 85
												123	H	Portland St.	79 63
												147	A	Montana St.	84 73
												147	H	Montana St.	66 79
												165	H	Denver	74 66
												169	H	Chattanooga	68 65
												175	A	Colorado	69 77
												185	A	Montana	73 62
												185	H	Montana	79 61
												195	A	Eastern Wash.	67 62
												195	H	Eastern Wash.	72 76
												221	A	Northern Ariz.	68 79
												221	H	Northern Ariz.	63 53
												232	H	SMU	58 57
												250	A	San Francisco	68 63
												264	A	Sacramento St.	71 61
												264	H	Sacramento St.	82 69
												269	A	Southern Utah	71 44
												269	H	Southern Utah	88 71
												269	N	Southern Utah	82 50
												279	A	Colorado St.	53 47
												296	A	Air Force	57 69
												313	A	Weber St.	75 61
												313	H	Weber St.	54 55
LAST 12 Division I GAMES:															
269	N	Southern Utah	82 50	80	H	Idaho	77 72	269	N	Southern Utah	82 50	279	A	Colorado St.	53 47
221	A	Northern Ariz.	68 79	195	H	Eastern Wash.	72 76	264	A	Sacramento St.	71 61	296	A	Air Force	57 69
269	H	Southern Utah	88 71	264	A	Sacramento St.	71 61	123	A	Portland St.	66 85	313	A	Weber St.	75 61
313	A	Weber St.	75 61	147	A	Montana St.	84 73	147	A	Montana St.	84 73	313	H	Weber St.	54 55
108	A	Idaho St.	61 59	221	H	Northern Ariz.	63 53	221	H	Northern Ariz.	63 53				
185	H	Montana	79 61												

Non-Div I Games:

Northern Colo.

■ Loss,
 ■ Non-Conf, S Site,
 ■ Home
 ■ Away
 N Neutral

NORFOLK III				THROUGH GAMES OF MARCH 11, 1913						
Average RPI Win:	213	WON-LOST	WINNING	LAST 10	STRENGTH OF	OPP. STRENGTH	TEAM	ADJ.	CONF.	ADJ CONF.
Average RPI Loss:	78	RECORD	PCT. RANK	GAMES	SCHEDULE	OF SCHEDULE	RPI	RPI	RPI	RPI
DIV. I ONLY	19- 12	109	1- 0	172	96	124	124	8	8	
DIV. I NON-CONF.	8- 4	91	0- 0	286	133	147	147	9	9	
TOTALS	RPI 1-25	RPI 26-50	W-L RECORDS	RPI 51-100	RPI 101-150	RPI 150+				
19- 12	0- 1	1- 6	OVERALL	2- 2	1- 1	15- 2				
13- 3	0- 0	1- 2	HOME	2- 0	1- 0	9- 1				
4- 9	0- 1	0- 4	AWAY	0- 2	0- 1	4- 1				
2- 0	0- 0	0- 0	NEUTRAL	0- 0	0- 0	2- 0				
8- 4	0- 1	0- 1	NON-CONFERENCE	1- 0	1- 1	6- 1				
6- 0	0- 0	0- 0	HOME	1- 0	1- 0	4- 0				
0- 4	0- 1	0- 1	AWAY	0- 0	0- 1	0- 1				
2- 0	0- 0	0- 0	NEUTRAL	0- 0	0- 0	2- 0				
11- 8	0- 0	1- 5	CONFERENCE	1- 2	0- 0	9- 1				
7- 3	0- 0	1- 2	HOME	1- 0	0- 0	5- 1				
4- 5	0- 0	0- 3	AWAY	0- 2	0- 0	4- 0				
0- 0	0- 0	0- 0	NEUTRAL	0- 0	0- 0	0- 0				

RPI 1-25				RPI 26-50				RPI 51-100				RPI 101+				Team's RPI: 124	
RPI	S	Opponent	Score	RPI	S	Opponent	Score	RPI	S	Opponent	Score	RPI	S	Opponent	Score		
11	A	Iowa St.	60 70	27	A	Central Mich.	52 76	75	A	Toledo	53 64	137	H	Yale	89 80		
				27	H	Central Mich.	66 89	75	H	Toledo	54 52	149	A	Southern Ill.	73 82		
				34	H	Ohio	53 69	77	A	Kent St.	78 87	163	H	Akron	70 59		
				37	A	Buffalo	64 93	89	H	UNI	70 59	185	A	Montana	70 86		
				46	A	Indiana	73 91					194	A	Eastern Mich.	68 65		
				47	A	Miami (OH)	45 70					194	H	Eastern Mich.	70 60		
				47	H	Miami (OH)	82 71					211	A	Bowling Green	66 52		
												211	H	Bowling Green	88 47		
												215	A	Ball St.	93 83		
												215	H	Ball St.	64 67		
												240	N	Western Ill.	86 61		
												245	N	Nevada	98 69		
												262	A	Western Mich.	74 71		
												262	H	Western Mich.	70 69		
												262	H	Western Mich.	77 64		
												281	H	Brown	109 102		
												294	H	Eastern Ill.	78 59		
												323	H	North Dakota St.	81 63		
												349	H	Chicago St.	114 52		
LAST 12 Division I GAMES:																	
				262	H	Western Mich.	70 69	75	A	Toledo	53 64						
				245	N	Nevada	98 69	194	H	Eastern Mich.	70 60						
				89	H	UNI	70 59	27	A	Central Mich.	52 76						
				11	A	Iowa St.	60 70	75	H	Toledo	54 52						
				262	A	Western Mich.	74 71	47	A	Miami (OH)	45 70						
				215	H	Ball St.	64 67	215	A	Ball St.	93 83						

Non-Div I Games:

Northern Ill.

■ Loss, ■ Non-Conf, S Site, H Home A Away N Neutral

Northern Ky.

Through Games Of March 12, 2019

Average RPI Win: 270	WON-LOST	WINNING	LAST 10	STRENGTH OF	OPP. STRENGTH	TEAM	ADJ.	CONF.	ADJ CONF.
Average RPI Loss: 128	RECORD	PCT. RANK	GAMES	SCHEDULE	OF SCHEDULE	RPI	RPI	RPI	RPI
DIV. I ONLY	10- 18	250	0- 1	182	208	244	244	21	21
DIV. I NON-CONF.	0- 9	336	0- 0	62	112	291	291	19	19
TOTALS	RPI 1-25	RPI 26-50	W-L RECORDS	RPI 51-100	RPI 101-150	RPI 150+			
10- 18	0- 1	0- 1	OVERALL	0- 6	2- 5	8- 5			
7- 4	0- 0	0- 1	HOME	0- 2	2- 1	5- 0			
3- 11	0- 1	0- 0	AWAY	0- 3	0- 4	3- 3			
0- 3	0- 0	0- 0	NEUTRAL	0- 1	0- 0	0- 2			
0- 9	0- 1	0- 1	NON-CONFERENCE	0- 2	0- 2	0- 3			
0- 2	0- 0	0- 1	HOME	0- 0	0- 1	0- 0			
0- 4	0- 1	0- 0	AWAY	0- 1	0- 1	0- 1			
0- 3	0- 0	0- 0	NEUTRAL	0- 1	0- 0	0- 2			
10- 9	0- 0	0- 0	CONFERENCE	0- 4	2- 3	8- 2			
7- 2	0- 0	0- 0	HOME	0- 2	2- 0	5- 0			
3- 7	0- 0	0- 0	AWAY	0- 2	0- 3	3- 2			
0- 0	0- 0	0- 0	NEUTRAL	0- 0	0- 0	0- 0			

RPI 1-25				RPI 26-50				RPI 51-100				RPI 101+ Team's RPI: 244			
RPI	S	Opponent	Score	RPI	S	Opponent	Score	RPI	S	Opponent	Score	RPI	S	Opponent	Score
3	A	Louisville	59 92	44	H	Belmont	53 71	59	A	Wright St.	56 78	120	A	Providence	43 48
								59	H	Wright St.	55 61	122	A	Youngstown St.	66 77
								67	A	Green Bay	42 70	122	H	Youngstown St.	65 62
								67	H	Green Bay	61 81	131	A	IUPUI	48 70
								77	A	Kent St.	61 62	131	A	IUPUI	44 60
								97	N	Pepperdine	46 51	131	H	IUPUI	60 57
												140	H	Illinois St.	53 58
												163	N	Akron	60 77
												198	A	Milwaukee	38 59
												198	H	Milwaukee	55 54
												258	A	Austin Peay	48 52
												280	A	Cleveland St.	47 76
												280	H	Cleveland St.	74 55
												284	N	La Salle	56 74
												309	A	Oakland	74 63
												309	H	Oakland	72 50
												336	A	Detroit Mercy	81 63
												336	H	Detroit Mercy	68 56
												339	A	UIC	67 49
												339	H	UIC	78 44
LAST 12 Division I GAMES:															
131	A	IUPUI	44 60	198	A	Milwaukee	38 59								
336	A	Detroit Mercy	81 63	67	A	Green Bay	42 70								
309	A	Oakland	74 63	339	H	UIC	78 44								
280	H	Cleveland St.	74 55	131	H	IUPUI	60 57								
122	H	Youngstown St.	65 62	309	H	Oakland	72 50								
59	A	Wright St.	56 78	336	H	Detroit Mercy	68 56								

Non-Div I Games: Alderson Broadus 73 32

Northern Ky.

■ Loss,
 ■ Non-Conf,
 ■ S Site,
 ■ Home
 ■ A Away
 N Neutral

Northwestern

Through Games Of March 12, 2019

Average RPI Win:	158	WON-LOST	WINNING	LAST 10	STRENGTH OF	OPP. STRENGTH	TEAM	ADJ.	CONF.	ADJ CONF.
Average RPI Loss:	67	RECORD	PCT. RANK	GAMES	SCHEDULE	OF SCHEDULE	RPI	RPI	RPI	RPI
DIV. I ONLY	16- 14	154	0- 1	86	46	115	115	4	4	
DIV. I NON-CONF.	7- 4	108	0- 0	231	41	156	156	6	6	
TOTALS	RPI 1-25	RPI 26-50	W-L RECORDS	RPI 51-100	RPI 101-150	RPI 150+				
16- 14	0- 4	3- 3	OVERALL	4- 3	2- 3	7- 1				
10- 5	0- 1	2- 0	HOME	2- 2	2- 2	4- 0				
5- 7	0- 3	1- 2	AWAY	2- 1	0- 1	2- 0				
1- 2	0- 0	0- 1	NEUTRAL	0- 0	0- 0	1- 1				
7- 4	0- 2	0- 0	NON-CONFERENCE	2- 0	1- 1	4- 1				
4- 2	0- 1	0- 0	HOME	1- 0	1- 1	2- 0				
2- 1	0- 1	0- 0	AWAY	1- 0	0- 0	1- 0				
1- 1	0- 0	0- 0	NEUTRAL	0- 0	0- 0	1- 1				
9- 10	0- 2	3- 3	CONFERENCE	2- 3	1- 2	3- 0				
6- 3	0- 0	2- 0	HOME	1- 2	1- 1	2- 0				
3- 6	0- 2	1- 2	AWAY	1- 1	0- 1	1- 0				
0- 1	0- 0	0- 1	NEUTRAL	0- 0	0- 0	0- 0				

RPI	S	Opponent	Score	RPI	S	Opponent	Score	RPI	S	Opponent	Score	RPI	S	Opponent	Score	Team's RPI: 115
7	A	Iowa	50 74	29	A	Rutgers	41 45	67	A	Green Bay	57 55	107	A	Minnesota	64 73	
12	H	Marquette	57 76	41	H	Michigan St.	70 62	79	H	Duke	84 58	107	H	Minnesota	54 61	
14	A	Maryland	57 72	41	N	Michigan St.	52 68	90	A	Purdue	58 61	110	H	UT Martin	90 64	
20	A	DePaul	60 76	45	A	Michigan	78 79	90	H	Purdue	54 57	127	H	Pittsburgh	49 52	
				46	A	Indiana	75 69	94	A	Nebraska	58 54	146	H	Penn St.	78 63	
				46	H	Indiana	69 49	94	H	Nebraska	64 71	154	N	Kansas	57 66	
								100	H	Ohio St.	76 59	184	H	Wisconsin	72 46	
												214	A	Florida	83 74	
												226	A	Illinois	64 56	
												226	H	Illinois	68 45	
												256	N	Wichita St.	65 43	
												339	H	UIC	87 44	
												349	H	Chicago St.	97 35	
LAST 12 Division I GAMES:																
		41 N Michigan St.	52 68			146 H Penn St.	78 63									
		154 N Kansas	57 66			107 A Minnesota	64 73									
		7 A Iowa	50 74			14 A Maryland	57 72									
		46 H Indiana	69 49			100 H Ohio St.	76 59									
		94 H Nebraska	64 71			107 H Minnesota	54 61									
		90 A Purdue	58 61			226 A Illinois	64 56									

Non-Div I Games:

Northwestern

■ Loss,
 ■ Non-Conf,
 ■ S Site,
 ■ H Home
 ■ A Away
 N Neutral

Average RPI Win:	319	WON-LOST	WINNING	LAST 10	STRENGTH OF	OPP. STRENGTH	TEAM	ADJ.	CONF.	ADJ CONF.
Average RPI Loss:	174	RECORD	PCT. RANK	GAMES	SCHEDULE	OF SCHEDULE	RPI	RPI	RPI	RPI
DIV. I ONLY	7- 18	283	0- 0	313	275	315	315	25	25	
DIV. I NON-CONF.	1- 6	318	0- 0	303	87	339	339	23	23	
TOTALS	RPI 1-25	RPI 26-50	W-L RECORDS	RPI 51-100	RPI 101-150	RPI 150+				
7- 18	0- 0	0- 1	OVERALL	0- 4	0- 1	7- 12				
5- 6	0- 0	0- 0	HOME	0- 2	0- 1	5- 3				
2- 12	0- 0	0- 1	AWAY	0- 2	0- 0	2- 9				
0- 0	0- 0	0- 0	NEUTRAL	0- 0	0- 0	0- 0				
1- 6	0- 0	0- 1	NON-CONFERENCE	0- 1	0- 0	1- 4				
1- 1	0- 0	0- 0	HOME	0- 0	0- 0	1- 1				
0- 5	0- 0	0- 1	AWAY	0- 1	0- 0	0- 3				
0- 0	0- 0	0- 0	NEUTRAL	0- 0	0- 0	0- 0				
6- 12	0- 0	0- 0	CONFERENCE	0- 3	0- 1	6- 8				
4- 5	0- 0	0- 0	HOME	0- 2	0- 1	4- 2				
2- 7	0- 0	0- 0	AWAY	0- 1	0- 0	2- 6				
0- 0	0- 0	0- 0	NEUTRAL	0- 0	0- 0	0- 0				

RPI 1-25				RPI 26-50				RPI 51-100				RPI 101+				Team's RPI: 315	
RPI	S	Opponent	Score	RPI	S	Opponent	Score	RPI	S	Opponent	Score	RPI	S	Opponent	Score		
				30	A	Texas	66 104	53	H	Lamar University	70 94	145	H	Abilene Christian	63 72		
								63	A	SFA	56 84	155	A	Oklahoma	56 93		
								63	H	SFA	67 87	156	A	Alabama	73 87		
								65	A	Arkansas	53 98	157	A	Nicholls St.	86 97		
												157	H	Nicholls St.	67 89		
												172	A	Sam Houston St.	55 66		
												183	A	Southern Miss.	54 69		
												274	A	A&M-Corpus Christi	55 79		
												282	A	New Orleans	73 84		
												282	H	New Orleans	62 67		
												286	A	Central Ark.	52 74		
												286	H	Central Ark.	78 74		
												300	H	La.-Monroe	55 63		
												308	A	Incarnate Word	91 100		
												312	A	McNeese	89 73		
												312	H	McNeese	82 63		
												322	A	Southeastern La.	60 56		
												322	H	Southeastern La.	58 47		
												332	H	Houston Baptist	63 46		
												350	H	Alcorn	78 65		
LAST 12 Division I GAMES:																	
				286	H	Central Ark.	78 74	53	H	Lamar University	70 94						
				157	H	Nicholls St.	67 89	312	A	McNeese	89 73						
				322	A	Southeastern La.	60 56	282	A	New Orleans	73 84						
				308	A	Incarnate Word	91 100	286	A	Central Ark.	52 74						
				332	H	Houston Baptist	63 46	282	H	New Orleans	62 67						
				63	H	SFA	67 87	322	H	Southeastern La.	58 47						

Non-Div I Games: Loyola (LA) 71 66 Central Baptist 82 56 LeTourneau 100 40 Centenary (LA) 94 51 Northwestern St.

Average RPI Win:	64	WON-LOST	WINNING	LAST 10	STRENGTH OF	OPP. STRENGTH	TEAM	ADJ.	CONF.	ADJ CONF.
Average RPI Loss:	20	RECORD	PCT. RANK	GAMES	SCHEDULE	OF SCHEDULE	RPI	RPI	RPI	RPI
DIV. I ONLY	30- 3	4	1- 0	1	1	1	1	1	1	1
DIV. I NON-CONF.	13- 1	9	0- 0	1	7	1	1	1	1	1
TOTALS	RPI 1-25	RPI 26-50	W-L RECORDS	RPI 51-100	RPI 101-150	RPI 150+				
30- 3	12- 2	2- 1	OVERALL	9- 0	6- 0	1- 0				
14- 1	3- 1	0- 0	HOME	5- 0	5- 0	1- 0				
10- 2	4- 1	1- 1	AWAY	4- 0	1- 0	0- 0				
6- 0	5- 0	1- 0	NEUTRAL	0- 0	0- 0	0- 0				
13- 1	6- 1	0- 0	NON-CONFERENCE	4- 0	2- 0	1- 0				
6- 1	1- 1	0- 0	HOME	2- 0	2- 0	1- 0				
4- 0	2- 0	0- 0	AWAY	2- 0	0- 0	0- 0				
3- 0	3- 0	0- 0	NEUTRAL	0- 0	0- 0	0- 0				
17- 2	6- 1	2- 1	CONFERENCE	5- 0	4- 0	0- 0				
8- 0	2- 0	0- 0	HOME	3- 0	3- 0	0- 0				
6- 2	2- 1	1- 1	AWAY	2- 0	1- 0	0- 0				
3- 0	2- 0	1- 0	NEUTRAL	0- 0	0- 0	0- 0				

RPI S	Opponent	Score	RPI S	Opponent	Score	RPI S	Opponent	Score	RPI S	Opponent	Score
3	H Louisville	82 68	36	A North Carolina	73 78	56	A Tennessee	77 62	104	H Western Ky.	94 53
3	N Louisville	99 79	36	N North Carolina	95 77	60	H Penn	75 55	126	H Lehigh	95 68
6	H UConn	71 89	50	A Clemson	101 63	66	A Georgia Tech	76 55	127	H Pittsburgh	100 44
7	H Iowa	105 71				66	H Georgia Tech	90 50	132	A Boston College	97 47
9	A NC State	95 72				73	A Virginia Tech	80 51	132	H Boston College	92 63
10	A Syracuse	98 68				75	A Toledo	72 56	150	H Wake Forest	78 48
10	N Syracuse	91 66				79	H Duke	89 61	252	H Binghamton	103 53
12	A Marquette	87 63				88	H Harvard	103 58			
13	N Gonzaga	81 65				96	H Virginia	103 66			
16	N Drake	82 64									
18	A Miami (FL)	65 72									
20	A DePaul	101 77									
21	H Florida St.	97 70									
24	N Oregon St.	91 81									
LAST 12 Division I GAMES:											
36	N North Carolina	95 77	10	A Syracuse	98 68						
3	N Louisville	99 79	79	H Duke	89 61						
10	N Syracuse	91 66	9	A NC State	95 72						
24	N Oregon St.	91 81	132	A Boston College	97 47						
16	N Drake	82 64	21	H Florida St.	97 70						
96	H Virginia	103 66	18	A Miami (FL)	65 72						

Non-Div I Games:

Notre Dame

Average RPI Win:	325	WON-LOST	WINNING	LAST 10	STRENGTH OF	OPP. STRENGTH	TEAM	ADJ.	CONF.	ADJ CONF.
Average RPI Loss:	137	RECORD	PCT. RANK	GAMES	SCHEDULE	OF SCHEDULE	RPI	RPI	RPI	RPI
DIV. I ONLY	4- 24	338	0- 1	144	205	309	309	21	21	
DIV. I NON-CONF.	1- 8	322	0- 0	32	89	243	243	19	19	
TOTALS	RPI 1-25	RPI 26-50	W-L RECORDS	RPI 51-100	RPI 101-150	RPI 150+				
4- 24	0- 0	0- 4	OVERALL	0- 6	0- 5	4- 9				
3- 10	0- 0	0- 3	HOME	0- 2	0- 2	3- 3				
1- 13	0- 0	0- 1	AWAY	0- 4	0- 3	1- 5				
0- 1	0- 0	0- 0	NEUTRAL	0- 0	0- 0	0- 1				
1- 8	0- 0	0- 4	NON-CONFERENCE	0- 1	0- 1	1- 2				
1- 3	0- 0	0- 3	HOME	0- 0	0- 0	1- 0				
0- 4	0- 0	0- 1	AWAY	0- 1	0- 1	0- 1				
0- 1	0- 0	0- 0	NEUTRAL	0- 0	0- 0	0- 1				
3- 16	0- 0	0- 0	CONFERENCE	0- 5	0- 4	3- 7				
2- 7	0- 0	0- 0	HOME	0- 2	0- 2	2- 3				
1- 9	0- 0	0- 0	AWAY	0- 3	0- 2	1- 4				
0- 0	0- 0	0- 0	NEUTRAL	0- 0	0- 0	0- 0				

RPI S	Opponent	Score	RPI S	Opponent	Score	RPI S	Opponent	Score	RPI S	Opponent	Score	Team's RPI: 309
27	A Central Mich.	61 104	59	A Wright St.	60 83	122	A Youngstown St.	61 76				
41	H Michigan St.	58 102	59	A Wright St.	58 69	122	H Youngstown St.	55 69				
45	H Michigan	59 85	59	H Wright St.	64 73	131	A IUPUI	53 82				
46	H Indiana	32 59	67	A Green Bay	32 72	131	H IUPUI	70 76				
			67	H Green Bay	53 77	140	A Illinois St.	56 62				
			77	A Kent St.	65 75	151	A Bradley	64 73				
						163	N Akron	65 85				
						198	A Milwaukee	53 83				
						198	H Milwaukee	52 79				
						244	A Northern Ky.	50 72				
						244	H Northern Ky.	63 74				
						280	A Cleveland St.	90 98				
						280	H Cleveland St.	62 64				
						287	H Canisius	71 60				
						336	A Detroit Mercy	76 65				
						336	H Detroit Mercy	74 67				
						339	A UIC	65 69				
						339	H UIC	74 57				
LAST 12 Division I GAMES:												
59	A Wright St.	60 83	131	H IUPUI	70 76							
59	H Wright St.	64 73	336	A Detroit Mercy	76 65							
244	H Northern Ky.	63 74	280	A Cleveland St.	90 98							
198	A Milwaukee	53 83	122	A Youngstown St.	61 76							
67	A Green Bay	32 72	244	A Northern Ky.	50 72							
339	H UIC	74 57	59	A Wright St.	58 69							

Non-Div I Games: Grace Bible (MI) 94 48 Rochester College 64 46

Oakland

Loss, Non-Conf, S Site, H Home A Away N Neutral

Average RPI Win:	168	WON-LOST	WINNING	LAST 10	STRENGTH OF	OPP. STRENGTH	TEAM	ADJ.	CONF.	ADJ CONF.
Average RPI Loss:	47	RECORD	PCT. RANK	GAMES	SCHEDULE	OF SCHEDULE	RPI	RPI	RPI	RPI
DIV. I ONLY	25- 4	11	1- 0	117	92	34	34	8	8	
DIV. I NON-CONF.	11- 0	1	0- 0	268	190	43	43	9	9	
TOTALS	RPI 1-25	RPI 26-50	W-L RECORDS	RPI 51-100	RPI 101-150	RPI 150+				
25- 4	0- 0	3- 3	OVERALL	5- 1	3- 0	14- 0				
12- 3	0- 0	0- 3	HOME	2- 0	1- 0	9- 0				
11- 1	0- 0	3- 0	AWAY	2- 1	2- 0	4- 0				
2- 0	0- 0	0- 0	NEUTRAL	1- 0	0- 0	1- 0				
11- 0	0- 0	0- 0	NON-CONFERENCE	3- 0	2- 0	6- 0				
6- 0	0- 0	0- 0	HOME	1- 0	1- 0	4- 0				
3- 0	0- 0	0- 0	AWAY	1- 0	1- 0	1- 0				
2- 0	0- 0	0- 0	NEUTRAL	1- 0	0- 0	1- 0				
14- 4	0- 0	3- 3	CONFERENCE	2- 1	1- 0	8- 0				
6- 3	0- 0	0- 3	HOME	1- 0	0- 0	5- 0				
8- 1	0- 0	3- 0	AWAY	1- 1	1- 0	3- 0				
0- 0	0- 0	0- 0	NEUTRAL	0- 0	0- 0	0- 0				

RPI S	Opponent	Score	RPI S	Opponent	Score	RPI S	Opponent	Score	RPI S	Opponent	Score
27	A Central Mich.	78 75	27	H Central Mich.	70 88	53	N Lamar University	87 62	113	H UNCW	95 72
37	A Buffalo	74 71	37	H Buffalo	43 73	75	A Toledo	50 76	124	A Northern Ill.	69 53
47	A Miami (OH)	70 66	47	H Miami (OH)	61 67	77	A Kent St.	69 67	131	A IUPUI	73 66
						77	H Kent St.	83 81	163	A Akron	81 71
						78	A American	77 67	163	H Akron	92 70
						90	H Purdue	80 73	194	H Eastern Mich.	85 44
									211	A Bowling Green	82 79
									211	H Bowling Green	76 68
									215	A Ball St.	90 75
									215	H Ball St.	94 62
									252	H Binghamton	86 49
									260	N St. Bonaventure	70 53
									262	H Western Mich.	70 56
									273	A Richmond	109 58
									280	H Cleveland St.	72 54
									314	H Coppin St.	87 62
									333	H Eastern Ky.	100 60
LAST 12 Division I GAMES:											
211	H Bowling Green	76 68	75	A Toledo	50 76						
47	A Miami (OH)	70 66	27	A Central Mich.	78 75						
163	A Akron	81 71	163	H Akron	92 70						
37	H Buffalo	43 73	215	H Ball St.	94 62						
77	A Kent St.	69 67	47	H Miami (OH)	61 67						
262	H Western Mich.	70 56	211	A Bowling Green	82 79						

Non-Div I Games:

Ohio

Average RPI Win:	129	WON-LOST	WINNING	LAST 10	STRENGTH OF	OPP. STRENGTH	TEAM	ADJ.	CONF.	ADJ CONF.
Average RPI Loss:	71	RECORD	PCT. RANK	GAMES	SCHEDULE	OF SCHEDULE	RPI	RPI	RPI	RPI
DIV. I ONLY	14- 14	170	0- 1	41	32	100	100	4	4	
DIV. I NON-CONF.	4- 5	190	0- 0	126	11	186	186	6	6	
TOTALS	RPI 1-25	RPI 26-50	W-L RECORDS	RPI 51-100	RPI 101-150	RPI 150+				
14- 14	0- 4	5- 2	OVERALL	1- 4	3- 3	5- 1				
9- 5	0- 2	3- 1	HOME	1- 1	1- 1	4- 0				
5- 6	0- 2	2- 1	AWAY	0- 1	2- 2	1- 0				
0- 3	0- 0	0- 0	NEUTRAL	0- 2	0- 0	0- 1				
4- 5	0- 1	1- 0	NON-CONFERENCE	1- 2	0- 2	2- 0				
4- 1	0- 0	1- 0	HOME	1- 0	0- 1	2- 0				
0- 2	0- 1	0- 0	AWAY	0- 0	0- 1	0- 0				
0- 2	0- 0	0- 0	NEUTRAL	0- 2	0- 0	0- 0				
10- 9	0- 3	4- 2	CONFERENCE	0- 2	3- 1	3- 1				
5- 4	0- 2	2- 1	HOME	0- 1	1- 0	2- 0				
5- 4	0- 1	2- 1	AWAY	0- 1	2- 1	1- 0				
0- 1	0- 0	0- 0	NEUTRAL	0- 0	0- 0	0- 1				

RPI 1-25				RPI 26-50				RPI 51-100 Team's RPI: 100				RPI 101+			
RPI	S	Opponent	Score	RPI	S	Opponent	Score	RPI	S	Opponent	Score	RPI	S	Opponent	Score
6	A	UConn	53 85	29	A	Rutgers	59 39	73	N	Virginia Tech	73 81	107	A	Minnesota	65 55
7	H	Iowa	52 78	29	H	Rutgers	56 66	74	N	Butler	53 66	112	H	South Fla.	47 71
14	A	Maryland	69 75	36	H	North Carolina	76 69	76	H	Cincinnati	69 56	115	A	Northwestern	59 76
14	H	Maryland	57 70	41	A	Michigan St.	77 70	90	A	Purdue	42 60	134	A	Washington	59 69
				41	H	Michigan St.	65 55	94	H	Nebraska	69 78	146	A	Penn St.	76 71
				45	A	Michigan	58 62					146	H	Penn St.	78 73
				46	H	Indiana	55 50					184	A	Wisconsin	61 50
												184	H	Wisconsin	70 68
												184	N	Wisconsin	63 73
												214	H	Florida	46 41
												226	H	Illinois	78 70
												336	H	Detroit Mercy	55 41
LAST 12 Division I GAMES:															
184	N	Wisconsin	63 73	7	H	Iowa	52 78								
29	H	Rutgers	56 66	146	H	Penn St.	78 73								
184	A	Wisconsin	61 50	115	A	Northwestern	59 76								
41	A	Michigan St.	77 70	226	H	Illinois	78 70								
184	H	Wisconsin	70 68	107	A	Minnesota	65 55								
29	A	Rutgers	59 39	14	H	Maryland	57 70								

Non-Div I Games:

Ohio St.

■ Loss,
■ Non-Conf,
■ S Site,
■ H Home
■ A Away
N Neutral

Oklahoma

Through Games Of March 12, 2019

Average RPI Win:	182	WON-LOST	WINNING	LAST 10	STRENGTH OF	OPP. STRENGTH	TEAM	ADJ.	CONF.	ADJ CONF.
Average RPI Loss:	60	RECORD	PCT. RANK	GAMES	SCHEDULE	OF SCHEDULE	RPI	RPI	RPI	RPI
DIV. I ONLY	8- 22	293	0- 1	15	24	155	155	3	3	
DIV. I NON-CONF.	4- 7	228	0- 0	27	69	146	146	3	3	
TOTALS	RPI 1-25	RPI 26-50	W-L RECORDS	RPI 51-100	RPI 101-150	RPI 150+				
8- 22	0- 6	0- 6	OVERALL	1- 4	3- 5	4- 1				
6- 8	0- 4	0- 2	HOME	0- 2	3- 0	3- 0				
2- 11	0- 2	0- 3	AWAY	1- 2	0- 3	1- 1				
0- 3	0- 0	0- 1	NEUTRAL	0- 0	0- 2	0- 0				
4- 7	0- 2	0- 2	NON-CONFERENCE	0- 1	1- 2	3- 0				
3- 2	0- 2	0- 0	HOME	0- 0	1- 0	2- 0				
1- 3	0- 0	0- 1	AWAY	0- 1	0- 1	1- 0				
0- 2	0- 0	0- 1	NEUTRAL	0- 0	0- 1	0- 0				
4- 15	0- 4	0- 4	CONFERENCE	1- 3	2- 3	1- 1				
3- 6	0- 2	0- 2	HOME	0- 2	2- 0	1- 0				
1- 8	0- 2	0- 2	AWAY	1- 1	0- 2	0- 1				
0- 1	0- 0	0- 0	NEUTRAL	0- 0	0- 1	0- 0				

RPI	S	Opponent	Score	RPI	S	Opponent	Score	RPI	S	Opponent	Score	RPI	S	Opponent	Score	Team's RPI: 155
2	A	Baylor	53 87	30	A	Texas	63 73	54	A	New Mexico	80 84	102	N	UAB	84 89	
2	H	Baylor	53 74	30	H	Texas	67 76	58	A	TCU	71 86	104	H	Western Ky.	90 83	
6	H	UConn	63 72	32	A	Kansas St.	56 86	58	H	TCU	63 76	112	A	South Fla.	70 87	
11	A	Iowa St.	78 104	32	H	Kansas St.	75 83	81	A	West Virginia	80 69	141	A	Texas Tech	82 88	
11	H	Iowa St.	70 91	48	A	Auburn	79 95	81	H	West Virginia	55 66	141	H	Texas Tech	66 61	
20	H	DePaul	76 87	50	N	Clemson	62 74					141	N	Texas Tech	84 104	
												143	A	Oklahoma St.	74 84	
												143	H	Oklahoma St.	75 66	
												154	A	Kansas	79 88	
												154	H	Kansas	78 67	
												232	A	SMU	77 61	
												286	H	Central Ark.	65 52	
												315	H	Northwestern St.	93 56	
LAST 12 Division I GAMES:																
141	N	Texas Tech	84 104	11	H	Iowa St.	70 91									
50	N	Clemson	62 74	2	A	Baylor	53 87									
141	A	Texas Tech	82 88	154	H	Kansas	78 67									
58	H	TCU	63 76	32	H	Kansas St.	75 83									
143	H	Oklahoma St.	75 66	143	A	Oklahoma St.	74 84									
81	A	West Virginia	80 69	30	H	Texas	67 76									

Non-Div I Games:

Oklahoma

■ Loss,
■ Non-Conf,
■ S Site,
■ H Home
■ A Away
N Neutral

Average RPI Win:	185	WON-LOST	WINNING	LAST 10	STRENGTH OF	OPP. STRENGTH	TEAM	ADJ.	CONF.	ADJ CONF.
Average RPI Loss:	57	RECORD	PCT. RANK	GAMES	SCHEDULE	OF SCHEDULE	RPI	RPI	RPI	RPI
DIV. I ONLY	14- 16	194	0- 1	65	38	143	143	3	3	
DIV. I NON-CONF.	9- 2	43	0- 0	214	199	93	93	3	3	
TOTALS	RPI 1-25	RPI 26-50	W-L RECORDS	RPI 51-100	RPI 101-150	RPI 150+				
14- 16	0- 4	0- 5	OVERALL	1- 4	1- 1	12- 2				
12- 6	0- 2	0- 2	HOME	1- 2	1- 0	10- 0				
2- 9	0- 2	0- 3	AWAY	0- 2	0- 1	2- 1				
0- 1	0- 0	0- 0	NEUTRAL	0- 0	0- 0	0- 1				
9- 2	0- 0	0- 1	NON-CONFERENCE	0- 1	0- 0	9- 0				
8- 1	0- 0	0- 0	HOME	0- 1	0- 0	8- 0				
1- 1	0- 0	0- 1	AWAY	0- 0	0- 0	1- 0				
0- 0	0- 0	0- 0	NEUTRAL	0- 0	0- 0	0- 0				
5- 14	0- 4	0- 4	CONFERENCE	1- 3	1- 1	3- 2				
4- 5	0- 2	0- 2	HOME	1- 1	1- 0	2- 0				
1- 8	0- 2	0- 2	AWAY	0- 2	0- 1	1- 1				
0- 1	0- 0	0- 0	NEUTRAL	0- 0	0- 0	0- 1				

RPI S Opponent	Score	RPI S Opponent	Score	RPI S Opponent	Score	RPI S Opponent	Score	Team's RPI: 143
2 A Baylor	44 76	30 A Texas	51 60	56 H Tennessee	63 76	141 A Texas Tech	78 90	
2 H Baylor	58 66	30 H Texas	55 61	58 A TCU	55 69	141 H Texas Tech	65 57	
11 A Iowa St.	67 89	32 A Kansas St.	48 59	58 H TCU	75 71	152 H UC Riverside	76 51	
11 H Iowa St.	71 84	32 H Kansas St.	58 68	81 A West Virginia	58 67	154 A Kansas	72 62	
		33 A UCLA	59 71	81 H West Virginia	54 77	154 H Kansas	72 52	
						154 N Kansas	66 76	
						155 A Oklahoma	66 75	
						155 H Oklahoma	84 74	
						158 H Oral Roberts	89 69	
						162 H Texas St.	66 55	
						186 H Prairie View	70 50	
						189 H Arkansas St.	62 60	
						201 H Grambling	86 40	
						256 A Wichita St.	60 47	
						288 H Samford	82 62	
						332 H Houston Baptist	77 44	
LAST 12 Division I GAMES:								
154 N Kansas	66 76	11 A Iowa St.	67 89					
32 H Kansas St.	58 68	30 H Texas	55 61					
2 A Baylor	44 76	141 A Texas Tech	78 90					
155 A Oklahoma	66 75	155 H Oklahoma	84 74					
154 H Kansas	72 52	58 A TCU	55 69					
81 H West Virginia	54 77	2 H Baylor	58 66					

Non-Div I Games:

Oklahoma St.

 Loss,
 Non-Conf,
 S Site,
 H Home
 A Away
N Neutral

Average RPI Win:	216	WON-LOST	WINNING	LAST 10	STRENGTH OF	OPP. STRENGTH	TEAM	ADJ.	CONF.	ADJ CONF.
Average RPI Loss:	90	RECORD	PCT. RANK	GAMES	SCHEDULE	OF SCHEDULE	RPI	RPI	RPI	RPI
DIV. I ONLY	20- 9	68	1- 0	149	149	99	99	14	14	
DIV. I NON-CONF.	10- 3	59	1- 0	134	171	62	62	17	17	
TOTALS	RPI 1-25	RPI 26-50	W-L RECORDS	RPI 51-100	RPI 101-150	RPI 150+				
20- 9	0- 1	0- 2	OVERALL	3- 1	1- 4	16- 1				
11- 3	0- 0	0- 0	HOME	2- 1	0- 2	9- 0				
7- 5	0- 1	0- 1	AWAY	1- 0	0- 2	6- 1				
2- 1	0- 0	0- 1	NEUTRAL	0- 0	1- 0	1- 0				
10- 3	0- 1	0- 1	NON-CONFERENCE	2- 1	1- 0	7- 0				
5- 1	0- 0	0- 0	HOME	1- 1	0- 0	4- 0				
3- 1	0- 1	0- 0	AWAY	1- 0	0- 0	2- 0				
2- 1	0- 0	0- 1	NEUTRAL	0- 0	1- 0	1- 0				
10- 6	0- 0	0- 1	CONFERENCE	1- 0	0- 4	9- 1				
6- 2	0- 0	0- 0	HOME	1- 0	0- 2	5- 0				
4- 4	0- 0	0- 1	AWAY	0- 0	0- 2	4- 1				
0- 0	0- 0	0- 0	NEUTRAL	0- 0	0- 0	0- 0				

RPI 1-25				RPI 26-50				RPI 51-100 Team's RPI: 99				RPI 101+			
RPI	S	Opponent	Score	RPI	S	Opponent	Score	RPI	S	Opponent	Score	RPI	S	Opponent	Score
9	A	NC State	56 85	35	A	Rice	42 48	68	H	Middle Tenn.	70 65	102	H	UAB	61 69
				49	N	Saint Mary's (CA)	65 83	76	A	Cincinnati	76 72	104	A	Western Ky.	60 75
								91	H	VCU	60 57	106	A	Charlotte	59 69
								96	H	Virginia	67 73	106	H	Charlotte	53 60
												148	N	Tennessee Tech	80 73
												161	H	William & Mary	83 69
												167	A	Tulane	56 48
												167	A	Louisiana Tech	70 59
												183	A	Southern Miss.	53 50
												188	A	North Texas	72 71
												203	A	Marshall	48 57
												203	H	Marshall	79 53
												212	A	Campbell	83 59
												234	N	Jacksonville	78 76
												267	H	UTEP	78 59
												276	H	Norfolk St.	69 53
												302	H	UTSA	72 47
												306	A	Fla. Atlantic	68 64
												306	H	Fla. Atlantic	87 53
												314	H	Coppin St.	81 51
												321	H	FIU	95 68
												338	H	Longwood	69 48
LAST 12 Division I GAMES:															
				338	H	Longwood	69 48	68	H	Middle Tenn.	70 65				
				49	N	Saint Mary's (CA)	65 83	102	H	UAB	61 69				
				306	A	Fla. Atlantic	68 64	35	A	Rice	42 48				
				203	H	Marshall	79 53	188	A	North Texas	72 71				
				106	H	Charlotte	53 60	302	H	UTSA	72 47				
				106	A	Charlotte	59 69	267	H	UTEP	78 59				

Non-Div I Games:

Old Dominion

■ Loss,
 ■ Non-Conf,
 ■ S Site,
 ■ H Home
 ■ A Away
 N Neutral

Average RPI Win:	222	WON-LOST	WINNING	LAST 10	STRENGTH OF	OPP. STRENGTH	TEAM	ADJ.	CONF.	ADJ CONF.
Average RPI Loss:	89	RECORD	PCT. RANK	GAMES	SCHEDULE	OF SCHEDULE	RPI	RPI	RPI	RPI
DIV. I ONLY	9- 22	279	0- 1	83	74	237	237	5	5	
DIV. I NON-CONF.	6- 8	199	0- 0	157	221	251	251	5	5	
TOTALS	RPI 1-25	RPI 26-50	W-L RECORDS	RPI 51-100	RPI 101-150	RPI 150+				
9- 22	1- 5	0- 2	OVERALL	0- 7	0- 3	8- 5				
8- 10	0- 2	0- 1	HOME	0- 5	0- 1	8- 1				
1- 8	1- 2	0- 1	AWAY	0- 1	0- 1	0- 3				
0- 4	0- 1	0- 0	NEUTRAL	0- 1	0- 1	0- 1				
6- 8	0- 1	0- 0	NON-CONFERENCE	0- 3	0- 2	6- 2				
6- 4	0- 0	0- 0	HOME	0- 2	0- 1	6- 1				
0- 1	0- 0	0- 0	AWAY	0- 0	0- 0	0- 1				
0- 3	0- 1	0- 0	NEUTRAL	0- 1	0- 1	0- 0				
3- 14	1- 4	0- 2	CONFERENCE	0- 4	0- 1	2- 3				
2- 6	0- 2	0- 1	HOME	0- 3	0- 0	2- 0				
1- 7	1- 2	0- 1	AWAY	0- 1	0- 1	0- 2				
0- 1	0- 0	0- 0	NEUTRAL	0- 0	0- 0	0- 1				

RPI S	Opponent	Score	RPI S	Opponent	Score	RPI S	Opponent	Score	RPI S	Opponent	Score	Team's RPI: 237
6 N	UConn	50 90	31 A	Missouri	55 78	56 H	Tennessee	56 81	111 A	Georgia	56 78	
8 A	Mississippi St.	49 80	48 H	Auburn	51 64	58 H	TCU	50 55	114 N	St. John's (NY)	59 64	
8 H	Mississippi St.	66 80				65 A	Arkansas	61 73	131 H	IUPUI	58 66	
17 H	Texas A&M	60 72				65 H	Arkansas	55 85	156 A	Alabama	43 46	
19 A	South Carolina	42 76				85 H	Troy	54 71	166 H	Temple	62 55	
22 A	Kentucky	55 49				87 H	LSU	41 55	167 A	Louisiana Tech	71 80	
						90 N	Purdue	59 70	206 A	Vanderbilt	68 80	
									206 H	Vanderbilt	65 60	
									213 H	Jacksonville St.	49 60	
									214 H	Florida	76 66	
									214 N	Florida	57 64	
									233 H	North Florida	82 69	
									262 H	Western Mich.	69 66	
									270 H	Louisiana	79 57	
									276 H	Norfolk St.	60 42	
									345 H	Savannah St.	74 51	
LAST 12 Division I GAMES:												
214 N	Florida	57 64	206 H	Vanderbilt	65 60							
56 H	Tennessee	56 81	19 A	South Carolina	42 76							
156 A	Alabama	43 46	17 H	Texas A&M	60 72							
65 A	Arkansas	61 73	48 H	Auburn	51 64							
8 H	Mississippi St.	66 80	8 A	Mississippi St.	49 80							
111 A	Georgia	56 78	206 A	Vanderbilt	68 80							

Non-Div I Games:

Ole Miss

■ Loss,
■ Non-Conf, S Site,
■ Home
■ Away
N Neutral

Average RPI Win:	327	WON-LOST	WINNING	LAST 10	STRENGTH OF	OPP. STRENGTH	TEAM	ADJ.	CONF.	ADJ CONF.
Average RPI Loss:	153	RECORD	PCT. RANK	GAMES	SCHEDULE	OF SCHEDULE	RPI	RPI	RPI	RPI
DIV. I ONLY	6- 21	310	1- 0	278	227	326	326	19	19	
DIV. I NON-CONF.	4- 7	228	1- 0	279	268	280	280	18	18	
TOTALS	RPI 1-25	RPI 26-50	W-L RECORDS	RPI 51-100	RPI 101-150	RPI 150+				
6- 21	0- 0	0- 5	OVERALL	0- 2	0- 2	6- 12				
4- 8	0- 0	0- 2	HOME	0- 0	0- 1	4- 5				
1- 12	0- 0	0- 3	AWAY	0- 2	0- 1	1- 6				
1- 1	0- 0	0- 0	NEUTRAL	0- 0	0- 0	1- 1				
4- 7	0- 0	0- 1	NON-CONFERENCE	0- 2	0- 2	4- 2				
2- 2	0- 0	0- 0	HOME	0- 0	0- 1	2- 1				
1- 4	0- 0	0- 1	AWAY	0- 2	0- 1	1- 0				
1- 1	0- 0	0- 0	NEUTRAL	0- 0	0- 0	1- 1				
2- 14	0- 0	0- 4	CONFERENCE	0- 0	0- 0	2- 10				
2- 6	0- 0	0- 2	HOME	0- 0	0- 0	2- 4				
0- 8	0- 0	0- 2	AWAY	0- 0	0- 0	0- 6				
0- 0	0- 0	0- 0	NEUTRAL	0- 0	0- 0	0- 0				

RPI S	Opponent	Score	RPI S	Opponent	Score	RPI S	Opponent	Score	RPI S	Opponent	Score	Team's RPI: 326
26	A South Dakota St.	47 81	26	H South Dakota St.	38 82	89	A UNI	50 79	144	H CSUN	52 64	
32	A Kansas St.	46 61	38	A South Dakota	33 78	93	A Creighton	51 66	147	A Montana St.	56 59	
38	A South Dakota	33 78	38	H South Dakota	49 80				151	H Bradley	60 80	
									158	A Oral Roberts	64 65	
									158	H Oral Roberts	56 71	
									165	A Denver	76 82	
									165	H Denver	68 95	
									212	N Campbell	52 65	
									222	A North Dakota	57 68	
									222	H North Dakota	68 69	
									240	A Western Ill.	70 78	
									240	H Western Ill.	67 79	
									277	H CSU Bakersfield	53 46	
									323	A North Dakota St.	48 55	
									323	H North Dakota St.	78 61	
									334	A Purdue Fort Wayne	48 56	
									334	H Purdue Fort Wayne	70 61	
									336	A Detroit Mercy	51 42	
									343	H USC Upstate	96 69	
									346	N Florida A&M	57 50	
LAST 12 Division I GAMES:												
346	N Florida A&M	57 50	240	H Western Ill.	67 79							
165	A Denver	76 82	38	A South Dakota	33 78							
158	A Oral Roberts	64 65	222	H North Dakota	68 69							
323	A North Dakota St.	48 55	26	A South Dakota St.	47 81							
334	H Purdue Fort Wayne	70 61	334	A Purdue Fort Wayne	48 56							
26	H South Dakota St.	38 82	38	H South Dakota	49 80							

Non-Div I Games: Peru St. 91 44 Graceland (IA) 81 39

Omaha

Loss, Non-Conf, S Site, H Home A Away N Neutral

Oral Roberts

Through Games Of March 12, 2019

Average RPI Win:	266	WON-LOST	WINNING	LAST 10	STRENGTH OF	OPP. STRENGTH	TEAM	ADJ.	CONF.	ADJ CONF.
Average RPI Loss:	88	RECORD	PCT. RANK	GAMES	SCHEDULE	OF SCHEDULE	RPI	RPI	RPI	RPI
DIV. I ONLY	16- 13	143	0- 1	217	153	158	158	19	19	
DIV. I NON-CONF.	5- 6	177	0- 0	193	73	168	168	18	18	
TOTALS	RPI 1-25	RPI 26-50	W-L RECORDS	RPI 51-100	RPI 101-150	RPI 150+				
16- 13	0- 1	0- 5	OVERALL	0- 2	0- 1	16- 4				
7- 5	0- 0	0- 2	HOME	0- 1	0- 0	7- 2				
8- 7	0- 1	0- 2	AWAY	0- 1	0- 1	8- 2				
1- 1	0- 0	0- 1	NEUTRAL	0- 0	0- 0	1- 0				
5- 6	0- 1	0- 0	NON-CONFERENCE	0- 2	0- 1	5- 2				
2- 2	0- 0	0- 0	HOME	0- 1	0- 0	2- 1				
3- 4	0- 1	0- 0	AWAY	0- 1	0- 1	3- 1				
0- 0	0- 0	0- 0	NEUTRAL	0- 0	0- 0	0- 0				
11- 7	0- 0	0- 5	CONFERENCE	0- 0	0- 0	11- 2				
5- 3	0- 0	0- 2	HOME	0- 0	0- 0	5- 1				
5- 3	0- 0	0- 2	AWAY	0- 0	0- 0	5- 1				
1- 1	0- 0	0- 1	NEUTRAL	0- 0	0- 0	1- 0				

RPI	S	Opponent	Score	RPI	S	Opponent	Score	RPI	S	Opponent	Score	RPI	S	Opponent	Score	Team's RPI: 158
7	A	Iowa	77 90	26	A	South Dakota St.	55 68	65	A	Arkansas	61 74	143	A	Oklahoma St.	69 89	
				26	H	South Dakota St.	65 74	70	H	UT Arlington	62 80	154	A	Kansas	58 70	
				26	N	South Dakota St.	55 86					159	H	Tulsa	68 76	
				38	A	South Dakota	64 75					162	A	Texas St.	81 64	
				38	H	South Dakota	72 76					165	A	Denver	76 93	
												165	H	Denver	74 66	
												172	A	Sam Houston St.	73 62	
												222	A	North Dakota	80 58	
												222	H	North Dakota	67 75	
												240	A	Western Ill.	92 85	
												240	H	Western Ill.	68 64	
												240	N	Western Ill.	68 64	
												243	H	UMKC	75 64	
												269	H	Southern Utah	64 59	
												323	A	North Dakota St.	65 54	
												323	H	North Dakota St.	101 72	
												326	A	Omaha	71 56	
												326	H	Omaha	65 64	
												332	A	Houston Baptist	74 56	
												334	A	Purdue Fort Wayne	72 61	
												334	H	Purdue Fort Wayne	66 56	
LAST 12 Division I GAMES:																
				26	N	South Dakota St.	55 86	38	A	South Dakota	64 75					
				240	N	Western Ill.	68 64	165	H	Denver	74 66					
				326	H	Omaha	65 64	26	H	South Dakota St.	65 74					
				240	A	Western Ill.	92 85	334	H	Purdue Fort Wayne	66 56					
				222	A	North Dakota	80 58	323	H	North Dakota St.	101 72					
				323	A	North Dakota St.	65 54	165	A	Denver	76 93					

Non-Div I Games: Harris-Stowe 74 46 Cent. Christian (KS94 47

Oral Roberts

Loss, Non-Conf, S Site, H Home A Away N Neutral

Oregon

Through Games Of March 12, 2019

Average RPI Win:	92	WON-LOST	WINNING	LAST 10	STRENGTH OF	OPP. STRENGTH	TEAM	ADJ.	CONF.	ADJ CONF.
Average RPI Loss:	26	RECORD	PCT. RANK	GAMES	SCHEDULE	OF SCHEDULE	RPI	RPI	RPI	RPI
DIV. I ONLY	28- 4	7	2- 0	11	9	5	5	2	2	
DIV. I NON-CONF.	10- 1	17	0- 0	23	36	7	7	2	2	
TOTALS	RPI 1-25	RPI 26-50	W-L RECORDS	RPI 51-100	RPI 101-150	RPI 150+				
28- 4	6- 2	6- 2	OVERALL	6- 0	2- 0	8- 0				
14- 1	4- 0	1- 1	HOME	3- 0	1- 0	5- 0				
11- 2	2- 1	4- 1	AWAY	2- 0	1- 0	2- 0				
3- 1	0- 1	1- 0	NEUTRAL	1- 0	0- 0	1- 0				
10- 1	2- 0	3- 1	NON-CONFERENCE	0- 0	0- 0	5- 0				
6- 0	2- 0	1- 0	HOME	0- 0	0- 0	3- 0				
3- 1	0- 0	2- 1	AWAY	0- 0	0- 0	1- 0				
1- 0	0- 0	0- 0	NEUTRAL	0- 0	0- 0	1- 0				
18- 3	4- 2	3- 1	CONFERENCE	6- 0	2- 0	3- 0				
8- 1	2- 0	0- 1	HOME	3- 0	1- 0	2- 0				
8- 1	2- 1	2- 0	AWAY	2- 0	1- 0	1- 0				
2- 1	0- 1	1- 0	NEUTRAL	1- 0	0- 0	0- 0				

RPI	S	Opponent	Score
4	A	Stanford	88 48
4	N	Stanford	57 64
8	H	Mississippi St.	82 74
10	H	Syracuse	75 73
23	A	Arizona St.	66 59
23	H	Arizona St.	77 71
24	A	Oregon St.	62 67
24	H	Oregon St.	77 68

RPI	S	Opponent	Score
26	A	South Dakota St.	87 79
33	A	UCLA	72 52
33	H	UCLA	69 74
33	N	UCLA	88 83
37	H	Buffalo	102 82
40	A	California	105 82
41	A	Michigan St.	82 88
49	A	Saint Mary's (CA)	79 55

RPI	S	Opponent	Score
52	A	Southern California	93 53
52	H	Southern California	96 78
82	A	Arizona	83 54
82	H	Arizona	93 60
82	N	Arizona	77 63
92	H	Utah	87 65

RPI	S	Opponent	Score
134	A	Washington	76 57
134	H	Washington	84 71
152	N	UC Riverside	94 44
160	A	Washington St.	79 64
160	H	Washington St.	98 58
175	H	Colorado	102 43
176	H	UC Irvine	115 69
179	A	Utah St.	88 58
265	H	Long Beach St.	110 48
296	H	Air Force	82 36

LAST 12 Division I GAMES:

82	N	Arizona	77 63	33	H	UCLA	69 74
33	N	UCLA	88 83	24	A	Oregon St.	62 67
4	N	Stanford	57 64	24	H	Oregon St.	77 68
23	A	Arizona St.	66 59	4	A	Stanford	88 48
82	A	Arizona	83 54	40	A	California	105 82
52	H	Southern California	96 78	175	H	Colorado	102 43

Non-Div I Games: Alas. Fairbanks 115 36

Oregon

Loss, Non-Conf, S Site, H Home A Away N Neutral

Average RPI Win:	128	WON-LOST	WINNING	LAST 10	STRENGTH OF	OPP. STRENGTH	TEAM	ADJ.	CONF.	ADJ CONF.
Average RPI Loss:	30	RECORD	PCT. RANK	GAMES	SCHEDULE	OF SCHEDULE	RPI	RPI	RPI	RPI
DIV. I ONLY	24- 7	39	0- 1	72	5	24	24	2	2	
DIV. I NON-CONF.	10- 2	37	0- 0	191	22	63	63	2	2	
TOTALS	RPI 1-25	RPI 26-50	W-L RECORDS	RPI 51-100	RPI 101-150	RPI 150+				
24- 7	2- 6	4- 0	OVERALL	6- 0	3- 1	9- 0				
15- 1	1- 1	2- 0	HOME	4- 0	1- 0	7- 0				
6- 3	0- 3	2- 0	AWAY	2- 0	1- 0	1- 0				
3- 3	1- 2	0- 0	NEUTRAL	0- 0	1- 1	1- 0				
10- 2	1- 2	1- 0	NON-CONFERENCE	1- 0	1- 0	6- 0				
7- 0	0- 0	1- 0	HOME	1- 0	0- 0	5- 0				
0- 0	0- 0	0- 0	AWAY	0- 0	0- 0	0- 0				
3- 2	1- 2	0- 0	NEUTRAL	0- 0	1- 0	1- 0				
14- 5	1- 4	3- 0	CONFERENCE	5- 0	2- 1	3- 0				
8- 1	1- 1	1- 0	HOME	3- 0	1- 0	2- 0				
6- 3	0- 3	2- 0	AWAY	2- 0	1- 0	1- 0				
0- 1	0- 0	0- 0	NEUTRAL	0- 0	0- 1	0- 0				

RPI 1-25				RPI 26-50				RPI 51-100				RPI 101+			
RPI	S	Opponent	Score	RPI	S	Opponent	Score	RPI	S	Opponent	Score	RPI	S	Opponent	Score
1	N	Notre Dame	81 91	33	A	UCLA	83 73	52	A	Southern California	76 52	104	N	Western Ky.	74 60
4	A	Stanford	44 61	33	H	UCLA	75 72	52	H	Southern California	68 61	134	A	Washington	86 39
5	A	Oregon	68 77	40	A	California	82 74	79	H	Duke	71 57	134	H	Washington	78 67
5	H	Oregon	67 62	49	H	Saint Mary's (CA)	89 56	82	A	Arizona	65 60	134	N	Washington	67 68
17	N	Texas A&M	70 76					82	H	Arizona	86 64	160	A	Washington St.	52 35
19	N	South Carolina	70 68					92	H	Utah	71 63	160	H	Washington St.	76 69
23	A	Arizona St.	54 66									164	H	Santa Clara	82 31
23	H	Arizona St.	76 79									175	H	Colorado	89 65
												195	N	Eastern Wash.	93 45
												277	H	CSU Bakersfield	92 52
												284	H	La Salle	100 46
												319	H	Cal Poly	79 54
												348	H	Ark.-Pine Bluff	89 33
LAST 12 Division I GAMES:															
134	N	Washington	67 68	52	H	Southern California	68 61								
1	N	Notre Dame	81 91	5	H	Oregon	67 62								
19	N	South Carolina	70 68	5	A	Oregon	68 77								
82	A	Arizona	65 60	40	A	California	82 74								
23	A	Arizona St.	54 66	4	A	Stanford	44 61								
33	H	UCLA	75 72	92	H	Utah	71 63								

Non-Div I Games:

Oregon St.

Pacific

Through Games Of March 12, 2019

Average RPI Win:	203	WON-LOST	WINNING	LAST 10	STRENGTH OF	OPP. STRENGTH	TEAM	ADJ.	CONF.	ADJ CONF.
Average RPI Loss:	58	RECORD	PCT. RANK	GAMES	SCHEDULE	OF SCHEDULE	RPI	RPI	RPI	RPI
DIV. I ONLY	18- 12	117	1- 1	94	99	98	98	7	7	
DIV. I NON-CONF.	7- 3	83	0- 0	155	207	74	74	7	7	
TOTALS	RPI 1-25	RPI 26-50	W-L RECORDS	RPI 51-100	RPI 101-150	RPI 150+				
18- 12	0- 5	1- 2	OVERALL	3- 3	1- 1	13- 1				
9- 4	0- 2	1- 0	HOME	2- 0	0- 1	6- 1				
8- 6	0- 3	0- 1	AWAY	1- 2	1- 0	6- 0				
1- 2	0- 0	0- 1	NEUTRAL	0- 1	0- 0	1- 0				
7- 3	0- 1	0- 1	NON-CONFERENCE	2- 1	0- 0	5- 0				
4- 0	0- 0	0- 0	HOME	1- 0	0- 0	3- 0				
3- 2	0- 1	0- 0	AWAY	1- 1	0- 0	2- 0				
0- 1	0- 0	0- 1	NEUTRAL	0- 0	0- 0	0- 0				
11- 9	0- 4	1- 1	CONFERENCE	1- 2	1- 1	8- 1				
5- 4	0- 2	1- 0	HOME	1- 0	0- 1	3- 1				
5- 4	0- 2	0- 1	AWAY	0- 1	1- 0	4- 0				
1- 1	0- 0	0- 0	NEUTRAL	0- 1	0- 0	1- 0				

RPI S	Opponent	Score	RPI S	Opponent	Score	RPI S	Opponent	Score	RPI S	Opponent	Score
13	A Gonzaga	65 88	40	N California	69 81	53	A Lamar University	66 82	105	A Loyola Marymount	81 75
13	H Gonzaga	51 63	49	A Saint Mary's (CA)	62 75	56	H Wyoming	70 64	105	H Loyola Marymount	67 72
15	A UCF	57 64	49	H Saint Mary's (CA)	76 67	84	A UC Davis	83 80	164	A Santa Clara	74 70
25	A BYU	49 75				97	A Pepperdine	76 96	164	H Santa Clara	83 88
25	H BYU	74 77				97	H Pepperdine	78 67	164	N Santa Clara	76 60
						97	N Pepperdine	84 87	192	A Portland	76 66
									192	H Portland	87 77
									250	A San Francisco	85 75
									250	H San Francisco	74 48
									261	A Cal St. Fullerton	72 64
									271	A San Diego	70 53
									271	H San Diego	79 47
									290	H UC Santa Barbara	69 53
									299	A San Jose St.	91 67
									323	H North Dakota St.	75 68
									337	H Seattle U	75 61
LAST 12 Division I GAMES:											
164	N	Santa Clara	76	60	250	H	San Francisco	74	48		
97	N	Pepperdine	84	87	25	A	BYU	49	75		
49	A	Saint Mary's (CA)	62	75	271	A	San Diego	70	53		
105	A	Loyola Marymount	81	75	192	H	Portland	87	77		
97	A	Pepperdine	76	96	13	H	Gonzaga	51	63		
164	H	Santa Clara	83	88	97	H	Pepperdine	78	67		

Non-Div I Games:

Pacific

■ Loss,
■ Non-Conf,
■ S Site,
■ H Home
■ A Away
N Neutral

Average RPI Win:	211	WON-LOST	WINNING	LAST 10	STRENGTH OF	OPP. STRENGTH	TEAM	ADJ.	CONF.	ADJ CONF.
Average RPI Loss:	51	RECORD	PCT. RANK	GAMES	SCHEDULE	OF SCHEDULE	RPI	RPI	RPI	RPI
DIV. I ONLY	21- 5	27	1- 0	185	117	60	60	11	11	
DIV. I NON-CONF.	9- 3	62	0- 0	223	110	91	91	11	11	
TOTALS	RPI 1-25	RPI 26-50	W-L RECORDS	RPI 51-100	RPI 101-150	RPI 150+				
21- 5	0- 1	0- 0	OVERALL	3- 4	2- 0	16- 0				
10- 2	0- 0	0- 0	HOME	1- 2	1- 0	8- 0				
11- 2	0- 1	0- 0	AWAY	2- 1	1- 0	8- 0				
0- 1	0- 0	0- 0	NEUTRAL	0- 1	0- 0	0- 0				
9- 3	0- 1	0- 0	NON-CONFERENCE	1- 2	0- 0	8- 0				
4- 1	0- 0	0- 0	HOME	0- 1	0- 0	4- 0				
5- 1	0- 1	0- 0	AWAY	1- 0	0- 0	4- 0				
0- 1	0- 0	0- 0	NEUTRAL	0- 1	0- 0	0- 0				
12- 2	0- 0	0- 0	CONFERENCE	2- 2	2- 0	8- 0				
6- 1	0- 0	0- 0	HOME	1- 1	1- 0	4- 0				
6- 1	0- 0	0- 0	AWAY	1- 1	1- 0	4- 0				
0- 0	0- 0	0- 0	NEUTRAL	0- 0	0- 0	0- 0				

RPI 1-25				RPI 26-50				RPI 51-100 Team's RPI: 60				RPI 101+			
RPI	S	Opponent	Score	RPI	S	Opponent	Score	RPI	S	Opponent	Score	RPI	S	Opponent	Score
1	A	Notre Dame	55 75					51	A	Princeton	66 60	137	A	Yale	65 56
								51	H	Princeton	53 68	137	H	Yale	54 48
								55	H	Villanova	50 58	166	H	Temple	71 62
								61	N	Maine	46 47	196	A	Cornell	59 46
								64	A	Drexel	55 39	196	H	Cornell	69 58
								88	A	Harvard	72 80	209	A	Stetson	75 53
								88	H	Harvard	75 70	210	A	Dartmouth	60 44
												210	H	Dartmouth	56 52
												236	H	Saint Joseph's	65 45
												251	A	Columbia	72 60
												251	H	Columbia	79 56
												255	A	Navy	65 61
												275	A	Siena	58 51
												281	A	Brown	75 53
												281	H	Brown	83 43
												284	H	La Salle	65 34
												324	H	NJIT	85 42
												325	A	Iona	66 43
LAST 12 Division I GAMES:															
281	A	Brown	75 53	251	H	Columbia	79 56								
137	A	Yale	65 56	88	A	Harvard	72 80								
210	H	Dartmouth	56 52	210	A	Dartmouth	60 44								
88	H	Harvard	75 70	137	H	Yale	54 48								
51	H	Princeton	53 68	281	H	Brown	83 43								
196	H	Cornell	69 58	251	A	Columbia	72 60								

Non-Div I Games: Haverford 81 46

Penn

Average RPI Win:	163	WON-LOST	WINNING	LAST 10	STRENGTH OF	OPP. STRENGTH	TEAM	ADJ.	CONF.	ADJ CONF.
Average RPI Loss:	70	RECORD	PCT. RANK	GAMES	SCHEDULE	OF SCHEDULE	RPI	RPI	RPI	RPI
DIV. I ONLY	12- 18	226	0- 1	36	71	146	146	4	4	
DIV. I NON-CONF.	7- 4	108	0- 0	44	122	94	94	6	6	
TOTALS	RPI 1-25	RPI 26-50	W-L RECORDS	RPI 51-100	RPI 101-150	RPI 150+				
12- 18	0- 4	0- 6	OVERALL	4- 3	1- 4	7- 1				
9- 9	0- 2	0- 3	HOME	3- 2	1- 2	5- 0				
3- 8	0- 2	0- 3	AWAY	1- 1	0- 2	2- 0				
0- 1	0- 0	0- 0	NEUTRAL	0- 0	0- 0	0- 1				
7- 4	0- 1	0- 1	NON-CONFERENCE	3- 0	1- 2	3- 0				
6- 3	0- 0	0- 1	HOME	2- 0	1- 2	3- 0				
1- 1	0- 1	0- 0	AWAY	1- 0	0- 0	0- 0				
0- 0	0- 0	0- 0	NEUTRAL	0- 0	0- 0	0- 0				
5- 14	0- 3	0- 5	CONFERENCE	1- 3	0- 2	4- 1				
3- 6	0- 2	0- 2	HOME	1- 2	0- 0	2- 0				
2- 7	0- 1	0- 3	AWAY	0- 1	0- 2	2- 0				
0- 1	0- 0	0- 0	NEUTRAL	0- 0	0- 0	0- 1				

RPI 1-25				RPI 26-50				RPI 51-100				RPI 101+ Team's RPI: 146			
RPI	S	Opponent	Score	RPI	S	Opponent	Score	RPI	S	Opponent	Score	RPI	S	Opponent	Score
7	H	Iowa	61 81	29	A	Rutgers	61 74	51	H	Princeton	79 71	107	A	Minnesota	67 97
14	A	Maryland	67 79	29	H	Rutgers	61 69	78	H	American	80 59	115	A	Northwestern	63 78
14	H	Maryland	61 77	40	H	California	58 75	86	A	Fordham	72 55	120	H	Providence	74 72
21	A	Florida St.	58 87	41	A	Michigan St.	48 57	90	H	Purdue	72 61	136	H	Duquesne	58 64
				45	H	Michigan	62 66	94	H	Nebraska	74 79	138	H	Stony Brook	70 81
				46	A	Indiana	75 83	100	A	Ohio St.	73 78	184	A	Wisconsin	65 59
								100	H	Ohio St.	71 76	184	H	Wisconsin	71 64
												184	N	Wisconsin	57 65
												222	H	North Dakota	75 68
												226	A	Illinois	76 65
												226	H	Illinois	62 48
												234	H	Jacksonville	80 61
												260	H	St. Bonaventure	80 65
LAST 12 Division I GAMES:															
184	N	Wisconsin	57 65	45	H	Michigan	62 66								
94	H	Nebraska	74 79	100	A	Ohio St.	73 78								
226	A	Illinois	76 65	7	H	Iowa	61 81								
90	H	Purdue	72 61	41	A	Michigan St.	48 57								
107	A	Minnesota	67 97	29	H	Rutgers	61 69								
115	A	Northwestern	63 78	184	A	Wisconsin	65 59								

Non-Div I Games:

Penn St.

■ Loss,
■ Non-Conf,
■ S Site,
■ H Home
■ A Away
N Neutral

Pepperdine

Through Games Of March 12, 2019

Average RPI Win:	196	WON-LOST	WINNING	LAST 10	STRENGTH OF	OPP. STRENGTH	TEAM	ADJ.	CONF.	ADJ CONF.
Average RPI Loss:	100	RECORD	PCT. RANK	GAMES	SCHEDULE	OF SCHEDULE	RPI	RPI	RPI	RPI
DIV. I ONLY	19- 11	101	1- 1	178	90	97	97	7	7	
DIV. I NON-CONF.	6- 4	125	0- 0	345	216	214	214	7	7	
TOTALS	RPI 1-25	RPI 26-50	W-L RECORDS	RPI 51-100	RPI 101-150	RPI 150+				
19- 11	1- 4	1- 1	OVERALL	2- 1	2- 2	13- 3				
9- 1	1- 1	1- 0	HOME	1- 0	1- 0	5- 0				
7- 8	0- 2	0- 1	AWAY	0- 1	1- 2	6- 2				
3- 2	0- 1	0- 0	NEUTRAL	1- 0	0- 0	2- 1				
6- 4	0- 0	0- 0	NON-CONFERENCE	0- 0	0- 2	6- 2				
1- 0	0- 0	0- 0	HOME	0- 0	0- 0	1- 0				
3- 3	0- 0	0- 0	AWAY	0- 0	0- 2	3- 1				
2- 1	0- 0	0- 0	NEUTRAL	0- 0	0- 0	2- 1				
13- 7	1- 4	1- 1	CONFERENCE	2- 1	2- 0	7- 1				
8- 1	1- 1	1- 0	HOME	1- 0	1- 0	4- 0				
4- 5	0- 2	0- 1	AWAY	0- 1	1- 0	3- 1				
1- 1	0- 1	0- 0	NEUTRAL	1- 0	0- 0	0- 0				

RPI S Opponent	Score	RPI S Opponent	Score	RPI S Opponent	Score	RPI S Opponent	Score
13 A Gonzaga	60 83	49 A Saint Mary's (CA)	68 79	98 A Pacific	67 78	105 A Loyola Marymount	73 55
13 H Gonzaga	54 79	49 H Saint Mary's (CA)	77 72	98 H Pacific	96 76	105 H Loyola Marymount	95 86
25 A BYU	58 83			98 N Pacific	87 84	108 A Idaho St.	63 65
25 H BYU	79 65					120 A Providence	47 66
25 N BYU	63 68					164 A Santa Clara	76 74
						164 H Santa Clara	74 48
						175 A Colorado	65 80
						192 A Portland	63 85
						192 H Portland	82 68
						199 A Hawaii	65 64
						244 N Northern Ky.	51 46
						250 A San Francisco	72 66
						250 H San Francisco	69 50
						264 N Sacramento St.	113 97
						271 A San Diego	74 55
						271 H San Diego	88 65
						284 N La Salle	55 62
						313 H Weber St.	68 47
						319 A Cal Poly	70 63
						337 A Seattle U	78 64
LAST 12 Division I GAMES:							
98 N Pacific	87 84	105 A Loyola Marymount	73 55				
25 N BYU	63 68	164 A Santa Clara	76 74				
192 A Portland	63 85	250 A San Francisco	72 66				
13 A Gonzaga	60 83	25 H BYU	79 65				
49 H Saint Mary's (CA)	77 72	271 H San Diego	88 65				
98 H Pacific	96 76	98 A Pacific	67 78				

Non-Div I Games: Cal St. L.A. 80 56

Pepperdine

Loss, Non-Conf, S Site, H Home A Away N Neutral

Average RPI Win:	143	WON-LOST	WINNING	LAST 10	STRENGTH OF	OPP. STRENGTH	TEAM	ADJ.	CONF.	ADJ CONF.
Average RPI Loss:	56	RECORD	PCT. RANK	GAMES	SCHEDULE	OF SCHEDULE	RPI	RPI	RPI	RPI
DIV. I ONLY	11- 20	255	0- 1	17	19	127	127	1	1	
DIV. I NON-CONF.	9- 5	104	0- 0	63	121	83	83	1	1	
TOTALS	RPI 1-25	RPI 26-50	W-L RECORDS	RPI 51-100	RPI 101-150	RPI 150+				
11- 20	0- 9	1- 1	OVERALL	3- 7	4- 2	3- 1				
6- 10	0- 4	1- 1	HOME	2- 3	1- 2	2- 0				
3- 8	0- 5	0- 0	AWAY	0- 3	3- 0	0- 0				
2- 2	0- 0	0- 0	NEUTRAL	1- 1	0- 0	1- 1				
9- 5	0- 1	0- 0	NON-CONFERENCE	3- 2	3- 1	3- 1				
5- 3	0- 1	0- 0	HOME	2- 1	1- 1	2- 0				
2- 1	0- 0	0- 0	AWAY	0- 1	2- 0	0- 0				
2- 1	0- 0	0- 0	NEUTRAL	1- 0	0- 0	1- 1				
2- 15	0- 8	1- 1	CONFERENCE	0- 5	1- 1	0- 0				
1- 7	0- 3	1- 1	HOME	0- 2	0- 1	0- 0				
1- 7	0- 5	0- 0	AWAY	0- 2	1- 0	0- 0				
0- 1	0- 0	0- 0	NEUTRAL	0- 1	0- 0	0- 0				

RPI S	Opponent	Score	RPI S	Opponent	Score	RPI S	Opponent	Score	RPI S	Opponent	Score	Team's RPI: 127
1	A Notre Dame	44 100	36	H North Carolina	91 78	65	N Arkansas	61 54	113	H UNCW	60 56	
3	A Louisville	42 70	50	H Clemson	59 65	66	A Georgia Tech	55 67	115	A Northwestern	52 49	
3	H Louisville	40 67				69	A Georgetown	41 70	122	H Youngstown St.	55 64	
9	A NC State	34 63				73	H Virginia Tech	58 74	132	H Boston College	55 59	
10	A Syracuse	63 90				76	H Cincinnati	65 48	136	A Duquesne	66 58	
10	H Syracuse	50 82				79	A Duke	55 74	150	A Wake Forest	70 64	
15	H UCF	58 61				79	N Duke	64 86	184	N Wisconsin	42 57	
18	H Miami (FL)	51 65				81	H West Virginia	43 77	208	H Saint Francis (PA)	78 75	
21	A Florida St.	46 78				86	H Fordham	65 62	282	H New Orleans	90 38	
						96	H Virginia	57 74	303	N Tennessee St.	78 56	
LAST 12 Division I GAMES:												
79	N Duke	64 86	18	H Miami (FL)	51 65							
3	H Louisville	40 67	66	A Georgia Tech	55 67							
150	A Wake Forest	70 64	79	A Duke	55 74							
10	A Syracuse	63 90	73	H Virginia Tech	58 74							
21	A Florida St.	46 78	3	A Louisville	42 70							
36	H North Carolina	91 78	96	H Virginia	57 74							

Non-Div I Games:

Pittsburgh

■ Loss,
■ Non-Conf, S Site,
■ Home
■ Away
N Neutral

Portland

Through Games Of March 12, 2019

Average RPI Win:	243	WON-LOST	WINNING	LAST 10	STRENGTH OF	OPP. STRENGTH	TEAM	ADJ.	CONF.	ADJ CONF.
Average RPI Loss:	96	RECORD	PCT. RANK	GAMES	SCHEDULE	OF SCHEDULE	RPI	RPI	RPI	RPI
DIV. I ONLY	11- 17	233	0- 1	132	111	192	192	7	7	
DIV. I NON-CONF.	6- 3	91	0- 0	215	328	140	140	7	7	
TOTALS	RPI 1-25	RPI 26-50	W-L RECORDS	RPI 51-100	RPI 101-150	RPI 150+				
11- 17	0- 4	0- 2	OVERALL	1- 4	0- 3	10- 4				
6- 7	0- 2	0- 1	HOME	1- 1	0- 1	5- 2				
5- 8	0- 2	0- 1	AWAY	0- 2	0- 2	5- 1				
0- 2	0- 0	0- 0	NEUTRAL	0- 1	0- 0	0- 1				
6- 3	0- 0	0- 0	NON-CONFERENCE	0- 1	0- 1	6- 1				
3- 1	0- 0	0- 0	HOME	0- 0	0- 0	3- 1				
3- 1	0- 0	0- 0	AWAY	0- 0	0- 1	3- 0				
0- 1	0- 0	0- 0	NEUTRAL	0- 1	0- 0	0- 0				
5- 14	0- 4	0- 2	CONFERENCE	1- 3	0- 2	4- 3				
3- 6	0- 2	0- 1	HOME	1- 1	0- 1	2- 1				
2- 7	0- 2	0- 1	AWAY	0- 2	0- 1	2- 1				
0- 1	0- 0	0- 0	NEUTRAL	0- 0	0- 0	0- 1				

RPI 1-25				RPI 26-50				RPI 51-100				RPI 101+ Team's RPI: 192			
RPI	S	Opponent	Score	RPI	S	Opponent	Score	RPI	S	Opponent	Score	RPI	S	Opponent	Score
13	A	Gonzaga	71 97	49	A	Saint Mary's (CA)	85 113	82	N	Arizona	70 92	105	A	Loyola Marymount	58 76
13	H	Gonzaga	62 93	49	H	Saint Mary's (CA)	91 98	97	A	Pepperdine	68 82	105	H	Loyola Marymount	54 70
25	A	BYU	71 79					97	H	Pepperdine	85 63	123	A	Portland St.	79 92
25	H	BYU	69 70					98	A	Pacific	77 87	164	A	Santa Clara	68 106
								98	H	Pacific	66 76	164	H	Santa Clara	66 72
												176	H	UC Irvine	69 84
												179	H	Utah St.	61 54
												199	A	Hawaii	72 65
												250	A	San Francisco	69 66
												250	H	San Francisco	78 73
												250	N	San Francisco	69 76
												261	H	Cal St. Fullerton	83 74
												271	A	San Diego	69 60
												271	H	San Diego	96 74
												289	A	Utah Valley	65 60
												296	H	Air Force	79 60
												313	A	Weber St.	89 73
LAST 12 Division I GAMES:															
250	N	San Francisco	69 76	25	H	BYU	69 70	13	H	Gonzaga	62 93				
97	H	Pepperdine	85 63	98	A	Pacific	77 87	49	A	Saint Mary's (CA)	85 113				
105	H	Loyola Marymount	54 70	250	H	San Francisco	78 73	164	H	Santa Clara	66 72				
164	A	Santa Clara	68 106												
250	A	San Francisco	69 66												
271	H	San Diego	96 74												

Non-Div I Games: Warner Pacific 98 63 Willamette 82 27

Portland

Loss, Non-Conf, S Site, H Home A Away N Neutral

Portland St.

Through Games Of March 12, 2019

Average RPI Win:	227	WON-LOST	WINNING	LAST 10	STRENGTH OF	OPP. STRENGTH	TEAM	ADJ.	CONF.	ADJ CONF.
Average RPI Loss:	123	RECORD	PCT. RANK	GAMES	SCHEDULE	OF SCHEDULE	RPI	RPI	RPI	RPI
DIV. I ONLY	22- 7	43	1- 0	277	201	123	123	16	16	
DIV. I NON-CONF.	7- 1	30	0- 0	318	318	148	148	13	13	
TOTALS	RPI 1-25	RPI 26-50	W-L RECORDS	RPI 51-100	RPI 101-150	RPI 150+				
22- 7	0- 0	0- 0	OVERALL	1- 2	4- 3	17- 2				
13- 3	0- 0	0- 0	HOME	1- 1	2- 1	10- 1				
8- 4	0- 0	0- 0	AWAY	0- 1	1- 2	7- 1				
1- 0	0- 0	0- 0	NEUTRAL	0- 0	1- 0	0- 0				
7- 1	0- 0	0- 0	NON-CONFERENCE	1- 0	0- 0	6- 1				
5- 1	0- 0	0- 0	HOME	1- 0	0- 0	4- 1				
2- 0	0- 0	0- 0	AWAY	0- 0	0- 0	2- 0				
0- 0	0- 0	0- 0	NEUTRAL	0- 0	0- 0	0- 0				
15- 6	0- 0	0- 0	CONFERENCE	0- 2	4- 3	11- 1				
8- 2	0- 0	0- 0	HOME	0- 1	2- 1	6- 0				
6- 4	0- 0	0- 0	AWAY	0- 1	1- 2	5- 1				
1- 0	0- 0	0- 0	NEUTRAL	0- 0	1- 0	0- 0				

RPI S	Opponent	Score	RPI S	Opponent	Score	RPI S	Opponent	Score	RPI S	Opponent	Score	Team's RPI: 123
						80	A Idaho	78 80	108	A Idaho St.	54 72	
						80	H Idaho	68 81	108	H Idaho St.	57 58	
						84	H UC Davis	65 50	121	A Northern Colo.	63 79	
									121	H Northern Colo.	85 66	
									147	A Montana St.	68 55	
									147	H Montana St.	55 53	
									147	N Montana St.	68 56	
									176	H UC Irvine	68 73	
									185	A Montana	70 73	
									185	H Montana	78 60	
									192	H Portland	92 79	
									195	A Eastern Wash.	76 64	
									195	H Eastern Wash.	76 57	
									202	H UNLV	58 49	
									221	A Northern Ariz.	74 59	
									221	H Northern Ariz.	72 55	
									264	A Sacramento St.	75 57	
									264	H Sacramento St.	74 58	
									267	A UTEP	89 61	
									269	A Southern Utah	81 56	
									269	H Southern Utah	63 49	
									299	H San Jose St.	80 51	
									313	A Weber St.	77 59	
									313	H Weber St.	65 38	
									337	H Seattle U	68 43	
									341	A Grand Canyon	60 55	
LAST 12 Division I GAMES:												
			147	N Montana St.	68 56		108	A Idaho St.	54 72			
			147	A Montana St.	68 55		269	A Southern Utah	81 56			
			185	A Montana	70 73		221	A Northern Ariz.	74 59			
			195	H Eastern Wash.	76 57		121	H Northern Colo.	85 66			
			80	H Idaho	68 81		264	H Sacramento St.	74 58			
			264	A Sacramento St.	75 57		108	H Idaho St.	57 58			

Non-Div I Games: Warner Pacific 102 49

Portland St.

Loss, Non-Conf, S Site, H Home A Away N Neutral

Prairie View

Through Games Of March 12, 2019

Average RPI Win:	289	WON-LOST	WINNING	LAST 10	STRENGTH OF	OPP. STRENGTH	TEAM	ADJ.	CONF.	ADJ CONF.
Average RPI Loss:	150	RECORD	PCT. RANK	GAMES	SCHEDULE	OF SCHEDULE	RPI	RPI	RPI	RPI
DIV. I ONLY	15- 12	141	1- 0	287	304	186	186	29	29	
DIV. I NON-CONF.	1- 7	319	0- 0	43	30	212	212	28	28	
TOTALS	RPI 1-25	RPI 26-50	W-L RECORDS	RPI 51-100	RPI 101-150	RPI 150+				
15- 12	0- 2	0- 1	OVERALL	0- 1	0- 1	15- 7				
8- 3	0- 0	0- 1	HOME	0- 0	0- 0	8- 2				
6- 9	0- 2	0- 0	AWAY	0- 1	0- 1	6- 5				
1- 0	0- 0	0- 0	NEUTRAL	0- 0	0- 0	1- 0				
1- 7	0- 2	0- 1	NON-CONFERENCE	0- 1	0- 1	1- 2				
0- 1	0- 0	0- 1	HOME	0- 0	0- 0	0- 0				
0- 6	0- 2	0- 0	AWAY	0- 1	0- 1	0- 2				
1- 0	0- 0	0- 0	NEUTRAL	0- 0	0- 0	1- 0				
14- 5	0- 0	0- 0	CONFERENCE	0- 0	0- 0	14- 5				
8- 2	0- 0	0- 0	HOME	0- 0	0- 0	8- 2				
6- 3	0- 0	0- 0	AWAY	0- 0	0- 0	6- 3				
0- 0	0- 0	0- 0	NEUTRAL	0- 0	0- 0	0- 0				

RPI 1-25				RPI 26-50				RPI 51-100				RPI 101+ Team's RPI: 186			
RPI	S	Opponent	Score	RPI	S	Opponent	Score	RPI	S	Opponent	Score	RPI	S	Opponent	Score
11	A	Iowa St.	46 94	35	H	Rice	58 68	65	A	Arkansas	44 71	143	A	Oklahoma St.	50 70
17	A	Texas A&M	57 70									170	A	Southern U.	55 54
												170	H	Southern U.	63 52
												175	A	Colorado	38 79
												201	A	Grambling	57 73
												201	H	Grambling	63 64
												228	A	Texas Southern	67 73
												228	H	Texas Southern	44 52
												229	A	UTRGV	50 57
												249	A	Jackson St.	89 80
												249	H	Jackson St.	76 57
												268	A	Alabama St.	59 67
												268	H	Alabama St.	71 59
												274	N	A&M-Corpus Christi	67 59
												301	A	Alabama A&M	72 69
												301	H	Alabama A&M	77 65
												301	H	Alabama A&M	69 56
												329	A	Mississippi Val.	75 65
												329	H	Mississippi Val.	91 55
												348	A	Ark.-Pine Bluff	80 41
												348	H	Ark.-Pine Bluff	79 46
												350	A	Alcorn	82 61
												350	H	Alcorn	90 61
LAST 12 Division I GAMES:															
301	H	Alabama A&M	69 56	329	H	Mississippi Val.	91 55								
350	H	Alcorn	90 61	201	A	Grambling	57 73								
170	H	Southern U.	63 52	249	A	Jackson St.	89 80								
268	A	Alabama St.	59 67	228	A	Texas Southern	67 73								
301	A	Alabama A&M	72 69	268	H	Alabama St.	71 59								
348	H	Ark.-Pine Bluff	79 46	301	H	Alabama A&M	77 65								

Non-Div I Games: Jarvis Christian 117 32 Arlington Baptist 105 31

Prairie View

Loss, Non-Conf, S Site, H Home A Away N Neutral

Presbyterian

Through Games Of March 12, 2019

Average RPI Win:	317	WON-LOST	WINNING	LAST 10	STRENGTH OF	OPP. STRENGTH	TEAM	ADJ.	CONF.	ADJ CONF.
Average RPI Loss:	191	RECORD	PCT. RANK	GAMES	SCHEDULE	OF SCHEDULE	RPI	RPI	RPI	RPI
DIV. I ONLY	7- 23	304	1- 0	301	300	320	320	27	27	
DIV. I NON-CONF.	2- 9	297	0- 0	289	262	322	322	29	29	
TOTALS	RPI 1-25	RPI 26-50	W-L RECORDS	RPI 51-100	RPI 101-150	RPI 150+				
7- 23	0- 0	0- 0	OVERALL	0- 5	0- 2	7- 16				
3- 9	0- 0	0- 0	HOME	0- 2	0- 0	3- 7				
4- 14	0- 0	0- 0	AWAY	0- 3	0- 2	4- 9				
0- 0	0- 0	0- 0	NEUTRAL	0- 0	0- 0	0- 0				
2- 9	0- 0	0- 0	NON-CONFERENCE	0- 1	0- 2	2- 6				
1- 2	0- 0	0- 0	HOME	0- 0	0- 0	1- 2				
1- 7	0- 0	0- 0	AWAY	0- 1	0- 2	1- 4				
0- 0	0- 0	0- 0	NEUTRAL	0- 0	0- 0	0- 0				
5- 14	0- 0	0- 0	CONFERENCE	0- 4	0- 0	5- 10				
2- 7	0- 0	0- 0	HOME	0- 2	0- 0	2- 5				
3- 7	0- 0	0- 0	AWAY	0- 2	0- 0	3- 5				
0- 0	0- 0	0- 0	NEUTRAL	0- 0	0- 0	0- 0				

RPI 1-25			RPI 26-50			RPI 51-100				RPI 101+			Team's RPI: 320		
RPI	S	Opponent	Score	RPI	S	Opponent	Score	RPI	S	Opponent	Score	RPI	S	Opponent	Score
								56	A	Tennessee	49 97	111	A	Georgia	59 83
								83	A	Radford	49 59	113	A	UNCW	48 63
								83	H	Radford	43 48	153	A	Davidson	56 83
								95	A	High Point	40 79	180	A	UNC Asheville	45 51
								95	H	High Point	63 70	180	H	UNC Asheville	43 52
												190	A	Furman	68 76
												193	A	Hampton	62 79
												193	H	Hampton	68 82
												206	A	Vanderbilt	43 78
												212	A	Campbell	46 51
												238	A	Gardner-Webb	62 67
												238	H	Gardner-Webb	58 66
												254	H	Wofford	61 50
												285	H	Ga. Southern	68 69
												288	A	Samford	54 75
												292	H	Charleston So.	55 63
												295	A	Col. of Charleston	71 65
												297	H	South Carolina St.	48 57
												305	A	Winthrop	64 52
												305	A	Winthrop	52 55
												305	H	Winthrop	54 62
												338	A	Longwood	64 60
												338	H	Longwood	81 66
												343	A	USC Upstate	66 58
												343	H	USC Upstate	70 54
LAST 12 Division I GAMES:															
				305	A	Winthrop	64 52			95	H	High Point	63 70		
				83	H	Radford	43 48			180	A	UNC Asheville	45 51		
				238	A	Gardner-Webb	62 67			305	H	Winthrop	54 62		
				338	A	Longwood	64 60			193	A	Hampton	62 79		
				193	H	Hampton	68 82			292	H	Charleston So.	55 63		
				343	A	USC Upstate	66 58			180	H	UNC Asheville	43 52		

Non-Div I Games:

Presbyterian

Loss, Non-Conf, S Site, H Home A Away N Neutral

Average RPI Win: 181		WON-LOST	WINNING	LAST 10	STRENGTH OF		OPP. STRENGTH	TEAM	ADJ.	CONF.	ADJ CONF.
Average RPI Loss: 91		RECORD	PCT. RANK	GAMES	SCHEDULE		OF SCHEDULE	RPI	RPI	RPI	RPI
DIV. I ONLY		20- 9	68	1- 0	70		116	51	51	11	11
DIV. I NON-CONF.		8- 7	160	0- 0	57		72	73	73	11	11
<hr/>											
TOTALS	RPI 1-25	RPI 26-50		W-L RECORDS		RPI 51-100	RPI 101-150		RPI 150+		
20- 9	0- 2	1- 1		OVERALL		3- 2	3- 3		13- 1		
8- 3	0- 0	1- 0		HOME		1- 1	1- 2		5- 0		
12- 3	0- 0	0- 0		AWAY		2- 1	2- 1		8- 1		
0- 3	0- 2	0- 1		NEUTRAL		0- 0	0- 0		0- 0		
8- 7	0- 2	1- 1		NON-CONFERENCE		0- 1	2- 2		5- 1		
3- 1	0- 0	1- 0		HOME		0- 0	1- 1		1- 0		
5- 3	0- 0	0- 0		AWAY		0- 1	1- 1		4- 1		
0- 3	0- 2	0- 1		NEUTRAL		0- 0	0- 0		0- 0		
12- 2	0- 0	0- 0		CONFERENCE		3- 1	1- 1		8- 0		
5- 2	0- 0	0- 0		HOME		1- 1	0- 1		4- 0		
7- 0	0- 0	0- 0		AWAY		2- 0	1- 0		4- 0		
0- 0	0- 0	0- 0		NEUTRAL		0- 0	0- 0		0- 0		

RPI 1-25			RPI 26-50			RPI 51-100			Team's RPI: 51	RPI 101+		
RPI	S	Opponent	Score	RPI	S	Opponent	Score	RPI	S	Opponent	Score	
10	N	Syracuse	61 92	32	N	Kansas St.	61 80	55	A	Villanova	46 67	103 A Hartford 75 38
20	N	DePaul	67 82	39	H	Quinnipiac	54 42	60	A	Penn	68 53	119 H Marist 60 57
								60	H	Penn	60 66	137 A Yale 80 68
								88	A	Harvard	75 71	137 H Yale 86 96
								88	H	Harvard	61 58	142 H Seton Hall 66 70
												146 A Penn St. 71 79
												153 H Davidson 65 57
												171 A Rider 89 65
												196 A Cornell 75 46
												196 H Cornell 68 64
												210 A Dartmouth 82 75
												210 H Dartmouth 64 47
												216 A Monmouth 79 47
												219 A George Washington 49 64
												247 A St. Francis Brooklyn 83 64
												251 A Columbia 79 64
												251 H Columbia 65 59
												281 A Brown 88 68
												281 H Brown 93 74
												316 A New Hampshire 90 42
LAST 12 Division I GAMES:												
137	A	Yale	80 68	196	H	Cornell	68 64					
281	A	Brown	88 68	210	A	Dartmouth	82 75					
88	H	Harvard	61 58	88	A	Harvard	75 71					
210	H	Dartmouth	64 47	281	H	Brown	93 74					
60	A	Penn	68 53	137	H	Yale	86 96					
251	H	Columbia	65 59	196	A	Cornell	75 46					

Non-Div I Games:

Princeton

■ Loss,
■ Non-Conf,
■ S Site,
■ H Home
■ A Away
N Neutral

Providence

Through Games Of March 12, 2019

Average RPI Win:	170	WON-LOST	WINNING	LAST 10	STRENGTH OF	OPP. STRENGTH	TEAM	ADJ.	CONF.	ADJ CONF.
Average RPI Loss:	78	RECORD	PCT. RANK	GAMES	SCHEDULE	OF SCHEDULE	RPI	RPI	RPI	RPI
DIV. I ONLY	17- 15	160	1- 1	82	73	120	120	6	6	
DIV. I NON-CONF.	8- 4	91	0- 0	226	202	149	149	4	4	
TOTALS	RPI 1-25	RPI 26-50	W-L RECORDS	RPI 51-100	RPI 101-150	RPI 150+				
17- 15	0- 5	0- 1	OVERALL	5- 4	4- 4	8- 1				
9- 7	0- 2	0- 1	HOME	3- 2	2- 2	4- 0				
6- 8	0- 3	0- 0	AWAY	2- 2	2- 2	2- 1				
2- 0	0- 0	0- 0	NEUTRAL	0- 0	0- 0	2- 0				
8- 4	0- 0	0- 1	NON-CONFERENCE	1- 0	2- 2	5- 1				
5- 2	0- 0	0- 1	HOME	1- 0	1- 1	3- 0				
2- 2	0- 0	0- 0	AWAY	0- 0	1- 1	1- 1				
1- 0	0- 0	0- 0	NEUTRAL	0- 0	0- 0	1- 0				
9- 11	0- 5	0- 0	CONFERENCE	4- 4	2- 2	3- 0				
4- 5	0- 2	0- 0	HOME	2- 2	1- 1	1- 0				
4- 6	0- 3	0- 0	AWAY	2- 2	1- 1	1- 0				
1- 0	0- 0	0- 0	NEUTRAL	0- 0	0- 0	1- 0				

RPI 1-25				RPI 26-50				RPI 51-100				RPI 101+ Team's RPI: 120			
RPI	S	Opponent	Score	RPI	S	Opponent	Score	RPI	S	Opponent	Score	RPI	S	Opponent	Score
12	A	Marquette	46 85	39	H	Quinnipiac	44 48	55	A	Villanova	33 53	101	H	Northeastern	59 65
12	H	Marquette	57 80					55	H	Villanova	67 61	114	A	St. John's (NY)	67 66
20	A	DePaul	60 85					69	A	Georgetown	56 61	114	H	St. John's (NY)	57 60
20	A	DePaul	62 88					69	H	Georgetown	52 68	132	A	Boston College	61 57
20	H	DePaul	61 76					74	A	Butler	66 63	137	H	Yale	59 42
								74	H	Butler	74 68	142	A	Seton Hall	73 79
								93	A	Creighton	77 63	142	H	Seton Hall	82 75
								93	H	Creighton	64 73	146	A	Penn St.	72 74
								97	H	Pepperdine	66 47	181	H	Sacred Heart	62 52
												217	A	Xavier	63 55
												217	H	Xavier	71 58
												217	N	Xavier	70 62
												244	H	Northern Ky.	48 43
												257	A	Rhode Island	65 72
												284	H	La Salle	77 47
												293	N	Bryant	72 64
												327	A	UMass Lowell	71 47
LAST 12 Division I GAMES:															
217	N	Xavier	70 62	74	A	Butler	66 63								
20	A	DePaul	60 85	217	A	Xavier	63 55								
293	N	Bryant	72 64	114	H	St. John's (NY)	57 60								
12	H	Marquette	57 80	142	H	Seton Hall	82 75								
20	H	DePaul	61 76	69	A	Georgetown	56 61								
93	H	Creighton	64 73	55	A	Villanova	33 53								

Non-Div I Games:

Providence

Loss, Non-Conf, S Site, H Home A Away N Neutral

Average RPI Win:	150	WON-LOST	WINNING	LAST 10	STRENGTH OF	OPP. STRENGTH	TEAM	ADJ.	CONF.	ADJ CONF.
Average RPI Loss:	64	RECORD	PCT. RANK	GAMES	SCHEDULE	OF SCHEDULE	RPI	RPI	RPI	RPI
DIV. I ONLY	19- 15	140	1- 0	51	50	90	90	4	4	
DIV. I NON-CONF.	9- 4	85	0- 0	114	65	87	87	6	6	
TOTALS	RPI 1-25	RPI 26-50	W-L RECORDS	RPI 51-100	RPI 101-150	RPI 150+				
19- 15	2- 4	2- 5	OVERALL	3- 2	3- 3	9- 1				
13- 4	2- 2	2- 0	HOME	2- 1	1- 1	6- 0				
3- 8	0- 1	0- 4	AWAY	0- 1	2- 1	1- 1				
3- 3	0- 1	0- 1	NEUTRAL	1- 0	0- 1	2- 0				
9- 4	1- 2	0- 1	NON-CONFERENCE	1- 0	0- 1	7- 0				
7- 1	1- 1	0- 0	HOME	1- 0	0- 0	5- 0				
1- 1	0- 0	0- 1	AWAY	0- 0	0- 0	1- 0				
1- 2	0- 1	0- 0	NEUTRAL	0- 0	0- 1	1- 0				
10- 11	1- 2	2- 4	CONFERENCE	2- 2	3- 2	2- 1				
6- 3	1- 1	2- 0	HOME	1- 1	1- 1	1- 0				
2- 7	0- 1	0- 3	AWAY	0- 1	2- 1	0- 1				
2- 1	0- 0	0- 1	NEUTRAL	1- 0	0- 0	1- 0				

RPI 1-25				RPI 26-50				RPI 51-100 Team's RPI: 90				RPI 101+			
RPI	S	Opponent	Score	RPI	S	Opponent	Score	RPI	S	Opponent	Score	RPI	S	Opponent	Score
6	N	UConn	40 86	29	A	Rutgers	63 65	88	H	Harvard	66 65	107	A	Minnesota	64 53
7	A	Iowa	58 72	29	N	Rutgers	49 64	94	A	Nebraska	61 67	107	H	Minnesota	45 65
7	H	Iowa	62 57	34	A	Ohio	73 80	94	H	Nebraska	64 84	114	N	St. John's (NY)	62 68
14	H	Maryland	55 58	41	A	Michigan St.	66 74	94	N	Nebraska	75 71	115	A	Northwestern	57 54
18	H	Miami (FL)	74 63	45	H	Michigan	71 70	100	H	Ohio St.	60 42	115	H	Northwestern	61 58
19	H	South Carolina	73 82	46	A	Indiana	51 73					146	A	Penn St.	61 72
				46	H	Indiana	56 53					151	H	Bradley	74 61
												184	A	Wisconsin	69 76
												215	A	Ball St.	80 38
												226	H	Illinois	72 50
												226	N	Illinois	72 60
												235	H	Albany (NY)	53 41
												237	N	Ole Miss	70 59
												240	H	Western Ill.	81 60
												253	H	Loyola Chicago	65 41
												334	H	Purdue Fort Wayne	78 44
LAST 12 Division I GAMES:															
				226	N	Illinois	72 60	115	H	Northwestern	61 58				
				94	N	Nebraska	75 71	107	H	Minnesota	45 65				
				29	N	Rutgers	49 64	94	A	Nebraska	61 67				
				46	A	Indiana	51 73	226	H	Illinois	72 50				
				14	H	Maryland	55 58	41	A	Michigan St.	66 74				
				146	A	Penn St.	61 72	94	H	Nebraska	64 84				

Non-Div I Games:

Purdue

■ Loss,
■ Non-Conf,
■ S Site,
■ H Home
■ A Away
N Neutral

Average RPI Win:	286	WON-LOST	WINNING	LAST 10	STRENGTH OF	OPP. STRENGTH	TEAM	ADJ.	CONF.	ADJ CONF.
Average RPI Loss:	184	RECORD	PCT. RANK	GAMES	SCHEDULE	OF SCHEDULE	RPI	RPI	RPI	RPI
DIV. I ONLY	4- 22	336	0- 1	290	225	334	334	19	19	
DIV. I NON-CONF.	1- 8	322	0- 0	339	304	349	349	18	18	
TOTALS	RPI 1-25	RPI 26-50	W-L RECORDS	RPI 51-100	RPI 101-150	RPI 150+				
4- 22	0- 0	0- 5	OVERALL	0- 1	0- 0	4- 16				
3- 8	0- 0	0- 2	HOME	0- 0	0- 0	3- 6				
1- 13	0- 0	0- 2	AWAY	0- 1	0- 0	1- 10				
0- 1	0- 0	0- 1	NEUTRAL	0- 0	0- 0	0- 0				
1- 8	0- 0	0- 0	NON-CONFERENCE	0- 1	0- 0	1- 7				
0- 3	0- 0	0- 0	HOME	0- 0	0- 0	0- 3				
1- 5	0- 0	0- 0	AWAY	0- 1	0- 0	1- 4				
0- 0	0- 0	0- 0	NEUTRAL	0- 0	0- 0	0- 0				
3- 14	0- 0	0- 5	CONFERENCE	0- 0	0- 0	3- 9				
3- 5	0- 0	0- 2	HOME	0- 0	0- 0	3- 3				
0- 8	0- 0	0- 2	AWAY	0- 0	0- 0	0- 6				
0- 1	0- 0	0- 1	NEUTRAL	0- 0	0- 0	0- 0				

RPI 1-25				RPI 26-50				RPI 51-100				RPI 101+ Team's RPI: 334			
RPI	S	Opponent	Score	RPI	S	Opponent	Score	RPI	S	Opponent	Score	RPI	S	Opponent	Score
				26	A	South Dakota St.	68 92	90	A	Purdue	44 78	158	A	Oral Roberts	56 66
				26	H	South Dakota St.	52 85					158	H	Oral Roberts	61 72
				26	N	South Dakota St.	50 88					165	A	Denver	62 82
				38	A	South Dakota	51 69					165	H	Denver	70 55
				38	H	South Dakota	49 71					194	H	Eastern Mich.	72 87
												198	A	Milwaukee	48 70
												222	A	North Dakota	60 79
												222	H	North Dakota	58 74
												239	H	SIUE	49 57
												240	A	Western Ill.	59 73
												240	H	Western Ill.	61 90
												253	A	Loyola Chicago	67 81
												262	A	Western Mich.	61 69
												294	A	Eastern Ill.	63 72
												310	H	Valparaiso	64 68
												323	A	North Dakota St.	54 70
												323	H	North Dakota St.	66 46
												326	A	Omaha	61 70
												326	H	Omaha	56 48
												330	A	Evansville	72 66
LAST 12 Division I GAMES:															
				26	N	South Dakota St.	50 88	240	H	Western Ill.	61 90				
				323	H	North Dakota St.	66 46	38	H	South Dakota	49 71				
				222	H	North Dakota	58 74	158	A	Oral Roberts	56 66				
				26	A	South Dakota St.	68 92	165	H	Denver	70 55				
				326	A	Omaha	61 70	326	H	Omaha	56 48				
				165	A	Denver	62 82	240	A	Western Ill.	59 73				

Non-Div I Games: Taylor (IN) 84 74 Goshen 86 45 Ind.-Kokomo 87 50

Purdue Fort Wayne

Loss, Non-Conf, S Site, H Home A Away N Neutral

Quinnipiac

Through Games Of March 12, 2019

Average RPI Win:	224	WON-LOST	WINNING	LAST 10	STRENGTH OF	OPP. STRENGTH	TEAM	ADJ.	CONF.	ADJ CONF.
Average RPI Loss:	33	RECORD	PCT. RANK	GAMES	SCHEDULE	OF SCHEDULE	RPI	RPI	RPI	RPI
DIV. I ONLY	26- 6	21	2- 0	97	203	39	39	26	26	
DIV. I NON-CONF.	5- 6	177	0- 0	18	9	57	57	27	27	
TOTALS	RPI 1-25	RPI 26-50	W-L RECORDS	RPI 51-100	RPI 101-150	RPI 150+				
26- 6	0- 1	0- 4	OVERALL	2- 1	4- 0	20- 0				
10- 2	0- 1	0- 1	HOME	0- 0	1- 0	9- 0				
12- 2	0- 0	0- 1	AWAY	2- 1	2- 0	8- 0				
4- 2	0- 0	0- 2	NEUTRAL	0- 0	1- 0	3- 0				
5- 6	0- 1	0- 4	NON-CONFERENCE	2- 1	1- 0	2- 0				
1- 2	0- 1	0- 1	HOME	0- 0	0- 0	1- 0				
3- 2	0- 0	0- 1	AWAY	2- 1	1- 0	0- 0				
1- 2	0- 0	0- 2	NEUTRAL	0- 0	0- 0	1- 0				
21- 0	0- 0	0- 0	CONFERENCE	0- 0	3- 0	18- 0				
9- 0	0- 0	0- 0	HOME	0- 0	1- 0	8- 0				
9- 0	0- 0	0- 0	AWAY	0- 0	1- 0	8- 0				
3- 0	0- 0	0- 0	NEUTRAL	0- 0	1- 0	2- 0				

RPI 1-25				RPI 26-50				RPI 51-100				RPI 101+			
RPI	S	Opponent	Score	RPI	S	Opponent	Score	RPI	S	Opponent	Score	RPI	S	Opponent	Score
15	H	UCF	45 47	27	H	Central Mich.	52 67	51	A	Princeton	42 54	119	A	Marist	76 69
				30	N	Texas	55 56	64	A	Drexel	56 52	119	H	Marist	78 66
				31	N	Missouri	51 65	88	A	Harvard	72 67	119	N	Marist	81 51
				43	A	Bucknell	58 75					120	A	Providence	48 44
												171	A	Rider	66 60
												171	H	Rider	72 56
												215	N	Ball St.	69 66
												216	A	Monmouth	58 46
												216	H	Monmouth	67 38
												216	N	Monmouth	80 42
												263	A	Manhattan	64 39
												263	H	Manhattan	59 42
												272	A	Niagara	96 55
												272	H	Niagara	62 42
												273	H	Richmond	65 48
												275	A	Siena	67 38
												275	H	Siena	68 31
												282	A	Fairfield	48 40
												282	H	Fairfield	81 36
												282	N	Fairfield	63 48
												287	A	Canisius	55 42
												287	H	Canisius	68 51
												325	A	Iona	76 39
												347	H	Saint Peter's	90 45
LAST 12 Division I GAMES:															
				282	N	Fairfield	63 48	263	H	Manhattan	59 42				
				216	N	Monmouth	80 42	119	H	Marist	78 66				
				119	N	Marist	81 51	171	A	Rider	66 60				
				215	N	Ball St.	69 66	282	A	Fairfield	48 40				
				31	N	Missouri	51 65	263	A	Manhattan	64 39				
				275	A	Siena	67 38	287	H	Canisius	68 51				

Non-Div I Games:

Quinnipiac

Loss, Non-Conf, S Site, H Home A Away N Neutral

Radford

Through Games Of March 12, 2019

Average RPI Win:	236	WON-LOST	WINNING	LAST 10	STRENGTH OF	OPP. STRENGTH	TEAM	ADJ.	CONF.	ADJ CONF.
Average RPI Loss:	120	RECORD	PCT. RANK	GAMES	SCHEDULE	OF SCHEDULE	RPI	RPI	RPI	RPI
DIV. I ONLY	22- 6	35	1- 0	230	268	83	83	27	27	
DIV. I NON-CONF.	5- 5	162	0- 0	105	70	110	110	29	29	
TOTALS	RPI 1-25	RPI 26-50	W-L RECORDS	RPI 51-100	RPI 101-150	RPI 150+				
22- 6	0- 1	0- 0	OVERALL	4- 2	0- 1	18- 2				
11- 1	0- 0	0- 0	HOME	1- 0	0- 1	10- 0				
10- 4	0- 1	0- 0	AWAY	3- 1	0- 0	7- 2				
1- 1	0- 0	0- 0	NEUTRAL	0- 1	0- 0	1- 0				
5- 5	0- 1	0- 0	NON-CONFERENCE	2- 2	0- 1	3- 1				
2- 1	0- 0	0- 0	HOME	0- 0	0- 1	2- 0				
2- 3	0- 1	0- 0	AWAY	2- 1	0- 0	0- 1				
1- 1	0- 0	0- 0	NEUTRAL	0- 1	0- 0	1- 0				
17- 1	0- 0	0- 0	CONFERENCE	2- 0	0- 0	15- 1				
9- 0	0- 0	0- 0	HOME	1- 0	0- 0	8- 0				
8- 1	0- 0	0- 0	AWAY	1- 0	0- 0	7- 1				
0- 0	0- 0	0- 0	NEUTRAL	0- 0	0- 0	0- 0				

RPI 1-25				RPI 26-50				RPI 51-100 Team's RPI: 83				RPI 101+			
RPI	S	Opponent	Score	RPI	S	Opponent	Score	RPI	S	Opponent	Score	RPI	S	Opponent	Score
9	A	NC State	58 75					73	A	Virginia Tech	44 55	129	H	Morehead St.	72 79
								91	A	VCU	54 49	166	N	Temple	56 50
								94	N	Nebraska	39 77	180	A	UNC Asheville	45 44
								95	A	High Point	84 79	180	H	UNC Asheville	60 46
								95	H	High Point	80 58	193	A	Hampton	54 68
								96	A	Virginia	57 44	193	H	Hampton	84 59
												212	A	Campbell	56 52
												212	H	Campbell	61 57
												223	A	Mt. St. Mary's	77 89
												238	H	Gardner-Webb	79 69
												242	H	ETSU	79 64
												292	A	Charleston So.	67 41
												297	H	South Carolina St.	61 31
												305	A	Winthrop	79 57
												305	H	Winthrop	70 49
												320	A	Presbyterian	48 43
												320	H	Presbyterian	59 49
												338	A	Longwood	68 34
												338	H	Longwood	81 52
												343	A	USC Upstate	82 41
												343	H	USC Upstate	55 43
LAST 12 Division I GAMES:															
320	A	Presbyterian	48 43	338	H	Longwood	81 52								
193	H	Hampton	84 59	95	A	High Point	84 79								
343	H	USC Upstate	55 43	238	H	Gardner-Webb	79 69								
180	A	UNC Asheville	45 44	343	A	USC Upstate	82 41								
212	H	Campbell	61 57	212	A	Campbell	56 52								
305	A	Winthrop	79 57	320	H	Presbyterian	59 49								

Non-Div I Games: Shepherd 60 46

Radford

■ Loss,
 ■ Non-Conf,
 ■ S Site,
 ■ Home
 ■ A Away
 N Neutral

Average RPI Win:	211	WON-LOST	WINNING	LAST 10	STRENGTH OF	OPP. STRENGTH	TEAM	ADJ.	CONF.	ADJ CONF.
Average RPI Loss:	157	RECORD	PCT. RANK	GAMES	SCHEDULE	OF SCHEDULE	RPI	RPI	RPI	RPI
DIV. I ONLY	8- 21	284	0- 1	171	165	257	257	17	17	
DIV. I NON-CONF.	5- 7	206	0- 0	92	148	165	165	16	16	
TOTALS	RPI 1-25	RPI 26-50	W-L RECORDS	RPI 51-100	RPI 101-150	RPI 150+				
8- 21	0- 1	0- 1	OVERALL	0- 3	1- 6	7- 10				
3- 11	0- 0	0- 0	HOME	0- 2	1- 4	2- 5				
5- 10	0- 1	0- 1	AWAY	0- 1	0- 2	5- 5				
0- 0	0- 0	0- 0	NEUTRAL	0- 0	0- 0	0- 0				
5- 7	0- 1	0- 1	NON-CONFERENCE	0- 1	1- 3	4- 1				
3- 3	0- 0	0- 0	HOME	0- 1	1- 2	2- 0				
2- 4	0- 1	0- 1	AWAY	0- 0	0- 1	2- 1				
0- 0	0- 0	0- 0	NEUTRAL	0- 0	0- 0	0- 0				
3- 14	0- 0	0- 0	CONFERENCE	0- 2	0- 3	3- 9				
0- 8	0- 0	0- 0	HOME	0- 1	0- 2	0- 5				
3- 6	0- 0	0- 0	AWAY	0- 1	0- 1	3- 4				
0- 0	0- 0	0- 0	NEUTRAL	0- 0	0- 0	0- 0				

[illegible]

Non-Div I Games:

Rhode Island

Loss, Non-Conf, S Site, H Home A Away N Neutral

Average RPI Win:	200	WON-LOST	WINNING	LAST 10	STRENGTH OF	OPP. STRENGTH	TEAM	ADJ.	CONF.	ADJ CONF.
Average RPI Loss:	29	RECORD	PCT. RANK	GAMES	SCHEDULE	OF SCHEDULE	RPI	RPI	RPI	RPI
DIV. I ONLY	25- 3	6	1- 0	194	121	35	35	14	14	
DIV. I NON-CONF.	9- 3	62	0- 0	173	113	64	64	17	17	
TOTALS	RPI 1-25	RPI 26-50	W-L RECORDS	RPI 51-100	RPI 101-150	RPI 150+				
25- 3	0- 1	0- 2	OVERALL	3- 0	4- 0	18- 0				
13- 0	0- 0	0- 0	HOME	1- 0	2- 0	10- 0				
11- 2	0- 1	0- 1	AWAY	2- 0	2- 0	7- 0				
1- 1	0- 0	0- 1	NEUTRAL	0- 0	0- 0	1- 0				
9- 3	0- 1	0- 2	NON-CONFERENCE	1- 0	1- 0	7- 0				
5- 0	0- 0	0- 0	HOME	0- 0	1- 0	4- 0				
3- 2	0- 1	0- 1	AWAY	1- 0	0- 0	2- 0				
1- 1	0- 0	0- 1	NEUTRAL	0- 0	0- 0	1- 0				
16- 0	0- 0	0- 0	CONFERENCE	2- 0	3- 0	11- 0				
8- 0	0- 0	0- 0	HOME	1- 0	1- 0	6- 0				
8- 0	0- 0	0- 0	AWAY	1- 0	2- 0	5- 0				
0- 0	0- 0	0- 0	NEUTRAL	0- 0	0- 0	0- 0				

RPI 1-25				RPI 26-50				Team's RPI: 35				RPI 51-100				RPI 101+			
RPI	S	Opponent	Score	RPI	S	Opponent	Score	RPI	S	Opponent	Score	RPI	S	Opponent	Score	RPI	S	Opponent	Score
17	A	Texas A&M	54 65	33	A	UCLA	50 59	68	A	Middle Tenn.	60 47	102	A	UAB	55 43				
				36	N	North Carolina	50 71	72	A	Little Rock	79 65	104	A	Western Ky.	68 46				
								99	H	Old Dominion	48 42	106	H	Charlotte	61 51				
												139	H	Georgia St.	66 49				
												167	A	Louisiana Tech	61 51				
												167	H	Louisiana Tech	78 42				
												173	N	Coastal Caro.	56 52				
												183	A	Southern Miss.	58 47				
												186	A	Prairie View	68 58				
												188	A	North Texas	59 47				
												188	H	North Texas	64 52				
												203	A	Marshall	79 67				
												228	H	Texas Southern	76 71				
												232	H	SMU	66 52				
												267	H	UTEP	76 42				
												282	H	New Orleans	67 56				
												302	A	UTSA	72 46				
												302	H	UTSA	85 54				
												306	H	Fla. Atlantic	63 35				
												308	A	Incarnate Word	74 63				
												312	H	McNeese	93 65				
												321	H	FIU	76 44				
LAST 12 Division I GAMES:																			
302	A	UTSA	72 46	104	A	Western Ky.	68 46												
167	H	Louisiana Tech	78 42	99	H	Old Dominion	48 42												
188	A	North Texas	59 47	106	H	Charlotte	61 51												
306	H	Fla. Atlantic	63 35	102	A	UAB	55 43												
321	H	FIU	76 44	68	A	Middle Tenn.	60 47												
203	A	Marshall	79 67	188	H	North Texas	64 52												

Non-Div I Games:

Rice

■ Loss,
■ Non-Conf, S Site,
■ Home
■ Away
N Neutral

Average RPI Win:	247	WON-LOST	WINNING	LAST 10	STRENGTH OF	OPP. STRENGTH	TEAM	ADJ.	CONF.	ADJ CONF.
Average RPI Loss:	139	RECORD	PCT. RANK	GAMES	SCHEDULE	OF SCHEDULE	RPI	RPI	RPI	RPI
DIV. I ONLY	9- 21	272	0- 1	155	156	273	273	17	17	
DIV. I NON-CONF.	3- 10	278	0- 0	102	125	266	266	16	16	
TOTALS	RPI 1-25	RPI 26-50	W-L RECORDS	RPI 51-100	RPI 101-150	RPI 150+				
9- 21	0- 1	0- 2	OVERALL	0- 6	0- 3	9- 9				
8- 7	0- 0	0- 1	HOME	0- 3	0- 0	8- 3				
1- 13	0- 1	0- 1	AWAY	0- 2	0- 3	1- 6				
0- 1	0- 0	0- 0	NEUTRAL	0- 1	0- 0	0- 0				
3- 10	0- 1	0- 2	NON-CONFERENCE	0- 3	0- 1	3- 3				
3- 4	0- 0	0- 1	HOME	0- 2	0- 0	3- 1				
0- 5	0- 1	0- 1	AWAY	0- 0	0- 1	0- 2				
0- 1	0- 0	0- 0	NEUTRAL	0- 1	0- 0	0- 0				
6- 11	0- 0	0- 0	CONFERENCE	0- 3	0- 2	6- 6				
5- 3	0- 0	0- 0	HOME	0- 1	0- 0	5- 2				
1- 8	0- 0	0- 0	AWAY	0- 2	0- 2	1- 4				
0- 0	0- 0	0- 0	NEUTRAL	0- 0	0- 0	0- 0				






















































RPI 1-25				RPI 26-50				RPI 51-100				RPI 101+ Team's RPI: 273			
RPI	S	Opponent	Score	RPI	S	Opponent	Score	RPI	S	Opponent	Score	RPI	S	Opponent	Score
15	A	UCF	48 70	34	H	Ohio	58 109	64	H	Drexel	35 58	117	A	Dayton	50 71
				39	A	Quinnipiac	48 65	69	H	Georgetown	53 73	136	A	Duquesne	54 80
								73	N	Virginia Tech	57 85	150	A	Wake Forest	48 62
								86	A	Fordham	48 60	153	A	Davidson	55 78
								91	A	VCU	37 58	161	A	William & Mary	55 65
								91	H	VCU	43 68	182	A	Saint Louis	49 58
												182	A	Saint Louis	48 78
												205	A	Massachusetts	38 64
												205	H	Massachusetts	62 58
												207	H	UMES	57 55
												219	H	George Washington	56 48
												225	H	Howard	67 60
												227	H	George Mason	52 67
												236	H	Saint Joseph's	46 45
												257	H	Rhode Island	60 66
												260	H	St. Bonaventure	57 49
												282	H	Fairfield	40 58
												284	A	La Salle	74 60
												284	H	La Salle	56 51
												306	A	Fla. Atlantic	55 69
												307	H	UNC Greensboro	59 48
LAST 12 Division I GAMES:															
182	A	Saint Louis	49 58	260	H	St. Bonaventure	57 49								
219	H	George Washington	56 48	91	A	VCU	37 58								
205	A	Massachusetts	38 64	117	A	Dayton	50 71								
284	H	La Salle	56 51	205	H	Massachusetts	62 58								
227	H	George Mason	52 67	284	A	La Salle	74 60								
182	A	Saint Louis	48 78	236	H	Saint Joseph's	46 45								

Non-Div I Games:

Richmond





■ Loss,
■ Non-Conf,
■ S Site,
■ H Home
■ A Away
N Neutral

Average RPI Win: 264	WON-LOST	WINNING	LAST 10	STRENGTH OF	OPP. STRENGTH	TEAM	ADJ.	CONF.	ADJ CONF.
Average RPI Loss: 146	RECORD	PCT. RANK	GAMES	SCHEDULE	OF SCHEDULE	RPI	RPI	RPI	RPI
DIV. I ONLY	19- 12	109	0- 1	267	254	171	171	26	26
DIV. I NON-CONF.	4- 7	228	0- 0	225	195	242	242	27	27
TOTALS	RPI 1-25	RPI 26-50	W-L RECORDS	RPI 51-100	RPI 101-150	RPI 150+			
19- 12	0- 0	0- 3	OVERALL	0- 2	2- 2	17- 5			
8- 6	0- 0	0- 1	HOME	0- 2	1- 0	7- 3			
10- 4	0- 0	0- 2	AWAY	0- 0	1- 0	9- 2			
1- 2	0- 0	0- 0	NEUTRAL	0- 0	0- 2	1- 0			
4- 7	0- 0	0- 1	NON-CONFERENCE	0- 2	0- 1	4- 3			
2- 3	0- 0	0- 0	HOME	0- 2	0- 0	2- 1			
2- 3	0- 0	0- 1	AWAY	0- 0	0- 0	2- 2			
0- 1	0- 0	0- 0	NEUTRAL	0- 0	0- 1	0- 0			
15- 5	0- 0	0- 2	CONFERENCE	0- 0	2- 1	13- 2			
6- 3	0- 0	0- 1	HOME	0- 0	1- 0	5- 2			
8- 1	0- 0	0- 1	AWAY	0- 0	1- 0	7- 0			
1- 1	0- 0	0- 0	NEUTRAL	0- 0	0- 1	1- 0			

RPI S	Opponent	Score	RPI S	Opponent	Score	RPI S	Opponent	Score	RPI S	Opponent	Score	Team's RPI: 171
			39  Quinnipiac	56  72	51  Princeton	65  89	119  Marist	68 58				
			39  Quinnipiac	60  66	69  Georgetown	49  79	119  Marist	70 64				
			43  Bucknell	59  80			119 N Marist	52  62				
							132 N Boston College	61  112				
							177  Holy Cross	61  71				
							216  Monmouth	55 43				
							216  Monmouth	65 50				
							223  Mt. St. Mary's	85 67				
							236  Saint Joseph's	56 54				
							252  Binghamton	62 57				
							255  Navy	60  66				
							263  Manhattan	73 63				
							263  Manhattan	57  60				
							272  Niagara	79 64				
							275  Siena	55 52				
							275  Siena	77 54				
							278  Vermont	49  54				
							282  Fairfield	60 53				
							282  Fairfield	62 59				
							287  Canisius	49  62				
							324  NJIT	67 46				
			119 N Marist	52  62	39  Quinnipiac	60  66	325  Iona	66 58				
			325 N Iona	54 46	263  Manhattan	57  60	325  Iona	75 64				
			132 N Boston College	61  112	347  Saint Peter's	78 43	325 N Iona	54 46				
			282  Fairfield	60 53	325  Iona	75 64	347  Saint Peter's	78 43				
			275  Siena	77 54	119  Marist	70 64	347  Saint Peter's	60 38				
			272  Niagara	79 64	216  Monmouth	65 50						
LAST 12 Division I GAMES:												

Non-Div I Games:

Rider

 Loss,
  Non-Conf,
 S Site,
  Home
  Away
 N Neutral

Average RPI Win:	292	WON-LOST	WINNING	LAST 10	STRENGTH OF	OPP. STRENGTH	TEAM	ADJ.	CONF.	ADJ CONF.
Average RPI Loss:	144	RECORD	PCT. RANK	GAMES	SCHEDULE	OF SCHEDULE	RPI	RPI	RPI	RPI
DIV. I ONLY	19- 10	89	1- 0	317	305	178	178	30	30	
DIV. I NON-CONF.	2- 8	293	0- 0	216	74	308	308	31	31	
TOTALS	RPI 1-25	RPI 26-50	W-L RECORDS	RPI 51-100	RPI 101-150	RPI 150+				
19- 10	0- 1	0- 1	OVERALL	0- 1	0- 2	19- 5				
12- 3	0- 0	0- 1	HOME	0- 1	0- 0	12- 1				
7- 6	0- 1	0- 0	AWAY	0- 0	0- 2	7- 3				
0- 1	0- 0	0- 0	NEUTRAL	0- 0	0- 0	0- 1				
2- 8	0- 1	0- 1	NON-CONFERENCE	0- 1	0- 2	2- 3				
2- 3	0- 0	0- 1	HOME	0- 1	0- 0	2- 1				
0- 4	0- 1	0- 0	AWAY	0- 0	0- 2	0- 1				
0- 1	0- 0	0- 0	NEUTRAL	0- 0	0- 0	0- 1				
17- 2	0- 0	0- 0	CONFERENCE	0- 0	0- 0	17- 2				
10- 0	0- 0	0- 0	HOME	0- 0	0- 0	10- 0				
7- 2	0- 0	0- 0	AWAY	0- 0	0- 0	7- 2				
0- 0	0- 0	0- 0	NEUTRAL	0- 0	0- 0	0- 0				

RPI 1-25				RPI 26-50				RPI 51-100				RPI 101+ Team's RPI: 178			
RPI	S	Opponent	Score	RPI	S	Opponent	Score	RPI	S	Opponent	Score	RPI	S	Opponent	Score
7	A	Iowa	63 92	28	H	James Madison	36 59	77	H	Kent St.	46 54	105	A	Loyola Marymount	53 61
												122	A	Youngstown St.	59 69
												181	A	Sacred Heart	45 54
												181	H	Sacred Heart	64 46
												208	A	Saint Francis (PA)	66 60
												208	H	Saint Francis (PA)	66 53
												211	A	Bowling Green	60 61
												223	A	Mt. St. Mary's	55 61
												223	H	Mt. St. Mary's	70 58
												232	N	SMU	55 60
												247	A	St. Francis Brooklyn	75 56
												247	H	St. Francis Brooklyn	74 57
												257	H	Rhode Island	41 46
												284	H	La Salle	67 39
												293	A	Bryant	60 57
												293	H	Bryant	59 56
												318	A	Wagner	77 57
												318	H	Wagner	69 46
												328	A	Central Conn. St.	64 57
												328	H	Central Conn. St.	60 40
												340	H	Delaware St.	64 63
												344	A	Fairleigh Dickinson	63 43
												344	H	Fairleigh Dickinson	64 38
												344	H	Fairleigh Dickinson	71 49
												351	A	LIU Brooklyn	89 37
												351	H	LIU Brooklyn	71 54
LAST 12 Division I GAMES:															
344	H	Fairleigh Dickinson	64 38	247	H	St. Francis Brooklyn	74 57								
105	A	Loyola Marymount	53 61	208	A	Saint Francis (PA)	66 60								
208	H	Saint Francis (PA)	66 53	223	A	Mt. St. Mary's	55 61								
181	A	Sacred Heart	45 54	328	H	Central Conn. St.	60 40								
318	A	Wagner	77 57	293	H	Bryant	59 56								
351	H	LIU Brooklyn	71 54	344	A	Fairleigh Dickinson	63 43								

Non-Div I Games: Pitt.-Johnstown 73 53

Robert Morris

■ Loss,
 ■ Non-Conf,
 ■ S Site,
 ■ H Home
 ■ A Away
 N Neutral

Average RPI Win: 139		WON-LOST	WINNING	LAST 10	STRENGTH OF	OPP. STRENGTH	TEAM	ADJ.	CONF.	ADJ CONF.
Average RPI Loss: 42		RECORD	PCT. RANK	GAMES	SCHEDULE	OF SCHEDULE	RPI	RPI	RPI	RPI
DIV. I ONLY		22- 9	58	1- 0	28	60	29	29	4	4
DIV. I NON-CONF.		8- 3	72	0- 0	91	115	60	60	6	6
TOTALS		RPI 1-25	RPI 26-50	W-L RECORDS		RPI 51-100	RPI 101-150	RPI 150+		
22- 9	1- 5	3- 1		OVERALL		6- 2	5- 1	7- 0		
13- 2	0- 1	2- 0		HOME		2- 1	4- 0	5- 0		
7- 4	1- 1	1- 1		AWAY		3- 1	1- 1	1- 0		
2- 3	0- 3	0- 0		NEUTRAL		1- 0	0- 0	1- 0		
8- 3	0- 2	0- 0		NON-CONFERENCE		2- 1	1- 0	5- 0		
6- 0	0- 0	0- 0		HOME		1- 0	1- 0	4- 0		
1- 1	0- 0	0- 0		AWAY		1- 1	0- 0	0- 0		
1- 2	0- 2	0- 0		NEUTRAL		0- 0	0- 0	1- 0		
14- 6	1- 3	3- 1		CONFERENCE		4- 1	4- 1	2- 0		
7- 2	0- 1	2- 0		HOME		1- 1	3- 0	1- 0		
6- 3	1- 1	1- 1		AWAY		2- 0	1- 1	1- 0		
1- 1	0- 1	0- 0		NEUTRAL		1- 0	0- 0	0- 0		

RPI	S	Opponent	Score	RPI	S	Opponent	Score	Team's RPI: 29	RPI	S	Opponent	Score	RPI	S	Opponent	Score
7	A	Iowa	66 72	41	H	Michigan St.	76 62		73	A	Virginia Tech	51 67	107	A	Minnesota	46 60
7	N	Iowa	67 72	45	A	Michigan	76 86		87	H	LSU	57 43	107	H	Minnesota	60 54
13	N	Gonzaga	40 57	46	A	Indiana	69 61		88	A	Harvard	60 49	115	H	Northwestern	45 41
14	A	Maryland	73 65	46	H	Indiana	69 64		90	H	Purdue	65 63	138	H	Stony Brook	61 47
14	H	Maryland	48 62						90	N	Purdue	64 49	146	A	Penn St.	69 61
16	N	Drake	59 69						94	A	Nebraska	62 56	146	H	Penn St.	74 61
									100	A	Ohio St.	66 56	184	H	Wisconsin	73 53
									100	H	Ohio St.	39 59	208	H	Saint Francis (PA)	96 52
													226	A	Illinois	71 60
													235	H	Albany (NY)	65 39
													242	N	ETSU	68 44
													281	H	Brown	73 52
													328	H	Central Conn. St.	73 44
LAST 12 Division I GAMES:																
		90	N	Purdue	64	49			184	H	Wisconsin	73	53			
		7	N	Iowa	67	72			45	A	Michigan	76	86			
		242	N	ETSU	68	44			46	A	Indiana	69	61			
		13	N	Gonzaga	40	57			100	H	Ohio St.	39	59			
		100	A	Ohio St.	66	56			14	H	Maryland	48	62			
		107	H	Minnesota	60	54			107	A	Minnesota	46	60			

Non-Div I Games:

Rutgers

■ Loss,
■ Non-Conf, S Site,
■ Home
■ Away
N Neutral

Average RPI Win:	231	WON-LOST	WINNING	LAST 10	STRENGTH OF	OPP. STRENGTH	TEAM	ADJ.	CONF.	ADJ CONF.
Average RPI Loss:	108	RECORD	PCT. RANK	GAMES	SCHEDULE	OF SCHEDULE	RPI	RPI	RPI	RPI
DIV. I ONLY	22- 5	20	0- 1	218	260	63	63	25	25	
DIV. I NON-CONF.	6- 3	91	0- 1	110	160	72	72	23	23	
TOTALS	RPI 1-25	RPI 26-50	W-L RECORDS	RPI 51-100	RPI 101-150	RPI 150+				
22- 5	0- 1	0- 0	OVERALL	1- 2	4- 1	17- 1				
14- 0	0- 0	0- 0	HOME	1- 0	3- 0	10- 0				
7- 5	0- 1	0- 0	AWAY	0- 2	1- 1	6- 1				
1- 0	0- 0	0- 0	NEUTRAL	0- 0	0- 0	1- 0				
6- 3	0- 1	0- 0	NON-CONFERENCE	0- 1	2- 1	4- 0				
5- 0	0- 0	0- 0	HOME	0- 0	2- 0	3- 0				
0- 3	0- 1	0- 0	AWAY	0- 1	0- 1	0- 0				
1- 0	0- 0	0- 0	NEUTRAL	0- 0	0- 0	1- 0				
16- 2	0- 0	0- 0	CONFERENCE	1- 1	2- 0	13- 1				
9- 0	0- 0	0- 0	HOME	1- 0	1- 0	7- 0				
7- 2	0- 0	0- 0	AWAY	0- 1	1- 0	6- 1				
0- 0	0- 0	0- 0	NEUTRAL	0- 0	0- 0	0- 0				

RPI 1-25				RPI 26-50				RPI 51-100 Team's RPI: 63				RPI 101+			
RPI	S	Opponent	Score	RPI	S	Opponent	Score	RPI	S	Opponent	Score	RPI	S	Opponent	Score
18	A	Miami (FL)	60 81					53	A	Lamar University	46 62	137	H	Yale	67 57
								53	H	Lamar University	70 58	141	A	Texas Tech	69 77
								54	A	New Mexico	33 74	145	A	Abilene Christian	71 55
												145	H	Abilene Christian	65 48
												147	H	Montana St.	60 53
												157	H	Nicholls St.	70 62
												159	H	Tulsa	76 34
												172	A	Sam Houston St.	78 68
												172	H	Sam Houston St.	83 75
												193	N	Hampton	70 68
												228	H	Texas Southern	74 55
												274	A	A&M-Corpus Christi	44 46
												282	H	New Orleans	97 38
												286	A	Central Ark.	59 53
												286	H	Central Ark.	79 43
												308	A	Incarnate Word	66 56
												308	H	Incarnate Word	65 48
												311	H	Morgan St.	69 42
												312	A	McNeese	97 48
												315	A	Northwestern St.	87 67
												315	H	Northwestern St.	84 56
												322	A	Southeastern La.	62 51
												332	H	Houston Baptist	65 53
LAST 12 Division I GAMES:															
54	A	New Mexico	33 74	308	H	Incarnate Word	65 48	274	A	A&M-Corpus Christi	44 46				
137	H	Yale	67 57	315	A	Northwestern St.	87 67	312	A	McNeese	97 48				
172	H	Sam Houston St.	83 75	53	H	Lamar University	70 58	332	H	Houston Baptist	65 53				
145	H	Abilene Christian	65 48												
53	A	Lamar University	46 62												
286	H	Central Ark.	79 43												

Non-Div I Games: Wiley 97 38 Cameron 86 59 Our Lady of the Lak93 77

SFA

Loss, Non-Conf, S Site, H Home A Away N Neutral

Average RPI Win: 271	WON-LOST	WINNING	LAST 10	STRENGTH OF	OPP. STRENGTH	TEAM	ADJ.	CONF.	ADJ CONF.
Average RPI Loss: 172	RECORD	PCT. RANK	GAMES	SCHEDULE	OF SCHEDULE	RPI	RPI	RPI	RPI
DIV. I ONLY	12- 16	215	0- 1	289	283	239	239	22	22
DIV. I NON-CONF.	4- 6	212	0- 0	315	260	236	236	22	22
TOTALS	RPI 1-25	RPI 26-50	W-L RECORDS	RPI 51-100	RPI 101-150	RPI 150+			
12- 16	0- 0	0- 2	OVERALL	0- 1	2- 4	10- 9			
6- 4	0- 0	0- 0	HOME	0- 0	2- 2	4- 2			
6- 11	0- 0	0- 2	AWAY	0- 0	0- 2	6- 7			
0- 1	0- 0	0- 0	NEUTRAL	0- 1	0- 0	0- 0			
4- 6	0- 0	0- 1	NON-CONFERENCE	0- 1	1- 0	3- 4			
1- 0	0- 0	0- 0	HOME	0- 0	1- 0	0- 0			
3- 5	0- 0	0- 1	AWAY	0- 0	0- 0	3- 4			
0- 1	0- 0	0- 0	NEUTRAL	0- 1	0- 0	0- 0			
8- 10	0- 0	0- 1	CONFERENCE	0- 0	1- 4	7- 5			
5- 4	0- 0	0- 0	HOME	0- 0	1- 2	4- 2			
3- 6	0- 0	0- 1	AWAY	0- 0	0- 2	3- 3			
0- 0	0- 0	0- 0	NEUTRAL	0- 0	0- 0	0- 0			

RPI S	Opponent	Score	RPI S	Opponent	Score	RPI S	Opponent	Score	RPI S	Opponent	Score	Team's RPI: 239
31	A Missouri	36 59	71	N Missouri St.	65 68	110	A UT Martin	55 68				
44	A Belmont	54 87				110	H UT Martin	48 75				
						129	H Morehead St.	67 73				
						140	H Illinois St.	68 61				
						148	A Tennessee Tech	55 79				
						148	H Tennessee Tech	63 61				
						182	A Saint Louis	56 63				
						213	A Jacksonville St.	51 47				
						213	H Jacksonville St.	61 68				
						226	A Illinois	57 74				
						241	A Southeast Mo. St.	58 63				
						241	H Southeast Mo. St.	52 62				
						243	A UMKC	75 80				
						253	A Loyola Chicago	43 56				
						258	A Austin Peay	65 77				
						258	H Austin Peay	69 68				
						259	A Murray St.	75 81				
						259	H Murray St.	71 54				
						294	A Eastern Ill.	65 56				
						294	H Eastern Ill.	78 62				
						303	A Tennessee St.	66 55				
						330	A Evansville	54 45				
						333	H Eastern Ky.	74 55				
						334	A Purdue Fort Wayne	57 49				
						349	A Chicago St.	82 66				
LAST 12 Division I GAMES:												
213	H Jacksonville St.	61 68	259	A Murray St.	75 81							
148	H Tennessee Tech	63 61	258	A Austin Peay	65 77							
44	A Belmont	54 87	333	H Eastern Ky.	74 55							
303	A Tennessee St.	66 55	129	H Morehead St.	67 73							
110	H UT Martin	48 75	110	A UT Martin	55 68							
294	H Eastern Ill.	78 62	241	A Southeast Mo. St.	58 63							

Non-Div I Games: McKendree 64 63

SIUE

■ Loss,
 ■ Non-Conf,
 ■ S Site,
 ■ Home
 ■ A Away
 N Neutral

SMU										
Average RPI Win:	220	WON-LOST	WINNING	LAST 10	STRENGTH OF	OPP. STRENGTH	TEAM	ADJ.	CONF.	ADJ CONF.
Average RPI Loss:	126	RECORD	PCT. RANK	GAMES	SCHEDULE	OF SCHEDULE	RPI	RPI	RPI	RPI
DIV. I ONLY	11- 19	242	0- 1	123	128	232	232	9	9	
DIV. I NON-CONF.	6- 7	172	0- 0	175	285	226	226	8	8	

TOTALS	RPI 1-25	RPI 26-50	W-L RECORDS	RPI 51-100	RPI 101-150	RPI 150+				
11- 19	0- 3	0- 1	OVERALL	0- 3	1- 3	10- 9				
8- 8	0- 1	0- 0	HOME	0- 1	1- 1	7- 5				
1- 10	0- 2	0- 1	AWAY	0- 2	0- 2	1- 3				
2- 1	0- 0	0- 0	NEUTRAL	0- 0	0- 0	2- 1				
6- 7	0- 0	0- 1	NON-CONFERENCE	0- 2	0- 1	6- 3				
4- 4	0- 0	0- 0	HOME	0- 1	0- 0	4- 3				
0- 3	0- 0	0- 1	AWAY	0- 1	0- 1	0- 0				
2- 0	0- 0	0- 0	NEUTRAL	0- 0	0- 0	2- 0				
5- 12	0- 3	0- 0	CONFERENCE	0- 1	1- 2	4- 6				
4- 4	0- 1	0- 0	HOME	0- 0	1- 1	3- 2				
1- 7	0- 2	0- 0	AWAY	0- 1	0- 1	1- 3				
0- 1	0- 0	0- 0	NEUTRAL	0- 0	0- 0	0- 1				

RPI 1-25				RPI 26-50				RPI 51-100				RPI 101+ Team's RPI: 232			
RPI	S	Opponent	Score	RPI	S	Opponent	Score	RPI	S	Opponent	Score	RPI	S	Opponent	Score
6	A	UConn	39 79	35	A	Rice	52 66	58	A	TCU	63 65	109	A	Houston	68 69
15	A	UCF	43 55					70	H	UT Arlington	41 66	109	H	Houston	61 72
15	H	UCF	54 66					76	A	Cincinnati	57 69	112	H	South Fla.	46 44
												121	A	Northern Colo.	57 58
												155	H	Oklahoma	61 77
												156	H	Alabama	61 62
												159	A	Tulsa	35 49
												166	H	Temple	53 52
												167	A	Tulane	64 60
												167	H	Tulane	43 61
												178	N	Robert Morris	60 55
												188	H	North Texas	73 66
												191	A	East Carolina	61 67
												191	H	East Carolina	54 64
												191	N	East Carolina	48 50
												221	N	Northern Ariz.	55 48
												230	H	Memphis	71 48
												256	A	Wichita St.	42 53
												256	H	Wichita St.	78 50
												277	H	CSU Bakersfield	49 43
												300	H	La.-Monroe	49 38
												322	H	Southeastern La.	62 63
												329	H	Mississippi Val.	62 47

LAST 12 Division I GAMES:															
191	N	East Carolina	48 50	256	A	Wichita St.	42 53								
221	N	Northern Ariz.	55 48	191	H	East Carolina	54 64								
191	A	East Carolina	61 67	15	H	UCF	54 66								
230	H	Memphis	71 48	159	A	Tulsa	35 49								
167	A	Tulane	64 60	109	A	Houston	68 69								
166	H	Temple	53 52	112	H	South Fla.	46 44								

Non-Div I Games:

SMU

■ Loss,
 ■ Non-Conf,
 ■ S Site,
 ■ Home
 ■ Away
 N Neutral

Sacramento St.

Through Games Of March 12, 2019

Average RPI Win:	258	WON-LOST	WINNING	LAST 10	STRENGTH OF	OPP. STRENGTH	TEAM	ADJ.	CONF.	ADJ CONF.
Average RPI Loss:	139	RECORD	PCT. RANK	GAMES	SCHEDULE	OF SCHEDULE	RPI	RPI	RPI	RPI
DIV. I ONLY	9- 19	266	0- 1	207	194	264	264	16	16	
DIV. I NON-CONF.	3- 4	199	0- 0	171	246	220	220	13	13	
TOTALS	RPI 1-25	RPI 26-50	W-L RECORDS	RPI 51-100	RPI 101-150	RPI 150+				
9- 19	0- 0	0- 0	OVERALL	0- 5	0- 8	9- 6				
4- 9	0- 0	0- 0	HOME	0- 2	0- 4	4- 3				
3- 8	0- 0	0- 0	AWAY	0- 2	0- 4	3- 2				
2- 2	0- 0	0- 0	NEUTRAL	0- 1	0- 0	2- 1				
3- 4	0- 0	0- 0	NON-CONFERENCE	0- 3	0- 0	3- 1				
1- 2	0- 0	0- 0	HOME	0- 1	0- 0	1- 1				
0- 1	0- 0	0- 0	AWAY	0- 1	0- 0	0- 0				
2- 1	0- 0	0- 0	NEUTRAL	0- 1	0- 0	2- 0				
6- 15	0- 0	0- 0	CONFERENCE	0- 2	0- 8	6- 5				
3- 7	0- 0	0- 0	HOME	0- 1	0- 4	3- 2				
3- 7	0- 0	0- 0	AWAY	0- 1	0- 4	3- 2				
0- 1	0- 0	0- 0	NEUTRAL	0- 0	0- 0	0- 1				

RPI 1-25			RPI 26-50			RPI 51-100			RPI 101+			Team's RPI: 264
RPI	S	Opponent	Score	RPI	S	Opponent	Score	RPI	S	Opponent	Score	
						54 A New Mexico	53 85	108 A Idaho St.		43 73		
						80 A Idaho	66 104	108 H Idaho St.		42 56		
						80 H Idaho	65 69	121 A Northern Colo.		69 82		
						84 H UC Davis	60 109	121 H Northern Colo.		61 71		
						97 N Pepperdine	97 113	123 A Portland St.		58 74		
								123 H Portland St.		57 75		
								147 A Montana St.		58 64		
								147 H Montana St.		53 69		
								185 A Montana		67 75		
								185 H Montana		86 88		
								193 N Hampton		65 61		
								195 A Eastern Wash.		73 70		
								195 H Eastern Wash.		62 71		
								221 A Northern Ariz.		69 71		
								221 H Northern Ariz.		65 61		
								221 N Northern Ariz.		69 74		
								226 N Illinois		109 107		
								250 H San Francisco		75 86		
								269 A Southern Utah		75 69		
								269 H Southern Utah		77 76		
								313 A Weber St.		78 69		
								313 H Weber St.		77 62		
								319 H Cal Poly		88 85		
LAST 12 Division I GAMES:												
						221 N Northern Ariz.	69 74	123 H Portland St.		57 75		
						193 N Hampton	65 61	313 A Weber St.		78 69		
						185 A Montana	67 75	221 A Northern Ariz.		69 71		
						147 A Montana St.	58 64	269 A Southern Utah		75 69		
						80 H Idaho	65 69	121 H Northern Colo.		61 71		
						195 H Eastern Wash.	62 71	123 A Portland St.		58 74		

Non-Div I Games: Antelope Valley 86 80

Sacramento St.

Loss, Non-Conf, S Site, H Home A Away N Neutral

RPI	S	Opponent	Score	
344	H	Fairleigh Dickinson	68	62
351	A	LIU Brooklyn	64	69
351	H	LIU Brooklyn	75	53

Sacred Heart

Average RPI Win:	281	WON-LOST	WINNING	LAST 10	STRENGTH OF	OPP. STRENGTH	TEAM	ADJ.	CONF.	ADJ CONF.
Average RPI Loss:	166	RECORD	PCT. RANK	GAMES	SCHEDULE	OF SCHEDULE	RPI	RPI	RPI	RPI
DIV. I ONLY	14- 16	194	1- 0	213	311	208	208	30	30	
DIV. I NON-CONF.	2- 9	297	0- 0	28	97	193	193	31	31	
TOTALS	RPI 1-25	RPI 26-50	W-L RECORDS	RPI 51-100	RPI 101-150	RPI 150+				
14- 16	0- 1	0- 2	OVERALL	0- 1	1- 3	13- 9				
9- 4	0- 0	0- 0	HOME	0- 1	1- 1	8- 2				
5- 10	0- 1	0- 1	AWAY	0- 0	0- 2	5- 6				
0- 2	0- 0	0- 1	NEUTRAL	0- 0	0- 0	0- 1				
2- 9	0- 1	0- 2	NON-CONFERENCE	0- 1	1- 3	1- 2				
1- 2	0- 0	0- 0	HOME	0- 1	1- 1	0- 0				
1- 5	0- 1	0- 1	AWAY	0- 0	0- 2	1- 1				
0- 2	0- 0	0- 1	NEUTRAL	0- 0	0- 0	0- 1				
12- 7	0- 0	0- 0	CONFERENCE	0- 0	0- 0	12- 7				
8- 2	0- 0	0- 0	HOME	0- 0	0- 0	8- 2				
4- 5	0- 0	0- 0	AWAY	0- 0	0- 0	4- 5				
0- 0	0- 0	0- 0	NEUTRAL	0- 0	0- 0	0- 0				

RPI 1-25				RPI 26-50				RPI 51-100				RPI 101+ Team's RPI: 208			
RPI	S	Opponent	Score	RPI	S	Opponent	Score	RPI	S	Opponent	Score	RPI	S	Opponent	Score
2	A	Baylor	58 116	29	A	Rutgers	52 96	62	H	FGCU	69 83	122	A	Youngstown St.	56 80
				42	N	Boise St.	64 78					127	A	Pittsburgh	75 78
												129	H	Morehead St.	89 83
												136	H	Duquesne	73 93
												178	A	Robert Morris	53 66
												178	H	Robert Morris	60 66
												181	A	Sacred Heart	51 77
												181	H	Sacred Heart	85 68
												185	N	Montana	77 79
												187	A	Liberty	53 82
												223	A	Mt. St. Mary's	83 72
												223	H	Mt. St. Mary's	68 66
												247	A	St. Francis Brooklyn	65 78
												247	H	St. Francis Brooklyn	86 84
												293	A	Bryant	63 66
												293	H	Bryant	91 78
												293	H	Bryant	78 66
												318	A	Wagner	67 58
												318	H	Wagner	107 70
												328	A	Central Conn. St.	62 73
												328	H	Central Conn. St.	83 68
												338	A	Longwood	91 88
												344	A	Fairleigh Dickinson	77 65
												344	H	Fairleigh Dickinson	75 64
												351	A	LIU Brooklyn	80 66
												351	H	LIU Brooklyn	69 75
LAST 12 Division I GAMES:															
293	H	Bryant	91 78	351	H	LIU Brooklyn	69 75								
185	N	Montana	77 79	178	H	Robert Morris	60 66								
178	A	Robert Morris	53 66	344	A	Fairleigh Dickinson	77 65								
318	A	Wagner	67 58	293	H	Bryant	78 66								
181	A	Sacred Heart	51 77	328	H	Central Conn. St.	83 68								
247	H	St. Francis Brooklyn	86 84	223	A	Mt. St. Mary's	83 72								

Non-Div I Games: Seton Hill 86 74

Saint Francis (PA)

Loss, Non-Conf, S Site, H Home A Away N Neutral

Saint Joseph's

Through Games Of March 12, 2019

Average RPI Win:	238	WON-LOST	WINNING	LAST 10	STRENGTH OF	OPP. STRENGTH	TEAM	ADJ.	CONF.	ADJ CONF.
Average RPI Loss:	132	RECORD	PCT. RANK	GAMES	SCHEDULE	OF SCHEDULE	RPI	RPI	RPI	RPI
DIV. I ONLY	12- 19	236	1- 1	175	163	236	236	17	17	
DIV. I NON-CONF.	4- 9	252	0- 0	138	166	244	244	16	16	
TOTALS	RPI 1-25	RPI 26-50	W-L RECORDS	RPI 51-100	RPI 101-150	RPI 150+				
12- 19	0- 0	0- 1	OVERALL	0- 7	0- 5	12- 6				
8- 9	0- 0	0- 1	HOME	0- 3	0- 2	8- 3				
4- 9	0- 0	0- 0	AWAY	0- 3	0- 3	4- 3				
0- 1	0- 0	0- 0	NEUTRAL	0- 1	0- 0	0- 0				
4- 9	0- 0	0- 1	NON-CONFERENCE	0- 3	0- 2	4- 3				
3- 5	0- 0	0- 1	HOME	0- 1	0- 1	3- 2				
1- 4	0- 0	0- 0	AWAY	0- 2	0- 1	1- 1				
0- 0	0- 0	0- 0	NEUTRAL	0- 0	0- 0	0- 0				
8- 10	0- 0	0- 0	CONFERENCE	0- 4	0- 3	8- 3				
5- 4	0- 0	0- 0	HOME	0- 2	0- 1	5- 1				
3- 5	0- 0	0- 0	AWAY	0- 1	0- 2	3- 2				
0- 1	0- 0	0- 0	NEUTRAL	0- 1	0- 0	0- 0				

RPI S	Opponent	Score	RPI S	Opponent	Score	RPI S	Opponent	Score	RPI S	Opponent	Score	Team's RPI: 236
48	H Auburn	70 81	55	H Villanova	35 47	117	A Dayton	65 72				
			60	A Penn	45 65	125	H Towson	52 73				
			64	A Drexel	34 51	128	A Delaware	39 48				
			86	H Fordham	41 51	136	A Duquesne	73 81				
			91	A VCU	40 59	136	H Duquesne	56 67				
			91	H VCU	47 65	153	H Davidson	66 54				
			91	N VCU	47 58	166	H Temple	52 58				
						171	H Rider	54 56				
						181	A Sacred Heart	61 44				
						182	H Saint Louis	49 62				
						205	H Massachusetts	55 54				
						219	A George Washington	41 38				
						219	H George Washington	61 49				
						227	A George Mason	59 68				
						251	H Columbia	68 61				
						255	A Navy	48 49				
						257	A Rhode Island	55 48				
						260	H St. Bonaventure	66 41				
						266	H Loyola Maryland	49 46				
						272	H Niagara	68 54				
						273	A Richmond	45 46				
						284	A La Salle	64 63				
						284	H La Salle	60 57				
LAST 12 Division I GAMES:												
219	H George Washington	61 49	136	H Duquesne	56 67							
91	N VCU	47 58	284	A La Salle	64 63							
266	H Loyola Maryland	49 46	205	H Massachusetts	55 54							
86	H Fordham	41 51	219	A George Washington	41 38							
227	A George Mason	59 68	153	H Davidson	66 54							
257	A Rhode Island	55 48	91	H VCU	47 65							

Non-Div I Games:

Saint Joseph's

■ Loss,
 ■ Non-Conf,
 ■ S Site,
 ■ H Home
 ■ A Away
 N Neutral

Saint Louis

Through Games Of March 12, 2019

Average RPI Win:	216	WON-LOST	WINNING	LAST 10	STRENGTH OF	OPP. STRENGTH	TEAM	ADJ.	CONF.	ADJ CONF.
Average RPI Loss:	130	RECORD	PCT. RANK	GAMES	SCHEDULE	OF SCHEDULE	RPI	RPI	RPI	RPI
DIV. I ONLY	15- 16	180	1- 0	191	118	182	182	17	17	
DIV. I NON-CONF.	5- 8	224	0- 0	220	44	223	223	16	16	
TOTALS	RPI 1-25	RPI 26-50	W-L RECORDS	RPI 51-100	RPI 101-150	RPI 150+				
15- 16	0- 1	0- 1	OVERALL	2- 4	3- 4	10- 6				
9- 6	0- 1	0- 1	HOME	1- 2	2- 0	6- 2				
6- 7	0- 0	0- 0	AWAY	1- 2	1- 2	4- 3				
0- 3	0- 0	0- 0	NEUTRAL	0- 0	0- 2	0- 1				
5- 8	0- 1	0- 1	NON-CONFERENCE	1- 1	1- 2	3- 3				
2- 4	0- 1	0- 1	HOME	0- 1	1- 0	1- 1				
3- 2	0- 0	0- 0	AWAY	1- 0	0- 1	2- 1				
0- 2	0- 0	0- 0	NEUTRAL	0- 0	0- 1	0- 1				
10- 8	0- 0	0- 0	CONFERENCE	1- 3	2- 2	7- 3				
7- 2	0- 0	0- 0	HOME	1- 1	1- 0	5- 1				
3- 5	0- 0	0- 0	AWAY	0- 2	1- 1	2- 2				
0- 1	0- 0	0- 0	NEUTRAL	0- 0	0- 1	0- 0				

RPI 1-25				RPI 26-50				RPI 51-100				RPI 101+ Team's RPI: 182			
RPI	S	Opponent	Score	RPI	S	Opponent	Score	RPI	S	Opponent	Score	RPI	S	Opponent	Score
6	H	UConn	42 98	31	H	Missouri	62 74	76	H	Cincinnati	50 51	117	A	Dayton	57 73
								86	A	Fordham	51 54	117	H	Dayton	68 65
								86	H	Fordham	53 56	136	A	Duquesne	67 63
								91	A	VCU	47 57	136	N	Duquesne	51 72
								91	H	VCU	76 60	137	N	Yale	52 58
								96	A	Virginia	67 65	140	A	Illinois St.	67 72
												149	H	Southern Ill.	62 58
												153	A	Davidson	57 60
												159	A	Tulsa	75 86
												169	N	Chattanooga	61 71
												205	A	Massachusetts	66 70
												219	H	George Washington	60 44
												227	H	George Mason	60 53
												231	H	Indiana St.	56 60
												236	A	Saint Joseph's	62 49
												239	H	SIUE	63 56
												257	H	Rhode Island	56 68
												260	A	St. Bonaventure	62 45
												273	H	Richmond	58 49
												273	H	Richmond	78 48
												284	H	La Salle	69 58
												306	A	Fla. Atlantic	93 61
												333	A	Eastern Ky.	70 43
LAST 12 Division I GAMES:															
273	H	Richmond	58 49	273	H	Richmond	78 48								
136	N	Duquesne	51 72	136	A	Duquesne	67 63								
306	A	Fla. Atlantic	93 61	284	H	La Salle	69 58								
117	A	Dayton	57 73	86	A	Fordham	51 54								
91	H	VCU	76 60	219	H	George Washington	60 44								
153	A	Davidson	57 60	227	H	George Mason	60 53								

Non-Div I Games:

Saint Louis

■ Loss,
 ■ Non-Conf,
 ■ S Site,
 ■ H Home
 ■ A Away
 N Neutral

Through Games Of March 17, 2019									
Average RPI Win: 173	WON-LOST	WINNING	LAST 10	STRENGTH OF	OPP. STRENGTH	TEAM	ADJ.	CONF.	ADJ CONF.
Average RPI Loss: 47	RECORD	PCT. RANK	GAMES	SCHEDULE	OF SCHEDULE	RPI	RPI	RPI	RPI
DIV. I ONLY	20- 11	95	1- 1	52	81	49	49	7	7
DIV. I NON-CONF.	7- 4	108	0- 0	65	56	59	59	7	7

TOTALS	RPI 1-25	RPI 26-50	W-L RECORDS	RPI 51-100	RPI 101-150	RPI 150+			
20- 11	1- 6	0- 1	OVERALL	4- 3	2- 1	13- 0			
9- 4	0- 3	0- 1	HOME	3- 0	1- 0	5- 0			
8- 6	1- 2	0- 0	AWAY	0- 3	0- 1	7- 0			
3- 1	0- 1	0- 0	NEUTRAL	1- 0	1- 0	1- 0			
7- 4	0- 2	0- 1	NON-CONFERENCE	2- 1	0- 0	5- 0			
2- 2	0- 1	0- 1	HOME	1- 0	0- 0	1- 0			
3- 2	0- 1	0- 0	AWAY	0- 1	0- 0	3- 0			
2- 0	0- 0	0- 0	NEUTRAL	1- 0	0- 0	1- 0			
13- 7	1- 4	0- 0	CONFERENCE	2- 2	2- 1	8- 0			
7- 2	0- 2	0- 0	HOME	2- 0	1- 0	4- 0			
5- 4	1- 1	0- 0	AWAY	0- 2	0- 1	4- 0			
1- 1	0- 1	0- 0	NEUTRAL	0- 0	1- 0	0- 0			

RPI 1-25			
RPI	S	Opponent	Score
5	H	Oregon	55 79
13	A	Gonzaga	62 74
13	H	Gonzaga	52 66
13	N	Gonzaga	77 78
24	A	Oregon St.	56 89
25	A	BYU	78 75
25	H	BYU	73 74

Team's RPI: 49			
RPI	S	Opponent	Score
40	H	California	78 81

RPI 51-100			
RPI	S	Opponent	Score
56	H	Wyoming	90 84
84	A	UC Davis	74 76
97	A	Pepperdine	72 77
97	H	Pepperdine	79 68
98	A	Pacific	67 76
98	H	Pacific	75 62
99	N	Old Dominion	83 65

RPI 101+			
RPI	S	Opponent	Score
105	A	Loyola Marymount	56 69
105	H	Loyola Marymount	86 62
105	N	Loyola Marymount	70 38
160	A	Washington St.	70 64
162	N	Texas St.	89 62
164	A	Santa Clara	83 59
164	H	Santa Clara	81 68
192	A	Portland	98 91
192	H	Portland	113 85
198	H	Milwaukee	73 71
250	A	San Francisco	80 65
250	H	San Francisco	88 63
271	A	San Diego	80 49
271	H	San Diego	74 60
290	A	UC Santa Barbara	80 55
319	A	Cal Poly	69 51

LAST 12 Division I GAMES:			
105	N	Loyola Marymount	70 38
13	N	Gonzaga	77 78
99	N	Old Dominion	83 65
98	H	Pacific	75 62
97	A	Pepperdine	72 77
105	A	Loyola Marymount	56 69
250	H	San Francisco	88 63
164	H	Santa Clara	81 68
271	A	San Diego	80 49
25	A	BYU	78 75
13	H	Gonzaga	52 66
192	H	Portland	113 85

Non-Div I Games:

Saint Mary's (CA)

Loss, Non-Conf, S Site, H Home A Away N Neutral

Saint Peter's

Through Games Of March 12, 2019

Average RPI Win:	323	WON-LOST	WINNING	LAST 10	STRENGTH OF	OPP. STRENGTH	TEAM	ADJ.	CONF.	ADJ CONF.
Average RPI Loss:	232	RECORD	PCT. RANK	GAMES	SCHEDULE	OF SCHEDULE	RPI	RPI	RPI	RPI
DIV. I ONLY	6- 24	320	0- 1	350	302	347	347	26	26	
DIV. I NON-CONF.	5- 6	177	0- 0	342	344	311	311	27	27	
TOTALS	RPI 1-25	RPI 26-50	W-L RECORDS	RPI 51-100	RPI 101-150	RPI 150+				
6- 24	0- 0	0- 1	OVERALL	0- 0	0- 4	6- 19				
4- 10	0- 0	0- 0	HOME	0- 0	0- 1	4- 9				
2- 13	0- 0	0- 1	AWAY	0- 0	0- 3	2- 9				
0- 1	0- 0	0- 0	NEUTRAL	0- 0	0- 0	0- 1				
5- 6	0- 0	0- 0	NON-CONFERENCE	0- 0	0- 3	5- 3				
4- 1	0- 0	0- 0	HOME	0- 0	0- 0	4- 1				
1- 5	0- 0	0- 0	AWAY	0- 0	0- 3	1- 2				
0- 0	0- 0	0- 0	NEUTRAL	0- 0	0- 0	0- 0				
1- 18	0- 0	0- 1	CONFERENCE	0- 0	0- 1	1- 16				
0- 9	0- 0	0- 0	HOME	0- 0	0- 1	0- 8				
1- 8	0- 0	0- 1	AWAY	0- 0	0- 0	1- 7				
0- 1	0- 0	0- 0	NEUTRAL	0- 0	0- 0	0- 1				

RPI 1-25			RPI 26-50			RPI 51-100			RPI 101+			Team's RPI: 347
RPI	S	Opponent	Score	RPI	S	Opponent	Score	RPI	S	Opponent	Score	
				39	A	Quinnipiac	45 90					
								119	H	Marist	42 62	
								132	A	Boston College	57 89	
								137	A	Yale	56 72	
								142	A	Seton Hall	47 90	
								171	A	Rider	38 60	
								171	H	Rider	43 78	
								216	A	Monmouth	50 70	
								216	H	Monmouth	59 76	
								247	A	St. Francis Brooklyn	70 74	
								261	H	Cal St. Fullerton	45 69	
								263	A	Manhattan	46 62	
								263	H	Manhattan	44 62	
								263	N	Manhattan	41 62	
								272	A	Niagara	57 81	
								272	H	Niagara	66 75	
								275	A	Siena	46 50	
								275	H	Siena	57 84	
								282	A	Fairfield	68 65	
								282	H	Fairfield	61 69	
								287	A	Canisius	59 78	
								287	H	Canisius	62 75	
								317	A	Lafayette	62 60	
								318	H	Wagner	69 57	
								324	H	NJIT	70 57	
								325	A	Iona	57 61	
								325	H	Iona	53 58	
LAST 12 Division I GAMES:												
				263	N	Manhattan	41 62	325	A	Iona	57 61	
				216	H	Monmouth	59 76	171	H	Rider	43 78	
				325	H	Iona	53 58	263	H	Manhattan	44 62	
				263	A	Manhattan	46 62	287	A	Canisius	59 78	
				282	H	Fairfield	61 69	272	A	Niagara	57 81	
				216	A	Monmouth	50 70	275	A	Siena	46 50	

Non-Div I Games:

Saint Peter's

■ Loss,
 ■ Non-Conf,
 ■ S Site,
 ■ Home
 ■ A Away
 N Neutral

RPI	S	Opponent	Score	
327	A	UMass Lowell	57	59
344	H	Fairleigh Dickinson	75	58
351	H	LIU Brooklyn	86	59

Saint Peter's

Average RPI Win:	281	WON-LOST	WINNING	LAST 10	STRENGTH OF	OPP. STRENGTH	TEAM	ADJ.	CONF.	ADJ CONF.
Average RPI Loss:	121	RECORD	PCT. RANK	GAMES	SCHEDULE	OF SCHEDULE	RPI	RPI	RPI	RPI
DIV. I ONLY	13- 12	161	0- 1	204	284	172	172	25	25	
DIV. I NON-CONF.	2- 5	264	0- 0	132	149	183	183	23	23	
TOTALS	RPI 1-25	RPI 26-50	W-L RECORDS	RPI 51-100	RPI 101-150	RPI 150+				
13- 12	0- 0	0- 0	OVERALL	0- 7	1- 1	12- 4				
6- 4	0- 0	0- 0	HOME	0- 2	0- 1	6- 1				
7- 7	0- 0	0- 0	AWAY	0- 4	1- 0	6- 3				
0- 1	0- 0	0- 0	NEUTRAL	0- 1	0- 0	0- 0				
2- 5	0- 0	0- 0	NON-CONFERENCE	0- 3	0- 0	2- 2				
0- 1	0- 0	0- 0	HOME	0- 0	0- 0	0- 1				
2- 3	0- 0	0- 0	AWAY	0- 2	0- 0	2- 1				
0- 1	0- 0	0- 0	NEUTRAL	0- 1	0- 0	0- 0				
11- 7	0- 0	0- 0	CONFERENCE	0- 4	1- 1	10- 2				
6- 3	0- 0	0- 0	HOME	0- 2	0- 1	6- 0				
5- 4	0- 0	0- 0	AWAY	0- 2	1- 0	4- 2				
0- 0	0- 0	0- 0	NEUTRAL	0- 0	0- 0	0- 0				

RPI 1-25			RPI 26-50			RPI 51-100			RPI 101+			Team's RPI: 172
RPI	S	Opponent	Score	RPI	S	Opponent	Score	RPI	S	Opponent	Score	
						53	A Lamar University	76	81	145	A Abilene Christian	72 63
						53	H Lamar University	72	83	145	H Abilene Christian	79 91
						58	A TCU	59	72	157	A Nicholls St.	81 84
						63	A SFA	75	83	158	H Oral Roberts	62 73
						63	H SFA	68	78	183	A Southern Miss.	65 61
						85	N Troy	79	84	256	A Wichita St.	55 63
						87	A LSU	52	66	270	A Louisiana	68 62
										274	A A&M-Corpus Christi	61 76
										274	H A&M-Corpus Christi	61 59
										282	H New Orleans	86 62
										286	A Central Ark.	71 59
										286	H Central Ark.	66 62
										308	A Incarnate Word	76 56
										312	A McNeese	93 80
										315	H Northwestern St.	66 55
										322	H Southeastern La.	94 63
										332	A Houston Baptist	74 63
										332	H Houston Baptist	83 64
LAST 12 Division I GAMES:												
63	A	SFA	75	83	274	H	A&M-Corpus Christi	61	59			
286	A	Central Ark.	71	59	145	A	Abilene Christian	72	63			
282	H	New Orleans	86	62	312	A	McNeese	93	80			
332	H	Houston Baptist	83	64	63	H	SFA	68	78			
157	A	Nicholls St.	81	84	322	H	Southeastern La.	94	63			
53	A	Lamar University	76	81	53	H	Lamar University	72	83			

Non-Div I Games: UNKNOWN 94 46 Wiley 101 63 Jarvis Christian 100 55

Sam Houston St.

Loss, Non-Conf, S Site, H Home A Away N Neutral

Average RPI Win: 280	WON-LOST	WINNING	LAST 10	STRENGTH OF	OPP. STRENGTH	TEAM	ADJ.	CONF.	ADJ CONF.
Average RPI Loss: 172	RECORD	PCT. RANK	GAMES	SCHEDULE	OF SCHEDULE	RPI	RPI	RPI	RPI
DIV. I ONLY	8- 20	280	0- 1	264	266	288	288	28	28
DIV. I NON-CONF.	3- 10	278	0- 0	159	228	233	233	24	24
TOTALS	RPI 1-25	RPI 26-50	W-L RECORDS	RPI 51-100	RPI 101-150	RPI 150+			
8- 20	0- 0	0- 1	OVERALL	0- 1	0- 5	8- 13			
5- 4	0- 0	0- 0	HOME	0- 0	0- 2	5- 2			
3- 15	0- 0	0- 1	AWAY	0- 1	0- 3	3- 10			
0- 1	0- 0	0- 0	NEUTRAL	0- 0	0- 0	0- 1			
3- 10	0- 0	0- 1	NON-CONFERENCE	0- 1	0- 3	3- 5			
1- 1	0- 0	0- 0	HOME	0- 0	0- 1	1- 0			
2- 9	0- 0	0- 1	AWAY	0- 1	0- 2	2- 5			
0- 0	0- 0	0- 0	NEUTRAL	0- 0	0- 0	0- 0			
5- 10	0- 0	0- 0	CONFERENCE	0- 0	0- 2	5- 8			
4- 3	0- 0	0- 0	HOME	0- 0	0- 1	4- 2			
1- 6	0- 0	0- 0	AWAY	0- 0	0- 1	1- 5			
0- 1	0- 0	0- 0	NEUTRAL	0- 0	0- 0	0- 1			

RPI S	Opponent	Score	RPI S	Opponent	Score	RPI S	Opponent	Score	RPI S	Opponent	Score	Team's RPI: 288
48	A Auburn	46 73	85	A Troy	52 72	102	H UAB	41 66	110	A UT Martin	68 89	
						130	A Mercer	68 76	130	H Mercer	52 68	
						143	A Oklahoma St.	62 82	165	A Denver	87 83	
						169	A Chattanooga	56 61	169	H Chattanooga	63 73	
						175	A Colorado	39 81	183	A Southern Miss.	40 76	
						190	A Furman	36 57	190	H Furman	41 74	
						190	N Furman	52 67	193	A Hampton	57 64	
						206	A Vanderbilt	52 77	230	A Memphis	48 53	
						242	A ETSU	50 71	242	H ETSU	79 58	
						254	A Wofford	62 71	254	H Wofford	79 62	
						268	A Alabama St.	60 51	307	A UNC Greensboro	54 55	
						307	H UNC Greensboro	57 53	320	H Presbyterian	75 54	
						342	A Western Caro.	75 42	342	H Western Caro.	58 43	
						242	H ETSU	79 58				
LAST 12 Division I GAMES:												
190	N Furman	52 67	342	H Western Caro.	58 43							
190	H Furman	41 74	130	H Mercer	52 68							
254	H Wofford	79 62	254	A Wofford	62 71							
242	A ETSU	50 71	190	A Furman	36 57							
169	A Chattanooga	56 61	169	H Chattanooga	63 73							
307	H UNC Greensboro	57 53	242	H ETSU	79 58							

Non-Div I Games: Rhodes 71 54 Montevallo 73 47

Samford

Loss, Non-Conf, S Site, H Home A Away N Neutral

Average RPI Win:	234	WON-LOST	WINNING	LAST 10	STRENGTH OF	OPP. STRENGTH	TEAM	ADJ.	CONF.	ADJ CONF.
Average RPI Loss:	117	RECORD	PCT. RANK	GAMES	SCHEDULE	OF SCHEDULE	RPI	RPI	RPI	RPI
DIV. I ONLY	8- 21	284	0- 1	180	86	271	271	7	7	
DIV. I NON-CONF.	6- 4	125	0- 0	320	181	219	219	7	7	
TOTALS	RPI 1-25	RPI 26-50	W-L RECORDS	RPI 51-100	RPI 101-150	RPI 150+				
8- 21	0- 4	0- 3	OVERALL	0- 4	0- 3	8- 7				
6- 9	0- 2	0- 2	HOME	0- 2	0- 1	6- 2				
2- 11	0- 2	0- 1	AWAY	0- 2	0- 2	2- 4				
0- 1	0- 0	0- 0	NEUTRAL	0- 0	0- 0	0- 1				
6- 4	0- 0	0- 1	NON-CONFERENCE	0- 0	0- 1	6- 2				
5- 1	0- 0	0- 1	HOME	0- 0	0- 0	5- 0				
1- 3	0- 0	0- 0	AWAY	0- 0	0- 1	1- 2				
0- 0	0- 0	0- 0	NEUTRAL	0- 0	0- 0	0- 0				
2- 17	0- 4	0- 2	CONFERENCE	0- 4	0- 2	2- 5				
1- 8	0- 2	0- 1	HOME	0- 2	0- 1	1- 2				
1- 8	0- 2	0- 1	AWAY	0- 2	0- 1	1- 2				
0- 1	0- 0	0- 0	NEUTRAL	0- 0	0- 0	0- 1				

RPI 1-25				RPI 26-50				RPI 51-100				RPI 101+ Team's RPI: 271			
RPI	S	Opponent	Score	RPI	S	Opponent	Score	RPI	S	Opponent	Score	RPI	S	Opponent	Score
13	A	Gonzaga	44 71	40	H	California	53 70	97	A	Pepperdine	65 88	105	A	Loyola Marymount	57 83
13	H	Gonzaga	61 86	49	A	Saint Mary's (CA)	60 74	97	H	Pepperdine	55 74	105	H	Loyola Marymount	52 69
25	A	BYU	68 80	49	H	Saint Mary's (CA)	49 80	98	A	Pacific	47 79	107	A	Minnesota	48 53
25	H	BYU	56 65					98	H	Pacific	53 70	164	A	Santa Clara	57 49
LAST 12 Division I GAMES:															
164	N	Santa Clara	59 63	49	H	Saint Mary's (CA)	49 80	105	A	Loyola Marymount	57 83	164	H	Santa Clara	68 77
250	H	San Francisco	66 59	98	H	Pacific	53 70	97	A	Pepperdine	65 88	164	N	Santa Clara	59 63
164	H	Santa Clara	68 77	25	A	BYU	68 80	25	H	BYU	56 65	192	A	Portland	74 96
25	A	BYU	68 80	13	A	Gonzaga	44 71	13	H	Gonzaga	61 86	192	H	Portland	60 69
192	A	Portland	74 96									199	H	Hawaii	58 50
13	A	Gonzaga	44 71									204	H	San Diego St.	72 71
												210	H	Dartmouth	78 76
												250	A	San Francisco	57 68
												250	H	San Francisco	66 59
												265	A	Long Beach St.	60 56
												269	A	Southern Utah	59 69
												280	H	Cleveland St.	83 82
												299	H	San Jose St.	83 79
												302	A	UTSA	77 87

Non-Div I Games: Cal St. San B'dino 76 58

San Diego

Loss, Non-Conf, S Site, H Home A Away N Neutral

Average RPI Win:	213	WON-LOST	WINNING	LAST 10	STRENGTH OF	OPP. STRENGTH	TEAM	ADJ.	CONF.	ADJ CONF.
Average RPI Loss:	156	RECORD	PCT. RANK	GAMES	SCHEDULE	OF SCHEDULE	RPI	RPI	RPI	RPI
DIV. I ONLY	14- 18	211	2- 0	187	172	204	204	15	15	
DIV. I NON-CONF.	5- 6	177	0- 0	251	245	229	229	12	12	
TOTALS	RPI 1-25	RPI 26-50	W-L RECORDS	RPI 51-100	RPI 101-150	RPI 150+				
14- 18	0- 0	0- 2	OVERALL	2- 5	1- 2	11- 9				
8- 7	0- 0	0- 1	HOME	1- 2	0- 1	7- 3				
4- 10	0- 0	0- 1	AWAY	0- 2	1- 1	3- 6				
2- 1	0- 0	0- 0	NEUTRAL	1- 1	0- 0	1- 0				
5- 6	0- 0	0- 0	NON-CONFERENCE	0- 2	0- 1	5- 3				
3- 3	0- 0	0- 0	HOME	0- 2	0- 0	3- 1				
2- 3	0- 0	0- 0	AWAY	0- 0	0- 1	2- 2				
0- 0	0- 0	0- 0	NEUTRAL	0- 0	0- 0	0- 0				
9- 12	0- 0	0- 2	CONFERENCE	2- 3	1- 1	6- 6				
5- 4	0- 0	0- 1	HOME	1- 0	0- 1	4- 2				
2- 7	0- 0	0- 1	AWAY	0- 2	1- 0	1- 4				
2- 1	0- 0	0- 0	NEUTRAL	1- 1	0- 0	1- 0				

RPI S	Opponent	Score	RPI S	Opponent	Score	RPI S	Opponent	Score	RPI S	Opponent	Score	Team's RPI: 204
42	A Boise St.	67 91	42	H Boise St.	66 69	54	A New Mexico	62 70	118	A Fresno St.	59 58	
						54	H New Mexico	61 59	118	H Fresno St.	81 87	
						54	N New Mexico	70 61	144	A CSUN	74 77	
						56	A Wyoming	45 87	164	A Santa Clara	43 60	
						56	N Wyoming	70 75	176	A UC Irvine	78 70	
						58	H TCU	64 81	179	A Utah St.	56 54	
						82	H Arizona	60 69	179	H Utah St.	52 65	
									199	H Hawaii	58 57	
									202	A UNLV	57 71	
									202	H UNLV	49 62	
									218	H California Baptist	83 67	
									245	A Nevada	69 74	
									245	H Nevada	64 61	
									261	A Cal St. Fullerton	83 72	
									271	A San Diego	71 72	
									279	H Colorado St.	54 45	
									290	H UC Santa Barbara	58 63	
									296	A Air Force	66 75	
									296	H Air Force	70 61	
									296	N Air Force	63 55	
									299	A San Jose St.	76 84	
									299	H San Jose St.	69 68	
									308	H Incarnate Word	81 38	
LAST 12 Division I GAMES:												
296	N Air Force	63 55	179	H Utah St.	52 65							
54	N New Mexico	70 61	202	H UNLV	49 62							
56	N Wyoming	70 75	245	A Nevada	69 74							
245	H Nevada	64 61	42	A Boise St.	67 91							
118	A Fresno St.	59 58	279	H Colorado St.	54 45							
299	A San Jose St.	76 84	179	A Utah St.	56 54							

Non-Div I Games:

San Diego St.

San Francisco

Through Games Of March 12, 2019

Average RPI Win:	262	WON-LOST	WINNING	LAST 10	STRENGTH OF	OPP. STRENGTH	TEAM	ADJ.	CONF.	ADJ CONF.
Average RPI Loss:	102	RECORD	PCT. RANK	GAMES	SCHEDULE	OF SCHEDULE	RPI	RPI	RPI	RPI
DIV. I ONLY	7- 24	308	1- 1	103	91	250	250	7	7	
DIV. I NON-CONF.	4- 7	228	0- 0	196	182	228	228	7	7	
TOTALS	RPI 1-25	RPI 26-50	W-L RECORDS	RPI 51-100	RPI 101-150	RPI 150+				
7- 24	0- 5	0- 2	OVERALL	0- 7	0- 4	7- 6				
2- 11	0- 2	0- 1	HOME	0- 4	0- 2	2- 2				
2- 11	0- 3	0- 1	AWAY	0- 3	0- 1	2- 3				
3- 2	0- 0	0- 0	NEUTRAL	0- 0	0- 1	3- 1				
4- 7	0- 1	0- 0	NON-CONFERENCE	0- 3	0- 1	4- 2				
1- 3	0- 0	0- 0	HOME	0- 2	0- 1	1- 0				
1- 3	0- 1	0- 0	AWAY	0- 1	0- 0	1- 1				
2- 1	0- 0	0- 0	NEUTRAL	0- 0	0- 0	2- 1				
3- 17	0- 4	0- 2	CONFERENCE	0- 4	0- 3	3- 4				
1- 8	0- 2	0- 1	HOME	0- 2	0- 1	1- 2				
1- 8	0- 2	0- 1	AWAY	0- 2	0- 1	1- 2				
1- 1	0- 0	0- 0	NEUTRAL	0- 0	0- 1	1- 0				

RPI 1-25				RPI 26-50				RPI 51-100				RPI 101+ Team's RPI: 250			
RPI	S	Opponent	Score	RPI	S	Opponent	Score	RPI	S	Opponent	Score	RPI	S	Opponent	Score
4	A	Stanford	62 96	49	A	Saint Mary's (CA)	63 88	70	H	UT Arlington	73 80	105	A	Loyola Marymount	58 66
13	A	Gonzaga	51 78	49	H	Saint Mary's (CA)	65 80	80	A	Idaho	63 70	105	H	Loyola Marymount	66 73
13	H	Gonzaga	44 64					84	H	UC Davis	68 70	105	N	Loyola Marymount	45 66
25	A	BYU	59 82					97	A	Pepperdine	50 69	121	H	Northern Colo.	63 68
25	H	BYU	59 67					97	H	Pepperdine	66 72	160	A	Washington St.	61 91
								98	A	Pacific	48 74	164	A	Santa Clara	57 49
								98	H	Pacific	75 85	164	H	Santa Clara	66 71
												192	A	Portland	73 78
												192	H	Portland	66 69
												192	N	Portland	76 69
												222	N	North Dakota	97 100
												264	A	Sacramento St.	86 75
												271	A	San Diego	59 66
												271	H	San Diego	68 57
												299	H	San Jose St.	85 63
												319	N	Cal Poly	65 62
												323	N	North Dakota St.	75 42
LAST 12 Division I GAMES:															
192	N	Portland	76 69	49	A	Saint Mary's (CA)	63 88	98	A	Pacific	48 74	105	H	Loyola Marymount	66 73
105	N	Loyola Marymount	45 66	98	A	Pacific	48 74	97	H	Pepperdine	66 72	164	A	Santa Clara	57 49
271	A	San Diego	59 66	105	H	Loyola Marymount	66 73	164	A	Santa Clara	57 49	192	A	Portland	73 78
25	A	BYU	59 82	97	H	Pepperdine	66 72								
13	H	Gonzaga	44 64	164	A	Santa Clara	57 49								
192	H	Portland	66 69	192	A	Portland	73 78								

Non-Div I Games:

San Francisco

■ Loss,
 ■ Non-Conf,
 ■ S Site,
 ■ Home
 ■ A Away
 N Neutral

Average RPI Win:	226	WON-LOST	WINNING	LAST 10	STRENGTH OF	OPP. STRENGTH	TEAM	ADJ.	CONF.	ADJ CONF.
Average RPI Loss:	152	RECORD	PCT. RANK	GAMES	SCHEDULE	OF SCHEDULE	RPI	RPI	RPI	RPI
DIV. I ONLY	6- 23	319	0- 1	164	154	299	299	15	15	
DIV. I NON-CONF.	1- 9	326	0- 0	244	191	336	336	12	12	
TOTALS	RPI 1-25	RPI 26-50	W-L RECORDS	RPI 51-100	RPI 101-150	RPI 150+				
6- 23	0- 0	0- 2	OVERALL	0- 6	1- 3	5- 12				
5- 8	0- 0	0- 1	HOME	0- 3	1- 0	4- 4				
1- 14	0- 0	0- 1	AWAY	0- 3	0- 3	1- 7				
0- 1	0- 0	0- 0	NEUTRAL	0- 0	0- 0	0- 1				
1- 9	0- 0	0- 0	NON-CONFERENCE	0- 2	0- 2	1- 5				
1- 3	0- 0	0- 0	HOME	0- 1	0- 0	1- 2				
0- 6	0- 0	0- 0	AWAY	0- 1	0- 2	0- 3				
0- 0	0- 0	0- 0	NEUTRAL	0- 0	0- 0	0- 0				
5- 14	0- 0	0- 2	CONFERENCE	0- 4	1- 1	4- 7				
4- 5	0- 0	0- 1	HOME	0- 2	1- 0	3- 2				
1- 8	0- 0	0- 1	AWAY	0- 2	0- 1	1- 4				
0- 1	0- 0	0- 0	NEUTRAL	0- 0	0- 0	0- 1				

RPI	S	Opponent	Score	RPI	S	Opponent	Score	RPI	S	Opponent	Score	RPI	S	Opponent	Score	Team's RPI: 299
42	A	Boise St.	68 99	42	H	Boise St.	69 83	54	A	New Mexico	72 110	118	A	Fresno St.	48 77	
								54	H	New Mexico	60 79	118	H	Fresno St.	65 57	
								56	A	Wyoming	56 85	123	A	Portland St.	51 80	
								56	H	Wyoming	56 70	144	A	CSUN	40 76	
								94	A	Nebraska	63 96	164	H	Santa Clara	56 62	
								98	H	Pacific	67 91	175	A	Colorado	64 76	
												176	H	UC Irvine	66 74	
												179	A	Utah St.	49 82	
												179	H	Utah St.	68 59	
												202	A	UNLV	70 74	
												202	H	UNLV	43 53	
												204	A	San Diego St.	68 69	
												204	H	San Diego St.	84 76	
												245	H	Nevada	49 52	
												245	N	Nevada	68 78	
												250	A	San Francisco	63 85	
												271	A	San Diego	79 83	
												277	H	CSU Bakersfield	82 72	
												279	A	Colorado St.	78 70	
												296	A	Air Force	77 88	
												296	H	Air Force	73 60	
LAST 12 Division I GAMES:																
245	N	Nevada	68 78	279	A	Colorado St.	78 70	202	A	UNLV	70 74	54	H	New Mexico	60 79	
118	H	Fresno St.	65 57	42	H	Boise St.	69 83	204	A	San Diego St.	68 69	179	H	Utah St.	68 59	
56	A	Wyoming	56 85													
204	H	San Diego St.	84 76													
54	A	New Mexico	72 110													
296	H	Air Force	73 60													

Non-Div I Games: San Fran. St. 66 73

San Jose St.

Santa Clara

Through Games Of March 12, 2019

Average RPI Win:	215	WON-LOST	WINNING	LAST 10	STRENGTH OF	OPP. STRENGTH	TEAM	ADJ.	CONF.	ADJ CONF.
Average RPI Loss:	90	RECORD	PCT. RANK	GAMES	SCHEDULE	OF SCHEDULE	RPI	RPI	RPI	RPI
DIV. I ONLY	13- 17	212	1- 1	108	95	164	164	7	7	
DIV. I NON-CONF.	6- 4	125	0- 0	187	198	132	132	7	7	
TOTALS	RPI 1-25	RPI 26-50	W-L RECORDS	RPI 51-100	RPI 101-150	RPI 150+				
13- 17	0- 5	0- 2	OVERALL	2- 5	1- 3	10- 2				
5- 9	0- 2	0- 1	HOME	1- 2	0- 2	4- 2				
7- 7	0- 3	0- 1	AWAY	1- 2	1- 1	5- 0				
1- 1	0- 0	0- 0	NEUTRAL	0- 1	0- 0	1- 0				
6- 4	0- 1	0- 0	NON-CONFERENCE	1- 1	0- 2	5- 0				
4- 1	0- 0	0- 0	HOME	1- 0	0- 1	3- 0				
2- 3	0- 1	0- 0	AWAY	0- 1	0- 1	2- 0				
0- 0	0- 0	0- 0	NEUTRAL	0- 0	0- 0	0- 0				
7- 13	0- 4	0- 2	CONFERENCE	1- 4	1- 1	5- 2				
1- 8	0- 2	0- 1	HOME	0- 2	0- 1	1- 2				
5- 4	0- 2	0- 1	AWAY	1- 1	1- 0	3- 0				
1- 1	0- 0	0- 0	NEUTRAL	0- 1	0- 0	1- 0				

RPI S Opponent Score	RPI S Opponent Score	RPI S Opponent Score	RPI S Opponent Score
13 A Gonzaga 61 78	49 A Saint Mary's (CA) 68 81	52 A Southern California 46 77	105 A Loyola Marymount 83 75
13 H Gonzaga 61 74	49 H Saint Mary's (CA) 59 83	71 H Missouri St. 77 73	105 H Loyola Marymount 60 69
24 A Oregon St. 31 82		97 A Pepperdine 48 74	118 A Fresno St. 53 80
25 A BYU 64 69		97 H Pepperdine 74 76	144 H CSUN 38 53
25 H BYU 44 54		98 A Pacific 88 83	192 A Portland 72 66
		98 H Pacific 70 74	192 H Portland 106 68
		98 N Pacific 60 76	204 H San Diego St. 60 43
			245 H Nevada 56 48
			250 A San Francisco 71 66
			250 H San Francisco 49 57
			261 A Cal St. Fullerton 64 60
			271 A San Diego 77 68
			271 H San Diego 49 57
			271 N San Diego 63 59
			299 A San Jose St. 62 56
			341 H Grand Canyon 75 55
LAST 12 Division I GAMES:			
271 N San Diego 63 59	98 A Pacific 88 83		
98 N Pacific 60 76	49 A Saint Mary's (CA) 68 81		
25 A BYU 64 69	97 H Pepperdine 74 76		
271 A San Diego 77 68	105 H Loyola Marymount 60 69		
192 H Portland 106 68	250 H San Francisco 49 57		
13 H Gonzaga 61 74	13 A Gonzaga 61 78		

Non-Div I Games: Sonoma St. 98 38

Santa Clara

Loss, Non-Conf, S Site, H Home A Away N Neutral

Average RPI Win:	316	WON-LOST	WINNING	LAST 10	STRENGTH OF	OPP. STRENGTH	TEAM	ADJ.	CONF.	ADJ CONF.
Average RPI Loss:	246	RECORD	PCT. RANK	GAMES	SCHEDULE	OF SCHEDULE	RPI	RPI	RPI	RPI
DIV. I ONLY	5- 19	317	0- 1	348	343	345	345	32	32	
DIV. I NON-CONF.	0- 7	336	0- 0	235	128	342	342	32	32	
TOTALS	RPI 1-25	RPI 26-50	W-L RECORDS	RPI 51-100	RPI 101-150	RPI 150+				
5- 19	0- 1	0- 1	OVERALL	0- 0	0- 0	5- 17				
2- 9	0- 0	0- 0	HOME	0- 0	0- 0	2- 9				
3- 9	0- 1	0- 1	AWAY	0- 0	0- 0	3- 7				
0- 1	0- 0	0- 0	NEUTRAL	0- 0	0- 0	0- 1				
0- 7	0- 1	0- 1	NON-CONFERENCE	0- 0	0- 0	0- 5				
0- 3	0- 0	0- 0	HOME	0- 0	0- 0	0- 3				
0- 4	0- 1	0- 1	AWAY	0- 0	0- 0	0- 2				
0- 0	0- 0	0- 0	NEUTRAL	0- 0	0- 0	0- 0				
5- 12	0- 0	0- 0	CONFERENCE	0- 0	0- 0	5- 12				
2- 6	0- 0	0- 0	HOME	0- 0	0- 0	2- 6				
3- 5	0- 0	0- 0	AWAY	0- 0	0- 0	3- 5				
0- 1	0- 0	0- 0	NEUTRAL	0- 0	0- 0	0- 1				

RPI 1-25				RPI 26-50				RPI 51-100				RPI 101+ Team's RPI: 345			
RPI	S	Opponent	Score	RPI	S	Opponent	Score	RPI	S	Opponent	Score	RPI	S	Opponent	Score
20	A	DePaul	61 124	26	A	South Dakota St.	49 97					197	A	N.C. A&T	69 73
												207	A	UMES	46 78
												220	H	Bethune-Cookman	47 68
												225	H	Howard	70 106
												228	H	Texas Southern	41 65
												234	H	Jacksonville	58 68
												237	A	Ole Miss	51 74
												256	A	Wichita St.	50 66
												276	H	Norfolk St.	42 78
												285	H	Ga. Southern	71 82
												297	A	South Carolina St.	65 64
												297	H	South Carolina St.	60 71
												297	N	South Carolina St.	53 62
												311	A	Morgan St.	47 63
												311	H	Morgan St.	53 35
												314	A	Coppin St.	76 70
												314	H	Coppin St.	68 57
												335	A	N.C. Central	65 77
												335	H	N.C. Central	67 71
												340	A	Delaware St.	58 66
												346	A	Florida A&M	54 50
												346	H	Florida A&M	55 60
LAST 12 Division I GAMES:															
				297	N	South Carolina St.	53 62					346	H	Florida A&M	55 60
				297	A	South Carolina St.	65 64					311	H	Morgan St.	53 35
				225	H	Howard	70 106					314	H	Coppin St.	68 57
				197	A	N.C. A&T	69 73					207	A	UMES	46 78
				335	A	N.C. Central	65 77					340	A	Delaware St.	58 66
				220	H	Bethune-Cookman	47 68					335	H	N.C. Central	67 71

Non-Div I Games: Carver 101 49 Wesleyan (GA) 155 26

Savannah St.

Loss, Non-Conf, S Site, H Home A Away N Neutral

Average RPI Win:	322	WON-LOST	WINNING	LAST 10	STRENGTH OF	OPP. STRENGTH	TEAM	ADJ.	CONF.	ADJ CONF.
Average RPI Loss:	205	RECORD	PCT. RANK	GAMES	SCHEDULE	OF SCHEDULE	RPI	RPI	RPI	RPI
DIV. I ONLY	3- 26	345	1- 0	259	317	337	337	31	31	
DIV. I NON-CONF.	0- 13	336	0- 0	147	244	332	332	30	30	
TOTALS	RPI 1-25	RPI 26-50	W-L RECORDS	RPI 51-100	RPI 101-150	RPI 150+				
3- 26	0- 0	0- 0	OVERALL	0- 5	0- 4	3- 17				
1- 12	0- 0	0- 0	HOME	0- 1	0- 2	1- 9				
2- 13	0- 0	0- 0	AWAY	0- 3	0- 2	2- 8				
0- 1	0- 0	0- 0	NEUTRAL	0- 1	0- 0	0- 0				
0- 13	0- 0	0- 0	NON-CONFERENCE	0- 5	0- 2	0- 6				
0- 5	0- 0	0- 0	HOME	0- 1	0- 1	0- 3				
0- 7	0- 0	0- 0	AWAY	0- 3	0- 1	0- 3				
0- 1	0- 0	0- 0	NEUTRAL	0- 1	0- 0	0- 0				
3- 13	0- 0	0- 0	CONFERENCE	0- 0	0- 2	3- 11				
1- 7	0- 0	0- 0	HOME	0- 0	0- 1	1- 6				
2- 6	0- 0	0- 0	AWAY	0- 0	0- 1	2- 5				
0- 0	0- 0	0- 0	NEUTRAL	0- 0	0- 0	0- 0				

RPI S	Opponent	Score	RPI S	Opponent	Score	RPI S	Opponent	Score	RPI S	Opponent	Score	Team's RPI: 337
						82 N	Arizona	54 84	123 A	Portland St.	43 68	
						84 A	UC Davis	59 76	133 A	New Mexico St.	55 75	
						92 A	Utah	62 89	133 H	New Mexico St.	72 83	
						97 H	Pepperdine	64 78	134 H	Washington	58 69	
						98 A	Pacific	61 75	176 A	UC Irvine	60 65	
									199 A	Hawaii	51 67	
									218 A	California Baptist	83 100	
									218 H	California Baptist	64 86	
									221 H	Northern Ariz.	58 65	
									229 A	UTRGV	56 69	
									229 H	UTRGV	70 74	
									243 A	UMKC	66 83	
									243 H	UMKC	62 86	
									245 A	Nevada	54 67	
									261 H	Cal St. Fullerton	54 57	
									277 A	CSU Bakersfield	68 58	
									277 H	CSU Bakersfield	60 70	
									289 A	Utah Valley	56 63	
									289 H	Utah Valley	55 58	
									319 H	Cal Poly	50 60	
									341 A	Grand Canyon	70 55	
									341 H	Grand Canyon	73 74	
									349 A	Chicago St.	61 64	
									349 H	Chicago St.	90 54	
LAST 12 Division I GAMES:												
			341 A	Grand Canyon	70 55		229 H	UTRGV	70 74			
			277 A	CSU Bakersfield	68 58		289 A	Utah Valley	56 63			
			218 H	California Baptist	64 86		218 A	California Baptist	83 100			
			349 A	Chicago St.	61 64		243 H	UMKC	62 86			
			243 A	UMKC	66 83		349 H	Chicago St.	90 54			
			133 H	New Mexico St.	72 83		229 A	UTRGV	56 69			

Non-Div I Games:

Seattle U

■ Loss,
 ■ Non-Conf,
 ■ S Site,
 ■ Home
 ■ A Away
 N Neutral

Average RPI Win:	187	WON-LOST	WINNING	LAST 10	STRENGTH OF	OPP. STRENGTH	TEAM	ADJ.	CONF.	ADJ CONF.
Average RPI Loss:	78	RECORD	PCT. RANK	GAMES	SCHEDULE	OF SCHEDULE	RPI	RPI	RPI	RPI
DIV. I ONLY	15- 15	170	0- 1	99	75	142	142	6	6	
DIV. I NON-CONF.	8- 3	72	0- 0	260	242	126	126	4	4	
TOTALS	RPI 1-25	RPI 26-50	W-L RECORDS	RPI 51-100	RPI 101-150	RPI 150+				
15- 15	1- 4	0- 1	OVERALL	4- 6	3- 2	7- 2				
11- 4	0- 2	0- 0	HOME	3- 1	2- 0	6- 1				
3- 9	1- 2	0- 1	AWAY	1- 4	1- 1	0- 1				
1- 2	0- 0	0- 0	NEUTRAL	0- 1	0- 1	1- 0				
8- 3	0- 1	0- 1	NON-CONFERENCE	1- 1	0- 0	7- 0				
6- 0	0- 0	0- 0	HOME	0- 0	0- 0	6- 0				
1- 2	0- 1	0- 1	AWAY	1- 0	0- 0	0- 0				
1- 1	0- 0	0- 0	NEUTRAL	0- 1	0- 0	1- 0				
7- 12	1- 3	0- 0	CONFERENCE	3- 5	3- 2	0- 2				
5- 4	0- 2	0- 0	HOME	3- 1	2- 0	0- 1				
2- 7	1- 1	0- 0	AWAY	0- 4	1- 1	0- 1				
0- 1	0- 0	0- 0	NEUTRAL	0- 0	0- 1	0- 0				

RPI 1-25				RPI 26-50				RPI 51-100				RPI 101+ Team's RPI: 142			
RPI	S	Opponent	Score	RPI	S	Opponent	Score	RPI	S	Opponent	Score	RPI	S	Opponent	Score
6	A	UConn	61 99	33	A	UCLA	62 78	51	A	Princeton	70 66	114	A	St. John's (NY)	76 72
12	A	Marquette	60 96					55	A	Villanova	68 73	114	H	St. John's (NY)	77 67
12	H	Marquette	63 109					55	H	Villanova	66 70	114	N	St. John's (NY)	51 76
20	A	DePaul	84 73					66	N	Georgia Tech	73 84	120	A	Providence	75 82
20	H	DePaul	85 94					69	A	Georgetown	43 51	120	H	Providence	79 73
								69	H	Georgetown	76 63	217	A	Xavier	62 63
								74	A	Butler	59 62	217	H	Xavier	76 80
								74	H	Butler	83 62	247	H	St. Francis Brooklyn	100 77
								93	A	Creighton	71 80	298	H	Kennesaw St.	102 80
								93	H	Creighton	82 75	302	H	UTSA	84 53
												307	N	UNC Greensboro	71 64
												318	H	Wagner	95 40
												327	H	UMass Lowell	90 57
												347	H	Saint Peter's	90 47
LAST 12 Division I GAMES:															
114	N	St. John's (NY)	51 76	93	A	Creighton	71 80								
114	A	St. John's (NY)	76 72	120	A	Providence	75 82								
55	A	Villanova	68 73	74	H	Butler	83 62								
69	A	Georgetown	43 51	217	H	Xavier	76 80								
12	H	Marquette	63 109	69	H	Georgetown	76 63								
20	H	DePaul	85 94	55	H	Villanova	66 70								

Non-Div I Games:

Seton Hall

■ Loss,
 ■ Non-Conf,
 ■ S Site,
 ■ Home
 ■ A Away
 N Neutral

Average RPI Win: 281	WON-LOST	WINNING	LAST 10	STRENGTH OF	OPP. STRENGTH	TEAM	ADJ.	CONF.	ADJ CONF.
Average RPI Loss: 180	RECORD	PCT. RANK	GAMES	SCHEDULE	OF SCHEDULE	RPI	RPI	RPI	RPI
DIV. I ONLY	12- 18	226	0- 1	283	287	275	275	26	26
DIV. I NON-CONF.	4- 7	228	0- 0	208	298	269	269	27	27
TOTALS	RPI 1-25	RPI 26-50	W-L RECORDS	RPI 51-100	RPI 101-150	RPI 150+			
12- 18	0- 0	0- 2	OVERALL	0- 3	0- 2	12- 11			
6- 9	0- 0	0- 1	HOME	0- 2	0- 1	6- 5			
5- 7	0- 0	0- 1	AWAY	0- 0	0- 1	5- 5			
1- 2	0- 0	0- 0	NEUTRAL	0- 1	0- 0	1- 1			
4- 7	0- 0	0- 0	NON-CONFERENCE	0- 3	0- 0	4- 4			
2- 4	0- 0	0- 0	HOME	0- 2	0- 0	2- 2			
1- 2	0- 0	0- 0	AWAY	0- 0	0- 0	1- 2			
1- 1	0- 0	0- 0	NEUTRAL	0- 1	0- 0	1- 0			
8- 11	0- 0	0- 2	CONFERENCE	0- 0	0- 2	8- 7			
4- 5	0- 0	0- 1	HOME	0- 0	0- 1	4- 3			
4- 5	0- 0	0- 1	AWAY	0- 0	0- 1	4- 3			
0- 1	0- 0	0- 0	NEUTRAL	0- 0	0- 0	0- 1			

RPI S	Opponent	Score	RPI S	Opponent	Score	RPI S	Opponent	Score	RPI S	Opponent	Score	Team's RPI: 275
39	A Quinnipiac	31 68	39	H Quinnipiac	38 67	60	H Penn	51 58	119	A Marist	59 88	
						64	N Drexel	39 51	119	H Marist	58 73	
						88	H Harvard	54 73	171	A Rider	54 77	
									171	H Rider	52 55	
									181	A Sacred Heart	50 72	
									205	H Massachusetts	64 59	
									216	A Monmouth	77 68	
									216	H Monmouth	54 56	
									225	A Howard	86 81	
									246	H Colgate	55 53	
									248	H Hofstra	50 57	
									260	A St. Bonaventure	58 74	
									263	A Manhattan	48 52	
									263	H Manhattan	62 56	
									272	H Niagara	67 61	
									282	A Fairfield	55 59	
									282	H Fairfield	40 66	
									287	A Canisius	78 66	
									306	H Fla. Atlantic	66 70	
									318	N Wagner	74 71	
									325	A Iona	66 45	
									325	H Iona	59 47	
									325	N Iona	64 75	
									347	A Saint Peter's	84 57	
									347	H Saint Peter's	50 46	
LAST 12 Division I GAMES:												
325	N Iona	64 75	282	H Fairfield	40 66							
318	N Wagner	74 71	216	H Monmouth	54 56							
39	H Quinnipiac	38 67	325	A Iona	66 45							
171	A Rider	54 77	263	A Manhattan	48 52							
287	A Canisius	78 66	119	H Marist	58 73							
272	H Niagara	67 61	282	A Fairfield	55 59							

Non-Div I Games:

Siena

■ Loss,
 ■ Non-Conf,
 ■ S Site,
 ■ Home
 ■ Away
 N Neutral

Season Summary				Through Games Of March 11, 2013						
Average RPI Win:	220	WON-LOST	WINNING	LAST 10	STRENGTH OF	OPP. STRENGTH	TEAM	ADJ.	CONF.	ADJ CONF.
Average RPI Loss:	123	RECORD	PCT. RANK	GAMES	SCHEDULE	OF SCHEDULE	RPI	RPI	RPI	RPI
DIV. I ONLY	19- 9	75	1- 0	221	169	116	116	12	12	
DIV. I NON-CONF.	9- 0	1	0- 0	295	275	52	52	14	14	

TOTALS	RPI 1-25		RPI 26-50		W-L RECORDS		RPI 51-100		RPI 101-150	RPI 150+
19- 9	0- 0		0- 0		OVERALL		1- 4		3- 2	15- 3
10- 3	0- 0		0- 0		HOME		1- 1		1- 1	8- 1
8- 6	0- 0		0- 0		AWAY		0- 3		1- 1	7- 2
1- 0	0- 0		0- 0		NEUTRAL		0- 0		1- 0	0- 0
9- 0	0- 0		0- 0		NON-CONFERENCE		0- 0		1- 0	8- 0
3- 0	0- 0		0- 0		HOME		0- 0		0- 0	3- 0
5- 0	0- 0		0- 0		AWAY		0- 0		0- 0	5- 0
1- 0	0- 0		0- 0		NEUTRAL		0- 0		1- 0	0- 0
10- 9	0- 0		0- 0		CONFERENCE		1- 4		2- 2	7- 3
7- 3	0- 0		0- 0		HOME		1- 1		1- 1	5- 1
3- 6	0- 0		0- 0		AWAY		0- 3		1- 1	2- 2
0- 0	0- 0		0- 0		NEUTRAL		0- 0		0- 0	0- 0

RPI 1-25				RPI 26-50				RPI 51-100				RPI 101+ Team's RPI: 116			
RPI	S	Opponent	Score	RPI	S	Opponent	Score	RPI	S	Opponent	Score	RPI	S	Opponent	Score
								70	A	UT Arlington	51 72	133	N	New Mexico St.	68 67
								72	A	Little Rock	44 47	135	A	Appalachian St.	63 71
								72	H	Little Rock	42 65	135	H	Appalachian St.	50 59
								85	A	Troy	58 66	139	A	Georgia St.	68 59
								85	H	Troy	80 77	139	H	Georgia St.	62 59
												156	A	Alabama	72 67
												162	A	Texas St.	45 77
												170	A	Southern U.	53 49
												173	A	Coastal Caro.	88 78
												173	H	Coastal Caro.	67 50
												183	H	Southern Miss.	77 68
												189	A	Arkansas St.	58 69
												189	H	Arkansas St.	64 77
												242	H	ETSU	81 74
												268	H	Alabama St.	77 65
												270	H	Louisiana	73 61
												270	H	Louisiana	83 60
												285	A	Ga. Southern	69 53
												285	H	Ga. Southern	73 60
												286	A	Central Ark.	58 50
												300	H	La.-Monroe	77 49
												303	A	Tennessee St.	78 56
												321	A	FIU	84 77
LAST 12 Division I GAMES:															
				270	H	Louisiana	73 61	85	A	Troy	58 66				
				321	A	FIU	84 77	139	H	Georgia St.	62 59				
				135	H	Appalachian St.	50 59	285	H	Ga. Southern	73 60				
				173	H	Coastal Caro.	67 50	72	A	Little Rock	44 47				
				162	A	Texas St.	45 77	189	A	Arkansas St.	58 69				
				70	A	UT Arlington	51 72	85	H	Troy	80 77				

Non-Div I Games: Faulkner

97 40

Spring Hill

75 57

South Alabama

Loss, Non-Conf, S Site, H Home A Away N Neutral

South Carolina

Through Games Of March 12, 2019

Average RPI Win:	130	WON-LOST	WINNING	LAST 10	STRENGTH OF	OPP. STRENGTH	TEAM	ADJ.	CONF.	ADJ CONF.
Average RPI Loss:	18	RECORD	PCT. RANK	GAMES	SCHEDULE	OF SCHEDULE	RPI	RPI	RPI	RPI
DIV. I ONLY	21- 9	59	0- 1	10	28	19	19	5	5	
DIV. I NON-CONF.	8- 5	119	0- 0	16	18	37	37	5	5	
TOTALS	RPI 1-25	RPI 26-50	W-L RECORDS	RPI 51-100	RPI 101-150	RPI 150+				
21- 9	2- 8	3- 0	OVERALL	4- 1	3- 0	9- 0				
11- 4	0- 4	2- 0	HOME	0- 0	3- 0	6- 0				
9- 2	2- 2	1- 0	AWAY	4- 0	0- 0	2- 0				
1- 3	0- 2	0- 0	NEUTRAL	0- 1	0- 0	1- 0				
8- 5	0- 5	1- 0	NON-CONFERENCE	1- 0	2- 0	4- 0				
5- 2	0- 2	1- 0	HOME	0- 0	2- 0	2- 0				
2- 1	0- 1	0- 0	AWAY	1- 0	0- 0	1- 0				
1- 2	0- 2	0- 0	NEUTRAL	0- 0	0- 0	1- 0				
13- 4	2- 3	2- 0	CONFERENCE	3- 1	1- 0	5- 0				
6- 2	0- 2	1- 0	HOME	0- 0	1- 0	4- 0				
7- 1	2- 1	1- 0	AWAY	3- 0	0- 0	1- 0				
0- 1	0- 0	0- 0	NEUTRAL	0- 1	0- 0	0- 0				

RPI S	Opponent	Score	RPI S	Opponent	Score	RPI S	Opponent	Score	RPI S	Opponent	Score
2	H Baylor	69 94	31	H Missouri	79 65	56	A Tennessee	82 67	111	H Georgia	65 57
6	A UConn	79 97	48	A Auburn	73 66	65	A Arkansas	87 79	117	H Dayton	65 55
8	A Mississippi St.	74 89	50	H Clemson	69 57	65	N Arkansas	89 95	135	H Appalachian St.	80 50
8	H Mississippi St.	64 68				87	A LSU	76 53	156	H Alabama	62 59
14	H Maryland	61 85				90	A Purdue	82 73	166	H Temple	88 60
16	N Drake	85 90							190	H Furman	66 53
17	A Texas A&M	60 57							206	H Vanderbilt	80 69
22	A Kentucky	74 70							214	A Florida	96 77
22	H Kentucky	57 65							214	H Florida	71 40
24	N Oregon St.	68 70							237	H Ole Miss	76 42
									242	N ETSU	101 55
									268	A Alabama St.	94 38
LAST 12 Division I GAMES:											
65	N Arkansas	89 95	22	H Kentucky	57 65						
16	N Drake	85 90	214	A Florida	96 77						
24	N Oregon St.	68 70	111	H Georgia	65 57						
8	H Mississippi St.	64 68	6	A UConn	79 97						
48	A Auburn	73 66	237	H Ole Miss	76 42						
56	A Tennessee	82 67	65	A Arkansas	87 79						

Non-Div I Games:

South Carolina

Loss, Non-Conf, S Site, H Home A Away N Neutral

Average RPI Win:	306	WON-LOST	WINNING	LAST 10	STRENGTH OF	OPP. STRENGTH	TEAM	ADJ.	CONF.	ADJ CONF.
Average RPI Loss:	223	RECORD	PCT. RANK	GAMES	SCHEDULE	OF SCHEDULE	RPI	RPI	RPI	RPI
DIV. I ONLY	14- 15	183	1- 0	351	345	297	297	32	32	
DIV. I NON-CONF.	5- 7	206	0- 0	329	273	289	289	32	32	
TOTALS	RPI 1-25	RPI 26-50	W-L RECORDS	RPI 51-100	RPI 101-150	RPI 150+				
14- 15	0- 0	0- 0	OVERALL	0- 2	0- 1	14- 12				
6- 6	0- 0	0- 0	HOME	0- 0	0- 0	6- 6				
7- 7	0- 0	0- 0	AWAY	0- 2	0- 0	7- 5				
1- 2	0- 0	0- 0	NEUTRAL	0- 0	0- 1	1- 1				
5- 7	0- 0	0- 0	NON-CONFERENCE	0- 2	0- 1	5- 4				
3- 1	0- 0	0- 0	HOME	0- 0	0- 0	3- 1				
2- 4	0- 0	0- 0	AWAY	0- 2	0- 0	2- 2				
0- 2	0- 0	0- 0	NEUTRAL	0- 0	0- 1	0- 1				
9- 8	0- 0	0- 0	CONFERENCE	0- 0	0- 0	9- 8				
3- 5	0- 0	0- 0	HOME	0- 0	0- 0	3- 5				
5- 3	0- 0	0- 0	AWAY	0- 0	0- 0	5- 3				
1- 0	0- 0	0- 0	NEUTRAL	0- 0	0- 0	1- 0				

RPI S	Opponent	Score	RPI S	Opponent	Score	RPI S	Opponent	Score	RPI S	Opponent	Score	Team's RPI: 297
						82	A Arizona	32 73	150	N Wake Forest	44 58	
						83	A Radford	31 61	173	A Coastal Caro.	44 57	
									191	N East Carolina	63 71	
									197	A N.C. A&T	52 59	
									197	H N.C. A&T	44 58	
									202	H UNLV	58 49	
									207	A UMES	43 63	
									220	A Bethune-Cookman	57 51	
									220	H Bethune-Cookman	64 69	
									225	H Howard	72 63	
									276	H Norfolk St.	50 57	
									292	H Charleston So.	67 58	
									295	A Col. of Charleston	51 75	
									305	H Winthrop	50 58	
									311	A Morgan St.	51 62	
									311	H Morgan St.	61 63	
									314	A Coppin St.	75 59	
									314	H Coppin St.	60 55	
									320	A Presbyterian	57 48	
									335	A N.C. Central	72 60	
									340	A Delaware St.	63 60	
									342	A Western Caro.	54 39	
									343	H USC Upstate	71 66	
									345	A Savannah St.	71 60	
									345	H Savannah St.	64 65	
									345	N Savannah St.	62 53	
LAST 12 Division I GAMES:												
			345	N Savannah St.	62 53		346	H Florida A&M	61 48			
			202	H UNLV	58 49		220	H Bethune-Cookman	64 69			
			345	H Savannah St.	64 65		314	H Coppin St.	60 55			
			220	A Bethune-Cookman	57 51		311	H Morgan St.	61 63			
			335	A N.C. Central	72 60		340	A Delaware St.	63 60			
			197	A N.C. A&T	52 59		207	A UMES	43 63			

Non-Div I Games: Voorhees 88 61 UNKNOWN 67 51

South Carolina St.

■ Loss,
 ■ Non-Conf,
 ■ S Site,
 ■ Home
 ■ A Away
 N Neutral

RPI	S	Opponent	Score
346	H	Florida A&M	61 48

S
o
u
t
h
C
a
r
o
l
i
n
a
S
t
.

S
o
u
t
h
C
a
r
o
l
i
n
a
S
t
.

South Carolina st.

South Dakota

Through Games Of March 12, 2019

Average RPI Win:	203	WON-LOST	WINNING	LAST 10	STRENGTH OF	OPP. STRENGTH	TEAM	ADJ.	CONF.	ADJ CONF.
Average RPI Loss:	56	RECORD	PCT. RANK	GAMES	SCHEDULE	OF SCHEDULE	RPI	RPI	RPI	RPI
DIV. I ONLY	26- 5	15	1- 1	165	131	38	38	19	19	
DIV. I NON-CONF.	10- 2	37	0- 0	46	21	15	15	18	18	
TOTALS	RPI 1-25	RPI 26-50	W-L RECORDS	RPI 51-100	RPI 101-150	RPI 150+				
26- 5	1- 1	2- 3	OVERALL	3- 0	1- 0	19- 1				
11- 0	1- 0	1- 0	HOME	1- 0	0- 0	8- 0				
10- 3	0- 1	1- 1	AWAY	2- 0	0- 0	7- 1				
5- 2	0- 0	0- 2	NEUTRAL	0- 0	1- 0	4- 0				
10- 2	1- 1	1- 1	NON-CONFERENCE	3- 0	1- 0	4- 0				
3- 0	1- 0	0- 0	HOME	1- 0	0- 0	1- 0				
4- 1	0- 1	1- 0	AWAY	2- 0	0- 0	1- 0				
3- 1	0- 0	0- 1	NEUTRAL	0- 0	1- 0	2- 0				
16- 3	0- 0	1- 2	CONFERENCE	0- 0	0- 0	15- 1				
8- 0	0- 0	1- 0	HOME	0- 0	0- 0	7- 0				
6- 2	0- 0	0- 1	AWAY	0- 0	0- 0	6- 1				
2- 1	0- 0	0- 1	NEUTRAL	0- 0	0- 0	2- 0				

RPI	S	Opponent	Score	RPI	S	Opponent	Score	RPI	S	Opponent	Score	RPI	S	Opponent	Score
11	H	Iowa St.	64 59	26	A	South Dakota St.	78 82	67	H	Green Bay	55 49	105	N	Loyola Marymount	67 40
16	A	Drake	64 76	26	H	South Dakota St.	105 98	71	A	Missouri St.	85 74	158	A	Oral Roberts	76 72
				26	N	South Dakota St.	71 83	93	A	Creighton	77 65	158	H	Oral Roberts	75 64
				31	A	Missouri	74 61					165	A	Denver	99 104
				46	N	Indiana	60 68					165	H	Denver	73 58
												185	A	Montana	64 41
												201	N	Grambling	67 53
												222	A	North Dakota	80 50
												222	H	North Dakota	87 54
												222	N	North Dakota	84 61
												240	A	Western Ill.	83 61
												240	H	Western Ill.	92 49
												256	N	Wichita St.	73 64
												308	H	Incarinate Word	96 43
												323	A	North Dakota St.	67 41
												323	H	North Dakota St.	76 57
												323	N	North Dakota St.	74 51
												326	A	Omaha	80 49
												326	H	Omaha	78 33
												334	A	Purdue Fort Wayne	71 49
												334	H	Purdue Fort Wayne	69 51
LAST 12 Division I GAMES:															
				222	N	North Dakota	84 61					165	H	Denver	73 58
				26	N	South Dakota St.	71 83					240	A	Western Ill.	83 61
				323	N	North Dakota St.	74 51					158	H	Oral Roberts	75 64
				222	H	North Dakota	87 54					326	H	Omaha	78 33
				323	H	North Dakota St.	76 57					334	A	Purdue Fort Wayne	71 49
				26	A	South Dakota St.	78 82					240	H	Western Ill.	92 49

Non-Div I Games: St. Mary (NE) 112 52 Bellevue 79 40

South Dakota

Loss, Non-Conf, S Site, H Home A Away N Neutral

Average RPI Win:	193	WON-LOST	WINNING	LAST 10	STRENGTH OF	OPP. STRENGTH	TEAM	ADJ.	CONF.	ADJ CONF.
Average RPI Loss:	25	RECORD	PCT. RANK	GAMES	SCHEDULE	OF SCHEDULE	RPI	RPI	RPI	RPI
DIV. I ONLY	26- 6	21	3- 0	64	140	26	26	19	19	
DIV. I NON-CONF.	8- 5	119	0- 0	4	12	17	17	18	18	
TOTALS	RPI 1-25	RPI 26-50	W-L RECORDS	RPI 51-100	RPI 101-150	RPI 150+				
26- 6	1- 3	3- 2	OVERALL	3- 1	1- 0	18- 0				
13- 1	1- 1	1- 0	HOME	3- 0	0- 0	8- 0				
10- 3	0- 1	1- 1	AWAY	0- 1	1- 0	8- 0				
3- 2	0- 1	1- 1	NEUTRAL	0- 0	0- 0	2- 0				
8- 5	1- 3	1- 1	NON-CONFERENCE	3- 1	1- 0	2- 0				
5- 1	1- 1	0- 0	HOME	3- 0	0- 0	1- 0				
3- 2	0- 1	1- 0	AWAY	0- 1	1- 0	1- 0				
0- 2	0- 1	0- 1	NEUTRAL	0- 0	0- 0	0- 0				
18- 1	0- 0	2- 1	CONFERENCE	0- 0	0- 0	16- 0				
8- 0	0- 0	1- 0	HOME	0- 0	0- 0	7- 0				
7- 1	0- 0	0- 1	AWAY	0- 0	0- 0	7- 0				
3- 0	0- 0	1- 0	NEUTRAL	0- 0	0- 0	2- 0				

RPI 1-25				RPI 26-50				Team's RPI: 26	RPI 51-100				RPI 101+			
RPI	S	Opponent	Score	RPI	S	Opponent	Score		RPI	S	Opponent	Score	RPI	S	Opponent	Score
2	N	Baylor	66 72	27	A	Central Mich.	80 71		56	A	Wyoming	70 77	147	A	Montana St.	88 67
5	H	Oregon	79 87	37	N	Buffalo	55 61		62	H	FGCU	80 62	158	A	Oral Roberts	74 65
12	A	Marquette	52 91	38	A	South Dakota	98 105		67	H	Green Bay	77 47	158	H	Oral Roberts	68 55
16	H	Drake	80 71	38	H	South Dakota	82 78		93	H	Creighton	74 48	158	N	Oral Roberts	86 55
				38	N	South Dakota	83 71						165	A	Denver	83 67
													165	H	Denver	76 59
													169	A	Chattanooga	71 54
													222	A	North Dakota	66 48
													222	H	North Dakota	81 58
													240	A	Western Ill.	93 84
													240	H	Western Ill.	100 62
													323	A	North Dakota St.	88 48
													323	H	North Dakota St.	86 33
													326	A	Omaha	82 38
													326	H	Omaha	81 47
													334	A	Purdue Fort Wayne	85 52
													334	H	Purdue Fort Wayne	92 68
													334	N	Purdue Fort Wayne	88 50
													345	H	Savannah St.	97 49
LAST 12 Division I GAMES:																
334	N	Purdue Fort Wayne	88 50	323	A	North Dakota St.	88 48		326	A	Omaha	82 38				
158	N	Oral Roberts	86 55	222	H	North Dakota	81 58		158	A	Oral Roberts	74 65				
38	N	South Dakota	83 71	165	A	Denver	83 67		326	H	Omaha	81 47				
240	H	Western Ill.	100 62													
38	H	South Dakota	82 78													
334	H	Purdue Fort Wayne	92 68													

Non-Div I Games:

South Dakota St.

Season 1111				Through Games Of March 11, 1913						
Average RPI Win:	180	WON-LOST	WINNING	LAST 10	STRENGTH OF	OPP. STRENGTH	TEAM	ADJ.	CONF.	ADJ CONF.
Average RPI Loss:	74	RECORD	PCT. RANK	GAMES	SCHEDULE	OF SCHEDULE	RPI	RPI	RPI	RPI
DIV. I ONLY	18- 15	147	1- 0	80	70	112	112	9	9	
DIV. I NON-CONF.	9- 5	104	0- 0	218	19	141	141	8	8	

TOTALS	RPI 1-25	RPI 26-50		W-L RECORDS		RPI 51-100	RPI 101-150	RPI 150+		
18- 15	0- 6	1- 1		OVERALL		1- 5	2- 1	14- 2		
10- 5	0- 2	0- 0		HOME		0- 1	0- 1	10- 1		
5- 5	0- 2	0- 0		AWAY		1- 2	1- 0	3- 1		
3- 5	0- 2	1- 1		NEUTRAL		0- 2	1- 0	1- 0		
9- 5	0- 1	1- 1		NON-CONFERENCE		1- 3	0- 0	7- 0		
7- 0	0- 0	0- 0		HOME		0- 0	0- 0	7- 0		
1- 1	0- 0	0- 0		AWAY		1- 1	0- 0	0- 0		
1- 4	0- 1	1- 1		NEUTRAL		0- 2	0- 0	0- 0		
9- 10	0- 5	0- 0		CONFERENCE		0- 2	2- 1	7- 2		
3- 5	0- 2	0- 0		HOME		0- 1	0- 1	3- 1		
4- 4	0- 2	0- 0		AWAY		0- 1	1- 0	3- 1		
2- 1	0- 1	0- 0		NEUTRAL		0- 0	1- 0	1- 0		

RPI 1-25				RPI 26-50				RPI 51-100				RPI 101+				Team's RPI: 112	
RPI	S	Opponent	Score	RPI	S	Opponent	Score	RPI	S	Opponent	Score	RPI	S	Opponent	Score		
6	A	UConn	46 63	33	N	UCLA	60 56	76	A	Cincinnati	43 57	109	A	Houston	59 49		
6	H	UConn	47 57	36	N	North Carolina	69 71	76	H	Cincinnati	56 57	109	H	Houston	52 54		
6	N	UConn	45 81					87	A	LSU	49 78	109	N	Houston	72 55		
15	A	UCF	63 66					93	N	Creighton	76 83	155	H	Oklahoma	87 70		
15	H	UCF	49 62					96	N	Virginia	67 74	159	H	Tulsa	59 48		
22	N	Kentucky	63 85					100	A	Ohio St.	71 47	166	A	Temple	63 53		
												167	A	Tulane	50 45		
												167	H	Tulane	73 46		
												167	N	Tulane	61 52		
												191	A	East Carolina	63 50		
												201	H	Grambling	67 50		
												219	H	George Washington	63 30		
												220	H	Bethune-Cookman	88 39		
												230	H	Memphis	40 47		
												232	A	SMU	44 46		
												235	H	Albany (NY)	74 37		
												256	H	Wichita St.	55 46		
												278	H	Vermont	102 55		
												316	H	New Hampshire	79 36		
LAST 12 Division I GAMES:																	
				167	N	Tulane	61 52	256	H	Wichita St.	55 46						
				109	N	Houston	72 55	191	A	East Carolina	63 50						
				6	N	UConn	45 81	159	H	Tulsa	59 48						
				6	H	UConn	47 57	109	H	Houston	52 54						
				76	A	Cincinnati	43 57	167	A	Tulane	50 45						
				109	A	Houston	59 49	15	A	UCF	63 66						

Non-Div I Games:

South Fla.

Loss, Non-Conf, S Site, H Home A Away N Neutral

Average RPI Win:	273	WON-LOST	WINNING	LAST 10	STRENGTH OF	OPP. STRENGTH	TEAM	ADJ.	CONF.	ADJ CONF.
Average RPI Loss:	161	RECORD	PCT. RANK	GAMES	SCHEDULE	OF SCHEDULE	RPI	RPI	RPI	RPI
DIV. I ONLY	11- 17	233	0- 1	233	272	241	241	22	22	
DIV. I NON-CONF.	3- 6	241	0- 0	246	266	240	240	22	22	
TOTALS	RPI 1-25	RPI 26-50	W-L RECORDS	RPI 51-100	RPI 101-150	RPI 150+				
11- 17	0- 1	0- 3	OVERALL	0- 0	1- 4	10- 9				
6- 5	0- 0	0- 1	HOME	0- 0	1- 1	5- 3				
5- 10	0- 1	0- 1	AWAY	0- 0	0- 3	5- 5				
0- 2	0- 0	0- 1	NEUTRAL	0- 0	0- 0	0- 1				
3- 6	0- 1	0- 0	NON-CONFERENCE	0- 0	0- 1	3- 4				
1- 1	0- 0	0- 0	HOME	0- 0	0- 0	1- 1				
2- 4	0- 1	0- 0	AWAY	0- 0	0- 1	2- 2				
0- 1	0- 0	0- 0	NEUTRAL	0- 0	0- 0	0- 1				
8- 11	0- 0	0- 3	CONFERENCE	0- 0	1- 3	7- 5				
5- 4	0- 0	0- 1	HOME	0- 0	1- 1	4- 2				
3- 6	0- 0	0- 1	AWAY	0- 0	0- 2	3- 3				
0- 1	0- 0	0- 1	NEUTRAL	0- 0	0- 0	0- 0				

RPI 1-25			RPI 26-50			RPI 51-100			RPI 101+ Team's RPI: 241		
RPI	S	Opponent	Score	RPI	S	Opponent	Score	RPI	S	Opponent	Score
8	A	Mississippi St.	53 88	44	A	Belmont	57 91	110	A	UT Martin	50 61
				44	H	Belmont	86 92	110	H	UT Martin	73 80
				44	N	Belmont	65 74	129	A	Morehead St.	54 82
								148	H	Tennessee Tech	62 53
								149	A	Southern Ill.	40 60
								151	A	Bradley	79 85
								200	N	North Ala.	67 80
								213	H	Jacksonville St.	39 56
								230	A	Memphis	57 69
								231	H	Indiana St.	51 62
								239	A	SIUE	62 52
								239	H	SIUE	63 58
								240	H	Western Ill.	81 71
								258	A	Austin Peay	54 56
								258	H	Austin Peay	64 54
								259	A	Murray St.	74 82
								259	H	Murray St.	59 64
								294	A	Eastern Ill.	80 54
								294	H	Eastern Ill.	72 57
								303	A	Tennessee St.	59 62
								303	H	Tennessee St.	81 57
								324	A	NJIT	68 58
								330	A	Evansville	54 50
								333	A	Eastern Ky.	52 42
LAST 12 Division I GAMES:											
44	N	Belmont	65 74	110	A	UT Martin	50 61				
44	H	Belmont	86 92	213	H	Jacksonville St.	39 56				
303	H	Tennessee St.	81 57	148	H	Tennessee Tech	62 53				
259	A	Murray St.	74 82	303	A	Tennessee St.	59 62				
258	A	Austin Peay	54 56	44	A	Belmont	57 91				
294	A	Eastern Ill.	80 54	294	H	Eastern Ill.	72 57				

Non-Div I Games: Ill.-Springfield 82 46 Harris-Stowe 80 65

Southeast Mo. St.

Loss, Non-Conf, S Site, H Home A Away N Neutral

Average RPI Win:	271	WON-LOST	WINNING	LAST 10	STRENGTH OF	OPP. STRENGTH	TEAM	ADJ.	CONF.	ADJ CONF.
Average RPI Loss:	213	RECORD	PCT. RANK	GAMES	SCHEDULE	OF SCHEDULE	RPI	RPI	RPI	RPI
DIV. I ONLY	8- 19	275	0- 1	334	301	322	322	25	25	
DIV. I NON-CONF.	4- 5	190	0- 0	300	319	222	222	23	23	
TOTALS	RPI 1-25	RPI 26-50	W-L RECORDS	RPI 51-100	RPI 101-150	RPI 150+				
8- 19	0- 0	0- 0	OVERALL	0- 3	1- 1	7- 15				
5- 6	0- 0	0- 0	HOME	0- 1	1- 0	4- 5				
3- 13	0- 0	0- 0	AWAY	0- 2	0- 1	3- 10				
0- 0	0- 0	0- 0	NEUTRAL	0- 0	0- 0	0- 0				
4- 5	0- 0	0- 0	NON-CONFERENCE	0- 1	0- 0	4- 4				
1- 1	0- 0	0- 0	HOME	0- 0	0- 0	1- 1				
3- 4	0- 0	0- 0	AWAY	0- 1	0- 0	3- 3				
0- 0	0- 0	0- 0	NEUTRAL	0- 0	0- 0	0- 0				
4- 14	0- 0	0- 0	CONFERENCE	0- 2	1- 1	3- 11				
4- 5	0- 0	0- 0	HOME	0- 1	1- 0	3- 4				
0- 9	0- 0	0- 0	AWAY	0- 1	0- 1	0- 7				
0- 0	0- 0	0- 0	NEUTRAL	0- 0	0- 0	0- 0				

RPI 1-25				RPI 26-50				RPI 51-100				RPI 101+ Team's RPI: 322					
RPI	S	Opponent	Score	RPI	S	Opponent	Score	RPI	S	Opponent	Score	RPI	S	Opponent	Score		
								53	A	Lamar University	54	94	145	A	Abilene Christian	66	86
								63	H	SFA	51	62	145	H	Abilene Christian	74	71
								87	A	LSU	52	72	156	A	Alabama	40	88
													157	A	Nicholls St.	55	72
													157	H	Nicholls St.	66	73
													167	A	Louisiana Tech	53	72
													172	A	Sam Houston St.	63	94
													183	H	Southern Miss.	52	59
													232	A	SMU	63	62
													249	A	Jackson St.	50	45
													274	H	A&M-Corpus Christi	56	45
													282	A	New Orleans	45	46
													282	H	New Orleans	58	61
													286	A	Central Ark.	33	75
													286	H	Central Ark.	62	53
													300	H	La.-Monroe	49	42
													301	A	Alabama A&M	48	51
													308	A	Incarnate Word	69	76
													312	A	McNeese	56	62
													312	H	McNeese	70	75
													315	A	Northwestern St.	47	58
													315	H	Northwestern St.	56	60
													332	H	Houston Baptist	73	65
													350	A	Alcorn	77	59
LAST 12 Division I GAMES:																	
				157	A	Nicholls St.	55	72		308	A	Incarnate Word	69	76			
				282	A	New Orleans	45	46		286	A	Central Ark.	33	75			
				315	H	Northwestern St.	56	60		274	H	A&M-Corpus Christi	56	45			
				145	A	Abilene Christian	66	86		157	H	Nicholls St.	66	73			
				282	H	New Orleans	58	61		172	A	Sam Houston St.	63	94			
				312	H	McNeese	70	75		315	A	Northwestern St.	47	58			

Non-Div I Games: Mobile 70 57 Xavier (LA) 47 59

Southeastern La.

Loss, Non-Conf, S Site, H Home A Away N Neutral

Southern California

Through Games Of March 12, 2019

Average RPI Win:	150	WON-LOST	WINNING	LAST 10	STRENGTH OF	OPP. STRENGTH	TEAM	ADJ.	CONF.	ADJ CONF.
Average RPI Loss:	40	RECORD	PCT. RANK	GAMES	SCHEDULE	OF SCHEDULE	RPI	RPI	RPI	RPI
DIV. I ONLY	17- 13	132	0- 1	26	33	52	52	2	2	
DIV. I NON-CONF.	10- 1	17	0- 0	149	143	25	25	2	2	
TOTALS	RPI 1-25	RPI 26-50	W-L RECORDS	RPI 51-100	RPI 101-150	RPI 150+				
17- 13	0- 8	2- 2	OVERALL	3- 2	3- 0	9- 1				
10- 4	0- 3	1- 1	HOME	1- 0	3- 0	5- 0				
6- 8	0- 5	1- 1	AWAY	2- 1	0- 0	3- 1				
1- 1	0- 0	0- 0	NEUTRAL	0- 1	0- 0	1- 0				
10- 1	0- 1	0- 0	NON-CONFERENCE	1- 0	2- 0	7- 0				
5- 0	0- 0	0- 0	HOME	0- 0	2- 0	3- 0				
4- 1	0- 1	0- 0	AWAY	1- 0	0- 0	3- 0				
1- 0	0- 0	0- 0	NEUTRAL	0- 0	0- 0	1- 0				
7- 12	0- 7	2- 2	CONFERENCE	2- 2	1- 0	2- 1				
5- 4	0- 3	1- 1	HOME	1- 0	1- 0	2- 0				
2- 7	0- 4	1- 1	AWAY	1- 1	0- 0	0- 1				
0- 1	0- 0	0- 0	NEUTRAL	0- 1	0- 0	0- 0				

RPI 1-25				RPI 26-50				RPI 51-100 Team's RPI: 52				RPI 101+			
RPI	S	Opponent	Score	RPI	S	Opponent	Score	RPI	S	Opponent	Score	RPI	S	Opponent	Score
4	A	Stanford	64 72	33	A	UCLA	72 67	70	A	UT Arlington	73 61	118	H	Fresno St.	62 61
4	H	Stanford	67 69	33	H	UCLA	65 72	82	A	Arizona	68 71	134	H	Washington	82 57
5	A	Oregon	78 96	40	A	California	59 66	82	N	Arizona	48 76	144	H	CSUN	58 42
5	H	Oregon	53 93	40	H	California	86 76	92	A	Utah	84 80	152	H	UC Riverside	73 55
17	A	Texas A&M	51 71					92	H	Utah	83 77	160	H	Washington St.	81 73
23	A	Arizona St.	59 68									164	H	Santa Clara	77 46
24	A	Oregon St.	61 68									175	A	Colorado	76 81
24	H	Oregon St.	52 76									175	H	Colorado	84 77
LAST 12 Division I GAMES:															
				82	N	Arizona	48 76	40	H	California	86 76				
				92	H	Utah	83 77	175	A	Colorado	76 81				
				175	H	Colorado	84 77	92	A	Utah	84 80				
				5	A	Oregon	78 96	160	H	Washington St.	81 73				
				24	A	Oregon St.	61 68	134	H	Washington	82 57				
				4	H	Stanford	67 69	23	A	Arizona St.	59 68				

Non-Div I Games:

Southern California

■ Loss,
 ■ Non-Conf,
 ■ S Site,
 ■ H Home
 ■ A Away
 N Neutral

Average RPI Win: 235	WON-LOST	WINNING	LAST 10	STRENGTH OF	OPP. STRENGTH	TEAM	ADJ.	CONF.	ADJ CONF.
Average RPI Loss: 102	RECORD	PCT. RANK	GAMES	SCHEDULE	OF SCHEDULE	RPI	RPI	RPI	RPI
DIV. I ONLY	15- 14	164	1- 0	110	193	149	149	13	13
DIV. I NON-CONF.	7- 4	108	0- 0	88	226	77	77	15	15
TOTALS	RPI 1-25	RPI 26-50	W-L RECORDS	RPI 51-100	RPI 101-150	RPI 150+			
15- 14	0- 3	0- 0	OVERALL	0- 4	3- 4	12- 3			
9- 5	0- 1	0- 0	HOME	0- 2	2- 1	7- 1			
5- 8	0- 1	0- 0	AWAY	0- 2	0- 3	5- 2			
1- 1	0- 1	0- 0	NEUTRAL	0- 0	1- 0	0- 0			
7- 4	0- 1	0- 0	NON-CONFERENCE	0- 0	3- 2	4- 1			
5- 0	0- 0	0- 0	HOME	0- 0	2- 0	3- 0			
1- 3	0- 0	0- 0	AWAY	0- 0	0- 2	1- 1			
1- 1	0- 1	0- 0	NEUTRAL	0- 0	1- 0	0- 0			
8- 10	0- 2	0- 0	CONFERENCE	0- 4	0- 2	8- 2			
4- 5	0- 1	0- 0	HOME	0- 2	0- 1	4- 1			
4- 5	0- 1	0- 0	AWAY	0- 2	0- 1	4- 1			
0- 0	0- 0	0- 0	NEUTRAL	0- 0	0- 0	0- 0			

RPI 1-25				RPI 26-50				RPI 51-100				RPI 101+ Team's RPI: 149			
RPI	S	Opponent	Score	RPI	S	Opponent	Score	RPI	S	Opponent	Score	RPI	S	Opponent	Score
16	A	Drake	66 94					71	A	Missouri St.	51 66	103	N	Hartford	72 50
16	H	Drake	64 71					71	H	Missouri St.	58 70	104	A	Western Ky.	76 83
23	N	Arizona St.	38 82					89	A	UNI	53 65	110	A	UT Martin	94 95
								89	H	UNI	67 76	124	H	Northern Ill.	82 73
												131	H	IUPUI	78 73
												140	A	Illinois St.	52 60
												140	H	Illinois St.	66 68
												151	A	Bradley	53 58
												151	H	Bradley	62 55
												182	A	Saint Louis	58 62
												203	H	Marshall	58 49
												231	A	Indiana St.	80 61
												231	H	Indiana St.	58 61
												241	H	Southeast Mo. St.	60 40
												253	A	Loyola Chicago	64 41
												253	H	Loyola Chicago	74 63
												259	A	Murray St.	65 59
												294	H	Eastern Ill.	73 59
												310	A	Valparaiso	58 47
												310	H	Valparaiso	87 65
												330	A	Evansville	80 60
												330	H	Evansville	67 47
LAST 12 Division I GAMES:															
330	A	Evansville	80 60	140	H	Illinois St.	66 68								
231	A	Indiana St.	80 61	151	H	Bradley	62 55								
89	H	UNI	67 76	71	H	Missouri St.	58 70								
16	H	Drake	64 71	16	A	Drake	66 94								
310	A	Valparaiso	58 47	89	A	UNI	53 65								
253	A	Loyola Chicago	64 41	253	H	Loyola Chicago	74 63								

Non-Div I Games:

Southern Ill.

■ Loss,
 ■ Non-Conf,
 ■ S Site,
 ■ Home
 ■ A Away
 N Neutral

Average RPI Win:	259	WON-LOST	WINNING	LAST 10	STRENGTH OF	OPP. STRENGTH	TEAM	ADJ.	CONF.	ADJ CONF.
Average RPI Loss:	111	RECORD	PCT. RANK	GAMES	SCHEDULE	OF SCHEDULE	RPI	RPI	RPI	RPI
DIV. I ONLY	15- 12	141	0- 1	237	192	183	183	14	14	
DIV. I NON-CONF.	6- 5	143	0- 0	272	315	245	245	17	17	
TOTALS	RPI 1-25	RPI 26-50	W-L RECORDS	RPI 51-100	RPI 101-150	RPI 150+				
15- 12	0- 1	0- 1	OVERALL	0- 2	2- 4	13- 4				
10- 6	0- 1	0- 1	HOME	0- 1	1- 1	9- 2				
5- 6	0- 0	0- 0	AWAY	0- 1	1- 3	4- 2				
0- 0	0- 0	0- 0	NEUTRAL	0- 0	0- 0	0- 0				
6- 5	0- 1	0- 0	NON-CONFERENCE	0- 0	0- 2	6- 2				
5- 3	0- 1	0- 0	HOME	0- 0	0- 1	5- 1				
1- 2	0- 0	0- 0	AWAY	0- 0	0- 1	1- 1				
0- 0	0- 0	0- 0	NEUTRAL	0- 0	0- 0	0- 0				
9- 7	0- 0	0- 1	CONFERENCE	0- 2	2- 2	7- 2				
5- 3	0- 0	0- 1	HOME	0- 1	1- 0	4- 1				
4- 4	0- 0	0- 0	AWAY	0- 1	1- 2	3- 1				
0- 0	0- 0	0- 0	NEUTRAL	0- 0	0- 0	0- 0				

RPI	S	Opponent	Score	RPI	S	Opponent	Score	RPI	S	Opponent	Score	RPI	S	Opponent	Score	Team's RPI: 183
8	H	Mississippi St.	42 86	35	H	Rice	47 58	68	A	Middle Tenn.	49 66	102	A	UAB	60 71	
								99	H	Old Dominion	50 53	104	A	Western Ky.	69 56	
												106	A	Charlotte	46 59	
												106	H	Charlotte	65 54	
												109	H	Houston	44 61	
												116	A	South Alabama	68 77	
												167	A	Tulane	54 71	
												167	A	Louisiana Tech	85 106	
												167	H	Louisiana Tech	74 70	
												172	H	Sam Houston St.	61 65	
												188	H	North Texas	48 62	
												201	H	Grambling	68 47	
												203	A	Marshall	64 52	
												267	A	UTEP	64 63	
												288	H	Samford	76 40	
												302	A	UTSA	70 45	
												302	H	UTSA	72 39	
												306	H	Fla. Atlantic	67 45	
												315	H	Northwestern St.	69 54	
												321	H	FIU	71 57	
												322	A	Southeastern La.	59 52	
												329	H	Mississippi Val.	67 60	
												350	H	Alcorn	66 47	
LAST 12 Division I GAMES:																
106	A	Charlotte	46 59	306	H	Fla. Atlantic	67 45									
302	H	UTSA	72 39	321	H	FIU	71 57									
167	H	Louisiana Tech	74 70	203	A	Marshall	64 52									
267	A	UTEP	64 63	104	A	Western Ky.	69 56									
302	A	UTSA	70 45	99	H	Old Dominion	50 53									
167	A	Louisiana Tech	85 106	106	H	Charlotte	65 54									

Non-Div I Games: Blue Mountain (MS) 84 38 William Carey 74 48

Southern Miss.

Loss, Non-Conf, S Site, H Home A Away N Neutral

Average RPI Win:	291	WON-LOST	WINNING	LAST 10	STRENGTH OF	OPP. STRENGTH	TEAM	ADJ.	CONF.	ADJ CONF.
Average RPI Loss:	118	RECORD	PCT. RANK	GAMES	SCHEDULE	OF SCHEDULE	RPI	RPI	RPI	RPI
DIV. I ONLY	15- 11	131	1- 0	270	292	170	170	29	29	
DIV. I NON-CONF.	0- 7	336	0- 0	7	4	191	191	28	28	
TOTALS	RPI 1-25	RPI 26-50	W-L RECORDS	RPI 51-100	RPI 101-150	RPI 150+				
15- 11	0- 3	0- 1	OVERALL	0- 1	0- 2	15- 4				
8- 3	0- 0	0- 0	HOME	0- 0	0- 1	8- 2				
7- 8	0- 3	0- 1	AWAY	0- 1	0- 1	7- 2				
0- 0	0- 0	0- 0	NEUTRAL	0- 0	0- 0	0- 0				
0- 7	0- 3	0- 1	NON-CONFERENCE	0- 1	0- 2	0- 0				
0- 1	0- 0	0- 0	HOME	0- 0	0- 1	0- 0				
0- 6	0- 3	0- 1	AWAY	0- 1	0- 1	0- 0				
0- 0	0- 0	0- 0	NEUTRAL	0- 0	0- 0	0- 0				
15- 4	0- 0	0- 0	CONFERENCE	0- 0	0- 0	15- 4				
8- 2	0- 0	0- 0	HOME	0- 0	0- 0	8- 2				
7- 2	0- 0	0- 0	AWAY	0- 0	0- 0	7- 2				
0- 0	0- 0	0- 0	NEUTRAL	0- 0	0- 0	0- 0				

RPI 1-25				RPI 26-50				RPI 51-100				RPI 101+ Team's RPI: 170			
RPI	S	Opponent	Score	RPI	S	Opponent	Score	RPI	S	Opponent	Score	RPI	S	Opponent	Score
2	A	Baylor	49 94	45	A	Michigan	35 76	58	A	TCU	40 69	116	H	South Alabama	49 53
22	A	Kentucky	41 91									141	A	Texas Tech	58 76
23	A	Arizona St.	47 69									186	A	Prairie View	52 63
												186	H	Prairie View	54 55
												201	A	Grambling	86 81
												201	H	Grambling	71 65
												228	A	Texas Southern	60 49
												228	H	Texas Southern	63 61
												249	A	Jackson St.	76 74
												249	H	Jackson St.	52 59
												268	A	Alabama St.	61 78
												268	H	Alabama St.	62 52
												301	A	Alabama A&M	54 50
												301	H	Alabama A&M	68 60
												329	A	Mississippi Val.	67 46
												329	H	Mississippi Val.	74 67
												329	H	Mississippi Val.	51 44
												348	A	Ark.-Pine Bluff	56 45
												348	H	Ark.-Pine Bluff	73 41
												350	A	Alcorn	75 54
												350	H	Alcorn	51 39
LAST 12 Division I GAMES:															
329	H	Mississippi Val.	51 44	329	A	Mississippi Val.	67 46								
228	A	Texas Southern	60 49	348	A	Ark.-Pine Bluff	56 45								
186	A	Prairie View	52 63	249	H	Jackson St.	52 59								
350	H	Alcorn	51 39	201	H	Grambling	71 65								
268	H	Alabama St.	62 52	350	A	Alcorn	75 54								
301	H	Alabama A&M	68 60	268	A	Alabama St.	61 78								

Non-Div I Games: Dillard 61 63 Wiley 89 58 Louisiana Col. 77 53 Millsaps 71 36 Southern U.

Southern Utah

Through Games Of March 12, 2019

Average RPI Win:	211	WON-LOST	WINNING	LAST 10	STRENGTH OF	OPP. STRENGTH	TEAM	ADJ.	CONF.	ADJ CONF.
Average RPI Loss:	152	RECORD	PCT. RANK	GAMES	SCHEDULE	OF SCHEDULE	RPI	RPI	RPI	RPI
DIV. I ONLY	8- 23	297	0- 1	112	232	269	269	16	16	
DIV. I NON-CONF.	3- 6	241	0- 0	33	312	179	179	13	13	
TOTALS	RPI 1-25	RPI 26-50	W-L RECORDS	RPI 51-100	RPI 101-150	RPI 150+				
8- 23	1- 0	0- 1	OVERALL	0- 3	0- 9	7- 10				
6- 8	1- 0	0- 0	HOME	0- 1	0- 4	5- 3				
1- 14	0- 0	0- 1	AWAY	0- 2	0- 4	1- 7				
1- 1	0- 0	0- 0	NEUTRAL	0- 0	0- 1	1- 0				
3- 6	1- 0	0- 1	NON-CONFERENCE	0- 1	0- 0	2- 4				
3- 1	1- 0	0- 0	HOME	0- 0	0- 0	2- 1				
0- 5	0- 0	0- 1	AWAY	0- 1	0- 0	0- 3				
0- 0	0- 0	0- 0	NEUTRAL	0- 0	0- 0	0- 0				
5- 17	0- 0	0- 0	CONFERENCE	0- 2	0- 9	5- 6				
3- 7	0- 0	0- 0	HOME	0- 1	0- 4	3- 2				
1- 9	0- 0	0- 0	AWAY	0- 1	0- 4	1- 4				
1- 1	0- 0	0- 0	NEUTRAL	0- 0	0- 1	1- 0				

RPI 1-25				RPI 26-50				RPI 51-100				RPI 101+ Team's RPI: 269			
RPI	S	Opponent	Score	RPI	S	Opponent	Score	RPI	S	Opponent	Score	RPI	S	Opponent	Score
25	H	BYU	67 64	42	A	Boise St.	53 88	80	A	Idaho	49 77	108	A	Idaho St.	47 80
								80	H	Idaho	70 82	108	H	Idaho St.	57 69
								84	A	UC Davis	45 68	121	A	Northern Colo.	71 88
												121	H	Northern Colo.	44 71
												121	N	Northern Colo.	50 82
												123	A	Portland St.	49 63
												123	H	Portland St.	56 81
												147	A	Montana St.	64 69
												147	H	Montana St.	55 70
												152	A	UC Riverside	50 56
												158	A	Oral Roberts	59 64
												165	H	Denver	70 71
												176	A	UC Irvine	58 75
												185	A	Montana	57 79
												185	H	Montana	71 56
												185	N	Montana	64 56
												195	A	Eastern Wash.	66 80
												195	H	Eastern Wash.	73 63
												221	A	Northern Ariz.	82 76
												221	H	Northern Ariz.	69 78
												264	A	Sacramento St.	76 77
												264	H	Sacramento St.	69 75
												271	H	San Diego	69 59
												289	H	Utah Valley	60 59
												313	A	Weber St.	66 67
												313	H	Weber St.	84 79
LAST 12 Division I GAMES:															
				121	N	Northern Colo.	50 82	80	A	Idaho	49 77				
				185	N	Montana	64 56	195	A	Eastern Wash.	66 80				
				152	A	UC Riverside	50 56	123	H	Portland St.	56 81				
				121	A	Northern Colo.	71 88	264	H	Sacramento St.	69 75				
				147	H	Montana St.	55 70	108	A	Idaho St.	47 80				
				185	H	Montana	71 56	313	A	Weber St.	66 67				

Non-Div I Games:

Southern Utah

■ Loss,
 ■ Non-Conf,
 ■ S Site,
 ■ Home
 ■ A Away
 N Neutral

DIV. I ONLY				THROUGH GAMES OF MARCH 17, 1919						
Average RPI Win:	251	WON-LOST	WINNING	LAST 10	STRENGTH OF	OPP. STRENGTH	TEAM	ADJ.	CONF.	ADJ CONF.
Average RPI Loss:	149	RECORD	PCT. RANK	GAMES	SCHEDULE	OF SCHEDULE	RPI	RPI	RPI	RPI
DIV. I ONLY	8- 22	293	0- 1	166	184	260	260	17	17	
DIV. I NON-CONF.	3- 10	278	0- 0	125	179	248	248	16	16	

TOTALS	RPI 1-25		RPI 26-50	W-L RECORDS		RPI 51-100	RPI 101-150		RPI 150+	
8- 22	0- 0		0- 3	OVERALL		0- 3	0- 5		8- 11	
4- 9	0- 0		0- 1	HOME		0- 3	0- 2		4- 3	
4- 12	0- 0		0- 1	AWAY		0- 0	0- 3		4- 8	
0- 1	0- 0		0- 1	NEUTRAL		0- 0	0- 0		0- 0	
3- 10	0- 0		0- 3	NON-CONFERENCE		0- 1	0- 2		3- 4	
2- 3	0- 0		0- 1	HOME		0- 1	0- 0		2- 1	
1- 6	0- 0		0- 1	AWAY		0- 0	0- 2		1- 3	
0- 1	0- 0		0- 1	NEUTRAL		0- 0	0- 0		0- 0	
5- 12	0- 0		0- 0	CONFERENCE		0- 2	0- 3		5- 7	
2- 6	0- 0		0- 0	HOME		0- 2	0- 2		2- 2	
3- 6	0- 0		0- 0	AWAY		0- 0	0- 1		3- 5	
0- 0	0- 0		0- 0	NEUTRAL		0- 0	0- 0		0- 0	

RPI	S	Opponent	Score
RPI 1-25			
34	N	Ohio	70
37	A	Buffalo	90
43	H	Bucknell	77
RPI 26-50			
77	H	Kent St.	76
86	H	Fordham	53
91	H	VCU	59
RPI 51-100			
111	A	Georgia	67
117	H	Dayton	62
136	A	Duquesne	80
136	H	Duquesne	60
146	A	Penn St.	80
153	A	Davidson	74
153	A	Davidson	67
163	A	Akron	67
165	A	Denver	76
182	H	Saint Louis	62
196	A	Cornell	58
205	A	Massachusetts	63
219	A	George Washington	57
227	A	George Mason	57
227	H	George Mason	55
236	A	Saint Joseph's	66
248	H	Hofstra	67
257	A	Rhode Island	68
257	H	Rhode Island	61
272	A	Niagara	48
273	A	Richmond	57
275	H	Siena	58
284	H	La Salle	52
287	H	Canisius	94
Team's RPI: 260			
RPI	S	Opponent	Score
LAST 12 Division I GAMES:			
153	A	Davidson	74
136	A	Duquesne	80
284	H	La Salle	52
219	A	George Washington	57
257	H	Rhode Island	61
86	H	Fordham	53
273	A	Richmond	57
153	A	Davidson	67
91	H	VCU	59
227	H	George Mason	55
257	A	Rhode Island	68
205	A	Massachusetts	63

Non-Div I Games:

St. Bonaventure

■ Loss, ■ Non-Conf, S Site, H Home A Away N Neutral

St. Francis Brooklyn

Through Games Of March 12, 2019

Average RPI Win:	289	WON-LOST	WINNING	LAST 10	STRENGTH OF	OPP. STRENGTH	TEAM	ADJ.	CONF.	ADJ CONF.
Average RPI Loss:	206	RECORD	PCT. RANK	GAMES	SCHEDULE	OF SCHEDULE	RPI	RPI	RPI	RPI
DIV. I ONLY	17- 13	132	0- 1	338	340	247	247	30	30	
DIV. I NON-CONF.	5- 6	177	0- 0	311	325	271	271	31	31	
TOTALS	RPI 1-25	RPI 26-50	W-L RECORDS	RPI 51-100	RPI 101-150	RPI 150+				
17- 13	0- 0	0- 0	OVERALL	0- 1	1- 2	16- 10				
9- 5	0- 0	0- 0	HOME	0- 1	0- 0	9- 4				
7- 7	0- 0	0- 0	AWAY	0- 0	1- 2	6- 5				
1- 1	0- 0	0- 0	NEUTRAL	0- 0	0- 0	1- 1				
5- 6	0- 0	0- 0	NON-CONFERENCE	0- 1	1- 2	4- 3				
2- 2	0- 0	0- 0	HOME	0- 1	0- 0	2- 1				
2- 3	0- 0	0- 0	AWAY	0- 0	1- 2	1- 1				
1- 1	0- 0	0- 0	NEUTRAL	0- 0	0- 0	1- 1				
12- 7	0- 0	0- 0	CONFERENCE	0- 0	0- 0	12- 7				
7- 3	0- 0	0- 0	HOME	0- 0	0- 0	7- 3				
5- 4	0- 0	0- 0	AWAY	0- 0	0- 0	5- 4				
0- 0	0- 0	0- 0	NEUTRAL	0- 0	0- 0	0- 0				

RPI 1-25				RPI 26-50				RPI 51-100				RPI 101+ Team's RPI: 247			
RPI	S	Opponent	Score	RPI	S	Opponent	Score	RPI	S	Opponent	Score	RPI	S	Opponent	Score
								51	H	Princeton	64 83	129	A	Morehead St.	101 94
												138	A	Stony Brook	67 74
												142	A	Seton Hall	77 100
												178	A	Robert Morris	57 74
												178	H	Robert Morris	56 75
												181	A	Sacred Heart	56 53
												181	H	Sacred Heart	66 68
												208	A	Saint Francis (PA)	84 86
												208	H	Saint Francis (PA)	78 65
												223	A	Mt. St. Mary's	75 78
												223	H	Mt. St. Mary's	74 80
												223	H	Mt. St. Mary's	69 65
												235	H	Albany (NY)	60 67
												263	H	Manhattan	73 65
												266	A	Loyola Maryland	75 70
												291	A	Army West Point	57 69
												293	A	Bryant	60 55
												293	H	Bryant	101 77
												310	N	Valparaiso	76 78
												318	A	Wagner	85 87
												318	H	Wagner	76 61
												328	A	Central Conn. St.	83 69
												328	H	Central Conn. St.	70 58
												344	A	Fairleigh Dickinson	64 53
												344	H	Fairleigh Dickinson	73 61
												347	H	Saint Peter's	74 70
LAST 12 Division I GAMES:															
223	H	Mt. St. Mary's	74 80	328	H	Central Conn. St.	70 58								
328	A	Central Conn. St.	83 69	351	H	LIU Brooklyn	87 64								
223	H	Mt. St. Mary's	69 65	318	A	Wagner	85 87								
293	H	Bryant	101 77	344	H	Fairleigh Dickinson	73 61								
208	A	Saint Francis (PA)	84 86	181	A	Sacred Heart	56 53								
178	A	Robert Morris	57 74	223	A	Mt. St. Mary's	75 78								

Non-Div I Games: Mercy 102 51

St. Francis Brooklyn

Loss, Non-Conf, S Site, H Home A Away N Neutral

S
t
.
F
r
a
n
c
i
s
B
r
o
o
k
l
y
n

RPI S Opponent St. Francis Brooklyn Score

Through Games Of March 12, 2019

RPI	S	Opponent	Score
349	N	Chicago St.	110 73
351	A	LIU Brooklyn	79 67
351	H	LIU Brooklyn	87 64

St. Francis Brooklyn

Average RPI Win:	175	WON-LOST	WINNING	LAST 10	STRENGTH OF	OPP. STRENGTH	TEAM	ADJ.	CONF.	ADJ CONF.
Average RPI Loss:	65	RECORD	PCT. RANK	GAMES	SCHEDULE	OF SCHEDULE	RPI	RPI	RPI	RPI
DIV. I ONLY	15- 16	180	1- 1	74	51	114	114	6	6	
DIV. I NON-CONF.	7- 4	108	0- 0	217	63	114	114	4	4	
TOTALS	RPI 1-25	RPI 26-50	W-L RECORDS	RPI 51-100	RPI 101-150	RPI 150+				
15- 16	1- 6	0- 1	OVERALL	4- 5	3- 4	7- 0				
5- 7	1- 2	0- 0	HOME	1- 3	1- 2	2- 0				
7- 7	0- 2	0- 1	AWAY	2- 2	1- 2	4- 0				
3- 2	0- 2	0- 0	NEUTRAL	1- 0	1- 0	1- 0				
7- 4	0- 2	0- 1	NON-CONFERENCE	1- 0	1- 1	5- 0				
2- 1	0- 1	0- 0	HOME	0- 0	1- 0	1- 0				
3- 2	0- 0	0- 1	AWAY	0- 0	0- 1	3- 0				
2- 1	0- 1	0- 0	NEUTRAL	1- 0	0- 0	1- 0				
8- 12	1- 4	0- 0	CONFERENCE	3- 5	2- 3	2- 0				
3- 6	1- 1	0- 0	HOME	1- 3	0- 2	1- 0				
4- 5	0- 2	0- 0	AWAY	2- 2	1- 1	1- 0				
1- 1	0- 1	0- 0	NEUTRAL	0- 0	1- 0	0- 0				

RPI 1-25				RPI 26-50				RPI 51-100				RPI 101+ Team's RPI: 114			
RPI	S	Opponent	Score	RPI	S	Opponent	Score	RPI	S	Opponent	Score	RPI	S	Opponent	Score
6	N	UConn	55 65	28	A	James Madison	51 64	55	A	Villanova	66 62	120	A	Providence	60 57
12	A	Marquette	73 83					55	H	Villanova	57 73	120	H	Providence	66 67
12	H	Marquette	81 74					69	A	Georgetown	80 82	137	H	Yale	56 52
12	N	Marquette	57 88					69	H	Georgetown	59 51	142	A	Seton Hall	67 77
20	A	DePaul	64 73					74	A	Butler	45 66	142	H	Seton Hall	72 76
20	H	DePaul	62 70					74	H	Butler	68 73	142	N	Seton Hall	76 51
21	H	Florida St.	53 57					90	N	Purdue	68 62	150	A	Wake Forest	59 64
								93	A	Creighton	51 45	217	A	Xavier	76 57
								93	H	Creighton	63 65	217	H	Xavier	70 41
												237	N	Ole Miss	64 59
												284	A	La Salle	83 57
												291	A	Army West Point	60 49
												325	A	Iona	61 35
												340	H	Delaware St.	82 44
LAST 12 Division I GAMES:															
		142	N	Seton Hall			76 51			12	H	Marquette			81 74
		12	N	Marquette			57 88			120	A	Providence			60 57
		142	H	Seton Hall			72 76			93	A	Creighton			51 45
		69	A	Georgetown			80 82			217	H	Xavier			70 41
		55	A	Villanova			66 62			74	H	Butler			68 73
		20	H	DePaul			62 70			55	H	Villanova			57 73

Non-Div I Games:

St. John's (NY)

■ Loss,
 ■ Non-Conf,
 ■ S Site,
 ■ H Home
 ■ A Away
 N Neutral

Team Record				Through Games Of March 11, 2019						
Average RPI Win:	85	WON-LOST	WINNING	LAST 10	STRENGTH OF	OPP. STRENGTH	TEAM	ADJ.	CONF.	ADJ CONF.
Average RPI Loss:	38	RECORD	PCT. RANK	GAMES	SCHEDULE	OF SCHEDULE	RPI	RPI	RPI	RPI
DIV. I ONLY	28- 4	7	1- 0	7	8	4	4	2	2	
DIV. I NON-CONF.	10- 1	17	0- 0	6	37	2	2	2	2	
TOTALS	RPI 1-25	RPI 26-50	W-L RECORDS	RPI 51-100	RPI 101-150	RPI 150+				
28- 4	5- 2	5- 1	OVERALL	9- 1	4- 0	5- 0				
13- 1	3- 1	2- 0	HOME	4- 0	2- 0	2- 0				
10- 3	1- 1	2- 1	AWAY	3- 1	1- 0	3- 0				
5- 0	1- 0	1- 0	NEUTRAL	2- 0	1- 0	0- 0				
10- 1	1- 1	1- 0	NON-CONFERENCE	5- 0	1- 0	2- 0				
5- 0	1- 0	0- 0	HOME	2- 0	1- 0	1- 0				
3- 1	0- 1	1- 0	AWAY	1- 0	0- 0	1- 0				
2- 0	0- 0	0- 0	NEUTRAL	2- 0	0- 0	0- 0				
18- 3	4- 1	4- 1	CONFERENCE	4- 1	3- 0	3- 0				
8- 1	2- 1	2- 0	HOME	2- 0	1- 0	1- 0				
7- 2	1- 0	1- 1	AWAY	2- 1	1- 0	2- 0				
3- 0	1- 0	1- 0	NEUTRAL	0- 0	1- 0	0- 0				

RPI 1-25				Team's RPI: 4		RPI 26-50				RPI 51-100				RPI 101+					
RPI	S	Opponent	Score		RPI	S	Opponent	Score		RPI	S	Opponent	Score		RPI	S	Opponent	Score	
2	H	Baylor	68	63	33	A	UCLA	65	51	52	A	Southern California	69	67	134	A	Washington	72	53
5	H	Oregon	48	88	33	H	UCLA	86	80	52	H	Southern California	72	64	134	H	Washington	91	54
5	N	Oregon	64	57	37	A	Buffalo	62	55	56	A	Tennessee	95	85	134	N	Washington	72	61
13	A	Gonzaga	73	79	40	A	California	80	81	62	N	FGCU	88	65	144	H	CSUN	69	43
23	A	Arizona St.	72	65	40	H	California	75	50	78	N	American	71	49	160	A	Washington St.	67	42
23	H	Arizona St.	71	50	40	N	California	72	54	80	H	Idaho	115	71	160	H	Washington St.	85	64
24	H	Oregon St.	61	44						82	A	Arizona	78	48	175	A	Colorado	80	69
										82	H	Arizona	56	54	199	A	Hawaii	81	59
										84	H	UC Davis	71	43	250	H	San Francisco	96	62
										92	A	Utah	68	75					
LAST 12 Division I GAMES:																			
		40	N	California	72	54			82	H	Arizona	56	54						
		134	N	Washington	72	61			52	A	Southern California	69	67						
		5	N	Oregon	64	57			33	A	UCLA	65	51						
		134	A	Washington	72	53			5	H	Oregon	48	88						
		160	A	Washington St.	67	42			24	H	Oregon St.	61	44						
		23	H	Arizona St.	71	50			40	H	California	75	50						

Non-Div I Games:

Stanford

Average RPI Win: 274	WON-LOST	WINNING	LAST 10	STRENGTH OF	OPP. STRENGTH	TEAM	ADJ.	CONF.	ADJ CONF.
Average RPI Loss: 133	RECORD	PCT. RANK	GAMES	SCHEDULE	OF SCHEDULE	RPI	RPI	RPI	RPI
DIV. I ONLY	14- 15	183	0- 1	235	233	209	209	24	24
DIV. I NON-CONF.	3- 9	271	0- 0	141	105	277	277	26	26
TOTALS	RPI 1-25	RPI 26-50	W-L RECORDS	RPI 51-100	RPI 101-150	RPI 150+			
14- 15	0- 1	0- 1	OVERALL	0- 5	0- 1	14- 7			
9- 5	0- 1	0- 0	HOME	0- 2	0- 0	9- 2			
5- 7	0- 0	0- 1	AWAY	0- 2	0- 0	5- 4			
0- 3	0- 0	0- 0	NEUTRAL	0- 1	0- 1	0- 1			
3- 9	0- 1	0- 1	NON-CONFERENCE	0- 3	0- 1	3- 3			
3- 2	0- 1	0- 0	HOME	0- 1	0- 0	3- 0			
0- 4	0- 0	0- 1	AWAY	0- 1	0- 0	0- 2			
0- 3	0- 0	0- 0	NEUTRAL	0- 1	0- 1	0- 1			
11- 6	0- 0	0- 0	CONFERENCE	0- 2	0- 0	11- 4			
6- 3	0- 0	0- 0	HOME	0- 1	0- 0	6- 2			
5- 3	0- 0	0- 0	AWAY	0- 1	0- 0	5- 2			
0- 0	0- 0	0- 0	NEUTRAL	0- 0	0- 0	0- 0			

RPI	S	Opponent	Score	RPI	S	Opponent	Score	RPI	S	Opponent	Score	RPI	S	Opponent	Score	Team's RPI: 209
15	H	UCF	55 78	30	A	Texas	46 65	56	A	Tennessee	55 65	119	N	Marist	69 76	
								59	N	Wright St.	44 57	156	A	Alabama	47 59	
								60	H	Penn	53 75	159	A	Tulsa	54 55	
								62	A	FGCU	42 61	187	A	Liberty	68 56	
								62	H	FGCU	40 73	187	H	Liberty	69 52	
												200	A	North Ala.	55 71	
												200	H	North Ala.	69 59	
												222	H	North Dakota	74 63	
												233	A	North Florida	57 71	
												233	H	North Florida	62 75	
												234	A	Jacksonville	69 56	
												234	H	Jacksonville	54 46	
												248	N	Hofstra	50 53	
												298	A	Kennesaw St.	58 45	
												298	H	Kennesaw St.	59 67	
												298	H	Kennesaw St.	76 69	
												323	H	North Dakota St.	60 59	
												324	A	NJIT	56 47	
												324	H	NJIT	74 48	
												331	A	Lipscomb	80 65	
												331	H	Lipscomb	76 49	
												346	H	Florida A&M	69 44	
LAST 12 Division I GAMES:																
298	H	Kennesaw St.	59 67	62	H	FGCU	40 73									
62	A	FGCU	42 61	234	H	Jacksonville	54 46									
298	A	Kennesaw St.	58 45	187	A	Liberty	68 56									
233	H	North Florida	62 75	298	H	Kennesaw St.	76 69									
200	H	North Ala.	69 59	234	A	Jacksonville	69 56									
324	A	NJIT	56 47	331	H	Lipscomb	76 49									

Non-Div I Games: Central St. (OH) 81 51 Webber Int'l 80 52

Stetson

Loss, Non-Conf, S Site, H Home A Away N Neutral

Stony Brook

Through Games Of March 12, 2019

Average RPI Win:	274	WON-LOST	WINNING	LAST 10	STRENGTH OF	OPP. STRENGTH	TEAM	ADJ.	CONF.	ADJ CONF.
Average RPI Loss:	96	RECORD	PCT. RANK	GAMES	SCHEDULE	OF SCHEDULE	RPI	RPI	RPI	RPI
DIV. I ONLY	22- 8	54	1- 1	305	255	138	138	23	23	
DIV. I NON-CONF.	10- 2	37	0- 0	285	270	86	86	25	25	
TOTALS	RPI 1-25	RPI 26-50	W-L RECORDS	RPI 51-100	RPI 101-150	RPI 150+				
22- 8	0- 0	0- 1	OVERALL	0- 3	1- 3	21- 1				
12- 3	0- 0	0- 0	HOME	0- 1	0- 1	12- 1				
10- 5	0- 0	0- 1	AWAY	0- 2	1- 2	9- 0				
0- 0	0- 0	0- 0	NEUTRAL	0- 0	0- 0	0- 0				
10- 2	0- 0	0- 1	NON-CONFERENCE	0- 1	1- 0	9- 0				
6- 0	0- 0	0- 0	HOME	0- 0	0- 0	6- 0				
4- 2	0- 0	0- 1	AWAY	0- 1	1- 0	3- 0				
0- 0	0- 0	0- 0	NEUTRAL	0- 0	0- 0	0- 0				
12- 6	0- 0	0- 0	CONFERENCE	0- 2	0- 3	12- 1				
6- 3	0- 0	0- 0	HOME	0- 1	0- 1	6- 1				
6- 3	0- 0	0- 0	AWAY	0- 1	0- 2	6- 0				
0- 0	0- 0	0- 0	NEUTRAL	0- 0	0- 0	0- 0				

RPI S	Opponent	Score	RPI S	Opponent	Score	RPI S	Opponent	Score	RPI S	Opponent	Score	Team's RPI: 138
29	A Rutgers	47 61	61	A Maine	61 71	103	A Hartford	62 73				
			61	H Maine	54 68	103	A Hartford	59 64				
			75	A Toledo	48 80	103	H Hartford	36 64				
						146	A Penn St.	81 70				
						181	A Sacred Heart	73 58				
						196	H Cornell	63 61				
						235	A Albany (NY)	68 52				
						235	H Albany (NY)	49 54				
						247	H St. Francis Brooklyn	74 67				
						248	H Hofstra	77 49				
						252	A Binghamton	65 56				
						252	H Binghamton	68 53				
						263	A Manhattan	79 48				
						278	A Vermont	67 61				
						278	H Vermont	69 58				
						278	H Vermont	58 48				
						285	H Ga. Southern	72 43				
						304	A UMBC	70 59				
						304	H UMBC	57 44				
						316	A New Hampshire	82 63				
						316	H New Hampshire	67 37				
						318	H Wagner	70 45				
						325	A Iona	53 51				
						327	A UMass Lowell	64 47				
						327	H UMass Lowell	76 56				
						344	H Fairleigh Dickinson	63 49				
LAST 12 Division I GAMES:												
278	H Vermont	69 58	316	H New Hampshire	67 37							
103	A Hartford	59 64	327	A UMass Lowell	64 47							
278	H Vermont	58 48	252	H Binghamton	68 53							
304	A UMBC	70 59	103	A Hartford	62 73							
61	A Maine	61 71	304	H UMBC	57 44							
235	A Albany (NY)	68 52	278	A Vermont	67 61							

Non-Div I Games: SUNY New Paltz 87 50

Stony Brook

Loss, Non-Conf, S Site, H Home A Away N Neutral

Average RPI Win:	95	WON-LOST	WINNING	LAST 10	STRENGTH OF	OPP. STRENGTH	TEAM	ADJ.	CONF.	ADJ CONF.
Average RPI Loss:	26	RECORD	PCT. RANK	GAMES	SCHEDULE	OF SCHEDULE	RPI	RPI	RPI	RPI
DIV. I ONLY	24- 8	47	1- 0	5	6	10	10	1	1	
DIV. I NON-CONF.	11- 2	32	0- 0	9	54	5	5	1	1	
TOTALS	RPI 1-25	RPI 26-50	W-L RECORDS	RPI 51-100	RPI 101-150	RPI 150+				
24- 8	5- 6	4- 0	OVERALL	5- 1	7- 1	3- 0				
11- 3	1- 3	2- 0	HOME	1- 0	4- 0	3- 0				
6- 4	1- 2	1- 0	AWAY	2- 1	2- 1	0- 0				
7- 1	3- 1	1- 0	NEUTRAL	2- 0	1- 0	0- 0				
11- 2	3- 1	2- 0	NON-CONFERENCE	1- 0	2- 1	3- 0				
6- 0	1- 0	1- 0	HOME	0- 0	1- 0	3- 0				
0- 2	0- 1	0- 0	AWAY	0- 0	0- 1	0- 0				
5- 0	2- 0	1- 0	NEUTRAL	1- 0	1- 0	0- 0				
13- 6	2- 5	2- 0	CONFERENCE	4- 1	5- 0	0- 0				
5- 3	0- 3	1- 0	HOME	1- 0	3- 0	0- 0				
6- 2	1- 1	1- 0	AWAY	2- 1	2- 0	0- 0				
2- 1	1- 1	0- 0	NEUTRAL	1- 0	0- 0	0- 0				

RPI S	Opponent	Score	RPI S	Opponent	Score	RPI S	Opponent	Score	RPI S	Opponent	Score
1	H Notre Dame	68 98	32	N Kansas St.	70 61	51	N Princeton	92 61	107	A Minnesota	68 72
1	N Notre Dame	66 91	36	H North Carolina	90 77	66	A Georgia Tech	55 65	125	H Towson	98 55
3	A Louisville	51 76	43	H Bucknell	70 56	73	A Virginia Tech	75 73	127	A Pittsburgh	82 50
5	A Oregon	73 75	50	A Clemson	84 75	79	A Duke	64 55	127	H Pittsburgh	90 63
9	H NC State	73 77				96	H Virginia	72 68	132	A Boston College	76 59
15	N UCF	57 52				96	N Virginia	67 57	132	H Boston College	96 69
17	H Texas A&M	75 65							136	N Duquesne	87 71
18	H Miami (FL)	71 84							150	H Wake Forest	77 57
18	N Miami (FL)	92 85							207	H UMES	96 51
20	N DePaul	83 81							222	H North Dakota	85 49
21	A Florida St.	94 88							272	H Niagara	94 45
LAST 12 Division I GAMES:											
96	N Virginia	67 57	127	H Pittsburgh	90 63						
18	N Miami (FL)	92 85	150	H Wake Forest	77 57						
1	N Notre Dame	66 91	9	H NC State	73 77						
132	A Boston College	76 59	132	H Boston College	96 69						
21	A Florida St.	94 88	3	A Louisville	51 76						
1	H Notre Dame	68 98	96	H Virginia	72 68						

Non-Div I Games:

Syracuse

Through Games Of March 11, 1913										
Average RPI Win:	172	WON-LOST	WINNING	LAST 10	STRENGTH OF	OPP. STRENGTH	TEAM	ADJ.	CONF.	ADJ CONF.
Average RPI Loss:	39	RECORD	PCT. RANK	GAMES	SCHEDULE	OF SCHEDULE	RPI	RPI	RPI	RPI
DIV. I ONLY	20- 10	79	0- 1	73	45	58	58	3	3	
DIV. I NON-CONF.	10- 1	17	0- 0	263	259	75	75	3	3	

TOTALS	RPI 1-25	RPI 26-50		W-L RECORDS		RPI 51-100	RPI 101-150	RPI 150+		
20- 10	1- 4	1- 4		OVERALL		1- 1	5- 1	12- 0		
14- 3	1- 1	0- 2		HOME		1- 0	4- 0	8- 0		
6- 5	0- 2	1- 1		AWAY		0- 1	1- 1	4- 0		
0- 2	0- 1	0- 1		NEUTRAL		0- 0	0- 0	0- 0		
10- 1	0- 1	0- 0		NON-CONFERENCE		0- 0	2- 0	8- 0		
8- 0	0- 0	0- 0		HOME		0- 0	2- 0	6- 0		
2- 0	0- 0	0- 0		AWAY		0- 0	0- 0	2- 0		
0- 1	0- 1	0- 0		NEUTRAL		0- 0	0- 0	0- 0		
10- 9	1- 3	1- 4		CONFERENCE		1- 1	3- 1	4- 0		
6- 3	1- 1	0- 2		HOME		1- 0	2- 0	2- 0		
4- 5	0- 2	1- 1		AWAY		0- 1	1- 1	2- 0		
0- 1	0- 0	0- 1		NEUTRAL		0- 0	0- 0	0- 0		

RPI 1-25				RPI 26-50				RPI 51-100				Team's RPI: 58		RPI 101+			
RPI	S	Opponent	Score	RPI	S	Opponent	Score	RPI	S	Opponent	Score			RPI	S	Opponent	Score
2	A	Baylor	71 89	30	A	Texas	67 73	81	A	West Virginia	65 79			136	H	Duquesne	61 48
2	H	Baylor	55 79	30	H	Texas	48 62	81	H	West Virginia	62 48			141	A	Texas Tech	70 63
11	A	Iowa St.	54 92	30	N	Texas	64 66							141	H	Texas Tech	78 70
11	H	Iowa St.	76 69	32	A	Kansas St.	61 47							143	A	Oklahoma St.	71 75
25	N	BYU	58 61	32	H	Kansas St.	72 75							143	H	Oklahoma St.	69 55
														147	H	Montana St.	71 49
														154	A	Kansas	76 66
														154	H	Kansas	58 53
														155	A	Oklahoma	76 63
														155	H	Oklahoma	86 71
														170	H	Southern U.	69 40
														172	H	Sam Houston St.	72 59
														204	A	San Diego St.	81 64
														232	H	SMU	65 63
														237	A	Ole Miss	55 50
														291	H	Army West Point	63 38
														329	H	Mississippi Val.	96 47
														350	H	Alcorn	88 31
LAST 12 Division I GAMES:																	
				30	N	Texas	64 66	11	H	Iowa St.	76 69						
				30	H	Texas	48 62	2	A	Baylor	71 89						
				155	A	Oklahoma	76 63	141	A	Texas Tech	70 63						
				154	A	Kansas	76 66	143	H	Oklahoma St.	69 55						
				32	H	Kansas St.	72 75	32	A	Kansas St.	61 47						
				81	A	West Virginia	65 79	154	H	Kansas	58 53						

Non-Div I Games:

TCU

■ Loss,
■ Non-Conf,
■ S Site,
■ H Home
■ A Away
N Neutral

Average RPI Win:	224	WON-LOST	WINNING	LAST 10	STRENGTH OF	OPP. STRENGTH	TEAM	ADJ.	CONF.	ADJ CONF.
Average RPI Loss:	98	RECORD	PCT. RANK	GAMES	SCHEDULE	OF SCHEDULE	RPI	RPI	RPI	RPI
DIV. I ONLY	11- 19	242	0- 1	84	84	166	166	9	9	
DIV. I NON-CONF.	4- 9	252	0- 0	127	86	195	195	8	8	
TOTALS	RPI 1-25	RPI 26-50	W-L RECORDS	RPI 51-100	RPI 101-150	RPI 150+				
11- 19	0- 6	0- 0	OVERALL	1- 4	1- 4	9- 5				
7- 4	0- 1	0- 0	HOME	1- 0	1- 1	5- 2				
4- 13	0- 5	0- 0	AWAY	0- 3	0- 3	4- 2				
0- 2	0- 0	0- 0	NEUTRAL	0- 1	0- 0	0- 1				
4- 9	0- 3	0- 0	NON-CONFERENCE	0- 3	0- 2	4- 1				
3- 0	0- 0	0- 0	HOME	0- 0	0- 0	3- 0				
1- 8	0- 3	0- 0	AWAY	0- 2	0- 2	1- 1				
0- 1	0- 0	0- 0	NEUTRAL	0- 1	0- 0	0- 0				
7- 10	0- 3	0- 0	CONFERENCE	1- 1	1- 2	5- 4				
4- 4	0- 1	0- 0	HOME	1- 0	1- 1	2- 2				
3- 5	0- 2	0- 0	AWAY	0- 1	0- 1	3- 1				
0- 1	0- 0	0- 0	NEUTRAL	0- 0	0- 0	0- 1				

RPI	S	Opponent	Score	RPI	S	Opponent	Score	RPI	S	Opponent	Score	RPI	S	Opponent	Score
6	A	UConn	74 109					55	A	Villanova	68 76	109	A	Houston	65 78
6	H	UConn	67 88					60	A	Penn	62 71	109	H	Houston	76 65
15	A	UCF	54 62					76	A	Cincinnati	52 72	112	H	South Fla.	53 63
18	A	Miami (FL)	61 73					76	H	Cincinnati	78 70	119	A	Marist	68 74
19	A	South Carolina	60 88					83	N	Radford	50 56	136	A	Duquesne	53 54
20	A	DePaul	88 102									159	A	Tulsa	75 61
												159	H	Tulsa	61 64
												167	H	Tulane	57 66
												191	H	East Carolina	84 62
												230	A	Memphis	84 53
												230	N	Memphis	58 59
												232	A	SMU	52 53
												236	A	Saint Joseph's	58 52
												237	A	Ole Miss	55 62
												256	A	Wichita St.	65 40
												256	H	Wichita St.	68 52
												284	H	La Salle	75 47
												325	H	Iona	59 39
												340	H	Delaware St.	75 61
LAST 12 Division I GAMES:															
230	N	Memphis	58 59	76	H	Cincinnati	78 70								
230	A	Memphis	84 53	6	A	UConn	74 109								
256	H	Wichita St.	68 52	109	H	Houston	76 65								
159	H	Tulsa	61 64	256	A	Wichita St.	65 40								
15	A	UCF	54 62	159	A	Tulsa	75 61								
232	A	SMU	52 53	191	H	East Carolina	84 62								

Non-Div I Games:

Temple

Loss, Non-Conf, S Site, H Home A Away N Neutral

Average RPI Win: 152		WON-LOST	WINNING	LAST 10	STRENGTH OF	OPP. STRENGTH	TEAM	ADJ.	CONF.	ADJ CONF.
Average RPI Loss: 54		RECORD	PCT. RANK	GAMES	SCHEDULE	OF SCHEDULE	RPI	RPI	RPI	RPI
DIV. I ONLY		19- 12	109	1- 0	30	48	56	56	5	5
DIV. I NON-CONF.		11- 2	32	0- 0	59	75	29	29	5	5
TOTALS		RPI 1-25	RPI 26-50	W-L RECORDS	RPI 51-100	RPI 101-150	RPI 150+			
19- 12	0- 7		6- 1	OVERALL	2- 1	2- 1	9- 2			
10- 7	0- 4		2- 1	HOME	1- 1	0- 0	7- 1			
6- 4	0- 2		3- 0	AWAY	0- 0	1- 1	2- 1			
3- 1	0- 1		1- 0	NEUTRAL	1- 0	1- 0	0- 0			
11- 2	0- 2		3- 0	NON-CONFERENCE	0- 0	2- 0	6- 0			
7- 2	0- 2		1- 0	HOME	0- 0	0- 0	6- 0			
2- 0	0- 0		1- 0	AWAY	0- 0	1- 0	0- 0			
2- 0	0- 0		1- 0	NEUTRAL	0- 0	1- 0	0- 0			
8- 10	0- 5		3- 1	CONFERENCE	2- 1	0- 1	3- 2			
3- 5	0- 2		1- 1	HOME	1- 1	0- 0	1- 1			
4- 4	0- 2		2- 0	AWAY	0- 0	0- 1	2- 1			
1- 1	0- 1		0- 0	NEUTRAL	1- 0	0- 0	0- 0			

RPI 1-25					
RPI	S	Opponent	Score		
1	H	Notre Dame	62	77	
4	H	Stanford	85	95	
8	A	Mississippi St.	63	91	
8	N	Mississippi St.	68	83	
17	A	Texas A&M	62	79	
19	H	South Carolina	67	82	
22	H	Kentucky	71	73	

RPI 26-50					
RPI	S	Opponent	Score		
30	A	Texas	88	82	
31	A	Missouri	62	60	
31	H	Missouri	64	66	
44	H	Belmont	84	76	
48	A	Auburn	78	69	
48	H	Auburn	73	62	
50	N	Clemson	78	66	

RPI 51-100					
RPI	S	Opponent	Score		
65	H	Arkansas	79	80	
87	H	LSU	74	65	
87	N	LSU	69	66	

Team's RPI: 56					
RPI	S	Opponent	Score		
102	N	UAB	73	69	
111	A	Georgia	62	66	
143	A	Oklahoma St.	76	63	
156	A	Alabama	65	86	
180	H	UNC Asheville	73	46	
206	A	Vanderbilt	82	65	
206	H	Vanderbilt	69	76	
209	H	Stetson	65	55	
214	H	Florida	67	50	
237	A	Ole Miss	81	56	
242	H	ETSU	80	61	
259	H	Murray St.	98	77	
320	H	Presbyterian	97	49	
346	H	Florida A&M	96	31	

LAST 12 Division I GAMES:					
87	N	LSU	69	66	
8	N	Mississippi St.	68	83	
102	N	UAB	73	69	
237	A	Ole Miss	81	56	
206	H	Vanderbilt	69	76	
19	H	South Carolina	67	82	
17	A	Texas A&M	62	79	
31	A	Missouri	62	60	
48	H	Auburn	73	62	
8	A	Mississippi St.	63	91	
206	A	Vanderbilt	82	65	
214	H	Florida	67	50	

Non-Div I Games:

Tennessee

Loss, Non-Conf, S Site, H Home A Away N Neutral

Tennessee St.

Through Games Of March 12, 2019

Average RPI Win:	292	WON-LOST	WINNING	LAST 10	STRENGTH OF	OPP. STRENGTH	TEAM	ADJ.	CONF.	ADJ CONF.
Average RPI Loss:	155	RECORD	PCT. RANK	GAMES	SCHEDULE	OF SCHEDULE	RPI	RPI	RPI	RPI
DIV. I ONLY	5- 25	333	0- 1	184	187	303	303	22	22	
DIV. I NON-CONF.	0- 12	336	0- 0	188	61	334	334	22	22	
TOTALS	RPI 1-25	RPI 26-50	W-L RECORDS	RPI 51-100	RPI 101-150	RPI 150+				
5- 25	0- 2	0- 2	OVERALL	0- 2	0- 8	5- 11				
3- 7	0- 0	0- 1	HOME	0- 0	0- 4	3- 2				
2- 15	0- 2	0- 1	AWAY	0- 1	0- 3	2- 8				
0- 3	0- 0	0- 0	NEUTRAL	0- 1	0- 1	0- 1				
0- 12	0- 2	0- 0	NON-CONFERENCE	0- 2	0- 2	0- 6				
0- 1	0- 0	0- 0	HOME	0- 0	0- 1	0- 0				
0- 8	0- 2	0- 0	AWAY	0- 1	0- 0	0- 5				
0- 3	0- 0	0- 0	NEUTRAL	0- 1	0- 1	0- 1				
5- 13	0- 0	0- 2	CONFERENCE	0- 0	0- 6	5- 5				
3- 6	0- 0	0- 1	HOME	0- 0	0- 3	3- 2				
2- 7	0- 0	0- 1	AWAY	0- 0	0- 3	2- 3				
0- 0	0- 0	0- 0	NEUTRAL	0- 0	0- 0	0- 0				

RPI 1-25				RPI 26-50				RPI 51-100				RPI 101+ Team's RPI: 303			
RPI	S	Opponent	Score	RPI	S	Opponent	Score	RPI	S	Opponent	Score	RPI	S	Opponent	Score
3	A	Louisville	52 107	44	A	Belmont	46 80	65	N	Arkansas	55 79	110	A	UT Martin	60 83
20	A	DePaul	73 95	44	H	Belmont	65 89	85	A	Troy	67 92	110	H	UT Martin	61 73
												116	H	South Alabama	56 78
												127	N	Pittsburgh	56 78
												129	A	Morehead St.	55 71
												129	H	Morehead St.	62 85
												148	A	Tennessee Tech	65 76
												148	H	Tennessee Tech	59 69
												184	N	Wisconsin	53 58
												203	A	Marshall	59 80
												206	A	Vanderbilt	63 89
												213	A	Jacksonville St.	73 76
												213	H	Jacksonville St.	52 62
												215	A	Ball St.	51 90
												239	H	SIUE	55 66
												241	A	Southeast Mo. St.	57 81
												241	H	Southeast Mo. St.	62 59
												258	A	Austin Peay	47 74
												259	A	Murray St.	65 61
												294	H	Eastern Ill.	70 66
												301	A	Alabama A&M	57 67
												331	A	Lipscomb	62 64
												333	A	Eastern Ky.	57 31
												333	H	Eastern Ky.	60 38
LAST 12 Division I GAMES:															
110	A	UT Martin	60 83	333	A	Eastern Ky.	57 31	129	A	Morehead St.	55 71	241	H	Southeast Mo. St.	62 59
241	A	Southeast Mo. St.	57 81	241	H	Southeast Mo. St.	62 59	110	H	UT Martin	61 73	259	A	Murray St.	65 61
294	H	Eastern Ill.	70 66	259	A	Murray St.	65 61	258	A	Austin Peay	47 74				
239	H	SIUE	55 66	241	H	Southeast Mo. St.	62 59								
213	A	Jacksonville St.	73 76	110	H	UT Martin	61 73								
44	H	Belmont	65 89	258	A	Austin Peay	47 74								

Non-Div I Games:

Tennessee St.

■ Loss,
■ Non-Conf,
■ S Site,
■ Home
■ A Away
N Neutral

Tennessee Tech

Through Games Of March 12, 2019

Average RPI Win:	246	WON-LOST	WINNING	LAST 10	STRENGTH OF	OPP. STRENGTH	TEAM	ADJ.	CONF.	ADJ CONF.
Average RPI Loss:	147	RECORD	PCT. RANK	GAMES	SCHEDULE	OF SCHEDULE	RPI	RPI	RPI	RPI
DIV. I ONLY	19- 10	89	1- 1	272	248	148	148	22	22	
DIV. I NON-CONF.	6- 3	91	0- 0	284	209	134	134	22	22	
TOTALS	RPI 1-25	RPI 26-50	W-L RECORDS	RPI 51-100	RPI 101-150	RPI 150+				
19- 10	0- 0	1- 2	OVERALL	1- 2	1- 2	16- 4				
9- 3	0- 0	0- 1	HOME	1- 0	0- 1	8- 1				
9- 5	0- 0	1- 0	AWAY	0- 1	1- 1	7- 3				
1- 2	0- 0	0- 1	NEUTRAL	0- 1	0- 0	1- 0				
6- 3	0- 0	0- 0	NON-CONFERENCE	1- 2	0- 0	5- 1				
3- 0	0- 0	0- 0	HOME	1- 0	0- 0	2- 0				
3- 2	0- 0	0- 0	AWAY	0- 1	0- 0	3- 1				
0- 1	0- 0	0- 0	NEUTRAL	0- 1	0- 0	0- 0				
13- 7	0- 0	1- 2	CONFERENCE	0- 0	1- 2	11- 3				
6- 3	0- 0	0- 1	HOME	0- 0	0- 1	6- 1				
6- 3	0- 0	1- 0	AWAY	0- 0	1- 1	4- 2				
1- 1	0- 0	0- 1	NEUTRAL	0- 0	0- 0	1- 0				

RPI 1-25				RPI 26-50				RPI 51-100				RPI 101+				Team's RPI: 148	
RPI	S	Opponent	Score	RPI	S	Opponent	Score	RPI	S	Opponent	Score	RPI	S	Opponent	Score		
				44	A	Belmont	77 72	65	A	Arkansas	42 65	110	A	UT Martin	80 76		
				44	H	Belmont	67 99	68	H	Middle Tenn.	68 64	129	A	Morehead St.	56 77		
				44	N	Belmont	48 62	99	N	Old Dominion	73 80	129	H	Morehead St.	70 73		
												180	H	UNC Asheville	60 53		
												213	A	Jacksonville St.	66 49		
												213	H	Jacksonville St.	62 59		
												217	A	Xavier	60 70		
												239	A	SIUE	61 63		
												239	H	SIUE	79 55		
												241	A	Southeast Mo. St.	53 62		
												256	A	Wichita St.	55 45		
												258	H	Austin Peay	65 72		
												258	N	Austin Peay	68 57		
												259	H	Murray St.	74 65		
												292	A	Charleston So.	77 55		
												294	A	Eastern Ill.	68 51		
												294	H	Eastern Ill.	99 88		
												303	A	Tennessee St.	69 59		
												303	H	Tennessee St.	76 65		
												331	A	Lipscomb	67 52		
												333	A	Eastern Ky.	81 68		
												333	H	Eastern Ky.	77 57		
												342	H	Western Caro.	77 58		
LAST 12 Division I GAMES:																	
				258	N	Austin Peay	68 57	44	H	Belmont	67 99						
				44	N	Belmont	48 62	213	H	Jacksonville St.	62 59						
				294	A	Eastern Ill.	68 51	110	A	UT Martin	80 76						
				239	A	SIUE	61 63	241	A	Southeast Mo. St.	53 62						
				129	H	Morehead St.	70 73	259	H	Murray St.	74 65						
				333	H	Eastern Ky.	77 57	258	H	Austin Peay	65 72						

Non-Div I Games: Tenn. Wesleyan 100 58 Cumberland (TN) 88 55

Tennessee Tech

Loss, Non-Conf, S Site, H Home A Away N Neutral

Average RPI Win: 144	WON-LOST	WINNING	LAST 10	STRENGTH OF	OPP. STRENGTH	TEAM	ADJ.	CONF.	ADJ CONF.
Average RPI Loss: 26	RECORD	PCT. RANK	GAMES	SCHEDULE	OF SCHEDULE	RPI	RPI	RPI	RPI
DIV. I ONLY	23- 9	55	0- 1	23	37	30	30	3	3
DIV. I NON-CONF.	10- 2	37	0- 0	83	170	44	44	3	3
TOTALS	RPI 1-25	RPI 26-50	W-L RECORDS	RPI 51-100	RPI 101-150	RPI 150+			
23- 9	1- 5	2- 2	OVERALL	5- 2	5- 0	10- 0			
10- 6	0- 3	0- 1	HOME	1- 2	3- 0	6- 0			
9- 2	1- 1	0- 1	AWAY	2- 0	2- 0	4- 0			
4- 1	0- 1	2- 0	NEUTRAL	2- 0	0- 0	0- 0			
10- 2	0- 1	2- 0	NON-CONFERENCE	1- 1	1- 0	6- 0			
5- 2	0- 1	0- 0	HOME	0- 1	1- 0	4- 0			
2- 0	0- 0	0- 0	AWAY	0- 0	0- 0	2- 0			
3- 0	0- 0	2- 0	NEUTRAL	1- 0	0- 0	0- 0			
13- 7	1- 4	0- 2	CONFERENCE	4- 1	4- 0	4- 0			
5- 4	0- 2	0- 1	HOME	1- 1	2- 0	2- 0			
7- 2	1- 1	0- 1	AWAY	2- 0	2- 0	2- 0			
1- 1	0- 1	0- 0	NEUTRAL	1- 0	0- 0	0- 0			

RPI 1-25				RPI 26-50				Team's RPI: 30	RPI 51-100				RPI 101+			
RPI	S	Opponent	Score	RPI	S	Opponent	Score		RPI	S	Opponent	Score	RPI	S	Opponent	Score
2	A	Baylor	35 64	32	A	Kansas St.	69 87		56	H	Tennessee	82 88	136	H	Duquesne	78 41
2	H	Baylor	68 74	32	H	Kansas St.	60 69		58	A	TCU	62 48	141	A	Texas Tech	78 71
8	H	Mississippi St.	49 67	39	N	Quinnipiac	56 55		58	H	TCU	73 67	141	H	Texas Tech	81 57
11	A	Iowa St.	64 62	45	N	Michigan	69 52		58	N	TCU	66 64	143	A	Oklahoma St.	61 55
11	H	Iowa St.	73 82						81	A	West Virginia	70 58	143	H	Oklahoma St.	60 51
11	N	Iowa St.	69 75						81	H	West Virginia	58 64	154	A	Kansas	91 73
									86	N	Fordham	72 54	154	H	Kansas	62 43
													154	A	Oklahoma	76 67
													155	H	Oklahoma	73 63
													188	A	North Texas	64 54
													209	H	Stetson	65 46
													229	A	UTRGV	81 66
													302	H	UTSA	98 54
													312	H	McNeese	96 40
													315	H	Northwestern St.	104 66
LAST 12 Division I GAMES:																
		11	N	Iowa St.			69 75		2	A	Baylor		35 64			
		58	N	TCU			66 64		141	H	Texas Tech		81 57			
		86	N	Fordham			72 54		32	H	Kansas St.		60 69			
		45	N	Michigan			69 52		143	A	Oklahoma St.		61 55			
		58	A	TCU			62 48		154	A	Kansas		91 73			
		11	H	Iowa St.			73 82		2	H	Baylor		68 74			

Non-Div I Games:

Texas

■ Loss,
 ■ Non-Conf,
 ■ S Site,
 ■ Home
 ■ A Away
 N Neutral

Average RPI Win:	127	WON-LOST	WINNING	LAST 10	STRENGTH OF	OPP. STRENGTH	TEAM	ADJ.	CONF.	ADJ CONF.
Average RPI Loss:	39	RECORD	PCT. RANK	GAMES	SCHEDULE	OF SCHEDULE	RPI	RPI	RPI	RPI
DIV. I ONLY	24- 7	39	1- 0	25	58	17	17	5	5	
DIV. I NON-CONF.	11- 2	32	0- 0	31	106	18	18	5	5	
TOTALS	RPI 1-25	RPI 26-50	W-L RECORDS	RPI 51-100	RPI 101-150	RPI 150+				
24- 7	3- 3	3- 1	OVERALL	5- 3	2- 0	11- 0				
13- 3	1- 2	1- 0	HOME	4- 1	0- 0	7- 0				
8- 3	1- 1	1- 1	AWAY	1- 1	2- 0	3- 0				
3- 1	1- 0	1- 0	NEUTRAL	0- 1	0- 0	1- 0				
11- 2	1- 1	1- 0	NON-CONFERENCE	2- 1	1- 0	6- 0				
7- 1	0- 0	1- 0	HOME	1- 1	0- 0	5- 0				
2- 1	0- 1	0- 0	AWAY	1- 0	1- 0	0- 0				
2- 0	1- 0	0- 0	NEUTRAL	0- 0	0- 0	1- 0				
13- 5	2- 2	2- 1	CONFERENCE	3- 2	1- 0	5- 0				
6- 2	1- 2	0- 0	HOME	3- 0	0- 0	2- 0				
6- 2	1- 0	1- 1	AWAY	0- 1	1- 0	3- 0				
1- 1	0- 0	1- 0	NEUTRAL	0- 1	0- 0	0- 0				

RPI	S	Opponent	Score	RPI	S	Opponent	Score	RPI	S	Opponent	Score	RPI	S	Opponent	Score
8	H	Mississippi St.	64 92	31	A	Missouri	65 70	52	H	Southern California	71 51	109	A	Houston	68 52
10	A	Syracuse	65 75	35	H	Rice	65 54	53	H	Lamar University	68 74	111	A	Georgia	76 66
19	H	South Carolina	57 60	48	A	Auburn	69 67	56	H	Tennessee	79 62	152	N	UC Riverside	70 63
22	A	Kentucky	62 55	48	N	Auburn	64 62	65	H	Arkansas	66 53	156	H	Alabama	70 43
22	H	Kentucky	73 71					65	N	Arkansas	51 58	186	H	Prairie View	70 57
24	N	Oregon St.	76 70					72	A	Little Rock	61 40	189	H	Arkansas St.	97 56
								87	A	LSU	52 63	206	A	Vanderbilt	50 43
								87	H	LSU	59 55	206	H	Vanderbilt	69 53
												214	A	Florida	80 62
												229	H	UTRGV	84 61
												234	H	Jacksonville	73 53
												237	A	Ole Miss	72 60
												286	H	Central Ark.	84 27
LAST 12 Division I GAMES:															
48	N	Auburn	64 62	8	H	Mississippi St.	64 92								
65	N	Arkansas	51 58	87	H	LSU	59 55								
65	H	Arkansas	66 53	31	A	Missouri	65 70								
22	A	Kentucky	62 55	237	A	Ole Miss	72 60								
214	A	Florida	80 62	206	H	Vanderbilt	69 53								
56	H	Tennessee	79 62	22	H	Kentucky	73 71								

Non-Div I Games:

Texas A&M

■ Loss,
■ Non-Conf, S Site,
■ Home
■ Away
N Neutral

Texas Southern

Through Games Of March 12, 2019

Average RPI Win:	290	WON-LOST	WINNING	LAST 10	STRENGTH OF	OPP. STRENGTH	TEAM	ADJ.	CONF.	ADJ CONF.
Average RPI Loss:	171	RECORD	PCT. RANK	GAMES	SCHEDULE	OF SCHEDULE	RPI	RPI	RPI	RPI
DIV. I ONLY	13- 15	198	0- 1	285	336	228	228	29	29	
DIV. I NON-CONF.	2- 7	288	0- 0	49	287	170	170	28	28	
TOTALS	RPI 1-25	RPI 26-50	W-L RECORDS	RPI 51-100	RPI 101-150	RPI 150+				
13- 15	0- 0	0- 2	OVERALL	0- 1	0- 2	13- 10				
6- 3	0- 0	0- 0	HOME	0- 0	0- 0	6- 3				
7- 10	0- 0	0- 2	AWAY	0- 1	0- 1	7- 6				
0- 2	0- 0	0- 0	NEUTRAL	0- 0	0- 1	0- 1				
2- 7	0- 0	0- 2	NON-CONFERENCE	0- 1	0- 2	2- 2				
0- 0	0- 0	0- 0	HOME	0- 0	0- 0	0- 0				
2- 5	0- 0	0- 2	AWAY	0- 1	0- 1	2- 1				
0- 2	0- 0	0- 0	NEUTRAL	0- 0	0- 1	0- 1				
11- 8	0- 0	0- 0	CONFERENCE	0- 0	0- 0	11- 8				
6- 3	0- 0	0- 0	HOME	0- 0	0- 0	6- 3				
5- 5	0- 0	0- 0	AWAY	0- 0	0- 0	5- 5				
0- 0	0- 0	0- 0	NEUTRAL	0- 0	0- 0	0- 0				

RPI S	Opponent	Score	RPI S	Opponent	Score	RPI S	Opponent	Score	RPI S	Opponent	Score	Team's RPI: 228
35	A Rice	71 76	63	A SFA	55 74	141	A Texas Tech	55 75				
41	A Michigan St.	45 91				145	N Abilene Christian	39 81				
						157	N Nicholls St.	57 58				
						167	A Tulane	56 62				
						170	A Southern U.	61 63				
						170	H Southern U.	49 60				
						186	A Prairie View	52 44				
						186	H Prairie View	73 67				
						201	A Grambling	55 72				
						201	A Grambling	61 72				
						201	H Grambling	67 75				
						229	A UTRGV	69 55				
						249	A Jackson St.	64 73				
						249	H Jackson St.	76 67				
						268	A Alabama St.	51 44				
						268	H Alabama St.	51 58				
						301	A Alabama A&M	56 45				
						301	H Alabama A&M	53 45				
						329	A Mississippi Val.	68 50				
						329	H Mississippi Val.	73 45				
						345	A Savannah St.	65 41				
						348	A Ark.-Pine Bluff	59 58				
						348	H Ark.-Pine Bluff	62 49				
						350	A Alcorn	52 53				
						350	H Alcorn	66 51				
LAST 12 Division I GAMES:												
201	A Grambling	61 72	348	H Ark.-Pine Bluff	62 49							
170	H Southern U.	49 60	249	A Jackson St.	64 73							
350	H Alcorn	66 51	201	A Grambling	55 72							
301	A Alabama A&M	56 45	186	H Prairie View	73 67							
268	A Alabama St.	51 44	301	H Alabama A&M	53 45							
329	H Mississippi Val.	73 45	268	H Alabama St.	51 58							

Non-Div I Games: Huston-Tillotson 72 36 Paul Quinn 83 54

Texas Southern

Loss, Non-Conf, S Site, H Home A Away N Neutral

Average RPI Win:	206	WON-LOST	WINNING	LAST 10	STRENGTH OF	OPP. STRENGTH	TEAM	ADJ.	CONF.	ADJ CONF.
Average RPI Loss:	120	RECORD	PCT. RANK	GAMES	SCHEDULE	OF SCHEDULE	RPI	RPI	RPI	RPI
DIV. I ONLY	12- 16	215	0- 1	100	138	162	162	12	12	
DIV. I NON-CONF.	3- 7	256	0- 1	118	137	197	197	14	14	
TOTALS	RPI 1-25	RPI 26-50	W-L RECORDS	RPI 51-100	RPI 101-150	RPI 150+				
12- 16	0- 0	0- 2	OVERALL	1- 5	2- 5	9- 4				
5- 7	0- 0	0- 0	HOME	1- 2	1- 3	3- 2				
7- 8	0- 0	0- 1	AWAY	0- 3	1- 2	6- 2				
0- 1	0- 0	0- 1	NEUTRAL	0- 0	0- 0	0- 0				
3- 7	0- 0	0- 2	NON-CONFERENCE	0- 1	0- 2	3- 2				
1- 2	0- 0	0- 0	HOME	0- 0	0- 1	1- 1				
2- 4	0- 0	0- 1	AWAY	0- 1	0- 1	2- 1				
0- 1	0- 0	0- 1	NEUTRAL	0- 0	0- 0	0- 0				
9- 9	0- 0	0- 0	CONFERENCE	1- 4	2- 3	6- 2				
4- 5	0- 0	0- 0	HOME	1- 2	1- 2	2- 1				
5- 4	0- 0	0- 0	AWAY	0- 2	1- 1	4- 1				
0- 0	0- 0	0- 0	NEUTRAL	0- 0	0- 0	0- 0				

RPI S	Opponent	Score	RPI S	Opponent	Score	RPI S	Opponent	Score	RPI S	Opponent	Score	Team's RPI: 162
31	A Missouri	50 69	49	N Saint Mary's (CA)	62 89	54	A New Mexico	51 82	116	H South Alabama	77 45	
						70	A UT Arlington	53 68	135	A Appalachian St.	56 77	
						70	H UT Arlington	41 44	135	H Appalachian St.	49 62	
						72	A Little Rock	47 62	139	A Georgia St.	69 60	
						72	H Little Rock	50 48	139	H Georgia St.	34 57	
						85	H Troy	63 82	143	A Oklahoma St.	55 66	
									147	H Montana St.	59 67	
									157	H Nicholls St.	72 67	
									158	H Oral Roberts	64 81	
									167	A Tulane	61 67	
									173	A Coastal Caro.	70 77	
									173	H Coastal Caro.	73 58	
									189	A Arkansas St.	85 62	
									189	H Arkansas St.	68 54	
									270	A Louisiana	71 65	
									274	A A&M-Corpus Christi	60 53	
									285	A Ga. Southern	64 52	
									285	H Ga. Southern	55 65	
									300	A La.-Monroe	62 51	
									302	A UTSA	68 60	
LAST 12 Division I GAMES:												
167	A Tulane	61 67	270	A Louisiana	71 65							
147	H Montana St.	59 67	300	A La.-Monroe	62 51							
157	H Nicholls St.	72 67	72	H Little Rock	50 48							
70	H UT Arlington	41 44	189	H Arkansas St.	68 54							
116	H South Alabama	77 45	173	A Coastal Caro.	70 77							
85	H Troy	63 82	135	A Appalachian St.	56 77							

Non-Div I Games: UNKNOWN 92 39 Tex. A&M Int'l 89 25

Texas St.

■ Loss,
 ■ Non-Conf,
 ■ S Site,
 ■ Home
 ■ A Away
 N Neutral

Average RPI Win:	195	WON-LOST	WINNING	LAST 10	STRENGTH OF	OPP. STRENGTH	TEAM	ADJ.	CONF.	ADJ CONF.
Average RPI Loss:	60	RECORD	PCT. RANK	GAMES	SCHEDULE	OF SCHEDULE	RPI	RPI	RPI	RPI
DIV. I ONLY	14- 17	204	1- 0	56	54	141	141	3	3	
DIV. I NON-CONF.	9- 2	43	0- 0	206	322	99	99	3	3	
TOTALS	RPI 1-25	RPI 26-50	W-L RECORDS	RPI 51-100	RPI 101-150	RPI 150+				
14- 17	0- 5	0- 4	OVERALL	1- 5	2- 1	11- 2				
11- 7	0- 2	0- 2	HOME	1- 3	2- 0	8- 0				
2- 9	0- 2	0- 2	AWAY	0- 2	0- 1	2- 2				
1- 1	0- 1	0- 0	NEUTRAL	0- 0	0- 0	1- 0				
9- 2	0- 0	0- 0	NON-CONFERENCE	1- 1	1- 0	7- 1				
8- 1	0- 0	0- 0	HOME	1- 1	1- 0	6- 0				
1- 1	0- 0	0- 0	AWAY	0- 0	0- 0	1- 1				
0- 0	0- 0	0- 0	NEUTRAL	0- 0	0- 0	0- 0				
5- 15	0- 5	0- 4	CONFERENCE	0- 4	1- 1	4- 1				
3- 6	0- 2	0- 2	HOME	0- 2	1- 0	2- 0				
1- 8	0- 2	0- 2	AWAY	0- 2	0- 1	1- 1				
1- 1	0- 1	0- 0	NEUTRAL	0- 0	0- 0	1- 0				

RPI 1-25				RPI 26-50				RPI 51-100				RPI 101+ Team's RPI: 141			
RPI	S	Opponent	Score	RPI	S	Opponent	Score	RPI	S	Opponent	Score	RPI	S	Opponent	Score
2	A	Baylor	37 96	30	A	Texas	57 81	58	A	TCU	70 78	143	A	Oklahoma St.	57 65
2	H	Baylor	56 73	30	H	Texas	71 78	58	H	TCU	63 70	143	H	Oklahoma St.	90 78
2	N	Baylor	61 100	32	A	Kansas St.	67 75	63	H	SFA	77 69	145	H	Abilene Christian	105 54
11	A	Iowa St.	66 105	32	H	Kansas St.	62 66	80	H	Idaho	77 88	154	A	Kansas	75 71
11	H	Iowa St.	62 64					81	A	West Virginia	65 68	154	H	Kansas	69 66
								81	H	West Virginia	72 75	155	A	Oklahoma	61 66
												155	H	Oklahoma	88 82
												155	N	Oklahoma	104 84
												170	H	Southern U.	76 58
												213	H	Jacksonville St.	71 58
												214	A	Florida	67 72
												228	H	Texas Southern	75 55
												245	A	Nevada	86 67
												274	H	A&M-Corpus Christi	78 61
												300	H	La.-Monroe	86 42
												332	H	Houston Baptist	82 76
LAST 12 Division I GAMES:															
155	N	Oklahoma	104 84	154	A	Kansas	75 71								
2	N	Baylor	61 100	81	H	West Virginia	72 75								
155	H	Oklahoma	88 82	143	H	Oklahoma St.	90 78								
32	A	Kansas St.	67 75	58	H	TCU	63 70								
11	H	Iowa St.	62 64	2	A	Baylor	37 96								
30	A	Texas	57 81	11	A	Iowa St.	66 105								

Non-Div I Games:

Texas Tech

■ Loss,
 ■ Non-Conf,
 ■ S Site,
 ■ H Home
 ■ A Away
 N Neutral

Toledo

Through Games Of March 12, 2019

Average RPI Win: 198		WON-LOST	WINNING	LAST 10	STRENGTH OF	OPP. STRENGTH	TEAM	ADJ.	CONF.	ADJ CONF.
Average RPI Loss: 70		RECORD	PCT. RANK	GAMES	SCHEDULE	OF SCHEDULE	RPI	RPI	RPI	RPI
DIV. I ONLY		20- 10	79	1- 0	109	101	75	75	8	8
DIV. I NON-CONF.		8- 3	72	0- 0	150	187	70	70	9	9
TOTALS		RPI 1-25	RPI 26-50		W-L RECORDS		RPI 51-100	RPI 101-150	RPI 150+	
20- 10	0- 1	3- 4		OVERALL		0- 2	3- 2	14- 1		
12- 3	0- 1	2- 1		HOME		0- 1	3- 0	7- 0		
8- 7	0- 0	1- 3		AWAY		0- 1	0- 2	7- 1		
0- 0	0- 0	0- 0		NEUTRAL		0- 0	0- 0	0- 0		
8- 3	0- 1	1- 0		NON-CONFERENCE		0- 1	2- 1	5- 0		
4- 1	0- 1	0- 0		HOME		0- 0	2- 0	2- 0		
4- 2	0- 0	1- 0		AWAY		0- 1	0- 1	3- 0		
0- 0	0- 0	0- 0		NEUTRAL		0- 0	0- 0	0- 0		
12- 7	0- 0	2- 4		CONFERENCE		0- 1	1- 1	9- 1		
8- 2	0- 0	2- 1		HOME		0- 1	1- 0	5- 0		
4- 5	0- 0	0- 3		AWAY		0- 0	0- 1	4- 1		
0- 0	0- 0	0- 0		NEUTRAL		0- 0	0- 0	0- 0		

RPI 1-25				RPI 26-50				RPI 51-100 Team's RPI: 75				RPI 101+			
RPI	S	Opponent	Score	RPI	S	Opponent	Score	RPI	S	Opponent	Score	RPI	S	Opponent	Score
1	H	Notre Dame	56 72	27	A	Central Mich.	45 78	61	A	Maine	59 73	117	A	Dayton	49 70
				27	H	Central Mich.	62 59	77	H	Kent St.	47 58	124	A	Northern Ill.	52 54
				34	H	Ohio	76 50					124	H	Northern Ill.	64 53
				37	A	Buffalo	63 73					136	H	Duquesne	65 52
				44	A	Belmont	78 69					138	H	Stony Brook	80 48
				47	A	Miami (OH)	64 65					163	A	Akron	64 70
				47	H	Miami (OH)	56 65					194	A	Eastern Mich.	70 67
												194	H	Eastern Mich.	63 43
												211	A	Bowling Green	79 65
												211	H	Bowling Green	76 56
												215	A	Ball St.	63 62
												215	H	Ball St.	65 58
												215	H	Ball St.	67 63
												230	A	Memphis	58 48
												262	A	Western Mich.	80 57
												262	H	Western Mich.	73 63
												280	A	Cleveland St.	65 60
												310	A	Valparaiso	65 59
												325	H	Iona	84 38
												336	H	Detroit Mercy	77 60
LAST 12 Division I GAMES:															
215	H	Ball St.	67 63	47	H	Miami (OH)	56 65	124	A	Northern Ill.	52 54				
27	A	Central Mich.	45 78	34	H	Ohio	76 50	194	H	Eastern Mich.	63 43				
194	A	Eastern Mich.	70 67	37	A	Buffalo	63 73	211	H	Bowling Green	76 56				
124	H	Northern Ill.	64 53	215	A	Ball St.	63 62								
262	H	Western Mich.	73 63												

Non-Div I Games:

Toledo

■ Loss,
 ■ Non-Conf, S Site,
 ■ Home
 ■ Away
 N Neutral

Average RPI Win: 212	WON-LOST	WINNING	LAST 10	STRENGTH OF	OPP. STRENGTH	TEAM	ADJ.	CONF.	ADJ CONF.
Average RPI Loss: 109	RECORD	PCT. RANK	GAMES	SCHEDULE	OF SCHEDULE	RPI	RPI	RPI	RPI
DIV. I ONLY	17- 12	127	0- 1	187	106	125	125	10	10
DIV. I NON-CONF.	6- 5	143	0- 0	292	127	163	163	10	10
TOTALS	RPI 1-25	RPI 26-50	W-L RECORDS	RPI 51-100	RPI 101-150	RPI 150+			
17- 12	0- 1	0- 2	OVERALL	1- 2	3- 4	13- 3			
8- 4	0- 0	0- 1	HOME	0- 1	2- 1	6- 1			
9- 8	0- 1	0- 1	AWAY	1- 1	1- 3	7- 2			
0- 0	0- 0	0- 0	NEUTRAL	0- 0	0- 0	0- 0			
6- 5	0- 1	0- 0	NON-CONFERENCE	0- 1	0- 1	6- 2			
3- 0	0- 0	0- 0	HOME	0- 0	0- 0	3- 0			
3- 5	0- 1	0- 0	AWAY	0- 1	0- 1	3- 2			
0- 0	0- 0	0- 0	NEUTRAL	0- 0	0- 0	0- 0			
11- 7	0- 0	0- 2	CONFERENCE	1- 1	3- 3	7- 1			
5- 4	0- 0	0- 1	HOME	0- 1	2- 1	3- 1			
6- 3	0- 0	0- 1	AWAY	1- 0	1- 2	4- 0			
0- 0	0- 0	0- 0	NEUTRAL	0- 0	0- 0	0- 0			

RPI 1-25				RPI 26-50				RPI 51-100				RPI 101+ Team's RPI: 125			
RPI	S	Opponent	Score	RPI	S	Opponent	Score	RPI	S	Opponent	Score	RPI	S	Opponent	Score
10	A	Syracuse	55 98	28	A	James Madison	59 71	64	A	Drexel	55 54	101	A	Northeastern	68 77
				28	H	James Madison	56 63	64	H	Drexel	44 77	101	H	Northeastern	88 83
								81	A	West Virginia	43 90	113	A	UNCW	73 77
												113	H	UNCW	82 61
												128	A	Delaware	56 48
												128	H	Delaware	57 70
												150	A	Wake Forest	53 60
												161	A	William & Mary	82 75
												161	H	William & Mary	69 80
												203	A	Marshall	76 69
												205	H	Massachusetts	78 53
												219	A	George Washington	63 76
												223	A	Mt. St. Mary's	78 87
												224	A	Elon	59 50
												224	H	Elon	59 58
												236	A	Saint Joseph's	73 52
												248	A	Hofstra	68 56
												248	H	Hofstra	92 68
												266	H	Loyola Maryland	62 57
												284	H	La Salle	92 68
												295	A	Col. of Charleston	77 61
												295	H	Col. of Charleston	87 61
												304	A	UMBC	71 62
LAST 12 Division I GAMES:															
				64	H	Drexel	44 77					113	H	UNCW	82 61
				128	H	Delaware	57 70					101	A	Northeastern	68 77
				28	H	James Madison	56 63					248	A	Hofstra	68 56
				224	A	Elon	59 50					28	A	James Madison	59 71
				161	A	William & Mary	82 75					161	H	William & Mary	69 80
				295	H	Col. of Charleston	87 61					224	H	Elon	59 58

Non-Div I Games:

Towson

■ Loss,
 ■ Non-Conf, S Site,
 ■ Home
 ■ Away
 N Neutral

Average RPI Win:	216	WON-LOST	WINNING	LAST 10	STRENGTH OF	OPP. STRENGTH	TEAM	ADJ.	CONF.	ADJ CONF.
Average RPI Loss:	89	RECORD	PCT. RANK	GAMES	SCHEDULE	OF SCHEDULE	RPI	RPI	RPI	RPI
DIV. I ONLY	21- 7	47	1- 0	209	148	85	85	12	12	
DIV. I NON-CONF.	8- 2	52	0- 0	302	200	121	121	14	14	
TOTALS	RPI 1-25	RPI 26-50	W-L RECORDS	RPI 51-100	RPI 101-150	RPI 150+				
21- 7	0- 1	0- 0	OVERALL	1- 3	3- 3	17- 0				
11- 2	0- 0	0- 0	HOME	1- 1	2- 1	8- 0				
8- 5	0- 1	0- 0	AWAY	0- 2	1- 2	7- 0				
2- 0	0- 0	0- 0	NEUTRAL	0- 0	0- 0	2- 0				
8- 2	0- 1	0- 0	NON-CONFERENCE	0- 1	0- 0	8- 0				
3- 1	0- 0	0- 0	HOME	0- 1	0- 0	3- 0				
3- 1	0- 1	0- 0	AWAY	0- 0	0- 0	3- 0				
2- 0	0- 0	0- 0	NEUTRAL	0- 0	0- 0	2- 0				
13- 5	0- 0	0- 0	CONFERENCE	1- 2	3- 3	9- 0				
8- 1	0- 0	0- 0	HOME	1- 0	2- 1	5- 0				
5- 4	0- 0	0- 0	AWAY	0- 2	1- 2	4- 0				
0- 0	0- 0	0- 0	NEUTRAL	0- 0	0- 0	0- 0				

RPI 1-25				RPI 26-50				RPI 51-100				Team's RPI: 85		RPI 101+			
RPI	S	Opponent	Score	RPI	S	Opponent	Score	RPI	S	Opponent	Score			RPI	S	Opponent	Score
21	A	Florida St.	67 103					68	H	Middle Tenn.	64 67			116	A	South Alabama	77 80
								70	A	UT Arlington	65 88			116	H	South Alabama	66 58
								72	A	Little Rock	72 76			135	A	Appalachian St.	83 72
								72	H	Little Rock	71 66			135	H	Appalachian St.	95 66
														139	A	Georgia St.	80 84
														139	H	Georgia St.	70 85
														162	A	Texas St.	82 63
														172	N	Sam Houston St.	84 79
														173	A	Coastal Caro.	82 81
														173	H	Coastal Caro.	89 76
														189	A	Arkansas St.	100 89
														189	H	Arkansas St.	87 79
														213	A	Jacksonville St.	89 63
														237	A	Ole Miss	71 54
														242	A	ETSU	84 66
														268	H	Alabama St.	116 46
														270	H	Louisiana	90 64
														285	A	Ga. Southern	97 81
														285	H	Ga. Southern	100 78
														288	H	Samford	72 52
														300	H	La.-Monroe	78 56
														303	H	Tennessee St.	92 67
														329	N	Mississippi Val.	75 54
LAST 12 Division I GAMES:																	
				173	H	Coastal Caro.	89 76					139	H	Georgia St.	70 85		
				135	H	Appalachian St.	95 66					189	A	Arkansas St.	100 89		
				70	A	UT Arlington	65 88					72	A	Little Rock	72 76		
				162	A	Texas St.	82 63					116	A	South Alabama	77 80		
				116	H	South Alabama	66 58					270	H	Louisiana	90 64		
				285	H	Ga. Southern	100 78					300	H	La.-Monroe	78 56		

Non-Div I Games: Talladega 91 70

Troy

Tulane

Average RPI Win: 183

Average RPI Loss: 127

WON-LOST

WINNING

LAST 10

Through Games Of March 12, 2019

STRENGTH OF

OPP. STRENGTH

TEAM

ADJ.

CONF.

ADJ CONF.

RECORD

PCT. RANK

GAMES

SCHEDULE

OF SCHEDULE

RPI

RPI

RPI

RPI

DIV. I ONLY

15- 15

170

0- 1

148

89

167

167

9

9

DIV. I NON-CONF.

10- 3

59

0- 0

209

120

96

96

8

8

TOTALS

RPI 1-25

RPI 26-50

W-L RECORDS

RPI 51-100

RPI 101-150

RPI 150+

15- 15

1- 2

1- 1

OVERALL

1- 2

1- 4

11- 6

8- 7

1- 1

0- 0

HOME

0- 2

1- 1

6- 3

4- 6

0- 1

0- 0

AWAY

1- 0

0- 2

3- 3

3- 2

0- 0

1- 1

NEUTRAL

0- 0

0- 1

2- 0

10- 3

0- 0

1- 1

NON-CONFERENCE

1- 1

1- 0

7- 1

6- 1

0- 0

0- 0

HOME

0- 1

1- 0

5- 0

1- 1

0- 0

0- 0

AWAY

1- 0

0- 0

0- 1

3- 1

0- 0

1- 1

NEUTRAL

0- 0

0- 0

2- 0

5- 12

1- 2

0- 0

CONFERENCE

0- 1

0- 4

4- 5

2- 6

1- 1

0- 0

HOME

0- 1

0- 1

1- 3

3- 5

0- 1

0- 0

AWAY

0- 0

0- 2

3- 2

0- 1

0- 0

0- 0

NEUTRAL

0- 0

0- 1

0- 0

RPI 1-25

RPI 26-50

RPI 51-100

RPI 101+

Team's RPI: 167

RPI	S	Opponent	Score
6	H	UConn	33 75
15	A	UCF	42 52
15	H	UCF	61 59

RPI	S	Opponent	Score
27	N	Central Mich.	68 57
40	N	California	57 65

RPI	S	Opponent	Score
76	H	Cincinnati	65 80
87	A	LSU	56 54
99	H	Old Dominion	48 56

RPI	S	Opponent	Score
109	A	Houston	82 83
112	A	South Fla.	46 73
112	H	South Fla.	45 50
112	N	South Fla.	52 61
134	H	Washington	63 51
156	A	Alabama	58 69
157	H	Nicholls St.	71 46
159	A	Tulsa	67 72
162	H	Texas St.	67 61
166	A	Temple	66 57
183	H	Southern Miss.	71 54
191	A	East Carolina	61 63
191	H	East Carolina	68 57
228	H	Texas Southern	62 56
230	A	Memphis	62 61
230	H	Memphis	59 65
232	A	SMU	61 43
232	H	SMU	60 64
256	H	Wichita St.	44 62
280	N	Cleveland St.	81 72
306	H	Fla. Atlantic	88 45
346	N	Florida A&M	78 34

LAST 12 Division I GAMES:

112	N	South Fla.	52 61	230	H	Memphis	59 65
162	H	Texas St.	67 61	15	H	UCF	61 59
76	H	Cincinnati	65 80	159	A	Tulsa	67 72
15	A	UCF	42 52	112	H	South Fla.	45 50
232	H	SMU	60 64	191	A	East Carolina	61 63
109	A	Houston	82 83	230	A	Memphis	62 61

T
u
l
a
n
eT
u
l
a
n
e

Non-Div I Games:

Tulane

Loss, Non-Conf, S Site, H Home A Away N Neutral

Average RPI Win:	201	WON-LOST	WINNING	LAST 10	STRENGTH OF	OPP. STRENGTH	TEAM	ADJ.	CONF.	ADJ CONF.
Average RPI Loss:	99	RECORD	PCT. RANK	GAMES	SCHEDULE	OF SCHEDULE	RPI	RPI	RPI	RPI
DIV. I ONLY	13- 18	218	1- 0	77	97	159	159	9	9	
DIV. I NON-CONF.	6- 7	172	0- 0	54	102	118	118	8	8	
TOTALS	RPI 1-25	RPI 26-50	W-L RECORDS	RPI 51-100	RPI 101-150	RPI 150+				
13- 18	0- 4	0- 1	OVERALL	0- 6	1- 2	12- 5				
8- 6	0- 1	0- 0	HOME	0- 3	1- 0	7- 2				
3- 11	0- 2	0- 1	AWAY	0- 3	0- 2	3- 3				
2- 1	0- 1	0- 0	NEUTRAL	0- 0	0- 0	2- 0				
6- 7	0- 1	0- 1	NON-CONFERENCE	0- 4	1- 0	5- 1				
4- 2	0- 0	0- 0	HOME	0- 2	1- 0	3- 0				
1- 5	0- 1	0- 1	AWAY	0- 2	0- 0	1- 1				
1- 0	0- 0	0- 0	NEUTRAL	0- 0	0- 0	1- 0				
7- 11	0- 3	0- 0	CONFERENCE	0- 2	0- 2	7- 4				
4- 4	0- 1	0- 0	HOME	0- 1	0- 0	4- 2				
2- 6	0- 1	0- 0	AWAY	0- 1	0- 2	2- 2				
1- 1	0- 1	0- 0	NEUTRAL	0- 0	0- 0	1- 0				

RPI 1-25				RPI 26-50				RPI 51-100				RPI 101+ Team's RPI: 159			
RPI	S	Opponent	Score	RPI	S	Opponent	Score	RPI	S	Opponent	Score	RPI	S	Opponent	Score
6	H	UConn	49 68	44	A	Belmont	53 78	63	A	SFA	34 76	109	A	Houston	44 76
15	A	UCF	44 60					65	H	Arkansas	59 61	112	A	South Fla.	48 59
15	N	UCF	54 66					72	H	Little Rock	53 63	145	H	Abilene Christian	75 63
23	A	Arizona St.	52 70					76	A	Cincinnati	47 74	156	N	Alabama	80 73
								76	H	Cincinnati	50 70	158	A	Oral Roberts	76 68
								78	A	American	52 68	166	A	Temple	64 61
												166	H	Temple	61 75
												167	H	Tulane	72 67
												182	H	Saint Louis	86 75
												189	A	Arkansas St.	60 73
												191	A	East Carolina	75 55
												191	H	East Carolina	60 64
												209	H	Stetson	55 54
												230	A	Memphis	56 59
												230	H	Memphis	46 39
												232	H	SMU	49 35
												256	A	Wichita St.	49 71
												256	H	Wichita St.	63 49
												256	N	Wichita St.	61 50
												267	H	UTEP	66 45
LAST 12 Division I GAMES:															
256	N	Wichita St.	61 50	6	H	UConn	49 68	76	A	Cincinnati	47 74	112	A	South Fla.	48 59
15	N	UCF	54 66	23	A	Arizona St.	52 70	167	H	Tulane	72 67	232	H	SMU	49 35
256	A	Wichita St.	49 71	191	H	East Carolina	60 64	230	A	Memphis	56 59				
166	A	Temple	64 61												

Non-Div I Games:

Tulsa

■ Loss,
■ Non-Conf,
■ S Site,
■ Home
■ A Away
N Neutral

Average RPI Win:	228	WON-LOST	WINNING	LAST 10	STRENGTH OF	OPP. STRENGTH	TEAM	ADJ.	CONF.	ADJ CONF.
Average RPI Loss:	86	RECORD	PCT. RANK	GAMES	SCHEDULE	OF SCHEDULE	RPI	RPI	RPI	RPI
DIV. I ONLY	23- 5	19	0- 1	294	170	102	102	14	14	
DIV. I NON-CONF.	11- 1	13	0- 1	333	265	119	119	17	17	
TOTALS	RPI 1-25	RPI 26-50	W-L RECORDS	RPI 51-100	RPI 101-150	RPI 150+				
23- 5	0- 0	0- 1	OVERALL	3- 2	2- 1	18- 1				
11- 2	0- 0	0- 1	HOME	1- 0	2- 0	8- 1				
10- 2	0- 0	0- 0	AWAY	2- 1	0- 1	8- 0				
2- 1	0- 0	0- 0	NEUTRAL	0- 1	0- 0	2- 0				
11- 1	0- 0	0- 0	NON-CONFERENCE	1- 1	1- 0	9- 0				
5- 0	0- 0	0- 0	HOME	0- 0	1- 0	4- 0				
4- 0	0- 0	0- 0	AWAY	1- 0	0- 0	3- 0				
2- 1	0- 0	0- 0	NEUTRAL	0- 1	0- 0	2- 0				
12- 4	0- 0	0- 1	CONFERENCE	2- 1	1- 1	9- 1				
6- 2	0- 0	0- 1	HOME	1- 0	1- 0	4- 1				
6- 2	0- 0	0- 0	AWAY	1- 1	0- 1	5- 0				
0- 0	0- 0	0- 0	NEUTRAL	0- 0	0- 0	0- 0				

RPI	S	Opponent	Score	RPI	S	Opponent	Score	RPI	S	Opponent	Score	RPI	S	Opponent	Score	Team's RPI: 102
35	H	Rice	43 55	56	N	Tennessee	69 73	104	H	Western Ky.	70 63	106	A	Charlotte	56 60	
				62	A	FGCU	62 60	135	H	Appalachian St.	80 61	155	N	Oklahoma	89 84	
				68	A	Middle Tenn.	44 60	167	A	Louisiana Tech	95 69	167	H	Louisiana Tech	68 73	
				68	H	Middle Tenn.	77 72	183	H	Southern Miss.	71 60	188	H	North Texas	70 60	
				99	A	Old Dominion	69 61	203	H	Marshall	77 59	230	H	Memphis	85 54	
								267	A	UTEP	74 48	267	H	UTEP	68 45	
								268	A	Alabama St.	62 47	288	A	Samford	66 41	
								301	H	Alabama A&M	82 47	302	A	UTSA	59 42	
								306	A	Fla. Atlantic	89 64	312	H	McNeese	91 48	
								314	N	Coppin St.	86 61	321	A	FIU	83 59	
								349	A	Chicago St.	90 45	350	H	Alcorn	80 53	
LAST 12 Division I GAMES:																
56	N	Tennessee	69 73	106	A	Charlotte	56 60	99	A	Old Dominion	69 61	68	A	Middle Tenn.	44 60	
167	A	Louisiana Tech	95 69	68	A	Middle Tenn.	44 60	35	H	Rice	43 55	188	H	North Texas	70 60	
267	H	UTEP	68 45	302	A	UTSA	59 42									
68	H	Middle Tenn.	77 72													
104	H	Western Ky.	70 63													
203	H	Marshall	77 59													

Non-Div I Games: Ala.-Huntsville 83 58

UAB

Average RPI Win:	227	WON-LOST	WINNING	LAST 10	STRENGTH OF	OPP. STRENGTH	TEAM	ADJ.	CONF.	ADJ CONF.
Average RPI Loss:	119	RECORD	PCT. RANK	GAMES	SCHEDULE	OF SCHEDULE	RPI	RPI	RPI	RPI
DIV. I ONLY	22- 6	35	0- 1	265	166	84	84	20	20	
DIV. I NON-CONF.	7- 5	132	0- 1	247	57	135	135	20	20	
TOTALS	RPI 1-25	RPI 26-50	W-L RECORDS	RPI 51-100	RPI 101-150	RPI 150+				
22- 6	0- 1	1- 0	OVERALL	0- 1	2- 2	19- 2				
11- 1	0- 0	1- 0	HOME	0- 1	1- 0	9- 0				
10- 5	0- 1	0- 0	AWAY	0- 0	1- 2	9- 2				
1- 0	0- 0	0- 0	NEUTRAL	0- 0	0- 0	1- 0				
7- 5	0- 1	1- 0	NON-CONFERENCE	0- 1	0- 2	6- 1				
3- 1	0- 0	1- 0	HOME	0- 1	0- 0	2- 0				
3- 4	0- 1	0- 0	AWAY	0- 0	0- 2	3- 1				
1- 0	0- 0	0- 0	NEUTRAL	0- 0	0- 0	1- 0				
15- 1	0- 0	0- 0	CONFERENCE	0- 0	2- 0	13- 1				
8- 0	0- 0	0- 0	HOME	0- 0	1- 0	7- 0				
7- 1	0- 0	0- 0	AWAY	0- 0	1- 0	6- 1				
0- 0	0- 0	0- 0	NEUTRAL	0- 0	0- 0	0- 0				

RPI 1-25				RPI 26-50				RPI 51-100				Team's RPI: 84	RPI 101+			
RPI	S	Opponent	Score	RPI	S	Opponent	Score	RPI	S	Opponent	Score		RPI	S	Opponent	Score
4	A	Stanford	43 71	49	H	Saint Mary's (CA)	76 74	98	H	Pacific	80 83		105	A	Loyola Marymount	53 60
													123	A	Portland St.	50 65
													144	A	CSUN	60 49
													144	H	CSUN	70 54
													152	A	UC Riverside	67 59
													152	H	UC Riverside	72 59
													160	A	Washington St.	75 62
													176	A	UC Irvine	63 44
													176	H	UC Irvine	80 57
													185	A	Montana	56 62
													199	A	Hawaii	60 65
													199	H	Hawaii	72 46
													245	N	Nevada	84 68
													250	A	San Francisco	70 68
													261	A	Cal St. Fullerton	75 39
													261	H	Cal St. Fullerton	75 51
													264	A	Sacramento St.	109 60
													265	A	Long Beach St.	66 49
													265	H	Long Beach St.	70 50
													269	H	Southern Utah	68 45
													290	A	UC Santa Barbara	70 44
													290	H	UC Santa Barbara	80 44
													319	A	Cal Poly	85 61
													319	H	Cal Poly	87 54
													337	H	Seattle U	76 59
LAST 12 Division I GAMES:																
				185	A	Montana	56 62					152	H	UC Riverside	72 59	
				290	H	UC Santa Barbara	80 44					319	A	Cal Poly	85 61	
				319	H	Cal Poly	87 54					290	A	UC Santa Barbara	70 44	
				176	A	UC Irvine	63 44					144	H	CSUN	70 54	
				265	A	Long Beach St.	66 49					265	H	Long Beach St.	70 50	
				199	H	Hawaii	72 46					261	A	Cal St. Fullerton	75 39	

Non-Div I Games: Dominican (CA) 92 42

UC Davis

■ Loss,
 ■ Non-Conf,
 ■ S Site,
 ■ Home
 ■ A Away
 N Neutral

Average RPI Win:	257	WON-LOST	WINNING	LAST 10	STRENGTH OF	OPP. STRENGTH	TEAM	ADJ.	CONF.	ADJ CONF.
Average RPI Loss:	158	RECORD	PCT. RANK	GAMES	SCHEDULE	OF SCHEDULE	RPI	RPI	RPI	RPI
DIV. I ONLY	18- 10	98	1- 0	324	231	176	176	20	20	
DIV. I NON-CONF.	9- 2	43	0- 0	312	251	131	131	20	20	
TOTALS	RPI 1-25	RPI 26-50	W-L RECORDS	RPI 51-100	RPI 101-150	RPI 150+				
18- 10	0- 1	0- 0	OVERALL	0- 2	2- 1	16- 6				
9- 4	0- 0	0- 0	HOME	0- 1	1- 0	8- 3				
6- 6	0- 1	0- 0	AWAY	0- 1	1- 1	5- 3				
3- 0	0- 0	0- 0	NEUTRAL	0- 0	0- 0	3- 0				
9- 2	0- 1	0- 0	NON-CONFERENCE	0- 0	1- 0	8- 1				
4- 1	0- 0	0- 0	HOME	0- 0	0- 0	4- 1				
3- 1	0- 1	0- 0	AWAY	0- 0	1- 0	2- 0				
2- 0	0- 0	0- 0	NEUTRAL	0- 0	0- 0	2- 0				
9- 8	0- 0	0- 0	CONFERENCE	0- 2	1- 1	8- 5				
5- 3	0- 0	0- 0	HOME	0- 1	1- 0	4- 2				
3- 5	0- 0	0- 0	AWAY	0- 1	0- 1	3- 3				
1- 0	0- 0	0- 0	NEUTRAL	0- 0	0- 0	1- 0				

RPI	S	Opponent	Score	RPI	S	Opponent	Score	RPI	S	Opponent	Score	RPI	S	Opponent	Score	Team's RPI: 176
5	A	Oregon	69 115					84	A	UC Davis	57 80	123	A	Portland St.	73 68	
								84	H	UC Davis	44 63	144	A	CSUN	58 68	
												144	H	CSUN	65 61	
												152	A	UC Riverside	72 88	
												152	H	UC Riverside	65 66	
												192	A	Portland	84 69	
												199	A	Hawaii	53 48	
												199	H	Hawaii	68 70	
												202	H	UNLV	57 55	
												204	H	San Diego St.	70 78	
												231	N	Indiana St.	77 61	
												261	A	Cal St. Fullerton	58 67	
												261	H	Cal St. Fullerton	65 61	
												265	A	Long Beach St.	48 46	
												265	H	Long Beach St.	65 60	
												269	H	Southern Utah	75 58	
												277	H	CSU Bakersfield	85 78	
												290	A	UC Santa Barbara	52 71	
												290	H	UC Santa Barbara	74 68	
												290	N	UC Santa Barbara	53 46	
												299	A	San Jose St.	74 66	
												319	A	Cal Poly	75 59	
												319	H	Cal Poly	73 57	
												337	H	Seattle U	65 60	
												351	N	LIU Brooklyn	84 71	
LAST 12 Division I GAMES:																
290	N	UC Santa Barbara	53 46	199	A	Hawaii	53 48									
265	H	Long Beach St.	65 60	290	A	UC Santa Barbara	52 71									
144	A	CSUN	58 68	265	A	Long Beach St.	48 46									
84	H	UC Davis	44 63	261	H	Cal St. Fullerton	65 61									
261	A	Cal St. Fullerton	58 67	199	H	Hawaii	68 70									
152	H	UC Riverside	65 66	290	H	UC Santa Barbara	74 68									

Non-Div I Games: LIFE Pacific 105 31

UC Irvine

■ Loss,
 ■ Non-Conf, S Site,
 ■ Home
 ■ Away
 N Neutral

UC Riverside

Through Games Of March 12, 2019

Average RPI Win:	236	WON-LOST	WINNING	LAST 10	STRENGTH OF	OPP. STRENGTH	TEAM	ADJ.	CONF.	ADJ CONF.
Average RPI Loss:	144	RECORD	PCT. RANK	GAMES	SCHEDULE	OF SCHEDULE	RPI	RPI	RPI	RPI
DIV. I ONLY	16- 14	154	1- 0	169	219	152	152	20	20	
DIV. I NON-CONF.	6- 8	199	1- 0	121	164	153	153	20	20	
TOTALS	RPI 1-25	RPI 26-50	W-L RECORDS	RPI 51-100	RPI 101-150	RPI 150+				
16- 14	0- 3	0- 0	OVERALL	0- 3	2- 2	14- 6				
8- 3	0- 0	0- 0	HOME	0- 1	2- 0	6- 2				
7- 8	0- 1	0- 0	AWAY	0- 2	0- 2	7- 3				
1- 3	0- 2	0- 0	NEUTRAL	0- 0	0- 0	1- 1				
6- 8	0- 3	0- 0	NON-CONFERENCE	0- 1	1- 1	5- 3				
3- 0	0- 0	0- 0	HOME	0- 0	1- 0	2- 0				
2- 5	0- 1	0- 0	AWAY	0- 1	0- 1	2- 2				
1- 3	0- 2	0- 0	NEUTRAL	0- 0	0- 0	1- 1				
10- 6	0- 0	0- 0	CONFERENCE	0- 2	1- 1	9- 3				
5- 3	0- 0	0- 0	HOME	0- 1	1- 0	4- 2				
5- 3	0- 0	0- 0	AWAY	0- 1	0- 1	5- 1				
0- 0	0- 0	0- 0	NEUTRAL	0- 0	0- 0	0- 0				

RPI 1-25				RPI 26-50				RPI 51-100				RPI 101+ Team's RPI: 152			
RPI	S	Opponent	Score	RPI	S	Opponent	Score	RPI	S	Opponent	Score	RPI	S	Opponent	Score
5	N	Oregon	44 94					52	A	Southern California	55 73	133	H	New Mexico St.	65 64
17	N	Texas A&M	63 70					84	A	UC Davis	59 72	143	A	Oklahoma St.	51 76
25	A	BYU	70 72					84	H	UC Davis	59 67	144	A	CSUN	56 69
												144	H	CSUN	63 51
												173	H	Coastal Caro.	62 43
												176	A	UC Irvine	66 65
												176	H	UC Irvine	88 72
												195	N	Eastern Wash.	57 45
												198	N	Milwaukee	54 56
												199	A	Hawaii	60 55
												199	H	Hawaii	44 51
												218	A	California Baptist	57 65
												261	A	Cal St. Fullerton	75 67
												261	H	Cal St. Fullerton	62 59
												265	A	Long Beach St.	73 59
												265	H	Long Beach St.	45 63
												269	H	Southern Utah	56 50
												277	A	CSU Bakersfield	79 67
												289	A	Utah Valley	53 56
												290	A	UC Santa Barbara	44 61
												290	H	UC Santa Barbara	73 60
												313	A	Weber St.	71 39
												319	A	Cal Poly	75 68
												319	H	Cal Poly	80 66
												319	A	Cal Poly	59 72
												319	H	Cal Poly	62 59
												290	H	UC Santa Barbara	73 60
												199	A	Hawaii	60 55
LAST 12 Division I GAMES:															
269	H	Southern Utah	56 50	319	A	Cal Poly	75 68								
261	A	Cal St. Fullerton	75 67	319	H	Cal Poly	80 66								
199	H	Hawaii	44 51	84	A	UC Davis	59 72								
290	A	UC Santa Barbara	44 61	261	H	Cal St. Fullerton	62 59								
144	H	CSUN	63 51	290	H	UC Santa Barbara	73 60								
176	A	UC Irvine	66 65	199	A	Hawaii	60 55								

Non-Div I Games:

UC Riverside

■ Loss,
■ Non-Conf,
■ S Site,
■ Home
■ Away
N Neutral

Average RPI Win:	226	WON-LOST	WINNING	LAST 10	STRENGTH OF	OPP. STRENGTH	TEAM	ADJ.	CONF.	ADJ CONF.
Average RPI Loss:	172	RECORD	PCT. RANK	GAMES	SCHEDULE	OF SCHEDULE	RPI	RPI	RPI	RPI
DIV. I ONLY	8- 22	293	0- 1	173	252	290	290	20	20	
DIV. I NON-CONF.	3- 10	278	0- 0	151	238	272	272	20	20	
TOTALS	RPI 1-25	RPI 26-50	W-L RECORDS	RPI 51-100	RPI 101-150	RPI 150+				
8- 22	0- 0	0- 2	OVERALL	0- 4	1- 3	7- 13				
6- 8	0- 0	0- 1	HOME	0- 1	1- 2	5- 4				
1- 13	0- 0	0- 1	AWAY	0- 3	0- 1	1- 8				
1- 1	0- 0	0- 0	NEUTRAL	0- 0	0- 0	1- 1				
3- 10	0- 0	0- 2	NON-CONFERENCE	0- 2	0- 2	3- 4				
1- 5	0- 0	0- 1	HOME	0- 0	0- 2	1- 2				
1- 5	0- 0	0- 1	AWAY	0- 2	0- 0	1- 2				
1- 0	0- 0	0- 0	NEUTRAL	0- 0	0- 0	1- 0				
5- 12	0- 0	0- 0	CONFERENCE	0- 2	1- 1	4- 9				
5- 3	0- 0	0- 0	HOME	0- 1	1- 0	4- 2				
0- 8	0- 0	0- 0	AWAY	0- 1	0- 1	0- 6				
0- 1	0- 0	0- 0	NEUTRAL	0- 0	0- 0	0- 1				

RPI 1-25				RPI 26-50				RPI 51-100				RPI 101+				Team's RPI: 290	
RPI	S	Opponent	Score	RPI	S	Opponent	Score	RPI	S	Opponent	Score	RPI	S	Opponent	Score		
				40	A	California	45 69	52	A	Southern California	39 82	105	H	Loyola Marymount	57 70		
				49	H	Saint Mary's (CA)	55 80	84	A	UC Davis	44 80	133	H	New Mexico St.	73 81		
								84	H	UC Davis	44 70	144	A	CSUN	65 73		
								98	A	Pacific	53 69	144	H	CSUN	61 60		
												152	A	UC Riverside	60 73		
												152	H	UC Riverside	61 44		
												176	A	UC Irvine	68 74		
												176	H	UC Irvine	71 52		
												176	N	UC Irvine	46 53		
												199	A	Hawaii	49 72		
												199	H	Hawaii	35 47		
												202	A	UNLV	51 69		
												204	A	San Diego St.	63 58		
												210	N	Dartmouth	62 56		
												218	H	California Baptist	64 76		
												261	A	Cal St. Fullerton	62 74		
												261	H	Cal St. Fullerton	52 59		
												265	A	Long Beach St.	53 62		
												265	H	Long Beach St.	60 54		
												277	H	CSU Bakersfield	48 56		
												289	A	Utah Valley	54 63		
												319	A	Cal Poly	67 75		
												319	H	Cal Poly	44 42		
												341	H	Grand Canyon	66 55		
LAST 12 Division I GAMES:																	
				176	N	UC Irvine	46 53	261	A	Cal St. Fullerton	62 74						
				210	N	Dartmouth	62 56	176	H	UC Irvine	71 52						
				84	A	UC Davis	44 80	199	A	Hawaii	49 72						
				152	H	UC Riverside	61 44	144	H	CSUN	61 60						
				319	H	Cal Poly	44 42	84	H	UC Davis	44 70						
				265	A	Long Beach St.	53 62	152	A	UC Riverside	60 73						

Non-Div I Games:

UC Santa Barbara

■ Loss,
■ Non-Conf,
■ S Site,
■ H Home
■ A Away
N Neutral

Through Games Of March 11, 1913

Average RPI Win:	151	WON-LOST	WINNING	LAST 10	STRENGTH OF	OPP. STRENGTH	TEAM	ADJ.	CONF.	ADJ CONF.
Average RPI Loss:	37	RECORD	PCT. RANK	GAMES	SCHEDULE	OF SCHEDULE	RPI	RPI	RPI	RPI
DIV. I ONLY	26- 6	21	2- 0	40	79	15	15	9	9	
DIV. I NON-CONF.	11- 2	32	0- 0	41	40	14	14	8	8	
TOTALS	RPI 1-25	RPI 26-50	W-L RECORDS	RPI 51-100	RPI 101-150	RPI 150+				
26- 6	0- 4	1- 1	OVERALL	4- 0	8- 0	13- 1				
11- 1	0- 1	0- 0	HOME	3- 0	2- 0	6- 0				
12- 3	0- 1	1- 1	AWAY	0- 0	6- 0	5- 1				
3- 2	0- 2	0- 0	NEUTRAL	1- 0	0- 0	2- 0				
11- 2	0- 1	1- 1	NON-CONFERENCE	2- 0	4- 0	4- 0				
4- 0	0- 0	0- 0	HOME	2- 0	0- 0	2- 0				
6- 1	0- 0	1- 1	AWAY	0- 0	4- 0	1- 0				
1- 1	0- 1	0- 0	NEUTRAL	0- 0	0- 0	1- 0				
15- 4	0- 3	0- 0	CONFERENCE	2- 0	4- 0	9- 1				
7- 1	0- 1	0- 0	HOME	1- 0	2- 0	4- 0				
6- 2	0- 1	0- 0	AWAY	0- 0	2- 0	4- 1				
2- 1	0- 1	0- 0	NEUTRAL	1- 0	0- 0	1- 0				

RPI	S	Opponent	Score	RPI	S	Opponent	Score	RPI	S	Opponent	Score	RPI	S	Opponent	Score
6	A	UConn	57 93	27	A	Central Mich.	68 75	55	H	Villanova	71 56	109	A	Houston	59 50
6	H	UConn	41 78	39	A	Quinnipiac	47 45	76	H	Cincinnati	56 55	109	H	Houston	58 56
6	N	UConn	45 66					76	N	Cincinnati	66 58	112	A	South Fla.	62 49
10	N	Syracuse	52 57					98	H	Pacific	64 57	112	H	South Fla.	66 63
												127	A	Pittsburgh	61 58
												128	A	Delaware	71 60
												130	A	Mercer	76 42
												136	A	Duquesne	71 63
												159	H	Tulsa	60 44
												159	N	Tulsa	66 54
												166	H	Temple	62 54
												167	A	Tulane	59 61
												167	H	Tulane	52 42
												169	H	Chattanooga	75 37
												187	N	Liberty	53 45
												191	A	East Carolina	61 58
												209	A	Stetson	78 55
												230	A	Memphis	68 55
												232	A	SMU	66 54
												232	H	SMU	55 43
												256	A	Wichita St.	57 49
												273	H	Richmond	70 48
LAST 12 Division I GAMES:															
159	N	Tulsa	66 54	256	A	Wichita St.	57 49	6	H	UConn	41 78				
76	N	Cincinnati	66 58					167	A	Tulane	59 61				
6	N	UConn	45 66	232	A	SMU	66 54	112	H	South Fla.	66 63				
109	A	Houston	59 50	109	H	Houston	58 56								
167	H	Tulane	52 42												
166	H	Temple	62 54												

Non-Div I Games:

UCF

■ Loss,
 ■ Non-Conf,
 ■ S Site,
 ■ H Home
 ■ A Away
 N Neutral

Average RPI Win:	115	WON-LOST	WINNING	LAST 10	STRENGTH OF	OPP. STRENGTH	TEAM	ADJ.	CONF.	ADJ CONF.
Average RPI Loss:	37	RECORD	PCT. RANK	GAMES	SCHEDULE	OF SCHEDULE	RPI	RPI	RPI	RPI
DIV. I ONLY	20- 12	104	1- 1	13	17	33	33	2	2	
DIV. I NON-CONF.	7- 5	132	0- 0	108	32	128	128	2	2	
TOTALS	RPI 1-25	RPI 26-50	W-L RECORDS	RPI 51-100	RPI 101-150	RPI 150+				
20- 12	3- 7	3- 2	OVERALL	4- 1	5- 2	5- 0				
11- 5	0- 3	2- 1	HOME	1- 1	5- 0	3- 0				
8- 3	2- 2	1- 0	AWAY	3- 0	0- 1	2- 0				
1- 4	1- 2	0- 1	NEUTRAL	0- 0	0- 1	0- 0				
7- 5	0- 1	1- 2	NON-CONFERENCE	0- 0	4- 2	2- 0				
6- 1	0- 0	1- 1	HOME	0- 0	4- 0	1- 0				
1- 1	0- 0	0- 0	AWAY	0- 0	0- 1	1- 0				
0- 3	0- 1	0- 1	NEUTRAL	0- 0	0- 1	0- 0				
13- 7	3- 6	2- 0	CONFERENCE	4- 1	1- 0	3- 0				
5- 4	0- 3	1- 0	HOME	1- 1	1- 0	2- 0				
7- 2	2- 2	1- 0	AWAY	3- 0	0- 0	1- 0				
1- 1	1- 1	0- 0	NEUTRAL	0- 0	0- 0	0- 0				

RPI S	Opponent	Score	RPI S	Opponent	Score	Team's RPI: 33	RPI S	Opponent	Score	RPI S	Opponent	Score
4	A Stanford	80 86	35	H Rice	59 50		52	A Southern California	72 65	105	A Loyola Marymount	63 69
4	H Stanford	51 65	36	N North Carolina	49 83		52	H Southern California	67 72	111	H Georgia	80 69
5	A Oregon	74 69	40	A California	84 79		82	A Arizona	98 93	112	N South Fla.	56 60
5	H Oregon	52 72	40	H California	80 74		92	A Utah	100 90	118	H Fresno St.	89 80
5	N Oregon	83 88	46	H Indiana	65 67		92	H Utah	76 60	134	H Washington	76 60
22	N Kentucky	74 75								142	H Seton Hall	78 62
23	A Arizona St.	61 59								143	H Oklahoma St.	71 59
23	N Arizona St.	73 69								160	H Washington St.	83 56
24	A Oregon St.	72 75								175	A Colorado	64 60
24	H Oregon St.	73 83								175	H Colorado	84 50
										319	H Cal Poly	81 35
										339	A UIC	78 47
LAST 12 Division I GAMES:												
23	N Arizona St.	73 69	40	H California	80 74							
5	N Oregon	83 88	4	H Stanford	51 65							
175	H Colorado	84 50	92	A Utah	100 90							
92	H Utah	76 60	175	A Colorado	64 60							
24	A Oregon St.	72 75	134	H Washington	76 60							
5	A Oregon	74 69	160	H Washington St.	83 56							

Non-Div I Games:

UCLA

■ Loss,
■ Non-Conf,
■ S Site,
■ H Home
■ A Away
N Neutral

Average RPI Win:	123	WON-LOST	WINNING	LAST 10	STRENGTH OF	OPP. STRENGTH	TEAM	ADJ.	CONF.	ADJ CONF.
Average RPI Loss:	3	RECORD	PCT. RANK	GAMES	SCHEDULE	OF SCHEDULE	RPI	RPI	RPI	RPI
DIV. I ONLY	31- 2	2	1- 0	31	36	6	6	9	9	
DIV. I NON-CONF.	12- 2	31	0- 0	37	1	8	8	8	8	
TOTALS	RPI 1-25	RPI 26-50	W-L RECORDS	RPI 51-100	RPI 101-150	RPI 150+				
31- 2	6- 2	1- 0	OVERALL	4- 0	7- 0	13- 0				
12- 0	3- 0	0- 0	HOME	2- 0	3- 0	4- 0				
12- 2	2- 2	1- 0	AWAY	1- 0	2- 0	6- 0				
7- 0	1- 0	0- 0	NEUTRAL	1- 0	2- 0	3- 0				
12- 2	3- 2	1- 0	NON-CONFERENCE	2- 0	2- 0	4- 0				
4- 0	2- 0	0- 0	HOME	1- 0	1- 0	0- 0				
4- 2	1- 2	1- 0	AWAY	0- 0	0- 0	2- 0				
4- 0	0- 0	0- 0	NEUTRAL	1- 0	1- 0	2- 0				
19- 0	3- 0	0- 0	CONFERENCE	2- 0	5- 0	9- 0				
8- 0	1- 0	0- 0	HOME	1- 0	2- 0	4- 0				
8- 0	1- 0	0- 0	AWAY	1- 0	2- 0	4- 0				
3- 0	1- 0	0- 0	NEUTRAL	0- 0	1- 0	1- 0				

RPI	S	Opponent	Score	RPI	S	Opponent	Score	RPI	S	Opponent	Score	RPI	S	Opponent	Score
1	A	Notre Dame	89 71	40	A	California	76 66	76	A	Cincinnati	65 55	109	A	Houston	81 61
2	A	Baylor	57 68					76	H	Cincinnati	82 38	109	H	Houston	83 61
3	A	Louisville	69 78					90	N	Purdue	86 40	112	A	South Fla.	57 47
15	A	UCF	78 41					100	H	Ohio St.	85 53	112	H	South Fla.	63 46
15	H	UCF	93 57									112	N	South Fla.	81 45
15	N	UCF	66 45									114	N	St. John's (NY)	65 55
19	H	South Carolina	97 79									142	H	Seton Hall	99 61
20	H	DePaul	99 63									155	A	Oklahoma	72 63
												159	A	Tulsa	68 49
												166	A	Temple	88 67
												166	H	Temple	109 74
												167	A	Tulane	75 33
												182	A	Saint Louis	98 42
												191	H	East Carolina	118 55
												191	N	East Carolina	92 65
												206	N	Vanderbilt	80 42
												230	H	Memphis	102 45
												232	H	SMU	79 39
												237	N	Ole Miss	90 50
												256	A	Wichita St.	84 47
LAST 12 Division I GAMES:															
		191 N East Carolina	92 65			159 A Tulsa	68 49								
		112 N South Fla.	81 45			230 H Memphis	102 45								
		15 N UCF	66 45			15 A UCF	78 41								
		112 A South Fla.	57 47			19 H South Carolina	97 79								
		109 H Houston	83 61			166 H Temple	109 74								
		256 A Wichita St.	84 47			191 H East Carolina	118 55								

Non-Div I Games:

UConn

■ Loss,
 ■ Non-Conf, S Site,
 ■ Home
 ■ Away
 N Neutral

Average RPI Win:	316	WON-LOST	WINNING	LAST 10	STRENGTH OF	OPP. STRENGTH	TEAM	ADJ.	CONF.	ADJ CONF.
Average RPI Loss:	177	RECORD	PCT. RANK	GAMES	SCHEDULE	OF SCHEDULE	RPI	RPI	RPI	RPI
DIV. I ONLY	3- 26	345	0- 1	284	214	339	339	21	21	
DIV. I NON-CONF.	2- 9	297	0- 0	245	204	310	310	19	19	
TOTALS	RPI 1-25	RPI 26-50	W-L RECORDS	RPI 51-100	RPI 101-150	RPI 150+				
3- 26	0- 1	0- 2	OVERALL	0- 4	0- 5	3- 14				
2- 11	0- 0	0- 2	HOME	0- 2	0- 2	2- 5				
1- 13	0- 1	0- 0	AWAY	0- 2	0- 3	1- 7				
0- 2	0- 0	0- 0	NEUTRAL	0- 0	0- 0	0- 2				
2- 9	0- 1	0- 2	NON-CONFERENCE	0- 0	0- 1	2- 5				
1- 3	0- 0	0- 2	HOME	0- 0	0- 0	1- 1				
1- 4	0- 1	0- 0	AWAY	0- 0	0- 1	1- 2				
0- 2	0- 0	0- 0	NEUTRAL	0- 0	0- 0	0- 2				
1- 17	0- 0	0- 0	CONFERENCE	0- 4	0- 4	1- 9				
1- 8	0- 0	0- 0	HOME	0- 2	0- 2	1- 4				
0- 9	0- 0	0- 0	AWAY	0- 2	0- 2	0- 5				
0- 0	0- 0	0- 0	NEUTRAL	0- 0	0- 0	0- 0				

RPI 1-25				RPI 26-50				RPI 51-100				RPI 101+ Team's RPI: 339			
RPI	S	Opponent	Score	RPI	S	Opponent	Score	RPI	S	Opponent	Score	RPI	S	Opponent	Score
12	A	Marquette	32 96	33	H	UCLA	47 78	59	A	Wright St.	47 72	115	A	Northwestern	44 87
				47	H	Miami (OH)	56 65	59	H	Wright St.	46 79	122	A	Youngstown St.	29 81
								67	A	Green Bay	32 62	122	H	Youngstown St.	59 83
								67	H	Green Bay	53 77	131	A	IUPUI	43 71
												131	H	IUPUI	44 73
												194	A	Eastern Mich.	38 52
												198	A	Milwaukee	53 72
												198	H	Milwaukee	37 48
												231	A	Indiana St.	53 60
												244	A	Northern Ky.	44 78
												244	H	Northern Ky.	49 67
												249	N	Jackson St.	57 72
												253	H	Loyola Chicago	60 75
												280	A	Cleveland St.	53 71
												280	H	Cleveland St.	48 74
												282	N	Fairfield	60 68
												309	A	Oakland	57 74
												309	H	Oakland	69 65
												310	H	Valparaiso	75 65
												330	A	Evansville	62 54
												336	A	Detroit Mercy	45 62
												336	H	Detroit Mercy	36 42
LAST 12 Division I GAMES:															
				67	H	Green Bay	53 77	280	H	Cleveland St.	48 74				
				198	H	Milwaukee	37 48	244	A	Northern Ky.	44 78				
				131	H	IUPUI	44 73	59	A	Wright St.	47 72				
				309	A	Oakland	57 74	198	A	Milwaukee	53 72				
				336	A	Detroit Mercy	45 62	67	A	Green Bay	32 62				
				122	H	Youngstown St.	59 83	131	A	IUPUI	43 71				

Non-Div I Games:

UIC

■ Loss,
 ■ Non-Conf,
 S Site,
 ■ Home
 ■ Away
 N Neutral

Average RPI Win:	299	WON-LOST	WINNING	LAST 10	STRENGTH OF	OPP. STRENGTH	TEAM	ADJ.	CONF.	ADJ CONF.
Average RPI Loss:	178	RECORD	PCT. RANK	GAMES	SCHEDULE	OF SCHEDULE	RPI	RPI	RPI	RPI
DIV. I ONLY	7- 20	296	0- 1	276	263	304	304	23	23	
DIV. I NON-CONF.	4- 6	212	0- 0	280	263	262	262	25	25	
TOTALS	RPI 1-25	RPI 26-50	W-L RECORDS	RPI 51-100	RPI 101-150	RPI 150+				
7- 20	0- 1	0- 0	OVERALL	0- 3	0- 6	7- 10				
2- 10	0- 0	0- 0	HOME	0- 1	0- 3	2- 6				
3- 10	0- 1	0- 0	AWAY	0- 2	0- 3	3- 4				
2- 0	0- 0	0- 0	NEUTRAL	0- 0	0- 0	2- 0				
4- 6	0- 1	0- 0	NON-CONFERENCE	0- 1	0- 1	4- 3				
0- 4	0- 0	0- 0	HOME	0- 0	0- 1	0- 3				
2- 2	0- 1	0- 0	AWAY	0- 1	0- 0	2- 0				
2- 0	0- 0	0- 0	NEUTRAL	0- 0	0- 0	2- 0				
3- 14	0- 0	0- 0	CONFERENCE	0- 2	0- 5	3- 7				
2- 6	0- 0	0- 0	HOME	0- 1	0- 2	2- 3				
1- 8	0- 0	0- 0	AWAY	0- 1	0- 3	1- 4				
0- 0	0- 0	0- 0	NEUTRAL	0- 0	0- 0	0- 0				

RPI 1-25				RPI 26-50				RPI 51-100				RPI 101+ Team's RPI: 304			
RPI	S	Opponent	Score	RPI	S	Opponent	Score	RPI	S	Opponent	Score	RPI	S	Opponent	Score
14	A	Maryland	61 92					61	A	Maine	44 84	103	A	Hartford	47 92
								61	H	Maine	45 58	103	A	Hartford	48 65
								78	A	American	42 64	103	H	Hartford	52 66
												125	H	Towson	62 71
												138	A	Stony Brook	44 57
												138	H	Stony Brook	59 70
												207	H	UMES	67 73
												223	H	Mt. St. Mary's	52 65
												235	A	Albany (NY)	44 64
												235	H	Albany (NY)	69 60
												248	H	Hofstra	42 45
												252	A	Binghamton	45 67
												252	H	Binghamton	46 58
												278	A	Vermont	50 58
												278	H	Vermont	44 58
												298	N	Kennesaw St.	57 53
												302	N	UTSA	72 58
												311	A	Morgan St.	73 68
												314	A	Coppin St.	57 52
												316	A	New Hampshire	55 47
												316	H	New Hampshire	64 62
												327	A	UMass Lowell	41 62
												327	H	UMass Lowell	55 67
LAST 12 Division I GAMES:															
103	A	Hartford	48 65	252	H	Binghamton	46 58								
316	A	New Hampshire	55 47	61	H	Maine	45 58								
138	H	Stony Brook	59 70	103	A	Hartford	47 92								
235	H	Albany (NY)	69 60	138	A	Stony Brook	44 57								
278	A	Vermont	50 58	316	H	New Hampshire	64 62								
327	A	UMass Lowell	41 62	278	H	Vermont	44 58								

Non-Div I Games: Notre Dame (MD) 81 43 Eastern 81 42 Gettysburg 65 51

UMBC

Loss, Non-Conf, S Site, H Home A Away N Neutral

Average RPI Win:	293	WON-LOST	WINNING	LAST 10	STRENGTH OF	OPP. STRENGTH	TEAM	ADJ.	CONF.	ADJ CONF.
Average RPI Loss:	181	RECORD	PCT. RANK	GAMES	SCHEDULE	OF SCHEDULE	RPI	RPI	RPI	RPI
DIV. I ONLY	14- 13	162	1- 0	319	308	207	207	32	32	
DIV. I NON-CONF.	2- 9	297	0- 0	235	64	260	260	32	32	
TOTALS	RPI 1-25	RPI 26-50	W-L RECORDS	RPI 51-100	RPI 101-150	RPI 150+				
14- 13	0- 2	0- 1	OVERALL	0- 1	0- 1	14- 8				
6- 3	0- 0	0- 1	HOME	0- 0	0- 0	6- 2				
8- 10	0- 2	0- 0	AWAY	0- 1	0- 1	8- 6				
0- 0	0- 0	0- 0	NEUTRAL	0- 0	0- 0	0- 0				
2- 9	0- 2	0- 1	NON-CONFERENCE	0- 1	0- 1	2- 4				
0- 1	0- 0	0- 1	HOME	0- 0	0- 0	0- 0				
2- 8	0- 2	0- 0	AWAY	0- 1	0- 1	2- 4				
0- 0	0- 0	0- 0	NEUTRAL	0- 0	0- 0	0- 0				
12- 4	0- 0	0- 0	CONFERENCE	0- 0	0- 0	12- 4				
6- 2	0- 0	0- 0	HOME	0- 0	0- 0	6- 2				
6- 2	0- 0	0- 0	AWAY	0- 0	0- 0	6- 2				
0- 0	0- 0	0- 0	NEUTRAL	0- 0	0- 0	0- 0				

RPI 1-25				RPI 26-50				RPI 51-100				RPI 101+ Team's RPI: 207			
RPI	S	Opponent	Score	RPI	S	Opponent	Score	RPI	S	Opponent	Score	RPI	S	Opponent	Score
10	A	Syracuse	51 96	37	H	Buffalo	63 69	69	A	Georgetown	55 74	150	A	Wake Forest	67 78
18	A	Miami (FL)	53 71									191	A	East Carolina	69 84
												197	A	N.C. A&T	58 70
												197	H	N.C. A&T	49 51
												220	A	Bethune-Cookman	64 52
												223	A	Mt. St. Mary's	86 73
												225	A	Howard	80 73
												225	H	Howard	80 72
												227	A	George Mason	49 70
												273	A	Richmond	55 57
												276	A	Norfolk St.	59 43
												297	H	South Carolina St.	63 43
												304	A	UMBC	73 67
												311	A	Morgan St.	73 68
												311	H	Morgan St.	53 57
												314	H	Coppin St.	74 54
												335	A	N.C. Central	69 61
												335	H	N.C. Central	59 49
												338	A	Longwood	71 83
												340	A	Delaware St.	62 65
												340	H	Delaware St.	69 58
												345	H	Savannah St.	78 46
												346	A	Florida A&M	68 36
LAST 12 Division I GAMES:															
				340	H	Delaware St.	69 58					345	H	Savannah St.	78 46
				311	H	Morgan St.	53 57					297	H	South Carolina St.	63 43
				340	A	Delaware St.	62 65					225	A	Howard	80 73
				314	H	Coppin St.	74 54					276	A	Norfolk St.	59 43
				197	A	N.C. A&T	58 70					220	A	Bethune-Cookman	64 52
				335	A	N.C. Central	69 61					346	A	Florida A&M	68 36

Non-Div I Games: Regent 72 16 Cheyney 88 39

UMES

Loss, Non-Conf, S Site, H Home A Away N Neutral

Average RPI Win:	295	WON-LOST	WINNING	LAST 10	STRENGTH OF	OPP. STRENGTH	TEAM	ADJ.	CONF.	ADJ CONF.
Average RPI Loss:	172	RECORD	PCT. RANK	GAMES	SCHEDULE	OF SCHEDULE	RPI	RPI	RPI	RPI
DIV. I ONLY	13- 14	189	1- 0	299	314	243	243	31	31	
DIV. I NON-CONF.	4- 7	228	0- 0	166	209	206	206	30	30	
TOTALS	RPI 1-25	RPI 26-50	W-L RECORDS	RPI 51-100	RPI 101-150	RPI 150+				
13- 14	0- 0	0- 2	OVERALL	0- 0	0- 3	13- 9				
6- 6	0- 0	0- 0	HOME	0- 0	0- 2	6- 4				
7- 8	0- 0	0- 2	AWAY	0- 0	0- 1	7- 5				
0- 0	0- 0	0- 0	NEUTRAL	0- 0	0- 0	0- 0				
4- 7	0- 0	0- 2	NON-CONFERENCE	0- 0	0- 1	4- 4				
2- 2	0- 0	0- 0	HOME	0- 0	0- 1	2- 1				
2- 5	0- 0	0- 2	AWAY	0- 0	0- 0	2- 3				
0- 0	0- 0	0- 0	NEUTRAL	0- 0	0- 0	0- 0				
9- 7	0- 0	0- 0	CONFERENCE	0- 0	0- 2	9- 5				
4- 4	0- 0	0- 0	HOME	0- 0	0- 1	4- 3				
5- 3	0- 0	0- 0	AWAY	0- 0	0- 1	5- 2				
0- 0	0- 0	0- 0	NEUTRAL	0- 0	0- 0	0- 0				

RPI 1-25			RPI 26-50			RPI 51-100			RPI 101+ Team's RPI: 243		
RPI	S	Opponent	Score	RPI	S	Opponent	Score	RPI	S	Opponent	Score
				31	A	Missouri	59 66	133	A	New Mexico St.	61 68
				32	A	Kansas St.	50 61	133	H	New Mexico St.	86 90
								140	H	Illinois St.	55 62
								154	A	Kansas	55 67
								158	A	Oral Roberts	64 75
								165	A	Denver	75 92
								167	H	Louisiana Tech	80 70
								218	A	California Baptist	78 74
								218	H	California Baptist	92 95
								227	H	George Mason	84 91
								229	A	UTRGV	64 67
								229	H	UTRGV	56 75
								239	H	SIUE	80 75
								253	A	Loyola Chicago	88 74
								277	A	CSU Bakersfield	71 85
								277	H	CSU Bakersfield	57 67
								289	A	Utah Valley	68 64
								289	H	Utah Valley	97 64
								323	A	North Dakota St.	69 59
								337	A	Seattle U	86 62
								337	H	Seattle U	83 66
								341	A	Grand Canyon	65 56
								341	H	Grand Canyon	73 45
								349	A	Chicago St.	111 58
								349	H	Chicago St.	100 50
LAST 12 Division I GAMES:											
				349	H	Chicago St.	100 50	341	A	Grand Canyon	65 56
				229	A	UTRGV	64 67	218	H	California Baptist	92 95
				133	A	New Mexico St.	61 68	229	H	UTRGV	56 75
				289	H	Utah Valley	97 64	133	H	New Mexico St.	86 90
				337	H	Seattle U	83 66	337	A	Seattle U	86 62
				277	A	CSU Bakersfield	71 85	289	A	Utah Valley	68 64

Non-Div I Games: Peru St. 98 62 Mo.-St. Louis 92 63

UMKC

Loss, Non-Conf, S Site, H Home A Away N Neutral

Average RPI Win: 298	WON-LOST	WINNING	LAST 10	STRENGTH OF	OPP. STRENGTH	TEAM	ADJ.	CONF.	ADJ CONF.
Average RPI Loss: 194	RECORD	PCT. RANK	GAMES	SCHEDULE	OF SCHEDULE	RPI	RPI	RPI	RPI
DIV. I ONLY	6- 22	311	0- 1	291	296	327	327	23	23
DIV. I NON-CONF.	3- 9	271	0- 0	290	339	306	306	25	25
TOTALS	RPI 1-25	RPI 26-50	W-L RECORDS	RPI 51-100	RPI 101-150	RPI 150+			
6- 22	0- 0	0- 0	OVERALL	0- 3	0- 6	6- 13			
3- 9	0- 0	0- 0	HOME	0- 1	0- 3	3- 5			
3- 13	0- 0	0- 0	AWAY	0- 2	0- 3	3- 8			
0- 0	0- 0	0- 0	NEUTRAL	0- 0	0- 0	0- 0			
3- 9	0- 0	0- 0	NON-CONFERENCE	0- 1	0- 2	3- 6			
1- 3	0- 0	0- 0	HOME	0- 0	0- 1	1- 2			
2- 6	0- 0	0- 0	AWAY	0- 1	0- 1	2- 4			
0- 0	0- 0	0- 0	NEUTRAL	0- 0	0- 0	0- 0			
3- 13	0- 0	0- 0	CONFERENCE	0- 2	0- 4	3- 7			
2- 6	0- 0	0- 0	HOME	0- 1	0- 2	2- 3			
1- 7	0- 0	0- 0	AWAY	0- 1	0- 2	1- 4			
0- 0	0- 0	0- 0	NEUTRAL	0- 0	0- 0	0- 0			

RPI 1-25				RPI 26-50				RPI 51-100				RPI 101+				Team's RPI: 327	
RPI	S	Opponent	Score	RPI	S	Opponent	Score	RPI	S	Opponent	Score	RPI	S	Opponent	Score		
								61	A	Maine	45	79	103	A	Hartford	45	69
								61	H	Maine	41	60	103	H	Hartford	44	66
								74	A	Butler	36	89	120	H	Providence	47	71
												138	A	Stony Brook	56	76	
												138	H	Stony Brook	47	64	
												142	A	Seton Hall	57	90	
												177	A	Holy Cross	54	63	
												196	A	Cornell	54	63	
												205	A	Massachusetts	62	59	
												210	A	Dartmouth	54	70	
												235	A	Albany (NY)	56	63	
												235	H	Albany (NY)	53	56	
												246	H	Colgate	52	61	
												252	A	Binghamton	53	58	
												252	H	Binghamton	50	70	
												278	A	Vermont	42	52	
												278	H	Vermont	54	51	
												293	H	Bryant	57	58	
												304	A	UMBC	67	55	
												304	H	UMBC	62	41	
LAST 12 Division I GAMES:																	
								61	H	Maine	41	60	316	A	New Hampshire	46	54
								103	A	Hartford	45	69	278	A	Vermont	42	52
								252	A	Binghamton	53	58	61	A	Maine	45	79
								304	H	UMBC	62	41	252	H	Binghamton	50	70
								235	H	Albany (NY)	53	56	103	H	Hartford	44	66
								138	H	Stony Brook	47	64	235	A	Albany (NY)	56	63

Non-Div I Games: Fisher 79 45

UMass Lowell

Loss, Non-Conf, S Site, H Home A Away N Neutral

UNC Asheville

Through Games Of March 12, 2019

Average RPI Win:	280	WON-LOST	WINNING	LAST 10	STRENGTH OF	OPP. STRENGTH	TEAM	ADJ.	CONF.	ADJ CONF.
Average RPI Loss:	146	RECORD	PCT. RANK	GAMES	SCHEDULE	OF SCHEDULE	RPI	RPI	RPI	RPI
DIV. I ONLY	15- 13	148	0- 1	241	307	180	180	27	27	
DIV. I NON-CONF.	4- 6	212	0- 0	123	264	189	189	29	29	
TOTALS	RPI 1-25	RPI 26-50	W-L RECORDS	RPI 51-100	RPI 101-150	RPI 150+				
15- 13	0- 0	0- 0	OVERALL	1- 5	0- 3	14- 5				
11- 2	0- 0	0- 0	HOME	1- 1	0- 0	10- 1				
4- 11	0- 0	0- 0	AWAY	0- 4	0- 3	4- 4				
0- 0	0- 0	0- 0	NEUTRAL	0- 0	0- 0	0- 0				
4- 6	0- 0	0- 0	NON-CONFERENCE	0- 2	0- 3	4- 1				
4- 0	0- 0	0- 0	HOME	0- 0	0- 0	4- 0				
0- 6	0- 0	0- 0	AWAY	0- 2	0- 3	0- 1				
0- 0	0- 0	0- 0	NEUTRAL	0- 0	0- 0	0- 0				
11- 7	0- 0	0- 0	CONFERENCE	1- 3	0- 0	10- 4				
7- 2	0- 0	0- 0	HOME	1- 1	0- 0	6- 1				
4- 5	0- 0	0- 0	AWAY	0- 2	0- 0	4- 3				
0- 0	0- 0	0- 0	NEUTRAL	0- 0	0- 0	0- 0				

RPI 1-25				RPI 26-50				RPI 51-100				RPI 101+				Team's RPI: 180	
RPI	S	Opponent	Score	RPI	S	Opponent	Score	RPI	S	Opponent	Score	RPI	S	Opponent	Score		
								56	A	Tennessee	46 73	106	A	Charlotte	53 70		
								68	A	Middle Tenn.	46 67	130	A	Mercer	47 61		
								83	A	Radford	46 60	148	A	Tennessee Tech	53 60		
								83	H	Radford	44 45	153	H	Davidson	69 56		
								95	A	High Point	81 82	190	A	Furman	47 58		
								95	H	High Point	67 56	193	H	Hampton	58 61		
												212	A	Campbell	48 49		
												212	H	Campbell	60 52		
												238	A	Gardner-Webb	59 69		
												242	H	ETSU	56 55		
												254	H	Wofford	60 46		
												292	A	Charleston So.	59 70		
												292	H	Charleston So.	62 45		
												305	A	Winthrop	55 43		
												305	H	Winthrop	70 36		
												320	A	Presbyterian	52 43		
												320	H	Presbyterian	51 45		
												338	A	Longwood	68 57		
												338	H	Longwood	80 55		
												342	H	Western Caro.	74 49		
												343	A	USC Upstate	93 86		
												343	H	USC Upstate	56 53		
LAST 12 Division I GAMES:																	
				95	A	High Point	81 82	320	H	Presbyterian	51 45						
				292	H	Charleston So.	62 45	212	A	Campbell	48 49						
				83	H	Radford	44 45	292	A	Charleston So.	59 70						
				343	H	USC Upstate	56 53	305	H	Winthrop	70 36						
				338	A	Longwood	68 57	320	A	Presbyterian	52 43						
				305	A	Winthrop	55 43	338	H	Longwood	80 55						

Non-Div I Games: Warren Wilson 92 31

UNC Asheville

Loss, Non-Conf, S Site, H Home A Away N Neutral

UNC Greensboro

Through Games Of March 12, 2019

Average RPI Win:	254	WON-LOST	WINNING	LAST 10	STRENGTH OF	OPP. STRENGTH	TEAM	ADJ.	CONF.	ADJ CONF.
Average RPI Loss:	187	RECORD	PCT. RANK	GAMES	SCHEDULE	OF SCHEDULE	RPI	RPI	RPI	RPI
DIV. I ONLY	7- 19	291	0- 1	282	249	307	307	28	28	
DIV. I NON-CONF.	2- 9	297	0- 0	177	229	286	286	24	24	
TOTALS	RPI 1-25	RPI 26-50	W-L RECORDS	RPI 51-100	RPI 101-150	RPI 150+				
7- 19	0- 0	0- 1	OVERALL	0- 1	0- 5	7- 12				
5- 4	0- 0	0- 0	HOME	0- 0	0- 1	5- 3				
1- 13	0- 0	0- 1	AWAY	0- 1	0- 3	1- 8				
1- 2	0- 0	0- 0	NEUTRAL	0- 0	0- 1	1- 1				
2- 9	0- 0	0- 1	NON-CONFERENCE	0- 1	0- 3	2- 4				
1- 1	0- 0	0- 0	HOME	0- 0	0- 0	1- 1				
0- 7	0- 0	0- 1	AWAY	0- 1	0- 2	0- 3				
1- 1	0- 0	0- 0	NEUTRAL	0- 0	0- 1	1- 0				
5- 10	0- 0	0- 0	CONFERENCE	0- 0	0- 2	5- 8				
4- 3	0- 0	0- 0	HOME	0- 0	0- 1	4- 2				
1- 6	0- 0	0- 0	AWAY	0- 0	0- 1	1- 5				
0- 1	0- 0	0- 0	NEUTRAL	0- 0	0- 0	0- 1				

RPI S	Opponent	Score	RPI S	Opponent	Score	RPI S	Opponent	Score	RPI S	Opponent	Score	Team's RPI: 307
36	A North Carolina	62 83	95	A High Point	75 82	130	A Mercer	73 85				
						130	H Mercer	58 71				
						135	A Appalachian St.	65 68				
						139	A Georgia St.	63 70				
						142	N Seton Hall	64 71				
						169	A Chattanooga	54 64				
						169	H Chattanooga	53 49				
						169	N Chattanooga	62 72				
						173	H Coastal Caro.	71 78				
						187	H Liberty	48 45				
						190	A Furman	61 64				
						190	H Furman	49 59				
						194	N Eastern Mich.	49 44				
						212	A Campbell	49 53				
						242	A ETSU	76 85				
						242	H ETSU	67 72				
						254	A Wofford	66 93				
						254	H Wofford	77 61				
						273	A Richmond	48 59				
						288	A Samford	53 57				
						288	H Samford	55 54				
						335	A N.C. Central	57 66				
						342	A Western Caro.	66 42				
						342	H Western Caro.	71 59				
LAST 12 Division I GAMES:												
169	N Chattanooga	62 72	190	H Furman	49 59							
242	H ETSU	67 72	254	H Wofford	77 61							
169	H Chattanooga	53 49	169	A Chattanooga	54 64							
342	A Western Caro.	66 42	242	A ETSU	76 85							
288	A Samford	53 57	342	H Western Caro.	71 59							
130	A Mercer	73 85	130	H Mercer	58 71							

Non-Div I Games: Pfeiffer 92 23 UNC Pembroke 72 32 Lees-McRae 92 36 Young Harris 62 29
UNC Greensboro

Loss, Non-Conf, S Site, H Home A Away N Neutral

Average RPI Win: 225	WON-LOST	WINNING	LAST 10	STRENGTH OF	OPP. STRENGTH	TEAM	ADJ.	CONF.	ADJ CONF.
Average RPI Loss: 87	RECORD	PCT. RANK	GAMES	SCHEDULE	OF SCHEDULE	RPI	RPI	RPI	RPI
DIV. I ONLY	16- 11	124	1- 0	167	120	113	113	10	10
DIV. I NON-CONF.	5- 4	139	0- 0	282	234	167	167	10	10
TOTALS	RPI 1-25	RPI 26-50	W-L RECORDS	RPI 51-100	RPI 101-150	RPI 150+			
16- 11	0- 0	1- 3	OVERALL	0- 3	3- 4	12- 1			
11- 1	0- 0	1- 0	HOME	0- 1	3- 0	7- 0			
5- 10	0- 0	0- 3	AWAY	0- 2	0- 4	5- 1			
0- 0	0- 0	0- 0	NEUTRAL	0- 0	0- 0	0- 0			
5- 4	0- 0	0- 2	NON-CONFERENCE	0- 1	0- 1	5- 0			
3- 0	0- 0	0- 0	HOME	0- 0	0- 0	3- 0			
2- 4	0- 0	0- 2	AWAY	0- 1	0- 1	2- 0			
0- 0	0- 0	0- 0	NEUTRAL	0- 0	0- 0	0- 0			
11- 7	0- 0	1- 1	CONFERENCE	0- 2	3- 3	7- 1			
8- 1	0- 0	1- 0	HOME	0- 1	3- 0	4- 0			
3- 6	0- 0	0- 1	AWAY	0- 1	0- 3	3- 1			
0- 0	0- 0	0- 0	NEUTRAL	0- 0	0- 0	0- 0			

RPI S	Opponent	Score	RPI S	Opponent	Score	RPI S	Opponent	Score	RPI S	Opponent	Score	Team's RPI: 113
			28	A James Madison	51 58	64	A Drexel	55 67	101	A Northeastern	54 83	
			28	H James Madison	66 63	64	H Drexel	53 65	101	H Northeastern	83 70	
			34	A Ohio	72 95	91	A VCU	47 58	125	A Towson	61 82	
			36	A North Carolina	55 82				125	H Towson	77 73	
									127	A Pittsburgh	56 60	
									128	A Delaware	53 65	
									128	H Delaware	72 64	
									161	A William & Mary	64 70	
									161	H William & Mary	66 58	
									191	A East Carolina	71 68	
									224	A Elon	75 70	
									224	H Elon	76 51	
									248	A Hofstra	61 51	
									248	H Hofstra	89 54	
									295	A Col. of Charleston	66 62	
									295	H Col. of Charleston	71 49	
									320	H Presbyterian	63 48	
									335	A N.C. Central	89 82	
									338	H Longwood	35 33	
									341	H Grand Canyon	77 55	
LAST 12 Division I GAMES:												
295	A Col. of Charleston	66 62	125	A Towson	61 82							
248	A Hofstra	61 51	161	H William & Mary	66 58							
101	A Northeastern	54 83	224	H Elon	76 51							
128	H Delaware	72 64	101	H Northeastern	83 70							
64	H Drexel	53 65	248	H Hofstra	89 54							
28	A James Madison	51 58	64	A Drexel	55 67							

Non-Div I Games: Fayetteville St. 72 54 Belmont Abbey 74 58

UNCW

Loss, Non-Conf, S Site, H Home A Away N Neutral

UNI				STRENGTH OF SCHEDULE	OPP. STRENGTH OF SCHEDULE	TEAM RPI	ADJ. RPI	CONF. RPI	ADJ CONF. RPI
Average RPI Win:	223	WON-LOST RECORD	WINNING PCT. RANK						
Average RPI Loss:	61		LAST 10 GAMES						
DIV. I ONLY	18- 11	106	0- 1	93	130	89	89	13	13
DIV. I NON-CONF.	6- 5	143	0- 1	60	43	66	66	15	15

TOTALS	RPI 1-25	RPI 26-50	W-L RECORDS	RPI 51-100	RPI 101-150	RPI 150+			
18- 11	0- 4	0- 2	OVERALL	1- 2	4- 3	13- 0			
10- 3	0- 1	0- 0	HOME	1- 1	2- 1	7- 0			
8- 7	0- 3	0- 1	AWAY	0- 1	2- 2	6- 0			
0- 1	0- 0	0- 1	NEUTRAL	0- 0	0- 0	0- 0			
6- 5	0- 2	0- 2	NON-CONFERENCE	1- 0	2- 1	3- 0			
4- 0	0- 0	0- 0	HOME	1- 0	1- 0	2- 0			
2- 4	0- 2	0- 1	AWAY	0- 0	1- 1	1- 0			
0- 1	0- 0	0- 1	NEUTRAL	0- 0	0- 0	0- 0			
12- 6	0- 2	0- 0	CONFERENCE	0- 2	2- 2	10- 0			
6- 3	0- 1	0- 0	HOME	0- 1	1- 1	5- 0			
6- 3	0- 1	0- 0	AWAY	0- 1	1- 1	5- 0			
0- 0	0- 0	0- 0	NEUTRAL	0- 0	0- 0	0- 0			

RPI 1-25				RPI 26-50				RPI 51-100 Team's RPI: 89				RPI 101+			
RPI	S	Opponent	Score	RPI	S	Opponent	Score	RPI	S	Opponent	Score	RPI	S	Opponent	Score
7	A	Iowa	57 83	32	A	Kansas St.	62 72	71	A	Missouri St.	48 58	124	A	Northern Ill.	59 70
12	A	Marquette	61 102	42	N	Boise St.	60 61	71	H	Missouri St.	58 63	128	H	Delaware	79 67
16	A	Drake	61 76					93	H	Creighton	65 55	131	A	IUPUI	53 40
16	H	Drake	64 88									140	A	Illinois St.	64 66
												140	H	Illinois St.	53 54
												149	A	Southern Ill.	76 67
												149	H	Southern Ill.	65 53
												151	A	Bradley	81 78
												151	H	Bradley	61 57
												222	H	North Dakota	64 60
												231	A	Indiana St.	71 51
												231	H	Indiana St.	71 63
												253	A	Loyola Chicago	71 65
												253	H	Loyola Chicago	64 52
												265	A	Long Beach St.	71 64
												310	A	Valparaiso	64 56
												310	H	Valparaiso	71 52
												326	H	Omaha	79 50
												330	A	Evansville	74 46
												330	H	Evansville	95 46
LAST 12 Division I GAMES:															
124	A	Northern Ill.	59 70	330	H	Evansville	95 46								
12	A	Marquette	61 102	231	H	Indiana St.	71 63								
140	H	Illinois St.	53 54	16	A	Drake	61 76								
151	H	Bradley	61 57	310	A	Valparaiso	64 56								
149	A	Southern Ill.	76 67	253	A	Loyola Chicago	71 65								
71	A	Missouri St.	48 58	71	H	Missouri St.	58 63								

Non-Div I Games: Minnesota St. 73 56

UNI

Loss, Non-Conf, S Site, H Home A Away N Neutral

Average RPI Win:	238	WON-LOST	WINNING	LAST 10	STRENGTH OF	OPP. STRENGTH	TEAM	ADJ.	CONF.	ADJ CONF.
Average RPI Loss:	115	RECORD	PCT. RANK	GAMES	SCHEDULE	OF SCHEDULE	RPI	RPI	RPI	RPI
DIV. I ONLY	12- 18	226	0- 1	111	142	202	202	15	15	
DIV. I NON-CONF.	2- 9	297	0- 0	67	167	270	270	12	12	
TOTALS	RPI 1-25	RPI 26-50	W-L RECORDS	RPI 51-100	RPI 101-150	RPI 150+				
12- 18	0- 1	0- 2	OVERALL	1- 7	0- 3	11- 5				
9- 8	0- 1	0- 1	HOME	1- 4	0- 1	8- 1				
3- 10	0- 0	0- 1	AWAY	0- 3	0- 2	3- 4				
0- 0	0- 0	0- 0	NEUTRAL	0- 0	0- 0	0- 0				
2- 9	0- 1	0- 0	NON-CONFERENCE	0- 4	0- 1	2- 3				
2- 5	0- 1	0- 0	HOME	0- 3	0- 0	2- 1				
0- 4	0- 0	0- 0	AWAY	0- 1	0- 1	0- 2				
0- 0	0- 0	0- 0	NEUTRAL	0- 0	0- 0	0- 0				
10- 9	0- 0	0- 2	CONFERENCE	1- 3	0- 2	9- 2				
7- 3	0- 0	0- 1	HOME	1- 1	0- 1	6- 0				
3- 6	0- 0	0- 1	AWAY	0- 2	0- 1	3- 2				
0- 0	0- 0	0- 0	NEUTRAL	0- 0	0- 0	0- 0				

RPI	S	Opponent	Score	RPI	S	Opponent	Score	RPI	S	Opponent	Score	RPI	S	Opponent	Score	Team's RPI: 202
13	H	Gonzaga	59 70	42	A	Boise St.	38 53	52	H	Southern California	72 86	118	A	Fresno St.	55 73	
				42	H	Boise St.	57 64	54	A	New Mexico	77 80	118	H	Fresno St.	55 66	
								54	H	New Mexico	66 57	123	A	Portland St.	49 58	
								56	A	Wyoming	62 90	176	A	UC Irvine	55 57	
								56	H	Wyoming	49 64	179	H	Utah St.	77 56	
								59	H	Wright St.	52 68	199	H	Hawaii	61 66	
								68	H	Middle Tenn.	62 66	204	A	San Diego St.	62 49	
								79	A	Duke	38 66	204	H	San Diego St.	71 57	
												214	H	Florida	56 53	
												245	A	Nevada	62 70	
												245	H	Nevada	67 58	
												279	A	Colorado St.	49 52	
												279	H	Colorado St.	60 45	
												290	H	UC Santa Barbara	69 51	
												296	A	Air Force	62 47	
												296	H	Air Force	66 56	
												297	A	South Carolina St.	49 58	
												299	A	San Jose St.	53 43	
												299	H	San Jose St.	74 70	
LAST 12 Division I GAMES:																
118	H	Fresno St.	55 66	245	H	Nevada	67 58									
297	A	South Carolina St.	49 58	204	A	San Diego St.	62 49									
214	H	Florida	56 53	56	H	Wyoming	49 64									
68	H	Middle Tenn.	62 66	299	H	San Jose St.	74 70									
279	H	Colorado St.	60 45	296	A	Air Force	62 47									
42	A	Boise St.	38 53	118	A	Fresno St.	55 73									

Non-Div I Games:

UNLV

■ Loss,
 ■ Non-Conf, S Site,
 ■ Home
 ■ Away
 N Neutral

Average RPI Win:	321	WON-LOST	WINNING	LAST 10	STRENGTH OF	OPP. STRENGTH	TEAM	ADJ.	CONF.	ADJ CONF.
Average RPI Loss:	221	RECORD	PCT. RANK	GAMES	SCHEDULE	OF SCHEDULE	RPI	RPI	RPI	RPI
DIV. I ONLY	4- 23	337	0- 1	332	323	343	343	27	27	
DIV. I NON-CONF.	1- 7	319	0- 0	319	333	335	335	29	29	
TOTALS	RPI 1-25	RPI 26-50	W-L RECORDS	RPI 51-100	RPI 101-150	RPI 150+				
4- 23	0- 0	0- 0	OVERALL	0- 5	0- 0	4- 18				
2- 7	0- 0	0- 0	HOME	0- 2	0- 0	2- 5				
2- 16	0- 0	0- 0	AWAY	0- 3	0- 0	2- 13				
0- 0	0- 0	0- 0	NEUTRAL	0- 0	0- 0	0- 0				
1- 7	0- 0	0- 0	NON-CONFERENCE	0- 2	0- 0	1- 5				
0- 0	0- 0	0- 0	HOME	0- 0	0- 0	0- 0				
1- 7	0- 0	0- 0	AWAY	0- 2	0- 0	1- 5				
0- 0	0- 0	0- 0	NEUTRAL	0- 0	0- 0	0- 0				
3- 16	0- 0	0- 0	CONFERENCE	0- 3	0- 0	3- 13				
2- 7	0- 0	0- 0	HOME	0- 2	0- 0	2- 5				
1- 9	0- 0	0- 0	AWAY	0- 1	0- 0	1- 8				
0- 0	0- 0	0- 0	NEUTRAL	0- 0	0- 0	0- 0				

RPI 1-25			RPI 26-50			RPI 51-100			RPI 101+			Team's RPI: 343			
RPI	S	Opponent	Score	RPI	S	Opponent	Score	RPI	S	Opponent	Score				
								73	A	Virginia Tech	45 96	180	A	UNC Asheville	53 56
								83	A	Radford	43 55	180	H	UNC Asheville	86 93
								83	H	Radford	41 82	190	A	Furman	67 78
								94	A	Nebraska	64 87	191	A	East Carolina	53 63
								95	H	High Point	61 87	193	A	Hampton	43 67
												212	A	Campbell	41 61
												212	H	Campbell	49 59
												238	A	Gardner-Webb	72 92
												238	H	Gardner-Webb	67 75
												292	A	Charleston So.	52 67
												292	A	Charleston So.	62 74
												292	H	Charleston So.	75 78
												297	A	South Carolina St.	66 71
												305	A	Winthrop	76 50
												305	H	Winthrop	58 49
												320	A	Presbyterian	54 70
												320	H	Presbyterian	58 66
												326	A	Omaha	69 96
												335	A	N.C. Central	82 63
												338	A	Longwood	58 80
												338	H	Longwood	72 67
												342	A	Western Caro.	64 68
LAST 12 Division I GAMES:															
				292	A	Charleston So.	52 67					320	H	Presbyterian	58 66
				238	H	Gardner-Webb	67 75					338	A	Longwood	58 80
				212	H	Campbell	49 59					292	A	Charleston So.	62 74
				83	A	Radford	43 55					212	A	Campbell	41 61
				305	H	Winthrop	58 49					83	H	Radford	41 82
				180	A	UNC Asheville	53 56					193	A	Hampton	43 67

Non-Div I Games: Brevard 71 53 Converse 69 51 UNKNOWN 101 53

USC Upstate

Loss, Non-Conf, S Site, H Home A Away N Neutral

Average RPI Win:	200	WON-LOST	WINNING	LAST 10	STRENGTH OF	OPP. STRENGTH	TEAM	ADJ.	CONF.	ADJ CONF.
Average RPI Loss:	86	RECORD	PCT. RANK	GAMES	SCHEDULE	OF SCHEDULE	RPI	RPI	RPI	RPI
DIV. I ONLY	23- 6	32	1- 0	205	123	70	70	12	12	
DIV. I NON-CONF.	8- 3	72	0- 0	265	129	125	125	14	14	
TOTALS	RPI 1-25	RPI 26-50	W-L RECORDS	RPI 51-100	RPI 101-150	RPI 150+				
23- 6	0- 0	0- 0	OVERALL	1- 4	5- 2	17- 0				
11- 3	0- 0	0- 0	HOME	1- 3	3- 0	7- 0				
12- 3	0- 0	0- 0	AWAY	0- 1	2- 2	10- 0				
0- 0	0- 0	0- 0	NEUTRAL	0- 0	0- 0	0- 0				
8- 3	0- 0	0- 0	NON-CONFERENCE	0- 2	1- 1	7- 0				
3- 2	0- 0	0- 0	HOME	0- 2	0- 0	3- 0				
5- 1	0- 0	0- 0	AWAY	0- 0	1- 1	4- 0				
0- 0	0- 0	0- 0	NEUTRAL	0- 0	0- 0	0- 0				
15- 3	0- 0	0- 0	CONFERENCE	1- 2	4- 1	10- 0				
8- 1	0- 0	0- 0	HOME	1- 1	3- 0	4- 0				
7- 2	0- 0	0- 0	AWAY	0- 1	1- 1	6- 0				
0- 0	0- 0	0- 0	NEUTRAL	0- 0	0- 0	0- 0				

RPI S	Opponent	Score	RPI S	Opponent	Score	RPI S	Opponent	Score	RPI S	Opponent	Score
						52	H Southern California	61 73	109	A Houston	65 61
						65	H Arkansas	65 66	116	H South Alabama	72 51
						72	A Little Rock	65 68	118	A Fresno St.	61 70
						72	H Little Rock	61 62	135	A Appalachian St.	72 65
						85	H Troy	88 65	135	H Appalachian St.	99 94
									139	A Georgia St.	48 50
									139	H Georgia St.	69 45
									158	A Oral Roberts	80 62
									162	A Texas St.	44 41
									162	H Texas St.	68 53
									173	A Coastal Caro.	67 64
									173	H Coastal Caro.	79 53
									189	A Arkansas St.	100 73
									189	H Arkansas St.	67 62
									201	H Grambling	78 54
									232	A SMU	66 41
									249	H Jackson St.	99 63
									250	A San Francisco	80 73
									270	A Louisiana	76 61
									285	A Ga. Southern	74 53
									285	H Ga. Southern	81 48
									300	A La.-Monroe	60 56
									302	H UTSA	53 48
									308	A Incarnate Word	97 49
LAST 12 Division I GAMES:											
			162	A Texas St.	44 41	135	A Appalachian St.	72 65			
			85	H Troy	88 65	173	A Coastal Caro.	67 64			
			116	H South Alabama	72 51	162	H Texas St.	68 53			
			300	A La.-Monroe	60 56	270	A Louisiana	76 61			
			189	H Arkansas St.	67 62	139	H Georgia St.	69 45			
			72	H Little Rock	61 62	285	H Ga. Southern	81 48			

Non-Div I Games:

UT Arlington

■ Loss,
 ■ Non-Conf,
 ■ S Site,
 ■ H Home
 ■ A Away
 N Neutral

Average RPI Win:	241	WON-LOST	WINNING	LAST 10	STRENGTH OF	OPP. STRENGTH	TEAM	ADJ.	CONF.	ADJ CONF.
Average RPI Loss:	130	RECORD	PCT. RANK	GAMES	SCHEDULE	OF SCHEDULE	RPI	RPI	RPI	RPI
DIV. I ONLY	21- 9	59	2- 0	243	238	110	110	22	22	
DIV. I NON-CONF.	6- 3	91	0- 0	254	109	104	104	22	22	
TOTALS	RPI 1-25	RPI 26-50	W-L RECORDS	RPI 51-100	RPI 101-150	RPI 150+				
21- 9	0- 1	1- 2	OVERALL	0- 0	2- 4	18- 2				
12- 1	0- 0	1- 0	HOME	0- 0	1- 1	10- 0				
7- 7	0- 1	0- 1	AWAY	0- 0	0- 3	7- 2				
2- 1	0- 0	0- 1	NEUTRAL	0- 0	1- 0	1- 0				
6- 3	0- 1	0- 0	NON-CONFERENCE	0- 0	1- 2	5- 0				
4- 0	0- 0	0- 0	HOME	0- 0	1- 0	3- 0				
2- 3	0- 1	0- 0	AWAY	0- 0	0- 2	2- 0				
0- 0	0- 0	0- 0	NEUTRAL	0- 0	0- 0	0- 0				
15- 6	0- 0	1- 2	CONFERENCE	0- 0	1- 2	13- 2				
8- 1	0- 0	1- 0	HOME	0- 0	0- 1	7- 0				
5- 4	0- 0	0- 1	AWAY	0- 0	0- 1	5- 2				
2- 1	0- 0	0- 1	NEUTRAL	0- 0	1- 0	1- 0				

RPI 1-25				RPI 26-50				RPI 51-100				RPI 101+ Team's RPI: 110			
RPI	S	Opponent	Score	RPI	S	Opponent	Score	RPI	S	Opponent	Score	RPI	S	Opponent	Score
3	A	Louisville	62 102	44	A	Belmont	86 100					115	A	Northwestern	64 90
				44	H	Belmont	71 68					129	A	Morehead St.	75 85
				44	N	Belmont	53 59					129	N	Morehead St.	68 58
												131	A	IUPUI	72 73
												148	H	Tennessee Tech	76 80
												149	H	Southern Ill.	95 94
												169	A	Chattanooga	81 79
												189	H	Arkansas St.	97 91
												213	H	Jacksonville St.	77 72
												239	A	SIUE	75 48
												239	H	SIUE	68 55
												241	A	Southeast Mo. St.	80 73
												241	H	Southeast Mo. St.	61 50
												258	A	Austin Peay	59 58
												258	H	Austin Peay	74 65
												259	A	Murray St.	73 76
												259	H	Murray St.	75 67
												259	N	Murray St.	77 56
												288	H	Samford	89 68
												294	A	Eastern Ill.	71 77
												294	H	Eastern Ill.	90 66
												303	A	Tennessee St.	73 61
												303	H	Tennessee St.	83 60
												329	H	Mississippi Val.	110 51
												331	A	Lipscomb	62 53
												333	A	Eastern Ky.	87 61
LAST 12 Division I GAMES:															
				259	N	Murray St.	77 56	259	A	Murray St.	73 76				
				129	N	Morehead St.	68 58	239	A	SIUE	75 48				
				44	N	Belmont	53 59	241	H	Southeast Mo. St.	61 50				
				303	H	Tennessee St.	83 60	148	H	Tennessee Tech	76 80				
				44	H	Belmont	71 68	213	H	Jacksonville St.	77 72				
				258	A	Austin Peay	59 58	44	A	Belmont	86 100				

Non-Div I Games: Ala.-Huntsville 100 69 Christian Bros. 108 82

UT Martin

Loss, Non-Conf, S Site, H Home A Away N Neutral

Average RPI Win:	286	WON-LOST	WINNING	LAST 10	STRENGTH OF	OPP. STRENGTH	TEAM	ADJ.	CONF.	ADJ CONF.
Average RPI Loss:	137	RECORD	PCT. RANK	GAMES	SCHEDULE	OF SCHEDULE	RPI	RPI	RPI	RPI
DIV. I ONLY	8- 21	284	1- 0	145	215	267	267	14	14	
DIV. I NON-CONF.	3- 10	278	0- 0	179	301	293	293	17	17	
TOTALS	RPI 1-25	RPI 26-50	W-L RECORDS	RPI 51-100	RPI 101-150	RPI 150+				
8- 21	0- 0	0- 1	OVERALL	0- 4	0- 7	8- 9				
4- 11	0- 0	0- 0	HOME	0- 1	0- 5	4- 5				
3- 9	0- 0	0- 1	AWAY	0- 3	0- 2	3- 3				
1- 1	0- 0	0- 0	NEUTRAL	0- 0	0- 0	1- 1				
3- 10	0- 0	0- 0	NON-CONFERENCE	0- 2	0- 3	3- 5				
2- 5	0- 0	0- 0	HOME	0- 0	0- 3	2- 2				
0- 4	0- 0	0- 0	AWAY	0- 2	0- 0	0- 2				
1- 1	0- 0	0- 0	NEUTRAL	0- 0	0- 0	1- 1				
5- 11	0- 0	0- 1	CONFERENCE	0- 2	0- 4	5- 4				
2- 6	0- 0	0- 0	HOME	0- 1	0- 2	2- 3				
3- 5	0- 0	0- 1	AWAY	0- 1	0- 2	3- 1				
0- 0	0- 0	0- 0	NEUTRAL	0- 0	0- 0	0- 0				

RPI 1-25			RPI 26-50			RPI 51-100			RPI 101+			Team's RPI: 267			
RPI	S	Opponent	Score	RPI	S	Opponent	Score	RPI	S	Opponent	Score	RPI	S	Opponent	Score
				35	A	Rice	42 76	54	A	New Mexico	51 69	102	A	UAB	45 68
								68	H	Middle Tenn.	49 79	102	H	UAB	48 74
								82	A	Arizona	40 62	104	H	Western Ky.	61 64
								99	A	Old Dominion	59 78	106	A	Charlotte	39 62
												123	H	Portland St.	61 89
												133	H	New Mexico St.	65 69
												145	H	Abilene Christian	69 70
												157	H	Nicholls St.	56 58
												159	A	Tulsa	45 66
												163	N	Akron	57 64
												167	H	Louisiana Tech	64 74
												183	H	Southern Miss.	63 64
												188	A	North Texas	51 70
												188	H	North Texas	59 51
												189	H	Arkansas St.	66 67
												203	H	Marshall	60 63
												240	N	Western Ill.	84 72
												277	H	CSU Bakersfield	53 47
												302	A	UTSA	73 60
												302	H	UTSA	77 73
												306	A	Fla. Atlantic	70 44
												313	A	Weber St.	63 68
												321	A	FIU	60 55
												350	H	Alcorn	77 51
LAST 12 Division I GAMES:															
				188	H	North Texas	59 51	306	A	Fla. Atlantic	70 44				
				102	A	UAB	45 68	104	H	Western Ky.	61 64				
				302	H	UTSA	77 73	203	H	Marshall	60 63				
				183	H	Southern Miss.	63 64	106	A	Charlotte	39 62				
				167	H	Louisiana Tech	64 74	99	A	Old Dominion	59 78				
				321	A	FIU	60 55	68	H	Middle Tenn.	49 79				

Non-Div I Games:

UTEP

■ Loss,
 ■ Non-Conf,
 ■ S Site,
 ■ H Home
 ■ A Away
 N Neutral

Average RPI Win: 289	WON-LOST	WINNING	LAST 10	STRENGTH OF	OPP. STRENGTH	TEAM	ADJ.	CONF.	ADJ CONF.
Average RPI Loss: 184	RECORD	PCT. RANK	GAMES	SCHEDULE	OF SCHEDULE	RPI	RPI	RPI	RPI
DIV. I ONLY	14- 13	162	0- 1	298	306	229	229	31	31
DIV. I NON-CONF.	4- 7	228	0- 0	162	165	211	211	30	30
TOTALS	RPI 1-25	RPI 26-50	W-L RECORDS	RPI 51-100	RPI 101-150	RPI 150+			
14- 13	0- 2	0- 1	OVERALL	0- 0	0- 2	14- 8			
8- 5	0- 0	0- 1	HOME	0- 0	0- 1	8- 3			
6- 8	0- 2	0- 0	AWAY	0- 0	0- 1	6- 5			
0- 0	0- 0	0- 0	NEUTRAL	0- 0	0- 0	0- 0			
4- 7	0- 2	0- 1	NON-CONFERENCE	0- 0	0- 0	4- 4			
2- 3	0- 0	0- 1	HOME	0- 0	0- 0	2- 2			
2- 4	0- 2	0- 0	AWAY	0- 0	0- 0	2- 2			
0- 0	0- 0	0- 0	NEUTRAL	0- 0	0- 0	0- 0			
10- 6	0- 0	0- 0	CONFERENCE	0- 0	0- 2	10- 4			
6- 2	0- 0	0- 0	HOME	0- 0	0- 1	6- 1			
4- 4	0- 0	0- 0	AWAY	0- 0	0- 1	4- 3			
0- 0	0- 0	0- 0	NEUTRAL	0- 0	0- 0	0- 0			

RPI 1-25				RPI 26-50				RPI 51-100				RPI 101+ Team's RPI: 229			
RPI	S	Opponent	Score	RPI	S	Opponent	Score	RPI	S	Opponent	Score	RPI	S	Opponent	Score
2	A	Baylor	37 98	30	H	Texas	66 81					133	A	New Mexico St.	63 71
17	A	Texas A&M	61 84									133	H	New Mexico St.	67 70
												186	H	Prairie View	57 50
												205	A	Massachusetts	70 74
												218	A	California Baptist	63 66
												218	H	California Baptist	60 56
												228	H	Texas Southern	55 69
												243	A	UMKC	75 56
												243	H	UMKC	67 64
												270	H	Louisiana	75 60
												274	A	A&M-Corpus Christi	70 57
												274	H	A&M-Corpus Christi	49 59
												277	A	CSU Bakersfield	63 68
												277	H	CSU Bakersfield	64 56
												287	A	Canisius	57 53
												289	A	Utah Valley	57 72
												289	H	Utah Valley	55 57
												302	A	UTSA	58 61
												337	A	Seattle U	74 70
												337	H	Seattle U	69 56
												341	A	Grand Canyon	66 50
												341	H	Grand Canyon	49 42
												349	A	Chicago St.	71 55
												349	H	Chicago St.	84 38
LAST 12 Division I GAMES:															
218	A	California Baptist	63 66	277	H	CSU Bakersfield	64 56								
243	H	UMKC	67 64	341	H	Grand Canyon	49 42								
349	H	Chicago St.	84 38	243	A	UMKC	75 56								
133	H	New Mexico St.	67 70	349	A	Chicago St.	71 55								
289	A	Utah Valley	57 72	133	A	New Mexico St.	63 71								
337	A	Seattle U	74 70	337	H	Seattle U	69 56								

Non-Div I Games: Texas Lutheran 82 38 UNKNOWN 74 43

UTRGV

Loss, Non-Conf, S Site, H Home A Away N Neutral

Average RPI Win: 234	WON-LOST	WINNING	LAST 10	STRENGTH OF	OPP. STRENGTH	TEAM	ADJ.	CONF.	ADJ CONF.
Average RPI Loss: 157	RECORD	PCT. RANK	GAMES	SCHEDULE	OF SCHEDULE	RPI	RPI	RPI	RPI
DIV. I ONLY	5- 21	324	0- 1	151	173	302	302	14	14
DIV. I NON-CONF.	3- 7	256	0- 0	219	225	294	294	17	17
TOTALS	RPI 1-25	RPI 26-50	W-L RECORDS	RPI 51-100	RPI 101-150	RPI 150+			
5- 21	0- 0	0- 3	OVERALL	0- 3	0- 5	5- 10			
4- 10	0- 0	0- 1	HOME	0- 1	0- 3	4- 5			
1- 10	0- 0	0- 2	AWAY	0- 2	0- 2	1- 4			
0- 1	0- 0	0- 0	NEUTRAL	0- 0	0- 0	0- 1			
3- 7	0- 0	0- 1	NON-CONFERENCE	0- 1	0- 2	3- 3			
3- 3	0- 0	0- 0	HOME	0- 0	0- 1	3- 2			
0- 3	0- 0	0- 1	AWAY	0- 1	0- 1	0- 0			
0- 1	0- 0	0- 0	NEUTRAL	0- 0	0- 0	0- 1			
2- 14	0- 0	0- 2	CONFERENCE	0- 2	0- 3	2- 7			
1- 7	0- 0	0- 1	HOME	0- 1	0- 2	1- 3			
1- 7	0- 0	0- 1	AWAY	0- 1	0- 1	1- 4			
0- 0	0- 0	0- 0	NEUTRAL	0- 0	0- 0	0- 0			

RPI S	Opponent	Score	RPI S	Opponent	Score	RPI S	Opponent	Score	RPI S	Opponent	Score	Team's RPI: 302
30	A Texas	54 98	68	H Middle Tenn.	52 72	102	H UAB	42 59	102	H UAB	42 59	
35	A Rice	54 85	70	A UT Arlington	48 53	104	H Western Ky.	62 81	104	H Western Ky.	62 81	
35	H Rice	46 72	99	A Old Dominion	47 72	106	A Charlotte	54 66	106	A Charlotte	54 66	
						131	H IUPUI	50 58	131	H IUPUI	50 58	
						142	A Seton Hall	53 84	142	A Seton Hall	53 84	
						162	H Texas St.	60 68	162	H Texas St.	60 68	
						167	H Louisiana Tech	70 68	167	H Louisiana Tech	70 68	
						179	H Utah St.	56 62	179	H Utah St.	56 62	
						183	A Southern Miss.	39 72	183	A Southern Miss.	39 72	
						183	H Southern Miss.	45 70	183	H Southern Miss.	45 70	
						188	A North Texas	57 54	188	A North Texas	57 54	
						203	H Marshall	72 79	203	H Marshall	72 79	
						229	H UTRGV	61 58	229	H UTRGV	61 58	
						267	A UTEP	73 77	267	A UTEP	73 77	
						267	H UTEP	60 73	267	H UTEP	60 73	
						271	H San Diego	87 77	271	H San Diego	87 77	
						304	N UMBC	58 72	304	N UMBC	58 72	
						306	A Fla. Atlantic	70 86	306	A Fla. Atlantic	70 86	
						313	H Weber St.	66 59	313	H Weber St.	66 59	
						321	A FIU	40 51	321	A FIU	40 51	
LAST 12 Division I GAMES:												
35	H Rice	46 72	321	A FIU	40 51							
183	A Southern Miss.	39 72	203	H Marshall	72 79							
267	A UTEP	73 77	104	H Western Ky.	62 81							
167	H Louisiana Tech	70 68	99	A Old Dominion	47 72							
183	H Southern Miss.	45 70	106	A Charlotte	54 66							
306	A Fla. Atlantic	70 86	102	H UAB	42 59							

Non-Div I Games: Concordia (TX) 78 51 Tex. A&M-Kingsville 86 55

UTSA

Loss, Non-Conf, S Site, H Home A Away N Neutral

Average RPI Win:	171	WON-LOST	WINNING	LAST 10	STRENGTH OF	OPP. STRENGTH	TEAM	ADJ.	CONF.	ADJ CONF.
Average RPI Loss:	46	RECORD	PCT. RANK	GAMES	SCHEDULE	OF SCHEDULE	RPI	RPI	RPI	RPI
DIV. I ONLY	20- 10	79	0- 1	153	23	92	92	2	2	
DIV. I NON-CONF.	11- 0	1	0- 0	305	193	55	55	2	2	
TOTALS	RPI 1-25	RPI 26-50	W-L RECORDS	RPI 51-100	RPI 101-150	RPI 150+				
20- 10	2- 4	1- 2	OVERALL	1- 3	3- 1	13- 0				
13- 3	2- 1	1- 1	HOME	1- 1	2- 0	7- 0				
5- 6	0- 3	0- 1	AWAY	0- 2	1- 0	4- 0				
2- 1	0- 0	0- 0	NEUTRAL	0- 0	0- 1	2- 0				
11- 0	1- 0	0- 0	NON-CONFERENCE	0- 0	1- 0	9- 0				
7- 0	1- 0	0- 0	HOME	0- 0	1- 0	5- 0				
2- 0	0- 0	0- 0	AWAY	0- 0	0- 0	2- 0				
2- 0	0- 0	0- 0	NEUTRAL	0- 0	0- 0	2- 0				
9- 10	1- 4	1- 2	CONFERENCE	1- 3	2- 1	4- 0				
6- 3	1- 1	1- 1	HOME	1- 1	1- 0	2- 0				
3- 6	0- 3	0- 1	AWAY	0- 2	1- 0	2- 0				
0- 1	0- 0	0- 0	NEUTRAL	0- 0	0- 1	0- 0				

RPI	S	Opponent	Score	RPI	S	Opponent	Score	RPI	S	Opponent	Score	RPI	S	Opponent	Score
4	H	Stanford	75 68	33	A	UCLA	60 76	52	A	Southern California	77 83	108	H	Idaho St.	74 60
5	A	Oregon	65 87	33	H	UCLA	90 100	52	H	Southern California	80 84	134	A	Washington	58 43
23	A	Arizona St.	58 60	40	H	California	87 74	82	A	Arizona	55 66	134	H	Washington	88 56
23	H	Arizona St.	63 65					82	H	Arizona	80 64	134	N	Washington	54 64
24	A	Oregon St.	63 71									156	H	Alabama	72 62
25	H	BYU	78 67									160	A	Washington St.	72 68
												160	H	Washington St.	75 67
												175	A	Colorado	76 61
												175	H	Colorado	78 59
												195	A	Eastern Wash.	95 51
												199	N	Hawaii	73 48
												214	N	Florida	74 58
												245	A	Nevada	74 52
												265	H	Long Beach St.	82 59
												289	H	Utah Valley	85 47
												313	H	Weber St.	77 56
												337	H	Seattle U	89 62
LAST 12 Division I GAMES:															
134	N	Washington	54 64	23	A	Arizona St.	58 60								
199	N	Hawaii	73 48	82	A	Arizona	55 66								
52	A	Southern California	77 83	33	H	UCLA	90 100								
33	A	UCLA	60 76	52	H	Southern California	80 84								
160	H	Washington St.	75 67	24	A	Oregon St.	63 71								
134	H	Washington	88 56	5	A	Oregon	65 87								

Non-Div I Games:

Utah

■ Loss,
 ■ Non-Conf,
 S Site,
 ■ Home
 ■ Away
 N Neutral

Average RPI Win:	231	WON-LOST	WINNING	LAST 10	STRENGTH OF	OPP. STRENGTH	TEAM	ADJ.	CONF.	ADJ CONF.
Average RPI Loss:	125	RECORD	PCT. RANK	GAMES	SCHEDULE	OF SCHEDULE	RPI	RPI	RPI	RPI
DIV. I ONLY	15- 15	170	1- 0	231	103	179	179	15	15	
DIV. I NON-CONF.	4- 6	212	0- 0	230	28	213	213	12	12	
TOTALS	RPI 1-25	RPI 26-50	W-L RECORDS	RPI 51-100	RPI 101-150	RPI 150+				
15- 15	0- 2	1- 0	OVERALL	1- 5	0- 2	13- 6				
7- 6	0- 2	1- 0	HOME	1- 1	0- 1	5- 2				
7- 6	0- 0	0- 0	AWAY	0- 2	0- 1	7- 3				
1- 3	0- 0	0- 0	NEUTRAL	0- 2	0- 0	1- 1				
4- 6	0- 2	0- 0	NON-CONFERENCE	0- 1	0- 0	4- 3				
1- 3	0- 2	0- 0	HOME	0- 0	0- 0	1- 1				
3- 1	0- 0	0- 0	AWAY	0- 0	0- 0	3- 1				
0- 2	0- 0	0- 0	NEUTRAL	0- 1	0- 0	0- 1				
11- 9	0- 0	1- 0	CONFERENCE	1- 4	0- 2	9- 3				
6- 3	0- 0	1- 0	HOME	1- 1	0- 1	4- 1				
4- 5	0- 0	0- 0	AWAY	0- 2	0- 1	4- 2				
1- 1	0- 0	0- 0	NEUTRAL	0- 1	0- 0	1- 0				

RPI 1-25				RPI 26-50				RPI 51-100				RPI 101+				Team's RPI: 179	
RPI	S	Opponent	Score	RPI	S	Opponent	Score	RPI	S	Opponent	Score	RPI	S	Opponent	Score		
5	H	Oregon	58 88	42	H	Boise St.	81 68	52	N	Southern California	46 55	118	A	Fresno St.	59 70		
25	H	BYU	57 62					54	A	New Mexico	56 74	118	H	Fresno St.	53 64		
								54	H	New Mexico	64 68	160	A	Washington St.	72 61		
								56	A	Wyoming	35 53	175	N	Colorado	68 78		
								56	H	Wyoming	50 42	188	A	North Texas	57 41		
								56	N	Wyoming	41 64	192	A	Portland	54 61		
												202	A	UNLV	56 77		
												204	A	San Diego St.	65 52		
												204	H	San Diego St.	54 56		
												245	A	Nevada	71 59		
												245	H	Nevada	79 76		
												265	H	Long Beach St.	48 50		
												279	A	Colorado St.	72 53		
												279	H	Colorado St.	70 59		
												279	N	Colorado St.	62 59		
												289	H	Utah Valley	67 62		
												296	A	Air Force	48 44		
												296	H	Air Force	64 55		
												299	A	San Jose St.	59 68		
												299	H	San Jose St.	82 49		
												302	A	UTSA	62 56		
LAST 12 Division I GAMES:																	
				279	N	Colorado St.	62 59	54	A	New Mexico	56 74						
				56	N	Wyoming	41 64	296	H	Air Force	64 55						
				279	H	Colorado St.	70 59	56	A	Wyoming	35 53						
				245	A	Nevada	71 59	204	H	San Diego St.	54 56						
				204	A	San Diego St.	65 52	118	H	Fresno St.	53 64						
				42	H	Boise St.	81 68	202	A	UNLV	56 77						

Non-Div I Games: Northern N.M. 106 35

Utah St.

■ Loss,
 ■ Non-Conf, S Site,
 ■ Home
 ■ Away
 N Neutral

Utah Valley

Through Games Of March 12, 2019

Average RPI Win:	291	WON-LOST	WINNING	LAST 10	STRENGTH OF	OPP. STRENGTH	TEAM	ADJ.	CONF.	ADJ CONF.
Average RPI Loss:	195	RECORD	PCT. RANK	GAMES	SCHEDULE	OF SCHEDULE	RPI	RPI	RPI	RPI
DIV. I ONLY	11- 15	217	0- 1	323	318	289	289	31	31	
DIV. I NON-CONF.	3- 7	256	0- 0	240	224	292	292	30	30	
TOTALS	RPI 1-25	RPI 26-50	W-L RECORDS	RPI 51-100	RPI 101-150	RPI 150+				
11- 15	0- 1	0- 0	OVERALL	0- 1	0- 3	11- 10				
8- 5	0- 1	0- 0	HOME	0- 0	0- 1	8- 3				
3- 10	0- 0	0- 0	AWAY	0- 1	0- 2	3- 7				
0- 0	0- 0	0- 0	NEUTRAL	0- 0	0- 0	0- 0				
3- 7	0- 1	0- 0	NON-CONFERENCE	0- 1	0- 1	3- 4				
3- 2	0- 1	0- 0	HOME	0- 0	0- 0	3- 1				
0- 5	0- 0	0- 0	AWAY	0- 1	0- 1	0- 3				
0- 0	0- 0	0- 0	NEUTRAL	0- 0	0- 0	0- 0				
8- 8	0- 0	0- 0	CONFERENCE	0- 0	0- 2	8- 6				
5- 3	0- 0	0- 0	HOME	0- 0	0- 1	5- 2				
3- 5	0- 0	0- 0	AWAY	0- 0	0- 1	3- 4				
0- 0	0- 0	0- 0	NEUTRAL	0- 0	0- 0	0- 0				

RPI 1-25				RPI 26-50				RPI 51-100				RPI 101+ Team's RPI: 289			
RPI	S	Opponent	Score	RPI	S	Opponent	Score	RPI	S	Opponent	Score	RPI	S	Opponent	Score
25	H	BYU	51 77					92	A	Utah	47 85	108	A	Idaho St.	68 80
												133	A	New Mexico St.	52 58
												133	H	New Mexico St.	63 72
												152	H	UC Riverside	56 53
												179	A	Utah St.	62 67
												192	H	Portland	60 65
												218	A	California Baptist	54 83
												218	H	California Baptist	74 92
												229	A	UTRGV	57 55
												229	H	UTRGV	72 57
												243	A	UMKC	64 97
												243	H	UMKC	64 68
												261	A	Cal St. Fullerton	55 56
												269	A	Southern Utah	59 60
												277	A	CSU Bakersfield	73 92
												277	H	CSU Bakersfield	78 70
												290	H	UC Santa Barbara	63 54
												313	H	Weber St.	65 59
												337	A	Seattle U	58 55
												337	H	Seattle U	63 56
												341	A	Grand Canyon	54 64
												341	H	Grand Canyon	57 46
												349	A	Chicago St.	70 65
												349	H	Chicago St.	76 61
LAST 12 Division I GAMES:															
277	A	CSU Bakersfield	73 92	133	H	New Mexico St.	63 72								
341	A	Grand Canyon	54 64	337	H	Seattle U	63 56								
218	H	California Baptist	74 92	218	A	California Baptist	54 83								
243	A	UMKC	64 97	349	H	Chicago St.	76 61								
349	A	Chicago St.	70 65	243	H	UMKC	64 68								
229	H	UTRGV	72 57	133	A	New Mexico St.	52 58								

Non-Div I Games: Ottawa (AZ) 90 61 La Verne 86 79 Arizona Christian 76 68

Utah Valley

Loss, Non-Conf, S Site, H Home A Away N Neutral

Average RPI Win: 210	WON-LOST	WINNING	LAST 10	STRENGTH OF	OPP. STRENGTH	TEAM	ADJ.	CONF.	ADJ CONF.
Average RPI Loss: 116	RECORD	PCT. RANK	GAMES	SCHEDULE	OF SCHEDULE	RPI	RPI	RPI	RPI
DIV. I ONLY	23- 9	55	1- 0	202	152	91	91	17	17
DIV. I NON-CONF.	8- 5	119	0- 0	180	144	112	112	16	16
TOTALS	RPI 1-25	RPI 26-50	W-L RECORDS	RPI 51-100	RPI 101-150	RPI 150+			
23- 9	0- 0	0- 1	OVERALL	2- 4	4- 2	17- 2			
12- 1	0- 0	0- 0	HOME	0- 1	3- 0	9- 0			
8- 6	0- 0	0- 1	AWAY	2- 2	0- 1	6- 2			
3- 2	0- 0	0- 0	NEUTRAL	0- 1	1- 1	2- 0			
8- 5	0- 0	0- 1	NON-CONFERENCE	1- 3	2- 1	5- 0			
4- 1	0- 0	0- 0	HOME	0- 1	2- 0	2- 0			
3- 3	0- 0	0- 1	AWAY	1- 2	0- 0	2- 0			
1- 1	0- 0	0- 0	NEUTRAL	0- 0	0- 1	1- 0			
15- 4	0- 0	0- 0	CONFERENCE	1- 1	2- 1	12- 2			
8- 0	0- 0	0- 0	HOME	0- 0	1- 0	7- 0			
5- 3	0- 0	0- 0	AWAY	1- 0	0- 1	4- 2			
2- 1	0- 0	0- 0	NEUTRAL	0- 1	1- 0	1- 0			

RPI S	Opponent	Score	RPI S	Opponent	Score	RPI S	Opponent	Score	RPI S	Opponent	Score
36	A North Carolina	47 59	69	A Georgetown	47 45	113	H UNCW	58 47			
			76	A Cincinnati	54 66	117	H Dayton	64 62			
			83	H Radford	49 54	117	N Dayton	61 52			
			86	A Fordham	47 44	131	N IUPUI	61 63			
			86	N Fordham	47 62	136	A Duquesne	68 71			
			99	A Old Dominion	57 60	150	H Wake Forest	53 40			
						153	H Davidson	61 54			
						161	A William & Mary	72 55			
						182	A Saint Louis	60 76			
						182	H Saint Louis	57 47			
						197	A N.C. A&T	54 48			
						205	H Massachusetts	52 48			
						219	A George Washington	48 57			
						227	A George Mason	62 38			
						236	A Saint Joseph's	65 47			
						236	H Saint Joseph's	59 40			
						236	N Saint Joseph's	58 47			
						257	H Rhode Island	74 39			
						260	A St. Bonaventure	59 50			
						273	A Richmond	68 43			
						273	H Richmond	58 37			
						284	H La Salle	68 38			
						313	N Weber St.	64 36			
						338	H Longwood	84 55			
						340	H Delaware St.	97 55			
LAST 12 Division I GAMES:											
236	N Saint Joseph's	58 47	227	A George Mason	62 38						
117	N Dayton	61 52	117	H Dayton	64 62						
86	N Fordham	47 62	273	H Richmond	58 37						
153	H Davidson	61 54	260	A St. Bonaventure	59 50						
182	A Saint Louis	60 76	236	A Saint Joseph's	65 47						
136	A Duquesne	68 71	205	H Massachusetts	52 48						

Non-Div I Games:

VCU

■ Loss,
 ■ Non-Conf, S Site,
 ■ Home
 ■ Away
 N Neutral

Valparaiso

Through Games Of March 12, 2019

Average RPI Win:	280	WON-LOST	WINNING	LAST 10	STRENGTH OF	OPP. STRENGTH	TEAM	ADJ.	CONF.	ADJ CONF.
Average RPI Loss:	161	RECORD	PCT. RANK	GAMES	SCHEDULE	OF SCHEDULE	RPI	RPI	RPI	RPI
DIV. I ONLY	7- 23	304	1- 0	260	206	310	310	13	13	
DIV. I NON-CONF.	4- 8	241	0- 0	334	299	331	331	15	15	
TOTALS	RPI 1-25	RPI 26-50	W-L RECORDS	RPI 51-100	RPI 101-150	RPI 150+				
7- 23	0- 2	0- 1	OVERALL	0- 5	0- 5	7- 10				
4- 11	0- 1	0- 1	HOME	0- 3	0- 2	4- 4				
2- 12	0- 1	0- 0	AWAY	0- 2	0- 3	2- 6				
1- 0	0- 0	0- 0	NEUTRAL	0- 0	0- 0	1- 0				
4- 8	0- 0	0- 1	NON-CONFERENCE	0- 1	0- 1	4- 5				
1- 5	0- 0	0- 1	HOME	0- 1	0- 0	1- 3				
2- 3	0- 0	0- 0	AWAY	0- 0	0- 1	2- 2				
1- 0	0- 0	0- 0	NEUTRAL	0- 0	0- 0	1- 0				
3- 15	0- 2	0- 0	CONFERENCE	0- 4	0- 4	3- 5				
3- 6	0- 1	0- 0	HOME	0- 2	0- 2	3- 1				
0- 9	0- 1	0- 0	AWAY	0- 2	0- 2	0- 4				
0- 0	0- 0	0- 0	NEUTRAL	0- 0	0- 0	0- 0				

RPI 1-25				RPI 26-50				RPI 51-100				RPI 101+ Team's RPI: 310			
RPI	S	Opponent	Score	RPI	S	Opponent	Score	RPI	S	Opponent	Score	RPI	S	Opponent	Score
16	A	Drake	53 84	47	H	Miami (OH)	47 68	71	A	Missouri St.	63 108	129	A	Morehead St.	62 68
16	H	Drake	62 88					71	H	Missouri St.	58 77	140	A	Illinois St.	53 74
								75	H	Toledo	59 65	140	H	Illinois St.	67 70
								89	A	UNI	52 71	149	A	Southern Ill.	65 87
								89	H	UNI	56 64	149	H	Southern Ill.	47 58
												151	A	Bradley	76 87
												151	H	Bradley	76 73
												211	H	Bowling Green	72 79
												222	H	North Dakota	56 62
												226	A	Illinois	54 73
												231	A	Indiana St.	59 67
												231	H	Indiana St.	82 86
												247	N	St. Francis Brooklyn	78 76
												253	A	Loyola Chicago	54 80
												253	H	Loyola Chicago	81 74
												294	H	Eastern Ill.	62 60
												323	H	North Dakota St.	48 51
												330	A	Evansville	65 77
												330	H	Evansville	93 49
												334	A	Purdue Fort Wayne	68 64
												339	A	UIC	65 75
												349	A	Chicago St.	76 70
LAST 12 Division I GAMES:															
253	H	Loyola Chicago	81 74	330	A	Evansville	65 77								
140	A	Illinois St.	53 74	89	H	UNI	56 64								
151	A	Bradley	76 87	16	H	Drake	62 88								
149	H	Southern Ill.	47 58	140	H	Illinois St.	67 70								
71	H	Missouri St.	58 77	151	H	Bradley	76 73								
231	A	Indiana St.	59 67	71	A	Missouri St.	63 108								

Non-Div I Games:

Valparaiso

■ Loss,
 ■ Non-Conf,
 ■ S Site,
 ■ Home
 ■ A Away
 N Neutral

Vanderbilt

Through Games Of March 12, 2019

Average RPI Win:	240	WON-LOST	WINNING	LAST 10	STRENGTH OF	OPP. STRENGTH	TEAM	ADJ.	CONF.	ADJ CONF.
Average RPI Loss:	74	RECORD	PCT. RANK	GAMES	SCHEDULE	OF SCHEDULE	RPI	RPI	RPI	RPI
DIV. I ONLY	7- 23	304	0- 1	54	47	206	206	5	5	
DIV. I NON-CONF.	5- 8	224	0- 0	85	60	181	181	5	5	
TOTALS	RPI 1-25	RPI 26-50	W-L RECORDS	RPI 51-100	RPI 101-150	RPI 150+				
7- 23	0- 8	0- 4	OVERALL	1- 5	0- 1	6- 5				
5- 9	0- 1	0- 2	HOME	0- 2	0- 1	5- 3				
2- 10	0- 5	0- 2	AWAY	1- 2	0- 0	1- 1				
0- 4	0- 2	0- 0	NEUTRAL	0- 1	0- 0	0- 1				
5- 8	0- 3	0- 2	NON-CONFERENCE	0- 2	0- 0	5- 1				
4- 2	0- 0	0- 1	HOME	0- 0	0- 0	4- 1				
1- 3	0- 1	0- 1	AWAY	0- 1	0- 0	1- 0				
0- 3	0- 2	0- 0	NEUTRAL	0- 1	0- 0	0- 0				
2- 15	0- 5	0- 2	CONFERENCE	1- 3	0- 1	1- 4				
1- 7	0- 1	0- 1	HOME	0- 2	0- 1	1- 2				
1- 7	0- 4	0- 1	AWAY	1- 1	0- 0	0- 1				
0- 1	0- 0	0- 0	NEUTRAL	0- 0	0- 0	0- 1				

RPI S	Opponent	Score	RPI S	Opponent	Score	RPI S	Opponent	Score	RPI S	Opponent	Score	Team's RPI: 206
6 N	UConn	42 80	27 H	Central Mich.	57 66	56 A	Tennessee	76 69	111 H	Georgia	64 71	
8 A	Mississippi St.	70 86	31 A	Missouri	46 69	56 H	Tennessee	65 82	156 H	Alabama	65 84	
9 A	NC State	54 74	32 A	Kansas St.	61 72	65 A	Arkansas	62 83	156 N	Alabama	57 74	
17 A	Texas A&M	53 69	48 H	Auburn	70 72	68 A	Middle Tenn.	58 65	200 H	North Ala.	71 74	
17 H	Texas A&M	43 50				87 H	LSU	68 79	214 H	Florida	66 78	
18 N	Miami (FL)	65 90				93 N	Creighton	55 75	215 A	Ball St.	60 43	
19 A	South Carolina	69 80							237 A	Ole Miss	60 65	
22 A	Kentucky	55 77							237 H	Ole Miss	80 68	
									258 H	Austin Peay	99 70	
									288 H	Samford	77 52	
									303 H	Tennessee St.	89 63	
									320 H	Presbyterian	78 43	
LAST 12 Division I GAMES:												
156 N	Alabama	57 74	237 A	Ole Miss	60 65							
214 H	Florida	66 78	31 A	Missouri	46 69							
56 A	Tennessee	76 69	56 H	Tennessee	65 82							
8 A	Mississippi St.	70 86	17 A	Texas A&M	53 69							
156 H	Alabama	65 84	19 A	South Carolina	69 80							
87 H	LSU	68 79	237 H	Ole Miss	80 68							

Non-Div I Games:

Vanderbilt

Loss, Non-Conf, S Site, H Home A Away N Neutral

Average RPI Win: 287	WON-LOST	WINNING	LAST 10	STRENGTH OF	OPP. STRENGTH	TEAM	ADJ.	CONF.	ADJ CONF.
Average RPI Loss: 164	RECORD	PCT. RANK	GAMES	SCHEDULE	OF SCHEDULE	RPI	RPI	RPI	RPI
DIV. I ONLY	10- 18	250	0- 1	254	281	278	278	23	23
DIV. I NON-CONF.	3- 8	267	0- 0	250	284	299	299	25	25
TOTALS	RPI 1-25	RPI 26-50	W-L RECORDS	RPI 51-100	RPI 101-150	RPI 150+			
10- 18	0- 0	0- 0	OVERALL	0- 3	0- 7	10- 8			
6- 9	0- 0	0- 0	HOME	0- 2	0- 3	6- 4			
4- 9	0- 0	0- 0	AWAY	0- 1	0- 4	4- 4			
0- 0	0- 0	0- 0	NEUTRAL	0- 0	0- 0	0- 0			
3- 8	0- 0	0- 0	NON-CONFERENCE	0- 1	0- 2	3- 5			
2- 5	0- 0	0- 0	HOME	0- 1	0- 1	2- 3			
1- 3	0- 0	0- 0	AWAY	0- 0	0- 1	1- 2			
0- 0	0- 0	0- 0	NEUTRAL	0- 0	0- 0	0- 0			
7- 10	0- 0	0- 0	CONFERENCE	0- 2	0- 5	7- 3			
4- 4	0- 0	0- 0	HOME	0- 1	0- 2	4- 1			
3- 6	0- 0	0- 0	AWAY	0- 1	0- 3	3- 2			
0- 0	0- 0	0- 0	NEUTRAL	0- 0	0- 0	0- 0			

RPI S	Opponent	Score	RPI S	Opponent	Score	RPI S	Opponent	Score	RPI S	Opponent	Score	Team's RPI: 278
						61	A Maine	45 66	103	A Hartford	32 61	
						61	H Maine	51 63	103	H Hartford	48 76	
						64	H Drexel	44 60	112	A South Fla.	55 102	
									137	H Yale	55 58	
									138	A Stony Brook	48 58	
									138	A Stony Brook	58 69	
									138	H Stony Brook	61 67	
									154	A Kansas	36 77	
									171	H Rider	54 49	
									177	H Holy Cross	40 65	
									210	H Dartmouth	42 66	
									235	A Albany (NY)	40 65	
									235	H Albany (NY)	52 39	
									252	A Binghamton	58 57	
									252	H Binghamton	50 59	
									257	H Rhode Island	58 61	
									287	A Canisius	46 67	
									304	A UMBC	58 44	
									304	H UMBC	58 50	
									316	A New Hampshire	51 50	
									316	H New Hampshire	69 60	
									318	H Wagner	56 54	
									324	A NJIT	71 63	
									327	A UMass Lowell	51 54	
									327	H UMass Lowell	52 42	
LAST 12 Division I GAMES:												
138	A	Stony Brook	58 69	316	A	New Hampshire	51 50					
64	H	Drexel	44 60	235	A	Albany (NY)	40 65					
138	A	Stony Brook	48 58	61	A	Maine	45 66					
252	H	Binghamton	50 59	327	H	UMass Lowell	52 42					
304	H	UMBC	58 50	138	H	Stony Brook	61 67					
103	H	Hartford	48 76	304	A	UMBC	58 44					

Non-Div I Games: Norwich 78 28

Vermont

■ Loss,
 ■ Non-Conf,
 ■ S Site,
 ■ H Home
 ■ A Away
 N Neutral

Average RPI Win: 142	WON-LOST	WINNING	LAST 10	STRENGTH OF	OPP. STRENGTH	TEAM	ADJ.	CONF.	ADJ CONF.
Average RPI Loss: 56	RECORD	PCT. RANK	GAMES	SCHEDULE	OF SCHEDULE	RPI	RPI	RPI	RPI
DIV. I ONLY	18- 12	117	0- 1	47	57	55	55	6	6
DIV. I NON-CONF.	9- 2	43	0- 0	50	80	19	19	4	4
TOTALS	RPI 1-25	RPI 26-50	W-L RECORDS	RPI 51-100	RPI 101-150	RPI 150+			
18- 12	0- 5	0- 0	OVERALL	5- 5	7- 2	6- 0			
10- 4	0- 2	0- 0	HOME	3- 1	4- 1	3- 0			
8- 6	0- 3	0- 0	AWAY	2- 2	3- 1	3- 0			
0- 2	0- 0	0- 0	NEUTRAL	0- 2	0- 0	0- 0			
9- 2	0- 1	0- 0	NON-CONFERENCE	2- 1	3- 0	4- 0			
5- 0	0- 0	0- 0	HOME	1- 0	2- 0	2- 0			
4- 1	0- 1	0- 0	AWAY	1- 0	1- 0	2- 0			
0- 1	0- 0	0- 0	NEUTRAL	0- 1	0- 0	0- 0			
9- 10	0- 4	0- 0	CONFERENCE	3- 4	4- 2	2- 0			
5- 4	0- 2	0- 0	HOME	2- 1	2- 1	1- 0			
4- 5	0- 2	0- 0	AWAY	1- 2	2- 1	1- 0			
0- 1	0- 0	0- 0	NEUTRAL	0- 1	0- 0	0- 0			

RPI S	Opponent	Score	RPI S	Opponent	Score	RPI S	Opponent	Score	RPI S	Opponent	Score
12	A Marquette	55 93				51	H Princeton	67 46	103	H Hartford	59 41
12	H Marquette	55 91				60	A Penn	58 50	111	H Georgia	62 56
15	A UCF	56 71				69	A Georgetown	63 68	114	A St. John's (NY)	73 57
20	A DePaul	70 93				69	H Georgetown	91 43	114	H St. John's (NY)	62 66
20	H DePaul	59 66				69	N Georgetown	67 76	120	A Providence	61 67
						73	N Virginia Tech	59 61	120	H Providence	53 33
						74	A Butler	60 62	126	A Lehigh	70 48
						74	H Butler	55 63	142	A Seton Hall	70 66
						93	A Creighton	54 52	142	H Seton Hall	73 68
						93	H Creighton	67 62	166	H Temple	76 68
									217	A Xavier	68 63
									217	H Xavier	75 71
									219	A George Washington	60 45
									236	A Saint Joseph's	47 35
									284	H La Salle	81 68
LAST 12 Division I GAMES:											
69	N Georgetown	67 76	12	A Marquette	55 93						
74	A Butler	60 62	20	A DePaul	70 93						
217	A Xavier	68 63	93	H Creighton	67 62						
142	H Seton Hall	73 68	120	H Providence	53 33						
114	H St. John's (NY)	62 66	114	A St. John's (NY)	73 57						
69	H Georgetown	91 43	142	A Seton Hall	70 66						

Non-Div I Games:

Villanova

Average RPI Win:	126	WON-LOST	WINNING	LAST 10	STRENGTH OF	OPP. STRENGTH	TEAM	ADJ.	CONF.	ADJ CONF.
Average RPI Loss:	48	RECORD	PCT. RANK	GAMES	SCHEDULE	OF SCHEDULE	RPI	RPI	RPI	RPI
DIV. I ONLY	12- 19	236	1- 0	2	14	96	96	1	1	
DIV. I NON-CONF.	6- 7	172	0- 0	17	82	102	102	1	1	
TOTALS	RPI 1-25	RPI 26-50	W-L RECORDS	RPI 51-100	RPI 101-150	RPI 150+				
12- 19	0- 10	0- 4	OVERALL	5- 2	5- 1	2- 2				
8- 8	0- 4	0- 1	HOME	4- 1	2- 1	2- 1				
2- 9	0- 5	0- 3	AWAY	1- 1	1- 0	0- 0				
2- 2	0- 1	0- 0	NEUTRAL	0- 0	2- 0	0- 1				
6- 7	0- 2	0- 2	NON-CONFERENCE	2- 1	2- 0	2- 2				
4- 4	0- 1	0- 1	HOME	1- 1	1- 0	2- 1				
1- 2	0- 1	0- 1	AWAY	1- 0	0- 0	0- 0				
1- 1	0- 0	0- 0	NEUTRAL	0- 0	1- 0	0- 1				
6- 12	0- 8	0- 2	CONFERENCE	3- 1	3- 1	0- 0				
4- 4	0- 3	0- 0	HOME	3- 0	1- 1	0- 0				
1- 7	0- 4	0- 2	AWAY	0- 1	1- 0	0- 0				
1- 1	0- 1	0- 0	NEUTRAL	0- 0	1- 0	0- 0				

RPI 1-25				RPI 26-50				RPI 51-100				RPI 101+			
RPI	S	Opponent	Score	RPI	S	Opponent	Score	RPI	S	Opponent	Score	RPI	S	Opponent	Score
1	A	Notre Dame	66 103	27	H	Central Mich.	61 74	66	H	Georgia Tech	53 45	106	H	Charlotte	65 61
3	A	Louisville	43 91	36	A	North Carolina	53 70	73	A	Virginia Tech	45 63	112	N	South Fla.	74 67
3	H	Louisville	49 71	41	A	Michigan St.	66 91	73	H	Virginia Tech	62 58	127	A	Pittsburgh	74 57
8	H	Mississippi St.	44 72	50	A	Clemson	65 71	78	H	American	57 54	132	H	Boston College	79 77
9	H	NC State	38 66					79	H	Duke	53 47	132	N	Boston College	77 61
10	A	Syracuse	68 72					83	H	Radford	44 57	150	H	Wake Forest	42 52
10	N	Syracuse	57 67					99	A	Old Dominion	73 67	156	N	Alabama	52 64
18	A	Miami (FL)	59 72									182	H	Saint Louis	65 67
21	H	Florida St.	61 63									197	H	N.C. A&T	67 57
22	A	Kentucky	51 63									314	H	Coppin St.	55 41
LAST 12 Division I GAMES:															
132	N	Boston College	77 61	36	A	North Carolina	53 70	79	H	Duke	53 47				
10	N	Syracuse	57 67	73	H	Boston College	79 77	18	A	Miami (FL)	59 72				
1	A	Notre Dame	66 103	66	H	Georgia Tech	53 45	10	A	Syracuse	68 72				
73	A	Virginia Tech	45 63	3	H	Louisville	49 71	150	H	Wake Forest	42 52				

Non-Div I Games:

Virginia

■ Loss,
■ Non-Conf, S Site,
■ Home
■ Away
N Neutral

Virginia Tech

Through Games Of March 12, 2019

Average RPI Win:	159	WON-LOST	WINNING	LAST 10	STRENGTH OF	OPP. STRENGTH	TEAM	ADJ.	CONF.	ADJ CONF.
Average RPI Loss:	33	RECORD	PCT. RANK	GAMES	SCHEDULE	OF SCHEDULE	RPI	RPI	RPI	RPI
DIV. I ONLY	20- 11	95	1- 0	85	15	73	73	1	1	
DIV. I NON-CONF.	13- 0	1	0- 0	243	138	31	31	1	1	
TOTALS	RPI 1-25	RPI 26-50	W-L RECORDS	RPI 51-100	RPI 101-150	RPI 150+				
20- 11	1- 6	1- 3	OVERALL	5- 2	5- 0	8- 0				
11- 5	1- 4	1- 1	HOME	2- 0	1- 0	6- 0				
4- 5	0- 2	0- 1	AWAY	1- 2	2- 0	1- 0				
5- 1	0- 0	0- 1	NEUTRAL	2- 0	2- 0	1- 0				
13- 0	0- 0	1- 0	NON-CONFERENCE	3- 0	1- 0	8- 0				
8- 0	0- 0	1- 0	HOME	1- 0	0- 0	6- 0				
1- 0	0- 0	0- 0	AWAY	0- 0	0- 0	1- 0				
4- 0	0- 0	0- 0	NEUTRAL	2- 0	1- 0	1- 0				
7- 11	1- 6	0- 3	CONFERENCE	2- 2	4- 0	0- 0				
3- 5	1- 4	0- 1	HOME	1- 0	1- 0	0- 0				
3- 5	0- 2	0- 1	AWAY	1- 2	2- 0	0- 0				
1- 1	0- 0	0- 1	NEUTRAL	0- 0	1- 0	0- 0				

RPI 1-25				RPI 26-50				RPI 51-100 Team's RPI: 73				RPI 101+			
RPI	S	Opponent	Score	RPI	S	Opponent	Score	RPI	S	Opponent	Score	RPI	S	Opponent	Score
1	H	Notre Dame	51 80	29	H	Rutgers	67 51	55	N	Villanova	61 59	117	N	Dayton	69 57
3	H	Louisville	63 72	36	H	North Carolina	69 81	66	A	Georgia Tech	68 76	127	A	Pittsburgh	74 58
9	A	NC State	61 70	50	A	Clemson	66 73	79	A	Duke	64 57	132	A	Boston College	95 86
10	H	Syracuse	73 75	50	N	Clemson	79 80	83	H	Radford	55 44	150	H	Wake Forest	69 57
18	A	Miami (FL)	61 68					96	A	Virginia	58 62	150	N	Wake Forest	85 63
18	H	Miami (FL)	73 65					96	H	Virginia	63 45	169	H	Chattanooga	74 59
21	H	Florida St.	54 56					100	N	Ohio St.	81 73	187	A	Liberty	72 61
LAST 12 Division I GAMES:															
150	N	Wake Forest	85 63	66	A	Georgia Tech	68 76								
50	N	Clemson	79 80	79	A	Duke	64 57								
150	H	Wake Forest	69 57	3	H	Louisville	63 72								
96	H	Virginia	63 45	132	A	Boston College	95 86								
50	A	Clemson	66 73	127	A	Pittsburgh	74 58								
18	H	Miami (FL)	73 65	21	H	Florida St.	54 56								

Non-Div I Games:

Virginia Tech

■ Loss,
 ■ Non-Conf,
 ■ S Site,
 ■ H Home
 ■ A Away
 N Neutral

Average RPI Win:	317	WON-LOST	WINNING	LAST 10	STRENGTH OF	OPP. STRENGTH	TEAM	ADJ.	CONF.	ADJ CONF.
Average RPI Loss:	219	RECORD	PCT. RANK	GAMES	SCHEDULE	OF SCHEDULE	RPI	RPI	RPI	RPI
DIV. I ONLY	9- 20	268	0- 1	328	349	318	318	30	30	
DIV. I NON-CONF.	1- 9	326	0- 0	309	337	343	343	31	31	
TOTALS	RPI 1-25	RPI 26-50	W-L RECORDS	RPI 51-100	RPI 101-150	RPI 150+				
9- 20	0- 0	0- 0	OVERALL	0- 1	0- 3	9- 16				
5- 7	0- 0	0- 0	HOME	0- 0	0- 1	5- 6				
4- 12	0- 0	0- 0	AWAY	0- 1	0- 2	4- 9				
0- 1	0- 0	0- 0	NEUTRAL	0- 0	0- 0	0- 1				
1- 9	0- 0	0- 0	NON-CONFERENCE	0- 1	0- 3	1- 5				
0- 3	0- 0	0- 0	HOME	0- 0	0- 1	0- 2				
1- 5	0- 0	0- 0	AWAY	0- 1	0- 2	1- 2				
0- 1	0- 0	0- 0	NEUTRAL	0- 0	0- 0	0- 1				
8- 11	0- 0	0- 0	CONFERENCE	0- 0	0- 0	8- 11				
5- 4	0- 0	0- 0	HOME	0- 0	0- 0	5- 4				
3- 7	0- 0	0- 0	AWAY	0- 0	0- 0	3- 7				
0- 0	0- 0	0- 0	NEUTRAL	0- 0	0- 0	0- 0				

RPI 1-25			RPI 26-50			RPI 51-100				RPI 101+				Team's RPI: 318			
RPI	S	Opponent	Score	RPI	S	Opponent	Score	RPI	S	Opponent	Score	RPI	S	Opponent	Score		
								86	A	Fordham	59	80	137	H	Yale	41	74
													138	A	Stony Brook	45	70
													142	A	Seton Hall	40	95
													178	A	Robert Morris	46	69
													178	H	Robert Morris	57	77
													181	A	Sacred Heart	64	72
													181	A	Sacred Heart	51	68
													181	H	Sacred Heart	68	80
													208	A	Saint Francis (PA)	70	107
													208	H	Saint Francis (PA)	58	67
													223	A	Mt. St. Mary's	66	81
													223	H	Mt. St. Mary's	92	76
													247	A	St. Francis Brooklyn	61	76
													247	H	St. Francis Brooklyn	87	85
													275	N	Siena	71	74
													278	A	Vermont	54	56
													291	H	Army West Point	46	61
													293	A	Bryant	73	76
													293	H	Bryant	69	84
													317	H	Lafayette	43	66
LAST 12 Division I GAMES:																	
				181	A	Sacred Heart	51	68					344	A	Fairleigh Dickinson	60	44
				275	N	Siena	71	74					223	A	Mt. St. Mary's	66	81
				293	A	Bryant	73	76					328	H	Central Conn. St.	70	62
				208	H	Saint Francis (PA)	58	67					247	H	St. Francis Brooklyn	87	85
				178	H	Robert Morris	57	77					351	A	LIU Brooklyn	66	62
				293	H	Bryant	69	84					351	H	LIU Brooklyn	72	62
													328	A	Central Conn. St.	75	63
													328	H	Central Conn. St.	70	62
													338	A	Longwood	86	60
													344	A	Fairleigh Dickinson	60	44
													344	H	Fairleigh Dickinson	71	59
													347	A	Saint Peter's	57	69

Non-Div I Games: Staten Island 86 59

Wagner

Loss, Non-Conf, S Site, H Home A Away N Neutral

W
a
g
n
e
r

Wagner
RPI S Opponent Score

Through Games Of March 12, 2019

RPI	S	Opponent	Score	
351	A	LIU Brooklyn	66	62
351	H	LIU Brooklyn	72	62

W
a
g
n
e
r

Wagner

Wake Forest

Through Games Of March 12, 2019

Average RPI Win:	165	WON-LOST	WINNING	LAST 10	STRENGTH OF	OPP. STRENGTH	TEAM	ADJ.	CONF.	ADJ CONF.
Average RPI Loss:	67	RECORD	PCT. RANK	GAMES	SCHEDULE	OF SCHEDULE	RPI	RPI	RPI	RPI
DIV. I ONLY	10- 20	262	0- 1	20	52	150	150	1	1	
DIV. I NON-CONF.	9- 4	85	0- 0	61	282	79	79	1	1	
TOTALS	RPI 1-25	RPI 26-50	W-L RECORDS	RPI 51-100	RPI 101-150	RPI 150+				
10- 20	0- 7	1- 3	OVERALL	1- 6	4- 2	4- 2				
7- 10	0- 3	1- 2	HOME	0- 2	3- 2	3- 1				
2- 9	0- 4	0- 1	AWAY	1- 3	1- 0	0- 1				
1- 1	0- 0	0- 0	NEUTRAL	0- 1	0- 0	1- 0				
9- 4	0- 0	1- 1	NON-CONFERENCE	0- 1	4- 0	4- 2				
7- 2	0- 0	1- 1	HOME	0- 0	3- 0	3- 1				
1- 2	0- 0	0- 0	AWAY	0- 1	1- 0	0- 1				
1- 0	0- 0	0- 0	NEUTRAL	0- 0	0- 0	1- 0				
1- 16	0- 7	0- 2	CONFERENCE	1- 5	0- 2	0- 0				
0- 8	0- 3	0- 1	HOME	0- 2	0- 2	0- 0				
1- 7	0- 4	0- 1	AWAY	1- 2	0- 0	0- 0				
0- 1	0- 0	0- 0	NEUTRAL	0- 1	0- 0	0- 0				

RPI	S	Opponent	Score	RPI	S	Opponent	Score	RPI	S	Opponent	Score	RPI	S	Opponent	Score	Team's RPI: 150
1	A	Notre Dame	48 78	28	H	James Madison	50 49	66	H	Georgia Tech	46 60	106	A	Charlotte	69 43	
3	H	Louisville	49 73	36	A	North Carolina	61 84	73	A	Virginia Tech	57 69	114	H	St. John's (NY)	64 59	
9	A	NC State	46 80	46	H	Indiana	73 87	73	N	Virginia Tech	63 85	125	H	Towson	60 53	
9	H	NC State	50 59	50	H	Clemson	53 69	79	A	Duke	52 66	127	H	Pittsburgh	64 70	
10	A	Syracuse	57 77					79	H	Duke	44 55	130	H	Mercer	69 54	
18	H	Miami (FL)	57 72					91	A	VCU	40 53	132	H	Boston College	64 65	
21	A	Florida St.	61 85					96	A	Virginia	52 42	191	A	East Carolina	61 70	
												207	H	UMES	78 67	
												217	H	Xavier	50 62	
												273	H	Richmond	62 48	
												276	H	Norfolk St.	63 61	
												297	N	South Carolina St.	58 44	
LAST 12 Division I GAMES:																
73	N	Virginia Tech	63 85	66	H	Georgia Tech	46 60									
73	A	Virginia Tech	57 69	50	H	Clemson	53 69									
127	H	Pittsburgh	64 70	21	A	Florida St.	61 85									
79	H	Duke	44 55	9	H	NC State	50 59									
9	A	NC State	46 80	96	A	Virginia	52 42									
10	A	Syracuse	57 77	79	A	Duke	52 66									

Non-Div I Games:

Wake Forest

■ Loss,
 ■ Non-Conf,
 ■ S Site,
 ■ H Home
 ■ A Away
 N Neutral

Average RPI Win:	171	WON-LOST	WINNING	LAST 10	STRENGTH OF	OPP. STRENGTH	TEAM	ADJ.	CONF.	ADJ CONF.
Average RPI Loss:	56	RECORD	PCT. RANK	GAMES	SCHEDULE	OF SCHEDULE	RPI	RPI	RPI	RPI
DIV. I ONLY	11- 21	261	1- 0	16	53	134	134	2	2	
DIV. I NON-CONF.	7- 5	132	0- 0	75	176	120	120	2	2	
TOTALS	RPI 1-25	RPI 26-50	W-L RECORDS	RPI 51-100	RPI 101-150	RPI 150+				
11- 21	1- 8	0- 5	OVERALL	3- 5	0- 0	7- 3				
6- 9	0- 4	0- 2	HOME	1- 2	0- 0	5- 1				
2- 9	0- 3	0- 2	AWAY	0- 2	0- 0	2- 2				
3- 3	1- 1	0- 1	NEUTRAL	2- 1	0- 0	0- 0				
7- 5	0- 1	0- 2	NON-CONFERENCE	2- 1	0- 0	5- 1				
5- 2	0- 1	0- 1	HOME	1- 0	0- 0	4- 0				
1- 1	0- 0	0- 0	AWAY	0- 0	0- 0	1- 1				
1- 2	0- 0	0- 1	NEUTRAL	1- 1	0- 0	0- 0				
4- 16	1- 7	0- 3	CONFERENCE	1- 4	0- 0	2- 2				
1- 7	0- 3	0- 1	HOME	0- 2	0- 0	1- 1				
1- 8	0- 3	0- 2	AWAY	0- 2	0- 0	1- 1				
2- 1	1- 1	0- 0	NEUTRAL	1- 0	0- 0	0- 0				

RPI	S	Opponent	Score	RPI	S	Opponent	Score	RPI	S	Opponent	Score	RPI	S	Opponent	Score	Team's RPI: 134
4	A	Stanford	54 91	33	A	UCLA	60 76	52	A	Southern California	57 82	160	A	Washington St.	61 94	
4	H	Stanford	53 72	40	A	California	70 79	79	N	Duke	71 64	160	H	Washington St.	76 79	
4	N	Stanford	61 72	40	H	California	65 71	82	H	Arizona	59 69	167	A	Tulane	51 63	
5	A	Oregon	71 84	42	H	Boise St.	69 73	86	N	Fordham	57 65	175	A	Colorado	60 46	
5	H	Oregon	57 76	45	N	Michigan	73 80	92	A	Utah	56 88	175	H	Colorado	68 58	
8	H	Mississippi St.	56 103					92	H	Utah	43 58	185	H	Montana	69 54	
24	A	Oregon St.	67 78					92	N	Utah	64 54	221	H	Northern Ariz.	81 59	
24	H	Oregon St.	39 86					100	H	Ohio St.	69 59	227	H	George Mason	81 52	
24	N	Oregon St.	68 67									261	H	Cal St. Fullerton	83 74	
												337	A	Seattle U	69 58	
LAST 12 Division I GAMES:																
92	N	Utah	64 54	4	H	Stanford	53 72									
24	N	Oregon St.	68 67	40	H	California	65 71									
4	N	Stanford	61 72	175	A	Colorado	60 46									
42	H	Boise St.	69 73	92	A	Utah	56 88									
45	N	Michigan	73 80	160	A	Washington St.	61 94									
86	N	Fordham	57 65	82	H	Arizona	59 69									

Non-Div I Games:

Washington

■ Loss,
 ■ Non-Conf,
 S Site,
 ■ Home
 ■ Away
 N Neutral

Average RPI Win:	153	WON-LOST	WINNING	LAST 10	STRENGTH OF	OPP. STRENGTH	TEAM	ADJ.	CONF.	ADJ CONF.
Average RPI Loss:	61	RECORD	PCT. RANK	GAMES	SCHEDULE	OF SCHEDULE	RPI	RPI	RPI	RPI
DIV. I ONLY	9- 21	272	0- 1	21	29	160	160	2	2	
DIV. I NON-CONF.	5- 6	177	0- 0	73	116	166	166	2	2	
TOTALS	RPI 1-25	RPI 26-50	W-L RECORDS	RPI 51-100	RPI 101-150	RPI 150+				
9- 21	0- 8	1- 5	OVERALL	2- 4	2- 1	4- 3				
6- 9	0- 4	1- 2	HOME	2- 2	1- 0	2- 1				
1- 10	0- 4	0- 2	AWAY	0- 2	1- 1	0- 1				
2- 2	0- 0	0- 1	NEUTRAL	0- 0	0- 0	2- 1				
5- 6	0- 1	1- 1	NON-CONFERENCE	1- 1	0- 1	3- 2				
3- 3	0- 0	1- 1	HOME	1- 1	0- 0	1- 1				
0- 2	0- 1	0- 0	AWAY	0- 0	0- 1	0- 0				
2- 1	0- 0	0- 0	NEUTRAL	0- 0	0- 0	2- 1				
4- 15	0- 7	0- 4	CONFERENCE	1- 3	2- 0	1- 1				
3- 6	0- 4	0- 1	HOME	1- 1	1- 0	1- 0				
1- 8	0- 3	0- 2	AWAY	0- 2	1- 0	0- 1				
0- 1	0- 0	0- 1	NEUTRAL	0- 0	0- 0	0- 0				

RPI	S	Opponent	Score	RPI	S	Opponent	Score	RPI	S	Opponent	Score	RPI	S	Opponent	Score	Team's RPI: 160
4	A	Stanford	64 85	33	A	UCLA	56 83	52	A	Southern California	73 81	134	A	Washington	79 76	
4	H	Stanford	42 67	40	A	California	63 77	82	H	Arizona	90 88	134	H	Washington	94 61	
5	A	Oregon	58 98	40	H	California	58 80	84	H	UC Davis	62 75	144	A	CSUN	52 65	
5	H	Oregon	64 79	40	N	California	58 77	92	A	Utah	67 75	154	N	Kansas	63 71	
13	A	Gonzaga	53 76	42	H	Boise St.	95 71	92	H	Utah	68 72	175	A	Colorado	61 72	
23	H	Arizona St.	46 61	49	H	Saint Mary's (CA)	64 70	94	H	Nebraska	87 84	175	H	Colorado	74 48	
24	A	Oregon St.	69 76									179	H	Utah St.	61 72	
24	H	Oregon St.	35 52									213	N	Jacksonville St.	64 51	
												250	H	San Francisco	91 61	
												256	N	Wichita St.	85 59	
LAST 12 Division I GAMES:																
		40 N California	58 77			175 A Colorado	61 72									
		256 N Wichita St.	85 59			134 H Washington	94 61									
		213 N Jacksonville St.	64 51			82 H Arizona	90 88									
		40 H California	58 80			23 H Arizona St.	46 61									
		4 H Stanford	42 67			52 A Southern California	73 81									
		92 A Utah	67 75			33 A UCLA	56 83									

Non-Div I Games:

Washington St.

■ Loss,
■ Non-Conf,
■ S Site,
■ H Home
■ A Away
N Neutral

Average RPI Win: 232	WON-LOST	WINNING	LAST 10	STRENGTH OF	OPP. STRENGTH	TEAM	ADJ.	CONF.	ADJ CONF.
Average RPI Loss: 170	RECORD	PCT. RANK	GAMES	SCHEDULE	OF SCHEDULE	RPI	RPI	RPI	RPI
DIV. I ONLY	5- 25	333	0- 1	251	181	313	313	16	16
DIV. I NON-CONF.	2- 7	288	0- 0	281	241	313	313	13	13
TOTALS	RPI 1-25	RPI 26-50	W-L RECORDS	RPI 51-100	RPI 101-150	RPI 150+			
5- 25	0- 0	0- 0	OVERALL	0- 5	1- 7	4- 13			
2- 11	0- 0	0- 0	HOME	0- 1	0- 4	2- 6			
3- 12	0- 0	0- 0	AWAY	0- 3	1- 3	2- 6			
0- 2	0- 0	0- 0	NEUTRAL	0- 1	0- 0	0- 1			
2- 7	0- 0	0- 0	NON-CONFERENCE	0- 3	0- 0	2- 4			
1- 2	0- 0	0- 0	HOME	0- 0	0- 0	1- 2			
1- 4	0- 0	0- 0	AWAY	0- 2	0- 0	1- 2			
0- 1	0- 0	0- 0	NEUTRAL	0- 1	0- 0	0- 0			
3- 18	0- 0	0- 0	CONFERENCE	0- 2	1- 7	2- 9			
1- 9	0- 0	0- 0	HOME	0- 1	0- 4	1- 4			
2- 8	0- 0	0- 0	AWAY	0- 1	1- 3	1- 4			
0- 1	0- 0	0- 0	NEUTRAL	0- 0	0- 0	0- 1			

RPI S	Opponent	Score	RPI S	Opponent	Score	RPI S	Opponent	Score	RPI S	Opponent	Score	Team's RPI: 313
						80	A Idaho	78 86	108	A Idaho St.	57 84	
						80	H Idaho	74 79	108	H Idaho St.	57 70	
						91	N VCU	36 64	121	A Northern Colo.	55 54	
						92	A Utah	56 77	121	H Northern Colo.	61 75	
						97	A Pepperdine	47 68	123	A Portland St.	38 65	
									123	H Portland St.	59 77	
									147	A Montana St.	59 72	
									147	H Montana St.	59 66	
									152	H UC Riverside	39 71	
									185	A Montana	56 64	
									185	H Montana	60 72	
									192	H Portland	73 89	
									195	A Eastern Wash.	70 66	
									195	H Eastern Wash.	58 64	
									195	N Eastern Wash.	74 81	
									221	A Northern Ariz.	64 74	
									221	H Northern Ariz.	64 75	
									264	A Sacramento St.	62 77	
									264	H Sacramento St.	69 78	
									267	H UTEP	68 63	
									269	A Southern Utah	79 84	
									269	H Southern Utah	67 66	
									289	A Utah Valley	59 65	
									302	A UTSA	59 66	
									308	A Incarnate Word	72 64	
LAST 12 Division I GAMES:												
			195	N Eastern Wash.	74 81		147	A Montana St.	59 72			
			195	A Eastern Wash.	70 66		185	A Montana	56 64			
			80	A Idaho	78 86		221	H Northern Ariz.	64 75			
			121	H Northern Colo.	61 75		269	H Southern Utah	67 66			
			108	A Idaho St.	57 84		264	A Sacramento St.	62 77			
			264	H Sacramento St.	69 78		123	A Portland St.	38 65			

Non-Div I Games: La Verne 105 43

Weber St.

■ Loss,
 ■ Non-Conf, S Site,
 ■ Home
 ■ Away
 N Neutral

West Virginia

Through Games Of March 12, 2019

Average RPI Win:	180	WON-LOST	WINNING	LAST 10	STRENGTH OF	OPP. STRENGTH	TEAM	ADJ.	CONF.	ADJ CONF.
Average RPI Loss:	36	RECORD	PCT. RANK	GAMES	SCHEDULE	OF SCHEDULE	RPI	RPI	RPI	RPI
DIV. I ONLY	20- 10	79	0- 1	114	22	81	81	3	3	
DIV. I NON-CONF.	9- 2	43	0- 0	335	138	182	182	3	3	
TOTALS	RPI 1-25	RPI 26-50	W-L RECORDS	RPI 51-100	RPI 101-150	RPI 150+				
20- 10	1- 4	2- 4	OVERALL	1- 1	6- 0	10- 1				
13- 4	1- 1	1- 2	HOME	1- 0	3- 0	7- 1				
6- 4	0- 2	1- 1	AWAY	0- 1	3- 0	2- 0				
1- 2	0- 1	0- 1	NEUTRAL	0- 0	0- 0	1- 0				
9- 2	0- 1	0- 1	NON-CONFERENCE	0- 0	2- 0	7- 0				
7- 1	0- 0	0- 1	HOME	0- 0	1- 0	6- 0				
1- 0	0- 0	0- 0	AWAY	0- 0	1- 0	0- 0				
1- 1	0- 1	0- 0	NEUTRAL	0- 0	0- 0	1- 0				
11- 8	1- 3	2- 3	CONFERENCE	1- 1	4- 0	3- 1				
6- 3	1- 1	1- 1	HOME	1- 0	2- 0	1- 1				
5- 4	0- 2	1- 1	AWAY	0- 1	2- 0	2- 0				
0- 1	0- 0	0- 1	NEUTRAL	0- 0	0- 0	0- 0				

RPI	S	Opponent	Score	RPI	S	Opponent	Score	RPI	S	Opponent	Score	RPI	S	Opponent	Score
2	A	Baylor	47 79	30	A	Texas	64 58	58	A	TCU	48 62	125	H	Towson	90 43
2	H	Baylor	57 63	30	H	Texas	58 70	58	H	TCU	79 65	127	A	Pittsburgh	77 43
7	N	Iowa	81 84	31	H	Missouri	51 68					141	A	Texas Tech	75 72
11	A	Iowa St.	61 77	32	A	Kansas St.	79 90					141	H	Texas Tech	68 65
11	H	Iowa St.	73 64	32	H	Kansas St.	60 30					143	A	Oklahoma St.	77 54
				32	N	Kansas St.	59 72					143	H	Oklahoma St.	67 58
												154	A	Kansas	75 61
												154	H	Kansas	71 50
												155	A	Oklahoma	66 55
												155	H	Oklahoma	69 80
												272	H	Niagara	84 32
												293	H	Bryant	94 48
												311	H	Morgan St.	72 37
												314	H	Coppin St.	78 37
												324	H	NJIT	95 50
												333	H	Eastern Ky.	78 29
												333	N	Eastern Ky.	81 39
LAST 12 Division I GAMES:															
				32	N	Kansas St.	59 72					143	A	Oklahoma St.	77 54
				333	N	Eastern Ky.	81 39					58	H	TCU	79 65
				2	H	Baylor	57 63					141	A	Texas Tech	75 72
				154	A	Kansas	75 61					11	A	Iowa St.	61 77
				32	A	Kansas St.	79 90					154	H	Kansas	71 50
				155	H	Oklahoma	69 80					30	A	Texas	64 58

Non-Div I Games:

West Virginia

■ Loss,
■ Non-Conf,
■ S Site,
■ H Home
■ A Away
N Neutral

Average RPI Win:	324	WON-LOST	WINNING	LAST 10	STRENGTH OF	OPP. STRENGTH	TEAM	ADJ.	CONF.	ADJ CONF.
Average RPI Loss:	206	RECORD	PCT. RANK	GAMES	SCHEDULE	OF SCHEDULE	RPI	RPI	RPI	RPI
DIV. I ONLY	2- 26	349	0- 1	250	316	342	342	28	28	
DIV. I NON-CONF.	2- 11	316	0- 0	169	345	303	303	24	24	
TOTALS	RPI 1-25	RPI 26-50	W-L RECORDS	RPI 51-100	RPI 101-150	RPI 150+				
2- 26	0- 1	0- 0	OVERALL	0- 1	0- 4	2- 20				
1- 11	0- 0	0- 0	HOME	0- 0	0- 1	1- 10				
1- 13	0- 1	0- 0	AWAY	0- 1	0- 2	1- 9				
0- 2	0- 0	0- 0	NEUTRAL	0- 0	0- 1	0- 1				
2- 11	0- 1	0- 0	NON-CONFERENCE	0- 1	0- 1	2- 8				
1- 4	0- 0	0- 0	HOME	0- 0	0- 0	1- 4				
1- 6	0- 1	0- 0	AWAY	0- 1	0- 1	1- 3				
0- 1	0- 0	0- 0	NEUTRAL	0- 0	0- 0	0- 1				
0- 15	0- 0	0- 0	CONFERENCE	0- 0	0- 3	0- 12				
0- 7	0- 0	0- 0	HOME	0- 0	0- 1	0- 6				
0- 7	0- 0	0- 0	AWAY	0- 0	0- 1	0- 6				
0- 1	0- 0	0- 0	NEUTRAL	0- 0	0- 1	0- 0				

RPI 1-25				RPI 26-50				RPI 51-100				RPI 101+ Team's RPI: 342			
RPI	S	Opponent	Score	RPI	S	Opponent	Score	RPI	S	Opponent	Score	RPI	S	Opponent	Score
22	A	Kentucky	39 99					66	A	Georgia Tech	49 84	130	A	Mercer	55 71
												130	H	Mercer	67 69
												130	N	Mercer	32 55
												148	A	Tennessee Tech	58 77
												169	A	Chattanooga	58 72
												169	H	Chattanooga	50 65
												173	A	Coastal Caro.	59 77
												180	A	UNC Asheville	49 74
												190	A	Furman	55 65
												190	H	Furman	28 53
												197	H	N.C. A&T	51 69
												200	N	North Ala.	66 89
												212	H	Campbell	37 63
												238	H	Gardner-Webb	52 62
												242	A	ETSU	80 88
												242	H	ETSU	41 72
												254	A	Wofford	65 91
												254	H	Wofford	55 63
												288	A	Samford	43 58
												288	H	Samford	42 75
												297	H	South Carolina St.	39 54
												305	A	Winthrop	65 57
												307	A	UNC Greensboro	59 71
												307	H	UNC Greensboro	42 66
												324	A	NJIT	71 79
												343	H	USC Upstate	68 64
LAST 12 Division I GAMES:															
				130	N	Mercer	32 55					254	H	Wofford	55 63
				169	H	Chattanooga	50 65					190	H	Furman	28 53
				242	H	ETSU	41 72					242	A	ETSU	80 88
				307	H	UNC Greensboro	42 66					169	A	Chattanooga	58 72
				130	A	Mercer	55 71					307	A	UNC Greensboro	59 71
				288	A	Samford	43 58					288	H	Samford	42 75

Non-Div I Games: North Greenville 71 44 Young Harris 63 54

Western Caro.

Loss, Non-Conf, S Site, H Home A Away N Neutral

Average RPI Win: 270	WON-LOST	WINNING	LAST 10	STRENGTH OF	OPP. STRENGTH	TEAM	ADJ.	CONF.	ADJ CONF.
Average RPI Loss: 132	RECORD	PCT. RANK	GAMES	SCHEDULE	OF SCHEDULE	RPI	RPI	RPI	RPI
DIV. I ONLY	10- 18	250	0- 1	162	220	240	240	19	19
DIV. I NON-CONF.	2- 9	297	0- 0	98	208	267	267	18	18
TOTALS	RPI 1-25	RPI 26-50	W-L RECORDS	RPI 51-100	RPI 101-150	RPI 150+			
10- 18	0- 1	0- 5	OVERALL	0- 2	0- 1	10- 9			
6- 5	0- 1	0- 3	HOME	0- 0	0- 0	6- 1			
3- 9	0- 0	0- 2	AWAY	0- 2	0- 0	3- 5			
1- 4	0- 0	0- 0	NEUTRAL	0- 0	0- 1	1- 3			
2- 9	0- 1	0- 1	NON-CONFERENCE	0- 2	0- 1	2- 4			
1- 2	0- 1	0- 1	HOME	0- 0	0- 0	1- 0			
0- 4	0- 0	0- 0	AWAY	0- 2	0- 0	0- 2			
1- 3	0- 0	0- 0	NEUTRAL	0- 0	0- 1	1- 2			
8- 9	0- 0	0- 4	CONFERENCE	0- 0	0- 0	8- 5			
5- 3	0- 0	0- 2	HOME	0- 0	0- 0	5- 1			
3- 5	0- 0	0- 2	AWAY	0- 0	0- 0	3- 3			
0- 1	0- 0	0- 0	NEUTRAL	0- 0	0- 0	0- 1			

RPI 1-25				RPI 26-50				RPI 51-100				RPI 101+ Team's RPI: 240			
RPI	S	Opponent	Score	RPI	S	Opponent	Score	RPI	S	Opponent	Score	RPI	S	Opponent	Score
16	H	Drake	71 98	26	A	South Dakota St.	62 100	74	A	Butler	51 92	124	N	Northern Ill.	61 86
				26	H	South Dakota St.	84 93	90	A	Purdue	60 81	151	A	Bradley	68 82
				31	H	Missouri	64 89					158	A	Oral Roberts	64 68
				38	A	South Dakota	49 92					158	H	Oral Roberts	85 92
				38	H	South Dakota	61 83					158	N	Oral Roberts	64 68
												165	A	Denver	85 94
												165	H	Denver	87 78
												190	N	Furman	85 78
												222	A	North Dakota	92 80
												222	H	North Dakota	111 90
												241	A	Southeast Mo. St.	71 81
												258	H	Austin Peay	77 72
												267	N	UTEP	72 84
												294	N	Eastern Ill.	62 64
												323	A	North Dakota St.	60 68
												323	H	North Dakota St.	82 70
												326	A	Omaha	79 67
												326	H	Omaha	78 70
												334	A	Purdue Fort Wayne	90 61
												334	H	Purdue Fort Wayne	73 59
LAST 12 Division I GAMES:															
				158	N	Oral Roberts	64 68	334	A	Purdue Fort Wayne	90 61				
				26	A	South Dakota St.	62 100	323	H	North Dakota St.	82 70				
				165	A	Denver	85 94	222	H	North Dakota	111 90				
				158	H	Oral Roberts	85 92	38	A	South Dakota	49 92				
				38	H	South Dakota	61 83	334	H	Purdue Fort Wayne	73 59				
				326	A	Omaha	79 67	326	H	Omaha	78 70				

Non-Div I Games: MacMurray 136 39 William Woods 81 73

Western Ill.

■ Loss,
 ■ Non-Conf,
 ■ S Site,
 ■ H Home
 ■ A Away
 N Neutral

Average RPI Win:	200	WON-LOST	WINNING	LAST 10	STRENGTH OF	OPP. STRENGTH	TEAM	ADJ.	CONF.	ADJ CONF.
Average RPI Loss:	79	RECORD	PCT. RANK	GAMES	SCHEDULE	OF SCHEDULE	RPI	RPI	RPI	RPI
DIV. I ONLY	15- 13	148	0- 1	59	83	104	104	14	14	
DIV. I NON-CONF.	4- 8	241	0- 1	26	3	129	129	17	17	
TOTALS	RPI 1-25	RPI 26-50	W-L RECORDS	RPI 51-100	RPI 101-150	RPI 150+				
15- 13	0- 5	0- 2	OVERALL	3- 1	2- 1	10- 4				
7- 6	0- 2	0- 1	HOME	2- 0	2- 0	3- 3				
7- 5	0- 1	0- 1	AWAY	1- 1	0- 1	6- 1				
1- 2	0- 2	0- 0	NEUTRAL	0- 0	0- 0	1- 0				
4- 8	0- 5	0- 1	NON-CONFERENCE	1- 0	1- 0	2- 2				
2- 3	0- 2	0- 0	HOME	0- 0	1- 0	1- 1				
1- 3	0- 1	0- 1	AWAY	1- 0	0- 0	0- 1				
1- 2	0- 2	0- 0	NEUTRAL	0- 0	0- 0	1- 0				
11- 5	0- 0	0- 1	CONFERENCE	2- 1	1- 1	8- 2				
5- 3	0- 0	0- 1	HOME	2- 0	1- 0	2- 2				
6- 2	0- 0	0- 0	AWAY	0- 1	0- 1	6- 0				
0- 0	0- 0	0- 0	NEUTRAL	0- 0	0- 0	0- 0				

RPI 1-25				RPI 26-50				RPI 51-100				RPI 101+ Team's RPI: 104			
RPI	S	Opponent	Score	RPI	S	Opponent	Score	RPI	S	Opponent	Score	RPI	S	Opponent	Score
1	A	Notre Dame	53 94	27	A	Central Mich.	90 108	68	A	Middle Tenn.	69 81	102	A	UAB	63 70
3	H	Louisville	80 102	35	H	Rice	46 68	68	H	Middle Tenn.	67 56	106	H	Charlotte	76 58
7	H	Iowa	67 104					72	A	Little Rock	68 56	149	H	Southern Ill.	83 76
13	N	Gonzaga	55 76					99	H	Old Dominion	75 60	155	A	Oklahoma	83 90
24	N	Oregon St.	60 74									167	H	Louisiana Tech	81 76
												183	H	Southern Miss.	56 69
												188	A	North Texas	71 66
												188	H	North Texas	67 76
												203	A	Marshall	69 66
												203	H	Marshall	85 55
												215	H	Ball St.	83 86
												242	N	ETSU	82 68
												267	A	UTEP	64 61
												302	A	UTSA	81 62
												306	A	Fla. Atlantic	81 50
												311	H	Morgan St.	90 43
												321	A	FIU	94 82
LAST 12 Division I GAMES:															
13	N	Gonzaga	55 76	68	A	Middle Tenn.	69 81								
242	N	ETSU	82 68	188	H	North Texas	67 76								
68	H	Middle Tenn.	67 56	35	H	Rice	46 68								
188	A	North Texas	71 66	267	A	UTEP	64 61								
203	A	Marshall	69 66	302	A	UTSA	81 62								
102	A	UAB	63 70	167	H	Louisiana Tech	81 76								

Non-Div I Games: Union (TN) 77 65 Bellarmine 95 57

Western Ky.

Loss, Non-Conf, S Site, H Home A Away N Neutral

Average RPI Win:	277	WON-LOST	WINNING	LAST 10	STRENGTH OF	OPP. STRENGTH	TEAM	ADJ.	CONF.	ADJ CONF.
Average RPI Loss:	113	RECORD	PCT. RANK	GAMES	SCHEDULE	OF SCHEDULE	RPI	RPI	RPI	RPI
DIV. I ONLY	9- 20	268	0- 1	232	113	262	262	8	8	
DIV. I NON-CONF.	5- 5	162	0- 0	350	286	330	330	9	9	
TOTALS	RPI 1-25	RPI 26-50	W-L RECORDS	RPI 51-100	RPI 101-150	RPI 150+				
9- 20	0- 0	0- 6	OVERALL	0- 4	0- 4	9- 6				
4- 10	0- 0	0- 4	HOME	0- 2	0- 2	4- 2				
4- 9	0- 0	0- 2	AWAY	0- 2	0- 2	4- 3				
1- 1	0- 0	0- 0	NEUTRAL	0- 0	0- 0	1- 1				
5- 5	0- 0	0- 1	NON-CONFERENCE	0- 0	0- 1	5- 3				
2- 3	0- 0	0- 1	HOME	0- 0	0- 1	2- 1				
2- 1	0- 0	0- 0	AWAY	0- 0	0- 0	2- 1				
1- 1	0- 0	0- 0	NEUTRAL	0- 0	0- 0	1- 1				
4- 15	0- 0	0- 5	CONFERENCE	0- 4	0- 3	4- 3				
2- 7	0- 0	0- 3	HOME	0- 2	0- 1	2- 1				
2- 8	0- 0	0- 2	AWAY	0- 2	0- 2	2- 2				
0- 0	0- 0	0- 0	NEUTRAL	0- 0	0- 0	0- 0				

RPI S	Opponent	Score	RPI S	Opponent	Score	RPI S	Opponent	Score	RPI S	Opponent	Score	Team's RPI: 262
			27 A	Central Mich.	57 88	75 A	Toledo	63 73	124 A	Northern Ill.	69 70	
			27 H	Central Mich.	53 87	75 H	Toledo	57 80	124 A	Northern Ill.	64 77	
			34 A	Ohio	56 70	77 A	Kent St.	51 55	124 H	Northern Ill.	71 74	
			37 H	Buffalo	59 61	77 H	Kent St.	52 56	133 H	New Mexico St.	54 66	
			45 H	Michigan	42 79				163 A	Akron	62 69	
			47 H	Miami (OH)	62 81				163 H	Akron	59 72	
									194 A	Eastern Mich.	61 64	
									194 H	Eastern Mich.	71 68	
									211 A	Bowling Green	84 82	
									215 A	Ball St.	65 62	
									215 H	Ball St.	72 54	
									222 N	North Dakota	50 62	
									237 A	Ole Miss	66 69	
									253 H	Loyola Chicago	53 64	
									306 A	Fla. Atlantic	69 59	
									333 H	Eastern Ky.	64 53	
									334 H	Purdue Fort Wayne	69 61	
									336 A	Detroit Mercy	54 44	
									346 N	Florida A&M	69 50	
LAST 12 Division I GAMES:												
124 A	Northern Ill.	69 70	77 H	Kent St.	52 56							
124 H	Northern Ill.	71 74	34 A	Ohio	56 70							
27 A	Central Mich.	57 88	27 H	Central Mich.	53 87							
215 H	Ball St.	72 54	163 A	Akron	62 69							
75 A	Toledo	63 73	77 A	Kent St.	51 55							
194 H	Eastern Mich.	71 68	47 H	Miami (OH)	62 81							

Non-Div I Games: Saginaw Valley 75 51

Western Mich.

■ Loss,
■ Non-Conf,
■ S Site,
■ H Home
■ A Away
N Neutral

Average RPI Win:	218	WON-LOST	WINNING	LAST 10	STRENGTH OF	OPP. STRENGTH	TEAM	ADJ.	CONF.	ADJ CONF.
Average RPI Loss:	129	RECORD	PCT. RANK	GAMES	SCHEDULE	OF SCHEDULE	RPI	RPI	RPI	RPI
DIV. I ONLY	12- 18	226	0- 1	222	104	256	256	9	9	
DIV. I NON-CONF.	7- 6	153	0- 0	242	218	251	251	8	8	
TOTALS	RPI 1-25	RPI 26-50	W-L RECORDS	RPI 51-100	RPI 101-150	RPI 150+				
12- 18	0- 2	0- 1	OVERALL	1- 2	0- 5	11- 8				
10- 8	0- 2	0- 0	HOME	1- 1	0- 3	9- 2				
2- 6	0- 0	0- 0	AWAY	0- 1	0- 1	2- 4				
0- 4	0- 0	0- 1	NEUTRAL	0- 0	0- 1	0- 2				
7- 6	0- 0	0- 1	NON-CONFERENCE	1- 1	0- 3	6- 1				
7- 3	0- 0	0- 0	HOME	1- 1	0- 2	6- 0				
0- 0	0- 0	0- 0	AWAY	0- 0	0- 0	0- 0				
0- 3	0- 0	0- 1	NEUTRAL	0- 0	0- 1	0- 1				
5- 12	0- 2	0- 0	CONFERENCE	0- 1	0- 2	5- 7				
3- 5	0- 2	0- 0	HOME	0- 0	0- 1	3- 2				
2- 6	0- 0	0- 0	AWAY	0- 1	0- 1	2- 4				
0- 1	0- 0	0- 0	NEUTRAL	0- 0	0- 0	0- 1				

RPI 1-25				RPI 26-50				RPI 51-100				RPI 101+ Team's RPI: 256			
RPI	S	Opponent	Score	RPI	S	Opponent	Score	RPI	S	Opponent	Score	RPI	S	Opponent	Score
6	H	UConn	47 84	38	N	South Dakota	64 73	71	H	Missouri St.	63 60	109	H	Houston	58 66
15	H	UCF	49 57					76	A	Cincinnati	54 82	112	A	South Fla.	46 55
								93	H	Creighton	71 83	115	N	Northwestern	43 65
												143	H	Oklahoma St.	47 60
												148	H	Tennessee Tech	45 55
												159	A	Tulsa	49 63
												159	H	Tulsa	71 49
												159	N	Tulsa	50 61
												160	N	Washington St.	59 85
												166	A	Temple	52 68
												166	H	Temple	40 65
												167	A	Tulane	62 44
												167	H	Louisiana Tech	70 56
												172	H	Sam Houston St.	63 55
												191	A	East Carolina	56 78
												191	H	East Carolina	57 47
												201	H	Grambling	70 61
												230	A	Memphis	57 48
												230	H	Memphis	50 71
												232	A	SMU	50 78
												232	H	SMU	53 42
												332	H	Houston Baptist	68 50
												345	H	Savannah St.	66 50
												348	H	Ark.-Pine Bluff	76 39
LAST 12 Division I GAMES:															
159	N	Tulsa	50 61	15	H	UCF	49 57	232	H	SMU	53 42				
160	N	Washington St.	59 85	76	A	Cincinnati	54 82	230	A	Memphis	57 48				
159	H	Tulsa	71 49	166	H	Temple	40 65	191	H	East Carolina	57 47				
166	A	Temple	52 68												
6	H	UConn	47 84												
112	A	South Fla.	46 55												

Non-Div I Games:

Wichita St.

■ Loss,
■ Non-Conf,
■ S Site,
■ H Home
■ A Away
N Neutral

William & Mary

Through Games Of March 12, 2019

Average RPI Win:	213	WON-LOST	WINNING	LAST 10	STRENGTH OF	OPP. STRENGTH	TEAM	ADJ.	CONF.	ADJ CONF.
Average RPI Loss:	123	RECORD	PCT. RANK	GAMES	SCHEDULE	OF SCHEDULE	RPI	RPI	RPI	RPI
DIV. I ONLY	14- 15	183	1- 0	125	159	161	161	10	10	
DIV. I NON-CONF.	7- 4	108	0- 0	160	309	109	109	10	10	
TOTALS	RPI 1-25	RPI 26-50	W-L RECORDS	RPI 51-100	RPI 101-150	RPI 150+				
14- 15	0- 0	0- 2	OVERALL	1- 3	2- 7	11- 3				
7- 7	0- 0	0- 1	HOME	0- 2	1- 3	6- 1				
7- 8	0- 0	0- 1	AWAY	1- 1	1- 4	5- 2				
0- 0	0- 0	0- 0	NEUTRAL	0- 0	0- 0	0- 0				
7- 4	0- 0	0- 0	NON-CONFERENCE	0- 2	0- 1	7- 1				
4- 1	0- 0	0- 0	HOME	0- 1	0- 0	4- 0				
3- 3	0- 0	0- 0	AWAY	0- 1	0- 1	3- 1				
0- 0	0- 0	0- 0	NEUTRAL	0- 0	0- 0	0- 0				
7- 11	0- 0	0- 2	CONFERENCE	1- 1	2- 6	4- 2				
3- 6	0- 0	0- 1	HOME	0- 1	1- 3	2- 1				
4- 5	0- 0	0- 1	AWAY	1- 0	1- 3	2- 1				
0- 0	0- 0	0- 0	NEUTRAL	0- 0	0- 0	0- 0				

RPI 1-25				RPI 26-50				RPI 51-100				RPI 101+				Team's RPI: 161	
RPI	S	Opponent	Score	RPI	S	Opponent	Score	RPI	S	Opponent	Score	RPI	S	Opponent	Score		
				28	A	James Madison	48 65	64	A	Drexel	77 72	101	A	Northeastern	74 88		
				28	H	James Madison	65 78	64	H	Drexel	58 62	101	H	Northeastern	71 75		
								91	H	VCU	55 72	103	A	Hartford	45 50		
								99	A	Old Dominion	69 83	113	A	UNCW	58 66		
												113	H	UNCW	70 64		
												125	A	Towson	80 69		
												125	H	Towson	75 82		
												128	A	Delaware	52 68		
												128	H	Delaware	59 70		
												153	A	Davidson	65 76		
												191	H	East Carolina	63 43		
												219	H	George Washington	73 59		
												224	A	Elon	64 59		
												224	H	Elon	65 60		
												225	H	Howard	88 75		
												248	A	Hofstra	60 55		
												248	H	Hofstra	83 72		
												266	A	Loyola Maryland	65 49		
												273	H	Richmond	65 55		
												276	A	Norfolk St.	55 44		
												282	A	Fairfield	60 54		
												295	A	Col. of Charleston	77 79		
												295	H	Col. of Charleston	54 66		
LAST 12 Division I GAMES:																	
				248	H	Hofstra	83 72	224	A	Elon	64 59						
				101	H	Northeastern	71 75	113	A	UNCW	58 66						
				128	A	Delaware	52 68	295	A	Col. of Charleston	77 79						
				64	A	Drexel	77 72	64	H	Drexel	58 62						
				28	H	James Madison	65 78	128	H	Delaware	59 70						
				125	H	Towson	75 82	125	A	Towson	80 69						

Non-Div I Games:

William & Mary

Loss, Non-Conf, S Site, H Home A Away N Neutral

Winthrop

Through Games Of March 12, 2019

Average RPI Win:	287	WON-LOST	WINNING	LAST 10	STRENGTH OF	OPP. STRENGTH	TEAM	ADJ.	CONF.	ADJ CONF.
Average RPI Loss:	208	RECORD	PCT. RANK	GAMES	SCHEDULE	OF SCHEDULE	RPI	RPI	RPI	RPI
DIV. I ONLY	10- 19	258	0- 1	329	313	305	305	27	27	
DIV. I NON-CONF.	4- 6	212	0- 0	324	316	281	281	29	29	
TOTALS	RPI 1-25	RPI 26-50	W-L RECORDS	RPI 51-100	RPI 101-150	RPI 150+				
10- 19	0- 0	0- 1	OVERALL	0- 3	0- 1	10- 14				
5- 8	0- 0	0- 0	HOME	0- 1	0- 0	5- 7				
5- 11	0- 0	0- 1	AWAY	0- 2	0- 1	5- 7				
0- 0	0- 0	0- 0	NEUTRAL	0- 0	0- 0	0- 0				
4- 6	0- 0	0- 1	NON-CONFERENCE	0- 0	0- 1	4- 4				
2- 1	0- 0	0- 0	HOME	0- 0	0- 0	2- 1				
2- 5	0- 0	0- 1	AWAY	0- 0	0- 1	2- 3				
0- 0	0- 0	0- 0	NEUTRAL	0- 0	0- 0	0- 0				
6- 13	0- 0	0- 0	CONFERENCE	0- 3	0- 0	6- 10				
3- 7	0- 0	0- 0	HOME	0- 1	0- 0	3- 6				
3- 6	0- 0	0- 0	AWAY	0- 2	0- 0	3- 4				
0- 0	0- 0	0- 0	NEUTRAL	0- 0	0- 0	0- 0				

RPI S	Opponent	Score	RPI S	Opponent	Score	RPI S	Opponent	Score	RPI S	Opponent	Score	Team's RPI: 305
28	A James Madison	39 56	83	A Radford	49 70	111	A Georgia	39 85				
			83	H Radford	57 79	180	A UNC Asheville	36 70				
			95	A High Point	54 56	180	H UNC Asheville	43 55				
						184	A Wisconsin	41 76				
						193	A Hampton	63 88				
						193	H Hampton	63 84				
						212	A Campbell	59 46				
						212	H Campbell	67 76				
						224	H Elon	58 57				
						238	A Gardner-Webb	64 62				
						238	H Gardner-Webb	52 65				
						254	A Wofford	53 70				
						285	A Ga. Southern	55 64				
						292	A Charleston So.	57 67				
						292	H Charleston So.	57 52				
						295	A Col. of Charleston	71 64				
						297	A South Carolina St.	58 50				
						320	A Presbyterian	62 54				
						320	H Presbyterian	52 64				
						320	H Presbyterian	55 52				
						335	H N.C. Central	66 41				
						338	H Longwood	77 69				
						342	H Western Caro.	57 65				
						343	A USC Upstate	49 58				
						343	H USC Upstate	50 76				
LAST 12 Division I GAMES:												
320	H Presbyterian	52 64	180	H UNC Asheville	43 55							
193	A Hampton	63 88	238	H Gardner-Webb	52 65							
292	A Charleston So.	57 67	320	A Presbyterian	62 54							
212	H Campbell	67 76	180	A UNC Asheville	36 70							
343	A USC Upstate	49 58	95	A High Point	54 56							
83	H Radford	57 79	320	H Presbyterian	55 52							

Non-Div I Games: Newberry

63 67

Winthrop

■ Loss,
 ■ Non-Conf,
 ■ S Site,
 ■ H Home
 ■ A Away
 N Neutral

Average RPI Win:	198	WON-LOST	WINNING	LAST 10	STRENGTH OF	OPP. STRENGTH	TEAM	ADJ.	CONF.	ADJ CONF.
Average RPI Loss:	83	RECORD	PCT. RANK	GAMES	SCHEDULE	OF SCHEDULE	RPI	RPI	RPI	RPI
DIV. I ONLY	15- 18	203	1- 0	161	72	184	184	4	4	
DIV. I NON-CONF.	9- 3	62	0- 0	313	215	172	172	6	6	
TOTALS	RPI 1-25	RPI 26-50	W-L RECORDS	RPI 51-100	RPI 101-150	RPI 150+				
15- 18	0- 2	1- 5	OVERALL	3- 5	3- 5	8- 1				
10- 6	0- 0	1- 2	HOME	2- 2	1- 2	6- 0				
1- 10	0- 2	0- 2	AWAY	0- 2	0- 3	1- 1				
4- 2	0- 0	0- 1	NEUTRAL	1- 1	2- 0	1- 0				
9- 3	0- 0	0- 0	NON-CONFERENCE	0- 3	2- 0	7- 0				
6- 1	0- 0	0- 0	HOME	0- 1	1- 0	5- 0				
1- 1	0- 0	0- 0	AWAY	0- 1	0- 0	1- 0				
2- 1	0- 0	0- 0	NEUTRAL	0- 1	1- 0	1- 0				
6- 15	0- 2	1- 5	CONFERENCE	3- 2	1- 5	1- 1				
4- 5	0- 0	1- 2	HOME	2- 1	0- 2	1- 0				
0- 9	0- 2	0- 2	AWAY	0- 1	0- 3	0- 1				
2- 1	0- 0	0- 1	NEUTRAL	1- 0	1- 0	0- 0				

RPI	S	Opponent	Score	RPI	S	Opponent	Score	RPI	S	Opponent	Score	RPI	S	Opponent	Score	Team's RPI: 184
7	A	Iowa	53 71	29	A	Rutgers	53 73	65	N	Arkansas	68 69	107	A	Minnesota	56 74	
14	A	Maryland	57 75	41	H	Michigan St.	79 62	67	A	Green Bay	46 55	107	H	Minnesota	50 78	
				45	A	Michigan	49 59	79	H	Duke	53 60	115	A	Northwestern	46 72	
				45	H	Michigan	70 76	90	H	Purdue	76 69	127	N	Pittsburgh	57 42	
				45	N	Michigan	65 73	94	H	Nebraska	70 69	131	H	IUPUI	65 64	
				46	H	Indiana	68 75	100	A	Ohio St.	68 70	146	A	Penn St.	64 71	
								100	H	Ohio St.	50 61	146	H	Penn St.	59 65	
								100	N	Ohio St.	73 63	146	N	Penn St.	65 57	
												198	A	Milwaukee	68 57	
												203	H	Marshall	67 49	
												226	A	Illinois	68 78	
												226	H	Illinois	75 67	
												303	N	Tennessee St.	58 53	
												305	H	Winthrop	76 41	
												323	H	North Dakota St.	64 53	
												330	H	Evansville	96 60	
												349	H	Chicago St.	85 38	
LAST 12 Division I GAMES:																
				146	N	Penn St.	65 57	226	H	Illinois	75 67					
				100	N	Ohio St.	73 63	100	A	Ohio St.	68 70					
				45	N	Michigan	65 73	41	H	Michigan St.	79 62					
				45	A	Michigan	49 59	226	A	Illinois	68 78					
				100	H	Ohio St.	50 61	45	H	Michigan	70 76					
				29	A	Rutgers	53 73	14	A	Maryland	57 75					

Non-Div I Games:

Wisconsin

■ Loss,
 ■ Non-Conf,
 ■ S Site,
 ■ H Home
 ■ A Away
 N Neutral

Wofford

Through Games Of March 12, 2019

Average RPI Win:	276	WON-LOST	WINNING	LAST 10	STRENGTH OF	OPP. STRENGTH	TEAM	ADJ.	CONF.	ADJ CONF.
Average RPI Loss:	185	RECORD	PCT. RANK	GAMES	SCHEDULE	OF SCHEDULE	RPI	RPI	RPI	RPI
DIV. I ONLY	13- 15	198	1- 0	337	251	254	254	28	28	
DIV. I NON-CONF.	5- 7	206	0- 0	322	250	249	249	24	24	
TOTALS	RPI 1-25	RPI 26-50	W-L RECORDS	RPI 51-100	RPI 101-150	RPI 150+				
13- 15	0- 0	0- 1	OVERALL	0- 1	0- 5	13- 8				
9- 1	0- 0	0- 0	HOME	0- 0	0- 1	9- 0				
3- 13	0- 0	0- 1	AWAY	0- 1	0- 3	3- 8				
1- 1	0- 0	0- 0	NEUTRAL	0- 0	0- 1	1- 0				
5- 7	0- 0	0- 1	NON-CONFERENCE	0- 1	0- 2	5- 3				
3- 0	0- 0	0- 0	HOME	0- 0	0- 0	3- 0				
2- 7	0- 0	0- 1	AWAY	0- 1	0- 2	2- 3				
0- 0	0- 0	0- 0	NEUTRAL	0- 0	0- 0	0- 0				
8- 8	0- 0	0- 0	CONFERENCE	0- 0	0- 3	8- 5				
6- 1	0- 0	0- 0	HOME	0- 0	0- 1	6- 0				
1- 6	0- 0	0- 0	AWAY	0- 0	0- 1	1- 5				
1- 1	0- 0	0- 0	NEUTRAL	0- 0	0- 1	1- 0				

RPI S	Opponent	Score	RPI S	Opponent	Score	RPI S	Opponent	Score	RPI S	Opponent	Score	Team's RPI: 254
50	A Clemson	77 85	66	A Georgia Tech	40 81	106	A Charlotte	63 85				
						130	A Mercer	59 65				
						130	H Mercer	79 81				
						130	N Mercer	51 69				
						135	A Appalachian St.	70 94				
						169	A Chattanooga	82 89				
						169	H Chattanooga	64 60				
						180	A UNC Asheville	46 60				
						190	A Furman	50 63				
						190	H Furman	84 75				
						238	H Gardner-Webb	59 53				
						242	A ETSU	79 92				
						242	H ETSU	77 74				
						242	N ETSU	75 66				
						285	A Ga. Southern	81 65				
						288	A Samford	62 79				
						288	H Samford	71 62				
						295	H Col. of Charleston	78 58				
						305	H Winthrop	70 53				
						307	A UNC Greensboro	61 77				
						307	H UNC Greensboro	93 66				
						320	A Presbyterian	50 61				
						335	A N.C. Central	59 66				
						338	A Longwood	101 72				
						342	A Western Caro.	63 55				
						342	H Western Caro.	91 65				
LAST 12 Division I GAMES:												
242	N	ETSU	75	66	242	H	ETSU	77	74			
130	N	Mercer	51	69	342	A	Western Caro.	63	55			
130	A	Mercer	59	65	307	A	UNC Greensboro	61	77			
288	A	Samford	62	79	288	H	Samford	71	62			
190	H	Furman	84	75	130	H	Mercer	79	81			
169	H	Chattanooga	64	60	190	A	Furman	50	63			

Non-Div I Games: Warren Wilson 107 30 Southern Wesleyan 110 47 Brevard 106 52

Wofford

Loss, Non-Conf, S Site, H Home A Away N Neutral

Average RPI Win: 214	WON-LOST	WINNING	LAST 10	STRENGTH OF	OPP. STRENGTH	TEAM	ADJ.	CONF.	ADJ CONF.
Average RPI Loss: 110	RECORD	PCT. RANK	GAMES	SCHEDULE	OF SCHEDULE	RPI	RPI	RPI	RPI
DIV. I ONLY	26- 6	21	1- 0	210	200	59	59	21	21
DIV. I NON-CONF.	7- 4	108	0- 0	77	156	54	54	19	19
TOTALS	RPI 1-25	RPI 26-50	W-L RECORDS	RPI 51-100	RPI 101-150	RPI 150+			
26- 6	0- 0	0- 2	OVERALL	4- 1	5- 2	17- 1			
11- 1	0- 0	0- 1	HOME	2- 0	2- 0	7- 0			
9- 5	0- 0	0- 1	AWAY	0- 1	1- 2	8- 1			
6- 0	0- 0	0- 0	NEUTRAL	2- 0	2- 0	2- 0			
7- 4	0- 0	0- 2	NON-CONFERENCE	2- 0	1- 1	4- 1			
1- 1	0- 0	0- 1	HOME	1- 0	0- 0	0- 0			
2- 3	0- 0	0- 1	AWAY	0- 0	0- 1	2- 1			
4- 0	0- 0	0- 0	NEUTRAL	1- 0	1- 0	2- 0			
19- 2	0- 0	0- 0	CONFERENCE	2- 1	4- 1	13- 0			
10- 0	0- 0	0- 0	HOME	1- 0	2- 0	7- 0			
7- 2	0- 0	0- 0	AWAY	0- 1	1- 1	6- 0			
2- 0	0- 0	0- 0	NEUTRAL	1- 0	1- 0	0- 0			

RPI S	Opponent	Score	RPI S	Opponent	Score	RPI S	Opponent	Score	RPI S	Opponent	Score
41	A Michigan St.	68 84	64	N Drexel	71 63	106	A Charlotte	85 88			
44	H Belmont	63 79	67	A Green Bay	37 56	119	N Marist	76 60			
			67	H Green Bay	85 67	122	A Youngstown St.	68 83			
			67	N Green Bay	55 52	122	H Youngstown St.	70 65			
			77	H Kent St.	61 55	131	A IUPUI	78 75			
						131	H IUPUI	66 59			
						131	N IUPUI	60 51			
						198	A Milwaukee	73 69			
						198	H Milwaukee	61 57			
						202	A UNLV	68 52			
						209	N Stetson	57 44			
						244	A Northern Ky.	61 55			
						244	H Northern Ky.	78 56			
						248	N Hofstra	93 64			
						263	A Manhattan	60 44			
						277	A CSU Bakersfield	74 76			
						280	A Cleveland St.	70 65			
						280	H Cleveland St.	78 52			
						309	A Oakland	73 64			
						309	H Oakland	69 58			
						309	H Oakland	83 60			
						336	A Detroit Mercy	76 73			
						336	H Detroit Mercy	78 59			
						339	A UIC	79 46			
						339	H UIC	72 47			
LAST 12 Division I GAMES:											
309	H Oakland	83 60	280	H Cleveland St.	78 52						
131	N IUPUI	60 51	244	H Northern Ky.	78 56						
67	N Green Bay	55 52	67	A Green Bay	37 56						
309	A Oakland	73 64	198	A Milwaukee	73 69						
336	A Detroit Mercy	76 73	131	H IUPUI	66 59						
122	H Youngstown St.	70 65	339	H UIC	72 47						

Non-Div I Games: Kentucky St. 83 53

Wright St.

Wyoming

Through Games Of March 12, 2019

Average RPI Win:	196	WON-LOST	WINNING	LAST 10	STRENGTH OF	OPP. STRENGTH	TEAM	ADJ.	CONF.	ADJ CONF.
Average RPI Loss:	85	RECORD	PCT. RANK	GAMES	SCHEDULE	OF SCHEDULE	RPI	RPI	RPI	RPI
DIV. I ONLY	20- 7	52	2- 0	118	127	56	56	15	15	
DIV. I NON-CONF.	5- 2	82	0- 0	25	66	22	22	12	12	
TOTALS	RPI 1-25	RPI 26-50	W-L RECORDS	RPI 51-100	RPI 101-150	RPI 150+				
20- 7	0- 0	2- 2	OVERALL	1- 3	2- 1	15- 1				
11- 2	0- 0	2- 0	HOME	1- 1	1- 1	7- 0				
6- 5	0- 0	0- 2	AWAY	0- 2	1- 0	5- 1				
3- 0	0- 0	0- 0	NEUTRAL	0- 0	0- 0	3- 0				
5- 2	0- 0	1- 1	NON-CONFERENCE	1- 1	1- 0	2- 0				
4- 0	0- 0	1- 0	HOME	1- 0	1- 0	1- 0				
0- 2	0- 0	0- 1	AWAY	0- 1	0- 0	0- 0				
1- 0	0- 0	0- 0	NEUTRAL	0- 0	0- 0	1- 0				
15- 5	0- 0	1- 1	CONFERENCE	0- 2	1- 1	13- 1				
7- 2	0- 0	1- 0	HOME	0- 1	0- 1	6- 0				
6- 3	0- 0	0- 1	AWAY	0- 1	1- 0	5- 1				
2- 0	0- 0	0- 0	NEUTRAL	0- 0	0- 0	2- 0				

RPI 1-25			RPI 26-50			RPI 51-100			Team's RPI: 56			RPI 101+			
RPI	S	Opponent	Score	RPI	S	Opponent	Score	RPI	S	Opponent	Score	RPI	S	Opponent	Score
				26	H	South Dakota St.	77 70	54	A	New Mexico	50 57	118	A	Fresno St.	63 56
				42	A	Boise St.	64 72	54	H	New Mexico	75 78	118	H	Fresno St.	64 66
				42	H	Boise St.	64 52	80	H	Idaho	64 61	147	H	Montana St.	66 58
				49	A	Saint Mary's (CA)	84 90	98	A	Pacific	64 70	165	H	Denver	78 74
												179	A	Utah St.	42 50
												179	H	Utah St.	53 35
												179	N	Utah St.	64 41
												188	N	North Texas	53 49
												202	A	UNLV	64 49
												202	H	UNLV	90 62
												204	H	San Diego St.	87 45
												204	N	San Diego St.	75 70
												245	A	Nevada	55 51
												279	A	Colorado St.	60 49
												279	H	Colorado St.	56 32
												296	A	Air Force	59 56
												296	H	Air Force	80 60
												299	A	San Jose St.	70 56
												299	H	San Jose St.	85 56
LAST 12 Division I GAMES:															
				179	N	Utah St.	64 41	279	H	Colorado St.	56 32				
				204	N	San Diego St.	75 70	202	A	UNLV	64 49				
				54	A	New Mexico	50 57	245	A	Nevada	55 51				
				299	H	San Jose St.	85 56	179	H	Utah St.	53 35				
				296	A	Air Force	59 56	279	A	Colorado St.	60 49				
				118	H	Fresno St.	64 66	296	H	Air Force	80 60				

Non-Div I Games: Chadron St. 80 33 UC-Colo. Springs 98 37

Wyoming

Loss, Non-Conf, S Site, H Home A Away N Neutral

Average RPI Win:	229	WON-LOST	WINNING	LAST 10	STRENGTH OF	OPP. STRENGTH	TEAM	ADJ.	CONF.	ADJ CONF.
Average RPI Loss:	75	RECORD	PCT. RANK	GAMES	SCHEDULE	OF SCHEDULE	RPI	RPI	RPI	RPI
DIV. I ONLY	11- 19	242	0- 1	115	80	217	217	6	6	
DIV. I NON-CONF.	9- 2	43	0- 0	287	300	138	138	4	4	
TOTALS	RPI 1-25	RPI 26-50	W-L RECORDS	RPI 51-100	RPI 101-150	RPI 150+				
11- 19	0- 4	0- 0	OVERALL	0- 9	4- 6	7- 0				
9- 9	0- 2	0- 0	HOME	0- 4	2- 3	7- 0				
2- 9	0- 2	0- 0	AWAY	0- 5	2- 2	0- 0				
0- 1	0- 0	0- 0	NEUTRAL	0- 0	0- 1	0- 0				
9- 2	0- 0	0- 0	NON-CONFERENCE	0- 1	2- 1	7- 0				
8- 1	0- 0	0- 0	HOME	0- 0	1- 1	7- 0				
1- 1	0- 0	0- 0	AWAY	0- 1	1- 0	0- 0				
0- 0	0- 0	0- 0	NEUTRAL	0- 0	0- 0	0- 0				
2- 17	0- 4	0- 0	CONFERENCE	0- 8	2- 5	0- 0				
1- 8	0- 2	0- 0	HOME	0- 4	1- 2	0- 0				
1- 8	0- 2	0- 0	AWAY	0- 4	1- 2	0- 0				
0- 1	0- 0	0- 0	NEUTRAL	0- 0	0- 1	0- 0				

RPI	S	Opponent	Score	RPI	S	Opponent	Score	RPI	S	Opponent	Score	RPI	S	Opponent	Score	Team's RPI: 217
12	A	Marquette	53 79					55	A	Villanova	71 75	107	H	Minnesota	53 78	
12	H	Marquette	44 90					55	H	Villanova	63 68	114	A	St. John's (NY)	41 70	
20	A	DePaul	48 81					69	A	Georgetown	61 68	114	H	St. John's (NY)	57 76	
20	H	DePaul	71 73					69	H	Georgetown	64 67	120	A	Providence	58 71	
								74	A	Butler	38 63	120	H	Providence	55 63	
								74	H	Butler	41 63	120	N	Providence	62 70	
								76	A	Cincinnati	61 79	142	A	Seton Hall	80 76	
								93	A	Creighton	62 66	142	H	Seton Hall	63 62	
								93	H	Creighton	52 53	148	H	Tennessee Tech	70 60	
												150	A	Wake Forest	62 50	
												200	H	North Ala.	94 81	
												211	H	Bowling Green	65 49	
												268	H	Alabama St.	87 58	
												282	H	New Orleans	61 45	
												282	H	Fairfield	48 35	
												340	H	Delaware St.	80 59	
												349	H	Chicago St.	91 57	
LAST 12 Division I GAMES:																
120	N	Providence	62 70	120	H	Providence	55 63									
69	H	Georgetown	64 67	74	A	Butler	38 63									
55	H	Villanova	63 68	114	A	St. John's (NY)	41 70									
12	A	Marquette	53 79	142	A	Seton Hall	80 76									
20	A	DePaul	48 81	20	H	DePaul	71 73									
93	H	Creighton	52 53	12	H	Marquette	44 90									

Non-Div I Games:

Xavier

■ Loss,
■ Non-Conf,
■ S Site,
■ H Home
■ A Away
N Neutral

Average RPI Win:	232	WON-LOST	WINNING	LAST 10	STRENGTH OF	OPP. STRENGTH	TEAM	ADJ.	CONF.	ADJ CONF.
Average RPI Loss:	126	RECORD	PCT. RANK	GAMES	SCHEDULE	OF SCHEDULE	RPI	RPI	RPI	RPI
DIV. I ONLY	16- 13	143	1- 0	158	229	137	137	11	11	
DIV. I NON-CONF.	10- 5	91	1- 0	198	332	90	90	11	11	
TOTALS	RPI 1-25	RPI 26-50	W-L RECORDS	RPI 51-100	RPI 101-150	RPI 150+				
16- 13	0- 0	0- 0	OVERALL	2- 6	1- 3	13- 4				
7- 3	0- 0	0- 0	HOME	1- 2	0- 0	6- 1				
6- 10	0- 0	0- 0	AWAY	1- 4	1- 3	4- 3				
3- 0	0- 0	0- 0	NEUTRAL	0- 0	0- 0	3- 0				
10- 5	0- 0	0- 0	NON-CONFERENCE	0- 2	1- 3	9- 0				
3- 0	0- 0	0- 0	HOME	0- 0	0- 0	3- 0				
4- 5	0- 0	0- 0	AWAY	0- 2	1- 3	3- 0				
3- 0	0- 0	0- 0	NEUTRAL	0- 0	0- 0	3- 0				
6- 8	0- 0	0- 0	CONFERENCE	2- 4	0- 0	4- 4				
4- 3	0- 0	0- 0	HOME	1- 2	0- 0	3- 1				
2- 5	0- 0	0- 0	AWAY	1- 2	0- 0	1- 3				
0- 0	0- 0	0- 0	NEUTRAL	0- 0	0- 0	0- 0				

RPI 1-25			RPI 26-50			RPI 51-100				RPI 101+			Team's RPI: 137		
RPI	S	Opponent	Score	RPI	S	Opponent	Score	RPI	S	Opponent	Score	RPI	S	Opponent	Score
								51	A	Princeton	96 86	114	A	St. John's (NY)	52 56
								51	H	Princeton	68 80	120	A	Providence	42 59
								60	A	Penn	48 54	122	A	Youngstown St.	58 56
								60	H	Penn	56 65	124	A	Northern Ill.	80 89
								63	A	SFA	57 67	182	N	Saint Louis	58 52
								76	A	Cincinnati	52 66	196	A	Cornell	56 66
								88	A	Harvard	69 83	196	H	Cornell	41 43
								88	H	Harvard	65 62	197	N	N.C. A&T	59 49
												210	A	Dartmouth	54 56
												210	H	Dartmouth	64 49
												246	H	Colgate	80 61
												251	A	Columbia	67 54
												251	H	Columbia	69 61
												272	N	Niagara	67 64
												278	A	Vermont	58 55
												281	A	Brown	71 86
												281	H	Brown	84 72
												291	A	Army West Point	62 51
												318	A	Wagner	74 41
												328	H	Central Conn. St.	58 46
												347	H	Saint Peter's	72 56
LAST 12 Division I GAMES:															
197	N	N.C. A&T	59 49	196	A	Cornell	56 66								
63	A	SFA	57 67	88	A	Harvard	69 83								
272	N	Niagara	67 64	210	A	Dartmouth	54 56								
51	H	Princeton	68 80	196	H	Cornell	41 43								
60	H	Penn	56 65	251	H	Columbia	69 61								
251	A	Columbia	67 54	60	A	Penn	48 54								

Non-Div I Games:

Yale

■ Loss,
 ■ Non-Conf,
 ■ S Site,
 ■ H Home
 ■ A Away
 N Neutral

Average RPI Win:	232	WON-LOST	WINNING	LAST 10	STRENGTH OF	OPP. STRENGTH	TEAM	ADJ.	CONF.	ADJ CONF.
Average RPI Loss:	114	RECORD	PCT. RANK	GAMES	SCHEDULE	OF SCHEDULE	RPI	RPI	RPI	RPI
DIV. I ONLY	20- 9	68	1- 0	242	223	122	122	21	21	
DIV. I NON-CONF.	6- 3	91	0- 0	111	222	82	82	19	19	
TOTALS	RPI 1-25	RPI 26-50	W-L RECORDS	RPI 51-100	RPI 101-150	RPI 150+				
20- 9	0- 0	0- 1	OVERALL	2- 4	2- 2	16- 2				
14- 1	0- 0	0- 0	HOME	2- 0	1- 1	11- 0				
6- 7	0- 0	0- 1	AWAY	0- 3	1- 1	5- 2				
0- 1	0- 0	0- 0	NEUTRAL	0- 1	0- 0	0- 0				
6- 3	0- 0	0- 1	NON-CONFERENCE	0- 1	1- 1	5- 0				
4- 1	0- 0	0- 0	HOME	0- 0	0- 1	4- 0				
2- 2	0- 0	0- 1	AWAY	0- 1	1- 0	1- 0				
0- 0	0- 0	0- 0	NEUTRAL	0- 0	0- 0	0- 0				
14- 6	0- 0	0- 0	CONFERENCE	2- 3	1- 1	11- 2				
10- 0	0- 0	0- 0	HOME	2- 0	1- 0	7- 0				
4- 5	0- 0	0- 0	AWAY	0- 2	0- 1	4- 2				
0- 1	0- 0	0- 0	NEUTRAL	0- 1	0- 0	0- 0				

RPI 1-25				RPI 26-50				RPI 51-100				RPI 101+ Team's RPI: 122			
RPI	S	Opponent	Score	RPI	S	Opponent	Score	RPI	S	Opponent	Score	RPI	S	Opponent	Score
43	A	Bucknell	68 73	59	A	Wright St.	65 70	127	A	Pittsburgh	64 55				
				59	H	Wright St.	83 68	131	A	IUPUI	44 64				
				67	A	Green Bay	42 60	131	H	IUPUI	70 52				
				67	H	Green Bay	70 59	137	H	Yale	56 58				
				67	N	Green Bay	53 55	163	H	Akron	72 61				
				77	A	Kent St.	34 62	178	H	Robert Morris	69 59				
								198	A	Milwaukee	68 71				
								198	H	Milwaukee	67 47				
								198	H	Milwaukee	64 58				
								208	H	Saint Francis (PA)	80 56				
								244	A	Northern Ky.	62 65				
								244	H	Northern Ky.	77 66				
								253	H	Loyola Chicago	74 63				
								280	A	Cleveland St.	74 61				
								280	H	Cleveland St.	73 55				
								287	A	Canisius	62 36				
								309	A	Oakland	69 55				
								309	H	Oakland	76 61				
								336	A	Detroit Mercy	85 59				
								336	H	Detroit Mercy	91 45				
								339	A	UIC	83 59				
								339	H	UIC	81 29				
LAST 12 Division I GAMES:															
198	H	Milwaukee	64 58	67	H	Green Bay	70 59								
67	N	Green Bay	53 55	339	A	UIC	83 59								
280	A	Cleveland St.	74 61	131	A	IUPUI	44 64								
59	A	Wright St.	65 70	336	H	Detroit Mercy	91 45								
244	A	Northern Ky.	62 65	309	H	Oakland	76 61								
198	H	Milwaukee	67 47	280	H	Cleveland St.	73 55								

Non-Div I Games: Thiel 76 53 Carlow 90 31

Youngstown St.

Loss, Non-Conf, S Site, H Home A Away N Neutral