

Average RPI Win:	296	WON-LOST	WINNING	LAST 10	STRENGTH OF	OPP. STRENGTH	TEAM	ADJ.	CONF.	ADJ CONF.
Average RPI Loss:	167	RECORD	PCT. RANK	GAMES	SCHEDULE	OF SCHEDULE	RPI	RPI	RPI	RPI
DIV. I ONLY	11- 18	243	6- 4	232	317	266	266	27	27	
DIV. I NON-CONF.	1- 7	313	0- 0	42	318	273	273	27	27	
TOTALS	RPI 1-25	RPI 26-50	W-L RECORDS	RPI 51-100	RPI 101-150	RPI 150+				
11- 18	0- 1	0- 1	OVERALL	0- 3	0- 4	11- 9				
7- 5	0- 0	0- 1	HOME	0- 1	0- 2	7- 1				
2- 11	0- 1	0- 0	AWAY	0- 1	0- 2	2- 7				
2- 2	0- 0	0- 0	NEUTRAL	0- 1	0- 0	2- 1				
1- 7	0- 1	0- 1	NON-CONFERENCE	0- 0	0- 0	1- 5				
1- 2	0- 0	0- 1	HOME	0- 0	0- 0	1- 1				
0- 4	0- 1	0- 0	AWAY	0- 0	0- 0	0- 3				
0- 1	0- 0	0- 0	NEUTRAL	0- 0	0- 0	0- 1				
10- 11	0- 0	0- 0	CONFERENCE	0- 3	0- 4	10- 4				
6- 3	0- 0	0- 0	HOME	0- 1	0- 2	6- 0				
2- 7	0- 0	0- 0	AWAY	0- 1	0- 2	2- 4				
2- 1	0- 0	0- 0	NEUTRAL	0- 1	0- 0	2- 0				

RPI 1-25				RPI 26-50				RPI 51-100				RPI 101+ Team's RPI: 266			
RPI	S	Opponent	Score	RPI	S	Opponent	Score	RPI	S	Opponent	Score	RPI	S	Opponent	Score
22	A	Texas A&M	55 84	44	H	Toledo	60 76	82	H	Central Ark.	41 49	108	A	Abilene Christian	64 72
								82	N	Central Ark.	44 62	108	H	Abilene Christian	59 72
								89	A	SFA	56 64	135	A	Lamar University	49 65
												135	H	Lamar University	63 74
												157	A	Rice	36 70
												168	A	Texas St.	50 57
												169	H	Texas Southern	64 61
												200	N	UC Santa Barbara	60 66
												236	A	New Orleans	54 75
												236	N	New Orleans	88 77
												237	A	UTRGV	46 55
												237	H	UTRGV	65 68
												280	H	McNeese	77 66
												297	A	Nicholls St.	54 74
												297	H	Nicholls St.	65 60
												304	H	Northwestern St.	60 51
												304	N	Northwestern St.	57 46
												329	A	Southeastern La.	69 53
												329	H	Southeastern La.	77 61
												333	A	Incarnate Word	56 63
												333	H	Incarnate Word	68 65
												337	A	Houston Baptist	51 56
												337	H	Houston Baptist	68 51
												340	A	Sam Houston St.	63 37
LAST 12 Division I GAMES:															
				82	N	Central Ark.	44 62	108	A	Abilene Christian	64 72				
				236	N	New Orleans	88 77	135	H	Lamar University	63 74				
				304	N	Northwestern St.	57 46	333	A	Incarnate Word	56 63				
				333	H	Incarnate Word	68 65	329	A	Southeastern La.	69 53				
				337	H	Houston Baptist	68 51	337	A	Houston Baptist	51 56				
				280	H	McNeese	77 66	108	H	Abilene Christian	59 72				

Non-Div I Games: Schreiner 73 44 Okla. Panhandle 66 40 Montana Tech 83 50

A&M-Corpus Christi

Loss, Non-Conf, S Site, H Home A Away N Neutral

Average RPI Win:	259	WON-LOST	WINNING	LAST 10	STRENGTH OF	OPP. STRENGTH	TEAM	ADJ.	CONF.	ADJ CONF.
Average RPI Loss:	110	RECORD	PCT. RANK	GAMES	SCHEDULE	OF SCHEDULE	RPI	RPI	RPI	RPI
DIV. I ONLY	19- 8	67	9- 1	211	279	108	108	27	27	
DIV. I NON-CONF.	3- 6	230	0- 0	86	103	186	186	27	27	
TOTALS	RPI 1-25	RPI 26-50	W-L RECORDS	RPI 51-100	RPI 101-150	RPI 150+				
19- 8	0- 3	0- 0	OVERALL	2- 2	2- 0	15- 3				
10- 2	0- 0	0- 0	HOME	1- 1	2- 0	7- 1				
8- 6	0- 3	0- 0	AWAY	1- 1	0- 0	7- 2				
1- 0	0- 0	0- 0	NEUTRAL	0- 0	0- 0	1- 0				
3- 6	0- 3	0- 0	NON-CONFERENCE	0- 0	1- 0	2- 3				
2- 1	0- 0	0- 0	HOME	0- 0	1- 0	1- 1				
0- 5	0- 3	0- 0	AWAY	0- 0	0- 0	0- 2				
1- 0	0- 0	0- 0	NEUTRAL	0- 0	0- 0	1- 0				
16- 2	0- 0	0- 0	CONFERENCE	2- 2	1- 0	13- 0				
8- 1	0- 0	0- 0	HOME	1- 1	1- 0	6- 0				
8- 1	0- 0	0- 0	AWAY	1- 1	0- 0	7- 0				
0- 0	0- 0	0- 0	NEUTRAL	0- 0	0- 0	0- 0				

RPI 1-25				RPI 26-50				RPI 51-100				RPI 101+ Team's RPI: 108			
RPI	S	Opponent	Score	RPI	S	Opponent	Score	RPI	S	Opponent	Score	RPI	S	Opponent	Score
7	A	Baylor	34 79					82	A	Central Ark.	70 80	135	H	Lamar University	77 59
22	A	Texas A&M	45 71					82	H	Central Ark.	83 76	149	H	Omaha	73 66
25	A	Missouri	46 52					89	A	SFA	80 73	173	A	Wichita St.	62 81
								89	H	SFA	61 70	188	A	UTSA	68 71
												236	H	New Orleans	68 55
												237	H	UTRGV	70 54
												264	N	Murray St.	81 57
												266	A	A&M-Corpus Christi	72 59
												266	H	A&M-Corpus Christi	72 64
												280	H	McNeese	77 65
												292	H	UMKC	68 71
												297	A	Nicholls St.	89 73
												304	A	Northwestern St.	75 74
												304	H	Northwestern St.	79 57
												329	A	Southeastern La.	82 57
												333	A	Incarnate Word	75 66
												333	H	Incarnate Word	68 45
												337	A	Houston Baptist	89 60
												340	A	Sam Houston St.	72 39
												340	H	Sam Houston St.	78 56
LAST 12 Division I GAMES:															
337	A	Houston Baptist	89 60	304	H	Northwestern St.	79 57								
333	H	Incarnate Word	68 45	82	A	Central Ark.	70 80								
340	A	Sam Houston St.	72 39	340	H	Sam Houston St.	78 56								
266	H	A&M-Corpus Christi	72 64	266	A	A&M-Corpus Christi	72 59								
304	A	Northwestern St.	75 74	280	H	McNeese	77 65								
89	A	SFA	80 73	333	A	Incarnate Word	75 66								

Non-Div I Games: Harding 74 62 Sul Ross St. 106 58 Howard Payne 87 52

Abilene Christian

Loss, Non-Conf, S Site, H Home A Away N Neutral

Average RPI Win:	283	WON-LOST	WINNING	LAST 10	STRENGTH OF	OPP. STRENGTH	TEAM	ADJ.	CONF.	ADJ CONF.
Average RPI Loss:	164	RECORD	PCT. RANK	GAMES	SCHEDULE	OF SCHEDULE	RPI	RPI	RPI	RPI
DIV. I ONLY	4- 25	333	1- 9	205	204	322	322	13	13	
DIV. I NON-CONF.	2- 8	288	0- 0	297	306	328	328	15	15	
TOTALS	RPI 1-25	RPI 26-50	W-L RECORDS	RPI 51-100	RPI 101-150	RPI 150+				
4- 25	0- 0	0- 2	OVERALL	0- 3	0- 8	4- 12				
2- 12	0- 0	0- 1	HOME	0- 2	0- 5	2- 4				
2- 12	0- 0	0- 1	AWAY	0- 1	0- 3	2- 7				
0- 1	0- 0	0- 0	NEUTRAL	0- 0	0- 0	0- 1				
2- 8	0- 0	0- 0	NON-CONFERENCE	0- 0	0- 4	2- 4				
1- 4	0- 0	0- 0	HOME	0- 0	0- 3	1- 1				
1- 4	0- 0	0- 0	AWAY	0- 0	0- 1	1- 3				
0- 0	0- 0	0- 0	NEUTRAL	0- 0	0- 0	0- 0				
2- 17	0- 0	0- 2	CONFERENCE	0- 3	0- 4	2- 8				
1- 8	0- 0	0- 1	HOME	0- 2	0- 2	1- 3				
1- 8	0- 0	0- 1	AWAY	0- 1	0- 2	1- 4				
0- 1	0- 0	0- 0	NEUTRAL	0- 0	0- 0	0- 1				

RPI 1-25				RPI 26-50				RPI 51-100				RPI 101+				Team's RPI: 322	
RPI	S	Opponent	Score	RPI	S	Opponent	Score	RPI	S	Opponent	Score	RPI	S	Opponent	Score		
				47	A	Boise St.	48 72	55	H	Colorado St.	35 72	107	A	UNLV	38 52		
				47	H	Boise St.	59 69	99	A	Wyoming	41 73	107	H	UNLV	56 60		
								99	H	Wyoming	54 66	110	A	Colorado	68 95		
												115	H	Vanderbilt	49 75		
												122	H	Navy	46 64		
												129	H	Northern Colo.	44 71		
												146	A	Fresno St.	40 63		
												146	H	Fresno St.	56 72		
												152	A	New Mexico	64 81		
												161	A	Army West Point	47 75		
												189	A	Utah St.	62 65		
												189	H	Utah St.	64 61		
												189	N	Utah St.	40 46		
												203	A	San Jose St.	74 86		
												203	H	San Jose St.	67 83		
												239	H	Weber St.	61 76		
												270	A	San Diego St.	62 59		
												270	H	San Diego St.	51 64		
												284	A	Eastern Mich.	44 65		
												285	A	Nevada	58 65		
												285	H	Nevada	51 56		
												310	A	Denver	52 65		
												332	H	Utah Valley	64 53		
												339	A	Fairleigh Dickinson	56 48		
LAST 12 Division I GAMES:																	
				189	N	Utah St.	40 46	285	A	Nevada	58 65						
				47	A	Boise St.	48 72	47	H	Boise St.	59 69						
				270	H	San Diego St.	51 64	152	A	New Mexico	64 81						
				189	H	Utah St.	64 61	99	A	Wyoming	41 73						
				107	A	UNLV	38 52	146	H	Fresno St.	56 72						
				203	H	San Jose St.	67 83	270	A	San Diego St.	62 59						

Non-Div I Games:

Air Force

■ Loss,
 ■ Non-Conf,
 ■ S Site,
 ■ H Home
 ■ A Away
 N Neutral

Average RPI Win: 258	WON-LOST	WINNING	LAST 10	STRENGTH OF	OPP. STRENGTH	TEAM	ADJ.	CONF.	ADJ CONF.
Average RPI Loss: 121	RECORD	PCT. RANK	GAMES	SCHEDULE	OF SCHEDULE	RPI	RPI	RPI	RPI
DIV. I ONLY	7- 21	306	0- 10	129	144	235	235	10	10
DIV. I NON-CONF.	5- 4	143	0- 0	224	257	156	156	11	11
TOTALS	RPI 1-25	RPI 26-50	W-L RECORDS	RPI 51-100	RPI 101-150	RPI 150+			
7- 21	0- 1	0- 3	OVERALL	1- 8	0- 3	6- 6			
1- 10	0- 0	0- 1	HOME	0- 4	0- 2	1- 3			
6- 10	0- 0	0- 2	AWAY	1- 4	0- 1	5- 3			
0- 1	0- 1	0- 0	NEUTRAL	0- 0	0- 0	0- 0			
5- 4	0- 1	0- 0	NON-CONFERENCE	0- 2	0- 1	5- 0			
0- 2	0- 0	0- 0	HOME	0- 1	0- 1	0- 0			
5- 1	0- 0	0- 0	AWAY	0- 1	0- 0	5- 0			
0- 1	0- 1	0- 0	NEUTRAL	0- 0	0- 0	0- 0			
2- 17	0- 0	0- 3	CONFERENCE	1- 6	0- 2	1- 6			
1- 8	0- 0	0- 1	HOME	0- 3	0- 1	1- 3			
1- 9	0- 0	0- 2	AWAY	1- 3	0- 1	0- 3			
0- 0	0- 0	0- 0	NEUTRAL	0- 0	0- 0	0- 0			

RPI 1-25				RPI 26-50				RPI 51-100				RPI 101+				Team's RPI: 235
RPI	S	Opponent	Score	RPI	S	Opponent	Score	RPI	S	Opponent	Score	RPI	S	Opponent	Score	
21	N	Elon	62 65	43	A	Central Mich.	62 89	62	H	Bucknell	47 61	123	A	Ball St.	70 80	
				44	A	Toledo	37 65	72	A	Ohio	48 62	123	H	Ball St.	63 90	
				44	H	Toledo	57 61	72	H	Ohio	69 85	124	H	Duquesne	57 67	
								75	A	Northern Ill.	84 55	162	A	Western Mich.	60 73	
								87	A	Penn St.	71 84	162	H	Western Mich.	57 73	
								96	A	Kent St.	69 73	249	A	Miami (OH)	49 54	
								96	H	Kent St.	58 72	249	H	Miami (OH)	62 66	
								98	A	Buffalo	51 81	254	A	Canisius	73 64	
								98	H	Buffalo	55 81	256	A	Bowling Green	50 86	
												256	H	Bowling Green	58 62	
												260	A	Georgia St.	78 66	
												271	A	Eastern Ky.	63 57	
												284	H	Eastern Mich.	80 62	
												319	A	Youngstown St.	76 74	
												345	A	Winthrop	80 59	
LAST 12 Division I GAMES:																
				44	A	Toledo	37 65	44	H	Toledo	57 61					
				72	A	Ohio	48 62	96	H	Kent St.	58 72					
				98	H	Buffalo	55 81	249	A	Miami (OH)	49 54					
				96	A	Kent St.	69 73	256	A	Bowling Green	50 86					
				249	H	Miami (OH)	62 66	123	H	Ball St.	63 90					
				98	A	Buffalo	51 81	284	H	Eastern Mich.	80 62					

Non-Div I Games: Ohio Christian 69 52 Malone 63 52

Akron

■ Loss,
 ■ Non-Conf, S Site,
 ■ Home
 ■ Away
 N Neutral

Alabama

Through Games Of March 12, 2017

Average RPI Win:	191	WON-LOST	WINNING	LAST 10	STRENGTH OF	OPP. STRENGTH	TEAM	ADJ.	CONF.	ADJ CONF.
Average RPI Loss:	53	RECORD	PCT. RANK	GAMES	SCHEDULE	OF SCHEDULE	RPI	RPI	RPI	RPI
DIV. I ONLY	19- 13	115	4- 6	140	46	132	132	2	2	
DIV. I NON-CONF.	12- 1	7	0- 0	342	285	129	129	2	2	
TOTALS	RPI 1-25	RPI 26-50	W-L RECORDS	RPI 51-100	RPI 101-150	RPI 150+				
19- 13	3- 6	1- 2	OVERALL	1- 3	3- 1	11- 1				
12- 6	1- 3	0- 1	HOME	1- 1	1- 0	9- 1				
3- 6	1- 2	1- 1	AWAY	0- 2	1- 1	0- 0				
4- 1	1- 1	0- 0	NEUTRAL	0- 0	1- 0	2- 0				
12- 1	0- 0	0- 0	NON-CONFERENCE	1- 1	0- 0	11- 0				
10- 0	0- 0	0- 0	HOME	1- 0	0- 0	9- 0				
0- 1	0- 0	0- 0	AWAY	0- 1	0- 0	0- 0				
2- 0	0- 0	0- 0	NEUTRAL	0- 0	0- 0	2- 0				
7- 12	3- 6	1- 2	CONFERENCE	0- 2	3- 1	0- 1				
2- 6	1- 3	0- 1	HOME	0- 1	1- 0	0- 1				
3- 5	1- 2	1- 1	AWAY	0- 1	1- 1	0- 0				
2- 1	1- 1	0- 0	NEUTRAL	0- 0	1- 0	0- 0				

RPI	S	Opponent	Score	RPI	S	Opponent	Score	RPI	S	Opponent	Score	RPI	S	Opponent	Score	Team's RPI: 132
3	A	South Carolina	45 93	37	A	LSU	41 48	61	H	Georgia Tech	67 65	115	A	Vanderbilt	80 87	
5	H	Mississippi St.	54 67	45	A	Auburn	63 61	70	A	Georgetown	59 70	115	N	Vanderbilt	77 57	
14	H	Kentucky	54 71	45	H	Auburn	55 66	84	H	Florida	56 66	120	A	Ole Miss	65 57	
14	N	Kentucky	55 65					86	A	Georgia	65 71	120	H	Ole Miss	90 80	
19	H	Tennessee	65 57									174	H	Arkansas	50 68	
19	N	Tennessee	72 64									190	H	Kansas	71 65	
22	A	Texas A&M	48 69									236	H	New Orleans	78 57	
25	A	Missouri	59 58									248	H	Ga. Southern	66 48	
25	H	Missouri	56 65									260	H	Georgia St.	80 57	
												280	N	McNeese	84 63	
												299	H	Lipscomb	82 35	
												302	N	UTEP	78 60	
												307	H	Alcorn	93 43	
												313	H	Mississippi Val.	93 44	
												324	H	Florida A&M	81 46	
												349	H	Alabama A&M	97 29	
LAST 12 Division I GAMES:																
14	N	Kentucky	55 65	19	H	Tennessee	65 57									
19	N	Tennessee	72 64	84	H	Florida	56 66									
115	N	Vanderbilt	77 57	22	A	Texas A&M	48 69									
25	H	Missouri	56 65	37	A	LSU	41 48									
86	A	Georgia	65 71	45	H	Auburn	55 66									
45	A	Auburn	63 61	115	A	Vanderbilt	80 87									

Non-Div I Games:

Alabama

■ Loss,
 ■ Non-Conf, S Site,
 ■ Home
 ■ Away
 N Neutral

Alabama A&M

Through Games Of March 12, 2017

Average RPI Win:	0	WON-LOST	WINNING	LAST 10	STRENGTH OF	OPP. STRENGTH	TEAM	ADJ.	CONF.	ADJ CONF.
Average RPI Loss:	236	RECORD	PCT. RANK	GAMES	SCHEDULE	OF SCHEDULE	RPI	RPI	RPI	RPI
DIV. I ONLY	0- 25	348	0- 10	318	334	349	349	30	30	
DIV. I NON-CONF.	0- 7	335	0- 0	178	242	339	339	30	30	
TOTALS	RPI 1-25	RPI 26-50	W-L RECORDS	RPI 51-100	RPI 101-150	RPI 150+				
0- 25	0- 0	0- 1	OVERALL	0- 0	0- 2	0- 22				
0- 9	0- 0	0- 0	HOME	0- 0	0- 0	0- 9				
0- 16	0- 0	0- 0	AWAY	0- 0	0- 0	0- 8				
0- 0	0- 0	0- 0	NEUTRAL	0- 0	0- 0	0- 0				
0- 7	0- 0	0- 1	NON-CONFERENCE	0- 0	0- 2	0- 4				
0- 0	0- 0	0- 0	HOME	0- 0	0- 0	0- 0				
0- 7	0- 0	0- 1	AWAY	0- 0	0- 2	0- 4				
0- 0	0- 0	0- 0	NEUTRAL	0- 0	0- 0	0- 0				
0- 18	0- 0	0- 0	CONFERENCE	0- 0	0- 0	0- 18				
0- 9	0- 0	0- 0	HOME	0- 0	0- 0	0- 9				
0- 9	0- 0	0- 0	AWAY	0- 0	0- 0	0- 9				
0- 0	0- 0	0- 0	NEUTRAL	0- 0	0- 0	0- 0				

RPI 1-25				RPI 26-50				RPI 51-100				RPI 101+ Team's RPI: 349			
RPI	S	Opponent	Score	RPI	S	Opponent	Score	RPI	S	Opponent	Score	RPI	S	Opponent	Score
				35	A	Western Ky.	32 96					118	A	North Carolina	35 80
												132	A	Alabama	29 97
												169	A	Texas Southern	51 60
												169	H	Texas Southern	39 53
												201	A	Grambling	57 87
												201	H	Grambling	53 68
												209	A	Alabama St.	35 62
												209	H	Alabama St.	37 52
												225	A	Evansville	54 63
												228	A	Samford	37 61
												230	A	Southern U.	57 69
												230	H	Southern U.	54 66
												264	A	Murray St.	49 81
												267	A	Southeast Mo. St.	47 75
												268	A	Prairie View	47 71
												268	H	Prairie View	50 63
												287	A	Ark.-Pine Bluff	57 61
												287	H	Ark.-Pine Bluff	55 65
												307	A	Alcorn	42 71
												307	H	Alcorn	57 73
												313	A	Mississippi Val.	58 60
												313	H	Mississippi Val.	52 58
												334	A	Jackson St.	49 58
												334	H	Jackson St.	54 64
LAST 12 Division I GAMES:															
				201	A	Grambling	57 87					209	A	Alabama St.	35 62
				334	A	Jackson St.	49 58					287	H	Ark.-Pine Bluff	55 65
				169	H	Texas Southern	39 53					313	H	Mississippi Val.	52 58
				268	H	Prairie View	50 63					169	A	Texas Southern	51 60
				307	A	Alcorn	42 71					268	A	Prairie View	47 71
				230	A	Southern U.	57 69					307	H	Alcorn	57 73

Non-Div I Games: Oakwood 68 65 Concordia (AL) 61 58

Alabama A&M

Loss, Non-Conf, S Site, H Home A Away N Neutral

Average RPI Win:	293	WON-LOST	WINNING	LAST 10	STRENGTH OF	OPP. STRENGTH	TEAM	ADJ.	CONF.	ADJ CONF.
Average RPI Loss:	159	RECORD	PCT. RANK	GAMES	SCHEDULE	OF SCHEDULE	RPI	RPI	RPI	RPI
DIV. I ONLY	13- 16	205	6- 4	260	312	209	209	30	30	
DIV. I NON-CONF.	0- 9	335	0- 0	39	20	276	276	30	30	
TOTALS	RPI 1-25	RPI 26-50	W-L RECORDS	RPI 51-100	RPI 101-150	RPI 150+				
13- 16	0- 1	0- 2	OVERALL	0- 1	0- 3	13- 9				
7- 3	0- 0	0- 0	HOME	0- 0	0- 0	7- 3				
6- 12	0- 0	0- 0	AWAY	0- 0	0- 2	6- 3				
0- 1	0- 0	0- 0	NEUTRAL	0- 0	0- 0	0- 1				
0- 9	0- 1	0- 2	NON-CONFERENCE	0- 1	0- 3	0- 2				
0- 0	0- 0	0- 0	HOME	0- 0	0- 0	0- 0				
0- 9	0- 1	0- 2	AWAY	0- 1	0- 3	0- 2				
0- 0	0- 0	0- 0	NEUTRAL	0- 0	0- 0	0- 0				
13- 7	0- 0	0- 0	CONFERENCE	0- 0	0- 0	13- 7				
7- 3	0- 0	0- 0	HOME	0- 0	0- 0	7- 3				
6- 3	0- 0	0- 0	AWAY	0- 0	0- 0	6- 3				
0- 1	0- 0	0- 0	NEUTRAL	0- 0	0- 0	0- 1				

RPI 1-25				RPI 26-50				RPI 51-100				RPI 101+ Team's RPI: 209			
RPI	S	Opponent	Score	RPI	S	Opponent	Score	RPI	S	Opponent	Score	RPI	S	Opponent	Score
5	A	Mississippi St.	47 90	27	A	Ohio St.	61 118	61	A	Georgia Tech	48 70	102	A	Southern Miss.	43 70
				37	A	LSU	40 93					106	A	Troy	66 95
												118	A	North Carolina	54 84
												169	A	Texas Southern	48 52
												169	H	Texas Southern	50 55
												169	N	Texas Southern	54 68
												201	A	Grambling	83 76
												201	H	Grambling	45 60
												228	A	Samford	49 63
												230	A	Southern U.	53 59
												230	H	Southern U.	75 70
												268	A	Prairie View	75 61
												268	H	Prairie View	74 61
												287	A	Ark.-Pine Bluff	74 62
												287	H	Ark.-Pine Bluff	51 52
												287	H	Ark.-Pine Bluff	48 46
												293	A	Savannah St.	39 54
												307	A	Alcorn	62 56
												307	H	Alcorn	72 54
												313	A	Mississippi Val.	79 73
												313	H	Mississippi Val.	71 57
												334	A	Jackson St.	62 68
												334	H	Jackson St.	73 64
												349	A	Alabama A&M	52 37
												349	H	Alabama A&M	62 35
LAST 12 Division I GAMES:															
				169	N	Texas Southern	54 68			230	A	Southern U.	53 59		
				287	H	Ark.-Pine Bluff	48 46			307	A	Alcorn	62 56		
				334	A	Jackson St.	62 68			349	H	Alabama A&M	62 35		
				201	A	Grambling	83 76			313	H	Mississippi Val.	71 57		
				268	H	Prairie View	74 61			287	H	Ark.-Pine Bluff	51 52		
				169	H	Texas Southern	50 55			268	A	Prairie View	75 61		

Non-Div I Games: Mobile 84 45

Alabama St.

■ Loss,
 ■ Non-Conf,
 ■ S Site,
 ■ Home
 ■ A Away
 N Neutral

Average RPI Win: 220	WON-LOST	WINNING	LAST 10	STRENGTH OF	OPP. STRENGTH	TEAM	ADJ.	CONF.	ADJ CONF.
Average RPI Loss: 132	RECORD	PCT. RANK	GAMES	SCHEDULE	OF SCHEDULE	RPI	RPI	RPI	RPI
DIV. I ONLY	20- 11	97	9- 1	191	181	113	113	22	22
DIV. I NON-CONF.	5- 7	205	0- 0	154	110	177	177	22	22
TOTALS	RPI 1-25	RPI 26-50	W-L RECORDS	RPI 51-100	RPI 101-150	RPI 150+			
20- 11	0- 2	0- 0	OVERALL	1- 2	2- 3	17- 4			
12- 1	0- 0	0- 0	HOME	1- 0	2- 0	9- 1			
6- 9	0- 1	0- 0	AWAY	0- 2	0- 3	6- 3			
2- 1	0- 1	0- 0	NEUTRAL	0- 0	0- 0	2- 0			
5- 7	0- 2	0- 0	NON-CONFERENCE	0- 1	0- 2	5- 2			
4- 0	0- 0	0- 0	HOME	0- 0	0- 0	4- 0			
1- 6	0- 1	0- 0	AWAY	0- 1	0- 2	1- 2			
0- 1	0- 1	0- 0	NEUTRAL	0- 0	0- 0	0- 0			
15- 4	0- 0	0- 0	CONFERENCE	1- 1	2- 1	12- 2			
8- 1	0- 0	0- 0	HOME	1- 0	2- 0	5- 1			
5- 3	0- 0	0- 0	AWAY	0- 1	0- 1	5- 1			
2- 0	0- 0	0- 0	NEUTRAL	0- 0	0- 0	2- 0			

RPI 1-25				RPI 26-50				RPI 51-100				RPI 101+ Team's RPI: 113			
RPI	S	Opponent	Score	RPI	S	Opponent	Score	RPI	S	Opponent	Score	RPI	S	Opponent	Score
14	A	Kentucky	46 70					71	A	St. John's (NY)	36 54	119	A	Fordham	82 89
15	N	Miami (FL)	53 77					76	A	New Hampshire	58 71	128	A	Maine	71 84
								76	H	New Hampshire	64 55	128	H	Maine	64 60
												128	H	Maine	66 50
												133	A	Yale	53 64
												161	H	Army West Point	65 59
												165	H	Fairfield	59 45
												177	H	Siena	88 86
												184	A	Hartford	58 52
												184	H	Hartford	82 71
												184	N	Hartford	67 65
												211	A	Binghamton	67 61
												211	H	Binghamton	80 63
												212	A	UMBC	60 63
												212	H	UMBC	56 64
												220	A	Dartmouth	61 69
												227	H	Boston U.	69 54
												247	A	St. Bonaventure	59 67
												258	A	Stony Brook	75 57
												258	H	Stony Brook	64 54
												274	A	Vermont	67 52
												274	H	Vermont	64 53
												274	N	Vermont	65 45
												341	A	Wagner	75 50
												343	A	UMass Lowell	79 60
												343	H	UMass Lowell	93 69
LAST 12 Division I GAMES:															
				128	H	Maine	66 50					212	A	UMBC	60 63
				184	N	Hartford	67 65					211	H	Binghamton	80 63
				274	N	Vermont	65 45					76	H	New Hampshire	64 55
				184	A	Hartford	58 52					258	A	Stony Brook	75 57
				274	A	Vermont	67 52					343	A	UMass Lowell	79 60
				128	H	Maine	64 60					184	H	Hartford	82 71

Non-Div I Games: Post 85 61

Albany (NY)

■ Loss,
 ■ Non-Conf,
 ■ S Site,
 ■ Home
 ■ A Away
 N Neutral

Alcorn

Through Games Of March 12, 2017

Average RPI Win: 309	WON-LOST	WINNING	LAST 10	STRENGTH OF	OPP. STRENGTH	TEAM	ADJ.	CONF.	ADJ CONF.
Average RPI Loss: 186	RECORD	PCT. RANK	GAMES	SCHEDULE	OF SCHEDULE	RPI	RPI	RPI	RPI
DIV. I ONLY	9- 21	279	2- 8	290	326	307	307	30	30
DIV. I NON-CONF.	0- 11	335	0- 1	108	219	322	322	30	30
TOTALS	RPI 1-25	RPI 26-50	W-L RECORDS	RPI 51-100	RPI 101-150	RPI 150+			
9- 21	0- 0	0- 0	OVERALL	0- 2	0- 4	9- 15			
6- 5	0- 0	0- 0	HOME	0- 1	0- 0	6- 4			
3- 15	0- 0	0- 0	AWAY	0- 1	0- 1	3- 5			
0- 1	0- 0	0- 0	NEUTRAL	0- 0	0- 0	0- 1			
0- 11	0- 0	0- 0	NON-CONFERENCE	0- 2	0- 4	0- 5			
0- 2	0- 0	0- 0	HOME	0- 1	0- 0	0- 1			
0- 8	0- 0	0- 0	AWAY	0- 1	0- 4	0- 3			
0- 1	0- 0	0- 0	NEUTRAL	0- 0	0- 0	0- 1			
9- 10	0- 0	0- 0	CONFERENCE	0- 0	0- 0	9- 10			
6- 3	0- 0	0- 0	HOME	0- 0	0- 0	6- 3			
3- 7	0- 0	0- 0	AWAY	0- 0	0- 0	3- 7			
0- 0	0- 0	0- 0	NEUTRAL	0- 0	0- 0	0- 0			

RPI S	Opponent	Score	RPI S	Opponent	Score	RPI S	Opponent	Score	RPI S	Opponent	Score	Team's RPI: 307
						82 A	Central Ark.	45 59	102 A	Southern Miss.	56 99	
						82 H	Central Ark.	57 71	104 A	Texas Tech	37 90	
									130 A	Arizona	59 74	
									132 A	Alabama	43 93	
									164 A	TCU	39 95	
									169 A	Texas Southern	45 64	
									169 H	Texas Southern	53 57	
									175 A	Houston	70 85	
									201 A	Grambling	63 86	
									201 H	Grambling	63 67	
									209 A	Alabama St.	54 72	
									209 H	Alabama St.	56 62	
									230 A	Southern U.	67 73	
									230 A	Southern U.	33 45	
									230 H	Southern U.	69 63	
									245 A	Grand Canyon	44 77	
									252 H	Jacksonville St.	66 70	
									267 N	Southeast Mo. St.	50 68	
									268 A	Prairie View	60 69	
									268 H	Prairie View	62 55	
									287 A	Ark.-Pine Bluff	56 61	
									287 H	Ark.-Pine Bluff	70 48	
									313 A	Mississippi Val.	68 60	
									313 H	Mississippi Val.	69 49	
									334 A	Jackson St.	70 53	
									334 H	Jackson St.	74 51	
LAST 12 Division I GAMES:												
230 A	Southern U.	67 73	209 H	Alabama St.	56 62							
267 N	Southeast Mo. St.	50 68	287 A	Ark.-Pine Bluff	56 61							
268 A	Prairie View	60 69	313 A	Mississippi Val.	68 60							
169 A	Texas Southern	45 64	201 H	Grambling	63 67							
230 A	Southern U.	33 45	334 H	Jackson St.	74 51							
349 H	Alabama A&M	71 42	230 H	Southern U.	69 63							

Non-Div I Games:

Alcorn

Loss, Non-Conf, S Site, H Home A Away N Neutral

RPI	S	Opponent	Score	
349	A	Alabama A&M	73	57
349	H	Alabama A&M	71	42

A
l
c
o
r
n

A
l
c
o
r
n

Alcorn

Average RPI Win: 235	WON-LOST	WINNING	LAST 10	STRENGTH OF	OPP. STRENGTH	TEAM	ADJ.	CONF.	ADJ CONF.
Average RPI Loss: 162	RECORD	PCT. RANK	GAMES	SCHEDULE	OF SCHEDULE	RPI	RPI	RPI	RPI
DIV. I ONLY	15- 16	173	5- 5	160	266	185	185	23	23
DIV. I NON-CONF.	3- 8	262	0- 0	126	206	245	245	25	25
TOTALS	RPI 1-25	RPI 26-50	W-L RECORDS	RPI 51-100	RPI 101-150	RPI 150+			
15- 16	0- 0	0- 1	OVERALL	2- 3	1- 4	12- 8			
10- 4	0- 0	0- 0	HOME	2- 0	1- 2	7- 2			
5- 10	0- 0	0- 1	AWAY	0- 3	0- 0	5- 5			
0- 2	0- 0	0- 0	NEUTRAL	0- 0	0- 1	0- 1			
3- 8	0- 0	0- 1	NON-CONFERENCE	1- 1	0- 3	2- 3			
2- 2	0- 0	0- 0	HOME	1- 0	0- 2	1- 0			
1- 4	0- 0	0- 1	AWAY	0- 1	0- 0	1- 2			
0- 2	0- 0	0- 0	NEUTRAL	0- 0	0- 1	0- 1			
12- 8	0- 0	0- 0	CONFERENCE	1- 2	1- 1	10- 5			
8- 2	0- 0	0- 0	HOME	1- 0	1- 0	6- 2			
4- 6	0- 0	0- 0	AWAY	0- 2	0- 1	4- 3			
0- 0	0- 0	0- 0	NEUTRAL	0- 0	0- 0	0- 0			

RPI S	Opponent	Score	RPI S	Opponent	Score	RPI S	Opponent	Score	RPI S	Opponent	Score	Team's RPI: 185
46	A Michigan	33 82	54	H George Washington	66 61	122	A Navy	44 60				
			62	A Bucknell	57 69	122	H Navy	50 48				
			62	A Bucknell	67 73	125	H William & Mary	34 48				
			62	H Bucknell	59 47	138	H Delaware	55 56				
			87	A Penn St.	65 70	147	N VCU	62 68				
						161	A Army West Point	51 53				
						161	H Army West Point	57 68				
						170	A La Salle	59 63				
						182	A Hofstra	67 72				
						212	H UMBC	70 53				
						227	A Boston U.	62 71				
						227	H Boston U.	57 51				
						227	H Boston U.	73 62				
						260	N Georgia St.	58 59				
						269	A Loyola Maryland	60 45				
						269	H Loyola Maryland	66 59				
						275	A Colgate	73 62				
						275	H Colgate	68 57				
						298	A Lafayette	76 52				
						298	H Lafayette	75 45				
						308	A Lehigh	70 58				
						308	H Lehigh	68 51				
						318	A Holy Cross	46 51				
						318	H Holy Cross	60 61				
						319	A Youngstown St.	77 64				
LAST 12 Division I GAMES:												
62	A Bucknell	57 69	298	H Lafayette	75 45							
227	H Boston U.	57 51	161	H Army West Point	57 68							
122	A Navy	44 60	227	A Boston U.	62 71							
269	H Loyola Maryland	66 59	308	A Lehigh	70 58							
122	H Navy	50 48	62	H Bucknell	59 47							
318	A Holy Cross	46 51	275	A Colgate	73 62							

Non-Div I Games:

American

■ Loss,
 ■ Non-Conf,
 ■ S Site,
 ■ Home
 ■ A Away
 N Neutral

Appalachian St.

Through Games Of March 12, 2017

Average RPI Win:	261	WON-LOST	WINNING	LAST 10	STRENGTH OF	OPP. STRENGTH	TEAM	ADJ.	CONF.	ADJ CONF.
Average RPI Loss:	141	RECORD	PCT. RANK	GAMES	SCHEDULE	OF SCHEDULE	RPI	RPI	RPI	RPI
DIV. I ONLY	12- 19	236	4- 6	164	240	216	216	21	21	
DIV. I NON-CONF.	5- 6	186	0- 0	144	211	168	168	19	19	
TOTALS	RPI 1-25	RPI 26-50	W-L RECORDS	RPI 51-100	RPI 101-150	RPI 150+				
12- 19	0- 2	0- 3	OVERALL	0- 3	0- 3	12- 8				
5- 8	0- 0	0- 1	HOME	0- 1	0- 2	5- 4				
5- 10	0- 2	0- 1	AWAY	0- 2	0- 1	5- 4				
2- 1	0- 0	0- 1	NEUTRAL	0- 0	0- 0	2- 0				
5- 6	0- 2	0- 0	NON-CONFERENCE	0- 1	0- 1	5- 2				
2- 2	0- 0	0- 0	HOME	0- 0	0- 1	2- 1				
2- 4	0- 2	0- 0	AWAY	0- 1	0- 0	2- 1				
1- 0	0- 0	0- 0	NEUTRAL	0- 0	0- 0	1- 0				
7- 13	0- 0	0- 3	CONFERENCE	0- 2	0- 2	7- 6				
3- 6	0- 0	0- 1	HOME	0- 1	0- 1	3- 3				
3- 6	0- 0	0- 1	AWAY	0- 1	0- 1	3- 3				
1- 1	0- 0	0- 1	NEUTRAL	0- 0	0- 0	1- 0				

RPI 1-25				RPI 26-50				RPI 51-100				RPI 101+ Team's RPI: 216			
RPI	S	Opponent	Score	RPI	S	Opponent	Score	RPI	S	Opponent	Score	RPI	S	Opponent	Score
17	A	DePaul	58 99	48	A	Little Rock	55 67	61	A	Georgia Tech	52 81	106	A	Troy	77 86
19	A	Tennessee	66 92	48	H	Little Rock	69 77	91	A	UT Arlington	63 74	126	H	Radford	54 57
				48	N	Little Rock	53 69	91	H	UT Arlington	62 73	141	H	Louisiana	58 68
												168	A	Texas St.	66 64
												168	H	Texas St.	37 53
												197	H	UNC Asheville	81 51
												205	A	ETSU	71 68
												217	H	Col. of Charleston	62 65
												229	A	Richmond	46 55
												234	A	Liberty	66 57
												246	A	South Ala.	41 54
												248	A	Ga. Southern	50 53
												248	H	Ga. Southern	73 48
												257	A	Coastal Caro.	55 60
												257	H	Coastal Caro.	53 56
												257	N	Coastal Caro.	79 58
												260	A	Georgia St.	67 63
												260	H	Georgia St.	55 59
												281	H	N.C. A&T	71 58
												312	N	Gardner-Webb	72 67
												317	A	Arkansas St.	81 72
												317	H	Arkansas St.	76 50
												331	H	La.-Monroe	79 61
LAST 12 Division I GAMES:															
				48	N	Little Rock	53 69	106	A	Troy	77 86				
				257	N	Coastal Caro.	79 58	260	H	Georgia St.	55 59				
				257	H	Coastal Caro.	53 56	248	H	Ga. Southern	73 48				
				331	H	La.-Monroe	79 61	317	A	Arkansas St.	81 72				
				141	H	Louisiana	58 68	48	A	Little Rock	55 67				
				246	A	South Ala.	41 54	91	H	UT Arlington	62 73				

Non-Div I Games:

Appalachian St.

■ Loss,
 ■ Non-Conf, S Site,
 ■ Home
 ■ Away
 N Neutral

Average RPI Win:	179	WON-LOST	WINNING	LAST 10	STRENGTH OF	OPP. STRENGTH	TEAM	ADJ.	CONF.	ADJ CONF.
Average RPI Loss:	53	RECORD	PCT. RANK	GAMES	SCHEDULE	OF SCHEDULE	RPI	RPI	RPI	RPI
DIV. I ONLY	14- 16	192	3- 7	67	38	130	130	1	1	
DIV. I NON-CONF.	9- 2	37	0- 0	300	310	126	126	1	1	
TOTALS	RPI 1-25	RPI 26-50	W-L RECORDS	RPI 51-100	RPI 101-150	RPI 150+				
14- 16	0- 7	1- 3	OVERALL	2- 3	3- 1	8- 2				
9- 7	0- 4	1- 1	HOME	1- 1	1- 0	6- 1				
5- 8	0- 3	0- 1	AWAY	1- 2	2- 1	2- 1				
0- 1	0- 0	0- 1	NEUTRAL	0- 0	0- 0	0- 0				
9- 2	0- 0	0- 0	NON-CONFERENCE	0- 0	1- 0	8- 2				
6- 1	0- 0	0- 0	HOME	0- 0	0- 0	6- 1				
3- 1	0- 0	0- 0	AWAY	0- 0	1- 0	2- 1				
0- 0	0- 0	0- 0	NEUTRAL	0- 0	0- 0	0- 0				
5- 14	0- 7	1- 3	CONFERENCE	2- 3	2- 1	0- 0				
3- 6	0- 4	1- 1	HOME	1- 1	1- 0	0- 0				
2- 7	0- 3	0- 1	AWAY	1- 2	1- 1	0- 0				
0- 1	0- 0	0- 1	NEUTRAL	0- 0	0- 0	0- 0				

RPI	S	Opponent	Score	RPI	S	Opponent	Score	RPI	S	Opponent	Score	RPI	S	Opponent	Score	Team's RPI: 130
4	H	Oregon St.	57 65	34	A	Arizona St.	54 67	56	A	California	60 71	101	A	Washington St.	70 62	
6	A	Stanford	46 73	34	H	Arizona St.	62 58	56	H	California	64 74	101	H	Washington St.	56 55	
6	H	Stanford	55 77	36	H	Oregon	65 79	79	A	Utah	81 70	110	A	Colorado	56 65	
9	A	UCLA	49 69	36	N	Oregon	63 70	92	A	Southern California	54 58	137	A	New Mexico St.	74 63	
9	H	UCLA	56 79					92	H	Southern California	67 62	186	H	North Texas	58 62	
10	A	Washington	55 91									189	H	Utah St.	61 57	
10	H	Washington	73 90									190	A	Kansas	51 75	
												193	A	George Mason	81 70	
												201	H	Grambling	73 46	
												214	H	Portland St.	75 52	
												223	H	San Diego	76 59	
												291	A	Southern Utah	77 65	
												307	H	Alcorn	74 59	
												338	H	Fla. Atlantic	77 67	
LAST 12 Division I GAMES:																
36	N	Oregon	63 70	10	A	Washington	55 91									
92	H	Southern California	67 62	4	H	Oregon St.	57 65									
9	H	UCLA	56 79	36	H	Oregon	65 79									
34	A	Arizona St.	54 67	9	A	UCLA	49 69									
34	H	Arizona St.	62 58	92	A	Southern California	54 58									
101	A	Washington St.	70 62	56	A	California	60 71									

Non-Div I Games:

Arizona

Loss, Non-Conf, S Site, H Home A Away N Neutral

Average RPI Win:	121	WON-LOST	WINNING	LAST 10	STRENGTH OF	OPP. STRENGTH	TEAM	ADJ.	CONF.	ADJ CONF.
Average RPI Loss:	28	RECORD	PCT. RANK	GAMES	SCHEDULE	OF SCHEDULE	RPI	RPI	RPI	RPI
DIV. I ONLY	19- 12	110	5- 5	24	4	34	34	1	1	
DIV. I NON-CONF.	9- 2	37	0- 0	81	50	30	30	1	1	
TOTALS	RPI 1-25	RPI 26-50	W-L RECORDS	RPI 51-100	RPI 101-150	RPI 150+				
19- 12	1- 9	1- 1	OVERALL	8- 1	4- 1	5- 0				
11- 4	0- 4	1- 0	HOME	3- 0	2- 0	5- 0				
6- 6	1- 3	0- 1	AWAY	3- 1	2- 1	0- 0				
2- 2	0- 2	0- 0	NEUTRAL	2- 0	0- 0	0- 0				
9- 2	1- 1	0- 1	NON-CONFERENCE	3- 0	0- 0	5- 0				
6- 0	0- 0	0- 0	HOME	1- 0	0- 0	5- 0				
2- 1	1- 0	0- 1	AWAY	1- 0	0- 0	0- 0				
1- 1	0- 1	0- 0	NEUTRAL	1- 0	0- 0	0- 0				
10- 10	0- 8	1- 0	CONFERENCE	5- 1	4- 1	0- 0				
5- 4	0- 4	1- 0	HOME	2- 0	2- 0	0- 0				
4- 5	0- 3	0- 0	AWAY	2- 1	2- 1	0- 0				
1- 1	0- 1	0- 0	NEUTRAL	1- 0	0- 0	0- 0				

RPI S	Opponent	Score	RPI S	Opponent	Score	RPI S	Opponent	Score	RPI S	Opponent	Score
4	H Oregon St.	45 54	29	A Marquette	63 75	56	A California	54 45	101	A Washington St.	61 58
6	A Stanford	56 66	36	H Oregon	68 63	56	H California	72 62	101	H Washington St.	68 49
6	H Stanford	57 64				71	N St. John's (NY)	54 41	110	A Colorado	71 52
9	A UCLA	60 69				79	A Utah	66 44	130	A Arizona	58 62
9	H UCLA	52 55				79	N Utah	72 54	130	H Arizona	67 54
9	N UCLA	68 77				84	H Florida	69 63	159	H Oral Roberts	79 52
10	A Washington	57 70				85	A Middle Tenn.	69 48	203	H San Jose St.	82 37
10	H Washington	54 65				92	A Southern California	50 65	227	H Boston U.	71 42
14	A Kentucky	73 71				92	H Southern California	69 62	303	H Illinois St.	76 40
16	N Maryland	42 83							318	H Holy Cross	63 33
LAST 12 Division I GAMES:											
9	N UCLA	68 77	10	A Washington	57 70						
79	N Utah	72 54	101	A Washington St.	61 58						
9	H UCLA	52 55	36	H Oregon	68 63						
92	H Southern California	69 62	4	H Oregon St.	45 54						
130	H Arizona	67 54	92	A Southern California	50 65						
130	A Arizona	58 62	9	A UCLA	60 69						

Non-Div I Games:

Arizona St.

Average RPI Win:	271	WON-LOST	WINNING	LAST 10	STRENGTH OF	OPP. STRENGTH	TEAM	ADJ.	CONF.	ADJ CONF.
Average RPI Loss:	211	RECORD	PCT. RANK	GAMES	SCHEDULE	OF SCHEDULE	RPI	RPI	RPI	RPI
DIV. I ONLY	10- 18	254	5- 5	310	328	287	287	30	30	
DIV. I NON-CONF.	1- 8	314	0- 0	121	214	289	289	30	30	
TOTALS	RPI 1-25	RPI 26-50	W-L RECORDS	RPI 51-100	RPI 101-150	RPI 150+				
10- 18	0- 1	0- 1	OVERALL	0- 0	0- 1	10- 15				
5- 5	0- 0	0- 0	HOME	0- 0	0- 0	5- 5				
4- 12	0- 1	0- 1	AWAY	0- 0	0- 1	4- 9				
1- 1	0- 0	0- 0	NEUTRAL	0- 0	0- 0	1- 1				
1- 8	0- 1	0- 1	NON-CONFERENCE	0- 0	0- 1	1- 5				
0- 1	0- 0	0- 0	HOME	0- 0	0- 0	0- 1				
0- 6	0- 1	0- 1	AWAY	0- 0	0- 1	0- 3				
1- 1	0- 0	0- 0	NEUTRAL	0- 0	0- 0	1- 1				
9- 10	0- 0	0- 0	CONFERENCE	0- 0	0- 0	9- 10				
5- 4	0- 0	0- 0	HOME	0- 0	0- 0	5- 4				
4- 6	0- 0	0- 0	AWAY	0- 0	0- 0	4- 6				
0- 0	0- 0	0- 0	NEUTRAL	0- 0	0- 0	0- 0				

RPI 1-25				RPI 26-50				RPI 51-100				RPI 101+ Team's RPI: 287			
RPI	S	Opponent	Score	RPI	S	Opponent	Score	RPI	S	Opponent	Score	RPI	S	Opponent	Score
4	A	Oregon St.	40 73	38	A	South Dakota St.	45 103					123	A	Ball St.	60 88
												169	A	Texas Southern	71 60
												169	H	Texas Southern	49 45
												183	A	Cincinnati	42 72
												192	N	Campbell	31 51
												201	A	Grambling	54 56
												201	H	Grambling	58 68
												207	A	Xavier	41 62
												208	A	Illinois	58 70
												209	A	Alabama St.	52 51
												209	A	Alabama St.	46 48
												209	H	Alabama St.	62 74
												230	A	Southern U.	50 67
												230	H	Southern U.	63 59
												262	H	Austin Peay	55 69
												268	A	Prairie View	57 62
												268	H	Prairie View	64 47
												307	A	Alcorn	48 70
												307	H	Alcorn	61 56
												313	A	Mississippi Val.	54 57
												313	H	Mississippi Val.	63 73
												330	N	Morgan St.	53 44
												334	A	Jackson St.	78 71
												334	H	Jackson St.	56 80
												349	A	Alabama A&M	65 55
												349	H	Alabama A&M	61 57
LAST 12 Division I GAMES:															
209	A	Alabama St.	46 48	307	H	Alcorn	61 56								
313	A	Mississippi Val.	54 57	230	H	Southern U.	63 59								
334	H	Jackson St.	56 80	349	A	Alabama A&M	65 55								
201	H	Grambling	58 68	209	A	Alabama St.	52 51								
268	A	Prairie View	57 62	334	A	Jackson St.	78 71								
169	A	Texas Southern	71 60	201	A	Grambling	54 56								

Non-Div I Games: Philander Smith 88 65 Tougaloo 71 60

Ark.-Pine Bluff

■ Loss,
 ■ Non-Conf,
 ■ S Site,
 ■ Home
 ■ A Away
 N Neutral

Arkansas

Through Games Of March 12, 2017

Average RPI Win:	196	WON-LOST	WINNING	LAST 10	STRENGTH OF	OPP. STRENGTH	TEAM	ADJ.	CONF.	ADJ CONF.
Average RPI Loss:	62	RECORD	PCT. RANK	GAMES	SCHEDULE	OF SCHEDULE	RPI	RPI	RPI	RPI
DIV. I ONLY	13- 17	209	0- 10	106	45	174	174	2	2	
DIV. I NON-CONF.	11- 2	23	0- 0	298	207	105	105	2	2	
TOTALS	RPI 1-25	RPI 26-50	W-L RECORDS	RPI 51-100	RPI 101-150	RPI 150+				
13- 17	0- 7	0- 3	OVERALL	1- 3	6- 2	6- 2				
9- 8	0- 4	0- 2	HOME	1- 1	3- 0	5- 1				
2- 8	0- 3	0- 1	AWAY	0- 1	2- 2	0- 1				
2- 1	0- 0	0- 0	NEUTRAL	0- 1	1- 0	1- 0				
11- 2	0- 0	0- 0	NON-CONFERENCE	1- 0	4- 0	6- 2				
8- 1	0- 0	0- 0	HOME	1- 0	2- 0	5- 1				
1- 1	0- 0	0- 0	AWAY	0- 0	1- 0	0- 1				
2- 0	0- 0	0- 0	NEUTRAL	0- 0	1- 0	1- 0				
2- 15	0- 7	0- 3	CONFERENCE	0- 3	2- 2	0- 0				
1- 7	0- 4	0- 2	HOME	0- 1	1- 0	0- 0				
1- 7	0- 3	0- 1	AWAY	0- 1	1- 2	0- 0				
0- 1	0- 0	0- 0	NEUTRAL	0- 1	0- 0	0- 0				

RPI 1-25				RPI 26-50				RPI 51-100				RPI 101+ Team's RPI: 174			
RPI	S	Opponent	Score	RPI	S	Opponent	Score	RPI	S	Opponent	Score	RPI	S	Opponent	Score
3	H	South Carolina	49 79	37	A	LSU	46 53	77	H	South Dakota	70 67	104	H	Texas Tech	66 60
5	H	Mississippi St.	51 59	37	H	LSU	52 53	84	A	Florida	53 57	112	H	Stetson	79 62
14	H	Kentucky	62 69	45	H	Auburn	64 70	84	N	Florida	61 71	115	A	Vanderbilt	64 66
19	A	Tennessee	46 59					86	H	Georgia	66 69	115	H	Vanderbilt	59 56
22	A	Texas A&M	65 90									120	A	Ole Miss	64 73
25	A	Missouri	56 67									122	N	Navy	70 67
25	H	Missouri	46 60									132	A	Alabama	68 50
												144	A	Tulsa	57 50
												159	H	Oral Roberts	60 70
												166	A	Missouri St.	62 64
												167	N	Memphis	91 61
												259	H	Butler	68 50
												304	H	Northwestern St.	65 36
												331	H	La.-Monroe	92 46
												337	H	Houston Baptist	101 40
												340	H	Sam Houston St.	71 39
LAST 12 Division I GAMES:															
84	N	Florida	61 71	84	A	Florida	53 57								
45	H	Auburn	64 70	3	H	South Carolina	49 79								
115	A	Vanderbilt	64 66	86	H	Georgia	66 69								
19	A	Tennessee	46 59	37	A	LSU	46 53								
14	H	Kentucky	62 69	25	H	Missouri	46 60								
25	A	Missouri	56 67	115	H	Vanderbilt	59 56								

Non-Div I Games:

Arkansas

■ Loss,
■ Non-Conf, S Site,
■ Home
■ Away
N Neutral

Average RPI Win:	251	WON-LOST	WINNING	LAST 10	STRENGTH OF	OPP. STRENGTH	TEAM	ADJ.	CONF.	ADJ CONF.
Average RPI Loss:	159	RECORD	PCT. RANK	GAMES	SCHEDULE	OF SCHEDULE	RPI	RPI	RPI	RPI
DIV. I ONLY	7- 25	314	2- 8	252	160	317	317	21	21	
DIV. I NON-CONF.	2- 10	305	0- 0	253	45	313	313	19	19	
TOTALS	RPI 1-25	RPI 26-50	W-L RECORDS	RPI 51-100	RPI 101-150	RPI 150+				
7- 25	0- 0	0- 3	OVERALL	0- 5	1- 5	6- 12				
5- 7	0- 0	0- 2	HOME	0- 1	1- 2	4- 2				
0- 15	0- 0	0- 1	AWAY	0- 3	0- 2	0- 9				
2- 3	0- 0	0- 0	NEUTRAL	0- 1	0- 1	2- 1				
2- 10	0- 0	0- 1	NON-CONFERENCE	0- 4	1- 0	1- 5				
1- 2	0- 0	0- 1	HOME	0- 1	1- 0	0- 0				
0- 6	0- 0	0- 0	AWAY	0- 2	0- 0	0- 4				
1- 2	0- 0	0- 0	NEUTRAL	0- 1	0- 0	1- 1				
5- 15	0- 0	0- 2	CONFERENCE	0- 1	0- 5	5- 7				
4- 5	0- 0	0- 1	HOME	0- 0	0- 2	4- 2				
0- 9	0- 0	0- 1	AWAY	0- 1	0- 2	0- 5				
1- 1	0- 0	0- 0	NEUTRAL	0- 0	0- 1	1- 0				

RPI S	Opponent	Score	RPI S	Opponent	Score	RPI S	Opponent	Score	RPI S	Opponent	Score	Team's RPI: 317
30	H South Fla.	59 78	56	N California	55 80	106	A Troy	77 90				
48	A Little Rock	59 73	60	A Iowa St.	53 105	106	H Troy	75 83				
48	H Little Rock	35 60	81	A Oklahoma St.	34 76	106	N Troy	72 105				
			84	H Florida	60 71	141	A Louisiana	60 72				
			91	A UT Arlington	58 69	141	H Louisiana	72 80				
						144	H Tulsa	83 80				
						168	A Texas St.	43 63				
						173	A Wichita St.	51 69				
						216	A Appalachian St.	50 76				
						216	H Appalachian St.	72 81				
						221	A UT Martin	63 68				
						246	A South Ala.	49 71				
						246	H South Ala.	56 53				
						248	H Ga. Southern	76 84				
						248	N Ga. Southern	61 54				
						253	A Tennessee St.	66 76				
						257	A Coastal Caro.	55 57				
						257	H Coastal Caro.	60 52				
						260	H Georgia St.	59 57				
						262	A Austin Peay	55 62				
						272	N Kennesaw St.	70 67				
						296	N Northern Ky.	78 83				
						331	A La.-Monroe	51 59				
						331	H La.-Monroe	71 56				
LAST 12 Division I GAMES:												
106	N Troy	72 105	48	H Little Rock	35 60							
248	N Ga. Southern	61 54	91	A UT Arlington	58 69							
246	A South Ala.	49 71	168	A Texas St.	43 63							
106	A Troy	77 90	216	H Appalachian St.	72 81							
248	H Ga. Southern	76 84	257	H Coastal Caro.	60 52							
260	H Georgia St.	59 57	331	A La.-Monroe	51 59							

Non-Div I Games:

Arkansas St.

■ Loss,
■ Non-Conf,
■ S Site,
■ H Home
■ A Away
N Neutral

Army West Point

Through Games Of March 12, 2017

Average RPI Win:	271	WON-LOST	WINNING	LAST 10	STRENGTH OF	OPP. STRENGTH	TEAM	ADJ.	CONF.	ADJ CONF.
Average RPI Loss:	130	RECORD	PCT. RANK	GAMES	SCHEDULE	OF SCHEDULE	RPI	RPI	RPI	RPI
DIV. I ONLY	21- 9	68	7- 3	323	265	161	161	23	23	
DIV. I NON-CONF.	8- 2	49	0- 0	340	272	147	147	25	25	
TOTALS	RPI 1-25	RPI 26-50	W-L RECORDS	RPI 51-100	RPI 101-150	RPI 150+				
21- 9	0- 0	0- 0	OVERALL	0- 3	2- 4	19- 2				
12- 3	0- 0	0- 0	HOME	0- 1	1- 1	11- 1				
9- 5	0- 0	0- 0	AWAY	0- 2	1- 2	8- 1				
0- 1	0- 0	0- 0	NEUTRAL	0- 0	0- 1	0- 0				
8- 2	0- 0	0- 0	NON-CONFERENCE	0- 1	2- 1	6- 0				
5- 0	0- 0	0- 0	HOME	0- 0	1- 0	4- 0				
3- 2	0- 0	0- 0	AWAY	0- 1	1- 1	2- 0				
0- 0	0- 0	0- 0	NEUTRAL	0- 0	0- 0	0- 0				
13- 7	0- 0	0- 0	CONFERENCE	0- 2	0- 3	13- 2				
7- 3	0- 0	0- 0	HOME	0- 1	0- 1	7- 1				
6- 3	0- 0	0- 0	AWAY	0- 1	0- 1	6- 1				
0- 1	0- 0	0- 0	NEUTRAL	0- 0	0- 1	0- 0				

RPI S	Opponent	Score	RPI S	Opponent	Score	RPI S	Opponent	Score	RPI S	Opponent	Score	Team's RPI: 161
						62	A Bucknell	62 68	113	A Albany (NY)	59 65	
						62	H Bucknell	56 60	122	A Navy	62 67	
						73	A Minnesota	52 70	122	H Navy	58 63	
									122	N Navy	53 54	
									133	H Yale	59 55	
									138	A Delaware	61 47	
									185	A American	68 57	
									185	H American	53 51	
									220	A Dartmouth	68 60	
									227	A Boston U.	64 52	
									227	H Boston U.	62 66	
									269	A Loyola Maryland	62 71	
									269	H Loyola Maryland	67 48	
									275	A Colgate	76 69	
									275	H Colgate	57 47	
									275	H Colgate	83 76	
									298	A Lafayette	63 55	
									298	H Lafayette	76 73	
									308	A Lehigh	75 71	
									308	H Lehigh	70 52	
									318	A Holy Cross	67 59	
									318	H Holy Cross	60 41	
									322	H Air Force	75 47	
									324	H St. Francis Brooklyn	69 46	
									336	A LIU Brooklyn	68 47	
									339	H Fairleigh Dickinson	86 58	
LAST 12 Division I GAMES:												
			122	N Navy	53 54	318	H Holy Cross	60 41				
			275	H Colgate	83 76	185	A American	68 57				
			227	H Boston U.	62 66	275	H Colgate	57 47				
			308	H Lehigh	70 52	269	H Loyola Maryland	67 48				
			227	A Boston U.	64 52	298	A Lafayette	63 55				
			122	A Navy	62 67	62	A Bucknell	62 68				

Non-Div I Games: Mercy 90 48

Army West Point

Loss, Non-Conf, S Site, H Home A Away N Neutral

RPI	S	Opponent	Score
341	H	Wagner	85 40

Army West Point

A
r
m
y
W
e
s
t
P
o
i
n
t

A
r
m
y
W
e
s
t
P
o
i
n
t

Average RPI Win: 129	WON-LOST	WINNING	LAST 10	STRENGTH OF	OPP. STRENGTH	TEAM	ADJ.	CONF.	ADJ CONF.
Average RPI Loss: 53	RECORD	PCT. RANK	GAMES	SCHEDULE	OF SCHEDULE	RPI	RPI	RPI	RPI
DIV. I ONLY	17- 14	141	3- 7	15	42	45	45	2	2
DIV. I NON-CONF.	10- 4	80	0- 0	33	102	35	35	2	2
TOTALS	RPI 1-25	RPI 26-50	W-L RECORDS	RPI 51-100	RPI 101-150	RPI 150+			
17- 14	1- 7	2- 1	OVERALL	3- 3	6- 3	5- 0			
7- 6	1- 3	1- 0	HOME	2- 1	2- 2	1- 0			
7- 6	0- 4	0- 0	AWAY	1- 1	3- 1	3- 0			
3- 2	0- 0	1- 1	NEUTRAL	0- 1	1- 0	1- 0			
10- 4	0- 1	1- 1	NON-CONFERENCE	2- 1	3- 1	4- 0			
4- 1	0- 0	0- 0	HOME	2- 0	1- 1	1- 0			
3- 2	0- 1	0- 0	AWAY	0- 1	1- 0	2- 0			
3- 1	0- 0	1- 1	NEUTRAL	0- 0	1- 0	1- 0			
7- 10	1- 6	1- 0	CONFERENCE	1- 2	3- 2	1- 0			
3- 5	1- 3	1- 0	HOME	0- 1	1- 1	0- 0			
4- 4	0- 3	0- 0	AWAY	1- 0	2- 1	1- 0			
0- 1	0- 0	0- 0	NEUTRAL	0- 1	0- 0	0- 0			

RPI	S	Opponent	Score	RPI	S	Opponent	Score	Team's RPI: 45	RPI	S	Opponent	Score	RPI	S	Opponent	Score
3	A	South Carolina	41 60	26	N	Drake	85 80		51	H	Indiana	71 67	105	H	Virginia Tech	87 92
3	H	South Carolina	47 73	37	H	LSU	54 49		74	A	Tulane	59 61	106	H	Troy	61 52
5	H	Mississippi St.	47 77	40	N	West Virginia	52 56		84	A	Florida	82 75	115	A	Vanderbilt	64 59
14	H	Kentucky	60 64						86	H	Georgia	51 57	120	A	Ole Miss	59 63
19	H	Tennessee	79 61						86	N	Georgia	52 56	120	H	Ole Miss	83 60
22	A	Texas A&M	61 66						95	H	Jacksonville	53 41	123	N	Ball St.	54 40
24	A	Kansas St.	66 71										132	A	Alabama	66 55
25	A	Missouri	53 68										132	H	Alabama	61 63
													139	A	Louisiana Tech	76 66
													172	A	East Carolina	61 52
													174	A	Arkansas	70 64
													231	N	Marist	52 51
													281	A	N.C. A&T	68 36
													293	H	Savannah St.	75 46
LAST 12 Division I GAMES:																
		86	N	Georgia	52	56			3	A	South Carolina	41	60			
		174	A	Arkansas	70	64			22	A	Texas A&M	61	66			
		37	H	LSU	54	49			5	H	Mississippi St.	47	77			
		132	H	Alabama	61	63			132	A	Alabama	66	55			
		120	A	Ole Miss	59	63			25	A	Missouri	53	68			
		86	H	Georgia	51	57			14	H	Kentucky	60	64			

Non-Div I Games:

Auburn

■ Loss,
 ■ Non-Conf, S Site,
 ■ Home
 ■ Away
 N Neutral

Average RPI Win:	262	WON-LOST	WINNING	LAST 10	STRENGTH OF	OPP. STRENGTH	TEAM	ADJ.	CONF.	ADJ CONF.
Average RPI Loss:	189	RECORD	PCT. RANK	GAMES	SCHEDULE	OF SCHEDULE	RPI	RPI	RPI	RPI
DIV. I ONLY	12- 16	215	4- 6	300	275	262	262	26	26	
DIV. I NON-CONF.	4- 7	224	0- 0	225	247	257	257	26	26	
TOTALS	RPI 1-25	RPI 26-50	W-L RECORDS	RPI 51-100	RPI 101-150	RPI 150+				
12- 16	0- 0	0- 1	OVERALL	0- 3	0- 1	12- 11				
8- 5	0- 0	0- 1	HOME	0- 1	0- 0	8- 3				
4- 9	0- 0	0- 0	AWAY	0- 2	0- 1	4- 6				
0- 2	0- 0	0- 0	NEUTRAL	0- 0	0- 0	0- 2				
4- 7	0- 0	0- 1	NON-CONFERENCE	0- 2	0- 1	4- 3				
3- 2	0- 0	0- 1	HOME	0- 0	0- 0	3- 1				
1- 4	0- 0	0- 0	AWAY	0- 2	0- 1	1- 1				
0- 1	0- 0	0- 0	NEUTRAL	0- 0	0- 0	0- 1				
8- 9	0- 0	0- 0	CONFERENCE	0- 1	0- 0	8- 8				
5- 3	0- 0	0- 0	HOME	0- 1	0- 0	5- 2				
3- 5	0- 0	0- 0	AWAY	0- 0	0- 0	3- 5				
0- 1	0- 0	0- 0	NEUTRAL	0- 0	0- 0	0- 1				

RPI S	Opponent	Score	RPI S	Opponent	Score	RPI S	Opponent	Score	RPI S	Opponent	Score	Team's RPI: 262
35	H Western Ky.	65 85	57	H Belmont	71 80	120	A Ole Miss	38 66				
			85	A Middle Tenn.	51 82	179	H Morehead St.	71 81				
			97	A UCF	43 61	205	H ETSU	77 74				
						206	A SIUE	69 76				
						206	H SIUE	85 62				
						221	A UT Martin	80 83				
						221	H UT Martin	85 60				
						221	N UT Martin	43 59				
						225	A Evansville	54 68				
						247	N St. Bonaventure	57 58				
						249	H Miami (OH)	58 73				
						252	A Jacksonville St.	45 65				
						253	H Tennessee St.	79 63				
						264	A Murray St.	62 67				
						264	H Murray St.	75 63				
						267	A Southeast Mo. St.	74 64				
						267	H Southeast Mo. St.	84 74				
						271	A Eastern Ky.	71 80				
						272	H Kennesaw St.	68 49				
						282	A Tennessee Tech	87 84				
						287	A Ark.-Pine Bluff	69 55				
						300	A Eastern Ill.	69 59				
						300	H Eastern Ill.	73 78				
						317	H Arkansas St.	62 55				
LAST 12 Division I GAMES:												
221	N	UT Martin	43	59	253	H	Tennessee St.	79	63			
267	A	Southeast Mo. St.	74	64	271	A	Eastern Ky.	71	80			
221	H	UT Martin	85	60	267	H	Southeast Mo. St.	84	74			
300	H	Eastern Ill.	73	78	221	A	UT Martin	80	83			
206	A	SIUE	69	76	264	H	Murray St.	75	63			
264	A	Murray St.	62	67	300	A	Eastern Ill.	69	59			

Non-Div I Games: Trevecca Nazarene 69 51 Christian Bros. 76 57

Austin Peay

■ Loss,
■ Non-Conf, S Site,
■ Home
■ Away
N Neutral

Average RPI Win:	207	WON-LOST	WINNING	LAST 10	STRENGTH OF	OPP. STRENGTH	TEAM	ADJ.	CONF.	ADJ CONF.
Average RPI Loss:	90	RECORD	PCT. RANK	GAMES	SCHEDULE	OF SCHEDULE	RPI	RPI	RPI	RPI
DIV. I ONLY	20- 11	97	7- 3	134	105	90	90	15	15	
DIV. I NON-CONF.	6- 5	148	0- 0	66	13	80	80	13	13	
TOTALS	RPI 1-25	RPI 26-50	W-L RECORDS	RPI 51-100	RPI 101-150	RPI 150+				
20- 11	0- 3	0- 0	OVERALL	1- 3	5- 3	14- 2				
10- 2	0- 2	0- 0	HOME	1- 0	2- 0	7- 0				
6- 7	0- 0	0- 0	AWAY	0- 3	0- 2	6- 2				
4- 2	0- 1	0- 0	NEUTRAL	0- 0	3- 1	1- 0				
6- 5	0- 3	0- 0	NON-CONFERENCE	0- 2	3- 0	3- 0				
1- 2	0- 2	0- 0	HOME	0- 0	0- 0	1- 0				
2- 2	0- 0	0- 0	AWAY	0- 2	0- 0	2- 0				
3- 1	0- 1	0- 0	NEUTRAL	0- 0	3- 0	0- 0				
14- 6	0- 0	0- 0	CONFERENCE	1- 1	2- 3	11- 2				
9- 0	0- 0	0- 0	HOME	1- 0	2- 0	6- 0				
4- 5	0- 0	0- 0	AWAY	0- 1	0- 2	4- 2				
1- 1	0- 0	0- 0	NEUTRAL	0- 0	0- 1	1- 0				

RPI S	Opponent	Score	RPI S	Opponent	Score	RPI S	Opponent	Score	RPI S	Opponent	Score
4 N	Oregon St.	56 65				66 A	Gonzaga	52 87	107 N	UNLV	63 54
10 H	Washington	70 82				66 H	Gonzaga	71 63	114 A	St. Mary's (CA)	58 64
20 H	Oklahoma	61 68				79 A	Utah	60 77	114 H	St. Mary's (CA)	70 65
						86 A	Georgia	51 81	114 N	St. Mary's (CA)	49 59
									116 N	Saint Joseph's	71 56
									140 A	San Francisco	63 70
									140 H	San Francisco	73 61
									144 N	Tulsa	71 56
									158 A	Santa Clara	63 64
									158 H	Santa Clara	72 66
									189 A	Utah St.	60 40
									204 A	Loyola Marymount	74 77
									204 H	Loyola Marymount	76 59
									223 A	San Diego	65 47
									223 H	San Diego	81 63
									223 N	San Diego	75 66
									239 H	Weber St.	73 64
									243 A	Pacific	68 55
									243 H	Pacific	68 50
									276 A	Portland	77 38
									276 H	Portland	73 60
									314 A	Pepperdine	73 47
									314 H	Pepperdine	88 49
									332 A	Utah Valley	68 50
LAST 12 Division I GAMES:											
114 N	St. Mary's (CA)	49 59	140 H	San Francisco	73 61						
223 N	San Diego	75 66	314 H	Pepperdine	88 49						
66 H	Gonzaga	71 63	276 A	Portland	77 38						
276 H	Portland	73 60	66 A	Gonzaga	52 87						
114 A	St. Mary's (CA)	58 64	204 A	Loyola Marymount	74 77						
223 A	San Diego	65 47	158 H	Santa Clara	72 66						

Non-Div I Games:

BYU

■ Loss,
 ■ Non-Conf,
 ■ S Site,
 ■ H Home
 ■ A Away
 N Neutral

Average RPI Win:	202	WON-LOST	WINNING	LAST 10	STRENGTH OF	OPP. STRENGTH	TEAM	ADJ.	CONF.	ADJ CONF.
Average RPI Loss:	94	RECORD	PCT. RANK	GAMES	SCHEDULE	OF SCHEDULE	RPI	RPI	RPI	RPI
DIV. I ONLY	20- 10	86	7- 3	193	102	123	123	10	10	
DIV. I NON-CONF.	6- 5	148	0- 0	316	122	230	230	11	11	
TOTALS	RPI 1-25	RPI 26-50	W-L RECORDS	RPI 51-100	RPI 101-150	RPI 150+				
20- 10	0- 0	2- 4	OVERALL	3- 4	0- 0	15- 2				
9- 5	0- 0	1- 1	HOME	1- 3	0- 0	7- 1				
10- 2	0- 0	1- 2	AWAY	2- 0	0- 0	7- 0				
1- 3	0- 0	0- 1	NEUTRAL	0- 1	0- 0	1- 1				
6- 5	0- 0	0- 2	NON-CONFERENCE	0- 1	0- 0	6- 2				
3- 2	0- 0	0- 0	HOME	0- 1	0- 0	3- 1				
2- 1	0- 0	0- 1	AWAY	0- 0	0- 0	2- 0				
1- 2	0- 0	0- 1	NEUTRAL	0- 0	0- 0	1- 1				
14- 5	0- 0	2- 2	CONFERENCE	3- 3	0- 0	9- 0				
6- 3	0- 0	1- 1	HOME	1- 2	0- 0	4- 0				
8- 1	0- 0	1- 1	AWAY	2- 0	0- 0	5- 0				
0- 1	0- 0	0- 0	NEUTRAL	0- 1	0- 0	0- 0				

RPI S	Opponent	Score	RPI S	Opponent	Score	RPI S	Opponent	Score	RPI S	Opponent	Score	Team's RPI: 123
35	A Western Ky.	61 68	58	H Purdue	42 58	156	A Oakland	66 59				
43	A Central Mich.	92 101	72	H Ohio	68 72	162	A Western Mich.	83 72				
43	H Central Mich.	81 73	75	A Northern Ill.	92 84	162	H Western Mich.	61 56				
44	A Toledo	51 45	75	H Northern Ill.	96 101	172	N East Carolina	69 82				
44	H Toledo	66 76	96	H Kent St.	71 47	225	H Evansville	84 49				
45	N Auburn	40 54	98	A Buffalo	89 75	235	A Akron	90 63				
			98	N Buffalo	65 69	235	H Akron	80 70				
						249	A Miami (OH)	81 60				
						256	A Bowling Green	75 53				
						256	H Bowling Green	91 70				
						259	A Butler	74 50				
						281	N N.C. A&T	76 57				
						284	A Eastern Mich.	64 54				
						284	H Eastern Mich.	78 49				
						287	H Ark.-Pine Bluff	88 60				
						299	H Lipscomb	74 78				
						344	H Chicago St.	88 53				
LAST 12 Division I GAMES:												
98	N Buffalo	65 69	72	H Ohio	68 72							
44	H Toledo	66 76	256	H Bowling Green	91 70							
284	A Eastern Mich.	64 54	249	A Miami (OH)	81 60							
43	H Central Mich.	81 73	235	A Akron	90 63							
162	A Western Mich.	83 72	75	H Northern Ill.	96 101							
75	A Northern Ill.	92 84	98	A Buffalo	89 75							

Non-Div I Games: Urbana 93 49

Ball St.

■ Loss,
 ■ Non-Conf,
 ■ S Site,
 ■ Home
 ■ A Away
 N Neutral

Average RPI Win: 109	WON-LOST	WINNING	LAST 10	STRENGTH OF	OPP. STRENGTH	TEAM	ADJ.	CONF.	ADJ CONF.
Average RPI Loss: 18	RECORD	PCT. RANK	GAMES	SCHEDULE	OF SCHEDULE	RPI	RPI	RPI	RPI
DIV. I ONLY	30- 3	3	8- 2	31	10	7	7	4	4
DIV. I NON-CONF.	11- 1	12	0- 0	76	41	8	8	3	3
TOTALS	RPI 1-25	RPI 26-50	W-L RECORDS	RPI 51-100	RPI 101-150	RPI 150+			
30- 3	9- 2	3- 1	OVERALL	5- 0	4- 0	9- 0			
15- 1	3- 1	1- 0	HOME	2- 0	2- 0	7- 0			
10- 1	4- 1	1- 0	AWAY	2- 0	1- 0	2- 0			
5- 1	2- 0	1- 1	NEUTRAL	1- 0	1- 0	0- 0			
11- 1	3- 1	1- 0	NON-CONFERENCE	1- 0	1- 0	5- 0			
7- 0	1- 0	0- 0	HOME	0- 0	1- 0	5- 0			
1- 1	1- 1	0- 0	AWAY	0- 0	0- 0	0- 0			
3- 0	1- 0	1- 0	NEUTRAL	1- 0	0- 0	0- 0			
19- 2	6- 1	2- 1	CONFERENCE	4- 0	3- 0	4- 0			
8- 1	2- 1	1- 0	HOME	2- 0	1- 0	2- 0			
9- 0	3- 0	1- 0	AWAY	2- 0	1- 0	2- 0			
2- 1	1- 0	0- 1	NEUTRAL	0- 0	1- 0	0- 0			

RPI	S	Opponent	Score	RPI	S	Opponent	Score	RPI	S	Opponent	Score	RPI	S	Opponent	Score
1	A	UConn	61 72	27	N	Ohio St.	85 68	60	A	Iowa St.	83 52	104	A	Texas Tech	79 61
9	H	UCLA	84 70	40	A	West Virginia	91 56	60	H	Iowa St.	68 42	104	H	Texas Tech	86 48
13	A	Texas	70 67	40	H	West Virginia	79 73	81	A	Oklahoma St.	86 50	104	N	Texas Tech	95 63
13	H	Texas	79 85	40	N	West Virginia	66 77	81	H	Oklahoma St.	89 67	108	H	Abilene Christian	79 34
17	N	DePaul	104 72					96	N	Kent St.	84 42	164	A	TCU	91 73
19	A	Tennessee	88 66									164	H	TCU	77 54
20	A	Oklahoma	103 64									168	H	Texas St.	90 24
20	H	Oklahoma	92 58									190	A	Kansas	92 43
24	A	Kansas St.	91 49									190	H	Kansas	90 43
24	H	Kansas St.	87 57									313	H	Mississippi Val.	101 36
24	N	Kansas St.	88 71									329	H	Southeastern La.	109 38
												337	H	Houston Baptist	118 43
												345	H	Winthrop	140 32
LAST 12 Division I GAMES:															
		40	N	West Virginia	66	77	81	H	Oklahoma St.	89	67				
		24	N	Kansas St.	88	71	164	A	TCU	91	73				
		104	N	Texas Tech	95	63	13	H	Texas	79	85				
		20	A	Oklahoma	103	64	104	A	Texas Tech	79	61				
		104	H	Texas Tech	86	48	60	A	Iowa St.	83	52				
		13	A	Texas	70	67	20	H	Oklahoma	92	58				

Non-Div I Games:

Baylor

Average RPI Win:	241	WON-LOST	WINNING	LAST 10	STRENGTH OF	OPP. STRENGTH	TEAM	ADJ.	CONF.	ADJ CONF.
Average RPI Loss:	73	RECORD	PCT. RANK	GAMES	SCHEDULE	OF SCHEDULE	RPI	RPI	RPI	RPI
DIV. I ONLY	26- 5	15	10- 0	234	231	57	57	26	26	
DIV. I NON-CONF.	7- 5	137	0- 0	148	73	85	85	26	26	
TOTALS	RPI 1-25	RPI 26-50	W-L RECORDS	RPI 51-100	RPI 101-150	RPI 150+				
26- 5	0- 1	0- 1	OVERALL	1- 1	0- 2	25- 0				
10- 1	0- 0	0- 1	HOME	1- 0	0- 0	9- 0				
13- 3	0- 1	0- 0	AWAY	0- 1	0- 1	13- 0				
3- 1	0- 0	0- 0	NEUTRAL	0- 0	0- 1	3- 0				
7- 5	0- 1	0- 1	NON-CONFERENCE	1- 1	0- 2	6- 0				
2- 1	0- 0	0- 1	HOME	1- 0	0- 0	1- 0				
5- 3	0- 1	0- 0	AWAY	0- 1	0- 1	5- 0				
0- 1	0- 0	0- 0	NEUTRAL	0- 0	0- 1	0- 0				
19- 0	0- 0	0- 0	CONFERENCE	0- 0	0- 0	19- 0				
8- 0	0- 0	0- 0	HOME	0- 0	0- 0	8- 0				
8- 0	0- 0	0- 0	AWAY	0- 0	0- 0	8- 0				
3- 0	0- 0	0- 0	NEUTRAL	0- 0	0- 0	3- 0				

RPI 1-25				RPI 26-50				RPI 51-100 Team's RPI: 57				RPI 101+			
RPI	S	Opponent	Score	RPI	S	Opponent	Score	RPI	S	Opponent	Score	RPI	S	Opponent	Score
11	A	Louisville	50 73	28	H	Green Bay	53 62	63	H	IUPUI	78 72	106	A	Troy	74 91
								73	A	Minnesota	74 75	146	N	Fresno St.	53 62
												179	A	Morehead St.	91 59
												179	H	Morehead St.	96 76
												191	A	UAB	72 58
												204	A	Loyola Marymount	79 72
												206	H	SIUE	94 67
												221	H	UT Martin	71 66
												221	N	UT Martin	83 62
												222	A	Presbyterian	83 58
												228	A	Samford	73 54
												252	A	Jacksonville St.	54 53
												252	H	Jacksonville St.	61 52
												253	A	Tennessee St.	70 60
												253	H	Tennessee St.	87 71
												262	A	Austin Peay	80 71
												264	A	Murray St.	87 69
												267	H	Southeast Mo. St.	89 77
												267	N	Southeast Mo. St.	74 59
												271	A	Eastern Ky.	73 67
												271	H	Eastern Ky.	74 58
												271	N	Eastern Ky.	94 64
												282	A	Tennessee Tech	85 66
												282	H	Tennessee Tech	89 75
												299	H	Lipscomb	100 62
												300	A	Eastern Ill.	77 58
LAST 12 Division I GAMES:															
				271	N	Eastern Ky.	94 64					282	A	Tennessee Tech	85 66
				221	N	UT Martin	83 62					252	H	Jacksonville St.	61 52
				267	N	Southeast Mo. St.	74 59					264	A	Murray St.	87 69
				253	H	Tennessee St.	87 71					206	H	SIUE	94 67
				179	H	Morehead St.	96 76					253	A	Tennessee St.	70 60
				271	A	Eastern Ky.	73 67					282	H	Tennessee Tech	89 75

Non-Div I Games: Trevecca Nazarene 87 56

Belmont

■ Loss,
 ■ Non-Conf, S Site,
 ■ Home
 ■ Away
 N Neutral

B
e
l
m
o
n
t

RPI S Belmont Score

Through Games Of March 12, 2017

RPI	S	Opponent	Score
316	A	Fort Wayne	85 59

B
e
l
m
o
n
t

Belmont

Bethune-Cookman

Through Games Of March 12, 2017

Average RPI Win:	288	WON-LOST	WINNING	LAST 10	STRENGTH OF	OPP. STRENGTH	TEAM	ADJ.	CONF.	ADJ CONF.
Average RPI Loss:	191	RECORD	PCT. RANK	GAMES	SCHEDULE	OF SCHEDULE	RPI	RPI	RPI	RPI
DIV. I ONLY	19- 10	94	9- 1	324	340	171	171	32	32	
DIV. I NON-CONF.	2- 8	288	0- 0	238	289	304	304	31	31	
TOTALS	RPI 1-25	RPI 26-50	W-L RECORDS	RPI 51-100	RPI 101-150	RPI 150+				
19- 10	0- 0	0- 0	OVERALL	0- 2	0- 2	19- 6				
8- 1	0- 0	0- 0	HOME	0- 0	0- 0	8- 1				
8- 7	0- 0	0- 0	AWAY	0- 2	0- 2	8- 3				
3- 2	0- 0	0- 0	NEUTRAL	0- 0	0- 0	3- 2				
2- 8	0- 0	0- 0	NON-CONFERENCE	0- 2	0- 2	2- 4				
1- 0	0- 0	0- 0	HOME	0- 0	0- 0	1- 0				
0- 7	0- 0	0- 0	AWAY	0- 2	0- 2	0- 3				
1- 1	0- 0	0- 0	NEUTRAL	0- 0	0- 0	1- 1				
17- 2	0- 0	0- 0	CONFERENCE	0- 0	0- 0	17- 2				
7- 1	0- 0	0- 0	HOME	0- 0	0- 0	7- 1				
8- 0	0- 0	0- 0	AWAY	0- 0	0- 0	8- 0				
2- 1	0- 0	0- 0	NEUTRAL	0- 0	0- 0	2- 1				

RPI 1-25				RPI 26-50				RPI 51-100				RPI 101+				Team's RPI: 171	
RPI	S	Opponent	Score	RPI	S	Opponent	Score	RPI	S	Opponent	Score	RPI	S	Opponent	Score		
								95	A	Jacksonville	63	69	112	A	Stetson	60	63
								97	A	UCF	43	70	117	A	Clemson	38	59
													151	H	Hampton	66	56
													151	N	Hampton	49	52
													206	N	SIUE	83	78
													226	H	Howard	75	54
													230	A	Southern U.	59	61
													253	N	Tennessee St.	60	69
													261	A	UMES	61	33
													261	H	UMES	56	59
													268	A	Prairie View	64	66
													281	A	N.C. A&T	65	60
													283	A	Norfolk St.	68	58
													283	H	Norfolk St.	53	44
													288	A	Coppin St.	76	56
													288	H	Coppin St.	71	52
													293	A	Savannah St.	38	31
													293	N	Savannah St.	53	43
													294	H	North Florida	52	50
													324	A	Florida A&M	64	41
													324	H	Florida A&M	66	53
													324	N	Florida A&M	59	42
													329	A	Southeastern La.	63	75
													330	H	Morgan St.	50	48
													335	A	N.C. Central	62	52
													347	H	Delaware St.	72	58
LAST 12 Division I GAMES:																	
				151	N	Hampton	49	52	283	H	Norfolk St.	53	44				
				324	N	Florida A&M	59	42	151	H	Hampton	66	56				
				293	N	Savannah St.	53	43	261	A	UMES	61	33				
				324	H	Florida A&M	66	53	288	A	Coppin St.	76	56				
				281	A	N.C. A&T	65	60	226	H	Howard	75	54				
				335	A	N.C. Central	62	52	347	H	Delaware St.	72	58				

Non-Div I Games: Edward Waters 55 45 Flagler 76 53

Bethune-Cookman

■ Loss,
 ■ Non-Conf,
 ■ S Site,
 ■ Home
 ■ A Away
 N Neutral

RPI	S	Opponent	Score
348	A	South Carolina St.	64 34

Bethune-Cookman

Binghamton

Through Games Of March 12, 2017

Average RPI Win:	248	WON-LOST	WINNING	LAST 10	STRENGTH OF	OPP. STRENGTH	TEAM	ADJ.	CONF.	ADJ CONF.
Average RPI Loss:	143	RECORD	PCT. RANK	GAMES	SCHEDULE	OF SCHEDULE	RPI	RPI	RPI	RPI
DIV. I ONLY	11- 17	231	4- 6	148	263	211	211	22	22	
DIV. I NON-CONF.	3- 8	262	0- 0	94	317	210	210	22	22	
TOTALS	RPI 1-25	RPI 26-50	W-L RECORDS	RPI 51-100	RPI 101-150	RPI 150+				
11- 17	0- 0	1- 0	OVERALL	0- 4	1- 6	9- 7				
5- 8	0- 0	0- 0	HOME	0- 2	1- 2	4- 4				
6- 8	0- 0	1- 0	AWAY	0- 2	0- 3	5- 3				
0- 1	0- 0	0- 0	NEUTRAL	0- 0	0- 1	0- 0				
3- 8	0- 0	1- 0	NON-CONFERENCE	0- 2	0- 2	2- 4				
0- 5	0- 0	0- 0	HOME	0- 1	0- 1	0- 3				
3- 3	0- 0	1- 0	AWAY	0- 1	0- 1	2- 1				
0- 0	0- 0	0- 0	NEUTRAL	0- 0	0- 0	0- 0				
8- 9	0- 0	0- 0	CONFERENCE	0- 2	1- 4	7- 3				
5- 3	0- 0	0- 0	HOME	0- 1	1- 1	4- 1				
3- 5	0- 0	0- 0	AWAY	0- 1	0- 2	3- 2				
0- 1	0- 0	0- 0	NEUTRAL	0- 0	0- 1	0- 0				

RPI 1-25				RPI 26-50				RPI 51-100				RPI 101+ Team's RPI: 211			
RPI	S	Opponent	Score	RPI	S	Opponent	Score	RPI	S	Opponent	Score	RPI	S	Opponent	Score
				50	A	Penn	61 48	62	H	Bucknell	57 67	113	A	Albany (NY)	63 80
								72	A	Ohio	55 63	113	H	Albany (NY)	61 67
								76	A	New Hampshire	69 76	127	H	Cornell	51 54
								76	H	New Hampshire	62 70	128	A	Maine	49 62
												128	H	Maine	58 52
												128	N	Maine	40 57
												133	A	Yale	48 57
												154	H	Brown	72 83
												184	A	Hartford	73 76
												184	H	Hartford	60 59
												194	H	Columbia	65 75
												195	A	Providence	58 71
												202	H	Sacred Heart	69 77
												212	A	UMBC	45 53
												212	H	UMBC	69 62
												258	A	Stony Brook	48 40
												258	H	Stony Brook	59 74
												274	A	Vermont	64 55
												274	H	Vermont	76 61
												321	A	NJIT	68 44
												339	A	Fairleigh Dickinson	80 69
												343	A	UMass Lowell	58 48
												343	H	UMass Lowell	69 54
LAST 12 Division I GAMES:															
				128	N	Maine	40 57					274	H	Vermont	76 61
				128	A	Maine	49 62					343	H	UMass Lowell	69 54
				184	H	Hartford	60 59					212	A	UMBC	45 53
				258	H	Stony Brook	59 74					128	H	Maine	58 52
				76	A	New Hampshire	69 76					184	A	Hartford	73 76
				113	A	Albany (NY)	63 80					258	A	Stony Brook	48 40

Non-Div I Games: Georgian Court 74 53 Misericordia 77 54

Binghamton

Loss, Non-Conf, S Site, H Home A Away N Neutral

RPI 1-25			
RPI	S	Opponent	Score
10	A	Washington	66 92
RPI 26-50			
RPI	S	Opponent	Score
Team's RPI: 47			
RPI 51-100			
RPI	S	Opponent	Score
55	A	Colorado St.	51 45
55	H	Colorado St.	53 60
55	N	Colorado St.	65 61
99	A	Wyoming	53 43
99	H	Wyoming	64 54
RPI 101+			
RPI	S	Opponent	Score
101	A	Washington St.	77 73
107	H	UNLV	55 58
114	A	St. Mary's (CA)	83 78
120	N	Charlotte	68 65
134	H	Eastern Wash.	67 64
146	A	Fresno St.	66 48
146	H	Fresno St.	67 66
146	N	Fresno St.	66 53
152	A	New Mexico	68 75
152	H	New Mexico	64 62
152	N	New Mexico	64 62
189	A	Utah St.	63 65
189	H	Utah St.	76 56
203	A	San Jose St.	69 61
203	H	San Jose St.	86 64
214	H	Portland St.	94 76
215	H	Seattle U	73 68
241	H	Hawaii	61 49
270	A	San Diego St.	77 84
276	H	Portland	74 60
285	A	Nevada	62 69
285	H	Nevada	77 74
322	A	Air Force	69 59
322	H	Air Force	72 48
LAST 12 Division I GAMES:			
146	N	Fresno St.	66 53
55	N	Colorado St.	65 61
152	N	New Mexico	64 62
322	H	Air Force	72 48
146	A	Fresno St.	66 48
203	A	San Jose St.	69 61
285	H	Nevada	77 74
99	A	Wyoming	53 43
152	H	New Mexico	64 62
322	A	Air Force	69 59
189	A	Utah St.	63 65
55	H	Colorado St.	53 60

Concordia Portland 71 40

Southern Ore.	89	45
---------------	----	----

Southern Ore.

89 45

Concordia Portland 71

40

■ Loss, ■ Non-Conf, S Site, H Home A Away N Neutral

Average RPI Win:	196	WON-LOST	WINNING	LAST 10	STRENGTH OF	OPP. STRENGTH	TEAM	ADJ.	CONF.	ADJ CONF.
Average RPI Loss:	71	RECORD	PCT. RANK	GAMES	SCHEDULE	OF SCHEDULE	RPI	RPI	RPI	RPI
DIV. I ONLY	9- 21	279	1- 9	45	50	176	176	3	3	
DIV. I NON-CONF.	7- 6	157	0- 0	198	239	188	188	4	4	
<hr/>										
TOTALS	RPI 1-25	RPI 26-50	W-L RECORDS	RPI 51-100	RPI 101-150	RPI 150+				
9- 21	0- 6	0- 3	OVERALL	0- 6	4- 3	5- 3				
6- 9	0- 3	0- 2	HOME	0- 2	2- 2	4- 0				
2- 10	0- 3	0- 1	AWAY	0- 2	2- 1	0- 3				
1- 2	0- 0	0- 0	NEUTRAL	0- 2	0- 0	1- 0				
7- 6	0- 0	0- 0	NON-CONFERENCE	0- 2	2- 2	5- 2				
5- 2	0- 0	0- 0	HOME	0- 1	1- 1	4- 0				
1- 3	0- 0	0- 0	AWAY	0- 0	1- 1	0- 2				
1- 1	0- 0	0- 0	NEUTRAL	0- 1	0- 0	1- 0				
2- 15	0- 6	0- 3	CONFERENCE	0- 4	2- 1	0- 1				
1- 7	0- 3	0- 2	HOME	0- 1	1- 1	0- 0				
1- 7	0- 3	0- 1	AWAY	0- 2	1- 0	0- 1				
0- 1	0- 0	0- 0	NEUTRAL	0- 1	0- 0	0- 0				

RPI 1-25				RPI 26-50				RPI 51-100				RPI 101+ Team's RPI: 176			
RPI	S	Opponent	Score	RPI	S	Opponent	Score	RPI	S	Opponent	Score	RPI	S	Opponent	Score
2	A	Notre Dame	45 82	31	A	Syracuse	52 79	53	A	Virginia	55 62	105	H	Virginia Tech	79 82
2	H	Notre Dame	69 80	31	H	Syracuse	45 72	61	H	Georgia Tech	67 71	114	H	St. Mary's (CA)	54 62
8	H	Duke	44 67	39	H	North Carolina St.	58 70	61	N	Georgia Tech	67 71	117	H	Clemson	60 48
11	A	Louisville	43 68					87	H	Penn St.	56 60	118	A	North Carolina	88 77
12	H	Florida St.	53 85					88	A	Wake Forest	55 71	119	A	Fordham	49 56
15	A	Miami (FL)	51 58					100	N	SMU	64 72	128	H	Maine	64 53
<hr/>															
LAST 12 Division I GAMES:															
		61	N	Georgia Tech	67	71		31	H	Syracuse	45	72			
		105	H	Virginia Tech	79	82		12	H	Florida St.	53	85			
		2	A	Notre Dame	45	82		15	A	Miami (FL)	51	58			
		39	H	North Carolina St.	58	70		88	A	Wake Forest	55	71			
		11	A	Louisville	43	68		8	H	Duke	44	67			
		118	A	North Carolina	88	77		2	H	Notre Dame	69	80			

Non-Div I Games:

Boston College

■ Loss,
■ Non-Conf,
■ S Site,
■ H Home
■ A Away
N Neutral

Average RPI Win:	282	WON-LOST	WINNING	LAST 10	STRENGTH OF	OPP. STRENGTH	TEAM	ADJ.	CONF.	ADJ CONF.
Average RPI Loss:	138	RECORD	PCT. RANK	GAMES	SCHEDULE	OF SCHEDULE	RPI	RPI	RPI	RPI
DIV. I ONLY	13- 17	209	6- 4	245	243	227	227	23	23	
DIV. I NON-CONF.	2- 9	293	0- 0	220	166	319	319	25	25	
TOTALS	RPI 1-25	RPI 26-50	W-L RECORDS	RPI 51-100	RPI 101-150	RPI 150+				
13- 17	0- 0	0- 2	OVERALL	0- 3	0- 4	13- 8				
8- 6	0- 0	0- 1	HOME	0- 2	0- 1	8- 2				
5- 10	0- 0	0- 1	AWAY	0- 1	0- 2	5- 6				
0- 1	0- 0	0- 0	NEUTRAL	0- 0	0- 1	0- 0				
2- 9	0- 0	0- 2	NON-CONFERENCE	0- 1	0- 2	2- 4				
2- 3	0- 0	0- 1	HOME	0- 1	0- 0	2- 1				
0- 5	0- 0	0- 1	AWAY	0- 0	0- 1	0- 3				
0- 1	0- 0	0- 0	NEUTRAL	0- 0	0- 1	0- 0				
11- 8	0- 0	0- 0	CONFERENCE	0- 2	0- 2	11- 4				
6- 3	0- 0	0- 0	HOME	0- 1	0- 1	6- 1				
5- 5	0- 0	0- 0	AWAY	0- 1	0- 1	5- 3				
0- 0	0- 0	0- 0	NEUTRAL	0- 0	0- 0	0- 0				

RPI S	Opponent	Score	RPI S	Opponent	Score	RPI S	Opponent	Score	RPI S	Opponent	Score	Team's RPI: 227
34	A Arizona St.	42 71	62	A Bucknell	56 73	111	N Long Beach St.	48 61				
49	H Harvard	52 65	62	H Bucknell	50 66	113	A Albany (NY)	54 69				
			76	H New Hampshire	51 59	122	A Navy	41 55				
						122	H Navy	59 62				
						160	A Northeastern	59 78				
						161	A Army West Point	66 62				
						161	H Army West Point	52 64				
						176	A Boston College	49 67				
						185	A American	62 73				
						185	A American	51 57				
						185	H American	71 62				
						220	H Dartmouth	49 61				
						231	A Marist	57 76				
						269	A Loyola Maryland	67 55				
						269	H Loyola Maryland	61 58				
						275	A Colgate	87 96				
						275	H Colgate	65 51				
						298	A Lafayette	75 58				
						298	H Lafayette	68 50				
						308	A Lehigh	69 64				
						308	H Lehigh	64 50				
						311	H Massachusetts	64 60				
						318	A Holy Cross	66 49				
						318	H Holy Cross	68 56				
						343	H UMass Lowell	66 56				
LAST 12 Division I GAMES:												
185	A American	51 57	269	A Loyola Maryland	67 55							
161	A Army West Point	66 62	185	H American	71 62							
318	H Holy Cross	68 56	298	A Lafayette	75 58							
161	H Army West Point	52 64	122	A Navy	41 55							
62	A Bucknell	56 73	308	H Lehigh	64 50							
275	H Colgate	65 51	62	H Bucknell	50 66							

Non-Div I Games:

Boston U.

■ Loss,
 ■ Non-Conf, S Site,
 ■ Home
 ■ Away
 N Neutral

Bowling Green

Through Games Of March 12, 2017

Average RPI Win: 240	WON-LOST	WINNING	LAST 10	STRENGTH OF	OPP. STRENGTH	TEAM	ADJ.	CONF.	ADJ CONF.
Average RPI Loss: 121	RECORD	PCT. RANK	GAMES	SCHEDULE	OF SCHEDULE	RPI	RPI	RPI	RPI
DIV. I ONLY	6- 22	315	3- 7	114	106	256	256	10	10
DIV. I NON-CONF.	2- 7	284	0- 0	242	59	299	299	11	11
TOTALS	RPI 1-25	RPI 26-50	W-L RECORDS	RPI 51-100	RPI 101-150	RPI 150+			
6- 22	0- 1	0- 2	OVERALL	1- 9	0- 3	5- 7			
1- 11	0- 0	0- 1	HOME	0- 5	0- 1	1- 4			
3- 10	0- 1	0- 1	AWAY	1- 3	0- 2	2- 3			
2- 1	0- 0	0- 0	NEUTRAL	0- 1	0- 0	2- 0			
2- 7	0- 1	0- 0	NON-CONFERENCE	0- 2	0- 1	2- 3			
0- 3	0- 0	0- 0	HOME	0- 1	0- 0	0- 2			
0- 3	0- 1	0- 0	AWAY	0- 0	0- 1	0- 1			
2- 1	0- 0	0- 0	NEUTRAL	0- 1	0- 0	2- 0			
4- 15	0- 0	0- 2	CONFERENCE	1- 7	0- 2	3- 4			
1- 8	0- 0	0- 1	HOME	0- 4	0- 1	1- 2			
3- 7	0- 0	0- 1	AWAY	1- 3	0- 1	2- 2			
0- 0	0- 0	0- 0	NEUTRAL	0- 0	0- 0	0- 0			

RPI 1-25			RPI 26-50			RPI 51-100			RPI 101+ Team's RPI: 256		
RPI	S	Opponent	Score	RPI	S	Opponent	Score	RPI	S	Opponent	Score
11	A	Louisville	58 83	43	H	Central Mich.	65 76	53	H	Virginia	47 67
				44	A	Toledo	59 74	68	N	Chattanooga	49 54
								72	A	Ohio	68 79
								72	H	Ohio	58 69
								75	H	Northern Ill.	76 89
								96	A	Kent St.	78 80
								96	H	Kent St.	60 70
								98	A	Buffalo	64 62
								98	A	Buffalo	45 61
								98	H	Buffalo	50 61
LAST 12 Division I GAMES:											
98	A	Buffalo	45 61	162	H	Western Mich.	53 74				
249	H	Miami (OH)	65 75	44	A	Toledo	59 74				
72	A	Ohio	68 79	123	A	Ball St.	70 91				
98	A	Buffalo	64 62	235	H	Akron	86 50				
96	H	Kent St.	60 70	96	A	Kent St.	78 80				
249	A	Miami (OH)	61 59	284	A	Eastern Mich.	74 81				

Non-Div I Games: Ohio Valley 82 46 Davis & Elkins 73 46 Malone 65 **78**

Bowling Green

Loss, Non-Conf, S Site, H Home A Away N Neutral

Average RPI Win:	258	WON-LOST	WINNING	LAST 10	STRENGTH OF	OPP. STRENGTH	TEAM	ADJ.	CONF.	ADJ CONF.
Average RPI Loss:	130	RECORD	PCT. RANK	GAMES	SCHEDULE	OF SCHEDULE	RPI	RPI	RPI	RPI
DIV. I ONLY	11- 19	250	4- 6	188	176	232	232	16	16	
DIV. I NON-CONF.	3- 7	250	0- 0	101	199	198	198	14	14	
TOTALS	RPI 1-25	RPI 26-50	W-L RECORDS	RPI 51-100	RPI 101-150	RPI 150+				
11- 19	0- 0	0- 3	OVERALL	0- 7	1- 0	10- 9				
6- 7	0- 0	0- 2	HOME	0- 3	1- 0	5- 2				
4- 11	0- 0	0- 1	AWAY	0- 3	0- 0	4- 7				
1- 1	0- 0	0- 0	NEUTRAL	0- 1	0- 0	1- 0				
3- 7	0- 0	0- 1	NON-CONFERENCE	0- 4	1- 0	2- 2				
1- 3	0- 0	0- 1	HOME	0- 2	1- 0	0- 0				
2- 4	0- 0	0- 0	AWAY	0- 2	0- 0	2- 2				
0- 0	0- 0	0- 0	NEUTRAL	0- 0	0- 0	0- 0				
8- 12	0- 0	0- 2	CONFERENCE	0- 3	0- 0	8- 7				
5- 4	0- 0	0- 1	HOME	0- 1	0- 0	5- 2				
2- 7	0- 0	0- 1	AWAY	0- 1	0- 0	2- 5				
1- 1	0- 0	0- 0	NEUTRAL	0- 1	0- 0	1- 0				

RPI S	Opponent	Score	RPI S	Opponent	Score	RPI S	Opponent	Score	RPI S	Opponent	Score	Team's RPI: 232
26	A Drake	46 98	26	H Drake	60 93	52	A UNI	50 70	142	H Detroit Mercy	70 60	
28	H Green Bay	43 68	28	H Green Bay	43 68	52	H UNI	53 72	162	A Western Mich.	64 83	
						52	N UNI	39 69	166	A Missouri St.	75 73	
						59	A Western Ill.	77 91	166	H Missouri St.	62 56	
						75	H Northern Ill.	51 81	173	A Wichita St.	54 65	
						94	H Saint Louis	58 68	173	H Wichita St.	69 76	
						96	A Kent St.	52 77	178	A Southern Ill.	63 69	
									178	H Southern Ill.	57 66	
									225	A Evansville	71 73	
									225	H Evansville	56 52	
									251	A Indiana St.	51 58	
									251	H Indiana St.	54 41	
									259	A Butler	56 58	
									290	A Valparaiso	67 56	
									303	A Illinois St.	63 71	
									303	H Illinois St.	70 59	
									320	A Ill.-Chicago	65 56	
									326	A Loyola Chicago	60 53	
									326	H Loyola Chicago	72 45	
									326	N Loyola Chicago	57 42	
LAST 12 Division I GAMES:												
52	N UNI	39 69	166	H Missouri St.	62 56							
326	N Loyola Chicago	57 42	26	A Drake	46 98							
303	H Illinois St.	70 59	52	A UNI	50 70							
178	A Southern Ill.	63 69	251	H Indiana St.	54 41							
225	A Evansville	71 73	326	H Loyola Chicago	72 45							
173	H Wichita St.	69 76	225	H Evansville	56 52							

Non-Div I Games: Eureka

103 59

Bradley

Average RPI Win: 211	WON-LOST	WINNING	LAST 10	STRENGTH OF	OPP. STRENGTH	TEAM	ADJ.	CONF.	ADJ CONF.
Average RPI Loss: 137	RECORD	PCT. RANK	GAMES	SCHEDULE	OF SCHEDULE	RPI	RPI	RPI	RPI
DIV. I ONLY	15- 12	136	4- 6	185	176	154	154	8	8
DIV. I NON-CONF.	8- 4	97	0- 0	336	335	209	209	9	9
TOTALS	RPI 1-25	RPI 26-50	W-L RECORDS	RPI 51-100	RPI 101-150	RPI 150+			
15- 12	0- 0	0- 5	OVERALL	0- 0	4- 3	11- 4			
7- 6	0- 0	0- 2	HOME	0- 0	2- 1	5- 3			
8- 6	0- 0	0- 3	AWAY	0- 0	2- 2	6- 1			
0- 0	0- 0	0- 0	NEUTRAL	0- 0	0- 0	0- 0			
8- 4	0- 0	0- 0	NON-CONFERENCE	0- 0	0- 1	8- 3			
4- 2	0- 0	0- 0	HOME	0- 0	0- 0	4- 2			
4- 2	0- 0	0- 0	AWAY	0- 0	0- 1	4- 1			
0- 0	0- 0	0- 0	NEUTRAL	0- 0	0- 0	0- 0			
7- 8	0- 0	0- 5	CONFERENCE	0- 0	4- 2	3- 1			
3- 4	0- 0	0- 2	HOME	0- 0	2- 1	1- 1			
4- 4	0- 0	0- 3	AWAY	0- 0	2- 1	2- 0			
0- 0	0- 0	0- 0	NEUTRAL	0- 0	0- 0	0- 0			

RPI 1-25			RPI 26-50			RPI 51-100			RPI 101+ Team's RPI: 154		
RPI	S	Opponent	Score	RPI	S	Opponent	Score	RPI	S	Opponent	Score
				49	A	Harvard	59 69	103	A	Princeton	98 88
				49	H	Harvard	63 66	103	H	Princeton	75 81
				50	A	Penn	60 71	127	A	Cornell	67 46
				50	A	Penn	60 86	127	H	Cornell	72 67
				50	H	Penn	68 71	133	A	Yale	51 73
								133	H	Yale	76 73
								147	A	VCU	72 85
								194	A	Columbia	76 59
								194	H	Columbia	69 60
								195	H	Providence	77 70
								202	A	Sacred Heart	80 66
								211	A	Binghamton	83 72
								220	A	Dartmouth	65 62
								220	H	Dartmouth	88 92
								226	H	Howard	83 78
								244	A	Bryant	67 70
								274	A	Vermont	62 50
								275	H	Colgate	62 67
								279	H	Manhattan	57 58
								301	H	Rhode Island	76 65
								327	H	Saint Peter's	80 71
								330	A	Morgan St.	68 51
LAST 12 Division I GAMES:											
50	A	Penn	60 71	50	H	Penn	68 71				
127	A	Cornell	67 46	220	A	Dartmouth	65 62				
194	A	Columbia	76 59	49	A	Harvard	59 69				
49	H	Harvard	63 66	194	H	Columbia	69 60				
220	H	Dartmouth	88 92	127	H	Cornell	72 67				
103	H	Princeton	75 81	133	A	Yale	51 73				

Non-Div I Games: Rhode Island Col. 90 44

Brown

Average RPI Win: 292
Average RPI Loss: 216

Average RPI Win:	292	WON-LOST	WINNING	LAST 10	STRENGTH OF	OPP. STRENGTH	TEAM	ADJ.	CONF.	ADJ CONF.
Average RPI Loss:	216	RECORD	PCT. RANK	GAMES	SCHEDULE	OF SCHEDULE	RPI	RPI	RPI	RPI
DIV. I ONLY	18- 14	130	8- 2	345	330	244	244	31	31	
DIV. I NON-CONF.	5- 6	186	0- 0	339	238	293	293	32	32	
TOTALS	RPI 1-25	RPI 26-50	W-L RECORDS	RPI 51-100	RPI 101-150	RPI 150+				
18- 14	0- 0	0- 0	OVERALL	0- 1	0- 1	18- 12				
12- 2	0- 0	0- 0	HOME	0- 0	0- 1	12- 1				
5- 11	0- 0	0- 0	AWAY	0- 1	0- 0	5- 10				
1- 1	0- 0	0- 0	NEUTRAL	0- 0	0- 0	1- 1				
5- 6	0- 0	0- 0	NON-CONFERENCE	0- 1	0- 1	5- 4				
3- 1	0- 0	0- 0	HOME	0- 0	0- 1	3- 0				
1- 4	0- 0	0- 0	AWAY	0- 1	0- 0	1- 3				
1- 1	0- 0	0- 0	NEUTRAL	0- 0	0- 0	1- 1				
13- 8	0- 0	0- 0	CONFERENCE	0- 0	0- 0	13- 8				
9- 1	0- 0	0- 0	HOME	0- 0	0- 0	9- 1				
4- 7	0- 0	0- 0	AWAY	0- 0	0- 0	4- 7				
0- 0	0- 0	0- 0	NEUTRAL	0- 0	0- 0	0- 0				

[illegible]

Non-Div I Games:

Bryant

Loss, Non-Conf, S Site, H Home A Away N Neutral

RPI	S	Opponent	Score	
339	A	Fairleigh Dickinson	56	48
339	H	Fairleigh Dickinson	50	48
341	A	Wagner	58	55
341	H	Wagner	70	61
343	H	UMass Lowell	73	62

B
r
y
a
n
t

B
r
y
a
n
t

Bryant

Average RPI Win:	225	WON-LOST	WINNING	LAST 10	STRENGTH OF	OPP. STRENGTH	TEAM	ADJ.	CONF.	ADJ CONF.
Average RPI Loss:	173	RECORD	PCT. RANK	GAMES	SCHEDULE	OF SCHEDULE	RPI	RPI	RPI	RPI
DIV. I ONLY	27- 5	11	10- 0	282	225	62	62	23	23	
DIV. I NON-CONF.	8- 3	67	0- 0	280	98	87	87	25	25	
TOTALS	RPI 1-25	RPI 26-50	W-L RECORDS	RPI 51-100	RPI 101-150	RPI 150+				
27- 5	0- 1	0- 0	OVERALL	1- 0	4- 1	22- 3				
16- 0	0- 0	0- 0	HOME	1- 0	2- 0	13- 0				
11- 5	0- 0	0- 0	AWAY	0- 0	2- 0	9- 0				
0- 0	0- 0	0- 0	NEUTRAL	0- 0	0- 0	0- 0				
8- 3	0- 1	0- 0	NON-CONFERENCE	1- 0	1- 1	6- 1				
4- 0	0- 0	0- 0	HOME	1- 0	0- 0	3- 0				
4- 3	0- 1	0- 0	AWAY	0- 0	1- 1	3- 1				
0- 0	0- 0	0- 0	NEUTRAL	0- 0	0- 0	0- 0				
19- 2	0- 0	0- 0	CONFERENCE	0- 0	3- 0	16- 2				
12- 0	0- 0	0- 0	HOME	0- 0	2- 0	10- 0				
7- 2	0- 0	0- 0	AWAY	0- 0	1- 0	6- 2				
0- 0	0- 0	0- 0	NEUTRAL	0- 0	0- 0	0- 0				

RPI 1-25					
RPI	S	Opponent	Score		
21	A	Elon	58	64	
RPI 26-50					
RPI	S	Opponent	Score		
RPI 51-100 Team's RPI: 62					
RPI	S	Opponent	Score		
78	H	Drexel	78	66	
RPI 101+					
RPI	S	Opponent	Score		
116	A	Saint Joseph's	64	61	
118	A	North Carolina	50	65	
122	A	Navy	63	54	
122	H	Navy	67	64	
122	H	Navy	79	71	
161	A	Army West Point	60	56	
161	H	Army West Point	68	62	
180	H	Cleveland St.	77	66	
185	A	American	47	59	
185	H	American	69	57	
185	H	American	73	67	
211	A	Binghamton	67	57	
224	A	Rutgers	53	57	
227	A	Boston U.	66	50	
227	H	Boston U.	73	56	
235	A	Akron	61	47	
247	A	St. Bonaventure	57	35	
269	A	Loyola Maryland	72	66	
269	H	Loyola Maryland	75	72	
269	H	Loyola Maryland	57	39	
275	A	Colgate	79	49	
275	H	Colgate	79	56	
279	H	Manhattan	69	64	
298	A	Lafayette	79	65	
298	H	Lafayette	78	61	
308	A	Lehigh	77	58	
LAST 12 Division I GAMES:					
122	H	Navy	79	71	
185	H	American	69	57	
269	H	Loyola Maryland	75	72	
298	H	Lafayette	78	61	
122	A	Navy	63	54	
298	A	Lafayette	79	65	
227	H	Boston U.	73	56	
269	H	Loyola Maryland	57	39	
275	A	Colgate	79	49	
308	H	Lehigh	73	54	
318	A	Holy Cross	51	63	
185	A	American	47	59	

Non-Div I Games:

Bucknell

Loss, Non-Conf, S Site, H Home A Away N Neutral

B
u
c
k
n
e
l
l

RPI S Opponent Score

Through Games Of March 12, 2017

RPI	S	Opponent	Score	
308	H	Lehigh	73	54
318	A	Holy Cross	51	63
318	H	Holy Cross	77	48
321	H	NJIT	67	36

B
u
c
k
n
e
l
l

Bucknell

Buffalo

Through Games Of March 12, 2017

Average RPI Win:	197	WON-LOST	WINNING	LAST 10	STRENGTH OF	OPP. STRENGTH	TEAM	ADJ.	CONF.	ADJ CONF.
Average RPI Loss:	85	RECORD	PCT. RANK	GAMES	SCHEDULE	OF SCHEDULE	RPI	RPI	RPI	RPI
DIV. I ONLY	22- 10	71	6- 4	147	111	98	98	10	10	
DIV. I NON-CONF.	10- 1	15	0- 0	229	192	59	59	11	11	
TOTALS	RPI 1-25	RPI 26-50	W-L RECORDS	RPI 51-100	RPI 101-150	RPI 150+				
22- 10	0- 0	1- 5	OVERALL	3- 3	3- 1	15- 1				
13- 4	0- 0	1- 1	HOME	3- 1	0- 1	9- 1				
8- 4	0- 0	0- 2	AWAY	0- 2	2- 0	6- 0				
1- 2	0- 0	0- 2	NEUTRAL	0- 0	1- 0	0- 0				
10- 1	0- 0	0- 1	NON-CONFERENCE	1- 0	2- 0	7- 0				
7- 0	0- 0	0- 0	HOME	1- 0	0- 0	6- 0				
3- 0	0- 0	0- 0	AWAY	0- 0	2- 0	1- 0				
0- 1	0- 0	0- 1	NEUTRAL	0- 0	0- 0	0- 0				
12- 9	0- 0	1- 4	CONFERENCE	2- 3	1- 1	8- 1				
6- 4	0- 0	1- 1	HOME	2- 1	0- 1	3- 1				
5- 4	0- 0	0- 2	AWAY	0- 2	0- 0	5- 0				
1- 1	0- 0	0- 1	NEUTRAL	0- 0	1- 0	0- 0				

RPI S	Opponent	Score	RPI S	Opponent	Score	RPI S	Opponent	Score	RPI S	Opponent	Score
43	A Central Mich.	71 88	43	H Central Mich.	67 56	72	A Ohio	55 83	119	A Fordham	58 54
44	A Toledo	63 85	44	H Toledo	64 73	75	H Northern Ill.	80 89	123	H Ball St.	75 89
44	N Toledo	65 72	49	N Harvard	62 74	96	A Kent St.	71 80	123	N Ball St.	69 65
						96	H Kent St.	77 62	124	A Duquesne	71 69
						97	H UCF	66 65	162	A Western Mich.	62 47
									182	H Hofstra	74 50
									202	H Sacred Heart	76 55
									235	A Akron	81 55
									235	H Akron	81 51
									247	H St. Bonaventure	68 47
									249	A Miami (OH)	68 51
									249	H Miami (OH)	71 45
									254	A Canisius	65 52
									256	A Bowling Green	61 50
									256	H Bowling Green	61 45
									256	H Bowling Green	62 64
									265	H Niagara	73 63
									279	H Manhattan	73 39
									284	A Eastern Mich.	56 52
									311	H Massachusetts	61 47
LAST 12 Division I GAMES:											
44	N Toledo	65 72	72	H Ohio	65 54						
123	N Ball St.	69 65	235	H Akron	81 51						
256	H Bowling Green	61 45	284	A Eastern Mich.	56 52						
96	A Kent St.	71 80	75	H Northern Ill.	80 89						
235	A Akron	81 55	96	H Kent St.	77 62						
256	H Bowling Green	62 64	44	A Toledo	63 85						

Non-Div I Games:

Buffalo

■ Loss,
 ■ Non-Conf, S Site,
 ■ Home
 ■ Away
 N Neutral

Average RPI Win:	235	WON-LOST	WINNING	LAST 10	STRENGTH OF	OPP. STRENGTH	TEAM	ADJ.	CONF.	ADJ CONF.
Average RPI Loss:	96	RECORD	PCT. RANK	GAMES	SCHEDULE	OF SCHEDULE	RPI	RPI	RPI	RPI
DIV. I ONLY	6- 25	322	1- 9	78	79	259	259	7	7	
DIV. I NON-CONF.	3- 8	262	0- 0	184	142	296	296	7	7	
TOTALS	RPI 1-25	RPI 26-50	W-L RECORDS	RPI 51-100	RPI 101-150	RPI 150+				
6- 25	0- 5	0- 4	OVERALL	0- 7	0- 1	6- 8				
4- 12	0- 2	0- 2	HOME	0- 4	0- 1	4- 3				
1- 12	0- 2	0- 2	AWAY	0- 3	0- 0	1- 5				
1- 1	0- 1	0- 0	NEUTRAL	0- 0	0- 0	1- 0				
3- 8	0- 0	0- 2	NON-CONFERENCE	0- 1	0- 1	3- 4				
3- 4	0- 0	0- 1	HOME	0- 1	0- 1	3- 1				
0- 4	0- 0	0- 1	AWAY	0- 0	0- 0	0- 3				
0- 0	0- 0	0- 0	NEUTRAL	0- 0	0- 0	0- 0				
3- 17	0- 5	0- 2	CONFERENCE	0- 6	0- 0	3- 4				
1- 8	0- 2	0- 1	HOME	0- 3	0- 0	1- 2				
1- 8	0- 2	0- 1	AWAY	0- 3	0- 0	1- 2				
1- 1	0- 1	0- 0	NEUTRAL	0- 0	0- 0	1- 0				

RPI 1-25				RPI 26-50				RPI 51-100				RPI 101+ Team's RPI: 259			
RPI	S	Opponent	Score	RPI	S	Opponent	Score	RPI	S	Opponent	Score	RPI	S	Opponent	Score
17	A	DePaul	69 100	28	A	Green Bay	34 61	67	A	Villanova	58 61	123	H	Ball St.	50 74
17	H	DePaul	62 92	29	A	Marquette	53 91	67	H	Villanova	69 70	164	A	TCU	47 73
23	A	Creighton	52 67	29	H	Marquette	66 72	70	A	Georgetown	72 83	174	A	Arkansas	50 68
23	H	Creighton	53 65	30	H	South Fla.	59 74	70	H	Georgetown	52 58	195	A	Providence	51 68
23	N	Creighton	55 64					71	A	St. John's (NY)	55 62	195	H	Providence	58 64
								71	H	St. John's (NY)	41 62	199	A	Seton Hall	63 65
								97	H	UCF	59 66	199	H	Seton Hall	79 58
												205	H	ETSU	59 68
												207	A	Xavier	65 62
												207	H	Xavier	43 53
												207	N	Xavier	68 66
												210	A	Wisconsin	55 60
												232	H	Bradley	58 56
												251	H	Indiana St.	66 48
												316	H	Fort Wayne	70 64
LAST 12 Division I GAMES:															
		23 N Creighton	55 64			17 H DePaul	62 92								
		207 N Xavier	68 66			29 H Marquette	66 72								
		23 H Creighton	53 65			207 H Xavier	43 53								
		195 H Providence	58 64			199 A Seton Hall	63 65								
		67 A Villanova	58 61			71 A St. John's (NY)	55 62								
		70 A Georgetown	72 83			70 H Georgetown	52 58								

Non-Div I Games:

Butler

■ Loss,
■ Non-Conf,
■ S Site,
■ H Home
■ A Away
N Neutral

CSU Bakersfield

Through Games Of March 12, 2017

Average RPI Win:	288	WON-LOST	WINNING	LAST 10	STRENGTH OF	OPP. STRENGTH	TEAM	ADJ.	CONF.	ADJ CONF.
Average RPI Loss:	182	RECORD	PCT. RANK	GAMES	SCHEDULE	OF SCHEDULE	RPI	RPI	RPI	RPI
DIV. I ONLY	13- 14	184	7- 3	331	277	263	263	29	29	
DIV. I NON-CONF.	3- 9	275	0- 0	305	119	315	315	29	29	
TOTALS	RPI 1-25	RPI 26-50	W-L RECORDS	RPI 51-100	RPI 101-150	RPI 150+				
13- 14	0- 1	0- 1	OVERALL	0- 2	0- 2	13- 8				
7- 6	0- 1	0- 0	HOME	0- 1	0- 1	7- 3				
6- 7	0- 0	0- 1	AWAY	0- 1	0- 1	6- 4				
0- 1	0- 0	0- 0	NEUTRAL	0- 0	0- 0	0- 1				
3- 9	0- 1	0- 1	NON-CONFERENCE	0- 2	0- 0	3- 5				
2- 4	0- 1	0- 0	HOME	0- 1	0- 0	2- 2				
1- 5	0- 0	0- 1	AWAY	0- 1	0- 0	1- 3				
0- 0	0- 0	0- 0	NEUTRAL	0- 0	0- 0	0- 0				
10- 5	0- 0	0- 0	CONFERENCE	0- 0	0- 2	10- 3				
5- 2	0- 0	0- 0	HOME	0- 0	0- 1	5- 1				
5- 2	0- 0	0- 0	AWAY	0- 0	0- 1	5- 1				
0- 1	0- 0	0- 0	NEUTRAL	0- 0	0- 0	0- 1				

RPI 1-25				RPI 26-50				RPI 51-100				RPI 101+				Team's RPI: 263
RPI	S	Opponent	Score	RPI	S	Opponent	Score	RPI	S	Opponent	Score	RPI	S	Opponent	Score	
6	H	Stanford	56 77	36	A	Oregon	62 77	56	A	California	63 86	137	A	New Mexico St.	55 69	
								77	H	South Dakota	60 75	137	H	New Mexico St.	55 64	
												187	H	UC Riverside	66 71	
												215	A	Seattle U	47 54	
												215	H	Seattle U	52 63	
												237	A	UTRGV	67 61	
												237	H	UTRGV	74 46	
												241	H	Hawaii	58 51	
												243	A	Pacific	61 91	
												245	A	Grand Canyon	80 64	
												245	H	Grand Canyon	74 59	
												273	H	Cal Poly	57 49	
												291	H	Southern Utah	59 65	
												292	A	UMKC	65 63	
												292	H	UMKC	52 33	
												302	A	UTEP	61 74	
												314	A	Pepperdine	57 62	
												328	A	UC Irvine	86 66	
												332	A	Utah Valley	63 59	
												332	H	Utah Valley	55 39	
												332	N	Utah Valley	53 59	
												344	A	Chicago St.	71 67	
												344	H	Chicago St.	83 48	
LAST 12 Division I GAMES:																
332	N	Utah Valley	53 59	237	A	UTRGV	67 61									
245	A	Grand Canyon	80 64	137	A	New Mexico St.	55 69									
344	A	Chicago St.	71 67	245	H	Grand Canyon	74 59									
292	A	UMKC	65 63	292	H	UMKC	52 33									
215	H	Seattle U	52 63	344	H	Chicago St.	83 48									
332	H	Utah Valley	55 39	332	A	Utah Valley	63 59									

Non-Div I Games: Stanislaus St. 78 51 Fresno Pacific 84 61

CSU Bakersfield

Loss, Non-Conf, S Site, H Home A Away N Neutral

CSUN				STRENGTH OF SCHEDULE	OPP. STRENGTH OF SCHEDULE	TEAM RPI	ADJ. RPI	CONF. RPI	ADJ CONF. RPI
Average RPI Win:	222	WON-LOST RECORD	WINNING PCT. RANK						
Average RPI Loss:	144		LAST 10 GAMES						
DIV. I ONLY	18- 14	130	7- 3	172	215	155	155	24	24
DIV. I NON-CONF.	7- 7	165	0- 0	90	131	127	127	23	23
TOTALS	RPI 1-25	RPI 26-50	W-L RECORDS	RPI 51-100	RPI 101-150	RPI 150+			
18- 14	0- 2	0- 2	OVERALL	0- 2	4- 3	14- 5			
8- 7	0- 0	0- 2	HOME	0- 1	2- 1	6- 3			
9- 6	0- 2	0- 0	AWAY	0- 1	2- 1	7- 2			
1- 1	0- 0	0- 0	NEUTRAL	0- 0	0- 1	1- 0			
7- 7	0- 2	0- 2	NON-CONFERENCE	0- 0	3- 1	4- 2			
2- 5	0- 0	0- 2	HOME	0- 0	1- 1	1- 2			
5- 2	0- 2	0- 0	AWAY	0- 0	2- 0	3- 0			
0- 0	0- 0	0- 0	NEUTRAL	0- 0	0- 0	0- 0			
11- 7	0- 0	0- 0	CONFERENCE	0- 2	1- 2	10- 3			
6- 2	0- 0	0- 0	HOME	0- 1	1- 0	5- 1			
4- 4	0- 0	0- 0	AWAY	0- 1	0- 1	4- 2			
1- 1	0- 0	0- 0	NEUTRAL	0- 0	0- 1	1- 0			

RPI 1-25				RPI 26-50				RPI 51-100				RPI 101+ Team's RPI: 155			
RPI	S	Opponent	Score	RPI	S	Opponent	Score	RPI	S	Opponent	Score	RPI	S	Opponent	Score
6	A	Stanford	54 88	42	H	Michigan St.	59 63	83	A	UC Davis	65 81	111	A	Long Beach St.	60 63
10	A	Washington	44 101	50	H	Penn	36 47	83	H	UC Davis	55 63	111	H	Long Beach St.	63 56
												111	N	Long Beach St.	60 61
												114	A	St. Mary's (CA)	73 61
												134	H	Eastern Wash.	57 71
												142	H	Detroit Mercy	76 67
												146	A	Fresno St.	61 57
												187	A	UC Riverside	70 67
												187	H	UC Riverside	79 70
												200	A	UC Santa Barbara	62 55
												200	H	UC Santa Barbara	75 61
												214	H	Portland St.	99 72
												215	A	Seattle U	68 64
												223	H	San Diego	67 76
												239	A	Weber St.	89 78
												241	A	Hawaii	60 49
												241	H	Hawaii	67 56
												241	N	Hawaii	71 64
												273	A	Cal Poly	68 79
												273	H	Cal Poly	63 70
												291	H	Southern Utah	71 77
												295	A	Northern Ariz.	83 79
												328	A	UC Irvine	52 77
												328	H	UC Irvine	85 77
												346	A	Cal St. Fullerton	71 54
												346	H	Cal St. Fullerton	58 41
LAST 12 Division I GAMES:															
				111	N	Long Beach St.	60 61	241	A	Hawaii	60 49				
				241	N	Hawaii	71 64	328	H	UC Irvine	85 77				
				83	H	UC Davis	55 63	187	A	UC Riverside	70 67				
				111	A	Long Beach St.	60 63	200	A	UC Santa Barbara	62 55				
				187	H	UC Riverside	79 70	241	H	Hawaii	67 56				
				346	A	Cal St. Fullerton	71 54	111	H	Long Beach St.	63 56				

Non-Div I Games:

CSUN

■ Loss,
 ■ Non-Conf,
 ■ S Site,
 ■ Home
 ■ Away
 N Neutral

Average RPI Win:	262	WON-LOST	WINNING	LAST 10	STRENGTH OF	OPP. STRENGTH	TEAM	ADJ.	CONF.	ADJ CONF.
Average RPI Loss:	168	RECORD	PCT. RANK	GAMES	SCHEDULE	OF SCHEDULE	RPI	RPI	RPI	RPI
DIV. I ONLY	11- 18	243	4- 6	278	246	273	273	24	24	
DIV. I NON-CONF.	4- 8	230	0- 0	204	250	279	279	23	23	
TOTALS	RPI 1-25	RPI 26-50	W-L RECORDS	RPI 51-100	RPI 101-150	RPI 150+				
11- 18	0- 2	0- 0	OVERALL	0- 3	1- 3	10- 10				
8- 6	0- 0	0- 0	HOME	0- 1	1- 2	7- 3				
3- 11	0- 2	0- 0	AWAY	0- 2	0- 1	3- 6				
0- 1	0- 0	0- 0	NEUTRAL	0- 0	0- 0	0- 1				
4- 8	0- 2	0- 0	NON-CONFERENCE	0- 1	0- 2	4- 3				
4- 2	0- 0	0- 0	HOME	0- 0	0- 2	4- 0				
0- 6	0- 2	0- 0	AWAY	0- 1	0- 0	0- 3				
0- 0	0- 0	0- 0	NEUTRAL	0- 0	0- 0	0- 0				
7- 10	0- 0	0- 0	CONFERENCE	0- 2	1- 1	6- 7				
4- 4	0- 0	0- 0	HOME	0- 1	1- 0	3- 3				
3- 5	0- 0	0- 0	AWAY	0- 1	0- 1	3- 3				
0- 1	0- 0	0- 0	NEUTRAL	0- 0	0- 0	0- 1				

RPI 1-25				RPI 26-50				RPI 51-100				RPI 101+ Team's RPI: 273			
RPI	S	Opponent	Score	RPI	S	Opponent	Score	RPI	S	Opponent	Score	RPI	S	Opponent	Score
6	A	Stanford	55 83					65	A	Montana St.	52 71	111	A	Long Beach St.	80 83
9	A	UCLA	64 80					83	A	UC Davis	75 83	111	H	Long Beach St.	69 67
								83	H	UC Davis	53 61	114	H	St. Mary's (CA)	71 79
												140	H	San Francisco	67 73
												155	A	CSUN	70 63
												155	H	CSUN	79 68
												187	A	UC Riverside	59 68
												187	H	UC Riverside	69 72
												200	A	UC Santa Barbara	63 77
												200	H	UC Santa Barbara	78 67
												241	A	Hawaii	57 66
												241	H	Hawaii	79 87
												241	N	Hawaii	50 71
												245	A	Grand Canyon	59 64
												263	A	CSU Bakersfield	49 57
												286	A	Sacramento St.	96 97
												295	H	Northern Ariz.	58 53
												305	H	North Dakota St.	73 46
												314	H	Pepperdine	62 52
												328	A	UC Irvine	78 60
												328	H	UC Irvine	71 74
												332	H	Utah Valley	77 65
												346	A	Cal St. Fullerton	69 45
												346	H	Cal St. Fullerton	73 57
LAST 12 Division I GAMES:															
241	N	Hawaii	50 71	346	A	Cal St. Fullerton	69 45								
200	A	UC Santa Barbara	63 77	328	A	UC Irvine	78 60								
346	H	Cal St. Fullerton	73 57	187	H	UC Riverside	69 72								
83	A	UC Davis	75 83	83	H	UC Davis	53 61								
328	H	UC Irvine	71 74	241	A	Hawaii	57 66								
111	H	Long Beach St.	69 67	155	A	CSUN	70 63								

Non-Div I Games:

Cal Poly

■ Loss,
 ■ Non-Conf,
 ■ S Site,
 ■ Home
 ■ A Away
 N Neutral

Cal St. Fullerton

Through Games Of March 12, 2017

Average RPI Win:	326	WON-LOST	WINNING	LAST 10	STRENGTH OF	OPP. STRENGTH	TEAM	ADJ.	CONF.	ADJ CONF.
Average RPI Loss:	198	RECORD	PCT. RANK	GAMES	SCHEDULE	OF SCHEDULE	RPI	RPI	RPI	RPI
DIV. I ONLY	2- 25	344	0- 10	308	258	346	346	24	24	
DIV. I NON-CONF.	1- 10	325	0- 0	325	295	346	346	23	23	
TOTALS	RPI 1-25	RPI 26-50	W-L RECORDS	RPI 51-100	RPI 101-150	RPI 150+				
2- 25	0- 0	0- 0	OVERALL	0- 3	0- 4	2- 18				
2- 12	0- 0	0- 0	HOME	0- 1	0- 2	2- 9				
0- 13	0- 0	0- 0	AWAY	0- 2	0- 2	0- 9				
0- 0	0- 0	0- 0	NEUTRAL	0- 0	0- 0	0- 0				
1- 10	0- 0	0- 0	NON-CONFERENCE	0- 1	0- 2	1- 7				
1- 5	0- 0	0- 0	HOME	0- 0	0- 1	1- 4				
0- 5	0- 0	0- 0	AWAY	0- 1	0- 1	0- 3				
0- 0	0- 0	0- 0	NEUTRAL	0- 0	0- 0	0- 0				
1- 15	0- 0	0- 0	CONFERENCE	0- 2	0- 2	1- 11				
1- 7	0- 0	0- 0	HOME	0- 1	0- 1	1- 5				
0- 8	0- 0	0- 0	AWAY	0- 1	0- 1	0- 6				
0- 0	0- 0	0- 0	NEUTRAL	0- 0	0- 0	0- 0				

RPI S	Opponent	Score	RPI S	Opponent	Score	RPI S	Opponent	Score	RPI S	Opponent	Score	Team's RPI: 346
						83	A UC Davis	39 59	111	A Long Beach St.	55 84	
						83	H UC Davis	51 70	111	H Long Beach St.	48 65	
						99	A Wyoming	26 61	134	A Eastern Wash.	67 84	
									150	H Idaho	86 88	
									155	A CSUN	41 58	
									155	H CSUN	54 71	
									187	A UC Riverside	45 68	
									187	H UC Riverside	63 75	
									194	H Columbia	46 61	
									200	A UC Santa Barbara	37 57	
									200	H UC Santa Barbara	49 56	
									204	H Loyola Marymount	62 77	
									214	A Portland St.	73 81	
									223	A San Diego	50 103	
									241	A Hawaii	50 60	
									241	H Hawaii	45 55	
									270	H San Diego St.	61 71	
									273	A Cal Poly	57 73	
									273	H Cal Poly	45 69	
									310	A Denver	58 77	
									314	H Pepperdine	58 69	
									323	H Montana	72 56	
									328	A UC Irvine	62 69	
									328	H UC Irvine	64 53	
LAST 12 Division I GAMES:												
			328	A UC Irvine	62 69		111	A Long Beach St.	55 84			
			273	A Cal Poly	57 73		200	A UC Santa Barbara	37 57			
			241	H Hawaii	45 55		83	A UC Davis	39 59			
			155	H CSUN	54 71		111	H Long Beach St.	48 65			
			187	H UC Riverside	63 75		187	A UC Riverside	45 68			
			273	H Cal Poly	45 69		83	H UC Davis	51 70			

Non-Div I Games: Antelope Valley 64 56 Whittier 97 49

Cal St. Fullerton

■ Loss,
 ■ Non-Conf, S Site,
 ■ Home
 ■ Away
 N Neutral

California

Through Games Of March 12, 2017

Average RPI Win:	148	WON-LOST	WINNING	LAST 10	STRENGTH OF	OPP. STRENGTH	TEAM	ADJ.	CONF.	ADJ CONF.
Average RPI Loss:	39	RECORD	PCT. RANK	GAMES	SCHEDULE	OF SCHEDULE	RPI	RPI	RPI	RPI
DIV. I ONLY	19- 13	115	4- 6	43	24	56	56	1	1	
DIV. I NON-CONF.	12- 0	1	0- 0	187	188	24	24	1	1	
TOTALS	RPI 1-25	RPI 26-50	W-L RECORDS	RPI 51-100	RPI 101-150	RPI 150+				
19- 13	2- 6	1- 3	OVERALL	2- 2	7- 2	7- 0				
10- 6	1- 2	0- 2	HOME	1- 1	3- 1	5- 0				
5- 6	0- 3	1- 1	AWAY	0- 1	3- 1	1- 0				
4- 1	1- 1	0- 0	NEUTRAL	1- 0	1- 0	1- 0				
12- 0	1- 0	0- 0	NON-CONFERENCE	0- 0	4- 0	7- 0				
7- 0	0- 0	0- 0	HOME	0- 0	2- 0	5- 0				
2- 0	0- 0	0- 0	AWAY	0- 0	1- 0	1- 0				
3- 0	1- 0	0- 0	NEUTRAL	0- 0	1- 0	1- 0				
7- 13	1- 6	1- 3	CONFERENCE	2- 2	3- 2	0- 0				
3- 6	1- 2	0- 2	HOME	1- 1	1- 1	0- 0				
3- 6	0- 3	1- 1	AWAY	0- 1	2- 1	0- 0				
1- 1	0- 1	0- 0	NEUTRAL	1- 0	0- 0	0- 0				

RPI S Opponent Score	RPI S Opponent Score	RPI S Opponent Score	RPI S Opponent Score
4 A Oregon St. 56 71	34 A Arizona St. 62 72	79 A Utah 57 63	101 A Washington St. 79 84
4 H Oregon St. 56 66	34 H Arizona St. 45 54	79 H Utah 64 73	102 N Southern Miss. 71 51
4 N Oregon St. 49 65	36 A Oregon 55 49	92 H Southern California 63 56	110 A Colorado 65 53
6 A Stanford 54 72	36 H Oregon 66 69	92 N Southern California 71 58	110 H Colorado 59 64
6 H Stanford 66 72			114 A St. Mary's (CA) 74 67
9 H UCLA 80 77			124 H Duquesne 86 66
10 A Washington 67 90			130 A Arizona 74 64
20 N Oklahoma 82 74			130 H Arizona 71 60
			140 H San Francisco 75 52
			158 H Santa Clara 73 58
			187 H UC Riverside 71 56
			196 A Nebraska 86 65
			263 H CSU Bakersfield 86 63
			286 H Sacramento St. 97 73
			308 H Lehigh 96 63
			317 N Arkansas St. 80 55
LAST 12 Division I GAMES:			
4 N Oregon St. 49 65	110 H Colorado 59 64		
92 N Southern California 71 58	79 H Utah 64 73		
4 A Oregon St. 56 71	92 H Southern California 63 56		
36 A Oregon 55 49	9 H UCLA 80 77		
6 A Stanford 54 72	101 A Washington St. 79 84		
6 H Stanford 66 72	10 A Washington 67 90		

Non-Div I Games:

California

Loss, Non-Conf, S Site, H Home A Away N Neutral

Average RPI Win:	283	WON-LOST	WINNING	LAST 10	STRENGTH OF	OPP. STRENGTH	TEAM	ADJ.	CONF.	ADJ CONF.
Average RPI Loss:	178	RECORD	PCT. RANK	GAMES	SCHEDULE	OF SCHEDULE	RPI	RPI	RPI	RPI
DIV. I ONLY	18- 9	86	6- 4	329	329	192	192	28	28	
DIV. I NON-CONF.	5- 3	122	0- 0	324	347	214	214	28	28	
TOTALS	RPI 1-25	RPI 26-50	W-L RECORDS	RPI 51-100	RPI 101-150	RPI 150+				
18- 9	0- 0	0- 0	OVERALL	0- 1	0- 3	18- 5				
8- 4	0- 0	0- 0	HOME	0- 0	0- 2	8- 2				
8- 4	0- 0	0- 0	AWAY	0- 1	0- 1	8- 2				
2- 1	0- 0	0- 0	NEUTRAL	0- 0	0- 0	2- 1				
5- 3	0- 0	0- 0	NON-CONFERENCE	0- 1	0- 1	5- 1				
1- 2	0- 0	0- 0	HOME	0- 0	0- 1	1- 1				
2- 1	0- 0	0- 0	AWAY	0- 1	0- 0	2- 0				
2- 0	0- 0	0- 0	NEUTRAL	0- 0	0- 0	2- 0				
13- 6	0- 0	0- 0	CONFERENCE	0- 0	0- 2	13- 4				
7- 2	0- 0	0- 0	HOME	0- 0	0- 1	7- 1				
6- 3	0- 0	0- 0	AWAY	0- 0	0- 1	6- 2				
0- 1	0- 0	0- 0	NEUTRAL	0- 0	0- 0	0- 1				

RPI S	Opponent	Score	RPI S	Opponent	Score	RPI S	Opponent	Score	RPI S	Opponent	Score	Team's RPI: 192
						93 A	Mercer	60 76	126 A	Radford	48 49	
									126 H	Radford	42 61	
									147 H	VCU	53 66	
									197 A	UNC Asheville	61 55	
									197 H	UNC Asheville	61 60	
									197 N	UNC Asheville	55 64	
									205 H	ETSU	55 56	
									222 A	Presbyterian	49 39	
									222 H	Presbyterian	50 42	
									233 A	High Point	69 53	
									233 H	High Point	58 33	
									234 A	Liberty	47 57	
									234 H	Liberty	52 58	
									240 A	Charleston So.	43 60	
									240 H	Charleston So.	54 37	
									278 A	Western Caro.	50 48	
									287 N	Ark.-Pine Bluff	51 31	
									312 A	Gardner-Webb	73 61	
									312 H	Gardner-Webb	67 56	
									315 A	USC Upstate	56 41	
									330 N	Morgan St.	62 51	
									335 H	N.C. Central	61 30	
									342 A	Longwood	66 54	
									342 H	Longwood	74 50	
									345 A	Winthrop	70 35	
									345 H	Winthrop	61 32	
LAST 12 Division I GAMES:												
			197 N	UNC Asheville	55 64		345 A	Winthrop	70 35			
			234 A	Liberty	47 57		197 H	UNC Asheville	61 60			
			126 A	Radford	48 49		240 A	Charleston So.	43 60			
			312 H	Gardner-Webb	67 56		342 H	Longwood	74 50			
			222 H	Presbyterian	50 42		234 H	Liberty	52 58			
			233 A	High Point	69 53		312 A	Gardner-Webb	73 61			

Non-Div I Games: Columbia (SC) 73 32 Saint Augustine's 69 33 St. Andrews 94 39

Campbell

Loss, Non-Conf, S Site, H Home A Away N Neutral

Canisius

Through Games Of March 12, 2017

Average RPI Win: 264	WON-LOST	WINNING	LAST 10	STRENGTH OF	OPP. STRENGTH	TEAM	ADJ.	CONF.	ADJ CONF.
Average RPI Loss: 143	RECORD	PCT. RANK	GAMES	SCHEDULE	OF SCHEDULE	RPI	RPI	RPI	RPI
DIV. I ONLY	10- 21	267	4- 6	163	224	254	254	19	19
DIV. I NON-CONF.	1- 8	314	0- 0	98	266	281	281	17	17
TOTALS	RPI 1-25	RPI 26-50	W-L RECORDS	RPI 51-100	RPI 101-150	RPI 150+			
10- 21	0- 0	0- 4	OVERALL	0- 1	0- 6	10- 10			
5- 9	0- 0	0- 1	HOME	0- 1	0- 3	5- 4			
4- 11	0- 0	0- 2	AWAY	0- 0	0- 3	4- 6			
1- 1	0- 0	0- 1	NEUTRAL	0- 0	0- 0	1- 0			
1- 8	0- 0	0- 1	NON-CONFERENCE	0- 1	0- 2	1- 4			
0- 4	0- 0	0- 0	HOME	0- 1	0- 1	0- 2			
1- 4	0- 0	0- 1	AWAY	0- 0	0- 1	1- 2			
0- 0	0- 0	0- 0	NEUTRAL	0- 0	0- 0	0- 0			
9- 13	0- 0	0- 3	CONFERENCE	0- 0	0- 4	9- 6			
5- 5	0- 0	0- 1	HOME	0- 0	0- 2	5- 2			
3- 7	0- 0	0- 1	AWAY	0- 0	0- 2	3- 4			
1- 1	0- 0	0- 1	NEUTRAL	0- 0	0- 0	1- 0			

RPI 1-25				RPI 26-50				RPI 51-100				RPI 101+				Team's RPI: 254	
RPI	S	Opponent	Score	RPI	S	Opponent	Score	RPI	S	Opponent	Score	RPI	S	Opponent	Score		
				27	A	Ohio St.	56 89	98	H	Buffalo	52 65	109	A	Rider	50 61		
				32	A	Quinnipiac	49 62					109	H	Rider	70 71		
				32	H	Quinnipiac	53 64					127	A	Cornell	43 60		
				32	N	Quinnipiac	58 63					135	H	Lamar University	51 65		
												148	A	Iona	52 55		
												148	H	Iona	45 58		
												160	H	Northeastern	59 83		
												165	A	Fairfield	48 57		
												165	H	Fairfield	63 49		
												177	A	Siena	42 67		
												177	H	Siena	67 77		
												179	A	Morehead St.	68 77		
												218	A	Monmouth	53 55		
												218	H	Monmouth	74 54		
												231	A	Marist	60 67		
												231	H	Marist	74 85		
												235	H	Akron	64 73		
												242	A	Saint Francis (PA)	74 95		
												247	A	St. Bonaventure	74 57		
												265	A	Niagara	65 57		
												265	H	Niagara	52 41		
												265	N	Niagara	80 74		
												279	A	Manhattan	62 57		
												279	H	Manhattan	58 48		
												327	A	Saint Peter's	59 54		
												327	H	Saint Peter's	61 56		
LAST 12 Division I GAMES:																	
				32	N	Quinnipiac	58 63					109	A	Rider	50 61		
				265	N	Niagara	80 74					265	H	Niagara	52 41		
				32	A	Quinnipiac	49 62					148	H	Iona	45 58		
				165	A	Fairfield	48 57					279	H	Manhattan	58 48		
				177	H	Siena	67 77					231	A	Marist	60 67		
				327	H	Saint Peter's	61 56					177	A	Siena	42 67		

Non-Div I Games:

Canisius

■ Loss,
 ■ Non-Conf,
 ■ S Site,
 ■ H Home
 ■ A Away
 N Neutral

Central Ark.

Through Games Of March 12, 2017

Average RPI Win:	256	WON-LOST	WINNING	LAST 10	STRENGTH OF	OPP. STRENGTH	TEAM	ADJ.	CONF.	ADJ CONF.
Average RPI Loss:	92	RECORD	PCT. RANK	GAMES	SCHEDULE	OF SCHEDULE	RPI	RPI	RPI	RPI
DIV. I ONLY	22- 4	10	10- 0	302	272	82	82	27	27	
DIV. I NON-CONF.	4- 2	97	0- 0	295	61	107	107	27	27	
TOTALS	RPI 1-25	RPI 26-50	W-L RECORDS	RPI 51-100	RPI 101-150	RPI 150+				
22- 4	0- 1	0- 0	OVERALL	3- 0	1- 3	18- 0				
9- 1	0- 0	0- 0	HOME	1- 0	1- 1	7- 0				
9- 3	0- 0	0- 0	AWAY	1- 0	0- 1	8- 0				
4- 0	0- 0	0- 0	NEUTRAL	1- 0	0- 0	3- 0				
4- 2	0- 1	0- 0	NON-CONFERENCE	0- 0	0- 1	4- 0				
1- 0	0- 0	0- 0	HOME	0- 0	0- 0	1- 0				
1- 2	0- 1	0- 0	AWAY	0- 0	0- 1	1- 0				
2- 0	0- 0	0- 0	NEUTRAL	0- 0	0- 0	2- 0				
18- 2	0- 0	0- 0	CONFERENCE	3- 0	1- 2	14- 0				
8- 1	0- 0	0- 0	HOME	1- 0	1- 1	6- 0				
8- 1	0- 0	0- 0	AWAY	1- 0	0- 1	7- 0				
2- 0	0- 0	0- 0	NEUTRAL	1- 0	0- 0	1- 0				

RPI 1-25				RPI 26-50				RPI 51-100				Team's RPI: 82				RPI 101+			
RPI	S	Opponent	Score	RPI	S	Opponent	Score	RPI	S	Opponent	Score	RPI	S	Opponent	Score	RPI	S	Opponent	Score
22	A	Texas A&M	49 74					89	A	SFA	67 63	104	A	Texas Tech	45 79				
								89	H	SFA	70 58	108	A	Abilene Christian	76 83				
								89	N	SFA	60 35	108	H	Abilene Christian	80 70				
												135	H	Lamar University	56 70				
												175	N	Houston	69 55				
												234	N	Liberty	61 41				
												236	A	New Orleans	55 51				
												266	A	A&M-Corpus Christi	49 41				
												266	N	A&M-Corpus Christi	62 44				
												280	A	McNeese	72 49				
												280	H	McNeese	67 52				
												297	A	Nicholls St.	61 52				
												304	A	Northwestern St.	62 51				
												304	H	Northwestern St.	76 43				
												307	A	Alcorn	71 57				
												307	H	Alcorn	59 45				
												329	A	Southeastern La.	78 64				
												329	H	Southeastern La.	77 55				
												333	H	Incarinate Word	63 50				
												337	A	Houston Baptist	80 49				
												337	H	Houston Baptist	83 39				
												340	H	Sam Houston St.	75 48				
LAST 12 Division I GAMES:																			
				89	N	SFA	60 35					340	H	Sam Houston St.	75 48				
				266	N	A&M-Corpus Christi	62 44					297	A	Nicholls St.	61 52				
				304	A	Northwestern St.	62 51					108	H	Abilene Christian	80 70				
				89	H	SFA	70 58					329	H	Southeastern La.	77 55				
				329	A	Southeastern La.	78 64					280	A	McNeese	72 49				
				337	H	Houston Baptist	83 39					333	H	Incarinate Word	63 50				

Non-Div I Games: Crowley's Ridge 102 31 Williams Baptist 82 32 Central Baptist 94 47 Hendrix 71 39
Central Ark.

Loss, Non-Conf, S Site, H Home A Away N Neutral

Average RPI Win:	296	WON-LOST	WINNING	LAST 10	STRENGTH OF	OPP. STRENGTH	TEAM	ADJ.	CONF.	ADJ CONF.
Average RPI Loss:	213	RECORD	PCT. RANK	GAMES	SCHEDULE	OF SCHEDULE	RPI	RPI	RPI	RPI
DIV. I ONLY	11- 20	255	3- 7	320	327	306	306	31	31	
DIV. I NON-CONF.	1- 10	325	0- 0	291	163	343	343	32	32	
TOTALS	RPI 1-25	RPI 26-50	W-L RECORDS	RPI 51-100	RPI 101-150	RPI 150+				
11- 20	0- 0	0- 1	OVERALL	0- 1	0- 1	11- 17				
7- 5	0- 0	0- 0	HOME	0- 0	0- 0	7- 5				
4- 14	0- 0	0- 1	AWAY	0- 1	0- 1	4- 11				
0- 1	0- 0	0- 0	NEUTRAL	0- 0	0- 0	0- 1				
1- 10	0- 0	0- 1	NON-CONFERENCE	0- 1	0- 1	1- 7				
1- 2	0- 0	0- 0	HOME	0- 0	0- 0	1- 2				
0- 7	0- 0	0- 1	AWAY	0- 1	0- 1	0- 4				
0- 1	0- 0	0- 0	NEUTRAL	0- 0	0- 0	0- 1				
10- 10	0- 0	0- 0	CONFERENCE	0- 0	0- 0	10- 10				
6- 3	0- 0	0- 0	HOME	0- 0	0- 0	6- 3				
4- 7	0- 0	0- 0	AWAY	0- 0	0- 0	4- 7				
0- 0	0- 0	0- 0	NEUTRAL	0- 0	0- 0	0- 0				

RPI S	Opponent	Score	RPI S	Opponent	Score	RPI S	Opponent	Score	RPI S	Opponent	Score	Team's RPI: 306
			31 A	Syracuse	63 95	76 A	New Hampshire	52 56	105 A	Virginia Tech	47 81	
									176 A	Boston College	46 66	
									181 A	Robert Morris	62 70	
									181 A	Robert Morris	46 55	
									181 H	Robert Morris	39 62	
									184 H	Hartford	58 68	
									199 A	Seton Hall	70 78	
									202 A	Sacred Heart	61 82	
									202 H	Sacred Heart	67 50	
									220 A	Dartmouth	51 61	
									242 A	Saint Francis (PA)	65 57	
									242 A	Saint Francis (PA)	81 87	
									242 H	Saint Francis (PA)	70 72	
									244 A	Bryant	64 70	
									244 H	Bryant	53 52	
									258 H	Stony Brook	59 64	
									270 N	San Diego St.	62 80	
									274 H	Vermont	78 76	
									289 A	Mt. St. Mary's	66 81	
									289 H	Mt. St. Mary's	68 58	
									311 A	Massachusetts	37 76	
									324 A	St. Francis Brooklyn	61 53	
									324 H	St. Francis Brooklyn	71 44	
									336 A	LIU Brooklyn	76 71	
									336 H	LIU Brooklyn	62 68	
									339 A	Fairleigh Dickinson	64 77	
LAST 12 Division I GAMES:												
			181 A	Robert Morris	62 70		339 A	Fairleigh Dickinson	64 77			
			242 A	Saint Francis (PA)	65 57		202 A	Sacred Heart	61 82			
			244 A	Bryant	64 70		341 A	Wagner	83 71			
			324 H	St. Francis Brooklyn	71 44		289 A	Mt. St. Mary's	66 81			
			242 H	Saint Francis (PA)	70 72		336 H	LIU Brooklyn	62 68			
			181 H	Robert Morris	39 62		244 H	Bryant	53 52			

Non-Div I Games:

Central Conn. St.

■ Loss,
 ■ Non-Conf,
 ■ S Site,
 ■ Home
 ■ A Away
 N Neutral

RPI	S	Opponent	Score	
339	H	Fairleigh Dickinson	68	49
341	A	Wagner	83	71
341	H	Wagner	66	53

Central Conn. St.
t
.

Central Mich.

Through Games Of March 12, 2017

Average RPI Win:	187	WON-LOST	WINNING	LAST 10	STRENGTH OF	OPP. STRENGTH	TEAM	ADJ.	CONF.	ADJ CONF.
Average RPI Loss:	74	RECORD	PCT. RANK	GAMES	SCHEDULE	OF SCHEDULE	RPI	RPI	RPI	RPI
DIV. I ONLY	23- 8	44	8- 2	103	101	43	43	10	10	
DIV. I NON-CONF.	8- 4	97	0- 0	240	57	138	138	11	11	
TOTALS	RPI 1-25	RPI 26-50	W-L RECORDS	RPI 51-100	RPI 101-150	RPI 150+				
23- 8	0- 2	1- 1	OVERALL	6- 3	2- 1	14- 1				
15- 1	0- 1	1- 0	HOME	3- 0	2- 0	9- 0				
6- 6	0- 1	0- 1	AWAY	3- 3	0- 1	3- 0				
2- 1	0- 0	0- 0	NEUTRAL	0- 0	0- 0	2- 1				
8- 4	0- 2	0- 0	NON-CONFERENCE	0- 2	1- 0	7- 0				
6- 1	0- 1	0- 0	HOME	0- 0	1- 0	5- 0				
0- 3	0- 1	0- 0	AWAY	0- 2	0- 0	0- 0				
2- 0	0- 0	0- 0	NEUTRAL	0- 0	0- 0	2- 0				
15- 4	0- 0	1- 1	CONFERENCE	6- 1	1- 1	7- 1				
9- 0	0- 0	1- 0	HOME	3- 0	1- 0	4- 0				
6- 3	0- 0	0- 1	AWAY	3- 1	0- 1	3- 0				
0- 1	0- 0	0- 0	NEUTRAL	0- 0	0- 0	0- 1				

RPI 1-25				RPI 26-50				Team's RPI: 43	RPI 51-100				RPI 101+			
RPI	S	Opponent	Score	RPI	S	Opponent	Score		RPI	S	Opponent	Score	RPI	S	Opponent	Score
2	A	Notre Dame	47 107	44	A	Toledo	72 74		58	A	Purdue	51 62	116	H	Saint Joseph's	73 71
21	H	Elon	57 71	44	H	Toledo	72 61		72	A	Ohio	70 64	123	A	Ball St.	73 81
									72	H	Ohio	64 59	123	H	Ball St.	101 92
									75	A	Northern Ill.	109 94	156	H	Oakland	70 67
									75	H	Northern Ill.	109 86	162	A	Western Mich.	94 73
									85	A	Middle Tenn.	69 79	162	H	Western Mich.	94 83
									96	A	Kent St.	91 78	162	N	Western Mich.	63 67
									98	A	Buffalo	56 67	208	H	Illinois	82 51
									98	H	Buffalo	88 71	235	H	Akron	89 62
													249	H	Miami (OH)	80 61
													255	H	Furman	81 71
													256	A	Bowling Green	76 65
													284	A	Eastern Mich.	104 63
													284	H	Eastern Mich.	71 48
													305	N	North Dakota St.	77 55
													320	H	Ill.-Chicago	77 55
													326	H	Loyola Chicago	95 57
													332	N	Utah Valley	71 62
LAST 12 Division I GAMES:																
162	N	Western Mich.	63 67	72	A	Ohio	70 64									
284	H	Eastern Mich.	71 48	162	H	Western Mich.	94 83									
162	A	Western Mich.	94 73	75	A	Northern Ill.	109 94									
123	A	Ball St.	73 81	284	A	Eastern Mich.	104 63									
75	H	Northern Ill.	109 86	72	H	Ohio	64 59									
44	H	Toledo	72 61	44	A	Toledo	72 74									

Non-Div I Games:

Central Mich.

■ Loss,
 ■ Non-Conf, S Site,
 ■ Home
 ■ Away
 N Neutral

Charleston So.

Through Games Of March 12, 2017

Average RPI Win:	273	WON-LOST	WINNING	LAST 10	STRENGTH OF	OPP. STRENGTH	TEAM	ADJ.	CONF.	ADJ CONF.
Average RPI Loss:	189	RECORD	PCT. RANK	GAMES	SCHEDULE	OF SCHEDULE	RPI	RPI	RPI	RPI
DIV. I ONLY	15- 13	152	6- 4	335	302	240	240	28	28	
DIV. I NON-CONF.	3- 5	223	0- 0	343	198	324	324	28	28	
TOTALS	RPI 1-25	RPI 26-50	W-L RECORDS	RPI 51-100	RPI 101-150	RPI 150+				
15- 13	0- 0	0- 1	OVERALL	0- 0	1- 3	14- 9				
9- 4	0- 0	0- 0	HOME	0- 0	1- 0	8- 4				
6- 8	0- 0	0- 1	AWAY	0- 0	0- 2	6- 5				
0- 1	0- 0	0- 0	NEUTRAL	0- 0	0- 1	0- 0				
3- 5	0- 0	0- 1	NON-CONFERENCE	0- 0	0- 1	3- 3				
2- 2	0- 0	0- 0	HOME	0- 0	0- 0	2- 2				
1- 3	0- 0	0- 1	AWAY	0- 0	0- 1	1- 1				
0- 0	0- 0	0- 0	NEUTRAL	0- 0	0- 0	0- 0				
12- 8	0- 0	0- 0	CONFERENCE	0- 0	1- 2	11- 6				
7- 2	0- 0	0- 0	HOME	0- 0	1- 0	6- 2				
5- 5	0- 0	0- 0	AWAY	0- 0	0- 1	5- 4				
0- 1	0- 0	0- 0	NEUTRAL	0- 0	0- 1	0- 0				

RPI 1-25			RPI 26-50			RPI 51-100			RPI 101+			Team's RPI: 240			
RPI	S	Opponent	Score	RPI	S	Opponent	Score	RPI	S	Opponent	Score	RPI	S	Opponent	Score
40	A	West Virginia	38 88									118	A	North Carolina	77 93
												126	A	Radford	59 67
												126	H	Radford	57 45
												126	N	Radford	50 53
												192	A	Campbell	37 54
												192	H	Campbell	60 43
												197	A	UNC Asheville	47 56
												197	H	UNC Asheville	73 66
												217	H	Col. of Charleston	76 79
												222	A	Presbyterian	48 50
												222	H	Presbyterian	52 34
												233	A	High Point	74 68
												233	H	High Point	62 64
												234	A	Liberty	52 50
												234	A	Liberty	56 67
												234	H	Liberty	72 81
												238	H	Wofford	45 59
												248	H	Ga. Southern	55 54
												278	A	Western Caro.	53 58
												299	A	Lipscomb	67 52
LAST 12 Division I GAMES:															
126	N	Radford	50 53	234	A	Liberty	56 67	312	A	Gardner-Webb	51 48				
234	A	Liberty	52 50	197	H	UNC Asheville	73 66	312	H	Gardner-Webb	64 57				
345	A	Winthrop	70 58	126	A	Radford	59 67	342	A	Longwood	62 47				
312	A	Gardner-Webb	51 48	192	H	Campbell	60 43	342	H	Longwood	71 63				
342	H	Longwood	71 63	222	H	Presbyterian	52 34	345	A	Winthrop	70 58				
233	H	High Point	62 64	197	A	UNC Asheville	47 56	345	H	Winthrop	71 52				

Non-Div I Games: Southern Wesleyan 80 57 Montreat 79 50 Paine 75 67

Charleston So.

Loss, Non-Conf, S Site, H Home A Away N Neutral

RPI	S	Opponent	Score
348	H	South Carolina St.	67 62

Charleston So. .

C
h
a
r
l
e
s
t
o
n
S
o
.

C
h
a
r
l
e
s
t
o
n
S
o
.

Average RPI Win:	210	WON-LOST	WINNING	LAST 10	STRENGTH OF	OPP. STRENGTH	TEAM	ADJ.	CONF.	ADJ CONF.
Average RPI Loss:	102	RECORD	PCT. RANK	GAMES	SCHEDULE	OF SCHEDULE	RPI	RPI	RPI	RPI
DIV. I ONLY	21- 10	77	5- 5	213	104	120	120	14	14	
DIV. I NON-CONF.	8- 3	67	0- 0	289	34	116	116	16	16	
TOTALS	RPI 1-25	RPI 26-50	W-L RECORDS	RPI 51-100	RPI 101-150	RPI 150+				
21- 10	0- 1	1- 2	OVERALL	0- 2	3- 3	17- 2				
10- 4	0- 0	1- 0	HOME	0- 1	0- 1	9- 2				
10- 3	0- 1	0- 1	AWAY	0- 0	3- 1	7- 0				
1- 3	0- 0	0- 1	NEUTRAL	0- 1	0- 1	1- 0				
8- 3	0- 1	0- 1	NON-CONFERENCE	0- 1	1- 0	7- 0				
5- 0	0- 0	0- 0	HOME	0- 0	0- 0	5- 0				
3- 1	0- 1	0- 0	AWAY	0- 0	1- 0	2- 0				
0- 2	0- 0	0- 1	NEUTRAL	0- 1	0- 0	0- 0				
13- 7	0- 0	1- 1	CONFERENCE	0- 1	2- 3	10- 2				
5- 4	0- 0	1- 0	HOME	0- 1	0- 1	4- 2				
7- 2	0- 0	0- 1	AWAY	0- 0	2- 1	5- 0				
1- 1	0- 0	0- 0	NEUTRAL	0- 0	0- 1	1- 0				

RPI S	Opponent	Score	RPI S	Opponent	Score	RPI S	Opponent	Score	RPI S	Opponent	Score	Team's RPI: 120
15	A Miami (FL)	46 80	35	A Western Ky.	74 75	79	N Utah	68 81	102	A Southern Miss.	78 61	
			35	H Western Ky.	89 85	85	H Middle Tenn.	81 83	124	A Duquesne	77 63	
			47	N Boise St.	65 68				136	A Old Dominion	86 75	
									136	H Old Dominion	70 72	
									139	A Louisiana Tech	54 80	
									139	N Louisiana Tech	55 66	
									157	A Rice	69 51	
									157	H Rice	52 55	
									163	A Pittsburgh	70 63	
									172	H East Carolina	79 64	
									186	A North Texas	78 63	
									186	H North Texas	66 49	
									188	H UTSA	78 67	
									191	H UAB	81 88	
									210	H Wisconsin	63 48	
									217	A Col. of Charleston	62 49	
									222	H Presbyterian	71 63	
									250	A Marshall	89 75	
									250	H Marshall	93 77	
									250	N Marshall	71 66	
									277	H Davidson	93 79	
									302	H UTEP	84 74	
									309	A FIU	101 54	
									338	A Fla. Atlantic	72 66	
									342	H Longwood	66 41	
LAST 12 Division I GAMES:												
			139	N Louisiana Tech	55 66	136	H Old Dominion	70 72				
			250	N Marshall	71 66	85	H Middle Tenn.	81 83				
			302	H UTEP	84 74	191	H UAB	81 88				
			188	H UTSA	78 67	309	A FIU	101 54				
			250	A Marshall	89 75	338	A Fla. Atlantic	72 66				
			35	A Western Ky.	74 75	157	H Rice	52 55				

Non-Div I Games:

Charlotte

■ Loss,
■ Non-Conf, S Site,
■ Home
■ Away
N Neutral

Chattanooga

Through Games Of March 12, 2017

Average RPI Win:	211	WON-LOST	WINNING	LAST 10	STRENGTH OF	OPP. STRENGTH	TEAM	ADJ.	CONF.	ADJ CONF.
Average RPI Loss:	84	RECORD	PCT. RANK	GAMES	SCHEDULE	OF SCHEDULE	RPI	RPI	RPI	RPI
DIV. I ONLY	21- 10	77	9- 1	84	122	68	68	17	17	
DIV. I NON-CONF.	6- 8	203	0- 0	49	11	100	100	20	20	
TOTALS	RPI 1-25	RPI 26-50	W-L RECORDS	RPI 51-100	RPI 101-150	RPI 150+				
21- 10	0- 3	0- 1	OVERALL	3- 3	1- 1	17- 2				
8- 4	0- 1	0- 1	HOME	1- 2	1- 0	6- 0				
8- 5	0- 2	0- 0	AWAY	1- 1	0- 0	7- 2				
5- 1	0- 0	0- 0	NEUTRAL	1- 0	0- 1	4- 0				
6- 8	0- 3	0- 1	NON-CONFERENCE	0- 3	1- 1	5- 0				
1- 4	0- 1	0- 1	HOME	0- 2	1- 0	0- 0				
3- 3	0- 2	0- 0	AWAY	0- 1	0- 0	3- 0				
2- 1	0- 0	0- 0	NEUTRAL	0- 0	0- 1	2- 0				
15- 2	0- 0	0- 0	CONFERENCE	3- 0	0- 0	12- 2				
7- 0	0- 0	0- 0	HOME	1- 0	0- 0	6- 0				
5- 2	0- 0	0- 0	AWAY	1- 0	0- 0	4- 2				
3- 0	0- 0	0- 0	NEUTRAL	1- 0	0- 0	2- 0				

RPI 1-25				RPI 26-50				RPI 51-100 Team's RPI: 68				RPI 101+			
RPI	S	Opponent	Score	RPI	S	Opponent	Score	RPI	S	Opponent	Score	RPI	S	Opponent	Score
1	A	UConn	43 80	28	H	Green Bay	55 71	51	H	Indiana	76 79	112	H	Stetson	66 55
2	H	Notre Dame	58 79					80	A	FGCU	55 68	128	N	Maine	39 49
11	A	Louisville	47 63					84	H	Florida	61 72	198	A	UNCG	72 75
								93	A	Mercer	74 56	198	H	UNCG	58 55
								93	H	Mercer	70 50	198	N	UNCG	75 53
								93	N	Mercer	61 59	205	A	ETSU	70 62
												205	H	ETSU	60 45
												221	A	UT Martin	80 60
												222	A	Presbyterian	56 48
												224	A	Rutgers	66 53
												228	A	Samford	77 61
												228	H	Samford	51 45
												238	A	Wofford	71 61
												238	H	Wofford	76 56
												255	A	Furman	48 65
												255	H	Furman	66 43
												256	N	Bowling Green	54 49
												278	A	Western Caro.	60 48
												278	H	Western Caro.	67 46
												278	N	Western Caro.	85 41
												298	N	Lafayette	68 43
LAST 12 Division I GAMES:															
		93 N Mercer	61 59			198 A UNCG	72 75								
		198 N UNCG	75 53			205 A ETSU	70 62								
		278 N Western Caro.	85 41			228 H Samford	51 45								
		238 H Wofford	76 56			93 H Mercer	70 50								
		255 H Furman	66 43			255 A Furman	48 65								
		278 A Western Caro.	60 48			238 A Wofford	71 61								

Non-Div I Games:

Chattanooga

■ Loss,
■ Non-Conf, S Site,
■ Home
■ Away
N Neutral

Average RPI Win:	0	WON-LOST	WINNING	LAST 10	STRENGTH OF	OPP. STRENGTH	TEAM	ADJ.	CONF.	ADJ CONF.
Average RPI Loss:	204	RECORD	PCT. RANK	GAMES	SCHEDULE	OF SCHEDULE	RPI	RPI	RPI	RPI
DIV. I ONLY	0- 29	348	0- 10	180	319	344	344	29	29	
DIV. I NON-CONF.	0- 14	335	0- 0	91	303	320	320	29	29	
TOTALS	RPI 1-25	RPI 26-50	W-L RECORDS	RPI 51-100	RPI 101-150	RPI 150+				
0- 29	0- 1	0- 0	OVERALL	0- 3	0- 5	0- 20				
0- 13	0- 0	0- 0	HOME	0- 1	0- 2	0- 10				
0- 15	0- 1	0- 0	AWAY	0- 2	0- 3	0- 9				
0- 1	0- 0	0- 0	NEUTRAL	0- 0	0- 0	0- 1				
0- 14	0- 1	0- 0	NON-CONFERENCE	0- 3	0- 3	0- 7				
0- 6	0- 0	0- 0	HOME	0- 1	0- 1	0- 4				
0- 8	0- 1	0- 0	AWAY	0- 2	0- 2	0- 3				
0- 0	0- 0	0- 0	NEUTRAL	0- 0	0- 0	0- 0				
0- 15	0- 0	0- 0	CONFERENCE	0- 0	0- 2	0- 13				
0- 7	0- 0	0- 0	HOME	0- 0	0- 1	0- 6				
0- 7	0- 0	0- 0	AWAY	0- 0	0- 1	0- 6				
0- 1	0- 0	0- 0	NEUTRAL	0- 0	0- 0	0- 1				

RPI 1-25				RPI 26-50				RPI 51-100				RPI 101+ Team's RPI: 344			
RPI	S	Opponent	Score	RPI	S	Opponent	Score	RPI	S	Opponent	Score	RPI	S	Opponent	Score
24	A	Kansas St.	33 83					59	H	Western Ill.	50 54	123	A	Ball St.	53 88
								69	A	Northwestern	42 75	137	A	New Mexico St.	63 100
								75	A	Northern Ill.	85 94	137	H	New Mexico St.	54 65
												143	H	Wright St.	65 71
												145	A	Milwaukee	49 71
												156	H	Oakland	60 80
												162	H	Western Mich.	51 64
												179	A	Morehead St.	55 63
												183	A	Cincinnati	53 81
												215	A	Seattle U	53 82
												215	H	Seattle U	51 64
												215	N	Seattle U	60 78
												237	A	UTRGV	43 71
												237	H	UTRGV	46 57
												245	A	Grand Canyon	39 57
												245	H	Grand Canyon	62 73
												263	A	CSU Bakersfield	48 83
												263	H	CSU Bakersfield	67 71
												290	H	Valparaiso	51 53
												292	A	UMKC	53 62
												292	H	UMKC	55 71
												321	H	NJIT	42 57
												326	A	Loyola Chicago	54 59
												332	A	Utah Valley	54 73
												332	H	Utah Valley	59 62
LAST 12 Division I GAMES:															
215	N	Seattle U	60 78	215	A	Seattle U	53 82								
292	H	UMKC	55 71	137	H	New Mexico St.	54 65								
263	H	CSU Bakersfield	67 71	245	A	Grand Canyon	39 57								
245	H	Grand Canyon	62 73	263	A	CSU Bakersfield	48 83								
292	A	UMKC	53 62	237	H	UTRGV	46 57								
332	A	Utah Valley	54 73	215	H	Seattle U	51 64								

Non-Div I Games:

Chicago St.

■ Loss,
■ Non-Conf,
■ S Site,
■ H Home
■ A Away
N Neutral

Average RPI Win: 218	WON-LOST	WINNING	LAST 10	STRENGTH OF	OPP. STRENGTH	TEAM	ADJ.	CONF.	ADJ CONF.
Average RPI Loss: 104	RECORD	PCT. RANK	GAMES	SCHEDULE	OF SCHEDULE	RPI	RPI	RPI	RPI
DIV. I ONLY	15- 14	162	2- 8	233	85	183	183	5	5
DIV. I NON-CONF.	8- 4	97	0- 0	334	278	227	227	5	5
TOTALS	RPI 1-25	RPI 26-50	W-L RECORDS	RPI 51-100	RPI 101-150	RPI 150+			
15- 14	0- 2	0- 2	OVERALL	2- 5	0- 1	13- 4			
10- 6	0- 1	0- 0	HOME	2- 2	0- 1	8- 2			
5- 7	0- 1	0- 2	AWAY	0- 3	0- 0	5- 1			
0- 1	0- 0	0- 0	NEUTRAL	0- 0	0- 0	0- 1			
8- 4	0- 0	0- 1	NON-CONFERENCE	0- 1	0- 0	8- 2			
5- 3	0- 0	0- 0	HOME	0- 1	0- 0	5- 2			
3- 1	0- 0	0- 1	AWAY	0- 0	0- 0	3- 0			
0- 0	0- 0	0- 0	NEUTRAL	0- 0	0- 0	0- 0			
7- 10	0- 2	0- 1	CONFERENCE	2- 4	0- 1	5- 2			
5- 3	0- 1	0- 0	HOME	2- 1	0- 1	3- 0			
2- 6	0- 1	0- 1	AWAY	0- 3	0- 0	2- 1			
0- 1	0- 0	0- 0	NEUTRAL	0- 0	0- 0	0- 1			

RPI 1-25				RPI 26-50				RPI 51-100				RPI 101+ Team's RPI: 183			
RPI	S	Opponent	Score	RPI	S	Opponent	Score	RPI	S	Opponent	Score	RPI	S	Opponent	Score
1	H	UConn	49 96	27	A	Ohio St.	38 80	74	A	Tulane	51 62	144	H	Tulsa	61 78
18	A	Temple	64 88	30	A	South Fla.	52 72	74	H	Tulane	68 74	167	A	Memphis	66 59
								86	H	Georgia	48 51	167	H	Memphis	68 57
								97	A	UCF	44 64	172	A	East Carolina	69 80
								97	H	UCF	63 57	172	H	East Carolina	74 64
								100	A	SMU	47 64	175	A	Houston	71 62
								100	H	SMU	67 65	175	H	Houston	85 64
												175	N	Houston	61 74
												207	H	Xavier	61 72
												226	H	Howard	66 56
												249	A	Miami (OH)	49 43
												251	H	Indiana St.	55 63
												256	A	Bowling Green	68 58
												267	A	Southeast Mo. St.	83 75
												282	H	Tennessee Tech	60 38
												287	H	Ark.-Pine Bluff	72 42
												300	H	Eastern Ill.	78 64
												344	H	Chicago St.	81 53
LAST 12 Division I GAMES:															
175	N	Houston	61 74	175	A	Houston	71 62								
144	H	Tulsa	61 78	1	H	UConn	49 96								
18	A	Temple	64 88	30	A	South Fla.	52 72								
172	A	East Carolina	69 80	74	H	Tulane	68 74								
167	H	Memphis	68 57	97	A	UCF	44 64								
74	A	Tulane	51 62	172	H	East Carolina	74 64								

Non-Div I Games: Clarion 92 54

Cincinnati

Average RPI Win:	197	WON-LOST	WINNING	LAST 10	STRENGTH OF	OPP. STRENGTH	TEAM	ADJ.	CONF.	ADJ CONF.
Average RPI Loss:	41	RECORD	PCT. RANK	GAMES	SCHEDULE	OF SCHEDULE	RPI	RPI	RPI	RPI
DIV. I ONLY	15- 16	173	4- 6	48	58	117	117	3	3	
DIV. I NON-CONF.	11- 2	23	0- 0	190	283	75	75	4	4	
TOTALS	RPI 1-25	RPI 26-50	W-L RECORDS	RPI 51-100	RPI 101-150	RPI 150+				
15- 16	0- 8	0- 3	OVERALL	1- 3	5- 1	9- 1				
9- 7	0- 3	0- 2	HOME	1- 1	3- 1	5- 0				
3- 8	0- 4	0- 1	AWAY	0- 2	0- 0	3- 1				
3- 1	0- 1	0- 0	NEUTRAL	0- 0	2- 0	1- 0				
11- 2	0- 1	0- 1	NON-CONFERENCE	0- 0	3- 0	8- 0				
7- 1	0- 0	0- 1	HOME	0- 0	2- 0	5- 0				
2- 1	0- 1	0- 0	AWAY	0- 0	0- 0	2- 0				
2- 0	0- 0	0- 0	NEUTRAL	0- 0	1- 0	1- 0				
4- 14	0- 7	0- 2	CONFERENCE	1- 3	2- 1	1- 1				
2- 6	0- 3	0- 1	HOME	1- 1	1- 1	0- 0				
1- 7	0- 3	0- 1	AWAY	0- 2	0- 0	1- 1				
1- 1	0- 1	0- 0	NEUTRAL	0- 0	1- 0	0- 0				

RPI	S	Opponent	Score	RPI	S	Opponent	Score	RPI	S	Opponent	Score	RPI	S	Opponent	Score	Team's RPI: 117
2	H	Notre Dame	80 84	31	H	Syracuse	62 88	53	H	Virginia	37 69	105	H	Virginia Tech	69 78	
3	A	South Carolina	61 83	36	H	Oregon	59 87	61	A	Georgia Tech	58 72	105	N	Virginia Tech	67 66	
8	A	Duke	37 65	39	A	North Carolina St.	53 65	61	H	Georgia Tech	62 61	118	H	North Carolina	78 67	
11	H	Louisville	46 60					88	A	Wake Forest	56 68	128	H	Maine	69 61	
11	N	Louisville	46 68									139	H	Louisiana Tech	78 67	
12	A	Florida St.	47 80									143	N	Wright St.	75 51	
12	H	Florida St.	27 86									163	A	Pittsburgh	54 46	
15	A	Miami (FL)	57 81									171	H	Bethune-Cookman	59 38	
												176	A	Boston College	48 60	
												218	A	Monmouth	60 47	
												248	H	Ga. Southern	58 47	
												252	A	Jacksonville St.	69 63	
												257	H	Coastal Caro.	64 57	
												278	H	Western Caro.	78 63	
												326	N	Loyola Chicago	61 40	
												348	H	South Carolina St.	56 36	
LAST 12 Division I GAMES:																
		11 N Louisville	46 68			163 A Pittsburgh	54 46									
		105 N Virginia Tech	67 66			118 H North Carolina	78 67									
		61 A Georgia Tech	58 72			8 A Duke	37 65									
		12 A Florida St.	47 80			61 H Georgia Tech	62 61									
		2 H Notre Dame	80 84			11 H Louisville	46 60									
		15 A Miami (FL)	57 81			39 A North Carolina St.	53 65									

Non-Div I Games:

Clemson

■ Loss,
■ Non-Conf, S Site,
■ Home
■ Away
N Neutral

Cleveland St.

Through Games Of March 12, 2017

Average RPI Win:	265	WON-LOST	WINNING	LAST 10	STRENGTH OF	OPP. STRENGTH	TEAM	ADJ.	CONF.	ADJ CONF.
Average RPI Loss:	127	RECORD	PCT. RANK	GAMES	SCHEDULE	OF SCHEDULE	RPI	RPI	RPI	RPI
DIV. I ONLY	13- 15	199	4- 6	165	242	180	180	18	18	
DIV. I NON-CONF.	4- 5	198	0- 0	125	243	142	142	21	21	
TOTALS	RPI 1-25	RPI 26-50	W-L RECORDS	RPI 51-100	RPI 101-150	RPI 150+				
13- 15	0- 0	0- 4	OVERALL	0- 1	1- 7	12- 3				
5- 6	0- 0	0- 2	HOME	0- 0	1- 2	4- 2				
7- 8	0- 0	0- 2	AWAY	0- 1	0- 4	7- 1				
1- 1	0- 0	0- 0	NEUTRAL	0- 0	0- 1	1- 0				
4- 5	0- 0	0- 2	NON-CONFERENCE	0- 1	0- 1	4- 1				
0- 2	0- 0	0- 1	HOME	0- 0	0- 0	0- 1				
3- 3	0- 0	0- 1	AWAY	0- 1	0- 1	3- 0				
1- 0	0- 0	0- 0	NEUTRAL	0- 0	0- 0	1- 0				
9- 10	0- 0	0- 2	CONFERENCE	0- 0	1- 6	8- 2				
5- 4	0- 0	0- 1	HOME	0- 0	1- 2	4- 1				
4- 5	0- 0	0- 1	AWAY	0- 0	0- 3	4- 1				
0- 1	0- 0	0- 0	NEUTRAL	0- 0	0- 1	0- 0				

RPI 1-25				RPI 26-50				RPI 51-100				RPI 101+ Team's RPI: 180			
RPI	S	Opponent	Score	RPI	S	Opponent	Score	RPI	S	Opponent	Score	RPI	S	Opponent	Score
				27	A	Ohio St.	78 96	62	A	Bucknell	66 77	122	A	Navy	63 88
				28	A	Green Bay	60 79					142	A	Detroit Mercy	54 66
				28	H	Green Bay	51 65					142	H	Detroit Mercy	75 50
				44	H	Toledo	59 92					142	N	Detroit Mercy	56 70
												143	A	Wright St.	63 84
												143	H	Wright St.	60 65
												145	A	Milwaukee	72 76
												145	H	Milwaukee	78 80
												156	A	Oakland	74 62
												156	H	Oakland	79 93
												225	A	Evansville	66 62
												229	N	Richmond	69 65
												256	A	Bowling Green	64 56
												265	H	Niagara	49 67
												290	A	Valparaiso	66 62
												290	H	Valparaiso	71 60
												296	A	Northern Ky.	58 54
												296	H	Northern Ky.	77 58
												300	A	Eastern Ill.	66 56
												319	A	Youngstown St.	67 92
												319	H	Youngstown St.	71 68
												320	A	Ill.-Chicago	63 59
												320	H	Ill.-Chicago	77 59
LAST 12 Division I GAMES:															
				142	N	Detroit Mercy	56 70	28	A	Green Bay	60 79				
				156	H	Oakland	79 93	290	A	Valparaiso	66 62				
				142	H	Detroit Mercy	75 50	320	A	Ill.-Chicago	63 59				
				296	H	Northern Ky.	77 58	28	H	Green Bay	51 65				
				143	H	Wright St.	60 65	145	H	Milwaukee	78 80				
				145	A	Milwaukee	72 76	142	A	Detroit Mercy	54 66				

Non-Div I Games: Notre Dame (OH) 51 66 Lake Erie 65 42

Cleveland St.

Loss, Non-Conf, S Site, H Home A Away N Neutral

Average RPI Win:	259	WON-LOST	WINNING	LAST 10	STRENGTH OF	OPP. STRENGTH	TEAM	ADJ.	CONF.	ADJ CONF.
Average RPI Loss:	179	RECORD	PCT. RANK	GAMES	SCHEDULE	OF SCHEDULE	RPI	RPI	RPI	RPI
DIV. I ONLY	12- 15	207	4- 6	317	256	257	257	21	21	
DIV. I NON-CONF.	4- 4	165	0- 0	348	331	291	291	19	19	
TOTALS	RPI 1-25	RPI 26-50	W-L RECORDS	RPI 51-100	RPI 101-150	RPI 150+				
12- 15	0- 0	0- 2	OVERALL	0- 2	1- 2	11- 9				
6- 5	0- 0	0- 1	HOME	0- 1	1- 0	5- 3				
5- 9	0- 0	0- 1	AWAY	0- 1	0- 2	5- 5				
1- 1	0- 0	0- 0	NEUTRAL	0- 0	0- 0	1- 1				
4- 4	0- 0	0- 0	NON-CONFERENCE	0- 0	0- 1	4- 3				
1- 1	0- 0	0- 0	HOME	0- 0	0- 0	1- 1				
2- 3	0- 0	0- 0	AWAY	0- 0	0- 1	2- 2				
1- 0	0- 0	0- 0	NEUTRAL	0- 0	0- 0	1- 0				
8- 11	0- 0	0- 2	CONFERENCE	0- 2	1- 1	7- 6				
5- 4	0- 0	0- 1	HOME	0- 1	1- 0	4- 2				
3- 6	0- 0	0- 1	AWAY	0- 1	0- 1	3- 3				
0- 1	0- 0	0- 0	NEUTRAL	0- 0	0- 0	0- 1				

RPI 1-25				RPI 26-50				RPI 51-100				RPI 101+ Team's RPI: 257			
RPI	S	Opponent	Score	RPI	S	Opponent	Score	RPI	S	Opponent	Score	RPI	S	Opponent	Score
				48	A	Little Rock	47 79	91	A	UT Arlington	58 60	106	A	Troy	66 78
				48	H	Little Rock	66 74	91	H	UT Arlington	41 70	117	A	Clemson	57 64
												141	H	Louisiana	71 68
												168	A	Texas St.	62 83
												168	H	Texas St.	64 48
												216	A	Appalachian St.	56 53
												216	H	Appalachian St.	60 55
												216	N	Appalachian St.	58 79
												217	A	Col. of Charleston	79 72
												238	A	Wofford	62 67
												242	H	Saint Francis (PA)	59 70
												246	A	South Ala.	61 45
												248	A	Ga. Southern	70 78
												248	H	Ga. Southern	62 65
												250	A	Marshall	66 84
												260	A	Georgia St.	73 67
												260	H	Georgia St.	48 69
												316	A	Fort Wayne	72 57
												317	A	Arkansas St.	52 60
												317	H	Arkansas St.	57 55
												331	H	La.-Monroe	75 48
												335	H	N.C. Central	66 50
												348	N	South Carolina St.	63 54
LAST 12 Division I GAMES:															
				216	N	Appalachian St.	58 79	248	H	Ga. Southern	62 65				
				216	A	Appalachian St.	56 53	260	H	Georgia St.	48 69				
				141	H	Louisiana	71 68	48	A	Little Rock	47 79				
				331	H	La.-Monroe	75 48	317	A	Arkansas St.	52 60				
				106	A	Troy	66 78	168	H	Texas St.	64 48				
				246	A	South Ala.	61 45	91	H	UT Arlington	41 70				

Non-Div I Games: Pfeiffer

91 49

Catawba

58 63

Coastal Caro.

■ Loss,
 ■ Non-Conf,
 ■ S Site,
 ■ Home
 ■ A Away
 N Neutral

Average RPI Win:	194	WON-LOST	WINNING	LAST 10	STRENGTH OF	OPP. STRENGTH	TEAM	ADJ.	CONF.	ADJ CONF.
Average RPI Loss:	127	RECORD	PCT. RANK	GAMES	SCHEDULE	OF SCHEDULE	RPI	RPI	RPI	RPI
DIV. I ONLY	9- 21	279	3- 7	112	99	217	217	9	9	
DIV. I NON-CONF.	3- 8	262	0- 0	159	179	219	219	8	8	
TOTALS	RPI 1-25	RPI 26-50	W-L RECORDS	RPI 51-100	RPI 101-150	RPI 150+				
9- 21	0- 3	0- 4	OVERALL	1- 1	2- 4	6- 9				
5- 8	0- 1	0- 1	HOME	1- 0	1- 3	3- 3				
4- 12	0- 2	0- 3	AWAY	0- 1	1- 1	3- 5				
0- 1	0- 0	0- 0	NEUTRAL	0- 0	0- 0	0- 1				
3- 8	0- 1	0- 2	NON-CONFERENCE	0- 0	0- 2	3- 3				
0- 4	0- 0	0- 0	HOME	0- 0	0- 2	0- 2				
3- 4	0- 1	0- 2	AWAY	0- 0	0- 0	3- 1				
0- 0	0- 0	0- 0	NEUTRAL	0- 0	0- 0	0- 0				
6- 13	0- 2	0- 2	CONFERENCE	1- 1	2- 2	3- 6				
5- 4	0- 1	0- 1	HOME	1- 0	1- 1	3- 1				
1- 8	0- 1	0- 1	AWAY	0- 1	1- 1	0- 4				
0- 1	0- 0	0- 0	NEUTRAL	0- 0	0- 0	0- 1				

RPI 1-25				RPI 26-50				RPI 51-100				RPI 101+				Team's RPI: 217	
RPI	S	Opponent	Score	RPI	S	Opponent	Score	RPI	S	Opponent	Score	RPI	S	Opponent	Score		
11	A	Louisville	58 86	35	A	Western Ky.	76 89	78	A	Drexel	57 70	105	H	Virginia Tech	61 71		
21	A	Elon	57 70	39	A	North Carolina St.	47 91	78	H	Drexel	79 75	120	H	Charlotte	49 62		
21	H	Elon	56 84	41	A	James Madison	60 74					125	A	William & Mary	71 69		
				41	H	James Madison	78 84					125	H	William & Mary	70 60		
												138	A	Delaware	66 71		
												138	H	Delaware	56 69		
												160	A	Northeastern	44 61		
												160	H	Northeastern	75 86		
												175	A	Houston	63 79		
												182	A	Hofstra	81 85		
												182	H	Hofstra	71 55		
												213	A	Towson	59 61		
												213	H	Towson	59 54		
												216	A	Appalachian St.	65 62		
												219	A	UNCW	61 67		
												219	H	UNCW	76 37		
												219	N	UNCW	44 49		
												240	A	Charleston So.	79 76		
												257	H	Coastal Caro.	72 79		
												294	H	North Florida	47 60		
												345	A	Winthrop	95 64		
LAST 12 Division I GAMES:																	
				219	N	UNCW	44 49	160	A	Northeastern	44 61						
				41	A	James Madison	60 74	182	A	Hofstra	81 85						
				138	H	Delaware	56 69	213	H	Towson	59 54						
				160	H	Northeastern	75 86	78	H	Drexel	79 75						
				41	H	James Madison	78 84	219	A	UNCW	61 67						
				125	A	William & Mary	71 69	182	H	Hofstra	71 55						

Non-Div I Games:

Col. of Charleston

■ Loss,
■ Non-Conf,
■ S Site,
■ H Home
■ A Away
N Neutral

Average RPI Win: 256	WON-LOST	WINNING	LAST 10	STRENGTH OF	OPP. STRENGTH	TEAM	ADJ.	CONF.	ADJ CONF.
Average RPI Loss: 180	RECORD	PCT. RANK	GAMES	SCHEDULE	OF SCHEDULE	RPI	RPI	RPI	RPI
DIV. I ONLY	10- 20	262	4- 6	262	274	275	275	23	23
DIV. I NON-CONF.	3- 8	262	0- 0	273	246	292	292	25	25
TOTALS	RPI 1-25	RPI 26-50	W-L RECORDS	RPI 51-100	RPI 101-150	RPI 150+			
10- 20	0- 0	0- 0	OVERALL	0- 4	1- 2	9- 14			
7- 5	0- 0	0- 0	HOME	0- 1	0- 2	7- 2			
3- 15	0- 0	0- 0	AWAY	0- 3	1- 0	2- 12			
0- 0	0- 0	0- 0	NEUTRAL	0- 0	0- 0	0- 0			
3- 8	0- 0	0- 0	NON-CONFERENCE	0- 2	0- 1	3- 5			
2- 1	0- 0	0- 0	HOME	0- 0	0- 1	2- 0			
1- 7	0- 0	0- 0	AWAY	0- 2	0- 0	1- 5			
0- 0	0- 0	0- 0	NEUTRAL	0- 0	0- 0	0- 0			
7- 12	0- 0	0- 0	CONFERENCE	0- 2	1- 1	6- 9			
5- 4	0- 0	0- 0	HOME	0- 1	0- 1	5- 2			
2- 8	0- 0	0- 0	AWAY	0- 1	1- 0	1- 7			
0- 0	0- 0	0- 0	NEUTRAL	0- 0	0- 0	0- 0			

RPI S	Opponent	Score	RPI S	Opponent	Score	RPI S	Opponent	Score	RPI S	Opponent	Score	Team's RPI: 275
						58	A Purdue	51 71	122	A Navy	69 61	
						62	A Bucknell	56 79	122	H Navy	67 80	
						62	H Bucknell	49 79	127	H Cornell	57 70	
						66	A Gonzaga	42 72	154	A Brown	67 62	
									161	A Army West Point	47 57	
									161	A Army West Point	76 83	
									161	H Army West Point	69 76	
									177	A Siena	63 71	
									185	A American	57 68	
									185	H American	62 73	
									194	A Columbia	67 75	
									195	A Providence	85 92	
									213	H Towson	76 71	
									227	A Boston U.	51 65	
									227	H Boston U.	96 87	
									247	A St. Bonaventure	57 70	
									269	A Loyola Maryland	77 87	
									269	H Loyola Maryland	76 62	
									298	A Lafayette	85 90	
									298	H Lafayette	76 69	
									308	A Lehigh	74 83	
									308	H Lehigh	75 70	
									318	A Holy Cross	62 54	
									318	H Holy Cross	70 52	
									336	H LIU Brooklyn	76 61	
									343	A UMass Lowell	77 82	
LAST 12 Division I GAMES:												
			161	A Army West Point	76 83	62	H Bucknell	49 79				
			308	A Lehigh	74 83	161	A Army West Point	47 57				
			298	A Lafayette	85 90	122	A Navy	69 61				
			308	H Lehigh	75 70	318	H Holy Cross	70 52				
			269	H Loyola Maryland	76 62	185	H American	62 73				
			227	A Boston U.	51 65	269	A Loyola Maryland	77 87				

Non-Div I Games:

Colgate

■ Loss,
 ■ Non-Conf,
 ■ S Site,
 ■ H Home
 ■ A Away
 N Neutral

Colorado

Through Games Of March 12, 2017

Average RPI Win:	163	WON-LOST	WINNING	LAST 10	STRENGTH OF	OPP. STRENGTH	TEAM	ADJ.	CONF.	ADJ CONF.
Average RPI Loss:	43	RECORD	PCT. RANK	GAMES	SCHEDULE	OF SCHEDULE	RPI	RPI	RPI	RPI
DIV. I ONLY	15- 15	170	3- 7	56	17	110	110	1	1	
DIV. I NON-CONF.	10- 1	15	0- 0	241	209	76	76	1	1	
TOTALS	RPI 1-25	RPI 26-50	W-L RECORDS	RPI 51-100	RPI 101-150	RPI 150+				
15- 15	1- 7	1- 2	OVERALL	4- 4	3- 2	6- 0				
11- 6	1- 3	1- 1	HOME	3- 2	2- 0	4- 0				
4- 8	0- 4	0- 1	AWAY	1- 2	1- 1	2- 0				
0- 1	0- 0	0- 0	NEUTRAL	0- 0	0- 1	0- 0				
10- 1	1- 0	0- 0	NON-CONFERENCE	2- 1	1- 0	6- 0				
7- 1	1- 0	0- 0	HOME	2- 1	0- 0	4- 0				
3- 0	0- 0	0- 0	AWAY	0- 0	1- 0	2- 0				
0- 0	0- 0	0- 0	NEUTRAL	0- 0	0- 0	0- 0				
5- 14	0- 7	1- 2	CONFERENCE	2- 3	2- 2	0- 0				
4- 5	0- 3	1- 1	HOME	1- 1	2- 0	0- 0				
1- 8	0- 4	0- 1	AWAY	1- 2	0- 1	0- 0				
0- 1	0- 0	0- 0	NEUTRAL	0- 0	0- 1	0- 0				

RPI	S	Opponent	Score	RPI	S	Opponent	Score	RPI	S	Opponent	Score	RPI	S	Opponent	Score	Team's RPI: 110
4	A	Oregon St.	57 81	34	H	Arizona St.	52 71	55	H	Colorado St.	74 56	101	A	Washington St.	56 67	
4	H	Oregon St.	49 54	36	A	Oregon	66 71	56	A	California	64 59	101	H	Washington St.	70 58	
6	A	Stanford	51 64	36	H	Oregon	76 66	56	H	California	53 65	101	N	Washington St.	78 79	
6	H	Stanford	70 84					79	A	Utah	53 58	129	A	Northern Colo.	83 62	
9	A	UCLA	74 87					79	H	Utah	54 49	130	H	Arizona	65 56	
10	A	Washington	46 79					92	A	Southern California	54 79	153	H	Idaho St.	85 56	
10	H	Washington	75 79					99	H	Wyoming	75 82	305	A	North Dakota St.	76 59	
14	H	Kentucky	79 69					100	H	SMU	67 50	313	A	Mississippi Val.	76 64	
LAST 12 Division I GAMES:																
		101 N Washington St.	78 79			6 A Stanford	51 64									
		101 A Washington St.	56 67			10 H Washington	75 79									
		10 A Washington	46 79			101 H Washington St.	70 58									
		36 H Oregon	76 66			79 A Utah	53 58									
		4 H Oregon St.	49 54			79 H Utah	54 49									
		56 A California	64 59			4 A Oregon St.	57 81									

Non-Div I Games:

Colorado

Loss, Non-Conf, S Site, H Home A Away N Neutral

Average RPI Win:	198	WON-LOST	WINNING	LAST 10	STRENGTH OF	OPP. STRENGTH	TEAM	ADJ.	CONF.	ADJ CONF.
Average RPI Loss:	90	RECORD	PCT. RANK	GAMES	SCHEDULE	OF SCHEDULE	RPI	RPI	RPI	RPI
DIV. I ONLY	22- 8	49	7- 3	139	110	55	55	13	13	
DIV. I NON-CONF.	6- 4	127	0- 0	249	63	141	141	15	15	
TOTALS	RPI 1-25	RPI 26-50	W-L RECORDS	RPI 51-100	RPI 101-150	RPI 150+				
22- 8	0- 2	1- 2	OVERALL	1- 1	6- 1	14- 2				
13- 1	0- 0	0- 1	HOME	1- 0	4- 0	8- 0				
8- 6	0- 1	1- 0	AWAY	0- 0	2- 1	5- 1				
1- 1	0- 0	0- 1	NEUTRAL	0- 0	0- 0	1- 0				
6- 4	0- 2	0- 0	NON-CONFERENCE	0- 0	2- 1	4- 1				
5- 0	0- 0	0- 0	HOME	0- 0	2- 0	3- 0				
1- 4	0- 2	0- 0	AWAY	0- 0	0- 1	1- 1				
0- 0	0- 0	0- 0	NEUTRAL	0- 0	0- 0	0- 0				
16- 4	0- 0	1- 2	CONFERENCE	1- 1	4- 0	10- 1				
8- 1	0- 0	0- 1	HOME	1- 0	2- 0	5- 0				
7- 2	0- 0	1- 0	AWAY	0- 1	2- 0	4- 1				
1- 1	0- 0	0- 1	NEUTRAL	0- 0	0- 0	1- 0				

RPI 1-25				RPI 26-50				RPI 51-100				Team's RPI: 55		RPI 101+			
RPI	S	Opponent	Score	RPI	S	Opponent	Score	RPI	S	Opponent	Score			RPI	S	Opponent	Score
10	A	Washington	68 101	47	A	Boise St.	60 53	99	A	Wyoming	49 56			107	A	UNLV	57 37
20	A	Oklahoma	55 70	47	H	Boise St.	45 51	99	H	Wyoming	61 54			107	H	UNLV	44 41
				47	N	Boise St.	61 65							110	A	Colorado	56 74
														129	H	Northern Colo.	58 47
														146	A	Fresno St.	66 64
														146	H	Fresno St.	73 56
														149	H	Omaha	69 42
														152	A	New Mexico	78 63
														152	H	New Mexico	58 55
														189	A	Utah St.	48 55
														189	H	Utah St.	74 43
														196	A	Nebraska	59 62
														203	A	San Jose St.	68 56
														203	H	San Jose St.	70 67
														203	N	San Jose St.	65 60
														215	H	Seattle U	66 62
														270	A	San Diego St.	80 46
														270	H	San Diego St.	60 43
														285	H	Nevada	64 51
														310	H	Denver	76 49
														322	A	Air Force	72 35
														323	A	Montana	63 49
														329	H	Southeastern La.	77 31
LAST 12 Division I GAMES:																	
				47	N	Boise St.	61 65			99	H	Wyoming	61 54				
				203	N	San Jose St.	65 60			146	A	Fresno St.	66 64				
				285	H	Nevada	64 51			189	A	Utah St.	48 55				
				99	A	Wyoming	49 56			107	H	UNLV	44 41				
				270	A	San Diego St.	80 46			47	A	Boise St.	60 53				
				152	H	New Mexico	58 55			270	H	San Diego St.	60 43				

Non-Div I Games: N.M. Highlands 96 31 Adams St. 76 29

Colorado St.

Loss, Non-Conf, S Site, H Home A Away N Neutral

Average RPI Win:	257	WON-LOST	WINNING	LAST 10	STRENGTH OF	OPP. STRENGTH	TEAM	ADJ.	CONF.	ADJ CONF.
Average RPI Loss:	120	RECORD	PCT. RANK	GAMES	SCHEDULE	OF SCHEDULE	RPI	RPI	RPI	RPI
DIV. I ONLY	13- 14	184	2- 8	248	203	194	194	8	8	
DIV. I NON-CONF.	10- 3	54	0- 0	337	345	174	174	9	9	
TOTALS	RPI 1-25	RPI 26-50	W-L RECORDS	RPI 51-100	RPI 101-150	RPI 150+				
13- 14	0- 0	0- 4	OVERALL	0- 0	1- 6	12- 4				
5- 7	0- 0	0- 2	HOME	0- 0	0- 3	5- 2				
8- 7	0- 0	0- 2	AWAY	0- 0	1- 3	7- 2				
0- 0	0- 0	0- 0	NEUTRAL	0- 0	0- 0	0- 0				
10- 3	0- 0	0- 0	NON-CONFERENCE	0- 0	0- 1	10- 2				
4- 1	0- 0	0- 0	HOME	0- 0	0- 0	4- 1				
6- 2	0- 0	0- 0	AWAY	0- 0	0- 1	6- 1				
0- 0	0- 0	0- 0	NEUTRAL	0- 0	0- 0	0- 0				
3- 11	0- 0	0- 4	CONFERENCE	0- 0	1- 5	2- 2				
1- 6	0- 0	0- 2	HOME	0- 0	0- 3	1- 1				
2- 5	0- 0	0- 2	AWAY	0- 0	1- 2	1- 1				
0- 0	0- 0	0- 0	NEUTRAL	0- 0	0- 0	0- 0				

RPI S	Opponent	Score	RPI S	Opponent	Score	RPI S	Opponent	Score	RPI S	Opponent	Score	Team's RPI: 194
			49 A	Harvard	68 70				103 A	Princeton	54 78	
			49 H	Harvard	55 58				103 H	Princeton	52 62	
			50 A	Penn	59 68				111 A	Long Beach St.	60 73	
			50 H	Penn	54 64				127 A	Cornell	70 77	
									127 H	Cornell	55 69	
									133 A	Yale	72 68	
									133 H	Yale	47 55	
									154 A	Brown	60 69	
									154 H	Brown	59 76	
									195 H	Providence	66 64	
									211 A	Binghamton	75 65	
									212 H	UMBC	56 67	
									220 A	Dartmouth	91 88	
									220 H	Dartmouth	69 48	
									229 A	Richmond	65 58	
									242 A	Saint Francis (PA)	84 77	
									258 A	Stony Brook	53 55	
									269 A	Loyola Maryland	65 53	
									275 H	Colgate	75 67	
									321 A	NJIT	65 51	
									336 H	LIU Brooklyn	66 57	
									343 H	UMass Lowell	76 57	
									346 A	Cal St. Fullerton	61 46	
LAST 12 Division I GAMES:												
133 H	Yale	47 55	103 H	Princeton	52 62							
154 H	Brown	59 76	50 H	Penn	54 64							
50 A	Penn	59 68	154 A	Brown	60 69							
103 A	Princeton	54 78	133 A	Yale	72 68							
220 H	Dartmouth	69 48	49 A	Harvard	68 70							
49 H	Harvard	55 58	220 A	Dartmouth	91 88							

Non-Div I Games:

Columbia

■ Loss,
 ■ Non-Conf,
 ■ S Site,
 ■ H Home
 ■ A Away
 N Neutral

Average RPI Win:	317	WON-LOST	WINNING	LAST 10	STRENGTH OF	OPP. STRENGTH	TEAM	ADJ.	CONF.	ADJ CONF.
Average RPI Loss:	169	RECORD	PCT. RANK	GAMES	SCHEDULE	OF SCHEDULE	RPI	RPI	RPI	RPI
DIV. I ONLY	8- 21	288	4- 6	256	313	288	288	32	32	
DIV. I NON-CONF.	0- 12	335	0- 0	62	74	300	300	31	31	
TOTALS	RPI 1-25	RPI 26-50	W-L RECORDS	RPI 51-100	RPI 101-150	RPI 150+				
8- 21	0- 1	0- 2	OVERALL	0- 3	0- 2	8- 13				
4- 5	0- 0	0- 0	HOME	0- 1	0- 0	4- 4				
4- 14	0- 1	0- 2	AWAY	0- 2	0- 2	4- 7				
0- 2	0- 0	0- 0	NEUTRAL	0- 0	0- 0	0- 2				
0- 12	0- 1	0- 2	NON-CONFERENCE	0- 3	0- 2	0- 4				
0- 1	0- 0	0- 0	HOME	0- 1	0- 0	0- 0				
0- 10	0- 1	0- 2	AWAY	0- 2	0- 2	0- 3				
0- 1	0- 0	0- 0	NEUTRAL	0- 0	0- 0	0- 1				
8- 9	0- 0	0- 0	CONFERENCE	0- 0	0- 0	8- 9				
4- 4	0- 0	0- 0	HOME	0- 0	0- 0	4- 4				
4- 4	0- 0	0- 0	AWAY	0- 0	0- 0	4- 4				
0- 1	0- 0	0- 0	NEUTRAL	0- 0	0- 0	0- 1				

RPI 1-25				RPI 26-50				RPI 51-100				RPI 101+				Team's RPI: 288	
RPI	S	Opponent	Score	RPI	S	Opponent	Score	RPI	S	Opponent	Score	RPI	S	Opponent	Score		
15	A	Miami (FL)	35 75	31	A	Syracuse	30 76	53	A	Virginia	40 103	118	A	North Carolina	55 90		
				40	A	West Virginia	39 69	54	A	George Washington	46 77	147	A	VCU	44 73		
								89	H	SFA	57 72	151	A	Hampton	54 78		
												151	H	Hampton	61 65		
												171	A	Bethune-Cookman	52 71		
												171	H	Bethune-Cookman	56 76		
												205	N	ETSU	58 70		
												212	A	UMBC	63 73		
												213	A	Towson	65 69		
												226	A	Howard	58 66		
												261	A	UMES	55 49		
												261	N	UMES	59 62		
												281	H	N.C. A&T	65 57		
												283	H	Norfolk St.	45 49		
												289	A	Mt. St. Mary's	48 54		
												293	A	Savannah St.	59 47		
												324	A	Florida A&M	70 62		
												330	A	Morgan St.	42 71		
												330	H	Morgan St.	61 45		
												335	H	N.C. Central	46 58		
												347	H	Delaware St.	77 64		
												348	A	South Carolina St.	66 63		
												348	H	South Carolina St.	70 54		
LAST 12 Division I GAMES:																	
				261	N	UMES	59 62					171	H	Bethune-Cookman	56 76		
				151	H	Hampton	61 65					335	H	N.C. Central	46 58		
				330	A	Morgan St.	42 71					261	A	UMES	55 49		
				293	A	Savannah St.	59 47					151	A	Hampton	54 78		
				348	A	South Carolina St.	66 63					330	H	Morgan St.	61 45		
				347	H	Delaware St.	77 64					283	H	Norfolk St.	45 49		

Non-Div I Games:

Coppin St.

■ Loss,
 ■ Non-Conf,
 ■ S Site,
 ■ Home
 ■ A Away
 N Neutral

Average RPI Win: 203	WON-LOST	WINNING	LAST 10	STRENGTH OF	OPP. STRENGTH	TEAM	ADJ.	CONF.	ADJ CONF.
Average RPI Loss: 136	RECORD	PCT. RANK	GAMES	SCHEDULE	OF SCHEDULE	RPI	RPI	RPI	RPI
DIV. I ONLY	16- 11	118	5- 5	152	187	127	127	8	8
DIV. I NON-CONF.	9- 4	85	0- 0	288	324	140	140	9	9
TOTALS	RPI 1-25	RPI 26-50	W-L RECORDS	RPI 51-100	RPI 101-150	RPI 150+			
16- 11	0- 0	1- 3	OVERALL	1- 1	3- 1	11- 6			
8- 4	0- 0	1- 1	HOME	1- 1	1- 1	5- 1			
8- 7	0- 0	0- 2	AWAY	0- 0	2- 0	6- 5			
0- 0	0- 0	0- 0	NEUTRAL	0- 0	0- 0	0- 0			
9- 4	0- 0	0- 0	NON-CONFERENCE	1- 1	0- 0	8- 3			
4- 1	0- 0	0- 0	HOME	1- 1	0- 0	3- 0			
5- 3	0- 0	0- 0	AWAY	0- 0	0- 0	5- 3			
0- 0	0- 0	0- 0	NEUTRAL	0- 0	0- 0	0- 0			
7- 7	0- 0	1- 3	CONFERENCE	0- 0	3- 1	3- 3			
4- 3	0- 0	1- 1	HOME	0- 0	1- 1	2- 1			
3- 4	0- 0	0- 2	AWAY	0- 0	2- 0	1- 2			
0- 0	0- 0	0- 0	NEUTRAL	0- 0	0- 0	0- 0			

RPI 1-25				RPI 26-50				RPI 51-100				RPI 101+				Team's RPI: 127	
RPI	S	Opponent	Score	RPI	S	Opponent	Score	RPI	S	Opponent	Score	RPI	S	Opponent	Score		
				49	A	Harvard	59 62	76	H	New Hampshire	61 56	103	A	Princeton	55 44		
				49	H	Harvard	57 52	78	H	Drexel	53 63	103	H	Princeton	54 58		
				50	A	Penn	34 47					133	A	Yale	76 63		
				50	H	Penn	55 61					133	H	Yale	59 49		
												154	A	Brown	67 72		
												154	H	Brown	46 67		
												163	A	Pittsburgh	44 56		
												194	A	Columbia	69 55		
												194	H	Columbia	77 70		
												211	A	Binghamton	54 51		
												213	A	Towson	63 68		
												220	A	Dartmouth	74 84		
												220	H	Dartmouth	72 57		
												226	H	Howard	67 55		
												242	A	Saint Francis (PA)	78 72		
												254	H	Canisius	60 43		
												258	A	Stony Brook	65 66		
												269	H	Loyola Maryland	58 50		
												275	A	Colgate	70 57		
												319	A	Youngstown St.	80 75		
												347	A	Delaware St.	72 51		
LAST 12 Division I GAMES:																	
				154	H	Brown	46 67	50	H	Penn	55 61						
				133	H	Yale	59 49	103	H	Princeton	54 58						
				103	A	Princeton	55 44	133	A	Yale	76 63						
				50	A	Penn	34 47	154	A	Brown	67 72						
				49	H	Harvard	57 52	220	A	Dartmouth	74 84						
				220	H	Dartmouth	72 57	49	A	Harvard	59 62						

Non-Div I Games:

Cornell

Creighton

Through Games Of March 12, 2017

Average RPI Win:	143	WON-LOST	WINNING	LAST 10	STRENGTH OF	OPP. STRENGTH	TEAM	ADJ.	CONF.	ADJ CONF.
Average RPI Loss:	50	RECORD	PCT. RANK	GAMES	SCHEDULE	OF SCHEDULE	RPI	RPI	RPI	RPI
DIV. I ONLY	23- 7	32	9- 1	63	62	23	23	7	7	
DIV. I NON-CONF.	6- 4	127	0- 0	56	21	60	60	7	7	
TOTALS	RPI 1-25	RPI 26-50	W-L RECORDS	RPI 51-100	RPI 101-150	RPI 150+				
23- 7	0- 3	4- 2	OVERALL	6- 1	1- 0	12- 1				
12- 1	0- 1	2- 0	HOME	3- 0	1- 0	6- 0				
9- 5	0- 1	1- 2	AWAY	3- 1	0- 0	5- 1				
2- 1	0- 1	1- 0	NEUTRAL	0- 0	0- 0	1- 0				
6- 4	0- 1	2- 1	NON-CONFERENCE	0- 1	1- 0	3- 1				
4- 0	0- 0	1- 0	HOME	0- 0	1- 0	2- 0				
1- 3	0- 0	0- 1	AWAY	0- 1	0- 0	1- 1				
1- 1	0- 1	1- 0	NEUTRAL	0- 0	0- 0	0- 0				
17- 3	0- 2	2- 1	CONFERENCE	6- 0	0- 0	9- 0				
8- 1	0- 1	1- 0	HOME	3- 0	0- 0	4- 0				
8- 2	0- 1	1- 1	AWAY	3- 0	0- 0	4- 0				
1- 0	0- 0	0- 0	NEUTRAL	0- 0	0- 0	1- 0				

RPI 1-25				Team's RPI: 23				RPI 26-50				RPI 51-100				RPI 101+			
RPI	S	Opponent	Score		RPI	S	Opponent	Score		RPI	S	Opponent	Score		RPI	S	Opponent	Score	
17	A	DePaul	65	79	26	H	Drake	80	77	52	A	UNI	49	50	149	H	Omaha	82	45
17	H	DePaul	56	60	29	A	Marquette	65	72	67	A	Villanova	47	44	173	A	Wichita St.	54	62
25	N	Missouri	63	72	29	A	Marquette	83	63	67	H	Villanova	60	46	190	H	Kansas	69	49
					29	H	Marquette	80	77	70	A	Georgetown	67	59	195	A	Providence	58	51
					33	N	Dayton	56	53	70	H	Georgetown	70	68	195	H	Providence	88	57
					38	A	South Dakota St.	56	63	71	A	St. John's (NY)	55	43	196	H	Nebraska	80	64
										71	H	St. John's (NY)	67	60	199	A	Seton Hall	70	60
															199	H	Seton Hall	61	44
															207	A	Xavier	67	57
															207	H	Xavier	63	52
															231	A	Marist	72	50
															259	A	Butler	65	53
															259	H	Butler	67	52
															259	N	Butler	64	55
LAST 12 Division I GAMES:																			
29	A	Marquette	65	72	195	H	Providence	88	57										
259	N	Butler	64	55	70	A	Georgetown	67	59										
259	A	Butler	65	53	67	A	Villanova	47	44										
207	A	Xavier	67	57	29	H	Marquette	80	77										
71	H	St. John's (NY)	67	60	17	H	DePaul	56	60										
199	H	Seton Hall	61	44	199	A	Seton Hall	70	60										

Non-Div I Games:

Creighton

■ Loss,
 ■ Non-Conf,
 ■ S Site,
 ■ H Home
 ■ A Away
 N Neutral

Average RPI Win:	206	WON-LOST	WINNING	LAST 10	STRENGTH OF	OPP. STRENGTH	TEAM	ADJ.	CONF.	ADJ CONF.
Average RPI Loss:	134	RECORD	PCT. RANK	GAMES	SCHEDULE	OF SCHEDULE	RPI	RPI	RPI	RPI
DIV. I ONLY	8- 19	283	2- 8	90	173	220	220	8	8	
DIV. I NON-CONF.	5- 8	218	0- 0	209	299	224	224	9	9	
TOTALS	RPI 1-25	RPI 26-50	W-L RECORDS	RPI 51-100	RPI 101-150	RPI 150+				
8- 19	0- 0	0- 4	OVERALL	0- 1	3- 7	5- 7				
5- 7	0- 0	0- 2	HOME	0- 0	3- 1	2- 4				
3- 12	0- 0	0- 2	AWAY	0- 1	0- 6	3- 3				
0- 0	0- 0	0- 0	NEUTRAL	0- 0	0- 0	0- 0				
5- 8	0- 0	0- 0	NON-CONFERENCE	0- 1	1- 3	4- 4				
3- 2	0- 0	0- 0	HOME	0- 0	1- 0	2- 2				
2- 6	0- 0	0- 0	AWAY	0- 1	0- 3	2- 2				
0- 0	0- 0	0- 0	NEUTRAL	0- 0	0- 0	0- 0				
3- 11	0- 0	0- 4	CONFERENCE	0- 0	2- 4	1- 3				
2- 5	0- 0	0- 2	HOME	0- 0	2- 1	0- 2				
1- 6	0- 0	0- 2	AWAY	0- 0	0- 3	1- 1				
0- 0	0- 0	0- 0	NEUTRAL	0- 0	0- 0	0- 0				

RPI	S	Opponent	Score	RPI	S	Opponent	Score	RPI	S	Opponent	Score	RPI	S	Opponent	Score	Team's RPI: 220
49	A	Harvard	65 70	49	H	Harvard	61 70	76	A	New Hampshire	47 64	103	A	Princeton	55 85	
50	A	Penn	38 68	50	H	Penn	47 60					103	H	Princeton	58 56	
												113	H	Albany (NY)	69 61	
												125	A	William & Mary	50 63	
												127	A	Cornell	57 72	
												127	H	Cornell	84 74	
												128	A	Maine	55 60	
												133	A	Yale	44 58	
												133	H	Yale	50 57	
												136	A	Old Dominion	56 82	
												154	A	Brown	92 88	
												154	H	Brown	62 65	
												161	H	Army West Point	60 68	
												176	A	Boston College	53 65	
												194	A	Columbia	48 69	
												194	H	Columbia	88 91	
												227	A	Boston U.	61 49	
												231	H	Marist	61 66	
												274	A	Vermont	54 59	
												301	A	Rhode Island	62 52	
												306	H	Central Conn. St.	61 51	
												318	H	Holy Cross	53 49	
LAST 12 Division I GAMES:																
103	H	Princeton	58 56	154	H	Brown	62 65									
50	H	Penn	47 60	133	H	Yale	50 57									
133	A	Yale	44 58	50	A	Penn	38 68									
154	A	Brown	92 88	103	A	Princeton	55 85									
194	A	Columbia	48 69	127	H	Cornell	84 74									
127	A	Cornell	57 72	194	H	Columbia	88 91									

Non-Div I Games:

Dartmouth

■ Loss,
 ■ Non-Conf,
 ■ S Site,
 ■ H Home
 ■ A Away
 N Neutral

Davidson

Through Games Of March 12, 2017

Average RPI Win: 235	WON-LOST	WINNING	LAST 10	STRENGTH OF	OPP. STRENGTH	TEAM	ADJ.	CONF.	ADJ CONF.
Average RPI Loss: 140	RECORD	PCT. RANK	GAMES	SCHEDULE	OF SCHEDULE	RPI	RPI	RPI	RPI
DIV. I ONLY	6- 23	316	3- 7	87	188	277	277	12	12
DIV. I NON-CONF.	2- 10	305	0- 0	43	291	259	259	12	12
TOTALS	RPI 1-25	RPI 26-50	W-L RECORDS	RPI 51-100	RPI 101-150	RPI 150+			
6- 23	0- 0	0- 3	OVERALL	0- 4	1- 7	5- 9			
5- 9	0- 0	0- 1	HOME	0- 3	1- 1	4- 4			
1- 12	0- 0	0- 1	AWAY	0- 1	0- 6	1- 4			
0- 2	0- 0	0- 1	NEUTRAL	0- 0	0- 0	0- 1			
2- 10	0- 0	0- 2	NON-CONFERENCE	0- 2	0- 2	2- 4			
2- 4	0- 0	0- 0	HOME	0- 2	0- 1	2- 1			
0- 4	0- 0	0- 1	AWAY	0- 0	0- 1	0- 2			
0- 2	0- 0	0- 1	NEUTRAL	0- 0	0- 0	0- 1			
4- 13	0- 0	0- 1	CONFERENCE	0- 2	1- 5	3- 5			
3- 5	0- 0	0- 1	HOME	0- 1	1- 0	2- 3			
1- 8	0- 0	0- 0	AWAY	0- 1	0- 5	1- 2			
0- 0	0- 0	0- 0	NEUTRAL	0- 0	0- 0	0- 0			

RPI 1-25			RPI 26-50			RPI 51-100			RPI 101+			Team's RPI: 277			
RPI	S	Opponent	Score	RPI	S	Opponent	Score	RPI	S	Opponent	Score				
				33	H	Dayton	52 68	54	A	George Washington	62 76	116	A	Saint Joseph's	54 69
				42	A	Michigan St.	34 70	93	H	Mercer	60 67	119	A	Fordham	54 62
				44	N	Toledo	41 76	94	H	Saint Louis	69 106	119	A	Fordham	72 85
								97	H	UCF	38 57	119	H	Fordham	52 51
												120	A	Charlotte	79 93
												124	A	Duquesne	51 73
												126	H	Radford	40 44
												147	A	VCU	47 54
												153	N	Idaho St.	58 70
												162	A	Western Mich.	63 76
												170	H	La Salle	58 65
												193	A	George Mason	55 59
												193	H	George Mason	58 54
												205	A	ETSU	56 76
												219	H	UNCW	58 67
												229	H	Richmond	52 61
												233	H	High Point	82 72
												247	A	St. Bonaventure	51 70
												255	H	Furman	71 61
												301	H	Rhode Island	74 64
												311	A	Massachusetts	63 59
												311	H	Massachusetts	60 61
LAST 12 Division I GAMES:															
				119	A	Fordham	54 62	311	A	Massachusetts	63 59				
				147	A	VCU	47 54	33	H	Dayton	52 68				
				116	A	Saint Joseph's	54 69	229	H	Richmond	52 61				
				119	H	Fordham	52 51	247	A	St. Bonaventure	51 70				
				301	H	Rhode Island	74 64	170	H	La Salle	58 65				
				193	A	George Mason	55 59	193	H	George Mason	58 54				

Non-Div I Games:

Davidson

■ Loss,
 ■ Non-Conf,
 ■ S Site,
 ■ H Home
 ■ A Away
 N Neutral

Average RPI Win:	169	WON-LOST	WINNING	LAST 10	STRENGTH OF	OPP. STRENGTH	TEAM	ADJ.	CONF.	ADJ CONF.
Average RPI Loss:	62	RECORD	PCT. RANK	GAMES	SCHEDULE	OF SCHEDULE	RPI	RPI	RPI	RPI
DIV. I ONLY	22- 9	61	8- 2	53	91	33	33	12	12	
DIV. I NON-CONF.	6- 6	165	0- 0	29	10	73	73	12	12	
TOTALS	RPI 1-25	RPI 26-50	W-L RECORDS	RPI 51-100	RPI 101-150	RPI 150+				
22- 9	1- 2	0- 2	OVERALL	4- 3	8- 1	9- 1				
8- 3	0- 0	0- 2	HOME	2- 0	2- 0	4- 1				
8- 4	0- 1	0- 0	AWAY	1- 2	3- 1	4- 0				
6- 2	1- 1	0- 0	NEUTRAL	1- 1	3- 0	1- 0				
6- 6	1- 2	0- 2	NON-CONFERENCE	0- 2	2- 0	3- 0				
1- 2	0- 0	0- 2	HOME	0- 0	0- 0	1- 0				
2- 2	0- 1	0- 0	AWAY	0- 1	1- 0	1- 0				
3- 2	1- 1	0- 0	NEUTRAL	0- 1	1- 0	1- 0				
16- 3	0- 0	0- 0	CONFERENCE	4- 1	6- 1	6- 1				
7- 1	0- 0	0- 0	HOME	2- 0	2- 0	3- 1				
6- 2	0- 0	0- 0	AWAY	1- 1	2- 1	3- 0				
3- 0	0- 0	0- 0	NEUTRAL	1- 0	2- 0	0- 0				

RPI 1-25				RPI 26-50				Team's RPI: 33				RPI 51-100				RPI 101+			
RPI	S	Opponent	Score	RPI	S	Opponent	Score	RPI	S	Opponent	Score	RPI	S	Opponent	Score	RPI	S	Opponent	Score
1	A	UConn	65 98	32	H	Quinnipiac	60 63	53	A	Virginia	56 66	103	A	Princeton	62 56				
22	N	Texas A&M	74 57	44	H	Toledo	72 76	54	A	George Washington	39 52	116	H	Saint Joseph's	64 59				
23	N	Creighton	53 56					54	H	George Washington	50 48	119	A	Fordham	52 66				
								61	N	Georgia Tech	68 81	124	A	Duquesne	75 64				
								94	A	Saint Louis	78 67	124	H	Duquesne	66 47				
								94	H	Saint Louis	68 62	124	N	Duquesne	70 56				
								94	N	Saint Louis	75 65	136	N	Old Dominion	77 69				
												147	A	VCU	68 48				
												147	N	VCU	77 61				
												170	H	La Salle	51 54				
												193	A	George Mason	60 48				
												210	A	Wisconsin	83 64				
												229	H	Richmond	55 39				
												234	N	Liberty	82 53				
												247	A	St. Bonaventure	62 60				
												277	A	Davidson	68 52				
												301	H	Rhode Island	81 51				
												311	H	Massachusetts	77 65				
												330	H	Morgan St.	61 42				
LAST 12 Division I GAMES:																			
124	N	Duquesne	70 56	54	A	George Washington	39 52												
94	N	Saint Louis	75 65	229	H	Richmond	55 39												
147	N	VCU	77 61	147	A	VCU	68 48												
94	H	Saint Louis	68 62	277	A	Davidson	68 52												
119	A	Fordham	52 66	301	H	Rhode Island	81 51												
124	H	Duquesne	66 47	193	A	George Mason	60 48												

Non-Div I Games:

Dayton

■ Loss,
■ Non-Conf,
■ S Site,
■ H Home
■ A Away
N Neutral

Average RPI Win: 147		WON-LOST	WINNING	LAST 10	STRENGTH OF		OPP. STRENGTH	TEAM	ADJ.	CONF.	ADJ CONF.
Average RPI Loss: 16		RECORD	PCT. RANK	GAMES	SCHEDULE		OF SCHEDULE	RPI	RPI	RPI	RPI
DIV. I ONLY		26- 7	27	8- 2	33		63	17	17	7	7
DIV. I NON-CONF.		8- 4	97	0- 0	13		12	31	31	7	7
TOTALS		RPI 1-25	RPI 26-50		W-L RECORDS		RPI 51-100	RPI 101-150		RPI 150+	
26- 7	2- 4	2- 3		OVERALL		8- 0	0- 0		14- 0		
13- 2	1- 1	0- 1		HOME		4- 0	0- 0		8- 0		
9- 4	1- 2	0- 2		AWAY		3- 0	0- 0		5- 0		
4- 1	0- 1	2- 0		NEUTRAL		1- 0	0- 0		1- 0		
8- 4	0- 4	2- 0		NON-CONFERENCE		1- 0	0- 0		5- 0		
5- 1	0- 1	0- 0		HOME		1- 0	0- 0		4- 0		
1- 2	0- 2	0- 0		AWAY		0- 0	0- 0		1- 0		
2- 1	0- 1	2- 0		NEUTRAL		0- 0	0- 0		0- 0		
18- 3	2- 0	0- 3		CONFERENCE		7- 0	0- 0		9- 0		
8- 1	1- 0	0- 1		HOME		3- 0	0- 0		4- 0		
8- 2	1- 0	0- 2		AWAY		3- 0	0- 0		4- 0		
2- 0	0- 0	0- 0		NEUTRAL		1- 0	0- 0		1- 0		

RPI	S	Opponent	Score	RPI	S	Opponent	Score	RPI	S	Opponent	Score	RPI	S	Opponent	Score
1	A	UConn	46 91	29	A	Marquette	78 86	67	A	Villanova	80 50	191	H	UAB	90 80
2	H	Notre Dame	61 75	29	A	Marquette	81 96	67	H	Villanova	77 50	195	A	Providence	64 55
7	N	Baylor	72 104	29	H	Marquette	101 102	69	H	Northwestern	89 66	195	H	Providence	61 56
18	A	Temple	74 84	31	N	Syracuse	108 84	70	A	Georgetown	76 53	199	A	Seton Hall	96 65
23	A	Creighton	60 56	35	N	Western Ky.	77 69	70	H	Georgetown	79 70	199	H	Seton Hall	86 60
23	H	Creighton	79 65					71	A	St. John's (NY)	78 66	199	N	Seton Hall	92 60
								71	H	St. John's (NY)	54 51	207	A	Xavier	70 43
								71	N	St. John's (NY)	59 41	207	H	Xavier	85 69
												216	H	Appalachian St.	99 58
												221	H	UT Martin	100 68
												259	A	Butler	92 62
												259	H	Butler	100 69
												268	H	Prairie View	94 62
												326	A	Loyola Chicago	107 46
LAST 12 Division I GAMES:															
29	A	Marquette	78 86	259	A	Butler	92 62								
71	N	St. John's (NY)	59 41	207	A	Xavier	70 43								
199	N	Seton Hall	92 60	199	H	Seton Hall	86 60								
70	H	Georgetown	79 70	71	H	St. John's (NY)	54 51								
67	H	Villanova	77 50	195	A	Providence	64 55								
29	A	Marquette	81 96	23	A	Creighton	60 56								

Non-Div I Games:

DePaul

■ Loss,
 ■ Non-Conf,
 ■ S Site,
 ■ H Home
 ■ A Away
 N Neutral

Delaware

Through Games Of March 12, 2017

Average RPI Win:	195	WON-LOST	WINNING	LAST 10	STRENGTH OF	OPP. STRENGTH	TEAM	ADJ.	CONF.	ADJ CONF.
Average RPI Loss:	92	RECORD	PCT. RANK	GAMES	SCHEDULE	OF SCHEDULE	RPI	RPI	RPI	RPI
DIV. I ONLY	16- 14	154	4- 6	85	113	138	138	9	9	
DIV. I NON-CONF.	6- 5	148	0- 0	105	233	165	165	8	8	
TOTALS	RPI 1-25	RPI 26-50	W-L RECORDS	RPI 51-100	RPI 101-150	RPI 150+				
16- 14	0- 2	0- 3	OVERALL	0- 3	2- 3	14- 3				
9- 7	0- 1	0- 1	HOME	0- 2	1- 1	8- 2				
7- 4	0- 1	0- 1	AWAY	0- 1	1- 0	6- 1				
0- 3	0- 0	0- 1	NEUTRAL	0- 0	0- 2	0- 0				
6- 5	0- 0	0- 1	NON-CONFERENCE	0- 1	1- 1	5- 2				
4- 3	0- 0	0- 0	HOME	0- 1	1- 0	3- 2				
2- 0	0- 0	0- 0	AWAY	0- 0	0- 0	2- 0				
0- 2	0- 0	0- 1	NEUTRAL	0- 0	0- 1	0- 0				
10- 9	0- 2	0- 2	CONFERENCE	0- 2	1- 2	9- 1				
5- 4	0- 1	0- 1	HOME	0- 1	0- 1	5- 0				
5- 4	0- 1	0- 1	AWAY	0- 1	1- 0	4- 1				
0- 1	0- 0	0- 0	NEUTRAL	0- 0	0- 1	0- 0				

RPI S	Opponent	Score	RPI S	Opponent	Score	RPI S	Opponent	Score	RPI S	Opponent	Score	Team's RPI: 138
21	A Elon	42 69	41	A James Madison	42 77	70	H Georgetown	46 54	103	H Princeton	66 62	
21	H Elon	48 57	41	H James Madison	51 66	78	A Drexel	49 53	125	A William & Mary	68 54	
			42	N Michigan St.	64 81	78	H Drexel	44 54	125	H William & Mary	49 60	
									125	N William & Mary	44 59	
									142	N Detroit Mercy	64 66	
									160	A Northeastern	41 50	
									160	H Northeastern	65 53	
									161	H Army West Point	47 61	
									181	H Robert Morris	67 65	
									182	A Hofstra	73 56	
									182	H Hofstra	56 45	
									184	H Hartford	66 67	
									185	A American	56 55	
									193	H George Mason	67 51	
									213	A Towson	73 67	
									213	H Towson	75 59	
									217	A Col. of Charleston	69 56	
									217	H Col. of Charleston	71 66	
									219	A UNCW	63 52	
									219	H UNCW	57 40	
									247	H St. Bonaventure	43 40	
									269	A Loyola Maryland	47 45	
LAST 12 Division I GAMES:												
125	N William & Mary	44 59	182	H Hofstra	56 45							
213	H Towson	75 59	41	A James Madison	42 77							
217	A Col. of Charleston	69 56	78	H Drexel	44 54							
21	H Elon	48 57	219	H UNCW	57 40							
78	A Drexel	49 53	213	A Towson	73 67							
160	A Northeastern	41 50	125	A William & Mary	68 54							

Non-Div I Games:

Delaware

Loss, Non-Conf, S Site, H Home A Away N Neutral

Average RPI Win:	341	WON-LOST	WINNING	LAST 10	STRENGTH OF	OPP. STRENGTH	TEAM	ADJ.	CONF.	ADJ CONF.
Average RPI Loss:	234	RECORD	PCT. RANK	GAMES	SCHEDULE	OF SCHEDULE	RPI	RPI	RPI	RPI
DIV. I ONLY	3- 27	342	1- 9	343	331	347	347	32	32	
DIV. I NON-CONF.	1- 12	332	0- 0	281	256	336	336	31	31	
TOTALS	RPI 1-25	RPI 26-50	W-L RECORDS	RPI 51-100	RPI 101-150	RPI 150+				
3- 27	0- 0	0- 0	OVERALL	0- 2	0- 4	3- 21				
1- 10	0- 0	0- 0	HOME	0- 0	0- 2	1- 8				
2- 16	0- 0	0- 0	AWAY	0- 2	0- 2	2- 12				
0- 1	0- 0	0- 0	NEUTRAL	0- 0	0- 0	0- 1				
1- 12	0- 0	0- 0	NON-CONFERENCE	0- 2	0- 4	1- 6				
0- 3	0- 0	0- 0	HOME	0- 0	0- 2	0- 1				
1- 9	0- 0	0- 0	AWAY	0- 2	0- 2	1- 5				
0- 0	0- 0	0- 0	NEUTRAL	0- 0	0- 0	0- 0				
2- 15	0- 0	0- 0	CONFERENCE	0- 0	0- 0	2- 15				
1- 7	0- 0	0- 0	HOME	0- 0	0- 0	1- 7				
1- 7	0- 0	0- 0	AWAY	0- 0	0- 0	1- 7				
0- 1	0- 0	0- 0	NEUTRAL	0- 0	0- 0	0- 1				

RPI S	Opponent	Score	RPI S	Opponent	Score	RPI S	Opponent	Score	RPI S	Opponent	Score	Team's RPI: 347
						60	A Iowa St.	57 88	105	A Virginia Tech	48 88	
						78	A Drexel	44 69	125	A William & Mary	48 82	
									127	H Cornell	51 72	
									142	H Detroit Mercy	71 90	
									151	H Hampton	52 83	
									170	A La Salle	38 78	
									171	A Bethune-Cookman	58 72	
									182	A Hofstra	44 64	
									207	A Xavier	53 86	
									226	H Howard	76 93	
									261	H UMES	72 79	
									281	A N.C. A&T	44 83	
									281	H N.C. A&T	60 68	
									283	H Norfolk St.	74 82	
									283	N Norfolk St.	40 60	
									288	A Coppin St.	64 77	
									293	A Savannah St.	57 64	
									308	A Lehigh	80 91	
									321	H NJIT	43 57	
									324	A Florida A&M	61 69	
									324	H Florida A&M	56 65	
									330	A Morgan St.	47 74	
									330	H Morgan St.	52 71	
									335	A N.C. Central	63 68	
									335	H N.C. Central	55 51	
									341	A Wagner	61 49	
LAST 12 Division I GAMES:												
			283	N Norfolk St.	40 60	324	A Florida A&M	61 69				
			226	H Howard	76 93	171	A Bethune-Cookman	58 72				
			261	H UMES	72 79	281	H N.C. A&T	60 68				
			330	H Morgan St.	52 71	335	H N.C. Central	55 51				
			288	A Coppin St.	64 77	324	H Florida A&M	56 65				
			330	A Morgan St.	47 74	293	A Savannah St.	57 64				

Non-Div I Games:

Delaware St.

RPI	S	Opponent	Score	
342	A	Longwood	77	88
348	A	South Carolina St.	72	70

Delaware St.

D
e
l
a
w
a
r
e
S
t
.

D
e
l
a
w
a
r
e
S
t
.

Average RPI Win: 296	WON-LOST	WINNING	LAST 10	STRENGTH OF	OPP. STRENGTH	TEAM	ADJ.	CONF.	ADJ CONF.
Average RPI Loss: 139	RECORD	PCT. RANK	GAMES	SCHEDULE	OF SCHEDULE	RPI	RPI	RPI	RPI
DIV. I ONLY	6- 24	320	2- 8	194	200	310	310	11	11
DIV. I NON-CONF.	3- 10	280	0- 0	283	310	326	326	10	10
TOTALS	RPI 1-25	RPI 26-50	W-L RECORDS	RPI 51-100	RPI 101-150	RPI 150+			
6- 24	0- 0	0- 2	OVERALL	0- 10	0- 3	6- 9			
4- 9	0- 0	0- 1	HOME	0- 3	0- 1	4- 4			
2- 13	0- 0	0- 1	AWAY	0- 2	0- 1	2- 2			
0- 2	0- 0	0- 0	NEUTRAL	0- 2	0- 0	0- 0			
3- 10	0- 0	0- 0	NON-CONFERENCE	0- 3	0- 1	3- 6			
3- 2	0- 0	0- 0	HOME	0- 0	0- 0	3- 2			
0- 7	0- 0	0- 0	AWAY	0- 2	0- 1	0- 4			
0- 1	0- 0	0- 0	NEUTRAL	0- 1	0- 0	0- 0			
3- 14	0- 0	0- 2	CONFERENCE	0- 7	0- 2	3- 3			
1- 7	0- 0	0- 1	HOME	0- 3	0- 1	1- 2			
2- 6	0- 0	0- 1	AWAY	0- 3	0- 1	2- 1			
0- 1	0- 0	0- 0	NEUTRAL	0- 1	0- 0	0- 0			

Denver

Denver

RPI S	Opponent	Score	RPI S	Opponent	Score	RPI S	Opponent	Score	RPI S	Opponent	Score	Team's RPI: 310
38	A South Dakota St.	54 78	38	H South Dakota St.	63 72	52	N UNI	68 79	129	A Northern Colo.	48 68	
						55	A Colorado St.	49 76	149	A Omaha	78 100	
						59	A Western Ill.	62 87	149	H Omaha	73 82	
						59	H Western Ill.	68 80	153	A Idaho St.	64 65	
						59	N Western Ill.	39 82	159	A Oral Roberts	47 45	
						63	A IUPUI	49 71	159	H Oral Roberts	57 70	
						63	H IUPUI	45 67	160	H Northeastern	69 72	
						77	A South Dakota	64 70	215	H Seattle U	72 75	
						77	H South Dakota	44 53	245	A Grand Canyon	70 73	
						99	A Wyoming	49 59	295	A Northern Ariz.	67 82	
									305	A North Dakota St.	58 67	
									305	H North Dakota St.	80 86	
									314	H Pepperdine	75 67	
									316	A Fort Wayne	78 72	
									316	H Fort Wayne	78 50	
									322	H Air Force	65 52	
									332	A Utah Valley	58 72	
									346	H Cal St. Fullerton	77 58	
LAST 12 Division I GAMES:												
			59	N Western Ill.	39 82	63	H IUPUI	45 67				
			149	A Omaha	78 100	316	H Fort Wayne	78 50				
			38	A South Dakota St.	54 78	77	H South Dakota	44 53				
			159	H Oral Roberts	57 70	159	A Oral Roberts	47 45				
			305	A North Dakota St.	58 67	149	H Omaha	73 82				
			59	H Western Ill.	68 80	38	H South Dakota St.	63 72				

Non-Div I Games:

Denver

■ Loss,
 ■ Non-Conf,
 ■ S Site,
 ■ H Home
 ■ A Away
 N Neutral

Detroit Mercy

Through Games Of March 12, 2017

Average RPI Win:	213	WON-LOST	WINNING	LAST 10	STRENGTH OF	OPP. STRENGTH	TEAM	ADJ.	CONF.	ADJ CONF.
Average RPI Loss:	155	RECORD	PCT. RANK	GAMES	SCHEDULE	OF SCHEDULE	RPI	RPI	RPI	RPI
DIV. I ONLY	18- 14	130	6- 4	178	199	142	142	18	18	
DIV. I NON-CONF.	4- 7	224	0- 0	266	113	233	233	21	21	
TOTALS	RPI 1-25	RPI 26-50	W-L RECORDS	RPI 51-100	RPI 101-150	RPI 150+				
18- 14	0- 0	1- 3	OVERALL	1- 1	4- 2	12- 8				
10- 2	0- 0	1- 0	HOME	1- 0	2- 0	6- 2				
5- 11	0- 0	0- 2	AWAY	0- 1	0- 2	5- 6				
3- 1	0- 0	0- 1	NEUTRAL	0- 0	2- 0	1- 0				
4- 7	0- 0	0- 1	NON-CONFERENCE	1- 1	1- 0	2- 5				
1- 2	0- 0	0- 0	HOME	1- 0	0- 0	0- 2				
2- 5	0- 0	0- 1	AWAY	0- 1	0- 0	2- 3				
1- 0	0- 0	0- 0	NEUTRAL	0- 0	1- 0	0- 0				
14- 7	0- 0	1- 2	CONFERENCE	0- 0	3- 2	10- 3				
9- 0	0- 0	1- 0	HOME	0- 0	2- 0	6- 0				
3- 6	0- 0	0- 1	AWAY	0- 0	0- 2	3- 3				
2- 1	0- 0	0- 1	NEUTRAL	0- 0	1- 0	1- 0				

RPI S	Opponent	Score	RPI S	Opponent	Score	RPI S	Opponent	Score	RPI S	Opponent	Score	Team's RPI: 142
28	A Green Bay	55 60	28	H Green Bay	76 72	73	A Minnesota	91 111	138	N Delaware	66 64	
28	H Green Bay	76 72	28	N Green Bay	52 64	96	H Kent St.	73 52	143	A Wright St.	69 77	
44	A Toledo	66 72							143	H Wright St.	85 80	
									143	N Wright St.	71 52	
									145	A Milwaukee	69 81	
									145	H Milwaukee	77 63	
									155	A CSUN	67 76	
									156	A Oakland	80 71	
									156	H Oakland	71 61	
									162	H Western Mich.	65 75	
									172	A East Carolina	81 83	
									180	A Cleveland St.	50 75	
									180	H Cleveland St.	66 54	
									180	N Cleveland St.	70 56	
									193	H George Mason	54 55	
									232	A Bradley	60 70	
									284	A Eastern Mich.	77 64	
									290	A Valparaiso	55 57	
									290	H Valparaiso	85 60	
									296	A Northern Ky.	55 53	
									296	H Northern Ky.	57 49	
									319	A Youngstown St.	83 67	
									319	H Youngstown St.	80 63	
									320	A Ill.-Chicago	62 63	
									320	H Ill.-Chicago	98 76	
									347	A Delaware St.	90 71	

LAST 12 Division I GAMES:

28	N Green Bay	52 64	290	A Valparaiso	55 57
143	N Wright St.	71 52	320	A Ill.-Chicago	62 63
180	N Cleveland St.	70 56	156	H Oakland	71 61
319	A Youngstown St.	83 67	28	H Green Bay	76 72
180	A Cleveland St.	50 75	145	H Milwaukee	77 63
143	H Wright St.	85 80	296	A Northern Ky.	55 53

Non-Div I Games:

Detroit Mercy

Loss, Non-Conf, S Site, H Home A Away N Neutral

Drake				STRENGTH OF SCHEDULE	OPP. STRENGTH OF SCHEDULE	TEAM RPI	ADJ. RPI	CONF. RPI	ADJ CONF. RPI
Average RPI Win:	187	WON-LOST RECORD	WINNING PCT. RANK						
Average RPI Loss:	39		LAST 10 GAMES						
DIV. I ONLY	27- 4	7	10- 0	115	118	26	26	16	16
DIV. I NON-CONF.	6- 4	127	0- 0	21	7	29	29	14	14
TOTALS	RPI 1-25	RPI 26-50	W-L RECORDS	RPI 51-100	RPI 101-150	RPI 150+			
27- 4	0- 1	0- 2	OVERALL	6- 1	2- 0	19- 0			
12- 0	0- 0	0- 0	HOME	4- 0	0- 0	8- 0			
11- 3	0- 1	0- 1	AWAY	1- 1	1- 0	9- 0			
4- 1	0- 0	0- 1	NEUTRAL	1- 0	1- 0	2- 0			
6- 4	0- 1	0- 2	NON-CONFERENCE	3- 1	2- 0	1- 0			
3- 0	0- 0	0- 0	HOME	3- 0	0- 0	0- 0			
2- 3	0- 1	0- 1	AWAY	0- 1	1- 0	1- 0			
1- 1	0- 0	0- 1	NEUTRAL	0- 0	1- 0	0- 0			
21- 0	0- 0	0- 0	CONFERENCE	3- 0	0- 0	18- 0			
9- 0	0- 0	0- 0	HOME	1- 0	0- 0	8- 0			
9- 0	0- 0	0- 0	AWAY	1- 0	0- 0	8- 0			
3- 0	0- 0	0- 0	NEUTRAL	1- 0	0- 0	2- 0			

RPI 1-25				RPI 26-50				Team's RPI: 26				RPI 51-100				RPI 101+			
RPI	S	Opponent	Score	RPI	S	Opponent	Score	RPI	S	Opponent	Score	RPI	S	Opponent	Score	RPI	S	Opponent	Score
23	A	Creighton	77 80	28	A	Green Bay	48 71	52	A	UNI	88 79	131	A	North Dakota	99 91				
				45	N	Auburn	80 85	52	H	UNI	70 57	134	N	Eastern Wash.	93 78				
								52	N	UNI	74 69	166	A	Missouri St.	90 64				
								60	A	Iowa St.	67 75	166	H	Missouri St.	98 91				
								64	H	Iowa	81 76	173	A	Wichita St.	83 78				
								75	H	Northern Ill.	95 86	173	H	Wichita St.	105 89				
								99	H	Wyoming	63 50	173	N	Wichita St.	86 68				
												178	A	Southern Ill.	71 60				
												178	H	Southern Ill.	75 59				
												196	A	Nebraska	84 70				
												225	A	Evansville	73 48				
												225	H	Evansville	82 65				
												232	A	Bradley	93 60				
												232	H	Bradley	98 46				
												251	A	Indiana St.	64 45				
												251	H	Indiana St.	76 62				
												303	A	Illinois St.	87 36				
												303	H	Illinois St.	101 49				
												303	N	Illinois St.	64 40				
												326	A	Loyola Chicago	86 42				
												326	H	Loyola Chicago	89 46				
LAST 12 Division I GAMES:																			
				52	N	UNI	74 69	326	A	Loyola Chicago	86 42								
				173	N	Wichita St.	86 68	251	A	Indiana St.	64 45								
				303	N	Illinois St.	64 40	232	H	Bradley	98 46								
				173	H	Wichita St.	105 89	303	H	Illinois St.	101 49								
				166	H	Missouri St.	98 91	225	A	Evansville	73 48								
				52	H	UNI	70 57	178	A	Southern Ill.	71 60								

Non-Div I Games: Clarke 118 43

Drake

■ Loss,
 ■ Non-Conf, S Site,
 ■ Home
 ■ Away
 N Neutral

Average RPI Win:	109	WON-LOST	WINNING	LAST 10	STRENGTH OF	OPP. STRENGTH	TEAM	ADJ.	CONF.	ADJ CONF.
Average RPI Loss:	34	RECORD	PCT. RANK	GAMES	SCHEDULE	OF SCHEDULE	RPI	RPI	RPI	RPI
DIV. I ONLY	27- 5	11	9- 1	20	11	8	8	3	3	
DIV. I NON-CONF.	12- 1	7	0- 0	97	35	9	9	4	4	
TOTALS	RPI 1-25	RPI 26-50	W-L RECORDS	RPI 51-100	RPI 101-150	RPI 150+				
27- 5	6- 3	3- 1	OVERALL	5- 0	6- 1	7- 0				
16- 0	5- 0	2- 0	HOME	2- 0	4- 0	3- 0				
9- 4	0- 2	0- 1	AWAY	3- 0	2- 1	4- 0				
2- 1	1- 1	1- 0	NEUTRAL	0- 0	0- 0	0- 0				
12- 1	3- 0	1- 0	NON-CONFERENCE	1- 0	2- 1	5- 0				
8- 0	3- 0	1- 0	HOME	1- 0	1- 0	2- 0				
4- 1	0- 0	0- 0	AWAY	0- 0	1- 1	3- 0				
0- 0	0- 0	0- 0	NEUTRAL	0- 0	0- 0	0- 0				
15- 4	3- 3	2- 1	CONFERENCE	4- 0	4- 0	2- 0				
8- 0	2- 0	1- 0	HOME	1- 0	3- 0	1- 0				
5- 3	0- 2	0- 1	AWAY	3- 0	1- 0	1- 0				
2- 1	1- 1	1- 0	NEUTRAL	0- 0	0- 0	0- 0				

RPI	S	Opponent	Score	RPI	S	Opponent	Score	RPI	S	Opponent	Score	RPI	S	Opponent	Score
2	A	Notre Dame	58 62	31	H	Syracuse	72 55	53	A	Virginia	70 51	105	H	Virginia Tech	84 59
2	N	Notre Dame	61 84	31	N	Syracuse	68 46	61	A	Georgia Tech	75 68	111	A	Long Beach St.	83 46
3	H	South Carolina	74 63	39	A	North Carolina St.	52 55	67	H	Villanova	68 50	115	A	Vanderbilt	73 77
11	H	Louisville	58 55	50	H	Penn	68 55	88	A	Wake Forest	79 53	117	H	Clemson	65 37
12	A	Florida St.	45 69					88	H	Wake Forest	71 43	118	A	North Carolina	95 71
14	H	Kentucky	69 54									118	H	North Carolina	70 58
15	H	Miami (FL)	83 70									136	H	Old Dominion	92 64
15	N	Miami (FL)	57 52									163	H	Pittsburgh	62 48
21	H	Elon	68 61									176	A	Boston College	67 44
												224	A	Rutgers	68 32
												234	A	Liberty	98 38
												245	H	Grand Canyon	90 47
												314	A	Pepperdine	99 65
												342	H	Longwood	105 48
LAST 12 Division I GAMES:															
		2 N Notre Dame	61 84			163 H Pittsburgh	62 48								
		15 N Miami (FL)	57 52			31 H Syracuse	72 55								
		31 N Syracuse	68 46			53 A Virginia	70 51								
		118 A North Carolina	95 71			117 H Clemson	65 37								
		15 H Miami (FL)	83 70			88 H Wake Forest	71 43								
		88 A Wake Forest	79 53			2 A Notre Dame	58 62								

Non-Div I Games:

Duke

■ Loss,
■ Non-Conf, S Site,
■ Home
■ Away
N Neutral

Average RPI Win:	182	WON-LOST	WINNING	LAST 10	STRENGTH OF	OPP. STRENGTH	TEAM	ADJ.	CONF.	ADJ CONF.
Average RPI Loss:	109	RECORD	PCT. RANK	GAMES	SCHEDULE	OF SCHEDULE	RPI	RPI	RPI	RPI
DIV. I ONLY	18- 15	150	6- 4	98	97	124	124	12	12	
DIV. I NON-CONF.	7- 6	157	0- 1	99	91	113	113	12	12	
TOTALS	RPI 1-25	RPI 26-50	W-L RECORDS	RPI 51-100	RPI 101-150	RPI 150+				
18- 15	0- 1	0- 4	OVERALL	4- 4	3- 3	11- 3				
10- 5	0- 1	0- 1	HOME	1- 2	1- 1	8- 0				
5- 9	0- 0	0- 2	AWAY	2- 2	1- 2	2- 3				
3- 1	0- 0	0- 1	NEUTRAL	1- 0	1- 0	1- 0				
7- 6	0- 1	0- 1	NON-CONFERENCE	1- 3	1- 1	5- 0				
3- 3	0- 1	0- 0	HOME	0- 1	0- 1	3- 0				
3- 3	0- 0	0- 1	AWAY	1- 2	1- 0	1- 0				
1- 0	0- 0	0- 0	NEUTRAL	0- 0	0- 0	1- 0				
11- 9	0- 0	0- 3	CONFERENCE	3- 1	2- 2	6- 3				
7- 2	0- 0	0- 1	HOME	1- 1	1- 0	5- 0				
2- 6	0- 0	0- 1	AWAY	1- 0	0- 2	1- 3				
2- 1	0- 0	0- 1	NEUTRAL	1- 0	1- 0	0- 0				

RPI S	Opponent	Score	RPI S	Opponent	Score	RPI S	Opponent	Score	RPI S	Opponent	Score	Team's RPI: 124
16	H Maryland	57 77	27	A Ohio St.	69 89	54	A George Washington	73 63	116	A Saint Joseph's	58 60	
			33	A Dayton	47 66	54	H George Washington	40 75	116	N Saint Joseph's	78 63	
			33	H Dayton	64 75	54	N George Washington	62 58	119	A Fordham	51 64	
			33	N Dayton	56 70	56	A California	66 86	120	H Charlotte	63 77	
						71	A St. John's (NY)	71 65	147	H VCU	70 51	
						72	A Ohio	46 64	148	A Iona	61 58	
						94	H Saint Louis	94 65	163	H Pittsburgh	63 54	
						98	H Buffalo	69 71	170	A La Salle	76 68	
									193	H George Mason	76 57	
									193	H George Mason	66 55	
									229	H Richmond	73 61	
									235	A Akron	67 57	
									247	A St. Bonaventure	56 69	
									247	H St. Bonaventure	83 61	
									277	H Davidson	73 51	
									278	N Western Caro.	65 50	
									298	H Lafayette	67 52	
									301	A Rhode Island	69 71	
									308	H Lehigh	63 49	
									311	A Massachusetts	67 75	
LAST 12 Division I GAMES:												
			33	N Dayton	56 70	301	A Rhode Island	69 71				
			116	N Saint Joseph's	78 63	33	A Dayton	47 66				
			54	N George Washington	62 58	147	H VCU	70 51				
			193	H George Mason	66 55	193	H George Mason	76 57				
			56	A California	66 86	116	A Saint Joseph's	58 60				
			247	H St. Bonaventure	83 61	54	A George Washington	73 63				

Non-Div I Games:

Duquesne

■ Loss,
■ Non-Conf,
■ S Site,
■ H Home
■ A Away
N Neutral

Average RPI Win: 250	WON-LOST	WINNING	LAST 10	STRENGTH OF	OPP. STRENGTH	TEAM	ADJ.	CONF.	ADJ CONF.
Average RPI Loss: 146	RECORD	PCT. RANK	GAMES	SCHEDULE	OF SCHEDULE	RPI	RPI	RPI	RPI
DIV. I ONLY	16- 14	154	5- 5	294	170	205	205	17	17
DIV. I NON-CONF.	8- 7	164	0- 0	310	173	234	234	20	20
TOTALS	RPI 1-25	RPI 26-50	W-L RECORDS	RPI 51-100	RPI 101-150	RPI 150+			
16- 14	0- 2	0- 0	OVERALL	0- 4	1- 2	15- 6			
8- 7	0- 2	0- 0	HOME	0- 2	1- 1	7- 2			
7- 5	0- 0	0- 0	AWAY	0- 2	0- 0	7- 3			
1- 2	0- 0	0- 0	NEUTRAL	0- 0	0- 1	1- 1			
8- 7	0- 2	0- 0	NON-CONFERENCE	0- 0	1- 2	7- 3			
4- 4	0- 2	0- 0	HOME	0- 0	1- 1	3- 1			
3- 2	0- 0	0- 0	AWAY	0- 0	0- 0	3- 2			
1- 1	0- 0	0- 0	NEUTRAL	0- 0	0- 1	1- 0			
8- 7	0- 0	0- 0	CONFERENCE	0- 4	0- 0	8- 3			
4- 3	0- 0	0- 0	HOME	0- 2	0- 0	4- 1			
4- 3	0- 0	0- 0	AWAY	0- 2	0- 0	4- 1			
0- 1	0- 0	0- 0	NEUTRAL	0- 0	0- 0	0- 1			

RPI 1-25				RPI 26-50				RPI 51-100				RPI 101+ Team's RPI: 205			
RPI	S	Opponent	Score	RPI	S	Opponent	Score	RPI	S	Opponent	Score	RPI	S	Opponent	Score
19	H	Tennessee	58 83					68	A	Chattanooga	45 60	115	H	Vanderbilt	72 80
21	H	Elon	51 79					68	H	Chattanooga	62 70	128	N	Maine	48 61
								93	A	Mercer	55 72	136	H	Old Dominion	70 60
								93	H	Mercer	56 71	192	A	Campbell	56 55
												198	A	UNCG	62 73
												198	H	UNCG	60 52
												216	H	Appalachian St.	68 71
												228	A	Samford	69 57
												228	H	Samford	61 56
												228	N	Samford	64 67
												238	A	Wofford	77 69
												238	H	Wofford	52 54
												255	A	Furman	74 64
												255	H	Furman	75 66
												259	A	Butler	68 59
												262	A	Austin Peay	74 77
												264	H	Murray St.	79 60
												277	H	Davidson	76 56
												278	A	Western Caro.	72 55
												278	H	Western Caro.	76 57
												282	A	Tennessee Tech	82 76
												288	N	Coppin St.	70 58
												296	A	Northern Ky.	56 62
												345	H	Winthrop	62 45
LAST 12 Division I GAMES:															
		228	N	Samford	64	67		93	H	Mercer	56	71			
		255	H	Furman	75	66		228	H	Samford	61	56			
		238	H	Wofford	52	54		238	A	Wofford	77	69			
		198	A	UNCG	62	73		255	A	Furman	74	64			
		278	A	Western Caro.	72	55		278	H	Western Caro.	76	57			
		68	H	Chattanooga	62	70		198	H	UNCG	60	52			

Non-Div I Games:

ETSU

■ Loss,
■ Non-Conf,
■ S Site,
■ H Home
■ A Away
N Neutral

East Carolina

Through Games Of March 12, 2017

Average RPI Win:	194	WON-LOST	WINNING	LAST 10	STRENGTH OF	OPP. STRENGTH	TEAM	ADJ.	CONF.	ADJ CONF.
Average RPI Loss:	86	RECORD	PCT. RANK	GAMES	SCHEDULE	OF SCHEDULE	RPI	RPI	RPI	RPI
DIV. I ONLY	10- 19	259	1- 9	44	83	172	172	5	5	
DIV. I NON-CONF.	8- 4	97	0- 0	103	255	88	88	5	5	
TOTALS	RPI 1-25	RPI 26-50	W-L RECORDS	RPI 51-100	RPI 101-150	RPI 150+				
10- 19	0- 4	0- 4	OVERALL	1- 4	2- 3	7- 4				
7- 7	0- 2	0- 2	HOME	1- 2	1- 0	5- 1				
1- 10	0- 2	0- 1	AWAY	0- 1	0- 3	1- 3				
2- 2	0- 0	0- 1	NEUTRAL	0- 1	1- 0	1- 0				
8- 4	0- 0	0- 2	NON-CONFERENCE	0- 0	2- 2	6- 0				
5- 1	0- 0	0- 1	HOME	0- 0	1- 0	4- 0				
1- 2	0- 0	0- 0	AWAY	0- 0	0- 2	1- 0				
2- 1	0- 0	0- 1	NEUTRAL	0- 0	1- 0	1- 0				
2- 15	0- 4	0- 2	CONFERENCE	1- 4	0- 1	1- 4				
2- 6	0- 2	0- 1	HOME	1- 2	0- 0	1- 1				
0- 8	0- 2	0- 1	AWAY	0- 1	0- 1	0- 3				
0- 1	0- 0	0- 0	NEUTRAL	0- 1	0- 0	0- 0				

RPI	S	Opponent	Score	RPI	S	Opponent	Score	RPI	S	Opponent	Score	RPI	S	Opponent	Score	Team's RPI: 172
1	A	UConn	45 90	30	A	South Fla.	48 79	74	H	Tulane	45 61	120	A	Charlotte	64 79	
1	H	UConn	44 91	30	H	South Fla.	66 76	97	A	UCF	51 79	123	N	Ball St.	82 69	
18	A	Temple	47 78	40	N	West Virginia	47 79	97	H	UCF	42 54	125	A	William & Mary	72 82	
18	H	Temple	43 76	45	H	Auburn	52 61	100	H	SMU	58 57	142	H	Detroit Mercy	83 81	
								100	N	SMU	54 60	144	A	Tulsa	92 100	
												167	A	Memphis	50 72	
												175	A	Houston	65 81	
												175	H	Houston	62 73	
												183	A	Cincinnati	64 74	
												183	H	Cincinnati	80 69	
												219	H	UNCW	75 65	
												222	H	Presbyterian	54 46	
												229	A	Richmond	71 60	
												230	H	Southern U.	62 55	
												231	N	Marist	70 68	
												261	H	UMES	66 58	
LAST 12 Division I GAMES:																
100	N	SMU	54 60	30	H	South Fla.	66 76									
175	A	Houston	65 81	175	H	Houston	62 73									
183	H	Cincinnati	80 69	144	A	Tulsa	92 100									
97	A	UCF	51 79	1	H	UConn	44 91									
167	A	Memphis	50 72	183	A	Cincinnati	64 74									
18	H	Temple	43 76	97	H	UCF	42 54									

Non-Div I Games: Greensboro 107 40

East Carolina

Loss, Non-Conf, S Site, H Home A Away N Neutral

Average RPI Win:	262	WON-LOST	WINNING	LAST 10	STRENGTH OF	OPP. STRENGTH	TEAM	ADJ.	CONF.	ADJ CONF.
Average RPI Loss:	209	RECORD	PCT. RANK	GAMES	SCHEDULE	OF SCHEDULE	RPI	RPI	RPI	RPI
DIV. I ONLY	7- 19	295	4- 6	261	315	300	300	26	26	
DIV. I NON-CONF.	2- 8	288	0- 0	175	346	277	277	26	26	
TOTALS	RPI 1-25	RPI 26-50	W-L RECORDS	RPI 51-100	RPI 101-150	RPI 150+				
7- 19	0- 0	0- 0	OVERALL	0- 2	0- 2	7- 15				
3- 8	0- 0	0- 0	HOME	0- 1	0- 1	3- 6				
4- 11	0- 0	0- 0	AWAY	0- 1	0- 1	4- 9				
0- 0	0- 0	0- 0	NEUTRAL	0- 0	0- 0	0- 0				
2- 8	0- 0	0- 0	NON-CONFERENCE	0- 1	0- 2	2- 5				
0- 3	0- 0	0- 0	HOME	0- 0	0- 1	0- 2				
2- 5	0- 0	0- 0	AWAY	0- 1	0- 1	2- 3				
0- 0	0- 0	0- 0	NEUTRAL	0- 0	0- 0	0- 0				
5- 11	0- 0	0- 0	CONFERENCE	0- 1	0- 0	5- 10				
3- 5	0- 0	0- 0	HOME	0- 1	0- 0	3- 4				
2- 6	0- 0	0- 0	AWAY	0- 0	0- 0	2- 6				
0- 0	0- 0	0- 0	NEUTRAL	0- 0	0- 0	0- 0				

RPI S	Opponent	Score	RPI S	Opponent	Score	RPI S	Opponent	Score	RPI S	Opponent	Score	Team's RPI: 300
						57	H Belmont	58 77	112	A Stetson	55 72	
						59	A Western Ill.	62 83	143	H Wright St.	61 71	
									179	A Morehead St.	62 66	
									180	H Cleveland St.	56 66	
									183	A Cincinnati	64 78	
									206	A SIUE	52 68	
									206	H SIUE	59 75	
									221	A UT Martin	72 74	
									221	H UT Martin	80 70	
									225	A Evansville	73 63	
									251	H Indiana St.	61 88	
									252	H Jacksonville St.	71 67	
									253	A Tennessee St.	58 69	
									262	A Austin Peay	78 73	
									262	H Austin Peay	59 69	
									264	A Murray St.	74 92	
									264	H Murray St.	57 66	
									267	A Southeast Mo. St.	71 62	
									267	H Southeast Mo. St.	65 107	
									271	A Eastern Ky.	85 88	
									282	H Tennessee Tech	54 46	
									290	A Valparaiso	68 73	
									303	A Illinois St.	49 60	
									324	A Florida A&M	66 50	
LAST 12 Division I GAMES:												
206	A	SIUE	52	68	253	A	Tennessee St.	58	69			
262	A	Austin Peay	78	73	206	H	SIUE	59	75			
264	H	Murray St.	57	66	267	A	Southeast Mo. St.	71	62			
267	H	Southeast Mo. St.	65	107	221	H	UT Martin	80	70			
221	A	UT Martin	72	74	262	H	Austin Peay	59	69			
282	H	Tennessee Tech	54	46	264	A	Murray St.	74	92			

Non-Div I Games: Ill.-Springfield 74 60 Millikin 97 54

Eastern Ill.

Loss, Non-Conf, S Site, H Home A Away N Neutral

Average RPI Win:	247	WON-LOST	WINNING	LAST 10	STRENGTH OF	OPP. STRENGTH	TEAM	ADJ.	CONF.	ADJ CONF.
Average RPI Loss:	184	RECORD	PCT. RANK	GAMES	SCHEDULE	OF SCHEDULE	RPI	RPI	RPI	RPI
DIV. I ONLY	11- 20	255	4- 6	202	295	271	271	26	26	
DIV. I NON-CONF.	2- 10	305	0- 0	275	281	333	333	26	26	
TOTALS	RPI 1-25	RPI 26-50	W-L RECORDS	RPI 51-100	RPI 101-150	RPI 150+				
11- 20	0- 0	0- 1	OVERALL	0- 5	0- 1	11- 13				
7- 5	0- 0	0- 1	HOME	0- 1	0- 0	7- 3				
1- 11	0- 0	0- 0	AWAY	0- 3	0- 1	1- 7				
3- 4	0- 0	0- 0	NEUTRAL	0- 1	0- 0	3- 3				
2- 10	0- 0	0- 1	NON-CONFERENCE	0- 2	0- 1	2- 6				
1- 3	0- 0	0- 1	HOME	0- 0	0- 0	1- 2				
0- 4	0- 0	0- 0	AWAY	0- 2	0- 1	0- 1				
1- 3	0- 0	0- 0	NEUTRAL	0- 0	0- 0	1- 3				
9- 10	0- 0	0- 0	CONFERENCE	0- 3	0- 0	9- 7				
6- 2	0- 0	0- 0	HOME	0- 1	0- 0	6- 1				
1- 7	0- 0	0- 0	AWAY	0- 1	0- 0	1- 6				
2- 1	0- 0	0- 0	NEUTRAL	0- 1	0- 0	2- 0				

RPI S	Opponent	Score	RPI S	Opponent	Score	RPI S	Opponent	Score	RPI S	Opponent	Score	Team's RPI: 271
35	H Western Ky.	63 90	57	A Belmont	58 74	143	A Wright St.	73 85				
			57	H Belmont	67 73	162	N Western Mich.	59 74				
			57	N Belmont	64 94	179	A Morehead St.	54 80				
			94	A Saint Louis	51 78	179	H Morehead St.	65 58				
			96	A Kent St.	67 80	179	N Morehead St.	73 67				
						198	A UNCG	66 81				
						206	H SIUE	75 63				
						206	N SIUE	61 58				
						221	A UT Martin	56 66				
						235	H Akron	57 63				
						249	N Miami (OH)	54 65				
						252	A Jacksonville St.	61 71				
						252	H Jacksonville St.	49 54				
						253	A Tennessee St.	64 78				
						253	H Tennessee St.	66 62				
						256	H Bowling Green	57 55				
						262	H Austin Peay	80 71				
						264	A Murray St.	64 70				
						267	A Southeast Mo. St.	74 63				
						278	H Western Caro.	61 72				
						282	A Tennessee Tech	51 53				
						282	H Tennessee Tech	78 65				
						300	H Eastern Ill.	88 85				
						316	N Fort Wayne	59 68				
						330	N Morgan St.	66 58				
LAST 12 Division I GAMES:												
	57	N Belmont	64	94	57	H Belmont	67	73				
	206	N SIUE	61	58	179	H Morehead St.	65	58				
	179	N Morehead St.	73	67	264	A Murray St.	64	70				
	282	H Tennessee Tech	78	65	221	A UT Martin	56	66				
	252	A Jacksonville St.	61	71	262	H Austin Peay	80	71				
	253	A Tennessee St.	64	78	282	A Tennessee Tech	51	53				

Non-Div I Games: Ohio Valley 88 30

Eastern Ky.

■ Loss,
 ■ Non-Conf,
 ■ S Site,
 ■ Home
 ■ A Away
 N Neutral

Average RPI Win:	284	WON-LOST	WINNING	LAST 10	STRENGTH OF	OPP. STRENGTH	TEAM	ADJ.	CONF.	ADJ CONF.
Average RPI Loss:	118	RECORD	PCT. RANK	GAMES	SCHEDULE	OF SCHEDULE	RPI	RPI	RPI	RPI
DIV. I ONLY	5- 25	327	0- 10	95	146	284	284	10	10	
DIV. I NON-CONF.	4- 7	224	0- 0	222	262	254	254	11	11	
TOTALS	RPI 1-25	RPI 26-50	W-L RECORDS	RPI 51-100	RPI 101-150	RPI 150+				
5- 25	0- 0	0- 4	OVERALL	0- 10	0- 4	5- 7				
3- 10	0- 0	0- 2	HOME	0- 3	0- 2	3- 3				
1- 13	0- 0	0- 2	AWAY	0- 6	0- 1	1- 4				
1- 2	0- 0	0- 0	NEUTRAL	0- 1	0- 1	1- 0				
4- 7	0- 0	0- 0	NON-CONFERENCE	0- 3	0- 2	4- 2				
2- 2	0- 0	0- 0	HOME	0- 0	0- 1	2- 1				
1- 3	0- 0	0- 0	AWAY	0- 2	0- 0	1- 1				
1- 2	0- 0	0- 0	NEUTRAL	0- 1	0- 1	1- 0				
1- 18	0- 0	0- 4	CONFERENCE	0- 7	0- 2	1- 5				
1- 8	0- 0	0- 2	HOME	0- 3	0- 1	1- 2				
0- 10	0- 0	0- 2	AWAY	0- 4	0- 1	0- 3				
0- 0	0- 0	0- 0	NEUTRAL	0- 0	0- 0	0- 0				

RPI 1-25				RPI 26-50				RPI 51-100				RPI 101+ Team's RPI: 284			
RPI	S	Opponent	Score	RPI	S	Opponent	Score	RPI	S	Opponent	Score	RPI	S	Opponent	Score
				43	A	Central Mich.	48 71	58	A	Purdue	50 77	123	A	Ball St.	49 78
				43	H	Central Mich.	63 104	72	A	Ohio	51 68	123	H	Ball St.	54 64
				44	A	Toledo	57 65	72	A	Ohio	49 63	129	N	Northern Colo.	57 58
				44	H	Toledo	49 66	74	N	Tulane	50 62	142	H	Detroit Mercy	64 77
								75	A	Northern Ill.	73 85	162	A	Western Mich.	60 70
								75	H	Northern Ill.	71 81	162	H	Western Mich.	67 76
								88	A	Wake Forest	61 89	179	A	Morehead St.	73 78
								96	A	Kent St.	65 83	218	H	Monmouth	68 75
								96	H	Kent St.	67 86	235	A	Akron	62 80
								98	H	Buffalo	52 56	247	H	St. Bonaventure	75 56
												249	A	Miami (OH)	61 72
												249	H	Miami (OH)	63 79
												256	H	Bowling Green	81 74
												260	N	Georgia St.	69 59
												322	H	Air Force	65 44
												333	A	Incarinate Word	66 47
LAST 12 Division I GAMES:															
				72	A	Ohio	49 63	98	H	Buffalo	52 56				
				43	A	Central Mich.	48 71	249	H	Miami (OH)	63 79				
				123	H	Ball St.	54 64	96	A	Kent St.	65 83				
				75	H	Northern Ill.	71 81	43	H	Central Mich.	63 104				
				44	A	Toledo	57 65	235	A	Akron	62 80				
				162	A	Western Mich.	60 70	256	H	Bowling Green	81 74				

Non-Div I Games: Ferris St. 68 50

Eastern Mich.

■ Loss,
 ■ Non-Conf,
 ■ S Site,
 ■ Home
 ■ A Away
 N Neutral

Average RPI Win:	237	WON-LOST	WINNING	LAST 10	STRENGTH OF	OPP. STRENGTH	TEAM	ADJ.	CONF.	ADJ CONF.
Average RPI Loss:	100	RECORD	PCT. RANK	GAMES	SCHEDULE	OF SCHEDULE	RPI	RPI	RPI	RPI
DIV. I ONLY	17- 13	123	6- 4	132	217	134	134	20	20	
DIV. I NON-CONF.	4- 6	209	0- 0	37	153	106	106	18	18	
TOTALS	RPI 1-25	RPI 26-50	W-L RECORDS	RPI 51-100	RPI 101-150	RPI 150+				
17- 13	0- 2	0- 2	OVERALL	0- 5	3- 2	14- 2				
7- 4	0- 0	0- 0	HOME	0- 2	2- 1	5- 1				
8- 6	0- 1	0- 1	AWAY	0- 2	0- 1	8- 1				
2- 3	0- 1	0- 1	NEUTRAL	0- 1	1- 0	1- 0				
4- 6	0- 2	0- 2	NON-CONFERENCE	0- 2	0- 0	4- 0				
1- 1	0- 0	0- 0	HOME	0- 1	0- 0	1- 0				
2- 3	0- 1	0- 1	AWAY	0- 1	0- 0	2- 0				
1- 2	0- 1	0- 1	NEUTRAL	0- 0	0- 0	1- 0				
13- 7	0- 0	0- 0	CONFERENCE	0- 3	3- 2	10- 2				
6- 3	0- 0	0- 0	HOME	0- 1	2- 1	4- 1				
6- 3	0- 0	0- 0	AWAY	0- 1	0- 1	6- 1				
1- 1	0- 0	0- 0	NEUTRAL	0- 1	1- 0	0- 0				

RPI S	Opponent	Score	RPI S	Opponent	Score	RPI S	Opponent	Score	RPI S	Opponent	Score	Team's RPI: 134
10 A	Washington	52 100	26 N	Drake	78 93	65 A	Montana St.	83 88	129 H	Northern Colo.	67 61	
21 N	Elon	55 76	47 A	Boise St.	64 67	65 H	Montana St.	61 72	131 H	North Dakota	71 75	
						65 N	Montana St.	59 61	150 A	Idaho	51 78	
						66 H	Gonzaga	54 73	150 H	Idaho	67 57	
						74 A	Tulane	51 63	150 N	Idaho	73 64	
									153 A	Idaho St.	61 58	
									153 H	Idaho St.	58 41	
									155 A	CSUN	71 57	
									214 A	Portland St.	68 62	
									239 A	Weber St.	70 42	
									239 H	Weber St.	99 85	
									255 N	Furman	68 56	
									286 A	Sacramento St.	72 65	
									291 A	Southern Utah	67 66	
									291 H	Southern Utah	63 64	
									295 A	Northern Ariz.	47 56	
									295 H	Northern Ariz.	79 64	
									323 A	Montana	60 46	
									323 H	Montana	64 57	
									332 A	Utah Valley	83 50	
									346 H	Cal St. Fullerton	84 67	
LAST 12 Division I GAMES:												
			65 N	Montana St.	59 61	150 A	Idaho	51 78				
			150 N	Idaho	73 64	129 H	Northern Colo.	67 61				
			295 H	Northern Ariz.	79 64	131 H	North Dakota	71 75				
			291 H	Southern Utah	63 64	214 A	Portland St.	68 62				
			153 A	Idaho St.	61 58	286 A	Sacramento St.	72 65				
			239 A	Weber St.	70 42	65 H	Montana St.	61 72				

Non-Div I Games: Multnomah 88 30

Eastern Wash.

Loss, Non-Conf, S Site, H Home A Away N Neutral

Average RPI Win:	161	WON-LOST	WINNING	LAST 10	STRENGTH OF	OPP. STRENGTH	TEAM	ADJ.	CONF.	ADJ CONF.
Average RPI Loss:	54	RECORD	PCT. RANK	GAMES	SCHEDULE	OF SCHEDULE	RPI	RPI	RPI	RPI
DIV. I ONLY	26- 6	19	9- 1	68	89	21	21	9	9	
DIV. I NON-CONF.	7- 4	114	0- 0	61	53	48	48	8	8	
TOTALS	RPI 1-25	RPI 26-50	W-L RECORDS	RPI 51-100	RPI 101-150	RPI 150+				
26- 6	0- 1	2- 3	OVERALL	3- 1	6- 1	15- 0				
10- 2	0- 0	0- 1	HOME	2- 1	2- 0	6- 0				
12- 4	0- 1	2- 2	AWAY	1- 0	2- 1	7- 0				
4- 0	0- 0	0- 0	NEUTRAL	0- 0	2- 0	2- 0				
7- 4	0- 1	1- 1	NON-CONFERENCE	1- 1	1- 1	4- 0				
2- 1	0- 0	0- 0	HOME	1- 1	0- 0	1- 0				
3- 3	0- 1	1- 1	AWAY	0- 0	0- 1	2- 0				
2- 0	0- 0	0- 0	NEUTRAL	0- 0	1- 0	1- 0				
19- 2	0- 0	1- 2	CONFERENCE	2- 0	5- 0	11- 0				
8- 1	0- 0	0- 1	HOME	1- 0	2- 0	5- 0				
9- 1	0- 0	1- 1	AWAY	1- 0	2- 0	5- 0				
2- 0	0- 0	0- 0	NEUTRAL	0- 0	1- 0	1- 0				

RPI	S	Opponent	Score	RPI	S	Opponent	Score	RPI	S	Opponent	Score	RPI	S	Opponent	Score
8	A	Duke	61 68	28	A	Green Bay	56 71	62	H	Bucknell	64 58	118	A	North Carolina	73 78
				41	A	James Madison	78 60	78	A	Drexel	48 45	125	A	William & Mary	60 58
				41	A	James Madison	54 61	78	H	Drexel	75 65	125	H	William & Mary	70 47
				41	H	James Madison	70 76	88	H	Wake Forest	68 78	125	N	William & Mary	88 60
				43	A	Central Mich.	71 57					134	N	Eastern Wash.	76 55
												138	A	Delaware	57 48
												138	H	Delaware	69 42
												160	A	Northeastern	76 65
												160	H	Northeastern	70 58
												182	A	Hofstra	64 53
												182	H	Hofstra	72 61
												182	N	Hofstra	78 50
												205	A	ETSU	79 51
												213	A	Towson	67 65
												213	H	Towson	83 55
												217	A	Col. of Charleston	84 56
												217	H	Col. of Charleston	70 57
												219	A	UNCW	66 56
												219	H	UNCW	82 48
												224	H	Rutgers	66 54
												235	N	Akron	65 62
												260	A	Georgia St.	84 67
LAST 12 Division I GAMES:															
				41	A	James Madison	78 60	125	H	William & Mary	70 47				
				125	N	William & Mary	88 60	182	H	Hofstra	72 61				
				182	N	Hofstra	78 50	41	A	James Madison	54 61				
				219	H	UNCW	82 48	160	H	Northeastern	70 58				
				213	A	Towson	67 65	219	A	UNCW	66 56				
				138	A	Delaware	57 48	213	H	Towson	83 55				

Non-Div I Games: King (TN) 93 47

Elon

Loss, Non-Conf, S Site, H Home A Away N Neutral

EVANSVILLE				Through Games Of March 17, 1917.						
Average RPI Win:	260	WON-LOST	WINNING	LAST 10	STRENGTH OF	OPP. STRENGTH	TEAM	ADJ.	CONF.	ADJ CONF.
Average RPI Loss:	139	RECORD	PCT. RANK	GAMES	SCHEDULE	OF SCHEDULE	RPI	RPI	RPI	RPI
DIV. I ONLY	13- 17	209	6- 4	247	209	225	225	16	16	
DIV. I NON-CONF.	4- 6	209	0- 0	279	292	263	263	14	14	

TOTALS	RPI 1-25		RPI 26-50		W-L RECORDS		RPI 51-100		RPI 101-150	RPI 150+
13- 17	0- 1		0- 2		OVERALL		0- 4		0- 1	13- 9
7- 7	0- 0		0- 1		HOME		0- 1		0- 0	7- 5
5- 9	0- 0		0- 1		AWAY		0- 0		0- 0	5- 1
1- 1	0- 0		0- 0		NEUTRAL		0- 1		0- 0	1- 0
4- 6	0- 1		0- 0		NON-CONFERENCE		0- 1		0- 1	4- 3
2- 3	0- 0		0- 0		HOME		0- 0		0- 0	2- 3
2- 3	0- 1		0- 0		AWAY		0- 1		0- 1	2- 0
0- 0	0- 0		0- 0		NEUTRAL		0- 0		0- 0	0- 0
9- 11	0- 0		0- 2		CONFERENCE		0- 3		0- 0	9- 6
5- 4	0- 0		0- 1		HOME		0- 1		0- 0	5- 2
3- 6	0- 0		0- 1		AWAY		0- 1		0- 0	3- 4
1- 1	0- 0		0- 0		NEUTRAL		0- 1		0- 0	1- 0

RPI 1-25			
RPI	S	Opponent	Score
11	A	Louisville	47 89
RPI 26-50			
RPI	S	Opponent	Score
26	A	Drake	65 82
26	H	Drake	48 73
RPI 51-100			
RPI	S	Opponent	Score
52	A	UNI	40 54
52	H	UNI	36 62
52	N	UNI	58 82
69	A	Northwestern	66 88
RPI 101+			
RPI	S	Opponent	Score
123	A	Ball St.	49 84
166	A	Missouri St.	43 68
166	H	Missouri St.	41 77
166	N	Missouri St.	65 59
173	A	Wichita St.	68 69
173	H	Wichita St.	67 74
178	A	Southern Ill.	74 61
178	H	Southern Ill.	63 60
180	H	Cleveland St.	62 66
232	A	Bradley	52 56
232	H	Bradley	73 71
251	A	Indiana St.	52 44
251	H	Indiana St.	57 41
262	H	Austin Peay	68 54
264	A	Murray St.	82 77
267	H	Southeast Mo. St.	74 76
290	A	Valparaiso	70 65
300	H	Eastern Ill.	63 73
303	A	Illinois St.	58 71
303	H	Illinois St.	60 56
326	A	Loyola Chicago	81 50
326	H	Loyola Chicago	67 36
349	H	Alabama A&M	63 54
Team's RPI: 225			
LAST 12 Division I GAMES:			
52	N	UNI	58 82
166	N	Missouri St.	65 59
251	A	Indiana St.	52 44
326	A	Loyola Chicago	81 50
303	H	Illinois St.	60 56
232	H	Bradley	73 71
178	A	Southern Ill.	74 61
166	A	Missouri St.	43 68
173	A	Wichita St.	68 69
26	H	Drake	48 73
52	H	UNI	36 62
232	A	Bradley	52 56

Non-Div I Games:	Oakland City	108	68
------------------	--------------	-----	----

Evansville

Loss, Non-Conf, S Site, H Home A Away N Neutral

Average RPI Win:	237	WON-LOST	WINNING	LAST 10	STRENGTH OF	OPP. STRENGTH	TEAM	ADJ.	CONF.	ADJ CONF.
Average RPI Loss:	94	RECORD	PCT. RANK	GAMES	SCHEDULE	OF SCHEDULE	RPI	RPI	RPI	RPI
DIV. I ONLY	24- 8	36	8- 2	162	244	80	80	25	25	
DIV. I NON-CONF.	9- 6	127	0- 1	127	202	109	109	24	24	
TOTALS	RPI 1-25	RPI 26-50	W-L RECORDS	RPI 51-100	RPI 101-150	RPI 150+				
24- 8	0- 0	0- 2	OVERALL	3- 3	2- 2	19- 1				
15- 1	0- 0	0- 0	HOME	3- 0	0- 1	12- 0				
9- 4	0- 0	0- 1	AWAY	0- 1	2- 1	7- 1				
0- 3	0- 0	0- 1	NEUTRAL	0- 2	0- 0	0- 0				
9- 6	0- 0	0- 2	NON-CONFERENCE	1- 2	0- 1	8- 1				
7- 0	0- 0	0- 0	HOME	1- 0	0- 0	6- 0				
2- 3	0- 0	0- 1	AWAY	0- 0	0- 1	2- 1				
0- 3	0- 0	0- 1	NEUTRAL	0- 2	0- 0	0- 0				
15- 2	0- 0	0- 0	CONFERENCE	2- 1	2- 1	11- 0				
8- 1	0- 0	0- 0	HOME	2- 0	0- 1	6- 0				
7- 1	0- 0	0- 0	AWAY	0- 1	2- 0	5- 0				
0- 0	0- 0	0- 0	NEUTRAL	0- 0	0- 0	0- 0				

RPI S	Opponent	Score	RPI S	Opponent	Score	RPI S	Opponent	Score	RPI S	Opponent	Score
27	N Ohio St.	66 79	27	N Ohio St.	66 79	54	N George Washington	47 76	112	A Stetson	84 71
32	A Quinnipiac	56 66	32	A Quinnipiac	56 66	68	H Chattanooga	68 55	112	A Stetson	77 70
						95	A Jacksonville	65 73	112	H Stetson	64 67
						95	H Jacksonville	68 64	129	A Northern Colo.	74 77
						95	H Jacksonville	60 57	151	H Hampton	60 49
						96	N Kent St.	64 77	177	H Siena	66 42
									184	A Hartford	70 63
									187	H UC Riverside	60 45
									208	A Illinois	73 82
									272	A Kennesaw St.	75 56
									272	H Kennesaw St.	69 35
									281	H N.C. A&T	67 41
									293	H Savannah St.	89 40
									294	A North Florida	68 51
									294	H North Florida	59 42
									294	H North Florida	69 46
									299	A Lipscomb	90 63
									299	H Lipscomb	98 50
									309	H FIU	89 42
									315	A USC Upstate	80 50
									315	H USC Upstate	93 43
									321	A NJIT	77 46
									321	H NJIT	73 53
									338	A Fla. Atlantic	65 50
LAST 12 Division I GAMES:											
112	A Stetson	77 70	315	A USC Upstate	80 50						
95	H Jacksonville	68 64	299	H Lipscomb	98 50						
294	H North Florida	59 42	272	H Kennesaw St.	69 35						
54	N George Washington	47 76	294	H North Florida	69 46						
112	H Stetson	64 67	95	A Jacksonville	65 73						
321	A NJIT	77 46	294	A North Florida	68 51						

Non-Div I Games: St. Thomas (FL) 71 48 Ave Maria 101 34

FGCU

Loss, Non-Conf, S Site, H Home A Away N Neutral

FIUF
I
U

FIU

Page 92

Average RPI Win: 231		WON-LOST	WINNING	LAST 10	STRENGTH OF	OPP. STRENGTH	TEAM	ADJ.	CONF.	ADJ CONF.
Average RPI Loss: 161		RECORD	PCT. RANK	GAMES	SCHEDULE	OF SCHEDULE	RPI	RPI	RPI	RPI
DIV. I ONLY		17- 14	141	7- 3	219	238	165	165	19	19
DIV. I NON-CONF.		3- 6	230	0- 0	221	277	241	241	17	17
TOTALS		RPI 1-25	RPI 26-50	W-L RECORDS	RPI 51-100	RPI 101-150	RPI 150+			
17- 14	0- 1		1- 2	OVERALL	0- 0	3- 3	13- 8			
9- 4	0- 0		1- 0	HOME	0- 0	2- 0	6- 4			
7- 9	0- 1		0- 2	AWAY	0- 0	1- 2	6- 4			
1- 1	0- 0		0- 0	NEUTRAL	0- 0	0- 1	1- 0			
3- 6	0- 1		0- 1	NON-CONFERENCE	0- 0	0- 1	3- 3			
1- 2	0- 0		0- 0	HOME	0- 0	0- 0	1- 2			
2- 4	0- 1		0- 1	AWAY	0- 0	0- 1	2- 1			
0- 0	0- 0		0- 0	NEUTRAL	0- 0	0- 0	0- 0			
14- 8	0- 0		1- 1	CONFERENCE	0- 0	3- 2	10- 5			
8- 2	0- 0		1- 0	HOME	0- 0	2- 0	5- 2			
5- 5	0- 0		0- 1	AWAY	0- 0	1- 1	4- 3			
1- 1	0- 0		0- 0	NEUTRAL	0- 0	0- 1	1- 0			

[illegible]

Non-Div I Games:

Fairfield

Loss, Non-Conf, S Site, H Home A Away N Neutral

RPI	S	Opponent	Score
343	A	UMass Lowell	65 41

F
a
i
r
f
i
e
l
d

F
a
i
r
f
i
e
l
d

Fairfield

F
a
i
r
l
e
i
g
h
D
i
c
k
i
n
s
o
n

RPI	S	Opponent	Score	
341	H	Wagner	66	74
342	H	Longwood	75	59
343	A	UMass Lowell	55	61

Fairleigh Dickinson

F
a
i
r
l
e
i
g
h
D
i
c
k
i
n
s
o
n

Fla. Atlantic

Through Games Of March 12, 2017

Average RPI Win:	279	WON-LOST	WINNING	LAST 10	STRENGTH OF	OPP. STRENGTH	TEAM	ADJ.	CONF.	ADJ CONF.
Average RPI Loss:	184	RECORD	PCT. RANK	GAMES	SCHEDULE	OF SCHEDULE	RPI	RPI	RPI	RPI
DIV. I ONLY	3- 25	339	0- 10	254	229	338	338	14	14	
DIV. I NON-CONF.	3- 7	250	0- 0	207	348	309	309	16	16	
TOTALS	RPI 1-25	RPI 26-50	W-L RECORDS	RPI 51-100	RPI 101-150	RPI 150+				
3- 25	0- 0	0- 1	OVERALL	0- 4	0- 5	3- 15				
3- 12	0- 0	0- 0	HOME	0- 2	0- 4	3- 6				
0- 13	0- 0	0- 1	AWAY	0- 2	0- 1	0- 9				
0- 0	0- 0	0- 0	NEUTRAL	0- 0	0- 0	0- 0				
3- 7	0- 0	0- 0	NON-CONFERENCE	0- 2	0- 1	3- 4				
3- 3	0- 0	0- 0	HOME	0- 1	0- 0	3- 2				
0- 4	0- 0	0- 0	AWAY	0- 1	0- 1	0- 2				
0- 0	0- 0	0- 0	NEUTRAL	0- 0	0- 0	0- 0				
0- 18	0- 0	0- 1	CONFERENCE	0- 2	0- 4	0- 11				
0- 9	0- 0	0- 0	HOME	0- 1	0- 4	0- 4				
0- 9	0- 0	0- 1	AWAY	0- 1	0- 0	0- 7				
0- 0	0- 0	0- 0	NEUTRAL	0- 0	0- 0	0- 0				

RPI 1-25				RPI 26-50				RPI 51-100				RPI 101+				Team's RPI: 338	
RPI	S	Opponent	Score	RPI	S	Opponent	Score	RPI	S	Opponent	Score	RPI	S	Opponent	Score		
				35	A	Western Ky.	55 76	80	H	FGCU	50 65	102	H	Southern Miss.	67 82		
								85	A	Middle Tenn.	69 87	120	H	Charlotte	66 72		
								85	H	Middle Tenn.	59 71	130	A	Arizona	67 77		
								93	A	Mercer	57 74	136	H	Old Dominion	73 93		
												139	H	Louisiana Tech	52 76		
												157	A	Rice	55 89		
												186	A	North Texas	57 79		
												188	A	UTSA	66 97		
												188	H	UTSA	62 72		
												191	A	UAB	55 66		
												191	H	UAB	75 78		
												229	H	Richmond	67 77		
												245	A	Grand Canyon	60 81		
												250	A	Marshall	53 76		
												251	H	Indiana St.	70 67		
												252	H	Jacksonville St.	63 55		
												261	H	UMES	59 76		
												294	A	North Florida	88 95		
												302	A	UTEP	59 69		
												302	H	UTEP	50 51		
												309	A	FIU	65 74		
												309	H	FIU	60 65		
												334	H	Jackson St.	67 58		
LAST 12 Division I GAMES:																	
				85	H	Middle Tenn.	59 71	157	A	Rice	55 89						
				191	H	UAB	75 78	186	A	North Texas	57 79						
				188	A	UTSA	66 97	136	H	Old Dominion	73 93						
				302	A	UTEP	59 69	120	H	Charlotte	66 72						
				102	H	Southern Miss.	67 82	309	H	FIU	60 65						
				139	H	Louisiana Tech	52 76	85	A	Middle Tenn.	69 87						

Non-Div I Games: Fla. Memorial 84 64

Fla. Atlantic

Loss, Non-Conf, S Site, H Home A Away N Neutral

Average RPI Win:	180	WON-LOST	WINNING	LAST 10	STRENGTH OF	OPP. STRENGTH	TEAM	ADJ.	CONF.	ADJ CONF.
Average RPI Loss:	32	RECORD	PCT. RANK	GAMES	SCHEDULE	OF SCHEDULE	RPI	RPI	RPI	RPI
DIV. I ONLY	15- 16	173	4- 6	51	34	84	84	2	2	
DIV. I NON-CONF.	9- 4	85	0- 0	129	133	57	57	2	2	
TOTALS	RPI 1-25	RPI 26-50	W-L RECORDS	RPI 51-100	RPI 101-150	RPI 150+				
15- 16	1- 10	0- 3	OVERALL	3- 2	3- 1	8- 0				
3- 6	0- 4	0- 1	HOME	1- 0	0- 1	2- 0				
5- 8	0- 5	0- 2	AWAY	2- 1	2- 0	1- 0				
7- 2	1- 1	0- 0	NEUTRAL	0- 1	1- 0	5- 0				
9- 4	1- 1	0- 1	NON-CONFERENCE	1- 2	1- 0	6- 0				
1- 0	0- 0	0- 0	HOME	0- 0	0- 0	1- 0				
2- 3	0- 1	0- 1	AWAY	1- 1	0- 0	1- 0				
6- 1	1- 0	0- 0	NEUTRAL	0- 1	1- 0	4- 0				
6- 12	0- 9	0- 2	CONFERENCE	2- 0	2- 1	2- 0				
2- 6	0- 4	0- 1	HOME	1- 0	0- 1	1- 0				
3- 5	0- 4	0- 1	AWAY	1- 0	2- 0	0- 0				
1- 1	0- 1	0- 0	NEUTRAL	0- 0	0- 0	1- 0				

RPI S	Opponent	Score	RPI S	Opponent	Score	RPI S	Opponent	Score	RPI S	Opponent	Score
3	H South Carolina	62 81	34	A Arizona St.	63 69	51	N Indiana	88 102	111	N Long Beach St.	83 53
5	A Mississippi St.	49 82	37	A LSU	67 78	68	A Chattanooga	72 61	115	A Vanderbilt	93 73
12	A Florida St.	58 83	45	H Auburn	75 82	69	A Northwestern	68 73	120	H Ole Miss	75 84
14	A Kentucky	48 67				86	A Georgia	76 68	132	A Alabama	66 56
18	N Temple	83 76				86	H Georgia	65 58	174	H Arkansas	57 53
19	A Tennessee	70 74							174	N Arkansas	71 61
19	H Tennessee	75 84							238	N Wofford	74 51
22	A Texas A&M	76 84							246	N South Ala.	85 33
22	H Texas A&M	59 67							281	N N.C. A&T	67 38
22	N Texas A&M	48 67							317	A Arkansas St.	71 60
25	H Missouri	67 74							324	N Florida A&M	78 65
									329	H Southeastern La.	102 51
LAST 12 Division I GAMES:											
22	N Texas A&M	48 67	132	A Alabama	66 56						
174	N Arkansas	71 61	174	H Arkansas	57 53						
86	H Georgia	65 58	120	H Ole Miss	75 84						
19	A Tennessee	70 74	22	A Texas A&M	76 84						
14	A Kentucky	48 67	115	A Vanderbilt	93 73						
25	H Missouri	67 74	19	H Tennessee	75 84						

Non-Div I Games:

Florida

■ Loss,
 ■ Non-Conf,
 ■ S Site,
 ■ Home
 ■ A Away
 N Neutral

Average RPI Win:	296	WON-LOST	WINNING	LAST 10	STRENGTH OF	OPP. STRENGTH	TEAM	ADJ.	CONF.	ADJ CONF.
Average RPI Loss:	228	RECORD	PCT. RANK	GAMES	SCHEDULE	OF SCHEDULE	RPI	RPI	RPI	RPI
DIV. I ONLY	11- 19	250	6- 4	342	348	324	324	32	32	
DIV. I NON-CONF.	0- 11	335	0- 0	321	293	349	349	31	31	
TOTALS	RPI 1-25	RPI 26-50	W-L RECORDS	RPI 51-100	RPI 101-150	RPI 150+				
11- 19	0- 0	0- 0	OVERALL	0- 1	0- 2	11- 16				
6- 6	0- 0	0- 0	HOME	0- 0	0- 1	6- 5				
3- 8	0- 0	0- 0	AWAY	0- 0	0- 1	3- 7				
2- 5	0- 0	0- 0	NEUTRAL	0- 1	0- 0	2- 4				
0- 11	0- 0	0- 0	NON-CONFERENCE	0- 1	0- 2	0- 8				
0- 4	0- 0	0- 0	HOME	0- 0	0- 1	0- 3				
0- 3	0- 0	0- 0	AWAY	0- 0	0- 1	0- 2				
0- 4	0- 0	0- 0	NEUTRAL	0- 1	0- 0	0- 3				
11- 8	0- 0	0- 0	CONFERENCE	0- 0	0- 0	11- 8				
6- 2	0- 0	0- 0	HOME	0- 0	0- 0	6- 2				
3- 5	0- 0	0- 0	AWAY	0- 0	0- 0	3- 5				
2- 1	0- 0	0- 0	NEUTRAL	0- 0	0- 0	2- 1				

RPI 1-25			RPI 26-50			RPI 51-100			RPI 101+			Team's RPI: 324
RPI	S	Opponent	Score	RPI	S	Opponent	Score	RPI	S	Opponent	Score	
						84 N Florida	65 78	132 A		Alabama	46 81	
								149 H		Omaha	50 70	
								151 H		Hampton	62 44	
								171 A		Bethune-Cookman	53 66	
								171 H		Bethune-Cookman	41 64	
								171 N		Bethune-Cookman	42 59	
								179 H		Morehead St.	48 53	
								226 A		Howard	58 72	
								226 H		Howard	55 51	
								229 N		Richmond	51 64	
								250 A		Marshall	67 77	
								252 N		Jacksonville St.	54 66	
								258 N		Stony Brook	49 80	
								261 H		UMES	59 49	
								278 H		Western Caro.	61 62	
								281 A		N.C. A&T	57 65	
								283 H		Norfolk St.	59 51	
								283 N		Norfolk St.	80 73	
								288 H		Coppin St.	62 70	
								293 A		Savannah St.	52 56	
								294 A		North Florida	60 71	
								300 H		Eastern Ill.	50 66	
								330 A		Morgan St.	61 26	
								330 H		Morgan St.	51 48	
								335 A		N.C. Central	49 52	
								347 A		Delaware St.	65 56	
LAST 12 Division I GAMES:												
						171 N	Bethune-Cookman	42 59		283 H	Norfolk St.	59 51
						283 N	Norfolk St.	80 73		335 A	N.C. Central	49 52
						348 N	South Carolina St.	65 61		281 A	N.C. A&T	57 65
						171 A	Bethune-Cookman	53 66		347 H	Delaware St.	69 61
						348 A	South Carolina St.	81 61		226 H	Howard	55 51
						151 H	Hampton	62 44		330 A	Morgan St.	61 26

Non-Div I Games: Thomas (GA) 74 65 Stillman 69 59

Florida A&M

Loss, Non-Conf, S Site, H Home A Away N Neutral

RPI	S	Opponent	Score	
347	H	Delaware St.	69	61
348	A	South Carolina St.	81	61
348	N	South Carolina St.	65	61

Florida A&M

F
l
o
r
i
d
a

A
&
M

F
l
o
r
i
d
a

A
&
M

Period Set				Through Games of March 11, 1917						
Average RPI Win:	115	WON-LOST	WINNING	LAST 10	STRENGTH OF	OPP. STRENGTH	TEAM	ADJ.	CONF.	ADJ CONF.
Average RPI Loss:	21	RECORD	PCT. RANK	GAMES	SCHEDULE	OF SCHEDULE	RPI	RPI	RPI	RPI
DIV. I ONLY	25- 6	22	6- 4	14	33	12	12	3	3	
DIV. I NON-CONF.	12- 2	21	0- 1	44	62	22	22	4	4	
TOTALS	RPI 1-25	RPI 26-50	W-L RECORDS	RPI 51-100	RPI 101-150	RPI 150+				
25- 6	4- 4	3- 1	OVERALL	7- 1	4- 0	7- 0				
13- 3	3- 2	2- 1	HOME	3- 0	1- 0	4- 0				
9- 2	1- 1	0- 0	AWAY	3- 1	3- 0	2- 0				
3- 1	0- 1	1- 0	NEUTRAL	1- 0	0- 0	1- 0				
12- 2	0- 2	2- 0	NON-CONFERENCE	5- 0	0- 0	5- 0				
6- 2	0- 2	1- 0	HOME	2- 0	0- 0	3- 0				
3- 0	0- 0	0- 0	AWAY	2- 0	0- 0	1- 0				
3- 0	0- 0	1- 0	NEUTRAL	1- 0	0- 0	1- 0				
13- 4	4- 2	1- 1	CONFERENCE	2- 1	4- 0	2- 0				
7- 1	3- 0	1- 1	HOME	1- 0	1- 0	1- 0				
6- 2	1- 1	0- 0	AWAY	1- 1	3- 0	1- 0				
0- 1	0- 1	0- 0	NEUTRAL	0- 0	0- 0	0- 0				

RPI	S	Opponent	Score	RPI	S	Opponent	Score	RPI	S	Opponent	Score	RPI	S	Opponent	Score
1	H	UConn	76 78	31	H	Syracuse	77 58	53	A	Virginia	51 60	105	A	Virginia Tech	82 54
2	A	Notre Dame	61 79	39	H	North Carolina St.	61 70	61	A	Georgia Tech	69 63	117	A	Clemson	86 27
8	H	Duke	69 45	41	H	James Madison	84 64	66	N	Gonzaga	87 69	117	H	Clemson	80 47
11	H	Louisville	72 65	46	N	Michigan	76 62	73	A	Minnesota	75 61	118	A	North Carolina	90 77
13	H	Texas	88 92					84	H	Florida	83 58	163	H	Pittsburgh	79 48
15	A	Miami (FL)	81 66					88	H	Wake Forest	102 60	176	A	Boston College	85 53
15	H	Miami (FL)	80 71					93	A	Mercer	83 40	191	A	UAB	93 47
15	N	Miami (FL)	54 56					95	H	Jacksonville	90 47	252	H	Jacksonville St.	73 62
												278	H	Western Caro.	90 41
												294	H	North Florida	95 39
												345	N	Winthrop	98 35
LAST 12 Division I GAMES:															
15	N	Miami (FL)	54 56	88	H	Wake Forest	102 60								
2	A	Notre Dame	61 79	15	H	Miami (FL)	80 71								
163	H	Pittsburgh	79 48	176	A	Boston College	85 53								
117	H	Clemson	80 47	61	A	Georgia Tech	69 63								
53	A	Virginia	51 60	105	A	Virginia Tech	82 54								
13	H	Texas	88 92	31	H	Syracuse	77 58								

Non-Div I Games:

Florida St.

■ Loss,
 ■ Non-Conf, S Site,
 ■ Home
 ■ Away
 N Neutral

Average RPI Win: 198	WON-LOST	WINNING	LAST 10	STRENGTH OF	OPP. STRENGTH	TEAM	ADJ.	CONF.	ADJ CONF.
Average RPI Loss: 110	RECORD	PCT. RANK	GAMES	SCHEDULE	OF SCHEDULE	RPI	RPI	RPI	RPI
DIV. I ONLY	21- 11	90	6- 4	155	103	119	119	12	12
DIV. I NON-CONF.	9- 5	112	0- 0	89	99	102	102	12	12
TOTALS	RPI 1-25	RPI 26-50	W-L RECORDS	RPI 51-100	RPI 101-150	RPI 150+			
21- 11	0- 1	2- 0	OVERALL	0- 5	4- 4	15- 1			
16- 3	0- 0	2- 0	HOME	0- 2	4- 1	10- 0			
4- 6	0- 1	0- 0	AWAY	0- 1	0- 0	4- 0			
1- 2	0- 0	0- 0	NEUTRAL	0- 1	0- 1	1- 0			
9- 5	0- 1	1- 0	NON-CONFERENCE	0- 2	2- 2	6- 0			
8- 2	0- 0	1- 0	HOME	0- 2	2- 0	5- 0			
0- 2	0- 1	0- 0	AWAY	0- 0	0- 1	0- 0			
1- 1	0- 0	0- 0	NEUTRAL	0- 0	0- 1	1- 0			
12- 6	0- 0	1- 0	CONFERENCE	0- 3	2- 2	9- 1			
8- 1	0- 0	1- 0	HOME	0- 0	2- 1	5- 0			
4- 4	0- 0	0- 0	AWAY	0- 2	0- 1	4- 1			
0- 1	0- 0	0- 0	NEUTRAL	0- 1	0- 0	0- 0			

RPI 1-25				RPI 26-50				RPI 51-100				RPI 101+ Team's RPI: 119			
RPI	S	Opponent	Score	RPI	S	Opponent	Score	RPI	S	Opponent	Score	RPI	S	Opponent	Score
2	A	Notre Dame	36 67	33	H	Dayton	66 52	54	A	George Washington	46 63	103	H	Princeton	57 55
				48	H	Little Rock	65 43	71	H	St. John's (NY)	45 59	104	N	Texas Tech	50 59
								94	A	Saint Louis	58 82	113	H	Albany (NY)	89 82
								94	N	Saint Louis	58 68	116	A	Saint Joseph's	44 47
								98	H	Buffalo	54 58	116	H	Saint Joseph's	44 39
												124	H	Duquesne	64 51
												147	H	VCU	58 61
												148	A	Iona	46 55
												170	A	La Salle	66 61
												176	H	Boston College	56 49
												193	A	George Mason	53 49
												197	H	UNC Asheville	55 42
												201	N	Grambling	59 53
												229	H	Richmond	67 41
												247	A	St. Bonaventure	60 44
												247	H	St. Bonaventure	57 45
												255	H	Furman	60 47
												265	H	Niagara	92 69
												277	A	Davidson	51 52
												277	H	Davidson	85 72
												277	H	Davidson	62 54
												279	H	Manhattan	63 60
												301	A	Rhode Island	74 69
												311	H	Massachusetts	74 43
LAST 12 Division I GAMES:															
				94	N	Saint Louis	58 68	116	H	Saint Joseph's	44 39				
				277	H	Davidson	62 54	247	H	St. Bonaventure	57 45				
				170	A	La Salle	66 61	54	A	George Washington	46 63				
				33	H	Dayton	66 52	94	A	Saint Louis	58 82				
				277	A	Davidson	51 52	147	H	VCU	58 61				
				311	H	Massachusetts	74 43	116	A	Saint Joseph's	44 47				

Non-Div I Games:

Fordham

■ Loss,
 ■ Non-Conf,
 S Site,
 ■ Home
 ■ Away
 N Neutral

Fort Wayne

Through Games Of March 12, 2017

Average RPI Win:	261	WON-LOST	WINNING	LAST 10	STRENGTH OF	OPP. STRENGTH	TEAM	ADJ.	CONF.	ADJ CONF.
Average RPI Loss:	150	RECORD	PCT. RANK	GAMES	SCHEDULE	OF SCHEDULE	RPI	RPI	RPI	RPI
DIV. I ONLY	4- 23	329	2- 8	192	166	316	316	11	11	
DIV. I NON-CONF.	2- 9	293	0- 0	256	266	311	311	10	10	
TOTALS	RPI 1-25	RPI 26-50	W-L RECORDS	RPI 51-100	RPI 101-150	RPI 150+				
4- 23	0- 0	0- 2	OVERALL	0- 8	1- 2	3- 11				
2- 9	0- 0	0- 1	HOME	0- 4	1- 0	1- 4				
1- 13	0- 0	0- 1	AWAY	0- 4	0- 2	1- 6				
1- 1	0- 0	0- 0	NEUTRAL	0- 0	0- 0	1- 1				
2- 9	0- 0	0- 0	NON-CONFERENCE	0- 2	0- 1	2- 6				
0- 3	0- 0	0- 0	HOME	0- 1	0- 0	0- 2				
1- 5	0- 0	0- 0	AWAY	0- 1	0- 1	1- 3				
1- 1	0- 0	0- 0	NEUTRAL	0- 0	0- 0	1- 1				
2- 14	0- 0	0- 2	CONFERENCE	0- 6	1- 1	1- 5				
2- 6	0- 0	0- 1	HOME	0- 3	1- 0	1- 2				
0- 8	0- 0	0- 1	AWAY	0- 3	0- 1	0- 3				
0- 0	0- 0	0- 0	NEUTRAL	0- 0	0- 0	0- 0				

RPI S	Opponent	Score	RPI S	Opponent	Score	RPI S	Opponent	Score	RPI S	Opponent	Score	Team's RPI: 316
38	A South Dakota St.	51 73	38	H South Dakota St.	59 76	57	H Belmont	59 85	143	A Wright St.	51 62	
						59	A Western Ill.	51 77	149	A Omaha	49 63	
						59	H Western Ill.	53 75	149	H Omaha	65 62	
						63	A IUPUI	55 66	156	H Oakland	61 82	
						63	H IUPUI	48 62	159	A Oral Roberts	56 82	
						77	A South Dakota	59 87	159	H Oral Roberts	59 75	
						77	H South Dakota	55 82	162	A Western Mich.	35 61	
						96	A Kent St.	55 66	208	A Illinois	33 56	
									249	N Miami (OH)	47 69	
									257	H Coastal Caro.	57 72	
									259	A Butler	64 70	
									271	N Eastern Ky.	68 59	
									305	A North Dakota St.	56 68	
									305	H North Dakota St.	72 68	
									310	A Denver	50 78	
									310	H Denver	72 78	
									320	A Ill.-Chicago	61 55	
LAST 12 Division I GAMES:												
63	A IUPUI	55 66	310	A Denver	50 78							
59	A Western Ill.	51 77	63	H IUPUI	48 62							
38	H South Dakota St.	59 76	149	H Omaha	65 62							
149	A Omaha	49 63	159	H Oral Roberts	59 75							
305	H North Dakota St.	72 68	77	A South Dakota	59 87							
77	H South Dakota	55 82	310	H Denver	72 78							

Non-Div I Games: Defiance 76 58 Trine 71 80

Fort Wayne

Loss, Non-Conf, S Site, H Home A Away N Neutral

Average RPI Win: 222		WON-LOST	WINNING	LAST 10	STRENGTH OF	OPP. STRENGTH	TEAM	ADJ.	CONF.	ADJ CONF.
Average RPI Loss: 106		RECORD	PCT. RANK	GAMES	SCHEDULE	OF SCHEDULE	RPI	RPI	RPI	RPI
DIV. I ONLY		16- 15	166	4- 6	119	154	146	146	13	13
DIV. I NON-CONF.		5- 4	143	0- 0	138	148	139	139	15	15
TOTALS		RPI 1-25	RPI 26-50	W-L RECORDS	RPI 51-100	RPI 101-150	RPI 150+			
16- 15	0- 1		0- 3	OVERALL	3- 4	2- 1	11- 6			
6- 7	0- 0		0- 1	HOME	1- 2	1- 0	4- 4			
6- 7	0- 1		0- 1	AWAY	0- 2	1- 1	5- 2			
4- 1	0- 0		0- 1	NEUTRAL	2- 0	0- 0	2- 0			
5- 4	0- 1		0- 0	NON-CONFERENCE	1- 1	1- 0	3- 2			
1- 3	0- 0		0- 0	HOME	0- 1	1- 0	0- 2			
2- 1	0- 1		0- 0	AWAY	0- 0	0- 0	2- 0			
2- 0	0- 0		0- 0	NEUTRAL	1- 0	0- 0	1- 0			
11- 11	0- 0		0- 3	CONFERENCE	2- 3	1- 1	8- 4			
5- 4	0- 0		0- 1	HOME	1- 1	0- 0	4- 2			
4- 6	0- 0		0- 1	AWAY	0- 2	1- 1	3- 2			
2- 1	0- 0		0- 1	NEUTRAL	1- 0	0- 0	1- 0			

RPI 1-25				RPI 26-50				RPI 51-100				RPI 101+				Team's RPI: 146	
RPI	S	Opponent	Score	RPI	S	Opponent	Score	RPI	S	Opponent	Score	RPI	S	Opponent	Score		
10	A	Washington	54 85	47	A	Boise St.	66 67	55	A	Colorado St.	56 73	107	A	UNLV	38 54		
				47	H	Boise St.	48 66	55	H	Colorado St.	64 66	107	A	UNLV	53 51		
				47	N	Boise St.	53 66	57	N	Belmont	62 53	140	H	San Francisco	61 48		
								79	H	Utah	55 65	152	A	New Mexico	57 66		
								99	A	Wyoming	48 70	152	H	New Mexico	54 80		
								99	H	Wyoming	52 47	155	H	CSUN	57 61		
								99	N	Wyoming	58 48	189	H	Utah St.	47 52		
												200	H	UC Santa Barbara	49 50		
												203	A	San Jose St.	68 77		
												203	H	San Jose St.	88 74		
												239	A	Weber St.	60 57		
												243	A	Pacific	74 67		
												270	A	San Diego St.	59 51		
												270	H	San Diego St.	59 50		
												285	A	Nevada	71 70		
												285	H	Nevada	68 54		
												285	N	Nevada	62 57		
												322	A	Air Force	72 56		
												322	H	Air Force	63 40		
												328	N	UC Irvine	63 45		
LAST 12 Division I GAMES:																	
				47	N	Boise St.	53 66	270	H	San Diego St.	59 50						
				107	A	UNLV	53 51	152	A	New Mexico	57 66						
				99	N	Wyoming	58 48	203	A	San Jose St.	68 77						
				285	N	Nevada	62 57	55	H	Colorado St.	64 66						
				107	A	UNLV	38 54	99	H	Wyoming	52 47						
				47	H	Boise St.	48 66	270	A	San Diego St.	59 51						

Non-Div I Games:	Biola	71	50	Cal St. Dom. Hills	73	60
------------------	-------	----	----	--------------------	----	----

Fresno St.

Loss, Non-Conf, S Site, H Home A Away N Neutral

Average RPI Win: 240	WON-LOST	WINNING	LAST 10	STRENGTH OF	OPP. STRENGTH	TEAM	ADJ.	CONF.	ADJ CONF.
Average RPI Loss: 158	RECORD	PCT. RANK	GAMES	SCHEDULE	OF SCHEDULE	RPI	RPI	RPI	RPI
DIV. I ONLY	11- 17	231	3- 7	235	207	255	255	17	17
DIV. I NON-CONF.	4- 9	248	0- 1	270	213	308	308	20	20
TOTALS	RPI 1-25	RPI 26-50	W-L RECORDS	RPI 51-100	RPI 101-150	RPI 150+			
11- 17	0- 0	0- 1	OVERALL	1- 5	0- 3	10- 8			
9- 4	0- 0	0- 0	HOME	1- 1	0- 1	8- 2			
2- 11	0- 0	0- 1	AWAY	0- 0	0- 0	2- 0			
0- 2	0- 0	0- 0	NEUTRAL	0- 0	0- 1	0- 1			
4- 9	0- 0	0- 1	NON-CONFERENCE	0- 2	0- 3	4- 3			
4- 2	0- 0	0- 0	HOME	0- 0	0- 1	4- 1			
0- 6	0- 0	0- 1	AWAY	0- 2	0- 1	0- 2			
0- 1	0- 0	0- 0	NEUTRAL	0- 0	0- 1	0- 0			
7- 8	0- 0	0- 0	CONFERENCE	1- 3	0- 0	6- 5			
5- 2	0- 0	0- 0	HOME	1- 1	0- 0	4- 1			
2- 5	0- 0	0- 0	AWAY	0- 2	0- 0	2- 3			
0- 1	0- 0	0- 0	NEUTRAL	0- 0	0- 0	0- 1			

RPI 1-25			RPI 26-50			RPI 51-100			RPI 101+			Team's RPI: 255	
RPI	S	Opponent	Score	RPI	S	Opponent	Score	RPI	S	Opponent	Score		
43	A	Central Mich.	71 81	68	A	Chattanooga	43 66	119	A	Fordham	47 60		
				68	H	Chattanooga	65 48	134	N	Eastern Wash.	56 68		
				86	A	Georgia	62 67	147	H	VCU	61 75		
				88	A	Wake Forest	52 59	197	H	UNC Asheville	63 51		
				93	A	Mercer	52 76	198	A	UNCG	52 65		
				93	H	Mercer	47 68	198	H	UNCG	65 55		
								198	N	UNCG	63 68		
								205	A	ETSU	66 75		
								205	H	ETSU	64 74		
								219	A	UNCW	52 56		
								228	A	Samford	54 50		
								228	H	Samford	53 48		
								229	H	Richmond	48 54		
								238	A	Wofford	69 49		
								238	H	Wofford	65 60		
								277	A	Davidson	61 71		
								278	A	Western Caro.	72 75		
								278	H	Western Caro.	73 44		
								312	H	Gardner-Webb	84 62		
								315	H	USC Upstate	57 37		
								335	H	N.C. Central	60 40		
LAST 12 Division I GAMES:													
198	N	UNCG	63 68	238	H	Wofford	65 60						
43	A	Central Mich.	71 81	198	A	UNCG	52 65						
205	A	ETSU	66 75	278	A	Western Caro.	72 75						
68	A	Chattanooga	43 66	68	H	Chattanooga	65 48						
93	H	Mercer	47 68	205	H	ETSU	64 74						
228	H	Samford	53 48	228	A	Samford	54 50						

Non-Div I Games: Bob Jones 95 45 Mars Hill 81 46 Newberry 67 41

Furman

Loss, Non-Conf, S Site, H Home A Away N Neutral

Ga. Southern

Through Games Of March 12, 2017

Average RPI Win:	266	WON-LOST	WINNING	LAST 10	STRENGTH OF	OPP. STRENGTH	TEAM	ADJ.	CONF.	ADJ CONF.
Average RPI Loss:	164	RECORD	PCT. RANK	GAMES	SCHEDULE	OF SCHEDULE	RPI	RPI	RPI	RPI
DIV. I ONLY	12- 17	221	5- 5	265	267	248	248	21	21	
DIV. I NON-CONF.	3- 7	250	0- 0	163	325	252	252	19	19	
TOTALS	RPI 1-25	RPI 26-50	W-L RECORDS	RPI 51-100	RPI 101-150	RPI 150+				
12- 17	0- 0	0- 1	OVERALL	0- 4	1- 5	11- 7				
7- 6	0- 0	0- 0	HOME	0- 3	1- 1	6- 2				
5- 10	0- 0	0- 1	AWAY	0- 1	0- 4	5- 4				
0- 1	0- 0	0- 0	NEUTRAL	0- 0	0- 0	0- 1				
3- 7	0- 0	0- 0	NON-CONFERENCE	0- 3	0- 2	3- 2				
2- 2	0- 0	0- 0	HOME	0- 2	0- 0	2- 0				
1- 5	0- 0	0- 0	AWAY	0- 1	0- 2	1- 2				
0- 0	0- 0	0- 0	NEUTRAL	0- 0	0- 0	0- 0				
9- 10	0- 0	0- 1	CONFERENCE	0- 1	1- 3	8- 5				
5- 4	0- 0	0- 0	HOME	0- 1	1- 1	4- 2				
4- 5	0- 0	0- 1	AWAY	0- 0	0- 2	4- 2				
0- 1	0- 0	0- 0	NEUTRAL	0- 0	0- 0	0- 1				

RPI 1-25				RPI 26-50				RPI 51-100				RPI 101+				Team's RPI: 248	
RPI	S	Opponent	Score	RPI	S	Opponent	Score	RPI	S	Opponent	Score	RPI	S	Opponent	Score		
				48	A	Little Rock	41 57	63	A	IUPUI	57 83	106	A	Troy	67 77		
								91	H	UT Arlington	60 69	106	H	Troy	86 89		
								93	H	Mercer	56 77	117	A	Clemson	47 58		
								97	H	UCF	54 74	132	A	Alabama	48 66		
												141	A	Louisiana	52 79		
												141	H	Louisiana	63 60		
												168	H	Texas St.	71 69		
												216	A	Appalachian St.	48 73		
												216	H	Appalachian St.	53 50		
												240	A	Charleston So.	54 55		
												246	A	South Ala.	53 45		
												246	H	South Ala.	46 55		
												252	A	Jacksonville St.	55 67		
												257	A	Coastal Caro.	65 62		
												257	H	Coastal Caro.	78 70		
												260	A	Georgia St.	62 63		
												260	H	Georgia St.	54 58		
												281	H	N.C. A&T	65 50		
												293	A	Savannah St.	50 45		
												317	A	Arkansas St.	84 76		
LAST 12 Division I GAMES:																	
				317	N	Arkansas St.	54 61	257	A	Coastal Caro.	65 62	317	N	Arkansas St.	54 61		
				260	A	Georgia St.	62 63	216	A	Appalachian St.	48 73	331	A	La.-Monroe	65 44		
				317	A	Arkansas St.	84 76	331	H	La.-Monroe	76 65	331	H	La.-Monroe	76 65		
				48	A	Little Rock	41 57	141	H	Louisiana	63 60	348	H	South Carolina St.	74 58		
				168	H	Texas St.	71 69	246	A	South Ala.	53 45						
				91	H	UT Arlington	60 69	106	A	Troy	67 77						

Non-Div I Games: Thomas (GA) 106 43

Ga. Southern

■ Loss,
 ■ Non-Conf,
 ■ S Site,
 ■ Home
 ■ A Away
 N Neutral

Gardner-Webb

Through Games Of March 12, 2017

Average RPI Win:	305	WON-LOST	WINNING	LAST 10	STRENGTH OF	OPP. STRENGTH	TEAM	ADJ.	CONF.	ADJ CONF.
Average RPI Loss:	194	RECORD	PCT. RANK	GAMES	SCHEDULE	OF SCHEDULE	RPI	RPI	RPI	RPI
DIV. I ONLY	9- 19	270	3- 7	328	307	312	312	28	28	
DIV. I NON-CONF.	2- 6	275	0- 0	320	217	290	290	28	28	
TOTALS	RPI 1-25	RPI 26-50	W-L RECORDS	RPI 51-100	RPI 101-150	RPI 150+				
9- 19	0- 0	0- 0	OVERALL	0- 1	0- 4	9- 14				
4- 5	0- 0	0- 0	HOME	0- 0	0- 1	4- 4				
4- 11	0- 0	0- 0	AWAY	0- 0	0- 2	4- 4				
1- 3	0- 0	0- 0	NEUTRAL	0- 0	0- 1	1- 2				
2- 6	0- 0	0- 0	NON-CONFERENCE	0- 1	0- 1	2- 4				
0- 0	0- 0	0- 0	HOME	0- 0	0- 0	0- 0				
2- 4	0- 0	0- 0	AWAY	0- 1	0- 1	2- 2				
0- 2	0- 0	0- 0	NEUTRAL	0- 0	0- 0	0- 2				
7- 13	0- 0	0- 0	CONFERENCE	0- 0	0- 3	7- 10				
4- 5	0- 0	0- 0	HOME	0- 0	0- 1	4- 4				
2- 7	0- 0	0- 0	AWAY	0- 0	0- 1	2- 6				
1- 1	0- 0	0- 0	NEUTRAL	0- 0	0- 1	1- 0				

RPI 1-25			RPI 26-50			RPI 51-100			RPI 101+			Team's RPI: 312
RPI	S	Opponent	Score	RPI	S	Opponent	Score	RPI	S	Opponent	Score	
						97 A UCF	52 66			105 A Virginia Tech	42 76	
										126 A Radford	57 67	
										126 H Radford	42 51	
										126 N Radford	51 54	
										191 N UAB	49 59	
										192 A Campbell	56 67	
										192 H Campbell	61 73	
										197 A UNC Asheville	49 67	
										197 H UNC Asheville	55 52	
										216 N Appalachian St.	67 72	
										222 A Presbyterian	47 58	
										222 H Presbyterian	55 56	
										233 A High Point	69 71	
										233 H High Point	65 84	
										234 A Liberty	63 66	
										234 H Liberty	84 82	
										238 A Wofford	66 75	
										240 A Charleston So.	57 64	
										240 H Charleston So.	48 51	
										255 A Furman	62 84	
										278 A Western Caro.	68 60	
										315 A USC Upstate	57 53	
										342 A Longwood	77 43	
										342 H Longwood	89 55	
										345 A Winthrop	89 54	
										345 H Winthrop	63 57	
LAST 12 Division I GAMES:												
						126 N Radford	51 54			345 H Winthrop	63 57	
						345 N Winthrop	82 43			222 A Presbyterian	47 58	
						197 A UNC Asheville	49 67			233 H High Point	65 84	
						240 H Charleston So.	48 51			342 H Longwood	89 55	
						192 A Campbell	56 67			234 A Liberty	63 66	
						126 H Radford	42 51			345 A Winthrop	89 54	
										345 H Winthrop	63 57	

Non-Div I Games: Montreat 92 45 Southern Wesleyan 86 62 Converse 68 38

Gardner-Webb

Loss, Non-Conf, S Site, H Home A Away N Neutral

RPI	S	Opponent	Score
345	N	Winthrop	82 43

G
a
r
d
n
e
r
-
W
e
b
b

G
a
r
d
n
e
r
-
W
e
b
b

Gardner-Webb

George Mason

Through Games Of March 12, 2017

Average RPI Win: 241	WON-LOST	WINNING	LAST 10	STRENGTH OF	OPP. STRENGTH	TEAM	ADJ.	CONF.	ADJ CONF.
Average RPI Loss: 124	RECORD	PCT. RANK	GAMES	SCHEDULE	OF SCHEDULE	RPI	RPI	RPI	RPI
DIV. I ONLY	13- 17	209	3- 7	175	163	193	193	12	12
DIV. I NON-CONF.	7- 6	157	0- 0	160	275	143	143	12	12
TOTALS	RPI 1-25	RPI 26-50	W-L RECORDS	RPI 51-100	RPI 101-150	RPI 150+			
13- 17	0- 0	0- 1	OVERALL	0- 6	4- 6	9- 4			
7- 6	0- 0	0- 1	HOME	0- 2	3- 2	4- 1			
6- 10	0- 0	0- 0	AWAY	0- 3	1- 4	5- 3			
0- 1	0- 0	0- 0	NEUTRAL	0- 1	0- 0	0- 0			
7- 6	0- 0	0- 0	NON-CONFERENCE	0- 3	3- 2	4- 1			
3- 2	0- 0	0- 0	HOME	0- 1	2- 1	1- 0			
4- 3	0- 0	0- 0	AWAY	0- 1	1- 1	3- 1			
0- 1	0- 0	0- 0	NEUTRAL	0- 1	0- 0	0- 0			
6- 11	0- 0	0- 1	CONFERENCE	0- 3	1- 4	5- 3			
4- 4	0- 0	0- 1	HOME	0- 1	1- 1	3- 1			
2- 7	0- 0	0- 0	AWAY	0- 2	0- 3	2- 2			
0- 0	0- 0	0- 0	NEUTRAL	0- 0	0- 0	0- 0			

RPI S	Opponent	Score	RPI S	Opponent	Score	RPI S	Opponent	Score	RPI S	Opponent	Score	Team's RPI: 193
			33	H Dayton	48 60	54	A George Washington	49 80	116	A Saint Joseph's	53 57	
						54	H George Washington	71 79	119	H Fordham	49 53	
						70	A Georgetown	56 69	122	H Navy	68 64	
						78	N Drexel	71 82	124	A Duquesne	55 66	
						89	H SFA	76 77	124	A Duquesne	57 76	
						94	A Saint Louis	50 89	126	H Radford	70 56	
									130	H Arizona	70 81	
									138	A Delaware	51 67	
									142	A Detroit Mercy	55 54	
									147	H VCU	70 59	
									170	A La Salle	57 59	
									213	A Towson	75 79	
									229	A Richmond	54 50	
									229	H Richmond	58 70	
									247	H St. Bonaventure	52 49	
									277	A Davidson	54 58	
									277	H Davidson	59 55	
									283	H Norfolk St.	60 33	
									301	H Rhode Island	60 51	
									303	A Illinois St.	72 46	
									309	A FIU	67 51	
									311	A Massachusetts	66 55	
									336	A LIU Brooklyn	64 48	
LAST 12 Division I GAMES:												
124	A Duquesne	55 66	124	A Duquesne	57 76							
116	A Saint Joseph's	53 57	170	A La Salle	57 59							
54	A George Washington	49 80	33	H Dayton	48 60							
301	H Rhode Island	60 51	229	A Richmond	54 50							
229	H Richmond	58 70	277	A Davidson	54 58							
277	H Davidson	59 55	147	H VCU	70 59							

Non-Div I Games:

George Mason

■ Loss,
 ■ Non-Conf, S Site,
 ■ Home
 ■ Away
 N Neutral

George Washington

Through Games Of March 12, 2017

Average RPI Win:	176	WON-LOST	WINNING	LAST 10	STRENGTH OF	OPP. STRENGTH	TEAM	ADJ.	CONF.	ADJ CONF.
Average RPI Loss:	78	RECORD	PCT. RANK	GAMES	SCHEDULE	OF SCHEDULE	RPI	RPI	RPI	RPI
DIV. I ONLY	20- 9	70	7- 3	86	88	54	54	12	12	
DIV. I NON-CONF.	7- 5	137	0- 0	48	28	72	72	12	12	
TOTALS	RPI 1-25	RPI 26-50	W-L RECORDS	RPI 51-100	RPI 101-150	RPI 150+				
20- 9	0- 1	2- 3	OVERALL	2- 2	5- 2	11- 1				
11- 2	0- 1	1- 0	HOME	0- 0	4- 1	6- 0				
7- 5	0- 0	0- 2	AWAY	1- 2	1- 0	5- 1				
2- 2	0- 0	1- 1	NEUTRAL	1- 0	0- 1	0- 0				
7- 5	0- 1	1- 2	NON-CONFERENCE	2- 1	1- 0	3- 1				
4- 1	0- 1	0- 0	HOME	0- 0	1- 0	3- 0				
1- 3	0- 0	0- 1	AWAY	1- 1	0- 0	0- 1				
2- 1	0- 0	1- 1	NEUTRAL	1- 0	0- 0	0- 0				
13- 4	0- 0	1- 1	CONFERENCE	0- 1	4- 2	8- 0				
7- 1	0- 0	1- 0	HOME	0- 0	3- 1	3- 0				
6- 2	0- 0	0- 1	AWAY	0- 1	1- 0	5- 0				
0- 1	0- 0	0- 0	NEUTRAL	0- 0	0- 1	0- 0				

RPI 1-25				RPI 26-50				RPI 51-100				Team's RPI: 54	RPI 101+			
RPI	S	Opponent	Score	RPI	S	Opponent	Score	RPI	S	Opponent	Score		RPI	S	Opponent	Score
6	H	Stanford	52 71	31	N	Syracuse	71 74	67	A	Villanova	72 69		103	H	Princeton	56 45
				33	A	Dayton	48 50	70	A	Georgetown	57 72		116	H	Saint Joseph's	53 44
				33	H	Dayton	52 39	80	N	FGCU	76 47		119	H	Fordham	63 46
				35	N	Western Ky.	68 49	94	A	Saint Louis	59 67		124	A	Duquesne	75 40
				38	A	South Dakota St.	55 60						124	H	Duquesne	63 73
													124	N	Duquesne	58 62
													147	H	VCU	81 67
													170	A	La Salle	79 65
													185	A	American	61 66
													193	A	George Mason	79 71
													193	H	George Mason	80 49
													208	H	Illinois	72 56
													229	A	Richmond	63 44
													247	H	St. Bonaventure	63 57
													269	H	Loyola Maryland	74 64
													277	H	Davidson	76 62
													288	H	Coppin St.	77 46
													301	A	Rhode Island	72 44
													311	A	Massachusetts	60 54
LAST 12 Division I GAMES:																
				124	N	Duquesne	58 62	170	A	La Salle	79 65					
				229	A	Richmond	63 44	119	H	Fordham	63 46					
				193	H	George Mason	80 49	124	H	Duquesne	63 73					
				247	H	St. Bonaventure	63 57	94	A	Saint Louis	59 67					
				33	H	Dayton	52 39	311	A	Massachusetts	60 54					
				301	A	Rhode Island	72 44	277	H	Davidson	76 62					

Non-Div I Games:

George Washington

■ Loss,
 ■ Non-Conf, S Site,
 ■ Home
 ■ Away
 N Neutral

Georgetown

Through Games Of March 12, 2017

Average RPI Win: 180	WON-LOST	WINNING	LAST 10	STRENGTH OF	OPP. STRENGTH	TEAM	ADJ.	CONF.	ADJ CONF.
Average RPI Loss: 46	RECORD	PCT. RANK	GAMES	SCHEDULE	OF SCHEDULE	RPI	RPI	RPI	RPI
DIV. I ONLY	17- 12	119	5- 5	69	74	70	70	7	7
DIV. I NON-CONF.	8- 2	49	0- 0	102	97	26	26	7	7
TOTALS	RPI 1-25	RPI 26-50	W-L RECORDS	RPI 51-100	RPI 101-150	RPI 150+			
17- 12	0- 4	0- 3	OVERALL	3- 4	3- 1	11- 0			
8- 4	0- 2	0- 1	HOME	2- 1	1- 0	5- 0			
7- 8	0- 2	0- 2	AWAY	0- 3	1- 1	6- 0			
2- 0	0- 0	0- 0	NEUTRAL	1- 0	1- 0	0- 0			
8- 2	0- 0	0- 0	NON-CONFERENCE	2- 1	3- 1	3- 0			
3- 0	0- 0	0- 0	HOME	1- 0	1- 0	1- 0			
3- 2	0- 0	0- 0	AWAY	0- 1	1- 1	2- 0			
2- 0	0- 0	0- 0	NEUTRAL	1- 0	1- 0	0- 0			
9- 10	0- 4	0- 3	CONFERENCE	1- 3	0- 0	8- 0			
5- 4	0- 2	0- 1	HOME	1- 1	0- 0	4- 0			
4- 6	0- 2	0- 2	AWAY	0- 2	0- 0	4- 0			
0- 0	0- 0	0- 0	NEUTRAL	0- 0	0- 0	0- 0			

RPI 1-25				RPI 26-50				RPI 51-100 Team's RPI: 70				RPI 101+			
RPI	S	Opponent	Score	RPI	S	Opponent	Score	RPI	S	Opponent	Score	RPI	S	Opponent	Score
17	A	DePaul	70 79	29	A	Marquette	66 80	54	H	George Washington	72 57	105	A	Virginia Tech	63 73
17	H	DePaul	53 76	29	A	Marquette	70 80	67	A	Villanova	50 71	132	H	Alabama	70 59
23	A	Creighton	68 70	29	H	Marquette	77 84	67	H	Villanova	54 49	138	A	Delaware	54 46
23	H	Creighton	59 67					71	A	St. John's (NY)	54 65	143	N	Wright St.	67 60
								71	H	St. John's (NY)	66 71	193	H	George Mason	69 56
								73	A	Minnesota	60 68	195	A	Providence	71 39
								87	N	Penn St.	68 54	195	H	Providence	72 70
												199	A	Seton Hall	77 60
												199	H	Seton Hall	77 58
												207	A	Xavier	69 64
												207	H	Xavier	81 63
												213	A	Towson	75 59
												259	A	Butler	58 52
												259	H	Butler	83 72
												309	A	FIU	66 53
LAST 12 Division I GAMES:															
29	A	Marquette	66 80	199	A	Seton Hall	77 60								
17	A	DePaul	70 79	23	H	Creighton	59 67								
29	A	Marquette	70 80	195	H	Providence	72 70								
207	H	Xavier	81 63	67	H	Villanova	54 49								
259	H	Butler	83 72	259	A	Butler	58 52								
71	A	St. John's (NY)	54 65	207	A	Xavier	69 64								

Non-Div I Games:

Georgetown

■ Loss,
 ■ Non-Conf,
 ■ S Site,
 ■ H Home
 ■ A Away
 N Neutral

Average RPI Win:	136	WON-LOST	WINNING	LAST 10	STRENGTH OF	OPP. STRENGTH	TEAM	ADJ.	CONF.	ADJ CONF.
Average RPI Loss:	54	RECORD	PCT. RANK	GAMES	SCHEDULE	OF SCHEDULE	RPI	RPI	RPI	RPI
DIV. I ONLY	16- 15	166	6- 4	40	16	86	86	2	2	
DIV. I NON-CONF.	8- 5	125	0- 0	181	106	152	152	2	2	
TOTALS	RPI 1-25	RPI 26-50	W-L RECORDS	RPI 51-100	RPI 101-150	RPI 150+				
16- 15	2- 7	3- 1	OVERALL	3- 5	2- 1	6- 1				
11- 5	2- 2	1- 0	HOME	2- 2	2- 0	4- 1				
3- 8	0- 4	1- 0	AWAY	0- 3	0- 1	2- 0				
2- 2	0- 1	1- 1	NEUTRAL	1- 0	0- 0	0- 0				
8- 5	0- 0	0- 1	NON-CONFERENCE	3- 3	0- 0	5- 1				
6- 2	0- 0	0- 0	HOME	2- 1	0- 0	4- 1				
1- 2	0- 0	0- 0	AWAY	0- 2	0- 0	1- 0				
1- 1	0- 0	0- 1	NEUTRAL	1- 0	0- 0	0- 0				
8- 10	2- 7	3- 0	CONFERENCE	0- 2	2- 1	1- 0				
5- 3	2- 2	1- 0	HOME	0- 1	2- 0	0- 0				
2- 6	0- 4	1- 0	AWAY	0- 1	0- 1	1- 0				
1- 1	0- 1	1- 0	NEUTRAL	0- 0	0- 0	0- 0				

RPI	S	Opponent	Score	RPI	S	Opponent	Score	RPI	S	Opponent	Score	RPI	S	Opponent	Score
3	A	South Carolina	63 66	30	N	South Fla.	65 81	53	H	Virginia	43 66	115	H	Vanderbilt	70 68
3	H	South Carolina	44 62	37	H	LSU	70 65	61	A	Georgia Tech	45 52	120	A	Ole Miss	62 69
3	N	South Carolina	48 72	45	A	Auburn	57 51	73	N	Minnesota	70 58	132	H	Alabama	71 65
5	A	Mississippi St.	49 58	45	N	Auburn	56 52	81	A	Oklahoma St.	51 71	174	A	Arkansas	69 66
14	A	Kentucky	61 82					84	A	Florida	58 65	183	A	Cincinnati	51 48
14	H	Kentucky	56 66					84	H	Florida	68 76	228	H	Samford	59 65
19	H	Tennessee	81 78					90	H	BYU	81 51	255	H	Furman	67 62
22	H	Texas A&M	69 59					93	H	Mercer	72 64	272	H	Kennesaw St.	82 40
25	A	Missouri	45 63									278	H	Western Caro.	78 43
												348	H	South Carolina St.	64 50
LAST 12 Division I GAMES:															
		3 N South Carolina	48 72			45 A Auburn	57 51								
		45 N Auburn	56 52			14 H Kentucky	56 66								
		84 A Florida	58 65			19 H Tennessee	81 78								
		132 H Alabama	71 65			174 A Arkansas	69 66								
		37 H LSU	70 65			120 A Ole Miss	62 69								
		5 A Mississippi St.	49 58			3 H South Carolina	44 62								

Non-Div I Games:

Georgia

■ Loss,
 ■ Non-Conf,
 ■ S Site,
 ■ H Home
 ■ A Away
 N Neutral

Average RPI Win:	216	WON-LOST	WINNING	LAST 10	STRENGTH OF	OPP. STRENGTH	TEAM	ADJ.	CONF.	ADJ CONF.
Average RPI Loss:	181	RECORD	PCT. RANK	GAMES	SCHEDULE	OF SCHEDULE	RPI	RPI	RPI	RPI
DIV. I ONLY	11- 18	243	5- 5	275	201	260	260	21	21	
DIV. I NON-CONF.	3- 7	250	0- 0	202	146	262	262	19	19	
TOTALS	RPI 1-25	RPI 26-50	W-L RECORDS	RPI 51-100	RPI 101-150	RPI 150+				
11- 18	0- 1	0- 1	OVERALL	1- 2	1- 4	9- 10				
4- 9	0- 1	0- 0	HOME	1- 0	0- 2	3- 6				
6- 6	0- 0	0- 1	AWAY	0- 1	1- 2	5- 2				
1- 3	0- 0	0- 0	NEUTRAL	0- 1	0- 0	1- 2				
3- 7	0- 1	0- 0	NON-CONFERENCE	0- 2	0- 1	3- 3				
1- 3	0- 1	0- 0	HOME	0- 0	0- 0	1- 2				
1- 2	0- 0	0- 0	AWAY	0- 1	0- 1	1- 0				
1- 2	0- 0	0- 0	NEUTRAL	0- 1	0- 0	1- 1				
8- 11	0- 0	0- 1	CONFERENCE	1- 0	1- 3	6- 7				
3- 6	0- 0	0- 0	HOME	1- 0	0- 2	2- 4				
5- 4	0- 0	0- 1	AWAY	0- 0	1- 1	4- 2				
0- 1	0- 0	0- 0	NEUTRAL	0- 0	0- 0	0- 1				

RPI 1-25					
RPI	S	Opponent	Score		
21	H	Elon	67	84	
RPI 26-50					
RPI	S	Opponent	Score		
48	A	Little Rock	45	52	
RPI 51-100					
RPI	S	Opponent	Score		
61	A	Georgia Tech	42	73	
87	N	Penn St.	42	69	
91	H	UT Arlington	64	59	
Team's RPI: 260					
RPI	S	Opponent	Score		
106	A	Troy	68	65	
106	H	Troy	69	87	
132	A	Alabama	57	80	
141	A	Louisiana	65	72	
141	H	Louisiana	64	70	
168	H	Texas St.	51	62	
179	A	Morehead St.	68	50	
185	N	American	59	58	
216	A	Appalachian St.	59	55	
216	H	Appalachian St.	63	67	
219	H	UNCW	66	72	
235	H	Akron	66	78	
246	A	South Ala.	55	45	
246	H	South Ala.	47	77	
246	N	South Ala.	44	49	
248	A	Ga. Southern	58	54	
248	H	Ga. Southern	63	62	
257	A	Coastal Caro.	69	48	
257	H	Coastal Caro.	67	73	
272	H	Kennesaw St.	62	59	
284	N	Eastern Mich.	59	69	
317	A	Arkansas St.	57	59	
331	A	La.-Monroe	63	72	
331	H	La.-Monroe	87	35	

Non-Div I Games:	Allen	96	58
------------------	-------	----	----

Georgia St.

Loss, Non-Conf, S Site, H Home A Away N Neutral

Average RPI Win:	140	WON-LOST	WINNING	LAST 10	STRENGTH OF	OPP. STRENGTH	TEAM	ADJ.	CONF.	ADJ CONF.
Average RPI Loss:	47	RECORD	PCT. RANK	GAMES	SCHEDULE	OF SCHEDULE	RPI	RPI	RPI	RPI
DIV. I ONLY	17- 14	141	4- 6	26	32	61	61	3	3	
DIV. I NON-CONF.	11- 2	23	0- 0	68	112	28	28	4	4	
TOTALS	RPI 1-25	RPI 26-50	W-L RECORDS	RPI 51-100	RPI 101-150	RPI 150+				
17- 14	1- 7	2- 2	OVERALL	3- 2	3- 3	8- 0				
11- 5	0- 3	1- 2	HOME	2- 0	3- 0	5- 0				
3- 8	0- 3	0- 0	AWAY	1- 2	0- 3	2- 0				
3- 1	1- 1	1- 0	NEUTRAL	0- 0	0- 0	1- 0				
11- 2	1- 0	1- 1	NON-CONFERENCE	3- 0	1- 1	5- 0				
7- 1	0- 0	0- 1	HOME	2- 0	1- 0	4- 0				
2- 1	0- 0	0- 0	AWAY	1- 0	0- 1	1- 0				
2- 0	1- 0	1- 0	NEUTRAL	0- 0	0- 0	0- 0				
6- 12	0- 7	1- 1	CONFERENCE	0- 2	2- 2	3- 0				
4- 4	0- 3	1- 1	HOME	0- 0	2- 0	1- 0				
1- 7	0- 3	0- 0	AWAY	0- 2	0- 2	1- 0				
1- 1	0- 1	0- 0	NEUTRAL	0- 0	0- 0	1- 0				

RPI 1-25				RPI 26-50				RPI 51-100 Team's RPI: 61				RPI 101+			
RPI	S	Opponent	Score	RPI	S	Opponent	Score	RPI	S	Opponent	Score	RPI	S	Opponent	Score
2	A	Notre Dame	69 90	31	H	Syracuse	75 66	53	A	Virginia	64 65	103	H	Princeton	67 51
2	H	Notre Dame	38 55	33	N	Dayton	81 68	85	A	Middle Tenn.	61 60	105	H	Virginia Tech	87 81
8	H	Duke	68 75	39	H	North Carolina St.	67 75	86	H	Georgia	52 45	117	A	Clemson	61 62
11	A	Louisville	51 91	46	H	Michigan	52 92	88	A	Wake Forest	65 70	117	H	Clemson	72 58
12	H	Florida St.	63 69					93	H	Mercer	70 50	118	A	North Carolina	88 89
15	A	Miami (FL)	70 75									132	A	Alabama	65 67
15	N	Miami (FL)	71 87									163	H	Pittsburgh	71 57
25	N	Missouri	72 70									176	A	Boston College	71 67
												176	N	Boston College	71 67
												209	H	Alabama St.	70 48
												216	H	Appalachian St.	81 52
												228	H	Samford	62 57
												260	H	Georgia St.	73 42
												272	A	Kennesaw St.	86 49
LAST 12 Division I GAMES:															
15	N	Miami (FL)	71 87	2	A	Notre Dame	69 90								
176	N	Boston College	71 67	39	H	North Carolina St.	67 75								
15	A	Miami (FL)	70 75	105	H	Virginia Tech	87 81								
117	H	Clemson	72 58	53	A	Virginia	64 65								
163	H	Pittsburgh	71 57	117	A	Clemson	61 62								
118	A	North Carolina	88 89	12	H	Florida St.	63 69								

Non-Div I Games:

Georgia Tech

■ Loss,
 ■ Non-Conf,
 ■ S Site,
 ■ H Home
 ■ A Away
 N Neutral

Average RPI Win: 193	WON-LOST	WINNING	LAST 10	STRENGTH OF	OPP. STRENGTH	TEAM	ADJ.	CONF.	ADJ CONF.
Average RPI Loss: 141	RECORD	PCT. RANK	GAMES	SCHEDULE	OF SCHEDULE	RPI	RPI	RPI	RPI
DIV. I ONLY	26- 6	19	8- 2	226	114	66	66	15	15
DIV. I NON-CONF.	9- 2	37	0- 0	194	58	71	71	13	13
TOTALS	RPI 1-25	RPI 26-50	W-L RECORDS	RPI 51-100	RPI 101-150	RPI 150+			
26- 6	1- 1	0- 1	OVERALL	2- 1	7- 1	16- 2			
14- 1	0- 0	0- 0	HOME	2- 0	3- 0	9- 1			
8- 3	1- 0	0- 0	AWAY	0- 1	2- 1	5- 1			
4- 2	0- 1	0- 1	NEUTRAL	0- 0	2- 0	2- 0			
9- 2	1- 1	0- 1	NON-CONFERENCE	1- 0	2- 0	5- 0			
6- 0	0- 0	0- 0	HOME	1- 0	1- 0	4- 0			
2- 0	1- 0	0- 0	AWAY	0- 0	1- 0	0- 0			
1- 2	0- 1	0- 1	NEUTRAL	0- 0	0- 0	1- 0			
17- 4	0- 0	0- 0	CONFERENCE	1- 1	5- 1	11- 2			
8- 1	0- 0	0- 0	HOME	1- 0	2- 0	5- 1			
6- 3	0- 0	0- 0	AWAY	0- 1	1- 1	5- 1			
3- 0	0- 0	0- 0	NEUTRAL	0- 0	2- 0	1- 0			

RPI 1-25				RPI 26-50				RPI 51-100				Team's RPI: 66	RPI 101+			
RPI	S	Opponent	Score	RPI	S	Opponent	Score	RPI	S	Opponent	Score		RPI	S	Opponent	Score
6	A	Stanford	68 63	46	N	Michigan	66 78	69	H	Northwestern	67 56		101	H	Washington St.	79 61
12	N	Florida St.	69 87					90	A	BYU	63 71		114	A	St. Mary's (CA)	79 75
								90	H	BYU	87 52		114	H	St. Mary's (CA)	59 58
													114	N	St. Mary's (CA)	86 75
													134	A	Eastern Wash.	73 54
													140	A	San Francisco	72 77
													140	H	San Francisco	61 46
													140	N	San Francisco	77 46
													158	A	Santa Clara	50 49
													158	H	Santa Clara	51 39
													204	A	Loyola Marymount	80 56
													204	H	Loyola Marymount	73 61
													222	H	Presbyterian	79 39
													223	A	San Diego	57 55
													223	H	San Diego	62 57
													243	A	Pacific	74 58
													243	H	Pacific	63 65
													243	N	Pacific	91 59
													275	H	Colgate	72 42
													276	A	Portland	85 50
													276	H	Portland	67 55
													297	H	Nicholls St.	78 46
													314	A	Pepperdine	69 79
													314	H	Pepperdine	83 61
													328	H	UC Irvine	102 38
													345	N	Winthrop	71 41
LAST 12 Division I GAMES:																
				114	N	St. Mary's (CA)	86 75	140	A	San Francisco	72 77					
				140	N	San Francisco	77 46	114	H	St. Mary's (CA)	59 58					
				243	N	Pacific	91 59	204	H	Loyola Marymount	73 61					
				90	A	BYU	63 71	158	A	Santa Clara	50 49					
				223	H	San Diego	62 57	90	H	BYU	87 52					
				243	A	Pacific	74 58	314	H	Pepperdine	83 61					

Non-Div I Games:

Gonzaga

■ Loss,
 ■ Non-Conf, S Site,
 ■ Home
 ■ Away
 N Neutral

Average RPI Win:	292	WON-LOST	WINNING	LAST 10	STRENGTH OF	OPP. STRENGTH	TEAM	ADJ.	CONF.	ADJ CONF.
Average RPI Loss:	155	RECORD	PCT. RANK	GAMES	SCHEDULE	OF SCHEDULE	RPI	RPI	RPI	RPI
DIV. I ONLY	18- 14	130	8- 2	322	304	201	201	30	30	
DIV. I NON-CONF.	2- 9	293	0- 0	268	44	285	285	30	30	
TOTALS	RPI 1-25	RPI 26-50	W-L RECORDS	RPI 51-100	RPI 101-150	RPI 150+				
18- 14	0- 1	0- 0	OVERALL	0- 3	0- 3	18- 7				
8- 3	0- 0	0- 0	HOME	0- 0	0- 0	8- 3				
9- 8	0- 0	0- 0	AWAY	0- 0	0- 0	9- 1				
1- 3	0- 0	0- 0	NEUTRAL	0- 1	0- 1	1- 1				
2- 9	0- 1	0- 0	NON-CONFERENCE	0- 3	0- 3	2- 2				
0- 1	0- 0	0- 0	HOME	0- 0	0- 0	0- 1				
2- 6	0- 1	0- 0	AWAY	0- 2	0- 2	2- 1				
0- 2	0- 0	0- 0	NEUTRAL	0- 1	0- 1	0- 0				
16- 5	0- 0	0- 0	CONFERENCE	0- 0	0- 0	16- 5				
8- 2	0- 0	0- 0	HOME	0- 0	0- 0	8- 2				
7- 2	0- 0	0- 0	AWAY	0- 0	0- 0	7- 2				
1- 1	0- 0	0- 0	NEUTRAL	0- 0	0- 0	1- 1				

RPI S	Opponent	Score	RPI S	Opponent	Score	RPI S	Opponent	Score	RPI S	Opponent	Score	Team's RPI: 201
15 A	Miami (FL)	61 89				74 A	Tulane	56 79	119 N	Fordham	53 59	
						92 A	Southern California	64 75	130 A	Arizona	46 73	
						100 N	SMU	36 56	139 A	Louisiana Tech	55 69	
									164 A	TCU	47 83	
									169 A	Texas Southern	61 69	
									169 H	Texas Southern	64 52	
									169 N	Texas Southern	66 70	
									209 A	Alabama St.	60 45	
									209 H	Alabama St.	76 83	
									230 A	Southern U.	70 63	
									230 H	Southern U.	68 71	
									230 N	Southern U.	65 56	
									268 A	Prairie View	49 51	
									268 H	Prairie View	60 55	
									287 A	Ark.-Pine Bluff	68 58	
									287 H	Ark.-Pine Bluff	56 54	
									297 H	Nicholls St.	60 71	
									307 A	Alcorn	67 63	
									307 H	Alcorn	86 63	
									313 A	Mississippi Val.	82 51	
									313 H	Mississippi Val.	71 61	
									313 H	Mississippi Val.	88 67	
									329 A	Southeastern La.	87 71	
									331 A	La.-Monroe	59 54	
									334 A	Jackson St.	60 57	
									334 H	Jackson St.	90 85	
LAST 12 Division I GAMES:												
169 N	Texas Southern	66 70	287 A	Ark.-Pine Bluff	68 58							
230 N	Southern U.	65 56	334 A	Jackson St.	60 57							
313 H	Mississippi Val.	71 61	268 H	Prairie View	60 55							
349 H	Alabama A&M	87 57	169 H	Texas Southern	64 52							
209 H	Alabama St.	76 83	307 A	Alcorn	67 63							
313 A	Mississippi Val.	82 51	230 A	Southern U.	70 63							

Non-Div I Games:

Grambling

■ Loss,
 ■ Non-Conf,
 ■ S Site,
 ■ Home
 ■ A Away
 N Neutral

RPI	S	Opponent	Score	
349	A	Alabama A&M	68	53
349	H	Alabama A&M	87	57

Grambling

Grand Canyon

Through Games Of March 12, 2017

Average RPI Win:	290	WON-LOST	WINNING	LAST 10	STRENGTH OF	OPP. STRENGTH	TEAM	ADJ.	CONF.	ADJ CONF.
Average RPI Loss:	179	RECORD	PCT. RANK	GAMES	SCHEDULE	OF SCHEDULE	RPI	RPI	RPI	RPI
DIV. I ONLY	14- 12	151	5- 5	330	298	245	245	29	29	
DIV. I NON-CONF.	7- 5	137	0- 0	292	221	195	195	29	29	
TOTALS	RPI 1-25	RPI 26-50	W-L RECORDS	RPI 51-100	RPI 101-150	RPI 150+				
14- 12	0- 2	0- 0	OVERALL	0- 0	1- 2	13- 8				
11- 3	0- 1	0- 0	HOME	0- 0	1- 1	10- 1				
3- 9	0- 1	0- 0	AWAY	0- 0	0- 1	3- 7				
0- 0	0- 0	0- 0	NEUTRAL	0- 0	0- 0	0- 0				
7- 5	0- 2	0- 0	NON-CONFERENCE	0- 0	1- 0	6- 3				
6- 1	0- 1	0- 0	HOME	0- 0	1- 0	5- 0				
1- 4	0- 1	0- 0	AWAY	0- 0	0- 0	1- 3				
0- 0	0- 0	0- 0	NEUTRAL	0- 0	0- 0	0- 0				
7- 7	0- 0	0- 0	CONFERENCE	0- 0	0- 2	7- 5				
5- 2	0- 0	0- 0	HOME	0- 0	0- 1	5- 1				
2- 5	0- 0	0- 0	AWAY	0- 0	0- 1	2- 4				
0- 0	0- 0	0- 0	NEUTRAL	0- 0	0- 0	0- 0				

RPI 1-25				RPI 26-50				RPI 51-100				RPI 101+ Team's RPI: 245			
RPI	S	Opponent	Score	RPI	S	Opponent	Score	RPI	S	Opponent	Score	RPI	S	Opponent	Score
8	A	Duke	47 90									137	A	New Mexico St.	60 67
10	H	Washington	66 101									137	H	New Mexico St.	65 81
												150	H	Idaho	64 60
												157	A	Rice	50 64
												187	A	UC Riverside	64 77
												215	A	Seattle U	60 86
												215	H	Seattle U	82 77
												237	A	UTRGV	49 52
												237	H	UTRGV	60 59
												241	A	Hawaii	47 51
												263	A	CSU Bakersfield	59 74
												263	H	CSU Bakersfield	64 80
												273	H	Cal Poly	64 59
												291	A	Southern Utah	76 73
												292	A	UMKC	65 77
												292	H	UMKC	75 64
												295	H	Northern Ariz.	76 65
												307	H	Alcorn	77 44
												310	H	Denver	73 70
												332	A	Utah Valley	62 46
												332	H	Utah Valley	60 42
												338	H	Fla. Atlantic	81 60
												344	A	Chicago St.	73 62
												344	H	Chicago St.	57 39
LAST 12 Division I GAMES:															
263	H	CSU Bakersfield	64 80	237	A	UTRGV	49 52								
292	A	UMKC	65 77	263	A	CSU Bakersfield	59 74								
344	A	Chicago St.	73 62	344	H	Chicago St.	57 39								
332	H	Utah Valley	60 42	292	H	UMKC	75 64								
215	H	Seattle U	82 77	215	A	Seattle U	60 86								
137	A	New Mexico St.	60 67	237	H	UTRGV	60 59								

Non-Div I Games: Chaminade 85 55

Grand Canyon

■ Loss,
 ■ Non-Conf, S Site,
 ■ Home
 ■ Away
 N Neutral

Average RPI Win: 181		WON-LOST	WINNING	LAST 10	STRENGTH OF	OPP. STRENGTH	TEAM	ADJ.	CONF.	ADJ CONF.
Average RPI Loss: 131		RECORD	PCT. RANK	GAMES	SCHEDULE	OF SCHEDULE	RPI	RPI	RPI	RPI
DIV. I ONLY		27- 5	11	8- 2	82	175	28	28	18	18
DIV. I NON-CONF.		9- 2	37	0- 1	4	23	4	4	21	21
TOTALS	RPI 1-25	RPI 26-50		W-L RECORDS		RPI 51-100	RPI 101-150		RPI 150+	
27- 5	1- 1	4- 0		OVERALL		2- 0	6- 2		14- 2	
13- 1	1- 0	2- 0		HOME		0- 0	3- 0		7- 1	
11- 4	0- 1	2- 0		AWAY		2- 0	1- 2		6- 1	
3- 0	0- 0	0- 0		NEUTRAL		0- 0	2- 0		1- 0	
9- 2	1- 1	4- 0		NON-CONFERENCE		2- 0	0- 0		2- 1	
4- 1	1- 0	2- 0		HOME		0- 0	0- 0		1- 1	
5- 1	0- 1	2- 0		AWAY		2- 0	0- 0		1- 0	
0- 0	0- 0	0- 0		NEUTRAL		0- 0	0- 0		0- 0	
18- 3	0- 0	0- 0		CONFERENCE		0- 0	6- 2		12- 1	
9- 0	0- 0	0- 0		HOME		0- 0	3- 0		6- 0	
6- 3	0- 0	0- 0		AWAY		0- 0	1- 2		5- 1	
3- 0	0- 0	0- 0		NEUTRAL		0- 0	2- 0		1- 0	

[illegible]

Non-Div I Games:

Green Bay

Loss, Non-Conf, S Site, H Home A Away N Neutral

RPI 1-25					
RPI	S	Opponent	Score		
3	A	South Carolina	38	92	
18	H	Temple	71	65	
RPI 26-50					
RPI	S	Opponent	Score		
39	A	North Carolina St.	56	81	
41	A	James Madison	50	71	
RPI 51-100					
RPI	S	Opponent	Score		
64	A	Iowa	51	84	
69	A	Northwestern	48	67	
80	A	FGCU	49	60	
RPI 101+					
RPI	S	Opponent	Score		
128	N	Maine	58	49	
136	A	Old Dominion	58	61	
171	A	Bethune-Cookman	56	66	
171	N	Bethune-Cookman	52	49	
226	H	Howard	62	67	
228	N	Samford	63	57	
229	H	Richmond	72	45	
261	H	UMES	65	68	
261	N	UMES	66	56	
281	H	N.C. A&T	64	57	
281	N	N.C. A&T	64	62	
283	A	Norfolk St.	58	57	
283	H	Norfolk St.	77	65	
288	A	Coppin St.	65	61	
288	H	Coppin St.	78	54	
293	A	Savannah St.	51	55	
293	H	Savannah St.	75	46	
298	N	Lafayette	58	55	
324	A	Florida A&M	44	62	
327	N	Saint Peter's	71	42	
330	A	Morgan St.	71	58	
335	H	N.C. Central	60	36	
347	A	Delaware St.	83	52	
348	A	South Carolina St.	51	50	
348	H	South Carolina St.	80	46	

Page 120

Average RPI Win:	241	WON-LOST	WINNING	LAST 10	STRENGTH OF	OPP. STRENGTH	TEAM	ADJ.	CONF.	ADJ CONF.
Average RPI Loss:	144	RECORD	PCT. RANK	GAMES	SCHEDULE	OF SCHEDULE	RPI	RPI	RPI	RPI
DIV. I ONLY	17- 14	141	3- 7	241	236	184	184	22	22	
DIV. I NON-CONF.	9- 4	85	0- 0	214	271	132	132	22	22	
TOTALS	RPI 1-25	RPI 26-50	W-L RECORDS	RPI 51-100	RPI 101-150	RPI 150+				
17- 14	0- 0	0- 1	OVERALL	0- 3	1- 5	16- 5				
7- 7	0- 0	0- 1	HOME	0- 2	0- 2	7- 2				
7- 6	0- 0	0- 0	AWAY	0- 1	1- 2	6- 3				
3- 1	0- 0	0- 0	NEUTRAL	0- 0	0- 1	3- 0				
9- 4	0- 0	0- 1	NON-CONFERENCE	0- 1	1- 0	8- 2				
3- 3	0- 0	0- 1	HOME	0- 1	0- 0	3- 1				
4- 1	0- 0	0- 0	AWAY	0- 0	1- 0	3- 1				
2- 0	0- 0	0- 0	NEUTRAL	0- 0	0- 0	2- 0				
8- 10	0- 0	0- 0	CONFERENCE	0- 2	0- 5	8- 3				
4- 4	0- 0	0- 0	HOME	0- 1	0- 2	4- 1				
3- 5	0- 0	0- 0	AWAY	0- 1	0- 2	3- 2				
1- 1	0- 0	0- 0	NEUTRAL	0- 0	0- 1	1- 0				

RPI S	Opponent	Score	RPI S	Opponent	Score	RPI S	Opponent	Score	RPI S	Opponent	Score	Team's RPI: 184
			32 H	Quinnipiac	59 82	76 A	New Hampshire	50 58	113 A	Albany (NY)	71 82	
						76 H	New Hampshire	57 62	113 H	Albany (NY)	52 58	
						80 H	FGCU	63 70	113 N	Albany (NY)	65 67	
									128 A	Maine	62 73	
									128 H	Maine	60 66	
									138 A	Delaware	67 66	
									176 H	Boston College	65 56	
									177 A	Siena	80 76	
									182 A	Hofstra	69 67	
									195 H	Providence	65 77	
									202 H	Sacred Heart	81 64	
									211 A	Binghamton	59 60	
									211 H	Binghamton	76 73	
									212 A	UMBC	80 73	
									212 H	UMBC	47 64	
									212 N	UMBC	74 40	
									218 N	Monmouth	75 72	
									258 A	Stony Brook	62 40	
									258 H	Stony Brook	65 52	
									265 A	Niagara	62 75	
									274 A	Vermont	70 76	
									274 H	Vermont	68 55	
									283 N	Norfolk St.	61 51	
									306 A	Central Conn. St.	68 58	
									311 H	Massachusetts	75 56	
									343 A	UMass Lowell	84 64	
LAST 12 Division I GAMES:												
			113 N	Albany (NY)	65 67	343 A	UMass Lowell	84 64				
			212 N	UMBC	74 40	212 H	UMBC	47 64				
			113 H	Albany (NY)	52 58	128 H	Maine	60 66				
			211 A	Binghamton	59 60	274 A	Vermont	70 76				
			76 H	New Hampshire	57 62	113 A	Albany (NY)	71 82				
			258 A	Stony Brook	62 40	211 H	Binghamton	76 73				

Non-Div I Games:

Hartford

■ Loss,
 ■ Non-Conf,
 S Site,
 ■ Home
 ■ Away
 N Neutral

RPI S Opponent Score

RPI S Opponent Score
343 H UMass Lowell 80 59

H
a
r
t
f
o
r
d

H
a
r
t
f
o
r
d

Hartford

Average RPI Win:	176	WON-LOST	WINNING	LAST 10	STRENGTH OF	OPP. STRENGTH	TEAM	ADJ.	CONF.	ADJ CONF.
Average RPI Loss:	93	RECORD	PCT. RANK	GAMES	SCHEDULE	OF SCHEDULE	RPI	RPI	RPI	RPI
DIV. I ONLY	20- 8	57	4- 6	91	124	49	49	8	8	
DIV. I NON-CONF.	12- 1	7	0- 0	141	189	18	18	9	9	
TOTALS	RPI 1-25	RPI 26-50	W-L RECORDS	RPI 51-100	RPI 101-150	RPI 150+				
20- 8	1- 0	0- 2	OVERALL	1- 1	3- 5	15- 0				
10- 2	1- 0	0- 1	HOME	0- 0	3- 1	6- 0				
8- 5	0- 0	0- 1	AWAY	0- 1	0- 3	8- 0				
2- 1	0- 0	0- 0	NEUTRAL	1- 0	0- 1	1- 0				
12- 1	1- 0	0- 0	NON-CONFERENCE	1- 1	1- 0	9- 0				
5- 0	1- 0	0- 0	HOME	0- 0	1- 0	3- 0				
5- 1	0- 0	0- 0	AWAY	0- 1	0- 0	5- 0				
2- 0	0- 0	0- 0	NEUTRAL	1- 0	0- 0	1- 0				
8- 7	0- 0	0- 2	CONFERENCE	0- 0	2- 5	6- 0				
5- 2	0- 0	0- 1	HOME	0- 0	2- 1	3- 0				
3- 4	0- 0	0- 1	AWAY	0- 0	0- 3	3- 0				
0- 1	0- 0	0- 0	NEUTRAL	0- 0	0- 1	0- 0				

RPI 1-25				RPI 26-50				Team's RPI: 49		RPI 51-100				RPI 101+			
RPI	S	Opponent	Score	RPI	S	Opponent	Score		RPI	S	Opponent	Score	RPI	S	Opponent	Score	
18	H	Temple	73 62	50	A	Penn	43 63		73	A	Minnesota	87 103	103	A	Princeton	58 63	
				50	H	Penn	46 64		98	N	Buffalo	74 62	103	H	Princeton	60 64	
													103	N	Princeton	47 68	
													127	A	Cornell	52 57	
													127	H	Cornell	62 59	
													128	H	Maine	69 62	
													133	A	Yale	52 57	
													133	H	Yale	76 56	
													154	A	Brown	66 63	
													154	H	Brown	69 59	
													165	H	Fairfield	58 44	
													170	A	La Salle	66 64	
													177	A	Siena	65 58	
													190	A	Kansas	69 59	
													194	A	Columbia	58 55	
													194	H	Columbia	70 68	
													197	N	UNC Asheville	79 62	
													202	A	Sacred Heart	68 60	
													220	A	Dartmouth	70 61	
													220	H	Dartmouth	70 65	
													227	A	Boston U.	65 52	
													228	H	Samford	57 52	
													321	H	NJIT	59 38	
LAST 12 Division I GAMES:																	
103	N	Princeton	47 68	194	A	Columbia	58 55										
50	H	Penn	46 64	133	H	Yale	76 56										
103	H	Princeton	60 64	154	H	Brown	69 59										
154	A	Brown	66 63	103	A	Princeton	58 63										
133	A	Yale	52 57	50	A	Penn	43 63										
127	A	Cornell	52 57	194	H	Columbia	70 68										

Non-Div I Games:

Harvard

■ Loss,
 ■ Non-Conf, S Site,
 ■ Home
 ■ Away
 N Neutral

RPI 1-25			
RPI	S	Opponent	Score
5	H	Mississippi St.	41 66
9	A	UCLA	49 72

RPI 26-50			
RPI	S	Opponent	Score
36	H	Oregon	49 86
47	A	Boise St.	49 61

RPI 51-100			
RPI	S	Opponent	Score
83	A	UC Davis	55 70
83	H	UC Davis	50 69
92	A	Southern California	44 76

RPI 101+			
RPI	S	Opponent	Score
111	A	Long Beach St.	57 68
111	H	Long Beach St.	66 63
137	H	New Mexico St.	56 53
155	A	CSUN	56 67
155	H	CSUN	49 60
155	N	CSUN	64 71
187	A	UC Riverside	45 63
187	H	UC Riverside	59 79
200	A	UC Santa Barbara	62 74
200	H	UC Santa Barbara	52 67
203	H	San Jose St.	61 77
245	H	Grand Canyon	51 47
263	A	CSU Bakersfield	51 58
273	A	Cal Poly	87 79
273	H	Cal Poly	66 57
273	N	Cal Poly	71 50
285	A	Nevada	59 67
319	H	Youngstown St.	72 50
328	A	UC Irvine	73 60
328	H	UC Irvine	79 62
346	A	Cal St. Fullerton	55 45
346	H	Cal St. Fullerton	60 50

Team's RPI: 241			
-----------------	--	--	--

LAST 12 Division I GAMES:			
155 N CSUN	64	71	
273 N Cal Poly	71	50	
111 H Long Beach St.	66	63	
346 A Cal St. Fullerton	55	45	
328 A UC Irvine	73	60	
155 H CSUN	49	60	
83 H UC Davis	50	69	
200 H UC Santa Barbara	52	67	
187 H UC Riverside	59	79	
155 A CSUN	56	67	
187 A UC Riverside	45	63	
273 H Cal Poly	66	57	

Non-Div I Games:	Hawaii Pacific	88	54
------------------	----------------	----	----

Average RPI Win:	264	WON-LOST	WINNING	LAST 10	STRENGTH OF	OPP. STRENGTH	TEAM	ADJ.	CONF.	ADJ CONF.
Average RPI Loss:	185	RECORD	PCT. RANK	GAMES	SCHEDULE	OF SCHEDULE	RPI	RPI	RPI	RPI
DIV. I ONLY	13- 15	199	8- 2	276	308	233	233	28	28	
DIV. I NON-CONF.	0- 9	335	0- 0	168	218	334	334	28	28	
TOTALS	RPI 1-25	RPI 26-50	W-L RECORDS	RPI 51-100	RPI 101-150	RPI 150+				
13- 15	0- 0	0- 1	OVERALL	0- 1	1- 3	12- 10				
7- 6	0- 0	0- 0	HOME	0- 1	1- 1	6- 4				
6- 8	0- 0	0- 0	AWAY	0- 0	0- 0	6- 0				
0- 1	0- 0	0- 0	NEUTRAL	0- 0	0- 0	0- 1				
0- 9	0- 0	0- 1	NON-CONFERENCE	0- 1	0- 2	0- 5				
0- 4	0- 0	0- 0	HOME	0- 1	0- 1	0- 2				
0- 5	0- 0	0- 1	AWAY	0- 0	0- 1	0- 3				
0- 0	0- 0	0- 0	NEUTRAL	0- 0	0- 0	0- 0				
13- 6	0- 0	0- 0	CONFERENCE	0- 0	1- 1	12- 5				
7- 2	0- 0	0- 0	HOME	0- 0	1- 0	6- 2				
6- 3	0- 0	0- 0	AWAY	0- 0	0- 1	6- 2				
0- 1	0- 0	0- 0	NEUTRAL	0- 0	0- 0	0- 1				

RPI 1-25			RPI 26-50			RPI 51-100			RPI 101+ Team's RPI: 233		
RPI	S	Opponent	Score	RPI	S	Opponent	Score	RPI	S	Opponent	Score
				40	A	West Virginia	59 82	72	H	Ohio	48 76
								112	H	Stetson	47 81
								120	A	Ole Miss	62 73
								126	A	Radford	56 59
								126	H	Radford	74 64
								191	A	UAB	66 75
								192	A	Campbell	33 58
								192	H	Campbell	53 69
								197	A	UNC Asheville	76 60
								197	H	UNC Asheville	81 70
								198	H	UNCG	67 69
								222	A	Presbyterian	72 64
								222	H	Presbyterian	87 60
								222 N		Presbyterian	48 55
								234	A	Liberty	74 81
								234	H	Liberty	78 69
								240	A	Charleston So.	64 62
								240	H	Charleston So.	68 74
								277	A	Davidson	72 82
								278	A	Western Caro.	64 73
								283	H	Norfolk St.	60 63
								312	A	Gardner-Webb	84 65
								312	H	Gardner-Webb	71 69
								342	A	Longwood	80 49
								342	H	Longwood	81 60
								345	A	Winthrop	70 57
								345	H	Winthrop	88 43
LAST 12 Division I GAMES:											
				222 N		Presbyterian	48 55	234	H	Liberty	78 69
				126	H	Radford	74 64	312	A	Gardner-Webb	84 65
				342	H	Longwood	81 60	345	A	Winthrop	70 57
				222	A	Presbyterian	72 64	197	H	UNC Asheville	81 70
				240	A	Charleston So.	64 62	342	A	Longwood	80 49
				192	H	Campbell	53 69	222	H	Presbyterian	87 60

Non-Div I Games: Spring Hill 74 58 Brevard 89 42

High Point

Loss, Non-Conf, S Site, H Home A Away N Neutral

Hofstra

Through Games Of March 12, 2017

Average RPI Win: 200	WON-LOST	WINNING	LAST 10	STRENGTH OF	OPP. STRENGTH	TEAM	ADJ.	CONF.	ADJ CONF.
Average RPI Loss: 127	RECORD	PCT. RANK	GAMES	SCHEDULE	OF SCHEDULE	RPI	RPI	RPI	RPI
DIV. I ONLY	13- 18	218	4- 6	122	132	182	182	9	9
DIV. I NON-CONF.	7- 4	114	0- 0	197	319	124	124	8	8
TOTALS	RPI 1-25	RPI 26-50	W-L RECORDS	RPI 51-100	RPI 101-150	RPI 150+			
13- 18	0- 3	0- 2	OVERALL	2- 2	2- 4	9- 7			
7- 7	0- 1	0- 1	HOME	1- 0	1- 1	5- 4			
5- 10	0- 1	0- 1	AWAY	1- 2	1- 3	3- 3			
1- 1	0- 1	0- 0	NEUTRAL	0- 0	0- 0	1- 0			
7- 4	0- 0	0- 0	NON-CONFERENCE	1- 1	1- 1	5- 2			
4- 1	0- 0	0- 0	HOME	0- 0	0- 0	4- 1			
3- 3	0- 0	0- 0	AWAY	1- 1	1- 1	1- 1			
0- 0	0- 0	0- 0	NEUTRAL	0- 0	0- 0	0- 0			
6- 14	0- 3	0- 2	CONFERENCE	1- 1	1- 3	4- 5			
3- 6	0- 1	0- 1	HOME	1- 0	1- 1	1- 3			
2- 7	0- 1	0- 1	AWAY	0- 1	0- 2	2- 2			
1- 1	0- 1	0- 0	NEUTRAL	0- 0	0- 0	1- 0			

RPI 1-25				RPI 26-50				RPI 51-100				RPI 101+				Team's RPI: 182	
RPI	S	Opponent	Score	RPI	S	Opponent	Score	RPI	S	Opponent	Score	RPI	S	Opponent	Score		
21	A	Elon	61 72	41	A	James Madison	57 93	78	A	Drexel	43 65	116	A	Saint Joseph's	75 64		
21	H	Elon	53 64	41	H	James Madison	50 61	78	H	Drexel	58 53	122	A	Navy	69 78		
21	N	Elon	50 78					83	A	UC Davis	64 60	125	A	William & Mary	65 81		
								98	A	Buffalo	50 74	125	H	William & Mary	64 61		
												138	A	Delaware	45 56		
												138	H	Delaware	56 73		
												160	A	Northeastern	46 52		
												160	H	Northeastern	51 53		
												184	H	Hartford	67 69		
												185	H	American	72 67		
												213	A	Towson	70 61		
												213	H	Towson	56 59		
												213	N	Towson	77 66		
												217	A	Col. of Charleston	55 71		
												217	H	Col. of Charleston	85 81		
												219	A	UNCW	66 54		
												219	H	UNCW	54 56		
												231	H	Marist	62 42		
												258	A	Stony Brook	67 64		
												286	A	Sacramento St.	85 97		
												311	H	Massachusetts	71 55		
												347	H	Delaware St.	64 44		
LAST 12 Division I GAMES:																	
				21	N	Elon	50 78	21	A	Elon	61 72						
				213	N	Towson	77 66	138	A	Delaware	45 56						
				160	A	Northeastern	46 52	217	H	Col. of Charleston	85 81						
				78	H	Drexel	58 53	125	A	William & Mary	65 81						
				213	H	Towson	56 59	125	H	William & Mary	64 61						
				219	A	UNCW	66 54	41	H	James Madison	50 61						

Non-Div I Games:

Hofstra

■ Loss,
 ■ Non-Conf, S Site,
 ■ Home
 ■ Away
 N Neutral

Holy Cross

Through Games Of March 12, 2017

Average RPI Win:	235	WON-LOST	WINNING	LAST 10	STRENGTH OF	OPP. STRENGTH	TEAM	ADJ.	CONF.	ADJ CONF.
Average RPI Loss:	201	RECORD	PCT. RANK	GAMES	SCHEDULE	OF SCHEDULE	RPI	RPI	RPI	RPI
DIV. I ONLY	8- 22	296	3- 7	305	253	318	318	23	23	
DIV. I NON-CONF.	2- 9	293	0- 0	285	253	337	337	25	25	
TOTALS	RPI 1-25	RPI 26-50	W-L RECORDS	RPI 51-100	RPI 101-150	RPI 150+				
8- 22	0- 0	0- 2	OVERALL	1- 2	0- 3	7- 15				
5- 10	0- 0	0- 1	HOME	1- 1	0- 2	4- 6				
3- 12	0- 0	0- 1	AWAY	0- 1	0- 1	3- 9				
0- 0	0- 0	0- 0	NEUTRAL	0- 0	0- 0	0- 0				
2- 9	0- 0	0- 2	NON-CONFERENCE	0- 1	0- 1	2- 5				
2- 3	0- 0	0- 1	HOME	0- 1	0- 1	2- 0				
0- 6	0- 0	0- 1	AWAY	0- 0	0- 0	0- 5				
0- 0	0- 0	0- 0	NEUTRAL	0- 0	0- 0	0- 0				
6- 13	0- 0	0- 0	CONFERENCE	1- 1	0- 2	5- 10				
3- 7	0- 0	0- 0	HOME	1- 0	0- 1	2- 6				
3- 6	0- 0	0- 0	AWAY	0- 1	0- 1	3- 4				
0- 0	0- 0	0- 0	NEUTRAL	0- 0	0- 0	0- 0				

RPI 1-25				RPI 26-50				RPI 51-100				RPI 101+				Team's RPI: 318	
RPI	S	Opponent	Score	RPI	S	Opponent	Score	RPI	S	Opponent	Score	RPI	S	Opponent	Score		
				32	H	Quinnipiac	55 78	62	A	Bucknell	48 77	122	A	Navy	56 57		
				34	A	Arizona St.	33 63	62	H	Bucknell	63 51	122	H	Navy	71 73		
								87	H	Penn St.	48 84	133	H	Yale	70 71		
												161	A	Army West Point	41 60		
												161	H	Army West Point	59 67		
												185	A	American	61 60		
												185	H	American	51 46		
												220	A	Dartmouth	49 53		
												227	A	Boston U.	56 68		
												227	H	Boston U.	49 66		
												231	H	Marist	50 46		
												244	A	Bryant	74 76		
												269	A	Loyola Maryland	59 58		
												269	H	Loyola Maryland	37 56		
												274	A	Vermont	52 63		
												275	A	Colgate	52 70		
												275	H	Colgate	54 62		
												279	A	Manhattan	56 60		
												298	A	Lafayette	67 61		
												298	H	Lafayette	70 85		
												298	H	Lafayette	54 58		
												308	A	Lehigh	64 80		
												308	H	Lehigh	65 47		
												311	A	Massachusetts	66 69		
												343	H	UMass Lowell	62 47		
LAST 12 Division I GAMES:																	
				298	H	Lafayette	54 58	308	A	Lehigh	64 80						
				269	H	Loyola Maryland	37 56	298	H	Lafayette	70 85						
				227	A	Boston U.	56 68	62	H	Bucknell	63 51						
				269	A	Loyola Maryland	59 58	275	A	Colgate	52 70						
				185	H	American	51 46	122	H	Navy	71 73						
				161	A	Army West Point	41 60	185	A	American	61 60						

Non-Div I Games:

Holy Cross

■ Loss,
■ Non-Conf,
■ S Site,
■ H Home
■ A Away
N Neutral

Average RPI Win:	205	WON-LOST	WINNING	LAST 10	STRENGTH OF	OPP. STRENGTH	TEAM	ADJ.	CONF.	ADJ CONF.
Average RPI Loss:	95	RECORD	PCT. RANK	GAMES	SCHEDULE	OF SCHEDULE	RPI	RPI	RPI	RPI
DIV. I ONLY	12- 19	236	4- 6	91	87	175	175	5	5	
DIV. I NON-CONF.	7- 6	157	0- 0	156	263	153	153	5	5	
TOTALS	RPI 1-25	RPI 26-50	W-L RECORDS	RPI 51-100	RPI 101-150	RPI 150+				
12- 19	0- 3	0- 1	OVERALL	0- 8	3- 3	9- 4				
6- 8	0- 1	0- 1	HOME	0- 4	1- 0	5- 2				
5- 9	0- 1	0- 0	AWAY	0- 3	2- 3	3- 2				
1- 2	0- 1	0- 0	NEUTRAL	0- 1	0- 0	1- 0				
7- 6	0- 0	0- 0	NON-CONFERENCE	0- 2	1- 3	6- 1				
4- 2	0- 0	0- 0	HOME	0- 1	0- 0	4- 1				
3- 3	0- 0	0- 0	AWAY	0- 0	1- 3	2- 0				
0- 1	0- 0	0- 0	NEUTRAL	0- 1	0- 0	0- 0				
5- 13	0- 3	0- 1	CONFERENCE	0- 6	2- 0	3- 3				
2- 6	0- 1	0- 1	HOME	0- 3	1- 0	1- 1				
2- 6	0- 1	0- 0	AWAY	0- 3	1- 0	1- 2				
1- 1	0- 1	0- 0	NEUTRAL	0- 0	0- 0	1- 0				

RPI	S	Opponent	Score	RPI	S	Opponent	Score	RPI	S	Opponent	Score	RPI	S	Opponent	Score	Team's RPI: 175
1	A	UConn	42 91	30	H	South Fla.	50 79	74	A	Tulane	56 82	104	A	Texas Tech	60 84	
18	H	Temple	57 69					74	H	Tulane	49 57	107	A	UNLV	53 64	
18	N	Temple	58 67					82	N	Central Ark.	55 69	111	A	Long Beach St.	55 65	
								93	H	Mercer	60 64	141	A	Louisiana	69 64	
								97	A	UCF	59 85	144	A	Tulsa	65 62	
								97	H	UCF	48 62	144	H	Tulsa	71 66	
								100	A	SMU	45 74	167	A	Memphis	65 66	
								100	H	SMU	45 66	168	H	Texas St.	56 61	
												172	A	East Carolina	73 62	
												172	H	East Carolina	81 65	
												183	A	Cincinnati	64 85	
												183	H	Cincinnati	62 71	
												183	N	Cincinnati	74 61	
												188	A	UTSA	56 49	
												217	H	Col. of Charleston	79 63	
												224	H	Rutgers	53 51	
												237	A	UTRGV	68 52	
												307	H	Alcorn	85 70	
												329	H	Southeastern La.	83 80	
LAST 12 Division I GAMES:																
18	N	Temple	58 67	183	H	Cincinnati	62 71									
183	N	Cincinnati	74 61	97	A	UCF	59 85									
100	A	SMU	45 74	172	A	East Carolina	73 62									
172	H	East Carolina	81 65	74	H	Tulane	49 57									
30	H	South Fla.	50 79	1	A	UConn	42 91									
144	A	Tulsa	65 62	167	A	Memphis	65 66									

Non-Div I Games:

Houston

■ Loss,
 ■ Non-Conf,
 ■ S Site,
 ■ Home
 ■ A Away
 N Neutral

Houston Baptist

Through Games Of March 12, 2017

Average RPI Win:	305	WON-LOST	WINNING	LAST 10	STRENGTH OF	OPP. STRENGTH	TEAM	ADJ.	CONF.	ADJ CONF.
Average RPI Loss:	197	RECORD	PCT. RANK	GAMES	SCHEDULE	OF SCHEDULE	RPI	RPI	RPI	RPI
DIV. I ONLY	4- 22	328	2- 8	270	292	337	337	27	27	
DIV. I NON-CONF.	0- 8	335	0- 0	155	143	327	327	27	27	
TOTALS	RPI 1-25	RPI 26-50	W-L RECORDS	RPI 51-100	RPI 101-150	RPI 150+				
4- 22	0- 2	0- 0	OVERALL	0- 3	0- 3	4- 14				
4- 9	0- 0	0- 0	HOME	0- 1	0- 2	4- 6				
0- 13	0- 0	0- 0	AWAY	0- 0	0- 0	0- 4				
0- 0	0- 0	0- 0	NEUTRAL	0- 0	0- 0	0- 0				
0- 8	0- 2	0- 0	NON-CONFERENCE	0- 0	0- 0	0- 6				
0- 4	0- 0	0- 0	HOME	0- 0	0- 0	0- 4				
0- 4	0- 2	0- 0	AWAY	0- 0	0- 0	0- 2				
0- 0	0- 0	0- 0	NEUTRAL	0- 0	0- 0	0- 0				
4- 14	0- 0	0- 0	CONFERENCE	0- 3	0- 3	4- 8				
4- 5	0- 0	0- 0	HOME	0- 1	0- 2	4- 2				
0- 9	0- 0	0- 0	AWAY	0- 2	0- 1	0- 6				
0- 0	0- 0	0- 0	NEUTRAL	0- 0	0- 0	0- 0				

RPI	S	Opponent	Score	RPI	S	Opponent	Score	RPI	S	Opponent	Score	RPI	S	Opponent	Score	Team's RPI: 337
7	A	Baylor	43 118					82	A	Central Ark.	39 83	108	H	Abilene Christian	60 89	
13	A	Texas	46 98					82	H	Central Ark.	49 80	135	A	Lamar University	22 74	
								89	A	SFA	49 86	135	H	Lamar University	53 81	
												157	H	Rice	53 79	
												159	H	Oral Roberts	65 75	
												169	H	Texas Southern	34 50	
												174	A	Arkansas	40 101	
												236	H	New Orleans	63 73	
												266	A	A&M-Corpus Christi	51 68	
												266	H	A&M-Corpus Christi	56 51	
												280	A	McNeese	53 68	
												280	H	McNeese	72 68	
												297	A	Nicholls St.	57 76	
												302	A	UTEP	45 75	
												304	A	Northwestern St.	54 75	
												329	H	Southeastern La.	71 87	
												331	H	La.-Monroe	65 77	
												333	A	Incarnate Word	54 69	
												333	H	Incarnate Word	68 51	
												340	A	Sam Houston St.	63 78	
												340	H	Sam Houston St.	61 51	
LAST 12 Division I GAMES:																
108	H	Abilene Christian	60 89	340	A	Sam Houston St.	63 78									
266	A	A&M-Corpus Christi	51 68	304	A	Northwestern St.	54 75									
135	A	Lamar University	22 74	266	H	A&M-Corpus Christi	56 51									
280	H	McNeese	72 68	333	A	Incarnate Word	54 69									
82	A	Central Ark.	39 83	297	A	Nicholls St.	57 76									
135	H	Lamar University	53 81	236	H	New Orleans	63 73									

Non-Div I Games: S'western Assemblie71 52 Arlington Baptist 75 55

Houston Baptist

Loss, Non-Conf, S Site, H Home A Away N Neutral

Average RPI Win: 296	WON-LOST	WINNING	LAST 10	STRENGTH OF	OPP. STRENGTH	TEAM	ADJ.	CONF.	ADJ CONF.
Average RPI Loss: 212	RECORD	PCT. RANK	GAMES	SCHEDULE	OF SCHEDULE	RPI	RPI	RPI	RPI
DIV. I ONLY	16- 13	138	6- 4	338	346	226	226	32	32
DIV. I NON-CONF.	4- 8	230	0- 0	258	332	255	255	31	31
TOTALS	RPI 1-25	RPI 26-50	W-L RECORDS	RPI 51-100	RPI 101-150	RPI 150+			
16- 13	0- 0	0- 2	OVERALL	0- 0	0- 1	16- 10			
9- 2	0- 0	0- 0	HOME	0- 0	0- 0	9- 2			
7- 10	0- 0	0- 2	AWAY	0- 0	0- 1	7- 7			
0- 1	0- 0	0- 0	NEUTRAL	0- 0	0- 0	0- 1			
4- 8	0- 0	0- 2	NON-CONFERENCE	0- 0	0- 1	4- 5			
2- 1	0- 0	0- 0	HOME	0- 0	0- 0	2- 1			
2- 7	0- 0	0- 2	AWAY	0- 0	0- 1	2- 4			
0- 0	0- 0	0- 0	NEUTRAL	0- 0	0- 0	0- 0			
12- 5	0- 0	0- 0	CONFERENCE	0- 0	0- 0	12- 5			
7- 1	0- 0	0- 0	HOME	0- 0	0- 0	7- 1			
5- 3	0- 0	0- 0	AWAY	0- 0	0- 0	5- 3			
0- 1	0- 0	0- 0	NEUTRAL	0- 0	0- 0	0- 1			

RPI S	Opponent	Score	RPI S	Opponent	Score	RPI S	Opponent	Score	RPI S	Opponent	Score	Team's RPI: 226
40	A West Virginia	49	95	46	A Michigan	41	109	127	A Cornell	55	67	
								151	A Hampton	67	62	
								154	A Brown	78	83	
								171	A Bethune-Cookman	54	75	
								181	A Robert Morris	42	59	
								183	A Cincinnati	56	66	
								261	A UMES	72	71	
								261	H UMES	71	40	
								274	H Vermont	64	57	
								281	A N.C. A&T	55	63	
								281	H N.C. A&T	69	61	
								281	N N.C. A&T	58	68	
								283	A Norfolk St.	68	60	
								288	H Coppin St.	66	58	
								289	H Mt. St. Mary's	95	62	
								293	H Savannah St.	55	49	
								320	H Ill.-Chicago	63	70	
								321	A NJIT	55	70	
								324	A Florida A&M	51	55	
								324	A St. Francis Brooklyn	78	63	
								324	H Florida A&M	72	58	
								330	H Morgan St.	72	73	
								335	A N.C. Central	73	50	
								335	H N.C. Central	62	48	
								339	A Fairleigh Dickinson	71	68	
								347	A Delaware St.	93	76	
LAST 12 Division I GAMES:												
281	N	N.C. A&T	58	68	330	H	Morgan St.	72	73			
347	A	Delaware St.	93	76	151	A	Hampton	67	62			
261	H	UMES	71	40	171	A	Bethune-Cookman	54	75			
283	A	Norfolk St.	68	60	324	A	Florida A&M	51	55			
335	H	N.C. Central	62	48	348	H	South Carolina St.	75	57			
281	H	N.C. A&T	69	61	293	H	Savannah St.	55	49			

Non-Div I Games:

Howard

■ Loss,
 ■ Non-Conf,
 ■ S Site,
 ■ H Home
 ■ A Away
 N Neutral

RPI	S	Opponent	Score
348	H	South Carolina St.	75 57

H
o
w
a
r
d

H
o
w
a
r
d

Howard

IUPUI				STRENGTH OF SCHEDULE	OPP. STRENGTH OF SCHEDULE	TEAM RPI	ADJ. RPI	CONF. RPI	ADJ CONF. RPI
Average RPI Win:	197	WON-LOST RECORD	WINNING PCT. RANK						
Average RPI Loss:	83		LAST 10 GAMES						
DIV. I ONLY	22- 8	49	8- 2	135	139	63	63	11	11
DIV. I NON-CONF.	8- 3	67	0- 0	123	168	74	74	10	10
<hr/>									
TOTALS	RPI 1-25	RPI 26-50	W-L RECORDS	RPI 51-100	RPI 101-150	RPI 150+			
22- 8	1- 0	2- 1	OVERALL	4- 5	2- 1	13- 1			
11- 2	1- 0	1- 0	HOME	2- 2	1- 0	6- 0			
9- 5	0- 0	0- 1	AWAY	2- 2	1- 1	6- 1			
2- 1	0- 0	1- 0	NEUTRAL	0- 1	0- 0	1- 0			
8- 3	1- 0	0- 0	NON-CONFERENCE	1- 3	1- 0	5- 0			
3- 2	1- 0	0- 0	HOME	0- 2	0- 0	2- 0			
5- 1	0- 0	0- 0	AWAY	1- 1	1- 0	3- 0			
0- 0	0- 0	0- 0	NEUTRAL	0- 0	0- 0	0- 0			
14- 5	0- 0	2- 1	CONFERENCE	3- 2	1- 1	8- 1			
8- 0	0- 0	1- 0	HOME	2- 0	1- 0	4- 0			
4- 4	0- 0	0- 1	AWAY	1- 1	0- 1	3- 1			
2- 1	0- 0	1- 0	NEUTRAL	0- 1	0- 0	1- 0			

RPI 1-25				RPI 26-50				RPI 51-100				Team's RPI: 63		RPI 101+			
RPI	S	Opponent	Score	RPI	S	Opponent	Score	RPI	S	Opponent	Score			RPI	S	Opponent	Score
25	H	Missouri	73 45	38	A	South Dakota St.	49 68	52	H	UNI	62 69			147	A	VCU	71 62
				38	H	South Dakota St.	64 59	57	A	Belmont	72 78			149	A	Omaha	44 64
				38	N	South Dakota St.	65 61	58	A	Purdue	67 62			149	H	Omaha	79 47
								59	A	Western Ill.	76 72			159	A	Oral Roberts	45 54
								59	H	Western Ill.	66 52			159	H	Oral Roberts	53 41
								59	N	Western Ill.	69 77			248	H	Ga. Southern	83 57
								72	H	Ohio	65 71			249	A	Miami (OH)	65 53
								77	A	South Dakota	62 75			251	A	Indiana St.	45 35
								77	H	South Dakota	63 42			282	H	Tennessee Tech	77 63
														305	A	North Dakota St.	76 53
														305	H	North Dakota St.	71 58
														305	N	North Dakota St.	69 56
														310	A	Denver	67 45
														310	H	Denver	71 49
														316	A	Fort Wayne	62 48
														316	H	Fort Wayne	66 55
														320	A	Ill.-Chicago	67 57
LAST 12 Division I GAMES:																	
				59	N	Western Ill.	69 77	38	H	South Dakota St.	64 59						
				38	N	South Dakota St.	65 61	310	A	Denver	67 45						
				305	N	North Dakota St.	69 56	159	A	Oral Roberts	45 54						
				316	H	Fort Wayne	66 55	149	H	Omaha	79 47						
				77	H	South Dakota	63 42	316	A	Fort Wayne	62 48						
				305	A	North Dakota St.	76 53	59	A	Western Ill.	76 72						

Non-Div I Games: Oakland City 95 62 Ind.-Northwest 89 36

IUPUI

■ Loss,
 ■ Non-Conf, S Site,
 ■ Home
 ■ Away
 N Neutral

I
d
a
h
o

I
d
a
h
o

Non-Div I Games: Lewis-Clark St. 85 49 Central Wash. 79 45

Page 133

Average RPI Win: 237	WON-LOST	WINNING	LAST 10	STRENGTH OF	OPP. STRENGTH	TEAM	ADJ.	CONF.	ADJ CONF.
Average RPI Loss: 132	RECORD	PCT. RANK	GAMES	SCHEDULE	OF SCHEDULE	RPI	RPI	RPI	RPI
DIV. I ONLY	18- 14	130	5- 5	201	206	153	153	20	20
DIV. I NON-CONF.	5- 5	165	0- 0	306	85	203	203	18	18
TOTALS	RPI 1-25	RPI 26-50	W-L RECORDS	RPI 51-100	RPI 101-150	RPI 150+			
18- 14	0- 1	0- 1	OVERALL	1- 2	4- 6	13- 4			
9- 3	0- 0	0- 0	HOME	1- 0	1- 3	7- 0			
5- 9	0- 0	0- 0	AWAY	0- 0	2- 1	3- 0			
4- 2	0- 0	0- 1	NEUTRAL	0- 1	1- 0	3- 0			
5- 5	0- 1	0- 1	NON-CONFERENCE	0- 0	0- 1	5- 2			
3- 0	0- 0	0- 0	HOME	0- 0	0- 0	3- 0			
1- 4	0- 1	0- 0	AWAY	0- 0	0- 1	1- 2			
1- 1	0- 0	0- 1	NEUTRAL	0- 0	0- 0	1- 0			
13- 9	0- 0	0- 0	CONFERENCE	1- 2	4- 5	8- 2			
6- 3	0- 0	0- 0	HOME	1- 0	1- 3	4- 0			
4- 5	0- 0	0- 0	AWAY	0- 1	2- 2	2- 2			
3- 1	0- 0	0- 0	NEUTRAL	0- 1	1- 0	2- 0			

RPI 1-25				RPI 26-50				RPI 51-100				RPI 101+ Team's RPI: 153			
RPI	S	Opponent	Score	RPI	S	Opponent	Score	RPI	S	Opponent	Score	RPI	S	Opponent	Score
4	A	Oregon St.	38 61	41	N	James Madison	53 83	65	A	Montana St.	67 73	110	A	Colorado	56 85
								65	H	Montana St.	67 59	129	A	Northern Colo.	68 58
								65	N	Montana St.	56 62	129	H	Northern Colo.	62 77
												129	N	Northern Colo.	60 59
												131	A	North Dakota	56 63
												131	H	North Dakota	62 65
												134	A	Eastern Wash.	41 58
												134	H	Eastern Wash.	58 61
												150	A	Idaho	67 60
												150	H	Idaho	80 69
												158	A	Santa Clara	78 82
												189	A	Utah St.	56 69
												210	A	Wisconsin	42 35
												214	H	Portland St.	53 47
												214	N	Portland St.	54 50
												239	A	Weber St.	43 50
												239	H	Weber St.	57 52
												277	N	Davidson	70 58
												286	H	Sacramento St.	79 60
												291	A	Southern Utah	71 68
												295	A	Northern Ariz.	64 51
												310	H	Denver	65 64
												323	A	Montana	53 68
												323	H	Montana	61 43
												323	N	Montana	63 53
												328	H	UC Irvine	65 54
LAST 12 Division I GAMES:															
				65	N	Montana St.	56 62	134	H	Eastern Wash.	58 61				
				214	N	Portland St.	54 50	150	H	Idaho	80 69				
				129	N	Northern Colo.	60 59	129	A	Northern Colo.	68 58				
				323	N	Montana	63 53	131	A	North Dakota	56 63				
				323	A	Montana	53 68	286	H	Sacramento St.	79 60				
				65	A	Montana St.	67 73	214	H	Portland St.	53 47				

Non-Div I Games: Montana Tech 77 55

Idaho St.

■ Loss,
 ■ Non-Conf, S Site,
 ■ Home
 ■ Away
 N Neutral

RPI S Opponent Score

RPI	S	Opponent	Score
332	H	Utah Valley	61 56

I
d
a
h
o
s
t
.

I
d
a
h
o
s
t
.

Idaho St.

Ill.-Chicago

Through Games Of March 12, 2017

Average RPI Win:	239	WON-LOST	WINNING	LAST 10	STRENGTH OF	OPP. STRENGTH	TEAM	ADJ.	CONF.	ADJ CONF.
Average RPI Loss:	169	RECORD	PCT. RANK	GAMES	SCHEDULE	OF SCHEDULE	RPI	RPI	RPI	RPI
DIV. I ONLY	4- 25	333	2- 8	161	237	320	320	18	18	
DIV. I NON-CONF.	1- 8	314	0- 0	131	177	288	288	21	21	
TOTALS	RPI 1-25	RPI 26-50	W-L RECORDS	RPI 51-100	RPI 101-150	RPI 150+				
4- 25	0- 0	0- 4	OVERALL	0- 3	1- 6	3- 12				
2- 11	0- 0	0- 1	HOME	0- 1	1- 2	1- 7				
1- 13	0- 0	0- 3	AWAY	0- 2	0- 3	1- 5				
1- 1	0- 0	0- 0	NEUTRAL	0- 0	0- 1	1- 0				
1- 8	0- 0	0- 2	NON-CONFERENCE	0- 3	0- 0	1- 3				
0- 4	0- 0	0- 0	HOME	0- 1	0- 0	0- 3				
1- 4	0- 0	0- 2	AWAY	0- 2	0- 0	1- 0				
0- 0	0- 0	0- 0	NEUTRAL	0- 0	0- 0	0- 0				
3- 17	0- 0	0- 2	CONFERENCE	0- 0	1- 6	2- 9				
2- 7	0- 0	0- 1	HOME	0- 0	1- 2	1- 4				
0- 9	0- 0	0- 1	AWAY	0- 0	0- 3	0- 5				
1- 1	0- 0	0- 0	NEUTRAL	0- 0	0- 1	1- 0				

RPI 1-25				RPI 26-50				RPI 51-100				RPI 101+				Team's RPI: 320	
RPI	S	Opponent	Score	RPI	S	Opponent	Score	RPI	S	Opponent	Score	RPI	S	Opponent	Score		
				28	A	Green Bay	31 65	53	A	Virginia	39 76	142	A	Detroit Mercy	76 98		
				28	H	Green Bay	65 79	63	H	IUPUI	57 67	142	H	Detroit Mercy	63 62		
				43	A	Central Mich.	55 77	69	A	Northwestern	44 88	143	A	Wright St.	51 62		
				44	A	Toledo	51 79					143	H	Wright St.	54 73		
												143	N	Wright St.	52 79		
												145	A	Milwaukee	55 83		
												145	H	Milwaukee	65 88		
												156	A	Oakland	58 81		
												156	H	Oakland	50 78		
												180	A	Cleveland St.	59 77		
												180	H	Cleveland St.	59 63		
												226	A	Howard	70 63		
												232	H	Bradley	56 65		
												290	A	Valparaiso	63 72		
												290	H	Valparaiso	74 60		
												296	A	Northern Ky.	49 66		
												296	H	Northern Ky.	37 58		
												296	N	Northern Ky.	72 60		
												303	H	Illinois St.	52 59		
												316	H	Fort Wayne	55 61		
												319	A	Youngstown St.	54 70		
												319	H	Youngstown St.	59 65		
LAST 12 Division I GAMES:																	
				143	N	Wright St.	52 79	143	A	Wright St.	51 62						
				296	N	Northern Ky.	72 60	296	A	Northern Ky.	49 66						
				290	A	Valparaiso	63 72	319	H	Youngstown St.	59 65						
				28	A	Green Bay	31 65	180	H	Cleveland St.	59 63						
				156	H	Oakland	50 78	290	H	Valparaiso	74 60						
				142	H	Detroit Mercy	63 62	296	H	Northern Ky.	37 58						

Non-Div I Games: Lake Forest 84 48 Robert Morris (IL) 106 58

Ill.-Chicago

Loss, Non-Conf, S Site, H Home A Away N Neutral

Illinois

Through Games Of March 12, 2017

Average RPI Win:	202	WON-LOST	WINNING	LAST 10	STRENGTH OF	OPP. STRENGTH	TEAM	ADJ.	CONF.	ADJ CONF.
Average RPI Loss:	79	RECORD	PCT. RANK	GAMES	SCHEDULE	OF SCHEDULE	RPI	RPI	RPI	RPI
DIV. I ONLY	9- 22	285	1- 9	55	81	208	208	6	6	
DIV. I NON-CONF.	5- 8	218	0- 0	83	249	213	213	6	6	
TOTALS	RPI 1-25	RPI 26-50	W-L RECORDS	RPI 51-100	RPI 101-150	RPI 150+				
9- 22	0- 2	0- 4	OVERALL	2- 13	1- 0	6- 3				
8- 9	0- 1	0- 1	HOME	2- 5	1- 0	5- 2				
0- 12	0- 1	0- 3	AWAY	0- 7	0- 0	0- 1				
1- 1	0- 0	0- 0	NEUTRAL	0- 1	0- 0	1- 0				
5- 8	0- 0	0- 1	NON-CONFERENCE	1- 5	1- 0	3- 2				
5- 4	0- 0	0- 0	HOME	1- 2	1- 0	3- 2				
0- 4	0- 0	0- 1	AWAY	0- 3	0- 0	0- 0				
0- 0	0- 0	0- 0	NEUTRAL	0- 0	0- 0	0- 0				
4- 14	0- 2	0- 3	CONFERENCE	1- 8	0- 0	3- 1				
3- 5	0- 1	0- 1	HOME	1- 3	0- 0	2- 0				
0- 8	0- 1	0- 2	AWAY	0- 4	0- 0	0- 1				
1- 1	0- 0	0- 0	NEUTRAL	0- 1	0- 0	1- 0				

RPI S	Opponent	Score	RPI S	Opponent	Score	RPI S	Opponent	Score	RPI S	Opponent	Score	Team's RPI: 208
16	A Maryland	59 84	27	A Ohio St.	64 88	51	H Indiana	60 74	143	H Wright St.	76 72	
16	H Maryland	49 94	42	A Michigan St.	47 71	54	A George Washington	56 72	167	H Memphis	54 64	
			43	A Central Mich.	51 82	58	H Purdue	64 72	196	H Nebraska	79 59	
			46	H Michigan	70 86	58	N Purdue	58 72	196	N Nebraska	79 70	
						64	A Iowa	58 78	210	A Wisconsin	55 59	
						64	H Iowa	70 65	224	H Rutgers	78 41	
						69	A Northwestern	53 66	250	H Marshall	53 55	
						72	A Ohio	68 80	287	H Ark.-Pine Bluff	70 58	
						73	A Minnesota	50 78	315	H USC Upstate	77 57	
						77	A South Dakota	68 77	316	H Fort Wayne	56 33	
						80	H FGCU	82 73				
						87	A Penn St.	66 82				
						87	H Penn St.	62 80				
						88	H Wake Forest	70 79				
						93	H Mercer	33 51				
LAST 12 Division I GAMES:												
58	N Purdue	58 72	16	A Maryland	59 84							
196	N Nebraska	79 70	58	H Purdue	64 72							
51	H Indiana	60 74	46	H Michigan	70 86							
210	A Wisconsin	55 59	87	A Penn St.	66 82							
69	A Northwestern	53 66	16	H Maryland	49 94							
87	H Penn St.	62 80	27	A Ohio St.	64 88							

Non-Div I Games:

Illinois

Loss, Non-Conf, S Site, H Home A Away N Neutral

Average RPI Win:	265	WON-LOST	WINNING	LAST 10	STRENGTH OF	OPP. STRENGTH	TEAM	ADJ.	CONF.	ADJ CONF.
Average RPI Loss:	147	RECORD	PCT. RANK	GAMES	SCHEDULE	OF SCHEDULE	RPI	RPI	RPI	RPI
DIV. I ONLY	8- 23	305	3- 7	216	180	303	303	16	16	
DIV. I NON-CONF.	3- 8	262	0- 0	244	185	301	301	14	14	
TOTALS	RPI 1-25	RPI 26-50	W-L RECORDS	RPI 51-100	RPI 101-150	RPI 150+				
8- 23	0- 0	0- 4	OVERALL	0- 4	0- 2	8- 13				
6- 9	0- 0	0- 1	HOME	0- 1	0- 2	6- 5				
1- 13	0- 0	0- 2	AWAY	0- 3	0- 0	1- 8				
1- 1	0- 0	0- 1	NEUTRAL	0- 0	0- 0	1- 0				
3- 8	0- 0	0- 1	NON-CONFERENCE	0- 2	0- 2	3- 3				
2- 4	0- 0	0- 0	HOME	0- 0	0- 2	2- 2				
1- 4	0- 0	0- 1	AWAY	0- 2	0- 0	1- 1				
0- 0	0- 0	0- 0	NEUTRAL	0- 0	0- 0	0- 0				
5- 15	0- 0	0- 3	CONFERENCE	0- 2	0- 0	5- 10				
4- 5	0- 0	0- 1	HOME	0- 1	0- 0	4- 3				
0- 9	0- 0	0- 1	AWAY	0- 1	0- 0	0- 7				
1- 1	0- 0	0- 1	NEUTRAL	0- 0	0- 0	1- 0				

RPI S	Opponent	Score	RPI S	Opponent	Score	RPI S	Opponent	Score	RPI S	Opponent	Score	Team's RPI: 303
26	A Drake	49 101	26	H Drake	36 87	52	A UNI	51 82	133	H Yale	45 59	
26	H Drake	36 87	26	N Drake	40 64	52	H UNI	40 78	145	H Milwaukee	60 68	
26	N Drake	40 64	34	A Arizona St.	40 76	59	A Western Ill.	50 80	166	A Missouri St.	60 65	
						75	A Northern Ill.	66 108	166	H Missouri St.	44 77	
									173	A Wichita St.	45 67	
									173	H Wichita St.	54 50	
									178	A Southern Ill.	48 57	
									178	H Southern Ill.	56 63	
									193	H George Mason	46 72	
									206	A SIUE	80 92	
									210	H Wisconsin	46 64	
									225	A Evansville	56 60	
									225	H Evansville	71 58	
									232	A Bradley	59 70	
									232	H Bradley	71 63	
									251	A Indiana St.	49 63	
									251	H Indiana St.	47 65	
									251	N Indiana St.	51 44	
									290	H Valparaiso	77 56	
									300	H Eastern Ill.	60 49	
									320	A Ill.-Chicago	59 52	
									326	A Loyola Chicago	61 64	
									326	H Loyola Chicago	63 51	
LAST 12 Division I GAMES:												
26	N Drake	40 64	173	H Wichita St.	54 50							
251	N Indiana St.	51 44	52	A UNI	51 82							
232	A Bradley	59 70	26	A Drake	49 101							
225	A Evansville	56 60	326	H Loyola Chicago	63 51							
178	A Southern Ill.	48 57	251	H Indiana St.	47 65							
166	H Missouri St.	44 77	178	H Southern Ill.	56 63							

Non-Div I Games:

Illinois St.

Incarnate Word

Through Games Of March 12, 2017

Average RPI Win:	314	WON-LOST	WINNING	LAST 10	STRENGTH OF	OPP. STRENGTH	TEAM	ADJ.	CONF.	ADJ CONF.
Average RPI Loss:	204	RECORD	PCT. RANK	GAMES	SCHEDULE	OF SCHEDULE	RPI	RPI	RPI	RPI
DIV. I ONLY	7- 20	302	4- 6	337	282	333	333	27	27	
DIV. I NON-CONF.	0- 9	335	0- 0	330	228	348	348	27	27	
TOTALS	RPI 1-25	RPI 26-50	W-L RECORDS	RPI 51-100	RPI 101-150	RPI 150+				
7- 20	0- 0	0- 0	OVERALL	0- 2	0- 3	7- 15				
5- 6	0- 0	0- 0	HOME	0- 1	0- 1	5- 4				
2- 12	0- 0	0- 0	AWAY	0- 0	0- 0	2- 0				
0- 2	0- 0	0- 0	NEUTRAL	0- 0	0- 0	0- 2				
0- 9	0- 0	0- 0	NON-CONFERENCE	0- 0	0- 0	0- 9				
0- 2	0- 0	0- 0	HOME	0- 0	0- 0	0- 2				
0- 5	0- 0	0- 0	AWAY	0- 0	0- 0	0- 5				
0- 2	0- 0	0- 0	NEUTRAL	0- 0	0- 0	0- 2				
7- 11	0- 0	0- 0	CONFERENCE	0- 2	0- 3	7- 6				
5- 4	0- 0	0- 0	HOME	0- 1	0- 1	5- 2				
2- 7	0- 0	0- 0	AWAY	0- 1	0- 2	2- 4				
0- 0	0- 0	0- 0	NEUTRAL	0- 0	0- 0	0- 0				

RPI 1-25				RPI 26-50				RPI 51-100				RPI 101+				Team's RPI: 333	
RPI	S	Opponent	Score	RPI	S	Opponent	Score	RPI	S	Opponent	Score	RPI	S	Opponent	Score		
								82	A	Central Ark.	50	63	108	A	Abilene Christian	45	68
								89	H	SFA	75	94	108	H	Abilene Christian	66	75
													135	A	Lamar University	54	83
													157	H	Rice	43	60
													164	A	TCU	40	88
													168	A	Texas St.	50	67
													173	A	Wichita St.	63	73
													186	A	North Texas	61	84
													189	N	Utah St.	46	79
													236	A	New Orleans	58	84
													236	H	New Orleans	67	71
													264	N	Murray St.	68	72
													266	A	A&M-Corpus Christi	65	68
													266	H	A&M-Corpus Christi	63	56
													280	A	McNeese	61	78
													284	H	Eastern Mich.	47	66
													297	A	Nicholls St.	78	52
													297	H	Nicholls St.	69	63
													304	H	Northwestern St.	74	76
													323	A	Montana	56	61
													329	A	Southeastern La.	85	76
													329	H	Southeastern La.	96	56
													337	A	Houston Baptist	51	68
													337	H	Houston Baptist	69	54
													340	H	Sam Houston St.	82	55
LAST 12 Division I GAMES:																	
				266	A	A&M-Corpus Christi	65	68					236	A	New Orleans	58	84
				108	A	Abilene Christian	45	68					337	H	Houston Baptist	69	54
				297	H	Nicholls St.	69	63					82	A	Central Ark.	50	63
				340	H	Sam Houston St.	82	55					108	H	Abilene Christian	66	75
				266	H	A&M-Corpus Christi	63	56					89	H	SFA	75	94
				280	A	McNeese	61	78					329	H	Southeastern La.	96	56

Non-Div I Games: LSU-Alexandria 106 79 Tex. A&M-Kingsville 79 66

Incarnate Word

Loss, Non-Conf, S Site, H Home A Away N Neutral

Indiana

Through Games Of March 12, 2017

Average RPI Win:	157	WON-LOST	WINNING	LAST 10	STRENGTH OF	OPP. STRENGTH	TEAM	ADJ.	CONF.	ADJ CONF.
Average RPI Loss:	57	RECORD	PCT. RANK	GAMES	SCHEDULE	OF SCHEDULE	RPI	RPI	RPI	RPI
DIV. I ONLY	20- 10	86	6- 4	80	72	51	51	6	6	
DIV. I NON-CONF.	10- 3	54	0- 0	205	100	63	63	6	6	
TOTALS	RPI 1-25	RPI 26-50	W-L RECORDS	RPI 51-100	RPI 101-150	RPI 150+				
20- 10	0- 1	1- 6	OVERALL	8- 2	1- 0	10- 1				
12- 2	0- 1	1- 1	HOME	5- 0	1- 0	5- 0				
6- 7	0- 0	0- 5	AWAY	2- 1	0- 0	4- 1				
2- 1	0- 0	0- 0	NEUTRAL	1- 1	0- 0	1- 0				
10- 3	0- 0	0- 3	NON-CONFERENCE	2- 0	1- 0	7- 0				
6- 0	0- 0	0- 0	HOME	0- 0	1- 0	5- 0				
2- 3	0- 0	0- 3	AWAY	1- 0	0- 0	1- 0				
2- 0	0- 0	0- 0	NEUTRAL	1- 0	0- 0	1- 0				
10- 7	0- 1	1- 3	CONFERENCE	6- 2	0- 0	3- 1				
6- 2	0- 1	1- 1	HOME	5- 0	0- 0	0- 0				
4- 4	0- 0	0- 2	AWAY	1- 1	0- 0	3- 1				
0- 1	0- 0	0- 0	NEUTRAL	0- 1	0- 0	0- 0				

RPI 1-25				RPI 26-50				RPI 51-100				RPI 101+			
RPI	S	Opponent	Score	RPI	S	Opponent	Score	RPI	S	Opponent	Score	RPI	S	Opponent	Score
16	H	Maryland	56 92	27	H	Ohio St.	82 92	58	H	Purdue	74 60	115	H	Vanderbilt	94 61
				35	A	Western Ky.	74 85	58	N	Purdue	60 66	156	H	Oakland	84 59
				39	A	North Carolina St.	70 84	64	H	Iowa	80 77	186	A	North Texas	94 64
				42	A	Michigan St.	60 69	68	A	Chattanooga	79 76	196	A	Nebraska	64 67
				45	A	Auburn	67 71	69	A	Northwestern	67 80	208	A	Illinois	74 60
				46	A	Michigan	74 78	69	H	Northwestern	66 38	210	A	Wisconsin	78 54
				46	H	Michigan	72 61	73	H	Minnesota	78 62	222	H	Presbyterian	71 37
								84	N	Florida	102 88	224	A	Rutgers	63 52
								87	A	Penn St.	89 70	258	N	Stony Brook	74 60
								87	H	Penn St.	72 66	290	H	Valparaiso	87 58
												296	H	Northern Ky.	100 49
												343	H	UMass Lowell	79 45
LAST 12 Division I GAMES:															
				58	N	Purdue	60 66	224	A	Rutgers	63 52				
				208	A	Illinois	74 60	16	H	Maryland	56 92				
				64	H	Iowa	80 77	42	A	Michigan St.	60 69				
				196	A	Nebraska	64 67	210	A	Wisconsin	78 54				
				46	H	Michigan	72 61	87	H	Penn St.	72 66				
				69	H	Northwestern	66 38	58	H	Purdue	74 60				

Non-Div I Games:

Indiana

■ Loss,
 ■ Non-Conf, S Site,
 ■ Home
 ■ Away
 N Neutral

Indiana St.

Through Games Of March 12, 2017

Average RPI Win:	245	WON-LOST	WINNING	LAST 10	STRENGTH OF	OPP. STRENGTH	TEAM	ADJ.	CONF.	ADJ CONF.
Average RPI Loss:	157	RECORD	PCT. RANK	GAMES	SCHEDULE	OF SCHEDULE	RPI	RPI	RPI	RPI
DIV. I ONLY	12- 18	224	2- 8	306	157	251	251	16	16	
DIV. I NON-CONF.	6- 5	148	0- 0	301	140	175	175	14	14	
TOTALS	RPI 1-25	RPI 26-50	W-L RECORDS	RPI 51-100	RPI 101-150	RPI 150+				
12- 18	0- 1	0- 2	OVERALL	1- 3	1- 1	10- 11				
5- 7	0- 0	0- 1	HOME	0- 2	1- 0	4- 4				
7- 10	0- 1	0- 1	AWAY	1- 1	0- 1	6- 6				
0- 1	0- 0	0- 0	NEUTRAL	0- 0	0- 0	0- 1				
6- 5	0- 1	0- 0	NON-CONFERENCE	1- 1	1- 1	4- 2				
2- 1	0- 0	0- 0	HOME	0- 1	1- 0	1- 0				
4- 4	0- 1	0- 0	AWAY	1- 0	0- 1	3- 2				
0- 0	0- 0	0- 0	NEUTRAL	0- 0	0- 0	0- 0				
6- 13	0- 0	0- 2	CONFERENCE	0- 2	0- 0	6- 9				
3- 6	0- 0	0- 1	HOME	0- 1	0- 0	3- 4				
3- 6	0- 0	0- 1	AWAY	0- 1	0- 0	3- 4				
0- 1	0- 0	0- 0	NEUTRAL	0- 0	0- 0	0- 1				

RPI	S	Opponent	Score	RPI	S	Opponent	Score	RPI	S	Opponent	Score	RPI	S	Opponent	Score	Team's RPI: 251
25	A	Missouri	48 77	26	A	Drake	62 76	52	A	UNI	47 59	144	H	Tulsa	72 68	
				26	H	Drake	45 64	52	H	UNI	59 61	149	A	Omaha	45 72	
								63	H	IUPUI	35 45	166	A	Missouri St.	63 73	
								94	A	Saint Louis	70 67	166	H	Missouri St.	46 49	
												173	A	Wichita St.	43 67	
												173	H	Wichita St.	42 56	
												178	A	Southern Ill.	68 53	
												178	H	Southern Ill.	66 70	
												183	A	Cincinnati	63 55	
												225	A	Evansville	41 57	
												225	H	Evansville	44 52	
												232	A	Bradley	41 54	
												232	H	Bradley	58 51	
												249	A	Miami (OH)	62 54	
												259	A	Butler	48 66	
												296	H	Northern Ky.	58 38	
												300	A	Eastern Ill.	88 61	
												303	A	Illinois St.	65 47	
												303	H	Illinois St.	63 49	
												303	N	Illinois St.	44 51	
												326	A	Loyola Chicago	48 38	
												326	H	Loyola Chicago	53 32	
												338	A	Fla. Atlantic	67 70	
LAST 12 Division I GAMES:																
		303 N Illinois St.	44 51			26 H Drake	45 64									
		225 H Evansville	44 52			326 H Loyola Chicago	53 32									
		178 H Southern Ill.	66 70			232 A Bradley	41 54									
		173 A Wichita St.	43 67			303 A Illinois St.	65 47									
		166 A Missouri St.	63 73			166 H Missouri St.	46 49									
		52 H UNI	59 61			173 H Wichita St.	42 56									

Non-Div I Games:

Indiana St.

■ Loss,
 ■ Non-Conf, S Site,
 ■ Home
 ■ Away
 N Neutral

Average RPI Win: 224	WON-LOST	WINNING	LAST 10	STRENGTH OF	OPP. STRENGTH	TEAM	ADJ.	CONF.	ADJ CONF.
Average RPI Loss: 136	RECORD	PCT. RANK	GAMES	SCHEDULE	OF SCHEDULE	RPI	RPI	RPI	RPI
DIV. I ONLY	18- 13	120	5- 5	189	202	148	148	19	19
DIV. I NON-CONF.	5- 4	143	0- 0	136	203	137	137	17	17
TOTALS	RPI 1-25	RPI 26-50	W-L RECORDS	RPI 51-100	RPI 101-150	RPI 150+			
18- 13	0- 0	1- 2	OVERALL	0- 1	3- 4	14- 6			
11- 4	0- 0	1- 0	HOME	0- 0	2- 2	8- 2			
7- 8	0- 0	0- 1	AWAY	0- 1	1- 2	6- 4			
0- 1	0- 0	0- 1	NEUTRAL	0- 0	0- 0	0- 0			
5- 4	0- 0	0- 0	NON-CONFERENCE	0- 1	3- 2	2- 1			
4- 1	0- 0	0- 0	HOME	0- 0	2- 1	2- 0			
1- 3	0- 0	0- 0	AWAY	0- 1	1- 1	0- 1			
0- 0	0- 0	0- 0	NEUTRAL	0- 0	0- 0	0- 0			
13- 9	0- 0	1- 2	CONFERENCE	0- 0	0- 2	12- 5			
7- 3	0- 0	1- 0	HOME	0- 0	0- 1	6- 2			
6- 5	0- 0	0- 1	AWAY	0- 0	0- 1	6- 3			
0- 1	0- 0	0- 1	NEUTRAL	0- 0	0- 0	0- 0			

RPI 1-25			RPI 26-50			RPI 51-100			RPI 101+			Team's RPI: 148			
RPI	S	Opponent	Score	RPI	S	Opponent	Score	RPI	S	Opponent	Score	RPI	S	Opponent	Score
				32	A	Quinnipiac	45 53	87	A	Penn St.	67 80	109	A	Rider	65 85
				32	H	Quinnipiac	58 44					109	H	Rider	36 52
				32	N	Quinnipiac	59 64					116	H	Saint Joseph's	58 57
												119	H	Fordham	55 46
												122	A	Navy	68 73
												124	H	Duquesne	58 61
												147	A	VCU	59 57
												165	A	Fairfield	59 68
												165	H	Fairfield	65 55
												177	A	Siena	53 57
												177	A	Siena	67 47
												177	H	Siena	46 58
												186	A	North Texas	55 66
												218	A	Monmouth	65 75
												218	H	Monmouth	60 54
												231	A	Marist	48 37
												231	H	Marist	62 68
												254	A	Canisius	58 45
												254	H	Canisius	55 52
												258	H	Stony Brook	57 46
												265	A	Niagara	65 55
												265	H	Niagara	68 61
												279	A	Manhattan	76 62
												279	H	Manhattan	70 53
												324	H	St. Francis Brooklyn	62 46
												327	A	Saint Peter's	66 58
LAST 12 Division I GAMES:															
				32	N	Quinnipiac	59 64	218	A	Monmouth	65 75				
				177	A	Siena	67 47	109	H	Rider	36 52				
				177	A	Siena	53 57	254	A	Canisius	58 45				
				327	H	Saint Peter's	51 50	265	A	Niagara	65 55				
				165	H	Fairfield	65 55	32	H	Quinnipiac	58 44				
				32	A	Quinnipiac	45 53	231	A	Marist	48 37				

Non-Div I Games:

Iona

■ Loss,
 ■ Non-Conf,
 ■ S Site,
 ■ Home
 ■ A Away
 N Neutral

I
o
n
a

RPI S Opponent Iona Score

Through Games Of March 12, 2017

RPI	S	Opponent	Score
327	H	Saint Peter's	51 50

I
o
n
a

Iona

Average RPI Win:	143	WON-LOST	WINNING	LAST 10	STRENGTH OF	OPP. STRENGTH	TEAM	ADJ.	CONF.	ADJ CONF.
Average RPI Loss:	50	RECORD	PCT. RANK	GAMES	SCHEDULE	OF SCHEDULE	RPI	RPI	RPI	RPI
DIV. I ONLY	17- 13	123	4- 6	21	68	64	64	6	6	
DIV. I NON-CONF.	9- 4	85	0- 0	3	65	25	25	6	6	
TOTALS	RPI 1-25	RPI 26-50	W-L RECORDS	RPI 51-100	RPI 101-150	RPI 150+				
17- 13	0- 4	2- 4	OVERALL	5- 4	1- 0	9- 1				
14- 3	0- 2	1- 1	HOME	5- 0	0- 0	8- 0				
2- 8	0- 1	0- 3	AWAY	0- 3	1- 0	1- 1				
1- 2	0- 1	1- 0	NEUTRAL	0- 1	0- 0	0- 0				
9- 4	0- 2	1- 2	NON-CONFERENCE	3- 0	1- 0	4- 0				
7- 2	0- 1	0- 1	HOME	3- 0	0- 0	4- 0				
1- 1	0- 0	0- 1	AWAY	0- 0	1- 0	0- 0				
1- 1	0- 1	1- 0	NEUTRAL	0- 0	0- 0	0- 0				
8- 9	0- 2	1- 2	CONFERENCE	2- 4	0- 0	5- 1				
7- 1	0- 1	1- 0	HOME	2- 0	0- 0	4- 0				
1- 7	0- 1	0- 2	AWAY	0- 3	0- 0	1- 1				
0- 1	0- 0	0- 0	NEUTRAL	0- 1	0- 0	0- 0				

RPI	S	Opponent	Score	RPI	S	Opponent	Score	RPI	S	Opponent	Score	RPI	S	Opponent	Score
2	H	Notre Dame	58 73	26	A	Drake	76 81	51	A	Indiana	77 80	131	A	North Dakota	75 60
9	N	UCLA	65 78	27	A	Ohio St.	81 88	52	H	UNI	88 39	151	H	Hampton	84 51
16	A	Maryland	81 100	38	H	South Dakota St.	64 66	58	A	Purdue	52 72	159	H	Oral Roberts	96 76
16	H	Maryland	82 98	41	N	James Madison	90 75	60	H	Iowa St.	88 76	181	H	Robert Morris	81 60
				42	H	Michigan St.	87 83	69	H	Northwestern	78 59	196	H	Nebraska	75 72
				46	A	Michigan	70 72	69	N	Northwestern	73 78	208	A	Illinois	65 70
								73	H	Minnesota	80 65	208	H	Illinois	78 58
								87	A	Penn St.	58 71	210	H	Wisconsin	71 60
								96	H	Kent St.	83 48	224	A	Rutgers	71 59
												224	H	Rutgers	71 57
												311	H	Massachusetts	71 30
LAST 12 Division I GAMES:															
69	N	Northwestern	73 78	42	H	Michigan St.	87 83								
210	H	Wisconsin	71 60	46	A	Michigan	70 72								
51	A	Indiana	77 80	224	H	Rutgers	71 57								
58	A	Purdue	52 72	16	A	Maryland	81 100								
69	H	Northwestern	78 59	73	H	Minnesota	80 65								
27	A	Ohio St.	81 88	224	A	Rutgers	71 59								

Non-Div I Games:

Iowa

Average RPI Win: 144		WON-LOST	WINNING	LAST 10	STRENGTH OF		OPP. STRENGTH	TEAM	ADJ.	CONF.	ADJ CONF.
Average RPI Loss: 44		RECORD	PCT. RANK	GAMES	SCHEDULE		OF SCHEDULE	RPI	RPI	RPI	RPI
DIV. I ONLY		18- 12	114	7- 3	37		37	60	60	4	4
DIV. I NON-CONF.		9- 2	37	0- 0	92		210	61	61	3	3
<hr/>											
TOTALS	RPI 1-25	RPI 26-50		W-L RECORDS		RPI 51-100		RPI 101-150		RPI 150+	
18- 12	2- 8	3- 0		OVERALL		3- 2		1- 1		9- 1	
15- 4	1- 4	2- 0		HOME		3- 0		1- 0		8- 0	
3- 7	1- 3	1- 0		AWAY		0- 2		0- 1		1- 1	
0- 1	0- 1	0- 0		NEUTRAL		0- 0		0- 0		0- 0	
9- 2	0- 1	1- 0		NON-CONFERENCE		2- 1		0- 0		6- 0	
9- 1	0- 1	1- 0		HOME		2- 0		0- 0		6- 0	
0- 1	0- 0	0- 0		AWAY		0- 1		0- 0		0- 0	
0- 0	0- 0	0- 0		NEUTRAL		0- 0		0- 0		0- 0	
9- 10	2- 7	2- 0		CONFERENCE		1- 1		1- 1		3- 1	
6- 3	1- 3	1- 0		HOME		1- 0		1- 0		2- 0	
3- 6	1- 3	1- 0		AWAY		0- 1		0- 1		1- 1	
0- 1	0- 1	0- 0		NEUTRAL		0- 0		0- 0		0- 0	

RPI S	Opponent	Score	RPI S	Opponent	Score	RPI S	Opponent	Score	RPI S	Opponent	Score
5	H Mississippi St.	81 85	26	H Drake	75 67	52	H UNI	76 68	104	A Texas Tech	66 75
7	A Baylor	42 68	40	A West Virginia	80 55	64	A Iowa	76 88	104	H Texas Tech	79 68
7	H Baylor	52 83	40	H West Virginia	68 53	75	H Northern Ill.	97 89	164	A TCU	75 80
13	A Texas	70 66				81	A Oklahoma St.	59 71	164	H TCU	72 69
13	H Texas	68 75				81	H Oklahoma St.	61 48	190	A Kansas	90 75
20	A Oklahoma	63 78							190	H Kansas	87 58
20	H Oklahoma	57 67							200	H UC Santa Barbara	77 60
24	A Kansas St.	68 80							202	H Sacred Heart	76 56
24	H Kansas St.	75 69							236	H New Orleans	100 63
24	N Kansas St.	67 74							293	H Savannah St.	74 51
									317	H Arkansas St.	105 53
									347	H Delaware St.	88 57
LAST 12 Division I GAMES:											
24	N Kansas St.	67 74	24	A Kansas St.	68 80						
81	H Oklahoma St.	61 48	40	A West Virginia	80 55						
13	A Texas	70 66	7	H Baylor	52 83						
190	A Kansas	90 75	164	H TCU	72 69						
40	H West Virginia	68 53	20	A Oklahoma	63 78						
104	H Texas Tech	79 68	24	H Kansas St.	75 69						

Non-Div I Games:

Iowa St.

■ Loss,
 ■ Non-Conf, S Site,
 ■ Home
 ■ Away
 N Neutral

Average RPI Win:	293	WON-LOST	WINNING	LAST 10	STRENGTH OF	OPP. STRENGTH	TEAM	ADJ.	CONF.	ADJ CONF.
Average RPI Loss:	247	RECORD	PCT. RANK	GAMES	SCHEDULE	OF SCHEDULE	RPI	RPI	RPI	RPI
DIV. I ONLY	8- 16	262	5- 5	349	342	334	334	30	30	
DIV. I NON-CONF.	2- 4	230	0- 0	346	340	331	331	30	30	
TOTALS	RPI 1-25	RPI 26-50	W-L RECORDS	RPI 51-100	RPI 101-150	RPI 150+				
8- 16	0- 0	0- 0	OVERALL	0- 0	0- 1	8- 15				
4- 6	0- 0	0- 0	HOME	0- 0	0- 0	4- 6				
3- 10	0- 0	0- 0	AWAY	0- 0	0- 0	3- 3				
1- 0	0- 0	0- 0	NEUTRAL	0- 0	0- 0	1- 0				
2- 4	0- 0	0- 0	NON-CONFERENCE	0- 0	0- 1	2- 3				
1- 0	0- 0	0- 0	HOME	0- 0	0- 0	1- 0				
0- 4	0- 0	0- 0	AWAY	0- 0	0- 1	0- 3				
1- 0	0- 0	0- 0	NEUTRAL	0- 0	0- 0	1- 0				
6- 12	0- 0	0- 0	CONFERENCE	0- 0	0- 0	6- 12				
3- 6	0- 0	0- 0	HOME	0- 0	0- 0	3- 6				
3- 6	0- 0	0- 0	AWAY	0- 0	0- 0	3- 6				
0- 0	0- 0	0- 0	NEUTRAL	0- 0	0- 0	0- 0				

RPI 1-25				RPI 26-50				RPI 51-100				RPI 101+			
RPI	S	Opponent	Score	RPI	S	Opponent	Score	RPI	S	Opponent	Score	RPI	S	Opponent	Score
												120	A	Ole Miss	41 89
												169	A	Texas Southern	52 62
												169	H	Texas Southern	63 66
												201	A	Grambling	85 90
												201	H	Grambling	57 60
												209	A	Alabama St.	64 73
												209	H	Alabama St.	68 62
												230	A	Southern U.	61 80
												230	H	Southern U.	56 85
												242	N	Saint Francis (PA)	88 84
												268	A	Prairie View	63 73
												268	H	Prairie View	74 60
												287	A	Ark.-Pine Bluff	80 56
												287	H	Ark.-Pine Bluff	71 78
												297	A	Nicholls St.	76 83
												304	A	Northwestern St.	65 83
												307	A	Alcorn	51 74
												307	H	Alcorn	53 70
												313	A	Mississippi Val.	63 60
												313	H	Mississippi Val.	57 62
												329	H	Southeastern La.	83 66
												338	A	Fla. Atlantic	58 67
												349	A	Alabama A&M	64 54
												349	H	Alabama A&M	58 49
				LAST 12 Division I GAMES:											
				209	H	Alabama St.	68 62	268	H	Prairie View	74 60				
				349	H	Alabama A&M	58 49	230	A	Southern U.	61 80				
				287	A	Ark.-Pine Bluff	80 56	307	A	Alcorn	51 74				
				313	A	Mississippi Val.	63 60	287	H	Ark.-Pine Bluff	71 78				
				201	H	Grambling	57 60	313	H	Mississippi Val.	57 62				
				169	H	Texas Southern	63 66	201	A	Grambling	85 90				

Non-Div I Games:	Blue Mountain	86	54	LeMoyn	Owen	88	67	Lane	57	52	Fisk	93	54	Jackson St.
------------------	---------------	----	----	--------	------	----	----	------	----	----	------	----	----	-------------

Loss, Non-Conf, S Site, H Home A Away N Neutral

Jacksonville

Through Games Of March 12, 2017

Average RPI Win:	256	WON-LOST	WINNING	LAST 10	STRENGTH OF	OPP. STRENGTH	TEAM	ADJ.	CONF.	ADJ CONF.
Average RPI Loss:	74	RECORD	PCT. RANK	GAMES	SCHEDULE	OF SCHEDULE	RPI	RPI	RPI	RPI
DIV. I ONLY	20- 8	57	7- 3	231	197	95	95	25	25	
DIV. I NON-CONF.	8- 4	97	0- 0	124	119	69	69	24	24	
TOTALS	RPI 1-25	RPI 26-50	W-L RECORDS	RPI 51-100	RPI 101-150	RPI 150+				
20- 8	0- 1	0- 2	OVERALL	2- 2	1- 3	17- 0				
11- 1	0- 0	0- 0	HOME	1- 0	1- 1	9- 0				
7- 6	0- 1	0- 2	AWAY	0- 2	0- 1	7- 0				
2- 1	0- 0	0- 0	NEUTRAL	1- 0	0- 1	1- 0				
8- 4	0- 1	0- 2	NON-CONFERENCE	1- 0	1- 1	6- 0				
4- 0	0- 0	0- 0	HOME	0- 0	1- 0	3- 0				
2- 3	0- 1	0- 2	AWAY	0- 0	0- 0	2- 0				
2- 1	0- 0	0- 0	NEUTRAL	1- 0	0- 1	1- 0				
12- 4	0- 0	0- 0	CONFERENCE	1- 2	0- 2	11- 0				
7- 1	0- 0	0- 0	HOME	1- 0	0- 1	6- 0				
5- 3	0- 0	0- 0	AWAY	0- 2	0- 1	5- 0				
0- 0	0- 0	0- 0	NEUTRAL	0- 0	0- 0	0- 0				

RPI 1-25				RPI 26-50				RPI 51-100				Team's RPI: 95		RPI 101+			
RPI	S	Opponent	Score	RPI	S	Opponent	Score	RPI	S	Opponent	Score			RPI	S	Opponent	Score
12	A	Florida St.	47 90	30	A	South Fla.	52 64	80	A	FGCU	57 60			106	H	Troy	77 70
				45	A	Auburn	41 53	80	A	FGCU	64 68			112	A	Stetson	47 57
								80	H	FGCU	73 65			112	H	Stetson	49 65
								83	N	UC Davis	61 54			118	N	North Carolina	57 87
														171	H	Bethune-Cookman	69 63
														238	N	Wofford	66 60
														246	H	South Ala.	62 55
														272	A	Kennesaw St.	74 62
														272	H	Kennesaw St.	72 48
														293	A	Savannah St.	55 40
														294	A	North Florida	69 59
														294	H	North Florida	68 58
														297	H	Nicholls St.	76 71
														299	A	Lipscomb	73 67
														299	H	Lipscomb	84 60
														299	H	Lipscomb	91 64
														309	A	FIU	71 56
														315	A	USC Upstate	65 47
														315	H	USC Upstate	59 46
														321	A	NJIT	75 56
														321	H	NJIT	75 59
LAST 12 Division I GAMES:																	
				80	A	FGCU	64 68					321	H	NJIT	75 59		
				299	H	Lipscomb	91 64					112	A	Stetson	47 57		
				294	A	North Florida	69 59					80	H	FGCU	73 65		
				272	A	Kennesaw St.	74 62					112	H	Stetson	49 65		
				299	A	Lipscomb	73 67					80	A	FGCU	57 60		
				315	H	USC Upstate	59 46					299	H	Lipscomb	84 60		

Non-Div I Games: Thomas (GA) 100 43 Johnson & Wales (FI110 31 Fla. Memorial 76 51

Jacksonville

Loss, Non-Conf, S Site, H Home A Away N Neutral

Average RPI Win:	272	WON-LOST	WINNING	LAST 10	STRENGTH OF	OPP. STRENGTH	TEAM	ADJ.	CONF.	ADJ CONF.
Average RPI Loss:	194	RECORD	PCT. RANK	GAMES	SCHEDULE	OF SCHEDULE	RPI	RPI	RPI	RPI
DIV. I ONLY	12- 15	207	5- 5	303	285	252	252	26	26	
DIV. I NON-CONF.	6- 5	148	0- 0	319	273	211	211	26	26	
TOTALS	RPI 1-25	RPI 26-50	W-L RECORDS	RPI 51-100	RPI 101-150	RPI 150+				
12- 15	0- 1	0- 0	OVERALL	0- 2	0- 2	12- 10				
7- 5	0- 0	0- 0	HOME	0- 1	0- 1	7- 3				
4- 10	0- 1	0- 0	AWAY	0- 1	0- 1	4- 7				
1- 0	0- 0	0- 0	NEUTRAL	0- 0	0- 0	1- 0				
6- 5	0- 1	0- 0	NON-CONFERENCE	0- 0	0- 2	6- 2				
2- 2	0- 0	0- 0	HOME	0- 0	0- 1	2- 1				
3- 3	0- 1	0- 0	AWAY	0- 0	0- 1	3- 1				
1- 0	0- 0	0- 0	NEUTRAL	0- 0	0- 0	1- 0				
6- 10	0- 0	0- 0	CONFERENCE	0- 2	0- 0	6- 8				
5- 3	0- 0	0- 0	HOME	0- 1	0- 0	5- 2				
1- 7	0- 0	0- 0	AWAY	0- 1	0- 0	1- 6				
0- 0	0- 0	0- 0	NEUTRAL	0- 0	0- 0	0- 0				

RPI 1-25				RPI 26-50				RPI 51-100				RPI 101+ Team's RPI: 252			
RPI	S	Opponent	Score	RPI	S	Opponent	Score	RPI	S	Opponent	Score	RPI	S	Opponent	Score
12	A	Florida St.	62 73					57	A	Belmont	52 61	117	H	Clemson	63 69
								57	H	Belmont	53 54	120	A	Ole Miss	50 68
												179	A	Morehead St.	82 85
												179	H	Morehead St.	69 68
												206	A	SIUE	62 69
												221	A	UT Martin	83 94
												236	H	New Orleans	79 81
												248	H	Ga. Southern	67 55
												253	A	Tennessee St.	51 64
												253	H	Tennessee St.	69 56
												262	H	Austin Peay	65 45
												264	H	Murray St.	64 71
												267	H	Southeast Mo. St.	58 65
												271	A	Eastern Ky.	54 49
												271	H	Eastern Ky.	71 61
												272	A	Kennesaw St.	65 59
												282	A	Tennessee Tech	54 56
												282	H	Tennessee Tech	57 44
												293	A	Savannah St.	64 57
												297	H	Nicholls St.	75 52
												300	A	Eastern Ill.	67 71
												307	A	Alcorn	70 66
												324	N	Florida A&M	66 54
												338	A	Fla. Atlantic	55 63
LAST 12 Division I GAMES:															
179	A	Morehead St.	82 85	267	H	Southeast Mo. St.	58 65								
271	H	Eastern Ky.	71 61	179	H	Morehead St.	69 68								
282	H	Tennessee Tech	57 44	271	A	Eastern Ky.	54 49								
253	H	Tennessee St.	69 56	253	A	Tennessee St.	51 64								
57	A	Belmont	52 61	57	H	Belmont	53 54								
206	A	SIUE	62 69	282	A	Tennessee Tech	54 56								

Non-Div I Games: Brewton Parker 89 26

Jacksonville St.

■ Loss,
■ Non-Conf,
■ S Site,
■ Home
■ A Away
N Neutral

Average RPI Win:	156	WON-LOST	WINNING	LAST 10	STRENGTH OF	OPP. STRENGTH	TEAM	ADJ.	CONF.	ADJ CONF.
Average RPI Loss:	92	RECORD	PCT. RANK	GAMES	SCHEDULE	OF SCHEDULE	RPI	RPI	RPI	RPI
DIV. I ONLY	24- 8	36	8- 2	76	84	41	41	9	9	
DIV. I NON-CONF.	7- 4	114	0- 0	112	19	77	77	8	8	
TOTALS	RPI 1-25	RPI 26-50	W-L RECORDS	RPI 51-100	RPI 101-150	RPI 150+				
24- 8	2- 3	0- 0	OVERALL	4- 2	4- 1	14- 2				
12- 4	1- 2	0- 0	HOME	3- 0	1- 1	7- 1				
11- 3	1- 1	0- 0	AWAY	1- 1	3- 0	6- 1				
1- 1	0- 0	0- 0	NEUTRAL	0- 1	0- 0	1- 0				
7- 4	0- 2	0- 0	NON-CONFERENCE	1- 2	1- 0	5- 0				
3- 1	0- 1	0- 0	HOME	1- 0	0- 0	2- 0				
3- 2	0- 1	0- 0	AWAY	0- 1	1- 0	2- 0				
1- 1	0- 0	0- 0	NEUTRAL	0- 1	0- 0	1- 0				
17- 4	2- 1	0- 0	CONFERENCE	3- 0	3- 1	9- 2				
9- 3	1- 1	0- 0	HOME	2- 0	1- 1	5- 1				
8- 1	1- 0	0- 0	AWAY	1- 0	2- 0	4- 1				
0- 0	0- 0	0- 0	NEUTRAL	0- 0	0- 0	0- 0				

RPI 1-25				RPI 26-50				RPI 51-100				RPI 101+			
RPI	S	Opponent	Score	RPI	S	Opponent	Score	RPI	S	Opponent	Score	RPI	S	Opponent	Score
12	A	Florida St.	64 84					64	N	Iowa	75 90	116	A	Saint Joseph's	85 72
19	H	Tennessee	69 81					71	A	St. John's (NY)	63 74	125	A	William & Mary	79 64
21	A	Elon	76 70					78	A	Drexel	74 64	125	H	William & Mary	53 62
21	H	Elon	61 54					78	H	Drexel	54 47	138	A	Delaware	66 51
21	H	Elon	60 78					78	H	Drexel	76 68	138	H	Delaware	77 42
								88	H	Wake Forest	83 76	151	H	Hampton	71 50
												153	N	Idaho St.	83 53
												160	A	Northeastern	67 49
												160	H	Northeastern	74 54
												182	A	Hofstra	61 50
												182	H	Hofstra	93 57
												213	A	Towson	51 54
												213	H	Towson	55 60
												217	A	Col. of Charleston	84 78
												217	H	Col. of Charleston	74 60
												219	A	UNCW	70 59
												219	H	UNCW	73 51
												219	H	UNCW	52 27
												224	A	Rutgers	82 76
												234	A	Liberty	62 48
												324	H	St. Francis Brooklyn	83 57
LAST 12 Division I GAMES:															
21	H	Elon	60 78	217	A	Col. of Charleston	84 78								
78	H	Drexel	76 68	219	A	UNCW	70 59								
219	H	UNCW	52 27	21	H	Elon	61 54								
217	H	Col. of Charleston	74 60	138	H	Delaware	77 42								
125	H	William & Mary	53 62	160	A	Northeastern	67 49								
78	A	Drexel	74 64	182	A	Hofstra	61 50								

Non-Div I Games:

James Madison

Kansas

Through Games Of March 12, 2017

Average RPI Win:	158	WON-LOST	WINNING	LAST 10	STRENGTH OF	OPP. STRENGTH	TEAM	ADJ.	CONF.	ADJ CONF.
Average RPI Loss:	63	RECORD	PCT. RANK	GAMES	SCHEDULE	OF SCHEDULE	RPI	RPI	RPI	RPI
DIV. I ONLY	8- 22	296	2- 8	36	27	190	190	4	4	
DIV. I NON-CONF.	6- 5	148	0- 0	100	125	155	155	3	3	
TOTALS	RPI 1-25	RPI 26-50	W-L RECORDS	RPI 51-100	RPI 101-150	RPI 150+				
8- 22	0- 9	0- 3	OVERALL	1- 5	3- 2	4- 3				
7- 10	0- 4	0- 2	HOME	1- 2	3- 0	3- 2				
1- 11	0- 5	0- 1	AWAY	0- 2	0- 2	1- 1				
0- 1	0- 0	0- 0	NEUTRAL	0- 1	0- 0	0- 0				
6- 5	0- 1	0- 1	NON-CONFERENCE	0- 1	2- 1	4- 1				
5- 3	0- 0	0- 1	HOME	0- 1	2- 0	3- 1				
1- 2	0- 1	0- 0	AWAY	0- 0	0- 1	1- 0				
0- 0	0- 0	0- 0	NEUTRAL	0- 0	0- 0	0- 0				
2- 17	0- 8	0- 2	CONFERENCE	1- 4	1- 1	0- 2				
2- 7	0- 4	0- 1	HOME	1- 1	1- 0	0- 1				
0- 9	0- 4	0- 1	AWAY	0- 2	0- 1	0- 1				
0- 1	0- 0	0- 0	NEUTRAL	0- 1	0- 0	0- 0				

RPI 1-25				RPI 26-50				RPI 51-100				RPI 101+ Team's RPI: 190			
RPI	S	Opponent	Score	RPI	S	Opponent	Score	RPI	S	Opponent	Score	RPI	S	Opponent	Score
7	A	Baylor	43 90	40	A	West Virginia	54 73	60	A	Iowa St.	58 87	104	A	Texas Tech	60 75
7	H	Baylor	43 92	40	H	West Virginia	51 62	60	H	Iowa St.	75 90	104	H	Texas Tech	66 60
13	A	Texas	42 75	49	H	Harvard	59 69	81	A	Oklahoma St.	70 74	130	H	Arizona	75 51
13	H	Texas	54 66					81	H	Oklahoma St.	67 49	131	H	North Dakota	76 71
20	A	Oklahoma	52 89					81	N	Oklahoma St.	75 79	132	A	Alabama	65 71
20	H	Oklahoma	54 84					100	H	SMU	63 75	159	H	Oral Roberts	64 56
23	A	Creighton	49 69									164	A	TCU	68 83
24	A	Kansas St.	60 73									164	H	TCU	68 80
24	H	Kansas St.	54 61									166	H	Missouri St.	64 87
												167	A	Memphis	68 58
												187	H	UC Riverside	90 84
												301	H	Rhode Island	72 36
LAST 12 Division I GAMES:															
		81 N Oklahoma St.	75 79			81 H Oklahoma St.	67 49								
		40 A West Virginia	54 73			164 H TCU	68 80								
		24 H Kansas St.	54 61			20 A Oklahoma	52 89								
		60 H Iowa St.	75 90			104 H Texas Tech	66 60								
		104 A Texas Tech	60 75			81 A Oklahoma St.	70 74								
		13 A Texas	42 75			164 A TCU	68 83								

Non-Div I Games:

Kansas

Loss, Non-Conf, S Site, H Home A Away N Neutral

Average RPI Win:	120	WON-LOST	WINNING	LAST 10	STRENGTH OF	OPP. STRENGTH	TEAM	ADJ.	CONF.	ADJ CONF.
Average RPI Loss:	22	RECORD	PCT. RANK	GAMES	SCHEDULE	OF SCHEDULE	RPI	RPI	RPI	RPI
DIV. I ONLY	22- 10	71	6- 4	22	8	24	24	4	4	
DIV. I NON-CONF.	10- 2	32	0- 0	57	24	19	19	3	3	
TOTALS	RPI 1-25	RPI 26-50	W-L RECORDS	RPI 51-100	RPI 101-150	RPI 150+				
22- 10	1- 7	4- 1	OVERALL	5- 2	6- 0	6- 0				
13- 3	1- 3	2- 0	HOME	3- 0	4- 0	3- 0				
5- 6	0- 3	0- 1	AWAY	1- 2	2- 0	2- 0				
4- 1	0- 1	2- 0	NEUTRAL	1- 0	0- 0	1- 0				
10- 2	0- 1	3- 0	NON-CONFERENCE	1- 1	4- 0	2- 0				
6- 1	0- 1	1- 0	HOME	1- 0	3- 0	1- 0				
1- 1	0- 0	0- 0	AWAY	0- 1	1- 0	0- 0				
3- 0	0- 0	2- 0	NEUTRAL	0- 0	0- 0	1- 0				
12- 8	1- 6	1- 1	CONFERENCE	4- 1	2- 0	4- 0				
7- 2	1- 2	1- 0	HOME	2- 0	1- 0	2- 0				
4- 5	0- 3	0- 1	AWAY	1- 1	1- 0	2- 0				
1- 1	0- 1	0- 0	NEUTRAL	1- 0	0- 0	0- 0				

RPI 1-25				RPI 26-50				RPI 51-100				RPI 101+			
RPI	S	Opponent	Score	RPI	S	Opponent	Score	RPI	S	Opponent	Score	RPI	S	Opponent	Score
1	H	UConn	58 75	37	N	LSU	69 54	52	A	UNI	59 67	103	H	Princeton	60 42
7	A	Baylor	57 87	39	N	North Carolina St.	67 50	60	A	Iowa St.	69 75	104	A	Texas Tech	65 53
7	H	Baylor	49 91	40	A	West Virginia	59 66	60	H	Iowa St.	80 68	104	H	Texas Tech	68 54
7	N	Baylor	71 88	40	H	West Virginia	86 71	60	N	Iowa St.	74 67	135	H	Lamar University	68 43
13	A	Texas	58 63	45	H	Auburn	71 66	81	A	Oklahoma St.	63 43	144	H	Tulsa	82 62
13	H	Texas	61 69					81	H	Oklahoma St.	74 69	149	A	Omaha	70 57
20	A	Oklahoma	80 85					91	H	UT Arlington	62 49	164	A	TCU	68 65
20	H	Oklahoma	79 71									164	H	TCU	74 63
LAST 12 Division I GAMES:															
		7 N Baylor	71 88			40 A West Virginia	59 66								
		60 N Iowa St.	74 67			60 H Iowa St.	80 68								
		13 H Texas	61 69			13 A Texas	58 63								
		190 A Kansas	61 54			104 A Texas Tech	65 53								
		20 H Oklahoma	79 71			81 H Oklahoma St.	74 69								
		164 A TCU	68 65			7 H Baylor	49 91								

Non-Div I Games:

Kansas St.

Average RPI Win:	307	WON-LOST	WINNING	LAST 10	STRENGTH OF	OPP. STRENGTH	TEAM	ADJ.	CONF.	ADJ CONF.
Average RPI Loss:	149	RECORD	PCT. RANK	GAMES	SCHEDULE	OF SCHEDULE	RPI	RPI	RPI	RPI
DIV. I ONLY	10- 20	262	6- 4	210	264	272	272	25	25	
DIV. I NON-CONF.	1- 13	334	0- 0	213	254	338	338	24	24	
TOTALS	RPI 1-25	RPI 26-50	W-L RECORDS	RPI 51-100	RPI 101-150	RPI 150+				
10- 20	0- 1	0- 0	OVERALL	0- 7	0- 4	10- 8				
6- 8	0- 1	0- 0	HOME	0- 3	0- 1	6- 3				
4- 9	0- 0	0- 0	AWAY	0- 0	0- 1	4- 0				
0- 3	0- 0	0- 0	NEUTRAL	0- 0	0- 0	0- 3				
1- 13	0- 1	0- 0	NON-CONFERENCE	0- 3	0- 1	1- 8				
1- 5	0- 1	0- 0	HOME	0- 1	0- 0	1- 3				
0- 5	0- 0	0- 0	AWAY	0- 2	0- 1	0- 2				
0- 3	0- 0	0- 0	NEUTRAL	0- 0	0- 0	0- 3				
9- 7	0- 0	0- 0	CONFERENCE	0- 4	0- 3	9- 0				
5- 3	0- 0	0- 0	HOME	0- 2	0- 1	5- 0				
4- 4	0- 0	0- 0	AWAY	0- 2	0- 2	4- 0				
0- 0	0- 0	0- 0	NEUTRAL	0- 0	0- 0	0- 0				

RPI 1-25				RPI 26-50				RPI 51-100				RPI 101+				Team's RPI: 272	
RPI	S	Opponent	Score	RPI	S	Opponent	Score	RPI	S	Opponent	Score	RPI	S	Opponent	Score		
18	H	Temple	38 79					61	H	Georgia Tech	49 86	112	A	Stetson	48 78		
								80	A	FGCU	35 69	112	A	Stetson	43 60		
								80	H	FGCU	56 75	112	H	Stetson	56 65		
								86	A	Georgia	40 82	115	A	Vanderbilt	54 86		
								93	A	Mercer	46 61	179	H	Morehead St.	50 71		
								95	A	Jacksonville	48 72	207	N	Xavier	52 75		
								95	H	Jacksonville	62 74	214	N	Portland St.	61 71		
												238	H	Wofford	49 78		
												252	H	Jacksonville St.	59 65		
												260	A	Georgia St.	59 62		
												262	A	Austin Peay	49 68		
												293	H	Savannah St.	72 60		
												294	A	North Florida	67 61		
												294	H	North Florida	52 48		
												299	A	Lipscomb	70 55		
												299	H	Lipscomb	96 69		
												315	A	USC Upstate	79 71		
												315	H	USC Upstate	74 67		
												317	N	Arkansas St.	67 70		
												321	A	NJIT	66 56		
												321	H	NJIT	75 64		
												321	H	NJIT	62 60		
LAST 12 Division I GAMES:																	
				112	A	Stetson	48 78					80	A	FGCU	35 69		
				321	H	NJIT	62 60					321	A	NJIT	66 56		
				299	H	Lipscomb	96 69					315	H	USC Upstate	74 67		
				95	H	Jacksonville	62 74					321	H	NJIT	75 64		
				294	H	North Florida	52 48					315	A	USC Upstate	79 71		
				112	A	Stetson	43 60					294	A	North Florida	67 61		

Non-Div I Games:

Kennesaw St.

■ Loss,
■ Non-Conf,
■ S Site,
■ H Home
■ A Away
N Neutral

Average RPI Win:	203	WON-LOST	WINNING	LAST 10	STRENGTH OF	OPP. STRENGTH	TEAM	ADJ.	CONF.	ADJ CONF.
Average RPI Loss:	80	RECORD	PCT. RANK	GAMES	SCHEDULE	OF SCHEDULE	RPI	RPI	RPI	RPI
DIV. I ONLY	19- 12	110	8- 2	102	109	96	96	10	10	
DIV. I NON-CONF.	6- 6	165	0- 0	78	162	133	133	11	11	
TOTALS	RPI 1-25	RPI 26-50	W-L RECORDS	RPI 51-100	RPI 101-150	RPI 150+				
19- 12	0- 1	1- 3	OVERALL	4- 5	1- 2	13- 1				
11- 3	0- 0	1- 1	HOME	2- 1	0- 0	8- 1				
7- 6	0- 0	0- 0	AWAY	1- 4	1- 2	5- 0				
1- 3	0- 1	0- 2	NEUTRAL	1- 0	0- 0	0- 0				
6- 6	0- 1	0- 1	NON-CONFERENCE	1- 2	1- 1	4- 1				
4- 1	0- 0	0- 0	HOME	0- 0	0- 0	4- 1				
1- 3	0- 0	0- 0	AWAY	0- 2	1- 1	0- 0				
1- 2	0- 1	0- 1	NEUTRAL	1- 0	0- 0	0- 0				
13- 6	0- 0	1- 2	CONFERENCE	3- 3	0- 1	9- 0				
7- 2	0- 0	1- 1	HOME	2- 1	0- 0	4- 0				
6- 3	0- 0	0- 0	AWAY	1- 2	0- 1	5- 0				
0- 1	0- 0	0- 1	NEUTRAL	0- 0	0- 0	0- 0				

RPI S	Opponent	Score	RPI S	Opponent	Score	RPI S	Opponent	Score	RPI S	Opponent	Score
7 N	Baylor	42 84	35 N	Western Ky.	73 79	64 A	Iowa	48 83	123 A	Ball St.	47 71
			43 H	Central Mich.	78 91	72 A	Ohio	68 65	142 A	Detroit Mercy	52 73
			44 H	Toledo	70 60	72 H	Ohio	83 77	143 A	Wright St.	79 69
			44 N	Toledo	63 67	73 A	Minnesota	62 92	162 A	Western Mich.	71 67
						75 A	Northern Ill.	72 93	181 H	Robert Morris	65 68
						75 H	Northern Ill.	97 98	232 H	Bradley	77 52
						80 N	FGCU	77 64	235 A	Akron	72 58
						98 A	Buffalo	62 77	235 H	Akron	73 69
						98 H	Buffalo	80 71	249 A	Miami (OH)	78 51
									249 H	Miami (OH)	84 66
									256 A	Bowling Green	70 60
									256 H	Bowling Green	80 78
									271 H	Eastern Ky.	80 67
									284 A	Eastern Mich.	86 67
									284 H	Eastern Mich.	83 65
									316 H	Fort Wayne	66 55
									319 H	Youngstown St.	75 60
LAST 12 Division I GAMES:											
44 N	Toledo	63 67	235 A	Akron	72 58						
98 H	Buffalo	80 71	284 H	Eastern Mich.	83 65						
249 A	Miami (OH)	78 51	98 A	Buffalo	62 77						
235 H	Akron	73 69	249 H	Miami (OH)	84 66						
256 A	Bowling Green	70 60	256 H	Bowling Green	80 78						
72 H	Ohio	83 77	75 A	Northern Ill.	72 93						

Non-Div I Games:

Kent St.

■ Loss,
■ Non-Conf,
■ S Site,
■ H Home
■ A Away
N Neutral

Through Games Of March 11, 1917										
Average RPI Win:	94	WON-LOST	WINNING	LAST 10	STRENGTH OF	OPP. STRENGTH	TEAM	ADJ.	CONF.	ADJ CONF.
Average RPI Loss:	24	RECORD	PCT. RANK	GAMES	SCHEDULE	OF SCHEDULE	RPI	RPI	RPI	RPI
DIV. I ONLY	21- 10	77	6- 4	3	12	14	14	2	2	
DIV. I NON-CONF.	9- 4	85	0- 0	5	25	16	16	2	2	

TOTALS	RPI 1-25		RPI 26-50	W-L RECORDS	RPI 51-100	RPI 101-150		RPI 150+		
21- 10	4- 8		2- 1	OVERALL	5- 0	7- 1		3- 0		
15- 3	4- 2		0- 1	HOME	4- 0	5- 0		2- 0		
5- 6	0- 5		2- 0	AWAY	1- 0	1- 1		1- 0		
1- 1	0- 1		0- 0	NEUTRAL	0- 0	1- 0		0- 0		
9- 4	2- 2		0- 1	NON-CONFERENCE	2- 0	3- 1		2- 0		
9- 1	2- 0		0- 1	HOME	2- 0	3- 0		2- 0		
0- 3	0- 2		0- 0	AWAY	0- 0	0- 1		0- 0		
0- 0	0- 0		0- 0	NEUTRAL	0- 0	0- 0		0- 0		
12- 6	2- 6		2- 0	CONFERENCE	3- 0	4- 0		1- 0		
6- 2	2- 2		0- 0	HOME	2- 0	2- 0		0- 0		
5- 3	0- 3		2- 0	AWAY	1- 0	1- 0		1- 0		
1- 1	0- 1		0- 0	NEUTRAL	0- 0	1- 0		0- 0		

RPI	S	Opponent	Score	RPI	S	Opponent	Score	RPI	S	Opponent	Score	RPI	S	Opponent	Score
3	A	South Carolina	87 95	34	H	Arizona St.	71 73	76	H	New Hampshire	92 43	101	H	Washington St.	69 67
3	H	South Carolina	63 75	37	A	LSU	55 42	84	H	Florida	67 48	110	A	Colorado	69 79
3	N	South Carolina	77 89	45	A	Auburn	64 60	85	H	Middle Tenn.	61 48	113	H	Albany (NY)	70 46
5	H	Mississippi St.	78 75					86	A	Georgia	66 56	115	H	Vanderbilt	71 63
8	A	Duke	54 69					86	H	Georgia	82 61	120	H	Ole Miss	89 57
11	A	Louisville	67 69									126	H	Radford	59 36
15	H	Miami (FL)	82 66									132	A	Alabama	71 54
19	A	Tennessee	65 72									132	N	Alabama	65 55
20	H	Oklahoma	82 68									174	A	Arkansas	69 62
22	H	Texas A&M	68 77									179	H	Morehead St.	74 47
25	A	Missouri	67 73									228	H	Samford	80 57
25	H	Missouri	64 62												
LAST 12 Division I GAMES:															
		3 N South Carolina	77 89			86 A Georgia	66 56								
		132 N Alabama	65 55			115 H Vanderbilt	71 63								
		3 A South Carolina	87 95			3 H South Carolina	63 75								
		5 H Mississippi St.	78 75			25 A Missouri	67 73								
		84 H Florida	67 48			120 H Ole Miss	89 57								
		174 A Arkansas	69 62			45 A Auburn	64 60								

Non-Div I Games:

Kentucky

Through Games Of March 17, 2017									
Average RPI Win: 310	WON-LOST	WINNING	LAST 10	STRENGTH OF	OPP. STRENGTH	TEAM	ADJ.	CONF.	ADJ CONF.
Average RPI Loss: 226	RECORD	PCT. RANK	GAMES	SCHEDULE	OF SCHEDULE	RPI	RPI	RPI	RPI
DIV. I ONLY	6- 23	316	3- 7	311	344	336	336	31	31
DIV. I NON-CONF.	1- 10	325	0- 1	188	312	332	332	32	32

TOTALS	RPI 1-25	RPI 26-50	W-L RECORDS	RPI 51-100	RPI 101-150	RPI 150+			
6- 23	0- 0	0- 1	OVERALL	0- 0	0- 2	6- 20			
3- 11	0- 0	0- 0	HOME	0- 0	0- 1	3- 10			
3- 10	0- 0	0- 1	AWAY	0- 0	0- 0	3- 9			
0- 2	0- 0	0- 0	NEUTRAL	0- 0	0- 1	0- 1			
1- 10	0- 0	0- 1	NON-CONFERENCE	0- 0	0- 2	1- 7			
1- 4	0- 0	0- 0	HOME	0- 0	0- 1	1- 3			
0- 4	0- 0	0- 1	AWAY	0- 0	0- 0	0- 3			
0- 2	0- 0	0- 0	NEUTRAL	0- 0	0- 1	0- 1			
5- 13	0- 0	0- 0	CONFERENCE	0- 0	0- 0	5- 13			
2- 7	0- 0	0- 0	HOME	0- 0	0- 0	2- 7			
3- 6	0- 0	0- 0	AWAY	0- 0	0- 0	3- 6			
0- 0	0- 0	0- 0	NEUTRAL	0- 0	0- 0	0- 0			

[illegible]

Non-Div I Games:

LIU Brooklyn

■ Loss, ■ Non-Conf, S Site, H Home A Away N Neutral

RPI	S	Opponent	Score	
341	A	Wagner	63	58
341	H	Wagner	69	64

L
I
U
B
r
o
o
k
l
y
n

L
I
U
B
r
o
o
k
l
y
n

LIU Brooklyn

Average RPI Win:	132	WON-LOST	WINNING	LAST 10	STRENGTH OF	OPP. STRENGTH	TEAM	ADJ.	CONF.	ADJ CONF.
Average RPI Loss:	31	RECORD	PCT. RANK	GAMES	SCHEDULE	OF SCHEDULE	RPI	RPI	RPI	RPI
DIV. I ONLY	20- 11	97	5- 5	32	13	37	37	2	2	
DIV. I NON-CONF.	11- 2	23	0- 0	82	22	36	36	2	2	
TOTALS	RPI 1-25	RPI 26-50	W-L RECORDS	RPI 51-100	RPI 101-150	RPI 150+				
20- 11	2- 8	2- 1	OVERALL	3- 1	6- 1	7- 0				
13- 3	2- 3	1- 0	HOME	3- 0	2- 0	5- 0				
3- 6	0- 0	0- 0	AWAY	0- 0	2- 0	1- 0				
4- 2	0- 2	1- 0	NEUTRAL	0- 0	2- 0	1- 0				
11- 2	0- 2	2- 0	NON-CONFERENCE	2- 0	2- 0	5- 0				
7- 1	0- 1	1- 0	HOME	2- 0	0- 0	4- 0				
1- 0	0- 0	0- 0	AWAY	0- 0	1- 0	0- 0				
3- 1	0- 1	1- 0	NEUTRAL	0- 0	1- 0	1- 0				
9- 9	2- 6	0- 1	CONFERENCE	1- 1	4- 1	2- 0				
6- 2	2- 2	0- 0	HOME	1- 0	2- 0	1- 0				
2- 6	0- 3	0- 1	AWAY	0- 1	1- 1	1- 0				
1- 1	0- 1	0- 0	NEUTRAL	0- 0	1- 0	0- 0				

RPI 1-25				RPI 26-50				Team's RPI: 37				RPI 51-100				RPI 101+			
RPI	S	Opponent	Score	RPI	S	Opponent	Score	RPI	S	Opponent	Score	RPI	S	Opponent	Score	RPI	S	Opponent	Score
1	H	UConn	53 76	39	N	North Carolina St.	59 58	74	H	Tulane	69 51	115	A	Vanderbilt	68 70				
3	H	South Carolina	61 84	45	A	Auburn	49 54	84	H	Florida	78 67	115	H	Vanderbilt	64 58				
5	A	Mississippi St.	48 74	48	H	Little Rock	69 49	86	A	Georgia	65 70	118	N	North Carolina	70 43				
5	N	Mississippi St.	61 78					88	H	Wake Forest	60 57	120	A	Ole Miss	62 51				
14	H	Kentucky	42 55									120	N	Ole Miss	65 49				
19	A	Tennessee	58 77									132	H	Alabama	48 41				
22	A	Texas A&M	52 54									139	A	Louisiana Tech	77 73				
22	H	Texas A&M	67 63									157	H	Rice	66 55				
24	N	Kansas St.	54 69									164	H	TCU	67 61				
25	H	Missouri	80 71									174	A	Arkansas	53 52				
												174	H	Arkansas	53 46				
												209	H	Alabama St.	93 40				
												302	N	UTEP	78 45				
												340	H	Sam Houston St.	89 41				
LAST 12 Division I GAMES:																			
		5 N Mississippi St.	61 78			115 A Vanderbilt	68 70												
		120 N Ole Miss	65 49			120 A Ole Miss	62 51												
		115 H Vanderbilt	64 58			132 H Alabama	48 41												
		45 A Auburn	49 54			19 A Tennessee	58 77												
		86 A Georgia	65 70			174 H Arkansas	53 46												
		22 H Texas A&M	67 63			22 A Texas A&M	52 54												

Non-Div I Games:

LSU

■ Loss,
 ■ Non-Conf,
 ■ S Site,
 ■ Home
 ■ Away
 N Neutral

Average RPI Win:	233	WON-LOST	WINNING	LAST 10	STRENGTH OF	OPP. STRENGTH	TEAM	ADJ.	CONF.	ADJ CONF.
Average RPI Loss:	110	RECORD	PCT. RANK	GAMES	SCHEDULE	OF SCHEDULE	RPI	RPI	RPI	RPI
DIV. I ONLY	17- 13	123	5- 5	251	121	170	170	12	12	
DIV. I NON-CONF.	7- 5	137	0- 0	203	164	157	157	12	12	
TOTALS	RPI 1-25	RPI 26-50	W-L RECORDS	RPI 51-100	RPI 101-150	RPI 150+				
17- 13	0- 1	2- 1	OVERALL	0- 3	0- 7	15- 1				
8- 7	0- 0	0- 1	HOME	0- 2	0- 3	8- 1				
8- 5	0- 1	2- 0	AWAY	0- 1	0- 3	6- 0				
1- 1	0- 0	0- 0	NEUTRAL	0- 0	0- 1	1- 0				
7- 5	0- 1	1- 1	NON-CONFERENCE	0- 1	0- 1	6- 1				
4- 2	0- 0	0- 1	HOME	0- 0	0- 0	4- 1				
2- 3	0- 1	1- 0	AWAY	0- 1	0- 1	1- 0				
1- 0	0- 0	0- 0	NEUTRAL	0- 0	0- 0	1- 0				
10- 8	0- 0	1- 0	CONFERENCE	0- 2	0- 6	9- 0				
4- 5	0- 0	0- 0	HOME	0- 2	0- 3	4- 0				
6- 2	0- 0	1- 0	AWAY	0- 0	0- 2	5- 0				
0- 1	0- 0	0- 0	NEUTRAL	0- 0	0- 1	0- 0				

RPI 1-25				RPI 26-50				RPI 51-100				RPI 101+ Team's RPI: 170			
RPI	S	Opponent	Score	RPI	S	Opponent	Score	RPI	S	Opponent	Score	RPI	S	Opponent	Score
18	A	Temple	70 86	33	A	Dayton	54 51	54	H	George Washington	65 79	109	A	Rider	61 74
				49	H	Harvard	64 66	67	A	Villanova	49 52	116	A	Saint Joseph's	58 67
				50	A	Penn	58 56	94	H	Saint Louis	74 79	116	H	Saint Joseph's	55 75
												116	N	Saint Joseph's	48 66
												119	H	Fordham	61 66
												124	H	Duquesne	68 76
												147	A	VCU	56 61
												165	H	Fairfield	68 61
												185	H	American	63 59
												193	H	George Mason	59 57
												219	A	UNCW	64 48
												229	A	Richmond	63 58
												247	A	St. Bonaventure	57 45
												247	H	St. Bonaventure	73 70
												249	N	Miami (OH)	79 70
												277	A	Davidson	65 58
												292	H	UMKC	64 59
												298	H	Lafayette	49 56
												301	A	Rhode Island	58 49
												301	H	Rhode Island	70 51
												311	A	Massachusetts	57 52
												311	H	Massachusetts	68 64
												347	H	Delaware St.	78 38
LAST 12 Division I GAMES:															
				116	N	Saint Joseph's	48 66	247	A	St. Bonaventure	57 45				
				247	H	St. Bonaventure	73 70	54	H	George Washington	65 79				
				119	H	Fordham	61 66	301	A	Rhode Island	58 49				
				311	A	Massachusetts	57 52	193	H	George Mason	59 57				
				94	H	Saint Louis	74 79	311	H	Massachusetts	68 64				
				116	A	Saint Joseph's	58 67	277	A	Davidson	65 58				

Non-Div I Games:

La Salle

■ Loss,
 ■ Non-Conf,
 ■ S Site,
 ■ Home
 ■ A Away
 N Neutral

La.-Monroe

Through Games Of March 12, 2017

Average RPI Win:	271	WON-LOST	WINNING	LAST 10	STRENGTH OF	OPP. STRENGTH	TEAM	ADJ.	CONF.	ADJ CONF.
Average RPI Loss:	185	RECORD	PCT. RANK	GAMES	SCHEDULE	OF SCHEDULE	RPI	RPI	RPI	RPI
DIV. I ONLY	4- 24	330	1- 9	240	259	331	331	21	21	
DIV. I NON-CONF.	1- 8	314	0- 0	304	314	340	340	19	19	
TOTALS	RPI 1-25	RPI 26-50	W-L RECORDS	RPI 51-100	RPI 101-150	RPI 150+				
4- 24	0- 0	0- 2	OVERALL	0- 2	0- 6	4- 14				
3- 10	0- 0	0- 1	HOME	0- 1	0- 3	3- 5				
1- 13	0- 0	0- 1	AWAY	0- 1	0- 2	1- 9				
0- 1	0- 0	0- 0	NEUTRAL	0- 0	0- 1	0- 0				
1- 8	0- 0	0- 0	NON-CONFERENCE	0- 0	0- 2	1- 6				
0- 4	0- 0	0- 0	HOME	0- 0	0- 1	0- 3				
1- 4	0- 0	0- 0	AWAY	0- 0	0- 1	1- 3				
0- 0	0- 0	0- 0	NEUTRAL	0- 0	0- 0	0- 0				
3- 16	0- 0	0- 2	CONFERENCE	0- 2	0- 4	3- 8				
3- 6	0- 0	0- 1	HOME	0- 1	0- 2	3- 2				
0- 9	0- 0	0- 1	AWAY	0- 1	0- 1	0- 6				
0- 1	0- 0	0- 0	NEUTRAL	0- 0	0- 1	0- 0				

RPI 1-25			RPI 26-50			RPI 51-100			RPI 101+			Team's RPI: 331			
RPI	S	Opponent	Score	RPI	S	Opponent	Score	RPI	S	Opponent	Score				
				48	A	Little Rock	34 78	91	A	UT Arlington	59 93	106	H	Troy	67 94
				48	H	Little Rock	47 92					120	A	Ole Miss	40 97
								91	H	UT Arlington	47 83	139	H	Louisiana Tech	53 73
												141	A	Louisiana	57 67
												141	H	Louisiana	59 65
												141	N	Louisiana	72 79
												157	H	Rice	50 93
												168	A	Texas St.	50 63
												168	H	Texas St.	61 59
												174	A	Arkansas	46 92
												201	H	Grambling	54 59
												216	A	Appalachian St.	61 79
												246	H	South Ala.	44 74
												248	A	Ga. Southern	65 76
												248	H	Ga. Southern	44 65
												257	A	Coastal Caro.	48 75
												260	A	Georgia St.	35 87
												260	H	Georgia St.	72 63
												280	H	McNeese	52 78
												297	A	Nicholls St.	54 73
												304	A	Northwestern St.	65 67
												317	A	Arkansas St.	56 71
												317	H	Arkansas St.	59 51
												337	A	Houston Baptist	77 65
LAST 12 Division I GAMES:															
				141	N	Louisiana	72 79	246	H	South Ala.	44 74				
				168	H	Texas St.	61 59	106	H	Troy	67 94				
				91	H	UT Arlington	47 83	248	A	Ga. Southern	65 76				
				216	A	Appalachian St.	61 79	260	A	Georgia St.	35 87				
				257	A	Coastal Caro.	48 75	317	H	Arkansas St.	59 51				
				141	H	Louisiana	59 65	48	H	Little Rock	47 92				

Non-Div I Games: Centenary (LA) 83 39 LSU-Alexandria 73 61

La.-Monroe

Loss, Non-Conf, S Site, H Home A Away N Neutral

Lafayette

Through Games Of March 12, 2017

Average RPI Win:	270	WON-LOST	WINNING	LAST 10	STRENGTH OF	OPP. STRENGTH	TEAM	ADJ.	CONF.	ADJ CONF.
Average RPI Loss:	164	RECORD	PCT. RANK	GAMES	SCHEDULE	OF SCHEDULE	RPI	RPI	RPI	RPI
DIV. I ONLY	4- 28	336	3- 7	109	255	298	298	23	23	
DIV. I NON-CONF.	1- 11	330	0- 0	23	135	221	221	25	25	
TOTALS	RPI 1-25	RPI 26-50	W-L RECORDS	RPI 51-100	RPI 101-150	RPI 150+				
4- 28	0- 1	0- 1	OVERALL	0- 5	0- 6	4- 15				
1- 11	0- 0	0- 1	HOME	0- 2	0- 1	1- 7				
3- 14	0- 1	0- 0	AWAY	0- 2	0- 5	3- 6				
0- 3	0- 0	0- 0	NEUTRAL	0- 1	0- 0	0- 2				
1- 11	0- 1	0- 1	NON-CONFERENCE	0- 3	0- 3	1- 3				
0- 3	0- 0	0- 1	HOME	0- 1	0- 0	0- 1				
1- 5	0- 1	0- 0	AWAY	0- 1	0- 3	1- 0				
0- 3	0- 0	0- 0	NEUTRAL	0- 1	0- 0	0- 2				
3- 17	0- 0	0- 0	CONFERENCE	0- 2	0- 3	3- 12				
1- 8	0- 0	0- 0	HOME	0- 1	0- 1	1- 6				
2- 9	0- 0	0- 0	AWAY	0- 1	0- 2	2- 6				
0- 0	0- 0	0- 0	NEUTRAL	0- 0	0- 0	0- 0				

RPI 1-25				RPI 26-50				RPI 51-100				RPI 101+ Team's RPI: 298			
RPI	S	Opponent	Score	RPI	S	Opponent	Score	RPI	S	Opponent	Score	RPI	S	Opponent	Score
11	A	Louisville	48 92	50	H	Penn	47 64	62	A	Bucknell	61 78	103	A	Princeton	27 65
								62	H	Bucknell	65 79	109	A	Rider	58 76
								68	N	Chattanooga	43 68	122	A	Navy	41 76
								71	A	St. John's (NY)	46 64	122	A	Navy	37 53
								78	H	Drexel	39 81	122	H	Navy	65 68
												124	A	Duquesne	52 67
												151	N	Hampton	55 58
												161	A	Army West Point	73 76
												161	H	Army West Point	55 63
												170	A	La Salle	56 49
												181	H	Robert Morris	51 62
												185	A	American	45 75
												185	H	American	52 76
												227	A	Boston U.	50 68
												227	H	Boston U.	58 75
												256	N	Bowling Green	42 69
												269	A	Loyola Maryland	47 75
												269	H	Loyola Maryland	55 60
												275	A	Colgate	69 76
												275	H	Colgate	90 85
												308	A	Lehigh	60 69
												308	H	Lehigh	53 56
												318	A	Holy Cross	85 70
												318	A	Holy Cross	58 54
												318	H	Holy Cross	61 67
LAST 12 Division I GAMES:															
122	A	Navy	37 53	185	A	American	45 75								
318	A	Holy Cross	58 54	122	H	Navy	65 68								
62	A	Bucknell	61 78	318	A	Holy Cross	85 70								
275	H	Colgate	90 85	227	H	Boston U.	58 75								
62	H	Bucknell	65 79	161	H	Army West Point	55 63								
308	A	Lehigh	60 69	269	A	Loyola Maryland	47 75								

Non-Div I Games:

Lafayette

■ Loss,
■ Non-Conf,
■ S Site,
■ H Home
■ A Away
N Neutral

Lamar University

Through Games Of March 12, 2017

Average RPI Win:	285	WON-LOST	WINNING	LAST 10	STRENGTH OF	OPP. STRENGTH	TEAM	ADJ.	CONF.	ADJ CONF.
Average RPI Loss:	92	RECORD	PCT. RANK	GAMES	SCHEDULE	OF SCHEDULE	RPI	RPI	RPI	RPI
DIV. I ONLY	18- 7	56	8- 2	321	250	135	135	27	27	
DIV. I NON-CONF.	3- 3	165	0- 0	216	6	135	135	27	27	
TOTALS	RPI 1-25	RPI 26-50	W-L RECORDS	RPI 51-100	RPI 101-150	RPI 150+				
18- 7	0- 2	0- 1	OVERALL	1- 2	0- 1	17- 1				
11- 0	0- 0	0- 0	HOME	0- 0	0- 0	11- 0				
7- 6	0- 2	0- 1	AWAY	1- 1	0- 1	6- 1				
0- 1	0- 0	0- 0	NEUTRAL	0- 1	0- 0	0- 0				
3- 3	0- 2	0- 1	NON-CONFERENCE	0- 0	0- 0	3- 0				
2- 0	0- 0	0- 0	HOME	0- 0	0- 0	2- 0				
1- 3	0- 2	0- 1	AWAY	0- 0	0- 0	1- 0				
0- 0	0- 0	0- 0	NEUTRAL	0- 0	0- 0	0- 0				
15- 4	0- 0	0- 0	CONFERENCE	1- 2	0- 1	14- 1				
9- 0	0- 0	0- 0	HOME	0- 0	0- 0	9- 0				
6- 3	0- 0	0- 0	AWAY	1- 1	0- 1	5- 1				
0- 1	0- 0	0- 0	NEUTRAL	0- 1	0- 0	0- 0				

RPI 1-25				RPI 26-50				RPI 51-100				RPI 101+ Team's RPI: 135			
RPI	S	Opponent	Score	RPI	S	Opponent	Score	RPI	S	Opponent	Score	RPI	S	Opponent	Score
4	A	Oregon St.	56 88	36	A	Oregon	67 84	82	A	Central Ark.	70 56	108	A	Abilene Christian	59 77
24	A	Kansas St.	43 68					89	A	SFA	66 74	236	A	New Orleans	66 55
								89	N	SFA	48 62	236	H	New Orleans	73 42
												254	A	Canisius	65 51
												266	A	A&M-Corpus Christi	74 63
												266	H	A&M-Corpus Christi	65 49
												280	A	McNeese	83 67
												280	H	McNeese	79 57
												295	H	Northern Ariz.	75 60
												297	A	Nicholls St.	67 78
												297	H	Nicholls St.	81 77
												304	H	Northwestern St.	73 60
												326	H	Loyola Chicago	76 50
												329	H	Southeastern La.	86 68
												333	H	Incarinate Word	83 54
												337	A	Houston Baptist	81 53
												337	H	Houston Baptist	74 22
												340	A	Sam Houston St.	70 44
												340	H	Sam Houston St.	84 51
LAST 12 Division I GAMES:															
				89	N	SFA	48 62	89	A	SFA	66 74				
				280	A	McNeese	83 67	340	H	Sam Houston St.	84 51				
				297	H	Nicholls St.	81 77	280	H	McNeese	79 57				
				337	H	Houston Baptist	74 22	236	A	New Orleans	66 55				
				266	A	A&M-Corpus Christi	74 63	304	H	Northwestern St.	73 60				
				337	A	Houston Baptist	81 53	266	H	A&M-Corpus Christi	65 49				

Non-Div I Games: St. Thomas (TX) 95 49 Louisiana Col. 94 55 Howard Payne 93 56 Southwestern (TX) 87 41

Lamar University

Loss, Non-Conf, S Site, H Home A Away N Neutral

Average RPI Win:	291	WON-LOST	WINNING	LAST 10	STRENGTH OF	OPP. STRENGTH	TEAM	ADJ.	CONF.	ADJ CONF.
Average RPI Loss:	175	RECORD	PCT. RANK	GAMES	SCHEDULE	OF SCHEDULE	RPI	RPI	RPI	RPI
DIV. I ONLY	9- 20	273	4- 6	271	291	308	308	23	23	
DIV. I NON-CONF.	4- 6	209	0- 0	218	329	261	261	25	25	
TOTALS	RPI 1-25	RPI 26-50	W-L RECORDS	RPI 51-100	RPI 101-150	RPI 150+				
9- 20	0- 0	0- 0	OVERALL	0- 4	0- 4	9- 12				
7- 8	0- 0	0- 0	HOME	0- 1	0- 2	7- 5				
2- 12	0- 0	0- 0	AWAY	0- 3	0- 2	2- 7				
0- 0	0- 0	0- 0	NEUTRAL	0- 0	0- 0	0- 0				
4- 6	0- 0	0- 0	NON-CONFERENCE	0- 2	0- 2	4- 2				
3- 3	0- 0	0- 0	HOME	0- 0	0- 1	3- 2				
1- 3	0- 0	0- 0	AWAY	0- 2	0- 1	1- 0				
0- 0	0- 0	0- 0	NEUTRAL	0- 0	0- 0	0- 0				
5- 14	0- 0	0- 0	CONFERENCE	0- 2	0- 2	5- 10				
4- 5	0- 0	0- 0	HOME	0- 1	0- 1	4- 3				
1- 9	0- 0	0- 0	AWAY	0- 1	0- 1	1- 7				
0- 0	0- 0	0- 0	NEUTRAL	0- 0	0- 0	0- 0				

RPI S	Opponent	Score	RPI S	Opponent	Score	RPI S	Opponent	Score	RPI S	Opponent	Score	Team's RPI: 308
						56	A California	63 96	109	H Rider	68 75	
						62	A Bucknell	54 73	122	A Navy	44 79	
						62	H Bucknell	58 77	122	H Navy	64 66	
						67	A Villanova	37 59	124	A Duquesne	49 63	
									161	A Army West Point	52 70	
									161	H Army West Point	71 75	
									185	A American	51 68	
									185	H American	58 70	
									202	H Sacred Heart	68 62	
									218	H Monmouth	62 73	
									227	A Boston U.	50 64	
									227	H Boston U.	64 69	
									269	A Loyola Maryland	50 78	
									269	A Loyola Maryland	58 62	
									269	H Loyola Maryland	86 69	
									275	A Colgate	70 75	
									275	H Colgate	83 74	
									283	H Norfolk St.	57 81	
									289	A Mt. St. Mary's	74 57	
									298	A Lafayette	56 53	
									298	H Lafayette	69 60	
									318	A Holy Cross	47 65	
									318	H Holy Cross	80 64	
									321	H NJIT	84 52	
									347	H Delaware St.	91 80	
LAST 12 Division I GAMES:												
			269	A Loyola Maryland	50 78		318	H Holy Cross	80 64			
			275	H Colgate	83 74		62	A Bucknell	54 73			
			161	A Army West Point	52 70		185	H American	58 70			
			275	A Colgate	70 75		269	H Loyola Maryland	86 69			
			298	H Lafayette	69 60		227	A Boston U.	50 64			
			122	A Navy	44 79		298	A Lafayette	56 53			

Non-Div I Games: East Stroudsburg 78 72

Lehigh

■ Loss,
 ■ Non-Conf,
 ■ S Site,
 ■ Home
 ■ A Away
 N Neutral

Liberty

Through Games Of March 12, 2017

Average RPI Win:	261	WON-LOST	WINNING	LAST 10	STRENGTH OF	OPP. STRENGTH	TEAM	ADJ.	CONF.	ADJ CONF.
Average RPI Loss:	173	RECORD	PCT. RANK	GAMES	SCHEDULE	OF SCHEDULE	RPI	RPI	RPI	RPI
DIV. I ONLY	12- 17	221	6- 4	184	310	234	234	28	28	
DIV. I NON-CONF.	0- 10	335	0- 0	53	186	303	303	28	28	
TOTALS	RPI 1-25	RPI 26-50	W-L RECORDS	RPI 51-100	RPI 101-150	RPI 150+				
12- 17	0- 1	0- 2	OVERALL	0- 1	1- 2	11- 11				
8- 5	0- 1	0- 1	HOME	0- 0	1- 0	7- 3				
4- 8	0- 0	0- 0	AWAY	0- 0	0- 2	4- 6				
0- 4	0- 0	0- 1	NEUTRAL	0- 1	0- 0	0- 2				
0- 10	0- 1	0- 2	NON-CONFERENCE	0- 1	0- 1	0- 5				
0- 3	0- 1	0- 1	HOME	0- 0	0- 0	0- 1				
0- 3	0- 0	0- 0	AWAY	0- 0	0- 1	0- 2				
0- 4	0- 0	0- 1	NEUTRAL	0- 1	0- 0	0- 2				
12- 7	0- 0	0- 0	CONFERENCE	0- 0	1- 1	11- 6				
8- 2	0- 0	0- 0	HOME	0- 0	1- 0	7- 2				
4- 5	0- 0	0- 0	AWAY	0- 0	0- 1	4- 4				
0- 0	0- 0	0- 0	NEUTRAL	0- 0	0- 0	0- 0				

RPI S	Opponent	Score	RPI S	Opponent	Score	RPI S	Opponent	Score	RPI S	Opponent	Score	Team's RPI: 234
8	H Duke	38 98	33	N Dayton	53 82	82	N Central Ark.	41 61	122	A Navy	66 67	
			41	H James Madison	48 62				126	A Radford	68 76	
									126	H Radford	49 48	
									188	A UTSA	64 80	
									192	A Campbell	58 52	
									192	H Campbell	57 47	
									197	A UNC Asheville	54 64	
									197	H UNC Asheville	53 57	
									212	N UMBC	51 62	
									216	H Appalachian St.	57 66	
									222	A Presbyterian	55 56	
									222	H Presbyterian	68 60	
									229	N Richmond	54 63	
									233	A High Point	69 78	
									233	H High Point	81 74	
									240	A Charleston So.	81 72	
									240	H Charleston So.	50 52	
									240	H Charleston So.	67 56	
									290	A Valparaiso	68 70	
									312	A Gardner-Webb	82 84	
									312	H Gardner-Webb	66 63	
									342	A Longwood	71 38	
									342	H Longwood	92 47	
									345	A Winthrop	78 63	
									345	H Winthrop	80 51	
LAST 12 Division I GAMES:												
240	H Charleston So.	50 52	233	A High Point	69 78							
192	H Campbell	57 47	222	A Presbyterian	55 56							
197	H UNC Asheville	53 57	126	H Radford	49 48							
345	A Winthrop	78 63	312	H Gardner-Webb	66 63							
342	A Longwood	71 38	192	A Campbell	58 52							
240	H Charleston So.	67 56	345	H Winthrop	80 51							

Non-Div I Games: West Liberty 64 38

Liberty

Loss, Non-Conf, S Site, H Home A Away N Neutral

Average RPI Win: 262	WON-LOST	WINNING	LAST 10	STRENGTH OF	OPP. STRENGTH	TEAM	ADJ.	CONF.	ADJ CONF.
Average RPI Loss: 174	RECORD	PCT. RANK	GAMES	SCHEDULE	OF SCHEDULE	RPI	RPI	RPI	RPI
DIV. I ONLY	5- 24	324	2- 8	128	288	299	299	25	25
DIV. I NON-CONF.	2- 12	310	0- 0	79	309	268	268	24	24
TOTALS	RPI 1-25	RPI 26-50	W-L RECORDS	RPI 51-100	RPI 101-150	RPI 150+			
5- 24	0- 0	0- 1	OVERALL	0- 7	1- 5	4- 11			
3- 9	0- 0	0- 0	HOME	0- 3	0- 2	3- 4			
2- 15	0- 0	0- 0	AWAY	0- 2	1- 0	1- 1			
0- 0	0- 0	0- 0	NEUTRAL	0- 0	0- 0	0- 0			
2- 12	0- 0	0- 1	NON-CONFERENCE	0- 2	1- 3	1- 6			
1- 4	0- 0	0- 0	HOME	0- 1	0- 1	1- 2			
1- 8	0- 0	0- 1	AWAY	0- 1	1- 2	0- 4			
0- 0	0- 0	0- 0	NEUTRAL	0- 0	0- 0	0- 0			
3- 12	0- 0	0- 0	CONFERENCE	0- 5	0- 2	3- 5			
2- 5	0- 0	0- 0	HOME	0- 2	0- 1	2- 2			
1- 7	0- 0	0- 0	AWAY	0- 3	0- 1	1- 3			
0- 0	0- 0	0- 0	NEUTRAL	0- 0	0- 0	0- 0			

RPI S	Opponent	Score	RPI S	Opponent	Score	RPI S	Opponent	Score	RPI S	Opponent	Score	Team's RPI: 299
35	A Western Ky.	87	57	A Belmont	100	103	H Princeton	71	112	A Stetson	66	
			80	A FGCU	98	112	H Stetson	91	120	A Ole Miss	76	
			80	H FGCU	90	123	A Ball St.	74	132	A Alabama	82	
			94	H Saint Louis	83	179	A Morehead St.	73	240	H Charleston So.	67	
			95	A Jacksonville	91	253	H Tennessee St.	77	264	A Murray St.	79	
			95	A Jacksonville	84	267	A Southeast Mo. St.	79	269	A Loyola Maryland	74	
			95	H Jacksonville	73	272	A Kennesaw St.	96	272	H Kennesaw St.	70	
						282	H Tennessee Tech	69	294	A North Florida	58	
						294	H North Florida	62	315	A USC Upstate	89	
						315	H USC Upstate	77	321	A NJIT	76	
						321	H NJIT	76	321	H NJIT	76	
LAST 12 Division I GAMES:												
95	A Jacksonville	91	315	A USC Upstate	89							
272	A Kennesaw St.	96	321	H NJIT	76							
294	H North Florida	62	315	H USC Upstate	77							
95	H Jacksonville	73	321	A NJIT	76							
80	A FGCU	98	95	A Jacksonville	84							
112	A Stetson	66	294	A North Florida	58							

Non-Div I Games: Anderson (SC) 66 59

Lipscomb

■ Loss,
 ■ Non-Conf,
 ■ S Site,
 ■ Home
 ■ A Away
 N Neutral

Average RPI Win:	207	WON-LOST	WINNING	LAST 10	STRENGTH OF	OPP. STRENGTH	TEAM	ADJ.	CONF.	ADJ CONF.
Average RPI Loss:	68	RECORD	PCT. RANK	GAMES	SCHEDULE	OF SCHEDULE	RPI	RPI	RPI	RPI
DIV. I ONLY	24- 8	36	7- 3	121	145	48	48	21	21	
DIV. I NON-CONF.	6- 6	165	0- 1	24	14	62	62	19	19	
TOTALS	RPI 1-25	RPI 26-50	W-L RECORDS	RPI 51-100	RPI 101-150	RPI 150+				
24- 8	0- 3	0- 2	OVERALL	2- 0	5- 2	17- 1				
12- 2	0- 2	0- 0	HOME	1- 0	2- 0	9- 0				
11- 5	0- 1	0- 2	AWAY	1- 0	3- 1	7- 1				
1- 1	0- 0	0- 0	NEUTRAL	0- 0	0- 1	1- 0				
6- 6	0- 3	0- 2	NON-CONFERENCE	1- 0	1- 1	4- 0				
3- 2	0- 2	0- 0	HOME	1- 0	0- 0	2- 0				
3- 4	0- 1	0- 2	AWAY	0- 0	1- 1	2- 0				
0- 0	0- 0	0- 0	NEUTRAL	0- 0	0- 0	0- 0				
18- 2	0- 0	0- 0	CONFERENCE	1- 0	4- 1	13- 1				
9- 0	0- 0	0- 0	HOME	0- 0	2- 0	7- 0				
8- 1	0- 0	0- 0	AWAY	1- 0	2- 0	5- 1				
1- 1	0- 0	0- 0	NEUTRAL	0- 0	0- 1	1- 0				

RPI 1-25			RPI 26-50			Team's RPI: 48	RPI 51-100			RPI 101+		
RPI	S	Opponent	Score	RPI	S	Opponent	Score	RPI	S	Opponent	Score	
5	H	Mississippi St.	44 58	28	A	Green Bay	31 57	91	A	UT Arlington	58 49	106 A Troy 74 63
20	A	Oklahoma	58 68	37	A	LSU	49 69	94	H	Saint Louis	56 43	106 H Troy 77 74
22	H	Texas A&M	37 55									119 A Fordham 43 65
												141 A Louisiana 82 64
												141 H Louisiana 64 60
												141 N Louisiana 71 79
												144 A Tulsa 63 58
												159 H Oral Roberts 56 50
												166 A Missouri St. 58 47
												167 A Memphis 54 44
												168 A Texas St. 47 64
												186 H North Texas 55 44
												216 A Appalachian St. 77 69
												216 H Appalachian St. 67 55
												216 N Appalachian St. 69 53
												246 A South Ala. 50 44
												246 H South Ala. 71 54
												248 H Ga. Southern 57 41
												257 A Coastal Caro. 74 66
												257 H Coastal Caro. 79 47
												260 H Georgia St. 52 45
												317 A Arkansas St. 60 35
												317 H Arkansas St. 73 59
												331 A La.-Monroe 92 47
												331 H La.-Monroe 78 34
LAST 12 Division I GAMES:												
141	N	Louisiana	71 79	248	H	Ga. Southern	57 41					
216	N	Appalachian St.	69 53	317	A	Arkansas St.	60 35					
119	A	Fordham	43 65	168	A	Texas St.	47 64					
106	A	Troy	74 63	91	A	UT Arlington	58 49					
246	A	South Ala.	50 44	257	H	Coastal Caro.	79 47					
260	H	Georgia St.	52 45	216	H	Appalachian St.	67 55					

Non-Div I Games:

Little Rock

■ Loss,
■ Non-Conf,
■ S Site,
■ Home
■ A Away
N Neutral

Average RPI Win: 217				WON-LOST	WINNING	LAST 10	STRENGTH OF		OPP. STRENGTH	TEAM	ADJ.	CONF.	ADJ CONF.
Average RPI Loss: 131				RECORD	PCT. RANK	GAMES	SCHEDULE	OF SCHEDULE	RPI	RPI	RPI	RPI	RPI
DIV. I ONLY				22- 10	71	8- 2	221	184	111	111	24	24	
DIV. I NON-CONF.				8- 6	141	0- 0	149	68	114	114	23	23	
TOTALS		RPI 1-25		RPI 26-50		W-L RECORDS		RPI 51-100		RPI 101-150		RPI 150+	
22- 10		0- 1		1- 1		OVERALL		2- 3		0- 1		19- 4	
11- 1		0- 1		0- 0		HOME		1- 0		0- 0		10- 0	
7- 6		0- 0		0- 0		AWAY		1- 1		0- 1		6- 4	
4- 3		0- 0		1- 1		NEUTRAL		0- 2		0- 0		3- 0	
8- 6		0- 1		1- 1		NON-CONFERENCE		0- 3		0- 1		7- 0	
3- 1		0- 1		0- 0		HOME		0- 0		0- 0		3- 0	
3- 2		0- 0		0- 0		AWAY		0- 1		0- 1		3- 0	
2- 3		0- 0		1- 1		NEUTRAL		0- 2		0- 0		1- 0	
14- 4		0- 0		0- 0		CONFERENCE		2- 0		0- 0		12- 4	
8- 0		0- 0		0- 0		HOME		1- 0		0- 0		7- 0	
4- 4		0- 0		0- 0		AWAY		1- 0		0- 0		3- 4	
2- 0		0- 0		0- 0		NEUTRAL		0- 0		0- 0		2- 0	

RPI 1-25			
RPI	S	Opponent	Score
8	H	Duke	46 83
RPI 26-50			
RPI	S	Opponent	Score
30	N	South Fla.	73 68
32	N	Quinnipiac	60 63
RPI 51-100			
RPI	S	Opponent	Score
81	N	Oklahoma St.	57 63
83	A	UC Davis	64 51
83	H	UC Davis	64 62
84	N	Florida	53 83
92	A	Southern California	74 82
RPI 101+			
RPI	S	Opponent	Score
140	A	San Francisco	71 73
155	A	CSUN	56 63
155	H	CSUN	63 60
155	N	CSUN	61 60
175	H	Houston	65 55
187	A	UC Riverside	73 66
187	H	UC Riverside	55 51
194	H	Columbia	73 60
200	A	UC Santa Barbara	60 65
200	H	UC Santa Barbara	59 45
200	N	UC Santa Barbara	56 55
204	A	Loyola Marymount	81 78
227	N	Boston U.	61 48
241	A	Hawaii	63 66
241	H	Hawaii	68 57
243	H	Pacific	66 58
273	A	Cal Poly	67 69
273	H	Cal Poly	83 80
285	A	Nevada	97 93
314	A	Pepperdine	44 41
328	A	UC Irvine	68 63
328	H	UC Irvine	87 74
346	A	Cal St. Fullerton	65 48
346	H	Cal St. Fullerton	84 55
Team's RPI: 111			

Non-Div I Games:	Biola	76	48
------------------	-------	----	----

Long Beach St.

Loss, Non-Conf, S Site, H Home A Away N Neutral

Longwood

Through Games Of March 12, 2017

Average RPI Win:	345	WON-LOST	WINNING	LAST 10	STRENGTH OF	OPP. STRENGTH	TEAM	ADJ.	CONF.	ADJ CONF.
Average RPI Loss:	205	RECORD	PCT. RANK	GAMES	SCHEDULE	OF SCHEDULE	RPI	RPI	RPI	RPI
DIV. I ONLY	3- 25	339	1- 9	298	320	342	342	28	28	
DIV. I NON-CONF.	2- 7	284	0- 0	223	302	287	287	28	28	
TOTALS	RPI 1-25	RPI 26-50	W-L RECORDS	RPI 51-100	RPI 101-150	RPI 150+				
3- 25	0- 1	0- 2	OVERALL	0- 0	0- 3	3- 19				
2- 9	0- 0	0- 0	HOME	0- 0	0- 1	2- 8				
1- 15	0- 0	0- 1	AWAY	0- 0	0- 1	1- 4				
0- 1	0- 0	0- 0	NEUTRAL	0- 0	0- 0	0- 1				
2- 7	0- 1	0- 2	NON-CONFERENCE	0- 0	0- 1	2- 3				
1- 1	0- 0	0- 0	HOME	0- 0	0- 0	1- 1				
1- 6	0- 1	0- 2	AWAY	0- 0	0- 1	1- 2				
0- 0	0- 0	0- 0	NEUTRAL	0- 0	0- 0	0- 0				
1- 18	0- 0	0- 0	CONFERENCE	0- 0	0- 2	1- 16				
1- 8	0- 0	0- 0	HOME	0- 0	0- 1	1- 7				
0- 9	0- 0	0- 0	AWAY	0- 0	0- 1	0- 8				
0- 1	0- 0	0- 0	NEUTRAL	0- 0	0- 0	0- 1				

RPI 1-25				RPI 26-50				RPI 51-100				RPI 101+ Team's RPI: 342			
RPI	S	Opponent	Score	RPI	S	Opponent	Score	RPI	S	Opponent	Score	RPI	S	Opponent	Score
8	A	Duke	48 105	29	A	Marquette	37 87					120	A	Charlotte	41 66
				40	A	West Virginia	40 107					126	A	Radford	55 73
												126	H	Radford	34 74
												192	A	Campbell	50 74
												192	H	Campbell	54 66
												197	A	UNC Asheville	53 84
												197	H	UNC Asheville	53 80
												197	N	UNC Asheville	59 65
												222	A	Presbyterian	55 65
												222	H	Presbyterian	62 63
												233	A	High Point	60 81
												233	H	High Point	49 80
												234	A	Liberty	47 92
												234	H	Liberty	38 71
												240	A	Charleston So.	63 71
												240	H	Charleston So.	47 62
												250	A	Marshall	50 70
												283	H	Norfolk St.	56 85
												312	A	Gardner-Webb	55 89
												312	H	Gardner-Webb	43 77
												339	A	Fairleigh Dickinson	59 75
												343	A	UMass Lowell	72 59
												345	A	Winthrop	72 78
												345	H	Winthrop	83 78
												347	H	Delaware St.	88 77
LAST 12 Division I GAMES:															
				197	N	UNC Asheville	59 65					126	H	Radford	34 74
				222	H	Presbyterian	62 63					345	H	Winthrop	83 78
				233	A	High Point	60 81					312	A	Gardner-Webb	55 89
				240	A	Charleston So.	63 71					192	A	Campbell	50 74
				234	H	Liberty	38 71					233	H	High Point	49 80
				197	A	UNC Asheville	53 84					240	H	Charleston So.	47 62

Non-Div I Games: West Va. Tech 58 76 Milligan 71 47

Longwood

Loss, Non-Conf, S Site, H Home A Away N Neutral

Average RPI Win:	242	WON-LOST	WINNING	LAST 10	STRENGTH OF	OPP. STRENGTH	TEAM	ADJ.	CONF.	ADJ CONF.
Average RPI Loss:	121	RECORD	PCT. RANK	GAMES	SCHEDULE	OF SCHEDULE	RPI	RPI	RPI	RPI
DIV. I ONLY	18- 11	109	7- 3	197	222	141	141	21	21	
DIV. I NON-CONF.	4- 3	141	0- 0	173	138	148	148	19	19	
TOTALS	RPI 1-25	RPI 26-50	W-L RECORDS	RPI 51-100	RPI 101-150	RPI 150+				
18- 11	0- 1	1- 2	OVERALL	0- 2	2- 2	15- 4				
9- 3	0- 0	0- 1	HOME	0- 1	2- 0	7- 1				
5- 6	0- 0	0- 1	AWAY	0- 0	0- 1	5- 1				
4- 2	0- 1	1- 0	NEUTRAL	0- 0	0- 1	3- 0				
4- 3	0- 1	0- 0	NON-CONFERENCE	0- 0	1- 1	3- 1				
2- 1	0- 0	0- 0	HOME	0- 0	1- 0	1- 1				
1- 1	0- 0	0- 0	AWAY	0- 0	0- 1	1- 0				
1- 1	0- 1	0- 0	NEUTRAL	0- 0	0- 0	1- 0				
14- 8	0- 0	1- 2	CONFERENCE	0- 2	1- 1	12- 3				
7- 2	0- 0	0- 1	HOME	0- 1	1- 0	6- 0				
4- 5	0- 0	0- 1	AWAY	0- 1	0- 0	4- 3				
3- 1	0- 0	1- 0	NEUTRAL	0- 0	0- 1	2- 0				

RPI 1-25				RPI 26-50				RPI 51-100				RPI 101+				Team's RPI: 141	
RPI	S	Opponent	Score	RPI	S	Opponent	Score	RPI	S	Opponent	Score	RPI	S	Opponent	Score		
2	N	Notre Dame	51 91	48	A	Little Rock	60 64	91	A	UT Arlington	66 79	102	A	Southern Miss.	49 71		
				48	H	Little Rock	64 82	91	H	UT Arlington	76 79	106	H	Troy	80 72		
				48	N	Little Rock	79 71					106	N	Troy	64 78		
												139	H	Louisiana Tech	80 72		
												168	A	Texas St.	40 62		
												168	H	Texas St.	62 43		
												168	N	Texas St.	66 64		
												175	H	Houston	64 69		
												216	A	Appalachian St.	68 58		
												246	H	South Ala.	62 38		
												248	A	Ga. Southern	60 63		
												248	H	Ga. Southern	79 52		
												257	A	Coastal Caro.	68 71		
												260	A	Georgia St.	70 64		
												260	H	Georgia St.	72 65		
												267	N	Southeast Mo. St.	82 78		
												280	A	McNeese	77 70		
												317	A	Arkansas St.	80 72		
												317	H	Arkansas St.	72 60		
												329	H	Southeastern La.	86 77		
												331	A	La.-Monroe	65 59		
												331	H	La.-Monroe	67 57		
												331	N	La.-Monroe	79 72		
LAST 12 Division I GAMES:																	
				106	N	Troy	64 78	257	A	Coastal Caro.	68 71						
				48	N	Little Rock	79 71	216	A	Appalachian St.	68 58						
				168	N	Texas St.	66 64	331	A	La.-Monroe	65 59						
				331	N	La.-Monroe	79 72	106	H	Troy	80 72						
				91	H	UT Arlington	76 79	246	H	South Ala.	62 38						
				168	H	Texas St.	62 43	260	A	Georgia St.	70 64						

Non-Div I Games: Xavier (LA) 74 55 Southern-N.O. 87 57

Louisiana

■ Loss,
 ■ Non-Conf,
 ■ S Site,
 ■ Home
 ■ Away
 N Neutral

Non-Conference Team				Through Games Of March 17, 2017						
Average RPI Win:	219	WON-LOST	WINNING	LAST 10	STRENGTH OF	OPP. STRENGTH	TEAM	ADJ.	CONF.	ADJ CONF.
Average RPI Loss:	114	RECORD	PCT. RANK	GAMES	SCHEDULE	OF SCHEDULE	RPI	RPI	RPI	RPI
DIV. I ONLY	17- 13	123	8- 2	142	152	139	139	14	14	
DIV. I NON-CONF.	4- 6	209	0- 0	185	174	207	207	16	16	
TOTALS	RPI 1-25	RPI 26-50	W-L RECORDS	RPI 51-100	RPI 101-150	RPI 150+				
17- 13	0- 0	0- 4	OVERALL	0- 2	3- 4	14- 3				
9- 5	0- 0	0- 2	HOME	0- 2	2- 1	7- 0				
7- 7	0- 0	0- 1	AWAY	0- 0	0- 3	7- 3				
1- 1	0- 0	0- 1	NEUTRAL	0- 0	1- 0	0- 0				
4- 6	0- 0	0- 2	NON-CONFERENCE	0- 1	0- 2	4- 1				
2- 3	0- 0	0- 2	HOME	0- 1	0- 0	2- 0				
2- 3	0- 0	0- 0	AWAY	0- 0	0- 2	2- 1				
0- 0	0- 0	0- 0	NEUTRAL	0- 0	0- 0	0- 0				
13- 7	0- 0	0- 2	CONFERENCE	0- 1	3- 2	10- 2				
7- 2	0- 0	0- 0	HOME	0- 1	2- 1	5- 0				
5- 4	0- 0	0- 1	AWAY	0- 0	0- 1	5- 2				
1- 1	0- 0	0- 1	NEUTRAL	0- 0	1- 0	0- 0				

[illegible]

Non-Div I Games: LSU-Alexandria 103 63

Louisiana Tech

Loss, Non-Conf, S Site, H Home A Away N Neutral

Loyola Chicago

Through Games Of March 12, 2017

Average RPI Win: 324	WON-LOST	WINNING	LAST 10	STRENGTH OF	OPP. STRENGTH	TEAM	ADJ.	CONF.	ADJ CONF.
Average RPI Loss: 147	RECORD	PCT. RANK	GAMES	SCHEDULE	OF SCHEDULE	RPI	RPI	RPI	RPI
DIV. I ONLY	2- 28	346	0- 10	136	162	326	326	16	16
DIV. I NON-CONF.	1- 10	325	0- 0	54	89	272	272	14	14
TOTALS	RPI 1-25	RPI 26-50	W-L RECORDS	RPI 51-100	RPI 101-150	RPI 150+			
2- 28	0- 2	0- 3	OVERALL	0- 3	0- 4	2- 16			
2- 11	0- 1	0- 1	HOME	0- 2	0- 1	2- 6			
0- 14	0- 1	0- 2	AWAY	0- 1	0- 1	0- 9			
0- 3	0- 0	0- 0	NEUTRAL	0- 0	0- 2	0- 1			
1- 10	0- 2	0- 1	NON-CONFERENCE	0- 1	0- 4	1- 2			
1- 3	0- 1	0- 0	HOME	0- 1	0- 1	1- 0			
0- 5	0- 1	0- 1	AWAY	0- 0	0- 1	0- 2			
0- 2	0- 0	0- 0	NEUTRAL	0- 0	0- 2	0- 0			
1- 18	0- 0	0- 2	CONFERENCE	0- 2	0- 0	1- 14			
1- 8	0- 0	0- 1	HOME	0- 1	0- 0	1- 6			
0- 9	0- 0	0- 1	AWAY	0- 1	0- 0	0- 7			
0- 1	0- 0	0- 0	NEUTRAL	0- 0	0- 0	0- 1			

RPI 1-25			RPI 26-50			RPI 51-100			RPI 101+ Team's RPI: 326		
RPI	S	Opponent	Score	RPI	S	Opponent	Score	RPI	S	Opponent	Score
15	A	Miami (FL)	43 81	26	A	Drake	46 89	52	A	UNI	30 68
17	H	DePaul	46 107	26	H	Drake	42 86	52	H	UNI	43 89
				43	A	Central Mich.	57 95	75	H	Northern Ill.	70 90
LAST 12 Division I GAMES:											
				232	N	Bradley	42 57	52	H	UNI	43 89
				178	H	Southern Ill.	46 71	251	A	Indiana St.	32 53
				225	H	Evansville	50 81	303	A	Illinois St.	51 63
				166	A	Missouri St.	52 61	232	A	Bradley	45 72
				173	A	Wichita St.	43 65	173	H	Wichita St.	64 83
				26	H	Drake	42 86	166	H	Missouri St.	32 60
								303	A	Illinois St.	51 63
								303	H	Illinois St.	64 61
								344	H	Chicago St.	59 54

Non-Div I Games:

Loyola Chicago

Loss, Non-Conf, S Site, H Home A Away N Neutral

Loyola Maryland

Through Games Of March 12, 2017

Average RPI Win:	281	WON-LOST	WINNING	LAST 10	STRENGTH OF	OPP. STRENGTH	TEAM	ADJ.	CONF.	ADJ CONF.
Average RPI Loss:	159	RECORD	PCT. RANK	GAMES	SCHEDULE	OF SCHEDULE	RPI	RPI	RPI	RPI
DIV. I ONLY	11- 20	255	2- 8	208	268	269	269	23	23	
DIV. I NON-CONF.	4- 7	224	0- 0	172	230	244	244	25	25	
TOTALS	RPI 1-25	RPI 26-50	W-L RECORDS	RPI 51-100	RPI 101-150	RPI 150+				
11- 20	0- 1	0- 0	OVERALL	0- 4	0- 4	11- 11				
8- 8	0- 1	0- 0	HOME	0- 1	0- 2	8- 4				
3- 12	0- 0	0- 0	AWAY	0- 3	0- 2	3- 7				
0- 0	0- 0	0- 0	NEUTRAL	0- 0	0- 0	0- 0				
4- 7	0- 1	0- 0	NON-CONFERENCE	0- 1	0- 2	4- 3				
3- 3	0- 1	0- 0	HOME	0- 0	0- 1	3- 1				
1- 4	0- 0	0- 0	AWAY	0- 1	0- 1	1- 2				
0- 0	0- 0	0- 0	NEUTRAL	0- 0	0- 0	0- 0				
7- 13	0- 0	0- 0	CONFERENCE	0- 3	0- 2	7- 8				
5- 5	0- 0	0- 0	HOME	0- 1	0- 1	5- 3				
2- 8	0- 0	0- 0	AWAY	0- 2	0- 1	2- 5				
0- 0	0- 0	0- 0	NEUTRAL	0- 0	0- 0	0- 0				

RPI 1-25			RPI 26-50			RPI 51-100			RPI 101+ Team's RPI: 269		
RPI	S	Opponent	Score	RPI	S	Opponent	Score	RPI	S	Opponent	Score
16	H	Maryland	60 79					54	A	George Washington	64 74
								62	A	Bucknell	39 57
								62	A	Bucknell	72 75
								62	H	Bucknell	66 72
								122	A	Navy	51 77
								122	H	Navy	43 55
								127	A	Cornell	50 58
								138	H	Delaware	45 47
								161	A	Army West Point	48 67
								161	H	Army West Point	71 62
								163	A	Pittsburgh	44 74
								165	A	Fairfield	57 58
								185	A	American	59 66
								185	H	American	45 60
								194	H	Columbia	53 65
								212	A	UMBC	70 65
								227	A	Boston U.	58 61
								227	H	Boston U.	55 67
								275	A	Colgate	62 76
								275	H	Colgate	87 77
								289	H	Mt. St. Mary's	58 53
								298	A	Lafayette	60 55
								298	H	Lafayette	75 47
								299	H	Lipscomb	74 30
								308	A	Lehigh	69 86
								308	H	Lehigh	78 50
								308	H	Lehigh	62 58
								318	A	Holy Cross	56 37
								318	H	Holy Cross	58 59
								324	H	St. Francis Brooklyn	69 60
LAST 12 Division I GAMES:											
62	A	Bucknell	72 75	62	A	Bucknell	39 57				
308	H	Lehigh	78 50	227	H	Boston U.	55 67				
318	A	Holy Cross	56 37	122	H	Navy	43 55				
185	A	American	59 66	161	A	Army West Point	48 67				
318	H	Holy Cross	58 59	308	A	Lehigh	69 86				
275	A	Colgate	62 76	298	H	Lafayette	75 47				

Non-Div I Games:

Loyola Maryland

Loss, Non-Conf, S Site, H Home A Away N Neutral

Average RPI Win:	238	WON-LOST	WINNING	LAST 10	STRENGTH OF	OPP. STRENGTH	TEAM	ADJ.	CONF.	ADJ CONF.
Average RPI Loss:	128	RECORD	PCT. RANK	GAMES	SCHEDULE	OF SCHEDULE	RPI	RPI	RPI	RPI
DIV. I ONLY	14- 16	192	5- 5	220	169	204	204	15	15	
DIV. I NON-CONF.	5- 6	186	0- 0	215	245	208	208	13	13	
TOTALS	RPI 1-25	RPI 26-50	W-L RECORDS	RPI 51-100	RPI 101-150	RPI 150+				
14- 16	0- 0	0- 0	OVERALL	1- 6	1- 6	12- 4				
9- 6	0- 0	0- 0	HOME	1- 3	1- 2	7- 1				
5- 9	0- 0	0- 0	AWAY	0- 1	0- 0	5- 1				
0- 1	0- 0	0- 0	NEUTRAL	0- 0	0- 1	0- 0				
5- 6	0- 0	0- 0	NON-CONFERENCE	0- 3	0- 2	5- 1				
2- 4	0- 0	0- 0	HOME	0- 2	0- 1	2- 1				
3- 2	0- 0	0- 0	AWAY	0- 1	0- 1	3- 0				
0- 0	0- 0	0- 0	NEUTRAL	0- 0	0- 0	0- 0				
9- 10	0- 0	0- 0	CONFERENCE	1- 3	1- 4	7- 3				
7- 2	0- 0	0- 0	HOME	1- 1	1- 1	5- 0				
2- 7	0- 0	0- 0	AWAY	0- 2	0- 2	2- 3				
0- 1	0- 0	0- 0	NEUTRAL	0- 0	0- 1	0- 0				

RPI 1-25				RPI 26-50				RPI 51-100				RPI 101+				Team's RPI: 204	
RPI	S	Opponent	Score	RPI	S	Opponent	Score	RPI	S	Opponent	Score	RPI	S	Opponent	Score		
								57	H	Belmont	72 79	101	A	Washington St.	45 92		
								66	A	Gonzaga	61 73	111	H	Long Beach St.	78 81		
								66	H	Gonzaga	56 80	114	A	St. Mary's (CA)	59 74		
								81	A	Oklahoma St.	58 66	114	H	St. Mary's (CA)	72 57		
								90	A	BYU	59 76	140	A	San Francisco	73 89		
								90	H	BYU	77 74	140	H	San Francisco	72 79		
								94	H	Saint Louis	76 90	140	N	San Francisco	67 80		
												158	A	Santa Clara	64 71		
												158	H	Santa Clara	61 50		
												187	H	UC Riverside	72 75		
												200	H	UC Santa Barbara	57 55		
												215	A	Seattle U	62 59		
												223	A	San Diego	58 61		
												223	H	San Diego	63 55		
												243	A	Pacific	65 52		
												243	H	Pacific	75 64		
												270	A	San Diego St.	60 53		
												276	A	Portland	56 71		
												276	H	Portland	69 54		
												314	A	Pepperdine	87 78		
												314	H	Pepperdine	72 60		
												328	H	UC Irvine	58 39		
												346	A	Cal St. Fullerton	77 62		
LAST 12 Division I GAMES:																	
				140	N	San Francisco	67 80	66	A	Gonzaga	61 73						
				243	H	Pacific	75 64	140	H	San Francisco	72 79						
				140	A	San Francisco	73 89	223	H	San Diego	63 55						
				314	A	Pepperdine	87 78	90	H	BYU	77 74						
				114	H	St. Mary's (CA)	72 57	243	A	Pacific	65 52						
				276	A	Portland	56 71	158	H	Santa Clara	61 50						

Non-Div I Games:

Loyola Marymount

■ Loss,
 ■ Non-Conf,
 ■ S Site,
 ■ H Home
 ■ A Away
 N Neutral

Average RPI Win: 205	WON-LOST	WINNING	LAST 10	STRENGTH OF	OPP. STRENGTH	TEAM	ADJ.	CONF.	ADJ CONF.
Average RPI Loss: 120	RECORD	PCT. RANK	GAMES	SCHEDULE	OF SCHEDULE	RPI	RPI	RPI	RPI
DIV. I ONLY	18- 16	161	6- 4	111	141	128	128	22	22
DIV. I NON-CONF.	7- 8	181	0- 0	73	26	97	97	22	22
TOTALS	RPI 1-25	RPI 26-50	W-L RECORDS	RPI 51-100	RPI 101-150	RPI 150+			
18- 16	0- 3	0- 1	OVERALL	3- 3	1- 3	14- 6			
10- 2	0- 1	0- 0	HOME	1- 1	1- 0	8- 0			
3- 13	0- 2	0- 1	AWAY	0- 2	0- 3	3- 5			
5- 1	0- 0	0- 0	NEUTRAL	2- 0	0- 0	3- 1			
7- 8	0- 3	0- 1	NON-CONFERENCE	2- 1	0- 1	5- 2			
3- 1	0- 1	0- 0	HOME	1- 0	0- 0	2- 0			
1- 6	0- 2	0- 1	AWAY	0- 1	0- 1	1- 1			
3- 1	0- 0	0- 0	NEUTRAL	1- 0	0- 0	2- 1			
11- 8	0- 0	0- 0	CONFERENCE	1- 2	1- 2	9- 4			
7- 1	0- 0	0- 0	HOME	0- 1	1- 0	6- 0			
2- 7	0- 0	0- 0	AWAY	0- 1	0- 2	2- 4			
2- 0	0- 0	0- 0	NEUTRAL	1- 0	0- 0	1- 0			

RPI	S	Opponent	Score	RPI	S	Opponent	Score	RPI	S	Opponent	Score	RPI	S	Opponent	Score	Team's RPI: 128
3	A	South Carolina	42 79	49	A	Harvard	62 69	58	H	Purdue	67 47	113	A	Albany (NY)	50 66	
5	H	Mississippi St.	43 87					68	N	Chattanooga	49 39	113	A	Albany (NY)	60 64	
15	A	Miami (FL)	51 76					74	A	Tulane	62 77	113	H	Albany (NY)	84 71	
								76	A	New Hampshire	44 50	117	A	Clemson	61 69	
								76	H	New Hampshire	57 65	151	N	Hampton	49 58	
								76	N	New Hampshire	61 52	160	H	Northeastern	68 49	
												176	A	Boston College	53 64	
												184	A	Hartford	66 60	
												184	H	Hartford	73 62	
												205	N	ETSU	61 48	
												211	A	Binghamton	52 58	
												211	H	Binghamton	62 49	
												211	N	Binghamton	57 40	
												212	A	UMBC	62 66	
												212	H	UMBC	72 40	
												220	H	Dartmouth	60 55	
												244	A	Bryant	77 52	
												258	A	Stony Brook	41 55	
												258	H	Stony Brook	78 71	
												274	A	Vermont	52 55	
												274	H	Vermont	59 43	
												327	N	Saint Peter's	59 43	
												343	A	UMass Lowell	65 44	
												343	H	UMass Lowell	76 50	

LAST 12 Division I GAMES:

113	A	Albany (NY)	50 66	258	H	Stony Brook	78 71
76	N	New Hampshire	61 52	343	H	UMass Lowell	76 50
211	N	Binghamton	57 40	184	A	Hartford	66 60
211	H	Binghamton	62 49	212	A	UMBC	62 66
113	A	Albany (NY)	60 64	274	H	Vermont	59 43
76	H	New Hampshire	57 65	211	A	Binghamton	52 58

Non-Div I Games:

Maine

■ Loss,
 ■ Non-Conf,
 S Site,
 ■ Home
 ■ Away
 N Neutral

RPI 1-25				RPI 26-50				RPI 51-100				RPI 101+				Team's RPI: 279	
RPI	S	Opponent	Score	RPI	S	Opponent	Score	RPI	S	Opponent	Score	RPI	S	Opponent	Score		
				32	A	Quinnipiac	38 81	62	A	Bucknell	64 69	109	A	Rider	64 73		
				32	H	Quinnipiac	49 69	76	H	New Hampshire	42 59	109	H	Rider	36 53		
								98	A	Buffalo	39 73	119	A	Fordham	60 63		
												133	H	Yale	63 57		
												148	A	Iona	53 70		
												148	H	Iona	62 76		
												154	A	Brown	58 57		
												165	A	Fairfield	56 71		
												165	H	Fairfield	43 64		
												177	A	Siena	62 67		
												177	H	Siena	68 66		
												218	A	Monmouth	75 61		
												218	H	Monmouth	50 63		
												218	N	Monmouth	46 62		
												231	A	Marist	76 81		
												231	H	Marist	47 62		
												254	A	Canisius	48 58		
												254	H	Canisius	57 62		
												258	H	Stony Brook	50 55		
												265	A	Niagara	42 65		
												265	H	Niagara	59 62		
												318	H	Holy Cross	60 56		
												324	A	St. Francis Brooklyn	55 52		
												327	A	Saint Peter's	69 65		
												327	H	Saint Peter's	57 44		
				218	N	Monmouth	46 62	177	A	Siena	62 67						
				231	A	Marist	76 81	265	A	Niagara	42 65						
				218	H	Monmouth	50 63	254	A	Canisius	48 58						
				32	H	Quinnipiac	49 69	327	H	Saint Peter's	57 44						
				218	A	Monmouth	75 61	109	A	Rider	64 73						
				165	H	Fairfield	43 64	327	A	Saint Peter's	69 65						
LAST 12 Division I GAMES:																	

Non-Div I Games:

Marist

Through Games Of March 12, 2017

Average RPI Win: 239	WON-LOST	WINNING	LAST 10	STRENGTH OF	OPP. STRENGTH	TEAM	ADJ.	CONF.	ADJ CONF.
Average RPI Loss: 166	RECORD	PCT. RANK	GAMES	SCHEDULE	OF SCHEDULE	RPI	RPI	RPI	RPI
DIV. I ONLY	15- 17	189	5- 5	309	168	231	231	19	19
DIV. I NON-CONF.	3- 7	250	0- 0	328	107	307	307	17	17
TOTALS	RPI 1-25	RPI 26-50	W-L RECORDS	RPI 51-100	RPI 101-150	RPI 150+			
15- 17	0- 1	0- 3	OVERALL	0- 0	1- 3	14- 10			
5- 8	0- 1	0- 1	HOME	0- 0	0- 2	5- 4			
8- 6	0- 0	0- 1	AWAY	0- 0	1- 1	7- 4			
2- 3	0- 0	0- 1	NEUTRAL	0- 0	0- 0	2- 2			
3- 7	0- 1	0- 1	NON-CONFERENCE	0- 0	0- 0	3- 5			
1- 2	0- 1	0- 0	HOME	0- 0	0- 0	1- 1			
1- 3	0- 0	0- 0	AWAY	0- 0	0- 0	1- 3			
1- 2	0- 0	0- 1	NEUTRAL	0- 0	0- 0	1- 1			
12- 10	0- 0	0- 2	CONFERENCE	0- 0	1- 3	11- 5			
4- 6	0- 0	0- 1	HOME	0- 0	0- 2	4- 3			
7- 3	0- 0	0- 1	AWAY	0- 0	1- 1	6- 1			
1- 1	0- 0	0- 0	NEUTRAL	0- 0	0- 0	1- 1			

RPI 1-25				RPI 26-50				RPI 51-100				RPI 101+ Team's RPI: 231			
RPI	S	Opponent	Score	RPI	S	Opponent	Score	RPI	S	Opponent	Score	RPI	S	Opponent	Score
23	H	Creighton	50 72	32	A	Quinnipiac	57 79					109	A	Rider	46 65
				32	H	Quinnipiac	36 70					109	H	Rider	56 69
				45	N	Auburn	51 52					148	A	Iona	68 62
												148	H	Iona	37 48
												165	A	Fairfield	68 62
												165	H	Fairfield	71 55
												165	N	Fairfield	44 61
												172	N	East Carolina	68 70
												177	A	Siena	70 59
												177	H	Siena	68 69
												182	A	Hofstra	42 62
												199	H	Seton Hall	63 76
												218	A	Monmouth	69 79
												218	H	Monmouth	76 66
												220	A	Dartmouth	66 61
												227	H	Boston U.	76 57
												254	A	Canisius	85 74
												254	H	Canisius	67 60
												265	A	Niagara	60 58
												265	H	Niagara	53 68
												279	A	Manhattan	62 47
												279	H	Manhattan	81 76
												281	N	N.C. A&T	69 64
												301	A	Rhode Island	61 82
												318	A	Holy Cross	46 50
												327	A	Saint Peter's	66 58
LAST 12 Division I GAMES:															
				165	N	Fairfield	44 61					109	A	Rider	46 65
				327	N	Saint Peter's	71 60					265	H	Niagara	53 68
				279	H	Manhattan	81 76					32	A	Quinnipiac	57 79
				32	H	Quinnipiac	36 70					327	A	Saint Peter's	66 58
				218	H	Monmouth	76 66					177	A	Siena	70 59
				165	A	Fairfield	68 62					254	H	Canisius	67 60

Non-Div I Games:

Marist

■ Loss,
 ■ Non-Conf, S Site,
 ■ Home
 ■ Away
 N Neutral

M
a
r
i
s
t

RPI S Opponent Marist Score

Through Games Of March 12, 2017

RPI	S	Opponent	Score	
327	H	Saint Peter's	69	73
327	N	Saint Peter's	71	60

M
a
r
i
s
t

Marist

Average RPI Win: 135		WON-LOST	WINNING	LAST 10	STRENGTH OF	OPP. STRENGTH	TEAM	ADJ.	CONF.	ADJ CONF.
Average RPI Loss: 81		RECORD	PCT. RANK	GAMES	SCHEDULE	OF SCHEDULE	RPI	RPI	RPI	RPI
DIV. I ONLY		25- 7	30	9- 1	54	73	29	29	7	7
DIV. I NON-CONF.		9- 2	37	0- 0	88	92	43	43	7	7
TOTALS		RPI 1-25	RPI 26-50		W-L RECORDS		RPI 51-100	RPI 101-150		RPI 150+
25- 7	5- 2	1- 1		OVERALL		6- 2	1- 0		12- 2	
16- 3	3- 1	1- 1		HOME		4- 1	1- 0		7- 0	
9- 3	2- 1	0- 0		AWAY		2- 1	0- 0		5- 1	
0- 1	0- 0	0- 0		NEUTRAL		0- 0	0- 0		0- 1	
9- 2	1- 0	1- 1		NON-CONFERENCE		1- 0	1- 0		5- 1	
6- 1	0- 0	1- 1		HOME		1- 0	1- 0		3- 0	
3- 0	1- 0	0- 0		AWAY		0- 0	0- 0		2- 0	
0- 1	0- 0	0- 0		NEUTRAL		0- 0	0- 0		0- 1	
16- 5	4- 2	0- 0		CONFERENCE		5- 2	0- 0		7- 1	
10- 2	3- 1	0- 0		HOME		3- 1	0- 0		4- 0	
6- 3	1- 1	0- 0		AWAY		2- 1	0- 0		3- 1	
0- 0	0- 0	0- 0		NEUTRAL		0- 0	0- 0		0- 0	

RPI 1-25				RPI 26-50				Team's RPI: 29	RPI 51-100				RPI 101+			
RPI	S	Opponent	Score	RPI	S	Opponent	Score		RPI	S	Opponent	Score	RPI	S	Opponent	Score
4	A	Oregon St.	74 73	28	H	Green Bay	63 78		59	H	Western Ill.	77 61	145	H	Milwaukee	85 74
17	A	DePaul	102 101	34	H	Arizona St.	75 63		67	A	Villanova	77 71	152	H	New Mexico	62 52
17	H	DePaul	86 78						67	H	Villanova	62 53	158	N	Santa Clara	62 65
17	H	DePaul	96 81						70	A	Georgetown	84 77	195	A	Providence	64 66
23	A	Creighton	77 80						70	H	Georgetown	80 66	195	H	Providence	79 74
23	H	Creighton	63 83						70	H	Georgetown	80 70	199	A	Seton Hall	83 77
23	H	Creighton	72 65						71	A	St. John's (NY)	64 70	199	H	Seton Hall	103 60
									71	H	St. John's (NY)	72 82	207	A	Xavier	86 71
													207	H	Xavier	85 61
													210	A	Wisconsin	81 75
													242	H	Saint Francis (PA)	104 91
													243	A	Pacific	89 75
													259	A	Butler	72 66
													259	H	Butler	91 53
													342	H	Longwood	87 37
LAST 12 Division I GAMES:																
17	H	DePaul	86 78	207	A	Xavier	86 71									
23	H	Creighton	72 65	259	A	Butler	72 66									
70	H	Georgetown	80 66	71	H	St. John's (NY)	72 82									
67	H	Villanova	62 53	199	H	Seton Hall	103 60									
70	H	Georgetown	80 70	23	A	Creighton	77 80									
17	H	DePaul	96 81	195	A	Providence	64 66									

Non-Div I Games:

Marquette

■ Loss,
■ Non-Conf,
■ S Site,
■ H Home
■ A Away
N Neutral

RPI 1-25				RPI 26-50				RPI 51-100				RPI 101+				Team's RPI: 250	
RPI	S	Opponent	Score	RPI	S	Opponent	Score	RPI	S	Opponent	Score	RPI	S	Opponent	Score		
				35	A	Western Ky.	57 73	85	A	Middle Tenn.	69 94	102	H	Southern Miss.	78 82		
				35	H	Western Ky.	64 78	85	H	Middle Tenn.	63 72	118	A	North Carolina	53 75		
								87	A	Penn St.	80 82	120	A	Charlotte	77 93		
												120	H	Charlotte	75 89		
												120	N	Charlotte	66 71		
												136	A	Old Dominion	69 73		
												136	H	Old Dominion	85 94		
												139	H	Louisiana Tech	54 72		
												157	A	Rice	74 84		
												186	A	North Texas	60 57		
												188	A	UTSA	88 81		
												191	A	UAB	55 71		
												191	H	UAB	61 58		
												208	A	Illinois	55 53		
												257	H	Coastal Caro.	84 66		
												268	N	Prairie View	68 78		
												302	A	UTEP	74 84		
												309	H	FIU	70 52		
												324	H	Florida A&M	77 67		
												330	H	Morgan St.	62 43		
												338	H	Fla. Atlantic	76 53		
												340	N	Sam Houston St.	73 50		
												342	H	Longwood	70 50		
LAST 12 Division I GAMES:																	
				120	N	Charlotte	66 71	191	A	UAB	55 71						
				186	A	North Texas	60 57	35	H	Western Ky.	64 78						
				157	A	Rice	74 84	139	H	Louisiana Tech	54 72						
				120	H	Charlotte	75 89	102	H	Southern Miss.	78 82						
				136	H	Old Dominion	85 94	302	A	UTEP	74 84						
				85	A	Middle Tenn.	69 94	188	A	UTSA	88 81						

Non-Div I Games:	Me.-Fort Kent	136	62	Bluefield Col.	77	35
------------------	---------------	-----	----	----------------	----	----

Page 179

Maryland

Through Games Of March 12, 2017

Average RPI Win:	143	WON-LOST	WINNING	LAST 10	STRENGTH OF	OPP. STRENGTH	TEAM	ADJ.	CONF.	ADJ CONF.
Average RPI Loss:	14	RECORD	PCT. RANK	GAMES	SCHEDULE	OF SCHEDULE	RPI	RPI	RPI	RPI
DIV. I ONLY	30- 2	2	9- 1	117	47	16	16	6	6	
DIV. I NON-CONF.	12- 1	7	0- 0	236	69	55	55	6	6	
TOTALS	RPI 1-25	RPI 26-50	W-L RECORDS	RPI 51-100	RPI 101-150	RPI 150+				
30- 2	1- 1	4- 1	OVERALL	10- 0	2- 0	13- 0				
14- 1	0- 1	1- 0	HOME	4- 0	0- 0	9- 0				
11- 1	1- 0	1- 1	AWAY	4- 0	1- 0	4- 0				
5- 0	0- 0	2- 0	NEUTRAL	2- 0	1- 0	0- 0				
12- 1	1- 1	1- 0	NON-CONFERENCE	0- 0	2- 0	8- 0				
6- 1	0- 1	0- 0	HOME	0- 0	0- 0	6- 0				
4- 0	1- 0	0- 0	AWAY	0- 0	1- 0	2- 0				
2- 0	0- 0	1- 0	NEUTRAL	0- 0	1- 0	0- 0				
18- 1	0- 0	3- 1	CONFERENCE	10- 0	0- 0	5- 0				
8- 0	0- 0	1- 0	HOME	4- 0	0- 0	3- 0				
7- 1	0- 0	1- 1	AWAY	4- 0	0- 0	2- 0				
3- 0	0- 0	1- 0	NEUTRAL	2- 0	0- 0	0- 0				

RPI 1-25				RPI 26-50				RPI 51-100				RPI 101+			
RPI	S	Opponent	Score	RPI	S	Opponent	Score	RPI	S	Opponent	Score	RPI	S	Opponent	Score
1	H	UConn	81 87	27	A	Ohio St.	87 98	51	A	Indiana	92 56	101	N	Washington St.	79 69
11	A	Louisville	78 72	34	N	Arizona St.	83 42	58	A	Purdue	85 70	124	A	Duquesne	77 57
				42	A	Michigan St.	89 72	58	N	Purdue	74 64	196	A	Nebraska	93 49
				42	N	Michigan St.	100 89	64	A	Iowa	98 82	208	A	Illinois	94 49
				46	H	Michigan	83 70	64	H	Iowa	100 81	208	H	Illinois	84 59
								69	H	Northwestern	96 65	210	H	Wisconsin	89 40
								73	A	Minnesota	83 72	212	H	UMBC	92 42
								73	H	Minnesota	93 60	213	H	Towson	97 63
								73	N	Minnesota	92 80	224	H	Rutgers	80 71
								87	H	Penn St.	89 83	261	H	UMES	106 61
												265	A	Niagara	96 64
												269	A	Loyola Maryland	79 60
												289	H	Mt. St. Mary's	106 42
												327	H	Saint Peter's	101 49
												343	H	UMass Lowell	100 44
LAST 12 Division I GAMES:															
				58	N	Purdue	74 64	42	A	Michigan St.	89 72				
				42	N	Michigan St.	100 89	208	H	Illinois	84 59				
				73	N	Minnesota	92 80	51	A	Indiana	92 56				
				73	H	Minnesota	93 60	58	A	Purdue	85 70				
				27	A	Ohio St.	87 98	64	H	Iowa	100 81				
				210	H	Wisconsin	89 40	208	A	Illinois	94 49				

Non-Div I Games:

Maryland

Loss, Non-Conf, S Site, H Home A Away N Neutral

Massachusetts

Through Games Of March 12, 2017

Average RPI Win:	275	WON-LOST	WINNING	LAST 10	STRENGTH OF	OPP. STRENGTH	TEAM	ADJ.	CONF.	ADJ CONF.
Average RPI Loss:	161	RECORD	PCT. RANK	GAMES	SCHEDULE	OF SCHEDULE	RPI	RPI	RPI	RPI
DIV. I ONLY	8- 21	288	1- 9	286	165	311	311	12	12	
DIV. I NON-CONF.	5- 7	205	1- 0	311	270	271	271	12	12	
TOTALS	RPI 1-25	RPI 26-50	W-L RECORDS	RPI 51-100	RPI 101-150	RPI 150+				
8- 21	0- 0	0- 1	OVERALL	0- 6	1- 3	7- 11				
6- 6	0- 0	0- 0	HOME	0- 2	1- 0	5- 4				
1- 14	0- 0	0- 0	AWAY	0- 1	0- 1	1- 2				
1- 1	0- 0	0- 0	NEUTRAL	0- 1	0- 0	1- 0				
5- 7	0- 0	0- 0	NON-CONFERENCE	0- 3	0- 0	5- 4				
4- 0	0- 0	0- 0	HOME	0- 0	0- 0	4- 0				
0- 6	0- 0	0- 0	AWAY	0- 2	0- 0	0- 4				
1- 1	0- 0	0- 0	NEUTRAL	0- 1	0- 0	1- 0				
3- 14	0- 0	0- 1	CONFERENCE	0- 3	1- 3	2- 7				
2- 6	0- 0	0- 0	HOME	0- 2	1- 0	1- 4				
1- 8	0- 0	0- 1	AWAY	0- 1	0- 3	1- 3				
0- 0	0- 0	0- 0	NEUTRAL	0- 0	0- 0	0- 0				

RPI S	Opponent	Score	RPI S	Opponent	Score	RPI S	Opponent	Score	RPI S	Opponent	Score	Team's RPI: 311
33	A Dayton	65 77	54	H George Washington	54 60	116	A Saint Joseph's	50 81				
			64	A Iowa	30 71	119	A Fordham	43 74				
			78	N Drexel	47 65	124	H Duquesne	75 67				
			94	A Saint Louis	51 91	147	A VCU	52 55				
			94	H Saint Louis	60 81	170	A La Salle	64 68				
			98	A Buffalo	47 61	170	H La Salle	52 57				
						182	A Hofstra	55 71				
						184	A Hartford	56 75				
						193	H George Mason	55 66				
						227	A Boston U.	60 64				
						229	A Richmond	45 56				
						244	H Bryant	68 62				
						247	H St. Bonaventure	38 55				
						277	A Davidson	61 60				
						277	H Davidson	59 63				
						301	A Rhode Island	50 53				
						301	H Rhode Island	68 67				
						305	H North Dakota St.	70 58				
						306	H Central Conn. St.	76 37				
						309	A FIU	57 58				
						318	H Holy Cross	69 66				
						323	N Montana	59 58				
LAST 12 Division I GAMES:												
94	A Saint Louis	51 91	277	H Davidson	59 63							
323	N Montana	59 58	94	H Saint Louis	60 81							
301	A Rhode Island	50 53	147	A VCU	52 55							
170	H La Salle	52 57	170	A La Salle	64 68							
229	A Richmond	45 56	54	H George Washington	54 60							
119	A Fordham	43 74	247	H St. Bonaventure	38 55							

Non-Div I Games: Merrimack 73 44

Massachusetts

Loss, Non-Conf, S Site, H Home A Away N Neutral

Average RPI Win:	321	WON-LOST	WINNING	LAST 10	STRENGTH OF	OPP. STRENGTH	TEAM	ADJ.	CONF.	ADJ CONF.
Average RPI Loss:	153	RECORD	PCT. RANK	GAMES	SCHEDULE	OF SCHEDULE	RPI	RPI	RPI	RPI
DIV. I ONLY	10- 17	249	4- 6	299	281	280	280	27	27	
DIV. I NON-CONF.	1- 6	310	0- 0	246	60	306	306	27	27	
TOTALS	RPI 1-25	RPI 26-50	W-L RECORDS	RPI 51-100	RPI 101-150	RPI 150+				
10- 17	0- 0	0- 0	OVERALL	0- 5	0- 6	10- 6				
5- 6	0- 0	0- 0	HOME	0- 2	0- 3	5- 1				
4- 8	0- 0	0- 0	AWAY	0- 2	0- 2	4- 4				
1- 3	0- 0	0- 0	NEUTRAL	0- 1	0- 1	1- 1				
1- 6	0- 0	0- 0	NON-CONFERENCE	0- 1	0- 3	1- 2				
0- 2	0- 0	0- 0	HOME	0- 0	0- 2	0- 0				
1- 2	0- 0	0- 0	AWAY	0- 1	0- 0	1- 1				
0- 2	0- 0	0- 0	NEUTRAL	0- 0	0- 1	0- 1				
9- 11	0- 0	0- 0	CONFERENCE	0- 4	0- 3	9- 4				
5- 4	0- 0	0- 0	HOME	0- 2	0- 1	5- 1				
3- 6	0- 0	0- 0	AWAY	0- 1	0- 2	3- 3				
1- 1	0- 0	0- 0	NEUTRAL	0- 1	0- 0	1- 0				

RPI 1-25			RPI 26-50			RPI 51-100			RPI 101+			Team's RPI: 280
RPI	S	Opponent	Score	RPI	S	Opponent	Score	RPI	S	Opponent	Score	
						74 A Tulane	65 82	108 A Abilene Christian		65 77		
						82 A Central Ark.	52 67	132 N Alabama		63 84		
						82 H Central Ark.	49 72	135 A Lamar University		57 79		
						89 H SFA	65 96	135 H Lamar University		67 83		
						89 N SFA	63 77	139 H Louisiana Tech		56 66		
								141 H Louisiana		70 77		
								163 N Pittsburgh		65 71		
								164 A TCU		70 74		
								236 A New Orleans		85 92		
								236 H New Orleans		59 71		
								266 A A&M-Corpus Christi		66 77		
								297 H Nicholls St.		59 52		
								297 N Nicholls St.		79 58		
								304 A Northwestern St.		68 63		
								304 H Northwestern St.		68 52		
								329 A Southeastern La.		86 83		
								331 A La.-Monroe		78 52		
								333 H Incarnate Word		78 61		
								337 A Houston Baptist		68 72		
								337 H Houston Baptist		68 53		
								340 A Sam Houston St.		61 58		
								340 H Sam Houston St.		79 56		
LAST 12 Division I GAMES:												
						89 N SFA	63 77	297 H Nicholls St.		59 52		
						297 N Nicholls St.	79 58	236 A New Orleans		85 92		
						135 H Lamar University	67 83	333 H Incarnate Word		78 61		
						340 A Sam Houston St.	61 58	135 A Lamar University		57 79		
						266 A A&M-Corpus Christi	66 77	82 H Central Ark.		49 72		
						337 A Houston Baptist	68 72	108 A Abilene Christian		65 77		

Non-Div I Games: LSU-Alexandria 100 66 Louisiana Col. 88 47 Southern-N.O. 94 65 Wiley 72 56
McNeese

Loss, Non-Conf, S Site, H Home A Away N Neutral

Average RPI Win:	158	WON-LOST	WINNING	LAST 10	STRENGTH OF	OPP. STRENGTH	TEAM	ADJ.	CONF.	ADJ CONF.
Average RPI Loss:	127	RECORD	PCT. RANK	GAMES	SCHEDULE	OF SCHEDULE	RPI	RPI	RPI	RPI
DIV. I ONLY	14- 16	192	5- 5	123	78	167	167	5	5	
DIV. I NON-CONF.	7- 6	157	0- 0	290	176	232	232	5	5	
TOTALS	RPI 1-25	RPI 26-50	W-L RECORDS	RPI 51-100	RPI 101-150	RPI 150+				
14- 16	0- 3	1- 2	OVERALL	4- 2	2- 2	7- 7				
11- 5	0- 1	1- 1	HOME	2- 1	2- 0	6- 2				
3- 9	0- 2	0- 1	AWAY	2- 1	0- 1	1- 4				
0- 2	0- 0	0- 0	NEUTRAL	0- 0	0- 1	0- 1				
7- 6	0- 0	0- 1	NON-CONFERENCE	0- 0	2- 0	5- 5				
6- 2	0- 0	0- 1	HOME	0- 0	2- 0	4- 1				
1- 3	0- 0	0- 0	AWAY	0- 0	0- 0	1- 3				
0- 1	0- 0	0- 0	NEUTRAL	0- 0	0- 0	0- 1				
7- 10	0- 3	1- 1	CONFERENCE	4- 2	0- 2	2- 2				
5- 3	0- 1	1- 0	HOME	2- 1	0- 0	2- 1				
2- 6	0- 2	0- 1	AWAY	2- 1	0- 1	0- 1				
0- 1	0- 0	0- 0	NEUTRAL	0- 0	0- 1	0- 0				

RPI	S	Opponent	Score	RPI	S	Opponent	Score	RPI	S	Opponent	Score	RPI	S	Opponent	Score	Team's RPI: 167
1	A	UConn	48 91	30	A	South Fla.	49 79	74	A	Tulane	55 52	115	H	Vanderbilt	75 59	
18	A	Temple	51 66	30	H	South Fla.	62 57	74	H	Tulane	57 56	139	H	Louisiana Tech	56 54	
18	H	Temple	67 73	48	H	Little Rock	44 54	97	A	UCF	65 62	144	A	Tulsa	52 57	
								97	H	UCF	65 59	144	N	Tulsa	55 60	
								100	A	SMU	44 53	166	H	Missouri St.	69 60	
								100	H	SMU	39 60	172	H	East Carolina	72 50	
												174	N	Arkansas	61 91	
												175	H	Houston	66 65	
												178	A	Southern Ill.	61 69	
												183	A	Cincinnati	57 68	
												183	H	Cincinnati	59 66	
												190	H	Kansas	58 68	
												208	A	Illinois	64 54	
												228	A	Samford	42 48	
												267	H	Southeast Mo. St.	65 63	
												285	A	Nevada	67 75	
												297	H	Nicholls St.	73 62	
												304	H	Northwestern St.	54 38	
LAST 12 Division I GAMES:																
144	N	Tulsa	55 60	74	A	Tulane	55 52									
74	H	Tulane	57 56	30	H	South Fla.	62 57									
1	A	UConn	48 91	100	A	SMU	44 53									
100	H	SMU	39 60	97	H	UCF	65 59									
183	A	Cincinnati	57 68	175	H	Houston	66 65									
172	H	East Carolina	72 50	18	A	Temple	51 66									

Non-Div I Games:

Memphis

■ Loss,
 ■ Non-Conf,
 ■ S Site,
 ■ Home
 ■ A Away
 N Neutral

Average RPI Win:	242	WON-LOST	WINNING	LAST 10	STRENGTH OF	OPP. STRENGTH	TEAM	ADJ.	CONF.	ADJ CONF.
Average RPI Loss:	61	RECORD	PCT. RANK	GAMES	SCHEDULE	OF SCHEDULE	RPI	RPI	RPI	RPI
DIV. I ONLY	22- 6	28	8- 2	296	147	93	93	17	17	
DIV. I NON-CONF.	8- 3	67	0- 0	329	80	136	136	20	20	
TOTALS	RPI 1-25	RPI 26-50	W-L RECORDS	RPI 51-100	RPI 101-150	RPI 150+				
22- 6	0- 1	0- 0	OVERALL	0- 5	0- 0	22- 0				
9- 2	0- 1	0- 0	HOME	0- 1	0- 0	9- 0				
11- 3	0- 0	0- 0	AWAY	0- 3	0- 0	11- 0				
2- 1	0- 0	0- 0	NEUTRAL	0- 1	0- 0	2- 0				
8- 3	0- 1	0- 0	NON-CONFERENCE	0- 2	0- 0	8- 0				
3- 1	0- 1	0- 0	HOME	0- 0	0- 0	3- 0				
5- 2	0- 0	0- 0	AWAY	0- 2	0- 0	5- 0				
0- 0	0- 0	0- 0	NEUTRAL	0- 0	0- 0	0- 0				
14- 3	0- 0	0- 0	CONFERENCE	0- 3	0- 0	14- 0				
6- 1	0- 0	0- 0	HOME	0- 1	0- 0	6- 0				
6- 1	0- 0	0- 0	AWAY	0- 1	0- 0	6- 0				
2- 1	0- 0	0- 0	NEUTRAL	0- 1	0- 0	2- 0				

RPI 1-25				RPI 26-50				RPI 51-100				Team's RPI: 93		RPI 101+			
RPI	S	Opponent	Score	RPI	S	Opponent	Score	RPI	S	Opponent	Score		RPI	S	Opponent	Score	
12	H	Florida St.	40 83					61	A	Georgia Tech	50 70		175	A	Houston	64 60	
								68	A	Chattanooga	50 70		192	H	Campbell	76 60	
								68	H	Chattanooga	56 74		198	A	UNCG	77 64	
								68	N	Chattanooga	59 61		198	H	UNCG	58 47	
								86	A	Georgia	64 72		205	A	ETSU	71 56	
													205	H	ETSU	72 55	
													208	A	Illinois	51 33	
													228	A	Samford	76 68	
													228	H	Samford	59 49	
													228	N	Samford	63 52	
													238	A	Wofford	61 46	
													238	H	Wofford	54 39	
													238	N	Wofford	67 42	
													248	A	Ga. Southern	77 56	
													255	A	Furman	68 47	
													255	H	Furman	76 52	
													272	H	Kennesaw St.	61 46	
													277	A	Davidson	67 60	
													278	A	Western Caro.	59 57	
													278	H	Western Caro.	84 53	
													338	H	Fla. Atlantic	74 57	
													345	A	Winthrop	71 48	
LAST 12 Division I GAMES:																	
				68	N	Chattanooga	59 61	198	H	UNCG	58 47						
				228	N	Samford	63 52	278	H	Western Caro.	84 53						
				238	N	Wofford	67 42	205	A	ETSU	71 56						
				228	A	Samford	76 68	68	A	Chattanooga	50 70						
				255	A	Furman	68 47	228	H	Samford	59 49						
				238	A	Wofford	61 46	238	H	Wofford	54 39						

Non-Div I Games: West Ga. 67 36 Paine 93 50 Emmanuel (GA) 84 70

Mercer

Loss, Non-Conf, S Site, H Home A Away N Neutral

Average RPI Win:	127	WON-LOST	WINNING	LAST 10	STRENGTH OF	OPP. STRENGTH	TEAM	ADJ.	CONF.	ADJ CONF.
Average RPI Loss:	12	RECORD	PCT. RANK	GAMES	SCHEDULE	OF SCHEDULE	RPI	RPI	RPI	RPI
DIV. I ONLY	23- 8	44	7- 3	19	21	15	15	3	3	
DIV. I NON-CONF.	11- 1	12	0- 0	137	67	17	17	4	4	
TOTALS	RPI 1-25	RPI 26-50	W-L RECORDS	RPI 51-100	RPI 101-150	RPI 150+				
23- 8	1- 7	2- 1	OVERALL	5- 0	9- 0	6- 0				
13- 2	0- 2	0- 0	HOME	2- 0	7- 0	4- 0				
7- 5	0- 4	2- 1	AWAY	2- 0	1- 0	2- 0				
3- 1	1- 1	0- 0	NEUTRAL	1- 0	1- 0	0- 0				
11- 1	0- 1	1- 0	NON-CONFERENCE	1- 0	5- 0	4- 0				
7- 0	0- 0	0- 0	HOME	0- 0	4- 0	3- 0				
3- 1	0- 1	1- 0	AWAY	1- 0	0- 0	1- 0				
1- 0	0- 0	0- 0	NEUTRAL	0- 0	1- 0	0- 0				
12- 7	1- 6	1- 1	CONFERENCE	4- 0	4- 0	2- 0				
6- 2	0- 2	0- 0	HOME	2- 0	3- 0	1- 0				
4- 4	0- 3	1- 1	AWAY	1- 0	1- 0	1- 0				
2- 1	1- 1	0- 0	NEUTRAL	1- 0	0- 0	0- 0				

RPI	S	Opponent	Score	RPI	S	Opponent	Score	RPI	S	Opponent	Score	RPI	S	Opponent	Score
2	H	Notre Dame	55 67	27	A	Ohio St.	94 89	53	H	Virginia	63 52	104	H	Texas Tech	74 56
8	A	Duke	70 83	31	A	Syracuse	48 81	61	H	Georgia Tech	75 70	105	A	Virginia Tech	79 69
8	N	Duke	52 57	39	A	North Carolina St.	67 64	61	N	Georgia Tech	87 71	105	H	Virginia Tech	82 75
11	A	Louisville	59 63					71	A	St. John's (NY)	62 50	113	N	Albany (NY)	77 53
12	A	Florida St.	71 80					88	A	Wake Forest	79 56	117	H	Clemson	81 57
12	H	Florida St.	66 81									118	H	North Carolina	100 88
12	N	Florida St.	56 54									120	H	Charlotte	80 46
14	A	Kentucky	66 82									128	H	Maine	76 51
												136	H	Old Dominion	66 56
												163	A	Pittsburgh	82 50
												176	H	Boston College	58 51
												201	H	Grambling	89 61
												288	H	Coppin St.	75 35
												309	A	FIU	69 49
												326	H	Loyola Chicago	81 43
LAST 12 Division I GAMES:															
		8 N Duke	52 57			117 H Clemson	81 57								
		12 N Florida St.	56 54			53 H Virginia	63 52								
		61 N Georgia Tech	87 71			12 A Florida St.	71 80								
		61 H Georgia Tech	75 70			88 A Wake Forest	79 56								
		105 A Virginia Tech	79 69			176 H Boston College	58 51								
		8 A Duke	70 83			118 H North Carolina	100 88								

Non-Div I Games:

Miami (FL)

■ Loss,
 ■ Non-Conf, S Site,
 ■ Home
 ■ Away
 N Neutral

Average RPI Win:	271	WON-LOST	WINNING	LAST 10	STRENGTH OF	OPP. STRENGTH	TEAM	ADJ.	CONF.	ADJ CONF.
Average RPI Loss:	126	RECORD	PCT. RANK	GAMES	SCHEDULE	OF SCHEDULE	RPI	RPI	RPI	RPI
DIV. I ONLY	9- 21	279	4- 6	159	178	249	249	10	10	
DIV. I NON-CONF.	4- 7	224	0- 0	219	342	247	247	11	11	
TOTALS	RPI 1-25	RPI 26-50	W-L RECORDS	RPI 51-100	RPI 101-150	RPI 150+				
9- 21	0- 0	0- 2	OVERALL	0- 9	0- 2	9- 8				
2- 10	0- 0	0- 0	HOME	0- 5	0- 1	2- 4				
5- 9	0- 0	0- 2	AWAY	0- 4	0- 1	5- 2				
2- 2	0- 0	0- 0	NEUTRAL	0- 0	0- 0	2- 2				
4- 7	0- 0	0- 0	NON-CONFERENCE	0- 1	0- 1	4- 5				
0- 3	0- 0	0- 0	HOME	0- 1	0- 0	0- 2				
2- 2	0- 0	0- 0	AWAY	0- 0	0- 1	2- 1				
2- 2	0- 0	0- 0	NEUTRAL	0- 0	0- 0	2- 2				
5- 14	0- 0	0- 2	CONFERENCE	0- 8	0- 1	5- 3				
2- 7	0- 0	0- 0	HOME	0- 4	0- 1	2- 2				
3- 7	0- 0	0- 2	AWAY	0- 4	0- 0	3- 1				
0- 0	0- 0	0- 0	NEUTRAL	0- 0	0- 0	0- 0				

RPI 1-25			RPI 26-50			RPI 51-100			RPI 101+ Team's RPI: 249		
RPI	S	Opponent	Score	RPI	S	Opponent	Score	RPI	S	Opponent	Score
				43	A	Central Mich.	61 80	63	H	IUPUI	53 65
				44	A	Toledo	50 64	72	A	Ohio	63 77
								72	H	Ohio	62 79
								75	A	Northern Ill.	76 89
								75	H	Northern Ill.	61 63
								96	A	Kent St.	66 84
								96	H	Kent St.	51 78
								98	A	Buffalo	45 71
								98	H	Buffalo	51 68
								123	H	Ball St.	60 81
								143	A	Wright St.	57 65
								162	A	Western Mich.	66 73
								162	H	Western Mich.	60 85
								170	N	La Salle	70 79
								179	A	Morehead St.	43 77
								183	H	Cincinnati	43 49
								195	N	Providence	59 75
								235	A	Akron	66 62
								235	H	Akron	54 49
								251	H	Indiana St.	54 62
								256	A	Bowling Green	75 65
								256	H	Bowling Green	59 61
								262	A	Austin Peay	73 58
								271	N	Eastern Ky.	65 54
								284	A	Eastern Mich.	79 63
								284	H	Eastern Mich.	72 61
								296	A	Northern Ky.	60 50
								316	N	Fort Wayne	69 47
LAST 12 Division I GAMES:											
162	A	Western Mich.	66 73	75	H	Northern Ill.	61 63				
256	A	Bowling Green	75 65	284	A	Eastern Mich.	79 63				
96	H	Kent St.	51 78	235	H	Akron	54 49				
72	A	Ohio	63 77	123	H	Ball St.	60 81				
235	A	Akron	66 62	96	A	Kent St.	66 84				
256	H	Bowling Green	59 61	72	H	Ohio	62 79				

Non-Div I Games: Cedarville 70 57 Northwood 64 49

Miami (OH)

Loss, Non-Conf, S Site, H Home A Away N Neutral

Michigan

Through Games Of March 12, 2017

Average RPI Win:	166	WON-LOST	WINNING	LAST 10	STRENGTH OF	OPP. STRENGTH	TEAM	ADJ.	CONF.	ADJ CONF.
Average RPI Loss:	55	RECORD	PCT. RANK	GAMES	SCHEDULE	OF SCHEDULE	RPI	RPI	RPI	RPI
DIV. I ONLY	22- 9	61	6- 4	101	76	46	46	6	6	
DIV. I NON-CONF.	11- 3	53	0- 0	134	151	51	51	6	6	
TOTALS	RPI 1-25	RPI 26-50	W-L RECORDS	RPI 51-100	RPI 101-150	RPI 150+				
22- 9	0- 3	0- 3	OVERALL	8- 2	0- 0	14- 1				
14- 1	0- 0	0- 1	HOME	5- 0	0- 0	9- 0				
6- 6	0- 2	0- 1	AWAY	2- 2	0- 0	4- 1				
2- 2	0- 1	0- 1	NEUTRAL	1- 0	0- 0	1- 0				
11- 3	0- 2	0- 0	NON-CONFERENCE	3- 0	0- 0	8- 1				
7- 0	0- 0	0- 0	HOME	1- 0	0- 0	6- 0				
2- 2	0- 1	0- 0	AWAY	1- 0	0- 0	1- 1				
2- 1	0- 1	0- 0	NEUTRAL	1- 0	0- 0	1- 0				
11- 6	0- 1	0- 3	CONFERENCE	5- 2	0- 0	6- 0				
7- 1	0- 0	0- 1	HOME	4- 0	0- 0	3- 0				
4- 4	0- 1	0- 1	AWAY	1- 2	0- 0	3- 0				
0- 1	0- 0	0- 1	NEUTRAL	0- 0	0- 0	0- 0				

RPI 1-25				RPI 26-50				Team's RPI: 46	RPI 51-100				RPI 101+			
RPI	S	Opponent	Score	RPI	S	Opponent	Score		RPI	S	Opponent	Score	RPI	S	Opponent	Score
9	A	UCLA	64 84	27	A	Ohio St.	87 96		51	A	Indiana	61 72	156	H	Oakland	101 63
12	N	Florida St.	62 76	42	H	Michigan St.	68 86		51	H	Indiana	78 74	162	H	Western Mich.	66 40
16	A	Maryland	70 83	42	N	Michigan St.	64 74		58	A	Purdue	72 62	185	H	American	82 33
									61	A	Georgia Tech	92 52	196	A	Nebraska	84 51
									64	H	Iowa	72 70	196	H	Nebraska	88 60
									66	N	Gonzaga	78 66	207	A	Xavier	58 61
									69	H	Northwestern	80 54	208	A	Illinois	86 70
									72	H	Ohio	69 46	210	A	Wisconsin	73 56
									73	H	Minnesota	84 69	210	H	Wisconsin	75 66
									87	A	Penn St.	75 76	224	H	Rutgers	63 50
													226	H	Howard	109 41
													265	H	Niagara	107 35
													270	A	San Diego St.	92 57
													274	H	Vermont	78 56
													345	N	Winthrop	76 39
LAST 12 Division I GAMES:																
		42	N	Michigan St.	64	74			58	A	Purdue	72	62			
		87	A	Penn St.	75	76			64	H	Iowa	72	70			
		196	H	Nebraska	88	60			208	A	Illinois	86	70			
		42	H	Michigan St.	68	86			69	H	Northwestern	80	54			
		51	A	Indiana	61	72			196	A	Nebraska	84	51			
		210	H	Wisconsin	75	66			16	A	Maryland	70	83			

Non-Div I Games:

Michigan

■ Loss,
■ Non-Conf, S Site,
■ Home
■ Away
N Neutral

Average RPI Win:	140	WON-LOST	WINNING	LAST 10	STRENGTH OF	OPP. STRENGTH	TEAM	ADJ.	CONF.	ADJ CONF.
Average RPI Loss:	70	RECORD	PCT. RANK	GAMES	SCHEDULE	OF SCHEDULE	RPI	RPI	RPI	RPI
DIV. I ONLY	21- 11	90	6- 4	59	57	42	42	6	6	
DIV. I NON-CONF.	10- 3	54	0- 0	63	55	32	32	6	6	
TOTALS	RPI 1-25	RPI 26-50	W-L RECORDS	RPI 51-100	RPI 101-150	RPI 150+				
21- 11	0- 3	4- 2	OVERALL	5- 4	1- 0	11- 2				
11- 3	0- 2	1- 0	HOME	4- 1	0- 0	6- 0				
7- 7	0- 0	2- 2	AWAY	1- 3	0- 0	4- 2				
3- 1	0- 1	1- 0	NEUTRAL	0- 0	1- 0	1- 0				
10- 3	0- 1	1- 2	NON-CONFERENCE	1- 0	1- 0	7- 0				
5- 1	0- 1	0- 0	HOME	1- 0	0- 0	4- 0				
4- 2	0- 0	1- 2	AWAY	0- 0	0- 0	3- 0				
1- 0	0- 0	0- 0	NEUTRAL	0- 0	1- 0	0- 0				
11- 8	0- 2	3- 0	CONFERENCE	4- 4	0- 0	4- 2				
6- 2	0- 1	1- 0	HOME	3- 1	0- 0	2- 0				
3- 5	0- 0	1- 0	AWAY	1- 3	0- 0	1- 2				
2- 1	0- 1	1- 0	NEUTRAL	0- 0	0- 0	1- 0				

RPI 1-25				RPI 26-50				Team's RPI: 42	RPI 51-100				RPI 101+			
RPI	S	Opponent	Score	RPI	S	Opponent	Score		RPI	S	Opponent	Score	RPI	S	Opponent	Score
2	H	Notre Dame	61 79	27	H	Ohio St.	94 75		51	H	Indiana	69 60	138	N	Delaware	81 64
16	H	Maryland	72 89	31	A	Syracuse	64 75		58	A	Purdue	54 66	155	A	CSUN	63 59
16	N	Maryland	89 100	32	A	Quinnipiac	71 54		58	H	Purdue	66 76	156	H	Oakland	81 74
				36	A	Oregon	55 88		64	A	Iowa	83 87	160	H	Northeastern	78 44
				46	A	Michigan	86 68		69	A	Northwestern	65 76	162	A	Western Mich.	68 64
				46	N	Michigan	74 64		73	A	Minnesota	93 74	196	A	Nebraska	74 76
									73	H	Minnesota	85 69	196	H	Nebraska	93 73
									87	H	Penn St.	73 64	208	H	Illinois	71 47
									99	H	Wyoming	63 51	210	A	Wisconsin	81 57
													210	N	Wisconsin	70 63
													224	A	Rutgers	58 62
													230	H	Southern U.	70 55
													277	H	Davidson	70 34
													301	A	Rhode Island	85 48
LAST 12 Division I GAMES:																
		16	N	Maryland	89	100			73	H	Minnesota	85	69			
		46	N	Michigan	74	64			16	H	Maryland	72	89			
		210	N	Wisconsin	70	63			64	A	Iowa	83	87			
		196	A	Nebraska	74	76			51	H	Indiana	69	60			
		87	H	Penn St.	73	64			73	A	Minnesota	93	74			
		46	A	Michigan	86	68			210	A	Wisconsin	81	57			

Non-Div I Games:

Michigan St.

Average RPI Win:	209	WON-LOST	WINNING	LAST 10	STRENGTH OF	OPP. STRENGTH	TEAM	ADJ.	CONF.	ADJ CONF.
Average RPI Loss:	52	RECORD	PCT. RANK	GAMES	SCHEDULE	OF SCHEDULE	RPI	RPI	RPI	RPI
DIV. I ONLY	21- 10	77	8- 2	110	98	85	85	14	14	
DIV. I NON-CONF.	5- 6	186	0- 0	36	5	109	109	16	16	
TOTALS	RPI 1-25	RPI 26-50	W-L RECORDS	RPI 51-100	RPI 101-150	RPI 150+				
21- 10	0- 2	1- 3	OVERALL	1- 3	3- 2	16- 0				
11- 5	0- 1	1- 2	HOME	1- 2	0- 0	9- 0				
9- 4	0- 1	0- 1	AWAY	0- 1	3- 1	6- 0				
1- 1	0- 0	0- 0	NEUTRAL	0- 0	0- 1	1- 0				
5- 6	0- 2	1- 1	NON-CONFERENCE	1- 3	0- 0	3- 0				
3- 4	0- 1	1- 1	HOME	1- 2	0- 0	1- 0				
2- 2	0- 1	0- 0	AWAY	0- 1	0- 0	2- 0				
0- 0	0- 0	0- 0	NEUTRAL	0- 0	0- 0	0- 0				
16- 4	0- 0	0- 2	CONFERENCE	0- 0	3- 2	13- 0				
8- 1	0- 0	0- 1	HOME	0- 0	0- 0	8- 0				
7- 2	0- 0	0- 1	AWAY	0- 0	3- 1	4- 0				
1- 1	0- 0	0- 0	NEUTRAL	0- 0	0- 1	1- 0				

RPI 1-25			RPI 26-50			RPI 51-100			Team's RPI: 85	RPI 101+		
RPI	S	Opponent	Score	RPI	S	Opponent	Score	RPI	S	Opponent	Score	
11	H	Louisville	72 91	34	H	Arizona St.	48 69	53	A	Virginia	51 63	102 A Southern Miss. 61 81
14	A	Kentucky	48 61	35	A	Western Ky.	51 66	61	H	Georgia Tech	60 61	102 N Southern Miss. 54 59
				35	H	Western Ky.	75 82	72	H	Ohio	52 73	120 A Charlotte 83 81
				43	H	Central Mich.	79 69	74	H	Tulane	62 59	136 A Old Dominion 80 63
												139 A Louisiana Tech 79 65
												157 H Rice 71 61
												157 N Rice 61 59
												166 A Missouri St. 71 52
												186 H North Texas 60 52
												188 H UTSA 77 63
												191 A UAB 64 61
												191 H UAB 87 56
												250 A Marshall 72 63
												250 H Marshall 94 69
												262 H Austin Peay 82 51
												282 A Tennessee Tech 73 62
												302 H UTEP 76 53
												309 A FIU 88 53
												309 H FIU 95 43
												338 A Fla. Atlantic 71 59
												338 H Fla. Atlantic 87 69
LAST 12 Division I GAMES:												
				102 N Southern Miss.	54 59	35 H Western Ky.	75 82					
				157 N Rice	61 59	120 A Charlotte	83 81					
				338 A Fla. Atlantic	71 59	136 A Old Dominion	80 63					
				309 A FIU	88 53	302 H UTEP	76 53					
				191 H UAB	87 56	188 H UTSA	77 63					
				250 H Marshall	94 69	139 A Louisiana Tech	79 65					

Non-Div I Games:

Middle Tenn.

Milwaukee

Through Games Of March 12, 2017

Average RPI Win:	250	WON-LOST	WINNING	LAST 10	STRENGTH OF	OPP. STRENGTH	TEAM	ADJ.	CONF.	ADJ CONF.
Average RPI Loss:	115	RECORD	PCT. RANK	GAMES	SCHEDULE	OF SCHEDULE	RPI	RPI	RPI	RPI
DIV. I ONLY	20- 11	97	6- 4	281	196	145	145	18	18	
DIV. I NON-CONF.	8- 3	67	1- 0	332	155	167	167	21	21	
TOTALS	RPI 1-25	RPI 26-50	W-L RECORDS	RPI 51-100	RPI 101-150	RPI 150+				
20- 11	0- 0	1- 3	OVERALL	1- 2	1- 3	17- 3				
11- 3	0- 0	1- 0	HOME	1- 1	1- 1	8- 1				
7- 7	0- 0	0- 2	AWAY	0- 1	0- 2	7- 2				
2- 1	0- 0	0- 1	NEUTRAL	0- 0	0- 0	2- 0				
8- 3	0- 0	0- 1	NON-CONFERENCE	1- 2	0- 0	7- 0				
4- 1	0- 0	0- 0	HOME	1- 1	0- 0	3- 0				
3- 2	0- 0	0- 1	AWAY	0- 1	0- 0	3- 0				
1- 0	0- 0	0- 0	NEUTRAL	0- 0	0- 0	1- 0				
12- 8	0- 0	1- 2	CONFERENCE	0- 0	1- 3	10- 3				
7- 2	0- 0	1- 0	HOME	0- 0	1- 1	5- 1				
4- 5	0- 0	0- 1	AWAY	0- 0	0- 2	4- 2				
1- 1	0- 0	0- 1	NEUTRAL	0- 0	0- 0	1- 0				

RPI 1-25				RPI 26-50				RPI 51-100				RPI 101+				Team's RPI: 145	
RPI	S	Opponent	Score	RPI	S	Opponent	Score	RPI	S	Opponent	Score	RPI	S	Opponent	Score		
				28	A	Green Bay	47 89	59	H	Western Ill.	76 68	142	A	Detroit Mercy	63 77		
				28	H	Green Bay	72 60	69	H	Northwestern	63 65	142	H	Detroit Mercy	81 69		
				28	N	Green Bay	59 66	75	A	Northern Ill.	104 114	143	A	Wright St.	52 62		
				29	A	Marquette	74 85					143	H	Wright St.	51 69		
												156	A	Oakland	63 77		
												156	H	Oakland	73 75		
												156	N	Oakland	82 60		
												180	A	Cleveland St.	80 78		
												180	H	Cleveland St.	76 72		
												210	H	Wisconsin	80 63		
												274	A	Vermont	68 44		
												290	A	Valparaiso	85 74		
												290	H	Valparaiso	80 64		
												296	A	Northern Ky.	51 72		
												296	H	Northern Ky.	72 44		
												303	A	Illinois St.	68 60		
												305	H	North Dakota St.	79 74		
												319	A	Youngstown St.	78 74		
												319	H	Youngstown St.	86 82		
												320	A	Ill.-Chicago	88 65		
												320	H	Ill.-Chicago	83 55		
												326	A	Loyola Chicago	73 46		
												336	N	LIU Brooklyn	88 50		
												344	H	Chicago St.	71 49		
LAST 12 Division I GAMES:																	
				28	N	Green Bay	59 66	28	H	Green Bay	72 60						
				156	N	Oakland	82 60	180	H	Cleveland St.	76 72						
				274	A	Vermont	68 44	319	H	Youngstown St.	86 82						
				143	A	Wright St.	52 62	156	A	Oakland	63 77						
				296	A	Northern Ky.	51 72	142	A	Detroit Mercy	63 77						
				290	H	Valparaiso	80 64	319	A	Youngstown St.	78 74						

Non-Div I Games:

Milwaukee

■ Loss,
■ Non-Conf, S Site,
■ Home
■ Away
N Neutral

Average RPI Win: 138				Through Games of March 11, 2017						
Average RPI Loss: 44	WON-LOST RECORD	WINNING PCT. RANK	LAST 10 GAMES	STRENGTH OF SCHEDULE	OPP. STRENGTH OF SCHEDULE	TEAM RPI	ADJ. RPI	CONF. RPI	ADJ CONF. RPI	
DIV. I ONLY	15- 16	173	4- 6	8	64	73	73	6	6	
DIV. I NON-CONF.	9- 4	85	0- 0	14	30	34	34	6	6	

TOTALS	RPI 1-25	RPI 26-50		W-L RECORDS		RPI 51-100	RPI 101-150	RPI 150+		
15- 16	0- 5	1- 5		OVERALL		5- 5	2- 1	7- 0		
11- 5	0- 2	1- 2		HOME		4- 1	1- 0	5- 0		
3- 8	0- 2	0- 3		AWAY		0- 3	1- 0	2- 0		
1- 3	0- 1	0- 0		NEUTRAL		1- 1	0- 1	0- 0		
9- 4	0- 2	1- 0		NON-CONFERENCE		3- 1	2- 1	3- 0		
7- 1	0- 1	1- 0		HOME		3- 0	1- 0	2- 0		
2- 1	0- 1	0- 0		AWAY		0- 0	1- 0	1- 0		
0- 2	0- 0	0- 0		NEUTRAL		0- 1	0- 1	0- 0		
6- 12	0- 3	0- 5		CONFERENCE		2- 4	0- 0	4- 0		
4- 4	0- 1	0- 2		HOME		1- 1	0- 0	3- 0		
1- 7	0- 1	0- 3		AWAY		0- 3	0- 0	1- 0		
1- 1	0- 1	0- 0		NEUTRAL		1- 0	0- 0	0- 0		

RPI	S	Opponent	Score	RPI	S	Opponent	Score	RPI	S	Opponent	Score	RPI	S	Opponent	Score
3	A	South Carolina	58 98	27	A	Ohio St.	62 87	51	A	Indiana	62 78	118	N	North Carolina	77 91
12	H	Florida St.	61 75	27	H	Ohio St.	76 88	57	H	Belmont	75 74	142	H	Detroit Mercy	111 91
16	A	Maryland	60 93	42	A	Michigan St.	69 85	58	H	Purdue	54 67	147	A	VCU	79 69
16	H	Maryland	72 83	42	H	Michigan St.	74 93	64	A	Iowa	65 80	152	A	New Mexico	69 65
16	N	Maryland	80 92	46	A	Michigan	69 84	69	H	Northwestern	71 61	161	H	Army West Point	70 52
				49	H	Harvard	103 87	70	H	Georgetown	68 60	196	A	Nebraska	79 69
								86	N	Georgia	58 70	199	H	Seton Hall	90 57
								87	A	Penn St.	66 77	208	H	Illinois	78 50
								87	N	Penn St.	70 64	210	H	Wisconsin	88 60
								96	H	Kent St.	92 62	224	H	Rutgers	80 46
LAST 12 Division I GAMES:															
16	N	Maryland	80 92	224	H	Rutgers	80 46								
87	N	Penn St.	70 64	87	A	Penn St.	66 77								
69	H	Northwestern	71 61	196	A	Nebraska	79 69								
16	A	Maryland	60 93	42	H	Michigan St.	74 93								
58	H	Purdue	54 67	27	H	Ohio St.	76 88								
42	A	Michigan St.	69 85	64	A	Iowa	65 80								

Non-Div I Games:

Minnesota

■ Loss,
■ Non-Conf,
■ S Site,
■ H Home
■ A Away
N Neutral

Average RPI Win:	94	WON-LOST	WINNING	LAST 10	STRENGTH OF	OPP. STRENGTH	TEAM	ADJ.	CONF.	ADJ CONF.
Average RPI Loss:	10	RECORD	PCT. RANK	GAMES	SCHEDULE	OF SCHEDULE	RPI	RPI	RPI	RPI
DIV. I ONLY	29- 4	5	7- 3	17	3	5	5	2	2	
DIV. I NON-CONF.	14- 0	1	0- 0	80	17	5	5	2	2	
TOTALS	RPI 1-25	RPI 26-50	W-L RECORDS	RPI 51-100	RPI 101-150	RPI 150+				
29- 4	6- 4	5- 0	OVERALL	7- 0	6- 0	5- 0				
10- 1	3- 1	1- 0	HOME	2- 0	2- 0	2- 0				
12- 2	2- 2	2- 0	AWAY	2- 0	4- 0	2- 0				
7- 1	1- 1	2- 0	NEUTRAL	3- 0	0- 0	1- 0				
14- 0	1- 0	2- 0	NON-CONFERENCE	5- 0	2- 0	4- 0				
3- 0	1- 0	0- 0	HOME	0- 0	0- 0	2- 0				
6- 0	0- 0	1- 0	AWAY	2- 0	2- 0	1- 0				
5- 0	0- 0	1- 0	NEUTRAL	3- 0	0- 0	1- 0				
15- 4	5- 4	3- 0	CONFERENCE	2- 0	4- 0	1- 0				
7- 1	2- 1	1- 0	HOME	2- 0	2- 0	0- 0				
6- 2	2- 2	1- 0	AWAY	0- 0	2- 0	1- 0				
2- 1	1- 1	1- 0	NEUTRAL	0- 0	0- 0	0- 0				

RPI 1-25				Team's RPI: 5		RPI 26-50				RPI 51-100				RPI 101+					
RPI	S	Opponent	Score		RPI	S	Opponent	Score		RPI	S	Opponent	Score		RPI	S	Opponent	Score	
3	A	South Carolina	61	64	36	N	Oregon	75	63	60	A	Iowa St.	85	81	102	A	Southern Miss.	72	50
3	N	South Carolina	49	59	37	H	LSU	74	48	67	N	Villanova	108	62	115	H	Vanderbilt	86	41
13	H	Texas	79	68	37	N	LSU	78	61	74	N	Tulane	66	49	120	A	Ole Miss	66	44
14	A	Kentucky	75	78	45	A	Auburn	77	47	84	H	Florida	82	49	120	H	Ole Miss	73	62
19	A	Tennessee	74	64	48	A	Little Rock	58	44	86	H	Georgia	58	49	128	A	Maine	87	43
19	H	Tennessee	64	82						92	A	Southern California	76	72	132	A	Alabama	67	54
22	A	Texas A&M	72	67						100	N	SMU	91	42	174	A	Arkansas	59	51
22	H	Texas A&M	71	61											203	N	San Jose St.	88	51
22	N	Texas A&M	66	50											209	H	Alabama St.	90	47
25	H	Missouri	70	53											241	A	Hawaii	66	41
															304	H	Northwestern St.	106	30
LAST 12 Division I GAMES:																			
		3 N South Carolina	49	59			86 H Georgia	58	49										
		22 N Texas A&M	66	50			120 A Ole Miss	66	44										
		37 N LSU	78	61			115 H Vanderbilt	86	41										
		19 H Tennessee	64	82			25 H Missouri	70	53										
		14 A Kentucky	75	78			45 A Auburn	77	47										
		22 A Texas A&M	72	67			22 H Texas A&M	71	61										

Non-Div I Games:

Mississippi St.

Mississippi Valley				Through Games Of March 12, 1917						
Average RPI Win:	293	WON-LOST	WINNING	LAST 10	STRENGTH OF	OPP. STRENGTH	TEAM	ADJ.	CONF.	ADJ CONF.
Average RPI Loss:	200	RECORD	PCT. RANK	GAMES	SCHEDULE	OF SCHEDULE	RPI	RPI	RPI	RPI
DIV. I ONLY	8- 20	287	2- 8	307	324	313	313	30	30	
DIV. I NON-CONF.	1- 8	314	0- 0	118	147	267	267	30	30	
TOTALS	RPI 1-25	RPI 26-50	W-L RECORDS	RPI 51-100	RPI 101-150	RPI 150+				
8- 20	0- 1	0- 0	OVERALL	0- 0	0- 4	8- 15				
4- 7	0- 0	0- 0	HOME	0- 0	0- 1	4- 6				
4- 13	0- 0	0- 0	AWAY	0- 0	0- 1	4- 3				
0- 0	0- 0	0- 0	NEUTRAL	0- 0	0- 0	0- 0				
1- 8	0- 1	0- 0	NON-CONFERENCE	0- 0	0- 4	1- 3				
0- 2	0- 0	0- 0	HOME	0- 0	0- 1	0- 1				
1- 6	0- 1	0- 0	AWAY	0- 0	0- 3	1- 2				
0- 0	0- 0	0- 0	NEUTRAL	0- 0	0- 0	0- 0				
7- 12	0- 0	0- 0	CONFERENCE	0- 0	0- 0	7- 12				
4- 5	0- 0	0- 0	HOME	0- 0	0- 0	4- 5				
3- 7	0- 0	0- 0	AWAY	0- 0	0- 0	3- 7				
0- 0	0- 0	0- 0	NEUTRAL	0- 0	0- 0	0- 0				

[illegible]

Non-Div I Games:	Blue Mountain	66	40	Tougaloo	99	55
------------------	---------------	----	----	----------	----	----

Mississippi Val.

Loss, Non-Conf, S Site, H Home A Away N Neutral

RPI	S	Opponent	Score
349	H	Alabama A&M	60 58

M
i
s
s
i
s
s
i
p
p
i
V
a
l
.

M
i
s
s
i
s
s
i
p
p
i
V
a
l
.

Mississippi Val.
a
l

Average RPI Win:	122	WON-LOST	WINNING	LAST 10	STRENGTH OF	OPP. STRENGTH	TEAM	ADJ.	CONF.	ADJ CONF.
Average RPI Loss:	46	RECORD	PCT. RANK	GAMES	SCHEDULE	OF SCHEDULE	RPI	RPI	RPI	RPI
DIV. I ONLY	21- 10	77	7- 3	18	44	25	25	2	2	
DIV. I NON-CONF.	10- 4	80	0- 0	38	129	39	39	2	2	
TOTALS	RPI 1-25	RPI 26-50	W-L RECORDS	RPI 51-100	RPI 101-150	RPI 150+				
21- 10	4- 5	1- 1	OVERALL	3- 3	4- 1	9- 0				
15- 1	3- 0	1- 0	HOME	2- 0	2- 1	7- 0				
5- 7	0- 1	0- 0	AWAY	1- 0	2- 0	2- 0				
1- 2	1- 1	0- 0	NEUTRAL	0- 1	0- 0	0- 0				
10- 4	1- 1	0- 0	NON-CONFERENCE	1- 3	1- 0	7- 0				
8- 0	0- 0	0- 0	HOME	1- 0	1- 0	6- 0				
1- 3	0- 1	0- 0	AWAY	0- 2	0- 0	1- 0				
1- 1	1- 0	0- 0	NEUTRAL	0- 1	0- 0	0- 0				
11- 6	3- 4	1- 1	CONFERENCE	2- 0	3- 1	2- 0				
7- 1	3- 0	1- 0	HOME	1- 0	1- 1	1- 0				
4- 4	0- 3	0- 1	AWAY	1- 0	2- 0	1- 0				
0- 1	0- 1	0- 0	NEUTRAL	0- 0	0- 0	0- 0				

RPI	S	Opponent	Score	RPI	S	Opponent	Score	RPI	S	Opponent	Score	RPI	S	Opponent	Score
3	H	South Carolina	62 60	37	A	LSU	71 80	59	H	Western Ill.	71 68	108	H	Abilene Christian	52 46
5	A	Mississippi St.	53 70	45	H	Auburn	68 53	61	N	Georgia Tech	70 72	115	A	Vanderbilt	74 68
10	A	Washington	66 79					63	A	IUPUI	45 73	120	H	Ole Miss	100 65
14	A	Kentucky	62 64					84	A	Florida	74 67	132	A	Alabama	65 56
14	H	Kentucky	73 67					86	H	Georgia	63 45	132	H	Alabama	58 59
19	A	Tennessee	66 77					94	A	Saint Louis	61 72	166	H	Missouri St.	73 49
22	H	Texas A&M	78 76									173	H	Wichita St.	64 57
22	N	Texas A&M	48 62									174	A	Arkansas	60 46
23	N	Creighton	72 63									174	H	Arkansas	67 56
												187	H	UC Riverside	68 62
												196	A	Nebraska	55 35
												206	H	SIUE	72 60
												221	H	UT Martin	80 69
												251	H	Indiana St.	77 48
LAST 12 Division I GAMES:															
22	N	Texas A&M	48 62	19	A	Tennessee	66 77								
132	A	Alabama	65 56	5	A	Mississippi St.	53 70								
120	H	Ole Miss	100 65	14	H	Kentucky	73 67								
3	H	South Carolina	62 60	45	H	Auburn	68 53								
84	A	Florida	74 67	174	A	Arkansas	60 46								
174	H	Arkansas	67 56	22	H	Texas A&M	78 76								

Non-Div I Games:

Missouri

■ Loss,
■ Non-Conf,
■ S Site,
■ Home
■ Away
N Neutral

Average RPI Win:	231	WON-LOST	WINNING	LAST 10	STRENGTH OF	OPP. STRENGTH	TEAM	ADJ.	CONF.	ADJ CONF.
Average RPI Loss:	106	RECORD	PCT. RANK	GAMES	SCHEDULE	OF SCHEDULE	RPI	RPI	RPI	RPI
DIV. I ONLY	15- 14	162	6- 4	195	123	166	166	16	16	
DIV. I NON-CONF.	3- 7	250	0- 0	142	18	212	212	14	14	
TOTALS	RPI 1-25	RPI 26-50	W-L RECORDS	RPI 51-100	RPI 101-150	RPI 150+				
15- 14	0- 1	0- 3	OVERALL	0- 5	0- 0	15- 5				
8- 5	0- 0	0- 2	HOME	0- 2	0- 0	8- 1				
7- 7	0- 1	0- 1	AWAY	0- 2	0- 0	7- 3				
0- 2	0- 0	0- 0	NEUTRAL	0- 1	0- 0	0- 1				
3- 7	0- 1	0- 1	NON-CONFERENCE	0- 3	0- 0	3- 2				
2- 2	0- 0	0- 1	HOME	0- 1	0- 0	2- 0				
1- 4	0- 1	0- 0	AWAY	0- 1	0- 0	1- 2				
0- 1	0- 0	0- 0	NEUTRAL	0- 1	0- 0	0- 0				
12- 7	0- 0	0- 2	CONFERENCE	0- 2	0- 0	12- 3				
6- 3	0- 0	0- 1	HOME	0- 1	0- 0	6- 1				
6- 3	0- 0	0- 1	AWAY	0- 1	0- 0	6- 1				
0- 1	0- 0	0- 0	NEUTRAL	0- 0	0- 0	0- 1				

RPI 1-25				RPI 26-50				RPI 51-100				RPI 101+ Team's RPI: 166			
RPI	S	Opponent	Score	RPI	S	Opponent	Score	RPI	S	Opponent	Score	RPI	S	Opponent	Score
25	A	Missouri	49 73	26	A	Drake	91 98	52	A	UNI	64 65	159	A	Oral Roberts	56 78
				26	H	Drake	64 90	52	H	UNI	54 61	167	A	Memphis	60 69
				48	H	Little Rock	47 58	69	A	Northwestern	52 75	173	A	Wichita St.	65 60
								85	H	Middle Tenn.	52 71	173	H	Wichita St.	73 62
								92	N	Southern California	67 89	174	H	Arkansas	64 62
												178	A	Southern Ill.	78 60
												178	H	Southern Ill.	73 59
												186	H	North Texas	63 54
												190	A	Kansas	87 64
												225	A	Evansville	77 41
												225	H	Evansville	68 43
												225	N	Evansville	59 65
												232	A	Bradley	56 62
												232	H	Bradley	73 75
												251	A	Indiana St.	49 46
												251	H	Indiana St.	73 63
												303	A	Illinois St.	77 44
												303	H	Illinois St.	65 60
												326	A	Loyola Chicago	60 32
												326	H	Loyola Chicago	61 52
LAST 12 Division I GAMES:															
				225	N	Evansville	59 65	232	A	Bradley	56 62				
				52	A	UNI	64 65	225	H	Evansville	68 43				
				26	A	Drake	91 98	178	H	Southern Ill.	73 59				
				326	H	Loyola Chicago	61 52	173	A	Wichita St.	65 60				
				251	H	Indiana St.	73 63	251	A	Indiana St.	49 46				
				303	A	Illinois St.	77 44	326	A	Loyola Chicago	60 32				

Non-Div I Games: Alas. Anchorage 65 58

Missouri St.

■ Loss,
 ■ Non-Conf,
 ■ S Site,
 ■ Home
 ■ A Away
 N Neutral

Average RPI Win:	241	WON-LOST	WINNING	LAST 10	STRENGTH OF	OPP. STRENGTH	TEAM	ADJ.	CONF.	ADJ CONF.
Average RPI Loss:	180	RECORD	PCT. RANK	GAMES	SCHEDULE	OF SCHEDULE	RPI	RPI	RPI	RPI
DIV. I ONLY	15- 16	173	5- 5	297	251	218	218	19	19	
DIV. I NON-CONF.	5- 4	143	0- 0	314	334	215	215	17	17	
TOTALS	RPI 1-25	RPI 26-50	W-L RECORDS	RPI 51-100	RPI 101-150	RPI 150+				
15- 16	0- 0	1- 1	OVERALL	0- 0	1- 5	13- 10				
7- 6	0- 0	1- 0	HOME	0- 0	1- 2	5- 4				
7- 8	0- 0	0- 1	AWAY	0- 0	0- 0	7- 1				
1- 2	0- 0	0- 0	NEUTRAL	0- 0	0- 1	1- 1				
5- 4	0- 0	0- 0	NON-CONFERENCE	0- 0	0- 1	5- 3				
1- 2	0- 0	0- 0	HOME	0- 0	0- 1	1- 1				
4- 1	0- 0	0- 0	AWAY	0- 0	0- 0	4- 1				
0- 1	0- 0	0- 0	NEUTRAL	0- 0	0- 0	0- 1				
10- 12	0- 0	1- 1	CONFERENCE	0- 0	1- 4	8- 7				
6- 4	0- 0	1- 0	HOME	0- 0	1- 1	4- 3				
3- 7	0- 0	0- 1	AWAY	0- 0	0- 2	3- 4				
1- 1	0- 0	0- 0	NEUTRAL	0- 0	0- 1	1- 0				

RPI 1-25				RPI 26-50				RPI 51-100				RPI 101+				Team's RPI: 218	
RPI	S	Opponent	Score	RPI	S	Opponent	Score	RPI	S	Opponent	Score	RPI	S	Opponent	Score		
				32	A	Quinnipiac	54 74					109	A	Rider	63 75		
				32	H	Quinnipiac	61 58					109	H	Rider	69 71		
												109	N	Rider	51 67		
												117	H	Clemson	47 60		
												148	A	Iona	54 60		
												148	H	Iona	75 65		
												165	A	Fairfield	60 53		
												165	H	Fairfield	68 71		
												177	A	Siena	76 85		
												177	H	Siena	86 91		
												181	A	Robert Morris	69 56		
												184	N	Hartford	72 75		
												195	H	Providence	58 62		
												202	A	Sacred Heart	65 54		
												231	A	Marist	66 76		
												231	H	Marist	79 69		
												254	A	Canisius	54 74		
												254	H	Canisius	55 53		
												265	A	Niagara	45 66		
												265	H	Niagara	68 62		
LAST 12 Division I GAMES:																	
				109	N	Rider	51 67					279	H	Manhattan	61 75		
				279	N	Manhattan	62 46					148	H	Iona	75 65		
				265	H	Niagara	68 62					327	A	Saint Peter's	58 42		
				279	A	Manhattan	63 50					32	A	Quinnipiac	54 74		
				109	A	Rider	63 75					109	H	Rider	69 71		
				231	A	Marist	66 76					177	H	Siena	86 91		

Non-Div I Games:

Monmouth

■ Loss,
 ■ Non-Conf,
 ■ S Site,
 ■ Home
 ■ A Away
 N Neutral

M
o
n
m
o
u
t
h

RPI S Opponent Score

Through Games Of March 12, 2017

RPI	S	Opponent	Score	
327	A	Saint Peter's	58	42
327	H	Saint Peter's	76	59
339	H	Fairleigh Dickinson	72	63

M
o
n
m
o
u
t
h

Monmouth

Montana

Through Games Of March 12, 2017

Average RPI Win:	262	WON-LOST	WINNING	LAST 10	STRENGTH OF	OPP. STRENGTH	TEAM	ADJ.	CONF.	ADJ CONF.
Average RPI Loss:	167	RECORD	PCT. RANK	GAMES	SCHEDULE	OF SCHEDULE	RPI	RPI	RPI	RPI
DIV. I ONLY	5- 23	323	4- 6	187	262	323	323	20	20	
DIV. I NON-CONF.	1- 8	314	0- 0	189	315	330	330	18	18	
TOTALS	RPI 1-25	RPI 26-50	W-L RECORDS	RPI 51-100	RPI 101-150	RPI 150+				
5- 23	0- 0	0- 1	OVERALL	0- 5	0- 6	5- 11				
5- 8	0- 0	0- 0	HOME	0- 3	0- 2	5- 3				
0- 12	0- 0	0- 0	AWAY	0- 2	0- 4	0- 6				
0- 3	0- 0	0- 1	NEUTRAL	0- 0	0- 0	0- 2				
1- 8	0- 0	0- 1	NON-CONFERENCE	0- 3	0- 0	1- 4				
1- 3	0- 0	0- 0	HOME	0- 2	0- 0	1- 1				
0- 3	0- 0	0- 0	AWAY	0- 1	0- 0	0- 2				
0- 2	0- 0	0- 1	NEUTRAL	0- 0	0- 0	0- 1				
4- 15	0- 0	0- 0	CONFERENCE	0- 2	0- 6	4- 7				
4- 5	0- 0	0- 0	HOME	0- 1	0- 2	4- 2				
0- 9	0- 0	0- 0	AWAY	0- 1	0- 4	0- 4				
0- 1	0- 0	0- 0	NEUTRAL	0- 0	0- 0	0- 1				

RPI S	Opponent	Score	RPI S	Opponent	Score	RPI S	Opponent	Score	RPI S	Opponent	Score	Team's RPI: 323
38 N	South Dakota St.	43 84	55 H	Colorado St.	49 63	129 A	Northern Colo.	46 65				
			65 A	Montana St.	54 71	131 A	North Dakota	63 73				
			65 H	Montana St.	69 75	134 A	Eastern Wash.	57 64				
			89 A	SFA	46 54	134 H	Eastern Wash.	46 60				
			99 H	Wyoming	42 67	150 A	Idaho	50 75				
						150 H	Idaho	59 86				
						153 A	Idaho St.	43 61				
						153 H	Idaho St.	68 53				
						153 N	Idaho St.	53 63				
						189 H	Utah St.	47 65				
						214 A	Portland St.	45 68				
						214 H	Portland St.	44 64				
						215 A	Seattle U	44 60				
						239 A	Weber St.	58 74				
						239 H	Weber St.	71 46				
						286 A	Sacramento St.	69 99				
						286 H	Sacramento St.	60 73				
						291 H	Southern Utah	64 55				
						295 H	Northern Ariz.	60 59				
						311 N	Massachusetts	58 59				
						333 H	Incarinate Word	61 56				
						346 A	Cal St. Fullerton	56 72				
LAST 12 Division I GAMES:												
153 N	Idaho St.	53 63	295 H	Northern Ariz.	60 59							
153 H	Idaho St.	68 53	291 H	Southern Utah	64 55							
239 H	Weber St.	71 46	65 H	Montana St.	69 75							
65 A	Montana St.	54 71	150 A	Idaho	50 75							
214 A	Portland St.	45 68	134 A	Eastern Wash.	57 64							
286 A	Sacramento St.	69 99	286 H	Sacramento St.	60 73							

Non-Div I Games: Rocky Mountain 64 56 Great Falls 66 55

Montana

Loss, Non-Conf, S Site, H Home A Away N Neutral

Non-Conference				Through Games Of March 11, 2017						
Average RPI Win:	219	WON-LOST	WINNING	LAST 10	STRENGTH OF	OPP. STRENGTH	TEAM	ADJ.	CONF.	ADJ CONF.
Average RPI Loss:	141	RECORD	PCT. RANK	GAMES	SCHEDULE	OF SCHEDULE	RPI	RPI	RPI	RPI
DIV. I ONLY	23- 6	25	9- 1	244	213	65	65	20	20	
DIV. I NON-CONF.	5- 3	122	0- 0	255	158	111	111	18	18	

TOTALS	RPI 1-25		RPI 26-50		W-L RECORDS		RPI 51-100		RPI 101-150	RPI 150+
23- 6	0- 0		0- 0		OVERALL		0- 2		6- 1	17- 3
11- 0	0- 0		0- 0		HOME		0- 0		2- 0	9- 0
8- 6	0- 0		0- 0		AWAY		0- 2		3- 1	5- 3
4- 0	0- 0		0- 0		NEUTRAL		0- 0		1- 0	3- 0
5- 3	0- 0		0- 0		NON-CONFERENCE		0- 2		0- 0	5- 1
2- 0	0- 0		0- 0		HOME		0- 0		0- 0	2- 0
2- 3	0- 0		0- 0		AWAY		0- 2		0- 0	2- 1
1- 0	0- 0		0- 0		NEUTRAL		0- 0		0- 0	1- 0
18- 3	0- 0		0- 0		CONFERENCE		0- 0		6- 1	12- 2
9- 0	0- 0		0- 0		HOME		0- 0		2- 0	7- 0
6- 3	0- 0		0- 0		AWAY		0- 0		3- 1	3- 2
3- 0	0- 0		0- 0		NEUTRAL		0- 0		1- 0	2- 0

[illegible]

Non-Div I Games:	Carroll (MT)	75	44	Great Falls	75	42
------------------	--------------	----	----	-------------	----	----

Montana St.

Loss, Non-Conf, S Site, H Home A Away N Neutral

RPI	S	Opponent	Score
323	H	Montana	71 54

Montana St.

M
o
n
t
a
n
a
S
t
.

M
o
n
t
a
n
a
S
t
.

Average RPI Win:	273	WON-LOST	WINNING	LAST 10	STRENGTH OF	OPP. STRENGTH	TEAM	ADJ.	CONF.	ADJ CONF.
Average RPI Loss:	164	RECORD	PCT. RANK	GAMES	SCHEDULE	OF SCHEDULE	RPI	RPI	RPI	RPI
DIV. I ONLY	19- 9	75	6- 4	341	239	179	179	26	26	
DIV. I NON-CONF.	8- 3	67	0- 0	344	169	200	200	26	26	
TOTALS	RPI 1-25	RPI 26-50	W-L RECORDS	RPI 51-100	RPI 101-150	RPI 150+				
19- 9	0- 1	0- 1	OVERALL	0- 2	0- 0	19- 5				
12- 2	0- 0	0- 0	HOME	0- 1	0- 0	12- 1				
7- 6	0- 1	0- 1	AWAY	0- 1	0- 0	7- 3				
0- 1	0- 0	0- 0	NEUTRAL	0- 0	0- 0	0- 1				
8- 3	0- 1	0- 1	NON-CONFERENCE	0- 0	0- 0	8- 1				
5- 1	0- 0	0- 0	HOME	0- 0	0- 0	5- 1				
3- 2	0- 1	0- 1	AWAY	0- 0	0- 0	3- 0				
0- 0	0- 0	0- 0	NEUTRAL	0- 0	0- 0	0- 0				
11- 6	0- 0	0- 0	CONFERENCE	0- 2	0- 0	11- 4				
7- 1	0- 0	0- 0	HOME	0- 1	0- 0	7- 0				
4- 4	0- 0	0- 0	AWAY	0- 1	0- 0	4- 3				
0- 1	0- 0	0- 0	NEUTRAL	0- 0	0- 0	0- 1				

RPI 1-25				RPI 26-50				RPI 51-100				RPI 101+ Team's RPI: 179			
RPI	S	Opponent	Score	RPI	S	Opponent	Score	RPI	S	Opponent	Score	RPI	S	Opponent	Score
14	A	Kentucky	47 74	40	A	West Virginia	53 94	57	A	Belmont	76 96	206	H	SIUE	69 66
								57	H	Belmont	59 91	221	A	UT Martin	89 68
												249	H	Miami (OH)	77 43
												252	A	Jacksonville St.	68 69
												252	H	Jacksonville St.	85 82
												253	A	Tennessee St.	66 69
												253	H	Tennessee St.	87 74
												254	H	Canisius	77 68
												260	H	Georgia St.	50 68
												262	A	Austin Peay	81 71
												264	H	Murray St.	73 59
												267	A	Southeast Mo. St.	82 72
												271	A	Eastern Ky.	58 65
												271	H	Eastern Ky.	80 54
												271 N		Eastern Ky.	67 73
												272	A	Kennesaw St.	71 50
												282	A	Tennessee Tech	81 52
												282	H	Tennessee Tech	79 65
												284	H	Eastern Mich.	78 73
												294	A	North Florida	84 65
												299	H	Lipscomb	73 53
												300	H	Eastern Ill.	66 62
												324	A	Florida A&M	53 48
												344	H	Chicago St.	63 55
LAST 12 Division I GAMES:															
				271 N		Eastern Ky.	67 73	267	A	Southeast Mo. St.	82 72				
				252	H	Jacksonville St.	85 82	264	H	Murray St.	73 59				
				282	A	Tennessee Tech	81 52	252	A	Jacksonville St.	68 69				
				57	A	Belmont	76 96	282	H	Tennessee Tech	79 65				
				253	H	Tennessee St.	87 74	271	H	Eastern Ky.	80 54				
				271	A	Eastern Ky.	58 65	57	H	Belmont	59 91				

Non-Div I Games: Ky. Christian 100 52 Alice Lloyd 92 42

Morehead St.

■ Loss,
 ■ Non-Conf, S Site,
 ■ Home
 ■ Away
 N Neutral

Average RPI Win:	289	WON-LOST	WINNING	LAST 10	STRENGTH OF	OPP. STRENGTH	TEAM	ADJ.	CONF.	ADJ CONF.
Average RPI Loss:	239	RECORD	PCT. RANK	GAMES	SCHEDULE	OF SCHEDULE	RPI	RPI	RPI	RPI
DIV. I ONLY	8- 21	288	7- 3	336	343	330	330	32	32	
DIV. I NON-CONF.	1- 11	330	0- 0	182	337	316	316	31	31	
TOTALS	RPI 1-25	RPI 26-50	W-L RECORDS	RPI 51-100	RPI 101-150	RPI 150+				
8- 21	0- 0	0- 1	OVERALL	0- 1	0- 0	8- 19				
4- 6	0- 0	0- 0	HOME	0- 0	0- 0	4- 6				
4- 11	0- 0	0- 1	AWAY	0- 1	0- 0	4- 9				
0- 4	0- 0	0- 0	NEUTRAL	0- 0	0- 0	0- 4				
1- 11	0- 0	0- 1	NON-CONFERENCE	0- 1	0- 0	1- 9				
0- 2	0- 0	0- 0	HOME	0- 0	0- 0	0- 2				
1- 6	0- 0	0- 1	AWAY	0- 1	0- 0	1- 4				
0- 3	0- 0	0- 0	NEUTRAL	0- 0	0- 0	0- 3				
7- 10	0- 0	0- 0	CONFERENCE	0- 0	0- 0	7- 10				
4- 4	0- 0	0- 0	HOME	0- 0	0- 0	4- 4				
3- 5	0- 0	0- 0	AWAY	0- 0	0- 0	3- 5				
0- 1	0- 0	0- 0	NEUTRAL	0- 0	0- 0	0- 1				

RPI S	Opponent	Score	RPI S	Opponent	Score	RPI S	Opponent	Score	RPI S	Opponent	Score	Team's RPI: 330
33	A Dayton	42 61	94	A Saint Louis	43 71	151	H Hampton	58 71	154	H Brown	51 68	
						171	A Bethune-Cookman	48 50	181	H Robert Morris	44 58	
						192	N Campbell	51 62	212	A UMBC	69 61	
						226	A Howard	73 72	229	A Richmond	37 54	
						250	A Marshall	43 62	261	A UMES	66 62	
						271	N Eastern Ky.	58 66	281	H N.C. A&T	62 67	
						283	H Norfolk St.	47 56	287	N Ark.-Pine Bluff	44 53	
						288	A Coppin St.	45 61	288	H Coppin St.	71 42	
						289	A Mt. St. Mary's	50 65	292	A UMKC	56 64	
						293	A Savannah St.	62 66	293	H Savannah St.	50 43	
						293	N Savannah St.	51 59	324	A Florida A&M	48 51	
						324	H Florida A&M	26 61	335	H N.C. Central	44 42	
						347	A Delaware St.	71 52	347	H Delaware St.	74 47	
						348	A South Carolina St.	46 50				
LAST 12 Division I GAMES:												
293	N Savannah St.	51 59	226	A Howard	73 72	347	H Delaware St.	74 47	324	H Florida A&M	26 61	
261	A UMES	66 62	335	H N.C. Central	44 42	347	A Delaware St.	71 52	347	H Delaware St.	74 47	
288	H Coppin St.	71 42	324	H Florida A&M	26 61	288	A Coppin St.	45 61				
151	H Hampton	58 71	288	A Coppin St.	71 42	348	A South Carolina St.	46 50				
347	A Delaware St.	71 52										
293	H Savannah St.	50 43										

Non-Div I Games: Washington Adventis79 28

Morgan St.

■ Loss,
 ■ Non-Conf,
 ■ S Site,
 ■ Home
 ■ A Away
 N Neutral

RPI	S	Opponent	Score
348	A	South Carolina St.	46 50

Morgan St.

M
o
r
g
a
n
S
t
.

M
o
r
g
a
n
S
t
.

Mt. St. Mary's

Through Games Of March 12, 2017

Average RPI Win:	303	WON-LOST	WINNING	LAST 10	STRENGTH OF	OPP. STRENGTH	TEAM	ADJ.	CONF.	ADJ CONF.
Average RPI Loss:	213	RECORD	PCT. RANK	GAMES	SCHEDULE	OF SCHEDULE	RPI	RPI	RPI	RPI
DIV. I ONLY	12- 18	224	7- 3	313	345	289	289	31	31	
DIV. I NON-CONF.	2- 9	293	0- 0	196	304	317	317	32	32	
TOTALS	RPI 1-25	RPI 26-50	W-L RECORDS	RPI 51-100	RPI 101-150	RPI 150+				
12- 18	0- 1	0- 1	OVERALL	0- 0	0- 1	12- 15				
8- 6	0- 0	0- 0	HOME	0- 0	0- 0	8- 6				
4- 12	0- 1	0- 1	AWAY	0- 0	0- 1	4- 9				
0- 0	0- 0	0- 0	NEUTRAL	0- 0	0- 0	0- 0				
2- 9	0- 1	0- 1	NON-CONFERENCE	0- 0	0- 1	2- 6				
2- 3	0- 0	0- 0	HOME	0- 0	0- 0	2- 3				
0- 6	0- 1	0- 1	AWAY	0- 0	0- 1	0- 3				
0- 0	0- 0	0- 0	NEUTRAL	0- 0	0- 0	0- 0				
10- 9	0- 0	0- 0	CONFERENCE	0- 0	0- 0	10- 9				
6- 3	0- 0	0- 0	HOME	0- 0	0- 0	6- 3				
4- 6	0- 0	0- 0	AWAY	0- 0	0- 0	4- 6				
0- 0	0- 0	0- 0	NEUTRAL	0- 0	0- 0	0- 0				

RPI 1-25				RPI 26-50				RPI 51-100				RPI 101+ Team's RPI: 289			
RPI	S	Opponent	Score	RPI	S	Opponent	Score	RPI	S	Opponent	Score	RPI	S	Opponent	Score
16	A	Maryland	42 106	40	A	West Virginia	45 77					125	A	William & Mary	46 68
												163	A	Pittsburgh	54 89
												165	H	Fairfield	57 70
												181	A	Robert Morris	58 70
												181	H	Robert Morris	44 50
												202	A	Sacred Heart	45 49
												202	H	Sacred Heart	61 59
												226	A	Howard	62 95
												242	A	Saint Francis (PA)	66 58
												242	H	Saint Francis (PA)	88 97
												244	A	Bryant	62 78
												244	A	Bryant	47 59
												244	H	Bryant	61 53
												261	H	UMES	52 63
												269	A	Loyola Maryland	53 58
												288	H	Coppin St.	54 48
												306	A	Central Conn. St.	58 68
												306	H	Central Conn. St.	81 66
												308	H	Lehigh	57 74
												324	A	St. Francis Brooklyn	62 44
												324	H	St. Francis Brooklyn	55 71
												330	H	Morgan St.	65 50
												336	A	LIU Brooklyn	60 63
												336	H	LIU Brooklyn	56 43
												339	A	Fairleigh Dickinson	75 71
												339	H	Fairleigh Dickinson	61 50
LAST 12 Division I GAMES:															
244	A	Bryant	47 59	242	A	Saint Francis (PA)	66 58								
324	H	St. Francis Brooklyn	55 71	244	H	Bryant	61 53								
336	H	LIU Brooklyn	56 43	306	H	Central Conn. St.	81 66								
341	A	Wagner	70 59	202	H	Sacred Heart	61 59								
339	A	Fairleigh Dickinson	75 71	181	H	Robert Morris	44 50								
181	A	Robert Morris	58 70	202	A	Sacred Heart	45 49								

Non-Div I Games:

Mt. St. Mary's

■ Loss,
 ■ Non-Conf,
 ■ S Site,
 ■ Home
 ■ A Away
 N Neutral

RPI	S	Opponent	Score	
341	A	Wagner	70	59
341	H	Wagner	66	47

Mt. St. Mary's

M
t
.
S
t
.
M
a
r
y
'
s

M
t
.
S
t
.
M
a
r
y
'
s

Average RPI Win:	279	WON-LOST	WINNING	LAST 10	STRENGTH OF	OPP. STRENGTH	TEAM	ADJ.	CONF.	ADJ CONF.
Average RPI Loss:	196	RECORD	PCT. RANK	GAMES	SCHEDULE	OF SCHEDULE	RPI	RPI	RPI	RPI
DIV. I ONLY	13- 14	184	3- 7	332	299	264	264	26	26	
DIV. I NON-CONF.	6- 5	148	0- 0	331	338	236	236	26	26	
TOTALS	RPI 1-25	RPI 26-50	W-L RECORDS	RPI 51-100	RPI 101-150	RPI 150+				
13- 14	0- 0	0- 0	OVERALL	0- 2	0- 1	13- 11				
7- 5	0- 0	0- 0	HOME	0- 1	0- 0	7- 4				
5- 8	0- 0	0- 0	AWAY	0- 1	0- 0	5- 7				
1- 1	0- 0	0- 0	NEUTRAL	0- 0	0- 1	1- 0				
6- 5	0- 0	0- 0	NON-CONFERENCE	0- 1	0- 1	6- 3				
3- 1	0- 0	0- 0	HOME	0- 0	0- 0	3- 1				
2- 3	0- 0	0- 0	AWAY	0- 1	0- 0	2- 2				
1- 1	0- 0	0- 0	NEUTRAL	0- 0	0- 1	1- 0				
7- 9	0- 0	0- 0	CONFERENCE	0- 1	0- 0	7- 8				
4- 4	0- 0	0- 0	HOME	0- 1	0- 0	4- 3				
3- 5	0- 0	0- 0	AWAY	0- 0	0- 0	3- 5				
0- 0	0- 0	0- 0	NEUTRAL	0- 0	0- 0	0- 0				

RPI S	Opponent	Score	RPI S	Opponent	Score	RPI S	Opponent	Score	RPI S	Opponent	Score	Team's RPI: 264
						57	H Belmont	69 87	108	N Abilene Christian	57 81	
						72	A Ohio	70 79	178	A Southern Ill.	63 70	
									179	A Morehead St.	59 73	
									198	H UNCG	81 70	
									205	A ETSU	60 79	
									206	A SIUE	84 77	
									206	H SIUE	76 85	
									221	A UT Martin	82 83	
									221	H UT Martin	70 90	
									225	H Evansville	77 82	
									252	A Jacksonville St.	71 64	
									253	H Tennessee St.	80 72	
									262	A Austin Peay	63 75	
									262	H Austin Peay	67 62	
									267	A Southeast Mo. St.	70 79	
									267	H Southeast Mo. St.	67 80	
									271	H Eastern Ky.	70 64	
									282	A Tennessee Tech	54 72	
									296	A Northern Ky.	72 69	
									299	H Lipscomb	79 59	
									300	A Eastern Ill.	66 57	
									300	H Eastern Ill.	92 74	
									313	A Mississippi Val.	80 62	
									333	N Incarnate Word	72 68	
									349	H Alabama A&M	81 49	
LAST 12 Division I GAMES:												
221	A	UT Martin	82	83	57	H	Belmont	69	87			
267	H	Southeast Mo. St.	67	80	179	A	Morehead St.	59	73			
206	H	SIUE	76	85	221	H	UT Martin	70	90			
300	A	Eastern Ill.	66	57	267	A	Southeast Mo. St.	70	79			
262	H	Austin Peay	67	62	262	A	Austin Peay	63	75			
271	H	Eastern Ky.	70	64	206	A	SIUE	84	77			

Non-Div I Games: Eureka 101 59 MacMurray 93 37

Murray St.

■ Loss,
 ■ Non-Conf, S Site,
 ■ Home
 ■ Away
 N Neutral

Average RPI Win:	284	WON-LOST	WINNING	LAST 10	STRENGTH OF	OPP. STRENGTH	TEAM	ADJ.	CONF.	ADJ CONF.
Average RPI Loss:	178	RECORD	PCT. RANK	GAMES	SCHEDULE	OF SCHEDULE	RPI	RPI	RPI	RPI
DIV. I ONLY	12- 18	224	5- 5	292	321	281	281	32	32	
DIV. I NON-CONF.	2- 9	293	0- 0	72	72	256	256	31	31	
TOTALS	RPI 1-25	RPI 26-50	W-L RECORDS	RPI 51-100	RPI 101-150	RPI 150+				
12- 18	0- 1	0- 2	OVERALL	1- 2	0- 1	11- 12				
7- 5	0- 1	0- 1	HOME	1- 0	0- 0	6- 3				
3- 8	0- 0	0- 0	AWAY	0- 1	0- 0	3- 7				
2- 5	0- 0	0- 1	NEUTRAL	0- 1	0- 1	2- 2				
2- 9	0- 1	0- 2	NON-CONFERENCE	1- 2	0- 1	1- 3				
2- 2	0- 1	0- 1	HOME	1- 0	0- 0	1- 0				
0- 3	0- 0	0- 0	AWAY	0- 1	0- 0	0- 2				
0- 4	0- 0	0- 1	NEUTRAL	0- 1	0- 1	0- 1				
10- 9	0- 0	0- 0	CONFERENCE	0- 0	0- 0	10- 9				
5- 3	0- 0	0- 0	HOME	0- 0	0- 0	5- 3				
3- 5	0- 0	0- 0	AWAY	0- 0	0- 0	3- 5				
2- 1	0- 0	0- 0	NEUTRAL	0- 0	0- 0	2- 1				

RPI 1-25				RPI 26-50				RPI 51-100				RPI 101+ Team's RPI: 281			
RPI	S	Opponent	Score	RPI	S	Opponent	Score	RPI	S	Opponent	Score	RPI	S	Opponent	Score
9	H	UCLA	42 83	40	N	West Virginia	64 80	72	H	Ohio	63 57	123	N	Ball St.	57 76
				45	H	Auburn	36 68	80	A	FGCU	41 67	151	A	Hampton	57 64
								84	N	Florida	38 67	151	N	Hampton	62 64
												171	H	Bethune-Cookman	60 65
												216	A	Appalachian St.	58 71
												221	H	UT Martin	74 59
												226	A	Howard	61 69
												226	H	Howard	63 55
												226	N	Howard	68 58
												231	N	Marist	64 69
												248	A	Ga. Southern	50 65
												261	A	UMES	50 58
												261	H	UMES	57 60
												283	A	Norfolk St.	53 69
												288	A	Coppin St.	57 65
												293	H	Savannah St.	89 54
												324	H	Florida A&M	65 57
												330	A	Morgan St.	67 62
												335	A	N.C. Central	62 38
												335	H	N.C. Central	54 58
												335	N	N.C. Central	71 58
												347	A	Delaware St.	68 60
												347	H	Delaware St.	83 44
												348	H	South Carolina St.	66 54
LAST 12 Division I GAMES:															
151	N	Hampton	62 64	261	A	UMES	50 58	226	A	Howard	61 69	348	H	South Carolina St.	66 54
226	N	Howard	68 58	348	H	South Carolina St.	66 54	324	H	Florida A&M	65 57	347	A	Delaware St.	68 60
335	N	N.C. Central	71 58	324	H	Florida A&M	65 57	347	A	Delaware St.	68 60				
335	H	N.C. Central	54 58	347	A	Delaware St.	68 60	283	A	Norfolk St.	53 69				
171	H	Bethune-Cookman	60 65	283	A	Norfolk St.	53 69								
293	H	Savannah St.	89 54												

Non-Div I Games: Francis Marion 72 65 Slippery Rock 70 59

N.C. A&T

■ Loss,
 ■ Non-Conf, S Site,
 ■ Home
 ■ Away
 N Neutral

N.C. Central

Through Games Of March 12, 2017

Average RPI Win:	306	WON-LOST	WINNING	LAST 10	STRENGTH OF	OPP. STRENGTH	TEAM	ADJ.	CONF.	ADJ CONF.
Average RPI Loss:	223	RECORD	PCT. RANK	GAMES	SCHEDULE	OF SCHEDULE	RPI	RPI	RPI	RPI
DIV. I ONLY	7- 20	302	5- 5	333	339	335	335	32	32	
DIV. I NON-CONF.	0- 10	335	0- 0	206	282	341	341	31	31	
TOTALS	RPI 1-25	RPI 26-50	W-L RECORDS	RPI 51-100	RPI 101-150	RPI 150+				
7- 20	0- 0	0- 1	OVERALL	0- 1	0- 1	7- 17				
5- 7	0- 0	0- 0	HOME	0- 0	0- 0	5- 7				
2- 12	0- 0	0- 1	AWAY	0- 1	0- 1	2- 9				
0- 1	0- 0	0- 0	NEUTRAL	0- 0	0- 0	0- 1				
0- 10	0- 0	0- 1	NON-CONFERENCE	0- 1	0- 1	0- 7				
0- 4	0- 0	0- 0	HOME	0- 0	0- 0	0- 4				
0- 6	0- 0	0- 1	AWAY	0- 1	0- 1	0- 3				
0- 0	0- 0	0- 0	NEUTRAL	0- 0	0- 0	0- 0				
7- 10	0- 0	0- 0	CONFERENCE	0- 0	0- 0	7- 10				
5- 3	0- 0	0- 0	HOME	0- 0	0- 0	5- 3				
2- 6	0- 0	0- 0	AWAY	0- 0	0- 0	2- 6				
0- 1	0- 0	0- 0	NEUTRAL	0- 0	0- 0	0- 1				

RPI 1-25	RPI 26-50	RPI 51-100	RPI 101+ Team's RPI: 335
RPI S Opponent Score	RPI S Opponent Score	RPI S Opponent Score	RPI S Opponent Score
	39 A North Carolina St. 33 83	58 A Purdue 27 61	136 A Old Dominion 52 83
			151 A Hampton 36 60
			171 H Bethune-Cookman 52 62
			192 A Campbell 30 61
			198 H UNCG 51 64
			222 H Presbyterian 63 72
			226 A Howard 48 62
			226 H Howard 50 73
			238 H Wofford 54 64
			255 A Furman 40 60
			257 A Coastal Caro. 50 66
			261 A UMES 51 73
			261 H UMES 68 59
			281 A N.C. A&T 58 54
			281 H N.C. A&T 38 62
			281 N N.C. A&T 58 71
			283 A Norfolk St. 40 71
			288 A Coppin St. 58 46
			293 H Savannah St. 58 51
			315 H USC Upstate 58 68
			324 H Florida A&M 52 49
			330 A Morgan St. 42 44
			347 A Delaware St. 51 55
			347 H Delaware St. 68 63
			348 H South Carolina St. 52 41
LAST 12 Division I GAMES:			
281 N N.C. A&T 58 71	324 H Florida A&M 52 49		
281 A N.C. A&T 58 54	348 H South Carolina St. 52 41		
293 H Savannah St. 58 51	288 A Coppin St. 58 46		
171 H Bethune-Cookman 52 62	330 A Morgan St. 42 44		
226 A Howard 48 62	347 A Delaware St. 51 55		
261 A UMES 51 73	281 H N.C. A&T 38 62		

Non-Div I Games: Johnson & Wales (NC75 38 Pfeiffer 47 50

N.C. Central

Loss, Non-Conf, S Site, H Home A Away N Neutral

Average RPI Win:	311	WON-LOST	WINNING	LAST 10	STRENGTH OF	OPP. STRENGTH	TEAM	ADJ.	CONF.	ADJ CONF.
Average RPI Loss:	187	RECORD	PCT. RANK	GAMES	SCHEDULE	OF SCHEDULE	RPI	RPI	RPI	RPI
DIV. I ONLY	9- 19	270	3- 7	339	284	321	321	25	25	
DIV. I NON-CONF.	5- 8	218	0- 0	338	343	312	312	24	24	
TOTALS	RPI 1-25	RPI 26-50	W-L RECORDS	RPI 51-100	RPI 101-150	RPI 150+				
9- 19	0- 0	0- 1	OVERALL	0- 5	0- 3	9- 10				
5- 7	0- 0	0- 0	HOME	0- 2	0- 1	5- 4				
3- 12	0- 0	0- 1	AWAY	0- 3	0- 2	3- 6				
1- 0	0- 0	0- 0	NEUTRAL	0- 0	0- 0	1- 0				
5- 8	0- 0	0- 1	NON-CONFERENCE	0- 1	0- 1	5- 5				
2- 3	0- 0	0- 0	HOME	0- 0	0- 0	2- 3				
2- 5	0- 0	0- 1	AWAY	0- 1	0- 1	2- 2				
1- 0	0- 0	0- 0	NEUTRAL	0- 0	0- 0	1- 0				
4- 11	0- 0	0- 0	CONFERENCE	0- 4	0- 2	4- 5				
3- 4	0- 0	0- 0	HOME	0- 2	0- 1	3- 1				
1- 7	0- 0	0- 0	AWAY	0- 2	0- 1	1- 4				
0- 0	0- 0	0- 0	NEUTRAL	0- 0	0- 0	0- 0				

RPI S	Opponent	Score	RPI S	Opponent	Score	RPI S	Opponent	Score	RPI S	Opponent	Score	Team's RPI: 321
49	A Harvard	38 59	62	A Bucknell	36 67	112	A Stetson	43 77				
			80	A FGCU	53 73	112	H Stetson	37 60				
			80	H FGCU	46 77	116	A Saint Joseph's	36 75				
			95	A Jacksonville	59 75	194	H Columbia	51 65				
			95	H Jacksonville	56 75	211	H Binghamton	44 68				
						226	H Howard	70 55				
						272	A Kennesaw St.	60 62				
						272	A Kennesaw St.	64 75				
						272	H Kennesaw St.	56 66				
						274	A Vermont	42 64				
						294	A North Florida	51 61				
						294	H North Florida	64 62				
						299	A Lipscomb	76 53				
						299	H Lipscomb	76 68				
						308	A Lehigh	52 84				
						315	A USC Upstate	58 75				
						315	H USC Upstate	70 66				
						336	N LIU Brooklyn	50 48				
						339	H Fairleigh Dickinson	61 66				
						341	H Wagner	68 45				
						344	A Chicago St.	57 42				
						347	A Delaware St.	57 43				
LAST 12 Division I GAMES:												
272	A Kennesaw St.	60 62	272	H Kennesaw St.	56 66							
315	H USC Upstate	70 66	299	A Lipscomb	76 53							
80	H FGCU	46 77	272	A Kennesaw St.	64 75							
112	H Stetson	37 60	299	H Lipscomb	76 68							
294	A North Florida	51 61	112	A Stetson	43 77							
95	A Jacksonville	59 75	80	A FGCU	53 73							

Non-Div I Games: St. Joseph's (Brkln87 53 Rutgers-Newark 83 52

NJIT

■ Loss,
 ■ Non-Conf, S Site,
 ■ Home
 ■ Away
 N Neutral

Average RPI Win: 247	WON-LOST	WINNING	LAST 10	STRENGTH OF	OPP. STRENGTH	TEAM	ADJ.	CONF.	ADJ CONF.
Average RPI Loss: 124	RECORD	PCT. RANK	GAMES	SCHEDULE	OF SCHEDULE	RPI	RPI	RPI	RPI
DIV. I ONLY	22- 9	61	7- 3	266	235	122	122	23	23
DIV. I NON-CONF.	6- 4	127	0- 0	277	105	154	154	25	25
TOTALS	RPI 1-25	RPI 26-50	W-L RECORDS	RPI 51-100	RPI 101-150	RPI 150+			
22- 9	0- 1	0- 0	OVERALL	0- 4	1- 0	21- 4			
12- 2	0- 0	0- 0	HOME	0- 1	1- 0	11- 1			
9- 6	0- 1	0- 0	AWAY	0- 3	0- 0	9- 2			
1- 1	0- 0	0- 0	NEUTRAL	0- 0	0- 0	1- 1			
6- 4	0- 1	0- 0	NON-CONFERENCE	0- 1	1- 0	5- 2			
4- 0	0- 0	0- 0	HOME	0- 0	1- 0	3- 0			
2- 3	0- 1	0- 0	AWAY	0- 1	0- 0	2- 1			
0- 1	0- 0	0- 0	NEUTRAL	0- 0	0- 0	0- 1			
16- 5	0- 0	0- 0	CONFERENCE	0- 3	0- 0	16- 2			
8- 2	0- 0	0- 0	HOME	0- 1	0- 0	8- 1			
7- 3	0- 0	0- 0	AWAY	0- 2	0- 0	7- 1			
1- 0	0- 0	0- 0	NEUTRAL	0- 0	0- 0	1- 0			

RPI S	Opponent	Score	RPI S	Opponent	Score	RPI S	Opponent	Score	RPI S	Opponent	Score	Team's RPI: 122
19	A Tennessee	55 85				62	A Bucknell	64 67	148	H Iona	73 68	
						62	A Bucknell	71 79	161	A Army West Point	63 58	
						62	H Bucknell	54 63	161	H Army West Point	67 62	
						88	A Wake Forest	65 75	161	N Army West Point	54 53	
									174	N Arkansas	67 70	
									180	H Cleveland St.	88 63	
									182	H Hofstra	78 69	
									185	A American	48 50	
									185	H American	60 44	
									193	A George Mason	64 68	
									227	A Boston U.	62 59	
									227	H Boston U.	55 41	
									234	H Liberty	67 66	
									269	A Loyola Maryland	55 43	
									269	H Loyola Maryland	77 51	
									275	A Colgate	80 67	
									275	H Colgate	61 69	
									285	A Nevada	79 62	
									298	A Lafayette	68 65	
									298	H Lafayette	53 37	
									298	H Lafayette	76 41	
									308	A Lehigh	66 64	
									308	H Lehigh	79 44	
									318	A Holy Cross	73 71	
									318	H Holy Cross	57 56	
									322	A Air Force	64 46	
LAST 12 Division I GAMES:												
62	A Bucknell	71 79	161	H Army West Point	67 62							
161	N Army West Point	54 53	308	H Lehigh	79 44							
298	H Lafayette	53 37	298	A Lafayette	68 65							
185	H American	60 44	269	A Loyola Maryland	55 43							
62	H Bucknell	54 63	275	H Colgate	61 69							
185	A American	48 50	227	H Boston U.	55 41							

Non-Div I Games: Goucher 93 40

Navy

■ Loss,
 ■ Non-Conf, S Site,
 ■ Home
 ■ Away
 N Neutral

Nebraska

Through Games Of March 12, 2017

Average RPI Win: 137	WON-LOST	WINNING	LAST 10	STRENGTH OF	OPP. STRENGTH	TEAM	ADJ.	CONF.	ADJ CONF.
Average RPI Loss: 71	RECORD	PCT. RANK	GAMES	SCHEDULE	OF SCHEDULE	RPI	RPI	RPI	RPI
DIV. I ONLY	7- 22	308	2- 8	28	43	196	196	6	6
DIV. I NON-CONF.	4- 8	230	0- 0	17	8	164	164	6	6
TOTALS	RPI 1-25	RPI 26-50	W-L RECORDS	RPI 51-100	RPI 101-150	RPI 150+			
7- 22	0- 4	1- 6	OVERALL	2- 7	1- 2	3- 3			
7- 9	0- 3	1- 3	HOME	2- 3	1- 0	3- 0			
0- 10	0- 1	0- 3	AWAY	0- 3	0- 1	0- 2			
0- 3	0- 0	0- 0	NEUTRAL	0- 1	0- 1	0- 1			
4- 8	0- 3	0- 1	NON-CONFERENCE	1- 2	1- 2	2- 0			
4- 4	0- 2	0- 1	HOME	1- 1	1- 0	2- 0			
0- 2	0- 1	0- 0	AWAY	0- 0	0- 1	0- 0			
0- 2	0- 0	0- 0	NEUTRAL	0- 1	0- 1	0- 0			
3- 14	0- 1	1- 5	CONFERENCE	1- 5	0- 0	1- 3			
3- 5	0- 1	1- 2	HOME	1- 2	0- 0	1- 0			
0- 8	0- 0	0- 3	AWAY	0- 3	0- 0	0- 2			
0- 1	0- 0	0- 0	NEUTRAL	0- 0	0- 0	0- 1			

RPI	S	Opponent	Score	RPI	S	Opponent	Score	RPI	S	Opponent	Score	RPI	S	Opponent	Score	Team's RPI: 196
1	H	UConn	41 84	26	H	Drake	70 84	51	H	Indiana	67 64	101	N	Washington St.	65 79	
16	H	Maryland	49 93	27	A	Ohio St.	75 95	53	N	Virginia	51 73	105	A	Virginia Tech	67 76	
23	A	Creighton	64 80	27	H	Ohio St.	69 87	55	H	Colorado St.	62 59	149	H	Omaha	66 58	
25	H	Missouri	35 55	42	A	Michigan St.	73 93	56	H	California	65 86	203	H	San Jose St.	83 61	
				42	H	Michigan St.	76 74	58	A	Purdue	45 88	208	A	Illinois	59 79	
				46	A	Michigan	60 88	64	A	Iowa	72 75	208	N	Illinois	70 79	
				46	H	Michigan	51 84	69	H	Northwestern	58 62	210	A	Wisconsin	56 82	
								73	H	Minnesota	69 79	224	H	Rutgers	62 58	
								87	A	Penn St.	69 86	237	H	UTRGV	71 53	
LAST 12 Division I GAMES:																
208	N	Illinois	70 79	73	H	Minnesota	69 79									
42	H	Michigan St.	76 74	27	A	Ohio St.	75 95									
46	A	Michigan	60 88	58	A	Purdue	45 88									
51	H	Indiana	67 64	46	H	Michigan	51 84									
27	H	Ohio St.	69 87	87	A	Penn St.	69 86									
210	A	Wisconsin	56 82	208	A	Illinois	59 79									

Non-Div I Games:

Nebraska

■ Loss,
■ Non-Conf, S Site,
■ Home
■ Away
N Neutral

Nevada

Through Games Of March 12, 2017

Average RPI Win: 245	WON-LOST	WINNING	LAST 10	STRENGTH OF	OPP. STRENGTH	TEAM	ADJ.	CONF.	ADJ CONF.
Average RPI Loss: 151	RECORD	PCT. RANK	GAMES	SCHEDULE	OF SCHEDULE	RPI	RPI	RPI	RPI
DIV. I ONLY	10- 19	259	3- 7	272	156	285	285	13	13
DIV. I NON-CONF.	5- 5	165	0- 0	317	241	274	274	15	15
TOTALS	RPI 1-25	RPI 26-50	W-L RECORDS	RPI 51-100	RPI 101-150	RPI 150+			
10- 19	0- 0	1- 1	OVERALL	0- 3	0- 7	9- 8			
7- 9	0- 0	1- 0	HOME	0- 2	0- 4	6- 3			
3- 9	0- 0	0- 1	AWAY	0- 1	0- 2	3- 5			
0- 1	0- 0	0- 0	NEUTRAL	0- 0	0- 1	0- 0			
5- 5	0- 0	0- 0	NON-CONFERENCE	0- 1	0- 2	5- 2			
3- 4	0- 0	0- 0	HOME	0- 1	0- 2	3- 1			
2- 1	0- 0	0- 0	AWAY	0- 0	0- 0	2- 1			
0- 0	0- 0	0- 0	NEUTRAL	0- 0	0- 0	0- 0			
5- 14	0- 0	1- 1	CONFERENCE	0- 2	0- 5	4- 6			
4- 5	0- 0	1- 0	HOME	0- 1	0- 2	3- 2			
1- 8	0- 0	0- 1	AWAY	0- 1	0- 2	1- 4			
0- 1	0- 0	0- 0	NEUTRAL	0- 0	0- 1	0- 0			

RPI S	Opponent	Score	RPI S	Opponent	Score	RPI S	Opponent	Score	RPI S	Opponent	Score	Team's RPI: 285
47	A Boise St.	74 77	47	H Boise St.	69 62	55	A Colorado St.	51 64	107	A UNLV	41 60	
						79	H Utah	50 80	107	H UNLV	49 64	
						99	H Wyoming	59 72	111	H Long Beach St.	93 97	
									122	H Navy	62 79	
									146	A Fresno St.	54 68	
									146	H Fresno St.	70 71	
									146	N Fresno St.	57 62	
									152	A New Mexico	50 59	
									152	H New Mexico	63 69	
									167	H Memphis	75 67	
									189	A Utah St.	57 60	
									189	H Utah St.	69 81	
									203	A San Jose St.	84 107	
									203	H San Jose St.	108 85	
									223	A San Diego	54 70	
									241	H Hawaii	67 59	
									270	A San Diego St.	78 83	
									270	H San Diego St.	88 65	
									276	H Portland	72 59	
									286	A Sacramento St.	99 95	
									314	A Pepperdine	69 60	
									322	A Air Force	56 51	
									322	H Air Force	65 58	
									328	H UC Irvine	59 72	
LAST 12 Division I GAMES:												
146	N Fresno St.	57 62	322	H Air Force	65 58							
55	A Colorado St.	51 64	270	H San Diego St.	88 65							
203	H San Jose St.	108 85	107	A UNLV	41 60							
107	H UNLV	49 64	189	H Utah St.	69 81							
47	A Boise St.	74 77	152	A New Mexico	50 59							
189	A Utah St.	57 60	47	H Boise St.	69 62							

Non-Div I Games: Holy Names 70 42

Nevada

■ Loss,
 ■ Non-Conf, S Site,
 ■ Home
 ■ Away
 N Neutral

New Hampshire

Through Games Of March 12, 2017

Average RPI Win:	230	WON-LOST	WINNING	LAST 10	STRENGTH OF	OPP. STRENGTH	TEAM	ADJ.	CONF.	ADJ CONF.
Average RPI Loss:	103	RECORD	PCT. RANK	GAMES	SCHEDULE	OF SCHEDULE	RPI	RPI	RPI	RPI
DIV. I ONLY	25- 5	16	8- 2	285	214	76	76	22	22	
DIV. I NON-CONF.	9- 3	63	0- 0	266	223	104	104	22	22	
TOTALS	RPI 1-25	RPI 26-50	W-L RECORDS	RPI 51-100	RPI 101-150	RPI 150+				
25- 5	0- 1	0- 0	OVERALL	0- 0	3- 4	22- 0				
13- 1	0- 0	0- 0	HOME	0- 0	2- 1	11- 0				
11- 3	0- 1	0- 0	AWAY	0- 0	1- 2	10- 0				
1- 1	0- 0	0- 0	NEUTRAL	0- 0	0- 1	1- 0				
9- 3	0- 1	0- 0	NON-CONFERENCE	0- 0	0- 2	9- 0				
5- 1	0- 0	0- 0	HOME	0- 0	0- 1	5- 0				
4- 2	0- 1	0- 0	AWAY	0- 0	0- 1	4- 0				
0- 0	0- 0	0- 0	NEUTRAL	0- 0	0- 0	0- 0				
16- 2	0- 0	0- 0	CONFERENCE	0- 0	3- 2	13- 0				
8- 0	0- 0	0- 0	HOME	0- 0	2- 0	6- 0				
7- 1	0- 0	0- 0	AWAY	0- 0	1- 1	6- 0				
1- 1	0- 0	0- 0	NEUTRAL	0- 0	0- 1	1- 0				

RPI	S	Opponent	Score	RPI	S	Opponent	Score	RPI	S	Opponent	Score	RPI	S	Opponent	Score
14	A	Kentucky	43 92									113	A	Albany (NY)	55 64
												113	H	Albany (NY)	71 58
												127	A	Cornell	56 61
												128	A	Maine	65 57
												128	H	Maine	50 44
												128	N	Maine	52 61
												133	H	Yale	58 64
												160	A	Northeastern	66 63
												177	A	Siena	77 67
												184	A	Hartford	62 57
												184	H	Hartford	58 50
												202	H	Sacred Heart	71 43
												211	A	Binghamton	70 62
												211	H	Binghamton	76 69
												212	A	UMBC	65 61
												212	H	UMBC	60 50
												220	H	Dartmouth	64 47
												227	A	Boston U.	59 51
												244	H	Bryant	62 60
												258	A	Stony Brook	56 45
												258	H	Stony Brook	49 46
												258	N	Stony Brook	58 49
												274	A	Vermont	57 49
												274	H	Vermont	66 47
												279	A	Manhattan	59 42
												306	H	Central Conn. St.	56 52
LAST 12 Division I GAMES:															

Non-Div I Games: New England Col. 58 38

New Hampshire

Loss, Non-Conf, S Site, H Home A Away N Neutral

N
e
w
H
a
m
p
s
h
i
r
e

New Hampshire
RPI S Opponent Score

Through Games Of March 12, 2017

RPI	S	Opponent	Score	
341	H	Wagner	73	40
343	A	UMass Lowell	76	57
343	H	UMass Lowell	58	45

N
e
w
H
a
m
p
s
h
i
r
e

New Hampshire

New Mexico

Through Games Of March 12, 2017

Average RPI Win:	211	WON-LOST	WINNING	LAST 10	STRENGTH OF	OPP. STRENGTH	TEAM	ADJ.	CONF.	ADJ CONF.
Average RPI Loss:	99	RECORD	PCT. RANK	GAMES	SCHEDULE	OF SCHEDULE	RPI	RPI	RPI	RPI
DIV. I ONLY	14- 15	180	3- 6	77	142	152	152	13	13	
DIV. I NON-CONF.	4- 6	209	0- 0	132	87	223	223	15	15	
TOTALS	RPI 1-25	RPI 26-50	W-L RECORDS	RPI 51-100	RPI 101-150	RPI 150+				
14- 15	0- 0	1- 3	OVERALL	1- 5	3- 6	9- 1				
10- 6	0- 0	1- 0	HOME	1- 3	2- 3	6- 0				
4- 8	0- 0	0- 2	AWAY	0- 2	1- 3	3- 1				
0- 1	0- 0	0- 1	NEUTRAL	0- 0	0- 0	0- 0				
4- 6	0- 0	0- 1	NON-CONFERENCE	1- 1	1- 4	2- 0				
4- 3	0- 0	0- 0	HOME	1- 1	1- 2	2- 0				
0- 3	0- 0	0- 1	AWAY	0- 0	0- 2	0- 0				
0- 0	0- 0	0- 0	NEUTRAL	0- 0	0- 0	0- 0				
10- 9	0- 0	1- 2	CONFERENCE	0- 4	2- 2	7- 1				
6- 3	0- 0	1- 0	HOME	0- 2	1- 1	4- 0				
4- 5	0- 0	0- 1	AWAY	0- 2	1- 1	3- 1				
0- 1	0- 0	0- 1	NEUTRAL	0- 0	0- 0	0- 0				

RPI S	Opponent	Score	RPI S	Opponent	Score	RPI S	Opponent	Score	RPI S	Opponent	Score	Team's RPI: 152
29	A Marquette	52 62	55	A Colorado St.	55 58	104	A Texas Tech	58 69				
47	A Boise St.	62 64	55	H Colorado St.	63 78	107	A UNLV	42 56				
47	H Boise St.	75 68	73	H Minnesota	65 69	107	H UNLV	52 61				
47	N Boise St.	62 64	99	A Wyoming	52 68	116	H Saint Joseph's	67 79				
			99	H Wyoming	58 60	137	A New Mexico St.	70 77				
			100	H SMU	64 49	137	H New Mexico St.	84 55				
						144	H Tulsa	64 67				
						146	A Fresno St.	80 54				
						146	H Fresno St.	66 57				
						189	A Utah St.	68 58				
						189	H Utah St.	78 67				
						203	A San Jose St.	82 72				
						270	A San Diego St.	51 63				
						270	H San Diego St.	85 42				
						285	A Nevada	69 63				
						285	H Nevada	59 50				
						302	H UTEP	79 66				
						322	H Air Force	81 64				
						339	H Fairleigh Dickinson	83 56				
LAST 12 Division I GAMES:												
47	N Boise St.	62 64	322	H Air Force	81 64							
270	A San Diego St.	51 63	203	A San Jose St.	82 72							
99	H Wyoming	58 60	107	H UNLV	52 61							
55	A Colorado St.	55 58	285	H Nevada	59 50							
146	H Fresno St.	66 57	189	A Utah St.	68 58							
47	A Boise St.	62 64	99	A Wyoming	52 68							

Non-Div I Games: Northern N.M. 87 47

New Mexico

■ Loss,
 ■ Non-Conf, S Site,
 ■ Home
 ■ Away
 N Neutral

Average RPI Win:	269	WON-LOST	WINNING	LAST 10	STRENGTH OF	OPP. STRENGTH	TEAM	ADJ.	CONF.	ADJ CONF.
Average RPI Loss:	137	RECORD	PCT. RANK	GAMES	SCHEDULE	OF SCHEDULE	RPI	RPI	RPI	RPI
DIV. I ONLY	22- 6	28	10- 0	327	278	137	137	29	29	
DIV. I NON-CONF.	6- 6	165	0- 0	296	141	218	218	29	29	
TOTALS	RPI 1-25	RPI 26-50	W-L RECORDS	RPI 51-100	RPI 101-150	RPI 150+				
22- 6	0- 0	0- 1	OVERALL	0- 0	0- 2	22- 3				
10- 1	0- 0	0- 0	HOME	0- 0	0- 1	10- 0				
9- 2	0- 0	0- 0	AWAY	0- 0	0- 0	9- 2				
3- 3	0- 0	0- 1	NEUTRAL	0- 0	0- 1	3- 1				
6- 6	0- 0	0- 1	NON-CONFERENCE	0- 0	0- 2	6- 3				
3- 1	0- 0	0- 0	HOME	0- 0	0- 1	3- 0				
2- 2	0- 0	0- 0	AWAY	0- 0	0- 0	2- 2				
1- 3	0- 0	0- 1	NEUTRAL	0- 0	0- 1	1- 1				
16- 0	0- 0	0- 0	CONFERENCE	0- 0	0- 0	16- 0				
7- 0	0- 0	0- 0	HOME	0- 0	0- 0	7- 0				
7- 0	0- 0	0- 0	AWAY	0- 0	0- 0	7- 0				
2- 0	0- 0	0- 0	NEUTRAL	0- 0	0- 0	2- 0				

RPI 1-25			RPI 26-50			RPI 51-100			RPI 101+ Team's RPI: 137		
RPI	S	Opponent	Score	RPI	S	Opponent	Score	RPI	S	Opponent	Score
				32	N	Quinnipiac	46 49				
								107	N	UNLV	47 52
								130	H	Arizona	63 74
								152	A	New Mexico	55 84
								152	H	New Mexico	77 70
								158	N	Santa Clara	46 60
								203	H	San Jose St.	66 55
								215	A	Seattle U	64 61
								215	H	Seattle U	73 69
								215	N	Seattle U	63 48
								237	A	UTRGV	64 46
								237	H	UTRGV	87 67
								241	A	Hawaii	53 56
								245	A	Grand Canyon	81 65
								245	H	Grand Canyon	67 60
								263	A	CSU Bakersfield	64 55
								263	H	CSU Bakersfield	69 55
								286	N	Sacramento St.	99 73
								292	A	UMKC	60 43
								292	H	UMKC	78 72
								292	N	UMKC	71 63
								295	A	Northern Ariz.	79 68
								302	A	UTEP	67 59
								314	H	Pepperdine	75 66
								332	A	Utah Valley	66 53
								332	H	Utah Valley	63 46
								344	A	Chicago St.	65 54
LAST 12 Division I GAMES:											
				215	N	Seattle U	63 48	245	H	Grand Canyon	67 60
				292	N	UMKC	71 63	263	H	CSU Bakersfield	69 55
				237	A	UTRGV	64 46	344	A	Chicago St.	65 54
				215	A	Seattle U	64 61	332	H	Utah Valley	63 46
				332	A	Utah Valley	66 53	215	H	Seattle U	73 69
				237	H	UTRGV	87 67	292	A	UMKC	60 43

Non-Div I Games: N.M. Highlands 94 37 Western N.M. 85 28

New Mexico St.

Loss, Non-Conf, S Site, H Home A Away N Neutral

RPI	S	Opponent	Score
344	H	Chicago St.	100 63

N
e
w
M
e
x
i
c
o
s
t
.

N
e
w
M
e
x
i
c
o
s
t
.

New Mexico St.

Average RPI Win:	292	WON-LOST	WINNING	LAST 10	STRENGTH OF	OPP. STRENGTH	TEAM	ADJ.	CONF.	ADJ CONF.
Average RPI Loss:	159	RECORD	PCT. RANK	GAMES	SCHEDULE	OF SCHEDULE	RPI	RPI	RPI	RPI
DIV. I ONLY	11- 15	217	4- 6	250	297	236	236	27	27	
DIV. I NON-CONF.	2- 5	259	0- 0	50	149	169	169	27	27	
TOTALS	RPI 1-25	RPI 26-50	W-L RECORDS	RPI 51-100	RPI 101-150	RPI 150+				
11- 15	0- 1	0- 0	OVERALL	0- 4	0- 5	11- 5				
7- 4	0- 0	0- 0	HOME	0- 2	0- 1	7- 1				
4- 10	0- 1	0- 0	AWAY	0- 2	0- 4	4- 3				
0- 1	0- 0	0- 0	NEUTRAL	0- 0	0- 0	0- 1				
2- 5	0- 1	0- 0	NON-CONFERENCE	0- 1	0- 2	2- 1				
1- 1	0- 0	0- 0	HOME	0- 0	0- 0	1- 1				
1- 4	0- 1	0- 0	AWAY	0- 1	0- 2	1- 0				
0- 0	0- 0	0- 0	NEUTRAL	0- 0	0- 0	0- 0				
9- 10	0- 0	0- 0	CONFERENCE	0- 3	0- 3	9- 4				
6- 3	0- 0	0- 0	HOME	0- 2	0- 1	6- 0				
3- 6	0- 0	0- 0	AWAY	0- 1	0- 2	3- 3				
0- 1	0- 0	0- 0	NEUTRAL	0- 0	0- 0	0- 1				

RPI 1-25				RPI 26-50				RPI 51-100				RPI 101+ Team's RPI: 236			
RPI	S	Opponent	Score	RPI	S	Opponent	Score	RPI	S	Opponent	Score	RPI	S	Opponent	Score
13	A	Texas	48 80					60	A	Iowa St.	63 100	102	A	Southern Miss.	53 78
								82	H	Central Ark.	51 55	108	A	Abilene Christian	55 68
								89	A	SFA	61 88	132	A	Alabama	57 78
								89	H	SFA	67 71	135	A	Lamar University	42 73
												135	H	Lamar University	55 66
												169	H	Texas Southern	63 57
												246	H	South Ala.	62 65
												252	A	Jacksonville St.	81 79
												266	H	A&M-Corpus Christi	75 54
												266 N	A	A&M-Corpus Christi	77 88
												280	A	McNeese	71 59
												280	H	McNeese	92 85
												297	A	Nicholls St.	69 79
												297	H	Nicholls St.	81 77
												304	A	Northwestern St.	93 95
												329	A	Southeastern La.	70 85
												329	H	Southeastern La.	102 87
												333	A	Incarnate Word	71 67
												333	H	Incarnate Word	84 58
												337	A	Houston Baptist	73 63
												340	H	Sam Houston St.	78 49
LAST 12 Division I GAMES:															
266 N	A	A&M-Corpus Christi	77 88	329	A	Southeastern La.	70 85								
297	A	Nicholls St.	69 79	333	H	Incarnate Word	84 58								
329	H	Southeastern La.	102 87	297	H	Nicholls St.	81 77								
304	A	Northwestern St.	93 95	135	H	Lamar University	55 66								
89	H	SFA	67 71	89	A	SFA	61 88								
280	H	McNeese	92 85	280	A	McNeese	71 59								

Non-Div I Games: Blue Mountain 75 37 Crowley's Ridge 123 33 Trinity Baptist 100 35

New Orleans

Loss, Non-Conf, S Site, H Home A Away N Neutral

Niagara

Through Games Of March 12, 2017

Average RPI Win: 243	WON-LOST	WINNING	LAST 10	STRENGTH OF	OPP. STRENGTH	TEAM	ADJ.	CONF.	ADJ CONF.
Average RPI Loss: 145	RECORD	PCT. RANK	GAMES	SCHEDULE	OF SCHEDULE	RPI	RPI	RPI	RPI
DIV. I ONLY	8- 22	296	3- 7	144	195	265	265	19	19
DIV. I NON-CONF.	3- 6	230	0- 0	16	123	108	108	17	17
TOTALS	RPI 1-25	RPI 26-50	W-L RECORDS	RPI 51-100	RPI 101-150	RPI 150+			
8- 22	0- 1	0- 4	OVERALL	0- 2	0- 5	8- 10			
5- 8	0- 1	0- 1	HOME	0- 0	0- 2	5- 4			
3- 13	0- 0	0- 3	AWAY	0- 2	0- 3	3- 5			
0- 1	0- 0	0- 0	NEUTRAL	0- 0	0- 0	0- 1			
3- 6	0- 1	0- 2	NON-CONFERENCE	0- 2	0- 1	3- 0			
2- 1	0- 1	0- 0	HOME	0- 0	0- 0	2- 0			
1- 5	0- 0	0- 2	AWAY	0- 2	0- 1	1- 0			
0- 0	0- 0	0- 0	NEUTRAL	0- 0	0- 0	0- 0			
5- 16	0- 0	0- 2	CONFERENCE	0- 0	0- 4	5- 10			
3- 7	0- 0	0- 1	HOME	0- 0	0- 2	3- 4			
2- 8	0- 0	0- 1	AWAY	0- 0	0- 2	2- 5			
0- 1	0- 0	0- 0	NEUTRAL	0- 0	0- 0	0- 1			

RPI 1-25				RPI 26-50				RPI 51-100				RPI 101+				Team's RPI: 265	
RPI	S	Opponent	Score	RPI	S	Opponent	Score	RPI	S	Opponent	Score	RPI	S	Opponent	Score		
16	H	Maryland	64 96	31	A	Syracuse	60 109	78	A	Drexel	57 69	109	A	Rider	41 62		
				32	A	Quinnipiac	45 61	98	A	Buffalo	63 73	109	H	Rider	58 78		
				32	H	Quinnipiac	64 71					119	A	Fordham	69 92		
				46	A	Michigan	35 107					148	A	Iona	61 68		
												148	H	Iona	55 65		
												165	A	Fairfield	63 66		
												165	H	Fairfield	55 65		
												177	A	Siena	53 71		
												177	H	Siena	68 70		
												180	A	Cleveland St.	67 49		
												184	H	Hartford	75 62		
												218	A	Monmouth	62 68		
												218	H	Monmouth	66 45		
												231	A	Marist	68 53		
												231	H	Marist	58 60		
												247	H	St. Bonaventure	65 43		
												254	A	Canisius	41 52		
												254	H	Canisius	57 65		
												254	N	Canisius	74 80		
												279	A	Manhattan	62 59		
												279	H	Manhattan	65 42		
												327	A	Saint Peter's	66 78		
												327	H	Saint Peter's	71 63		
LAST 12 Division I GAMES:																	
				254	N	Canisius	74 80					254	A	Canisius	41 52		
				218	A	Monmouth	62 68					279	H	Manhattan	65 42		
				109	A	Rider	41 62					148	H	Iona	55 65		
				327	H	Saint Peter's	71 63					165	A	Fairfield	63 66		
				177	H	Siena	68 70					32	A	Quinnipiac	45 61		
				231	A	Marist	68 53					165	H	Fairfield	55 65		

Non-Div I Games:

Niagara

■ Loss,
 ■ Non-Conf,
 ■ S Site,
 ■ Home
 ■ A Away
 N Neutral

Average RPI Win:	284	WON-LOST	WINNING	LAST 10	STRENGTH OF	OPP. STRENGTH	TEAM	ADJ.	CONF.	ADJ CONF.
Average RPI Loss:	196	RECORD	PCT. RANK	GAMES	SCHEDULE	OF SCHEDULE	RPI	RPI	RPI	RPI
DIV. I ONLY	10- 20	262	3- 7	293	316	297	297	27	27	
DIV. I NON-CONF.	3- 8	262	0- 0	199	341	275	275	27	27	
TOTALS	RPI 1-25	RPI 26-50	W-L RECORDS	RPI 51-100	RPI 101-150	RPI 150+				
10- 20	0- 0	0- 0	OVERALL	0- 5	1- 4	9- 11				
7- 5	0- 0	0- 0	HOME	0- 2	1- 2	6- 1				
3- 13	0- 0	0- 0	AWAY	0- 0	0- 0	3- 1				
0- 2	0- 0	0- 0	NEUTRAL	0- 0	0- 0	0- 2				
3- 8	0- 0	0- 0	NON-CONFERENCE	0- 2	0- 2	3- 4				
2- 1	0- 0	0- 0	HOME	0- 0	0- 1	2- 0				
1- 6	0- 0	0- 0	AWAY	0- 2	0- 1	1- 3				
0- 1	0- 0	0- 0	NEUTRAL	0- 0	0- 0	0- 1				
7- 12	0- 0	0- 0	CONFERENCE	0- 3	1- 2	6- 7				
5- 4	0- 0	0- 0	HOME	0- 2	1- 1	4- 1				
2- 7	0- 0	0- 0	AWAY	0- 1	0- 1	2- 5				
0- 1	0- 0	0- 0	NEUTRAL	0- 0	0- 0	0- 1				

RPI S	Opponent	Score	RPI S	Opponent	Score	RPI S	Opponent	Score	RPI S	Opponent	Score	Team's RPI: 297
						66	A Gonzaga	46 78	106	H Troy	75 100	
						82	H Central Ark.	52 61	108	H Abilene Christian	73 89	
						89	A SFA	55 80	135	A Lamar University	77 81	
						89	H SFA	77 82	135	H Lamar University	78 67	
						95	A Jacksonville	71 76	139	A Louisiana Tech	52 68	
									167	A Memphis	62 73	
									201	A Grambling	71 60	
									236	A New Orleans	77 81	
									236	H New Orleans	79 69	
									252	A Jacksonville St.	52 75	
									266	A A&M-Corpus Christi	60 65	
									266	H A&M-Corpus Christi	74 54	
									268	A Prairie View	67 69	
									280	A McNeese	52 59	
									280	N McNeese	58 79	
									294	N North Florida	74 77	
									304	A Northwestern St.	58 75	
									329	A Southeastern La.	76 60	
									329	H Southeastern La.	92 57	
									331	H La.-Monroe	73 54	
									333	A Incarnate Word	63 69	
									333	H Incarnate Word	52 78	
									334	H Jackson St.	83 76	
									337	H Houston Baptist	76 57	
									340	A Sam Houston St.	66 59	
LAST 12 Division I GAMES:												
			280	N McNeese	58 79		82	H Central Ark.	52 61			
			236	H New Orleans	79 69		89	H SFA	77 82			
			135	A Lamar University	77 81		236	A New Orleans	77 81			
			329	H Southeastern La.	92 57		329	A Southeastern La.	76 60			
			333	A Incarnate Word	63 69		266	A A&M-Corpus Christi	60 65			
			280	A McNeese	52 59		337	H Houston Baptist	76 57			

Non-Div I Games:

Nicholls St.

■ Loss,
■ Non-Conf,
■ S Site,
■ Home
■ A Away
N Neutral

Average RPI Win: 312		WON-LOST	WINNING	LAST 10	STRENGTH OF	OPP. STRENGTH	TEAM	ADJ.	CONF.	ADJ CONF.
Average RPI Loss: 205		RECORD	PCT. RANK	GAMES	SCHEDULE	OF SCHEDULE	RPI	RPI	RPI	RPI
DIV. I ONLY		13- 15	199	4- 6	346	341	283	283	32	32
DIV. I NON-CONF.		3- 7	250	0- 0	302	287	260	260	31	31
TOTALS		RPI 1-25	RPI 26-50	W-L RECORDS	RPI 51-100	RPI 101-150	RPI 150+			
13- 15	0- 0		0- 0	OVERALL	0- 0	0- 2	13- 13			
5- 4	0- 0		0- 0	HOME	0- 0	0- 1	5- 3			
7- 9	0- 0		0- 0	AWAY	0- 0	0- 1	7- 8			
1- 2	0- 0		0- 0	NEUTRAL	0- 0	0- 0	1- 2			
3- 7	0- 0		0- 0	NON-CONFERENCE	0- 0	0- 2	3- 5			
0- 1	0- 0		0- 0	HOME	0- 0	0- 1	0- 0			
3- 5	0- 0		0- 0	AWAY	0- 0	0- 1	3- 4			
0- 1	0- 0		0- 0	NEUTRAL	0- 0	0- 0	0- 1			
10- 8	0- 0		0- 0	CONFERENCE	0- 0	0- 0	10- 8			
5- 3	0- 0		0- 0	HOME	0- 0	0- 0	5- 3			
4- 4	0- 0		0- 0	AWAY	0- 0	0- 0	4- 4			
1- 1	0- 0		0- 0	NEUTRAL	0- 0	0- 0	1- 1			

[illegible]

Non-Div I Games:	Lincoln (PA)	62	28	Saint Augustine's	99	59
------------------	--------------	----	----	-------------------	----	----

Norfolk St.

Loss, Non-Conf, S Site, H Home A Away N Neutral

RPI	S	Opponent	Score
348	A	South Carolina St.	68 53
348	H	South Carolina St.	83 68

N
o
r
f
o
l
k
S
t
.

N
o
r
f
o
l
k
S
t
.

Norfolk St.

North Carolina

Through Games Of March 12, 2017

Average RPI Win:	164	WON-LOST	WINNING	LAST 10	STRENGTH OF	OPP. STRENGTH	TEAM	ADJ.	CONF.	ADJ CONF.
Average RPI Loss:	55	RECORD	PCT. RANK	GAMES	SCHEDULE	OF SCHEDULE	RPI	RPI	RPI	RPI
DIV. I ONLY	15- 16	173	3- 7	42	52	118	118	3	3	
DIV. I NON-CONF.	11- 2	23	1- 0	171	228	68	68	4	4	
TOTALS	RPI 1-25	RPI 26-50	W-L RECORDS	RPI 51-100	RPI 101-150	RPI 150+				
15- 16	1- 6	1- 5	OVERALL	5- 1	0- 2	8- 2				
11- 5	1- 3	1- 0	HOME	3- 1	0- 0	6- 1				
1- 8	0- 3	0- 2	AWAY	0- 0	0- 2	1- 1				
3- 3	0- 0	0- 3	NEUTRAL	2- 0	0- 0	1- 0				
11- 2	1- 0	0- 2	NON-CONFERENCE	3- 0	0- 0	7- 0				
8- 0	1- 0	0- 0	HOME	1- 0	0- 0	6- 0				
1- 0	0- 0	0- 0	AWAY	0- 0	0- 0	1- 0				
2- 2	0- 0	0- 2	NEUTRAL	2- 0	0- 0	0- 0				
4- 14	0- 6	1- 3	CONFERENCE	2- 1	0- 2	1- 2				
3- 5	0- 3	1- 0	HOME	2- 1	0- 0	0- 1				
0- 8	0- 3	0- 2	AWAY	0- 0	0- 2	0- 1				
1- 1	0- 0	0- 1	NEUTRAL	0- 0	0- 0	1- 0				

RPI	S	Opponent	Score	RPI	S	Opponent	Score	RPI	S	Opponent	Score	RPI	S	Opponent	Score	Team's RPI: 118
2	H	Notre Dame	55 77	30	N	South Fla.	55 83	53	H	Virginia	67 58	105	A	Virginia Tech	68 76	
8	A	Duke	58 70	31	A	Syracuse	64 95	61	H	Georgia Tech	89 88	117	A	Clemson	67 78	
8	H	Duke	71 95	31	N	Syracuse	64 83	62	H	Bucknell	65 50	163	A	Pittsburgh	48 68	
11	A	Louisville	57 87	37	N	LSU	43 70	73	N	Minnesota	91 77	163	N	Pittsburgh	72 60	
12	H	Florida St.	77 90	39	A	North Carolina St.	60 80	88	H	Wake Forest	77 80	176	H	Boston College	77 88	
15	A	Miami (FL)	88 100	39	H	North Carolina St.	83 70	95	N	Jacksonville	87 57	209	H	Alabama St.	84 54	
21	H	Elon	78 73									210	A	Wisconsin	72 59	
												240	H	Charleston So.	93 77	
												250	H	Marshall	75 53	
												288	H	Coppin St.	90 55	
												348	H	South Carolina St.	82 49	
												349	H	Alabama A&M	80 35	
LAST 12 Division I GAMES:																
		31 N Syracuse	64 83			61 H Georgia Tech	89 88									
		163 N Pittsburgh	72 60			31 A Syracuse	64 95									
		73 N Minnesota	91 77			176 H Boston College	77 88									
		8 H Duke	71 95			117 A Clemson	67 78									
		39 A North Carolina St.	60 80			39 H North Carolina St.	83 70									
		11 A Louisville	57 87			15 A Miami (FL)	88 100									

Non-Div I Games:

North Carolina

■ Loss,
■ Non-Conf, S Site,
■ Home
■ Away
N Neutral

Average RPI Win:	147	WON-LOST	WINNING	LAST 10	STRENGTH OF	OPP. STRENGTH	TEAM	ADJ.	CONF.	ADJ CONF.
Average RPI Loss:	50	RECORD	PCT. RANK	GAMES	SCHEDULE	OF SCHEDULE	RPI	RPI	RPI	RPI
DIV. I ONLY	22- 8	49	6- 3	70	40	39	39	3	3	
DIV. I NON-CONF.	10- 3	54	0- 0	265	160	117	117	4	4	
TOTALS	RPI 1-25	RPI 26-50	W-L RECORDS	RPI 51-100	RPI 101-150	RPI 150+				
22- 8	4- 3	0- 2	OVERALL	4- 2	3- 1	11- 0				
14- 2	2- 1	0- 0	HOME	1- 1	3- 0	8- 0				
7- 3	2- 0	0- 1	AWAY	3- 1	0- 1	2- 0				
1- 3	0- 2	0- 1	NEUTRAL	0- 0	0- 0	1- 0				
10- 3	0- 1	0- 1	NON-CONFERENCE	1- 1	0- 0	9- 0				
8- 0	0- 0	0- 0	HOME	1- 0	0- 0	7- 0				
1- 1	0- 0	0- 0	AWAY	0- 1	0- 0	1- 0				
1- 2	0- 1	0- 1	NEUTRAL	0- 0	0- 0	1- 0				
12- 5	4- 2	0- 1	CONFERENCE	3- 1	3- 1	2- 0				
6- 2	2- 1	0- 0	HOME	0- 1	3- 0	1- 0				
6- 2	2- 0	0- 1	AWAY	3- 0	0- 1	1- 0				
0- 1	0- 1	0- 0	NEUTRAL	0- 0	0- 0	0- 0				

RPI	S	Opponent	Score	RPI	S	Opponent	Score	Team's RPI: 39	RPI	S	Opponent	Score	RPI	S	Opponent	Score
2	H	Notre Dame	70 62	31	A	Syracuse	75 85		51	H	Indiana	84 70	105	H	Virginia Tech	85 71
8	H	Duke	55 52	37	N	LSU	58 59		53	A	Virginia	59 48	117	H	Clemson	65 53
11	A	Louisville	72 70						61	A	Georgia Tech	75 67	118	A	North Carolina	70 83
11	N	Louisville	58 59						74	A	Tulane	58 63	118	H	North Carolina	80 60
12	A	Florida St.	70 61						88	A	Wake Forest	65 50	151	H	Hampton	81 56
15	H	Miami (FL)	64 67						88	H	Wake Forest	77 89	163	H	Pittsburgh	55 42
24	N	Kansas St.	50 67										176	A	Boston College	70 58
LAST 12 Division I GAMES:																
		11	N	Louisville	58	59			61	A	Georgia Tech	75	67			
		53	A	Virginia	59	48			11	A	Louisville	72	70			
		118	H	North Carolina	80	60			118	A	North Carolina	70	83			
		88	H	Wake Forest	77	89			163	H	Pittsburgh	55	42			
		176	A	Boston College	70	58			117	H	Clemson	65	53			
		105	H	Virginia Tech	85	71			8	H	Duke	55	52			

Non-Div I Games:

North Carolina St.

■ Loss,
 ■ Non-Conf, S Site,
 ■ Home
 ■ Away
 N Neutral

North Dakota

Through Games Of March 12, 2017

Average RPI Win:	229	WON-LOST	WINNING	LAST 10	STRENGTH OF	OPP. STRENGTH	TEAM	ADJ.	CONF.	ADJ CONF.
Average RPI Loss:	112	RECORD	PCT. RANK	GAMES	SCHEDULE	OF SCHEDULE	RPI	RPI	RPI	RPI
DIV. I ONLY	18- 10	105	7- 3	199	186	131	131	20	20	
DIV. I NON-CONF.	3- 6	230	0- 0	111	29	185	185	18	18	
TOTALS	RPI 1-25	RPI 26-50	W-L RECORDS	RPI 51-100	RPI 101-150	RPI 150+				
18- 10	0- 0	0- 2	OVERALL	0- 3	4- 2	14- 3				
9- 4	0- 0	0- 2	HOME	0- 2	2- 0	7- 0				
9- 5	0- 0	0- 0	AWAY	0- 1	2- 2	7- 2				
0- 1	0- 0	0- 0	NEUTRAL	0- 0	0- 0	0- 1				
3- 6	0- 0	0- 2	NON-CONFERENCE	0- 2	1- 1	2- 1				
1- 3	0- 0	0- 2	HOME	0- 1	1- 0	0- 0				
2- 3	0- 0	0- 0	AWAY	0- 1	0- 1	2- 1				
0- 0	0- 0	0- 0	NEUTRAL	0- 0	0- 0	0- 0				
15- 4	0- 0	0- 0	CONFERENCE	0- 1	3- 1	12- 2				
8- 1	0- 0	0- 0	HOME	0- 1	1- 0	7- 0				
7- 2	0- 0	0- 0	AWAY	0- 0	2- 1	5- 1				
0- 1	0- 0	0- 0	NEUTRAL	0- 0	0- 0	0- 1				

RPI S	Opponent	Score	RPI S	Opponent	Score	RPI S	Opponent	Score	RPI S	Opponent	Score	Team's RPI: 131
26	H Drake	91 99	52	A UNI	53 74	104	A Texas Tech	80 90				
38	H South Dakota St.	72 83	64	H Iowa	60 75	129	A Northern Colo.	57 51				
			65	H Montana St.	71 74	129	H Northern Colo.	75 68				
						134	A Eastern Wash.	75 71				
						140	H San Francisco	71 63				
						150	A Idaho	61 74				
						153	A Idaho St.	65 62				
						153	H Idaho St.	63 56				
						190	A Kansas	71 76				
						214	A Portland St.	67 81				
						214	H Portland St.	65 61				
						214 N	Portland St.	62 65				
						223	A San Diego	65 61				
						239	A Weber St.	70 65				
						239	H Weber St.	83 67				
						286	A Sacramento St.	92 78				
						286	H Sacramento St.	94 71				
						291	A Southern Utah	68 65				
						291	H Southern Utah	75 70				
						295	A Northern Ariz.	80 78				
						295	H Northern Ariz.	88 69				
						305	A North Dakota St.	76 55				
						323	H Montana	73 63				
LAST 12 Division I GAMES:												
214 N	Portland St.	62 65	150	A Idaho	61 74							
214	A Portland St.	67 81	134	A Eastern Wash.	75 71							
286	A Sacramento St.	92 78	129	A Northern Colo.	57 51							
129	H Northern Colo.	75 68	295	H Northern Ariz.	88 69							
239	H Weber St.	83 67	291	H Southern Utah	75 70							
153	H Idaho St.	63 56	153	A Idaho St.	65 62							

Non-Div I Games: Mayville St. 70 43 Mary 79 67

North Dakota

Loss, Non-Conf, S Site, H Home A Away N Neutral

Average RPI Win: 253	WON-LOST	WINNING	LAST 10	STRENGTH OF	OPP. STRENGTH	TEAM	ADJ.	CONF.	ADJ CONF.
Average RPI Loss: 140	RECORD	PCT. RANK	GAMES	SCHEDULE	OF SCHEDULE	RPI	RPI	RPI	RPI
DIV. I ONLY	4- 24	330	1- 9	108	198	305	305	11	11
DIV. I NON-CONF.	0- 11	335	0- 0	152	308	334	334	10	10
TOTALS	RPI 1-25	RPI 26-50	W-L RECORDS	RPI 51-100	RPI 101-150	RPI 150+			
4- 24	0- 0	0- 3	OVERALL	1- 6	0- 5	3- 10			
3- 8	0- 0	0- 1	HOME	1- 2	0- 3	2- 2			
1- 13	0- 0	0- 1	AWAY	0- 3	0- 2	1- 7			
0- 3	0- 0	0- 1	NEUTRAL	0- 1	0- 0	0- 1			
0- 11	0- 0	0- 1	NON-CONFERENCE	0- 0	0- 3	0- 7			
0- 3	0- 0	0- 0	HOME	0- 0	0- 2	0- 1			
0- 6	0- 0	0- 0	AWAY	0- 0	0- 1	0- 5			
0- 2	0- 0	0- 1	NEUTRAL	0- 0	0- 0	0- 1			
4- 13	0- 0	0- 2	CONFERENCE	1- 6	0- 2	3- 3			
3- 5	0- 0	0- 1	HOME	1- 2	0- 1	2- 1			
1- 7	0- 0	0- 1	AWAY	0- 3	0- 1	1- 2			
0- 1	0- 0	0- 0	NEUTRAL	0- 1	0- 0	0- 0			

RPI 1-25			RPI 26-50			RPI 51-100			RPI 101+			Team's RPI: 305
RPI	S	Opponent	Score	RPI	S	Opponent	Score	RPI	S	Opponent	Score	Score
				38	A	South Dakota St.	44 70	59	A	Western Ill.	81 110	110
				38	H	South Dakota St.	66 69	59	H	Western Ill.	60 87	131
				43	N	Central Mich.	55 77	63	A	IUPUI	58 71	145
								63	H	IUPUI	53 76	149
								63	N	IUPUI	56 69	149
								77	A	South Dakota	48 80	156
								77	H	South Dakota	83 73	159
												159
												162
												195
												200
												237
												273
												310
												310
												311
												316
												316
LAST 12 Division I GAMES:												
				63	N	IUPUI	56 69	59	H	Western Ill.	60 87	
				159	A	Oral Roberts	64 71	38	A	South Dakota St.	44 70	
				149	A	Omaha	64 90	159	H	Oral Roberts	50 70	
				63	H	IUPUI	53 76	77	A	South Dakota	48 80	
				310	H	Denver	67 58	63	A	IUPUI	58 71	
				316	A	Fort Wayne	68 72	149	H	Omaha	60 80	

Non-Div I Games: Mayville St. 93 44 Dickinson St. 70 63

North Dakota St.

■ Loss,
 ■ Non-Conf, S Site,
 ■ Home
 ■ Away
 N Neutral

North Florida

Through Games Of March 12, 2017

Average RPI Win:	304	WON-LOST	WINNING	LAST 10	STRENGTH OF	OPP. STRENGTH	TEAM	ADJ.	CONF.	ADJ CONF.
Average RPI Loss:	162	RECORD	PCT. RANK	GAMES	SCHEDULE	OF SCHEDULE	RPI	RPI	RPI	RPI
DIV. I ONLY	7- 20	302	2- 8	222	252	294	294	25	25	
DIV. I NON-CONF.	4- 8	230	0- 0	201	260	248	248	24	24	
TOTALS	RPI 1-25	RPI 26-50	W-L RECORDS	RPI 51-100	RPI 101-150	RPI 150+				
7- 20	0- 1	0- 2	OVERALL	0- 5	0- 2	7- 10				
4- 7	0- 0	0- 0	HOME	0- 2	0- 1	4- 4				
2- 12	0- 1	0- 2	AWAY	0- 3	0- 1	2- 5				
1- 1	0- 0	0- 0	NEUTRAL	0- 0	0- 0	1- 1				
4- 8	0- 1	0- 2	NON-CONFERENCE	0- 0	0- 0	4- 5				
2- 2	0- 0	0- 0	HOME	0- 0	0- 0	2- 2				
1- 5	0- 1	0- 2	AWAY	0- 0	0- 0	1- 2				
1- 1	0- 0	0- 0	NEUTRAL	0- 0	0- 0	1- 1				
3- 12	0- 0	0- 0	CONFERENCE	0- 5	0- 2	3- 5				
2- 5	0- 0	0- 0	HOME	0- 2	0- 1	2- 2				
1- 7	0- 0	0- 0	AWAY	0- 3	0- 1	1- 3				
0- 0	0- 0	0- 0	NEUTRAL	0- 0	0- 0	0- 0				

RPI 1-25				RPI 26-50				RPI 51-100				RPI 101+				Team's RPI: 294	
RPI	S	Opponent	Score	RPI	S	Opponent	Score	RPI	S	Opponent	Score	RPI	S	Opponent	Score		
12	A	Florida St.	39 95	30	A	South Fla.	42 78	80	A	FGCU	42 59	112	A	Stetson	44 68		
				39	A	North Carolina St.	52 78	80	A	FGCU	46 69	112	H	Stetson	44 62		
								80	H	FGCU	51 68	171	A	Bethune-Cookman	50 52		
								95	A	Jacksonville	58 68	179	H	Morehead St.	65 84		
								95	H	Jacksonville	59 69	207	A	Xavier	46 83		
												217	A	Col. of Charleston	60 47		
												238	H	Wofford	60 79		
												246	N	South Ala.	55 62		
												272	A	Kennesaw St.	48 52		
												272	H	Kennesaw St.	61 67		
												297	N	Nicholls St.	77 74		
												299	A	Lipscomb	62 66		
												299	H	Lipscomb	58 60		
												315	A	USC Upstate	78 67		
												315	H	USC Upstate	77 74		
												321	A	NJIT	62 64		
												321	H	NJIT	61 51		
												324	H	Florida A&M	71 60		
												338	H	Fla. Atlantic	95 88		
LAST 12 Division I GAMES:																	
				80	A	FGCU	42 59					80	A	FGCU	46 69		
				95	H	Jacksonville	59 69					112	H	Stetson	44 62		
				299	A	Lipscomb	62 66					80	H	FGCU	51 68		
				272	A	Kennesaw St.	48 52					112	A	Stetson	44 68		
				321	H	NJIT	61 51					272	H	Kennesaw St.	61 67		
				315	H	USC Upstate	77 74					299	H	Lipscomb	58 60		

Non-Div I Games: Warner 72 44 Webber Int'l 103 57 Edward Waters 70 50

North Florida

Loss, Non-Conf, S Site, H Home A Away N Neutral

Ketchikan				Through Games Of March 11, 1917						
Average RPI Win:	210	WON-LOST	WINNING	LAST 10	STRENGTH OF	OPP. STRENGTH	TEAM	ADJ.	CONF.	ADJ CONF.
Average RPI Loss:	125	RECORD	PCT. RANK	GAMES	SCHEDULE	OF SCHEDULE	RPI	RPI	RPI	RPI
DIV. I ONLY	12- 19	236	5- 5	104	161	186	186	14	14	
DIV. I NON-CONF.	3- 8	262	0- 0	153	190	251	251	16	16	
TOTALS	RPI 1-25	RPI 26-50	W-L RECORDS	RPI 51-100	RPI 101-150	RPI 150+				
12- 19	0- 0	0- 3	OVERALL	0- 3	4- 8	8- 5				
6- 7	0- 0	0- 1	HOME	0- 1	3- 2	3- 3				
6- 9	0- 0	0- 1	AWAY	0- 2	1- 5	5- 1				
0- 3	0- 0	0- 1	NEUTRAL	0- 0	0- 1	0- 1				
3- 8	0- 0	0- 1	NON-CONFERENCE	0- 2	2- 2	1- 3				
2- 2	0- 0	0- 0	HOME	0- 1	1- 0	1- 1				
1- 4	0- 0	0- 1	AWAY	0- 1	1- 1	0- 1				
0- 2	0- 0	0- 0	NEUTRAL	0- 0	0- 1	0- 1				
9- 11	0- 0	0- 2	CONFERENCE	0- 1	2- 6	7- 2				
4- 5	0- 0	0- 1	HOME	0- 0	2- 2	2- 2				
5- 5	0- 0	0- 0	AWAY	0- 1	0- 4	5- 0				
0- 1	0- 0	0- 1	NEUTRAL	0- 0	0- 0	0- 0				

[illegible]

Non-Div I Games:

North Texas

Loss, Non-Conf, S Site, H Home A Away N Neutral

Northeastern

Through Games Of March 12, 2017

Average RPI Win:	212	WON-LOST	WINNING	LAST 10	STRENGTH OF	OPP. STRENGTH	TEAM	ADJ.	CONF.	ADJ CONF.
Average RPI Loss:	84	RECORD	PCT. RANK	GAMES	SCHEDULE	OF SCHEDULE	RPI	RPI	RPI	RPI
DIV. I ONLY	12- 19	236	5- 5	65	93	160	160	9	9	
DIV. I NON-CONF.	4- 8	230	0- 0	60	86	172	172	8	8	
TOTALS	RPI 1-25	RPI 26-50	W-L RECORDS	RPI 51-100	RPI 101-150	RPI 150+				
12- 19	0- 3	0- 4	OVERALL	0- 5	1- 5	11- 2				
7- 6	0- 1	0- 1	HOME	0- 2	1- 2	6- 0				
5- 9	0- 1	0- 3	AWAY	0- 1	0- 3	5- 1				
0- 4	0- 1	0- 0	NEUTRAL	0- 2	0- 0	0- 1				
4- 8	0- 1	0- 2	NON-CONFERENCE	0- 2	0- 2	4- 1				
2- 2	0- 0	0- 0	HOME	0- 1	0- 1	2- 0				
2- 3	0- 0	0- 2	AWAY	0- 0	0- 1	2- 0				
0- 3	0- 1	0- 0	NEUTRAL	0- 1	0- 0	0- 1				
8- 11	0- 2	0- 2	CONFERENCE	0- 3	1- 3	7- 1				
5- 4	0- 1	0- 1	HOME	0- 1	1- 1	4- 0				
3- 6	0- 1	0- 1	AWAY	0- 1	0- 2	3- 1				
0- 1	0- 0	0- 0	NEUTRAL	0- 1	0- 0	0- 0				

RPI 1-25				RPI 26-50				RPI 51-100				RPI 101+ Team's RPI: 160			
RPI	S	Opponent	Score	RPI	S	Opponent	Score	RPI	S	Opponent	Score	RPI	S	Opponent	Score
6	N	Stanford	45 74	32	A	Quinnipiac	59 76	58	N	Purdue	54 79	114	H	St. Mary's (CA)	53 77
21	A	Elon	58 70	41	A	James Madison	54 74	76	H	New Hampshire	63 66	125	A	William & Mary	58 60
21	H	Elon	65 76	41	H	James Madison	49 67	78	A	Drexel	51 74	125	H	William & Mary	54 68
				42	A	Michigan St.	44 78	78	H	Drexel	33 63	128	A	Maine	49 68
								78	N	Drexel	50 68	138	A	Delaware	53 65
												138	H	Delaware	50 41
												173	N	Wichita St.	73 87
												177	H	Siena	61 50
												182	A	Hofstra	53 51
												182	H	Hofstra	52 46
												213	A	Towson	63 51
												213	H	Towson	72 64
												217	A	Col. of Charleston	86 75
												217	H	Col. of Charleston	61 44
												219	A	UNCW	63 68
												219	H	UNCW	55 47
												227	H	Boston U.	78 59
												254	A	Canisius	83 59
												310	A	Denver	72 69
LAST 12 Division I GAMES:															
				78	N	Drexel	50 68	217	H	Col. of Charleston	61 44				
				182	H	Hofstra	52 46	21	A	Elon	58 70				
				219	A	UNCW	63 68	41	H	James Madison	49 67				
				217	A	Col. of Charleston	86 75	125	H	William & Mary	54 68				
				213	A	Towson	63 51	78	A	Drexel	51 74				
				138	H	Delaware	50 41	21	H	Elon	65 76				

Non-Div I Games:

Northeastern

■ Loss,
■ Non-Conf,
■ S Site,
■ H Home
■ A Away
N Neutral

Northern Ariz.

Through Games Of March 12, 2017

Average RPI Win:	260	WON-LOST	WINNING	LAST 10	STRENGTH OF	OPP. STRENGTH	TEAM	ADJ.	CONF.	ADJ CONF.
Average RPI Loss:	178	RECORD	PCT. RANK	GAMES	SCHEDULE	OF SCHEDULE	RPI	RPI	RPI	RPI
DIV. I ONLY	8- 21	288	3- 7	236	276	295	295	20	20	
DIV. I NON-CONF.	3- 7	250	0- 0	235	330	286	286	18	18	
TOTALS	RPI 1-25	RPI 26-50	W-L RECORDS	RPI 51-100	RPI 101-150	RPI 150+				
8- 21	0- 0	0- 0	OVERALL	0- 2	2- 8	6- 11				
5- 8	0- 0	0- 0	HOME	0- 0	1- 4	4- 4				
3- 12	0- 0	0- 0	AWAY	0- 2	1- 4	2- 6				
0- 1	0- 0	0- 0	NEUTRAL	0- 0	0- 0	0- 1				
3- 7	0- 0	0- 0	NON-CONFERENCE	0- 1	0- 2	3- 4				
2- 2	0- 0	0- 0	HOME	0- 0	0- 1	2- 1				
1- 5	0- 0	0- 0	AWAY	0- 1	0- 1	1- 3				
0- 0	0- 0	0- 0	NEUTRAL	0- 0	0- 0	0- 0				
5- 14	0- 0	0- 0	CONFERENCE	0- 1	2- 6	3- 7				
3- 6	0- 0	0- 0	HOME	0- 0	1- 3	2- 3				
2- 7	0- 0	0- 0	AWAY	0- 1	1- 3	1- 3				
0- 1	0- 0	0- 0	NEUTRAL	0- 0	0- 0	0- 1				

RPI S	Opponent	Score	RPI S	Opponent	Score	RPI S	Opponent	Score	RPI S	Opponent	Score	Team's RPI: 295
						65	A Montana St.	69 86	129	A Northern Colo.	64 75	
						79	A Utah	65 78	129	H Northern Colo.	66 69	
									131	A North Dakota	69 88	
									131	H North Dakota	78 80	
									134	A Eastern Wash.	64 79	
									134	H Eastern Wash.	56 47	
									135	A Lamar University	60 75	
									137	H New Mexico St.	68 79	
									150	A Idaho	76 61	
									150	H Idaho	80 91	
									153	H Idaho St.	51 64	
									155	H CSUN	79 83	
									200	A UC Santa Barbara	51 60	
									214	A Portland St.	55 56	
									214	H Portland St.	73 74	
									214	N Portland St.	76 88	
									239	H Weber St.	64 75	
									245	A Grand Canyon	65 76	
									273	A Cal Poly	53 58	
									286	A Sacramento St.	76 82	
									286	H Sacramento St.	91 88	
									291	A Southern Utah	77 68	
									291	H Southern Utah	77 65	
									302	A UTEP	65 51	
									310	H Denver	82 67	
									319	H Youngstown St.	70 49	
LAST 12 Division I GAMES:												
			214	N Portland St.	76 88		323	A Montana	59 60			
			134	A Eastern Wash.	64 79		65	A Montana St.	69 86			
			150	A Idaho	76 61		239	H Weber St.	64 75			
			214	H Portland St.	73 74		153	H Idaho St.	51 64			
			286	H Sacramento St.	91 88		131	A North Dakota	69 88			
			291	H Southern Utah	77 65		129	A Northern Colo.	64 75			

Non-Div I Games: Antelope Valley 109 60

Northern Ariz.

■ Loss,
■ Non-Conf, S Site,
■ Home
■ Away
N Neutral

RPI S Opponent Score

RPI	S	Opponent	Score
323	A	Montana	59 60

N
o
r
t
h
e
r
n
A
r
i
z
.

N
o
r
t
h
e
r
n
A
r
i
z
.

Northern Ariz. .

Northern Colo.

Through Games Of March 12, 2017

Average RPI Win:	238	WON-LOST	WINNING	LAST 10	STRENGTH OF	OPP. STRENGTH	TEAM	ADJ.	CONF.	ADJ CONF.
Average RPI Loss:	123	RECORD	PCT. RANK	GAMES	SCHEDULE	OF SCHEDULE	RPI	RPI	RPI	RPI
DIV. I ONLY	21- 8	55	5- 5	291	216	129	129	20	20	
DIV. I NON-CONF.	7- 3	83	0- 0	278	154	125	125	18	18	
TOTALS	RPI 1-25	RPI 26-50	W-L RECORDS	RPI 51-100	RPI 101-150	RPI 150+				
21- 8	0- 0	0- 0	OVERALL	2- 1	1- 5	18- 2				
10- 3	0- 0	0- 0	HOME	2- 0	0- 2	8- 1				
10- 4	0- 0	0- 0	AWAY	0- 1	1- 3	9- 0				
1- 1	0- 0	0- 0	NEUTRAL	0- 0	0- 0	1- 1				
7- 3	0- 0	0- 0	NON-CONFERENCE	1- 1	0- 2	6- 0				
3- 1	0- 0	0- 0	HOME	1- 0	0- 1	2- 0				
3- 2	0- 0	0- 0	AWAY	0- 1	0- 1	3- 0				
1- 0	0- 0	0- 0	NEUTRAL	0- 0	0- 0	1- 0				
14- 5	0- 0	0- 0	CONFERENCE	1- 0	1- 3	12- 2				
7- 2	0- 0	0- 0	HOME	1- 0	0- 1	6- 1				
7- 2	0- 0	0- 0	AWAY	0- 0	1- 2	6- 0				
0- 1	0- 0	0- 0	NEUTRAL	0- 0	0- 0	0- 1				

RPI S	Opponent	Score	RPI S	Opponent	Score	RPI S	Opponent	Score	RPI S	Opponent	Score	Team's RPI: 129
						55	A Colorado St.	47 58	110	H Colorado	62 83	
						65	H Montana St.	66 58	114	A St. Mary's (CA)	65 75	
						80	H FGCU	77 74	131	A North Dakota	68 75	
									131	H North Dakota	51 57	
									134	A Eastern Wash.	61 67	
									150	A Idaho	71 67	
									153	A Idaho St.	77 62	
									153	H Idaho St.	58 68	
									153 N	Idaho St.	59 60	
									188	A UTSA	73 66	
									214	A Portland St.	57 50	
									214	H Portland St.	91 62	
									223	H San Diego	54 51	
									239	A Weber St.	88 79	
									239	H Weber St.	86 62	
									243	A Pacific	60 56	
									284 N	Eastern Mich.	58 57	
									286	A Sacramento St.	102 74	
									286	H Sacramento St.	95 88	
									291	A Southern Utah	83 53	
									291	H Southern Utah	74 55	
									295	A Northern Ariz.	69 66	
									295	H Northern Ariz.	75 64	
									310	H Denver	68 48	
									322	A Air Force	71 44	
									323	H Montana	65 46	
LAST 12 Division I GAMES:												
			153 N	Idaho St.	59 60	134	A Eastern Wash.	61 67				
			286	A Sacramento St.	102 74	150	A Idaho	71 67				
			214	A Portland St.	57 50	131	H North Dakota	51 57				
			131	A North Dakota	68 75	291	H Southern Utah	74 55				
			153	H Idaho St.	58 68	295	H Northern Ariz.	75 64				
			239	H Weber St.	86 62	239	A Weber St.	88 79				

Non-Div I Games: Colo. Christian 90 47

Northern Colo.

Loss, Non-Conf, S Site, H Home A Away N Neutral

Northern Ill.

Through Games Of March 12, 2017

Average RPI Win:	195	WON-LOST	WINNING	LAST 10	STRENGTH OF	OPP. STRENGTH	TEAM	ADJ.	CONF.	ADJ CONF.
Average RPI Loss:	83	RECORD	PCT. RANK	GAMES	SCHEDULE	OF SCHEDULE	RPI	RPI	RPI	RPI
DIV. I ONLY	21- 11	90	5- 5	94	133	75	75	10	10	
DIV. I NON-CONF.	7- 4	114	0- 0	233	216	120	120	11	11	
TOTALS	RPI 1-25	RPI 26-50	W-L RECORDS	RPI 51-100	RPI 101-150	RPI 150+				
21- 11	0- 0	1- 5	OVERALL	5- 3	2- 1	13- 2				
9- 4	0- 0	0- 2	HOME	2- 0	1- 1	6- 1				
10- 5	0- 0	1- 1	AWAY	2- 1	1- 0	6- 1				
2- 2	0- 0	0- 1	NEUTRAL	1- 1	0- 0	1- 0				
7- 4	0- 0	0- 1	NON-CONFERENCE	0- 3	1- 0	6- 0				
4- 0	0- 0	0- 0	HOME	0- 0	1- 0	3- 0				
3- 3	0- 0	0- 1	AWAY	0- 2	0- 0	3- 0				
0- 1	0- 0	0- 0	NEUTRAL	0- 1	0- 0	0- 0				
14- 7	0- 0	1- 4	CONFERENCE	5- 0	1- 1	7- 2				
5- 4	0- 0	0- 2	HOME	2- 0	0- 1	3- 1				
7- 2	0- 0	1- 1	AWAY	2- 0	1- 0	3- 1				
2- 1	0- 0	0- 1	NEUTRAL	1- 0	0- 0	1- 0				

RPI 1-25				RPI 26-50				RPI 51-100				Team's RPI: 75		RPI 101+			
RPI	S	Opponent	Score	RPI	S	Opponent	Score	RPI	S	Opponent	Score			RPI	S	Opponent	Score
				26	A	Drake	86 95	59	A	Western Ill.	79 83			123	A	Ball St.	101 96
				43	A	Central Mich.	86 109	60	A	Iowa St.	89 97			123	H	Ball St.	84 92
				43	H	Central Mich.	94 109	72	H	Ohio	88 80			145	H	Milwaukee	114 104
				44	A	Toledo	77 73	72	N	Ohio	72 71			162	A	Western Mich.	77 90
				44	H	Toledo	75 79	77	N	South Dakota	83 97			162	H	Western Mich.	67 62
				44	N	Toledo	71 82	96	A	Kent St.	98 97			162	N	Western Mich.	83 55
								96	H	Kent St.	93 72			206	H	SIUE	97 78
								98	A	Buffalo	89 80			232	A	Bradley	81 51
														235	H	Akron	55 84
														249	A	Miami (OH)	63 61
														249	H	Miami (OH)	89 76
														256	A	Bowling Green	89 76
														284	A	Eastern Mich.	81 71
														284	H	Eastern Mich.	85 73
														292	A	UMKC	86 75
														303	H	Illinois St.	108 66
														326	A	Loyola Chicago	90 70
														344	H	Chicago St.	94 85
LAST 12 Division I GAMES:																	
				44	N	Toledo	71 82	43	A	Central Mich.	86 109						
				162	N	Western Mich.	83 55	123	H	Ball St.	84 92						
				72	N	Ohio	72 71	249	A	Miami (OH)	63 61						
				162	A	Western Mich.	77 90	98	A	Buffalo	89 80						
				44	H	Toledo	75 79	43	H	Central Mich.	94 109						
				284	A	Eastern Mich.	81 71	162	H	Western Mich.	67 62						

Non-Div I Games:

Northern Ill.

■ Loss,
 ■ Non-Conf,
 ■ S Site,
 ■ Home
 ■ A Away
 N Neutral

Average RPI Win:	252	WON-LOST	WINNING	LAST 10	STRENGTH OF	OPP. STRENGTH	TEAM	ADJ.	CONF.	ADJ CONF.
Average RPI Loss:	176	RECORD	PCT. RANK	GAMES	SCHEDULE	OF SCHEDULE	RPI	RPI	RPI	RPI
DIV. I ONLY	8- 22	296	2- 8	217	261	296	296	18	18	
DIV. I NON-CONF.	3- 8	262	0- 0	169	316	278	278	21	21	
TOTALS	RPI 1-25	RPI 26-50	W-L RECORDS	RPI 51-100	RPI 101-150	RPI 150+				
8- 22	0- 0	0- 2	OVERALL	0- 2	2- 6	6- 12				
4- 9	0- 0	0- 1	HOME	0- 0	1- 3	3- 5				
2- 11	0- 0	0- 1	AWAY	0- 1	0- 2	2- 5				
2- 2	0- 0	0- 0	NEUTRAL	0- 0	1- 0	1- 2				
3- 8	0- 0	0- 0	NON-CONFERENCE	0- 2	1- 1	2- 5				
1- 3	0- 0	0- 0	HOME	0- 0	0- 1	1- 2				
0- 4	0- 0	0- 0	AWAY	0- 2	0- 0	0- 2				
2- 1	0- 0	0- 0	NEUTRAL	0- 0	1- 0	1- 1				
5- 14	0- 0	0- 2	CONFERENCE	0- 0	1- 5	4- 7				
3- 6	0- 0	0- 1	HOME	0- 0	1- 2	2- 3				
2- 7	0- 0	0- 1	AWAY	0- 0	0- 3	2- 3				
0- 1	0- 0	0- 0	NEUTRAL	0- 0	0- 0	0- 1				

RPI S	Opponent	Score	RPI S	Opponent	Score	RPI S	Opponent	Score	RPI S	Opponent	Score	Team's RPI: 296
28	A Green Bay	39 70	28	H Green Bay	37 74	51	A Indiana	49 100	102	N Southern Miss.	58 53	
						72	A Ohio	41 58	112	H Stetson	45 54	
									142	A Detroit Mercy	49 57	
									142	H Detroit Mercy	53 55	
									143	A Wright St.	47 67	
									143	H Wright St.	63 70	
									145	A Milwaukee	44 72	
									145	H Milwaukee	72 51	
									156	A Oakland	66 86	
									156	H Oakland	47 61	
									180	A Cleveland St.	58 77	
									180	H Cleveland St.	54 58	
									205	H ETSU	62 56	
									214	N Portland St.	54 77	
									249	H Miami (OH)	50 60	
									251	A Indiana St.	38 58	
									264	H Murray St.	69 72	
									282	A Tennessee Tech	40 55	
									290	A Valparaiso	70 55	
									290	H Valparaiso	32 41	
									317	N Arkansas St.	83 78	
									319	A Youngstown St.	73 77	
									319	H Youngstown St.	87 81	
									320	A Ill.-Chicago	58 37	
									320	H Ill.-Chicago	66 49	
									320	N Ill.-Chicago	60 72	

LAST 12 Division I GAMES:

320 N Ill.-Chicago	60 72	290 H Valparaiso	32 41
28 H Green Bay	37 74	320 H Ill.-Chicago	66 49
145 H Milwaukee	72 51	143 A Wright St.	47 67
156 A Oakland	66 86	142 H Detroit Mercy	53 55
180 A Cleveland St.	58 77	156 H Oakland	47 61
319 A Youngstown St.	73 77	320 A Ill.-Chicago	58 37

Non-Div I Games: Ind.-East

66 46

Northern Ky.

■ Loss,
 ■ Non-Conf,
 ■ S Site,
 ■ Home
 ■ A Away
 N Neutral

Northwestern

Through Games Of March 12, 2017

Average RPI Win:	165	WON-LOST	WINNING	LAST 10	STRENGTH OF	OPP. STRENGTH	TEAM	ADJ.	CONF.	ADJ CONF.
Average RPI Loss:	48	RECORD	PCT. RANK	GAMES	SCHEDULE	OF SCHEDULE	RPI	RPI	RPI	RPI
DIV. I ONLY	20- 11	97	4- 6	83	70	69	69	6	6	
DIV. I NON-CONF.	11- 2	23	0- 0	167	170	45	45	6	6	
TOTALS	RPI 1-25	RPI 26-50	W-L RECORDS	RPI 51-100	RPI 101-150	RPI 150+				
20- 11	0- 2	1- 3	OVERALL	5- 6	1- 0	13- 0				
15- 2	0- 0	1- 1	HOME	4- 1	0- 0	10- 0				
4- 8	0- 2	0- 1	AWAY	0- 5	1- 0	3- 0				
1- 1	0- 0	0- 1	NEUTRAL	1- 0	0- 0	0- 0				
11- 2	0- 1	0- 0	NON-CONFERENCE	2- 1	1- 0	8- 0				
9- 0	0- 0	0- 0	HOME	2- 0	0- 0	7- 0				
2- 2	0- 1	0- 0	AWAY	0- 1	1- 0	1- 0				
0- 0	0- 0	0- 0	NEUTRAL	0- 0	0- 0	0- 0				
9- 9	0- 1	1- 3	CONFERENCE	3- 5	0- 0	5- 0				
6- 2	0- 0	1- 1	HOME	2- 1	0- 0	3- 0				
2- 6	0- 1	0- 1	AWAY	0- 4	0- 0	2- 0				
1- 1	0- 0	0- 1	NEUTRAL	1- 0	0- 0	0- 0				

RPI 1-25				RPI 26-50				RPI 51-100 Team's RPI: 69				RPI 101+			
RPI	S	Opponent	Score	RPI	S	Opponent	Score	RPI	S	Opponent	Score	RPI	S	Opponent	Score
16	A	Maryland	65 96	27	H	Ohio St.	87 94	51	A	Indiana	38 66	145	A	Milwaukee	65 63
17	A	DePaul	66 89	27	N	Ohio St.	68 99	51	H	Indiana	80 67	151	H	Hampton	67 48
				42	H	Michigan St.	76 65	53	H	Virginia	69 60	158	A	Santa Clara	87 75
				46	A	Michigan	54 80	58	A	Purdue	59 61	159	H	Oral Roberts	64 55
								58	H	Purdue	76 60	166	H	Missouri St.	75 52
								64	A	Iowa	59 78	196	A	Nebraska	62 58
								64	N	Iowa	78 73	208	H	Illinois	66 53
								66	A	Gonzaga	56 67	210	H	Wisconsin	63 43
								73	A	Minnesota	61 71	221	H	UT Martin	82 59
								84	H	Florida	73 68	224	A	Rutgers	55 37
								87	H	Penn St.	58 74	224	H	Rutgers	60 38
												225	H	Evansville	88 66
												320	H	Ill.-Chicago	88 44
												344	H	Chicago St.	75 42
LAST 12 Division I GAMES:															
				27	N	Ohio St.	68 99	64	A	Iowa	59 78				
				64	N	Iowa	78 73	51	A	Indiana	38 66				
				73	A	Minnesota	61 71	87	H	Penn St.	58 74				
				58	A	Purdue	59 61	210	H	Wisconsin	63 43				
				224	H	Rutgers	60 38	224	A	Rutgers	55 37				
				208	H	Illinois	66 53	46	A	Michigan	54 80				

Non-Div I Games:

Northwestern

■ Loss,
 ■ Non-Conf, S Site,
 ■ Home
 ■ Away
 N Neutral

Average RPI Win:	292	WON-LOST	WINNING	LAST 10	STRENGTH OF	OPP. STRENGTH	TEAM	ADJ.	CONF.	ADJ CONF.
Average RPI Loss:	179	RECORD	PCT. RANK	GAMES	SCHEDULE	OF SCHEDULE	RPI	RPI	RPI	RPI
DIV. I ONLY	9- 17	258	4- 6	301	283	304	304	27	27	
DIV. I NON-CONF.	2- 5	259	0- 0	239	150	297	297	27	27	
TOTALS	RPI 1-25	RPI 26-50	W-L RECORDS	RPI 51-100	RPI 101-150	RPI 150+				
9- 17	0- 2	0- 0	OVERALL	1- 3	0- 3	8- 9				
8- 4	0- 0	0- 0	HOME	1- 1	0- 1	7- 2				
1- 12	0- 2	0- 0	AWAY	0- 2	0- 2	1- 6				
0- 1	0- 0	0- 0	NEUTRAL	0- 0	0- 0	0- 1				
2- 5	0- 2	0- 0	NON-CONFERENCE	0- 0	0- 0	2- 3				
2- 1	0- 0	0- 0	HOME	0- 0	0- 0	2- 1				
0- 4	0- 2	0- 0	AWAY	0- 0	0- 0	0- 2				
0- 0	0- 0	0- 0	NEUTRAL	0- 0	0- 0	0- 0				
7- 12	0- 0	0- 0	CONFERENCE	1- 3	0- 3	6- 6				
6- 3	0- 0	0- 0	HOME	1- 1	0- 1	5- 1				
1- 8	0- 0	0- 0	AWAY	0- 2	0- 2	1- 4				
0- 1	0- 0	0- 0	NEUTRAL	0- 0	0- 0	0- 1				

RPI 1-25				RPI 26-50				RPI 51-100				RPI 101+ Team's RPI: 304			
RPI	S	Opponent	Score	RPI	S	Opponent	Score	RPI	S	Opponent	Score	RPI	S	Opponent	Score
5	A	Mississippi St.	30 106					82	A	Central Ark.	43 76	108	A	Abilene Christian	57 79
13	A	Texas	39 86					82	H	Central Ark.	51 62	108	H	Abilene Christian	74 75
								89	A	SFA	67 80	135	A	Lamar University	60 73
								89	H	SFA	76 72	167	A	Memphis	38 54
												174	A	Arkansas	36 65
												236	H	New Orleans	95 93
												266	A	A&M-Corpus Christi	51 60
												266 N	A	A&M-Corpus Christi	46 57
												280	A	McNeese	52 68
												280	H	McNeese	63 68
												297	H	Nicholls St.	75 58
												313	H	Mississippi Val.	64 68
												329	A	Southeastern La.	58 69
												329	H	Southeastern La.	89 71
												331	H	La.-Monroe	67 65
												333	A	Incarnate Word	76 74
												334	H	Jackson St.	83 65
												337	H	Houston Baptist	75 54
												340	A	Sam Houston St.	73 92
												340	H	Sam Houston St.	78 51
LAST 12 Division I GAMES:															
266 N	A	A&M-Corpus Christi	46 57	329	H	Southeastern La.	89 71								
82	H	Central Ark.	51 62	108	A	Abilene Christian	57 79								
89	A	SFA	67 80	337	H	Houston Baptist	75 54								
236	H	New Orleans	95 93	89	H	SFA	76 72								
340	A	Sam Houston St.	73 92	135	A	Lamar University	60 73								
108	H	Abilene Christian	74 75	329	A	Southeastern La.	58 69								

Non-Div I Games: LeTourneau 80 68 Louisiana Col. 113 65 LSU-Alexandria 97 76 Central Baptist 93 42 Northwestern St.

Notre Dame

Through Games Of March 12, 2017

Average RPI Win:	77	WON-LOST	WINNING	LAST 10	STRENGTH OF	OPP. STRENGTH	TEAM	ADJ.	CONF.	ADJ CONF.
Average RPI Loss:	20	RECORD	PCT. RANK	GAMES	SCHEDULE	OF SCHEDULE	RPI	RPI	RPI	RPI
DIV. I ONLY	30- 3	3	10- 0	1	2	2	2	3	3	
DIV. I NON-CONF.	12- 2	21	0- 0	2	3	2	2	4	4	
TOTALS	RPI 1-25	RPI 26-50	W-L RECORDS	RPI 51-100	RPI 101-150	RPI 150+				
30- 3	8- 2	5- 1	OVERALL	7- 0	5- 0	5- 0				
14- 1	4- 1	2- 0	HOME	3- 0	1- 0	4- 0				
12- 2	2- 1	3- 1	AWAY	3- 0	3- 0	1- 0				
4- 0	2- 0	0- 0	NEUTRAL	1- 0	1- 0	0- 0				
12- 2	2- 2	4- 0	NON-CONFERENCE	2- 0	2- 0	2- 0				
6- 1	1- 1	2- 0	HOME	0- 0	1- 0	2- 0				
5- 1	1- 1	2- 0	AWAY	2- 0	0- 0	0- 0				
1- 0	0- 0	0- 0	NEUTRAL	0- 0	1- 0	0- 0				
18- 1	6- 0	1- 1	CONFERENCE	5- 0	3- 0	3- 0				
8- 0	3- 0	0- 0	HOME	3- 0	0- 0	2- 0				
7- 1	1- 0	1- 1	AWAY	1- 0	3- 0	1- 0				
3- 0	2- 0	0- 0	NEUTRAL	1- 0	0- 0	0- 0				

RPI S	Opponent	Score	RPI S	Opponent	Score	RPI S	Opponent	Score	RPI S	Opponent	Score
1	H UConn	61 72	28	H Green Bay	71 67	53	H Virginia	82 74	105	A Virginia Tech	76 59
8	H Duke	62 58	31	A Syracuse	85 80	53	N Virginia	76 59	117	A Clemson	84 80
8	N Duke	84 61	39	A North Carolina St.	62 70	61	A Georgia Tech	55 38	118	A North Carolina	77 55
10	H Washington	71 60	42	A Michigan St.	79 61	61	H Georgia Tech	90 69	119	H Fordham	67 36
11	H Louisville	85 66	43	H Central Mich.	107 47	64	A Iowa	73 58	141	N Louisiana	91 51
11	N Louisville	84 73	44	A Toledo	85 68	68	A Chattanooga	79 58	163	H Pittsburgh	86 54
12	H Florida St.	79 61				88	H Wake Forest	92 72	164	H TCU	92 59
15	A Miami (FL)	67 55							176	A Boston College	80 69
17	A DePaul	75 61							176	H Boston College	82 45
19	A Tennessee	69 71							290	H Valparaiso	114 54
LAST 12 Division I GAMES:											
8	N Duke	84 61	117	A Clemson	84 80						
11	N Louisville	84 73	61	H Georgia Tech	90 69						
53	N Virginia	76 59	11	H Louisville	85 66						
12	H Florida St.	79 61	105	A Virginia Tech	76 59						
176	H Boston College	82 45	53	H Virginia	82 74						
31	A Syracuse	85 80	8	H Duke	62 58						

Non-Div I Games:

Notre Dame

Loss, Non-Conf, S Site, H Home A Away N Neutral

Average RPI Win:	262	WON-LOST	WINNING	LAST 10	STRENGTH OF	OPP. STRENGTH	TEAM	ADJ.	CONF.	ADJ CONF.
Average RPI Loss:	102	RECORD	PCT. RANK	GAMES	SCHEDULE	OF SCHEDULE	RPI	RPI	RPI	RPI
DIV. I ONLY	16- 12	122	7- 3	228	210	156	156	18	18	
DIV. I NON-CONF.	4- 5	198	0- 0	262	109	194	194	21	21	
TOTALS	RPI 1-25	RPI 26-50	W-L RECORDS	RPI 51-100	RPI 101-150	RPI 150+				
16- 12	0- 0	1- 4	OVERALL	0- 1	2- 6	13- 1				
8- 4	0- 0	1- 0	HOME	0- 0	1- 3	6- 1				
8- 7	0- 0	0- 4	AWAY	0- 1	1- 2	7- 0				
0- 1	0- 0	0- 0	NEUTRAL	0- 0	0- 1	0- 0				
4- 5	0- 0	0- 3	NON-CONFERENCE	0- 1	0- 1	4- 0				
2- 1	0- 0	0- 0	HOME	0- 0	0- 1	2- 0				
2- 4	0- 0	0- 3	AWAY	0- 1	0- 0	2- 0				
0- 0	0- 0	0- 0	NEUTRAL	0- 0	0- 0	0- 0				
12- 7	0- 0	1- 1	CONFERENCE	0- 0	2- 5	9- 1				
6- 3	0- 0	1- 0	HOME	0- 0	1- 2	4- 1				
6- 3	0- 0	0- 1	AWAY	0- 0	1- 2	5- 0				
0- 1	0- 0	0- 0	NEUTRAL	0- 0	0- 1	0- 0				

RPI S	Opponent	Score	RPI S	Opponent	Score	RPI S	Opponent	Score	RPI S	Opponent	Score	Team's RPI: 156
28	A Green Bay	47 89	28	H Green Bay	74 71	51	A Indiana	59 84	123	H Ball St.	59 66	
42	A Michigan St.	74 81	43	A Central Mich.	67 70				142	A Detroit Mercy	61 71	
46	A Michigan	63 101							142	H Detroit Mercy	71 80	
LAST 12 Division I GAMES:												
145	N Milwaukee	60 82	142	A Detroit Mercy	61 71				143	A Wright St.	66 84	
180	A Cleveland St.	93 79	145	H Milwaukee	77 63				143	H Wright St.	61 73	
319	A Youngstown St.	80 58	28	H Green Bay	74 71				145	A Milwaukee	75 73	
296	H Northern Ky.	86 66	143	A Wright St.	66 84				145	H Milwaukee	77 63	
320	A Ill.-Chicago	78 50	296	A Northern Ky.	61 47				145	N Milwaukee	60 82	
290	A Valparaiso	98 60	319	H Youngstown St.	80 54				180	A Cleveland St.	93 79	
									180	H Cleveland St.	62 74	
									274	H Vermont	79 55	
									290	A Valparaiso	98 60	
									290	H Valparaiso	104 63	
									296	A Northern Ky.	61 47	
									296	H Northern Ky.	86 66	
									305	H North Dakota St.	95 66	
									316	A Fort Wayne	82 61	
									319	A Youngstown St.	80 58	
									319	H Youngstown St.	80 54	
									320	A Ill.-Chicago	78 50	
									320	H Ill.-Chicago	81 58	
									344	A Chicago St.	80 60	

Non-Div I Games: Concordia (MI) 99 32 Marygrove 126 31

Oakland

Average RPI Win:	192	WON-LOST	WINNING	LAST 10	STRENGTH OF	OPP. STRENGTH	TEAM	ADJ.	CONF.	ADJ CONF.
Average RPI Loss:	95	RECORD	PCT. RANK	GAMES	SCHEDULE	OF SCHEDULE	RPI	RPI	RPI	RPI
DIV. I ONLY	22- 9	61	6- 4	140	117	72	72	10	10	
DIV. I NON-CONF.	9- 2	37	0- 0	170	220	50	50	11	11	
TOTALS	RPI 1-25	RPI 26-50	W-L RECORDS	RPI 51-100	RPI 101-150	RPI 150+				
22- 9	0- 0	2- 3	OVERALL	3- 5	2- 0	15- 1				
14- 2	0- 0	1- 1	HOME	1- 1	1- 0	11- 0				
8- 6	0- 0	1- 2	AWAY	2- 3	1- 0	4- 1				
0- 1	0- 0	0- 0	NEUTRAL	0- 1	0- 0	0- 0				
9- 2	0- 0	0- 1	NON-CONFERENCE	2- 0	1- 0	6- 1				
6- 0	0- 0	0- 0	HOME	0- 0	1- 0	5- 0				
3- 2	0- 0	0- 1	AWAY	2- 0	0- 0	1- 1				
0- 0	0- 0	0- 0	NEUTRAL	0- 0	0- 0	0- 0				
13- 7	0- 0	2- 2	CONFERENCE	1- 5	1- 0	9- 0				
8- 2	0- 0	1- 1	HOME	1- 1	0- 0	6- 0				
5- 4	0- 0	1- 1	AWAY	0- 3	1- 0	3- 0				
0- 1	0- 0	0- 0	NEUTRAL	0- 1	0- 0	0- 0				

RPI S	Opponent	Score	RPI S	Opponent	Score	RPI S	Opponent	Score	RPI S	Opponent	Score
43	A Central Mich.	59 64	43	H Central Mich.	64 70	63	A IUPUI	71 65	123	A Ball St.	72 68
44	A Toledo	64 55	44	H Toledo	61 55	75	A Northern Ill.	80 88	124	H Duquesne	64 46
46	A Michigan	46 69	46	A Michigan	46 69	75	N Northern Ill.	71 72	162	H Western Mich.	80 67
						85	A Middle Tenn.	73 52	208	H Illinois	80 68
						96	A Kent St.	77 83	211	H Binghamton	63 55
						96	H Kent St.	65 68	221	H UT Martin	72 55
						98	A Buffalo	54 65	233	A High Point	76 48
						98	H Buffalo	83 55	235	A Akron	85 69
									235	H Akron	62 48
									249	A Miami (OH)	79 62
									249	H Miami (OH)	77 63
									256	A Bowling Green	69 58
									256	H Bowling Green	79 68
									264	H Murray St.	79 70
									281	A N.C. A&T	57 63
									284	H Eastern Mich.	63 49
									284	H Eastern Mich.	68 51
									296	H Northern Ky.	58 41
LAST 12 Division I GAMES:											
75	N Northern Ill.	71 72	96	A Kent St.	77 83						
284	H Eastern Mich.	63 49	43	H Central Mich.	64 70						
235	H Akron	62 48	123	A Ball St.	72 68						
256	H Bowling Green	79 68	44	H Toledo	61 55						
249	H Miami (OH)	77 63	43	A Central Mich.	59 64						
98	A Buffalo	54 65	249	A Miami (OH)	79 62						

Non-Div I Games:

Ohio

Average RPI Win: 147		WON-LOST	WINNING	LAST 10	STRENGTH OF	OPP. STRENGTH	TEAM	ADJ.	CONF.	ADJ CONF.
Average RPI Loss: 21		RECORD	PCT. RANK	GAMES	SCHEDULE	OF SCHEDULE	RPI	RPI	RPI	RPI
DIV. I ONLY		26- 6	19	9- 1	64	53	27	27	6	6
DIV. I NON-CONF.		10- 4	80	0- 0	51	54	65	65	6	6
<hr/>										
TOTALS	RPI 1-25		RPI 26-50		W-L RECORDS		RPI 51-100		RPI 101-150	RPI 150+
26- 6	1- 4		2- 1		OVERALL		9- 1		1- 0	13- 0
16- 2	1- 2		1- 0		HOME		3- 0		1- 0	10- 0
7- 2	0- 1		0- 1		AWAY		4- 0		0- 0	3- 0
3- 2	0- 1		1- 0		NEUTRAL		2- 1		0- 0	0- 0
10- 4	0- 4		1- 0		NON-CONFERENCE		1- 0		1- 0	7- 0
8- 2	0- 2		0- 0		HOME		0- 0		1- 0	7- 0
0- 1	0- 1		0- 0		AWAY		0- 0		0- 0	0- 0
2- 1	0- 1		1- 0		NEUTRAL		1- 0		0- 0	0- 0
16- 2	1- 0		1- 1		CONFERENCE		8- 1		0- 0	6- 0
8- 0	1- 0		1- 0		HOME		3- 0		0- 0	3- 0
7- 1	0- 0		0- 1		AWAY		4- 0		0- 0	3- 0
1- 1	0- 0		0- 0		NEUTRAL		1- 1		0- 0	0- 0

RPI S	Opponent	Score	RPI S	Opponent	Score	Team's RPI: 27	RPI S	Opponent	Score	RPI S	Opponent	Score
1	A UConn	63 82	31	N Syracuse	77 72		51	A Indiana	92 82	124	H Duquesne	89 69
3	H South Carolina	80 92	42	A Michigan St.	75 94		58	A Purdue	61 56	180	H Cleveland St.	96 78
7	N Baylor	68 85	46	H Michigan	96 87		58	N Purdue	60 71	183	H Cincinnati	80 38
15	H Miami (FL)	89 94					64	H Iowa	88 81	196	A Nebraska	87 69
16	H Maryland	98 87					69	A Northwestern	94 87	196	H Nebraska	95 75
							69	N Northwestern	99 68	208	H Illinois	88 64
							73	A Minnesota	88 76	209	H Alabama St.	118 61
							73	H Minnesota	87 62	210	A Wisconsin	96 68
							80	N FGCU	79 66	210	H Wisconsin	70 61
							87	H Penn St.	87 72	224	A Rutgers	73 45
										230	H Southern U.	108 73
										254	H Canisius	89 56
										336	H LIU Brooklyn	113 54
										345	H Winthrop	88 48
LAST 12 Division I GAMES:												
			58	N Purdue	60 71		210	A Wisconsin	96 68			
			69	N Northwestern	99 68		87	H Penn St.	87 72			
			224	A Rutgers	73 45		196	H Nebraska	95 75			
			16	H Maryland	98 87		73	A Minnesota	88 76			
			196	A Nebraska	87 69		208	H Illinois	88 64			
			64	H Iowa	88 81		210	H Wisconsin	70 61			

Non-Div I Games:

Ohio St.

Average RPI Win:	113	WON-LOST	WINNING	LAST 10	STRENGTH OF	OPP. STRENGTH	TEAM	ADJ.	CONF.	ADJ CONF.
Average RPI Loss:	40	RECORD	PCT. RANK	GAMES	SCHEDULE	OF SCHEDULE	RPI	RPI	RPI	RPI
DIV. I ONLY	22- 9	61	6- 4	25	28	20	20	4	4	
DIV. I NON-CONF.	9- 3	63	0- 0	46	83	44	44	3	3	
TOTALS	RPI 1-25	RPI 26-50	W-L RECORDS	RPI 51-100	RPI 101-150	RPI 150+				
22- 9	2- 5	3- 2	OVERALL	6- 1	3- 0	8- 1				
14- 2	2- 1	3- 0	HOME	3- 0	2- 0	4- 1				
6- 5	0- 4	0- 1	AWAY	3- 0	1- 0	2- 0				
2- 2	0- 0	0- 1	NEUTRAL	0- 1	0- 0	2- 0				
9- 3	0- 1	2- 0	NON-CONFERENCE	2- 1	1- 0	4- 1				
6- 1	0- 0	2- 0	HOME	1- 0	1- 0	2- 1				
1- 1	0- 1	0- 0	AWAY	1- 0	0- 0	0- 0				
2- 1	0- 0	0- 0	NEUTRAL	0- 1	0- 0	2- 0				
13- 6	2- 4	1- 2	CONFERENCE	4- 0	2- 0	4- 0				
8- 1	2- 1	1- 0	HOME	2- 0	1- 0	2- 0				
5- 4	0- 3	0- 1	AWAY	2- 0	1- 0	2- 0				
0- 1	0- 0	0- 1	NEUTRAL	0- 0	0- 0	0- 0				

RPI	S	Opponent	Score	RPI	S	Opponent	Score	RPI	S	Opponent	Score	RPI	S	Opponent	Score
7	A	Baylor	58 92	38	H	South Dakota St.	74 60	55	H	Colorado St.	70 55	104	A	Texas Tech	64 56
7	H	Baylor	64 103	40	A	West Virginia	73 83	56	N	California	74 82	104	H	Texas Tech	66 45
13	A	Texas	68 86	40	H	West Virginia	90 87	60	A	Iowa St.	67 57	144	H	Tulsa	85 68
13	H	Texas	74 73	40	N	West Virginia	58 82	60	H	Iowa St.	78 63	159	H	Oral Roberts	67 74
14	A	Kentucky	68 82	48	H	Little Rock	68 58	81	A	Oklahoma St.	66 60	164	A	TCU	73 64
24	A	Kansas St.	71 79					81	H	Oklahoma St.	68 62	164	H	TCU	87 72
24	H	Kansas St.	85 80					90	A	BYU	68 61	178	H	Southern Ill.	80 48
												190	A	Kansas	84 54
												190	H	Kansas	89 52
												207	N	Xavier	81 69
												214	N	Portland St.	74 60
												237	H	UTRGV	92 59
LAST 12 Division I GAMES:															
40	N	West Virginia	58 82	40	H	West Virginia	90 87								
7	H	Baylor	64 103	81	A	Oklahoma St.	66 60								
164	A	TCU	73 64	190	H	Kansas	89 52								
24	A	Kansas St.	71 79	7	A	Baylor	58 92								
13	H	Texas	74 73	60	H	Iowa St.	78 63								
104	A	Texas Tech	64 56	81	H	Oklahoma St.	68 62								

Non-Div I Games:

Oklahoma

Average RPI Win:	152	WON-LOST	WINNING	LAST 10	STRENGTH OF	OPP. STRENGTH	TEAM	ADJ.	CONF.	ADJ CONF.
Average RPI Loss:	39	RECORD	PCT. RANK	GAMES	SCHEDULE	OF SCHEDULE	RPI	RPI	RPI	RPI
DIV. I ONLY	17- 14	141	4- 6	50	19	81	81	4	4	
DIV. I NON-CONF.	10- 1	15	0- 0	93	118	20	20	3	3	
TOTALS	RPI 1-25	RPI 26-50	W-L RECORDS	RPI 51-100	RPI 101-150	RPI 150+				
17- 14	0- 10	1- 1	OVERALL	3- 1	3- 1	10- 1				
12- 4	0- 4	1- 0	HOME	3- 0	1- 0	7- 0				
2- 8	0- 4	0- 1	AWAY	0- 1	1- 1	1- 1				
3- 2	0- 2	0- 0	NEUTRAL	0- 0	1- 0	2- 0				
10- 1	0- 1	0- 0	NON-CONFERENCE	2- 0	2- 0	6- 0				
7- 0	0- 0	0- 0	HOME	2- 0	0- 0	5- 0				
1- 0	0- 0	0- 0	AWAY	0- 0	1- 0	0- 0				
2- 1	0- 1	0- 0	NEUTRAL	0- 0	1- 0	1- 0				
7- 13	0- 9	1- 1	CONFERENCE	1- 1	1- 1	4- 1				
5- 4	0- 4	1- 0	HOME	1- 0	1- 0	2- 0				
1- 8	0- 4	0- 1	AWAY	0- 1	0- 1	1- 1				
1- 1	0- 1	0- 0	NEUTRAL	0- 0	0- 0	1- 0				

RPI 1-25				RPI 26-50				RPI 51-100 Team's RPI: 81				RPI 101+			
RPI	S	Opponent	Score	RPI	S	Opponent	Score	RPI	S	Opponent	Score	RPI	S	Opponent	Score
4	N	Oregon St.	54 73	40	A	West Virginia	53 79	52	H	UNI	81 57	101	A	Washington St.	79 72
7	A	Baylor	67 89	40	H	West Virginia	67 63	60	A	Iowa St.	48 61	104	A	Texas Tech	65 70
7	H	Baylor	50 86					60	H	Iowa St.	71 59	104	H	Texas Tech	75 62
13	A	Texas	35 66					86	H	Georgia	71 51	111	N	Long Beach St.	63 57
13	H	Texas	71 85									157	H	Rice	65 51
13	N	Texas	60 71									158	N	Santa Clara	67 53
20	A	Oklahoma	62 68									164	A	TCU	82 67
20	H	Oklahoma	60 66									164	H	TCU	88 70
24	A	Kansas St.	69 74									190	A	Kansas	49 67
24	H	Kansas St.	43 63									190	H	Kansas	74 70
												190	N	Kansas	79 75
												204	H	Loyola Marymount	66 58
												237	H	UTRGV	86 53
												253	H	Tennessee St.	86 48
												317	H	Arkansas St.	76 34
LAST 12 Division I GAMES:															
		13 N Texas	60 71			164 H TCU	88 70								
		190 N Kansas	79 75			40 A West Virginia	53 79								
		60 A Iowa St.	48 61			190 A Kansas	49 67								
		40 H West Virginia	67 63			20 H Oklahoma	60 66								
		104 H Texas Tech	75 62			13 H Texas	71 85								
		7 A Baylor	67 89			24 A Kansas St.	69 74								

Non-Div I Games:

Oklahoma St.

■ Loss,
 ■ Non-Conf,
 ■ S Site,
 ■ H Home
 ■ A Away
 N Neutral

Old Dominion

Through Games Of March 12, 2017

Average RPI Win:	226	WON-LOST	WINNING	LAST 10	STRENGTH OF	OPP. STRENGTH	TEAM	ADJ.	CONF.	ADJ CONF.
Average RPI Loss:	91	RECORD	PCT. RANK	GAMES	SCHEDULE	OF SCHEDULE	RPI	RPI	RPI	RPI
DIV. I ONLY	17- 14	141	6- 4	96	151	136	136	14	14	
DIV. I NON-CONF.	5- 6	186	0- 0	55	143	159	159	16	16	
TOTALS	RPI 1-25	RPI 26-50	W-L RECORDS	RPI 51-100	RPI 101-150	RPI 150+				
17- 14	0- 2	0- 4	OVERALL	0- 1	3- 4	14- 3				
10- 5	0- 0	0- 1	HOME	0- 1	1- 2	9- 1				
6- 6	0- 2	0- 1	AWAY	0- 0	2- 1	4- 2				
1- 3	0- 0	0- 2	NEUTRAL	0- 0	0- 1	1- 0				
5- 6	0- 2	0- 2	NON-CONFERENCE	0- 0	1- 1	4- 1				
5- 1	0- 0	0- 0	HOME	0- 0	1- 1	4- 0				
0- 3	0- 2	0- 0	AWAY	0- 0	0- 0	0- 1				
0- 2	0- 0	0- 2	NEUTRAL	0- 0	0- 0	0- 0				
12- 8	0- 0	0- 2	CONFERENCE	0- 1	2- 3	10- 2				
5- 4	0- 0	0- 1	HOME	0- 1	0- 1	5- 1				
6- 3	0- 0	0- 1	AWAY	0- 0	2- 1	4- 1				
1- 1	0- 0	0- 0	NEUTRAL	0- 0	0- 1	1- 0				

RPI 1-25				RPI 26-50				RPI 51-100				RPI 101+ Team's RPI: 136			
RPI	S	Opponent	Score	RPI	S	Opponent	Score	RPI	S	Opponent	Score	RPI	S	Opponent	Score
8	A	Duke	64 92	31	N	Syracuse	66 92	85	H	Middle Tenn.	63 80	102	A	Southern Miss.	69 84
15	A	Miami (FL)	56 66	33	N	Dayton	69 77					102	N	Southern Miss.	74 80
				35	A	Western Ky.	73 79					120	A	Charlotte	72 70
				35	H	Western Ky.	62 67					120	H	Charlotte	75 86
												125	H	William & Mary	58 69
												139	A	Louisiana Tech	69 64
												147	H	VCU	70 60
												151	H	Hampton	61 58
												157	A	Rice	59 47
												157	H	Rice	81 66
												186	A	North Texas	55 65
												186	H	North Texas	62 47
												188	H	UTSA	68 81
												191	H	UAB	73 61
												205	A	ETSU	60 70
												220	H	Dartmouth	82 56
												250	A	Marshall	94 85
												250	H	Marshall	73 69
												283	H	Norfolk St.	65 54
												302	H	UTEP	87 68
												302	N	UTEP	80 70
												309	A	FIU	86 64
												335	H	N.C. Central	83 52
												338	A	Fla. Atlantic	93 73
LAST 12 Division I GAMES:															
				102	N	Southern Miss.	74 80					120	A	Charlotte	72 70
				302	N	UTEP	80 70					191	H	UAB	73 61
				188	H	UTSA	68 81					85	H	Middle Tenn.	63 80
				302	H	UTEP	87 68					338	A	Fla. Atlantic	93 73
				35	A	Western Ky.	73 79					309	A	FIU	86 64
				250	A	Marshall	94 85					186	H	North Texas	62 47

Non-Div I Games:

Old Dominion

Loss, Non-Conf, S Site, H Home A Away N Neutral

Average RPI Win:	187	WON-LOST	WINNING	LAST 10	STRENGTH OF	OPP. STRENGTH	TEAM	ADJ.	CONF.	ADJ CONF.
Average RPI Loss:	54	RECORD	PCT. RANK	GAMES	SCHEDULE	OF SCHEDULE	RPI	RPI	RPI	RPI
DIV. I ONLY	17- 13	123	4- 6	88	56	120	120	2	2	
DIV. I NON-CONF.	11- 2	23	0- 0	313	265	99	99	2	2	
TOTALS	RPI 1-25	RPI 26-50	W-L RECORDS	RPI 51-100	RPI 101-150	RPI 150+				
17- 13	2- 5	2- 4	OVERALL	2- 0	1- 4	10- 0				
15- 3	2- 1	2- 1	HOME	1- 0	1- 1	9- 0				
1- 9	0- 4	0- 2	AWAY	1- 0	0- 3	0- 0				
1- 1	0- 0	0- 1	NEUTRAL	0- 0	0- 0	1- 0				
11- 2	0- 0	1- 1	NON-CONFERENCE	0- 0	1- 1	9- 0				
10- 0	0- 0	1- 0	HOME	0- 0	1- 0	8- 0				
0- 2	0- 0	0- 1	AWAY	0- 0	0- 1	0- 0				
1- 0	0- 0	0- 0	NEUTRAL	0- 0	0- 0	1- 0				
6- 11	2- 5	1- 3	CONFERENCE	2- 0	0- 3	1- 0				
5- 3	2- 1	1- 1	HOME	1- 0	0- 1	1- 0				
1- 7	0- 4	0- 1	AWAY	1- 0	0- 2	0- 0				
0- 1	0- 0	0- 1	NEUTRAL	0- 0	0- 0	0- 0				

RPI	S	Opponent	Score	RPI	S	Opponent	Score	RPI	S	Opponent	Score	RPI	S	Opponent	Score	Team's RPI: 120
3	A	South Carolina	46 65	36	H	Oregon	83 67	84	A	Florida	84 75	107	A	UNLV	57 64	
5	A	Mississippi St.	62 73	37	H	LSU	51 62	86	H	Georgia	69 62	115	A	Vanderbilt	67 85	
5	H	Mississippi St.	44 66	37	N	LSU	49 65					132	A	Alabama	80 90	
14	A	Kentucky	57 89	40	A	West Virginia	61 66					132	H	Alabama	57 65	
19	H	Tennessee	67 62	45	A	Auburn	60 83					147	H	VCU	77 57	
22	H	Texas A&M	62 49	45	H	Auburn	63 59					174	H	Arkansas	73 64	
25	A	Missouri	65 100									210	N	Wisconsin	69 44	
												233	H	High Point	73 62	
												252	H	Jacksonville St.	68 50	
												262	H	Austin Peay	66 38	
												299	H	Lipscomb	76 49	
												313	H	Mississippi Val.	67 30	
												329	H	Southeastern La.	81 31	
												331	H	La.-Monroe	97 40	
												334	H	Jackson St.	89 41	
LAST 12 Division I GAMES:																
37	N	LSU	49 65	37	H	LSU	51 62									
22	H	Texas A&M	62 49	84	A	Florida	84 75									
25	A	Missouri	65 100	86	H	Georgia	69 62									
115	A	Vanderbilt	67 85	14	A	Kentucky	57 89									
45	H	Auburn	63 59	132	H	Alabama	57 65									
5	H	Mississippi St.	44 66	3	A	South Carolina	46 65									

Non-Div I Games:

Ole Miss

■ Loss,
 ■ Non-Conf,
 ■ S Site,
 ■ H Home
 ■ A Away
 N Neutral

Average RPI Win:	227	WON-LOST	WINNING	LAST 10	STRENGTH OF	OPP. STRENGTH	TEAM	ADJ.	CONF.	ADJ CONF.
Average RPI Loss:	94	RECORD	PCT. RANK	GAMES	SCHEDULE	OF SCHEDULE	RPI	RPI	RPI	RPI
DIV. I ONLY	14- 15	180	6- 4	118	148	149	149	11	11	
DIV. I NON-CONF.	5- 6	186	1- 1	151	161	144	144	10	10	
TOTALS	RPI 1-25	RPI 26-50	W-L RECORDS	RPI 51-100	RPI 101-150	RPI 150+				
14- 15	0- 2	1- 1	OVERALL	2- 8	0- 1	11- 3				
7- 4	0- 1	1- 0	HOME	1- 2	0- 0	5- 1				
5- 10	0- 1	0- 1	AWAY	0- 5	0- 1	5- 2				
2- 1	0- 0	0- 0	NEUTRAL	1- 1	0- 0	1- 0				
5- 6	0- 2	0- 0	NON-CONFERENCE	0- 2	0- 1	5- 1				
2- 1	0- 1	0- 0	HOME	0- 0	0- 0	2- 0				
2- 5	0- 1	0- 0	AWAY	0- 2	0- 1	2- 1				
1- 0	0- 0	0- 0	NEUTRAL	0- 0	0- 0	1- 0				
9- 9	0- 0	1- 1	CONFERENCE	2- 6	0- 0	6- 2				
5- 3	0- 0	1- 0	HOME	1- 2	0- 0	3- 1				
3- 5	0- 0	0- 1	AWAY	0- 3	0- 0	3- 1				
1- 1	0- 0	0- 0	NEUTRAL	1- 1	0- 0	0- 0				

RPI 1-25				RPI 26-50				RPI 51-100				RPI 101+ Team's RPI: 149			
RPI	S	Opponent	Score	RPI	S	Opponent	Score	RPI	S	Opponent	Score	RPI	S	Opponent	Score
23	A	Creighton	45 82	38	A	South Dakota St.	64 76	55	A	Colorado St.	42 69	108	A	Abilene Christian	66 73
24	H	Kansas St.	57 70	38	H	South Dakota St.	83 82	59	A	Western Ill.	63 80	159	A	Oral Roberts	64 49
								59	H	Western Ill.	74 78	159	H	Oral Roberts	65 67
								59	N	Western Ill.	82 84	186	N	North Texas	85 57
								63	A	IUPUI	47 79	196	A	Nebraska	58 66
								63	H	IUPUI	64 44	238	H	Wofford	89 64
								77	A	South Dakota	56 91	251	H	Indiana St.	72 45
								77	H	South Dakota	52 60	292	A	UMKC	80 57
								77	N	South Dakota	64 58	305	A	North Dakota St.	80 60
								97	A	UCF	41 81	305	H	North Dakota St.	90 64
												310	A	Denver	82 73
												310	H	Denver	100 78
												316	A	Fort Wayne	62 65
												316	H	Fort Wayne	63 49
												324	A	Florida A&M	70 50
LAST 12 Division I GAMES:															
		59	N	Western Ill.	82	84			77	A	South Dakota	56	91		
		77	N	South Dakota	64	58			316	H	Fort Wayne	63	49		
		186	N	North Texas	85	57			159	A	Oral Roberts	64	49		
		108	A	Abilene Christian	66	73			59	A	Western Ill.	63	80		
		310	H	Denver	100	78			63	A	IUPUI	47	79		
		305	H	North Dakota St.	90	64			38	H	South Dakota St.	83	82		

Non-Div I Games: Lincoln (MO) 98 49 York (NE) 106 37

Omaha

Loss, Non-Conf, S Site, H Home A Away N Neutral

Oral Roberts

Through Games Of March 12, 2017

Average RPI Win:	217	WON-LOST	WINNING	LAST 10	STRENGTH OF	OPP. STRENGTH	TEAM	ADJ.	CONF.	ADJ CONF.
Average RPI Loss:	88	RECORD	PCT. RANK	GAMES	SCHEDULE	OF SCHEDULE	RPI	RPI	RPI	RPI
DIV. I ONLY	13- 15	199	4- 6	157	90	159	159	11	11	
DIV. I NON-CONF.	6- 5	148	0- 0	186	15	93	93	10	10	
TOTALS	RPI 1-25	RPI 26-50	W-L RECORDS	RPI 51-100	RPI 101-150	RPI 150+				
13- 15	1- 0	0- 5	OVERALL	1- 7	2- 1	9- 2				
6- 5	0- 0	0- 1	HOME	1- 2	1- 1	4- 1				
7- 9	1- 0	0- 3	AWAY	0- 5	1- 0	5- 1				
0- 1	0- 0	0- 1	NEUTRAL	0- 0	0- 0	0- 0				
6- 5	1- 0	0- 2	NON-CONFERENCE	0- 2	1- 0	4- 1				
3- 0	0- 0	0- 0	HOME	0- 0	1- 0	2- 0				
3- 5	1- 0	0- 2	AWAY	0- 2	0- 0	2- 1				
0- 0	0- 0	0- 0	NEUTRAL	0- 0	0- 0	0- 0				
7- 10	0- 0	0- 3	CONFERENCE	1- 5	1- 1	5- 1				
3- 5	0- 0	0- 1	HOME	1- 2	0- 1	2- 1				
4- 4	0- 0	0- 1	AWAY	0- 3	1- 0	3- 0				
0- 1	0- 0	0- 1	NEUTRAL	0- 0	0- 0	0- 0				

RPI 1-25				RPI 26-50				RPI 51-100				RPI 101+ Team's RPI: 159			
RPI	S	Opponent	Score	RPI	S	Opponent	Score	RPI	S	Opponent	Score	RPI	S	Opponent	Score
20	A	Oklahoma	74 67	34	A	Arizona St.	52 79	59	A	Western Ill.	72 76	144	H	Tulsa	76 68
				38	A	South Dakota St.	35 82	59	H	Western Ill.	62 76	149	A	Omaha	67 65
				38	H	South Dakota St.	57 78	63	A	IUPUI	41 53	149	H	Omaha	49 64
				38	N	South Dakota St.	50 65	63	H	IUPUI	54 45	166	H	Missouri St.	78 56
				48	A	Little Rock	50 56	64	A	Iowa	76 96	174	A	Arkansas	70 60
								69	A	Northwestern	55 64	190	A	Kansas	56 64
								77	A	South Dakota	50 79	221	H	UT Martin	82 53
								77	H	South Dakota	47 69	305	A	North Dakota St.	70 50
												305	H	North Dakota St.	71 64
												310	A	Denver	70 57
												310	H	Denver	45 47
												316	A	Fort Wayne	75 59
												316	H	Fort Wayne	82 56
												337	A	Houston Baptist	75 65
LAST 12 Division I GAMES:															
				38	N	South Dakota St.	50 65	63	H	IUPUI	54 45				
				305	H	North Dakota St.	71 64	59	H	Western Ill.	62 76				
				310	A	Denver	70 57	305	A	North Dakota St.	70 50				
				77	A	South Dakota	50 79	310	H	Denver	45 47				
				149	H	Omaha	49 64	316	A	Fort Wayne	75 59				
				38	A	South Dakota St.	35 82	63	A	IUPUI	41 53				

Non-Div I Games: Mid-Amer. Christian98 63 Okla. Sci. & Arts 67 35

Oral Roberts

Loss, Non-Conf, S Site, H Home A Away N Neutral

Oregon

Through Games Of March 12, 2017

Average RPI Win:	131	WON-LOST	WINNING	LAST 10	STRENGTH OF	OPP. STRENGTH	TEAM	ADJ.	CONF.	ADJ CONF.
Average RPI Loss:	36	RECORD	PCT. RANK	GAMES	SCHEDULE	OF SCHEDULE	RPI	RPI	RPI	RPI
DIV. I ONLY	20- 13	113	5- 5	16	15	36	36	1	1	
DIV. I NON-CONF.	10- 2	32	0- 0	132	137	42	42	1	1	
TOTALS	RPI 1-25	RPI 26-50	W-L RECORDS	RPI 51-100	RPI 101-150	RPI 150+				
20- 13	2- 8	1- 1	OVERALL	5- 1	6- 3	6- 0				
10- 5	1- 3	1- 0	HOME	2- 1	3- 1	3- 0				
6- 6	0- 3	0- 1	AWAY	3- 0	2- 2	1- 0				
4- 2	1- 2	0- 0	NEUTRAL	0- 0	1- 0	2- 0				
10- 2	0- 1	1- 0	NON-CONFERENCE	0- 0	3- 1	6- 0				
6- 0	0- 0	1- 0	HOME	0- 0	2- 0	3- 0				
2- 1	0- 0	0- 0	AWAY	0- 0	1- 1	1- 0				
2- 1	0- 1	0- 0	NEUTRAL	0- 0	0- 0	2- 0				
10- 11	2- 7	0- 1	CONFERENCE	5- 1	3- 2	0- 0				
4- 5	1- 3	0- 0	HOME	2- 1	1- 1	0- 0				
4- 5	0- 3	0- 1	AWAY	3- 0	1- 1	0- 0				
2- 1	1- 1	0- 0	NEUTRAL	0- 0	1- 0	0- 0				

RPI S	Opponent	Score	RPI S	Opponent	Score	Team's RPI: 36	RPI S	Opponent	Score	RPI S	Opponent	Score
4	A Oregon St.	60 67	34	A Arizona St.	63 68		56	A California	69 66	101	H Washington St.	59 75
4	H Oregon St.	40 43	42	H Michigan St.	88 55		56	H California	49 55	110	A Colorado	66 76
5	N Mississippi St.	63 75					79	A Utah	73 61	110	H Colorado	71 66
6	A Stanford	60 81					79	H Utah	84 66	117	A Clemson	87 59
6	H Stanford	59 65					92	A Southern California	59 53	120	A Ole Miss	67 83
6	N Stanford	56 71					92	H Southern California	73 50	130	A Arizona	79 65
9	A UCLA	63 79								130	N Arizona	70 63
9	H UCLA	84 75								135	H Lamar University	84 67
10	H Washington	77 99								150	H Idaho	73 70
10	N Washington	70 69								188	H UTSA	77 63
										203	N San Jose St.	91 62
										214	N Portland St.	90 46
										241	A Hawaii	86 49
										263	H CSU Bakersfield	77 62
										276	H Portland	81 41
LAST 12 Division I GAMES:												
6	N Stanford	56 71	79	A Utah	73 61							
10	N Washington	70 69	92	H Southern California	73 50							
130	N Arizona	70 63	9	H UCLA	84 75							
6	H Stanford	59 65	34	A Arizona St.	63 68							
56	H California	49 55	130	A Arizona	79 65							
110	A Colorado	66 76	4	A Oregon St.	60 67							

Non-Div I Games:

Oregon

■ Loss,
 ■ Non-Conf, S Site,
 ■ Home
 ■ Away
 N Neutral

Average RPI Win:	93	WON-LOST	WINNING	LAST 10	STRENGTH OF	OPP. STRENGTH	TEAM	ADJ.	CONF.	ADJ CONF.
Average RPI Loss:	34	RECORD	PCT. RANK	GAMES	SCHEDULE	OF SCHEDULE	RPI	RPI	RPI	RPI
DIV. I ONLY	29- 4	5	8- 2	6	26	4	4	1	1	
DIV. I NON-CONF.	11- 1	12	0- 0	47	191	15	15	1	1	
TOTALS	RPI 1-25	RPI 26-50	W-L RECORDS	RPI 51-100	RPI 101-150	RPI 150+				
29- 4	5- 2	4- 1	OVERALL	9- 1	7- 0	4- 0				
14- 2	3- 0	1- 1	HOME	3- 1	3- 0	4- 0				
8- 1	1- 1	2- 0	AWAY	3- 0	2- 0	0- 0				
7- 1	1- 1	1- 0	NEUTRAL	3- 0	2- 0	0- 0				
11- 1	0- 0	1- 1	NON-CONFERENCE	3- 0	3- 0	4- 0				
6- 1	0- 0	0- 1	HOME	1- 0	1- 0	4- 0				
0- 0	0- 0	0- 0	AWAY	0- 0	0- 0	0- 0				
5- 0	0- 0	1- 0	NEUTRAL	2- 0	2- 0	0- 0				
18- 3	5- 2	3- 0	CONFERENCE	6- 1	4- 0	0- 0				
8- 1	3- 0	1- 0	HOME	2- 1	2- 0	0- 0				
8- 1	1- 1	2- 0	AWAY	3- 0	2- 0	0- 0				
2- 1	1- 1	0- 0	NEUTRAL	1- 0	0- 0	0- 0				

RPI	S	Opponent	Score	RPI	S	Opponent	Score	RPI	S	Opponent	Score	RPI	S	Opponent	Score
6	A	Stanford	72 69	29	H	Marquette	73 74	56	A	California	66 56	101	H	Washington St.	80 58
6	H	Stanford	50 47	32	N	Quinnipiac	75 60	56	H	California	71 56	107	N	UNLV	62 59
6	N	Stanford	43 48	34	A	Arizona St.	54 45	56	N	California	65 49	110	A	Colorado	54 49
9	A	UCLA	56 66	36	A	Oregon	43 40	79	A	Utah	63 49	110	H	Colorado	81 57
9	H	UCLA	68 61	36	H	Oregon	67 60	79	H	Utah	70 44	130	A	Arizona	65 57
9	N	UCLA	63 53					81	N	Oklahoma St.	73 54	135	H	Lamar University	88 56
10	H	Washington	73 70					83	H	UC Davis	93 52	150	N	Idaho	60 49
								90	N	BYU	65 56	153	H	Idaho St.	61 38
								92	A	Southern California	74 60	276	H	Portland	62 45
								92	H	Southern California	50 70	287	H	Ark.-Pine Bluff	73 40
												291	H	Southern Utah	77 38
LAST 12 Division I GAMES:															
6	N	Stanford	43 48	110	A	Colorado	54 49								
9	N	UCLA	63 53	9	H	UCLA	68 61								
56	N	California	65 49	92	H	Southern California	50 70								
56	H	California	71 56	130	A	Arizona	65 57								
6	H	Stanford	50 47	34	A	Arizona St.	54 45								
79	A	Utah	63 49	36	H	Oregon	67 60								

Non-Div I Games:

Oregon St.

Pacific

Through Games Of March 12, 2017

Average RPI Win: 225	WON-LOST	WINNING	LAST 10	STRENGTH OF	OPP. STRENGTH	TEAM	ADJ.	CONF.	ADJ CONF.
Average RPI Loss: 133	RECORD	PCT. RANK	GAMES	SCHEDULE	OF SCHEDULE	RPI	RPI	RPI	RPI
DIV. I ONLY	8- 21	288	2- 8	93	172	243	243	15	15
DIV. I NON-CONF.	2- 7	284	0- 0	10	180	178	178	13	13
TOTALS	RPI 1-25	RPI 26-50	W-L RECORDS	RPI 51-100	RPI 101-150	RPI 150+			
8- 21	0- 1	0- 1	OVERALL	1- 6	1- 6	6- 7			
4- 11	0- 0	0- 1	HOME	0- 4	1- 3	3- 3			
3- 9	0- 1	0- 0	AWAY	1- 1	0- 3	2- 4			
1- 1	0- 0	0- 0	NEUTRAL	0- 1	0- 0	1- 0			
2- 7	0- 1	0- 1	NON-CONFERENCE	0- 2	0- 3	2- 0			
1- 5	0- 0	0- 1	HOME	0- 2	0- 2	1- 0			
1- 2	0- 1	0- 0	AWAY	0- 0	0- 1	1- 0			
0- 0	0- 0	0- 0	NEUTRAL	0- 0	0- 0	0- 0			
6- 14	0- 0	0- 0	CONFERENCE	1- 4	1- 3	4- 7			
3- 6	0- 0	0- 0	HOME	0- 2	1- 1	2- 3			
2- 7	0- 0	0- 0	AWAY	1- 1	0- 2	1- 4			
1- 1	0- 0	0- 0	NEUTRAL	0- 1	0- 0	1- 0			

RPI 1-25				RPI 26-50				RPI 51-100				RPI 101+ Team's RPI: 243			
RPI	S	Opponent	Score	RPI	S	Opponent	Score	RPI	S	Opponent	Score	RPI	S	Opponent	Score
9	A	UCLA	55 82	29	H	Marquette	75 89	65	H	Montana St.	66 72	111	A	Long Beach St.	58 66
								66	A	Gonzaga	65 63	114	A	St. Mary's (CA)	74 82
								66	H	Gonzaga	58 74	114	H	St. Mary's (CA)	54 63
								66	N	Gonzaga	59 91	129	H	Northern Colo.	56 60
								83	H	UC Davis	87 95	140	A	San Francisco	64 67
								90	A	BYU	50 68	140	H	San Francisco	63 60
								90	H	BYU	55 68	146	H	Fresno St.	67 74
												158	A	Santa Clara	51 68
												158	H	Santa Clara	51 61
												203	A	San Jose St.	99 96
												204	A	Loyola Marymount	64 75
												204	H	Loyola Marymount	52 65
												223	A	San Diego	71 73
												223	H	San Diego	84 64
												263	H	CSU Bakersfield	91 61
												276	A	Portland	84 74
												276	H	Portland	71 78
												314	A	Pepperdine	58 59
												314	H	Pepperdine	80 79
												314	N	Pepperdine	73 55
LAST 12 Division I GAMES:															
				66	N	Gonzaga	59 91	158	A	Santa Clara	51 68				
				314	N	Pepperdine	73 55	223	A	San Diego	71 73				
				204	A	Loyola Marymount	64 75	314	H	Pepperdine	80 79				
				158	H	Santa Clara	51 61	114	A	St. Mary's (CA)	74 82				
				66	H	Gonzaga	58 74	140	A	San Francisco	64 67				
				276	H	Portland	71 78	204	H	Loyola Marymount	52 65				

Non-Div I Games: UC Merced 111 50 William Jessup 103 65

Pacific

Loss, Non-Conf, S Site, H Home A Away N Neutral

Average RPI Win:	171	WON-LOST	WINNING	LAST 10	STRENGTH OF	OPP. STRENGTH	TEAM	ADJ.	CONF.	ADJ CONF.
Average RPI Loss:	103	RECORD	PCT. RANK	GAMES	SCHEDULE	OF SCHEDULE	RPI	RPI	RPI	RPI
DIV. I ONLY	21- 7	36	9- 1	89	107	50	50	8	8	
DIV. I NON-CONF.	6- 6	165	0- 0	226	115	182	182	9	9	
TOTALS	RPI 1-25	RPI 26-50	W-L RECORDS	RPI 51-100	RPI 101-150	RPI 150+				
21- 7	0- 2	2- 0	OVERALL	0- 1	6- 2	13- 2				
9- 5	0- 1	1- 0	HOME	0- 1	4- 1	4- 2				
12- 2	0- 1	1- 0	AWAY	0- 0	2- 1	9- 0				
0- 0	0- 0	0- 0	NEUTRAL	0- 0	0- 0	0- 0				
6- 6	0- 2	0- 0	NON-CONFERENCE	0- 1	0- 1	6- 2				
0- 5	0- 1	0- 0	HOME	0- 1	0- 1	0- 2				
6- 1	0- 1	0- 0	AWAY	0- 0	0- 0	6- 0				
0- 0	0- 0	0- 0	NEUTRAL	0- 0	0- 0	0- 0				
15- 1	0- 0	2- 0	CONFERENCE	0- 0	6- 1	7- 0				
9- 0	0- 0	1- 0	HOME	0- 0	4- 0	4- 0				
6- 1	0- 0	1- 0	AWAY	0- 0	2- 1	3- 0				
0- 0	0- 0	0- 0	NEUTRAL	0- 0	0- 0	0- 0				

RPI 1-25				RPI 26-50				Team's RPI: 50				RPI 51-100				RPI 101+			
RPI	S	Opponent	Score	RPI	S	Opponent	Score	RPI	S	Opponent	Score	RPI	S	Opponent	Score	RPI	S	Opponent	Score
8	A	Duke	55 68	49	A	Harvard	64 46	67	H	Villanova	48 60	103	A	Princeton	62 57				
18	H	Temple	53 63	49	H	Harvard	63 43					103	H	Princeton	52 40				
												103	H	Princeton	57 48				
												116	H	Saint Joseph's	53 57				
												127	A	Cornell	61 55				
												127	H	Cornell	47 34				
												133	A	Yale	48 61				
												133	H	Yale	66 55				
												154	A	Brown	71 68				
												154	H	Brown	86 60				
												154	H	Brown	71 60				
												155	A	CSUN	47 36				
												170	H	La Salle	56 58				
												187	A	UC Riverside	71 55				
												194	A	Columbia	64 54				
												194	H	Columbia	68 59				
												211	H	Binghamton	48 61				
												220	A	Dartmouth	60 47				
												220	H	Dartmouth	68 38				
												229	A	Richmond	47 44				
												298	A	Lafayette	64 47				
												301	A	Rhode Island	75 43				
												341	A	Wagner	63 39				
LAST 12 Division I GAMES:																			
103	H	Princeton	57 48	127	H	Cornell	47 34												
154	H	Brown	71 60	133	A	Yale	48 61												
103	H	Princeton	52 40	154	A	Brown	71 68												
49	A	Harvard	64 46	127	A	Cornell	61 55												
220	A	Dartmouth	60 47	194	A	Columbia	64 54												
194	H	Columbia	68 59	220	H	Dartmouth	68 38												

Non-Div I Games: Stevens 89 43

Penn

■ Loss,
 ■ Non-Conf, S Site,
 ■ Home
 ■ Away
 N Neutral

Average RPI Win:	169	WON-LOST	WINNING	LAST 10	STRENGTH OF	OPP. STRENGTH	TEAM	ADJ.	CONF.	ADJ CONF.
Average RPI Loss:	69	RECORD	PCT. RANK	GAMES	SCHEDULE	OF SCHEDULE	RPI	RPI	RPI	RPI
DIV. I ONLY	19- 10	94	6- 4	153	61	87	87	6	6	
DIV. I NON-CONF.	10- 2	32	0- 0	287	108	84	84	6	6	
TOTALS	RPI 1-25	RPI 26-50	W-L RECORDS	RPI 51-100	RPI 101-150	RPI 150+				
19- 10	1- 1	1- 2	OVERALL	4- 6	1- 0	12- 1				
14- 1	1- 0	1- 0	HOME	3- 1	1- 0	8- 0				
4- 7	0- 1	0- 2	AWAY	1- 3	0- 0	3- 1				
1- 2	0- 0	0- 0	NEUTRAL	0- 2	0- 0	1- 0				
10- 2	1- 0	0- 0	NON-CONFERENCE	0- 2	1- 0	8- 0				
7- 0	1- 0	0- 0	HOME	0- 0	1- 0	5- 0				
2- 1	0- 0	0- 0	AWAY	0- 1	0- 0	2- 0				
1- 1	0- 0	0- 0	NEUTRAL	0- 1	0- 0	1- 0				
9- 8	0- 1	1- 2	CONFERENCE	4- 4	0- 0	4- 1				
7- 1	0- 0	1- 0	HOME	3- 1	0- 0	3- 0				
2- 6	0- 1	0- 2	AWAY	1- 2	0- 0	1- 1				
0- 1	0- 0	0- 0	NEUTRAL	0- 1	0- 0	0- 0				

RPI 1-25				RPI 26-50				RPI 51-100				RPI 101+			
RPI	S	Opponent	Score	RPI	S	Opponent	Score	RPI	S	Opponent	Score	RPI	S	Opponent	Score
16	A	Maryland	83 89	27	A	Ohio St.	72 87	51	A	Indiana	66 72	148	H	Iona	80 67
19	H	Tennessee	70 56	42	A	Michigan St.	64 73	51	H	Indiana	70 89	163	H	Pittsburgh	91 62
				46	H	Michigan	76 75	58	A	Purdue	51 64	176	A	Boston College	60 56
								58	H	Purdue	79 73	185	H	American	70 65
								64	H	Iowa	71 58	196	H	Nebraska	86 69
								69	A	Northwestern	74 58	208	A	Illinois	80 62
								70	N	Georgetown	54 68	208	H	Illinois	82 66
								73	H	Minnesota	77 66	210	H	Wisconsin	76 46
								73	N	Minnesota	64 70	224	A	Rutgers	45 61
								78	A	Drexel	60 83	235	H	Akron	84 71
												250	H	Marshall	82 80
												260	N	Georgia St.	69 42
												318	A	Holy Cross	84 48
												327	H	Saint Peter's	106 50
LAST 12 Division I GAMES:															
73	N	Minnesota	64 70	69	A	Northwestern	74 58								
46	H	Michigan	76 75	27	A	Ohio St.	72 87								
42	A	Michigan St.	64 73	208	H	Illinois	82 66								
208	A	Illinois	80 62	51	A	Indiana	66 72								
58	H	Purdue	79 73	196	H	Nebraska	86 69								
73	H	Minnesota	77 66	210	H	Wisconsin	76 46								

Non-Div I Games:

Penn St.

■ Loss,
■ Non-Conf, S Site,
■ Home
■ Away
N Neutral

Pepperdine

Through Games Of March 12, 2017

Average RPI Win:	215	WON-LOST	WINNING	LAST 10	STRENGTH OF	OPP. STRENGTH	TEAM	ADJ.	CONF.	ADJ CONF.
Average RPI Loss:	180	RECORD	PCT. RANK	GAMES	SCHEDULE	OF SCHEDULE	RPI	RPI	RPI	RPI
DIV. I ONLY	7- 23	311	2- 8	243	208	314	314	15	15	
DIV. I NON-CONF.	2- 9	293	0- 0	234	333	314	314	13	13	
TOTALS	RPI 1-25	RPI 26-50	W-L RECORDS	RPI 51-100	RPI 101-150	RPI 150+				
7- 23	0- 1	0- 0	OVERALL	1- 3	1- 6	5- 13				
5- 9	0- 1	0- 0	HOME	1- 1	1- 3	3- 4				
2- 13	0- 0	0- 0	AWAY	0- 2	0- 3	2- 8				
0- 1	0- 0	0- 0	NEUTRAL	0- 0	0- 0	0- 1				
2- 9	0- 1	0- 0	NON-CONFERENCE	0- 0	0- 3	2- 5				
1- 4	0- 1	0- 0	HOME	0- 0	0- 2	1- 1				
1- 5	0- 0	0- 0	AWAY	0- 0	0- 1	1- 4				
0- 0	0- 0	0- 0	NEUTRAL	0- 0	0- 0	0- 0				
5- 14	0- 0	0- 0	CONFERENCE	1- 3	1- 3	3- 8				
4- 5	0- 0	0- 0	HOME	1- 1	1- 1	2- 3				
1- 8	0- 0	0- 0	AWAY	0- 2	0- 2	1- 4				
0- 1	0- 0	0- 0	NEUTRAL	0- 0	0- 0	0- 1				

RPI S	Opponent	Score	RPI S	Opponent	Score	RPI S	Opponent	Score	RPI S	Opponent	Score	Team's RPI: 314
8	H Duke	65 99				66	A Gonzaga	61 83	107	H UNLV	61 68	
						66	H Gonzaga	79 69	111	H Long Beach St.	41 44	
						90	A BYU	49 88	114	A St. Mary's (CA)	57 84	
						90	H BYU	47 73	114	H St. Mary's (CA)	60 81	
									137	A New Mexico St.	66 75	
									140	A San Francisco	78 84	
									140	H San Francisco	81 59	
									158	A Santa Clara	40 61	
									158	H Santa Clara	48 69	
									200	A UC Santa Barbara	57 66	
									204	A Loyola Marymount	60 72	
									204	H Loyola Marymount	78 87	
									223	A San Diego	55 42	
									223	H San Diego	57 40	
									243	A Pacific	79 80	
									243	H Pacific	59 58	
									243 N	Pacific	55 73	
									263	H CSU Bakersfield	62 57	
									273	A Cal Poly	52 62	
									276	A Portland	55 75	
									276	H Portland	61 71	
									285	H Nevada	60 69	
									310	A Denver	67 75	
									332	A Utah Valley	65 72	
									346	A Cal St. Fullerton	69 58	
LAST 12 Division I GAMES:												
243 N	Pacific	55 73	90	A	BYU	49 88						
140	A	San Francisco	78 84	243	A	Pacific	79 80					
114	A	St. Mary's (CA)	57 84	140	H	San Francisco	81 59					
204	H	Loyola Marymount	78 87	66	A	Gonzaga	61 83					
158	H	Santa Clara	48 69	276	A	Portland	55 75					
223	H	San Diego	57 40	114	H	St. Mary's (CA)	60 81					

Non-Div I Games:

Pepperdine

Loss, Non-Conf, S Site, H Home A Away N Neutral

Pittsburgh

Through Games Of March 12, 2017

Average RPI Win:	217	WON-LOST	WINNING	LAST 10	STRENGTH OF	OPP. STRENGTH	TEAM	ADJ.	CONF.	ADJ CONF.
Average RPI Loss:	55	RECORD	PCT. RANK	GAMES	SCHEDULE	OF SCHEDULE	RPI	RPI	RPI	RPI
DIV. I ONLY	12- 17	221	1- 9	60	59	163	163	3	3	
DIV. I NON-CONF.	8- 4	97	0- 0	250	294	184	184	4	4	
TOTALS	RPI 1-25	RPI 26-50	W-L RECORDS	RPI 51-100	RPI 101-150	RPI 150+				
12- 17	0- 6	0- 3	OVERALL	1- 4	3- 4	8- 0				
10- 6	0- 2	0- 1	HOME	1- 1	3- 2	6- 0				
0- 10	0- 4	0- 2	AWAY	0- 3	0- 1	0- 0				
2- 1	0- 0	0- 0	NEUTRAL	0- 0	0- 1	2- 0				
8- 4	0- 0	0- 0	NON-CONFERENCE	0- 2	1- 2	7- 0				
6- 2	0- 0	0- 0	HOME	0- 1	1- 1	5- 0				
0- 2	0- 0	0- 0	AWAY	0- 1	0- 1	0- 0				
2- 0	0- 0	0- 0	NEUTRAL	0- 0	0- 0	2- 0				
4- 13	0- 6	0- 3	CONFERENCE	1- 2	2- 2	1- 0				
4- 4	0- 2	0- 1	HOME	1- 0	2- 1	1- 0				
0- 8	0- 4	0- 2	AWAY	0- 2	0- 0	0- 0				
0- 1	0- 0	0- 0	NEUTRAL	0- 0	0- 1	0- 0				

RPI S	Opponent	Score	RPI S	Opponent	Score	RPI S	Opponent	Score	RPI S	Opponent	Score	Team's RPI: 163
2	A Notre Dame	54 86	31	A Syracuse	65 93	53	H Virginia	62 54	105	H Virginia Tech	72 64	
8	A Duke	48 62	31	H Syracuse	57 73	58	H Purdue	61 67	117	H Clemson	46 54	
11	A Louisville	52 73	39	A North Carolina St.	42 55	61	A Georgia Tech	57 71	118	H North Carolina	68 48	
11	H Louisville	48 63				87	A Penn St.	62 91	118	N North Carolina	60 72	
12	A Florida St.	48 79				88	A Wake Forest	48 57	120	H Charlotte	63 70	
15	H Miami (FL)	50 82							124	A Duquesne	54 63	
									127	H Cornell	56 44	
									176	H Boston College	56 43	
									244	H Bryant	76 60	
									269	H Loyola Maryland	74 44	
									280	N McNeese	71 65	
									289	H Mt. St. Mary's	89 54	
									302	N UTEP	71 46	
									319	H Youngstown St.	63 50	
									326	H Loyola Chicago	59 35	
LAST 12 Division I GAMES:												
118	N North Carolina	60 72	117	H Clemson	46 54							
31	H Syracuse	57 73	88	A Wake Forest	48 57							
12	A Florida St.	48 79	31	A Syracuse	65 93							
61	A Georgia Tech	57 71	11	H Louisville	48 63							
105	H Virginia Tech	72 64	39	A North Carolina St.	42 55							
8	A Duke	48 62	53	H Virginia	62 54							

Non-Div I Games: Slippery Rock 94 48

Pittsburgh

 Loss,
 Non-Conf,
 S Site,
H Home
A Away
N Neutral

Average RPI Win:	258	WON-LOST	WINNING	LAST 10	STRENGTH OF	OPP. STRENGTH	TEAM	ADJ.	CONF.	ADJ CONF.
Average RPI Loss:	130	RECORD	PCT. RANK	GAMES	SCHEDULE	OF SCHEDULE	RPI	RPI	RPI	RPI
DIV. I ONLY	5- 24	324	2- 7	100	134	276	276	15	15	
DIV. I NON-CONF.	1- 9	323	0- 0	20	51	225	225	13	13	
TOTALS	RPI 1-25	RPI 26-50	W-L RECORDS	RPI 51-100	RPI 101-150	RPI 150+				
5- 24	0- 2	0- 2	OVERALL	0- 7	0- 4	5- 9				
3- 9	0- 1	0- 0	HOME	0- 3	0- 2	3- 3				
2- 13	0- 1	0- 2	AWAY	0- 3	0- 2	2- 5				
0- 2	0- 0	0- 0	NEUTRAL	0- 1	0- 0	0- 1				
1- 9	0- 2	0- 2	NON-CONFERENCE	0- 3	0- 0	1- 2				
1- 2	0- 1	0- 0	HOME	0- 1	0- 0	1- 0				
0- 6	0- 1	0- 2	AWAY	0- 1	0- 0	0- 2				
0- 1	0- 0	0- 0	NEUTRAL	0- 1	0- 0	0- 0				
4- 15	0- 0	0- 0	CONFERENCE	0- 4	0- 4	4- 7				
2- 7	0- 0	0- 0	HOME	0- 2	0- 2	2- 3				
2- 7	0- 0	0- 0	AWAY	0- 2	0- 2	2- 3				
0- 1	0- 0	0- 0	NEUTRAL	0- 0	0- 0	0- 1				

RPI 1-25				RPI 26-50				RPI 51-100				RPI 101+ Team's RPI: 276			
RPI	S	Opponent	Score	RPI	S	Opponent	Score	RPI	S	Opponent	Score	RPI	S	Opponent	Score
4	A	Oregon St.	45 62	36	A	Oregon	41 81	65	H	Montana St.	66 70	114	A	St. Mary's (CA)	76 92
10	H	Washington	53 83	47	A	Boise St.	60 74	66	A	Gonzaga	55 67	114	H	St. Mary's (CA)	65 75
								66	H	Gonzaga	50 85	140	A	San Francisco	71 83
								83	A	UC Davis	52 66	140	H	San Francisco	56 75
								90	A	BYU	60 73	158	A	Santa Clara	56 68
								90	H	BYU	38 77	158	H	Santa Clara	44 56
								92	N	Southern California	54 67	204	A	Loyola Marymount	54 69
												204	H	Loyola Marymount	71 56
												214	H	Portland St.	79 68
												223	A	San Diego	40 57
												223	H	San Diego	54 72
												223	N	San Diego	47 74
												239	A	Weber St.	37 76
												243	A	Pacific	78 71
												243	H	Pacific	74 84
												285	A	Nevada	59 72
												314	A	Pepperdine	71 61
												314	H	Pepperdine	75 55
LAST 12 Division I GAMES:															
223	N	San Diego	47 74	114	H	St. Mary's (CA)	65 75	90	H	BYU	38 77	158	A	Santa Clara	56 68
223	H	San Diego	54 72	223	A	San Diego	40 57	314	H	Pepperdine	75 55	66	H	Gonzaga	50 85
90	A	BYU	60 73	204	H	Loyola Marymount	71 56								

Non-Div I Games: Alas. Anchorage 66 57

Portland

Loss, Non-Conf, S Site, H Home A Away N Neutral

Average RPI Win:	259	WON-LOST	WINNING	LAST 10	STRENGTH OF	OPP. STRENGTH	TEAM	ADJ.	CONF.	ADJ CONF.
Average RPI Loss:	148	RECORD	PCT. RANK	GAMES	SCHEDULE	OF SCHEDULE	RPI	RPI	RPI	RPI
DIV. I ONLY	15- 17	189	6- 4	284	210	214	214	20	20	
DIV. I NON-CONF.	5- 6	186	0- 0	312	124	226	226	18	18	
TOTALS	RPI 1-25	RPI 26-50	W-L RECORDS	RPI 51-100	RPI 101-150	RPI 150+				
15- 17	0- 1	0- 2	OVERALL	1- 1	2- 6	12- 7				
7- 4	0- 0	0- 0	HOME	1- 0	1- 3	5- 1				
4- 10	0- 0	0- 0	AWAY	0- 0	0- 0	4- 1				
4- 3	0- 1	0- 1	NEUTRAL	0- 0	1- 0	3- 1				
5- 6	0- 1	0- 2	NON-CONFERENCE	0- 0	0- 1	5- 2				
2- 0	0- 0	0- 0	HOME	0- 0	0- 0	2- 0				
1- 4	0- 0	0- 1	AWAY	0- 0	0- 1	1- 2				
2- 2	0- 1	0- 1	NEUTRAL	0- 0	0- 0	2- 0				
10- 11	0- 0	0- 0	CONFERENCE	1- 1	2- 5	7- 5				
5- 4	0- 0	0- 0	HOME	1- 0	1- 3	3- 1				
3- 6	0- 0	0- 0	AWAY	0- 1	0- 2	3- 3				
2- 1	0- 0	0- 0	NEUTRAL	0- 0	1- 0	1- 1				

RPI 1-25				RPI 26-50				RPI 51-100				RPI 101+				Team's RPI: 214	
RPI	S	Opponent	Score	RPI	S	Opponent	Score	RPI	S	Opponent	Score	RPI	S	Opponent	Score		
20	N	Oklahoma	60 74	36	N	Oregon	46 90	65	A	Montana St.	76 83	129	A	Northern Colo.	62 91		
				47	A	Boise St.	76 94	65	H	Montana St.	69 65	129	H	Northern Colo.	50 57		
												130	A	Arizona	52 75		
												131	A	North Dakota	61 65		
												131	H	North Dakota	81 67		
												131	N	North Dakota	65 62		
												134	H	Eastern Wash.	62 68		
												150	H	Idaho	66 72		
												153	A	Idaho St.	47 53		
												153	N	Idaho St.	50 54		
												155	A	CSUN	72 99		
												215	A	Seattle U	79 71		
												239	A	Weber St.	75 85		
												272	N	Kennesaw St.	71 61		
												276	A	Portland	68 79		
												286	A	Sacramento St.	88 86		
												286	H	Sacramento St.	68 77		
												291	A	Southern Utah	64 82		
												291	H	Southern Utah	81 74		
												295	A	Northern Ariz.	74 73		
												295	H	Northern Ariz.	56 55		
												295	N	Northern Ariz.	88 76		
												296	N	Northern Ky.	77 54		
												323	A	Montana	64 44		
												323	H	Montana	68 45		
												328	H	UC Irvine	79 73		
LAST 12 Division I GAMES:																	
				153	N	Idaho St.	50 54	291	A	Southern Utah	64 82						
				131	N	North Dakota	65 62	323	H	Montana	68 45						
				295	N	Northern Ariz.	88 76	65	H	Montana St.	69 65						
				131	H	North Dakota	81 67	239	A	Weber St.	75 85						
				129	H	Northern Colo.	50 57	153	A	Idaho St.	47 53						
				295	A	Northern Ariz.	74 73	134	H	Eastern Wash.	62 68						

Non-Div I Games: Pacific Union 93 61

Portland St.

■ Loss,
■ Non-Conf, S Site,
■ Home
■ Away
N Neutral

RPI	S	Opponent	Score
346	H	Cal St. Fullerton	81 73

P
o
r
t
l
a
n
d
S
t
.

P
o
r
t
l
a
n
d
S
t
.

Portland St.

Prairie View

Through Games Of March 12, 2017

Average RPI Win:	277	WON-LOST	WINNING	LAST 10	STRENGTH OF	OPP. STRENGTH	TEAM	ADJ.	CONF.	ADJ CONF.
Average RPI Loss:	185	RECORD	PCT. RANK	GAMES	SCHEDULE	OF SCHEDULE	RPI	RPI	RPI	RPI
DIV. I ONLY	13- 18	218	5- 5	295	323	268	268	30	30	
DIV. I NON-CONF.	5- 7	205	0- 0	120	200	173	173	30	30	
TOTALS	RPI 1-25	RPI 26-50	W-L RECORDS	RPI 51-100	RPI 101-150	RPI 150+				
13- 18	0- 2	0- 0	OVERALL	0- 2	0- 1	13- 13				
11- 2	0- 0	0- 0	HOME	0- 0	0- 0	11- 2				
1- 16	0- 0	0- 0	AWAY	0- 0	0- 0	1- 2				
1- 0	0- 0	0- 0	NEUTRAL	0- 0	0- 0	1- 0				
5- 7	0- 2	0- 0	NON-CONFERENCE	0- 2	0- 1	5- 2				
4- 0	0- 0	0- 0	HOME	0- 0	0- 0	4- 0				
0- 7	0- 2	0- 0	AWAY	0- 2	0- 1	0- 2				
1- 0	0- 0	0- 0	NEUTRAL	0- 0	0- 0	1- 0				
8- 11	0- 0	0- 0	CONFERENCE	0- 0	0- 0	8- 11				
7- 2	0- 0	0- 0	HOME	0- 0	0- 0	7- 2				
1- 9	0- 0	0- 0	AWAY	0- 0	0- 0	1- 9				
0- 0	0- 0	0- 0	NEUTRAL	0- 0	0- 0	0- 0				

RPI S	Opponent	Score	RPI S	Opponent	Score	RPI S	Opponent	Score	RPI S	Opponent	Score	Team's RPI: 268
17 A	DePaul	62 94				89 A	SFA	64 88	104 A	Texas Tech	43 85	
22 A	Texas A&M	62 90				100 A	SMU	54 61	157 A	Rice	57 68	
									168 H	Texas St.	64 60	
									169 A	Texas Southern	51 73	
									169 A	Texas Southern	45 65	
									169 H	Texas Southern	62 70	
									171 H	Bethune-Cookman	66 64	
									201 A	Grambling	55 60	
									201 H	Grambling	51 49	
									209 A	Alabama St.	61 74	
									209 H	Alabama St.	61 75	
									230 A	Southern U.	72 86	
									230 H	Southern U.	70 63	
									237 A	UTRGV	74 82	
									250 N	Marshall	78 68	
									287 A	Ark.-Pine Bluff	47 64	
									287 H	Ark.-Pine Bluff	62 57	
									297 H	Nicholls St.	69 67	
									307 A	Alcorn	55 62	
									307 H	Alcorn	69 60	
									313 A	Mississippi Val.	55 64	
									313 H	Mississippi Val.	96 65	
									334 A	Jackson St.	60 74	
									334 H	Jackson St.	73 63	
									340 H	Sam Houston St.	75 65	
									349 A	Alabama A&M	63 50	
LAST 12 Division I GAMES:												
169 A	Texas Southern	45 65	313 H	Mississippi Val.	96 65							
307 H	Alcorn	69 60	201 A	Grambling	55 60							
230 H	Southern U.	70 63	334 A	Jackson St.	60 74							
209 A	Alabama St.	61 74	169 A	Texas Southern	51 73							
349 A	Alabama A&M	63 50	209 H	Alabama St.	61 75							
287 H	Ark.-Pine Bluff	62 57	349 H	Alabama A&M	71 47							

Non-Div I Games:

Prairie View

Loss, Non-Conf, S Site, H Home A Away N Neutral

RPI	S	Opponent	Score
349	H	Alabama A&M	71 47

P
r
a
i
r
i
e
V
i
e
w

P
r
a
i
r
i
e
V
i
e
w

Prairie View

Presbyterian

Through Games Of March 12, 2017

Average RPI Win:	274	WON-LOST	WINNING	LAST 10	STRENGTH OF	OPP. STRENGTH	TEAM	ADJ.	CONF.	ADJ CONF.
Average RPI Loss:	165	RECORD	PCT. RANK	GAMES	SCHEDULE	OF SCHEDULE	RPI	RPI	RPI	RPI
DIV. I ONLY	13- 18	218	6- 4	204	314	222	222	28	28	
DIV. I NON-CONF.	2- 9	293	0- 0	71	259	216	216	28	28	
TOTALS	RPI 1-25	RPI 26-50	W-L RECORDS	RPI 51-100	RPI 101-150	RPI 150+				
13- 18	0- 0	0- 0	OVERALL	0- 4	1- 3	12- 11				
6- 6	0- 0	0- 0	HOME	0- 2	1- 0	5- 4				
6- 10	0- 0	0- 0	AWAY	0- 2	0- 3	6- 5				
1- 2	0- 0	0- 0	NEUTRAL	0- 0	0- 0	1- 2				
2- 9	0- 0	0- 0	NON-CONFERENCE	0- 4	0- 2	2- 3				
0- 3	0- 0	0- 0	HOME	0- 2	0- 0	0- 1				
2- 5	0- 0	0- 0	AWAY	0- 2	0- 2	2- 1				
0- 1	0- 0	0- 0	NEUTRAL	0- 0	0- 0	0- 1				
11- 9	0- 0	0- 0	CONFERENCE	0- 0	1- 1	10- 8				
6- 3	0- 0	0- 0	HOME	0- 0	1- 0	5- 3				
4- 5	0- 0	0- 0	AWAY	0- 0	0- 1	4- 4				
1- 1	0- 0	0- 0	NEUTRAL	0- 0	0- 0	1- 1				

RPI S	Opponent	Score	RPI S	Opponent	Score	RPI S	Opponent	Score	RPI S	Opponent	Score	Team's RPI: 222
						51	A Indiana	37 71	105	A Virginia Tech	36 67	
						57	H Belmont	58 83	120	A Charlotte	63 71	
						66	A Gonzaga	39 79	126	A Radford	50 60	
						68	H Chattanooga	48 56	126	H Radford	58 54	
									169	N Texas Southern	62 74	
									172	A East Carolina	46 54	
									192	A Campbell	42 50	
									192	H Campbell	39 49	
									197	A UNC Asheville	52 47	
									197	H UNC Asheville	60 67	
									197	N UNC Asheville	55 56	
									198	A UNCG	69 62	
									233	A High Point	60 87	
									233	H High Point	64 72	
									233	N High Point	55 48	
									234	A Liberty	60 68	
									234	H Liberty	56 55	
									240	A Charleston So.	34 52	
									240	H Charleston So.	50 48	
									312	A Gardner-Webb	56 55	
									312	H Gardner-Webb	58 47	
									315	H USC Upstate	48 55	
									335	A N.C. Central	72 63	
									342	A Longwood	63 62	
									342	H Longwood	65 55	
									345	A Winthrop	78 39	
LAST 12 Division I GAMES:												
			197	N UNC Asheville	55 56	126	A Radford	50 60				
			233	N High Point	55 48	312	H Gardner-Webb	58 47				
			342	A Longwood	63 62	234	H Liberty	56 55				
			345	H Winthrop	64 50	197	A UNC Asheville	52 47				
			233	H High Point	64 72	240	A Charleston So.	34 52				
			192	A Campbell	42 50	126	H Radford	58 54				

Non-Div I Games:

Presbyterian

Loss, Non-Conf, S Site, H Home A Away N Neutral

RPI S Opponent Score

RPI S Opponent Score
345 H Winthrop 64 50

P
r
e
s
b
y
t
e
r
i
a
n

P
r
e
s
b
y
t
e
r
i
a
n

Presbyterian

Average RPI Win:	180	WON-LOST	WINNING	LAST 10	STRENGTH OF	OPP. STRENGTH	TEAM	ADJ.	CONF.	ADJ CONF.
Average RPI Loss:	91	RECORD	PCT. RANK	GAMES	SCHEDULE	OF SCHEDULE	RPI	RPI	RPI	RPI
DIV. I ONLY	16- 13	138	6- 4	75	92	103	103	8	8	
DIV. I NON-CONF.	6- 7	182	0- 0	231	52	192	192	9	9	
TOTALS	RPI 1-25	RPI 26-50	W-L RECORDS	RPI 51-100	RPI 101-150	RPI 150+				
16- 13	0- 1	3- 4	OVERALL	0- 2	3- 4	10- 2				
8- 5	0- 0	1- 2	HOME	0- 0	1- 2	6- 1				
7- 8	0- 1	1- 2	AWAY	0- 2	2- 2	4- 1				
1- 0	0- 0	1- 0	NEUTRAL	0- 0	0- 0	0- 0				
6- 7	0- 1	0- 1	NON-CONFERENCE	0- 2	0- 3	6- 0				
4- 2	0- 0	0- 1	HOME	0- 0	0- 1	4- 0				
2- 5	0- 1	0- 0	AWAY	0- 2	0- 2	2- 0				
0- 0	0- 0	0- 0	NEUTRAL	0- 0	0- 0	0- 0				
10- 6	0- 0	3- 3	CONFERENCE	0- 0	3- 1	4- 2				
4- 3	0- 0	1- 1	HOME	0- 0	1- 1	2- 1				
5- 3	0- 0	1- 2	AWAY	0- 0	2- 0	2- 1				
1- 0	0- 0	1- 0	NEUTRAL	0- 0	0- 0	0- 0				

RPI S	Opponent	Score	RPI S	Opponent	Score	RPI S	Opponent	Score	RPI S	Opponent	Score	Team's RPI: 103
24	A Kansas St.	42 60	33	H Dayton	56 62	54	A George Washington	45 56	109	H Rider	62 70	
			49	A Harvard	64 60	61	A Georgia Tech	51 67	119	A Fordham	55 57	
			49	H Harvard	63 58				127	A Cornell	58 54	
			49	N Harvard	68 47				127	H Cornell	44 55	
			50	A Penn	40 52				133	A Yale	69 47	
			50	A Penn	48 57				133	H Yale	74 62	
			50	H Penn	57 62				138	A Delaware	62 66	
									154	A Brown	81 75	
									154	H Brown	88 98	
									194	A Columbia	62 52	
									194	H Columbia	78 54	
									199	H Seton Hall	94 67	
									212	A UMBC	69 58	
									220	A Dartmouth	56 58	
									220	H Dartmouth	85 55	
									224	H Rutgers	64 34	
									298	H Lafayette	65 27	
									299	A Lipscomb	71 43	
									341	H Wagner	107 44	
LAST 12 Division I GAMES:												
50	A Penn	48 57	194	H Columbia	78 54							
49	N Harvard	68 47	154	A Brown	81 75							
50	A Penn	40 52	133	A Yale	69 47							
220	A Dartmouth	56 58	194	A Columbia	62 52							
49	A Harvard	64 60	127	A Cornell	58 54							
127	H Cornell	44 55	49	H Harvard	63 58							

Non-Div I Games:

Princeton

■ Loss,
■ Non-Conf,
■ S Site,
■ H Home
■ A Away
N Neutral

Providence

Through Games Of March 12, 2017

Average RPI Win:	221	WON-LOST	WINNING	LAST 10	STRENGTH OF	OPP. STRENGTH	TEAM	ADJ.	CONF.	ADJ CONF.
Average RPI Loss:	103	RECORD	PCT. RANK	GAMES	SCHEDULE	OF SCHEDULE	RPI	RPI	RPI	RPI
DIV. I ONLY	12- 18	224	3- 7	174	86	195	195	7	7	
DIV. I NON-CONF.	8- 3	67	0- 0	315	280	123	123	7	7	
TOTALS	RPI 1-25	RPI 26-50	W-L RECORDS	RPI 51-100	RPI 101-150	RPI 150+				
12- 18	0- 4	1- 1	OVERALL	0- 6	0- 0	11- 7				
6- 6	0- 2	1- 0	HOME	0- 3	0- 0	5- 1				
4- 11	0- 2	0- 1	AWAY	0- 3	0- 0	4- 5				
2- 1	0- 0	0- 0	NEUTRAL	0- 0	0- 0	2- 1				
8- 3	0- 0	0- 0	NON-CONFERENCE	0- 0	0- 0	8- 3				
3- 0	0- 0	0- 0	HOME	0- 0	0- 0	3- 0				
3- 3	0- 0	0- 0	AWAY	0- 0	0- 0	3- 3				
2- 0	0- 0	0- 0	NEUTRAL	0- 0	0- 0	2- 0				
4- 15	0- 4	1- 1	CONFERENCE	0- 6	0- 0	3- 4				
3- 6	0- 2	1- 0	HOME	0- 3	0- 0	2- 1				
1- 8	0- 2	0- 1	AWAY	0- 3	0- 0	1- 2				
0- 1	0- 0	0- 0	NEUTRAL	0- 0	0- 0	0- 1				

RPI S Opponent	Score	RPI S Opponent	Score	RPI S Opponent	Score	RPI S Opponent	Score	Team's RPI: 195
17 A DePaul	56 61	29 A Marquette	74 79	67 A Villanova	43 61	154 A Brown	70 77	
17 H DePaul	55 64	29 H Marquette	66 64	67 H Villanova	59 64	176 A Boston College	53 57	
23 A Creighton	57 88			70 A Georgetown	70 72	184 A Hartford	77 65	
23 H Creighton	51 58			70 H Georgetown	39 71	194 A Columbia	64 66	
				71 A St. John's (NY)	50 60	199 A Seton Hall	43 55	
				71 H St. John's (NY)	47 71	199 H Seton Hall	74 57	
						199 N Seton Hall	60 73	
						207 A Xavier	57 67	
						207 H Xavier	51 54	
						211 H Binghamton	71 58	
						218 A Monmouth	62 58	
						219 A UNCW	65 49	
						244 N Bryant	62 51	
						249 N Miami (OH)	75 59	
						259 A Butler	64 58	
						259 H Butler	68 51	
						275 H Colgate	92 85	
						305 H North Dakota St.	86 63	
LAST 12 Division I GAMES:								
199 N Seton Hall	60 73	67 A Villanova	43 61					
207 A Xavier	57 67	70 A Georgetown	70 72					
259 A Butler	64 58	17 H DePaul	55 64					
199 H Seton Hall	74 57	29 H Marquette	66 64					
71 H St. John's (NY)	47 71	71 A St. John's (NY)	50 60					
23 A Creighton	57 88	199 A Seton Hall	43 55					

Non-Div I Games:

Providence

Loss, Non-Conf, S Site, H Home A Away N Neutral

Average RPI Win:	153	WON-LOST	WINNING	LAST 10	STRENGTH OF	OPP. STRENGTH	TEAM	ADJ.	CONF.	ADJ CONF.
Average RPI Loss:	63	RECORD	PCT. RANK	GAMES	SCHEDULE	OF SCHEDULE	RPI	RPI	RPI	RPI
DIV. I ONLY	22- 12	96	7- 3	62	71	58	58	6	6	
DIV. I NON-CONF.	9- 5	112	0- 0	177	96	131	131	6	6	
TOTALS	RPI 1-25	RPI 26-50	W-L RECORDS	RPI 51-100	RPI 101-150	RPI 150+				
22- 12	0- 3	4- 2	OVERALL	5- 5	1- 1	12- 1				
10- 5	0- 1	2- 2	HOME	3- 1	0- 0	5- 1				
7- 4	0- 0	1- 0	AWAY	1- 3	1- 1	4- 0				
5- 3	0- 2	1- 0	NEUTRAL	1- 1	0- 0	3- 0				
9- 5	0- 1	1- 0	NON-CONFERENCE	0- 2	1- 1	7- 1				
5- 2	0- 0	1- 0	HOME	0- 1	0- 0	4- 1				
2- 1	0- 0	0- 0	AWAY	0- 0	1- 1	1- 0				
2- 2	0- 1	0- 0	NEUTRAL	0- 1	0- 0	2- 0				
13- 7	0- 2	3- 2	CONFERENCE	5- 3	0- 0	5- 0				
5- 3	0- 1	1- 2	HOME	3- 0	0- 0	1- 0				
5- 3	0- 0	1- 0	AWAY	1- 3	0- 0	3- 0				
3- 1	0- 1	0- 0	NEUTRAL	1- 0	0- 0	1- 0				

RPI S	Opponent	Score	RPI S	Opponent	Score	RPI S	Opponent	Score	RPI S	Opponent	Score
6 N	Stanford	69 78	27 H	Ohio St.	56 61	51 A	Indiana	60 74	123 A	Ball St.	58 42
16 H	Maryland	70 85	27 N	Ohio St.	71 60	51 N	Indiana	66 60	128 A	Maine	47 67
16 N	Maryland	64 74	42 A	Michigan St.	76 66	63 H	IUPUI	62 67	160 N	Northeastern	79 54
			42 H	Michigan St.	66 54	64 H	Iowa	72 52	163 A	Pittsburgh	67 61
			43 H	Central Mich.	62 51	67 N	Villanova	44 58	173 N	Wichita St.	86 49
			46 H	Michigan	62 72	69 A	Northwestern	60 76	178 H	Southern Ill.	61 64
						69 H	Northwestern	61 59	196 H	Nebraska	88 45
						73 A	Minnesota	67 54	208 A	Illinois	72 64
						87 A	Penn St.	73 79	208 N	Illinois	72 58
						87 H	Penn St.	64 51	210 A	Wisconsin	79 57
									224 A	Rutgers	55 42
									275 H	Colgate	71 51
									284 H	Eastern Mich.	77 50
									315 H	USC Upstate	71 41
									335 H	N.C. Central	61 27
LAST 12 Division I GAMES:											
16 N	Maryland	64 74	64 H	Iowa	72 52						
27 N	Ohio St.	71 60	224 A	Rutgers	55 42						
51 N	Indiana	66 60	87 A	Penn St.	73 79						
208 N	Illinois	72 58	46 H	Michigan	62 72						
69 H	Northwestern	61 59	208 A	Illinois	72 64						
73 A	Minnesota	67 54	16 H	Maryland	70 85						

Non-Div I Games:

Purdue

■ Loss,
 ■ Non-Conf, S Site,
 ■ Home
 ■ Away
 N Neutral

Quinnipiac

Through Games Of March 12, 2017

Average RPI Win:	198	WON-LOST	WINNING	LAST 10	STRENGTH OF	OPP. STRENGTH	TEAM	ADJ.	CONF.	ADJ CONF.
Average RPI Loss:	99	RECORD	PCT. RANK	GAMES	SCHEDULE	OF SCHEDULE	RPI	RPI	RPI	RPI
DIV. I ONLY	27- 6	17	10- 0	105	194	32	32	19	19	
DIV. I NON-CONF.	7- 3	83	0- 0	7	88	12	12	17	17	
TOTALS	RPI 1-25	RPI 26-50	W-L RECORDS	RPI 51-100	RPI 101-150	RPI 150+				
27- 6	0- 2	1- 1	OVERALL	1- 0	7- 1	18- 2				
12- 1	0- 0	0- 1	HOME	1- 0	2- 0	9- 0				
10- 4	0- 0	1- 0	AWAY	0- 0	1- 0	8- 1				
5- 1	0- 1	0- 0	NEUTRAL	0- 0	4- 0	1- 0				
7- 3	0- 2	1- 1	NON-CONFERENCE	1- 0	2- 0	3- 0				
2- 1	0- 0	0- 1	HOME	1- 0	0- 0	1- 0				
3- 1	0- 1	1- 0	AWAY	0- 0	0- 0	2- 0				
2- 1	0- 1	0- 0	NEUTRAL	0- 0	2- 0	0- 0				
20- 3	0- 0	0- 0	CONFERENCE	0- 0	5- 1	15- 2				
10- 0	0- 0	0- 0	HOME	0- 0	2- 0	8- 0				
7- 3	0- 0	0- 0	AWAY	0- 0	1- 1	6- 2				
3- 0	0- 0	0- 0	NEUTRAL	0- 0	2- 0	1- 0				

RPI 1-25				RPI 26-50				Team's RPI: 32	RPI 51-100				RPI 101+			
RPI	S	Opponent	Score	RPI	S	Opponent	Score		RPI	S	Opponent	Score	RPI	S	Opponent	Score
4	N	Oregon St.	60 75	33	A	Dayton	63 60		80	H	FGCU	66 56	109	A	Rider	91 79
18	A	Temple	68 71	42	H	Michigan St.	54 71						109	H	Rider	79 53
													109	N	Rider	81 73
													111	N	Long Beach St.	63 60
													137	N	New Mexico St.	49 46
													148	A	Iona	44 58
													148	H	Iona	53 45
													148	N	Iona	64 59
													160	H	Northeastern	76 59
													165	A	Fairfield	52 65
													165	H	Fairfield	60 55
													177	A	Siena	76 60
													177	H	Siena	73 47
													184	A	Hartford	82 59
													218	A	Monmouth	58 61
													218	H	Monmouth	74 54
													231	A	Marist	70 36
													231	H	Marist	79 57
													254	A	Canisius	64 53
													254	H	Canisius	62 49
													254	N	Canisius	63 58
													265	A	Niagara	71 64
													265	H	Niagara	61 45
													279	A	Manhattan	69 49
													279	H	Manhattan	81 38
													318	A	Holy Cross	78 55
LAST 12 Division I GAMES:																
109	N	Rider	81 73	148	H	Iona	53 45									
148	N	Iona	64 59	177	A	Siena	76 60									
254	N	Canisius	63 58	231	H	Marist	79 57									
254	H	Canisius	62 49	218	H	Monmouth	74 54									
231	A	Marist	70 36	165	A	Fairfield	52 65									
279	A	Manhattan	69 49	148	A	Iona	44 58									

Non-Div I Games:

Quinnipiac

Loss, Non-Conf, S Site, H Home A Away N Neutral

RPI	S	Opponent	Score	
327	A	Saint Peter's	84	51
327	H	Saint Peter's	82	47

Q
u
i
n
n
i
p
i
a
c

Q
u
i
n
n
i
p
i
a
c

Quinnipiac

Average RPI Win:	254	WON-LOST	WINNING	LAST 10	STRENGTH OF	OPP. STRENGTH	TEAM	ADJ.	CONF.	ADJ CONF.
Average RPI Loss:	180	RECORD	PCT. RANK	GAMES	SCHEDULE	OF SCHEDULE	RPI	RPI	RPI	RPI
DIV. I ONLY	22- 8	49	8- 2	316	287	126	126	28	28	
DIV. I NON-CONF.	6- 3	97	0- 0	293	42	96	96	28	28	
TOTALS	RPI 1-25	RPI 26-50	W-L RECORDS	RPI 51-100	RPI 101-150	RPI 150+				
22- 8	0- 1	0- 0	OVERALL	1- 0	0- 1	21- 6				
11- 0	0- 0	0- 0	HOME	0- 0	0- 0	11- 0				
9- 7	0- 0	0- 0	AWAY	1- 0	0- 1	8- 1				
2- 1	0- 0	0- 0	NEUTRAL	0- 0	0- 0	2- 1				
6- 3	0- 1	0- 0	NON-CONFERENCE	1- 0	0- 1	5- 1				
2- 0	0- 0	0- 0	HOME	0- 0	0- 0	2- 0				
4- 3	0- 1	0- 0	AWAY	1- 0	0- 1	3- 1				
0- 0	0- 0	0- 0	NEUTRAL	0- 0	0- 0	0- 0				
16- 5	0- 0	0- 0	CONFERENCE	0- 0	0- 0	16- 5				
9- 0	0- 0	0- 0	HOME	0- 0	0- 0	9- 0				
5- 4	0- 0	0- 0	AWAY	0- 0	0- 0	5- 4				
2- 1	0- 0	0- 0	NEUTRAL	0- 0	0- 0	2- 1				

RPI S	Opponent	Score	RPI S	Opponent	Score	RPI S	Opponent	Score	RPI S	Opponent	Score	Team's RPI: 126
14	A Kentucky	36 59				88	A Wake Forest	68 60	105	A Virginia Tech	52 71	
									192	A Campbell	61 42	
									192	H Campbell	49 48	
									193	A George Mason	56 70	
									197	A UNC Asheville	64 62	
									197	H UNC Asheville	76 73	
									197	N UNC Asheville	48 49	
									198	A UNCG	70 54	
									216	A Appalachian St.	57 54	
									222	A Presbyterian	54 58	
									222	H Presbyterian	60 50	
									233	A High Point	64 74	
									233	H High Point	59 56	
									234	A Liberty	48 49	
									234	H Liberty	76 68	
									240	A Charleston So.	45 57	
									240	H Charleston So.	67 59	
									240	N Charleston So.	53 50	
									277	A Davidson	44 40	
									278	H Western Caro.	67 39	
									282	H Tennessee Tech	79 46	
									312	A Gardner-Webb	51 42	
									312	H Gardner-Webb	67 57	
									312	N Gardner-Webb	54 51	
									342	A Longwood	74 34	
									342	H Longwood	73 55	
LAST 12 Division I GAMES:												
			197	N UNC Asheville	48 49		312	A Gardner-Webb	51 42			
			240	N Charleston So.	53 50		222	H Presbyterian	60 50			
			312	N Gardner-Webb	54 51		342	A Longwood	74 34			
			233	A High Point	64 74		240	H Charleston So.	67 59			
			192	H Campbell	49 48		234	A Liberty	48 49			
			197	H UNC Asheville	76 73		345	H Winthrop	74 49			

Non-Div I Games: Concord 78 51 Davis & Elkins 67 57

Radford

■ Loss,
 ■ Non-Conf,
 ■ S Site,
 ■ Home
 ■ A Away
 N Neutral

R
a
d
f
o
r
d

RPI S Opponent Score

Through Games Of March 12, 2017

RPI	S	Opponent	Score	
345	A	Winthrop	60	50
345	H	Winthrop	74	49

R
a
d
f
o
r
d

Radford

Rhode Island

Through Games Of March 12, 2017

Average RPI Win:	234	WON-LOST	WINNING	LAST 10	STRENGTH OF	OPP. STRENGTH	TEAM	ADJ.	CONF.	ADJ CONF.
Average RPI Loss:	151	RECORD	PCT. RANK	GAMES	SCHEDULE	OF SCHEDULE	RPI	RPI	RPI	RPI
DIV. I ONLY	6- 23	316	2- 8	196	137	301	301	12	12	
DIV. I NON-CONF.	4- 8	230	0- 0	183	152	231	231	12	12	
TOTALS	RPI 1-25	RPI 26-50	W-L RECORDS	RPI 51-100	RPI 101-150	RPI 150+				
6- 23	0- 0	0- 5	OVERALL	0- 2	1- 4	5- 12				
4- 9	0- 0	0- 2	HOME	0- 2	1- 2	3- 3				
2- 13	0- 0	0- 3	AWAY	0- 0	0- 2	2- 8				
0- 1	0- 0	0- 0	NEUTRAL	0- 0	0- 0	0- 1				
4- 8	0- 0	0- 4	NON-CONFERENCE	0- 0	0- 0	4- 4				
2- 3	0- 0	0- 2	HOME	0- 0	0- 0	2- 1				
2- 4	0- 0	0- 2	AWAY	0- 0	0- 0	2- 2				
0- 1	0- 0	0- 0	NEUTRAL	0- 0	0- 0	0- 1				
2- 15	0- 0	0- 1	CONFERENCE	0- 2	1- 4	1- 8				
2- 6	0- 0	0- 0	HOME	0- 2	1- 2	1- 2				
0- 9	0- 0	0- 1	AWAY	0- 0	0- 2	0- 6				
0- 0	0- 0	0- 0	NEUTRAL	0- 0	0- 0	0- 0				

RPI 1-25				RPI 26-50				RPI 51-100				RPI 101+				Team's RPI: 301	
RPI	S	Opponent	Score	RPI	S	Opponent	Score	RPI	S	Opponent	Score	RPI	S	Opponent	Score		
				31	A	Syracuse	49 95	54	H	George Washington	44 72	116	A	Saint Joseph's	51 77		
				33	A	Dayton	51 81	94	H	Saint Louis	50 68	116	H	Saint Joseph's	49 75		
				42	H	Michigan St.	48 85					119	H	Fordham	69 74		
				44	A	Toledo	50 65					124	H	Duquesne	71 69		
				50	H	Penn	43 75					147	A	VCU	57 68		
												154	A	Brown	65 76		
												165	A	Fairfield	72 65		
												170	A	La Salle	51 70		
												170	H	La Salle	49 58		
												190	A	Kansas	36 72		
												193	A	George Mason	51 60		
												220	H	Dartmouth	52 62		
												228	H	Samford	78 63		
												229	A	Richmond	51 67		
												229	H	Richmond	53 58		
												231	H	Marist	82 61		
												244	N	Bryant	56 62		
												247	A	St. Bonaventure	69 78		
												277	A	Davidson	64 74		
												311	A	Massachusetts	67 68		
												311	H	Massachusetts	53 50		
												343	A	UMass Lowell	64 57		
LAST 12 Division I GAMES:																	
				116	A	Saint Joseph's	51 77	229	A	Richmond	51 67						
				311	H	Massachusetts	53 50	170	H	La Salle	49 58						
				124	H	Duquesne	71 69	33	A	Dayton	51 81						
				193	A	George Mason	51 60	116	H	Saint Joseph's	49 75						
				277	A	Davidson	64 74	94	H	Saint Louis	50 68						
				54	H	George Washington	44 72	147	A	VCU	57 68						

Non-Div I Games:

Rhode Island

■ Loss,
 ■ Non-Conf,
 ■ S Site,
 ■ H Home
 ■ A Away
 N Neutral

Average RPI Win:	251	WON-LOST	WINNING	LAST 10	STRENGTH OF	OPP. STRENGTH	TEAM	ADJ.	CONF.	ADJ CONF.
Average RPI Loss:	113	RECORD	PCT. RANK	GAMES	SCHEDULE	OF SCHEDULE	RPI	RPI	RPI	RPI
DIV. I ONLY	17- 13	123	6- 4	227	189	157	157	14	14	
DIV. I NON-CONF.	8- 2	49	0- 0	327	327	115	115	16	16	
TOTALS	RPI 1-25	RPI 26-50	W-L RECORDS	RPI 51-100	RPI 101-150	RPI 150+				
17- 13	0- 0	0- 2	OVERALL	0- 3	2- 6	15- 2				
8- 5	0- 0	0- 1	HOME	0- 0	1- 3	7- 1				
8- 7	0- 0	0- 1	AWAY	0- 2	1- 3	7- 1				
1- 1	0- 0	0- 0	NEUTRAL	0- 1	0- 0	1- 0				
8- 2	0- 0	0- 1	NON-CONFERENCE	0- 1	0- 0	8- 0				
4- 0	0- 0	0- 0	HOME	0- 0	0- 0	4- 0				
4- 2	0- 0	0- 1	AWAY	0- 1	0- 0	4- 0				
0- 0	0- 0	0- 0	NEUTRAL	0- 0	0- 0	0- 0				
9- 11	0- 0	0- 1	CONFERENCE	0- 2	2- 6	7- 2				
4- 5	0- 0	0- 1	HOME	0- 0	1- 3	3- 1				
4- 5	0- 0	0- 0	AWAY	0- 1	1- 3	3- 1				
1- 1	0- 0	0- 0	NEUTRAL	0- 1	0- 0	1- 0				

RPI S	Opponent	Score	RPI S	Opponent	Score	RPI S	Opponent	Score	RPI S	Opponent	Score	Team's RPI: 157
35	H Western Ky.	75 80	37	A LSU	55 66	81	A Oklahoma St.	51 65	102	A Southern Miss.	60 79	
						85	A Middle Tenn.	61 71	102	H Southern Miss.	76 68	
						85	N Middle Tenn.	59 61	120	A Charlotte	55 52	
									120	H Charlotte	51 69	
									136	A Old Dominion	66 81	
									136	H Old Dominion	47 59	
									139	A Louisiana Tech	51 62	
									139	H Louisiana Tech	67 70	
									169	A Texas Southern	52 49	
									186	A North Texas	51 49	
									186	H North Texas	69 77	
									188	A UTSA	66 61	
									188	N UTSA	75 63	
									191	A UAB	61 62	
									245	H Grand Canyon	64 50	
									250	H Marshall	84 74	
									266	H A&M-Corpus Christi	70 36	
									268	H Prairie View	68 57	
									302	A UTEP	80 76	
									309	H FIU	74 55	
									331	A La.-Monroe	93 50	
									333	A Incarnate Word	60 43	
									337	A Houston Baptist	79 53	
									338	H Fla. Atlantic	89 55	
									340	H Sam Houston St.	77 51	
LAST 12 Division I GAMES:												
			85	N Middle Tenn.	59 61		302	A UTEP	80 76			
			188	N UTSA	75 63		188	A UTSA	66 61			
			35	H Western Ky.	75 80		338	H Fla. Atlantic	89 55			
			250	H Marshall	84 74		309	H FIU	74 55			
			139	A Louisiana Tech	51 62		186	H North Texas	69 77			
			102	A Southern Miss.	60 79		120	A Charlotte	55 52			

Non-Div I Games: Huston-Tillotson 96 62

Rice

■ Loss,
■ Non-Conf,
■ S Site,
■ H Home
■ A Away
N Neutral

Average RPI Win: 265	WON-LOST	WINNING	LAST 10	STRENGTH OF	OPP. STRENGTH	TEAM	ADJ.	CONF.	ADJ CONF.
Average RPI Loss: 127	RECORD	PCT. RANK	GAMES	SCHEDULE	OF SCHEDULE	RPI	RPI	RPI	RPI
DIV. I ONLY	13- 17	209	4- 6	263	164	229	229	12	12
DIV. I NON-CONF.	6- 7	182	0- 0	257	279	243	243	12	12
TOTALS	RPI 1-25	RPI 26-50	W-L RECORDS	RPI 51-100	RPI 101-150	RPI 150+			
13- 17	0- 0	0- 2	OVERALL	0- 3	1- 6	12- 6			
6- 8	0- 0	0- 1	HOME	0- 2	1- 1	5- 4			
5- 8	0- 0	0- 1	AWAY	0- 1	0- 5	5- 1			
2- 1	0- 0	0- 0	NEUTRAL	0- 0	0- 0	2- 1			
6- 7	0- 0	0- 1	NON-CONFERENCE	0- 1	0- 1	6- 4			
2- 4	0- 0	0- 1	HOME	0- 1	0- 0	2- 2			
2- 2	0- 0	0- 0	AWAY	0- 0	0- 1	2- 1			
2- 1	0- 0	0- 0	NEUTRAL	0- 0	0- 0	2- 1			
7- 10	0- 0	0- 1	CONFERENCE	0- 2	1- 5	6- 2			
4- 4	0- 0	0- 0	HOME	0- 1	1- 1	3- 2			
3- 6	0- 0	0- 1	AWAY	0- 1	0- 4	3- 0			
0- 0	0- 0	0- 0	NEUTRAL	0- 0	0- 0	0- 0			














































RPI S	Opponent	Score	RPI S	Opponent	Score	RPI S	Opponent	Score	RPI S	Opponent	Score	Team's RPI: 229
33	A Dayton	39 55	53	H Virginia	56 63	116	H Saint Joseph's	70 52				
50	H Penn	44 47	54	H George Washington	44 63	119	A Fordham	41 67				
			94	A Saint Louis	66 73	124	A Duquesne	61 73				
						125	A William & Mary	39 67				
						147	A VCU	64 72				
						147	A VCU	55 62				
						147	H VCU	55 57				
						151	A Hampton	45 72				
						170	H La Salle	58 63				
						172	H East Carolina	60 71				
						180	N Cleveland St.	65 69				
						193	A George Mason	70 58				
						193	H George Mason	50 54				
						194	H Columbia	58 65				
						216	H Appalachian St.	55 46				
						234	N Liberty	63 54				
						247	H St. Bonaventure	61 54				
						255	A Furman	54 48				
						277	A Davidson	61 52				
						301	A Rhode Island	58 53				
						301	H Rhode Island	67 51				
						311	H Massachusetts	56 45				
						324	N Florida A&M	64 51				
						330	H Morgan St.	54 37				
						338	A Fla. Atlantic	77 67				
LAST 12 Division I GAMES:												
147	A VCU	64 72	301	H Rhode Island	67 51							
54	H George Washington	44 63	147	H VCU	55 57							
94	A Saint Louis	66 73	277	A Davidson	61 52							
311	H Massachusetts	56 45	124	A Duquesne	61 73							
193	A George Mason	70 58	193	H George Mason	50 54							
33	A Dayton	39 55	170	H La Salle	58 63							

Non-Div I Games:

Richmond



■ Loss,
 ■ Non-Conf,
 ■ S Site,
 ■ Home
 ■ A Away
 N Neutral

Average RPI Win: 233	WON-LOST	WINNING	LAST 10	STRENGTH OF	OPP. STRENGTH	TEAM	ADJ.	CONF.	ADJ CONF.
Average RPI Loss: 121	RECORD	PCT. RANK	GAMES	SCHEDULE	OF SCHEDULE	RPI	RPI	RPI	RPI
DIV. I ONLY	24- 8	36	8- 2	274	212	109	109	19	19
DIV. I NON-CONF.	6- 3	97	0- 0	326	215	162	162	17	17
TOTALS	RPI 1-25	RPI 26-50	W-L RECORDS	RPI 51-100	RPI 101-150	RPI 150+			
24- 8	0- 0	0- 3	OVERALL	0- 1	3- 0	21- 4			
11- 2	0- 0	0- 1	HOME	0- 0	1- 0	10- 1			
11- 4	0- 0	0- 1	AWAY	0- 1	2- 0	9- 2			
2- 2	0- 0	0- 1	NEUTRAL	0- 0	0- 0	2- 1			
6- 3	0- 0	0- 0	NON-CONFERENCE	0- 1	1- 0	5- 2			
3- 0	0- 0	0- 0	HOME	0- 0	0- 0	3- 0			
3- 2	0- 0	0- 0	AWAY	0- 1	1- 0	2- 1			
0- 1	0- 0	0- 0	NEUTRAL	0- 0	0- 0	0- 1			
18- 5	0- 0	0- 3	CONFERENCE	0- 0	2- 0	16- 2			
8- 2	0- 0	0- 1	HOME	0- 0	1- 0	7- 1			
8- 2	0- 0	0- 1	AWAY	0- 0	1- 0	7- 1			
2- 1	0- 0	0- 1	NEUTRAL	0- 0	0- 0	2- 0			

RPI S	Opponent	Score	RPI S	Opponent	Score	RPI S	Opponent	Score	RPI S	Opponent	Score	Team's RPI: 109
			32  Quinnipiac	53  79	97  UCF	30  49	103  Princeton	70 62				
			32  Quinnipiac	79  91			148  Iona	52 36				
			32 N Quinnipiac	73  81			148  Iona	85 65				
							165  Fairfield	49  53				
							165  Fairfield	67  68				
							165 N Fairfield	49 36				
							170  La Salle	74 61				
							177  Siena	62 61				
							177  Siena	72 70				
							199  Seton Hall	81  89				
							213  Towson	79 75				
							218  Monmouth	71 69				
							218  Monmouth	75 63				
							218 N Monmouth	67 51				
							231  Marist	69 56				
							231  Marist	65 46				
							247 N St. Bonaventure	47  60				
							254  Canisius	71 70				
							254  Canisius	61 50				
							265  Niagara	78 58				
							265  Niagara	62 41				
							279  Manhattan	53 36				
							279  Manhattan	73 64				
							298  Lafayette	76 58				
							308  Lehigh	75 68				
							324  St. Francis Brooklyn	77 60				
LAST 12 Division I GAMES:												
			32 N Quinnipiac	73  81	231  Marist	65 46						
			165 N Fairfield	49 36	254  Canisius	61 50						
			218 N Monmouth	67 51	148  Iona	52 36						
			165  Fairfield	49  53	177  Siena	72 70						
			265  Niagara	62 41	218  Monmouth	71 69						
			218  Monmouth	75 63	327  Saint Peter's	47 46						

Non-Div I Games:

Rider

 Loss,
  Non-Conf, S Site,
  Home
  Away
 N Neutral

R
i
d
e
r

Rider
RPI S Opponent Score

Through Games Of March 12, 2017

RPI	S	Opponent	Score	
327	A	Saint Peter's	56	43
327	H	Saint Peter's	47	46

R
i
d
e
r

Rider

Average RPI Win:	289	WON-LOST	WINNING	LAST 10	STRENGTH OF	OPP. STRENGTH	TEAM	ADJ.	CONF.	ADJ CONF.
Average RPI Loss:	197	RECORD	PCT. RANK	GAMES	SCHEDULE	OF SCHEDULE	RPI	RPI	RPI	RPI
DIV. I ONLY	21- 10	77	9- 1	334	336	181	181	31	31	
DIV. I NON-CONF.	4- 6	209	0- 0	247	201	202	202	32	32	
TOTALS	RPI 1-25	RPI 26-50	W-L RECORDS	RPI 51-100	RPI 101-150	RPI 150+				
21- 10	0- 0	0- 0	OVERALL	1- 1	0- 3	20- 6				
11- 3	0- 0	0- 0	HOME	0- 0	0- 0	11- 3				
10- 6	0- 0	0- 0	AWAY	1- 1	0- 2	9- 3				
0- 1	0- 0	0- 0	NEUTRAL	0- 0	0- 1	0- 0				
4- 6	0- 0	0- 0	NON-CONFERENCE	1- 1	0- 3	3- 2				
1- 1	0- 0	0- 0	HOME	0- 0	0- 0	1- 1				
3- 4	0- 0	0- 0	AWAY	1- 1	0- 2	2- 1				
0- 1	0- 0	0- 0	NEUTRAL	0- 0	0- 1	0- 0				
17- 4	0- 0	0- 0	CONFERENCE	0- 0	0- 0	17- 4				
10- 2	0- 0	0- 0	HOME	0- 0	0- 0	10- 2				
7- 2	0- 0	0- 0	AWAY	0- 0	0- 0	7- 2				
0- 0	0- 0	0- 0	NEUTRAL	0- 0	0- 0	0- 0				

RPI 1-25			RPI 26-50			RPI 51-100			RPI 101+			Team's RPI: 181
RPI	S	Opponent	Score	RPI	S	Opponent	Score	RPI	S	Opponent	Score	
						64 A Iowa	60 81	112 N Stetson		60 68		
						96 A Kent St.	68 65	115 A Vanderbilt		59 75		
								138 A Delaware		65 67		
								202 A Sacred Heart		59 69		
								202 H Sacred Heart		66 56		
								218 H Monmouth		56 69		
								226 H Howard		59 42		
								242 A Saint Francis (PA)		70 68		
								242 H Saint Francis (PA)		55 70		
								244 A Bryant		59 62		
								244 H Bryant		65 52		
								244 H Bryant		62 46		
								289 A Mt. St. Mary's		50 44		
								289 H Mt. St. Mary's		70 58		
								298 A Lafayette		62 51		
								306 A Central Conn. St.		62 39		
								306 H Central Conn. St.		55 46		
								306 H Central Conn. St.		70 62		
								309 A FIU		57 59		
								324 A St. Francis Brooklyn		61 54		
								324 H St. Francis Brooklyn		49 56		
								330 A Morgan St.		58 44		
								336 A LIU Brooklyn		64 54		
								336 H LIU Brooklyn		83 42		
								339 A Fairleigh Dickinson		66 64		
								339 H Fairleigh Dickinson		68 35		
LAST 12 Division I GAMES:												
244	H	Bryant	65 52	306	A	Central Conn. St.	62 39					
306	H	Central Conn. St.	70 62	289	H	Mt. St. Mary's	70 58					
339	H	Fairleigh Dickinson	68 35	341	H	Wagner	74 41					
339	H	Fairleigh Dickinson	62 48	336	A	LIU Brooklyn	64 54					
202	H	Sacred Heart	66 56	324	A	St. Francis Brooklyn	61 54					
244	A	Bryant	59 62	242	A	Saint Francis (PA)	70 68					

Non-Div I Games: Point Park 69 52

Robert Morris

Loss, Non-Conf, S Site, H Home A Away N Neutral

RPI	S	Opponent	Score	
339	H	Fairleigh Dickinson	62	48
341	A	Wagner	82	63
341	H	Wagner	74	41

R
o
b
e
r
t
M
o
r
r
i
s

R
o
b
e
r
t
M
o
r
r
i
s

Robert Morris

Average RPI Win:	141	WON-LOST	WINNING	LAST 10	STRENGTH OF	OPP. STRENGTH	TEAM	ADJ.	CONF.	ADJ CONF.
Average RPI Loss:	84	RECORD	PCT. RANK	GAMES	SCHEDULE	OF SCHEDULE	RPI	RPI	RPI	RPI
DIV. I ONLY	6- 24	320	0- 10	41	54	224	224	6	6	
DIV. I NON-CONF.	3- 10	280	0- 0	12	37	180	180	6	6	
TOTALS	RPI 1-25	RPI 26-50	W-L RECORDS	RPI 51-100	RPI 101-150	RPI 150+				
6- 24	0- 4	1- 3	OVERALL	2- 11	0- 1	3- 5				
6- 9	0- 2	1- 2	HOME	2- 5	0- 0	3- 0				
0- 14	0- 2	0- 1	AWAY	0- 6	0- 1	0- 4				
0- 1	0- 0	0- 0	NEUTRAL	0- 0	0- 0	0- 1				
3- 10	0- 3	0- 1	NON-CONFERENCE	1- 4	0- 1	2- 1				
3- 4	0- 2	0- 1	HOME	1- 1	0- 0	2- 0				
0- 6	0- 1	0- 0	AWAY	0- 3	0- 1	0- 1				
0- 0	0- 0	0- 0	NEUTRAL	0- 0	0- 0	0- 0				
3- 14	0- 1	1- 2	CONFERENCE	1- 7	0- 0	1- 4				
3- 5	0- 0	1- 1	HOME	1- 4	0- 0	1- 0				
0- 8	0- 1	0- 1	AWAY	0- 3	0- 0	0- 3				
0- 1	0- 0	0- 0	NEUTRAL	0- 0	0- 0	0- 1				

RPI 1-25				RPI 26-50				RPI 51-100				RPI 101+ Team's RPI: 224			
RPI	S	Opponent	Score	RPI	S	Opponent	Score	RPI	S	Opponent	Score	RPI	S	Opponent	Score
8	H	Duke	32 68	27	H	Ohio St.	45 73	51	H	Indiana	52 63	103	A	Princeton	34 64
16	A	Maryland	71 80	41	H	James Madison	76 82	53	A	Virginia	54 62	175	A	Houston	51 53
18	H	Temple	37 48	42	H	Michigan St.	62 58	58	H	Purdue	42 55	196	A	Nebraska	58 62
21	A	Elon	54 66	46	A	Michigan	50 63	62	H	Bucknell	57 53	199	H	Seton Hall	53 45
								64	A	Iowa	57 71	208	A	Illinois	41 78
								64	H	Iowa	59 71	210	A	Wisconsin	41 53
								68	H	Chattanooga	53 66	210	H	Wisconsin	68 52
								69	A	Northwestern	38 60	210	N	Wisconsin	55 61
								69	H	Northwestern	37 55	244	H	Bryant	50 42
								71	A	St. John's (NY)	39 65				
								73	A	Minnesota	46 80				
								87	H	Penn St.	61 45				
								88	A	Wake Forest	43 55				
LAST 12 Division I GAMES:															
210	N	Wisconsin	55 61	51	H	Indiana	52 63								
27	H	Ohio St.	45 73	64	A	Iowa	57 71								
69	A	Northwestern	38 60	69	H	Northwestern	37 55								
210	A	Wisconsin	41 53	16	A	Maryland	71 80								
58	H	Purdue	42 55	64	H	Iowa	59 71								
73	A	Minnesota	46 80	42	H	Michigan St.	62 58								

Non-Div I Games:

Rutgers

■ Loss,
 ■ Non-Conf,
 ■ S Site,
 ■ H Home
 ■ A Away
 N Neutral

Average RPI Win:	253	WON-LOST	WINNING	LAST 10	STRENGTH OF	OPP. STRENGTH	TEAM	ADJ.	CONF.	ADJ CONF.
Average RPI Loss:	108	RECORD	PCT. RANK	GAMES	SCHEDULE	OF SCHEDULE	RPI	RPI	RPI	RPI
DIV. I ONLY	22- 7	34	7- 3	207	301	89	89	27	27	
DIV. I NON-CONF.	6- 2	63	0- 0	161	195	49	49	27	27	
TOTALS	RPI 1-25	RPI 26-50	W-L RECORDS	RPI 51-100	RPI 101-150	RPI 150+				
22- 7	0- 1	0- 0	OVERALL	1- 4	4- 1	17- 1				
9- 2	0- 0	0- 0	HOME	0- 1	1- 1	8- 0				
11- 4	0- 1	0- 0	AWAY	1- 2	2- 0	8- 1				
2- 1	0- 0	0- 0	NEUTRAL	0- 1	1- 0	1- 0				
6- 2	0- 1	0- 0	NON-CONFERENCE	1- 1	1- 0	4- 0				
2- 0	0- 0	0- 0	HOME	0- 0	0- 0	2- 0				
4- 2	0- 1	0- 0	AWAY	1- 1	1- 0	2- 0				
0- 0	0- 0	0- 0	NEUTRAL	0- 0	0- 0	0- 0				
16- 5	0- 0	0- 0	CONFERENCE	0- 3	3- 1	13- 1				
7- 2	0- 0	0- 0	HOME	0- 1	1- 1	6- 0				
7- 2	0- 0	0- 0	AWAY	0- 1	1- 0	6- 1				
2- 1	0- 0	0- 0	NEUTRAL	0- 1	1- 0	1- 0				

RPI 1-25				RPI 26-50				RPI 51-100 Team's RPI: 89				RPI 101+			
RPI	S	Opponent	Score	RPI	S	Opponent	Score	RPI	S	Opponent	Score	RPI	S	Opponent	Score
22	A	Texas A&M	48 63					77	A	South Dakota	74 80	108	A	Abilene Christian	70 61
								82	A	Central Ark.	58 70	108	H	Abilene Christian	73 80
								82	H	Central Ark.	63 67	135	H	Lamar University	74 66
								82	N	Central Ark.	35 60	135	N	Lamar University	62 48
								91	A	UT Arlington	65 60	139	A	Louisiana Tech	60 58
												193	A	George Mason	77 76
												236	A	New Orleans	71 67
												236	H	New Orleans	88 61
												266	H	A&M-Corpus Christi	64 56
												268	H	Prairie View	88 64
												280	A	McNeese	96 65
												280	N	McNeese	77 63
												288	A	Coppin St.	72 57
												297	A	Nicholls St.	82 77
												297	H	Nicholls St.	80 55
												304	A	Northwestern St.	72 76
												304	H	Northwestern St.	80 67
												323	H	Montana	54 46
												329	A	Southeastern La.	92 62
												333	A	Incarinate Word	94 75
												337	H	Houston Baptist	86 49
												340	A	Sam Houston St.	83 65
												340	H	Sam Houston St.	64 49
LAST 12 Division I GAMES:															
				82	N	Central Ark.	35 60	236	A	New Orleans	71 67				
				135	N	Lamar University	62 48	329	A	Southeastern La.	92 62				
				280	N	McNeese	77 63	108	H	Abilene Christian	73 80				
				340	H	Sam Houston St.	64 49	135	H	Lamar University	74 66				
				304	H	Northwestern St.	80 67	297	A	Nicholls St.	82 77				
				82	A	Central Ark.	58 70	304	A	Northwestern St.	72 76				

Non-Div I Games: Okla. Panhandle 77 43 Tex. Permian Basin 89 70 LSU-Shreveport 93 56

SFA

Loss, Non-Conf, S Site, H Home A Away N Neutral

Average RPI Win:	269	WON-LOST	WINNING	LAST 10	STRENGTH OF	OPP. STRENGTH	TEAM	ADJ.	CONF.	ADJ CONF.
Average RPI Loss:	150	RECORD	PCT. RANK	GAMES	SCHEDULE	OF SCHEDULE	RPI	RPI	RPI	RPI
DIV. I ONLY	13- 17	209	6- 4	168	280	206	206	26	26	
DIV. I NON-CONF.	3- 9	275	0- 0	30	232	193	193	26	26	
TOTALS	RPI 1-25	RPI 26-50	W-L RECORDS	RPI 51-100	RPI 101-150	RPI 150+				
13- 17	0- 1	0- 1	OVERALL	0- 5	0- 2	13- 8				
8- 3	0- 0	0- 0	HOME	0- 1	0- 0	8- 2				
3- 10	0- 1	0- 1	AWAY	0- 3	0- 1	3- 4				
2- 4	0- 0	0- 0	NEUTRAL	0- 1	0- 1	2- 2				
3- 9	0- 1	0- 1	NON-CONFERENCE	0- 4	0- 2	3- 1				
2- 1	0- 0	0- 0	HOME	0- 1	0- 0	2- 0				
0- 5	0- 1	0- 1	AWAY	0- 2	0- 1	0- 0				
1- 3	0- 0	0- 0	NEUTRAL	0- 1	0- 1	1- 1				
10- 8	0- 0	0- 0	CONFERENCE	0- 1	0- 0	10- 7				
6- 2	0- 0	0- 0	HOME	0- 0	0- 0	6- 2				
3- 5	0- 0	0- 0	AWAY	0- 1	0- 0	3- 4				
1- 1	0- 0	0- 0	NEUTRAL	0- 0	0- 0	1- 1				

RPI 1-25				RPI 26-50				RPI 51-100				RPI 101+ Team's RPI: 206			
RPI	S	Opponent	Score	RPI	S	Opponent	Score	RPI	S	Opponent	Score	RPI	S	Opponent	Score
25	A	Missouri	60 72	38	A	South Dakota St.	49 82	57	A	Belmont	67 94	112	A	Stetson	68 78
								59	H	Western Ill.	74 76	115	N	Vanderbilt	63 73
								75	A	Northern Ill.	78 97	171	N	Bethune-Cookman	78 83
								77	N	South Dakota	68 75	178	H	Southern Ill.	60 59
								94	A	Saint Louis	49 90	179	A	Morehead St.	66 69
												221	A	UT Martin	70 68
												221	H	UT Martin	72 82
												252	H	Jacksonville St.	69 62
												253	H	Tennessee St.	73 52
												262	A	Austin Peay	62 85
												262	H	Austin Peay	76 69
												264	A	Murray St.	85 76
												264	H	Murray St.	77 84
												267	A	Southeast Mo. St.	74 78
												267	H	Southeast Mo. St.	70 69
												271	A	Eastern Ky.	63 75
												271	N	Eastern Ky.	58 61
												282	H	Tennessee Tech	60 49
												282	N	Tennessee Tech	77 69
												300	A	Eastern Ill.	75 59
												300	H	Eastern Ill.	68 52
												303	H	Illinois St.	92 80
												332	N	Utah Valley	71 64
LAST 12 Division I GAMES:															
				271	N	Eastern Ky.	58 61	267	A	Southeast Mo. St.	74 78				
				282	N	Tennessee Tech	77 69	252	H	Jacksonville St.	69 62				
				300	H	Eastern Ill.	68 52	57	A	Belmont	67 94				
				264	A	Murray St.	85 76	300	A	Eastern Ill.	75 59				
				262	H	Austin Peay	76 69	253	H	Tennessee St.	73 52				
				221	H	UT Martin	72 82	221	A	UT Martin	70 68				

Non-Div I Games: Mo.-St. Louis 59 49

SIUE

■ Loss,
 ■ Non-Conf,
 ■ S Site,
 ■ Home
 ■ A Away
 N Neutral

Average RPI Win:	280	WON-LOST	WINNING	LAST 10	STRENGTH OF	OPP. STRENGTH	TEAM	ADJ.	CONF.	ADJ CONF.
Average RPI Loss:	159	RECORD	PCT. RANK	GAMES	SCHEDULE	OF SCHEDULE	RPI	RPI	RPI	RPI
DIV. I ONLY	9- 20	273	2- 8	255	247	286	286	20	20	
DIV. I NON-CONF.	3- 7	250	0- 0	230	244	294	294	18	18	
TOTALS	RPI 1-25	RPI 26-50	W-L RECORDS	RPI 51-100	RPI 101-150	RPI 150+				
9- 20	0- 0	0- 0	OVERALL	0- 5	0- 8	9- 7				
5- 9	0- 0	0- 0	HOME	0- 3	0- 4	5- 2				
4- 8	0- 0	0- 0	AWAY	0- 2	0- 3	4- 3				
0- 3	0- 0	0- 0	NEUTRAL	0- 0	0- 1	0- 2				
3- 7	0- 0	0- 0	NON-CONFERENCE	0- 3	0- 2	3- 2				
2- 3	0- 0	0- 0	HOME	0- 2	0- 0	2- 1				
1- 2	0- 0	0- 0	AWAY	0- 1	0- 1	1- 0				
0- 2	0- 0	0- 0	NEUTRAL	0- 0	0- 1	0- 1				
6- 13	0- 0	0- 0	CONFERENCE	0- 2	0- 6	6- 5				
3- 6	0- 0	0- 0	HOME	0- 1	0- 4	3- 1				
3- 6	0- 0	0- 0	AWAY	0- 1	0- 2	3- 3				
0- 1	0- 0	0- 0	NEUTRAL	0- 0	0- 0	0- 1				

RPI 1-25			RPI 26-50			RPI 51-100			RPI 101+			Team's RPI: 286
RPI	S	Opponent	Score	RPI	S	Opponent	Score	RPI	S	Opponent	Score	
						56 A California	73 97	129 A Northern Colo.		88 95		
						65 A Montana St.	80 84	129 H Northern Colo.		74 102		
						65 H Montana St.	82 104	131 A North Dakota		71 94		
						83 H UC Davis	78 110	131 H North Dakota		78 92		
						92 H Southern California	95 111	134 H Eastern Wash.		65 72		
								137 N New Mexico St.		73 99		
								140 A San Francisco		80 91		
								150 H Idaho		58 72		
								153 A Idaho St.		60 79		
								182 H Hofstra		97 85		
								214 A Portland St.		77 68		
								214 H Portland St.		86 88		
								239 A Weber St.		60 66		
								239 N Weber St.		97 98		
								273 H Cal Poly		97 96		
								285 H Nevada		95 99		
								291 A Southern Utah		110 104		
								291 H Southern Utah		81 69		
								295 A Northern Ariz.		88 91		
								295 H Northern Ariz.		82 76		
								319 N Youngstown St.		94 102		
								323 A Montana		73 60		
								323 H Montana		99 69		
								328 A UC Irvine		78 70		
LAST 12 Division I GAMES:												
						239 N Weber St.	97 98	323 H Montana		99 69		
						129 H Northern Colo.	74 102	153 A Idaho St.		60 79		
						131 H North Dakota	78 92	239 A Weber St.		60 66		
						291 A Southern Utah	110 104	150 H Idaho		58 72		
						295 A Northern Ariz.	88 91	134 H Eastern Wash.		65 72		
						65 H Montana St.	82 104	214 A Portland St.		77 68		

Non-Div I Games: Stanislaus St. 102 72

Sacramento St.

Sacred Heart

Through Games Of March 12, 2017

Average RPI Win:	278	WON-LOST	WINNING	LAST 10	STRENGTH OF	OPP. STRENGTH	TEAM	ADJ.	CONF.	ADJ CONF.
Average RPI Loss:	196	RECORD	PCT. RANK	GAMES	SCHEDULE	OF SCHEDULE	RPI	RPI	RPI	RPI
DIV. I ONLY	17- 14	141	6- 4	287	338	202	202	31	31	
DIV. I NON-CONF.	3- 8	262	0- 0	85	234	196	196	32	32	
TOTALS	RPI 1-25	RPI 26-50	W-L RECORDS	RPI 51-100	RPI 101-150	RPI 150+				
17- 14	0- 0	0- 1	OVERALL	0- 3	0- 0	17- 10				
11- 4	0- 0	0- 1	HOME	0- 0	0- 0	11- 3				
6- 10	0- 0	0- 0	AWAY	0- 3	0- 0	6- 7				
0- 0	0- 0	0- 0	NEUTRAL	0- 0	0- 0	0- 0				
3- 8	0- 0	0- 1	NON-CONFERENCE	0- 3	0- 0	3- 4				
1- 3	0- 0	0- 1	HOME	0- 0	0- 0	1- 2				
2- 5	0- 0	0- 0	AWAY	0- 3	0- 0	2- 2				
0- 0	0- 0	0- 0	NEUTRAL	0- 0	0- 0	0- 0				
14- 6	0- 0	0- 0	CONFERENCE	0- 0	0- 0	14- 6				
10- 1	0- 0	0- 0	HOME	0- 0	0- 0	10- 1				
4- 5	0- 0	0- 0	AWAY	0- 0	0- 0	4- 5				
0- 0	0- 0	0- 0	NEUTRAL	0- 0	0- 0	0- 0				

RPI S	Opponent	Score	RPI S	Opponent	Score	RPI S	Opponent	Score	RPI S	Opponent	Score	Team's RPI: 202
49	H Harvard	60 68	60	A Iowa St.	56 76	154	H Brown	66 80				
			76	A New Hampshire	43 71	165	A Fairfield	56 44				
			98	A Buffalo	55 76	177	H Siena	62 58				
						181	A Robert Morris	56 66				
						181	H Robert Morris	69 59				
						184	A Hartford	64 81				
						211	A Binghamton	77 69				
						218	H Monmouth	54 65				
						242	A Saint Francis (PA)	69 83				
						242	H Saint Francis (PA)	73 63				
						244	A Bryant	65 53				
						244	H Bryant	66 59				
						244	H Bryant	68 75				
						289	A Mt. St. Mary's	59 61				
						289	H Mt. St. Mary's	49 45				
						306	A Central Conn. St.	50 67				
						306	H Central Conn. St.	82 61				
						308	A Lehigh	62 68				
						324	A St. Francis Brooklyn	81 74				
						324	H St. Francis Brooklyn	61 58				
						324	H St. Francis Brooklyn	90 69				
						336	A LIU Brooklyn	51 41				
						336	H LIU Brooklyn	66 48				
						339	A Fairleigh Dickinson	56 58				
						339	H Fairleigh Dickinson	68 60				
						341	A Wagner	70 56				
LAST 12 Division I GAMES:												
244	H Bryant	68 75	324	H St. Francis Brooklyn	61 58							
324	H St. Francis Brooklyn	90 69	306	H Central Conn. St.	82 61							
242	A Saint Francis (PA)	69 83	339	A Fairleigh Dickinson	56 58							
181	A Robert Morris	56 66	244	H Bryant	66 59							
339	H Fairleigh Dickinson	68 60	289	A Mt. St. Mary's	59 61							
336	A LIU Brooklyn	51 41	336	H LIU Brooklyn	66 48							

Non-Div I Games:

Sacred Heart

■ Loss,
 ■ Non-Conf,
 ■ S Site,
 ■ Home
 ■ A Away
 N Neutral

RPI	S	Opponent	Score
341	H	Wagner	62 52

Sacred Heart

Average RPI Win:	287	WON-LOST	WINNING	LAST 10	STRENGTH OF	OPP. STRENGTH	TEAM	ADJ.	CONF.	ADJ CONF.
Average RPI Loss:	213	RECORD	PCT. RANK	GAMES	SCHEDULE	OF SCHEDULE	RPI	RPI	RPI	RPI
DIV. I ONLY	16- 14	154	5- 5	325	337	242	242	31	31	
DIV. I NON-CONF.	3- 8	262	0- 0	211	284	264	264	32	32	
TOTALS	RPI 1-25	RPI 26-50	W-L RECORDS	RPI 51-100	RPI 101-150	RPI 150+				
16- 14	0- 0	0- 2	OVERALL	0- 0	0- 2	16- 10				
7- 6	0- 0	0- 0	HOME	0- 0	0- 1	7- 5				
9- 6	0- 0	0- 2	AWAY	0- 0	0- 1	9- 3				
0- 2	0- 0	0- 0	NEUTRAL	0- 0	0- 0	0- 2				
3- 8	0- 0	0- 2	NON-CONFERENCE	0- 0	0- 2	3- 4				
1- 2	0- 0	0- 0	HOME	0- 0	0- 1	1- 1				
2- 4	0- 0	0- 2	AWAY	0- 0	0- 1	2- 1				
0- 2	0- 0	0- 0	NEUTRAL	0- 0	0- 0	0- 2				
13- 6	0- 0	0- 0	CONFERENCE	0- 0	0- 0	13- 6				
6- 4	0- 0	0- 0	HOME	0- 0	0- 0	6- 4				
7- 2	0- 0	0- 0	AWAY	0- 0	0- 0	7- 2				
0- 0	0- 0	0- 0	NEUTRAL	0- 0	0- 0	0- 0				

[illegible]

Non-Div I Games:

Saint Francis (PA)

■ Loss, ■ Non-Conf, S Site, H Home A Away N Neutral

Saint Francis (PA)			
RPI	S	Opponent	Score

Through Games Of March 12, 2017

RPI	S	Opponent	Score	
341	A	Wagner	67	46
341	H	Wagner	71	87

Saint Francis (PA)

Saint Joseph's

Through Games Of March 12, 2017

Average RPI Win:	194	WON-LOST	WINNING	LAST 10	STRENGTH OF	OPP. STRENGTH	TEAM	ADJ.	CONF.	ADJ CONF.
Average RPI Loss:	92	RECORD	PCT. RANK	GAMES	SCHEDULE	OF SCHEDULE	RPI	RPI	RPI	RPI
DIV. I ONLY	17- 14	141	8- 2	66	126	116	116	12	12	
DIV. I NON-CONF.	3- 9	275	0- 0	19	104	166	166	12	12	
TOTALS	RPI 1-25	RPI 26-50	W-L RECORDS	RPI 51-100	RPI 101-150	RPI 150+				
17- 14	0- 1	1- 3	OVERALL	1- 5	4- 3	11- 2				
10- 5	0- 1	0- 1	HOME	0- 2	3- 0	7- 1				
6- 7	0- 0	1- 0	AWAY	1- 1	1- 1	3- 0				
1- 2	0- 0	0- 0	NEUTRAL	0- 1	0- 1	1- 0				
3- 9	0- 1	1- 2	NON-CONFERENCE	0- 4	0- 1	2- 1				
1- 5	0- 1	0- 1	HOME	0- 2	0- 0	1- 1				
2- 3	0- 0	1- 1	AWAY	0- 1	0- 1	1- 0				
0- 1	0- 0	0- 0	NEUTRAL	0- 1	0- 0	0- 0				
14- 5	0- 0	0- 1	CONFERENCE	1- 1	4- 2	9- 1				
9- 0	0- 0	0- 0	HOME	0- 0	3- 0	6- 0				
4- 4	0- 0	0- 1	AWAY	1- 1	1- 1	2- 1				
1- 1	0- 0	0- 0	NEUTRAL	0- 0	0- 1	1- 0				

RPI 1-25				RPI 26-50				RPI 51-100				RPI 101+ Team's RPI: 116			
RPI	S	Opponent	Score	RPI	S	Opponent	Score	RPI	S	Opponent	Score	RPI	S	Opponent	Score
18	H	Temple	70 86	33	A	Dayton	59 64	54	A	George Washington	44 53	119	A	Fordham	39 44
				41	H	James Madison	72 85	62	H	Bucknell	61 64	119	H	Fordham	47 44
				43	A	Central Mich.	71 73	67	H	Villanova	54 62	124	H	Duquesne	60 58
				50	A	Penn	57 53	78	A	Drexel	49 60	124	N	Duquesne	63 78
								90	N	BYU	56 71	147	A	VCU	80 70
								94	A	Saint Louis	66 63	147	H	VCU	64 58
												148	A	Iona	57 58
												152	A	New Mexico	79 67
												170	A	La Salle	75 55
												170	H	La Salle	67 58
												170	N	La Salle	66 48
												182	H	Hofstra	64 75
												193	H	George Mason	57 53
												229	A	Richmond	52 70
												247	H	St. Bonaventure	70 53
												277	H	Davidson	69 54
												301	A	Rhode Island	75 49
												301	H	Rhode Island	77 51
												311	H	Massachusetts	81 50
												321	H	NJIT	75 36
LAST 12 Division I GAMES:															
				124	N	Duquesne	63 78	170	H	La Salle	67 58				
				170	N	La Salle	66 48	119	A	Fordham	39 44				
				301	H	Rhode Island	77 51	94	A	Saint Louis	66 63				
				193	H	George Mason	57 53	124	H	Duquesne	60 58				
				277	H	Davidson	69 54	247	H	St. Bonaventure	70 53				
				147	A	VCU	80 70	301	A	Rhode Island	75 49				

Non-Div I Games:

Saint Joseph's

■ Loss,
 ■ Non-Conf,
 ■ S Site,
 ■ Home
 ■ A Away
 N Neutral

Saint Louis

Through Games Of March 12, 2017

Average RPI Win:	214	WON-LOST	WINNING	LAST 10	STRENGTH OF	OPP. STRENGTH	TEAM	ADJ.	CONF.	ADJ CONF.
Average RPI Loss:	98	RECORD	PCT. RANK	GAMES	SCHEDULE	OF SCHEDULE	RPI	RPI	RPI	RPI
DIV. I ONLY	24- 8	36	7- 3	259	112	94	94	12	12	
DIV. I NON-CONF.	10- 3	54	0- 0	323	165	128	128	12	12	
TOTALS	RPI 1-25	RPI 26-50	W-L RECORDS	RPI 51-100	RPI 101-150	RPI 150+				
24- 8	1- 0	0- 4	OVERALL	1- 0	5- 3	17- 1				
12- 3	1- 0	0- 1	HOME	1- 0	3- 1	7- 1				
11- 4	0- 0	0- 2	AWAY	0- 0	1- 2	10- 0				
1- 1	0- 0	0- 1	NEUTRAL	0- 0	1- 0	0- 0				
10- 3	1- 0	0- 1	NON-CONFERENCE	0- 0	1- 1	8- 1				
5- 1	1- 0	0- 0	HOME	0- 0	1- 0	3- 1				
5- 2	0- 0	0- 1	AWAY	0- 0	0- 1	5- 0				
0- 0	0- 0	0- 0	NEUTRAL	0- 0	0- 0	0- 0				
14- 5	0- 0	0- 3	CONFERENCE	1- 0	4- 2	9- 0				
7- 2	0- 0	0- 1	HOME	1- 0	2- 1	4- 0				
6- 2	0- 0	0- 1	AWAY	0- 0	1- 1	5- 0				
1- 1	0- 0	0- 1	NEUTRAL	0- 0	1- 0	0- 0				

RPI 1-25				RPI 26-50				RPI 51-100 Team's RPI: 94				RPI 101+			
RPI	S	Opponent	Score	RPI	S	Opponent	Score	RPI	S	Opponent	Score	RPI	S	Opponent	Score
25	H	Missouri	72 61	33	A	Dayton	62 68	54	H	George Washington	67 59	101	H	Washington St.	73 70
				33	H	Dayton	67 78					116	H	Saint Joseph's	63 66
				33	N	Dayton	65 75					119	H	Fordham	82 58
				48	A	Little Rock	43 56					119	N	Fordham	68 58
												124	A	Duquesne	65 94
												144	A	Tulsa	64 70
												147	A	VCU	62 48
												147	H	VCU	77 72
												170	A	La Salle	79 74
												193	H	George Mason	89 50
												204	A	Loyola Marymount	90 76
												206	H	SIUE	90 49
												229	H	Richmond	73 66
												232	A	Bradley	68 58
												247	A	St. Bonaventure	74 58
												247	H	St. Bonaventure	64 49
												251	H	Indiana St.	67 70
												267	A	Southeast Mo. St.	89 50
												271	H	Eastern Ky.	78 51
												277	A	Davidson	106 69
												299	A	Lipscomb	83 38
												301	A	Rhode Island	68 50
												311	A	Massachusetts	81 60
												311	H	Massachusetts	91 51
												328	A	UC Irvine	79 69
												330	H	Morgan St.	71 43
LAST 12 Division I GAMES:															
				33	N	Dayton	65 75	247	A	St. Bonaventure	74 58				
				119	N	Fordham	68 58	147	H	VCU	77 72				
				311	H	Massachusetts	91 51	116	H	Saint Joseph's	63 66				
				33	A	Dayton	62 68	311	A	Massachusetts	81 60				
				229	H	Richmond	73 66	119	H	Fordham	82 58				
				170	A	La Salle	79 74	54	H	George Washington	67 59				

Non-Div I Games:

Saint Louis

■ Loss,
 ■ Non-Conf,
 ■ S Site,
 ■ Home
 ■ A Away
 N Neutral

Saint Peter's

Through Games Of March 12, 2017

Average RPI Win:	278	WON-LOST	WINNING	LAST 10	STRENGTH OF	OPP. STRENGTH	TEAM	ADJ.	CONF.	ADJ CONF.
Average RPI Loss:	171	RECORD	PCT. RANK	GAMES	SCHEDULE	OF SCHEDULE	RPI	RPI	RPI	RPI
DIV. I ONLY	3- 27	342	0- 10	183	227	327	327	19	19	
DIV. I NON-CONF.	1- 8	314	0- 0	104	231	302	302	17	17	
TOTALS	RPI 1-25	RPI 26-50	W-L RECORDS	RPI 51-100	RPI 101-150	RPI 150+				
3- 27	0- 2	0- 2	OVERALL	0- 1	0- 5	3- 17				
2- 9	0- 0	0- 1	HOME	0- 0	0- 2	2- 6				
1- 14	0- 0	0- 0	AWAY	0- 0	0- 0	1- 1				
0- 4	0- 0	0- 0	NEUTRAL	0- 0	0- 1	0- 3				
1- 8	0- 2	0- 0	NON-CONFERENCE	0- 1	0- 1	1- 4				
1- 0	0- 0	0- 0	HOME	0- 0	0- 0	1- 0				
0- 5	0- 2	0- 0	AWAY	0- 1	0- 0	0- 2				
0- 3	0- 0	0- 0	NEUTRAL	0- 0	0- 1	0- 2				
2- 19	0- 0	0- 2	CONFERENCE	0- 0	0- 4	2- 13				
1- 9	0- 0	0- 1	HOME	0- 0	0- 2	1- 6				
1- 9	0- 0	0- 1	AWAY	0- 0	0- 2	1- 6				
0- 1	0- 0	0- 0	NEUTRAL	0- 0	0- 0	0- 1				

RPI 1-25				RPI 26-50				RPI 51-100				RPI 101+ Team's RPI: 327			
RPI	S	Opponent	Score	RPI	S	Opponent	Score	RPI	S	Opponent	Score	RPI	S	Opponent	Score
3	A	South Carolina	38 93	32	A	Quinnipiac	47 82	87	A	Penn St.	50 106	109	A	Rider	46 47
16	A	Maryland	49 101	32	H	Quinnipiac	51 84					109	H	Rider	43 56
												128	N	Maine	43 59
												148	A	Iona	50 51
												148	H	Iona	58 66
												151	N	Hampton	42 71
												154	A	Brown	71 80
												165	A	Fairfield	38 50
												165	H	Fairfield	39 56
												177	A	Siena	55 80
												177	H	Siena	60 76
												218	A	Monmouth	59 76
												218	H	Monmouth	42 58
												231	A	Marist	73 69
												231	H	Marist	58 66
												231	N	Marist	60 71
												254	A	Canisius	56 61
												254	H	Canisius	54 59
												256	N	Bowling Green	68 73
												265	A	Niagara	63 71
												265	H	Niagara	78 66
												279	A	Manhattan	44 57
												279	H	Manhattan	65 69
												324	A	St. Francis Brooklyn	52 58
												339	H	Fairleigh Dickinson	65 43
LAST 12 Division I GAMES:															
231	N	Marist	60 71	218	H	Monmouth	42 58								
177	H	Siena	60 76	165	A	Fairfield	38 50								
148	A	Iona	50 51	231	H	Marist	58 66								
265	A	Niagara	63 71	279	A	Manhattan	44 57								
254	A	Canisius	56 61	109	A	Rider	46 47								
165	H	Fairfield	39 56	279	H	Manhattan	65 69								

Non-Div I Games:

Saint Peter's

■ Loss,
 ■ Non-Conf,
 ■ S Site,
 ■ Home
 ■ A Away
 N Neutral

Average RPI Win:	323	WON-LOST	WINNING	LAST 10	STRENGTH OF	OPP. STRENGTH	TEAM	ADJ.	CONF.	ADJ CONF.
Average RPI Loss:	199	RECORD	PCT. RANK	GAMES	SCHEDULE	OF SCHEDULE	RPI	RPI	RPI	RPI
DIV. I ONLY	3- 24	338	2- 8	264	305	340	340	27	27	
DIV. I NON-CONF.	0- 9	335	0- 0	208	286	342	342	27	27	
TOTALS	RPI 1-25	RPI 26-50	W-L RECORDS	RPI 51-100	RPI 101-150	RPI 150+				
3- 24	0- 0	0- 1	OVERALL	0- 3	0- 4	3- 16				
3- 7	0- 0	0- 0	HOME	0- 1	0- 2	3- 4				
0- 16	0- 0	0- 1	AWAY	0- 1	0- 1	0- 9				
0- 1	0- 0	0- 0	NEUTRAL	0- 0	0- 0	0- 1				
0- 9	0- 0	0- 1	NON-CONFERENCE	0- 0	0- 0	0- 8				
0- 1	0- 0	0- 0	HOME	0- 0	0- 0	0- 1				
0- 7	0- 0	0- 1	AWAY	0- 0	0- 0	0- 6				
0- 1	0- 0	0- 0	NEUTRAL	0- 0	0- 0	0- 1				
3- 15	0- 0	0- 0	CONFERENCE	0- 3	0- 4	3- 8				
3- 6	0- 0	0- 0	HOME	0- 1	0- 2	3- 3				
0- 9	0- 0	0- 0	AWAY	0- 2	0- 2	0- 5				
0- 0	0- 0	0- 0	NEUTRAL	0- 0	0- 0	0- 0				

RPI S	Opponent	Score	RPI S	Opponent	Score	RPI S	Opponent	Score	RPI S	Opponent	Score	Team's RPI: 340
37	A LSU	41 89	82	A Central Ark.	48 75	108	A Abilene Christian	56 78				
			89	A SFA	49 64	108	H Abilene Christian	39 72				
			89	H SFA	65 83	135	A Lamar University	51 84				
						135	H Lamar University	44 70				
						157	A Rice	51 77				
						164	A TCU	37 81				
						168	A Texas St.	46 69				
						174	A Arkansas	39 71				
						236	A New Orleans	49 78				
						237	A UTRGV	50 78				
						237	H UTRGV	45 69				
						250	N Marshall	50 73				
						266	H A&M-Corpus Christi	37 63				
						268	A Prairie View	65 75				
						280	A McNeese	56 79				
						280	H McNeese	58 61				
						297	H Nicholls St.	59 66				
						304	A Northwestern St.	51 78				
						304	H Northwestern St.	92 73				
						329	H Southeastern La.	68 61				
						333	A Incarnate Word	55 82				
						337	A Houston Baptist	51 61				
						337	H Houston Baptist	78 63				
LAST 12 Division I GAMES:												
89	A SFA	49 64	337	H Houston Baptist	78 63							
280	H McNeese	58 61	135	A Lamar University	51 84							
108	H Abilene Christian	39 72	108	A Abilene Christian	56 78							
304	H Northwestern St.	92 73	89	H SFA	65 83							
333	A Incarnate Word	55 82	329	H Southeastern La.	68 61							
82	A Central Ark.	48 75	266	H A&M-Corpus Christi	37 63							

Non-Div I Games: Wiley 51 57

Sam Houston St.

Average RPI Win: 224	WON-LOST	WINNING	LAST 10	STRENGTH OF	OPP. STRENGTH	TEAM	ADJ.	CONF.	ADJ CONF.
Average RPI Loss: 139	RECORD	PCT. RANK	GAMES	SCHEDULE	OF SCHEDULE	RPI	RPI	RPI	RPI
DIV. I ONLY	11- 19	250	3- 7	151	183	228	228	17	17
DIV. I NON-CONF.	6- 8	203	0- 0	180	114	201	201	20	20
TOTALS	RPI 1-25	RPI 26-50	W-L RECORDS	RPI 51-100	RPI 101-150	RPI 150+			
11- 19	0- 1	0- 1	OVERALL	1- 8	0- 0	10- 9			
7- 6	0- 0	0- 0	HOME	0- 3	0- 0	7- 3			
3- 10	0- 1	0- 1	AWAY	1- 4	0- 0	2- 4			
1- 3	0- 0	0- 0	NEUTRAL	0- 1	0- 0	1- 2			
6- 8	0- 1	0- 1	NON-CONFERENCE	1- 3	0- 0	5- 3			
5- 1	0- 0	0- 0	HOME	0- 1	0- 0	5- 0			
1- 5	0- 1	0- 1	AWAY	1- 2	0- 0	0- 1			
0- 2	0- 0	0- 0	NEUTRAL	0- 0	0- 0	0- 2			
5- 11	0- 0	0- 0	CONFERENCE	0- 5	0- 0	5- 6			
2- 5	0- 0	0- 0	HOME	0- 2	0- 0	2- 3			
2- 5	0- 0	0- 0	AWAY	0- 2	0- 0	2- 3			
1- 1	0- 0	0- 0	NEUTRAL	0- 1	0- 0	1- 0			

RPI	S	Opponent	Score	RPI	S	Opponent	Score	RPI	S	Opponent	Score	RPI	S	Opponent	Score	Team's RPI: 228
14	A	Kentucky	57 80	49	A	Harvard	52 57	57	H	Belmont	54 73	151	N	Hampton	57 63	
								61	A	Georgia Tech	57 62	167	H	Memphis	48 42	
								68	A	Chattanooga	45 51	187	N	UC Riverside	48 51	
								68	H	Chattanooga	61 77	191	H	UAB	52 49	
								86	A	Georgia	65 59	198	A	UNCG	40 64	
								88	A	Wake Forest	40 51	198	H	UNCG	47 55	
								93	A	Mercer	49 59	205	A	ETSU	56 61	
								93	H	Mercer	68 76	205	H	ETSU	57 69	
								93	N	Mercer	52 63	205	N	ETSU	67 64	
												209	H	Alabama St.	63 49	
												221	H	UT Martin	69 62	
												238	A	Wofford	55 48	
												238	H	Wofford	57 54	
												255	A	Furman	48 53	
												255	H	Furman	50 54	
												278	A	Western Caro.	49 42	
												278	H	Western Caro.	51 50	
												301	A	Rhode Island	63 78	
												349	H	Alabama A&M	61 37	
LAST 12 Division I GAMES:																
		93	N	Mercer	52	63		198	H	UNCG	47	55				
		205	N	ETSU	67	64		68	A	Chattanooga	45	51				
		93	H	Mercer	68	76		205	A	ETSU	56	61				
		238	A	Wofford	55	48		93	A	Mercer	49	59				
		255	A	Furman	48	53		255	H	Furman	50	54				
		278	H	Western Caro.	51	50		238	H	Wofford	57	54				

Non-Div I Games: AUM 72 50

Samford

■ Loss,
 ■ Non-Conf,
 ■ S Site,
 ■ Home
 ■ A Away
 N Neutral

Average RPI Win: 227	WON-LOST	WINNING	LAST 10	STRENGTH OF	OPP. STRENGTH	TEAM	ADJ.	CONF.	ADJ CONF.
Average RPI Loss: 148	RECORD	PCT. RANK	GAMES	SCHEDULE	OF SCHEDULE	RPI	RPI	RPI	RPI
DIV. I ONLY	14- 16	192	4- 6	269	159	223	223	15	15
DIV. I NON-CONF.	6- 4	127	0- 0	250	248	183	183	13	13
TOTALS	RPI 1-25	RPI 26-50	W-L RECORDS	RPI 51-100	RPI 101-150	RPI 150+			
14- 16	0- 0	0- 0	OVERALL	0- 5	1- 7	13- 4			
10- 5	0- 0	0- 0	HOME	0- 2	1- 2	9- 1			
3- 10	0- 0	0- 0	AWAY	0- 0	0- 0	3- 1			
1- 1	0- 0	0- 0	NEUTRAL	0- 1	0- 0	1- 0			
6- 4	0- 0	0- 0	NON-CONFERENCE	0- 0	0- 4	6- 0			
5- 1	0- 0	0- 0	HOME	0- 0	0- 1	5- 0			
1- 3	0- 0	0- 0	AWAY	0- 0	0- 3	1- 0			
0- 0	0- 0	0- 0	NEUTRAL	0- 0	0- 0	0- 0			
8- 12	0- 0	0- 0	CONFERENCE	0- 5	1- 3	7- 4			
5- 4	0- 0	0- 0	HOME	0- 2	1- 1	4- 1			
2- 7	0- 0	0- 0	AWAY	0- 2	0- 2	2- 3			
1- 1	0- 0	0- 0	NEUTRAL	0- 1	0- 0	1- 0			

RPI S	Opponent	Score	RPI S	Opponent	Score	RPI S	Opponent	Score	RPI S	Opponent	Score	Team's RPI: 223
						66	A Gonzaga	57 62	101	A Washington St.	73 83	
						66	H Gonzaga	55 57	114	A St. Mary's (CA)	65 77	
						90	A BYU	63 81	114	H St. Mary's (CA)	73 71	
						90	H BYU	47 65	129	A Northern Colo.	51 54	
						90	N BYU	66 75	130	A Arizona	59 76	
									131	H North Dakota	61 65	
									140	A San Francisco	72 81	
									140	H San Francisco	67 82	
									155	A CSUN	76 67	
									158	A Santa Clara	57 56	
									158	H Santa Clara	60 58	
									200	H UC Santa Barbara	77 63	
									204	A Loyola Marymount	55 63	
									204	H Loyola Marymount	61 58	
									215	H Seattle U	67 44	
									243	A Pacific	64 84	
									243	H Pacific	73 71	
									270	H San Diego St.	91 53	
									276	A Portland	72 54	
									276	H Portland	57 40	
									276	N Portland	74 47	
									285	H Nevada	70 54	
									314	A Pepperdine	40 57	
									314	H Pepperdine	42 55	
									346	H Cal St. Fullerton	103 50	
LAST 12 Division I GAMES:												
			90	N BYU	66 75		314	A Pepperdine	40 57			
			276	N Portland	74 47		243	H Pacific	73 71			
			276	A Portland	72 54		114	A St. Mary's (CA)	65 77			
			66	A Gonzaga	57 62		204	A Loyola Marymount	55 63			
			158	H Santa Clara	60 58		276	H Portland	57 40			
			90	H BYU	47 65		66	H Gonzaga	55 57			

Non-Div I Games:

San Diego

■ Loss,
 ■ Non-Conf,
 ■ S Site,
 ■ Home
 ■ A Away
 N Neutral

San Diego St.

Through Games Of March 12, 2017

Average RPI Win:	217	WON-LOST	WINNING	LAST 10	STRENGTH OF	OPP. STRENGTH	TEAM	ADJ.	CONF.	ADJ CONF.
Average RPI Loss:	158	RECORD	PCT. RANK	GAMES	SCHEDULE	OF SCHEDULE	RPI	RPI	RPI	RPI
DIV. I ONLY	9- 19	270	3- 7	203	193	270	270	13	13	
DIV. I NON-CONF.	3- 6	230	0- 0	166	323	240	240	15	15	
TOTALS	RPI 1-25	RPI 26-50	W-L RECORDS	RPI 51-100	RPI 101-150	RPI 150+				
9- 19	0- 0	1- 1	OVERALL	0- 5	1- 3	7- 10				
6- 6	0- 0	1- 1	HOME	0- 1	1- 1	4- 3				
2- 11	0- 0	0- 0	AWAY	0- 3	0- 2	2- 6				
1- 2	0- 0	0- 0	NEUTRAL	0- 1	0- 0	1- 1				
3- 6	0- 0	0- 1	NON-CONFERENCE	0- 2	0- 0	3- 3				
1- 2	0- 0	0- 1	HOME	0- 0	0- 0	1- 1				
1- 3	0- 0	0- 0	AWAY	0- 1	0- 0	1- 2				
1- 1	0- 0	0- 0	NEUTRAL	0- 1	0- 0	1- 0				
6- 13	0- 0	1- 0	CONFERENCE	0- 3	1- 3	4- 7				
5- 4	0- 0	1- 0	HOME	0- 1	1- 1	3- 2				
1- 8	0- 0	0- 0	AWAY	0- 2	0- 2	1- 4				
0- 1	0- 0	0- 0	NEUTRAL	0- 0	0- 0	0- 1				

RPI S	Opponent	Score	RPI S	Opponent	Score	RPI S	Opponent	Score	RPI S	Opponent	Score	Team's RPI: 270
46	H Michigan	57 92	55	A Colorado St.	43 60	107	A UNLV	62 80				
47	H Boise St.	84 77	55	H Colorado St.	46 80	107	H UNLV	87 68				
			83	A UC Davis	55 75	146	A Fresno St.	50 59				
			91	N UT Arlington	58 64	146	H Fresno St.	51 59				
			99	A Wyoming	67 80	152	A New Mexico	42 85				
						152	H New Mexico	63 51				
						187	A UC Riverside	44 72				
						189	A Utah St.	47 53				
						189	H Utah St.	66 59				
						200	H UC Santa Barbara	84 70				
						203	A San Jose St.	80 81				
						203	H San Jose St.	90 99				
						203	N San Jose St.	58 76				
						204	H Loyola Marymount	53 60				
						223	A San Diego	53 91				
						285	A Nevada	65 88				
						285	H Nevada	83 78				
						306	N Central Conn. St.	80 62				
						322	A Air Force	64 51				
						322	H Air Force	59 62				
						346	A Cal St. Fullerton	71 61				
LAST 12 Division I GAMES:												
203	N San Jose St.	58 76	189	H Utah St.	66 59							
152	H New Mexico	63 51	285	A Nevada	65 88							
322	A Air Force	64 51	203	H San Jose St.	90 99							
55	H Colorado St.	46 80	146	H Fresno St.	51 59							
146	A Fresno St.	50 59	99	A Wyoming	67 80							
107	A UNLV	62 80	55	A Colorado St.	43 60							

Non-Div I Games: Biola 63 48 San Diego Christian80 70

San Diego St.

Loss, Non-Conf, S Site, H Home A Away N Neutral

San Francisco

Through Games Of March 12, 2017

Average RPI Win:	214	WON-LOST	WINNING	LAST 10	STRENGTH OF	OPP. STRENGTH	TEAM	ADJ.	CONF.	ADJ CONF.
Average RPI Loss:	129	RECORD	PCT. RANK	GAMES	SCHEDULE	OF SCHEDULE	RPI	RPI	RPI	RPI
DIV. I ONLY	18- 13	120	6- 4	186	149	140	140	15	15	
DIV. I NON-CONF.	6- 5	148	0- 0	195	145	158	158	13	13	
TOTALS	RPI 1-25	RPI 26-50	W-L RECORDS	RPI 51-100	RPI 101-150	RPI 150+				
18- 13	0- 0	0- 0	OVERALL	2- 5	1- 5	15- 3				
12- 2	0- 0	0- 0	HOME	2- 1	1- 1	9- 0				
4- 10	0- 0	0- 0	AWAY	0- 3	0- 4	4- 3				
2- 1	0- 0	0- 0	NEUTRAL	0- 1	0- 0	2- 0				
6- 5	0- 0	0- 0	NON-CONFERENCE	0- 2	1- 3	5- 0				
4- 1	0- 0	0- 0	HOME	0- 1	1- 0	3- 0				
1- 4	0- 0	0- 0	AWAY	0- 1	0- 3	1- 0				
1- 0	0- 0	0- 0	NEUTRAL	0- 0	0- 0	1- 0				
12- 8	0- 0	0- 0	CONFERENCE	2- 3	0- 2	10- 3				
8- 1	0- 0	0- 0	HOME	2- 0	0- 1	6- 0				
3- 6	0- 0	0- 0	AWAY	0- 2	0- 1	3- 3				
1- 1	0- 0	0- 0	NEUTRAL	0- 1	0- 0	1- 0				

RPI 1-25			RPI 26-50			RPI 51-100			RPI 101+			Team's RPI: 140
RPI	S	Opponent	Score	RPI	S	Opponent	Score	RPI	S	Opponent	Score	
						56 A California	52 75	101 A Washington St.		35 73		
						66 A Gonzaga	46 61	111 H Long Beach St.		73 71		
						66 H Gonzaga	77 72	114 A St. Mary's (CA)		72 75		
						66 N Gonzaga	46 77	114 H St. Mary's (CA)		62 64		
						83 H UC Davis	58 78	131 A North Dakota		63 71		
						90 A BYU	61 73	146 A Fresno St.		48 61		
						90 H BYU	70 63	158 A Santa Clara		61 74		
								158 H Santa Clara		77 68		
								203 H San Jose St.		79 71		
								204 A Loyola Marymount		79 72		
								204 H Loyola Marymount		89 73		
								204 N Loyola Marymount		80 67		
								215 H Seattle U		73 59		
								223 A San Diego		82 67		
								223 H San Diego		81 72		
								243 A Pacific		60 63		
								243 H Pacific		67 64		
								273 A Cal Poly		73 67		
								276 A Portland		75 56		
								276 H Portland		83 71		
								278 N Western Caro.		73 52		
								286 H Sacramento St.		91 80		
								314 A Pepperdine		59 81		
								314 H Pepperdine		84 78		
LAST 12 Division I GAMES:												
						66 N Gonzaga	46 77	90 A BYU		61 73		
						204 N Loyola Marymount	80 67	158 A Santa Clara		61 74		
						314 H Pepperdine	84 78	204 A Loyola Marymount		79 72		
						204 H Loyola Marymount	89 73	314 A Pepperdine		59 81		
						276 H Portland	83 71	243 H Pacific		67 64		
						66 H Gonzaga	77 72	114 H St. Mary's (CA)		62 64		

Non-Div I Games:

San Francisco

■ Loss,
 ■ Non-Conf,
 ■ S Site,
 ■ Home
 ■ A Away
 N Neutral

San Jose St.

Through Games Of March 12, 2017

Average RPI Win:	239	WON-LOST	WINNING	LAST 10	STRENGTH OF	OPP. STRENGTH	TEAM	ADJ.	CONF.	ADJ CONF.
Average RPI Loss:	110	RECORD	PCT. RANK	GAMES	SCHEDULE	OF SCHEDULE	RPI	RPI	RPI	RPI
DIV. I ONLY	10- 21	267	4- 6	99	120	203	203	13	13	
DIV. I NON-CONF.	2- 9	293	0- 0	87	39	228	228	15	15	
TOTALS	RPI 1-25	RPI 26-50	W-L RECORDS	RPI 51-100	RPI 101-150	RPI 150+				
10- 21	0- 1	0- 4	OVERALL	0- 6	2- 5	8- 5				
5- 7	0- 0	0- 1	HOME	0- 2	1- 2	4- 2				
4- 11	0- 0	0- 2	AWAY	0- 3	1- 2	3- 3				
1- 3	0- 1	0- 1	NEUTRAL	0- 1	0- 0	1- 0				
2- 9	0- 1	0- 2	NON-CONFERENCE	0- 1	0- 3	2- 2				
1- 2	0- 0	0- 0	HOME	0- 0	0- 1	1- 1				
1- 5	0- 0	0- 1	AWAY	0- 1	0- 2	1- 1				
0- 2	0- 1	0- 1	NEUTRAL	0- 0	0- 0	0- 0				
8- 12	0- 0	0- 2	CONFERENCE	0- 5	2- 2	6- 3				
4- 5	0- 0	0- 1	HOME	0- 2	1- 1	3- 1				
3- 6	0- 0	0- 1	AWAY	0- 2	1- 1	2- 2				
1- 1	0- 0	0- 0	NEUTRAL	0- 1	0- 0	1- 0				

RPI 1-25			RPI 26-50			RPI 51-100			RPI 101+			Team's RPI: 203
RPI	S	Opponent	Score	RPI	S	Opponent	Score	RPI	S	Opponent	Score	Score
5	N	Mississippi St.	51 88	34	A	Arizona St.	37 82	55	A	Colorado St.	67 70	107 A UNLV 76 65
				36	N	Oregon	62 91	55	H	Colorado St.	56 68	107 H UNLV 55 63
				47	A	Boise St.	64 86	55	N	Colorado St.	60 65	114 H St. Mary's (CA) 64 85
				47	H	Boise St.	61 69	77	A	South Dakota	69 84	137 A New Mexico St. 55 66
								99	A	Wyoming	60 89	140 A San Francisco 71 79
								99	H	Wyoming	59 68	146 A Fresno St. 74 88
												146 H Fresno St. 77 68
												152 H New Mexico 72 82
												158 H Santa Clara 75 64
												189 A Utah St. 78 82
												196 A Nebraska 61 83
												241 A Hawaii 77 61
												243 H Pacific 96 99
												270 A San Diego St. 99 90
												270 H San Diego St. 81 80
												270 N San Diego St. 76 58
												285 A Nevada 85 108
												285 H Nevada 107 84
												322 A Air Force 83 67
												322 H Air Force 86 74
LAST 12 Division I GAMES:												
				55	N	Colorado St.	60 65	322	A	Air Force	83 67	
				270	N	San Diego St.	76 58	146	H	Fresno St.	77 68	
				99	H	Wyoming	59 68	107	H	UNLV	55 63	
				285	A	Nevada	85 108	270	A	San Diego St.	99 90	
				47	H	Boise St.	61 69	152	H	New Mexico	72 82	
				189	A	Utah St.	78 82	107	A	UNLV	76 65	

Non-Div I Games: Stanislaus St. 90 85

San Jose St.

■ Loss,
 ■ Non-Conf,
 ■ S Site,
 ■ Home
 ■ A Away
 N Neutral

Santa Clara

Through Games Of March 12, 2017

Average RPI Win:	201	WON-LOST	WINNING	LAST 10	STRENGTH OF	OPP. STRENGTH	TEAM	ADJ.	CONF.	ADJ CONF.
Average RPI Loss:	116	RECORD	PCT. RANK	GAMES	SCHEDULE	OF SCHEDULE	RPI	RPI	RPI	RPI
DIV. I ONLY	13- 16	205	5- 5	97	143	158	158	15	15	
DIV. I NON-CONF.	4- 6	209	0- 1	15	90	92	92	13	13	
TOTALS	RPI 1-25	RPI 26-50	W-L RECORDS	RPI 51-100	RPI 101-150	RPI 150+				
13- 16	0- 0	1- 1	OVERALL	1- 7	2- 4	9- 4				
7- 4	0- 0	0- 0	HOME	1- 2	1- 1	5- 1				
4- 8	0- 0	0- 0	AWAY	0- 0	0- 0	4- 0				
2- 4	0- 0	1- 1	NEUTRAL	0- 2	1- 1	0- 0				
4- 6	0- 0	1- 1	NON-CONFERENCE	0- 4	1- 0	2- 1				
1- 1	0- 0	0- 0	HOME	0- 1	0- 0	1- 0				
1- 2	0- 0	0- 0	AWAY	0- 1	0- 0	1- 1				
2- 3	0- 0	1- 1	NEUTRAL	0- 2	1- 0	0- 0				
9- 10	0- 0	0- 0	CONFERENCE	1- 3	1- 4	7- 3				
6- 3	0- 0	0- 0	HOME	1- 1	1- 1	4- 1				
3- 6	0- 0	0- 0	AWAY	0- 2	0- 2	3- 2				
0- 1	0- 0	0- 0	NEUTRAL	0- 0	0- 1	0- 0				

RPI S	Opponent	Score	RPI S	Opponent	Score	RPI S	Opponent	Score	RPI S	Opponent	Score	Team's RPI: 158
29 N	Marquette	65 62	56 A	California	58 73	114 A	St. Mary's (CA)	53 55				
30 N	South Fla.	54 63	65 N	Montana St.	50 77	114 H	St. Mary's (CA)	58 73				
			66 A	Gonzaga	39 51	114 N	St. Mary's (CA)	57 60				
			66 H	Gonzaga	49 50	137 N	New Mexico St.	60 46				
			69 H	Northwestern	75 87	140 A	San Francisco	68 77				
			81 N	Oklahoma St.	53 67	140 H	San Francisco	74 61				
			90 A	BYU	66 72	153 H	Idaho St.	82 78				
			90 H	BYU	64 63	200 A	UC Santa Barbara	69 58				
						203 A	San Jose St.	64 75				
						204 A	Loyola Marymount	50 61				
						204 H	Loyola Marymount	71 64				
						223 A	San Diego	58 60				
						223 H	San Diego	56 57				
						243 A	Pacific	61 51				
						243 H	Pacific	68 51				
						276 A	Portland	56 44				
						276 H	Portland	68 56				
						314 A	Pepperdine	69 48				
						314 H	Pepperdine	61 40				
LAST 12 Division I GAMES:												
114 N	St. Mary's (CA)	57 60	243 H	Pacific	68 51							
30 N	South Fla.	54 63	140 H	San Francisco	74 61							
114 H	St. Mary's (CA)	58 73	66 H	Gonzaga	49 50							
243 A	Pacific	61 51	276 H	Portland	68 56							
223 A	San Diego	58 60	114 A	St. Mary's (CA)	53 55							
314 A	Pepperdine	69 48	90 A	BYU	66 72							

Non-Div I Games: UC Santa Cruz 85 39

Santa Clara

Loss, Non-Conf, S Site, H Home A Away N Neutral

Average RPI Win:	293	WON-LOST	WINNING	LAST 10	STRENGTH OF	OPP. STRENGTH	TEAM	ADJ.	CONF.	ADJ CONF.
Average RPI Loss:	184	RECORD	PCT. RANK	GAMES	SCHEDULE	OF SCHEDULE	RPI	RPI	RPI	RPI
DIV. I ONLY	10- 19	259	4- 5	280	318	293	293	32	32	
DIV. I NON-CONF.	1- 10	325	0- 0	65	66	280	280	31	31	
TOTALS	RPI 1-25	RPI 26-50	W-L RECORDS	RPI 51-100	RPI 101-150	RPI 150+				
10- 19	0- 2	0- 1	OVERALL	0- 3	0- 0	10- 13				
7- 6	0- 1	0- 0	HOME	0- 1	0- 0	7- 4				
2- 12	0- 1	0- 1	AWAY	0- 2	0- 0	2- 8				
1- 1	0- 0	0- 0	NEUTRAL	0- 0	0- 0	1- 1				
1- 10	0- 2	0- 1	NON-CONFERENCE	0- 3	0- 0	1- 4				
1- 4	0- 1	0- 0	HOME	0- 1	0- 0	1- 2				
0- 6	0- 1	0- 1	AWAY	0- 2	0- 0	0- 2				
0- 0	0- 0	0- 0	NEUTRAL	0- 0	0- 0	0- 0				
9- 9	0- 0	0- 0	CONFERENCE	0- 0	0- 0	9- 9				
6- 2	0- 0	0- 0	HOME	0- 0	0- 0	6- 2				
2- 6	0- 0	0- 0	AWAY	0- 0	0- 0	2- 6				
1- 1	0- 0	0- 0	NEUTRAL	0- 0	0- 0	1- 1				

RPI 1-25				RPI 26-50				RPI 51-100				RPI 101+ Team's RPI: 293			
RPI	S	Opponent	Score	RPI	S	Opponent	Score	RPI	S	Opponent	Score	RPI	S	Opponent	Score
3	H	South Carolina	30 70	45	A	Auburn	46 75	60	A	Iowa St.	51 74	151	A	Hampton	46 75
10	A	Washington	36 87					80	A	FGCU	40 89	151	H	Hampton	55 51
								95	H	Jacksonville	40 55	171	H	Bethune-Cookman	31 38
												171	N	Bethune-Cookman	43 53
												199	A	Seton Hall	60 74
												209	H	Alabama St.	54 39
												226	A	Howard	49 55
												248	H	Ga. Southern	45 50
												252	H	Jacksonville St.	57 64
												261	A	UMES	59 58
												272	A	Kennesaw St.	60 72
												281	A	N.C. A&T	54 89
												283	A	Norfolk St.	55 61
												283	H	Norfolk St.	59 53
												288	H	Coppin St.	47 59
												324	H	Florida A&M	56 52
												330	A	Morgan St.	43 50
												330	H	Morgan St.	66 62
												330	N	Morgan St.	59 51
												335	A	N.C. Central	51 58
												347	H	Delaware St.	64 57
												348	A	South Carolina St.	60 49
												348	H	South Carolina St.	53 45
LAST 12 Division I GAMES:															
		171 N Bethune-Cookman	43 53			330 A Morgan St.	43 50								
		330 N Morgan St.	59 51			283 H Norfolk St.	59 53								
		348 H South Carolina St.	53 45			151 H Hampton	55 51								
		335 A N.C. Central	51 58			261 A UMES	59 58								
		281 A N.C. A&T	54 89			226 A Howard	49 55								
		288 H Coppin St.	47 59			347 H Delaware St.	64 57								

Non-Div I Games: Columbia (SC) 68 52 Allen 91 48

Savannah St.

Loss, Non-Conf, S Site, H Home A Away N Neutral

Average RPI Win:	297	WON-LOST	WINNING	LAST 10	STRENGTH OF	OPP. STRENGTH	TEAM	ADJ.	CONF.	ADJ CONF.
Average RPI Loss:	144	RECORD	PCT. RANK	GAMES	SCHEDULE	OF SCHEDULE	RPI	RPI	RPI	RPI
DIV. I ONLY	15- 17	189	6- 4	239	306	215	215	29	29	
DIV. I NON-CONF.	3- 12	288	0- 0	107	235	265	265	29	29	
TOTALS	RPI 1-25	RPI 26-50	W-L RECORDS	RPI 51-100	RPI 101-150	RPI 150+				
15- 17	0- 1	0- 1	OVERALL	0- 3	0- 5	15- 7				
7- 7	0- 1	0- 0	HOME	0- 0	0- 2	7- 4				
6- 9	0- 0	0- 1	AWAY	0- 3	0- 2	6- 3				
2- 1	0- 0	0- 0	NEUTRAL	0- 0	0- 1	2- 0				
3- 12	0- 1	0- 1	NON-CONFERENCE	0- 3	0- 2	3- 5				
2- 5	0- 1	0- 0	HOME	0- 0	0- 1	2- 3				
1- 7	0- 0	0- 1	AWAY	0- 3	0- 1	1- 2				
0- 0	0- 0	0- 0	NEUTRAL	0- 0	0- 0	0- 0				
12- 5	0- 0	0- 0	CONFERENCE	0- 0	0- 3	12- 2				
5- 2	0- 0	0- 0	HOME	0- 0	0- 1	5- 1				
5- 2	0- 0	0- 0	AWAY	0- 0	0- 1	5- 1				
2- 1	0- 0	0- 0	NEUTRAL	0- 0	0- 1	2- 0				

RPI 1-25				RPI 26-50				RPI 51-100				RPI 101+ Team's RPI: 215			
RPI	S	Opponent	Score	RPI	S	Opponent	Score	RPI	S	Opponent	Score	RPI	S	Opponent	Score
10	H	Washington	64 94	47	A	Boise St.	68 73	55	A	Colorado St.	62 66	137	A	New Mexico St.	69 73
								65	A	Montana St.	56 75	137	H	New Mexico St.	61 64
								100	A	SMU	43 77	137	N	New Mexico St.	48 63
												140	A	San Francisco	59 73
												150	H	Idaho	64 68
												155	H	CSUN	64 68
												187	A	UC Riverside	54 58
												200	H	UC Santa Barbara	58 53
												204	H	Loyola Marymount	59 62
												214	H	Portland St.	71 79
												223	A	San Diego	44 67
												237	A	UTRGV	67 54
												237	H	UTRGV	57 58
												245	A	Grand Canyon	77 82
												245	H	Grand Canyon	86 60
												263	A	CSU Bakersfield	63 52
												263	H	CSU Bakersfield	54 47
												292	A	UMKC	75 65
												292	H	UMKC	74 52
												310	A	Denver	75 72
												323	H	Montana	60 44
												332	A	Utah Valley	69 51
												332	H	Utah Valley	65 55
												332	N	Utah Valley	61 60
												344	A	Chicago St.	64 51
												344	H	Chicago St.	82 53
LAST 12 Division I GAMES:															
				137	N	New Mexico St.	48 63	263	A	CSU Bakersfield	63 52				
				332	N	Utah Valley	61 60	245	A	Grand Canyon	77 82				
				344	N	Chicago St.	78 60	292	H	UMKC	74 52				
				332	H	Utah Valley	65 55	344	H	Chicago St.	82 53				
				137	H	New Mexico St.	61 64	332	A	Utah Valley	69 51				
				237	H	UTRGV	57 58	237	A	UTRGV	67 54				

Non-Div I Games:

Seattle U

■ Loss,
 ■ Non-Conf,
 ■ S Site,
 ■ H Home
 ■ A Away
 N Neutral

RPI S Opponent Score

RPI S Opponent Score
344 N Chicago St. 78 60

S
e
a
t
t
l
e
U

S
e
a
t
t
l
e
U

Seattle U

Average RPI Win:	206	WON-LOST	WINNING	LAST 10	STRENGTH OF	OPP. STRENGTH	TEAM	ADJ.	CONF.	ADJ CONF.
Average RPI Loss:	87	RECORD	PCT. RANK	GAMES	SCHEDULE	OF SCHEDULE	RPI	RPI	RPI	RPI
DIV. I ONLY	12- 19	236	2- 8	120	77	199	199	7	7	
DIV. I NON-CONF.	7- 4	114	0- 0	263	139	170	170	7	7	
TOTALS	RPI 1-25	RPI 26-50	W-L RECORDS	RPI 51-100	RPI 101-150	RPI 150+				
12- 19	0- 5	0- 2	OVERALL	2- 7	1- 1	9- 4				
10- 6	0- 2	0- 1	HOME	2- 3	1- 0	7- 0				
1- 12	0- 2	0- 1	AWAY	0- 4	0- 1	1- 4				
1- 1	0- 1	0- 0	NEUTRAL	0- 0	0- 0	1- 0				
7- 4	0- 0	0- 0	NON-CONFERENCE	1- 2	1- 1	5- 1				
6- 1	0- 0	0- 0	HOME	1- 1	1- 0	4- 0				
1- 3	0- 0	0- 0	AWAY	0- 1	0- 1	1- 1				
0- 0	0- 0	0- 0	NEUTRAL	0- 0	0- 0	0- 0				
5- 15	0- 5	0- 2	CONFERENCE	1- 5	0- 0	4- 3				
4- 5	0- 2	0- 1	HOME	1- 2	0- 0	3- 0				
0- 9	0- 2	0- 1	AWAY	0- 3	0- 0	0- 3				
1- 1	0- 1	0- 0	NEUTRAL	0- 0	0- 0	1- 0				

RPI 1-25				RPI 26-50				RPI 51-100				RPI 101+ Team's RPI: 199			
RPI	S	Opponent	Score	RPI	S	Opponent	Score	RPI	S	Opponent	Score	RPI	S	Opponent	Score
17	A	DePaul	60 86	29	A	Marquette	60 103	67	A	Villanova	52 69	103	A	Princeton	67 94
17	H	DePaul	65 96	29	H	Marquette	77 83	67	H	Villanova	52 87	109	H	Rider	89 81
17	N	DePaul	60 92					70	A	Georgetown	58 77	176	H	Boston College	71 66
23	A	Creighton	44 61					70	H	Georgetown	60 77	195	A	Providence	57 74
23	H	Creighton	60 70					71	A	St. John's (NY)	71 77	195	H	Providence	55 43
								71	H	St. John's (NY)	64 59	195	N	Providence	73 60
								73	A	Minnesota	57 90	207	A	Xavier	64 72
								88	H	Wake Forest	70 63	207	H	Xavier	71 62
								91	H	UT Arlington	61 86	224	A	Rutgers	45 53
												231	A	Marist	76 63
												259	A	Butler	58 79
												259	H	Butler	65 63
												293	H	Savannah St.	74 60
												306	H	Central Conn. St.	78 70
												336	H	LIU Brooklyn	77 59
LAST 12 Division I GAMES:															
17	N	DePaul	60 92	70	H	Georgetown	60 77								
195	N	Providence	73 60	17	A	DePaul	60 86								
71	A	St. John's (NY)	71 77	29	A	Marquette	60 103								
195	A	Providence	57 74	259	H	Butler	65 63								
23	A	Creighton	44 61	207	H	Xavier	71 62								
67	H	Villanova	52 87	23	H	Creighton	60 70								

Non-Div I Games:

Seton Hall

■ Loss,
■ Non-Conf,
■ S Site,
■ H Home
■ A Away
N Neutral

Average RPI Win: 241	WON-LOST	WINNING	LAST 10	STRENGTH OF	OPP. STRENGTH	TEAM	ADJ.	CONF.	ADJ CONF.
Average RPI Loss: 125	RECORD	PCT. RANK	GAMES	SCHEDULE	OF SCHEDULE	RPI	RPI	RPI	RPI
DIV. I ONLY	14- 16	192	6- 4	133	223	177	177	19	19
DIV. I NON-CONF.	1- 8	314	0- 0	35	205	258	258	17	17
TOTALS	RPI 1-25	RPI 26-50	W-L RECORDS	RPI 51-100	RPI 101-150	RPI 150+			
14- 16	0- 0	0- 4	OVERALL	0- 2	2- 4	12- 6			
8- 7	0- 0	0- 2	HOME	0- 1	1- 2	7- 2			
6- 9	0- 0	0- 2	AWAY	0- 1	1- 2	5- 4			
0- 0	0- 0	0- 0	NEUTRAL	0- 0	0- 0	0- 0			
1- 8	0- 0	0- 2	NON-CONFERENCE	0- 2	0- 1	1- 3			
1- 3	0- 0	0- 1	HOME	0- 1	0- 0	1- 1			
0- 5	0- 0	0- 1	AWAY	0- 1	0- 1	0- 2			
0- 0	0- 0	0- 0	NEUTRAL	0- 0	0- 0	0- 0			
13- 8	0- 0	0- 2	CONFERENCE	0- 0	2- 3	11- 3			
7- 4	0- 0	0- 1	HOME	0- 0	1- 2	6- 1			
6- 4	0- 0	0- 1	AWAY	0- 0	1- 1	5- 2			
0- 0	0- 0	0- 0	NEUTRAL	0- 0	0- 0	0- 0			

RPI 1-25				RPI 26-50				RPI 51-100				RPI 101+				Team's RPI: 177	
RPI	S	Opponent	Score	RPI	S	Opponent	Score	RPI	S	Opponent	Score	RPI	S	Opponent	Score		
				31	A	Syracuse	65 102	76	H	New Hampshire	67 77	109	A	Rider	70 72		
				32	A	Quinnipiac	47 73	80	A	FGCU	42 66	109	H	Rider	61 62		
				32	H	Quinnipiac	60 76					113	A	Albany (NY)	86 88		
				49	H	Harvard	58 65					148	A	Iona	58 46		
												148	H	Iona	47 67		
												148	H	Iona	57 53		
												160	A	Northeastern	50 61		
												165	A	Fairfield	57 61		
												165	H	Fairfield	67 52		
												184	H	Hartford	76 80		
												202	A	Sacred Heart	58 62		
												218	A	Monmouth	91 86		
												218	H	Monmouth	85 76		
												231	A	Marist	69 68		
												231	H	Marist	59 70		
												254	A	Canisius	77 67		
												254	H	Canisius	67 42		
												265	A	Niagara	70 68		
												265	H	Niagara	71 53		
												275	H	Colgate	71 63		
												279	A	Manhattan	66 68		
												279	H	Manhattan	67 62		
												327	A	Saint Peter's	76 60		
												327	H	Saint Peter's	80 55		
LAST 12 Division I GAMES:																	
				148	H	Iona	47 67	279	H	Manhattan	67 62						
				148	H	Iona	57 53	109	A	Rider	70 72						
				327	A	Saint Peter's	76 60	231	H	Marist	59 70						
				254	A	Canisius	77 67	218	A	Monmouth	91 86						
				265	A	Niagara	70 68	254	H	Canisius	67 42						
				32	H	Quinnipiac	60 76	231	A	Marist	69 68						

Non-Div I Games:

Siena

■ Loss,
 ■ Non-Conf,
 ■ S Site,
 ■ Home
 ■ A Away
 N Neutral

Average RPI Win:	266	WON-LOST	WINNING	LAST 10	STRENGTH OF	OPP. STRENGTH	TEAM	ADJ.	CONF.	ADJ CONF.
Average RPI Loss:	137	RECORD	PCT. RANK	GAMES	SCHEDULE	OF SCHEDULE	RPI	RPI	RPI	RPI
DIV. I ONLY	9- 20	273	4- 6	138	232	246	246	21	21	
DIV. I NON-CONF.	3- 6	230	0- 0	95	208	191	191	19	19	
TOTALS	RPI 1-25	RPI 26-50	W-L RECORDS	RPI 51-100	RPI 101-150	RPI 150+				
9- 20	0- 0	0- 3	OVERALL	0- 6	0- 4	9- 7				
3- 9	0- 0	0- 2	HOME	0- 1	0- 2	3- 4				
4- 9	0- 0	0- 1	AWAY	0- 3	0- 2	4- 3				
2- 2	0- 0	0- 0	NEUTRAL	0- 2	0- 0	2- 0				
3- 6	0- 0	0- 1	NON-CONFERENCE	0- 3	0- 1	3- 1				
1- 2	0- 0	0- 1	HOME	0- 0	0- 1	1- 0				
1- 3	0- 0	0- 0	AWAY	0- 2	0- 0	1- 1				
1- 1	0- 0	0- 0	NEUTRAL	0- 1	0- 0	1- 0				
6- 14	0- 0	0- 2	CONFERENCE	0- 3	0- 3	6- 6				
2- 7	0- 0	0- 1	HOME	0- 1	0- 1	2- 4				
3- 6	0- 0	0- 1	AWAY	0- 1	0- 2	3- 2				
1- 1	0- 0	0- 0	NEUTRAL	0- 1	0- 0	1- 0				

RPI S	Opponent	Score	RPI S	Opponent	Score	RPI S	Opponent	Score	RPI S	Opponent	Score	Team's RPI: 246
39	H North Carolina St.	31 74	84	N Florida	33 85	102	H Southern Miss.	48 57				
48	A Little Rock	54 71	91	A UT Arlington	41 53	106	A Troy	71 75				
48	H Little Rock	44 50	91	H UT Arlington	49 73	106	H Troy	57 73				
			91	N UT Arlington	53 65	141	A Louisiana	38 62				
			95	A Jacksonville	55 62	168	A Texas St.	39 55				
			97	A UCF	58 70	168	H Texas St.	44 57				
						191	A UAB	41 66				
						216	H Appalachian St.	54 41				
						230	H Southern U.	55 48				
						236	A New Orleans	65 62				
						248	A Ga. Southern	55 46				
						248	H Ga. Southern	45 53				
						257	H Coastal Caro.	45 61				
						260	A Georgia St.	77 47				
						260	H Georgia St.	45 55				
						260	N Georgia St.	49 44				
						294	N North Florida	62 55				
						317	A Arkansas St.	53 56				
						317	H Arkansas St.	71 49				
						331	A La.-Monroe	74 44				
LAST 12 Division I GAMES:												
91	N UT Arlington	53 65	216	H Appalachian St.	54 41							
260	N Georgia St.	49 44	257	H Coastal Caro.	45 61							
317	H Arkansas St.	71 49	331	A La.-Monroe	74 44							
48	H Little Rock	44 50	141	A Louisiana	38 62							
91	A UT Arlington	41 53	106	A Troy	71 75							
168	A Texas St.	39 55	248	H Ga. Southern	45 53							

Non-Div I Games: Spring Hill 38 33 William Carey 62 39

South Ala.

Loss, Non-Conf, S Site, H Home A Away N Neutral

Average RPI Win:	83	WON-LOST	WINNING	LAST 10	STRENGTH OF	OPP. STRENGTH	TEAM	ADJ.	CONF.	ADJ CONF.
Average RPI Loss:	13	RECORD	PCT. RANK	GAMES	SCHEDULE	OF SCHEDULE	RPI	RPI	RPI	RPI
DIV. I ONLY	27- 4	7	8- 2	4	1	3	3	2	2	
DIV. I NON-CONF.	10- 2	32	0- 1	11	2	3	3	2	2	
TOTALS	RPI 1-25	RPI 26-50	W-L RECORDS	RPI 51-100	RPI 101-150	RPI 150+				
27- 4	9- 4	4- 0	OVERALL	5- 0	5- 0	4- 0				
13- 1	3- 1	1- 0	HOME	2- 0	5- 0	2- 0				
10- 3	3- 3	3- 0	AWAY	2- 0	0- 0	2- 0				
4- 0	3- 0	0- 0	NEUTRAL	1- 0	0- 0	0- 0				
10- 2	3- 2	1- 0	NON-CONFERENCE	1- 0	2- 0	3- 0				
6- 0	1- 0	0- 0	HOME	1- 0	2- 0	2- 0				
3- 2	1- 2	1- 0	AWAY	0- 0	0- 0	1- 0				
1- 0	1- 0	0- 0	NEUTRAL	0- 0	0- 0	0- 0				
17- 2	6- 2	3- 0	CONFERENCE	4- 0	3- 0	1- 0				
7- 1	2- 1	1- 0	HOME	1- 0	3- 0	0- 0				
7- 1	2- 1	2- 0	AWAY	2- 0	0- 0	1- 0				
3- 0	2- 0	0- 0	NEUTRAL	1- 0	0- 0	0- 0				

RPI	S	Opponent	Score	RPI	S	Opponent	Score	RPI	S	Opponent	Score	RPI	S	Opponent	Score
1	A	UConn	55 66	27	A	Ohio St.	92 80	73	H	Minnesota	98 58	115	H	Vanderbilt	82 51
5	H	Mississippi St.	64 61	37	A	LSU	84 61	84	A	Florida	81 62	117	H	Clemson	83 61
5	N	Mississippi St.	59 49	45	A	Auburn	73 47	86	A	Georgia	62 44	120	H	Ole Miss	65 46
8	A	Duke	63 74	45	H	Auburn	60 41	86	H	Georgia	66 63	128	H	Maine	79 42
9	H	UCLA	66 57					86	N	Georgia	72 48	132	H	Alabama	93 45
11	N	Louisville	83 59									151	H	Hampton	92 38
13	A	Texas	76 67									174	A	Arkansas	79 49
14	A	Kentucky	75 63									293	A	Savannah St.	70 30
14	H	Kentucky	95 87									327	H	Saint Peter's	93 38
14	N	Kentucky	89 77												
19	H	Tennessee	74 76												
22	A	Texas A&M	80 64												
25	A	Missouri	60 62												
LAST 12 Division I GAMES:															
		5 N Mississippi St.	59 49			115 H Vanderbilt	82 51								
		14 N Kentucky	89 77			1 A UConn	55 66								
		86 N Georgia	72 48			45 H Auburn	60 41								
		14 H Kentucky	95 87			174 A Arkansas	79 49								
		22 A Texas A&M	80 64			14 A Kentucky	75 63								
		25 A Missouri	60 62			19 H Tennessee	74 76								

Non-Div I Games:

South Carolina

■ Loss,
 ■ Non-Conf, S Site,
 ■ Home
 ■ Away
 N Neutral

Average RPI Win:	312	WON-LOST	WINNING	LAST 10	STRENGTH OF	OPP. STRENGTH	TEAM	ADJ.	CONF.	ADJ CONF.
Average RPI Loss:	246	RECORD	PCT. RANK	GAMES	SCHEDULE	OF SCHEDULE	RPI	RPI	RPI	RPI
DIV. I ONLY	3- 23	337	0- 10	347	332	348	348	32	32	
DIV. I NON-CONF.	1- 8	314	0- 0	335	237	345	345	31	31	
TOTALS	RPI 1-25	RPI 26-50	W-L RECORDS	RPI 51-100	RPI 101-150	RPI 150+				
3- 23	0- 0	0- 0	OVERALL	0- 1	0- 2	3- 20				
1- 8	0- 0	0- 0	HOME	0- 0	0- 0	1- 8				
2- 13	0- 0	0- 0	AWAY	0- 1	0- 2	2- 10				
0- 2	0- 0	0- 0	NEUTRAL	0- 0	0- 0	0- 2				
1- 8	0- 0	0- 0	NON-CONFERENCE	0- 1	0- 2	1- 5				
0- 1	0- 0	0- 0	HOME	0- 0	0- 0	0- 1				
1- 6	0- 0	0- 0	AWAY	0- 1	0- 2	1- 3				
0- 1	0- 0	0- 0	NEUTRAL	0- 0	0- 0	0- 1				
2- 15	0- 0	0- 0	CONFERENCE	0- 0	0- 0	2- 15				
1- 7	0- 0	0- 0	HOME	0- 0	0- 0	1- 7				
1- 7	0- 0	0- 0	AWAY	0- 0	0- 0	1- 7				
0- 1	0- 0	0- 0	NEUTRAL	0- 0	0- 0	0- 1				

RPI S	Opponent	Score	RPI S	Opponent	Score	RPI S	Opponent	Score	RPI S	Opponent	Score	Team's RPI: 348
						86 A	Georgia	50 64	117 A	Clemson	36 56	
									118 A	North Carolina	49 82	
									151 A	Hampton	46 80	
									151 H	Hampton	50 51	
									171 H	Bethune-Cookman	34 64	
									226 A	Howard	57 75	
									238 A	Wofford	65 66	
									240 A	Charleston So.	62 67	
									248 A	Ga. Southern	58 74	
									257 N	Coastal Caro.	54 63	
									261 A	UMES	67 60	
									281 A	N.C. A&T	54 66	
									283 A	Norfolk St.	68 83	
									283 H	Norfolk St.	53 68	
									288 A	Coppin St.	54 70	
									288 H	Coppin St.	63 66	
									293 A	Savannah St.	45 53	
									293 H	Savannah St.	49 60	
									315 H	USC Upstate	67 73	
									324 H	Florida A&M	61 81	
									324 N	Florida A&M	61 65	
									330 H	Morgan St.	50 46	
									335 A	N.C. Central	41 52	
									345 A	Winthrop	63 55	
									347 H	Delaware St.	70 72	
LAST 12 Division I GAMES:												
			324 N	Florida A&M	61 65		335 A	N.C. Central	41 52			
			293 A	Savannah St.	45 53		151 H	Hampton	50 51			
			324 H	Florida A&M	61 81		283 H	Norfolk St.	53 68			
			288 H	Coppin St.	63 66		226 A	Howard	57 75			
			283 A	Norfolk St.	68 83		261 A	UMES	67 60			
			281 A	N.C. A&T	54 66		151 A	Hampton	46 80			

Non-Div I Games: St. Andrews 72 35 Morris 85 57

South Carolina St.

■ Loss,
 ■ Non-Conf,
 ■ S Site,
 ■ Home
 ■ Away
 N Neutral

South Dakota

Through Games Of March 12, 2017

Average RPI Win:	191	WON-LOST	WINNING	LAST 10	STRENGTH OF	OPP. STRENGTH	TEAM	ADJ.	CONF.	ADJ CONF.
Average RPI Loss:	118	RECORD	PCT. RANK	GAMES	SCHEDULE	OF SCHEDULE	RPI	RPI	RPI	RPI
DIV. I ONLY	20- 8	57	5- 5	190	128	77	77	11	11	
DIV. I NON-CONF.	9- 2	37	0- 0	162	157	41	41	10	10	
TOTALS	RPI 1-25	RPI 26-50	W-L RECORDS	RPI 51-100	RPI 101-150	RPI 150+				
20- 8	0- 0	1- 1	OVERALL	3- 4	3- 1	13- 2				
10- 1	0- 0	1- 0	HOME	2- 1	1- 0	6- 0				
7- 6	0- 0	0- 1	AWAY	0- 3	2- 0	5- 2				
3- 1	0- 0	0- 0	NEUTRAL	1- 0	0- 1	2- 0				
9- 2	0- 0	0- 0	NON-CONFERENCE	2- 1	1- 0	6- 1				
3- 0	0- 0	0- 0	HOME	1- 0	0- 0	2- 0				
3- 2	0- 0	0- 0	AWAY	0- 1	1- 0	2- 1				
3- 0	0- 0	0- 0	NEUTRAL	1- 0	0- 0	2- 0				
11- 6	0- 0	1- 1	CONFERENCE	1- 3	2- 1	7- 1				
7- 1	0- 0	1- 0	HOME	1- 1	1- 0	4- 0				
4- 4	0- 0	0- 1	AWAY	0- 2	1- 0	3- 1				
0- 1	0- 0	0- 0	NEUTRAL	0- 0	0- 1	0- 0				

RPI S	Opponent	Score	RPI S	Opponent	Score	RPI S	Opponent	Score	RPI S	Opponent	Score
38	A South Dakota St.	58 70	38	H South Dakota St.	65 62	59	A Western Ill.	75 81	144	A Tulsa	71 68
						59	H Western Ill.	78 86	149	A Omaha	60 52
						63	A IUPUI	42 63	149	H Omaha	91 56
						63	H IUPUI	75 62	149	N Omaha	58 64
						75	N Northern Ill.	97 83	159	A Oral Roberts	69 47
						89	H SFA	80 74	159	H Oral Roberts	79 50
						99	A Wyoming	62 69	174	A Arkansas	67 70
									178	N Southern Ill.	68 57
									187	A UC Riverside	61 55
									203	H San Jose St.	84 69
									206	N SIUE	75 68
									208	H Illinois	77 68
									263	A CSU Bakersfield	75 60
									305	A North Dakota St.	73 83
									305	H North Dakota St.	80 48
									310	A Denver	53 44
									310	H Denver	70 64
									316	A Fort Wayne	82 55
									316	H Fort Wayne	87 59
LAST 12 Division I GAMES:											
149	N Omaha	58 64	38	A South Dakota St.	58 70						
59	A Western Ill.	75 81	310	A Denver	53 44						
63	A IUPUI	42 63	59	H Western Ill.	78 86						
149	H Omaha	91 56	305	H North Dakota St.	80 48						
159	H Oral Roberts	79 50	316	H Fort Wayne	87 59						
316	A Fort Wayne	82 55	149	A Omaha	60 52						

Non-Div I Games: Concordia-St. Paul 83 58 Northwestern (IA) 100 57

South Dakota

Loss, Non-Conf, S Site, H Home A Away N Neutral

Average RPI Win:	182	WON-LOST	WINNING	LAST 10	STRENGTH OF	OPP. STRENGTH	TEAM	ADJ.	CONF.	ADJ CONF.
Average RPI Loss:	59	RECORD	PCT. RANK	GAMES	SCHEDULE	OF SCHEDULE	RPI	RPI	RPI	RPI
DIV. I ONLY	22- 8	49	6- 4	74	108	38	38	11	11	
DIV. I NON-CONF.	9- 3	63	0- 0	22	40	13	13	10	10	
TOTALS	RPI 1-25	RPI 26-50	W-L RECORDS	RPI 51-100	RPI 101-150	RPI 150+				
22- 8	1- 2	0- 1	OVERALL	6- 4	2- 1	13- 0				
12- 1	1- 0	0- 1	HOME	4- 0	1- 0	6- 0				
8- 6	0- 2	0- 0	AWAY	2- 3	1- 1	5- 0				
2- 1	0- 0	0- 0	NEUTRAL	0- 1	0- 0	2- 0				
9- 3	1- 2	0- 1	NON-CONFERENCE	3- 0	1- 0	4- 0				
4- 1	1- 0	0- 1	HOME	1- 0	0- 0	2- 0				
4- 2	0- 2	0- 0	AWAY	2- 0	1- 0	1- 0				
1- 0	0- 0	0- 0	NEUTRAL	0- 0	0- 0	1- 0				
13- 5	0- 0	0- 0	CONFERENCE	3- 4	1- 1	9- 0				
8- 0	0- 0	0- 0	HOME	3- 0	1- 0	4- 0				
4- 4	0- 0	0- 0	AWAY	0- 3	0- 1	4- 0				
1- 1	0- 0	0- 0	NEUTRAL	0- 1	0- 0	1- 0				

RPI 1-25				RPI 26-50				Team's RPI: 38	RPI 51-100				RPI 101+			
RPI	S	Opponent	Score	RPI	S	Opponent	Score		RPI	S	Opponent	Score	RPI	S	Opponent	Score
11	A	Louisville	30 83	28	H	Green Bay	43 67		52	A	UNI	61 50	131	A	North Dakota	83 72
20	A	Oklahoma	60 74						54	H	George Washington	60 55	149	A	Omaha	82 83
23	H	Creighton	63 56						59	A	Western Ill.	77 83	149	H	Omaha	76 64
									59	H	Western Ill.	73 58	159	A	Oral Roberts	78 57
									63	A	IUPUI	59 64	159	H	Oral Roberts	82 35
									63	H	IUPUI	68 49	159	N	Oral Roberts	65 50
									63	N	IUPUI	61 65	173	A	Wichita St.	78 58
									64	A	Iowa	66 64	206	H	SIUE	82 49
									77	A	South Dakota	62 65	287	H	Ark.-Pine Bluff	103 45
									77	H	South Dakota	70 58	305	A	North Dakota St.	69 66
													305	H	North Dakota St.	70 44
													310	A	Denver	72 63
													310	H	Denver	78 54
													316	A	Fort Wayne	76 59
													316	H	Fort Wayne	73 51
													323	N	Montana	84 43
LAST 12 Division I GAMES:																
		63	N	IUPUI			61 65		159	H	Oral Roberts				82	35
		159	N	Oral Roberts			65 50		77	H	South Dakota				70	58
		310	H	Denver			78 54		305	H	North Dakota St.				70	44
		316	A	Fort Wayne			76 59		149	A	Omaha				82	83
		59	A	Western Ill.			77 83		59	H	Western Ill.				73	58
		63	A	IUPUI			59 64		310	A	Denver				72	63

Non-Div I Games:

South Dakota St.

■ Loss,
 ■ Non-Conf, S Site,
 ■ Home
 ■ Away
 N Neutral

Average RPI Win: 152		WON-LOST	WINNING	LAST 10	STRENGTH OF	OPP. STRENGTH	TEAM	ADJ.	CONF.	ADJ CONF.
Average RPI Loss: 51		RECORD	PCT. RANK	GAMES	SCHEDULE	OF SCHEDULE	RPI	RPI	RPI	RPI
DIV. I ONLY		24- 8	36	6- 4	52	55	30	30	5	5
DIV. I NON-CONF.		11- 2	23	0- 0	147	136	54	54	5	5
TOTALS		RPI 1-25	RPI 26-50		W-L RECORDS		RPI 51-100	RPI 101-150	RPI 150+	
24- 8	2- 5	0- 0		OVERALL		6- 1	5- 1	11- 1		
10- 4	0- 3	0- 0		HOME		2- 1	2- 0	6- 0		
8- 2	1- 1	0- 0		AWAY		2- 0	1- 0	4- 1		
6- 2	1- 1	0- 0		NEUTRAL		2- 0	2- 1	1- 0		
11- 2	0- 1	0- 0		NON-CONFERENCE		2- 0	3- 1	6- 0		
5- 1	0- 1	0- 0		HOME		1- 0	1- 0	3- 0		
2- 0	0- 0	0- 0		AWAY		0- 0	0- 0	2- 0		
4- 1	0- 0	0- 0		NEUTRAL		1- 0	2- 1	1- 0		
13- 6	2- 4	0- 0		CONFERENCE		4- 1	2- 0	5- 1		
5- 3	0- 2	0- 0		HOME		1- 1	1- 0	3- 0		
6- 2	1- 1	0- 0		AWAY		2- 0	1- 0	2- 1		
2- 1	1- 1	0- 0		NEUTRAL		1- 0	0- 0	0- 0		

RPI 1-25				RPI 26-50				Team's RPI: 30				RPI 51-100				RPI 101+			
RPI	S	Opponent	Score	RPI	S	Opponent	Score	RPI	S	Opponent	Score	RPI	S	Opponent	Score	RPI	S	Opponent	Score
1	A	UConn	37 102					74	A	Tulane	62 53	107	N	UNLV	77 42				
1	H	UConn	68 96					74	H	Tulane	66 56	111	N	Long Beach St.	68 73				
1	N	UConn	44 100					86	N	Georgia	81 65	112	H	Stetson	74 60				
11	H	Louisville	52 66					95	H	Jacksonville	64 52	118	N	North Carolina	83 55				
18	A	Temple	55 51					97	H	UCF	62 66	144	A	Tulsa	90 64				
18	H	Temple	71 77					100	A	SMU	52 51	144	H	Tulsa	84 68				
18	N	Temple	63 58					100	N	SMU	62 55	158	N	Santa Clara	63 54				
												167	A	Memphis	57 62				
												167	H	Memphis	79 49				
												172	A	East Carolina	76 66				
												172	H	East Carolina	79 48				
												175	A	Houston	79 50				
												183	H	Cincinnati	72 52				
												242	H	Saint Francis (PA)	129 80				
												259	A	Butler	74 59				
												294	H	North Florida	78 42				
												309	H	FIU	91 41				
												317	A	Arkansas St.	78 59				
LAST 12 Division I GAMES:																			
				1	N	UConn	44 100	18	H	Temple	71 77								
				18	N	Temple	63 58	97	H	UCF	62 66								
				100	N	SMU	62 55	74	H	Tulane	66 56								
				1	H	UConn	68 96	172	A	East Carolina	76 66								
				144	A	Tulsa	90 64	167	A	Memphis	57 62								
				175	A	Houston	79 50	183	H	Cincinnati	72 52								

Non-Div I Games:

South Fla.

■ Loss,
 ■ Non-Conf,
 ■ S Site,
 ■ Home
 ■ A Away
 N Neutral

Average RPI Win:	267	WON-LOST	WINNING	LAST 10	STRENGTH OF	OPP. STRENGTH	TEAM	ADJ.	CONF.	ADJ CONF.
Average RPI Loss:	184	RECORD	PCT. RANK	GAMES	SCHEDULE	OF SCHEDULE	RPI	RPI	RPI	RPI
DIV. I ONLY	11- 17	231	5- 5	279	296	267	267	26	26	
DIV. I NON-CONF.	4- 7	224	0- 0	261	307	283	283	26	26	
TOTALS	RPI 1-25	RPI 26-50	W-L RECORDS	RPI 51-100	RPI 101-150	RPI 150+				
11- 17	0- 0	0- 0	OVERALL	0- 4	0- 1	11- 12				
4- 9	0- 0	0- 0	HOME	0- 2	0- 0	4- 7				
6- 6	0- 0	0- 0	AWAY	0- 1	0- 0	6- 5				
1- 2	0- 0	0- 0	NEUTRAL	0- 1	0- 1	1- 0				
4- 7	0- 0	0- 0	NON-CONFERENCE	0- 2	0- 1	4- 4				
2- 3	0- 0	0- 0	HOME	0- 2	0- 0	2- 1				
1- 3	0- 0	0- 0	AWAY	0- 0	0- 0	1- 3				
1- 1	0- 0	0- 0	NEUTRAL	0- 0	0- 1	1- 0				
7- 10	0- 0	0- 0	CONFERENCE	0- 2	0- 0	7- 8				
2- 6	0- 0	0- 0	HOME	0- 0	0- 0	2- 6				
5- 3	0- 0	0- 0	AWAY	0- 1	0- 0	5- 2				
0- 1	0- 0	0- 0	NEUTRAL	0- 1	0- 0	0- 0				

RPI S	Opponent	Score	RPI S	Opponent	Score	RPI S	Opponent	Score	RPI S	Opponent	Score	Team's RPI: 267
						57	A Belmont	77 89	141	N Louisiana	78 82	
						57	N Belmont	59 74	167	A Memphis	63 65	
						59	H Western Ill.	87 100	178	A Southern Ill.	70 77	
						94	H Saint Louis	50 89	179	H Morehead St.	72 82	
									183	H Cincinnati	75 83	
									206	A SIUE	69 70	
									206	H SIUE	78 74	
									207	A Xavier	48 54	
									221	A UT Martin	82 79	
									221	H UT Martin	73 82	
									225	A Evansville	76 74	
									252	A Jacksonville St.	65 58	
									253	A Tennessee St.	75 67	
									262	A Austin Peay	74 84	
									262	H Austin Peay	64 74	
									264	A Murray St.	80 67	
									264	H Murray St.	79 70	
									271	H Eastern Ky.	63 74	
									282	H Tennessee Tech	63 74	
									299	H Lipscomb	79 63	
									300	A Eastern Ill.	107 65	
									300	H Eastern Ill.	62 71	
									307	N Alcorn	68 50	
									349	H Alabama A&M	75 47	
LAST 12 Division I GAMES:												
			57	N Belmont	59 74	179	H Morehead St.	72 82				
			262	H Austin Peay	64 74	252	A Jacksonville St.	65 58				
			264	A Murray St.	80 67	262	A Austin Peay	74 84				
			221	H UT Martin	73 82	264	H Murray St.	79 70				
			300	A Eastern Ill.	107 65	300	H Eastern Ill.	62 71				
			206	H SIUE	78 74	206	A SIUE	69 70				

Non-Div I Games: Hannibal-La Grange 99 52 Stephens College 107 59

Southeast Mo. St.

Loss, Non-Conf, S Site, H Home A Away N Neutral

Average RPI Win:	262	WON-LOST	WINNING	LAST 10	STRENGTH OF	OPP. STRENGTH	TEAM	ADJ.	CONF.	ADJ CONF.
Average RPI Loss:	195	RECORD	PCT. RANK	GAMES	SCHEDULE	OF SCHEDULE	RPI	RPI	RPI	RPI
DIV. I ONLY	4- 24	330	1- 9	229	290	329	329	27	27	
DIV. I NON-CONF.	1- 9	323	0- 0	67	197	282	282	27	27	
TOTALS	RPI 1-25	RPI 26-50	W-L RECORDS	RPI 51-100	RPI 101-150	RPI 150+				
4- 24	0- 1	0- 0	OVERALL	0- 5	0- 5	4- 13				
3- 8	0- 0	0- 0	HOME	0- 2	0- 1	3- 5				
1- 16	0- 1	0- 0	AWAY	0- 3	0- 4	1- 8				
0- 0	0- 0	0- 0	NEUTRAL	0- 0	0- 0	0- 0				
1- 9	0- 1	0- 0	NON-CONFERENCE	0- 2	0- 3	1- 3				
1- 1	0- 0	0- 0	HOME	0- 0	0- 0	1- 1				
0- 8	0- 1	0- 0	AWAY	0- 2	0- 3	0- 2				
0- 0	0- 0	0- 0	NEUTRAL	0- 0	0- 0	0- 0				
3- 15	0- 0	0- 0	CONFERENCE	0- 3	0- 2	3- 10				
2- 7	0- 0	0- 0	HOME	0- 2	0- 1	2- 4				
1- 8	0- 0	0- 0	AWAY	0- 1	0- 1	1- 6				
0- 0	0- 0	0- 0	NEUTRAL	0- 0	0- 0	0- 0				

RPI 1-25				RPI 26-50				RPI 51-100				RPI 101+ Team's RPI: 329			
RPI	S	Opponent	Score	RPI	S	Opponent	Score	RPI	S	Opponent	Score	RPI	S	Opponent	Score
7	A	Baylor	38 109					55	A	Colorado St.	31 77	108	H	Abilene Christian	57 82
								82	A	Central Ark.	55 77	110	A	Colorado	54 112
								82	H	Central Ark.	64 78	120	A	Ole Miss	31 81
								84	A	Florida	51 102	135	A	Lamar University	68 86
								89	H	SFA	62 92	141	A	Louisiana	77 86
												171	H	Bethune-Cookman	75 63
												175	A	Houston	80 83
												201	H	Grambling	71 87
												236	A	New Orleans	87 102
												236	H	New Orleans	85 70
												266	A	A&M-Corpus Christi	61 77
												266	H	A&M-Corpus Christi	53 69
												280	H	McNeese	83 86
												297	A	Nicholls St.	57 92
												297	H	Nicholls St.	60 76
												304	A	Northwestern St.	71 89
												304	H	Northwestern St.	69 58
												333	A	Incarnate Word	56 96
												333	H	Incarnate Word	76 85
												334	A	Jackson St.	66 83
												337	A	Houston Baptist	87 71
												340	A	Sam Houston St.	61 68
LAST 12 Division I GAMES:															
236	A	New Orleans	87 102	266	H	A&M-Corpus Christi	53 69								
297	A	Nicholls St.	57 92	82	A	Central Ark.	55 77								
82	H	Central Ark.	64 78	297	H	Nicholls St.	60 76								
89	H	SFA	62 92	340	A	Sam Houston St.	61 68								
304	A	Northwestern St.	71 89	304	H	Northwestern St.	69 58								
236	H	New Orleans	85 70	333	A	Incarnate Word	56 96								

Non-Div I Games: Mobile 67 52

Southeastern La.

■ Loss,
 ■ Non-Conf, S Site,
 ■ Home
 ■ Away
 N Neutral

Average RPI Win:	157	WON-LOST	WINNING	LAST 10	STRENGTH OF	OPP. STRENGTH	TEAM	ADJ.	CONF.	ADJ CONF.
Average RPI Loss:	43	RECORD	PCT. RANK	GAMES	SCHEDULE	OF SCHEDULE	RPI	RPI	RPI	RPI
DIV. I ONLY	14- 16	192	3- 7	35	18	92	92	1	1	
DIV. I NON-CONF.	9- 2	37	0- 0	150	175	56	56	1	1	
TOTALS	RPI 1-25	RPI 26-50	W-L RECORDS	RPI 51-100	RPI 101-150	RPI 150+				
14- 16	2- 7	1- 3	OVERALL	0- 3	4- 3	7- 0				
8- 6	0- 4	1- 1	HOME	0- 1	4- 0	3- 0				
4- 9	2- 3	0- 2	AWAY	0- 1	0- 3	2- 0				
2- 1	0- 0	0- 0	NEUTRAL	0- 1	0- 0	2- 0				
9- 2	1- 1	0- 0	NON-CONFERENCE	0- 0	1- 1	7- 0				
4- 1	0- 1	0- 0	HOME	0- 0	1- 0	3- 0				
3- 1	1- 0	0- 0	AWAY	0- 0	0- 1	2- 0				
2- 0	0- 0	0- 0	NEUTRAL	0- 0	0- 0	2- 0				
5- 14	1- 6	1- 3	CONFERENCE	0- 3	3- 2	0- 0				
4- 5	0- 3	1- 1	HOME	0- 1	3- 0	0- 0				
1- 8	1- 3	0- 2	AWAY	0- 1	0- 2	0- 0				
0- 1	0- 0	0- 0	NEUTRAL	0- 1	0- 0	0- 0				

RPI	S	Opponent	Score	RPI	S	Opponent	Score	RPI	S	Opponent	Score	RPI	S	Opponent	Score
4	A	Oregon St.	70 50	34	A	Arizona St.	62 69	56	A	California	56 63	101	A	Washington St.	57 74
4	H	Oregon St.	60 74	34	H	Arizona St.	65 50	56	N	California	58 71	101	H	Washington St.	80 64
5	H	Mississippi St.	72 76	36	A	Oregon	50 73	79	H	Utah	53 58	107	A	UNLV	66 77
6	A	Stanford	42 58	36	H	Oregon	53 59					110	H	Colorado	79 54
9	A	UCLA	67 71									111	H	Long Beach St.	82 74
9	H	UCLA	59 74									130	A	Arizona	62 67
10	A	Washington	67 77									130	H	Arizona	58 54
10	H	Washington	74 87									166	N	Missouri St.	89 67
22	A	Texas A&M	66 62									187	H	UC Riverside	67 49
												201	H	Grambling	75 64
												241	H	Hawaii	76 44
												276	N	Portland	67 54
												286	A	Sacramento St.	111 95
												328	A	UC Irvine	83 45
LAST 12 Division I GAMES:															
		56 N California	58 71			4 A Oregon St.	70 50								
		130 A Arizona	62 67			56 A California	56 63								
		34 A Arizona St.	62 69			6 A Stanford	42 58								
		10 H Washington	74 87			34 H Arizona St.	65 50								
		101 H Washington St.	80 64			130 H Arizona	58 54								
		36 A Oregon	50 73			9 A UCLA	67 71								

Non-Div I Games:

Southern California

■ Loss,
■ Non-Conf,
■ S Site,
■ H Home
■ A Away
N Neutral

Average RPI Win:	228	WON-LOST	WINNING	LAST 10	STRENGTH OF	OPP. STRENGTH	TEAM	ADJ.	CONF.	ADJ CONF.
Average RPI Loss:	145	RECORD	PCT. RANK	GAMES	SCHEDULE	OF SCHEDULE	RPI	RPI	RPI	RPI
DIV. I ONLY	15- 14	162	6- 4	214	179	178	178	16	16	
DIV. I NON-CONF.	5- 5	165	0- 0	164	204	163	163	14	14	
TOTALS	RPI 1-25	RPI 26-50	W-L RECORDS	RPI 51-100	RPI 101-150	RPI 150+				
15- 14	0- 1	0- 2	OVERALL	2- 2	0- 0	13- 9				
8- 5	0- 0	0- 1	HOME	1- 0	0- 0	7- 4				
7- 7	0- 1	0- 1	AWAY	1- 1	0- 0	6- 4				
0- 2	0- 0	0- 0	NEUTRAL	0- 1	0- 0	0- 1				
5- 5	0- 1	0- 0	NON-CONFERENCE	1- 1	0- 0	4- 3				
3- 1	0- 0	0- 0	HOME	0- 0	0- 0	3- 1				
2- 3	0- 1	0- 0	AWAY	1- 0	0- 0	1- 2				
0- 1	0- 0	0- 0	NEUTRAL	0- 1	0- 0	0- 0				
10- 9	0- 0	0- 2	CONFERENCE	1- 1	0- 0	9- 6				
5- 4	0- 0	0- 1	HOME	1- 0	0- 0	4- 3				
5- 4	0- 0	0- 1	AWAY	0- 1	0- 0	5- 2				
0- 1	0- 0	0- 0	NEUTRAL	0- 0	0- 0	0- 1				

RPI 1-25				RPI 26-50				RPI 51-100				RPI 101+ Team's RPI: 178			
RPI	S	Opponent	Score	RPI	S	Opponent	Score	RPI	S	Opponent	Score	RPI	S	Opponent	Score
20	A	Oklahoma	48 80	26	A	Drake	59 75	52	A	UNI	49 79	166	A	Missouri St.	59 73
				26	H	Drake	60 71	52	H	UNI	64 59	166	H	Missouri St.	60 78
								58	A	Purdue	64 61	167	H	Memphis	69 61
								77	N	South Dakota	57 68	173	A	Wichita St.	61 58
												173	H	Wichita St.	77 54
												173	N	Wichita St.	60 73
												191	H	UAB	49 64
												206	A	SIUE	59 60
												221	A	UT Martin	68 76
												225	A	Evansville	60 63
												225	H	Evansville	61 74
												232	A	Bradley	66 57
												232	H	Bradley	69 63
												251	A	Indiana St.	70 66
												251	H	Indiana St.	53 68
												264	H	Murray St.	70 63
												267	H	Southeast Mo. St.	77 70
												292	A	UMKC	77 69
												303	A	Illinois St.	63 56
												303	H	Illinois St.	57 48
												326	A	Loyola Chicago	71 46
												326	H	Loyola Chicago	73 57
LAST 12 Division I GAMES:															
				173	N	Wichita St.	60 73	173	A	Wichita St.	61 58				
				326	A	Loyola Chicago	71 46	166	A	Missouri St.	59 73				
				251	A	Indiana St.	70 66	52	H	UNI	64 59				
				232	H	Bradley	69 63	26	H	Drake	60 71				
				303	H	Illinois St.	57 48	303	A	Illinois St.	63 56				
				225	H	Evansville	61 74	232	A	Bradley	66 57				

Non-Div I Games: Brescia 104 35

Southern Ill.

■ Loss,
 ■ Non-Conf,
 ■ S Site,
 ■ Home
 ■ A Away
 N Neutral

Average RPI Win:	211	WON-LOST	WINNING	LAST 10	STRENGTH OF	OPP. STRENGTH	TEAM	ADJ.	CONF.	ADJ CONF.
Average RPI Loss:	110	RECORD	PCT. RANK	GAMES	SCHEDULE	OF SCHEDULE	RPI	RPI	RPI	RPI
DIV. I ONLY	22- 10	71	9- 1	167	135	102	102	14	14	
DIV. I NON-CONF.	7- 4	114	0- 0	228	167	171	171	16	16	
TOTALS	RPI 1-25	RPI 26-50	W-L RECORDS	RPI 51-100	RPI 101-150	RPI 150+				
22- 10	0- 1	0- 2	OVERALL	2- 2	4- 2	16- 3				
13- 2	0- 1	0- 0	HOME	1- 0	3- 1	9- 0				
6- 5	0- 0	0- 0	AWAY	0- 0	0- 0	6- 0				
3- 3	0- 0	0- 1	NEUTRAL	1- 1	1- 0	1- 1				
7- 4	0- 1	0- 0	NON-CONFERENCE	0- 2	1- 0	6- 1				
5- 1	0- 1	0- 0	HOME	0- 0	1- 0	4- 0				
1- 1	0- 0	0- 0	AWAY	0- 1	0- 0	1- 0				
1- 2	0- 0	0- 0	NEUTRAL	0- 1	0- 0	1- 1				
15- 6	0- 0	0- 2	CONFERENCE	2- 0	3- 2	10- 2				
8- 1	0- 0	0- 0	HOME	1- 0	2- 1	5- 0				
5- 4	0- 0	0- 1	AWAY	0- 0	0- 1	5- 2				
2- 1	0- 0	0- 1	NEUTRAL	1- 0	1- 0	0- 0				

RPI S	Opponent	Score	RPI S	Opponent	Score	RPI S	Opponent	Score	RPI S	Opponent	Score	Team's RPI: 102
5	H Mississippi St.	50 72	35	A Western Ky.	53 79	56	N California	51 71	120	H Charlotte	61 78	
			35	N Western Ky.	56 67	74	A Tulane	67 86	136	H Old Dominion	84 69	
						85	H Middle Tenn.	81 61	136	N Old Dominion	80 74	
						85	N Middle Tenn.	59 54	139	A Louisiana Tech	61 72	
									139	H Louisiana Tech	72 63	
									141	H Louisiana	71 49	
									157	A Rice	68 76	
									157	H Rice	79 60	
									186	A North Texas	62 75	
									186	H North Texas	70 48	
									188	A UTSA	69 68	
									188	H UTSA	74 71	
									191	H UAB	64 59	
									207	N Xavier	73 59	
									209	H Alabama St.	70 43	
									236	H New Orleans	78 53	
									246	A South Ala.	57 48	
									250	A Marshall	82 78	
									296	N Northern Ky.	53 58	
									302	A UTEP	79 68	
									302	H UTEP	73 48	
									307	H Alcorn	99 56	
									309	A FIU	75 37	
									313	H Mississippi Val.	83 55	
									338	A Fla. Atlantic	82 67	
LAST 12 Division I GAMES:												
			35	N Western Ky.	56 67	338	A Fla. Atlantic	82 67				
			85	N Middle Tenn.	59 54	309	A FIU	75 37				
			136	N Old Dominion	80 74	302	H UTEP	73 48				
			139	H Louisiana Tech	72 63	188	H UTSA	74 71				
			186	H North Texas	70 48	35	A Western Ky.	53 79				
			157	H Rice	79 60	250	A Marshall	82 78				

Non-Div I Games: William Carey 92 39

Southern Miss.

■ Loss,
 ■ Non-Conf, S Site,
 ■ Home
 ■ Away
 N Neutral

Average RPI Win: 288	WON-LOST	WINNING	LAST 10	STRENGTH OF	OPP. STRENGTH	TEAM	ADJ.	CONF.	ADJ CONF.
Average RPI Loss: 166	RECORD	PCT. RANK	GAMES	SCHEDULE	OF SCHEDULE	RPI	RPI	RPI	RPI
DIV. I ONLY	13- 14	184	6- 4	304	311	230	230	30	30
DIV. I NON-CONF.	1- 6	310	0- 0	40	4	217	217	30	30
TOTALS	RPI 1-25	RPI 26-50	W-L RECORDS	RPI 51-100	RPI 101-150	RPI 150+			
13- 14	0- 2	0- 2	OVERALL	0- 0	0- 0	13- 10			
9- 2	0- 0	0- 0	HOME	0- 0	0- 0	9- 2			
4- 10	0- 0	0- 0	AWAY	0- 0	0- 0	4- 1			
0- 2	0- 1	0- 0	NEUTRAL	0- 0	0- 0	0- 1			
1- 6	0- 2	0- 2	NON-CONFERENCE	0- 0	0- 0	1- 2			
1- 0	0- 0	0- 0	HOME	0- 0	0- 0	1- 0			
0- 5	0- 1	0- 2	AWAY	0- 0	0- 0	0- 2			
0- 1	0- 1	0- 0	NEUTRAL	0- 0	0- 0	0- 0			
12- 8	0- 0	0- 0	CONFERENCE	0- 0	0- 0	12- 8			
8- 2	0- 0	0- 0	HOME	0- 0	0- 0	8- 2			
4- 5	0- 0	0- 0	AWAY	0- 0	0- 0	4- 5			
0- 1	0- 0	0- 0	NEUTRAL	0- 0	0- 0	0- 1			

RPI 1-25				RPI 26-50				RPI 51-100				RPI 101+ Team's RPI: 230			
RPI	S	Opponent	Score	RPI	S	Opponent	Score	RPI	S	Opponent	Score	RPI	S	Opponent	Score
9	A	UCLA	47 95	27	A	Ohio St.	73 108					169	A	Texas Southern	46 58
22	N	Texas A&M	58 81	42	A	Michigan St.	55 70					169	H	Texas Southern	71 77
												171	H	Bethune-Cookman	61 59
												172	A	East Carolina	55 62
												201	A	Grambling	71 68
												201	H	Grambling	63 70
												201	N	Grambling	56 65
												209	A	Alabama St.	70 75
												209	H	Alabama St.	59 53
												246	A	South Ala.	48 55
												268	A	Prairie View	63 70
												268	H	Prairie View	86 72
												287	A	Ark.-Pine Bluff	59 63
												287	H	Ark.-Pine Bluff	67 50
												307	A	Alcorn	63 69
												307	H	Alcorn	73 67
												307	H	Alcorn	45 33
												313	A	Mississippi Val.	62 51
												313	H	Mississippi Val.	51 44
												334	A	Jackson St.	85 56
												334	H	Jackson St.	80 61
												349	A	Alabama A&M	66 54
												349	H	Alabama A&M	69 57
LAST 12 Division I GAMES:															
		201	N	Grambling	56 65			349	H	Alabama A&M	69 57				
		307	H	Alcorn	73 67			313	A	Mississippi Val.	62 51				
		169	A	Texas Southern	46 58			287	A	Ark.-Pine Bluff	59 63				
		268	A	Prairie View	63 70			334	H	Jackson St.	80 61				
		307	H	Alcorn	45 33			201	H	Grambling	63 70				
		209	H	Alabama St.	59 53			307	A	Alcorn	63 69				

Non-Div I Games: Spring Hill 68 53

Southern U.

■ Loss,
 ■ Non-Conf,
 ■ S Site,
 ■ Home
 ■ A Away
 N Neutral

Southern Utah

Through Games Of March 12, 2017

Average RPI Win:	214	WON-LOST	WINNING	LAST 10	STRENGTH OF	OPP. STRENGTH	TEAM	ADJ.	CONF.	ADJ CONF.
Average RPI Loss:	180	RECORD	PCT. RANK	GAMES	SCHEDULE	OF SCHEDULE	RPI	RPI	RPI	RPI
DIV. I ONLY	6- 23	316	2- 8	200	233	291	291	20	20	
DIV. I NON-CONF.	4- 6	209	0- 0	165	227	179	179	18	18	
TOTALS	RPI 1-25	RPI 26-50	W-L RECORDS	RPI 51-100	RPI 101-150	RPI 150+				
6- 23	0- 1	0- 0	OVERALL	0- 3	1- 9	5- 10				
1- 11	0- 0	0- 0	HOME	0- 0	0- 5	1- 6				
5- 11	0- 1	0- 0	AWAY	0- 3	1- 3	4- 4				
0- 1	0- 0	0- 0	NEUTRAL	0- 0	0- 1	0- 0				
4- 6	0- 1	0- 0	NON-CONFERENCE	0- 2	0- 1	4- 2				
0- 3	0- 0	0- 0	HOME	0- 0	0- 1	0- 2				
4- 3	0- 1	0- 0	AWAY	0- 2	0- 0	4- 0				
0- 0	0- 0	0- 0	NEUTRAL	0- 0	0- 0	0- 0				
2- 17	0- 0	0- 0	CONFERENCE	0- 1	1- 8	1- 8				
1- 8	0- 0	0- 0	HOME	0- 0	0- 4	1- 4				
1- 8	0- 0	0- 0	AWAY	0- 1	1- 3	0- 4				
0- 1	0- 0	0- 0	NEUTRAL	0- 0	0- 1	0- 0				

RPI 1-25				RPI 26-50				RPI 51-100				RPI 101+ Team's RPI: 291			
RPI	S	Opponent	Score	RPI	S	Opponent	Score	RPI	S	Opponent	Score	RPI	S	Opponent	Score
4	A	Oregon St.	38 77					65	A	Montana St.	68 71	129	A	Northern Colo.	55 74
								79	A	Utah	43 69	129	H	Northern Colo.	53 83
								99	A	Wyoming	48 68	130	H	Arizona	65 77
												131	A	North Dakota	70 75
												131	H	North Dakota	65 68
												134	A	Eastern Wash.	64 63
												134	H	Eastern Wash.	66 67
												150	A	Idaho	61 76
												150	H	Idaho	68 85
												150	N	Idaho	68 83
												153	H	Idaho St.	68 71
												155	A	CSUN	77 71
												189	A	Utah St.	70 54
												214	A	Portland St.	74 81
												214	H	Portland St.	82 64
												239	H	Weber St.	68 73
												245	H	Grand Canyon	73 76
												263	A	CSU Bakersfield	65 59
												286	A	Sacramento St.	69 81
												286	H	Sacramento St.	104 110
												295	A	Northern Ariz.	65 77
												295	H	Northern Ariz.	68 77
												323	A	Montana	55 64
												328	A	UC Irvine	70 58
												332	H	Utah Valley	64 70
LAST 12 Division I GAMES:															
150	N	Idaho	68 83	65	A	Montana St.	68 71								
150	A	Idaho	61 76	323	A	Montana	55 64								
134	A	Eastern Wash.	64 63	153	H	Idaho St.	68 71								
286	H	Sacramento St.	104 110	239	H	Weber St.	68 73								
214	H	Portland St.	82 64	129	A	Northern Colo.	55 74								
295	A	Northern Ariz.	65 77	131	A	North Dakota	70 75								

Non-Div I Games: Antelope Valley 89 76

Southern Utah

■ Loss,
 ■ Non-Conf,
 ■ S Site,
 ■ Home
 ■ A Away
 N Neutral

St. Bonaventure

Through Games Of March 12, 2017

Average RPI Win:	226	WON-LOST	WINNING	LAST 10	STRENGTH OF	OPP. STRENGTH	TEAM	ADJ.	CONF.	ADJ CONF.
Average RPI Loss:	140	RECORD	PCT. RANK	GAMES	SCHEDULE	OF SCHEDULE	RPI	RPI	RPI	RPI
DIV. I ONLY	9- 20	273	2- 8	124	167	247	247	12	12	
DIV. I NON-CONF.	5- 7	205	0- 0	157	252	204	204	12	12	
TOTALS	RPI 1-25	RPI 26-50	W-L RECORDS	RPI 51-100	RPI 101-150	RPI 150+				
9- 20	0- 0	0- 2	OVERALL	0- 5	3- 6	6- 7				
6- 7	0- 0	0- 1	HOME	0- 2	2- 2	4- 2				
1- 13	0- 0	0- 1	AWAY	0- 3	0- 4	1- 5				
2- 0	0- 0	0- 0	NEUTRAL	0- 0	1- 0	1- 0				
5- 7	0- 0	0- 1	NON-CONFERENCE	0- 2	2- 1	3- 3				
3- 2	0- 0	0- 0	HOME	0- 1	1- 0	2- 1				
0- 5	0- 0	0- 1	AWAY	0- 1	0- 1	0- 2				
2- 0	0- 0	0- 0	NEUTRAL	0- 0	1- 0	1- 0				
4- 13	0- 0	0- 1	CONFERENCE	0- 3	1- 5	3- 4				
3- 5	0- 0	0- 1	HOME	0- 1	1- 2	2- 1				
1- 8	0- 0	0- 0	AWAY	0- 2	0- 3	1- 3				
0- 0	0- 0	0- 0	NEUTRAL	0- 0	0- 0	0- 0				

RPI S	Opponent	Score	RPI S	Opponent	Score	RPI S	Opponent	Score	RPI S	Opponent	Score	Team's RPI: 247
33	H Dayton	60 62	54	A George Washington	57 63	109	N Rider	60 47				
44	A Toledo	50 74	62	H Bucknell	35 57	113	H Albany (NY)	67 59				
			94	A Saint Louis	49 64	116	A Saint Joseph's	53 70				
			94	H Saint Louis	58 74	119	A Fordham	45 57				
			98	A Buffalo	47 68	119	H Fordham	44 60				
						124	A Duquesne	61 83				
						124	H Duquesne	69 56				
						138	A Delaware	40 43				
						147	H VCU	60 77				
						170	A La Salle	70 73				
						170	H La Salle	45 57				
						193	A George Mason	49 52				
						229	A Richmond	54 61				
						254	H Canisius	57 74				
						258	H Stony Brook	51 37				
						262	N Austin Peay	58 57				
						265	A Niagara	43 65				
						275	H Colgate	70 57				
						277	H Davidson	70 51				
						284	A Eastern Mich.	56 75				
						301	H Rhode Island	78 69				
						311	A Massachusetts	55 38				
LAST 12 Division I GAMES:												
170	A La Salle	70 73	119	A Fordham	45 57							
124	A Duquesne	61 83	116	A Saint Joseph's	53 70							
147	H VCU	60 77	277	H Davidson	70 51							
54	A George Washington	57 63	124	H Duquesne	69 56							
94	H Saint Louis	58 74	311	A Massachusetts	55 38							
170	H La Salle	45 57	119	H Fordham	44 60							

Non-Div I Games:

St. Bonaventure

Loss, Non-Conf, S Site, H Home A Away N Neutral

St. Francis Brooklyn

Through Games Of March 12, 2017

Average RPI Win:	284	WON-LOST	WINNING	LAST 10	STRENGTH OF	OPP. STRENGTH	TEAM	ADJ.	CONF.	ADJ CONF.
Average RPI Loss:	225	RECORD	PCT. RANK	GAMES	SCHEDULE	OF SCHEDULE	RPI	RPI	RPI	RPI
DIV. I ONLY	8- 22	296	2- 8	315	335	324	324	31	31	
DIV. I NON-CONF.	2- 9	293	0- 0	212	268	318	318	32	32	
TOTALS	RPI 1-25	RPI 26-50	W-L RECORDS	RPI 51-100	RPI 101-150	RPI 150+				
8- 22	0- 0	0- 1	OVERALL	0- 0	0- 3	8- 18				
4- 9	0- 0	0- 0	HOME	0- 0	0- 0	4- 9				
4- 12	0- 0	0- 1	AWAY	0- 0	0- 3	4- 8				
0- 1	0- 0	0- 0	NEUTRAL	0- 0	0- 0	0- 1				
2- 9	0- 0	0- 1	NON-CONFERENCE	0- 0	0- 3	2- 5				
2- 2	0- 0	0- 0	HOME	0- 0	0- 0	2- 2				
0- 6	0- 0	0- 1	AWAY	0- 0	0- 3	0- 2				
0- 1	0- 0	0- 0	NEUTRAL	0- 0	0- 0	0- 1				
6- 13	0- 0	0- 0	CONFERENCE	0- 0	0- 0	6- 13				
2- 7	0- 0	0- 0	HOME	0- 0	0- 0	2- 7				
4- 6	0- 0	0- 0	AWAY	0- 0	0- 0	4- 6				
0- 0	0- 0	0- 0	NEUTRAL	0- 0	0- 0	0- 0				

RPI 1-25			RPI 26-50			RPI 51-100			RPI 101+ Team's RPI: 324		
RPI	S	Opponent	Score	RPI	S	Opponent	Score	RPI	S	Opponent	Score
				41	A	James Madison	57 83	109	A	Rider	60 77
								110	A	Colorado	54 81
								148	A	Iona	46 62
								161	A	Army West Point	46 69
								176	N	Boston College	58 73
								181	A	Robert Morris	56 49
								181	H	Robert Morris	54 61
								202	A	Sacred Heart	58 61
								202	A	Sacred Heart	69 90
								202	H	Sacred Heart	74 81
								218	H	Monmouth	87 78
								226	H	Howard	63 78
								242	A	Saint Francis (PA)	62 79
								242	H	Saint Francis (PA)	59 75
								244	A	Bryant	54 63
								244	H	Bryant	63 47
								269	A	Loyola Maryland	60 69
								279	H	Manhattan	52 55
								289	A	Mt. St. Mary's	71 55
								289	H	Mt. St. Mary's	44 62
								306	A	Central Conn. St.	44 71
								306	H	Central Conn. St.	53 61
								327	H	Saint Peter's	58 52
								336	A	LIU Brooklyn	56 54
								336	H	LIU Brooklyn	58 62
								339	A	Fairleigh Dickinson	66 59
LAST 12 Division I GAMES:											
202	A	Sacred Heart	69 90	244	A	Bryant	54 63				
289	A	Mt. St. Mary's	71 55	242	H	Saint Francis (PA)	59 75				
306	A	Central Conn. St.	44 71	181	H	Robert Morris	54 61				
336	H	LIU Brooklyn	58 62	341	A	Wagner	45 58				
341	H	Wagner	63 50	339	H	Fairleigh Dickinson	58 59				
202	A	Sacred Heart	58 61	339	A	Fairleigh Dickinson	66 59				

Non-Div I Games:

St. Francis Brooklyn

■ Loss,
 ■ Non-Conf,
 ■ S Site,
 ■ Home
 ■ A Away
 N Neutral

S
t
.
F
r
a
n
c
i
s
B
r
o
o
k
l
y
n

RPI S Opponent St. Francis Brooklyn Score

Through Games Of March 12, 2017

RPI	S	Opponent	Score
339	H	Fairleigh Dickinson	58 59
341	A	Wagner	45 58
341	H	Wagner	63 50

St. Francis Brooklyn

S
t
.
F
r
a
n
c
i
s
B
r
o
o
k
l
y
n

Average RPI Win:	155	WON-LOST	WINNING	LAST 10	STRENGTH OF	OPP. STRENGTH	TEAM	ADJ.	CONF.	ADJ CONF.
Average RPI Loss:	55	RECORD	PCT. RANK	GAMES	SCHEDULE	OF SCHEDULE	RPI	RPI	RPI	RPI
DIV. I ONLY	20- 11	97	6- 4	72	60	71	71	7	7	
DIV. I NON-CONF.	8- 3	67	0- 0	135	38	83	83	7	7	
<hr/>										
TOTALS	RPI 1-25	RPI 26-50	W-L RECORDS	RPI 51-100	RPI 101-150	RPI 150+				
20- 11	0- 6	3- 1	OVERALL	4- 2	3- 1	10- 1				
11- 5	0- 3	2- 0	HOME	1- 1	1- 1	7- 0				
7- 4	0- 2	1- 0	AWAY	1- 1	2- 0	3- 1				
2- 2	0- 1	0- 1	NEUTRAL	2- 0	0- 0	0- 0				
8- 3	0- 1	1- 1	NON-CONFERENCE	1- 0	3- 1	3- 0				
5- 2	0- 1	1- 0	HOME	0- 0	1- 1	3- 0				
2- 0	0- 0	0- 0	AWAY	0- 0	2- 0	0- 0				
1- 1	0- 0	0- 1	NEUTRAL	1- 0	0- 0	0- 0				
12- 8	0- 5	2- 0	CONFERENCE	3- 2	0- 0	7- 1				
6- 3	0- 2	1- 0	HOME	1- 1	0- 0	4- 0				
5- 4	0- 2	1- 0	AWAY	1- 1	0- 0	3- 1				
1- 1	0- 1	0- 0	NEUTRAL	1- 0	0- 0	0- 0				

RPI 1-25				RPI 26-50				RPI 51-100				Team's RPI: 71	RPI 101+			
RPI	S	Opponent	Score	RPI	S	Opponent	Score	RPI	S	Opponent	Score		RPI	S	Opponent	Score
15	H	Miami (FL)	50 62	29	A	Marquette	82 72	53	N	Virginia	66 55		113	H	Albany (NY)	54 36
17	A	DePaul	51 54	29	H	Marquette	70 64	67	A	Villanova	50 55		119	A	Fordham	59 45
17	H	DePaul	66 78	34	N	Arizona St.	41 54	67	H	Villanova	56 67		124	H	Duquesne	65 71
17	N	DePaul	41 59	41	H	James Madison	74 63	67	N	Villanova	56 40		125	A	William & Mary	73 57
23	A	Creighton	60 67					70	A	Georgetown	71 66		195	A	Providence	71 47
23	H	Creighton	43 55					70	H	Georgetown	65 54		195	H	Providence	60 50
													199	A	Seton Hall	59 64
													199	H	Seton Hall	77 71
													207	A	Xavier	65 48
													207	H	Xavier	64 55
													224	H	Rutgers	65 39
													259	A	Butler	62 41
													259	H	Butler	62 55
													298	H	Lafayette	64 46
													341	H	Wagner	62 34
<hr/>																
LAST 12 Division I GAMES:																
		17 N DePaul	41 59			67 H Villanova	56 67									
		67 N Villanova	56 40			29 A Marquette	82 72									
		199 H Seton Hall	77 71			17 A DePaul	51 54									
		23 A Creighton	60 67			207 H Xavier	64 55									
		195 A Providence	71 47			259 H Butler	62 55									
		70 H Georgetown	65 54			195 H Providence	60 50									

Non-Div I Games:

St. John's (NY)

■ Loss,
 ■ Non-Conf,
 ■ S Site,
 ■ H Home
 ■ A Away
 N Neutral

St. Mary's (CA)

Through Games Of March 12, 2017

Average RPI Win:	198	WON-LOST	WINNING	LAST 10	STRENGTH OF	OPP. STRENGTH	TEAM	ADJ.	CONF.	ADJ CONF.
Average RPI Loss:	103	RECORD	PCT. RANK	GAMES	SCHEDULE	OF SCHEDULE	RPI	RPI	RPI	RPI
DIV. I ONLY	20- 12	107	7- 3	137	116	114	114	15	15	
DIV. I NON-CONF.	5- 6	186	0- 0	140	43	151	151	13	13	
TOTALS	RPI 1-25	RPI 26-50	W-L RECORDS	RPI 51-100	RPI 101-150	RPI 150+				
20- 12	0- 0	0- 1	OVERALL	2- 7	3- 1	15- 3				
9- 5	0- 0	0- 1	HOME	1- 3	2- 0	6- 1				
9- 6	0- 0	0- 0	AWAY	0- 3	1- 1	8- 2				
2- 1	0- 0	0- 0	NEUTRAL	1- 1	0- 0	1- 0				
5- 6	0- 0	0- 1	NON-CONFERENCE	0- 3	1- 1	4- 1				
1- 4	0- 0	0- 1	HOME	0- 2	1- 0	0- 1				
4- 2	0- 0	0- 0	AWAY	0- 1	0- 1	4- 0				
0- 0	0- 0	0- 0	NEUTRAL	0- 0	0- 0	0- 0				
15- 6	0- 0	0- 0	CONFERENCE	2- 4	2- 0	11- 2				
8- 1	0- 0	0- 0	HOME	1- 1	1- 0	6- 0				
5- 4	0- 0	0- 0	AWAY	0- 2	1- 0	4- 2				
2- 1	0- 0	0- 0	NEUTRAL	1- 1	0- 0	1- 0				

RPI S	Opponent	Score	RPI S	Opponent	Score	RPI S	Opponent	Score	RPI S	Opponent	Score	Team's RPI: 114
47	H Boise St.	78 83	56	H California	67 74	101	A Washington St.	69 85				
			66	A Gonzaga	58 59	129	H Northern Colo.	75 65				
			66	H Gonzaga	75 79	140	A San Francisco	64 62				
			66	N Gonzaga	75 86	140	H San Francisco	75 72				
			79	H Utah	62 63	155	H CSUN	61 73				
			83	A UC Davis	66 68	158	A Santa Clara	73 58				
			90	A BYU	65 70	158	H Santa Clara	55 53				
			90	H BYU	64 58	158	N Santa Clara	60 57				
			90	N BYU	59 49	160	A Northeastern	77 53				
						176	A Boston College	62 54				
						203	A San Jose St.	85 64				
						204	A Loyola Marymount	57 72				
						204	H Loyola Marymount	74 59				
						223	A San Diego	71 73				
						223	H San Diego	77 65				
						243	A Pacific	63 54				
						243	H Pacific	82 74				
						273	A Cal Poly	79 71				
						276	A Portland	75 65				
						276	H Portland	92 76				
						314	A Pepperdine	81 60				
						314	H Pepperdine	84 57				
LAST 12 Division I GAMES:												
			66	N Gonzaga	75 86	204	A Loyola Marymount	57 72				
			90	N BYU	59 49	66	A Gonzaga	58 59				
			158	N Santa Clara	60 57	276	A Portland	75 65				
			158	A Santa Clara	73 58	223	H San Diego	77 65				
			314	H Pepperdine	84 57	243	H Pacific	82 74				
			90	H BYU	64 58	158	H Santa Clara	55 53				

Non-Div I Games:

St. Mary's (CA)

■ Loss,
 ■ Non-Conf,
 ■ S Site,
 ■ H Home
 ■ A Away
 N Neutral

Average RPI Win:	93	WON-LOST	WINNING	LAST 10	STRENGTH OF	OPP. STRENGTH	TEAM	ADJ.	CONF.	ADJ CONF.
Average RPI Loss:	20	RECORD	PCT. RANK	GAMES	SCHEDULE	OF SCHEDULE	RPI	RPI	RPI	RPI
DIV. I ONLY	28- 5	9	8- 2	10	9	6	6	1	1	
DIV. I NON-CONF.	10- 2	32	0- 0	26	77	10	10	1	1	
TOTALS	RPI 1-25	RPI 26-50	W-L RECORDS	RPI 51-100	RPI 101-150	RPI 150+				
28- 5	3- 4	5- 0	OVERALL	8- 1	7- 0	5- 0				
12- 3	1- 2	2- 0	HOME	4- 1	3- 0	2- 0				
10- 2	1- 2	2- 0	AWAY	3- 0	3- 0	1- 0				
6- 0	1- 0	1- 0	NEUTRAL	1- 0	1- 0	2- 0				
10- 2	1- 1	0- 0	NON-CONFERENCE	3- 1	1- 0	5- 0				
5- 1	1- 0	0- 0	HOME	1- 1	1- 0	2- 0				
2- 1	0- 1	0- 0	AWAY	1- 0	0- 0	1- 0				
3- 0	0- 0	0- 0	NEUTRAL	1- 0	0- 0	2- 0				
18- 3	2- 3	5- 0	CONFERENCE	5- 0	6- 0	0- 0				
7- 2	0- 2	2- 0	HOME	3- 0	2- 0	0- 0				
8- 1	1- 1	2- 0	AWAY	2- 0	3- 0	0- 0				
3- 0	1- 0	1- 0	NEUTRAL	0- 0	1- 0	0- 0				

RPI	S	Opponent	Score	RPI	S	Opponent	Score	RPI	S	Opponent	Score	RPI	S	Opponent	Score
4	A	Oregon St.	47 50	34	A	Arizona St.	64 57	54	A	George Washington	71 52	101	A	Washington St.	76 54
4	H	Oregon St.	69 72	34	H	Arizona St.	66 56	56	A	California	72 66	101	N	Washington St.	66 36
4	N	Oregon St.	48 43	36	A	Oregon	65 59	56	H	California	72 54	110	A	Colorado	84 70
9	H	UCLA	76 85	36	H	Oregon	81 60	58	N	Purdue	78 69	110	H	Colorado	64 51
10	A	Washington	72 68	36	N	Oregon	71 56	66	H	Gonzaga	63 68	130	A	Arizona	77 55
13	H	Texas	71 59					79	A	Utah	77 58	130	H	Arizona	73 46
19	A	Tennessee	51 59					79	H	Utah	87 51	133	H	Yale	102 44
								83	H	UC Davis	68 42	155	H	CSUN	88 54
								92	H	Southern California	58 42	160	N	Northeastern	74 45
												173	N	Wichita St.	87 39
												263	A	CSU Bakersfield	77 56
												273	H	Cal Poly	83 55
LAST 12 Division I GAMES:															
		4 N Oregon St.	48 43			56 A California	72 66								
		36 N Oregon	71 56			79 H Utah	87 51								
		101 N Washington St.	66 36			110 H Colorado	64 51								
		36 A Oregon	65 59			9 H UCLA	76 85								
		4 A Oregon St.	47 50			92 H Southern California	58 42								
		56 H California	72 54			10 A Washington	72 68								

Non-Div I Games:

Stanford

Average RPI Win: 251	WON-LOST	WINNING	LAST 10	STRENGTH OF	OPP. STRENGTH	TEAM	ADJ.	CONF.	ADJ CONF.
Average RPI Loss: 114	RECORD	PCT. RANK	GAMES	SCHEDULE	OF SCHEDULE	RPI	RPI	RPI	RPI
DIV. I ONLY	23- 6	25	9- 1	283	257	112	112	25	25
DIV. I NON-CONF.	8- 4	97	0- 0	210	290	118	118	24	24
TOTALS	RPI 1-25	RPI 26-50	W-L RECORDS	RPI 51-100	RPI 101-150	RPI 150+			
23- 6	0- 0	0- 1	OVERALL	3- 3	0- 0	20- 2			
12- 3	0- 0	0- 0	HOME	1- 2	0- 0	11- 1			
9- 3	0- 0	0- 1	AWAY	2- 1	0- 0	7- 1			
2- 0	0- 0	0- 0	NEUTRAL	0- 0	0- 0	2- 0			
8- 4	0- 0	0- 1	NON-CONFERENCE	0- 1	0- 0	8- 2			
4- 1	0- 0	0- 0	HOME	0- 0	0- 0	4- 1			
2- 3	0- 0	0- 1	AWAY	0- 1	0- 0	2- 1			
2- 0	0- 0	0- 0	NEUTRAL	0- 0	0- 0	2- 0			
15- 2	0- 0	0- 0	CONFERENCE	3- 2	0- 0	12- 0			
8- 2	0- 0	0- 0	HOME	1- 2	0- 0	7- 0			
7- 0	0- 0	0- 0	AWAY	2- 0	0- 0	5- 0			
0- 0	0- 0	0- 0	NEUTRAL	0- 0	0- 0	0- 0			

RPI 1-25			RPI 26-50			RPI 51-100			RPI 101+			Team's RPI: 112			
RPI	S	Opponent	Score	RPI	S	Opponent	Score	RPI	S	Opponent	Score	RPI	S	Opponent	Score
				30	A	South Fla.	60 74	68	A	Chattanooga	55 66	171	H	Bethune-Cookman	63 60
								80	A	FGCU	67 64	174	A	Arkansas	62 79
								80	H	FGCU	71 84	181	N	Robert Morris	68 60
								80	H	FGCU	70 77	206	H	SIUE	78 68
								95	A	Jacksonville	65 49	233	A	High Point	81 47
								95	H	Jacksonville	57 47	239	N	Weber St.	70 68
												253	H	Tennessee St.	50 56
												272	A	Kennesaw St.	65 56
												272	H	Kennesaw St.	60 43
												272	H	Kennesaw St.	78 48
												290	H	Valparaiso	87 75
												294	A	North Florida	62 44
												294	H	North Florida	68 44
												296	A	Northern Ky.	54 45
												299	A	Lipscomb	91 66
												299	H	Lipscomb	66 60
												300	H	Eastern Ill.	72 55
												315	A	USC Upstate	77 55
												315	H	USC Upstate	70 49
												315	H	USC Upstate	80 68
												321	A	NJIT	60 37
												321	H	NJIT	77 43
LAST 12 Division I GAMES:															
				80	H	FGCU	70 77	272	H	Kennesaw St.	60 43				
				272	H	Kennesaw St.	78 48	299	H	Lipscomb	66 60				
				315	H	USC Upstate	70 49	95	H	Jacksonville	57 47				
				80	A	FGCU	67 64	294	A	North Florida	62 44				
				315	A	USC Upstate	77 55	95	A	Jacksonville	65 49				
				321	A	NJIT	60 37	294	H	North Florida	68 44				

Non-Div I Games: Palm Beach Atl. 89 50 Webber Int'l 92 54 Warner 100 34

Stetson

Stony Brook

Through Games Of March 12, 2017

Average RPI Win:	251	WON-LOST	WINNING	LAST 10	STRENGTH OF	OPP. STRENGTH	TEAM	ADJ.	CONF.	ADJ CONF.
Average RPI Loss:	162	RECORD	PCT. RANK	GAMES	SCHEDULE	OF SCHEDULE	RPI	RPI	RPI	RPI
DIV. I ONLY	11- 18	243	3- 7	253	241	258	258	22	22	
DIV. I NON-CONF.	6- 6	165	0- 0	284	274	222	222	22	22	
TOTALS	RPI 1-25	RPI 26-50	W-L RECORDS	RPI 51-100	RPI 101-150	RPI 150+				
11- 18	0- 0	0- 1	OVERALL	0- 4	2- 4	9- 9				
6- 7	0- 0	0- 1	HOME	0- 1	2- 1	4- 4				
4- 9	0- 0	0- 0	AWAY	0- 1	0- 3	4- 5				
1- 2	0- 0	0- 0	NEUTRAL	0- 2	0- 0	1- 0				
6- 6	0- 0	0- 1	NON-CONFERENCE	0- 1	1- 1	5- 3				
3- 2	0- 0	0- 1	HOME	0- 0	1- 0	2- 1				
2- 3	0- 0	0- 0	AWAY	0- 0	0- 1	2- 2				
1- 1	0- 0	0- 0	NEUTRAL	0- 1	0- 0	1- 0				
5- 12	0- 0	0- 0	CONFERENCE	0- 3	1- 3	4- 6				
3- 5	0- 0	0- 0	HOME	0- 1	1- 1	2- 3				
2- 6	0- 0	0- 0	AWAY	0- 1	0- 2	2- 3				
0- 1	0- 0	0- 0	NEUTRAL	0- 1	0- 0	0- 0				

RPI S	Opponent	Score	RPI S	Opponent	Score	RPI S	Opponent	Score	RPI S	Opponent	Score	Team's RPI: 258
			31 H	Syracuse	60 78	51 N	Indiana	60 74	113 A	Albany (NY)	54 64	
						76 A	New Hampshire	46 49	113 H	Albany (NY)	57 75	
						76 H	New Hampshire	45 56	127 H	Cornell	66 65	
						76 N	New Hampshire	49 58	128 A	Maine	71 78	
									128 H	Maine	55 41	
									148 A	Iona	46 57	
									182 H	Hofstra	64 67	
									184 A	Hartford	52 65	
									184 H	Hartford	40 62	
									194 H	Columbia	55 53	
									211 A	Binghamton	74 59	
									211 H	Binghamton	40 48	
									212 A	UMBC	61 67	
									212 H	UMBC	51 37	
									247 A	St. Bonaventure	37 51	
									274 A	Vermont	43 53	
									274 H	Vermont	43 57	
									279 A	Manhattan	55 50	
									292 H	UMKC	57 55	
									306 A	Central Conn. St.	64 59	
									324 N	Florida A&M	80 49	
									336 A	LIU Brooklyn	48 58	
									343 A	UMass Lowell	86 44	
									343 H	UMass Lowell	83 53	
LAST 12 Division I GAMES:												
			76 N	New Hampshire	49 58	343 A	UMass Lowell	86 44				
			274 H	Vermont	43 57	113 H	Albany (NY)	57 75				
			212 H	UMBC	51 37	76 H	New Hampshire	45 56				
			211 A	Binghamton	74 59	274 A	Vermont	43 53				
			184 H	Hartford	40 62	212 A	UMBC	61 67				
			128 A	Maine	71 78	211 H	Binghamton	40 48				

Non-Div I Games: Molloy 62 53

Stony Brook

Loss, Non-Conf, S Site, H Home A Away N Neutral

Syracuse

Through Games Of March 12, 2017

Average RPI Win:	150	WON-LOST	WINNING	LAST 10	STRENGTH OF	OPP. STRENGTH	TEAM	ADJ.	CONF.	ADJ CONF.
Average RPI Loss:	25	RECORD	PCT. RANK	GAMES	SCHEDULE	OF SCHEDULE	RPI	RPI	RPI	RPI
DIV. I ONLY	21- 10	77	7- 3	46	35	31	31	3	3	
DIV. I NON-CONF.	9- 4	85	0- 0	114	82	82	82	4	4	
TOTALS	RPI 1-25	RPI 26-50	W-L RECORDS	RPI 51-100	RPI 101-150	RPI 150+				
21- 10	1- 7	2- 1	OVERALL	3- 2	5- 0	10- 0				
13- 1	1- 1	2- 0	HOME	2- 0	1- 0	7- 0				
5- 5	0- 3	0- 0	AWAY	0- 2	2- 0	3- 0				
3- 4	0- 3	0- 1	NEUTRAL	1- 0	2- 0	0- 0				
9- 4	0- 2	1- 1	NON-CONFERENCE	1- 1	1- 0	6- 0				
6- 0	0- 0	1- 0	HOME	0- 0	0- 0	5- 0				
1- 1	0- 0	0- 0	AWAY	0- 1	0- 0	1- 0				
2- 3	0- 2	0- 1	NEUTRAL	1- 0	1- 0	0- 0				
12- 6	1- 5	1- 0	CONFERENCE	2- 1	4- 0	4- 0				
7- 1	1- 1	1- 0	HOME	2- 0	1- 0	2- 0				
4- 4	0- 3	0- 0	AWAY	0- 1	2- 0	2- 0				
1- 1	0- 1	0- 0	NEUTRAL	0- 0	1- 0	0- 0				

RPI 1-25				RPI 26-50				Team's RPI: 31	RPI 51-100				RPI 101+			
RPI	S	Opponent	Score	RPI	S	Opponent	Score		RPI	S	Opponent	Score	RPI	S	Opponent	Score
2	H	Notre Dame	80 85	27	N	Ohio St.	72 77		53	H	Virginia	54 49	105	A	Virginia Tech	82 72
8	A	Duke	55 72	39	H	North Carolina St.	85 75		54	N	George Washington	74 71	117	A	Clemson	88 62
8	N	Duke	46 68	42	H	Michigan St.	75 64		61	A	Georgia Tech	66 75	118	H	North Carolina	95 64
11	A	Louisville	76 91						78	A	Drexel	61 62	118	N	North Carolina	83 64
12	A	Florida St.	58 77						88	H	Wake Forest	85 64	136	N	Old Dominion	92 66
15	H	Miami (FL)	81 48										163	A	Pittsburgh	73 57
17	N	DePaul	84 108										163	H	Pittsburgh	93 65
22	N	Texas A&M	84 105										176	A	Boston College	72 45
LAST 12 Division I GAMES:																
		8 N Duke	46 68			8 A Duke	55 72									
		118 N North Carolina	83 64			176 A Boston College	72 45									
		163 A Pittsburgh	73 57			163 H Pittsburgh	93 65									
		88 H Wake Forest	85 64			105 A Virginia Tech	82 72									
		2 H Notre Dame	80 85			15 H Miami (FL)	81 48									
		118 H North Carolina	95 64			12 A Florida St.	58 77									

Non-Div I Games:

Syracuse

■ Loss,
 ■ Non-Conf,
 ■ S Site,
 ■ H Home
 ■ A Away
 N Neutral

Average RPI Win:	211	WON-LOST	WINNING	LAST 10	STRENGTH OF	OPP. STRENGTH	TEAM	ADJ.	CONF.	ADJ CONF.
Average RPI Loss:	39	RECORD	PCT. RANK	GAMES	SCHEDULE	OF SCHEDULE	RPI	RPI	RPI	RPI
DIV. I ONLY	12- 18	224	2- 8	61	30	164	164	4	4	
DIV. I NON-CONF.	8- 3	67	0- 0	191	181	119	119	3	3	
TOTALS	RPI 1-25	RPI 26-50	W-L RECORDS	RPI 51-100	RPI 101-150	RPI 150+				
12- 18	0- 10	0- 3	OVERALL	2- 3	1- 2	9- 0				
11- 7	0- 5	0- 1	HOME	2- 1	1- 0	8- 0				
1- 10	0- 5	0- 2	AWAY	0- 2	0- 1	1- 0				
0- 1	0- 0	0- 0	NEUTRAL	0- 0	0- 1	0- 0				
8- 3	0- 2	0- 1	NON-CONFERENCE	1- 0	0- 0	7- 0				
8- 1	0- 1	0- 0	HOME	1- 0	0- 0	7- 0				
0- 2	0- 1	0- 1	AWAY	0- 0	0- 0	0- 0				
0- 0	0- 0	0- 0	NEUTRAL	0- 0	0- 0	0- 0				
4- 15	0- 8	0- 2	CONFERENCE	1- 3	1- 2	2- 0				
3- 6	0- 4	0- 1	HOME	1- 1	1- 0	1- 0				
1- 8	0- 4	0- 1	AWAY	0- 2	0- 1	1- 0				
0- 1	0- 0	0- 0	NEUTRAL	0- 0	0- 1	0- 0				

RPI	S	Opponent	Score	RPI	S	Opponent	Score	RPI	S	Opponent	Score	RPI	S	Opponent	Score	Team's RPI: 164
2	A	Notre Dame	59 92	37	A	LSU	61 67	60	A	Iowa St.	69 72	104	A	Texas Tech	64 79	
7	A	Baylor	54 77	40	A	West Virginia	73 77	60	H	Iowa St.	80 75	104	H	Texas Tech	76 62	
7	H	Baylor	73 91	40	H	West Virginia	61 83	81	A	Oklahoma St.	70 88	104	N	Texas Tech	58 76	
13	A	Texas	54 83					81	H	Oklahoma St.	67 82	169	H	Texas Southern	77 48	
13	H	Texas	69 77					100	H	SMU	76 67	190	A	Kansas	80 68	
20	A	Oklahoma	72 87									190	H	Kansas	83 68	
20	H	Oklahoma	64 73									201	H	Grambling	83 47	
22	H	Texas A&M	67 75									259	H	Butler	73 47	
24	A	Kansas St.	63 74									280	H	McNeese	74 70	
24	H	Kansas St.	65 68									307	H	Alcorn	95 39	
												333	H	Incarnate Word	88 40	
												340	H	Sam Houston St.	81 37	
LAST 12 Division I GAMES:																
		104 N Texas Tech	58 76			7 H Baylor	73 91									
		104 A Texas Tech	64 79			104 H Texas Tech	76 62									
		20 H Oklahoma	64 73			190 A Kansas	80 68									
		40 A West Virginia	73 77			60 A Iowa St.	69 72									
		24 H Kansas St.	65 68			13 H Texas	69 77									
		81 A Oklahoma St.	70 88			190 H Kansas	83 68									

Non-Div I Games:

TCU

■ Loss,
 ■ Non-Conf,
 ■ S Site,
 ■ H Home
 ■ A Away
 N Neutral

Average RPI Win:	136	WON-LOST	WINNING	LAST 10	STRENGTH OF	OPP. STRENGTH	TEAM	ADJ.	CONF.	ADJ CONF.
Average RPI Loss:	49	RECORD	PCT. RANK	GAMES	SCHEDULE	OF SCHEDULE	RPI	RPI	RPI	RPI
DIV. I ONLY	24- 7	31	8- 2	49	49	18	18	5	5	
DIV. I NON-CONF.	10- 3	54	0- 0	64	49	23	23	5	5	
TOTALS	RPI 1-25	RPI 26-50	W-L RECORDS	RPI 51-100	RPI 101-150	RPI 150+				
24- 7	1- 2	3- 3	OVERALL	5- 1	3- 0	12- 1				
11- 2	1- 1	1- 1	HOME	2- 0	1- 0	6- 0				
12- 3	0- 1	2- 1	AWAY	3- 0	2- 0	5- 1				
1- 2	0- 0	0- 1	NEUTRAL	0- 1	0- 0	1- 0				
10- 3	1- 0	2- 1	NON-CONFERENCE	1- 1	1- 0	5- 1				
5- 0	1- 0	1- 0	HOME	0- 0	0- 0	3- 0				
5- 2	0- 0	1- 1	AWAY	1- 0	1- 0	2- 1				
0- 1	0- 0	0- 0	NEUTRAL	0- 1	0- 0	0- 0				
14- 4	0- 2	1- 2	CONFERENCE	4- 0	2- 0	7- 0				
6- 2	0- 1	0- 1	HOME	2- 0	1- 0	3- 0				
7- 1	0- 1	1- 0	AWAY	2- 0	1- 0	3- 0				
1- 1	0- 0	0- 1	NEUTRAL	0- 0	0- 0	1- 0				

RPI	S	Opponent	Score	RPI	S	Opponent	Score	RPI	S	Opponent	Score	RPI	S	Opponent	Score
1	A	UConn	45 90	30	A	South Fla.	77 71	67	A	Villanova	83 48	116	A	Saint Joseph's	86 70
1	H	UConn	69 97	30	H	South Fla.	51 55	74	A	Tulane	76 50	144	A	Tulsa	58 49
17	H	DePaul	84 74	30	N	South Fla.	58 63	74	H	Tulane	86 71	144	H	Tulsa	70 43
				32	H	Quinnipiac	71 68	84	N	Florida	76 83	151	A	Hampton	65 71
				49	A	Harvard	62 73	97	A	UCF	66 60	165	H	Fairfield	73 59
				50	A	Penn	63 53	100	H	SMU	66 52	167	A	Memphis	73 67
												167	H	Memphis	66 51
												170	H	La Salle	86 70
												172	A	East Carolina	76 43
												172	H	East Carolina	78 47
												175	A	Houston	69 57
												175	N	Houston	67 58
												183	H	Cincinnati	88 64
												224	A	Rutgers	48 37
												272	A	Kennesaw St.	79 38
												274	H	Vermont	53 39
LAST 12 Division I GAMES:															
				30	N	South Fla.	58 63	100	H	SMU	66 52				
				175	N	Houston	67 58	172	A	East Carolina	76 43				
				97	A	UCF	66 60	144	H	Tulsa	70 43				
				183	H	Cincinnati	88 64	74	A	Tulane	76 50				
				1	A	UConn	45 90	1	H	UConn	69 97				
				30	A	South Fla.	77 71	30	H	South Fla.	51 55				

Non-Div I Games:

Temple

Tennessee

Through Games Of March 12, 2017

Average RPI Win:	96	WON-LOST	WINNING	LAST 10	STRENGTH OF	OPP. STRENGTH	TEAM	ADJ.	CONF.	ADJ CONF.
Average RPI Loss:	69	RECORD	PCT. RANK	GAMES	SCHEDULE	OF SCHEDULE	RPI	RPI	RPI	RPI
DIV. I ONLY	19- 11	106	6- 4	5	25	19	19	2	2	
DIV. I NON-CONF.	9- 4	85	0- 0	8	32	14	14	2	2	
TOTALS	RPI 1-25	RPI 26-50	W-L RECORDS	RPI 51-100	RPI 101-150	RPI 150+				
19- 11	6- 4	2- 1	OVERALL	2- 2	4- 4	5- 0				
13- 3	4- 3	1- 0	HOME	1- 0	3- 0	4- 0				
6- 7	2- 1	1- 1	AWAY	1- 2	1- 3	1- 0				
0- 1	0- 0	0- 0	NEUTRAL	0- 0	0- 1	0- 0				
9- 4	2- 2	1- 0	NON-CONFERENCE	0- 1	2- 1	4- 0				
7- 1	2- 1	0- 0	HOME	0- 0	2- 0	3- 0				
2- 3	0- 1	1- 0	AWAY	0- 1	0- 1	1- 0				
0- 0	0- 0	0- 0	NEUTRAL	0- 0	0- 0	0- 0				
10- 7	4- 2	1- 1	CONFERENCE	2- 1	2- 3	1- 0				
6- 2	2- 2	1- 0	HOME	1- 0	1- 0	1- 0				
4- 4	2- 0	0- 1	AWAY	1- 1	1- 2	0- 0				
0- 1	0- 0	0- 0	NEUTRAL	0- 0	0- 1	0- 0				

RPI	S	Opponent	Score	RPI	S	Opponent	Score	RPI	S	Opponent	Score	RPI	S	Opponent	Score
2	H	Notre Dame	71 69	37	H	LSU	77 58	84	A	Florida	84 75	105	A	Virginia Tech	63 67
3	A	South Carolina	76 74	41	A	James Madison	81 69	84	H	Florida	74 70	106	H	Troy	110 84
5	A	Mississippi St.	82 64	45	A	Auburn	61 79	86	A	Georgia	78 81	115	A	Vanderbilt	70 57
5	H	Mississippi St.	64 74					87	A	Penn St.	56 70	115	H	Vanderbilt	91 63
6	H	Stanford	59 51									120	A	Ole Miss	62 67
7	H	Baylor	66 88									122	H	Navy	85 55
13	A	Texas	67 72									132	A	Alabama	57 65
14	H	Kentucky	72 65									132	N	Alabama	64 72
22	H	Texas A&M	59 61									174	H	Arkansas	59 46
25	H	Missouri	77 66									205	A	ETSU	83 58
												216	H	Appalachian St.	92 66
												219	H	UNCW	90 54
												253	H	Tennessee St.	86 36
LAST 12 Division I GAMES:															
132	N	Alabama	64 72	25	H	Missouri	77 66								
5	A	Mississippi St.	82 64	86	A	Georgia	78 81								
84	H	Florida	74 70	37	H	LSU	77 58								
174	H	Arkansas	59 46	3	A	South Carolina	76 74								
132	A	Alabama	57 65	84	A	Florida	84 75								
22	H	Texas A&M	59 61	115	H	Vanderbilt	91 63								

Non-Div I Games:

Tennessee

■ Loss,
■ Non-Conf, S Site,
■ Home
■ Away
N Neutral

Tennessee St.

Through Games Of March 12, 2017

Average RPI Win:	236	WON-LOST	WINNING	LAST 10	STRENGTH OF	OPP. STRENGTH	TEAM	ADJ.	CONF.	ADJ CONF.
Average RPI Loss:	188	RECORD	PCT. RANK	GAMES	SCHEDULE	OF SCHEDULE	RPI	RPI	RPI	RPI
DIV. I ONLY	9- 16	253	3- 7	218	260	253	253	26	26	
DIV. I NON-CONF.	4- 5	198	0- 0	192	130	150	150	26	26	
TOTALS	RPI 1-25	RPI 26-50	W-L RECORDS	RPI 51-100	RPI 101-150	RPI 150+				
9- 16	0- 1	0- 0	OVERALL	0- 3	1- 1	8- 11				
6- 3	0- 0	0- 0	HOME	0- 1	0- 0	6- 2				
2- 12	0- 1	0- 0	AWAY	0- 2	1- 1	1- 8				
1- 1	0- 0	0- 0	NEUTRAL	0- 0	0- 0	1- 1				
4- 5	0- 1	0- 0	NON-CONFERENCE	0- 1	1- 1	3- 2				
1- 0	0- 0	0- 0	HOME	0- 0	0- 0	1- 0				
2- 4	0- 1	0- 0	AWAY	0- 1	1- 1	1- 1				
1- 1	0- 0	0- 0	NEUTRAL	0- 0	0- 0	1- 1				
5- 11	0- 0	0- 0	CONFERENCE	0- 2	0- 0	5- 9				
5- 3	0- 0	0- 0	HOME	0- 1	0- 0	5- 2				
0- 8	0- 0	0- 0	AWAY	0- 1	0- 0	0- 7				
0- 0	0- 0	0- 0	NEUTRAL	0- 0	0- 0	0- 0				

RPI 1-25				RPI 26-50				RPI 51-100				RPI 101+ Team's RPI: 253			
RPI	S	Opponent	Score	RPI	S	Opponent	Score	RPI	S	Opponent	Score	RPI	S	Opponent	Score
19	A	Tennessee	36 86					57	A	Belmont	71 87	107	A	UNLV	48 69
								57	H	Belmont	60 70	112	A	Stetson	56 50
								81	A	Oklahoma St.	48 86	171	N	Bethune-Cookman	69 60
												179	A	Morehead St.	74 87
												179	H	Morehead St.	69 66
												206	A	SIUE	52 73
												207	A	Xavier	54 63
												210	N	Wisconsin	70 80
												221	H	UT Martin	85 80
												252	A	Jacksonville St.	56 69
												252	H	Jacksonville St.	64 51
												262	A	Austin Peay	63 79
												264	A	Murray St.	72 80
												267	H	Southeast Mo. St.	67 75
												271	A	Eastern Ky.	62 66
												271	H	Eastern Ky.	78 64
												282	A	Tennessee Tech	59 64
												282	H	Tennessee Tech	59 72
												299	A	Lipscomb	77 71
												300	H	Eastern Ill.	69 58
												317	H	Arkansas St.	76 66
LAST 12 Division I GAMES:															
57	A	Belmont	71 87	300	H	Eastern Ill.	69 58								
271	H	Eastern Ky.	78 64	57	H	Belmont	60 70								
179	A	Morehead St.	74 87	206	A	SIUE	52 73								
252	A	Jacksonville St.	56 69	252	H	Jacksonville St.	64 51								
282	H	Tennessee Tech	59 72	282	A	Tennessee Tech	59 64								
262	A	Austin Peay	63 79	271	A	Eastern Ky.	62 66								

Non-Div I Games: Fisk 97 41

Tennessee St.

Loss, Non-Conf, S Site, H Home A Away N Neutral

Tennessee Tech

Through Games Of March 12, 2017

Average RPI Win:	269	WON-LOST	WINNING	LAST 10	STRENGTH OF	OPP. STRENGTH	TEAM	ADJ.	CONF.	ADJ CONF.
Average RPI Loss:	179	RECORD	PCT. RANK	GAMES	SCHEDULE	OF SCHEDULE	RPI	RPI	RPI	RPI
DIV. I ONLY	9- 20	273	3- 7	206	293	282	282	26	26	
DIV. I NON-CONF.	2- 10	305	0- 0	200	298	309	309	26	26	
TOTALS	RPI 1-25	RPI 26-50	W-L RECORDS	RPI 51-100	RPI 101-150	RPI 150+				
9- 20	0- 0	0- 0	OVERALL	0- 4	0- 3	9- 13				
6- 7	0- 0	0- 0	HOME	0- 2	0- 1	6- 4				
3- 12	0- 0	0- 0	AWAY	0- 2	0- 2	3- 8				
0- 1	0- 0	0- 0	NEUTRAL	0- 0	0- 0	0- 1				
2- 10	0- 0	0- 0	NON-CONFERENCE	0- 2	0- 3	2- 5				
1- 4	0- 0	0- 0	HOME	0- 1	0- 1	1- 2				
1- 6	0- 0	0- 0	AWAY	0- 1	0- 2	1- 3				
0- 0	0- 0	0- 0	NEUTRAL	0- 0	0- 0	0- 0				
7- 10	0- 0	0- 0	CONFERENCE	0- 2	0- 0	7- 8				
5- 3	0- 0	0- 0	HOME	0- 1	0- 0	5- 2				
2- 6	0- 0	0- 0	AWAY	0- 1	0- 0	2- 5				
0- 1	0- 0	0- 0	NEUTRAL	0- 0	0- 0	0- 1				

RPI S	Opponent	Score	RPI S	Opponent	Score	RPI S	Opponent	Score	RPI S	Opponent	Score	Team's RPI: 282
						57	A Belmont	75 89	115	A Vanderbilt	57 89	
						57	H Belmont	66 85	126	A Radford	46 79	
						63	A IUPUI	63 77	143	H Wright St.	54 65	
						85	H Middle Tenn.	62 73	179	A Morehead St.	65 79	
									179	H Morehead St.	52 81	
									183	A Cincinnati	38 60	
									197	A UNC Asheville	65 77	
									198	H UNCG	59 65	
									205	H ETSU	76 82	
									206	A SIUE	49 60	
									206	N SIUE	69 77	
									221	H UT Martin	81 71	
									252	A Jacksonville St.	44 57	
									252	H Jacksonville St.	56 54	
									253	A Tennessee St.	72 59	
									253	H Tennessee St.	64 59	
									262	H Austin Peay	84 87	
									264	H Murray St.	72 54	
									267	A Southeast Mo. St.	74 63	
									271	A Eastern Ky.	65 78	
									271	H Eastern Ky.	53 51	
									296	H Northern Ky.	55 40	
									299	A Lipscomb	69 71	
									300	A Eastern Ill.	46 54	
									345	A Winthrop	73 50	
LAST 12 Division I GAMES:												
			206	N SIUE	69 77	300	A Eastern Ill.	46 54				
			271	A Eastern Ky.	65 78	221	H UT Martin	81 71				
			179	H Morehead St.	52 81	271	H Eastern Ky.	53 51				
			252	A Jacksonville St.	44 57	179	A Morehead St.	65 79				
			57	H Belmont	66 85	57	A Belmont	75 89				
			253	A Tennessee St.	72 59	253	H Tennessee St.	64 59				

Non-Div I Games: Tenn. Wesleyan 54 41

Tennessee Tech

■ Loss,
 ■ Non-Conf,
 ■ S Site,
 ■ H Home
 ■ A Away
 N Neutral

Through Games Of March 11, 1917.

Average RPI Win: 118		WON-LOST	WINNING	LAST 10	STRENGTH OF	OPP. STRENGTH	TEAM	ADJ.	CONF.	ADJ CONF.
Average RPI Loss: 18		RECORD	PCT. RANK	GAMES	SCHEDULE	OF SCHEDULE	RPI	RPI	RPI	RPI
DIV. I ONLY		23- 8	44	6- 4	7	6	13	13	4	4
DIV. I NON-CONF.		7- 4	114	1- 0	9	9	38	38	3	3
TOTALS		RPI 1-25	RPI 26-50	W-L RECORDS		RPI 51-100	RPI 101-150	RPI 150+		
23- 8	6- 6	2- 1		OVERALL		4- 1	2- 0	9- 0		
13- 3	3- 2	1- 0		HOME		1- 1	1- 0	7- 0		
9- 3	3- 3	1- 0		AWAY		2- 0	1- 0	2- 0		
1- 2	0- 1	0- 1		NEUTRAL		1- 0	0- 0	0- 0		
7- 4	2- 4	0- 0		NON-CONFERENCE		0- 0	0- 0	5- 0		
6- 1	1- 1	0- 0		HOME		0- 0	0- 0	5- 0		
1- 2	1- 2	0- 0		AWAY		0- 0	0- 0	0- 0		
0- 1	0- 1	0- 0		NEUTRAL		0- 0	0- 0	0- 0		
16- 4	4- 2	2- 1		CONFERENCE		4- 1	2- 0	4- 0		
7- 2	2- 1	1- 0		HOME		1- 1	1- 0	2- 0		
8- 1	2- 1	1- 0		AWAY		2- 0	1- 0	2- 0		
1- 1	0- 0	0- 1		NEUTRAL		1- 0	0- 0	0- 0		

RPI	S	Opponent	Score
1	N	UConn	54 72
3	H	South Carolina	67 76
5	A	Mississippi St.	68 79
6	A	Stanford	59 71
7	A	Baylor	85 79
7	H	Baylor	67 70
12	A	Florida St.	92 88
19	H	Tennessee	72 67
20	A	Oklahoma	73 74
20	H	Oklahoma	86 68
24	A	Kansas St.	69 61
24	H	Kansas St.	63 58

RPI	S	Opponent	Score
40	A	West Virginia	73 63
40	H	West Virginia	69 54
40	N	West Virginia	59 62

RPI	S	Opponent	Score
60	A	Iowa St.	75 68
60	H	Iowa St.	66 70
81	A	Oklahoma St.	85 71
81	H	Oklahoma St.	66 35
81	N	Oklahoma St.	71 60

RPI	S	Opponent	Score
104	A	Texas Tech	77 57
104	H	Texas Tech	67 47
164	A	TCU	77 69
164	H	TCU	83 54
188	H	UTSA	76 43
190	A	Kansas	66 54
190	H	Kansas	75 42
236	H	New Orleans	80 48
237	H	UTRGV	85 61
304	H	Northwestern St.	86 39
337	H	Houston Baptist	98 46

LAST 12 Division I GAMES:

40	N	West Virginia	59 62	12	A	Florida St.	92 88
81	N	Oklahoma St.	71 60	190	H	Kansas	75 42
24	A	Kansas St.	69 61	7	A	Baylor	85 79
60	H	Iowa St.	66 70	24	H	Kansas St.	63 58
7	H	Baylor	67 70	81	A	Oklahoma St.	85 71
20	A	Oklahoma	73 74	40	H	West Virginia	69 54

Non-Div I Games:

Texas

Average RPI Win:	105	WON-LOST	WINNING	LAST 10	STRENGTH OF	OPP. STRENGTH	TEAM	ADJ.	CONF.	ADJ CONF.
Average RPI Loss:	46	RECORD	PCT. RANK	GAMES	SCHEDULE	OF SCHEDULE	RPI	RPI	RPI	RPI
DIV. I ONLY	21- 11	90	5- 5	11	31	22	22	2	2	
DIV. I NON-CONF.	10- 3	54	0- 0	32	101	33	33	2	2	
TOTALS	RPI 1-25	RPI 26-50	W-L RECORDS	RPI 51-100	RPI 101-150	RPI 150+				
21- 11	3- 5	4- 2	OVERALL	5- 3	4- 1	5- 0				
12- 3	0- 2	2- 0	HOME	3- 1	4- 0	3- 0				
5- 6	2- 2	1- 1	AWAY	1- 2	0- 1	1- 0				
4- 2	1- 1	1- 1	NEUTRAL	1- 0	0- 0	1- 0				
10- 3	0- 0	2- 1	NON-CONFERENCE	2- 2	2- 0	4- 0				
6- 1	0- 0	0- 0	HOME	2- 1	2- 0	2- 0				
2- 1	0- 0	1- 0	AWAY	0- 1	0- 0	1- 0				
2- 1	0- 0	1- 1	NEUTRAL	0- 0	0- 0	1- 0				
11- 8	3- 5	2- 1	CONFERENCE	3- 1	2- 1	1- 0				
6- 2	0- 2	2- 0	HOME	1- 0	2- 0	1- 0				
3- 5	2- 2	0- 1	AWAY	1- 1	0- 1	0- 0				
2- 1	1- 1	0- 0	NEUTRAL	1- 0	0- 0	0- 0				

RPI	S	Opponent	Score	RPI	S	Opponent	Score	RPI	S	Opponent	Score	RPI	S	Opponent	Score
3	H	South Carolina	64 80	31	N	Syracuse	105 84	82	H	Central Ark.	74 49	104	H	Texas Tech	98 90
5	A	Mississippi St.	61 71	33	N	Dayton	57 74	84	A	Florida	67 59	108	H	Abilene Christian	71 45
5	H	Mississippi St.	67 72	37	A	LSU	63 67	84	H	Florida	84 76	115	H	Vanderbilt	77 72
5	N	Mississippi St.	50 66	37	H	LSU	54 52	84	N	Florida	67 48	120	A	Ole Miss	49 62
14	A	Kentucky	77 68	45	H	Auburn	66 61	86	A	Georgia	59 69	132	H	Alabama	69 48
19	A	Tennessee	61 59	48	A	Little Rock	55 37	89	H	SFA	63 48	164	A	TCU	75 67
25	A	Missouri	76 78					92	H	Southern California	62 66	174	H	Arkansas	90 65
25	N	Missouri	62 48					100	A	SMU	53 54	230	N	Southern U.	81 58
LAST 12 Division I GAMES:															
5	N	Mississippi St.	50 66	37	A	LSU	63 67								
25	N	Missouri	62 48	19	A	Tennessee	61 59								
84	N	Florida	67 48	132	H	Alabama	69 48								
120	A	Ole Miss	49 62	45	H	Auburn	66 61								
3	H	South Carolina	64 80	84	H	Florida	84 76								
5	H	Mississippi St.	67 72	5	A	Mississippi St.	61 71								

Non-Div I Games:

Texas A&M

■ Loss,
 ■ Non-Conf, S Site,
 ■ Home
 ■ Away
 N Neutral

Average RPI Win: 269				WON-LOST	WINNING	LAST 10	STRENGTH OF		OPP. STRENGTH	TEAM	ADJ.	CONF.	ADJ CONF.
Average RPI Loss: 223				RECORD	PCT. RANK	GAMES	SCHEDULE		OF SCHEDULE	RPI	RPI	RPI	RPI
DIV. I ONLY				22- 9	61	9- 1	344		325	169	169	30	30
DIV. I NON-CONF.				5- 5	165	0- 0	333		236	206	206	30	30
TOTALS		RPI 1-25		RPI 26-50		W-L RECORDS		RPI 51-100		RPI 101-150		RPI 150+	
22- 9		0- 0		0- 0		OVERALL		0- 1		0- 0		22- 8	
9- 2		0- 0		0- 0		HOME		0- 0		0- 0		9- 2	
10- 7		0- 0		0- 0		AWAY		0- 1		0- 0		10- 6	
3- 0		0- 0		0- 0		NEUTRAL		0- 0		0- 0		3- 0	
5- 5		0- 0		0- 0		NON-CONFERENCE		0- 1		0- 0		5- 4	
0- 1		0- 0		0- 0		HOME		0- 0		0- 0		0- 1	
4- 4		0- 0		0- 0		AWAY		0- 1		0- 0		4- 3	
1- 0		0- 0		0- 0		NEUTRAL		0- 0		0- 0		1- 0	
17- 4		0- 0		0- 0		CONFERENCE		0- 0		0- 0		17- 4	
9- 1		0- 0		0- 0		HOME		0- 0		0- 0		9- 1	
6- 3		0- 0		0- 0		AWAY		0- 0		0- 0		6- 3	
2- 0		0- 0		0- 0		NEUTRAL		0- 0		0- 0		2- 0	

[illegible]

Non-Div I Games:	P.R.-Bayamon	64	58
------------------	--------------	----	----

Texas Southern

Loss, Non-Conf, S Site, H Home A Away N Neutral

T
e
x
a
s
S
o
u
t
h
e
r
n

RPI S Opponent Score

Through Games Of March 12, 2017

RPI	S	Opponent	Score	
334	H	Jackson St.	62	52
337	A	Houston Baptist	50	34
349	A	Alabama A&M	53	39
349	H	Alabama A&M	60	51

T
e
x
a
s
S
o
u
t
h
e
r
n

Texas Southern

Average RPI Win: 222	WON-LOST	WINNING	LAST 10	STRENGTH OF	OPP. STRENGTH	TEAM	ADJ.	CONF.	ADJ CONF.
Average RPI Loss: 174	RECORD	PCT. RANK	GAMES	SCHEDULE	OF SCHEDULE	RPI	RPI	RPI	RPI
DIV. I ONLY	16- 13	138	6- 4	237	234	168	168	21	21
DIV. I NON-CONF.	5- 5	165	0- 0	243	264	189	189	19	19
TOTALS	RPI 1-25	RPI 26-50	W-L RECORDS	RPI 51-100	RPI 101-150	RPI 150+			
16- 13	0- 1	1- 0	OVERALL	1- 2	2- 3	12- 7			
10- 3	0- 0	1- 0	HOME	0- 1	2- 0	7- 2			
6- 9	0- 1	0- 0	AWAY	1- 1	0- 2	5- 5			
0- 1	0- 0	0- 0	NEUTRAL	0- 0	0- 1	0- 0			
5- 5	0- 1	0- 0	NON-CONFERENCE	0- 1	0- 0	5- 3			
3- 1	0- 0	0- 0	HOME	0- 0	0- 0	3- 1			
2- 4	0- 1	0- 0	AWAY	0- 1	0- 0	2- 2			
0- 0	0- 0	0- 0	NEUTRAL	0- 0	0- 0	0- 0			
11- 8	0- 0	1- 0	CONFERENCE	1- 1	2- 3	7- 4			
7- 2	0- 0	1- 0	HOME	0- 1	2- 0	4- 1			
4- 5	0- 0	0- 0	AWAY	1- 0	0- 2	3- 3			
0- 1	0- 0	0- 0	NEUTRAL	0- 0	0- 1	0- 0			

RPI 1-25			RPI 26-50			RPI 51-100			RPI 101+ Team's RPI: 168		
RPI	S	Opponent	Score	RPI	S	Opponent	Score	RPI	S	Opponent	Score
7	A	Baylor	24 90	48	H	Little Rock	64 47	91	A	UT Arlington	75 69
								91	H	UT Arlington	39 61
								100	A	SMU	56 64
								106	A	Troy	54 65
								106	H	Troy	74 72
								141	A	Louisiana	43 62
								141	H	Louisiana	62 40
								141	N	Louisiana	64 66
								169	H	Texas Southern	53 66
								175	A	Houston	61 56
								186	A	North Texas	59 58
								188	A	UTSA	47 72
								216	A	Appalachian St.	53 37
								216	H	Appalachian St.	64 66
								246	A	South Ala.	57 44
								246	H	South Ala.	55 39
								248	A	Ga. Southern	69 71
								257	A	Coastal Caro.	48 64
								257	H	Coastal Caro.	83 62
								260	A	Georgia St.	62 51
								266	H	A&M-Corpus Christi	57 50
								268	A	Prairie View	60 64
								317	H	Arkansas St.	63 43
								331	A	La.-Monroe	59 61
								331	H	La.-Monroe	63 50
								333	H	Incarnate Word	67 50
								340	H	Sam Houston St.	69 46
LAST 12 Division I GAMES:											
141	N	Louisiana	64 66	260	A	Georgia St.	62 51				
331	A	La.-Monroe	59 61	48	H	Little Rock	64 47				
141	A	Louisiana	43 62	317	H	Arkansas St.	63 43				
106	H	Troy	74 72	91	A	UT Arlington	75 69				
246	H	South Ala.	55 39	257	A	Coastal Caro.	48 64				
248	A	Ga. Southern	69 71	216	A	Appalachian St.	53 37				

Non-Div I Games: St. Edward's

51

65

Texas St.

Average RPI Win:	145	WON-LOST	WINNING	LAST 10	STRENGTH OF	OPP. STRENGTH	TEAM	ADJ.	CONF.	ADJ CONF.
Average RPI Loss:	52	RECORD	PCT. RANK	GAMES	SCHEDULE	OF SCHEDULE	RPI	RPI	RPI	RPI
DIV. I ONLY	14- 17	204	3- 7	23	29	104	104	4	4	
DIV. I NON-CONF.	8- 3	67	0- 0	45	121	37	37	3	3	
TOTALS	RPI 1-25	RPI 26-50	W-L RECORDS	RPI 51-100	RPI 101-150	RPI 150+				
14- 17	0- 11	1- 1	OVERALL	4- 2	2- 0	7- 3				
12- 4	0- 4	1- 0	HOME	4- 0	1- 0	6- 0				
0- 12	0- 6	0- 1	AWAY	0- 2	0- 0	0- 3				
2- 1	0- 1	0- 0	NEUTRAL	0- 0	1- 0	1- 0				
8- 3	0- 2	0- 0	NON-CONFERENCE	2- 0	2- 0	4- 1				
7- 0	0- 0	0- 0	HOME	2- 0	1- 0	4- 0				
0- 3	0- 2	0- 0	AWAY	0- 0	0- 0	0- 1				
1- 0	0- 0	0- 0	NEUTRAL	0- 0	1- 0	0- 0				
6- 14	0- 9	1- 1	CONFERENCE	2- 2	0- 0	3- 2				
5- 4	0- 4	1- 0	HOME	2- 0	0- 0	2- 0				
0- 9	0- 4	0- 1	AWAY	0- 2	0- 0	0- 2				
1- 1	0- 1	0- 0	NEUTRAL	0- 0	0- 0	1- 0				

RPI S	Opponent	Score	RPI S	Opponent	Score	RPI S	Opponent	Score	RPI S	Opponent	Score	Team's RPI: 104
7	A Baylor	48 86	40	A West Virginia	79 89	60	A Iowa St.	68 79	119	N Fordham	59 50	
7	H Baylor	61 79	40	H West Virginia	75 66	60	H Iowa St.	75 66	131	H North Dakota	90 80	
7	N Baylor	63 95				81	A Oklahoma St.	62 75	152	H New Mexico	69 58	
13	A Texas	47 67				81	H Oklahoma St.	70 65	164	A TCU	62 76	
13	H Texas	57 77				82	H Central Ark.	79 45	164	H TCU	79 64	
15	A Miami (FL)	56 74				91	H UT Arlington	79 60	164	N TCU	76 58	
20	A Oklahoma	45 66							174	A Arkansas	60 66	
20	H Oklahoma	56 64							175	H Houston	84 60	
22	A Texas A&M	90 98							190	A Kansas	60 66	
24	A Kansas St.	54 68							190	H Kansas	75 60	
24	H Kansas St.	53 65							268	H Prairie View	85 43	
									307	H Alcorn	90 37	
LAST 12 Division I GAMES:												
7	N Baylor	63 95	60	A Iowa St.	68 79							
164	N TCU	76 58	20	H Oklahoma	56 64							
164	H TCU	79 64	164	A TCU	62 76							
7	A Baylor	48 86	7	H Baylor	61 79							
81	A Oklahoma St.	62 75	24	H Kansas St.	53 65							
190	H Kansas	75 60	190	A Kansas	60 66							

Non-Div I Games:

Texas Tech

■ Loss,
■ Non-Conf,
■ S Site,
■ H Home
■ A Away
N Neutral

Average RPI Win:	181	WON-LOST	WINNING	LAST 10	STRENGTH OF	OPP. STRENGTH	TEAM	ADJ.	CONF.	ADJ CONF.
Average RPI Loss:	62	RECORD	PCT. RANK	GAMES	SCHEDULE	OF SCHEDULE	RPI	RPI	RPI	RPI
DIV. I ONLY	24- 8	36	9- 1	81	94	44	44	10	10	
DIV. I NON-CONF.	8- 2	49	0- 0	217	36	81	81	11	11	
TOTALS	RPI 1-25	RPI 26-50	W-L RECORDS	RPI 51-100	RPI 101-150	RPI 150+				
24- 8	0- 2	2- 1	OVERALL	6- 4	2- 1	14- 0				
11- 4	0- 1	1- 0	HOME	1- 2	1- 1	8- 0				
9- 3	0- 0	1- 1	AWAY	2- 2	1- 0	5- 0				
4- 1	0- 1	0- 0	NEUTRAL	3- 0	0- 0	1- 0				
8- 2	0- 2	1- 0	NON-CONFERENCE	0- 0	1- 0	6- 0				
4- 1	0- 1	0- 0	HOME	0- 0	1- 0	3- 0				
3- 0	0- 0	1- 0	AWAY	0- 0	0- 0	2- 0				
1- 1	0- 1	0- 0	NEUTRAL	0- 0	0- 0	1- 0				
16- 6	0- 0	1- 1	CONFERENCE	6- 4	1- 1	8- 0				
7- 3	0- 0	1- 0	HOME	1- 2	0- 1	5- 0				
6- 3	0- 0	0- 1	AWAY	2- 2	1- 0	3- 0				
3- 0	0- 0	0- 0	NEUTRAL	3- 0	0- 0	0- 0				

RPI 1-25			RPI 26-50			Team's RPI: 44	RPI 51-100			RPI 101+		
RPI	S	Opponent	Score	RPI	S	Opponent	Score	RPI	S	Opponent	Score	RPI
2	H	Notre Dame	68 85	33	A	Dayton	76 72	72	A	Ohio	55 61	123
9	N	UCLA	73 75	43	A	Central Mich.	61 72	72	H	Ohio	55 64	123
				43	H	Central Mich.	74 72	75	A	Northern Ill.	79 75	142
								75	H	Northern Ill.	73 77	162
								75	N	Northern Ill.	82 71	162
								96	A	Kent St.	60 70	180
								96	N	Kent St.	67 63	235
								98	A	Buffalo	73 64	235
								98	H	Buffalo	85 63	247
								98	N	Buffalo	72 65	249
												256
												266
												277
												284
												284
												301
												320
LAST 12 Division I GAMES:												

Non-Div I Games: Madonna 99 47

Toledo

Loss, Non-Conf, S Site, H Home A Away N Neutral

Average RPI Win: 199	WON-LOST	WINNING	LAST 10	STRENGTH OF	OPP. STRENGTH	TEAM	ADJ.	CONF.	ADJ CONF.
Average RPI Loss: 134	RECORD	PCT. RANK	GAMES	SCHEDULE	OF SCHEDULE	RPI	RPI	RPI	RPI
DIV. I ONLY	12- 18	224	1- 9	156	129	213	213	9	9
DIV. I NON-CONF.	7- 4	114	0- 0	237	313	176	176	8	8
TOTALS	RPI 1-25	RPI 26-50	W-L RECORDS	RPI 51-100	RPI 101-150	RPI 150+			
12- 18	0- 3	2- 0	OVERALL	0- 3	2- 4	8- 8			
8- 8	0- 1	1- 0	HOME	0- 2	2- 2	5- 3			
4- 9	0- 2	1- 0	AWAY	0- 1	0- 2	3- 4			
0- 1	0- 0	0- 0	NEUTRAL	0- 0	0- 0	0- 1			
7- 4	0- 1	0- 0	NON-CONFERENCE	0- 1	1- 1	6- 1			
5- 2	0- 0	0- 0	HOME	0- 1	1- 1	4- 0			
2- 2	0- 1	0- 0	AWAY	0- 0	0- 0	2- 1			
0- 0	0- 0	0- 0	NEUTRAL	0- 0	0- 0	0- 0			
5- 14	0- 2	2- 0	CONFERENCE	0- 2	1- 3	2- 7			
3- 6	0- 1	1- 0	HOME	0- 1	1- 1	1- 3			
2- 7	0- 1	1- 0	AWAY	0- 1	0- 2	1- 3			
0- 1	0- 0	0- 0	NEUTRAL	0- 0	0- 0	0- 1			

RPI	S	Opponent	Score	RPI	S	Opponent	Score	RPI	S	Opponent	Score	RPI	S	Opponent	Score	Team's RPI: 213
16	A	Maryland	63 97	41	A	James Madison	60 55	70	H	Georgetown	59 75	109	H	Rider	75 79	
21	A	Elon	55 83	41	H	James Madison	54 51	78	A	Drexel	48 58	125	A	William & Mary	55 68	
21	H	Elon	65 67					78	H	Drexel	65 80	125	H	William & Mary	64 60	
												127	H	Cornell	68 63	
												138	A	Delaware	59 75	
												138	H	Delaware	67 73	
												160	A	Northeastern	64 72	
												160	H	Northeastern	51 63	
												182	A	Hofstra	59 56	
												182	H	Hofstra	61 70	
												182	N	Hofstra	66 77	
												193	H	George Mason	79 75	
												212	A	UMBC	59 48	
												217	A	Col. of Charleston	54 59	
												217	H	Col. of Charleston	61 59	
												219	A	UNCW	56 59	
												219	H	UNCW	42 48	
												275	A	Colgate	71 76	
												283	H	Norfolk St.	61 58	
												288	H	Coppin St.	69 65	
												341	A	Wagner	69 40	
												343	H	UMass Lowell	90 56	
LAST 12 Division I GAMES:																
		182	N	Hofstra	66 77			125	A	William & Mary	55 68					
		138	A	Delaware	59 75			219	H	UNCW	42 48					
		21	H	Elon	65 67			217	A	Col. of Charleston	54 59					
		182	A	Hofstra	59 56			21	A	Elon	55 83					
		160	H	Northeastern	51 63			138	H	Delaware	67 73					
		78	H	Drexel	65 80			219	A	UNCW	56 59					

Non-Div I Games:

Towson

■ Loss,
 ■ Non-Conf,
 ■ S Site,
 ■ H Home
 ■ A Away
 N Neutral

Average RPI Win: 223	WON-LOST	WINNING	LAST 10	STRENGTH OF	OPP. STRENGTH	TEAM	ADJ.	CONF.	ADJ CONF.
Average RPI Loss: 111	RECORD	PCT. RANK	GAMES	SCHEDULE	OF SCHEDULE	RPI	RPI	RPI	RPI
DIV. I ONLY	20- 10	86	6- 4	166	191	106	106	21	21
DIV. I NON-CONF.	5- 4	143	0- 0	145	71	112	112	19	19
TOTALS	RPI 1-25	RPI 26-50	W-L RECORDS	RPI 51-100	RPI 101-150	RPI 150+			
20- 10	0- 1	0- 3	OVERALL	4- 2	1- 1	15- 3			
9- 3	0- 0	0- 1	HOME	2- 0	0- 0	7- 2			
6- 7	0- 0	0- 0	AWAY	0- 0	0- 0	6- 0			
5- 0	0- 0	0- 0	NEUTRAL	2- 0	1- 0	2- 0			
5- 4	0- 1	0- 1	NON-CONFERENCE	2- 1	0- 0	3- 1			
2- 1	0- 0	0- 0	HOME	1- 0	0- 0	1- 1			
1- 3	0- 1	0- 1	AWAY	0- 1	0- 0	1- 0			
2- 0	0- 0	0- 0	NEUTRAL	1- 0	0- 0	1- 0			
15- 6	0- 0	0- 2	CONFERENCE	2- 1	1- 1	12- 2			
7- 2	0- 0	0- 1	HOME	1- 0	0- 0	6- 1			
5- 4	0- 0	0- 1	AWAY	0- 1	0- 1	5- 1			
3- 0	0- 0	0- 0	NEUTRAL	1- 0	1- 0	1- 0			

RPI 1-25				RPI 26-50				RPI 51-100				RPI 101+ Team's RPI: 106			
RPI	S	Opponent	Score	RPI	S	Opponent	Score	RPI	S	Opponent	Score	RPI	S	Opponent	Score
19	A	Tennessee	84 110	45	A	Auburn	52 61	57	H	Belmont	91 74	141	A	Louisiana	72 80
				48	A	Little Rock	74 77	67	N	Villanova	93 85	141	N	Louisiana	78 64
				48	H	Little Rock	63 74	91	A	UT Arlington	72 78	168	A	Texas St.	72 74
								91	H	UT Arlington	85 68	168	H	Texas St.	65 54
								91	N	UT Arlington	88 59	191	H	UAB	77 81
								95	A	Jacksonville	70 77	209	H	Alabama St.	95 66
												216	H	Appalachian St.	86 77
												246	A	South Ala.	73 57
												246	H	South Ala.	75 71
												248	A	Ga. Southern	89 86
												248	H	Ga. Southern	77 67
												257	H	Coastal Caro.	78 66
												260	A	Georgia St.	87 69
												260	H	Georgia St.	65 68
												297	A	Nicholls St.	100 75
												317	A	Arkansas St.	83 75
												317	H	Arkansas St.	90 77
												317	N	Arkansas St.	105 72
												326	N	Loyola Chicago	91 67
												331	A	La.-Monroe	94 67
LAST 12 Division I GAMES:															
				141	N	Louisiana	78 64	91	A	UT Arlington	72 78				
				91	N	UT Arlington	88 59	257	H	Coastal Caro.	78 66				
				317	N	Arkansas St.	105 72	216	H	Appalachian St.	86 77				
				48	H	Little Rock	63 74	141	A	Louisiana	72 80				
				317	H	Arkansas St.	90 77	331	A	La.-Monroe	94 67				
				168	A	Texas St.	72 74	246	H	South Ala.	75 71				

Non-Div I Games: Armstrong St. 118 72 Thomas (GA) 110 55

Troy

Loss, Non-Conf, S Site, H Home A Away N Neutral

Average RPI Win:	161	WON-LOST	WINNING	LAST 10	STRENGTH OF	OPP. STRENGTH	TEAM	ADJ.	CONF.	ADJ CONF.
Average RPI Loss:	90	RECORD	PCT. RANK	GAMES	SCHEDULE	OF SCHEDULE	RPI	RPI	RPI	RPI
DIV. I ONLY	10- 21	267	3- 7	30	67	144	144	5	5	
DIV. I NON-CONF.	4- 9	248	0- 0	115	127	205	205	5	5	
TOTALS	RPI 1-25	RPI 26-50	W-L RECORDS	RPI 51-100	RPI 101-150	RPI 150+				
10- 21	0- 7	0- 3	OVERALL	3- 5	0- 0	7- 6				
5- 8	0- 2	0- 2	HOME	2- 2	0- 0	3- 2				
4- 11	0- 4	0- 1	AWAY	1- 2	0- 0	3- 4				
1- 2	0- 1	0- 0	NEUTRAL	0- 1	0- 0	1- 0				
4- 9	0- 2	0- 1	NON-CONFERENCE	1- 2	0- 0	3- 4				
2- 3	0- 0	0- 1	HOME	1- 1	0- 0	1- 1				
2- 5	0- 2	0- 0	AWAY	0- 0	0- 0	2- 3				
0- 1	0- 0	0- 0	NEUTRAL	0- 1	0- 0	0- 0				
6- 12	0- 5	0- 2	CONFERENCE	2- 3	0- 0	4- 2				
3- 5	0- 2	0- 1	HOME	1- 1	0- 0	2- 1				
2- 6	0- 2	0- 1	AWAY	1- 2	0- 0	1- 1				
1- 1	0- 1	0- 0	NEUTRAL	0- 0	0- 0	1- 0				

RPI	S	Opponent	Score	RPI	S	Opponent	Score	RPI	S	Opponent	Score	RPI	S	Opponent	Score	Team's RPI: 144
1	A	UConn	50 96	30	A	South Fla.	68 84	74	A	Tulane	65 70	152	A	New Mexico	67 64	
1	H	UConn	58 98	30	H	South Fla.	64 90	77	H	South Dakota	68 71	159	A	Oral Roberts	68 76	
1	N	UConn	57 105	48	H	Little Rock	58 63	90	N	BYU	56 71	167	H	Memphis	57 52	
18	A	Temple	43 70					94	H	Saint Louis	70 64	167	N	Memphis	60 55	
18	H	Temple	49 58					97	A	UCF	73 62	172	H	East Carolina	100 92	
20	A	Oklahoma	68 85					97	H	UCF	58 62	174	H	Arkansas	50 57	
24	A	Kansas St.	62 82					100	A	SMU	41 62	175	A	Houston	66 71	
								100	H	SMU	66 59	175	H	Houston	62 65	
												183	A	Cincinnati	78 61	
												186	H	North Texas	63 58	
												251	A	Indiana St.	68 72	
												292	A	UMKC	80 70	
												317	A	Arkansas St.	80 83	
LAST 12 Division I GAMES:																
		1 N UConn	57 105			97 H UCF	58 62									
		167 N Memphis	60 55			18 A Temple	43 70									
		183 A Cincinnati	78 61			1 A UConn	50 96									
		30 H South Fla.	64 90			172 H East Carolina	100 92									
		100 A SMU	41 62			100 H SMU	66 59									
		175 H Houston	62 65			74 A Tulane	65 70									

Non-Div I Games:

Tulsa

■ Loss,
 ■ Non-Conf,
 ■ S Site,
 ■ Home
 ■ A Away
 N Neutral

UAB										
Average RPI Win:	251	WON-LOST	WINNING	LAST 10	STRENGTH OF	OPP. STRENGTH	TEAM	ADJ.	CONF.	ADJ CONF.
Average RPI Loss:	116	RECORD	PCT. RANK	GAMES	SCHEDULE	OF SCHEDULE	RPI	RPI	RPI	RPI
DIV. I ONLY	14- 15	180	5- 5	182	158	191	191	14	14	
DIV. I NON-CONF.	6- 4	127	0- 0	96	212	98	98	16	16	
TOTALS	RPI 1-25	RPI 26-50	W-L RECORDS	RPI 51-100	RPI 101-150	RPI 150+				
14- 15	0- 2	0- 2	OVERALL	0- 3	2- 3	12- 5				
8- 7	0- 1	0- 1	HOME	0- 2	0- 0	8- 3				
5- 8	0- 1	0- 1	AWAY	0- 1	2- 3	3- 2				
1- 0	0- 0	0- 0	NEUTRAL	0- 0	0- 0	1- 0				
6- 4	0- 2	0- 0	NON-CONFERENCE	0- 1	1- 0	5- 1				
3- 2	0- 1	0- 0	HOME	0- 1	0- 0	3- 0				
2- 2	0- 1	0- 0	AWAY	0- 0	1- 0	1- 1				
1- 0	0- 0	0- 0	NEUTRAL	0- 0	0- 0	1- 0				
8- 11	0- 0	0- 2	CONFERENCE	0- 2	1- 3	7- 4				
5- 5	0- 0	0- 1	HOME	0- 1	0- 0	5- 3				
3- 6	0- 0	0- 1	AWAY	0- 1	1- 3	2- 1				
0- 0	0- 0	0- 0	NEUTRAL	0- 0	0- 0	0- 0				

RPI 1-25				RPI 26-50				RPI 51-100				RPI 101+ Team's RPI: 191			
RPI	S	Opponent	Score	RPI	S	Opponent	Score	RPI	S	Opponent	Score	RPI	S	Opponent	Score
12	H	Florida St.	47 93	35	A	Western Ky.	48 60	57	H	Belmont	58 72	102	A	Southern Miss.	59 64
17	A	DePaul	80 90	35	H	Western Ky.	52 62	85	A	Middle Tenn.	56 87	106	A	Troy	81 77
								85	H	Middle Tenn.	61 64	120	A	Charlotte	88 81
												136	A	Old Dominion	61 73
												139	A	Louisiana Tech	63 64
												157	H	Rice	62 61
												178	A	Southern Ill.	64 49
												186	H	North Texas	62 65
												186	H	North Texas	58 59
												188	H	UTSA	67 82
												228	A	Samford	49 52
												233	H	High Point	75 66
												246	H	South Ala.	66 41
												250	A	Marshall	58 61
												250	H	Marshall	71 55
												302	H	UTEP	74 61
												309	A	FIU	61 52
												309	H	FIU	82 68
												312	N	Gardner-Webb	59 49
												313	H	Mississippi Val.	80 46
												338	A	Fla. Atlantic	78 75
												338	H	Fla. Atlantic	66 55
LAST 12 Division I GAMES:															
186	H	North Texas	62 65	136	A	Old Dominion	61 73								
309	A	FIU	61 52	120	A	Charlotte	88 81								
338	A	Fla. Atlantic	78 75	188	H	UTSA	67 82								
85	A	Middle Tenn.	56 87	302	H	UTEP	74 61								
35	H	Western Ky.	52 62	102	A	Southern Miss.	59 64								
250	H	Marshall	71 55	139	A	Louisiana Tech	63 64								

Non-Div I Games: Miles 106 48

UAB

■ Loss,
 ■ Non-Conf,
 ■ S Site,
 ■ H Home
 ■ A Away
 N Neutral

Average RPI Win:	225	WON-LOST	WINNING	LAST 10	STRENGTH OF	OPP. STRENGTH	TEAM	ADJ.	CONF.	ADJ CONF.
Average RPI Loss:	101	RECORD	PCT. RANK	GAMES	SCHEDULE	OF SCHEDULE	RPI	RPI	RPI	RPI
DIV. I ONLY	22- 7	34	9- 1	198	205	83	83	24	24	
DIV. I NON-CONF.	8- 4	97	0- 0	75	84	58	58	23	23	
TOTALS	RPI 1-25	RPI 26-50	W-L RECORDS	RPI 51-100	RPI 101-150	RPI 150+				
22- 7	0- 2	0- 0	OVERALL	2- 1	2- 2	18- 2				
11- 2	0- 0	0- 0	HOME	1- 0	1- 1	9- 1				
11- 3	0- 2	0- 0	AWAY	1- 0	1- 1	9- 0				
0- 2	0- 0	0- 0	NEUTRAL	0- 1	0- 0	0- 1				
8- 4	0- 2	0- 0	NON-CONFERENCE	2- 1	2- 0	4- 1				
4- 1	0- 0	0- 0	HOME	1- 0	1- 0	2- 1				
4- 2	0- 2	0- 0	AWAY	1- 0	1- 0	2- 0				
0- 1	0- 0	0- 0	NEUTRAL	0- 1	0- 0	0- 0				
14- 3	0- 0	0- 0	CONFERENCE	0- 0	0- 2	14- 1				
7- 1	0- 0	0- 0	HOME	0- 0	0- 1	7- 0				
7- 1	0- 0	0- 0	AWAY	0- 0	0- 1	7- 0				
0- 1	0- 0	0- 0	NEUTRAL	0- 0	0- 0	0- 1				

RPI 1-25				RPI 26-50				RPI 51-100				Team's RPI: 83	RPI 101+			
RPI	S	Opponent	Score	RPI	S	Opponent	Score	RPI	S	Opponent	Score		RPI	S	Opponent	Score
4	A	Oregon St.	52 93					65	H	Montana St.	70 62		111	A	Long Beach St.	62 64
6	A	Stanford	42 68					95	N	Jacksonville	54 61		111	H	Long Beach St.	51 64
								97	A	UCF	77 71		114	H	St. Mary's (CA)	68 66
													140	A	San Francisco	78 58
													155	A	CSUN	63 55
													155	H	CSUN	81 65
													182	H	Hofstra	60 64
													187	A	UC Riverside	61 59
													187	H	UC Riverside	72 55
													200	A	UC Santa Barbara	62 48
													200	H	UC Santa Barbara	70 61
													200	N	UC Santa Barbara	59 73
													241	A	Hawaii	69 50
													241	H	Hawaii	70 55
													243	A	Pacific	95 87
													270	H	San Diego St.	75 55
													273	A	Cal Poly	61 53
													273	H	Cal Poly	83 75
													276	H	Portland	66 52
													286	A	Sacramento St.	110 78
LAST 12 Division I GAMES:																
				200	N	UC Santa Barbara	59 73					328	H	UC Irvine	62 42	
				155	A	CSUN	63 55					200	A	UC Santa Barbara	62 48	
				187	A	UC Riverside	61 59					273	A	Cal Poly	61 53	
				200	H	UC Santa Barbara	70 61					346	H	Cal St. Fullerton	59 39	
				273	H	Cal Poly	83 75					187	H	UC Riverside	72 55	
				241	A	Hawaii	69 50					111	A	Long Beach St.	62 64	

Non-Div I Games: Holy Names 91 51

UC Davis

■ Loss,
 ■ Non-Conf,
 ■ S Site,
 ■ Home
 ■ A Away
 N Neutral

Average RPI Win:	265	WON-LOST	WINNING	LAST 10	STRENGTH OF	OPP. STRENGTH	TEAM	ADJ.	CONF.	ADJ CONF.
Average RPI Loss:	181	RECORD	PCT. RANK	GAMES	SCHEDULE	OF SCHEDULE	RPI	RPI	RPI	RPI
DIV. I ONLY	4- 26	335	2- 8	223	269	328	328	24	24	
DIV. I NON-CONF.	1- 12	332	0- 0	176	296	321	321	23	23	
TOTALS	RPI 1-25	RPI 26-50	W-L RECORDS	RPI 51-100	RPI 101-150	RPI 150+				
4- 26	0- 0	0- 0	OVERALL	0- 5	0- 4	4- 17				
2- 12	0- 0	0- 0	HOME	0- 3	0- 2	2- 7				
2- 12	0- 0	0- 0	AWAY	0- 2	0- 1	2- 9				
0- 2	0- 0	0- 0	NEUTRAL	0- 0	0- 1	0- 1				
1- 12	0- 0	0- 0	NON-CONFERENCE	0- 3	0- 2	1- 7				
0- 6	0- 0	0- 0	HOME	0- 2	0- 1	0- 3				
1- 5	0- 0	0- 0	AWAY	0- 1	0- 0	1- 4				
0- 1	0- 0	0- 0	NEUTRAL	0- 0	0- 1	0- 0				
3- 14	0- 0	0- 0	CONFERENCE	0- 2	0- 2	3- 10				
2- 6	0- 0	0- 0	HOME	0- 1	0- 1	2- 4				
1- 7	0- 0	0- 0	AWAY	0- 1	0- 1	1- 5				
0- 1	0- 0	0- 0	NEUTRAL	0- 0	0- 0	0- 1				

RPI S	Opponent	Score	RPI S	Opponent	Score	RPI S	Opponent	Score	RPI S	Opponent	Score	Team's RPI: 328
						66	A Gonzaga	38 102	107	H UNLV	46 62	
						83	A UC Davis	42 62	111	A Long Beach St.	74 87	
						83	H UC Davis	48 89	111	H Long Beach St.	63 68	
						92	H Southern California	45 83	146	N Fresno St.	45 63	
						94	H Saint Louis	69 79	153	A Idaho St.	54 65	
									155	A CSUN	77 85	
									155	H CSUN	77 52	
									187	A UC Riverside	58 76	
									187	H UC Riverside	58 79	
									187	N UC Riverside	60 92	
									189	A Utah St.	52 66	
									200	A UC Santa Barbara	53 71	
									200	H UC Santa Barbara	60 85	
									204	A Loyola Marymount	39 58	
									214	A Portland St.	73 79	
									241	A Hawaii	62 79	
									241	H Hawaii	60 73	
									263	H CSU Bakersfield	66 86	
									273	A Cal Poly	74 71	
									273	H Cal Poly	60 78	
									285	A Nevada	72 59	
									286	H Sacramento St.	70 78	
									291	H Southern Utah	58 70	
									346	A Cal St. Fullerton	53 64	
									346	H Cal St. Fullerton	69 62	
LAST 12 Division I GAMES:												
			187	N UC Riverside	60 92		155	A CSUN	77 85			
			346	H Cal St. Fullerton	69 62		83	A UC Davis	42 62			
			200	A UC Santa Barbara	53 71		273	H Cal Poly	60 78			
			111	A Long Beach St.	74 87		111	H Long Beach St.	63 68			
			241	H Hawaii	60 73		200	H UC Santa Barbara	60 85			
			273	A Cal Poly	74 71		241	A Hawaii	62 79			

Non-Div I Games: Concordia (CA) 92 61

UC Irvine

UC Riverside

Through Games Of March 12, 2017

Average RPI Win:	271	WON-LOST	WINNING	LAST 10	STRENGTH OF	OPP. STRENGTH	TEAM	ADJ.	CONF.	ADJ CONF.
Average RPI Loss:	111	RECORD	PCT. RANK	GAMES	SCHEDULE	OF SCHEDULE	RPI	RPI	RPI	RPI
DIV. I ONLY	16- 15	166	5- 5	242	217	187	187	24	24	
DIV. I NON-CONF.	6- 7	182	0- 0	119	134	145	145	23	23	
TOTALS	RPI 1-25	RPI 26-50	W-L RECORDS	RPI 51-100	RPI 101-150	RPI 150+				
16- 15	0- 1	0- 1	OVERALL	0- 6	0- 2	16- 5				
8- 5	0- 0	0- 1	HOME	0- 2	0- 1	8- 1				
6- 9	0- 1	0- 0	AWAY	0- 4	0- 1	6- 3				
2- 1	0- 0	0- 0	NEUTRAL	0- 0	0- 0	2- 1				
6- 7	0- 1	0- 1	NON-CONFERENCE	0- 4	0- 0	6- 1				
3- 2	0- 0	0- 1	HOME	0- 1	0- 0	3- 0				
2- 5	0- 1	0- 0	AWAY	0- 3	0- 0	2- 1				
1- 0	0- 0	0- 0	NEUTRAL	0- 0	0- 0	1- 0				
10- 8	0- 0	0- 0	CONFERENCE	0- 2	0- 2	10- 4				
5- 3	0- 0	0- 0	HOME	0- 1	0- 1	5- 1				
4- 4	0- 0	0- 0	AWAY	0- 1	0- 1	4- 2				
1- 1	0- 0	0- 0	NEUTRAL	0- 0	0- 0	1- 1				

RPI 1-25				RPI 26-50				RPI 51-100				RPI 101+ Team's RPI: 187			
RPI	S	Opponent	Score	RPI	S	Opponent	Score	RPI	S	Opponent	Score	RPI	S	Opponent	Score
25	A	Missouri	62 68	50	H	Penn	55 71	56	A	California	56 71	111	A	Long Beach St.	51 55
								77	H	South Dakota	55 61	111	H	Long Beach St.	66 73
								80	A	FGCU	45 60	155	A	CSUN	70 79
								83	A	UC Davis	55 72	155	H	CSUN	67 70
								83	H	UC Davis	59 61	190	A	Kansas	84 90
								92	A	Southern California	49 67	200	A	UC Santa Barbara	54 58
												200	H	UC Santa Barbara	73 69
												200	N	UC Santa Barbara	71 81
												204	A	Loyola Marymount	75 72
												215	H	Seattle U	58 54
												228	N	Samford	51 48
												241	A	Hawaii	79 59
												241	H	Hawaii	63 45
												245	H	Grand Canyon	77 64
												263	A	CSU Bakersfield	71 66
												270	H	San Diego St.	72 44
												273	A	Cal Poly	72 69
												273	H	Cal Poly	68 59
												328	A	UC Irvine	79 58
												328	H	UC Irvine	76 58
												328	N	UC Irvine	92 60
												346	A	Cal St. Fullerton	75 63
												346	H	Cal St. Fullerton	68 45
LAST 12 Division I GAMES:															
				200	N	UC Santa Barbara	71 81	200	H	UC Santa Barbara	73 69				
				328	N	UC Irvine	92 60	155	H	CSUN	67 70				
				83	H	UC Davis	59 61	241	A	Hawaii	79 59				
				155	A	CSUN	70 79	273	A	Cal Poly	72 69				
				111	H	Long Beach St.	66 73	241	H	Hawaii	63 45				
				346	A	Cal St. Fullerton	75 63	111	A	Long Beach St.	51 55				

Non-Div I Games:

UC Riverside

■ Loss,
 ■ Non-Conf,
 ■ S Site,
 ■ Home
 ■ A Away
 N Neutral

Average RPI Win:	250	WON-LOST	WINNING	LAST 10	STRENGTH OF	OPP. STRENGTH	TEAM	ADJ.	CONF.	ADJ CONF.
Average RPI Loss:	152	RECORD	PCT. RANK	GAMES	SCHEDULE	OF SCHEDULE	RPI	RPI	RPI	RPI
DIV. I ONLY	16- 16	170	5- 5	267	220	200	200	24	24	
DIV. I NON-CONF.	5- 8	218	0- 0	294	159	266	266	23	23	
TOTALS	RPI 1-25	RPI 26-50	W-L RECORDS	RPI 51-100	RPI 101-150	RPI 150+				
16- 16	0- 1	0- 0	OVERALL	1- 3	2- 3	13- 9				
8- 5	0- 1	0- 0	HOME	0- 1	1- 1	7- 2				
4- 10	0- 0	0- 0	AWAY	0- 2	1- 1	3- 7				
4- 1	0- 0	0- 0	NEUTRAL	1- 0	0- 1	3- 0				
5- 8	0- 1	0- 0	NON-CONFERENCE	0- 1	1- 1	4- 5				
2- 3	0- 1	0- 0	HOME	0- 0	0- 1	2- 1				
1- 5	0- 0	0- 0	AWAY	0- 1	1- 0	0- 4				
2- 0	0- 0	0- 0	NEUTRAL	0- 0	0- 0	2- 0				
11- 8	0- 0	0- 0	CONFERENCE	1- 2	1- 2	9- 4				
6- 2	0- 0	0- 0	HOME	0- 1	1- 0	5- 1				
3- 5	0- 0	0- 0	AWAY	0- 1	0- 1	3- 3				
2- 1	0- 0	0- 0	NEUTRAL	1- 0	0- 1	1- 0				

RPI 1-25				RPI 26-50				RPI 51-100				RPI 101+ Team's RPI: 200			
RPI	S	Opponent	Score	RPI	S	Opponent	Score	RPI	S	Opponent	Score	RPI	S	Opponent	Score
9	H	UCLA	52 71					60	A	Iowa St.	60 77	111	A	Long Beach St.	45 59
								83	A	UC Davis	61 70	111	H	Long Beach St.	65 60
								83	H	UC Davis	48 62	111	N	Long Beach St.	55 56
								83	N	UC Davis	73 59	133	H	Yale	60 64
												146	A	Fresno St.	50 49
												155	A	CSUN	61 75
												155	H	CSUN	55 62
												158	H	Santa Clara	58 69
												187	A	UC Riverside	69 73
												187	H	UC Riverside	58 54
												187	N	UC Riverside	81 71
												204	A	Loyola Marymount	55 57
												215	A	Seattle U	53 58
												223	A	San Diego	63 77
												241	A	Hawaii	67 52
												241	H	Hawaii	74 62
												266	N	A&M-Corpus Christi	66 60
												270	A	San Diego St.	70 84
												273	A	Cal Poly	67 78
												273	H	Cal Poly	77 63
												295	H	Northern Ariz.	60 51
												305	N	North Dakota St.	66 59
												314	H	Pepperdine	66 57
												328	A	UC Irvine	85 60
												328	H	UC Irvine	71 53
												346	A	Cal St. Fullerton	56 49
LAST 12 Division I GAMES:															
				111	N	Long Beach St.	55 56	111	A	Long Beach St.	45 59				
				83	N	UC Davis	73 59	187	A	UC Riverside	69 73				
				187	N	UC Riverside	81 71	241	A	Hawaii	67 52				
				273	H	Cal Poly	77 63	155	H	CSUN	55 62				
				328	H	UC Irvine	71 53	83	H	UC Davis	48 62				
				83	A	UC Davis	61 70	346	H	Cal St. Fullerton	57 37				

Non-Div I Games:

UC Santa Barbara

■ Loss,
 ■ Non-Conf,
 ■ S Site,
 ■ Home
 ■ A Away
 N Neutral

RPI	S	Opponent	Score
346	H	Cal St. Fullerton	57 37

UC Santa Barbara^r
a

UCF				STRENGTH OF SCHEDULE	OPP. STRENGTH OF SCHEDULE	TEAM RPI	ADJ. RPI	CONF. RPI	ADJ CONF. RPI
Average RPI Win:	182	WON-LOST RECORD	WINNING PCT. RANK						
Average RPI Loss:	97		LAST 10 GAMES						
DIV. I ONLY	20- 11	97	7- 3	126	80	97	97	5	5
DIV. I NON-CONF.	10- 3	54	0- 0	227	260	103	103	5	5
<hr/>									
TOTALS	RPI 1-25	RPI 26-50	W-L RECORDS	RPI 51-100	RPI 101-150	RPI 150+			
20- 11	0- 3	1- 0	OVERALL	3- 3	3- 2	13- 3			
10- 6	0- 2	0- 0	HOME	1- 1	2- 2	7- 1			
9- 4	0- 0	1- 0	AWAY	1- 2	1- 0	6- 2			
1- 1	0- 1	0- 0	NEUTRAL	1- 0	0- 0	0- 0			
10- 3	0- 0	0- 0	NON-CONFERENCE	0- 2	2- 1	8- 0			
6- 2	0- 0	0- 0	HOME	0- 1	2- 1	4- 0			
4- 1	0- 0	0- 0	AWAY	0- 1	0- 0	4- 0			
0- 0	0- 0	0- 0	NEUTRAL	0- 0	0- 0	0- 0			
10- 8	0- 3	1- 0	CONFERENCE	3- 1	1- 1	5- 3			
4- 4	0- 2	0- 0	HOME	1- 0	0- 1	3- 1			
5- 3	0- 0	1- 0	AWAY	1- 1	1- 0	2- 2			
1- 1	0- 1	0- 0	NEUTRAL	1- 0	0- 0	0- 0			

RPI 1-25				RPI 26-50				RPI 51-100 Team's RPI: 97				RPI 101+			
RPI	S	Opponent	Score	RPI	S	Opponent	Score	RPI	S	Opponent	Score	RPI	S	Opponent	Score
1	H	UConn	48 84	30	A	South Fla.	66 62	74	A	Tulane	56 51	105	H	Virginia Tech	64 67
1	N	UConn	56 78					74	N	Tulane	61 57	109	H	Rider	49 30
18	H	Temple	60 66					83	H	UC Davis	71 77	144	A	Tulsa	62 58
								98	A	Buffalo	65 66	144	H	Tulsa	62 73
								100	A	SMU	58 63	149	H	Omaha	81 41
								100	H	SMU	63 37	167	A	Memphis	59 65
												167	H	Memphis	62 65
												171	H	Bethune-Cookman	70 43
												172	A	East Carolina	54 42
												172	H	East Carolina	79 51
												175	A	Houston	62 48
												175	H	Houston	85 59
												183	A	Cincinnati	57 63
												183	H	Cincinnati	64 44
												246	H	South Ala.	70 58
												248	A	Ga. Southern	74 54
												259	A	Butler	66 59
												262	H	Austin Peay	61 43
												277	A	Davidson	57 38
												309	A	FIU	69 52
												312	H	Gardner-Webb	66 52
<hr/>															
LAST 12 Division I GAMES:															
		1 N UConn	56 78			30 A South Fla.	66 62								
		74 N Tulane	61 57			144 A Tulsa	62 58								
		18 H Temple	60 66			175 H Houston	85 59								
		100 H SMU	63 37			100 A SMU	58 63								
		74 A Tulane	56 51			167 A Memphis	59 65								
		172 H East Carolina	79 51			183 H Cincinnati	64 44								

Non-Div I Games:

UCF

■ Loss,
 ■ Non-Conf,
 ■ S Site,
 ■ H Home
 ■ A Away
 N Neutral

Average RPI Win:	109	WON-LOST	WINNING	LAST 10	STRENGTH OF	OPP. STRENGTH	TEAM	ADJ.	CONF.	ADJ CONF.
Average RPI Loss:	28	RECORD	PCT. RANK	GAMES	SCHEDULE	OF SCHEDULE	RPI	RPI	RPI	RPI
DIV. I ONLY	23- 8	44	6- 4	13	7	9	9	1	1	
DIV. I NON-CONF.	9- 2	37	0- 0	52	76	11	11	1	1	
TOTALS	RPI 1-25	RPI 26-50	W-L RECORDS	RPI 51-100	RPI 101-150	RPI 150+				
23- 8	3- 5	6- 1	OVERALL	4- 1	4- 1	6- 0				
14- 0	2- 0	3- 0	HOME	2- 0	3- 0	4- 0				
6- 7	1- 4	1- 1	AWAY	1- 1	1- 1	2- 0				
3- 1	0- 1	2- 0	NEUTRAL	1- 0	0- 0	0- 0				
9- 2	0- 2	2- 0	NON-CONFERENCE	1- 0	0- 0	6- 0				
5- 0	0- 0	1- 0	HOME	0- 0	0- 0	4- 0				
2- 2	0- 2	0- 0	AWAY	0- 0	0- 0	2- 0				
2- 0	0- 0	1- 0	NEUTRAL	1- 0	0- 0	0- 0				
14- 6	3- 3	4- 1	CONFERENCE	3- 1	4- 1	0- 0				
9- 0	2- 0	2- 0	HOME	2- 0	3- 0	0- 0				
4- 5	1- 2	1- 1	AWAY	1- 1	1- 1	0- 0				
1- 1	0- 1	2- 0	NEUTRAL	0- 0	0- 0	0- 0				

RPI	S	Opponent	Score	RPI	S	Opponent	Score	RPI	S	Opponent	Score	RPI	S	Opponent	Score
3	A	South Carolina	57 66	34	A	Arizona St.	55 52	56	A	California	77 80	101	A	Washington St.	73 82
4	A	Oregon St.	61 68	34	H	Arizona St.	69 60	64	N	Iowa	78 65	101	H	Washington St.	67 48
4	H	Oregon St.	66 56	34	N	Arizona St.	77 68	79	H	Utah	67 56	110	H	Colorado	87 74
4	N	Oregon St.	53 63	36	A	Oregon	75 84	92	A	Southern California	74 59	130	A	Arizona	79 56
6	A	Stanford	85 76	36	H	Oregon	79 63	92	H	Southern California	71 67	130	H	Arizona	69 49
7	A	Baylor	70 84	44	N	Toledo	75 73					200	A	UC Santa Barbara	71 52
10	A	Washington	70 82	46	H	Michigan	84 64					230	H	Southern U.	95 47
10	H	Washington	90 79									241	H	Hawaii	72 49
												243	H	Pacific	82 55
												273	H	Cal Poly	80 64
												281	A	N.C. A&T	83 42
LAST 12 Division I GAMES:															
		4 N Oregon St.	53 63	4	A	Oregon St.	61 68								
		34 N Arizona St.	77 68	36	A	Oregon	75 84								
		34 A Arizona St.	55 52	6	A	Stanford	85 76								
		130 A Arizona	79 56	56	A	California	77 80								
		101 H Washington St.	67 48	130	H	Arizona	69 49								
		10 H Washington	90 79	34	H	Arizona St.	69 60								

Non-Div I Games:

UCLA

■ Loss,
■ Non-Conf,
■ S Site,
■ H Home
■ A Away
N Neutral

Average RPI Win:	76	WON-LOST	WINNING	LAST 10	STRENGTH OF	OPP. STRENGTH	TEAM	ADJ.	CONF.	ADJ CONF.
Average RPI Loss:	0	RECORD	PCT. RANK	GAMES	SCHEDULE	OF SCHEDULE	RPI	RPI	RPI	RPI
DIV. I ONLY	32- 0	1	10- 0	2	5	1	1	5	5	
DIV. I NON-CONF.	13- 0	1	1- 0	1	1	1	1	5	5	
TOTALS	RPI 1-25		RPI 26-50	W-L RECORDS	RPI 51-100	RPI 101-150	RPI 150+			
32- 0	10- 0		6- 0	OVERALL	7- 0	3- 0	6- 0			
14- 0	4- 0		3- 0	HOME	3- 0	1- 0	3- 0			
14- 0	5- 0		2- 0	AWAY	3- 0	1- 0	3- 0			
4- 0	1- 0		1- 0	NEUTRAL	1- 0	1- 0	0- 0			
13- 0	8- 0		3- 0	NON-CONFERENCE	1- 0	0- 0	1- 0			
6- 0	3- 0		2- 0	HOME	1- 0	0- 0	0- 0			
6- 0	4- 0		1- 0	AWAY	0- 0	0- 0	1- 0			
1- 0	1- 0		0- 0	NEUTRAL	0- 0	0- 0	0- 0			
19- 0	2- 0		3- 0	CONFERENCE	6- 0	3- 0	5- 0			
8- 0	1- 0		1- 0	HOME	2- 0	1- 0	3- 0			
8- 0	1- 0		1- 0	AWAY	3- 0	1- 0	2- 0			
3- 0	0- 0		1- 0	NEUTRAL	1- 0	1- 0	0- 0			

RPI	S	Opponent	Score	RPI	S	Opponent	Score	RPI	S	Opponent	Score	RPI	S	Opponent	Score
2	A	Notre Dame	72 61	27	H	Ohio St.	82 63	68	H	Chattanooga	80 43	144	A	Tulsa	98 58
3	H	South Carolina	66 55	30	A	South Fla.	96 68	74	A	Tulane	63 60	144	H	Tulsa	96 50
7	H	Baylor	72 61	30	H	South Fla.	102 37	74	H	Tulane	100 56	144	N	Tulsa	105 57
12	A	Florida St.	78 76	30	N	South Fla.	100 44	97	A	UCF	84 48	167	H	Memphis	91 48
13	N	Texas	72 54	33	H	Dayton	98 65	97	N	UCF	78 56	172	A	East Carolina	91 44
16	A	Maryland	87 81	37	A	LSU	76 53	100	A	SMU	88 48	172	H	East Carolina	90 45
17	H	DePaul	91 46					100	H	SMU	83 41	175	H	Houston	91 42
18	A	Temple	97 69									183	A	Cincinnati	96 49
18	H	Temple	90 45									196	A	Nebraska	84 41
24	A	Kansas St.	75 58												
LAST 12 Division I GAMES:															
		30	N	South Fla.			100	44			74	A	Tulane		63 60
		97	N	UCF			78	56			3	H	South Carolina		66 55
		144	N	Tulsa			105	57			100	H	SMU		83 41
		30	A	South Fla.			96	68			183	A	Cincinnati		96 49
		167	H	Memphis			91	48			144	H	Tulsa		96 50
		18	H	Temple			90	45			18	A	Temple		97 69

Non-Div I Games:

UConn

Average RPI Win:	235	WON-LOST	WINNING	LAST 10	STRENGTH OF	OPP. STRENGTH	TEAM	ADJ.	CONF.	ADJ CONF.
Average RPI Loss:	170	RECORD	PCT. RANK	GAMES	SCHEDULE	OF SCHEDULE	RPI	RPI	RPI	RPI
DIV. I ONLY	14- 15	180	6- 4	257	245	212	212	22	22	
DIV. I NON-CONF.	4- 8	230	0- 0	264	288	284	284	22	22	
TOTALS	RPI 1-25	RPI 26-50	W-L RECORDS	RPI 51-100	RPI 101-150	RPI 150+				
14- 15	0- 1	0- 0	OVERALL	0- 3	3- 2	11- 9				
7- 7	0- 0	0- 0	HOME	0- 1	2- 1	5- 5				
6- 7	0- 1	0- 0	AWAY	0- 2	1- 1	5- 3				
1- 1	0- 0	0- 0	NEUTRAL	0- 0	0- 0	1- 1				
4- 8	0- 1	0- 0	NON-CONFERENCE	0- 1	0- 1	4- 5				
1- 5	0- 0	0- 0	HOME	0- 0	0- 1	1- 4				
2- 3	0- 1	0- 0	AWAY	0- 1	0- 0	2- 1				
1- 0	0- 0	0- 0	NEUTRAL	0- 0	0- 0	1- 0				
10- 7	0- 0	0- 0	CONFERENCE	0- 2	3- 1	7- 4				
6- 2	0- 0	0- 0	HOME	0- 1	2- 0	4- 1				
4- 4	0- 0	0- 0	AWAY	0- 1	1- 1	3- 2				
0- 1	0- 0	0- 0	NEUTRAL	0- 0	0- 0	0- 1				

RPI 1-25				RPI 26-50				RPI 51-100				RPI 101+ Team's RPI: 212			
RPI	S	Opponent	Score	RPI	S	Opponent	Score	RPI	S	Opponent	Score	RPI	S	Opponent	Score
16	A	Maryland	42 92					53	A	Virginia	30 56	103	H	Princeton	58 69
								76	A	New Hampshire	50 60	113	A	Albany (NY)	64 56
								76	H	New Hampshire	61 65	113	H	Albany (NY)	63 60
												128	A	Maine	40 72
												128	H	Maine	66 62
												184	A	Hartford	64 47
												184	H	Hartford	73 80
												184	N	Hartford	40 74
												185	A	American	53 70
												194	A	Columbia	67 56
												211	A	Binghamton	62 69
												211	H	Binghamton	53 45
												213	H	Towson	48 59
												234	N	Liberty	62 51
												258	A	Stony Brook	37 51
												258	H	Stony Brook	67 61
												261	H	UMES	57 70
												269	H	Loyola Maryland	65 70
												274	A	Vermont	64 52
												274	H	Vermont	69 66
												288	H	Coppin St.	73 63
												330	H	Morgan St.	61 69
												336	A	LIU Brooklyn	57 45
												343	A	UMass Lowell	78 62
												343	H	UMass Lowell	79 72
LAST 12 Division I GAMES:															
				184	N	Hartford	40 74					184	A	Hartford	64 47
				76	H	New Hampshire	61 65					128	H	Maine	66 62
				258	A	Stony Brook	37 51					211	H	Binghamton	53 45
				343	A	UMass Lowell	78 62					76	A	New Hampshire	50 60
				113	H	Albany (NY)	63 60					258	H	Stony Brook	67 61
				274	A	Vermont	64 52					343	H	UMass Lowell	79 72

Non-Div I Games: Gettysburg 71 51

UMBC

Loss, Non-Conf, S Site, H Home A Away N Neutral

UMES				STRENGTH OF SCHEDULE	OPP. STRENGTH OF SCHEDULE	TEAM RPI	ADJ. RPI	CONF. RPI	ADJ CONF. RPI
Average RPI Win:	261	WON-LOST RECORD	WINNING PCT. RANK						
Average RPI Loss:	223		LAST 10 GAMES						
DIV. I ONLY	12- 16	215	4- 6	314	333	261	261	32	32
DIV. I NON-CONF.	5- 5	165	0- 0	193	240	122	122	31	31

TOTALS	RPI 1-25	RPI 26-50	W-L RECORDS	RPI 51-100	RPI 101-150	RPI 150+			
12- 16	0- 1	0- 1	OVERALL	0- 1	0- 0	12- 13			
3- 6	0- 0	0- 0	HOME	0- 0	0- 0	3- 6			
7- 9	0- 1	0- 1	AWAY	0- 1	0- 0	7- 6			
2- 1	0- 0	0- 0	NEUTRAL	0- 0	0- 0	2- 1			
5- 5	0- 1	0- 1	NON-CONFERENCE	0- 1	0- 0	5- 2			
1- 0	0- 0	0- 0	HOME	0- 0	0- 0	1- 0			
3- 5	0- 1	0- 1	AWAY	0- 1	0- 0	3- 2			
1- 0	0- 0	0- 0	NEUTRAL	0- 0	0- 0	1- 0			
7- 11	0- 0	0- 0	CONFERENCE	0- 0	0- 0	7- 11			
2- 6	0- 0	0- 0	HOME	0- 0	0- 0	2- 6			
4- 4	0- 0	0- 0	AWAY	0- 0	0- 0	4- 4			
1- 1	0- 0	0- 0	NEUTRAL	0- 0	0- 0	1- 1			

RPI 1-25				RPI 26-50				RPI 51-100				RPI 101+ Team's RPI: 261			
RPI	S	Opponent	Score	RPI	S	Opponent	Score	RPI	S	Opponent	Score	RPI	S	Opponent	Score
16	A	Maryland	61 106	39	A	North Carolina St.	58 77	53	A	Virginia	50 60	151	A	Hampton	68 65
												151	N	Hampton	56 66
												171	A	Bethune-Cookman	59 56
												171	H	Bethune-Cookman	33 61
												172	A	East Carolina	58 66
												198	H	UNCG	60 53
												212	A	UMBC	70 57
												226	A	Howard	40 71
												226	H	Howard	71 72
												242	N	Saint Francis (PA)	90 82
												281	A	N.C. A&T	60 57
												281	H	N.C. A&T	58 50
												283	A	Norfolk St.	43 74
												288	H	Coppin St.	49 55
												288	N	Coppin St.	62 59
												289	A	Mt. St. Mary's	63 52
												293	H	Savannah St.	58 59
												315	A	USC Upstate	63 76
												324	A	Florida A&M	49 59
												330	H	Morgan St.	62 66
												335	A	N.C. Central	59 68
												335	H	N.C. Central	73 51
												338	A	Fla. Atlantic	76 59
												347	A	Delaware St.	79 72
												348	H	South Carolina St.	60 67

LAST 12 Division I GAMES:															
				151	N	Hampton	56 66	335	H	N.C. Central	73 51				
				288	N	Coppin St.	62 59	171	H	Bethune-Cookman	33 61				
				330	H	Morgan St.	62 66	283	A	Norfolk St.	43 74				
				226	A	Howard	40 71	288	H	Coppin St.	49 55				
				347	A	Delaware St.	79 72	151	A	Hampton	68 65				
				281	H	N.C. A&T	58 50	293	H	Savannah St.	58 59				

Non-Div I Games: Cheyney 75 38

UMES

■ Loss,
 ■ Non-Conf,
 ■ S Site,
 ■ Home
 ■ A Away
 N Neutral

Average RPI Win:	264	WON-LOST	WINNING	LAST 10	STRENGTH OF	OPP. STRENGTH	TEAM	ADJ.	CONF.	ADJ CONF.
Average RPI Loss:	190	RECORD	PCT. RANK	GAMES	SCHEDULE	OF SCHEDULE	RPI	RPI	RPI	RPI
DIV. I ONLY	8- 19	283	4- 6	212	322	292	292	29	29	
DIV. I NON-CONF.	3- 8	262	0- 0	139	258	250	250	29	29	
TOTALS	RPI 1-25	RPI 26-50	W-L RECORDS	RPI 51-100	RPI 101-150	RPI 150+				
8- 19	0- 0	0- 0	OVERALL	0- 2	1- 5	7- 12				
4- 10	0- 0	0- 0	HOME	0- 2	0- 3	4- 5				
3- 8	0- 0	0- 0	AWAY	0- 0	1- 1	2- 7				
1- 1	0- 0	0- 0	NEUTRAL	0- 0	0- 1	1- 0				
3- 8	0- 0	0- 0	NON-CONFERENCE	0- 2	1- 2	2- 4				
1- 6	0- 0	0- 0	HOME	0- 2	0- 2	1- 2				
2- 2	0- 0	0- 0	AWAY	0- 0	1- 0	1- 2				
0- 0	0- 0	0- 0	NEUTRAL	0- 0	0- 0	0- 0				
5- 11	0- 0	0- 0	CONFERENCE	0- 0	0- 3	5- 8				
3- 4	0- 0	0- 0	HOME	0- 0	0- 1	3- 3				
1- 6	0- 0	0- 0	AWAY	0- 0	0- 1	1- 5				
1- 1	0- 0	0- 0	NEUTRAL	0- 0	0- 1	1- 0				

RPI 1-25			RPI 26-50			RPI 51-100			RPI 101+			Team's RPI: 292					
RPI	S	Opponent	Score	RPI	S	Opponent	Score	RPI	S	Opponent	Score	RPI	S	Opponent	Score		
								59	H	Western Ill.	65	78	108	A	Abilene Christian	71	68
								75	H	Northern Ill.	75	86	137	A	New Mexico St.	72	78
													137	H	New Mexico St.	43	60
													137	N	New Mexico St.	63	71
													144	H	Tulsa	70	80
													149	H	Omaha	57	80
													162	H	Western Mich.	54	66
													170	A	La Salle	59	64
													173	A	Wichita St.	56	54
													178	H	Southern Ill.	69	77
													215	A	Seattle U	52	74
													215	H	Seattle U	65	75
													237	A	UTRGV	39	74
													237	H	UTRGV	52	63
													237	N	UTRGV	77	69
													245	A	Grand Canyon	64	75
													245	H	Grand Canyon	77	65
													258	A	Stony Brook	55	57
													263	A	CSU Bakersfield	33	52
													263	H	CSU Bakersfield	63	65
													330	H	Morgan St.	64	56
													332	A	Utah Valley	39	58
													332	H	Utah Valley	66	63
													344	A	Chicago St.	71	55
													344	H	Chicago St.	62	53
LAST 12 Division I GAMES:																	

Non-Div I Games: Cent. Christian (KS111 43 Mo.-St. Louis 60 45

UMKC

Loss, Non-Conf, S Site, H Home A Away N Neutral

Average RPI Win:	307	WON-LOST	WINNING	LAST 10	STRENGTH OF	OPP. STRENGTH	TEAM	ADJ.	CONF.	ADJ CONF.
Average RPI Loss:	192	RECORD	PCT. RANK	GAMES	SCHEDULE	OF SCHEDULE	RPI	RPI	RPI	RPI
DIV. I ONLY	2- 26	345	0- 10	268	270	343	343	22	22	
DIV. I NON-CONF.	2- 10	305	0- 0	299	339	344	344	22	22	
TOTALS	RPI 1-25	RPI 26-50	W-L RECORDS	RPI 51-100	RPI 101-150	RPI 150+				
2- 26	0- 1	0- 0	OVERALL	0- 3	0- 4	2- 18				
2- 11	0- 0	0- 0	HOME	0- 1	0- 2	2- 8				
0- 15	0- 1	0- 0	AWAY	0- 2	0- 2	0- 10				
0- 0	0- 0	0- 0	NEUTRAL	0- 0	0- 0	0- 0				
2- 10	0- 1	0- 0	NON-CONFERENCE	0- 1	0- 0	2- 8				
2- 3	0- 0	0- 0	HOME	0- 0	0- 0	2- 3				
0- 7	0- 1	0- 0	AWAY	0- 1	0- 0	0- 5				
0- 0	0- 0	0- 0	NEUTRAL	0- 0	0- 0	0- 0				
0- 16	0- 0	0- 0	CONFERENCE	0- 2	0- 4	0- 10				
0- 8	0- 0	0- 0	HOME	0- 1	0- 2	0- 5				
0- 8	0- 0	0- 0	AWAY	0- 1	0- 2	0- 5				
0- 0	0- 0	0- 0	NEUTRAL	0- 0	0- 0	0- 0				

RPI 1-25				RPI 26-50				RPI 51-100				RPI 101+ Team's RPI: 343			
RPI	S	Opponent	Score	RPI	S	Opponent	Score	RPI	S	Opponent	Score	RPI	S	Opponent	Score
16	A	Maryland	44 100					51	A	Indiana	45 79	113	A	Albany (NY)	69 93
								76	A	New Hampshire	45 58	113	H	Albany (NY)	60 79
								76	H	New Hampshire	57 76	128	A	Maine	50 76
												128	H	Maine	44 65
												165	H	Fairfield	41 65
												184	A	Hartford	59 80
												184	H	Hartford	64 84
												194	A	Columbia	57 76
												211	A	Binghamton	54 69
												211	H	Binghamton	48 58
												212	A	UMBC	72 79
												212	H	UMBC	62 78
												213	A	Towson	56 90
												227	A	Boston U.	56 66
												244	A	Bryant	62 73
												258	A	Stony Brook	53 83
												258	H	Stony Brook	44 86
												274	A	Vermont	36 60
												274	H	Vermont	46 61
												275	H	Colgate	82 77
												301	H	Rhode Island	57 64
												318	A	Holy Cross	47 62
												339	H	Fairleigh Dickinson	61 55
												342	H	Longwood	59 72
LAST 12 Division I GAMES:															
				76	A	New Hampshire	45 58					211	A	Binghamton	54 69
				212	H	UMBC	62 78					113	H	Albany (NY)	60 79
				274	A	Vermont	36 60					76	H	New Hampshire	57 76
				184	H	Hartford	64 84					212	A	UMBC	72 79
				128	A	Maine	50 76					274	H	Vermont	46 61
				258	H	Stony Brook	44 86					258	A	Stony Brook	53 83

Non-Div I Games: Keene St. 74 48

UMass Lowell

■ Loss,
 ■ Non-Conf,
 ■ S Site,
 ■ Home
 ■ A Away
 N Neutral

UNC Asheville

Through Games Of March 12, 2017

Average RPI Win:	267	WON-LOST	WINNING	LAST 10	STRENGTH OF	OPP. STRENGTH	TEAM	ADJ.	CONF.	ADJ CONF.
Average RPI Loss:	187	RECORD	PCT. RANK	GAMES	SCHEDULE	OF SCHEDULE	RPI	RPI	RPI	RPI
DIV. I ONLY	18- 14	130	8- 2	312	309	197	197	28	28	
DIV. I NON-CONF.	5- 5	165	0- 0	282	222	190	190	28	28	
TOTALS	RPI 1-25	RPI 26-50	W-L RECORDS	RPI 51-100	RPI 101-150	RPI 150+				
18- 14	0- 0	0- 1	OVERALL	0- 0	1- 4	17- 9				
8- 4	0- 0	0- 0	HOME	0- 0	0- 1	8- 3				
6- 9	0- 0	0- 0	AWAY	0- 0	0- 3	6- 2				
4- 1	0- 0	0- 1	NEUTRAL	0- 0	1- 0	3- 0				
5- 5	0- 0	0- 1	NON-CONFERENCE	0- 0	0- 2	5- 2				
3- 0	0- 0	0- 0	HOME	0- 0	0- 0	3- 0				
2- 4	0- 0	0- 0	AWAY	0- 0	0- 2	2- 2				
0- 1	0- 0	0- 1	NEUTRAL	0- 0	0- 0	0- 0				
13- 9	0- 0	0- 0	CONFERENCE	0- 0	1- 2	12- 7				
5- 4	0- 0	0- 0	HOME	0- 0	0- 1	5- 3				
4- 5	0- 0	0- 0	AWAY	0- 0	0- 1	4- 4				
4- 0	0- 0	0- 0	NEUTRAL	0- 0	1- 0	3- 0				

RPI 1-25				RPI 26-50				RPI 51-100				RPI 101+ Team's RPI: 197			
RPI	S	Opponent	Score	RPI	S	Opponent	Score	RPI	S	Opponent	Score	RPI	S	Opponent	Score
				49	N	Harvard	62 79					105	A	Virginia Tech	52 71
												119	A	Fordham	42 55
												126	A	Radford	73 76
												126	H	Radford	62 64
												126	N	Radford	49 48
												192	A	Campbell	60 61
												192	H	Campbell	55 61
												192	N	Campbell	64 55
												198	A	UNCG	77 63
												216	A	Appalachian St.	51 81
												222	A	Presbyterian	67 60
												222	H	Presbyterian	47 52
												222	N	Presbyterian	56 55
												233	A	High Point	70 81
												233	H	High Point	60 76
												234	A	Liberty	57 53
												234	H	Liberty	64 54
												238	H	Wofford	84 65
												240	A	Charleston So.	66 73
												240	H	Charleston So.	56 47
												255	A	Furman	51 63
												278	H	Western Caro.	62 53
												282	H	Tennessee Tech	77 65
												312	A	Gardner-Webb	52 55
												312	H	Gardner-Webb	67 49
												315	A	USC Upstate	70 59
LAST 12 Division I GAMES:															
				126	N	Radford	49 48					126	A	Radford	73 76
				222	N	Presbyterian	56 55					345	H	Winthrop	71 55
				192	N	Campbell	64 55					342	H	Longwood	84 53
				342	N	Longwood	65 59					240	A	Charleston So.	66 73
				312	H	Gardner-Webb	67 49					192	A	Campbell	60 61
				234	A	Liberty	57 53					222	H	Presbyterian	47 52

Non-Div I Games: Warren Wilson 113 51

UNC Asheville

Loss, Non-Conf, S Site, H Home A Away N Neutral

RPI	S	Opponent	Score	
342	A	Longwood	80	53
342	H	Longwood	84	53
342	N	Longwood	65	59
345	A	Winthrop	68	53
345	H	Winthrop	71	55

UNC Asheville

U
N
C
A
s
h
e
v
i
l
l
e

U
N
C
A
s
h
e
v
i
l
l
e

Average RPI Win: 243	WON-LOST	WINNING	LAST 10	STRENGTH OF	OPP. STRENGTH	TEAM	ADJ.	CONF.	ADJ CONF.
Average RPI Loss: 180	RECORD	PCT. RANK	GAMES	SCHEDULE	OF SCHEDULE	RPI	RPI	RPI	RPI
DIV. I ONLY	13- 14	184	7- 3	215	286	198	198	17	17
DIV. I NON-CONF.	5- 6	186	0- 0	248	349	238	238	20	20
TOTALS	RPI 1-25	RPI 26-50	W-L RECORDS	RPI 51-100	RPI 101-150	RPI 150+			
13- 14	0- 0	0- 0	OVERALL	1- 4	0- 2	12- 8			
8- 4	0- 0	0- 0	HOME	1- 1	0- 1	7- 2			
4- 9	0- 0	0- 0	AWAY	0- 2	0- 1	4- 6			
1- 1	0- 0	0- 0	NEUTRAL	0- 1	0- 0	1- 0			
5- 6	0- 0	0- 0	NON-CONFERENCE	0- 0	0- 2	5- 4			
2- 3	0- 0	0- 0	HOME	0- 0	0- 1	2- 2			
3- 3	0- 0	0- 0	AWAY	0- 0	0- 1	3- 2			
0- 0	0- 0	0- 0	NEUTRAL	0- 0	0- 0	0- 0			
8- 8	0- 0	0- 0	CONFERENCE	1- 4	0- 0	7- 4			
6- 1	0- 0	0- 0	HOME	1- 1	0- 0	5- 0			
1- 6	0- 0	0- 0	AWAY	0- 2	0- 0	1- 4			
1- 1	0- 0	0- 0	NEUTRAL	0- 1	0- 0	1- 0			

RPI 1-25			RPI 26-50			RPI 51-100			RPI 101+			Team's RPI: 198			
RPI	S	Opponent	Score	RPI	S	Opponent	Score	RPI	S	Opponent	Score	RPI	S	Opponent	Score
								68	A	Chattanooga	55 58	126	H	Radford	54 70
								68	H	Chattanooga	75 72	147	A	VCU	54 65
								68	N	Chattanooga	53 75	197	H	UNC Asheville	63 77
								93	A	Mercer	47 58	205	A	ETSU	52 60
								93	H	Mercer	64 77	205	H	ETSU	73 62
												222	H	Presbyterian	62 69
												228	A	Samford	55 47
												228	H	Samford	64 40
												233	A	High Point	69 67
												238	A	Wofford	48 54
												238	H	Wofford	67 61
												255	A	Furman	55 65
												255	H	Furman	65 52
												255	N	Furman	68 63
												261	A	UMES	53 60
												264	A	Murray St.	70 81
												271	H	Eastern Ky.	81 66
												278	A	Western Caro.	73 77
												278	H	Western Caro.	62 45
												282	A	Tennessee Tech	65 59
												283	H	Norfolk St.	59 52
												335	A	N.C. Central	64 51
LAST 12 Division I GAMES:															
				68	N	Chattanooga	53 75	228	A	Samford	55 47				
				255	N	Furman	68 63	255	H	Furman	65 52				
				278	A	Western Caro.	73 77	238	H	Wofford	67 61				
				205	H	ETSU	73 62	278	H	Western Caro.	62 45				
				68	H	Chattanooga	75 72	68	A	Chattanooga	55 58				
				93	A	Mercer	47 58	205	A	ETSU	52 60				

Non-Div I Games: Barton 70 48 UNC Pembroke 72 69 Greensboro 83 26 Brevard 77 34 UNCG

Average RPI Win: 228	WON-LOST	WINNING	LAST 10	STRENGTH OF	OPP. STRENGTH	TEAM	ADJ.	CONF.	ADJ CONF.
Average RPI Loss: 112	RECORD	PCT. RANK	GAMES	SCHEDULE	OF SCHEDULE	RPI	RPI	RPI	RPI
DIV. I ONLY	10- 20	262	3- 7	143	96	219	219	9	9
DIV. I NON-CONF.	4- 6	209	0- 0	260	178	246	246	8	8
TOTALS	RPI 1-25	RPI 26-50	W-L RECORDS	RPI 51-100	RPI 101-150	RPI 150+			
10- 20	0- 3	0- 4	OVERALL	0- 2	0- 4	10- 7			
5- 9	0- 1	0- 1	HOME	0- 1	0- 2	5- 4			
4- 11	0- 2	0- 3	AWAY	0- 1	0- 2	4- 3			
1- 0	0- 0	0- 0	NEUTRAL	0- 0	0- 0	1- 0			
4- 6	0- 1	0- 1	NON-CONFERENCE	0- 0	0- 0	4- 4			
2- 3	0- 0	0- 0	HOME	0- 0	0- 0	2- 3			
2- 3	0- 1	0- 1	AWAY	0- 0	0- 0	2- 1			
0- 0	0- 0	0- 0	NEUTRAL	0- 0	0- 0	0- 0			
6- 14	0- 2	0- 3	CONFERENCE	0- 2	0- 4	6- 3			
3- 6	0- 1	0- 1	HOME	0- 1	0- 2	3- 1			
2- 8	0- 1	0- 2	AWAY	0- 1	0- 2	2- 2			
1- 0	0- 0	0- 0	NEUTRAL	0- 0	0- 0	1- 0			

RPI 1-25				RPI 26-50				RPI 51-100				RPI 101+				Team's RPI: 219	
RPI	S	Opponent	Score	RPI	S	Opponent	Score	RPI	S	Opponent	Score	RPI	S	Opponent	Score		
19	A	Tennessee	54 90	39	A	North Carolina St.	54 86	78	A	Drexel	51 76	125	A	William & Mary	52 58		
21	A	Elon	48 82	41	A	James Madison	27 52	78	H	Drexel	38 71	125	H	William & Mary	43 57		
21	H	Elon	56 66	41	A	James Madison	51 73					138	A	Delaware	40 57		
				41	H	James Madison	59 70					138	H	Delaware	52 63		
												160	A	Northeastern	47 55		
												160	H	Northeastern	68 63		
												170	H	La Salle	48 64		
												172	A	East Carolina	65 75		
												182	A	Hofstra	56 54		
												182	H	Hofstra	54 66		
												195	H	Providence	49 65		
												213	A	Towson	48 42		
												213	H	Towson	59 56		
												217	A	Col. of Charleston	37 76		
												217	H	Col. of Charleston	67 61		
												217	N	Col. of Charleston	49 44		
												238	H	Wofford	67 71		
												255	H	Furman	56 52		
												260	A	Georgia St.	72 66		
												277	A	Davidson	67 58		
												283	H	Norfolk St.	64 56		
LAST 12 Division I GAMES:																	
				41	A	James Madison	27 52	41	H	James Madison	59 70						
				217	N	Col. of Charleston	49 44	78	A	Drexel	51 76						
				21	A	Elon	48 82	213	A	Towson	48 42						
				160	H	Northeastern	68 63	21	H	Elon	56 66						
				125	A	William & Mary	52 58	138	A	Delaware	40 57						
				182	H	Hofstra	54 66	217	H	Col. of Charleston	67 61						

Non-Div I Games: Catawba 91 65

UNCW

Loss, Non-Conf, S Site, H Home A Away N Neutral

Average RPI Win:	204	WON-LOST	WINNING	LAST 10	STRENGTH OF	OPP. STRENGTH	TEAM	ADJ.	CONF.	ADJ CONF.
Average RPI Loss:	62	RECORD	PCT. RANK	GAMES	SCHEDULE	OF SCHEDULE	RPI	RPI	RPI	RPI
DIV. I ONLY	23- 8	44	8- 2	116	130	52	52	16	16	
DIV. I NON-CONF.	6- 4	127	0- 0	28	16	46	46	14	14	
TOTALS	RPI 1-25	RPI 26-50	W-L RECORDS	RPI 51-100	RPI 101-150	RPI 150+				
23- 8	2- 0	0- 4	OVERALL	1- 3	2- 0	18- 1				
11- 2	2- 0	0- 2	HOME	0- 0	1- 0	8- 0				
8- 5	0- 0	0- 1	AWAY	1- 3	0- 0	7- 1				
4- 1	0- 0	0- 1	NEUTRAL	0- 0	1- 0	3- 0				
6- 4	2- 0	0- 1	NON-CONFERENCE	1- 3	2- 0	1- 0				
3- 1	2- 0	0- 1	HOME	0- 0	1- 0	0- 0				
1- 3	0- 0	0- 0	AWAY	1- 3	0- 0	0- 0				
2- 0	0- 0	0- 0	NEUTRAL	0- 0	1- 0	1- 0				
17- 4	0- 0	0- 3	CONFERENCE	0- 0	0- 0	17- 1				
8- 1	0- 0	0- 1	HOME	0- 0	0- 0	8- 0				
7- 2	0- 0	0- 1	AWAY	0- 0	0- 0	7- 1				
2- 1	0- 0	0- 1	NEUTRAL	0- 0	0- 0	2- 0				

RPI 1-25				RPI 26-50				RPI 51-100				Team's RPI: 52	RPI 101+			
RPI	S	Opponent	Score	RPI	S	Opponent	Score	RPI	S	Opponent	Score		RPI	S	Opponent	Score
23	H	Creighton	50 49	26	A	Drake	57 70	60	A	Iowa St.	68 76		131	H	North Dakota	74 53
24	H	Kansas St.	67 59	26	H	Drake	79 88	63	A	IUPUI	69 62		150	N	Idaho	76 74
				26	N	Drake	69 74	64	A	Iowa	39 88		166	A	Missouri St.	61 54
				38	H	South Dakota St.	50 61	81	A	Oklahoma St.	57 81		166	H	Missouri St.	65 64
													173	A	Wichita St.	63 61
													173	H	Wichita St.	62 37
													178	A	Southern Ill.	59 64
													178	H	Southern Ill.	79 49
													225	A	Evansville	62 36
													225	H	Evansville	54 40
													225	N	Evansville	82 58
													232	A	Bradley	72 53
													232	H	Bradley	70 50
													232	N	Bradley	69 39
													251	A	Indiana St.	61 59
													251	H	Indiana St.	59 47
													303	A	Illinois St.	78 40
													303	H	Illinois St.	82 51
													310	N	Denver	79 68
													326	A	Loyola Chicago	89 43
													326	H	Loyola Chicago	68 30
LAST 12 Division I GAMES:																
				26	N	Drake	69 74	251	A	Indiana St.	61 59					
				225	N	Evansville	82 58	326	A	Loyola Chicago	89 43					
				232	N	Bradley	69 39	303	H	Illinois St.	82 51					
				166	H	Missouri St.	65 64	232	H	Bradley	70 50					
				173	H	Wichita St.	62 37	178	A	Southern Ill.	59 64					
				26	A	Drake	57 70	225	A	Evansville	62 36					

Non-Div I Games: Wis.-Parkside 72 57

UNI

■ Loss,
 ■ Non-Conf,
 ■ S Site,
 ■ Home
 ■ Away
 N Neutral

Average RPI Win:	201	WON-LOST	WINNING	LAST 10	STRENGTH OF	OPP. STRENGTH	TEAM	ADJ.	CONF.	ADJ CONF.
Average RPI Loss:	114	RECORD	PCT. RANK	GAMES	SCHEDULE	OF SCHEDULE	RPI	RPI	RPI	RPI
DIV. I ONLY	21- 10	77	7- 3	154	136	107	107	13	13	
DIV. I NON-CONF.	8- 3	67	0- 0	113	93	70	70	15	15	
TOTALS	RPI 1-25	RPI 26-50	W-L RECORDS	RPI 51-100	RPI 101-150	RPI 150+				
21- 10	0- 1	1- 1	OVERALL	2- 4	4- 1	14- 3				
12- 3	0- 0	0- 0	HOME	2- 1	2- 1	8- 1				
7- 4	0- 0	1- 0	AWAY	0- 2	0- 0	6- 2				
2- 3	0- 1	0- 1	NEUTRAL	0- 1	2- 0	0- 0				
8- 3	0- 1	0- 1	NON-CONFERENCE	1- 1	3- 0	4- 0				
4- 0	0- 0	0- 0	HOME	1- 0	1- 0	2- 0				
2- 0	0- 0	0- 0	AWAY	0- 0	0- 0	2- 0				
2- 3	0- 1	0- 1	NEUTRAL	0- 1	2- 0	0- 0				
13- 7	0- 0	1- 0	CONFERENCE	1- 3	1- 1	10- 3				
8- 3	0- 0	0- 0	HOME	1- 1	1- 1	6- 1				
5- 4	0- 0	1- 0	AWAY	0- 2	0- 0	4- 2				
0- 0	0- 0	0- 0	NEUTRAL	0- 0	0- 0	0- 0				

RPI 1-25				RPI 26-50				RPI 51-100				RPI 101+ Team's RPI: 107			
RPI	S	Opponent	Score	RPI	S	Opponent	Score	RPI	S	Opponent	Score	RPI	S	Opponent	Score
4	N	Oregon St.	59 62	30	N	South Fla.	42 77	55	A	Colorado St.	41 44	120	H	Ole Miss	64 57
				47	A	Boise St.	58 55	55	H	Colorado St.	37 57	137	N	New Mexico St.	52 47
								90	N	BYU	54 63	146	H	Fresno St.	51 53
								92	H	Southern California	77 66	146	H	Fresno St.	54 38
								99	A	Wyoming	57 79	150	N	Idaho	73 61
								99	H	Wyoming	51 46	152	A	New Mexico	61 52
												152	H	New Mexico	56 42
												175	H	Houston	64 53
												189	A	Utah St.	49 58
												189	H	Utah St.	55 53
												189	H	Utah St.	68 43
												203	A	San Jose St.	63 55
												203	H	San Jose St.	65 76
												253	H	Tennessee St.	69 48
												270	A	San Diego St.	68 87
												270	H	San Diego St.	80 62
												285	A	Nevada	64 49
												285	H	Nevada	60 41
												314	A	Pepperdine	68 61
												322	A	Air Force	60 56
												322	H	Air Force	52 38
												328	A	UC Irvine	62 46
LAST 12 Division I GAMES:															
				146	H	Fresno St.	51 53					270	H	San Diego St.	80 62
				189	H	Utah St.	68 43					203	A	San Jose St.	63 55
				146	H	Fresno St.	54 38					285	H	Nevada	60 41
				189	A	Utah St.	49 58					55	A	Colorado St.	41 44
				285	A	Nevada	64 49					152	A	New Mexico	61 52
				322	H	Air Force	52 38					203	H	San Jose St.	65 76

Non-Div I Games: Concordia (CA) 102 46

UNLV

■ Loss,
 ■ Non-Conf,
 ■ S Site,
 ■ Home
 ■ A Away
 N Neutral

Average RPI Win:	298	WON-LOST	WINNING	LAST 10	STRENGTH OF	OPP. STRENGTH	TEAM	ADJ.	CONF.	ADJ CONF.
Average RPI Loss:	182	RECORD	PCT. RANK	GAMES	SCHEDULE	OF SCHEDULE	RPI	RPI	RPI	RPI
DIV. I ONLY	6- 21	313	1- 9	258	289	315	315	25	25	
DIV. I NON-CONF.	4- 8	230	0- 0	259	328	270	270	24	24	
TOTALS	RPI 1-25	RPI 26-50	W-L RECORDS	RPI 51-100	RPI 101-150	RPI 150+				
6- 21	0- 0	0- 1	OVERALL	0- 5	0- 4	6- 11				
3- 9	0- 0	0- 0	HOME	0- 2	0- 2	3- 5				
3- 12	0- 0	0- 1	AWAY	0- 3	0- 2	3- 6				
0- 0	0- 0	0- 0	NEUTRAL	0- 0	0- 0	0- 0				
4- 8	0- 0	0- 1	NON-CONFERENCE	0- 1	0- 1	4- 5				
1- 4	0- 0	0- 0	HOME	0- 0	0- 1	1- 3				
3- 4	0- 0	0- 1	AWAY	0- 1	0- 0	3- 2				
0- 0	0- 0	0- 0	NEUTRAL	0- 0	0- 0	0- 0				
2- 13	0- 0	0- 0	CONFERENCE	0- 4	0- 3	2- 6				
2- 5	0- 0	0- 0	HOME	0- 2	0- 1	2- 2				
0- 8	0- 0	0- 0	AWAY	0- 2	0- 2	0- 4				
0- 0	0- 0	0- 0	NEUTRAL	0- 0	0- 0	0- 0				

RPI S	Opponent	Score	RPI S	Opponent	Score	RPI S	Opponent	Score	RPI S	Opponent	Score	Team's RPI: 315
40	A West Virginia	33 91	58	A Purdue	41 71	112	A Stetson	68 80				
			80	A FGCU	43 93	112	A Stetson	49 70				
			80	H FGCU	50 80	112	H Stetson	55 77				
			95	A Jacksonville	46 59	125	H William & Mary	46 49				
			95	H Jacksonville	47 65	192	H Campbell	41 56				
						197	H UNC Asheville	59 70				
						208	A Illinois	57 77				
						222	A Presbyterian	55 48				
						255	A Furman	37 57				
						261	H UMES	76 63				
						272	A Kennesaw St.	67 74				
						272	H Kennesaw St.	71 79				
						294	A North Florida	74 77				
						294	H North Florida	67 78				
						299	A Lipscomb	77 84				
						299	H Lipscomb	89 75				
						312	H Gardner-Webb	53 57				
						321	A NJIT	66 70				
						321	H NJIT	75 58				
						335	A N.C. Central	68 58				
						348	A South Carolina St.	73 67				
LAST 12 Division I GAMES:												
112	A Stetson	49 70	299	H Lipscomb	89 75							
321	A NJIT	66 70	272	A Kennesaw St.	67 74							
112	H Stetson	55 77	299	A Lipscomb	77 84							
80	H FGCU	50 80	272	H Kennesaw St.	71 79							
95	A Jacksonville	46 59	80	A FGCU	43 93							
294	A North Florida	74 77	112	A Stetson	68 80							

Non-Div I Games: Bob Jones 92 50 Converse 93 35 Warren Wilson 91 53

USC Upstate

Loss, Non-Conf, S Site, H Home A Away N Neutral

UT Arlington

Through Games Of March 12, 2017

Average RPI Win:	217	WON-LOST	WINNING	LAST 10	STRENGTH OF	OPP. STRENGTH	TEAM	ADJ.	CONF.	ADJ CONF.
Average RPI Loss:	113	RECORD	PCT. RANK	GAMES	SCHEDULE	OF SCHEDULE	RPI	RPI	RPI	RPI
DIV. I ONLY	20- 8	57	7- 3	170	185	91	91	21	21	
DIV. I NON-CONF.	5- 3	122	0- 0	84	48	66	66	19	19	
TOTALS	RPI 1-25	RPI 26-50	W-L RECORDS	RPI 51-100	RPI 101-150	RPI 150+				
20- 8	0- 1	1- 1	OVERALL	0- 1	3- 3	16- 2				
9- 3	0- 0	0- 1	HOME	0- 1	2- 0	7- 1				
9- 4	0- 1	1- 0	AWAY	0- 0	1- 2	7- 1				
2- 1	0- 0	0- 0	NEUTRAL	0- 0	0- 1	2- 0				
5- 3	0- 1	1- 0	NON-CONFERENCE	0- 1	0- 1	4- 0				
2- 1	0- 0	0- 0	HOME	0- 1	0- 0	2- 0				
2- 2	0- 1	1- 0	AWAY	0- 0	0- 1	1- 0				
1- 0	0- 0	0- 0	NEUTRAL	0- 0	0- 0	1- 0				
15- 5	0- 0	0- 1	CONFERENCE	0- 0	3- 2	12- 2				
7- 2	0- 0	0- 1	HOME	0- 0	2- 0	5- 1				
7- 2	0- 0	0- 0	AWAY	0- 0	1- 1	6- 1				
1- 1	0- 0	0- 0	NEUTRAL	0- 0	0- 1	1- 0				

RPI 1-25				RPI 26-50				RPI 51-100				Team's RPI: 91	RPI 101+			
RPI	S	Opponent	Score	RPI	S	Opponent	Score	RPI	S	Opponent	Score		RPI	S	Opponent	Score
24	A	Kansas St.	49 62	35	A	Western Ky.	71 68	89	H	SFA	60 65		104	A	Texas Tech	60 79
				48	H	Little Rock	49 58						106	A	Troy	68 85
													106	H	Troy	78 72
													106	N	Troy	59 88
													141	A	Louisiana	79 76
													141	H	Louisiana	79 66
													168	A	Texas St.	61 39
													168	H	Texas St.	69 75
													173	H	Wichita St.	74 70
													188	H	UTSA	75 54
													199	A	Seton Hall	86 61
													216	A	Appalachian St.	73 62
													216	H	Appalachian St.	74 63
													246	A	South Ala.	73 49
													246	H	South Ala.	53 41
													246	N	South Ala.	65 53
													248	A	Ga. Southern	69 60
													257	A	Coastal Caro.	70 41
													257	H	Coastal Caro.	60 58
													260	A	Georgia St.	59 64
													270	N	San Diego St.	64 58
													317	H	Arkansas St.	69 58
													331	A	La.-Monroe	83 47
													331	H	La.-Monroe	93 59
LAST 12 Division I GAMES:																
				106	N	Troy	59 88			260	A	Georgia St.	59 64			
				246	N	South Ala.	65 53			248	A	Ga. Southern	69 60			
				141	A	Louisiana	79 76			317	H	Arkansas St.	69 58			
				331	A	La.-Monroe	83 47			48	H	Little Rock	49 58			
				246	H	South Ala.	53 41			168	H	Texas St.	69 75			
				106	H	Troy	78 72			216	A	Appalachian St.	73 62			

Non-Div I Games: Tex. A&M-Commerce 80 50 Eastern N.M. 65 48

UT Arlington

Loss, Non-Conf, S Site, H Home A Away N Neutral

Average RPI Win:	260	WON-LOST	WINNING	LAST 10	STRENGTH OF	OPP. STRENGTH	TEAM	ADJ.	CONF.	ADJ CONF.
Average RPI Loss:	153	RECORD	PCT. RANK	GAMES	SCHEDULE	OF SCHEDULE	RPI	RPI	RPI	RPI
DIV. I ONLY	12- 19	236	7- 3	181	221	221	221	26	26	
DIV. I NON-CONF.	3- 10	280	0- 0	117	47	237	237	26	26	
TOTALS	RPI 1-25	RPI 26-50	W-L RECORDS	RPI 51-100	RPI 101-150	RPI 150+				
12- 19	0- 3	0- 0	OVERALL	0- 5	0- 1	12- 10				
7- 6	0- 1	0- 0	HOME	0- 1	0- 1	7- 3				
4- 12	0- 2	0- 0	AWAY	0- 3	0- 0	4- 7				
1- 1	0- 0	0- 0	NEUTRAL	0- 1	0- 0	1- 0				
3- 10	0- 3	0- 0	NON-CONFERENCE	0- 3	0- 1	3- 3				
2- 3	0- 1	0- 0	HOME	0- 1	0- 1	2- 0				
1- 7	0- 2	0- 0	AWAY	0- 2	0- 0	1- 3				
0- 0	0- 0	0- 0	NEUTRAL	0- 0	0- 0	0- 0				
9- 9	0- 0	0- 0	CONFERENCE	0- 2	0- 0	9- 7				
5- 3	0- 0	0- 0	HOME	0- 0	0- 0	5- 3				
3- 5	0- 0	0- 0	AWAY	0- 1	0- 0	3- 4				
1- 1	0- 0	0- 0	NEUTRAL	0- 1	0- 0	1- 0				

RPI 1-25				RPI 26-50				RPI 51-100				RPI 101+ Team's RPI: 221			
RPI	S	Opponent	Score	RPI	S	Opponent	Score	RPI	S	Opponent	Score	RPI	S	Opponent	Score
11	H	Louisville	57 100					57	A	Belmont	66 71	115	H	Vanderbilt	77 79
17	A	DePaul	68 100					57	N	Belmont	62 83	159	A	Oral Roberts	53 82
25	A	Missouri	69 80					68	H	Chattanooga	60 80	178	H	Southern Ill.	76 68
								69	A	Northwestern	59 82	179	H	Morehead St.	68 89
								72	A	Ohio	55 72	206	A	SIUE	82 72
												206	H	SIUE	68 70
												228	A	Samford	62 69
												252	H	Jacksonville St.	94 83
												253	A	Tennessee St.	80 85
												262	A	Austin Peay	60 85
												262	H	Austin Peay	83 80
												262	N	Austin Peay	59 43
												264	A	Murray St.	90 70
												264	H	Murray St.	83 82
												267	A	Southeast Mo. St.	82 73
												267	H	Southeast Mo. St.	79 82
												271	H	Eastern Ky.	66 56
												278	A	Western Caro.	84 72
												281	A	N.C. A&T	59 74
												282	A	Tennessee Tech	71 81
												300	A	Eastern Ill.	70 80
												300	H	Eastern Ill.	74 72
												317	H	Arkansas St.	68 63
LAST 12 Division I GAMES:															
				57	N	Belmont	62 83	300	H	Eastern Ill.	74 72				
				262	N	Austin Peay	59 43	271	H	Eastern Ky.	66 56				
				264	H	Murray St.	83 82	282	A	Tennessee Tech	71 81				
				262	A	Austin Peay	60 85	264	A	Murray St.	90 70				
				267	A	Southeast Mo. St.	82 73	262	H	Austin Peay	83 80				
				206	A	SIUE	82 72	206	H	SIUE	68 70				

Non-Div I Games:

UT Martin

■ Loss,
 ■ Non-Conf,
 ■ S Site,
 ■ Home
 ■ A Away
 N Neutral

UTEP				STRENGTH OF SCHEDULE	OPP. STRENGTH OF SCHEDULE	TEAM RPI	ADJ. RPI	CONF. RPI	ADJ CONF. RPI
Average RPI Win:	282	WON-LOST RECORD	WINNING PCT. RANK						
Average RPI Loss:	140		LAST 10 GAMES						
DIV. I ONLY	7- 23	311	2- 8	173	152	302	302	14	14
DIV. I NON-CONF.	2- 9	293	0- 0	109	194	295	295	16	16
TOTALS	RPI 1-25	RPI 26-50	W-L RECORDS	RPI 51-100	RPI 101-150	RPI 150+			
7- 23	0- 1	0- 3	OVERALL	0- 1	1- 8	6- 10			
6- 8	0- 0	0- 1	HOME	0- 0	1- 2	5- 5			
1- 9	0- 0	0- 0	AWAY	0- 1	0- 4	1- 4			
0- 6	0- 1	0- 2	NEUTRAL	0- 0	0- 2	0- 1			
2- 9	0- 1	0- 2	NON-CONFERENCE	0- 0	0- 2	2- 4			
2- 3	0- 0	0- 0	HOME	0- 0	0- 1	2- 2			
0- 1	0- 0	0- 0	AWAY	0- 0	0- 0	0- 1			
0- 5	0- 1	0- 2	NEUTRAL	0- 0	0- 1	0- 1			
5- 14	0- 0	0- 1	CONFERENCE	0- 1	1- 6	4- 6			
4- 5	0- 0	0- 1	HOME	0- 0	1- 1	3- 3			
1- 8	0- 0	0- 0	AWAY	0- 1	0- 4	1- 3			
0- 1	0- 0	0- 0	NEUTRAL	0- 0	0- 1	0- 0			

RPI 1-25			RPI 26-50			RPI 51-100			RPI 101+ Team's RPI: 302		
RPI	S	Opponent	Score	RPI	S	Opponent	Score	RPI	S	Opponent	Score
24	N	Kansas St.	40 61	35	H	Western Ky.	54 71	85	A	Middle Tenn.	53 76
				37	N	LSU	45 78				
				39	N	North Carolina St.	55 71				
LAST 12 Division I GAMES:											
136	N	Old Dominion	70 80	186	H	North Texas	69 76	309	A	FIU	87 88
120	A	Charlotte	74 84	102	A	Southern Miss.	48 73	309	H	FIU	88 47
136	A	Old Dominion	68 87	139	A	Louisiana Tech	61 69	337	H	Houston Baptist	75 45
309	H	FIU	88 47	85	A	Middle Tenn.	53 76	338	A	Fla. Atlantic	51 50
338	H	Fla. Atlantic	69 59	191	A	UAB	61 74	338	H	Fla. Atlantic	69 59
157	H	Rice	76 80	250	H	Marshall	84 74				

Non-Div I Games: Western N.M. 93 46

UTEP

■ Loss,
 ■ Non-Conf, S Site,
 ■ Home
 ■ Away
 N Neutral

Average RPI Win: 291	WON-LOST	WINNING	LAST 10	STRENGTH OF	OPP. STRENGTH	TEAM	ADJ.	CONF.	ADJ CONF.
Average RPI Loss: 165	RECORD	PCT. RANK	GAMES	SCHEDULE	OF SCHEDULE	RPI	RPI	RPI	RPI
DIV. I ONLY	15- 13	152	5- 5	340	248	237	237	29	29
DIV. I NON-CONF.	7- 6	157	1- 1	318	75	197	197	29	29
TOTALS	RPI 1-25	RPI 26-50	W-L RECORDS	RPI 51-100	RPI 101-150	RPI 150+			
15- 13	0- 2	0- 0	OVERALL	0- 1	0- 3	15- 7			
8- 4	0- 0	0- 0	HOME	0- 0	0- 1	8- 3			
6- 8	0- 2	0- 0	AWAY	0- 1	0- 2	6- 3			
1- 1	0- 0	0- 0	NEUTRAL	0- 0	0- 0	1- 1			
7- 6	0- 2	0- 0	NON-CONFERENCE	0- 1	0- 1	7- 2			
4- 1	0- 0	0- 0	HOME	0- 0	0- 0	4- 1			
2- 5	0- 2	0- 0	AWAY	0- 1	0- 1	2- 1			
1- 0	0- 0	0- 0	NEUTRAL	0- 0	0- 0	1- 0			
8- 7	0- 0	0- 0	CONFERENCE	0- 0	0- 2	8- 5			
4- 3	0- 0	0- 0	HOME	0- 0	0- 1	4- 2			
4- 3	0- 0	0- 0	AWAY	0- 0	0- 1	4- 2			
0- 1	0- 0	0- 0	NEUTRAL	0- 0	0- 0	0- 1			

RPI 1-25				RPI 26-50				RPI 51-100				RPI 101+ Team's RPI: 237			
RPI	S	Opponent	Score	RPI	S	Opponent	Score	RPI	S	Opponent	Score	RPI	S	Opponent	Score
13	A	Texas	61 85					81	A	Oklahoma St.	53 86	108	A	Abilene Christian	54 70
20	A	Oklahoma	59 92									137	A	New Mexico St.	67 87
												137	H	New Mexico St.	46 64
												175	H	Houston	52 68
												186	N	North Texas	74 69
												196	A	Nebraska	53 71
												215	A	Seattle U	58 57
												215	H	Seattle U	54 67
												245	A	Grand Canyon	59 60
												245	H	Grand Canyon	52 49
												263	A	CSU Bakersfield	46 74
												263	H	CSU Bakersfield	61 67
												266	A	A&M-Corpus Christi	68 65
												266	H	A&M-Corpus Christi	55 46
												268	H	Prairie View	82 74
												292	A	UMKC	63 52
												292	H	UMKC	74 39
												292	N	UMKC	69 77
												305	H	North Dakota St.	81 67
												332	A	Utah Valley	64 45
												332	H	Utah Valley	64 55
												340	A	Sam Houston St.	69 45
												340	H	Sam Houston St.	78 50
												344	A	Chicago St.	57 46
												344	H	Chicago St.	71 43
LAST 12 Division I GAMES:															
292	N	UMKC	69 77	137	A	New Mexico St.	67 87	263	H	CSU Bakersfield	61 67	245	H	Grand Canyon	52 49
108	A	Abilene Christian	54 70	263	H	CSU Bakersfield	61 67	292	A	UMKC	63 52	215	H	Seattle U	54 67
186	N	North Texas	74 69	245	H	Grand Canyon	52 49	215	H	Seattle U	54 67	332	H	Utah Valley	64 55
137	H	New Mexico St.	46 64	292	A	UMKC	63 52	332	H	Utah Valley	64 55				
332	A	Utah Valley	64 45	215	H	Seattle U	54 67								
215	A	Seattle U	58 57	332	H	Utah Valley	64 55								

Non-Div I Games: St. Thomas (TX) 63 56 Texas Lutheran 68 52 Evangel 86 55

UTRGV

Loss, Non-Conf, S Site, H Home A Away N Neutral

Average RPI Win: 224	WON-LOST	WINNING	LAST 10	STRENGTH OF	OPP. STRENGTH	TEAM	ADJ.	CONF.	ADJ CONF.
Average RPI Loss: 121	RECORD	PCT. RANK	GAMES	SCHEDULE	OF SCHEDULE	RPI	RPI	RPI	RPI
DIV. I ONLY	13- 15	199	4- 6	149	127	188	188	14	14
DIV. I NON-CONF.	3- 6	230	0- 0	34	56	187	187	16	16
TOTALS	RPI 1-25	RPI 26-50	W-L RECORDS	RPI 51-100	RPI 101-150	RPI 150+			
13- 15	0- 1	1- 1	OVERALL	0- 3	3- 5	9- 5			
8- 7	0- 0	1- 0	HOME	0- 1	2- 2	5- 4			
5- 7	0- 1	0- 1	AWAY	0- 2	1- 3	4- 0			
0- 1	0- 0	0- 0	NEUTRAL	0- 0	0- 0	0- 1			
3- 6	0- 1	0- 1	NON-CONFERENCE	0- 2	1- 1	2- 1			
3- 3	0- 0	0- 0	HOME	0- 1	1- 1	2- 1			
0- 3	0- 1	0- 1	AWAY	0- 1	0- 0	0- 0			
0- 0	0- 0	0- 0	NEUTRAL	0- 0	0- 0	0- 0			
10- 9	0- 0	1- 0	CONFERENCE	0- 1	2- 4	7- 4			
5- 4	0- 0	1- 0	HOME	0- 0	1- 1	3- 3			
5- 4	0- 0	0- 0	AWAY	0- 1	1- 3	4- 0			
0- 1	0- 0	0- 0	NEUTRAL	0- 0	0- 0	0- 1			

RPI 1-25				RPI 26-50				RPI 51-100				RPI 101+ Team's RPI: 188			
RPI	S	Opponent	Score	RPI	S	Opponent	Score	RPI	S	Opponent	Score	RPI	S	Opponent	Score
13	A	Texas	43 76	35	H	Western Ky.	80 77	74	H	Tulane	66 75	102	A	Southern Miss.	71 74
				36	A	Oregon	63 77	85	A	Middle Tenn.	63 77	102	H	Southern Miss.	68 69
								91	A	UT Arlington	54 75	108	H	Abilene Christian	71 68
												120	A	Charlotte	67 78
												129	H	Northern Colo.	66 73
												136	A	Old Dominion	81 68
												139	A	Louisiana Tech	71 77
												139	H	Louisiana Tech	63 61
												157	H	Rice	61 66
												157	N	Rice	63 75
												168	H	Texas St.	72 47
												175	H	Houston	49 56
												186	H	North Texas	55 58
												191	A	UAB	82 67
												234	H	Liberty	80 64
												250	H	Marshall	81 88
												302	A	UTEP	83 81
												302	H	UTEP	97 76
												309	A	FIU	70 61
												309	H	FIU	69 55
												338	A	Fla. Atlantic	72 62
												338	H	Fla. Atlantic	97 66
LAST 12 Division I GAMES:															
				157	N	Rice	63 75	157	H	Rice	61 66				
				136	A	Old Dominion	81 68	139	A	Louisiana Tech	71 77				
				120	A	Charlotte	67 78	102	A	Southern Miss.	71 74				
				338	H	Fla. Atlantic	97 66	191	A	UAB	82 67				
				309	H	FIU	69 55	85	A	Middle Tenn.	63 77				
				186	H	North Texas	55 58	35	H	Western Ky.	80 77				

Non-Div I Games: Tex. A&M-Kingsville70 44 Angelo St. 77 **85**

UTSA

Loss, Non-Conf, S Site, H Home A Away N Neutral

Average RPI Win:	161	WON-LOST	WINNING	LAST 10	STRENGTH OF	OPP. STRENGTH	TEAM	ADJ.	CONF.	ADJ CONF.
Average RPI Loss:	38	RECORD	PCT. RANK	GAMES	SCHEDULE	OF SCHEDULE	RPI	RPI	RPI	RPI
DIV. I ONLY	16- 14	154	3- 7	39	39	79	79	1	1	
DIV. I NON-CONF.	11- 0	1	0- 0	179	301	27	27	1	1	
TOTALS	RPI 1-25	RPI 26-50	W-L RECORDS	RPI 51-100	RPI 101-150	RPI 150+				
16- 14	0- 7	0- 4	OVERALL	5- 0	5- 3	6- 0				
9- 7	0- 3	0- 2	HOME	3- 0	1- 2	5- 0				
6- 6	0- 4	0- 1	AWAY	2- 0	3- 1	1- 0				
1- 1	0- 0	0- 1	NEUTRAL	0- 0	1- 0	0- 0				
11- 0	0- 0	0- 0	NON-CONFERENCE	2- 0	3- 0	6- 0				
7- 0	0- 0	0- 0	HOME	2- 0	0- 0	5- 0				
3- 0	0- 0	0- 0	AWAY	0- 0	2- 0	1- 0				
1- 0	0- 0	0- 0	NEUTRAL	0- 0	1- 0	0- 0				
5- 14	0- 7	0- 4	CONFERENCE	3- 0	2- 3	0- 0				
2- 7	0- 3	0- 2	HOME	1- 0	1- 2	0- 0				
3- 6	0- 4	0- 1	AWAY	2- 0	1- 1	0- 0				
0- 1	0- 0	0- 1	NEUTRAL	0- 0	0- 0	0- 0				

RPI 1-25				RPI 26-50				RPI 51-100				RPI 101+			
RPI	S	Opponent	Score	RPI	S	Opponent	Score	RPI	S	Opponent	Score	RPI	S	Opponent	Score
4	A	Oregon St.	44 70	34	H	Arizona St.	44 66	56	A	California	73 64	101	A	Washington St.	74 57
4	H	Oregon St.	49 63	34	N	Arizona St.	54 72	56	H	California	63 57	101	H	Washington St.	55 61
6	A	Stanford	51 87	36	A	Oregon	66 84	65	H	Montana St.	74 64	110	A	Colorado	49 54
6	H	Stanford	58 77	36	H	Oregon	61 73	90	H	BYU	77 60	110	H	Colorado	58 53
9	A	UCLA	56 67					92	A	Southern California	58 53	114	A	St. Mary's (CA)	63 62
10	A	Washington	77 84									120	N	Charlotte	81 68
10	H	Washington	53 82									130	H	Arizona	70 81
												146	A	Fresno St.	65 55
												189	H	Utah St.	65 58
												239	H	Weber St.	71 52
												285	A	Nevada	80 50
												291	H	Southern Utah	69 43
												295	H	Northern Ariz.	78 65
												332	H	Utah Valley	100 52
LAST 12 Division I GAMES:															
34	N	Arizona St.	54 72	56	A	California	73 64								
10	A	Washington	77 84	101	H	Washington St.	55 61								
101	A	Washington St.	74 57	10	H	Washington	53 82								
4	H	Oregon St.	49 63	110	H	Colorado	58 53								
36	H	Oregon	61 73	110	A	Colorado	49 54								
6	A	Stanford	51 87	36	A	Oregon	66 84								

Non-Div I Games:

Utah

■ Loss,
 ■ Non-Conf, S Site,
 ■ Home
 ■ Away
 N Neutral

Average RPI Win: 224	WON-LOST	WINNING	LAST 10	STRENGTH OF	OPP. STRENGTH	TEAM	ADJ.	CONF.	ADJ CONF.
Average RPI Loss: 143	RECORD	PCT. RANK	GAMES	SCHEDULE	OF SCHEDULE	RPI	RPI	RPI	RPI
DIV. I ONLY	16- 14	154	6- 4	249	174	189	189	13	13
DIV. I NON-CONF.	6- 4	127	0- 0	322	269	229	229	15	15
TOTALS	RPI 1-25	RPI 26-50	W-L RECORDS	RPI 51-100	RPI 101-150	RPI 150+			
16- 14	0- 0	1- 1	OVERALL	2- 5	2- 3	11- 5			
11- 4	0- 0	1- 0	HOME	2- 2	1- 0	7- 2			
3- 10	0- 0	0- 1	AWAY	0- 3	1- 3	2- 3			
2- 0	0- 0	0- 0	NEUTRAL	0- 0	0- 0	2- 0			
6- 4	0- 0	0- 0	NON-CONFERENCE	1- 2	0- 1	5- 1			
4- 2	0- 0	0- 0	HOME	1- 1	0- 0	3- 1			
1- 2	0- 0	0- 0	AWAY	0- 1	0- 1	1- 0			
1- 0	0- 0	0- 0	NEUTRAL	0- 0	0- 0	1- 0			
10- 10	0- 0	1- 1	CONFERENCE	1- 3	2- 2	6- 4			
7- 2	0- 0	1- 0	HOME	1- 1	1- 0	4- 1			
2- 8	0- 0	0- 1	AWAY	0- 2	1- 2	1- 3			
1- 0	0- 0	0- 0	NEUTRAL	0- 0	0- 0	1- 0			

RPI 1-25				RPI 26-50				RPI 51-100				RPI 101+				Team's RPI: 189	
RPI	S	Opponent	Score	RPI	S	Opponent	Score	RPI	S	Opponent	Score	RPI	S	Opponent	Score		
				47	A	Boise St.	56 76	55	A	Colorado St.	43 74	107	A	UNLV	53 55		
				47	H	Boise St.	65 63	55	H	Colorado St.	55 48	107	A	UNLV	43 68		
								65	H	Montana St.	64 56	107	H	UNLV	58 49		
								79	A	Utah	58 65	130	A	Arizona	57 61		
								90	H	BYU	40 60	146	A	Fresno St.	52 47		
								99	A	Wyoming	40 59	152	A	New Mexico	67 78		
								99	H	Wyoming	48 71	152	H	New Mexico	58 68		
												153	H	Idaho St.	69 56		
												203	H	San Jose St.	82 78		
												270	A	San Diego St.	59 66		
												270	H	San Diego St.	53 47		
												285	A	Nevada	81 69		
												285	H	Nevada	60 57		
												291	H	Southern Utah	54 70		
												322	A	Air Force	61 64		
												322	H	Air Force	65 62		
												322	N	Air Force	46 40		
												323	A	Montana	65 47		
												328	H	UC Irvine	66 52		
												332	H	Utah Valley	56 45		
												333	N	Incarinate Word	79 46		
LAST 12 Division I GAMES:																	
				107	A	UNLV	43 68	270	A	San Diego St.	59 66						
				322	N	Air Force	46 40	99	A	Wyoming	40 59						
				107	H	UNLV	58 49	55	H	Colorado St.	55 48						
				322	A	Air Force	61 64	47	H	Boise St.	65 63						
				203	H	San Jose St.	82 78	285	A	Nevada	81 69						
				285	H	Nevada	60 57	146	A	Fresno St.	52 47						

Non-Div I Games: Westminster (UT) 72 49

Utah St.

Utah Valley

Through Games Of March 12, 2017

Average RPI Win:	308	WON-LOST	WINNING	LAST 10	STRENGTH OF	OPP. STRENGTH	TEAM	ADJ.	CONF.	ADJ CONF.
Average RPI Loss:	201	RECORD	PCT. RANK	GAMES	SCHEDULE	OF SCHEDULE	RPI	RPI	RPI	RPI
DIV. I ONLY	7- 22	308	3- 7	319	300	332	332	29	29	
DIV. I NON-CONF.	3- 10	280	0- 0	308	225	325	325	29	29	
TOTALS	RPI 1-25	RPI 26-50	W-L RECORDS	RPI 51-100	RPI 101-150	RPI 150+				
7- 22	0- 0	0- 1	OVERALL	0- 2	0- 3	7- 16				
4- 8	0- 0	0- 0	HOME	0- 1	0- 2	4- 5				
2- 11	0- 0	0- 0	AWAY	0- 0	0- 0	2- 3				
1- 3	0- 0	0- 1	NEUTRAL	0- 0	0- 0	1- 2				
3- 10	0- 0	0- 1	NON-CONFERENCE	0- 2	0- 1	3- 6				
2- 3	0- 0	0- 0	HOME	0- 1	0- 1	2- 1				
1- 5	0- 0	0- 0	AWAY	0- 1	0- 0	1- 4				
0- 2	0- 0	0- 1	NEUTRAL	0- 0	0- 0	0- 1				
4- 12	0- 0	0- 0	CONFERENCE	0- 0	0- 2	4- 10				
2- 5	0- 0	0- 0	HOME	0- 0	0- 1	2- 4				
1- 6	0- 0	0- 0	AWAY	0- 0	0- 1	1- 5				
1- 1	0- 0	0- 0	NEUTRAL	0- 0	0- 0	1- 1				

RPI S	Opponent	Score	RPI S	Opponent	Score	RPI S	Opponent	Score	RPI S	Opponent	Score	Team's RPI: 332
43 N	Central Mich.	62 71	79 A	Utah	52 100	90 H	BYU	50 68	134 H	Eastern Wash.	50 83	
									137 A	New Mexico St.	46 63	
									137 H	New Mexico St.	53 66	
									153 A	Idaho St.	56 61	
									189 A	Utah St.	45 56	
									206 N	SIUE	64 71	
									215 A	Seattle U	55 65	
									215 H	Seattle U	51 69	
									215 N	Seattle U	60 61	
									237 A	UTRGV	55 64	
									237 H	UTRGV	45 64	
									239 H	Weber St.	61 64	
									245 A	Grand Canyon	42 60	
									245 H	Grand Canyon	46 62	
									263 A	CSU Bakersfield	39 55	
									263 H	CSU Bakersfield	59 63	
									263 N	CSU Bakersfield	59 53	
									273 A	Cal Poly	65 77	
									291 A	Southern Utah	70 64	
									292 A	UMKC	63 66	
									292 H	UMKC	58 39	
									310 H	Denver	72 58	
									314 H	Pepperdine	72 65	
									322 A	Air Force	53 64	
									344 A	Chicago St.	62 59	
									344 H	Chicago St.	73 54	
LAST 12 Division I GAMES:												
215 N	Seattle U	60 61	263 A	CSU Bakersfield	39 55							
263 N	CSU Bakersfield	59 53	344 H	Chicago St.	73 54							
215 A	Seattle U	55 65	292 H	UMKC	58 39							
237 H	UTRGV	45 64	215 H	Seattle U	51 69							
137 H	New Mexico St.	53 66	137 A	New Mexico St.	46 63							
245 A	Grand Canyon	42 60	237 A	UTRGV	55 64							

Non-Div I Games: Dixie St. 68 56 Antelope Valley 87 47

Utah Valley

Loss, Non-Conf, S Site, H Home A Away N Neutral

Average RPI Win:	216	WON-LOST	WINNING	LAST 10	STRENGTH OF	OPP. STRENGTH	TEAM	ADJ.	CONF.	ADJ CONF.
Average RPI Loss:	99	RECORD	PCT. RANK	GAMES	SCHEDULE	OF SCHEDULE	RPI	RPI	RPI	RPI
DIV. I ONLY	16- 15	166	5- 5	113	119	147	147	12	12	
DIV. I NON-CONF.	7- 6	157	0- 0	122	116	134	134	12	12	
TOTALS	RPI 1-25	RPI 26-50	W-L RECORDS	RPI 51-100	RPI 101-150	RPI 150+				
16- 15	0- 0	0- 2	OVERALL	1- 6	1- 6	14- 1				
9- 6	0- 0	0- 1	HOME	0- 3	0- 2	9- 0				
5- 8	0- 0	0- 0	AWAY	0- 0	1- 0	4- 0				
2- 1	0- 0	0- 1	NEUTRAL	1- 0	0- 0	1- 0				
7- 6	0- 0	0- 0	NON-CONFERENCE	1- 3	0- 3	6- 0				
3- 3	0- 0	0- 0	HOME	0- 2	0- 1	3- 0				
2- 3	0- 0	0- 0	AWAY	0- 1	0- 2	2- 0				
2- 0	0- 0	0- 0	NEUTRAL	1- 0	0- 0	1- 0				
9- 9	0- 0	0- 2	CONFERENCE	0- 3	1- 3	8- 1				
6- 3	0- 0	0- 1	HOME	0- 1	0- 1	6- 0				
3- 5	0- 0	0- 0	AWAY	0- 2	1- 2	2- 1				
0- 1	0- 0	0- 1	NEUTRAL	0- 0	0- 0	0- 0				

RPI S	Opponent	Score	RPI S	Opponent	Score	RPI S	Opponent	Score	RPI S	Opponent	Score	Team's RPI: 147
33	H Dayton	48 68	33	N Dayton	61 77	54	A George Washington	67 81	116	A Saint Joseph's	58 64	
						63	H IUPUI	62 71	116	H Saint Joseph's	70 80	
						67	N Villanova	68 66	119	A Fordham	61 58	
						73	H Minnesota	69 79	120	A Ole Miss	57 77	
						88	A Wake Forest	54 60	124	A Duquesne	51 70	
						94	A Saint Louis	72 77	136	A Old Dominion	60 70	
						94	H Saint Louis	48 62	148	H Iona	57 59	
									154	H Brown	85 72	
									170	H La Salle	61 56	
									185	N American	68 62	
									192	A Campbell	66 53	
									193	A George Mason	59 70	
									198	H UNCG	65 54	
									229	A Richmond	57 55	
									229	H Richmond	62 55	
									229	H Richmond	72 64	
									247	A St. Bonaventure	77 60	
									255	A Furman	75 61	
									277	H Davidson	54 47	
									288	H Coppin St.	73 44	
									301	H Rhode Island	68 57	
									311	H Massachusetts	55 52	
LAST 12 Division I GAMES:												
33	N Dayton	61 77	94	A Saint Louis	72 77							
229	H Richmond	72 64	33	H Dayton	48 68							
277	H Davidson	54 47	229	A Richmond	57 55							
247	A St. Bonaventure	77 60	311	H Massachusetts	55 52							
116	H Saint Joseph's	70 80	119	A Fordham	61 58							
124	A Duquesne	51 70	301	H Rhode Island	68 57							

Non-Div I Games:

VCU

■ Loss,
 ■ Non-Conf,
 ■ S Site,
 ■ H Home
 ■ A Away
 N Neutral

Valparaiso

Through Games Of March 12, 2017

Average RPI Win:	284	WON-LOST	WINNING	LAST 10	STRENGTH OF	OPP. STRENGTH	TEAM	ADJ.	CONF.	ADJ CONF.
Average RPI Loss:	159	RECORD	PCT. RANK	GAMES	SCHEDULE	OF SCHEDULE	RPI	RPI	RPI	RPI
DIV. I ONLY	8- 21	288	5- 5	225	219	290	290	18	18	
DIV. I NON-CONF.	3- 6	230	0- 0	254	183	269	269	21	21	
TOTALS	RPI 1-25	RPI 26-50	W-L RECORDS	RPI 51-100	RPI 101-150	RPI 150+				
8- 21	0- 1	0- 3	OVERALL	0- 1	1- 6	7- 10				
5- 8	0- 0	0- 1	HOME	0- 0	1- 2	4- 5				
2- 12	0- 0	0- 0	AWAY	0- 0	0- 0	2- 0				
1- 1	0- 0	0- 1	NEUTRAL	0- 0	0- 0	1- 0				
3- 6	0- 1	0- 0	NON-CONFERENCE	0- 1	0- 1	3- 3				
2- 2	0- 0	0- 0	HOME	0- 0	0- 0	2- 2				
1- 4	0- 1	0- 0	AWAY	0- 1	0- 1	1- 1				
0- 0	0- 0	0- 0	NEUTRAL	0- 0	0- 0	0- 0				
5- 15	0- 0	0- 3	CONFERENCE	0- 0	1- 5	4- 7				
3- 6	0- 0	0- 1	HOME	0- 0	1- 2	2- 3				
1- 8	0- 0	0- 1	AWAY	0- 0	0- 3	1- 4				
1- 1	0- 0	0- 1	NEUTRAL	0- 0	0- 0	1- 0				

RPI 1-25				RPI 26-50				RPI 51-100				RPI 101+ Team's RPI: 290			
RPI	S	Opponent	Score	RPI	S	Opponent	Score	RPI	S	Opponent	Score	RPI	S	Opponent	Score
2	A	Notre Dame	54 114	28	A	Green Bay	35 56	51	A	Indiana	58 87	112	A	Stetson	75 87
				28	H	Green Bay	36 75					142	A	Detroit Mercy	60 85
				28	N	Green Bay	60 89					142	H	Detroit Mercy	57 55
												143	A	Wright St.	48 63
												143	H	Wright St.	52 65
												145	A	Milwaukee	64 80
												145	H	Milwaukee	74 85
												156	A	Oakland	63 104
												156	H	Oakland	60 98
												180	A	Cleveland St.	60 71
												180	H	Cleveland St.	62 66
												225	H	Evansville	65 70
												232	H	Bradley	56 67
												234	H	Liberty	70 68
												296	A	Northern Ky.	41 32
												296	H	Northern Ky.	55 70
												300	H	Eastern Ill.	73 68
												303	A	Illinois St.	56 77
												319	A	Youngstown St.	70 76
												319	H	Youngstown St.	77 60
												319	N	Youngstown St.	79 62
												320	A	Ill.-Chicago	60 74
												320	H	Ill.-Chicago	72 63
												344	A	Chicago St.	53 51
LAST 12 Division I GAMES:															
				28	N	Green Bay	60 89	296	A	Northern Ky.	41 32				
				319	N	Youngstown St.	79 62	143	A	Wright St.	48 63				
				320	H	Ill.-Chicago	72 63	180	H	Cleveland St.	62 66				
				145	A	Milwaukee	64 80	319	H	Youngstown St.	77 60				
				142	H	Detroit Mercy	57 55	320	A	Ill.-Chicago	60 74				
				156	H	Oakland	60 98	143	H	Wright St.	52 65				

Non-Div I Games: Ind.-Kokomo 102 47 Grace (IN) 71 49

Valparaiso

■ Loss,
 ■ Non-Conf,
 ■ S Site,
 ■ Home
 ■ A Away
 N Neutral

Average RPI Win:	165	WON-LOST	WINNING	LAST 10	STRENGTH OF	OPP. STRENGTH	TEAM	ADJ.	CONF.	ADJ CONF.
Average RPI Loss:	56	RECORD	PCT. RANK	GAMES	SCHEDULE	OF SCHEDULE	RPI	RPI	RPI	RPI
DIV. I ONLY	14- 16	192	4- 6	47	41	115	115	2	2	
DIV. I NON-CONF.	10- 3	54	0- 0	110	128	52	52	2	2	
TOTALS	RPI 1-25	RPI 26-50	W-L RECORDS	RPI 51-100	RPI 101-150	RPI 150+				
14- 16	1- 8	1- 2	OVERALL	2- 3	2- 1	8- 2				
10- 5	1- 3	1- 1	HOME	2- 1	2- 0	4- 0				
3- 10	0- 5	0- 1	AWAY	0- 2	0- 0	3- 2				
1- 1	0- 0	0- 0	NEUTRAL	0- 0	0- 1	1- 0				
10- 3	1- 1	0- 0	NON-CONFERENCE	2- 1	0- 0	7- 1				
6- 1	1- 1	0- 0	HOME	2- 0	0- 0	3- 0				
3- 2	0- 0	0- 0	AWAY	0- 1	0- 0	3- 1				
1- 0	0- 0	0- 0	NEUTRAL	0- 0	0- 0	1- 0				
4- 13	0- 7	1- 2	CONFERENCE	0- 2	2- 1	1- 1				
4- 4	0- 2	1- 1	HOME	0- 1	2- 0	1- 0				
0- 8	0- 5	0- 1	AWAY	0- 1	0- 0	0- 1				
0- 1	0- 0	0- 0	NEUTRAL	0- 0	0- 1	0- 0				

RPI	S	Opponent	Score	RPI	S	Opponent	Score	RPI	S	Opponent	Score	RPI	S	Opponent	Score	Team's RPI: 115
3	A	South Carolina	51 82	37	A	LSU	58 64	51	A	Indiana	61 94	120	H	Ole Miss	85 67	
5	A	Mississippi St.	41 86	37	H	LSU	70 68	74	H	Tulane	74 63	132	H	Alabama	87 80	
8	H	Duke	77 73	45	H	Auburn	59 64	78	H	Drexel	73 63	132	N	Alabama	57 77	
11	H	Louisville	66 78					84	H	Florida	73 93	167	A	Memphis	59 75	
14	A	Kentucky	63 71					86	A	Georgia	68 70	174	A	Arkansas	56 59	
19	A	Tennessee	63 91									174	H	Arkansas	66 64	
19	H	Tennessee	57 70									181	H	Robert Morris	75 59	
22	A	Texas A&M	72 77									205	A	ETSU	80 72	
25	H	Missouri	68 74									206	N	SIUE	73 63	
												221	A	UT Martin	79 77	
												272	H	Kennesaw St.	86 54	
												282	H	Tennessee Tech	89 57	
												322	A	Air Force	75 49	
LAST 12 Division I GAMES:																
132	N	Alabama	57 77	5	A	Mississippi St.	41 86									
37	A	LSU	58 64	14	A	Kentucky	63 71									
174	H	Arkansas	66 64	84	H	Florida	73 93									
120	H	Ole Miss	85 67	132	H	Alabama	87 80									
3	A	South Carolina	51 82	19	A	Tennessee	63 91									
37	H	LSU	70 68	174	A	Arkansas	56 59									

Non-Div I Games:

Vanderbilt

■ Loss,
 ■ Non-Conf,
 ■ S Site,
 ■ Home
 ■ A Away
 N Neutral

[illegible]

Non-Div I Games:

Average RPI Win:	165	WON-LOST	WINNING	LAST 10	STRENGTH OF	OPP. STRENGTH	TEAM	ADJ.	CONF.	ADJ CONF.
Average RPI Loss:	44	RECORD	PCT. RANK	GAMES	SCHEDULE	OF SCHEDULE	RPI	RPI	RPI	RPI
DIV. I ONLY	16- 14	154	5- 5	27	69	67	67	7	7	
DIV. I NON-CONF.	5- 6	186	0- 0	6	31	66	66	7	7	
TOTALS	RPI 1-25	RPI 26-50	W-L RECORDS	RPI 51-100	RPI 101-150	RPI 150+				
16- 14	0- 7	1- 2	OVERALL	4- 3	1- 2	10- 0				
8- 5	0- 3	0- 1	HOME	2- 1	0- 0	6- 0				
7- 5	0- 3	1- 1	AWAY	1- 1	1- 0	4- 0				
1- 4	0- 1	0- 0	NEUTRAL	1- 1	0- 2	0- 0				
5- 6	0- 3	1- 0	NON-CONFERENCE	1- 1	1- 2	2- 0				
2- 2	0- 1	0- 0	HOME	0- 1	0- 0	2- 0				
2- 1	0- 1	1- 0	AWAY	0- 0	1- 0	0- 0				
1- 3	0- 1	0- 0	NEUTRAL	1- 0	0- 2	0- 0				
11- 8	0- 4	0- 2	CONFERENCE	3- 2	0- 0	8- 0				
6- 3	0- 2	0- 1	HOME	2- 0	0- 0	4- 0				
5- 4	0- 2	0- 1	AWAY	1- 1	0- 0	4- 0				
0- 1	0- 0	0- 0	NEUTRAL	0- 1	0- 0	0- 0				

RPI 1-25				RPI 26-50				RPI 51-100 Team's RPI: 67				RPI 101+			
RPI	S	Opponent	Score	RPI	S	Opponent	Score	RPI	S	Opponent	Score	RPI	S	Opponent	Score
5	N	Mississippi St.	62 108	29	A	Marquette	53 62	54	H	George Washington	69 72	106	N	Troy	85 93
8	A	Duke	50 68	29	H	Marquette	71 77	58	N	Purdue	58 44	116	A	Saint Joseph's	62 54
17	A	DePaul	50 77	50	A	Penn	60 48	70	A	Georgetown	49 54	147	N	VCU	66 68
17	H	DePaul	50 80					70	H	Georgetown	71 50	170	H	La Salle	52 49
18	H	Temple	48 83					71	A	St. John's (NY)	67 56	195	A	Providence	64 59
23	A	Creighton	46 60					71	H	St. John's (NY)	55 50	195	H	Providence	61 43
23	H	Creighton	44 47					71	N	St. John's (NY)	40 56	199	A	Seton Hall	87 52
												199	H	Seton Hall	69 52
												207	A	Xavier	72 47
												207	H	Xavier	76 71
												259	A	Butler	70 69
												259	H	Butler	61 58
												308	H	Lehigh	59 37
LAST 12 Division I GAMES:															
71	N	St. John's (NY)	40 56	71	A	St. John's (NY)	67 56								
29	A	Marquette	53 62	195	H	Providence	61 43								
17	A	DePaul	50 77	23	H	Creighton	44 47								
259	H	Butler	61 58	70	A	Georgetown	49 54								
207	H	Xavier	76 71	207	A	Xavier	72 47								
199	A	Seton Hall	87 52	259	A	Butler	70 69								

Non-Div I Games:

Villanova

Average RPI Win: 155		WON-LOST	WINNING	LAST 10	STRENGTH OF	OPP. STRENGTH	TEAM	ADJ.	CONF.	ADJ CONF.
Average RPI Loss: 45		RECORD	PCT. RANK	GAMES	SCHEDULE	OF SCHEDULE	RPI	RPI	RPI	RPI
DIV. I ONLY		19- 12	110	5- 5	58	23	53	53	3	3
DIV. I NON-CONF.		11- 2	23	0- 0	269	79	79	79	4	4
TOTALS	RPI 1-25	RPI 26-50		W-L RECORDS		RPI 51-100	RPI 101-150	RPI 150+		
19- 12	1- 6	1- 2		OVERALL		5- 2	3- 1	9- 1		
12- 3	1- 2	1- 1		HOME		3- 0	1- 0	6- 0		
5- 7	0- 3	0- 1		AWAY		1- 1	2- 1	2- 1		
2- 2	0- 1	0- 0		NEUTRAL		1- 1	0- 0	1- 0		
11- 2	0- 0	1- 0		NON-CONFERENCE		2- 2	0- 0	8- 0		
7- 0	0- 0	1- 0		HOME		1- 0	0- 0	5- 0		
3- 1	0- 0	0- 0		AWAY		1- 1	0- 0	2- 0		
1- 1	0- 0	0- 0		NEUTRAL		0- 1	0- 0	1- 0		
8- 10	1- 6	0- 2		CONFERENCE		3- 0	3- 1	1- 1		
5- 3	1- 2	0- 1		HOME		2- 0	1- 0	1- 0		
2- 6	0- 3	0- 1		AWAY		0- 0	2- 1	0- 1		
1- 1	0- 1	0- 0		NEUTRAL		1- 0	0- 0	0- 0		

RPI 1-25				RPI 26-50				RPI 51-100				Team's RPI: 53				RPI 101+			
RPI	S	Opponent	Score	RPI	S	Opponent	Score	RPI	S	Opponent	Score					RPI	S	Opponent	Score
2	A	Notre Dame	74 82	31	A	Syracuse	49 54	61	H	Georgia Tech	65 64	105	A	Virginia Tech	63 55				
2	N	Notre Dame	59 76	33	H	Dayton	66 56	69	A	Northwestern	60 69	105	H	Virginia Tech	76 27				
8	H	Duke	51 70	39	H	North Carolina St.	48 59	71	N	St. John's (NY)	55 66	117	A	Clemson	69 37				
11	A	Louisville	55 66					85	H	Middle Tenn.	63 51	118	A	North Carolina	58 67				
11	H	Louisville	81 86					86	A	Georgia	66 43	163	A	Pittsburgh	54 62				
12	H	Florida St.	60 51					88	H	Wake Forest	60 57	176	H	Boston College	62 55				
15	A	Miami (FL)	52 63					88	N	Wake Forest	61 44	196	N	Nebraska	73 51				
LAST 12 Division I GAMES:																			
		2 N Notre Dame	59 76			88 H Wake Forest	60 57												
		88 N Wake Forest	61 44			15 A Miami (FL)	52 63												
		39 H North Carolina St.	48 59			8 H Duke	51 70												
		11 A Louisville	55 66			61 H Georgia Tech	65 64												
		105 A Virginia Tech	63 55			2 A Notre Dame	74 82												
		12 H Florida St.	60 51			105 H Virginia Tech	76 27												

Non-Div I Games:

Virginia

Loss, Non-Conf, S Site, H Home A Away N Neutral

Virginia Tech

Through Games Of March 12, 2017

Average RPI Win:	171	WON-LOST	WINNING	LAST 10	STRENGTH OF	OPP. STRENGTH	TEAM	ADJ.	CONF.	ADJ CONF.
Average RPI Loss:	45	RECORD	PCT. RANK	GAMES	SCHEDULE	OF SCHEDULE	RPI	RPI	RPI	RPI
DIV. I ONLY	17- 13	123	1- 9	71	48	105	105	3	3	
DIV. I NON-CONF.	13- 0	1	0- 0	252	187	40	40	4	4	
TOTALS	RPI 1-25	RPI 26-50	W-L RECORDS	RPI 51-100	RPI 101-150	RPI 150+				
17- 13	1- 6	1- 2	OVERALL	3- 3	3- 1	9- 1				
12- 6	1- 4	0- 1	HOME	2- 1	2- 0	7- 0				
5- 6	0- 0	1- 0	AWAY	1- 0	1- 0	2- 0				
0- 1	0- 0	0- 0	NEUTRAL	0- 0	0- 1	0- 0				
13- 0	1- 0	1- 0	NON-CONFERENCE	2- 0	1- 0	8- 0				
10- 0	1- 0	0- 0	HOME	1- 0	1- 0	7- 0				
3- 0	0- 0	1- 0	AWAY	1- 0	0- 0	1- 0				
0- 0	0- 0	0- 0	NEUTRAL	0- 0	0- 0	0- 0				
4- 13	0- 6	0- 2	CONFERENCE	1- 3	2- 1	1- 1				
2- 6	0- 4	0- 1	HOME	1- 1	1- 0	0- 0				
2- 6	0- 2	0- 1	AWAY	0- 2	1- 0	1- 1				
0- 1	0- 0	0- 0	NEUTRAL	0- 0	0- 1	0- 0				

RPI 1-25			RPI 26-50			RPI 51-100			RPI 101+			Team's RPI: 105
RPI	S	Opponent	Score	RPI	S	Opponent	Score	RPI	S	Opponent	Score	Score
2	H	Notre Dame	59 76	31	H	Syracuse	72 82	53	A	Virginia	27 76	117 A Clemson 78 69
8	A	Duke	59 84	39	A	North Carolina St.	71 85	53	H	Virginia	55 63	117 N Clemson 66 67
11	H	Louisville	70 88	45	A	Auburn	92 87	61	A	Georgia Tech	81 87	118 H North Carolina 76 68
12	H	Florida St.	54 82					70	H	Georgetown	73 63	126 H Radford 71 52
15	A	Miami (FL)	75 82					88	H	Wake Forest	72 70	163 A Pittsburgh 64 72
15	H	Miami (FL)	69 79					97	A	UCF	67 64	176 A Boston College 82 79
19	H	Tennessee	67 63									196 H Nebraska 76 67
												197 H UNC Asheville 71 52
												217 A Col. of Charleston 71 61
												222 H Presbyterian 67 36
												256 H Bowling Green 98 51
												306 H Central Conn. St. 81 47
												312 H Gardner-Webb 76 42
												347 H Delaware St. 88 48
LAST 12 Division I GAMES:												
117	N	Clemson	66 67	11	H	Louisville	70 88					
176	A	Boston College	82 79	61	A	Georgia Tech	81 87					
15	H	Miami (FL)	69 79	2	H	Notre Dame	59 76					
53	H	Virginia	55 63	31	H	Syracuse	72 82					
163	A	Pittsburgh	64 72	53	A	Virginia	27 76					
39	A	North Carolina St.	71 85	12	H	Florida St.	54 82					

Non-Div I Games:

Virginia Tech

■ Loss,
 ■ Non-Conf,
 ■ S Site,
 ■ H Home
 ■ A Away
 N Neutral

Average RPI Win:	302	WON-LOST	WINNING	LAST 10	STRENGTH OF	OPP. STRENGTH	TEAM	ADJ.	CONF.	ADJ CONF.
Average RPI Loss:	224	RECORD	PCT. RANK	GAMES	SCHEDULE	OF SCHEDULE	RPI	RPI	RPI	RPI
DIV. I ONLY	3- 25	339	3- 7	289	347	341	341	31	31	
DIV. I NON-CONF.	0- 10	335	0- 0	106	300	323	323	32	32	
TOTALS	RPI 1-25	RPI 26-50	W-L RECORDS	RPI 51-100	RPI 101-150	RPI 150+				
3- 25	0- 0	0- 1	OVERALL	0- 2	0- 3	3- 19				
1- 13	0- 0	0- 1	HOME	0- 0	0- 2	1- 10				
2- 12	0- 0	0- 0	AWAY	0- 2	0- 1	2- 9				
0- 0	0- 0	0- 0	NEUTRAL	0- 0	0- 0	0- 0				
0- 10	0- 0	0- 1	NON-CONFERENCE	0- 2	0- 3	0- 4				
0- 5	0- 0	0- 1	HOME	0- 0	0- 2	0- 2				
0- 5	0- 0	0- 0	AWAY	0- 2	0- 1	0- 2				
0- 0	0- 0	0- 0	NEUTRAL	0- 0	0- 0	0- 0				
3- 15	0- 0	0- 0	CONFERENCE	0- 0	0- 0	3- 15				
1- 8	0- 0	0- 0	HOME	0- 0	0- 0	1- 8				
2- 7	0- 0	0- 0	AWAY	0- 0	0- 0	2- 7				
0- 0	0- 0	0- 0	NEUTRAL	0- 0	0- 0	0- 0				

RPI S	Opponent	Score	RPI S	Opponent	Score	RPI S	Opponent	Score	RPI S	Opponent	Score	Team's RPI: 341
50	H Penn	39 63	71	A St. John's (NY)	34 62	103	A Princeton	44 107				
			76	A New Hampshire	40 73	113	H Albany (NY)	50 75				
						133	H Yale	52 66				
						161	A Army West Point	40 85				
						181	A Robert Morris	41 74				
						181	H Robert Morris	63 82				
						202	A Sacred Heart	52 62				
						202	H Sacred Heart	56 70				
						213	H Towson	40 69				
						242	A Saint Francis (PA)	87 71				
						242	H Saint Francis (PA)	46 67				
						244	A Bryant	61 70				
						244	H Bryant	55 58				
						289	A Mt. St. Mary's	47 66				
						289	H Mt. St. Mary's	59 70				
						306	A Central Conn. St.	53 66				
						306	H Central Conn. St.	71 83				
						321	A NJIT	45 68				
						324	A St. Francis Brooklyn	50 63				
						324	H St. Francis Brooklyn	58 45				
						336	A LIU Brooklyn	64 69				
						336	H LIU Brooklyn	58 63				
						339	A Fairleigh Dickinson	74 66				
						339	H Fairleigh Dickinson	53 59				
						347	H Delaware St.	49 61				
LAST 12 Division I GAMES:												
336	H	LIU Brooklyn	58	63	306	H	Central Conn. St.	71	83			
244	H	Bryant	55	58	339	A	Fairleigh Dickinson	74	66			
289	H	Mt. St. Mary's	59	70	324	H	St. Francis Brooklyn	58	45			
324	A	St. Francis Brooklyn	50	63	242	H	Saint Francis (PA)	46	67			
242	A	Saint Francis (PA)	87	71	336	A	LIU Brooklyn	64	69			
181	A	Robert Morris	41	74	202	A	Sacred Heart	52	62			

Non-Div I Games: Staten Island 62 60

Wagner

■ Loss,
 ■ Non-Conf,
 ■ S Site,
 ■ H Home
 ■ A Away
 N Neutral

Wake Forest

Through Games Of March 12, 2017

Average RPI Win:	158	WON-LOST	WINNING	LAST 10	STRENGTH OF	OPP. STRENGTH	TEAM	ADJ.	CONF.	ADJ CONF.
Average RPI Loss:	49	RECORD	PCT. RANK	GAMES	SCHEDULE	OF SCHEDULE	RPI	RPI	RPI	RPI
DIV. I ONLY	15- 15	170	2- 8	38	36	88	88	3	3	
DIV. I NON-CONF.	9- 4	85	0- 0	174	81	89	89	4	4	
TOTALS	RPI 1-25	RPI 26-50	W-L RECORDS	RPI 51-100	RPI 101-150	RPI 150+				
15- 15	1- 6	1- 4	OVERALL	1- 2	4- 2	8- 1				
11- 5	0- 3	0- 1	HOME	1- 0	3- 1	7- 0				
4- 9	1- 3	1- 3	AWAY	0- 1	1- 1	1- 1				
0- 1	0- 0	0- 0	NEUTRAL	0- 1	0- 0	0- 0				
9- 4	1- 0	0- 2	NON-CONFERENCE	0- 0	2- 1	6- 1				
7- 1	0- 0	0- 0	HOME	0- 0	2- 1	5- 0				
2- 3	1- 0	0- 2	AWAY	0- 0	0- 0	1- 1				
0- 0	0- 0	0- 0	NEUTRAL	0- 0	0- 0	0- 0				
6- 11	0- 6	1- 2	CONFERENCE	1- 2	2- 1	2- 0				
4- 4	0- 3	0- 1	HOME	1- 0	1- 0	2- 0				
2- 6	0- 3	1- 1	AWAY	0- 1	1- 1	0- 0				
0- 1	0- 0	0- 0	NEUTRAL	0- 1	0- 0	0- 0				

RPI 1-25				RPI 26-50				RPI 51-100				RPI 101+			
RPI	S	Opponent	Score	RPI	S	Opponent	Score	RPI	S	Opponent	Score	RPI	S	Opponent	Score
2	A	Notre Dame	72 92	31	A	Syracuse	64 85	53	A	Virginia	57 60	105	A	Virginia Tech	70 72
8	A	Duke	43 71	37	A	LSU	57 60	53	N	Virginia	44 61	117	H	Clemson	68 56
8	H	Duke	53 79	39	A	North Carolina St.	89 77	61	H	Georgia Tech	70 65	118	A	North Carolina	80 77
11	H	Louisville	46 75	39	H	North Carolina St.	50 65					122	H	Navy	75 65
12	A	Florida St.	60 102	41	A	James Madison	76 83					126	H	Radford	60 68
15	H	Miami (FL)	56 79									147	H	VCU	60 54
21	A	Elon	78 68									163	H	Pittsburgh	57 48
												176	H	Boston College	71 55
												199	A	Seton Hall	63 70
												207	H	Xavier	58 45
												208	A	Illinois	79 70
												224	H	Rutgers	55 43
												228	H	Samford	51 40
												255	H	Furman	59 52
												284	H	Eastern Mich.	89 61
LAST 12 Division I GAMES:															
				53	N	Virginia	44 61	12	A	Florida St.	60 102				
				11	H	Louisville	46 75	163	H	Pittsburgh	57 48				
				31	A	Syracuse	64 85	15	H	Miami (FL)	56 79				
				39	A	North Carolina St.	89 77	8	A	Duke	43 71				
				8	H	Duke	53 79	176	H	Boston College	71 55				
				53	A	Virginia	57 60	61	H	Georgia Tech	70 65				

Non-Div I Games:

Wake Forest

■ Loss,
 ■ Non-Conf, S Site,
 ■ Home
 ■ Away
 N Neutral

Washington

Through Games Of March 12, 2017

Average RPI Win:	112	WON-LOST	WINNING	LAST 10	STRENGTH OF	OPP. STRENGTH	TEAM	ADJ.	CONF.	ADJ CONF.
Average RPI Loss:	11	RECORD	PCT. RANK	GAMES	SCHEDULE	OF SCHEDULE	RPI	RPI	RPI	RPI
DIV. I ONLY	27- 5	11	7- 3	29	22	10	10	1	1	
DIV. I NON-CONF.	12- 1	7	0- 1	41	117	6	6	1	1	
TOTALS	RPI 1-25	RPI 26-50	W-L RECORDS	RPI 51-100	RPI 101-150	RPI 150+				
27- 5	2- 4	4- 1	OVERALL	7- 0	9- 0	5- 0				
16- 1	2- 1	2- 0	HOME	4- 0	6- 0	2- 0				
11- 3	0- 3	2- 0	AWAY	3- 0	3- 0	3- 0				
0- 1	0- 0	0- 1	NEUTRAL	0- 0	0- 0	0- 0				
12- 1	1- 1	1- 0	NON-CONFERENCE	2- 0	3- 0	5- 0				
8- 0	1- 0	1- 0	HOME	1- 0	3- 0	2- 0				
4- 1	0- 1	0- 0	AWAY	1- 0	0- 0	3- 0				
0- 0	0- 0	0- 0	NEUTRAL	0- 0	0- 0	0- 0				
15- 4	1- 3	3- 1	CONFERENCE	5- 0	6- 0	0- 0				
8- 1	1- 1	1- 0	HOME	3- 0	3- 0	0- 0				
7- 2	0- 2	2- 0	AWAY	2- 0	3- 0	0- 0				
0- 1	0- 0	0- 1	NEUTRAL	0- 0	0- 0	0- 0				

RPI 1-25				Team's RPI: 10		RPI 26-50				RPI 51-100				RPI 101+					
RPI	S	Opponent	Score		RPI	S	Opponent	Score		RPI	S	Opponent	Score		RPI	S	Opponent	Score	
2	A	Notre Dame	60	71	34	A	Arizona St.	65	54	55	H	Colorado St.	101	68	101	A	Washington St.	87	44
4	A	Oregon St.	70	73	34	H	Arizona St.	70	57	56	H	California	90	67	101	H	Washington St.	94	63
6	H	Stanford	68	72	36	A	Oregon	99	77	79	A	Utah	82	53	110	A	Colorado	79	75
9	A	UCLA	79	90	36	N	Oregon	69	70	79	H	Utah	84	77	110	H	Colorado	79	46
9	H	UCLA	82	70	47	H	Boise St.	92	66	90	A	BYU	82	70	130	A	Arizona	90	73
25	H	Missouri	79	66						92	A	Southern California	87	74	130	H	Arizona	91	55
										92	H	Southern California	77	67	134	H	Eastern Wash.	100	52
															146	H	Fresno St.	85	54
															150	H	Idaho	105	53
															155	H	CSUN	101	44
															215	A	Seattle U	94	64
															245	A	Grand Canyon	101	66
															276	A	Portland	83	53
															293	H	Savannah St.	87	36
LAST 12 Division I GAMES:																			
36	N	Oregon	69	70	34	H	Arizona St.	70	57	130	H	Arizona	91	55					
2	A	Notre Dame	60	71	110	A	Colorado	79	75	79	A	Utah	82	53					
79	H	Utah	84	77	6	H	Stanford	68	72	56	H	California	90	67					
110	H	Colorado	79	46															
92	A	Southern California	87	74															
9	A	UCLA	79	90															

Non-Div I Games:

Washington

■ Loss,
 ■ Non-Conf, S Site,
 ■ Home
 ■ Away
 N Neutral

Average RPI Win:	114	WON-LOST	WINNING	LAST 10	STRENGTH OF	OPP. STRENGTH	TEAM	ADJ.	CONF.	ADJ CONF.
Average RPI Loss:	51	RECORD	PCT. RANK	GAMES	SCHEDULE	OF SCHEDULE	RPI	RPI	RPI	RPI
DIV. I ONLY	12- 19	236	3- 7	9	14	101	101	1	1	
DIV. I NON-CONF.	5- 6	186	0- 0	18	78	101	101	1	1	
TOTALS	RPI 1-25	RPI 26-50	W-L RECORDS	RPI 51-100	RPI 101-150	RPI 150+				
12- 19	1- 8	1- 3	OVERALL	3- 5	4- 3	3- 0				
8- 7	1- 2	0- 2	HOME	2- 2	3- 1	2- 0				
2- 10	0- 4	1- 1	AWAY	1- 3	0- 2	0- 0				
2- 2	0- 2	0- 0	NEUTRAL	0- 0	1- 0	1- 0				
5- 6	0- 2	0- 1	NON-CONFERENCE	0- 3	2- 0	3- 0				
4- 2	0- 0	0- 1	HOME	0- 1	2- 0	2- 0				
0- 3	0- 1	0- 0	AWAY	0- 2	0- 0	0- 0				
1- 1	0- 1	0- 0	NEUTRAL	0- 0	0- 0	1- 0				
7- 13	1- 6	1- 2	CONFERENCE	3- 2	2- 3	0- 0				
4- 5	1- 2	0- 1	HOME	2- 1	1- 1	0- 0				
2- 7	0- 3	1- 1	AWAY	1- 1	0- 2	0- 0				
1- 1	0- 1	0- 0	NEUTRAL	0- 0	1- 0	0- 0				

RPI 1-25				RPI 26-50				RPI 51-100				RPI 101+ Team's RPI: 101			
RPI	S	Opponent	Score	RPI	S	Opponent	Score	RPI	S	Opponent	Score	RPI	S	Opponent	Score
4	A	Oregon St.	58 80	34	A	Arizona St.	49 68	56	H	California	84 79	110	A	Colorado	58 70
6	H	Stanford	54 76	34	H	Arizona St.	58 61	66	A	Gonzaga	61 79	110	H	Colorado	67 56
6	N	Stanford	36 66	36	A	Oregon	75 59	79	A	Utah	61 55	110	N	Colorado	79 78
9	A	UCLA	48 67	47	H	Boise St.	73 77	79	H	Utah	57 74	114	H	St. Mary's (CA)	85 69
9	H	UCLA	82 73					81	H	Oklahoma St.	72 79	130	A	Arizona	55 56
10	A	Washington	63 94					92	A	Southern California	64 80	130	H	Arizona	62 70
10	H	Washington	44 87					92	H	Southern California	74 57	140	H	San Francisco	73 35
14	A	Kentucky	67 69					94	A	Saint Louis	70 73	196	N	Nebraska	79 65
16	N	Maryland	69 79									204	H	Loyola Marymount	92 45
												223	H	San Diego	83 73
LAST 12 Division I GAMES:															
		6 N Stanford	36 66			130 H Arizona	62 70								
		110 N Colorado	79 78			34 H Arizona St.	58 61								
		110 H Colorado	67 56			79 A Utah	61 55								
		79 H Utah	57 74			110 A Colorado	58 70								
		9 A UCLA	48 67			56 H California	84 79								
		92 A Southern California	64 80			6 H Stanford	54 76								

Non-Div I Games:

Washington St.

Average RPI Win: 281	WON-LOST	WINNING	LAST 10	STRENGTH OF	OPP. STRENGTH	TEAM	ADJ.	CONF.	ADJ CONF.
Average RPI Loss: 130	RECORD	PCT. RANK	GAMES	SCHEDULE	OF SCHEDULE	RPI	RPI	RPI	RPI
DIV. I ONLY	11- 18	243	3- 7	209	227	239	239	20	20
DIV. I NON-CONF.	4- 5	198	0- 0	309	196	239	239	18	18
TOTALS	RPI 1-25	RPI 26-50	W-L RECORDS	RPI 51-100	RPI 101-150	RPI 150+			
11- 18	0- 0	0- 0	OVERALL	0- 5	0- 10	11- 3			
5- 7	0- 0	0- 0	HOME	0- 1	0- 5	5- 1			
5- 9	0- 0	0- 0	AWAY	0- 3	0- 4	5- 2			
1- 2	0- 0	0- 0	NEUTRAL	0- 1	0- 1	1- 0			
4- 5	0- 0	0- 0	NON-CONFERENCE	0- 2	0- 2	4- 1			
1- 2	0- 0	0- 0	HOME	0- 0	0- 1	1- 1			
3- 2	0- 0	0- 0	AWAY	0- 2	0- 0	3- 0			
0- 1	0- 0	0- 0	NEUTRAL	0- 0	0- 1	0- 0			
7- 13	0- 0	0- 0	CONFERENCE	0- 3	0- 8	7- 2			
4- 5	0- 0	0- 0	HOME	0- 1	0- 4	4- 0			
2- 7	0- 0	0- 0	AWAY	0- 1	0- 4	2- 2			
1- 1	0- 0	0- 0	NEUTRAL	0- 1	0- 0	1- 0			

RPI 1-25			RPI 26-50			RPI 51-100			RPI 101+			Team's RPI: 239	
RPI	S	Opponent	Score	RPI	S	Opponent	Score	RPI	S	Opponent	Score		
								65	A	Montana St.	53	72	
								65	H	Montana St.	68	83	
								65	N	Montana St.	53	65	
								79	A	Utah	52	71	
								90	A	BYU	64	73	
LAST 12 Division I GAMES:													
				65	N	Montana St.	53	65	131	A	North Dakota	67	83
				286	N	Sacramento St.	98	97	129	A	Northern Colo.	62	86
				65	A	Montana St.	53	72	214	H	Portland St.	85	75
				323	A	Montana	46	71	286	H	Sacramento St.	66	60
				150	H	Idaho	77	82	295	A	Northern Ariz.	75	64
				134	H	Eastern Wash.	42	70	291	A	Southern Utah	73	68
									309	A	FIU	64	61
									322	A	Air Force	76	61
									323	A	Montana	46	71
									323	H	Montana	74	58
									332	A	Utah Valley	64	61

Non-Div I Games: Cal St. San B'dino 75 69 Westminster (UT) 81 68

Weber St.

Loss, Non-Conf, S Site, H Home A Away N Neutral

Average RPI Win:	161	WON-LOST	WINNING	LAST 10	STRENGTH OF	OPP. STRENGTH	TEAM	ADJ.	CONF.	ADJ CONF.
Average RPI Loss:	39	RECORD	PCT. RANK	GAMES	SCHEDULE	OF SCHEDULE	RPI	RPI	RPI	RPI
DIV. I ONLY	23- 10	69	7- 3	57	51	40	40	4	4	
DIV. I NON-CONF.	12- 0	1	0- 0	272	321	53	53	3	3	
TOTALS	RPI 1-25	RPI 26-50	W-L RECORDS	RPI 51-100	RPI 101-150	RPI 150+				
23- 10	5- 6	1- 0	OVERALL	1- 3	2- 1	14- 0				
15- 3	2- 2	0- 0	HOME	1- 1	2- 0	10- 0				
2- 7	0- 4	0- 0	AWAY	0- 2	0- 1	2- 0				
6- 0	3- 0	1- 0	NEUTRAL	0- 0	0- 0	2- 0				
12- 0	0- 0	1- 0	NON-CONFERENCE	0- 0	1- 0	10- 0				
9- 0	0- 0	0- 0	HOME	0- 0	1- 0	8- 0				
0- 0	0- 0	0- 0	AWAY	0- 0	0- 0	0- 0				
3- 0	0- 0	1- 0	NEUTRAL	0- 0	0- 0	2- 0				
11- 10	5- 6	0- 0	CONFERENCE	1- 3	1- 1	4- 0				
6- 3	2- 2	0- 0	HOME	1- 1	1- 0	2- 0				
2- 7	0- 4	0- 0	AWAY	0- 2	0- 1	2- 0				
3- 0	3- 0	0- 0	NEUTRAL	0- 0	0- 0	0- 0				

RPI 1-25				RPI 26-50				RPI 51-100				RPI 101+			
RPI	S	Opponent	Score	RPI	S	Opponent	Score	RPI	S	Opponent	Score	RPI	S	Opponent	Score
7	A	Baylor	73 79	45	N	Auburn	56 52	60	A	Iowa St.	53 68	104	A	Texas Tech	66 75
7	H	Baylor	56 91					60	H	Iowa St.	55 80	104	H	Texas Tech	89 79
7	N	Baylor	77 66					81	A	Oklahoma St.	63 67	120	H	Ole Miss	66 61
13	A	Texas	54 69					81	H	Oklahoma St.	79 53	164	A	TCU	83 61
13	H	Texas	63 73									164	H	TCU	77 73
13	N	Texas	62 59									172	N	East Carolina	79 47
20	A	Oklahoma	87 90									179	H	Morehead St.	94 53
20	H	Oklahoma	83 73									190	A	Kansas	62 51
20	N	Oklahoma	82 58									190	H	Kansas	73 54
24	A	Kansas St.	71 86									226	H	Howard	95 49
24	H	Kansas St.	66 59									233	H	High Point	82 59
LAST 12 Division I GAMES:															
		7 N Baylor	77 66			60 A Iowa St.	53 68								
		13 N Texas	62 59			24 H Kansas St.	66 59								
		20 N Oklahoma	82 58			81 H Oklahoma St.	79 53								
		190 H Kansas	73 54			20 A Oklahoma	87 90								
		81 A Oklahoma St.	63 67			60 H Iowa St.	55 80								
		164 H TCU	77 73			13 A Texas	54 69								

Non-Div I Games:

West Virginia

■ Loss,
■ Non-Conf, S Site,
■ Home
■ Away
N Neutral

Average RPI Win:	251	WON-LOST	WINNING	LAST 10	STRENGTH OF	OPP. STRENGTH	TEAM	ADJ.	CONF.	ADJ CONF.
Average RPI Loss:	158	RECORD	PCT. RANK	GAMES	SCHEDULE	OF SCHEDULE	RPI	RPI	RPI	RPI
DIV. I ONLY	7- 22	308	3- 7	130	249	278	278	17	17	
DIV. I NON-CONF.	4- 10	259	0- 0	143	297	242	242	20	20	
TOTALS	RPI 1-25	RPI 26-50	W-L RECORDS	RPI 51-100	RPI 101-150	RPI 150+				
7- 22	0- 1	0- 0	OVERALL	0- 6	0- 4	7- 11				
5- 7	0- 0	0- 0	HOME	0- 2	0- 0	5- 5				
2- 12	0- 1	0- 0	AWAY	0- 3	0- 2	2- 6				
0- 3	0- 0	0- 0	NEUTRAL	0- 1	0- 2	0- 0				
4- 10	0- 1	0- 0	NON-CONFERENCE	0- 1	0- 4	4- 4				
2- 3	0- 0	0- 0	HOME	0- 0	0- 0	2- 3				
2- 5	0- 1	0- 0	AWAY	0- 1	0- 2	2- 1				
0- 2	0- 0	0- 0	NEUTRAL	0- 0	0- 2	0- 0				
3- 12	0- 0	0- 0	CONFERENCE	0- 5	0- 0	3- 7				
3- 4	0- 0	0- 0	HOME	0- 2	0- 0	3- 2				
0- 7	0- 0	0- 0	AWAY	0- 2	0- 0	0- 5				
0- 1	0- 0	0- 0	NEUTRAL	0- 1	0- 0	0- 0				

RPI 1-25				RPI 26-50				RPI 51-100				RPI 101+				Team's RPI: 278	
RPI	S	Opponent	Score	RPI	S	Opponent	Score	RPI	S	Opponent	Score	RPI	S	Opponent	Score		
12	A	Florida St.	41 90					68	A	Chattanooga	46 67	117	A	Clemson	63 78		
								68	H	Chattanooga	48 60	124	N	Duquesne	50 65		
								68	N	Chattanooga	41 85	126	A	Radford	39 67		
								86	A	Georgia	43 78	140	N	San Francisco	52 73		
								93	A	Mercer	53 84	192	H	Campbell	48 50		
								93	H	Mercer	57 59	197	A	UNC Asheville	53 62		
												198	A	UNCG	45 62		
												198	H	UNCG	77 73		
												205	A	ETSU	57 76		
												205	H	ETSU	55 72		
												221	H	UT Martin	72 84		
												228	A	Samford	50 51		
												228	H	Samford	42 49		
												233	H	High Point	73 64		
												238	A	Wofford	59 68		
												238	H	Wofford	69 66		
												240	H	Charleston So.	58 53		
												255	A	Furman	44 73		
												255	H	Furman	75 72		
												271	A	Eastern Ky.	72 61		
												312	H	Gardner-Webb	60 68		
												324	A	Florida A&M	62 61		
LAST 12 Division I GAMES:																	
				68	N	Chattanooga	41 85					238	H	Wofford	69 66		
				198	H	UNCG	77 73					255	H	Furman	75 72		
				68	H	Chattanooga	48 60					198	A	UNCG	45 62		
				205	H	ETSU	55 72					205	A	ETSU	57 76		
				228	A	Samford	50 51					68	A	Chattanooga	46 67		
				93	A	Mercer	53 84					93	H	Mercer	57 59		

Non-Div I Games: North Greenville 95 48

Western Caro.

■ Loss,
■ Non-Conf,
■ S Site,
■ Home
■ A Away
N Neutral

Average RPI Win:	217	WON-LOST	WINNING	LAST 10	STRENGTH OF	OPP. STRENGTH	TEAM	ADJ.	CONF.	ADJ CONF.
Average RPI Loss:	61	RECORD	PCT. RANK	GAMES	SCHEDULE	OF SCHEDULE	RPI	RPI	RPI	RPI
DIV. I ONLY	24- 6	23	10- 0	238	138	59	59	11	11	
DIV. I NON-CONF.	8- 3	67	0- 0	271	193	91	91	10	10	
TOTALS	RPI 1-25	RPI 26-50	W-L RECORDS	RPI 51-100	RPI 101-150	RPI 150+				
24- 6	0- 1	1- 2	OVERALL	4- 2	3- 1	16- 0				
11- 1	0- 0	1- 0	HOME	2- 1	1- 0	7- 0				
10- 5	0- 0	0- 0	AWAY	1- 0	1- 0	8- 0				
3- 0	0- 0	0- 0	NEUTRAL	1- 0	1- 0	1- 0				
8- 3	0- 1	0- 1	NON-CONFERENCE	1- 0	0- 1	7- 0				
4- 0	0- 0	0- 0	HOME	1- 0	0- 0	3- 0				
4- 3	0- 1	0- 1	AWAY	0- 0	0- 1	4- 0				
0- 0	0- 0	0- 0	NEUTRAL	0- 0	0- 0	0- 0				
16- 3	0- 0	1- 1	CONFERENCE	3- 2	3- 0	9- 0				
7- 1	0- 0	1- 0	HOME	1- 1	1- 0	4- 0				
6- 2	0- 0	0- 1	AWAY	1- 1	1- 0	4- 0				
3- 0	0- 0	0- 0	NEUTRAL	1- 0	1- 0	1- 0				

RPI 1-25				RPI 26-50				RPI 51-100				Team's RPI: 59	RPI 101+			
RPI	S	Opponent	Score	RPI	S	Opponent	Score	RPI	S	Opponent	Score		RPI	S	Opponent	Score
25	A	Missouri	68 71	29	A	Marquette	61 77	63	A	IUPUI	52 66		145	A	Milwaukee	68 76
				38	A	South Dakota St.	58 73	63	H	IUPUI	72 76		149	A	Omaha	78 74
				38	H	South Dakota St.	83 77	63	N	IUPUI	77 69		149	H	Omaha	80 63
								75	H	Northern Ill.	83 79		149	N	Omaha	84 82
								77	A	South Dakota	86 78		159	A	Oral Roberts	76 62
								77	H	South Dakota	81 75		159	H	Oral Roberts	76 72
													206	A	SIUE	76 74
													232	H	Bradley	91 77
													267	A	Southeast Mo. St.	100 87
													292	A	UMKC	78 65
													300	H	Eastern Ill.	83 62
													303	H	Illinois St.	80 50
													305	A	North Dakota St.	87 60
													305	H	North Dakota St.	110 81
													310	A	Denver	80 68
													310	H	Denver	87 62
													310	N	Denver	82 39
													316	A	Fort Wayne	75 53
													316	H	Fort Wayne	77 51
													344	A	Chicago St.	54 50
LAST 12 Division I GAMES:																
				63	N	IUPUI	77 69	310	A	Denver	80 68					
				149	N	Omaha	84 82	305	A	North Dakota St.	87 60					
				310	N	Denver	82 39	149	H	Omaha	80 63					
				77	H	South Dakota	81 75	159	A	Oral Roberts	76 62					
				316	H	Fort Wayne	77 51	77	A	South Dakota	86 78					
				38	H	South Dakota St.	83 77	63	H	IUPUI	72 76					

Non-Div I Games: Graceland (IA) 118 40 Monmouth (IL) 113 29

Western Ill.

Loss, Non-Conf, S Site, H Home A Away N Neutral

Average RPI Win:	188	WON-LOST	WINNING	LAST 10	STRENGTH OF	OPP. STRENGTH	TEAM	ADJ.	CONF.	ADJ CONF.
Average RPI Loss:	80	RECORD	PCT. RANK	GAMES	SCHEDULE	OF SCHEDULE	RPI	RPI	RPI	RPI
DIV. I ONLY	27- 6	17	10- 0	107	131	35	35	14	14	
DIV. I NON-CONF.	8- 4	97	1- 0	130	111	94	94	16	16	
TOTALS	RPI 1-25	RPI 26-50	W-L RECORDS	RPI 51-100	RPI 101-150	RPI 150+				
27- 6	0- 2	0- 0	OVERALL	4- 2	8- 1	15- 1				
14- 1	0- 0	0- 0	HOME	2- 1	5- 0	7- 0				
9- 3	0- 1	0- 0	AWAY	1- 0	1- 1	7- 1				
4- 2	0- 1	0- 0	NEUTRAL	1- 1	2- 0	1- 0				
8- 4	0- 2	0- 0	NON-CONFERENCE	2- 2	1- 0	5- 0				
5- 1	0- 0	0- 0	HOME	1- 1	1- 0	3- 0				
2- 1	0- 1	0- 0	AWAY	0- 0	0- 0	2- 0				
1- 2	0- 1	0- 0	NEUTRAL	1- 1	0- 0	0- 0				
19- 2	0- 0	0- 0	CONFERENCE	2- 0	7- 1	10- 1				
9- 0	0- 0	0- 0	HOME	1- 0	4- 0	4- 0				
7- 2	0- 0	0- 0	AWAY	1- 0	1- 1	5- 1				
3- 0	0- 0	0- 0	NEUTRAL	0- 0	2- 0	1- 0				

RPI 1-25				RPI 26-50				Team's RPI: 35				RPI 51-100				RPI 101+			
RPI	S	Opponent	Score	RPI	S	Opponent	Score	RPI	S	Opponent	Score	RPI	S	Opponent	Score	RPI	S	Opponent	Score
11	A	Louisville	61 68									51	H	Indiana	85 74	102	H	Southern Miss.	79 53
17	N	DePaul	69 77									54	N	George Washington	49 68	102	N	Southern Miss.	67 56
												85	A	Middle Tenn.	82 75	120	A	Charlotte	85 89
												85	H	Middle Tenn.	66 51	120	H	Charlotte	75 74
												91	H	UT Arlington	68 71	123	H	Ball St.	68 61
												96	N	Kent St.	79 73	136	A	Old Dominion	67 62
																136	H	Old Dominion	79 73
																139	H	Louisiana Tech	67 58
																139	N	Louisiana Tech	77 53
																157	A	Rice	80 75
																186	A	North Texas	75 55
																186	N	North Texas	78 51
																188	A	UTSA	77 80
																191	A	UAB	62 52
																191	H	UAB	60 48
																217	H	Col. of Charleston	89 76
																250	A	Marshall	78 64
																250	H	Marshall	73 57
																262	A	Austin Peay	85 65
																271	A	Eastern Ky.	90 63
																299	H	Lipscomb	87 35
																302	A	UTEP	71 54
																309	H	FIU	90 38
																338	H	Fla. Atlantic	76 55
																349	H	Alabama A&M	96 32
LAST 12 Division I GAMES:																			
				102	N	Southern Miss.	67 56					136	H	Old Dominion	79 73				
				139	N	Louisiana Tech	77 53					120	H	Charlotte	75 74				
				186	N	North Texas	78 51					191	A	UAB	62 52				
				96	N	Kent St.	79 73					85	A	Middle Tenn.	82 75				
				157	A	Rice	80 75					250	A	Marshall	78 64				
				186	A	North Texas	75 55					102	H	Southern Miss.	79 53				

Non-Div I Games:

Western Ky.

■ Loss,
■ Non-Conf,
■ S Site,
■ H Home
■ A Away
N Neutral

Average RPI Win:	246	WON-LOST	WINNING	LAST 10	STRENGTH OF	OPP. STRENGTH	TEAM	ADJ.	CONF.	ADJ CONF.
Average RPI Loss:	71	RECORD	PCT. RANK	GAMES	SCHEDULE	OF SCHEDULE	RPI	RPI	RPI	RPI
DIV. I ONLY	19- 13	115	5- 5	272	100	162	162	10	10	
DIV. I NON-CONF.	9- 2	37	0- 0	347	156	181	181	11	11	
TOTALS	RPI 1-25	RPI 26-50	W-L RECORDS	RPI 51-100	RPI 101-150	RPI 150+				
19- 13	0- 0	1- 6	OVERALL	1- 5	1- 2	16- 0				
9- 6	0- 0	0- 3	HOME	1- 2	0- 1	8- 0				
8- 6	0- 0	0- 0	AWAY	0- 1	1- 0	7- 0				
2- 1	0- 0	1- 0	NEUTRAL	0- 1	0- 0	1- 0				
9- 2	0- 0	0- 2	NON-CONFERENCE	0- 0	1- 0	8- 0				
4- 1	0- 0	0- 1	HOME	0- 0	0- 0	4- 0				
4- 1	0- 0	0- 1	AWAY	0- 0	1- 0	3- 0				
1- 0	0- 0	0- 0	NEUTRAL	0- 0	0- 0	1- 0				
10- 11	0- 0	1- 4	CONFERENCE	1- 5	0- 2	8- 0				
5- 5	0- 0	0- 2	HOME	1- 2	0- 1	4- 0				
4- 5	0- 0	0- 2	AWAY	0- 2	0- 1	4- 0				
1- 1	0- 0	1- 0	NEUTRAL	0- 1	0- 0	0- 0				

RPI S	Opponent	Score	RPI S	Opponent	Score	RPI S	Opponent	Score	RPI S	Opponent	Score	Team's RPI: 162
			42	H Michigan St.	64 68	72	A Ohio	67 80	123	A Ball St.	56 61	
			43	A Central Mich.	83 94	75	A Northern Ill.	62 67	123	H Ball St.	72 83	
			43	H Central Mich.	73 94	75	H Northern Ill.	90 77	142	A Detroit Mercy	75 65	
			43	N Central Mich.	67 63	75	N Northern Ill.	55 83	232	H Bradley	83 64	
			44	A Toledo	67 75	96	H Kent St.	67 71	235	A Akron	73 57	
			44	H Toledo	66 72	98	H Buffalo	47 62	235	H Akron	73 60	
			46	A Michigan	40 66				249	A Miami (OH)	85 60	
									249	H Miami (OH)	73 66	
									256	A Bowling Green	74 53	
									256	H Bowling Green	75 58	
									271	N Eastern Ky.	74 59	
									277	H Davidson	76 63	
									284	A Eastern Mich.	76 67	
									284	H Eastern Mich.	70 60	
									292	A UMKC	66 54	
									305	A North Dakota St.	68 63	
									316	H Fort Wayne	61 35	
									326	H Loyola Chicago	65 53	
									344	A Chicago St.	64 51	
LAST 12 Division I GAMES:												
			75	N Northern Ill.	55 83	123	H Ball St.	72 83				
			43	N Central Mich.	67 63	284	H Eastern Mich.	70 60				
			249	H Miami (OH)	73 66	256	A Bowling Green	74 53				
			75	H Northern Ill.	90 77	43	A Central Mich.	83 94				
			43	H Central Mich.	73 94	44	H Toledo	66 72				
			44	A Toledo	67 75	75	A Northern Ill.	62 67				

Non-Div I Games:

Western Mich.

■ Loss,
■ Non-Conf,
■ S Site,
■ H Home
■ A Away
N Neutral

Average RPI Win:	233	WON-LOST	WINNING	LAST 10	STRENGTH OF	OPP. STRENGTH	TEAM	ADJ.	CONF.	ADJ CONF.
Average RPI Loss:	105	RECORD	PCT. RANK	GAMES	SCHEDULE	OF SCHEDULE	RPI	RPI	RPI	RPI
DIV. I ONLY	15- 16	173	5- 5	125	150	173	173	16	16	
DIV. I NON-CONF.	5- 6	186	0- 0	59	64	159	159	14	14	
TOTALS	RPI 1-25	RPI 26-50	W-L RECORDS	RPI 51-100	RPI 101-150	RPI 150+				
15- 16	1- 2	0- 4	OVERALL	0- 4	1- 0	13- 6				
9- 6	1- 0	0- 2	HOME	0- 1	1- 0	7- 3				
4- 7	0- 1	0- 1	AWAY	0- 2	0- 0	4- 3				
2- 3	0- 1	0- 1	NEUTRAL	0- 1	0- 0	2- 0				
5- 6	1- 2	0- 1	NON-CONFERENCE	0- 2	1- 0	3- 1				
4- 2	1- 0	0- 1	HOME	0- 0	1- 0	2- 1				
0- 2	0- 1	0- 0	AWAY	0- 1	0- 0	0- 0				
1- 2	0- 1	0- 0	NEUTRAL	0- 1	0- 0	1- 0				
10- 10	0- 0	0- 3	CONFERENCE	0- 2	0- 0	10- 5				
5- 4	0- 0	0- 1	HOME	0- 1	0- 0	5- 2				
4- 5	0- 0	0- 1	AWAY	0- 1	0- 0	4- 3				
1- 1	0- 0	0- 1	NEUTRAL	0- 0	0- 0	1- 0				

RPI 1-25				RPI 26-50				RPI 51-100				RPI 101+ Team's RPI: 173			
RPI	S	Opponent	Score	RPI	S	Opponent	Score	RPI	S	Opponent	Score	RPI	S	Opponent	Score
6	N	Stanford	39 87	26	A	Drake	89 105	52	A	UNI	37 62	108	H	Abilene Christian	81 62
23	H	Creighton	62 54	26	H	Drake	78 83	52	H	UNI	61 63	160	N	Northeastern	87 73
25	A	Missouri	57 64	26	N	Drake	68 86	58	N	Purdue	49 86	166	A	Missouri St.	62 73
				38	H	South Dakota St.	58 78	91	A	UT Arlington	70 74	166	H	Missouri St.	60 65
												178	A	Southern Ill.	54 77
												178	H	Southern Ill.	58 61
												178	N	Southern Ill.	73 60
												225	A	Evansville	74 67
												225	H	Evansville	69 68
												232	A	Bradley	76 69
												232	H	Bradley	65 54
												251	A	Indiana St.	56 42
												251	H	Indiana St.	67 43
												292	H	UMKC	54 56
												303	A	Illinois St.	50 54
												303	H	Illinois St.	67 45
												317	H	Arkansas St.	69 51
												326	A	Loyola Chicago	83 64
												326	H	Loyola Chicago	65 43
												333	H	Incarnate Word	73 63
LAST 12 Division I GAMES:															
				26	N	Drake	68 86	232	A	Bradley	76 69				
				178	N	Southern Ill.	73 60	303	A	Illinois St.	50 54				
				26	A	Drake	89 105	178	H	Southern Ill.	58 61				
				52	A	UNI	37 62	225	H	Evansville	69 68				
				251	H	Indiana St.	67 43	166	H	Missouri St.	60 65				
				326	H	Loyola Chicago	65 43	326	A	Loyola Chicago	83 64				

Non-Div I Games:

Wichita St.

■ Loss,
 ■ Non-Conf,
 ■ S Site,
 ■ Home
 ■ A Away
 N Neutral

William & Mary

Through Games Of March 12, 2017

Average RPI Win:	198	WON-LOST	WINNING	LAST 10	STRENGTH OF	OPP. STRENGTH	TEAM	ADJ.	CONF.	ADJ CONF.
Average RPI Loss:	111	RECORD	PCT. RANK	GAMES	SCHEDULE	OF SCHEDULE	RPI	RPI	RPI	RPI
DIV. I ONLY	20- 11	97	6- 4	171	115	125	125	9	9	
DIV. I NON-CONF.	10- 1	15	0- 0	303	305	95	95	8	8	
TOTALS	RPI 1-25	RPI 26-50	W-L RECORDS	RPI 51-100	RPI 101-150	RPI 150+				
20- 11	0- 3	1- 1	OVERALL	1- 2	3- 1	15- 4				
11- 5	0- 1	0- 1	HOME	1- 1	0- 1	10- 1				
8- 5	0- 1	1- 0	AWAY	0- 1	2- 0	5- 3				
1- 1	0- 1	0- 0	NEUTRAL	0- 0	1- 0	0- 0				
10- 1	0- 0	0- 0	NON-CONFERENCE	0- 1	1- 0	9- 0				
6- 1	0- 0	0- 0	HOME	0- 1	0- 0	6- 0				
4- 0	0- 0	0- 0	AWAY	0- 0	1- 0	3- 0				
0- 0	0- 0	0- 0	NEUTRAL	0- 0	0- 0	0- 0				
10- 10	0- 3	1- 1	CONFERENCE	1- 1	2- 1	6- 4				
5- 4	0- 1	0- 1	HOME	1- 0	0- 1	4- 1				
4- 5	0- 1	1- 0	AWAY	0- 1	1- 0	2- 3				
1- 1	0- 1	0- 0	NEUTRAL	0- 0	1- 0	0- 0				

RPI 1-25				RPI 26-50				RPI 51-100				RPI 101+ Team's RPI: 125			
RPI	S	Opponent	Score	RPI	S	Opponent	Score	RPI	S	Opponent	Score	RPI	S	Opponent	Score
21	A	Elon	47 70	41	A	James Madison	62 53	71	H	St. John's (NY)	57 73	136	A	Old Dominion	69 58
21	H	Elon	58 60	41	H	James Madison	64 79	78	A	Drexel	48 65	138	A	Delaware	60 49
21	N	Elon	60 88					78	H	Drexel	74 65	138	H	Delaware	54 68
												138	N	Delaware	59 44
												160	A	Northeastern	68 54
												160	H	Northeastern	60 58
												172	H	East Carolina	82 72
												182	A	Hofstra	61 64
												182	H	Hofstra	81 65
												185	A	American	48 34
												213	A	Towson	60 64
												213	H	Towson	68 55
												217	A	Col. of Charleston	60 70
												217	H	Col. of Charleston	69 71
												219	A	UNCW	57 43
												219	H	UNCW	58 52
												220	H	Dartmouth	63 50
												229	H	Richmond	67 39
												242	H	Saint Francis (PA)	73 60
												283	A	Norfolk St.	65 52
												289	H	Mt. St. Mary's	68 46
												315	A	USC Upstate	49 46
												347	H	Delaware St.	82 48
LAST 12 Division I GAMES:															
				21	N	Elon	60 88					217	H	Col. of Charleston	69 71
				138	N	Delaware	59 44					213	H	Towson	68 55
				78	H	Drexel	74 65					78	A	Drexel	48 65
				41	A	James Madison	62 53					182	H	Hofstra	81 65
				219	H	UNCW	58 52					182	A	Hofstra	61 64
				21	A	Elon	47 70					160	A	Northeastern	68 54

Non-Div I Games:

William & Mary

■ Loss,
 ■ Non-Conf,
 ■ S Site,
 ■ H Home
 ■ A Away
 N Neutral

Winthrop

Through Games Of March 12, 2017

Average RPI Win:	342	WON-LOST	WINNING	LAST 10	STRENGTH OF	OPP. STRENGTH	TEAM	ADJ.	CONF.	ADJ CONF.
Average RPI Loss:	197	RECORD	PCT. RANK	GAMES	SCHEDULE	OF SCHEDULE	RPI	RPI	RPI	RPI
DIV. I ONLY	1- 29	347	0- 10	224	303	345	345	28	28	
DIV. I NON-CONF.	0- 11	335	0- 0	69	172	305	305	28	28	
TOTALS	RPI 1-25	RPI 26-50	W-L RECORDS	RPI 51-100	RPI 101-150	RPI 150+				
1- 29	0- 2	0- 2	OVERALL	0- 2	0- 2	1- 21				
1- 13	0- 0	0- 0	HOME	0- 1	0- 1	1- 11				
0- 12	0- 1	0- 1	AWAY	0- 0	0- 1	0- 9				
0- 4	0- 1	0- 1	NEUTRAL	0- 1	0- 0	0- 1				
0- 11	0- 2	0- 2	NON-CONFERENCE	0- 2	0- 0	0- 5				
0- 5	0- 0	0- 0	HOME	0- 1	0- 0	0- 4				
0- 3	0- 1	0- 1	AWAY	0- 0	0- 0	0- 1				
0- 3	0- 1	0- 1	NEUTRAL	0- 1	0- 0	0- 0				
1- 18	0- 0	0- 0	CONFERENCE	0- 0	0- 2	1- 16				
1- 8	0- 0	0- 0	HOME	0- 0	0- 1	1- 7				
0- 9	0- 0	0- 0	AWAY	0- 0	0- 1	0- 8				
0- 1	0- 0	0- 0	NEUTRAL	0- 0	0- 0	0- 1				

RPI 1-25				RPI 26-50				RPI 51-100				RPI 101+				Team's RPI: 345
RPI	S	Opponent	Score	RPI	S	Opponent	Score	RPI	S	Opponent	Score	RPI	S	Opponent	Score	
7	A	Baylor	32 140	27	A	Ohio St.	48 88	66	N	Gonzaga	41 71	126	A	Radford	49 74	
12	N	Florida St.	35 98	46	N	Michigan	39 76	93	H	Mercer	48 71	126	H	Radford	50 60	
												192	A	Campbell	32 61	
												192	H	Campbell	35 70	
												197	A	UNC Asheville	55 71	
												197	H	UNC Asheville	53 68	
												205	A	ETSU	45 62	
												217	H	Col. of Charleston	64 95	
												222	A	Presbyterian	50 64	
												222	H	Presbyterian	39 78	
												233	A	High Point	43 88	
												233	H	High Point	57 70	
												234	A	Liberty	51 80	
												234	H	Liberty	63 78	
												235	H	Akron	59 80	
												240	A	Charleston So.	52 71	
												240	H	Charleston So.	58 70	
												282	H	Tennessee Tech	50 73	
												312	A	Gardner-Webb	57 63	
												312	H	Gardner-Webb	54 89	
												312	N	Gardner-Webb	43 82	
												342	A	Longwood	78 83	
												342	H	Longwood	78 72	
												348	H	South Carolina St.	55 63	
LAST 12 Division I GAMES:																
312	N	Gardner-Webb	43 82	192	H	Campbell	35 70									
240	H	Charleston So.	58 70	342	A	Longwood	78 83									
222	A	Presbyterian	50 64	233	H	High Point	57 70									
234	H	Liberty	63 78	126	A	Radford	49 74									
197	A	UNC Asheville	55 71	312	H	Gardner-Webb	54 89									
312	A	Gardner-Webb	57 63	234	A	Liberty	51 80									

Non-Div I Games: N.C. Wesleyan 89 40

Winthrop

■ Loss,
 ■ Non-Conf,
 ■ S Site,
 ■ H Home
 ■ A Away
 N Neutral

Average RPI Win: 223	WON-LOST	WINNING	LAST 10	STRENGTH OF	OPP. STRENGTH	TEAM	ADJ.	CONF.	ADJ CONF.
Average RPI Loss: 83	RECORD	PCT. RANK	GAMES	SCHEDULE	OF SCHEDULE	RPI	RPI	RPI	RPI
DIV. I ONLY	9- 22	285	4- 6	79	75	210	210	6	6
DIV. I NON-CONF.	5- 8	218	0- 0	116	171	199	199	6	6
TOTALS	RPI 1-25	RPI 26-50	W-L RECORDS	RPI 51-100	RPI 101-150	RPI 150+			
9- 22	0- 1	1- 8	OVERALL	0- 6	0- 4	8- 3			
5- 10	0- 0	0- 5	HOME	0- 2	0- 1	5- 2			
2- 10	0- 1	1- 2	AWAY	0- 4	0- 2	1- 1			
2- 2	0- 0	0- 1	NEUTRAL	0- 0	0- 1	2- 0			
5- 8	0- 0	1- 2	NON-CONFERENCE	0- 0	0- 4	4- 2			
2- 5	0- 0	0- 2	HOME	0- 0	0- 1	2- 2			
2- 2	0- 0	1- 0	AWAY	0- 0	0- 2	1- 0			
1- 1	0- 0	0- 0	NEUTRAL	0- 0	0- 1	1- 0			
4- 14	0- 1	0- 6	CONFERENCE	0- 6	0- 0	4- 1			
3- 5	0- 0	0- 3	HOME	0- 2	0- 0	3- 0			
0- 8	0- 1	0- 2	AWAY	0- 4	0- 0	0- 1			
1- 1	0- 0	0- 1	NEUTRAL	0- 0	0- 0	1- 0			

RPI	S	Opponent	Score	RPI	S	Opponent	Score	RPI	S	Opponent	Score	RPI	S	Opponent	Score	Team's RPI: 210
16	A	Maryland	40 89	27	A	Ohio St.	61 70	51	H	Indiana	54 78	118	H	North Carolina	59 72	
				27	H	Ohio St.	68 96	58	H	Purdue	57 79	120	A	Charlotte	48 63	
				28	A	Green Bay	54 53	64	A	Iowa	60 71	120	N	Ole Miss	44 69	
				29	H	Marquette	75 81	69	A	Northwestern	43 63	145	A	Milwaukee	63 80	
				33	H	Dayton	64 83	73	A	Minnesota	60 88	153	H	Idaho St.	35 42	
				42	H	Michigan St.	57 81	87	A	Penn St.	46 76	196	H	Nebraska	82 56	
				42	N	Michigan St.	63 70					208	H	Illinois	59 55	
				46	A	Michigan	66 75					224	A	Rutgers	52 68	
				46	H	Michigan	56 73					224	H	Rutgers	53 41	
												224	N	Rutgers	61 55	
												242	H	Saint Francis (PA)	100 103	
												253	N	Tennessee St.	80 70	
												259	H	Butler	60 55	
												303	A	Illinois St.	64 46	
												313	H	Mississippi Val.	103 61	
LAST 12 Division I GAMES:																
		42	N	Michigan St.	63 70	46	A	Michigan	66 75							
		224	N	Rutgers	61 55	196	H	Nebraska	82 56							
		64	A	Iowa	60 71	27	H	Ohio St.	68 96							
		208	H	Illinois	59 55	69	A	Northwestern	43 63							
		224	H	Rutgers	53 41	51	H	Indiana	54 78							
		16	A	Maryland	40 89	42	H	Michigan St.	57 81							

Non-Div I Games:

Wisconsin

■ Loss,
 ■ Non-Conf,
 ■ S Site,
 ■ H Home
 ■ A Away
 N Neutral

Wofford

Through Games Of March 12, 2017

Average RPI Win:	269	WON-LOST	WINNING	LAST 10	STRENGTH OF	OPP. STRENGTH	TEAM	ADJ.	CONF.	ADJ CONF.
Average RPI Loss:	154	RECORD	PCT. RANK	GAMES	SCHEDULE	OF SCHEDULE	RPI	RPI	RPI	RPI
DIV. I ONLY	11- 17	231	1- 9	246	271	238	238	17	17	
DIV. I NON-CONF.	8- 5	125	0- 0	286	336	161	161	20	20	
TOTALS	RPI 1-25	RPI 26-50	W-L RECORDS	RPI 51-100	RPI 101-150	RPI 150+				
11- 17	0- 0	0- 1	OVERALL	0- 7	0- 1	11- 8				
5- 5	0- 0	0- 0	HOME	0- 2	0- 0	5- 3				
6- 9	0- 0	0- 1	AWAY	0- 2	0- 1	6- 5				
0- 3	0- 0	0- 0	NEUTRAL	0- 3	0- 0	0- 0				
8- 5	0- 0	0- 1	NON-CONFERENCE	0- 2	0- 1	8- 1				
3- 0	0- 0	0- 0	HOME	0- 0	0- 0	3- 0				
5- 3	0- 0	0- 1	AWAY	0- 0	0- 1	5- 1				
0- 2	0- 0	0- 0	NEUTRAL	0- 2	0- 0	0- 0				
3- 12	0- 0	0- 0	CONFERENCE	0- 5	0- 0	3- 7				
2- 5	0- 0	0- 0	HOME	0- 2	0- 0	2- 3				
1- 6	0- 0	0- 0	AWAY	0- 2	0- 0	1- 4				
0- 1	0- 0	0- 0	NEUTRAL	0- 1	0- 0	0- 0				

RPI 1-25			RPI 26-50			RPI 51-100			RPI 101+			Team's RPI: 238
RPI	S	Opponent	Score	RPI	S	Opponent	Score	RPI	S	Opponent	Score	
39	A	North Carolina St.	40 80	68	A	Chattanooga	56 76	149	A	Omaha	64 89	
				68	H	Chattanooga	61 71	197	A	UNC Asheville	65 84	
				84	N	Florida	51 74	198	A	UNCG	61 67	
				93	A	Mercer	39 54	198	H	UNCG	54 48	
				93	H	Mercer	46 61	205	A	ETSU	54 52	
				93	N	Mercer	42 67	205	H	ETSU	69 77	
				95	N	Jacksonville	60 66	219	A	UNCW	71 67	
								228	A	Samford	54 57	
								228	H	Samford	48 55	
								240	A	Charleston So.	59 45	
								255	A	Furman	60 65	
								255	H	Furman	49 69	
								257	H	Coastal Caro.	67 62	
								272	A	Kennesaw St.	78 49	
								278	A	Western Caro.	66 69	
								278	H	Western Caro.	68 59	
								294	A	North Florida	79 60	
								312	H	Gardner-Webb	75 66	
								335	A	N.C. Central	64 54	
								348	H	South Carolina St.	66 65	
LAST 12 Division I GAMES:												
		93	N	Mercer	42	67		278	A	Western Caro.	66	69
		68	A	Chattanooga	56	76		198	A	UNCG	61	67
		205	A	ETSU	54	52		205	H	ETSU	69	77
		228	H	Samford	48	55		68	H	Chattanooga	61	71
		93	H	Mercer	46	61		93	A	Mercer	39	54
		255	A	Furman	60	65		228	A	Samford	54	57

Non-Div I Games: Montreat 71 30 Erskine 116 74

Wofford

Loss, Non-Conf, S Site, H Home A Away N Neutral

Average RPI Win:	256	WON-LOST	WINNING	LAST 10	STRENGTH OF	OPP. STRENGTH	TEAM	ADJ.	CONF.	ADJ CONF.
Average RPI Loss:	104	RECORD	PCT. RANK	GAMES	SCHEDULE	OF SCHEDULE	RPI	RPI	RPI	RPI
DIV. I ONLY	22- 8	49	7- 3	326	182	143	143	18	18	
DIV. I NON-CONF.	6- 4	127	0- 0	345	126	253	253	21	21	
TOTALS	RPI 1-25	RPI 26-50	W-L RECORDS	RPI 51-100	RPI 101-150	RPI 150+				
22- 8	0- 0	0- 2	OVERALL	0- 2	3- 3	19- 1				
11- 2	0- 0	0- 1	HOME	0- 1	2- 0	9- 0				
10- 3	0- 0	0- 1	AWAY	0- 0	1- 1	9- 1				
1- 3	0- 0	0- 0	NEUTRAL	0- 1	0- 2	1- 0				
6- 4	0- 0	0- 0	NON-CONFERENCE	0- 2	0- 1	6- 1				
3- 1	0- 0	0- 0	HOME	0- 1	0- 0	3- 0				
3- 1	0- 0	0- 0	AWAY	0- 0	0- 0	3- 1				
0- 2	0- 0	0- 0	NEUTRAL	0- 1	0- 1	0- 0				
16- 4	0- 0	0- 2	CONFERENCE	0- 0	3- 2	13- 0				
8- 1	0- 0	0- 1	HOME	0- 0	2- 0	6- 0				
7- 2	0- 0	0- 1	AWAY	0- 0	1- 1	6- 0				
1- 1	0- 0	0- 0	NEUTRAL	0- 0	0- 1	1- 0				

RPI S	Opponent	Score	RPI S	Opponent	Score	RPI S	Opponent	Score	RPI S	Opponent	Score	Team's RPI: 143
28	A Green Bay	41 62	28	H Green Bay	51 58	70	N Georgetown	60 67	117	N Clemson	51 75	
28	H Green Bay	51 58	96	H Kent St.	69 79	142	A Detroit Mercy	80 85	142	H Detroit Mercy	77 69	
						142	N Detroit Mercy	52 71	145	A Milwaukee	69 51	
						145	H Milwaukee	62 52	156	A Oakland	73 61	
						156	H Oakland	84 66	180	A Cleveland St.	65 60	
						180	H Cleveland St.	84 63	208	A Illinois	72 76	
						249	H Miami (OH)	65 57	271	H Eastern Ky.	85 73	
						282	A Tennessee Tech	65 54	290	A Valparaiso	65 52	
						290	H Valparaiso	63 48	296	A Northern Ky.	70 63	
						296	H Northern Ky.	67 47	300	A Eastern Ill.	71 61	
						316	H Fort Wayne	62 51	319	A Youngstown St.	68 64	
						319	H Youngstown St.	71 58	320	A Ill.-Chicago	73 54	
						320	H Ill.-Chicago	62 51	320	H Ill.-Chicago	62 51	
						296	H Northern Ky.	67 47	320	N Ill.-Chicago	79 52	
						156	H Oakland	84 66	344	A Chicago St.	71 65	
						142	H Detroit Mercy	77 69				

LAST 12 Division I GAMES:

142 N Detroit Mercy	52 71	180 A Cleveland St.	65 60
320 N Ill.-Chicago	79 52	320 H Ill.-Chicago	62 51
145 H Milwaukee	62 52	290 H Valparaiso	63 48
28 H Green Bay	51 58	296 H Northern Ky.	67 47
142 A Detroit Mercy	80 85	156 H Oakland	84 66
319 A Youngstown St.	68 64	142 H Detroit Mercy	77 69

Non-Div I Games: Grace (IN) 87 56 Cincinnati Christia 85 61

Wright St.

Loss, Non-Conf, S Site, H Home A Away N Neutral

Wyoming

Through Games Of March 12, 2017

Average RPI Win:	213	WON-LOST	WINNING	LAST 10	STRENGTH OF	OPP. STRENGTH	TEAM	ADJ.	CONF.	ADJ CONF.
Average RPI Loss:	85	RECORD	PCT. RANK	GAMES	SCHEDULE	OF SCHEDULE	RPI	RPI	RPI	RPI
DIV. I ONLY	19- 9	75	6- 4	175	140	99	99	13	13	
DIV. I NON-CONF.	6- 3	97	0- 0	274	182	149	149	15	15	
TOTALS	RPI 1-25	RPI 26-50	W-L RECORDS	RPI 51-100	RPI 101-150	RPI 150+				
19- 9	0- 0	0- 4	OVERALL	2- 1	3- 4	14- 0				
12- 2	0- 0	0- 1	HOME	2- 0	2- 1	8- 0				
7- 6	0- 0	0- 3	AWAY	0- 1	1- 2	6- 0				
0- 1	0- 0	0- 0	NEUTRAL	0- 0	0- 1	0- 0				
6- 3	0- 0	0- 2	NON-CONFERENCE	1- 0	1- 1	4- 0				
4- 1	0- 0	0- 0	HOME	1- 0	0- 1	3- 0				
2- 2	0- 0	0- 2	AWAY	0- 0	1- 0	1- 0				
0- 0	0- 0	0- 0	NEUTRAL	0- 0	0- 0	0- 0				
13- 6	0- 0	0- 2	CONFERENCE	1- 1	2- 3	10- 0				
8- 1	0- 0	0- 1	HOME	1- 0	2- 0	5- 0				
5- 4	0- 0	0- 1	AWAY	0- 1	0- 2	5- 0				
0- 1	0- 0	0- 0	NEUTRAL	0- 0	0- 1	0- 0				

RPI 1-25				RPI 26-50				RPI 51-100				Team's RPI: 99		RPI 101+			
RPI	S	Opponent	Score	RPI	S	Opponent	Score	RPI	S	Opponent	Score			RPI	S	Opponent	Score
				26	A	Drake	50 63	55	A	Colorado St.	54 61			107	A	UNLV	46 51
				42	A	Michigan St.	51 63	55	H	Colorado St.	56 49			107	H	UNLV	79 57
				47	A	Boise St.	54 64	77	H	South Dakota	69 62			110	A	Colorado	82 75
				47	H	Boise St.	43 53							146	A	Fresno St.	47 52
														146	H	Fresno St.	70 48
														146	N	Fresno St.	48 58
														150	H	Idaho	71 74
														152	A	New Mexico	60 58
														152	H	New Mexico	68 52
														189	A	Utah St.	71 48
														189	H	Utah St.	59 40
														203	A	San Jose St.	68 59
														203	H	San Jose St.	89 60
														270	H	San Diego St.	80 67
														285	A	Nevada	72 59
														291	H	Southern Utah	68 48
														310	H	Denver	59 49
														322	A	Air Force	66 54
														322	H	Air Force	73 41
														323	A	Montana	67 42
														346	H	Cal St. Fullerton	61 26
LAST 12 Division I GAMES:																	
				146	N	Fresno St.	48 58	189	H	Utah St.	59 40						
				203	A	San Jose St.	68 59	146	A	Fresno St.	47 52						
				55	H	Colorado St.	56 49	322	H	Air Force	73 41						
				152	A	New Mexico	60 58	270	H	San Diego St.	80 67						
				47	H	Boise St.	43 53	47	A	Boise St.	54 64						
				55	A	Colorado St.	54 61	107	A	UNLV	46 51						

Non-Div I Games: Adams St. 79 40 Chadron St. 74 50

Wyoming

Loss, Non-Conf, S Site, H Home A Away N Neutral

Average RPI Win: 233	WON-LOST	WINNING	LAST 10	STRENGTH OF	OPP. STRENGTH	TEAM	ADJ.	CONF.	ADJ CONF.
Average RPI Loss: 82	RECORD	PCT. RANK	GAMES	SCHEDULE	OF SCHEDULE	RPI	RPI	RPI	RPI
DIV. I ONLY	12- 18	224	2- 8	150	82	207	207	7	7
DIV. I NON-CONF.	8- 3	67	0- 0	245	251	130	130	7	7
TOTALS	RPI 1-25	RPI 26-50	W-L RECORDS	RPI 51-100	RPI 101-150	RPI 150+			
12- 18	0- 5	1- 2	OVERALL	0- 7	0- 1	11- 3			
8- 7	0- 2	1- 1	HOME	0- 3	0- 0	7- 1			
3- 8	0- 2	0- 1	AWAY	0- 4	0- 0	3- 1			
1- 3	0- 1	0- 0	NEUTRAL	0- 0	0- 1	1- 1			
8- 3	0- 1	1- 0	NON-CONFERENCE	0- 1	0- 1	7- 0			
6- 0	0- 0	1- 0	HOME	0- 0	0- 0	5- 0			
1- 1	0- 0	0- 0	AWAY	0- 1	0- 0	1- 0			
1- 2	0- 1	0- 0	NEUTRAL	0- 0	0- 1	1- 0			
4- 15	0- 4	0- 2	CONFERENCE	0- 6	0- 0	4- 3			
2- 7	0- 2	0- 1	HOME	0- 3	0- 0	2- 1			
2- 7	0- 2	0- 1	AWAY	0- 3	0- 0	2- 1			
0- 1	0- 0	0- 0	NEUTRAL	0- 0	0- 0	0- 1			

RPI	S	Opponent	Score	RPI	S	Opponent	Score	RPI	S	Opponent	Score	RPI	S	Opponent	Score	Team's RPI: 207
17	A	DePaul	69 85	29	A	Marquette	61 85	67	A	Villanova	71 76	102	N	Southern Miss.	59 73	
17	H	DePaul	43 70	29	H	Marquette	71 86	67	H	Villanova	47 72	183	A	Cincinnati	72 61	
20	N	Oklahoma	69 81	46	H	Michigan	61 58	70	A	Georgetown	63 81	195	A	Providence	54 51	
23	A	Creighton	52 63					70	H	Georgetown	64 69	195	H	Providence	67 57	
23	H	Creighton	57 67					71	A	St. John's (NY)	55 64	199	A	Seton Hall	62 71	
								71	H	St. John's (NY)	48 65	199	H	Seton Hall	72 64	
								88	A	Wake Forest	45 58	253	H	Tennessee St.	63 54	
												259	A	Butler	53 43	
												259	H	Butler	62 65	
												259	N	Butler	66 68	
												267	H	Southeast Mo. St.	54 48	
												272	N	Kennesaw St.	75 52	
												287	H	Ark.-Pine Bluff	62 41	
												294	H	North Florida	83 46	
												347	H	Delaware St.	86 53	
LAST 12 Division I GAMES:																
259	N	Butler	66 68	17	H	DePaul	43 70									
195	H	Providence	67 57	259	A	Butler	53 43									
23	H	Creighton	57 67	71	A	St. John's (NY)	55 64									
70	A	Georgetown	63 81	199	A	Seton Hall	62 71									
67	A	Villanova	71 76	67	H	Villanova	47 72									
29	H	Marquette	71 86	70	H	Georgetown	64 69									

Non-Div I Games:

Xavier

■ Loss,
■ Non-Conf,
■ S Site,
■ H Home
■ A Away
N Neutral

Average RPI Win:	204	WON-LOST	WINNING	LAST 10	STRENGTH OF	OPP. STRENGTH	TEAM	ADJ.	CONF.	ADJ CONF.
Average RPI Loss:	127	RECORD	PCT. RANK	GAMES	SCHEDULE	OF SCHEDULE	RPI	RPI	RPI	RPI
DIV. I ONLY	15- 12	136	5- 5	145	155	133	133	8	8	
DIV. I NON-CONF.	9- 4	85	0- 0	276	276	121	121	9	9	
TOTALS	RPI 1-25	RPI 26-50	W-L RECORDS	RPI 51-100	RPI 101-150	RPI 150+				
15- 12	0- 1	2- 2	OVERALL	1- 0	1- 4	11- 5				
7- 4	0- 0	2- 0	HOME	0- 0	1- 2	4- 2				
8- 8	0- 1	0- 2	AWAY	1- 0	0- 2	7- 3				
0- 0	0- 0	0- 0	NEUTRAL	0- 0	0- 0	0- 0				
9- 4	0- 1	0- 0	NON-CONFERENCE	1- 0	1- 0	7- 3				
3- 1	0- 0	0- 0	HOME	0- 0	1- 0	2- 1				
6- 3	0- 1	0- 0	AWAY	1- 0	0- 0	5- 2				
0- 0	0- 0	0- 0	NEUTRAL	0- 0	0- 0	0- 0				
6- 8	0- 0	2- 2	CONFERENCE	0- 0	0- 4	4- 2				
4- 3	0- 0	2- 0	HOME	0- 0	0- 2	2- 1				
2- 5	0- 0	0- 2	AWAY	0- 0	0- 2	2- 1				
0- 0	0- 0	0- 0	NEUTRAL	0- 0	0- 0	0- 0				

RPI 1-25				RPI 26-50				RPI 51-100				RPI 101+ Team's RPI: 133			
RPI	S	Opponent	Score	RPI	S	Opponent	Score	RPI	S	Opponent	Score	RPI	S	Opponent	Score
6	A	Stanford	44 102	49	A	Harvard	56 76	76	A	New Hampshire	64 58	103	A	Princeton	62 74
				49	H	Harvard	57 52					103	H	Princeton	47 69
				50	A	Penn	55 66					113	H	Albany (NY)	64 53
				50	H	Penn	61 48					127	A	Cornell	49 59
												127	H	Cornell	63 76
												154	A	Brown	73 76
												154	H	Brown	73 51
												161	A	Army West Point	55 59
												176	H	Boston College	64 71
												194	A	Columbia	55 47
												194	H	Columbia	68 72
												200	A	UC Santa Barbara	64 60
												211	H	Binghamton	57 48
												220	A	Dartmouth	57 50
												220	H	Dartmouth	58 44
												274	H	Vermont	77 48
												279	A	Manhattan	57 63
												303	A	Illinois St.	59 45
												318	A	Holy Cross	71 70
												336	A	LIU Brooklyn	75 44
												341	A	Wagner	66 52
LAST 12 Division I GAMES:															
194	A	Columbia	55 47	49	A	Harvard	56 76	220	A	Dartmouth	57 50				
127	A	Cornell	49 59	127	H	Cornell	63 76	194	H	Columbia	68 72				
220	H	Dartmouth	58 44	49	H	Harvard	57 52	154	H	Brown	73 51				
49	H	Harvard	57 52	50	H	Penn	61 48	154	A	Brown	73 76				
50	H	Penn	61 48	103	H	Princeton	47 69								

Non-Div I Games:

Yale

■ Loss,
 ■ Non-Conf, S Site,
 ■ Home
 ■ Away
 N Neutral

Average RPI Win:	276	WON-LOST	WINNING	LAST 10	STRENGTH OF	OPP. STRENGTH	TEAM	ADJ.	CONF.	ADJ CONF.
Average RPI Loss:	173	RECORD	PCT. RANK	GAMES	SCHEDULE	OF SCHEDULE	RPI	RPI	RPI	RPI
DIV. I ONLY	7- 21	306	2- 8	277	230	319	319	18	18	
DIV. I NON-CONF.	2- 7	284	0- 0	307	226	329	329	21	21	
TOTALS	RPI 1-25	RPI 26-50	W-L RECORDS	RPI 51-100	RPI 101-150	RPI 150+				
7- 21	0- 0	0- 2	OVERALL	0- 1	0- 7	7- 11				
5- 8	0- 0	0- 1	HOME	0- 0	0- 4	5- 3				
1- 12	0- 0	0- 1	AWAY	0- 1	0- 3	1- 7				
1- 1	0- 0	0- 0	NEUTRAL	0- 0	0- 0	1- 1				
2- 7	0- 0	0- 0	NON-CONFERENCE	0- 1	0- 1	2- 5				
1- 3	0- 0	0- 0	HOME	0- 0	0- 1	1- 2				
0- 4	0- 0	0- 0	AWAY	0- 1	0- 0	0- 3				
1- 0	0- 0	0- 0	NEUTRAL	0- 0	0- 0	1- 0				
5- 14	0- 0	0- 2	CONFERENCE	0- 0	0- 6	5- 6				
4- 5	0- 0	0- 1	HOME	0- 0	0- 3	4- 1				
1- 8	0- 0	0- 1	AWAY	0- 0	0- 3	1- 4				
0- 1	0- 0	0- 0	NEUTRAL	0- 0	0- 0	0- 1				

RPI S	Opponent	Score	RPI S	Opponent	Score	RPI S	Opponent	Score	RPI S	Opponent	Score	Team's RPI: 319
28	A Green Bay	41 75	28	H Green Bay	51 84	96	A Kent St.	60 75	127	H Cornell	75 80	
									142	A Detroit Mercy	63 80	
									142	H Detroit Mercy	67 83	
									143	A Wright St.	58 71	
									143	H Wright St.	64 68	
									145	A Milwaukee	82 86	
									145	H Milwaukee	74 78	
									156	A Oakland	54 80	
									156	H Oakland	58 80	
									163	A Pittsburgh	50 63	
									180	A Cleveland St.	68 71	
									180	H Cleveland St.	92 67	
									185	H American	64 77	
									235	H Akron	74 76	
									241	A Hawaii	50 72	
									242	H Saint Francis (PA)	69 68	
									286	N Sacramento St.	102 94	
									290	A Valparaiso	60 77	
									290	H Valparaiso	76 70	
									290	N Valparaiso	62 79	
									295	A Northern Ariz.	49 70	
									296	A Northern Ky.	81 87	
									296	H Northern Ky.	77 73	
									320	A Ill.-Chicago	65 59	
									320	H Ill.-Chicago	70 54	
LAST 12 Division I GAMES:												
290	N Valparaiso	62 79	145	A Milwaukee	82 86							
142	H Detroit Mercy	67 83	320	A Ill.-Chicago	65 59							
156	H Oakland	58 80	290	A Valparaiso	60 77							
143	H Wright St.	64 68	145	H Milwaukee	74 78							
296	H Northern Ky.	77 73	28	H Green Bay	51 84							
28	A Green Bay	41 75	156	A Oakland	54 80							

Non-Div I Games: Point Park 84 71 Tiffin 84 62

Youngstown St.

Loss, Non-Conf, S Site, H Home A Away N Neutral