

<div> <div> <div>Average RPI Win: 269</div> <div>Average RPI Loss: 213</div> </div> <div> <div>WON-LOST</div> <div>RECORD</div> </div> <div> <div>WINNING</div> <div>PCT. RANK</div> </div> <div> <div>LAST 10</div> <div>GAMES</div> </div> </div>				STRENGTH OF SCHEDULE	OPP. STRENGTH OF SCHEDULE	TEAM RPI	ADJ. RPI	CONF. RPI	ADJ CONF. RPI
DIV. I ONLY				332	312	246	246	27	27
DIV. I NON-CONF.				304	279	310	310	27	27
TOTALS		RPI 1-25	RPI 26-50	W-L RECORDS	RPI 51-100	RPI 101-150	RPI 150+		
15- 13	0- 0		0- 0	OVERALL	0- 0	0- 2	15- 11		
8- 6	0- 0		0- 0	HOME	0- 0	0- 1	8- 5		
6- 7	0- 0		0- 0	AWAY	0- 0	0- 1	6- 6		
1- 0	0- 0		0- 0	NEUTRAL	0- 0	0- 0	1- 0		
3- 7	0- 0		0- 0	NON-CONFERENCE	0- 0	0- 0	3- 7		
1- 4	0- 0		0- 0	HOME	0- 0	0- 0	1- 4		
1- 3	0- 0		0- 0	AWAY	0- 0	0- 0	1- 3		
1- 0	0- 0		0- 0	NEUTRAL	0- 0	0- 0	1- 0		
12- 6	0- 0		0- 0	CONFERENCE	0- 0	0- 2	12- 4		
7- 2	0- 0		0- 0	HOME	0- 0	0- 1	7- 1		
5- 4	0- 0		0- 0	AWAY	0- 0	0- 1	5- 3		
0- 0	0- 0		0- 0	NEUTRAL	0- 0	0- 0	0- 0		

RPI 1-25					
RPI	S	Opponent	Score		
RPI 26-50					
RPI	S	Opponent	Score		
RPI 51-100					
RPI	S	Opponent	Score		
Team's RPI:   246					
RPI	S	Opponent	Score		
127	A	Stephen F. Austin	55	<div>64</div>	
127	H	Stephen F. Austin	62	<div>74</div>	
154	A	Cal Poly	48	<div>63</div>	
155	H	Tennessee St.	61	<div>72</div>	
163	H	Texas-Arlington	28	<div>42</div>	
183	H	Lamar	56	51	
190	H	Texas Southern	68	63	
204	A	Tex.-Pan American	60	57	
210	A	Nicholls St.	75	59	
211	H	McNeese St.	76	65	
227	H	Northwestern St.	59	<div>66</div>	
233	A	UNLV	65	<div>77</div>	
235	H	Oakland	54	<div>61</div>	
249	A	Central Ark.	59	<div>63</div>	
257	A	Abilene Christian	41	<div>76</div>	
257	H	Abilene Christian	60	40	
268	A	Rice	54	<div>59</div>	
283	A	Houston Baptist	54	<div>59</div>	
283	H	Houston Baptist	73	48	
285	N	Kent St.	57	47	
288	H	Houston	66	<div>68</div>	
295	A	Sam Houston St.	63	50	
295	H	Sam Houston St.	60	52	
303	A	New Orleans	58	46	
303	H	New Orleans	66	52	
332	A	Southeastern La.	74	53	

Non-Div I Games:      Huston-Tillotson    99    33

A&M-Corpus Christi

Loss, Non-Conf, S Site, H Home A Away N Neutral

A  
&  
M  
-  
C  
o  
r  
p  
u  
s  
C  
h  
r  
i  
s  
t  
i

RPI S Opponent A&M-Corpus Christi Score

Through Games Of March 11, 2015

RPI	S	Opponent	Score	
341	A	Incarnate Word	61	49
341	H	Incarnate Word	63	54

A  
&  
M  
-  
C  
o  
r  
p  
u  
s  
C  
h  
r  
i  
s  
t  
i

A&M-Corpus Christi

Average RPI Win:	286	WON-LOST	WINNING	LAST 10	STRENGTH OF	OPP. STRENGTH	TEAM	ADJ.	CONF.	ADJ CONF.
Average RPI Loss:	200	RECORD	PCT. RANK	GAMES	SCHEDULE	OF SCHEDULE	RPI	RPI	RPI	RPI
DIV. I ONLY	13- 12	165	6- 4	346	292	257	257	27	27	
DIV. I NON-CONF.	4- 3	136	0- 0	305	239	169	169	27	27	
TOTALS	RPI 1-25	RPI 26-50	W-L RECORDS	RPI 51-100	RPI 101-150	RPI 150+				
13- 12	0- 0	0- 0	OVERALL	0- 1	1- 2	12- 9				
6- 5	0- 0	0- 0	HOME	0- 0	1- 1	5- 4				
6- 7	0- 0	0- 0	AWAY	0- 1	0- 1	6- 5				
1- 0	0- 0	0- 0	NEUTRAL	0- 0	0- 0	1- 0				
4- 3	0- 0	0- 0	NON-CONFERENCE	0- 1	1- 1	3- 1				
2- 0	0- 0	0- 0	HOME	0- 0	1- 0	1- 0				
1- 3	0- 0	0- 0	AWAY	0- 1	0- 1	1- 1				
1- 0	0- 0	0- 0	NEUTRAL	0- 0	0- 0	1- 0				
9- 9	0- 0	0- 0	CONFERENCE	0- 0	0- 1	9- 8				
4- 5	0- 0	0- 0	HOME	0- 0	0- 1	4- 4				
5- 4	0- 0	0- 0	AWAY	0- 0	0- 0	5- 4				
0- 0	0- 0	0- 0	NEUTRAL	0- 0	0- 0	0- 0				

RPI 1-25			RPI 26-50			RPI 51-100			RPI 101+ Team's RPI: 257		
RPI	S	Opponent	Score	RPI	S	Opponent	Score	RPI	S	Opponent	Score
						65 A Kansas St.	53 68	127 H		Stephen F. Austin	69 71
								129 H		Eastern Wash.	79 72
								137 A		Texas Tech	44 61
								172 A		UTSA	57 70
								183 A		Lamar	72 76
								183 H		Lamar	58 73
								210 H		Nicholls St.	39 63
								211 A		McNeese St.	75 59
								227 A		Northwestern St.	56 61
								236 N		George Mason	88 86
								246 A		A&M-Corpus Christi	40 60
								246 H		A&M-Corpus Christi	76 41
								249 H		Central Ark.	60 66
								283 A		Houston Baptist	53 50
								283 H		Houston Baptist	68 53
								295 A		Sam Houston St.	63 48
								295 H		Sam Houston St.	58 63
								303 A		New Orleans	50 71
								332 A		Southeastern La.	83 65
								332 H		Southeastern La.	75 74
								341 A		Incarnate Word	72 62
								341 H		Incarnate Word	78 54
								342 A		UMKC	80 55
								345 H		Air Force	80 44
LAST 12 Division I GAMES:											
246 A		A&M-Corpus Christi	40 60	295 A		Sam Houston St.	63 48				
341 A		Incarnate Word	72 62	332 H		Southeastern La.	75 74				
303 A		New Orleans	50 71	183 H		Lamar	58 73				
283 H		Houston Baptist	68 53	183 A		Lamar	72 76				
332 A		Southeastern La.	83 65	283 A		Houston Baptist	53 50				
246 H		A&M-Corpus Christi	76 41	341 H		Incarnate Word	78 54				

Non-Div I Games: Howard Payne 102 60 Angelo St. 70 55 Wayland Baptist 91 64 Southwestern Christ100 52  
Abilene Christian

Loss, Non-Conf, S Site, H Home A Away N Neutral

Average RPI Win:	261	WON-LOST	WINNING	LAST 10	STRENGTH OF	OPP. STRENGTH	TEAM	ADJ.	CONF.	ADJ CONF.
Average RPI Loss:	197	RECORD	PCT. RANK	GAMES	SCHEDULE	OF SCHEDULE	RPI	RPI	RPI	RPI
DIV. I ONLY	2- 28	348	0- 10	263	278	345	345	22	22	
DIV. I NON-CONF.	1- 10	329	0- 0	239	348	341	341	19	19	
TOTALS	RPI 1-25	RPI 26-50	W-L RECORDS	RPI 51-100	RPI 101-150	RPI 150+				
2- 28	0- 0	0- 0	OVERALL	0- 6	0- 4	2- 18				
2- 11	0- 0	0- 0	HOME	0- 3	0- 1	2- 7				
0- 16	0- 0	0- 0	AWAY	0- 3	0- 3	0- 10				
0- 1	0- 0	0- 0	NEUTRAL	0- 0	0- 0	0- 1				
1- 10	0- 0	0- 0	NON-CONFERENCE	0- 1	0- 2	1- 7				
1- 3	0- 0	0- 0	HOME	0- 0	0- 0	1- 3				
0- 7	0- 0	0- 0	AWAY	0- 1	0- 2	0- 4				
0- 0	0- 0	0- 0	NEUTRAL	0- 0	0- 0	0- 0				
1- 18	0- 0	0- 0	CONFERENCE	0- 5	0- 2	1- 11				
1- 8	0- 0	0- 0	HOME	0- 3	0- 1	1- 4				
0- 9	0- 0	0- 0	AWAY	0- 2	0- 1	0- 6				
0- 1	0- 0	0- 0	NEUTRAL	0- 0	0- 0	0- 1				

RPI S	Opponent	Score	RPI S	Opponent	Score	RPI S	Opponent	Score	RPI S	Opponent	Score	Team's RPI: 345
						54	H Fresno St.	41 61	120	A Boise St.	54 81	
						84	A Colorado St.	42 62	120	H Boise St.	69 88	
						84	H Colorado St.	49 85	125	A Bakersfield	56 96	
						92	A New Mexico	46 69	128	A Northern Colo.	35 76	
						92	H New Mexico	47 70	176	A SIUE	51 86	
						98	A Army	35 79	214	A Wyoming	51 74	
									214	N Wyoming	48 70	
									224	H Santa Clara	64 85	
									225	A San Diego St.	47 70	
									225	H San Diego St.	65 74	
									228	A San Jose St.	64 91	
									228	H San Jose St.	83 80	
									233	A UNLV	61 82	
									233	H UNLV	79 91	
									256	H Southern Utah	57 73	
									257	A Abilene Christian	44 80	
									260	H Weber St.	53 71	
									277	A Utah St.	50 84	
									277	H Utah St.	53 69	
									287	A Nevada	42 74	
									287	H Nevada	53 76	
									294	H Omaha	65 57	
									309	A Denver	66 107	
									329	A Utah Valley	44 58	
LAST 12 Division I GAMES:												
			214	N Wyoming	48 70	120	H Boise St.	69 88				
			54	H Fresno St.	41 61	214	A Wyoming	51 74				
			277	A Utah St.	50 84	92	A New Mexico	46 69				
			287	A Nevada	42 74	233	H UNLV	79 91				
			84	H Colorado St.	49 85	228	H San Jose St.	83 80				
			233	A UNLV	61 82	120	A Boise St.	54 81				

Non-Div I Games:

Air Force

■ Loss, 
 ■ Non-Conf, S Site, 
 ■ Home 
 ■ Away 
 N Neutral

Average RPI Win: <b>211</b>	WON-LOST	WINNING	LAST 10	STRENGTH OF	OPP. STRENGTH	TEAM	ADJ.	CONF.	ADJ CONF.
Average RPI Loss: <b>113</b>	RECORD	PCT. RANK	GAMES	SCHEDULE	OF SCHEDULE	RPI	RPI	RPI	RPI
DIV. I ONLY	21- 7	36	7- 3	222	200	81	81	15	15
DIV. I NON-CONF.	9- 1	21	0- 0	281	219	60	60	17	17
TOTALS	RPI 1-25	RPI 26-50	W-L RECORDS	RPI 51-100	RPI 101-150	RPI 150+			
21- 7	0- 0	0- 0	OVERALL	1- 4	6- 2	14- 1			
12- 2	0- 0	0- 0	HOME	1- 1	5- 1	6- 0			
7- 5	0- 0	0- 0	AWAY	0- 3	1- 1	6- 1			
2- 0	0- 0	0- 0	NEUTRAL	0- 0	0- 0	2- 0			
9- 1	0- 0	0- 0	NON-CONFERENCE	0- 1	2- 0	7- 0			
5- 0	0- 0	0- 0	HOME	0- 0	2- 0	3- 0			
2- 1	0- 0	0- 0	AWAY	0- 1	0- 0	2- 0			
2- 0	0- 0	0- 0	NEUTRAL	0- 0	0- 0	2- 0			
12- 6	0- 0	0- 0	CONFERENCE	1- 3	4- 2	7- 1			
7- 2	0- 0	0- 0	HOME	1- 1	3- 1	3- 0			
5- 4	0- 0	0- 0	AWAY	0- 2	1- 1	4- 1			
0- 0	0- 0	0- 0	NEUTRAL	0- 0	0- 0	0- 0			

RPI 1-25			RPI 26-50			RPI 51-100			Team's RPI: 81	RPI 101+		
RPI	S	Opponent	Score	RPI	S	Opponent	Score	RPI	S	Opponent	Score	
						57	A Ohio	60	72	111	H Eastern Mich.	65 48
						57	H Ohio	55	71	119	H Ball St.	73 77
						78	A Youngstown St.	62	75	121	A Toledo	102 101
						90	A Western Mich.	61	67	121	H Toledo	82 56
						90	H Western Mich.	69	66	122	H UNI	82 73
										138	H Northern Ky.	82 49
										139	A Buffalo	80 87
										139	H Buffalo	81 70
										168	N Siena	90 74
										171	N Belmont	73 58
										174	A Central Mich.	74 72
										245	H Morehead St.	89 61
										250	A Northern Ill.	56 62
										255	A Bethune-Cookman	81 63
										271	A UCF	73 64
										275	A Miami (OH)	65 47
										275	H Miami (OH)	67 55
										282	H Valparaiso	100 65
										285	A Kent St.	54 53
										285	H Kent St.	74 67
										291	A Bowling Green	79 71
										291	H Bowling Green	67 59
										325	H Binghamton	80 49
LAST 12 Division I GAMES:												
						291	A Bowling Green	79	71	139	H Buffalo	81 70
						275	H Miami (OH)	67	55	250	A Northern Ill.	56 62
						139	A Buffalo	80	87	90	H Western Mich.	69 66
						285	A Kent St.	54	53	285	H Kent St.	74 67
						57	H Ohio	55	71	57	A Ohio	60 72
						121	H Toledo	82	56	174	A Central Mich.	74 72

Non-Div I Games: Ohio Christian 97 62

Akron

■ Loss, 
 ■ Non-Conf, S Site, 
 ■ Home 
 ■ Away 
 N Neutral

## Alabama

Through Games Of March 11, 2015

Average RPI Win:	220	WON-LOST	WINNING	LAST 10	STRENGTH OF	OPP. STRENGTH	TEAM	ADJ.	CONF.	ADJ CONF.
Average RPI Loss:	65	RECORD	PCT. RANK	GAMES	SCHEDULE	OF SCHEDULE	RPI	RPI	RPI	RPI
DIV. I ONLY	13- 19	240	1- 9	66	65	201	201	2	2	
DIV. I NON-CONF.	11- 4	69	0- 0	270	265	168	168	4	4	
TOTALS	RPI 1-25	RPI 26-50	W-L RECORDS	RPI 51-100	RPI 101-150	RPI 150+				
13- 19	0- 6	1- 4	OVERALL	0- 5	4- 0	8- 4				
10- 9	0- 3	1- 2	HOME	0- 1	2- 0	7- 3				
1- 8	0- 2	0- 2	AWAY	0- 3	1- 0	0- 1				
2- 2	0- 1	0- 0	NEUTRAL	0- 1	1- 0	1- 0				
11- 4	0- 2	1- 0	NON-CONFERENCE	0- 0	3- 0	7- 2				
8- 3	0- 1	1- 0	HOME	0- 0	1- 0	6- 2				
1- 0	0- 0	0- 0	AWAY	0- 0	1- 0	0- 0				
2- 1	0- 1	0- 0	NEUTRAL	0- 0	1- 0	1- 0				
2- 15	0- 4	0- 4	CONFERENCE	0- 5	1- 0	1- 2				
2- 6	0- 2	0- 2	HOME	0- 1	1- 0	1- 1				
0- 8	0- 2	0- 2	AWAY	0- 3	0- 0	0- 1				
0- 1	0- 0	0- 0	NEUTRAL	0- 1	0- 0	0- 0				

RPI	S	Opponent	Score	RPI	S	Opponent	Score	RPI	S	Opponent	Score	RPI	S	Opponent	Score	Team's RPI: 201
2	A	Tennessee	56 77	29	A	Mississippi St.	50 66	58	A	LSU	39 51	103	H	Missouri	67 64	
3	A	South Carolina	54 85	29	H	Mississippi St.	55 57	59	A	Georgia	47 64	105	A	Kansas	85 80	
3	H	South Carolina	59 102	33	A	Texas A&M	49 70	62	H	Vanderbilt	52 55	134	H	UT Martin	68 55	
8	H	Kentucky	66 78	35	H	Nebraska	53 51	62	N	Vanderbilt	56 66	144	N	Temple	58 51	
14	H	Duke	40 90	44	H	Arkansas	42 53	100	A	Ole Miss	63 77	151	A	Auburn	73 80	
24	N	Quinnipiac	66 73									151	H	Auburn	51 50	
												161	H	Florida	49 53	
												192	H	Mercer	39 46	
												207	H	Jacksonville St.	62 64	
												220	H	USC Upstate	74 65	
												299	N	Georgetown	72 58	
												303	H	New Orleans	87 58	
												337	H	Ark.-Pine Bluff	71 27	
												338	H	Florida A&M	60 44	
												346	H	Alabama A&M	75 44	
												349	H	Mississippi Val.	71 40	
LAST 12 Division I GAMES:																
62	N	Vanderbilt	56 66	103	H	Missouri	67 64									
151	A	Auburn	73 80	58	A	LSU	39 51									
161	H	Florida	49 53	44	H	Arkansas	42 53									
29	H	Mississippi St.	55 57	3	A	South Carolina	54 85									
2	A	Tennessee	56 77	62	H	Vanderbilt	52 55									
33	A	Texas A&M	49 70	151	H	Auburn	51 50									

Non-Div I Games:

Alabama

■ Loss, 
 ■ Non-Conf, S Site, 
 ■ Home 
 ■ Away 
 N Neutral

[illegible]

Non-Div I Games:

RPI	S	Opponent	Score
349	A	Mississippi Val.	63 58
349	H	Mississippi Val.	71 51

A  
l  
a  
b  
a  
m  
a  
A  
&  
M

A  
l  
a  
b  
a  
m  
a  
A  
&  
M

Alabama A&M



## Alabama St.

Through Games Of March 11, 2015

Average RPI Win:	317	WON-LOST	WINNING	LAST 10	STRENGTH OF	OPP. STRENGTH	TEAM	ADJ.	CONF.	ADJ CONF.
Average RPI Loss:	211	RECORD	PCT. RANK	GAMES	SCHEDULE	OF SCHEDULE	RPI	RPI	RPI	RPI
DIV. I ONLY	11- 14	214	6- 4	342	349	276	276	32	32	
DIV. I NON-CONF.	1- 6	316	0- 0	172	269	265	265	31	31	
TOTALS	RPI 1-25	RPI 26-50	W-L RECORDS	RPI 51-100	RPI 101-150	RPI 150+				
11- 14	0- 0	0- 1	OVERALL	0- 1	0- 1	11- 11				
6- 3	0- 0	0- 0	HOME	0- 0	0- 0	6- 3				
5- 11	0- 0	0- 1	AWAY	0- 1	0- 1	5- 8				
0- 0	0- 0	0- 0	NEUTRAL	0- 0	0- 0	0- 0				
1- 6	0- 0	0- 1	NON-CONFERENCE	0- 1	0- 1	1- 3				
0- 0	0- 0	0- 0	HOME	0- 0	0- 0	0- 0				
1- 6	0- 0	0- 1	AWAY	0- 1	0- 1	1- 3				
0- 0	0- 0	0- 0	NEUTRAL	0- 0	0- 0	0- 0				
10- 8	0- 0	0- 0	CONFERENCE	0- 0	0- 0	10- 8				
6- 3	0- 0	0- 0	HOME	0- 0	0- 0	6- 3				
4- 5	0- 0	0- 0	AWAY	0- 0	0- 0	4- 5				
0- 0	0- 0	0- 0	NEUTRAL	0- 0	0- 0	0- 0				

RPI 1-25			RPI 26-50			RPI 51-100			RPI 101+ Team's RPI: 276		
RPI	S	Opponent	Score	RPI	S	Opponent	Score	RPI	S	Opponent	Score
				30	A	Western Ky.	54 93	86	A	Georgia Tech	53 77
								112	A	Troy	50 70
								153	A	Savannah St.	62 71
								190	A	Texas Southern	51 67
								190	H	Texas Southern	52 64
								205	A	Samford	43 56
								231	A	Southern U.	58 72
								231	H	Southern U.	49 53
								247	A	Prairie View	73 65
								247	H	Prairie View	60 42
								272	A	Jackson St.	67 68
								272	H	Jackson St.	85 90
								312	A	Grambling	68 62
								312	H	Grambling	53 30
								313	A	Alcorn	72 77
								313	H	Alcorn	54 45
								318	A	South Ala.	61 64
								337	A	Ark.-Pine Bluff	64 53
								337	H	Ark.-Pine Bluff	62 54
								338	A	Florida A&M	64 49
								346	A	Alabama A&M	50 59
								346	H	Alabama A&M	64 52
								349	A	Mississippi Val.	62 45
								349	H	Mississippi Val.	61 57
LAST 12 Division I GAMES:											
272	A	Jackson St.	67 68	346	H	Alabama A&M	64 52				
312	A	Grambling	68 62	349	H	Mississippi Val.	61 57				
247	H	Prairie View	60 42	337	H	Ark.-Pine Bluff	62 54				
190	H	Texas Southern	52 64	247	A	Prairie View	73 65				
231	A	Southern U.	58 72	190	A	Texas Southern	51 67				
313	A	Alcorn	72 77	231	H	Southern U.	49 53				

Non-Div I Games: Mobile 66 30 Bluefield St. 82 73 Stillman 75 66

Alabama St.

■ Loss, 
 ■ Non-Conf, S Site, 
 ■ Home 
 ■ Away 
 N Neutral

Average RPI Win:	234	WON-LOST	WINNING	LAST 10	STRENGTH OF	OPP. STRENGTH	TEAM	ADJ.	CONF.	ADJ CONF.
Average RPI Loss:	110	RECORD	PCT. RANK	GAMES	SCHEDULE	OF SCHEDULE	RPI	RPI	RPI	RPI
DIV. I ONLY	23- 8	41	8- 2	234	182	80	80	23	23	
DIV. I NON-CONF.	7- 6	154	0- 0	164	112	105	105	23	23	
TOTALS	RPI 1-25	RPI 26-50	W-L RECORDS	RPI 51-100	RPI 101-150	RPI 150+				
23- 8	0- 2	0- 1	OVERALL	1- 1	2- 2	20- 2				
8- 3	0- 0	0- 0	HOME	0- 1	1- 1	7- 1				
13- 5	0- 2	0- 1	AWAY	1- 0	1- 1	11- 1				
2- 0	0- 0	0- 0	NEUTRAL	0- 0	0- 0	2- 0				
7- 6	0- 2	0- 1	NON-CONFERENCE	0- 0	0- 2	7- 1				
1- 2	0- 0	0- 0	HOME	0- 0	0- 1	1- 1				
6- 4	0- 2	0- 1	AWAY	0- 0	0- 1	6- 0				
0- 0	0- 0	0- 0	NEUTRAL	0- 0	0- 0	0- 0				
16- 2	0- 0	0- 0	CONFERENCE	1- 1	2- 0	13- 1				
7- 1	0- 0	0- 0	HOME	0- 1	1- 0	6- 0				
7- 1	0- 0	0- 0	AWAY	1- 0	1- 0	5- 1				
2- 0	0- 0	0- 0	NEUTRAL	0- 0	0- 0	2- 0				

RPI S	Opponent	Score	RPI S	Opponent	Score	RPI S	Opponent	Score	RPI S	Opponent	Score
17	A North Carolina	56 71	30	A Western Ky.	54 63	95	A Maine	49 43	102	H Hofstra	55 65
24	A Quinnipiac	62 66				95	H Maine	44 52	117	A Marist	58 61
									145	A Hartford	65 50
									145	H Hartford	82 58
									168	A Siena	76 57
									189	A Stony Brook	64 68
									189	H Stony Brook	69 59
									209	A New Hampshire	74 48
									209	H New Hampshire	76 65
									212	A Cal St. Fullerton	71 49
									218	A UMass Lowell	78 50
									218	H UMass Lowell	93 57
									226	A Penn St.	54 53
									230	A Pepperdine	62 36
									252	H St. Francis Brooklyn	90 47
									259	A UMBC	72 62
									259	H UMBC	84 68
									259	N UMBC	66 37
									262	A Canisius	64 59
									264	A Colgate	67 48
									304	A Vermont	89 48
									304	H Vermont	76 48
									304	N Vermont	63 33
									305	H Northeastern	67 70
									325	A Binghamton	82 49
									325	H Binghamton	75 53

## LAST 12 Division I GAMES:

259	N	UMBC	66	37	325	H	Binghamton	75	53
304	N	Vermont	63	33	218	H	UMass Lowell	93	57
304	H	Vermont	76	48	209	A	New Hampshire	74	48
145	A	Hartford	65	50	95	H	Maine	44	52
189	A	Stony Brook	64	68	304	A	Vermont	89	48
259	H	UMBC	84	68	145	H	Hartford	82	58

Non-Div I Games:

Albany (NY)

■ Loss, 
 ■ Non-Conf, S Site, 
 ■ Home 
 ■ Away 
 N Neutral

Average RPI Win: <b>299</b>	WON-LOST	WINNING	LAST 10	STRENGTH OF	OPP. STRENGTH	TEAM	ADJ.	CONF.	ADJ CONF.
Average RPI Loss: <b>226</b>	RECORD	PCT. RANK	GAMES	SCHEDULE	OF SCHEDULE	RPI	RPI	RPI	RPI
DIV. I ONLY	10- 17	247	4- 6	344	346	313	313	32	32
DIV. I NON-CONF.	1- 8	322	0- 0	255	189	333	333	31	31
TOTALS	RPI 1-25	RPI 26-50	W-L RECORDS	RPI 51-100	RPI 101-150	RPI 150+			
10- 17	0- 0	0- 1	OVERALL	0- 1	0- 1	10- 14			
6- 6	0- 0	0- 0	HOME	0- 0	0- 1	6- 5			
4- 11	0- 0	0- 0	AWAY	0- 1	0- 0	4- 2			
0- 0	0- 0	0- 0	NEUTRAL	0- 0	0- 0	0- 0			
1- 8	0- 0	0- 1	NON-CONFERENCE	0- 1	0- 1	1- 5			
1- 2	0- 0	0- 0	HOME	0- 0	0- 1	1- 1			
0- 6	0- 0	0- 1	AWAY	0- 1	0- 0	0- 4			
0- 0	0- 0	0- 0	NEUTRAL	0- 0	0- 0	0- 0			
9- 9	0- 0	0- 0	CONFERENCE	0- 0	0- 0	9- 9			
5- 4	0- 0	0- 0	HOME	0- 0	0- 0	5- 4			
4- 5	0- 0	0- 0	AWAY	0- 0	0- 0	4- 5			
0- 0	0- 0	0- 0	NEUTRAL	0- 0	0- 0	0- 0			

RPI 1-25			RPI 26-50			RPI 51-100			RPI 101+			Team's RPI: 313			
RPI	S	Opponent	Score	RPI	S	Opponent	Score	RPI	S	Opponent	Score	RPI	S	Opponent	Score
				35	A	Nebraska	49 83	77	A	Michigan St.	41 77	142	H	La.-Lafayette	57 64
												177	A	UAB	43 57
												190	A	Texas Southern	55 73
												190	H	Texas Southern	66 75
												219	H	La.-Monroe	62 53
												231	A	Southern U.	55 76
												231	H	Southern U.	51 59
												244	A	UTEP	53 63
												247	A	Prairie View	63 48
												247	H	Prairie View	68 46
												249	H	Central Ark.	36 62
												268	A	Rice	33 61
												272	A	Jackson St.	76 69
												272	H	Jackson St.	41 65
												276	A	Alabama St.	45 54
												276	H	Alabama St.	77 72
												294	A	Omaha	39 59
												312	A	Grambling	57 64
												312	H	Grambling	57 82
												337	A	Ark.-Pine Bluff	49 51
												337	H	Ark.-Pine Bluff	45 39
												346	A	Alabama A&M	58 55
												346	H	Alabama A&M	73 49
												349	A	Mississippi Val.	50 40
												349	H	Mississippi Val.	52 47
LAST 12 Division I GAMES:															
				247	A	Prairie View	63 48	349	A	Mississippi Val.	50 40				
				190	A	Texas Southern	55 73	312	H	Grambling	57 82				
				231	A	Southern U.	55 76	272	H	Jackson St.	41 65				
				346	H	Alabama A&M	73 49	231	H	Southern U.	51 59				
				276	H	Alabama St.	77 72	346	A	Alabama A&M	58 55				
				337	A	Ark.-Pine Bluff	49 51	276	A	Alabama St.	45 54				

Non-Div I Games:

Alcorn

 Loss, 
  Non-Conf, S Site, 
  Home 
  Away 
 N Neutral

Average RPI Win:	213	WON-LOST	WINNING	LAST 10	STRENGTH OF	OPP. STRENGTH	TEAM	ADJ.	CONF.	ADJ CONF.
Average RPI Loss:	90	RECORD	PCT. RANK	GAMES	SCHEDULE	OF SCHEDULE	RPI	RPI	RPI	RPI
DIV. I ONLY	23- 8	41	10- 0	84	198	51	51	18	18	
DIV. I NON-CONF.	5- 6	178	0- 0	25	106	88	88	20	20	
TOTALS	RPI 1-25	RPI 26-50	W-L RECORDS	RPI 51-100	RPI 101-150	RPI 150+				
23- 8	0- 3	1- 1	OVERALL	1- 1	2- 0	19- 3				
11- 4	0- 2	0- 1	HOME	1- 0	1- 0	9- 1				
10- 4	0- 1	0- 0	AWAY	0- 1	1- 0	9- 2				
2- 0	0- 0	1- 0	NEUTRAL	0- 0	0- 0	1- 0				
5- 6	0- 3	1- 1	NON-CONFERENCE	0- 0	0- 0	4- 2				
1- 3	0- 2	0- 1	HOME	0- 0	0- 0	1- 0				
2- 3	0- 1	0- 0	AWAY	0- 0	0- 0	2- 2				
2- 0	0- 0	1- 0	NEUTRAL	0- 0	0- 0	1- 0				
18- 2	0- 0	0- 0	CONFERENCE	1- 1	2- 0	15- 1				
10- 1	0- 0	0- 0	HOME	1- 0	1- 0	8- 1				
8- 1	0- 0	0- 0	AWAY	0- 1	1- 0	7- 0				
0- 0	0- 0	0- 0	NEUTRAL	0- 0	0- 0	0- 0				

RPI 1-25				RPI 26-50				RPI 51-100				Team's RPI: 51	RPI 101+			
RPI	S	Opponent	Score	RPI	S	Opponent	Score	RPI	S	Opponent	Score		RPI	S	Opponent	Score
6	A	Maryland	50 94	28	H	James Madison	65 69	98	A	Army	60 68		107	A	Lehigh	75 73
11	H	George Washington	52 63	40	N	Gonzaga	59 56	98	H	Army	45 42		107	H	Lehigh	74 64
12	H	Princeton	56 63										160	A	Bucknell	60 55
													160	H	Bucknell	65 55
													179	N	Oregon	72 64
													185	A	Holy Cross	74 63
													185	H	Holy Cross	61 67
													186	A	Wake Forest	64 77
													194	A	Massachusetts	61 71
													196	A	Navy	41 29
													196	H	Navy	59 49
													196	H	Navy	60 53
													213	A	Lafayette	74 58
													213	H	Lafayette	63 44
													213	H	Lafayette	79 56
													259	H	UMBC	77 51
													264	A	Colgate	66 58
													264	H	Colgate	75 46
													286	A	Loyola Maryland	55 44
													286	H	Loyola Maryland	62 50
													314	A	UMES	64 52
													322	A	Boston U.	58 50
													322	H	Boston U.	75 45
													323	A	Manhattan	60 52
LAST 12 Division I GAMES:																
196	H	Navy	60 53	213	A	Lafayette	74 58									
213	H	Lafayette	79 56	107	H	Lehigh	74 64									
160	H	Bucknell	65 55	264	H	Colgate	75 46									
196	A	Navy	41 29	286	A	Loyola Maryland	55 44									
98	H	Army	45 42	185	H	Holy Cross	61 67									
322	A	Boston U.	58 50	196	H	Navy	59 49									

Non-Div I Games:

American

■ Loss, 
 ■ Non-Conf, S Site, 
 ■ Home 
 ■ Away 
 N Neutral

## Appalachian St.

Through Games Of March 11, 2015

Average RPI Win:	214	WON-LOST	WINNING	LAST 10	STRENGTH OF	OPP. STRENGTH	TEAM	ADJ.	CONF.	ADJ CONF.
Average RPI Loss:	114	RECORD	PCT. RANK	GAMES	SCHEDULE	OF SCHEDULE	RPI	RPI	RPI	RPI
DIV. I ONLY	13- 16	209	4- 6	99	147	173	173	13	13	
DIV. I NON-CONF.	4- 4	158	0- 0	27	186	86	86	13	13	
TOTALS	RPI 1-25	RPI 26-50	W-L RECORDS	RPI 51-100	RPI 101-150	RPI 150+				
13- 16	0- 2	1- 4	OVERALL	0- 0	3- 5	9- 5				
9- 5	0- 0	1- 1	HOME	0- 0	2- 1	6- 3				
4- 10	0- 2	0- 2	AWAY	0- 0	1- 4	3- 2				
0- 1	0- 0	0- 1	NEUTRAL	0- 0	0- 0	0- 0				
4- 4	0- 2	0- 0	NON-CONFERENCE	0- 0	1- 1	3- 1				
3- 1	0- 0	0- 0	HOME	0- 0	0- 0	3- 1				
1- 3	0- 2	0- 0	AWAY	0- 0	1- 1	0- 0				
0- 0	0- 0	0- 0	NEUTRAL	0- 0	0- 0	0- 0				
9- 12	0- 0	1- 4	CONFERENCE	0- 0	2- 4	6- 4				
6- 4	0- 0	1- 1	HOME	0- 0	2- 1	3- 2				
3- 7	0- 0	0- 2	AWAY	0- 0	0- 3	3- 2				
0- 1	0- 0	0- 1	NEUTRAL	0- 0	0- 0	0- 0				

RPI 1-25				RPI 26-50				RPI 51-100				RPI 101+ Team's RPI: 173			
RPI	S	Opponent	Score	RPI	S	Opponent	Score	RPI	S	Opponent	Score	RPI	S	Opponent	Score
8	A	Kentucky	74 111	32	A	UALR	48 69					108	A	East Tenn. St.	76 70
17	A	North Carolina	52 84	32	H	UALR	49 63					112	A	Troy	87 91
				47	A	Arkansas St.	75 89					112	H	Troy	87 108
				47	H	Arkansas St.	70 69					140	A	Texas St.	58 67
				47	N	Arkansas St.	52 67					140	H	Texas St.	61 55
												142	A	La.-Lafayette	66 70
												142	H	La.-Lafayette	63 51
												147	A	Furman	79 84
												163	A	Texas-Arlington	45 55
												163	H	Texas-Arlington	53 61
												180	H	N.C. A&T	72 70
												206	H	Radford	67 68
												219	A	La.-Monroe	55 54
												219	H	La.-Monroe	80 61
												223	H	UNCW	82 72
												229	A	Georgia St.	70 80
												229	H	Georgia St.	71 76
												279	H	Gardner-Webb	77 69
												297	A	Ga. Southern	77 74
												297	H	Ga. Southern	66 39
												318	A	South Ala.	67 63
												318	H	South Ala.	70 59
LAST 12 Division I GAMES:															
				47	N	Arkansas St.	52 67	163	A	Texas-Arlington	45 55				
				163	H	Texas-Arlington	53 61	219	A	La.-Monroe	55 54				
				140	H	Texas St.	61 55	32	H	UALR	49 63				
				219	H	La.-Monroe	80 61	112	H	Troy	87 108				
				297	H	Ga. Southern	66 39	142	A	La.-Lafayette	66 70				
				229	A	Georgia St.	70 80	297	A	Ga. Southern	77 74				

Non-Div I Games: Catawba 81 64

Appalachian St.

■ Loss, 
 ■ Non-Conf, S Site, 
 ■ Home 
 ■ Away 
 N Neutral

Average RPI Win:	214	WON-LOST	WINNING	LAST 10	STRENGTH OF	OPP. STRENGTH	TEAM	ADJ.	CONF.	ADJ CONF.
Average RPI Loss:	82	RECORD	PCT. RANK	GAMES	SCHEDULE	OF SCHEDULE	RPI	RPI	RPI	RPI
DIV. I ONLY	10- 20	260	2- 8	61	68	215	215	5	5	
DIV. I NON-CONF.	7- 4	107	0- 0	189	337	146	146	5	5	
TOTALS	RPI 1-25	RPI 26-50	W-L RECORDS	RPI 51-100	RPI 101-150	RPI 150+				
10- 20	1- 7	0- 1	OVERALL	0- 6	1- 4	8- 2				
8- 7	1- 3	0- 1	HOME	0- 2	1- 1	6- 0				
2- 11	0- 0	0- 0	AWAY	0- 1	0- 0	2- 0				
0- 2	0- 0	0- 0	NEUTRAL	0- 1	0- 1	0- 0				
7- 4	0- 0	0- 0	NON-CONFERENCE	0- 0	1- 4	6- 0				
5- 1	0- 0	0- 0	HOME	0- 0	1- 1	4- 0				
2- 2	0- 0	0- 0	AWAY	0- 0	0- 2	2- 0				
0- 1	0- 0	0- 0	NEUTRAL	0- 0	0- 1	0- 0				
3- 16	1- 7	0- 1	CONFERENCE	0- 6	0- 0	2- 2				
3- 6	1- 3	0- 1	HOME	0- 2	0- 0	2- 0				
0- 9	0- 4	0- 0	AWAY	0- 3	0- 0	0- 2				
0- 1	0- 0	0- 0	NEUTRAL	0- 1	0- 0	0- 0				

RPI S	Opponent	Score	RPI S	Opponent	Score	RPI S	Opponent	Score	RPI S	Opponent	Score	Team's RPI: 215
15	A Arizona St.	54 71	31	H Washington	69 79	70	H Washington St.	70 81	121	N Toledo	54 69	
15	H Arizona St.	41 88				93	A UCLA	41 75	125	H Bakersfield	72 76	
18	A Stanford	47 77				93	N UCLA	62 80	127	A Stephen F. Austin	60 72	
18	H Stanford	60 57				96	A Southern California	51 77	134	H UT Martin	61 56	
19	A Oregon St.	48 73				99	A Colorado	69 81	137	A Texas Tech	54 57	
19	H Oregon St.	55 73				99	H Colorado	51 66	177	H UAB	49 44	
23	A California	56 68							179	A Oregon	61 75	
23	H California	46 65							179	H Oregon	81 78	
									186	A Wake Forest	72 69	
									231	H Southern U.	56 45	
									237	A Utah	48 62	
									237	H Utah	64 41	
									312	H Grambling	65 51	
									328	H UC Santa Barbara	61 34	
									333	A FIU	65 58	
LAST 12 Division I GAMES:												
			93	N UCLA	62 80	179	A Oregon	61 75				
			237	H Utah	64 41	18	H Stanford	60 57				
			99	H Colorado	51 66	23	H California	46 65				
			93	A UCLA	41 75	99	A Colorado	69 81				
			96	A Southern California	51 77	237	A Utah	48 62				
			19	A Oregon St.	48 73	179	H Oregon	81 78				

Non-Div I Games:

Arizona

■ Loss, 
■ Non-Conf, S Site, 
■ Home 
■ Away 
N Neutral

Average RPI Win: 121		WON-LOST	WINNING	LAST 10	STRENGTH OF	OPP. STRENGTH	TEAM	ADJ.	CONF.	ADJ CONF.
Average RPI Loss: 21		RECORD	PCT. RANK	GAMES	SCHEDULE	OF SCHEDULE	RPI	RPI	RPI	RPI
DIV. I ONLY		27- 5	20	7- 3	33	30	15	15	5	5
DIV. I NON-CONF.		11- 1	11	0- 0	69	46	11	11	5	5
TOTALS		RPI 1-25	RPI 26-50		W-L RECORDS		RPI 51-100	RPI 101-150	RPI 150+	
27- 5	3- 4	2- 1		OVERALL		10- 0	4- 0	8- 0		
14- 2	1- 2	2- 0		HOME		3- 0	4- 0	4- 0		
10- 1	2- 1	0- 0		AWAY		4- 0	0- 0	4- 0		
3- 2	0- 1	0- 1		NEUTRAL		3- 0	0- 0	0- 0		
11- 1	0- 0	1- 1		NON-CONFERENCE		4- 0	4- 0	2- 0		
7- 0	0- 0	1- 0		HOME		1- 0	4- 0	1- 0		
2- 0	0- 0	0- 0		AWAY		1- 0	0- 0	1- 0		
2- 1	0- 0	0- 1		NEUTRAL		2- 0	0- 0	0- 0		
16- 4	3- 4	1- 0		CONFERENCE		6- 0	0- 0	6- 0		
7- 2	1- 2	1- 0		HOME		2- 0	0- 0	3- 0		
8- 1	2- 1	0- 0		AWAY		3- 0	0- 0	3- 0		
1- 1	0- 1	0- 0		NEUTRAL		1- 0	0- 0	0- 0		

RPI	S	Opponent	Score	RPI	S	Opponent	Score	RPI	S	Opponent	Score	RPI	S	Opponent	Score
18	A	Stanford	60 57	26	N	Green Bay	57 63	62	N	Vanderbilt	72 67	107	H	Lehigh	81 61
18	H	Stanford	53 52	31	H	Washington	62 48	66	H	Middle Tenn.	81 67	125	H	Bakersfield	83 54
18	N	Stanford	56 59	34	H	Northwestern	88 75	67	A	Miami (FL)	65 61	126	H	Yale	69 51
19	A	Oregon St.	64 70					70	H	Washington St.	78 64	148	H	UC Davis	72 51
19	H	Oregon St.	57 68					70	N	Washington St.	67 48	179	A	Oregon	72 52
23	A	California	67 52					75	N	Villanova	51 46	179	H	Oregon	70 58
23	H	California	49 50					93	A	UCLA	68 56	215	A	Arizona	88 41
								96	A	Southern California	76 73	215	H	Arizona	71 54
								99	A	Colorado	68 60	237	A	Utah	58 48
								99	H	Colorado	59 46	237	H	Utah	46 42
												254	H	SMU	77 42
												324	A	Illinois St.	89 44
LAST 12 Division I GAMES:															
18	N	Stanford	56 59	179	A	Oregon	72 52								
70	N	Washington St.	67 48	19	A	Oregon St.	64 70								
99	H	Colorado	59 46	23	H	California	49 50								
237	H	Utah	46 42	18	H	Stanford	53 52								
96	A	Southern California	76 73	237	A	Utah	58 48								
93	A	UCLA	68 56	99	A	Colorado	68 60								

Non-Div I Games:

Arizona St.

■ Loss, 
■ Non-Conf, S Site, 
■ Home 
■ Away 
N Neutral

Average RPI Win:	326	WON-LOST	WINNING	LAST 10	STRENGTH OF	OPP. STRENGTH	TEAM	ADJ.	CONF.	ADJ CONF.
Average RPI Loss:	211	RECORD	PCT. RANK	GAMES	SCHEDULE	OF SCHEDULE	RPI	RPI	RPI	RPI
DIV. I ONLY	5- 21	319	3- 7	309	345	337	337	32	32	
DIV. I NON-CONF.	0- 8	339	0- 0	50	105	291	291	31	31	
TOTALS	RPI 1-25	RPI 26-50	W-L RECORDS	RPI 51-100	RPI 101-150	RPI 150+				
5- 21	0- 0	0- 3	OVERALL	0- 1	0- 0	5- 17				
3- 6	0- 0	0- 0	HOME	0- 0	0- 0	3- 6				
2- 15	0- 0	0- 0	AWAY	0- 0	0- 0	2- 1				
0- 0	0- 0	0- 0	NEUTRAL	0- 0	0- 0	0- 0				
0- 8	0- 0	0- 3	NON-CONFERENCE	0- 1	0- 0	0- 4				
0- 0	0- 0	0- 0	HOME	0- 0	0- 0	0- 0				
0- 8	0- 0	0- 3	AWAY	0- 1	0- 0	0- 4				
0- 0	0- 0	0- 0	NEUTRAL	0- 0	0- 0	0- 0				
5- 13	0- 0	0- 0	CONFERENCE	0- 0	0- 0	5- 13				
3- 6	0- 0	0- 0	HOME	0- 0	0- 0	3- 6				
2- 7	0- 0	0- 0	AWAY	0- 0	0- 0	2- 7				
0- 0	0- 0	0- 0	NEUTRAL	0- 0	0- 0	0- 0				

RPI 1-25			RPI 26-50			RPI 51-100			RPI 101+			Team's RPI: 337			
RPI	S	Opponent	Score	RPI	S	Opponent	Score	RPI	S	Opponent	Score				
				29	A	Mississippi St.	26 83	56	A	Iowa St.	56 82	177	A	UAB	56 65
				38	A	Wichita St.	26 55					190	A	Texas Southern	58 73
				45	A	Oklahoma St.	45 90					190	H	Texas Southern	45 74
												191	A	Xavier	52 89
												201	A	Alabama	27 71
												231	A	Southern U.	42 69
												231	H	Southern U.	47 72
												247	A	Prairie View	63 84
												247	H	Prairie View	66 83
												258	A	Cincinnati	57 73
												272	A	Jackson St.	57 49
												272	H	Jackson St.	74 78
												276	A	Alabama St.	54 62
												276	H	Alabama St.	53 64
												312	A	Grambling	56 75
												312	H	Grambling	45 59
												313	A	Alcorn	39 45
												313	H	Alcorn	51 49
												346	A	Alabama A&M	48 72
												346	H	Alabama A&M	70 69
												349	A	Mississippi Val.	63 51
												349	H	Mississippi Val.	65 47
LAST 12 Division I GAMES:															
				349	A	Mississippi Val.	63 51					231	H	Southern U.	47 72
				272	H	Jackson St.	74 78					346	A	Alabama A&M	48 72
				312	H	Grambling	45 59					276	A	Alabama St.	54 62
				247	A	Prairie View	63 84					272	A	Jackson St.	57 49
				190	A	Texas Southern	58 73					312	A	Grambling	56 75
				313	H	Alcorn	51 49					247	H	Prairie View	66 83

Non-Div I Games: Lane 83 54 Philander Smith 76 62 Talladega 66 70

Ark.-Pine Bluff

Loss, Non-Conf, S Site, H Home A Away N Neutral



## Arkansas

Through Games Of March 11, 2015

Average RPI Win:	127	WON-LOST	WINNING	LAST 10	STRENGTH OF	OPP. STRENGTH	TEAM	ADJ.	CONF.	ADJ CONF.
Average RPI Loss:	48	RECORD	PCT. RANK	GAMES	SCHEDULE	OF SCHEDULE	RPI	RPI	RPI	RPI
DIV. I ONLY	17- 13	125	5- 5	7	49	44	44	2	2	
DIV. I NON-CONF.	10- 2	31	0- 0	15	120	21	21	4	4	
TOTALS	RPI 1-25	RPI 26-50	W-L RECORDS	RPI 51-100	RPI 101-150	RPI 150+				
17- 13	2- 4	0- 5	OVERALL	5- 2	3- 1	7- 1				
9- 6	1- 3	0- 3	HOME	2- 0	1- 0	5- 0				
5- 6	0- 0	0- 2	AWAY	1- 2	2- 1	2- 1				
3- 1	1- 1	0- 0	NEUTRAL	2- 0	0- 0	0- 0				
10- 2	2- 0	0- 2	NON-CONFERENCE	2- 0	2- 0	4- 0				
5- 2	1- 0	0- 2	HOME	0- 0	0- 0	4- 0				
3- 0	0- 0	0- 0	AWAY	1- 0	2- 0	0- 0				
2- 0	1- 0	0- 0	NEUTRAL	1- 0	0- 0	0- 0				
7- 11	0- 4	0- 3	CONFERENCE	3- 2	1- 1	3- 1				
4- 4	0- 3	0- 1	HOME	2- 0	1- 0	1- 0				
2- 6	0- 0	0- 2	AWAY	0- 2	0- 1	2- 1				
1- 1	0- 1	0- 0	NEUTRAL	1- 0	0- 0	0- 0				

RPI 1-25				RPI 26-50				Team's RPI: 44				RPI 51-100				RPI 101+			
RPI	S	Opponent	Score	RPI	S	Opponent	Score	RPI	S	Opponent	Score	RPI	S	Opponent	Score	RPI	S	Opponent	Score
2	H	Tennessee	51 60	29	A	Mississippi St.	57 72	58	H	LSU	63 41	103	A	Missouri	41 57				
3	H	South Carolina	56 73	33	A	Texas A&M	55 59	59	H	Georgia	54 48	103	H	Missouri	73 55				
3	N	South Carolina	36 58	33	H	Texas A&M	50 52	62	A	Vanderbilt	53 55	115	A	Tulsa	64 53				
8	H	Kentucky	51 56	42	H	Rutgers	52 64	66	A	Middle Tenn.	58 51	123	A	Missouri St.	59 50				
9	N	Iowa	77 67	46	H	South Dakota St.	75 80	91	N	Richmond	74 55	151	A	Auburn	54 36				
22	H	Oklahoma	71 64					100	A	Ole Miss	57 71	151	H	Auburn	52 47				
								100	N	Ole Miss	72 61	153	H	Savannah St.	75 46				
												161	A	Florida	58 72				
												201	A	Alabama	53 42				
												210	H	Nicholls St.	63 52				
												227	H	Northwestern St.	78 30				
												312	H	Grambling	77 35				
LAST 12 Division I GAMES:																			
		3 N South Carolina	36 58			151 A Auburn	54 36												
		100 N Ole Miss	72 61			33 A Texas A&M	55 59												
		103 A Missouri	41 57			59 H Georgia	54 48												
		8 H Kentucky	51 56			201 A Alabama	53 42												
		58 H LSU	63 41			151 H Auburn	52 47												
		3 H South Carolina	56 73			161 A Florida	58 72												

Non-Div I Games:

Arkansas

■ Loss, 
 ■ Non-Conf, S Site, 
 ■ Home 
 ■ Away 
 N Neutral

Average RPI Win:	192	WON-LOST	WINNING	LAST 10	STRENGTH OF	OPP. STRENGTH	TEAM	ADJ.	CONF.	ADJ CONF.
Average RPI Loss:	85	RECORD	PCT. RANK	GAMES	SCHEDULE	OF SCHEDULE	RPI	RPI	RPI	RPI
DIV. I ONLY	21- 9	59	8- 2	103	112	47	47	13	13	
DIV. I NON-CONF.	4- 5	188	0- 0	20	28	73	73	13	13	
TOTALS	RPI 1-25	RPI 26-50	W-L RECORDS	RPI 51-100	RPI 101-150	RPI 150+				
21- 9	1- 1	1- 3	OVERALL	0- 1	5- 3	14- 1				
12- 1	1- 1	1- 0	HOME	0- 0	3- 0	7- 0				
8- 8	0- 0	0- 3	AWAY	0- 1	2- 3	6- 1				
1- 0	0- 0	0- 0	NEUTRAL	0- 0	0- 0	1- 0				
4- 5	1- 1	0- 2	NON-CONFERENCE	0- 1	1- 1	2- 0				
2- 1	1- 1	0- 0	HOME	0- 0	0- 0	1- 0				
2- 4	0- 0	0- 2	AWAY	0- 1	1- 1	1- 0				
0- 0	0- 0	0- 0	NEUTRAL	0- 0	0- 0	0- 0				
17- 4	0- 0	1- 1	CONFERENCE	0- 0	4- 2	12- 1				
10- 0	0- 0	1- 0	HOME	0- 0	3- 0	6- 0				
6- 4	0- 0	0- 1	AWAY	0- 0	1- 2	5- 1				
1- 0	0- 0	0- 0	NEUTRAL	0- 0	0- 0	1- 0				

RPI 1-25				RPI 26-50				Team's RPI: 47				RPI 51-100				RPI 101+			
RPI	S	Opponent	Score	RPI	S	Opponent	Score	RPI	S	Opponent	Score	RPI	S	Opponent	Score	RPI	S	Opponent	Score
16	H	FGCU	68 74	27	A	Ohio St.	52 67	99	A	Colorado	69 80	105	A	Kansas	48 62				
20	H	Chattanooga	57 52	29	A	Mississippi St.	83 93					112	A	Troy	82 76				
				32	A	UALR	61 63					112	H	Troy	91 72				
				32	H	UALR	70 69					123	A	Missouri St.	78 62				
												140	A	Texas St.	74 83				
												140	H	Texas St.	68 48				
												142	A	La.-Lafayette	57 69				
												142	H	La.-Lafayette	87 65				
												163	A	Texas-Arlington	80 77				
												163	H	Texas-Arlington	67 62				
												173	A	Appalachian St.	69 70				
												173	H	Appalachian St.	89 75				
												173	N	Appalachian St.	67 52				
												219	A	La.-Monroe	77 57				
												219	H	La.-Monroe	69 61				
												229	A	Georgia St.	61 47				
												229	H	Georgia St.	76 65				
												272	H	Jackson St.	92 60				
												285	A	Kent St.	59 44				
												297	A	Ga. Southern	81 73				
												297	H	Ga. Southern	86 63				
												318	A	South Ala.	62 50				
												318	H	South Ala.	70 60				
LAST 12 Division I GAMES:																			
173	N	Appalachian St.	67 52	32	A	UALR	61 63												
142	H	La.-Lafayette	87 65	297	A	Ga. Southern	81 73												
318	H	South Ala.	70 60	112	H	Troy	91 72												
140	A	Texas St.	74 83	229	A	Georgia St.	61 47												
163	H	Texas-Arlington	67 62	32	H	UALR	70 69												
219	H	La.-Monroe	69 61	112	A	Troy	82 76												

Non-Div I Games: Christian Bros. 79 39

Arkansas St.

■ Loss, 
 ■ Non-Conf, S Site, 
 ■ Home 
 ■ Away 
 N Neutral

Average RPI Win: <b>232</b>	WON-LOST	WINNING	LAST 10	STRENGTH OF	OPP. STRENGTH	TEAM	ADJ.	CONF.	ADJ CONF.
Average RPI Loss: <b>143</b>	RECORD	PCT. RANK	GAMES	SCHEDULE	OF SCHEDULE	RPI	RPI	RPI	RPI
DIV. I ONLY	22- 7	33	8- 2	295	236	98	98	18	18
DIV. I NON-CONF.	7- 2	47	0- 0	339	303	127	127	20	20
TOTALS	RPI 1-25	RPI 26-50	W-L RECORDS	RPI 51-100	RPI 101-150	RPI 150+			
22- 7	0- 1	0- 0	OVERALL	1- 1	1- 2	20- 3			
12- 2	0- 0	0- 0	HOME	1- 0	1- 1	10- 1			
10- 5	0- 1	0- 0	AWAY	0- 1	0- 1	10- 2			
0- 0	0- 0	0- 0	NEUTRAL	0- 0	0- 0	0- 0			
7- 2	0- 1	0- 0	NON-CONFERENCE	0- 0	0- 0	7- 1			
3- 0	0- 0	0- 0	HOME	0- 0	0- 0	3- 0			
4- 2	0- 1	0- 0	AWAY	0- 0	0- 0	4- 1			
0- 0	0- 0	0- 0	NEUTRAL	0- 0	0- 0	0- 0			
15- 5	0- 0	0- 0	CONFERENCE	1- 1	1- 2	13- 2			
9- 2	0- 0	0- 0	HOME	1- 0	1- 1	7- 1			
6- 3	0- 0	0- 0	AWAY	0- 1	0- 1	6- 1			
0- 0	0- 0	0- 0	NEUTRAL	0- 0	0- 0	0- 0			

RPI 1-25				RPI 26-50				RPI 51-100				RPI 101+			
RPI	S	Opponent	Score	RPI	S	Opponent	Score	RPI	S	Opponent	Score	RPI	S	Opponent	Score
24	A	Quinnipiac	64 79					51	A	American	42 45	107	A	Lehigh	51 63
								51	H	American	68 60	107	H	Lehigh	57 76
												107	H	Lehigh	66 62
												160	A	Bucknell	50 46
												160	H	Bucknell	67 45
												165	A	Central Conn. St.	74 60
												185	A	Holy Cross	53 51
												185	H	Holy Cross	67 53
												189	H	Stony Brook	68 59
												196	A	Navy	58 46
												196	H	Navy	50 53
												213	A	Lafayette	60 71
												213	H	Lafayette	57 41
												230	A	Pepperdine	56 44
												252	H	St. Francis Brooklyn	61 55
												264	A	Colgate	64 62
												264	H	Colgate	48 45
												264	H	Colgate	48 47
												286	A	Loyola Maryland	62 53
												286	H	Loyola Maryland	55 44
												301	A	Fairleigh Dickinson	48 56
												322	A	Boston U.	65 40
												322	H	Boston U.	64 50
												323	A	Manhattan	81 49
												328	A	UC Santa Barbara	61 39
												345	H	Air Force	79 35
LAST 12 Division I GAMES:															
107	H	Lehigh	57 76	160	A	Bucknell	50 46								
264	H	Colgate	48 45	185	A	Holy Cross	53 51								
213	H	Lafayette	57 41	196	A	Navy	58 46								
322	H	Boston U.	64 50	107	H	Lehigh	66 62								
51	A	American	42 45	286	A	Loyola Maryland	62 53								
264	H	Colgate	48 47	322	A	Boston U.	65 40								

Non-Div I Games: St. Thomas Aquinas 70 45

Army

■ Loss, 
 ■ Non-Conf, S Site, 
 ■ Home 
 ■ Away 
 N Neutral

Average RPI Win: <b>188</b>	WON-LOST	WINNING	LAST 10	STRENGTH OF	OPP. STRENGTH	TEAM	ADJ.	CONF.	ADJ CONF.
Average RPI Loss: <b>77</b>	RECORD	PCT. RANK	GAMES	SCHEDULE	OF SCHEDULE	RPI	RPI	RPI	RPI
DIV. I ONLY	13- 18	229	4- 6	55	58	151	151	2	2
DIV. I NON-CONF.	9- 4	84	0- 0	200	236	99	99	4	4
TOTALS	RPI 1-25	RPI 26-50	W-L RECORDS	RPI 51-100	RPI 101-150	RPI 150+			
13- 18	1- 3	0- 5	OVERALL	2- 4	1- 3	9- 3			
8- 7	1- 1	0- 2	HOME	0- 3	1- 0	6- 1			
3- 9	0- 2	0- 2	AWAY	2- 1	0- 2	1- 2			
2- 2	0- 0	0- 1	NEUTRAL	0- 0	0- 1	2- 0			
9- 4	1- 0	0- 0	NON-CONFERENCE	0- 1	1- 2	7- 1			
7- 0	1- 0	0- 0	HOME	0- 0	1- 0	5- 0			
1- 3	0- 0	0- 0	AWAY	0- 1	0- 1	1- 1			
1- 1	0- 0	0- 0	NEUTRAL	0- 0	0- 1	1- 0			
4- 14	0- 3	0- 5	CONFERENCE	2- 3	0- 1	2- 2			
1- 7	0- 1	0- 2	HOME	0- 3	0- 0	1- 1			
2- 6	0- 2	0- 2	AWAY	2- 0	0- 1	0- 1			
1- 1	0- 0	0- 1	NEUTRAL	0- 0	0- 0	1- 0			

RPI 1-25				RPI 26-50				RPI 51-100				RPI 101+ Team's RPI: 151			
RPI	S	Opponent	Score	RPI	S	Opponent	Score	RPI	S	Opponent	Score	RPI	S	Opponent	Score
2	H	Tennessee	42 <b>54</b>	29	H	Mississippi St.	48 <b>59</b>	58	H	LSU	49 <b>60</b>	103	A	Missouri	49 <b>59</b>
3	A	South Carolina	58 <b>77</b>	33	A	Texas A&M	45 <b>78</b>	59	A	Georgia	44 26	109	A	Virginia	51 <b>66</b>
8	A	Kentucky	57 <b>78</b>	33	N	Texas A&M	47 <b>57</b>	59	H	Georgia	52 <b>57</b>	112	H	Troy	71 54
16	H	FGCU	72 69	44	A	Arkansas	47 <b>52</b>	62	A	Vanderbilt	70 58	113	N	Hampton	42 <b>44</b>
				44	H	Arkansas	36 <b>54</b>	85	A	St. John's (NY)	49 <b>56</b>	153	H	Savannah St.	62 56
								100	H	Ole Miss	46 <b>51</b>	161	H	Florida	50 <b>63</b>
												161	N	Florida	71 49
												197	A	Winthrop	54 <b>56</b>
												201	A	Alabama	50 <b>51</b>
												201	H	Alabama	80 73
												205	H	Samford	64 41
												248	H	Marquette	79 53
												254	N	SMU	56 43
												312	H	Grambling	92 42
												332	H	Southeastern La.	72 44
												333	A	FIU	81 44
LAST 12 Division I GAMES:															
		33 N Texas A&M	47 <b>57</b>			44 H Arkansas	36 <b>54</b>								
		161 N Florida	71 49			103 A Missouri	49 <b>59</b>								
		201 H Alabama	80 73			58 H LSU	49 <b>60</b>								
		62 A Vanderbilt	70 58			33 A Texas A&M	45 <b>78</b>								
		59 A Georgia	44 26			44 A Arkansas	47 <b>52</b>								
		100 H Ole Miss	46 <b>51</b>			29 H Mississippi St.	48 <b>59</b>								

Non-Div I Games:

Auburn

■ Loss, 
■ Non-Conf, S Site, 
■ Home 
■ Away 
N Neutral

Average RPI Win:	259	WON-LOST	WINNING	LAST 10	STRENGTH OF	OPP. STRENGTH	TEAM	ADJ.	CONF.	ADJ CONF.
Average RPI Loss:	177	RECORD	PCT. RANK	GAMES	SCHEDULE	OF SCHEDULE	RPI	RPI	RPI	RPI
DIV. I ONLY	9- 20	273	3- 7	172	311	261	261	26	26	
DIV. I NON-CONF.	2- 10	311	0- 0	37	256	236	236	26	26	
TOTALS	RPI 1-25	RPI 26-50	W-L RECORDS	RPI 51-100	RPI 101-150	RPI 150+				
9- 20	0- 1	0- 1	OVERALL	0- 3	1- 2	8- 13				
4- 8	0- 0	0- 1	HOME	0- 1	0- 1	4- 5				
4- 10	0- 1	0- 0	AWAY	0- 2	0- 1	4- 6				
1- 2	0- 0	0- 0	NEUTRAL	0- 0	1- 0	0- 2				
2- 10	0- 1	0- 1	NON-CONFERENCE	0- 3	1- 0	1- 5				
1- 3	0- 0	0- 1	HOME	0- 1	0- 0	1- 1				
0- 6	0- 1	0- 0	AWAY	0- 2	0- 0	0- 3				
1- 1	0- 0	0- 0	NEUTRAL	0- 0	1- 0	0- 1				
7- 10	0- 0	0- 0	CONFERENCE	0- 0	0- 2	7- 8				
3- 5	0- 0	0- 0	HOME	0- 0	0- 1	3- 4				
4- 4	0- 0	0- 0	AWAY	0- 0	0- 1	4- 3				
0- 1	0- 0	0- 0	NEUTRAL	0- 0	0- 0	0- 1				

RPI 1-25				RPI 26-50				RPI 51-100				RPI 101+ Team's RPI: 261			
RPI	S	Opponent	Score	RPI	S	Opponent	Score	RPI	S	Opponent	Score	RPI	S	Opponent	Score
20	A	Chattanooga	65 76	30	H	Western Ky.	68 91	88	H	Wright St.	73 85	134	A	UT Martin	63 91
								94	A	Southern Miss.	71 80	134	H	UT Martin	61 71
								97	A	Montana	62 83	150	N	Saint Louis	86 81
												155	H	Tennessee St.	78 81
												157	N	Oral Roberts	60 73
												164	H	Southern Ill.	65 75
												171	H	Belmont	72 59
												176	A	SIUE	67 87
												176	H	SIUE	62 77
												176	N	SIUE	69 72
												188	A	Memphis	60 65
												207	A	Jacksonville St.	57 54
												245	H	Morehead St.	72 82
												249	A	Central Ark.	54 63
												251	A	Evansville	68 72
												274	H	Grand Canyon	84 77
												289	A	Eastern Ky.	81 71
												302	A	Eastern Ill.	66 63
												302	H	Eastern Ill.	83 72
												317	A	Southeast Mo. St.	72 67
												317	H	Southeast Mo. St.	70 62
												331	A	Murray St.	67 72
												331	H	Murray St.	84 98
												335	A	Tennessee Tech	71 75
LAST 12 Division I GAMES:															
176	N	SIUE	69 72	331	H	Murray St.	84 98								
317	A	Southeast Mo. St.	72 67	134	H	UT Martin	61 71								
331	A	Murray St.	67 72	317	H	Southeast Mo. St.	70 62								
176	H	SIUE	62 77	176	A	SIUE	67 87								
134	A	UT Martin	63 91	302	A	Eastern Ill.	66 63								
302	H	Eastern Ill.	83 72	245	H	Morehead St.	72 82								

Non-Div I Games: Brescia 99 63

Austin Peay

■ Loss, 
 ■ Non-Conf, S Site, 
 ■ Home 
 ■ Away 
 N Neutral

Average RPI Win:	190	WON-LOST	WINNING	LAST 10	STRENGTH OF	OPP. STRENGTH	TEAM	ADJ.	CONF.	ADJ CONF.
Average RPI Loss:	52	RECORD	PCT. RANK	GAMES	SCHEDULE	OF SCHEDULE	RPI	RPI	RPI	RPI
DIV. I ONLY	22- 9	55	5- 4	83	100	49	49	9	9	
DIV. I NON-CONF.	7- 3	83	0- 0	146	145	83	83	7	7	
TOTALS	RPI 1-25	RPI 26-50	W-L RECORDS	RPI 51-100	RPI 101-150	RPI 150+				
22- 9	0- 1	1- 3	OVERALL	4- 5	4- 0	13- 0				
10- 3	0- 0	0- 1	HOME	2- 2	1- 0	7- 0				
7- 5	0- 0	0- 2	AWAY	0- 3	1- 0	6- 0				
5- 1	0- 1	1- 0	NEUTRAL	2- 0	2- 0	0- 0				
7- 3	0- 1	0- 1	NON-CONFERENCE	1- 1	1- 0	5- 0				
3- 1	0- 0	0- 0	HOME	0- 1	0- 0	3- 0				
2- 1	0- 0	0- 1	AWAY	0- 0	0- 0	2- 0				
2- 1	0- 1	0- 0	NEUTRAL	1- 0	1- 0	0- 0				
15- 6	0- 0	1- 2	CONFERENCE	3- 4	3- 0	8- 0				
7- 2	0- 0	0- 1	HOME	2- 1	1- 0	4- 0				
5- 4	0- 0	0- 1	AWAY	0- 3	1- 0	4- 0				
3- 0	0- 0	1- 0	NEUTRAL	1- 0	1- 0	0- 0				

RPI 1-25			RPI 26-50			Team's RPI: 49	RPI 51-100			RPI 101+		
RPI	S	Opponent	Score	RPI	S	Opponent	Score	RPI	S	Opponent	Score	RPI
19	N	Oregon St.	61 71	40	A	Gonzaga	62 78	55	A	San Diego	59 69	135
				40	H	Gonzaga	66 73	55	H	San Diego	54 50	135
				40	N	Gonzaga	61 55	60	A	St. Mary's (CA)	71 76	135
				46	A	South Dakota St.	65 75	60	H	St. Mary's (CA)	51 61	146
								60	N	St. Mary's (CA)	65 64	224
								61	A	Pacific	82 86	224
								61	H	Pacific	89 72	230
								83	H	CSUN	54 63	230
								84	N	Colorado St.	69 58	230
												233
												237
												260
												270
												270
												277
												287
												292
												292
LAST 12 Division I GAMES:												
135	N	San Francisco	76 65	61	A	Pacific	82 86					
40	N	Gonzaga	61 55	60	A	St. Mary's (CA)	71 76					
60	N	St. Mary's (CA)	65 64	270	H	Loyola Marymount	74 59					
40	H	Gonzaga	66 73	230	H	Pepperdine	77 58					
292	H	Portland	65 63	224	A	Santa Clara	58 56					
55	A	San Diego	59 69	135	A	San Francisco	68 63					

Non-Div I Games: BYU-Hawaii 73 52

BYU

■ Loss, 
 ■ Non-Conf, S Site, 
 ■ Home 
 ■ Away 
 N Neutral

Bakersfield

Through Games Of March 11, 2015

Average RPI Win:	262	WON-LOST	WINNING	LAST 10	STRENGTH OF	OPP. STRENGTH	TEAM	ADJ.	CONF.	ADJ CONF.
Average RPI Loss:	166	RECORD	PCT. RANK	GAMES	SCHEDULE	OF SCHEDULE	RPI	RPI	RPI	RPI
DIV. I ONLY	22- 7	33	9- 1	340	275	125	125	30	30	
DIV. I NON-CONF.	10- 4	80	0- 0	294	140	112	112	30	30	
TOTALS	RPI 1-25	RPI 26-50	W-L RECORDS	RPI 51-100	RPI 101-150	RPI 150+				
22- 7	0- 1	0- 1	OVERALL	2- 0	2- 1	18- 4				
15- 0	0- 0	0- 0	HOME	2- 0	2- 0	11- 0				
6- 7	0- 1	0- 1	AWAY	0- 0	0- 1	6- 4				
1- 0	0- 0	0- 0	NEUTRAL	0- 0	0- 0	1- 0				
10- 4	0- 1	0- 1	NON-CONFERENCE	2- 0	1- 0	7- 2				
8- 0	0- 0	0- 0	HOME	2- 0	1- 0	5- 0				
2- 4	0- 1	0- 1	AWAY	0- 0	0- 0	2- 2				
0- 0	0- 0	0- 0	NEUTRAL	0- 0	0- 0	0- 0				
12- 3	0- 0	0- 0	CONFERENCE	0- 0	1- 1	11- 2				
7- 0	0- 0	0- 0	HOME	0- 0	1- 0	6- 0				
4- 3	0- 0	0- 0	AWAY	0- 0	0- 1	4- 2				
1- 0	0- 0	0- 0	NEUTRAL	0- 0	0- 0	1- 0				

RPI 1-25				RPI 26-50				RPI 51-100				RPI 101+ Team's RPI: 125			
RPI	S	Opponent	Score	RPI	S	Opponent	Score	RPI	S	Opponent	Score	RPI	S	Opponent	Score
15	A	Arizona St.	54 83	35	A	Nebraska	45 54	54	H	Fresno St.	80 60	132	A	New Mexico St.	78 90
								72	H	Hawaii	78 69	132	H	New Mexico St.	82 78
												143	H	UC Riverside	66 65
												154	A	Cal Poly	66 71
												204	A	Tex.-Pan American	60 77
												204	H	Tex.-Pan American	87 72
												215	A	Arizona	76 72
												233	H	UNLV	74 71
												273	A	UC Irvine	68 65
												273	H	UC Irvine	80 70
												274	A	Grand Canyon	65 60
												274	H	Grand Canyon	90 67
												294	A	Omaha	68 80
												300	A	Seattle	69 62
												300	H	Seattle	73 61
												310	H	LIU Brooklyn	84 53
												328	H	UC Santa Barbara	74 64
												329	A	Utah Valley	58 70
												329	H	Utah Valley	78 54
												342	A	UMKC	78 76
												342	H	UMKC	70 67
												343	A	Chicago St.	83 57
												343	H	Chicago St.	83 58
												343	N	Chicago St.	77 53
												345	H	Air Force	96 56
LAST 12 Division I GAMES:															
				343	N	Chicago St.	77 53					204	H	Tex.-Pan American	87 72
				329	H	Utah Valley	78 54					274	A	Grand Canyon	65 60
				300	H	Seattle	73 61					329	A	Utah Valley	58 70
				342	A	UMKC	78 76					300	A	Seattle	69 62
				343	A	Chicago St.	83 57					343	H	Chicago St.	83 58
				132	H	New Mexico St.	82 78					343	N	Chicago St.	77 53
												345	H	Air Force	96 56

Non-Div I Games: Fresno Pacific 82 60

Bakersfield

Loss, Non-Conf, S Site, H Home A Away N Neutral

Average RPI Win:	207	WON-LOST	WINNING	LAST 10	STRENGTH OF	OPP. STRENGTH	TEAM	ADJ.	CONF.	ADJ CONF.
Average RPI Loss:	100	RECORD	PCT. RANK	GAMES	SCHEDULE	OF SCHEDULE	RPI	RPI	RPI	RPI
DIV. I ONLY	17- 12	117	7- 3	163	122	119	119	15	15	
DIV. I NON-CONF.	4- 7	221	0- 0	150	34	225	225	17	17	
TOTALS	RPI 1-25	RPI 26-50	W-L RECORDS	RPI 51-100	RPI 101-150	RPI 150+				
17- 12	0- 1	0- 3	OVERALL	2- 2	3- 5	12- 1				
10- 5	0- 0	0- 1	HOME	1- 1	1- 2	8- 1				
7- 7	0- 1	0- 2	AWAY	1- 1	2- 3	4- 0				
0- 0	0- 0	0- 0	NEUTRAL	0- 0	0- 0	0- 0				
4- 7	0- 1	0- 3	NON-CONFERENCE	0- 0	0- 3	4- 0				
4- 2	0- 0	0- 1	HOME	0- 0	0- 1	4- 0				
0- 5	0- 1	0- 2	AWAY	0- 0	0- 2	0- 0				
0- 0	0- 0	0- 0	NEUTRAL	0- 0	0- 0	0- 0				
13- 5	0- 0	0- 0	CONFERENCE	2- 2	3- 2	8- 1				
6- 3	0- 0	0- 0	HOME	1- 1	1- 1	4- 1				
7- 2	0- 0	0- 0	AWAY	1- 1	2- 1	4- 0				
0- 0	0- 0	0- 0	NEUTRAL	0- 0	0- 0	0- 0				

RPI 1-25				RPI 26-50				RPI 51-100				RPI 101+ Team's RPI: 119			
RPI	S	Opponent	Score	RPI	S	Opponent	Score	RPI	S	Opponent	Score	RPI	S	Opponent	Score
7	A	Louisville	56 69	30	A	Western Ky.	59 84	57	H	Ohio	53 60	111	A	Eastern Mich.	72 62
				41	A	Pittsburgh	47 59	81	A	Akron	77 73	111	H	Eastern Mich.	41 56
				48	H	Duquesne	62 82	90	A	Western Mich.	50 51	121	A	Toledo	69 61
								90	H	Western Mich.	54 36	121	H	Toledo	71 55
												133	H	Purdue	60 66
												139	A	Buffalo	43 53
												146	A	Butler	41 48
												150	A	Saint Louis	68 73
												158	H	Charlotte	76 66
												174	A	Central Mich.	85 69
												174	H	Central Mich.	73 64
												235	H	Oakland	75 50
												250	A	Northern Ill.	51 50
												250	H	Northern Ill.	62 65
												251	H	Evansville	76 70
												275	A	Miami (OH)	72 55
												275	H	Miami (OH)	72 41
												285	H	Kent St.	85 47
												291	A	Bowling Green	62 50
												291	H	Bowling Green	77 52
												331	H	Murray St.	85 59
LAST 12 Division I GAMES:															
121	H	Toledo	71 55	291	H	Bowling Green	77 52								
174	A	Central Mich.	85 69	111	A	Eastern Mich.	72 62								
90	A	Western Mich.	50 51	121	A	Toledo	69 61								
111	H	Eastern Mich.	41 56	250	H	Northern Ill.	62 65								
250	A	Northern Ill.	51 50	275	A	Miami (OH)	72 55								
174	H	Central Mich.	73 64	57	H	Ohio	53 60								

Non-Div I Games:

Ball St.

■ Loss, 
 ■ Non-Conf, S Site, 
 ■ Home 
 ■ Away 
 N Neutral



Through Games Of March 11, 2013										
Average RPI Win:	95	WON-LOST	WINNING	LAST 10	STRENGTH OF	OPP. STRENGTH	TEAM	ADJ.	CONF.	ADJ CONF.
Average RPI Loss:	29	RECORD	PCT. RANK	GAMES	SCHEDULE	OF SCHEDULE	RPI	RPI	RPI	RPI
DIV. I ONLY	30- 3	8	8- 2	10	16	4	4	1	1	
DIV. I NON-CONF.	11- 1	11	0- 0	43	93	7	7	1	1	
-----										
TOTALS	RPI 1-25	RPI 26-50		W-L RECORDS		RPI 51-100	RPI 101-150	RPI 150+		
30- 3	4- 2	5- 0		OVERALL		10- 1	6- 0	5- 0		
17- 0	2- 0	2- 0		HOME		4- 0	4- 0	5- 0		
8- 3	1- 2	1- 0		AWAY		4- 1	2- 0	0- 0		
5- 0	1- 0	2- 0		NEUTRAL		2- 0	0- 0	0- 0		
11- 1	0- 1	2- 0		NON-CONFERENCE		2- 0	2- 0	5- 0		
8- 0	0- 0	1- 0		HOME		0- 0	2- 0	5- 0		
1- 1	0- 1	0- 0		AWAY		1- 0	0- 0	0- 0		
2- 0	0- 0	1- 0		NEUTRAL		1- 0	0- 0	0- 0		
19- 2	4- 1	3- 0		CONFERENCE		8- 1	4- 0	0- 0		
9- 0	2- 0	1- 0		HOME		4- 0	2- 0	0- 0		
7- 2	1- 1	1- 0		AWAY		3- 1	2- 0	0- 0		
3- 0	1- 0	1- 0		NEUTRAL		1- 0	0- 0	0- 0		

RPI	S	Opponent	Score	RPI	S	Opponent	Score	RPI	S	Opponent	Score	RPI	S	Opponent	Score
8	A	Kentucky	64 74	36	N	Syracuse	74 72	56	A	Iowa St.	71 76	105	A	Kansas	71 63
21	A	Texas	70 68	45	A	Oklahoma St.	69 52	56	H	Iowa St.	79 47	105	H	Kansas	66 58
21	H	Texas	75 58	45	H	Oklahoma St.	61 45	65	A	Kansas St.	74 44	117	H	Marist	90 60
21	N	Texas	75 64	45	N	Oklahoma St.	69 52	65	H	Kansas St.	68 46	127	H	Stephen F. Austin	96 57
22	A	Oklahoma	64 68	50	H	Stetson	96 42	65	N	Kansas St.	82 70	137	A	Texas Tech	67 60
22	H	Oklahoma	89 66					74	A	TCU	89 67	137	H	Texas Tech	75 65
								74	H	TCU	91 75	157	H	Oral Roberts	101 60
								76	A	West Virginia	66 62	193	H	Idaho	88 70
								76	H	West Virginia	79 51	204	H	Tex.-Pan American	96 42
								77	N	Michigan St.	84 65	247	H	Prairie View	108 64
								100	A	Ole Miss	96 54	277	H	Utah St.	99 43
LAST 12 Division I GAMES:															
21	N	Texas	75 64	74	H	TCU	91 75								
45	N	Oklahoma St.	69 52	137	A	Texas Tech	67 60								
65	N	Kansas St.	82 70	76	H	West Virginia	79 51								
137	H	Texas Tech	75 65	22	H	Oklahoma	89 66								
56	A	Iowa St.	71 76	21	A	Texas	70 68								
22	A	Oklahoma	64 68	45	A	Oklahoma St.	69 52								

Non-Div I Games:

Baylor

  Loss, 
   Non-Conf, S Site, 
   Home 
   Away 
 N Neutral

Average RPI Win:	262	WON-LOST	WINNING	LAST 10	STRENGTH OF	OPP. STRENGTH	TEAM	ADJ.	CONF.	ADJ CONF.
Average RPI Loss:	129	RECORD	PCT. RANK	GAMES	SCHEDULE	OF SCHEDULE	RPI	RPI	RPI	RPI
DIV. I ONLY	14- 16	197	7- 3	142	255	171	171	26	26	
DIV. I NON-CONF.	3- 9	281	0- 0	58	22	166	166	26	26	
TOTALS	RPI 1-25	RPI 26-50	W-L RECORDS	RPI 51-100	RPI 101-150	RPI 150+				
14- 16	0- 3	0- 1	OVERALL	0- 3	0- 3	14- 6				
6- 5	0- 1	0- 1	HOME	0- 0	0- 1	6- 2				
7- 9	0- 2	0- 0	AWAY	0- 2	0- 1	7- 4				
1- 2	0- 0	0- 0	NEUTRAL	0- 1	0- 1	1- 0				
3- 9	0- 3	0- 1	NON-CONFERENCE	0- 3	0- 1	3- 1				
1- 2	0- 1	0- 1	HOME	0- 0	0- 0	1- 0				
2- 6	0- 2	0- 0	AWAY	0- 2	0- 1	2- 1				
0- 1	0- 0	0- 0	NEUTRAL	0- 1	0- 0	0- 0				
11- 7	0- 0	0- 0	CONFERENCE	0- 0	0- 2	11- 5				
5- 3	0- 0	0- 0	HOME	0- 0	0- 1	5- 2				
5- 3	0- 0	0- 0	AWAY	0- 0	0- 0	5- 3				
1- 1	0- 0	0- 0	NEUTRAL	0- 0	0- 1	1- 0				

RPI 1-25				RPI 26-50				RPI 51-100				RPI 101+ Team's RPI: 171			
RPI	S	Opponent	Score	RPI	S	Opponent	Score	RPI	S	Opponent	Score	RPI	S	Opponent	Score
7	A	Louisville	35 95	30	H	Western Ky.	50 66	59	A	Georgia	43 62	104	A	Cleveland St.	86 89
8	A	Kentucky	55 71					62	A	Vanderbilt	58 65	134	H	UT Martin	68 85
20	H	Chattanooga	48 60					81	N	Akron	58 73	134	N	UT Martin	65 71
												155	A	Tennessee St.	64 62
												155	H	Tennessee St.	53 70
												176	H	SIUE	52 67
												192	A	Mercer	86 83
												207	A	Jacksonville St.	55 52
												207	H	Jacksonville St.	70 66
												207	N	Jacksonville St.	55 45
												245	A	Morehead St.	55 66
												245	H	Morehead St.	57 56
												253	H	Lipscomb	80 60
												261	A	Austin Peay	59 72
												285	A	Kent St.	55 58
												289	A	Eastern Ky.	76 59
												289	H	Eastern Ky.	84 70
												302	A	Eastern Ill.	72 77
												309	A	Denver	72 43
												317	H	Southeast Mo. St.	62 39
												331	A	Murray St.	79 68
												335	A	Tennessee Tech	64 62
												335	H	Tennessee Tech	59 53
LAST 12 Division I GAMES:															
		134	N	UT Martin	65	71				207	A	Jacksonville St.	55	52	
		207	N	Jacksonville St.	55	45				289	A	Eastern Ky.	76	59	
		155	H	Tennessee St.	53	70				245	A	Morehead St.	55	66	
		289	H	Eastern Ky.	84	70				335	H	Tennessee Tech	59	53	
		335	A	Tennessee Tech	64	62				155	A	Tennessee St.	64	62	
		245	H	Morehead St.	57	56				207	H	Jacksonville St.	70	66	

Non-Div I Games: North Ala.

69

72

Belmont

Loss, 
Non-Conf, S Site, 
Home
Away 
N Neutral

Average RPI Win:	311	WON-LOST	WINNING	LAST 10	STRENGTH OF	OPP. STRENGTH	TEAM	ADJ.	CONF.	ADJ CONF.
Average RPI Loss:	165	RECORD	PCT. RANK	GAMES	SCHEDULE	OF SCHEDULE	RPI	RPI	RPI	RPI
DIV. I ONLY	11- 16	238	6- 4	249	338	255	255	31	31	
DIV. I NON-CONF.	1- 9	328	0- 0	21	161	250	250	29	29	
TOTALS	RPI 1-25	RPI 26-50	W-L RECORDS	RPI 51-100	RPI 101-150	RPI 150+				
11- 16	0- 2	0- 1	OVERALL	0- 2	0- 2	11- 9				
5- 7	0- 1	0- 0	HOME	0- 1	0- 1	5- 4				
5- 7	0- 1	0- 1	AWAY	0- 1	0- 0	5- 4				
1- 2	0- 0	0- 0	NEUTRAL	0- 0	0- 1	1- 1				
1- 9	0- 2	0- 1	NON-CONFERENCE	0- 2	0- 1	1- 3				
1- 3	0- 1	0- 0	HOME	0- 1	0- 0	1- 1				
0- 4	0- 1	0- 1	AWAY	0- 1	0- 0	0- 1				
0- 2	0- 0	0- 0	NEUTRAL	0- 0	0- 1	0- 1				
10- 7	0- 0	0- 0	CONFERENCE	0- 0	0- 1	10- 6				
4- 4	0- 0	0- 0	HOME	0- 0	0- 1	4- 3				
5- 3	0- 0	0- 0	AWAY	0- 0	0- 0	5- 3				
1- 0	0- 0	0- 0	NEUTRAL	0- 0	0- 0	1- 0				

RPI 1-25			RPI 26-50			RPI 51-100			RPI 101+ Team's RPI: 255		
RPI	S	Opponent	Score	RPI	S	Opponent	Score	RPI	S	Opponent	Score
10	A	Florida St.	34 103	50	A	Stetson	61 91	69	A	East Carolina	42 71
16	H	FGCU	46 91					81	H	Akron	63 81
										Hampton	54 61
										Texas St.	40 51
										Savannah St.	59 52
										N.C. A&T	55 58
										N.C. A&T	46 52
										Jacksonville	51 64
										Campbell	55 66
										Fla. Atlantic	68 88
										Norfolk St.	40 53
										South Carolina St.	61 68
										South Carolina St.	56 57
										Morgan St.	55 48
										Western Caro.	63 53
										UMES	75 65
										Coppin St.	61 58
										Florida A&M	70 57
										Florida A&M	76 64
										Florida A&M	53 41
										N.C. Central	50 33
										N.C. Central	71 57
										Howard	61 53
										Delaware St.	71 72
LAST 12 Division I GAMES:											
338	N	Florida A&M	53 41	339	H	N.C. Central	71 57				
284	H	South Carolina St.	56 57	347	A	Delaware St.	71 72				
180	A	N.C. A&T	55 58	338	A	Florida A&M	70 57				
339	A	N.C. Central	50 33	340	H	Howard	61 53				
338	H	Florida A&M	76 64	314	H	UMES	75 65				
180	H	N.C. A&T	46 52	293	A	Morgan St.	55 48				

Non-Div I Games: Edward Waters 60 42 Lynn 67 48

Bethune-Cookman

Loss, Non-Conf, S Site, H Home A Away N Neutral

Binghamton

Through Games Of March 11, 2015

Average RPI Win:	287	WON-LOST	WINNING	LAST 10	STRENGTH OF	OPP. STRENGTH	TEAM	ADJ.	CONF.	ADJ CONF.
Average RPI Loss:	173	RECORD	PCT. RANK	GAMES	SCHEDULE	OF SCHEDULE	RPI	RPI	RPI	RPI
DIV. I ONLY	4- 26	334	0- 10	170	280	325	325	23	23	
DIV. I NON-CONF.	2- 11	314	0- 0	178	334	313	313	23	23	
TOTALS	RPI 1-25	RPI 26-50	W-L RECORDS	RPI 51-100	RPI 101-150	RPI 150+				
4- 26	0- 1	0- 0	OVERALL	0- 7	0- 2	4- 16				
3- 11	0- 0	0- 0	HOME	0- 3	0- 1	3- 7				
0- 15	0- 0	0- 0	AWAY	0- 0	0- 0	0- 2				
1- 0	0- 0	0- 0	NEUTRAL	0- 0	0- 0	1- 0				
2- 11	0- 1	0- 0	NON-CONFERENCE	0- 2	0- 0	2- 8				
1- 4	0- 0	0- 0	HOME	0- 0	0- 0	1- 4				
0- 7	0- 1	0- 0	AWAY	0- 2	0- 0	0- 4				
1- 0	0- 0	0- 0	NEUTRAL	0- 0	0- 0	1- 0				
2- 15	0- 0	0- 0	CONFERENCE	0- 5	0- 2	2- 8				
2- 7	0- 0	0- 0	HOME	0- 3	0- 1	2- 3				
0- 8	0- 0	0- 0	AWAY	0- 2	0- 1	0- 5				
0- 0	0- 0	0- 0	NEUTRAL	0- 0	0- 0	0- 0				

RPI 1-25				RPI 26-50				RPI 51-100				RPI 101+ Team's RPI: 325			
RPI	S	Opponent	Score	RPI	S	Opponent	Score	RPI	S	Opponent	Score	RPI	S	Opponent	Score
12	A	Princeton	58 96					80	A	Albany (NY)	53 75	145	A	Hartford	44 59
								80	H	Albany (NY)	49 82	145	H	Hartford	46 51
								81	A	Akron	49 80	160	H	Bucknell	57 68
								85	A	St. John's (NY)	51 67	166	A	St. Bonaventure	54 72
								95	A	Maine	48 70	168	H	Siena	53 62
								95	H	Maine	56 70	189	A	Stony Brook	54 67
								95	H	Maine	71 78	189	H	Stony Brook	59 68
												191	H	Xavier	71 89
												209	A	New Hampshire	68 73
												209	H	New Hampshire	58 76
												218	A	UMass Lowell	49 66
												218	H	UMass Lowell	65 64
												238	H	Niagara	52 63
												259	A	UMBC	50 73
												259	H	UMBC	55 71
												262	A	Canisius	75 91
												264	A	Colgate	55 74
												278	H	Rider	72 67
												296	A	NJIT	48 52
												304	A	Vermont	66 72
												304	H	Vermont	73 62
												347	N	Delaware St.	90 84
LAST 12 Division I GAMES:															
95	H	Maine	71 78	304	A	Vermont	66 72								
259	A	UMBC	50 73	145	H	Hartford	46 51								
189	H	Stony Brook	59 68	218	A	UMass Lowell	49 66								
95	H	Maine	56 70	259	H	UMBC	55 71								
209	H	New Hampshire	58 76	189	A	Stony Brook	54 67								
80	A	Albany (NY)	53 75	95	A	Maine	48 70								

Non-Div I Games:

Binghamton

Loss, Non-Conf, S Site, H Home A Away N Neutral

Average RPI Win:	210	WON-LOST	WINNING	LAST 10	STRENGTH OF	OPP. STRENGTH	TEAM	ADJ.	CONF.	ADJ CONF.
Average RPI Loss:	183	RECORD	PCT. RANK	GAMES	SCHEDULE	OF SCHEDULE	RPI	RPI	RPI	RPI
DIV. I ONLY	19- 10	82	7- 3	251	240	120	120	22	22	
DIV. I NON-CONF.	6- 3	92	0- 0	208	289	117	117	19	19	
TOTALS	RPI 1-25	RPI 26-50	W-L RECORDS	RPI 51-100	RPI 101-150	RPI 150+				
19- 10	0- 0	0- 0	OVERALL	3- 3	3- 1	13- 6				
11- 2	0- 0	0- 0	HOME	3- 0	2- 0	6- 2				
6- 7	0- 0	0- 0	AWAY	0- 3	0- 0	6- 4				
2- 1	0- 0	0- 0	NEUTRAL	0- 0	1- 1	1- 0				
6- 3	0- 0	0- 0	NON-CONFERENCE	0- 0	3- 1	3- 2				
4- 0	0- 0	0- 0	HOME	0- 0	2- 0	2- 0				
1- 2	0- 0	0- 0	AWAY	0- 0	0- 0	1- 2				
1- 1	0- 0	0- 0	NEUTRAL	0- 0	1- 1	0- 0				
13- 7	0- 0	0- 0	CONFERENCE	3- 3	0- 0	10- 4				
7- 2	0- 0	0- 0	HOME	3- 0	0- 0	4- 2				
5- 5	0- 0	0- 0	AWAY	0- 3	0- 0	5- 2				
1- 0	0- 0	0- 0	NEUTRAL	0- 0	0- 0	1- 0				

RPI S	Opponent	Score	RPI S	Opponent	Score	RPI S	Opponent	Score	RPI S	Opponent	Score	Team's RPI: 120
54	A Fresno St.	52 55	54	H Fresno St.	75 66	54	A Colorado St.	82 83	110	N Long Beach St.	50 68	
84	A Colorado St.	82 83	84	H Colorado St.	75 65	92	A New Mexico	50 63	126	N Yale	59 53	
92	A New Mexico	50 63	92	H New Mexico	86 65	92	H New Mexico	86 65	129	H Eastern Wash.	90 72	
									132	H New Mexico St.	70 45	
									170	H Montana St.	75 60	
									214	H Wyoming	59 64	
									225	A San Diego St.	40 57	
									225	H San Diego St.	64 58	
									228	A San Jose St.	78 88	
									228	H San Jose St.	91 76	
									228	N San Jose St.	76 67	
									233	A UNLV	78 67	
									233	A UNLV	64 46	
									233	H UNLV	60 74	
									240	A Idaho St.	86 62	
									256	A Southern Utah	64 66	
									277	A Utah St.	63 53	
									277	H Utah St.	94 55	
									287	A Nevada	51 47	
									292	H Portland	94 58	
									329	A Utah Valley	60 68	
									345	A Air Force	88 69	
									345	H Air Force	81 54	
LAST 12 Division I GAMES:												
228	N San Jose St.	76 67	287	A Nevada	51 47							
233	A UNLV	64 46	233	H UNLV	60 74							
54	A Fresno St.	52 55	54	H Fresno St.	75 66							
228	H San Jose St.	91 76	345	A Air Force	88 69							
225	H San Diego St.	64 58	225	A San Diego St.	40 57							
92	A New Mexico	50 63	277	H Utah St.	94 55							

Non-Div I Games: Col. of Idaho 91 40 Carroll (MT) 58 45

Boise St.

Loss, Non-Conf, S Site, H Home A Away N Neutral

Average RPI Win:	183	WON-LOST	WINNING	LAST 10	STRENGTH OF	OPP. STRENGTH	TEAM	ADJ.	CONF.	ADJ CONF.
Average RPI Loss:	68	RECORD	PCT. RANK	GAMES	SCHEDULE	OF SCHEDULE	RPI	RPI	RPI	RPI
DIV. I ONLY	13- 17	218	4- 6	40	42	118	118	3	3	
DIV. I NON-CONF.	8- 5	123	0- 0	183	165	132	132	3	3	
TOTALS	RPI 1-25	RPI 26-50	W-L RECORDS	RPI 51-100	RPI 101-150	RPI 150+				
13- 17	1- 6	0- 3	OVERALL	2- 3	1- 2	9- 3				
9- 6	1- 2	0- 1	HOME	1- 1	0- 1	7- 1				
3- 10	0- 4	0- 2	AWAY	1- 2	1- 1	1- 1				
1- 1	0- 0	0- 0	NEUTRAL	0- 0	0- 0	1- 1				
8- 5	0- 1	0- 0	NON-CONFERENCE	1- 1	1- 1	6- 2				
5- 2	0- 0	0- 0	HOME	0- 0	0- 1	5- 1				
2- 3	0- 1	0- 0	AWAY	1- 1	1- 0	0- 1				
1- 0	0- 0	0- 0	NEUTRAL	0- 0	0- 0	1- 0				
5- 12	1- 5	0- 3	CONFERENCE	1- 2	0- 1	3- 1				
4- 4	1- 2	0- 1	HOME	1- 1	0- 0	2- 0				
1- 7	0- 3	0- 2	AWAY	0- 1	0- 1	1- 0				
0- 1	0- 0	0- 0	NEUTRAL	0- 0	0- 0	0- 1				

RPI 1-25				RPI 26-50				RPI 51-100				RPI 101+ Team's RPI: 118			
RPI	S	Opponent	Score	RPI	S	Opponent	Score	RPI	S	Opponent	Score	RPI	S	Opponent	Score
1	A	Notre Dame	58 104	36	A	Syracuse	51 73	60	A	St. Mary's (CA)	82 72	102	H	Hofstra	61 75
1	H	Notre Dame	56 89	36	H	Syracuse	46 64	67	A	Miami (FL)	53 74	109	A	Virginia	56 68
7	A	Louisville	60 77	41	A	Pittsburgh	70 78	82	H	North Carolina St.	64 59	145	A	Hartford	73 61
10	H	Florida St.	68 86					86	H	Georgia Tech	77 80	156	H	Bryant	90 79
14	H	Duke	60 56					95	A	Maine	64 69	167	H	Indiana	67 76
17	A	North Carolina	60 72									185	A	Holy Cross	64 80
18	A	Stanford	63 96									186	A	Wake Forest	75 74
												186	N	Wake Forest	53 69
												199	H	Virginia Tech	49 47
												202	H	Clemson	68 53
												209	H	New Hampshire	64 58
												232	N	Brown	90 80
												269	H	Providence	79 51
												305	H	Northeastern	66 56
												322	H	Boston U.	73 56
LAST 12 Division I GAMES:															
186	N	Wake Forest	53 69	186	A	Wake Forest	75 74								
199	H	Virginia Tech	49 47	1	H	Notre Dame	56 89								
7	A	Louisville	60 77	202	H	Clemson	68 53								
10	H	Florida St.	68 86	17	A	North Carolina	60 72								
36	A	Syracuse	51 73	41	A	Pittsburgh	70 78								
82	H	North Carolina St.	64 59	14	H	Duke	60 56								

Non-Div I Games:

Boston College

■ Loss, 
 ■ Non-Conf, S Site, 
 ■ Home 
 ■ Away 
 N Neutral

Average RPI Win: <b>205</b>	WON-LOST	WINNING	LAST 10	STRENGTH OF	OPP. STRENGTH	TEAM	ADJ.	CONF.	ADJ CONF.
Average RPI Loss: <b>168</b>	RECORD	PCT. RANK	GAMES	SCHEDULE	OF SCHEDULE	RPI	RPI	RPI	RPI
DIV. I ONLY	5- 25	327	1- 9	212	195	322	322	18	18
DIV. I NON-CONF.	3- 8	263	0- 0	217	158	280	280	20	20
TOTALS	RPI 1-25	RPI 26-50	W-L RECORDS	RPI 51-100	RPI 101-150	RPI 150+			
5- 25	0- 0	0- 0	OVERALL	0- 5	2- 6	3- 14			
4- 9	0- 0	0- 0	HOME	0- 2	1- 1	3- 6			
0- 16	0- 0	0- 0	AWAY	0- 0	0- 0	0- 1			
1- 0	0- 0	0- 0	NEUTRAL	0- 0	1- 0	0- 0			
3- 8	0- 0	0- 0	NON-CONFERENCE	0- 1	2- 4	1- 3			
2- 2	0- 0	0- 0	HOME	0- 0	1- 0	1- 2			
0- 6	0- 0	0- 0	AWAY	0- 1	0- 4	0- 1			
1- 0	0- 0	0- 0	NEUTRAL	0- 0	1- 0	0- 0			
2- 17	0- 0	0- 0	CONFERENCE	0- 4	0- 2	2- 11			
2- 7	0- 0	0- 0	HOME	0- 2	0- 1	2- 4			
0- 10	0- 0	0- 0	AWAY	0- 2	0- 1	0- 7			
0- 0	0- 0	0- 0	NEUTRAL	0- 0	0- 0	0- 0			

RPI S	Opponent	Score	RPI S	Opponent	Score	RPI S	Opponent	Score	RPI S	Opponent	Score	Team's RPI: 322
						51	A American	45 <b>75</b>	107	A Lehigh	64 <b>85</b>	
						51	H American	50 <b>58</b>	107	H Lehigh	71 <b>78</b>	
						92	A New Mexico	49 <b>56</b>	116	H Harvard	63 <b>62</b>	
						98	A Army	50 <b>64</b>	117	A Marist	50 <b>77</b>	
						98	H Army	40 <b>65</b>	118	A Boston College	56 <b>73</b>	
									126	A Yale	59 <b>66</b>	
									127	N Stephen F. Austin	62 <b>57</b>	
									136	A Rhode Island	48 <b>56</b>	
									160	A Bucknell	56 <b>72</b>	
									160	H Bucknell	60 <b>65</b>	
									185	A Holy Cross	62 <b>76</b>	
									185	H Holy Cross	48 <b>71</b>	
									194	H Massachusetts	57 <b>78</b>	
									196	A Navy	40 <b>48</b>	
									196	H Navy	55 <b>61</b>	
									209	H New Hampshire	55 <b>67</b>	
									213	A Lafayette	60 <b>67</b>	
									213	H Lafayette	56 <b>49</b>	
									264	A Colgate	48 <b>58</b>	
									264	A Colgate	54 <b>67</b>	
									264	H Colgate	58 <b>53</b>	
									286	A Loyola Maryland	55 <b>66</b>	
									286	H Loyola Maryland	53 <b>63</b>	
									304	H Vermont	66 <b>61</b>	
									305	A Northeastern	74 <b>75</b>	
LAST 12 Division I GAMES:												
			264	A Colgate	48 <b>58</b>		264	A Colgate	54 <b>67</b>			
			185	A Holy Cross	62 <b>76</b>		213	H Lafayette	56 <b>49</b>			
			98	A Army	50 <b>64</b>		196	A Navy	40 <b>48</b>			
			160	H Bucknell	60 <b>65</b>		107	H Lehigh	71 <b>78</b>			
			51	H American	50 <b>58</b>		98	H Army	40 <b>65</b>			
			286	A Loyola Maryland	55 <b>66</b>		160	A Bucknell	56 <b>72</b>			

Non-Div I Games:

Boston U.

■ Loss, 
 ■ Non-Conf, S Site, 
 ■ Home 
 ■ Away 
 N Neutral

## Bowling Green

Through Games Of March 11, 2015

Average RPI Win:	277	WON-LOST	WINNING	LAST 10	STRENGTH OF	OPP. STRENGTH	TEAM	ADJ.	CONF.	ADJ CONF.
Average RPI Loss:	159	RECORD	PCT. RANK	GAMES	SCHEDULE	OF SCHEDULE	RPI	RPI	RPI	RPI
DIV. I ONLY	9- 21	277	0- 10	310	205	291	291	15	15	
DIV. I NON-CONF.	7- 4	107	0- 0	349	254	259	259	17	17	
TOTALS	RPI 1-25	RPI 26-50	W-L RECORDS	RPI 51-100	RPI 101-150	RPI 150+				
9- 21	0- 0	0- 0	OVERALL	0- 6	0- 7	9- 8				
4- 8	0- 0	0- 0	HOME	0- 2	0- 3	4- 3				
4- 12	0- 0	0- 0	AWAY	0- 4	0- 3	4- 5				
1- 1	0- 0	0- 0	NEUTRAL	0- 0	0- 1	1- 0				
7- 4	0- 0	0- 0	NON-CONFERENCE	0- 0	0- 1	7- 3				
2- 1	0- 0	0- 0	HOME	0- 0	0- 0	2- 1				
4- 2	0- 0	0- 0	AWAY	0- 0	0- 0	4- 2				
1- 1	0- 0	0- 0	NEUTRAL	0- 0	0- 1	1- 0				
2- 17	0- 0	0- 0	CONFERENCE	0- 6	0- 6	2- 5				
2- 7	0- 0	0- 0	HOME	0- 2	0- 3	2- 2				
0- 10	0- 0	0- 0	AWAY	0- 4	0- 3	0- 3				
0- 0	0- 0	0- 0	NEUTRAL	0- 0	0- 0	0- 0				

RPI S	Opponent	Score	RPI S	Opponent	Score	RPI S	Opponent	Score	RPI S	Opponent	Score	Team's RPI: 291
						57	A Ohio	47 67	111	A Eastern Mich.	52 64	
						57	H Ohio	46 71	113	N Hampton	53 64	
						81	A Akron	59 67	119	A Ball St.	52 77	
						81	H Akron	71 79	119	H Ball St.	50 62	
						90	A Western Mich.	42 65	121	H Toledo	48 64	
						90	A Western Mich.	52 82	139	A Buffalo	45 66	
									139	H Buffalo	47 55	
									160	H Bucknell	52 53	
									174	H Central Mich.	54 57	
									195	H Iona	80 59	
									250	A Northern Ill.	50 67	
									250	H Northern Ill.	65 59	
									258	H Cincinnati	66 55	
									270	A Loyola Marymount	48 51	
									273	N UC Irvine	62 54	
									275	A Miami (OH)	51 59	
									275	H Miami (OH)	66 53	
									280	A Milwaukee	60 50	
									285	A Kent St.	48 55	
									285	H Kent St.	58 62	
									319	A Bradley	61 47	
									320	A Saint Francis (PA)	76 62	
									324	A Illinois St.	58 54	
									333	A FIU	55 68	
LAST 12 Division I GAMES:												
						90	A Western Mich.	42 65	119	A Ball St.	52 77	
						81	H Akron	71 79	57	H Ohio	46 71	
						139	H Buffalo	47 55	139	A Buffalo	45 66	
						57	A Ohio	47 67	174	H Central Mich.	54 57	
						275	A Miami (OH)	51 59	121	H Toledo	48 64	
						285	H Kent St.	58 62	250	A Northern Ill.	50 67	

Non-Div I Games:

Bowling Green

■ Loss, 
 ■ Non-Conf, S Site, 
 ■ Home 
 ■ Away 
 N Neutral



## Bradley

Through Games Of March 11, 2015

Average RPI Win:	269	WON-LOST	WINNING	LAST 10	STRENGTH OF	OPP. STRENGTH	TEAM	ADJ.	CONF.	ADJ CONF.
Average RPI Loss:	166	RECORD	PCT. RANK	GAMES	SCHEDULE	OF SCHEDULE	RPI	RPI	RPI	RPI
DIV. I ONLY	6- 23	311	3- 7	268	231	319	319	19	19	
DIV. I NON-CONF.	1- 10	329	0- 0	290	286	345	345	16	16	
TOTALS	RPI 1-25	RPI 26-50	W-L RECORDS	RPI 51-100	RPI 101-150	RPI 150+				
6- 23	0- 1	0- 3	OVERALL	0- 2	1- 4	5- 13				
4- 11	0- 0	0- 1	HOME	0- 1	1- 2	3- 7				
2- 12	0- 1	0- 2	AWAY	0- 1	0- 2	2- 6				
0- 0	0- 0	0- 0	NEUTRAL	0- 0	0- 0	0- 0				
1- 10	0- 1	0- 1	NON-CONFERENCE	0- 0	1- 0	0- 8				
1- 5	0- 0	0- 0	HOME	0- 0	1- 0	0- 5				
0- 5	0- 1	0- 1	AWAY	0- 0	0- 0	0- 3				
0- 0	0- 0	0- 0	NEUTRAL	0- 0	0- 0	0- 0				
5- 13	0- 0	0- 2	CONFERENCE	0- 2	0- 4	5- 5				
3- 6	0- 0	0- 1	HOME	0- 1	0- 2	3- 2				
2- 7	0- 0	0- 1	AWAY	0- 1	0- 2	2- 3				
0- 0	0- 0	0- 0	NEUTRAL	0- 0	0- 0	0- 0				

RPI 1-25				RPI 26-50				RPI 51-100				RPI 101+				Team's RPI: 319	
RPI	S	Opponent	Score	RPI	S	Opponent	Score	RPI	S	Opponent	Score	RPI	S	Opponent	Score		
22	A	Oklahoma	55 104	37	A	DePaul	77 101	79	A	Drake	70 86	103	H	Missouri	76 64		
				38	A	Wichita St.	36 66	79	H	Drake	47 80	122	A	UNI	68 74		
				38	H	Wichita St.	45 61					122	H	UNI	51 70		
												123	A	Missouri St.	61 69		
												123	H	Missouri St.	64 78		
												164	A	Southern Ill.	59 76		
												164	H	Southern Ill.	66 72		
												169	A	Indiana St.	50 64		
												169	H	Indiana St.	55 65		
												189	A	Stony Brook	63 79		
												208	A	Ill.-Chicago	43 71		
												234	H	Western Ill.	63 75		
												250	H	Northern Ill.	54 67		
												251	A	Evansville	46 86		
												251	H	Evansville	56 50		
												290	A	Columbia	74 81		
												291	H	Bowling Green	47 61		
												307	A	Loyola Chicago	46 45		
												307	H	Loyola Chicago	66 57		
												317	H	Southeast Mo. St.	65 70		
												324	A	Illinois St.	58 55		
												324	H	Illinois St.	60 50		
												343	H	Chicago St.	59 62		
				LAST 12 Division I GAMES:													
				122	A	UNI	68 74	123	A	Missouri St.	61 69						
				79	A	Drake	70 86	251	H	Evansville	56 50						
				324	H	Illinois St.	60 50	169	H	Indiana St.	55 65						
				164	H	Southern Ill.	66 72	164	A	Southern Ill.	59 76						
				307	H	Loyola Chicago	66 57	324	A	Illinois St.	58 55						
				38	A	Wichita St.	36 66	307	A	Loyola Chicago	46 45						

Non-Div I Games:

Bradley

■ Loss, 
 ■ Non-Conf, S Site, 
 ■ Home 
 ■ Away 
 N Neutral

Average RPI Win:	244	WON-LOST	WINNING	LAST 10	STRENGTH OF	OPP. STRENGTH	TEAM	ADJ.	CONF.	ADJ CONF.
Average RPI Loss:	131	RECORD	PCT. RANK	GAMES	SCHEDULE	OF SCHEDULE	RPI	RPI	RPI	RPI
DIV. I ONLY	10- 18	251	3- 7	176	172	232	232	7	7	
DIV. I NON-CONF.	6- 8	197	0- 0	292	321	256	256	10	10	
TOTALS	RPI 1-25	RPI 26-50	W-L RECORDS	RPI 51-100	RPI 101-150	RPI 150+				
10- 18	0- 2	0- 0	OVERALL	0- 3	2- 7	8- 6				
4- 8	0- 1	0- 0	HOME	0- 1	0- 3	4- 3				
5- 8	0- 1	0- 0	AWAY	0- 2	2- 2	3- 3				
1- 2	0- 0	0- 0	NEUTRAL	0- 0	0- 2	1- 0				
6- 8	0- 0	0- 0	NON-CONFERENCE	0- 1	0- 3	6- 4				
3- 2	0- 0	0- 0	HOME	0- 0	0- 0	3- 2				
2- 4	0- 0	0- 0	AWAY	0- 1	0- 1	2- 2				
1- 2	0- 0	0- 0	NEUTRAL	0- 0	0- 2	1- 0				
4- 10	0- 2	0- 0	CONFERENCE	0- 2	2- 4	2- 2				
1- 6	0- 1	0- 0	HOME	0- 1	0- 3	1- 1				
3- 4	0- 1	0- 0	AWAY	0- 1	2- 1	1- 1				
0- 0	0- 0	0- 0	NEUTRAL	0- 0	0- 0	0- 0				

RPI	S	Opponent	Score	RPI	S	Opponent	Score	RPI	S	Opponent	Score	RPI	S	Opponent	Score	Team's RPI: 232
12	A	Princeton	67 79					52	A	Penn	58 75	116	A	Harvard	83 80	
12	H	Princeton	58 86					52	H	Penn	75 83	116	H	Harvard	69 76	
								95	A	Maine	53 58	118	N	Boston College	80 90	
												126	A	Yale	49 66	
												126	H	Yale	69 79	
												130	A	Cornell	58 51	
												130	H	Cornell	52 65	
												136	A	Rhode Island	61 65	
												143	N	UC Riverside	65 79	
												152	A	Dartmouth	50 47	
												152	H	Dartmouth	53 71	
												156	H	Bryant	60 67	
												166	H	St. Bonaventure	56 58	
												209	A	New Hampshire	57 60	
												217	H	Sacred Heart	66 56	
												269	A	Providence	69 78	
												290	A	Columbia	74 83	
												290	H	Columbia	85 76	
												293	A	Morgan St.	59 52	
												296	H	NJIT	67 39	
												301	H	Fairleigh Dickinson	79 74	
												304	A	Vermont	81 76	
												340	N	Howard	80 68	
LAST 12 Division I GAMES:																
116	H	Harvard	69 76	52	H	Penn	75 83									
152	H	Dartmouth	53 71	12	H	Princeton	58 86									
12	A	Princeton	67 79	152	A	Dartmouth	50 47									
52	A	Penn	58 75	116	A	Harvard	83 80									
130	A	Cornell	58 51	290	H	Columbia	85 76									
290	A	Columbia	74 83	130	H	Cornell	52 65									

Non-Div I Games:

Brown

■ Loss, 
 ■ Non-Conf, S Site, 
 ■ Home 
 ■ Away 
 N Neutral

Average RPI Win: <b>266</b>	WON-LOST	WINNING	LAST 10	STRENGTH OF	OPP. STRENGTH	TEAM	ADJ.	CONF.	ADJ CONF.
Average RPI Loss: <b>178</b>	RECORD	PCT. RANK	GAMES	SCHEDULE	OF SCHEDULE	RPI	RPI	RPI	RPI
DIV. I ONLY	22- 9	55	7- 3	324	289	156	156	29	29
DIV. I NON-CONF.	7- 4	107	0- 0	279	188	145	145	28	28
TOTALS	RPI 1-25	RPI 26-50	W-L RECORDS	RPI 51-100	RPI 101-150	RPI 150+			
22- 9	0- 0	0- 0	OVERALL	1- 0	0- 3	21- 6			
13- 3	0- 0	0- 0	HOME	1- 0	0- 1	12- 2			
9- 6	0- 0	0- 0	AWAY	0- 0	0- 2	9- 4			
0- 0	0- 0	0- 0	NEUTRAL	0- 0	0- 0	0- 0			
7- 4	0- 0	0- 0	NON-CONFERENCE	1- 0	0- 3	6- 1			
4- 1	0- 0	0- 0	HOME	1- 0	0- 1	3- 0			
3- 3	0- 0	0- 0	AWAY	0- 0	0- 2	3- 1			
0- 0	0- 0	0- 0	NEUTRAL	0- 0	0- 0	0- 0			
15- 5	0- 0	0- 0	CONFERENCE	0- 0	0- 0	15- 5			
9- 2	0- 0	0- 0	HOME	0- 0	0- 0	9- 2			
6- 3	0- 0	0- 0	AWAY	0- 0	0- 0	6- 3			
0- 0	0- 0	0- 0	NEUTRAL	0- 0	0- 0	0- 0			

RPI S	Opponent	Score	RPI S	Opponent	Score	RPI S	Opponent	Score	RPI S	Opponent	Score	Team's RPI: 156
						95 H	Maine	65 52	118 A	Boston College	79 90	
									130 A	Cornell	64 66	
									136 H	Rhode Island	56 60	
									165 A	Central Conn. St.	59 70	
									165 H	Central Conn. St.	55 53	
									181 A	Robert Morris	84 87	
									181 H	Robert Morris	62 68	
									181 H	Robert Morris	69 66	
									185 H	Holy Cross	74 68	
									209 A	New Hampshire	57 54	
									217 A	Sacred Heart	67 70	
									217 H	Sacred Heart	71 67	
									218 A	UMass Lowell	85 86	
									232 A	Brown	67 60	
									252 A	St. Francis Brooklyn	65 53	
									252 H	St. Francis Brooklyn	52 62	
									262 H	Canisius	71 68	
									269 H	Providence	90 80	
									301 A	Fairleigh Dickinson	63 61	
									301 H	Fairleigh Dickinson	82 77	
									304 A	Vermont	72 55	
									310 A	LIU Brooklyn	79 66	
									310 H	LIU Brooklyn	88 85	
									320 A	Saint Francis (PA)	73 71	
									320 H	Saint Francis (PA)	87 83	
									321 A	Mt. St. Mary's	55 53	
LAST 12 Division I GAMES:												
			181 H	Robert Morris	62 68				301 A	Fairleigh Dickinson	63 61	
			321 H	Mt. St. Mary's	76 54				321 A	Mt. St. Mary's	55 53	
			165 H	Central Conn. St.	55 53				321 H	Mt. St. Mary's	74 72	
			252 H	St. Francis Brooklyn	52 62				217 A	Sacred Heart	67 70	
			326 A	Wagner	64 47				320 A	Saint Francis (PA)	73 71	
			181 H	Robert Morris	69 66				321 A	Robert Morris	84 87	

Non-Div I Games:

Bryant

■ Loss, 
 ■ Non-Conf, S Site, 
 ■ Home 
 ■ Away 
 N Neutral

B  
r  
y  
a  
n  
t

RPI S Opponent Score

Through Games Of March 11, 2015

RPI	S	Opponent	Score	
321	H	Mt. St. Mary's	76	54
321	H	Mt. St. Mary's	74	72
326	A	Wagner	64	47
326	H	Wagner	84	48

B  
r  
y  
a  
n  
t

Bryant

Average RPI Win:	247	WON-LOST	WINNING	LAST 10	STRENGTH OF	OPP. STRENGTH	TEAM	ADJ.	CONF.	ADJ CONF.
Average RPI Loss:	132	RECORD	PCT. RANK	GAMES	SCHEDULE	OF SCHEDULE	RPI	RPI	RPI	RPI
DIV. I ONLY	18- 12	109	5- 5	284	222	160	160	18	18	
DIV. I NON-CONF.	8- 3	71	0- 0	320	252	119	119	20	20	
TOTALS	RPI 1-25	RPI 26-50	W-L RECORDS	RPI 51-100	RPI 101-150	RPI 150+				
18- 12	0- 0	0- 0	OVERALL	0- 6	3- 1	15- 5				
10- 4	0- 0	0- 0	HOME	0- 2	3- 0	7- 2				
8- 8	0- 0	0- 0	AWAY	0- 0	0- 0	8- 1				
0- 0	0- 0	0- 0	NEUTRAL	0- 0	0- 0	0- 0				
8- 3	0- 0	0- 0	NON-CONFERENCE	0- 2	2- 0	6- 1				
4- 0	0- 0	0- 0	HOME	0- 0	2- 0	2- 0				
4- 3	0- 0	0- 0	AWAY	0- 2	0- 0	4- 1				
0- 0	0- 0	0- 0	NEUTRAL	0- 0	0- 0	0- 0				
10- 9	0- 0	0- 0	CONFERENCE	0- 4	1- 1	9- 4				
6- 4	0- 0	0- 0	HOME	0- 2	1- 0	5- 2				
4- 5	0- 0	0- 0	AWAY	0- 2	0- 1	4- 2				
0- 0	0- 0	0- 0	NEUTRAL	0- 0	0- 0	0- 0				

RPI 1-25				RPI 26-50				RPI 51-100				RPI 101+ Team's RPI: 160			
RPI	S	Opponent	Score	RPI	S	Opponent	Score	RPI	S	Opponent	Score	RPI	S	Opponent	Score
								51	A	American	55 65	107	A	Lehigh	61 76
								51	H	American	55 60	107	H	Lehigh	69 61
								68	A	Michigan	61 68	126	H	Yale	73 66
								78	A	Youngstown St.	54 69	130	H	Cornell	59 51
								98	A	Army	45 67	185	A	Holy Cross	61 69
								98	H	Army	46 50	185	H	Holy Cross	52 53
												196	A	Navy	44 42
												196	H	Navy	49 60
												196	H	Navy	51 50
												198	A	Delaware	56 58
												213	A	Lafayette	77 71
												213	H	Lafayette	51 37
												259	H	UMBC	85 41
												264	A	Colgate	41 54
												264	H	Colgate	77 75
												286	A	Loyola Maryland	72 61
												286	H	Loyola Maryland	66 49
												291	A	Bowling Green	53 52
												293	H	Morgan St.	79 50
												301	A	Fairleigh Dickinson	61 60
												321	A	Mt. St. Mary's	74 49
												322	A	Boston U.	65 60
												322	H	Boston U.	72 56
												325	A	Binghamton	68 57
LAST 12 Division I GAMES:															
				196	H	Navy	49 60					196	H	Navy	51 50
				51	A	American	55 65					185	A	Holy Cross	61 69
				107	H	Lehigh	69 61					213	H	Lafayette	51 37
				322	A	Boston U.	65 60					264	A	Colgate	41 54
				286	A	Loyola Maryland	72 61					107	A	Lehigh	61 76
				98	H	Army	46 50					322	H	Boston U.	72 56

Non-Div I Games:

Bucknell

■ Loss, 
 ■ Non-Conf, S Site, 
 ■ Home 
 ■ Away 
 N Neutral

Average RPI Win: <b>220</b>	WON-LOST	WINNING	LAST 10	STRENGTH OF	OPP. STRENGTH	TEAM	ADJ.	CONF.	ADJ CONF.
Average RPI Loss: <b>133</b>	RECORD	PCT. RANK	GAMES	SCHEDULE	OF SCHEDULE	RPI	RPI	RPI	RPI
DIV. I ONLY	18- 11	94	7- 3	253	181	139	139	15	15
DIV. I NON-CONF.	7- 4	107	0- 0	330	200	180	180	17	17
TOTALS	RPI 1-25	RPI 26-50	W-L RECORDS	RPI 51-100	RPI 101-150	RPI 150+			
18- 11	0- 1	0- 0	OVERALL	2- 4	4- 2	12- 4			
8- 4	0- 0	0- 0	HOME	1- 2	2- 0	5- 2			
9- 6	0- 1	0- 0	AWAY	1- 2	2- 1	6- 2			
1- 1	0- 0	0- 0	NEUTRAL	0- 0	0- 1	1- 0			
7- 4	0- 1	0- 0	NON-CONFERENCE	0- 0	1- 1	6- 2			
2- 1	0- 0	0- 0	HOME	0- 0	0- 0	2- 1			
4- 2	0- 1	0- 0	AWAY	0- 0	1- 0	3- 1			
1- 1	0- 0	0- 0	NEUTRAL	0- 0	0- 1	1- 0			
11- 7	0- 0	0- 0	CONFERENCE	2- 4	3- 1	6- 2			
6- 3	0- 0	0- 0	HOME	1- 2	2- 0	3- 1			
5- 4	0- 0	0- 0	AWAY	1- 2	1- 1	3- 1			
0- 0	0- 0	0- 0	NEUTRAL	0- 0	0- 0	0- 0			

RPI 1-25				RPI 26-50				RPI 51-100				RPI 101+ Team's RPI: 139			
RPI	S	Opponent	Score	RPI	S	Opponent	Score	RPI	S	Opponent	Score	RPI	S	Opponent	Score
14	A	Duke	54 <b>88</b>					57	A	Ohio	70 <b>78</b>	111	A	Eastern Mich.	75 53
								57	H	Ohio	50 <b>61</b>	115	N	Tulsa	77 <b>87</b>
								81	A	Akron	70 <b>81</b>	119	H	Ball St.	53 43
								81	H	Akron	87 80	121	A	Toledo	63 <b>75</b>
								90	A	Western Mich.	54 44	121	H	Toledo	68 61
								90	H	Western Mich.	59 <b>62</b>	130	A	Cornell	65 58
												166	H	St. Bonaventure	51 44
												168	H	Siena	50 <b>58</b>
												174	A	Central Mich.	58 <b>66</b>
												238	H	Niagara	73 64
												250	H	Northern Ill.	47 43
												262	A	Canisius	72 55
												275	A	Miami (OH)	71 51
												275	H	Miami (OH)	68 <b>78</b>
												285	A	Kent St.	68 58
												285	H	Kent St.	59 57
												291	A	Bowling Green	55 47
												291	H	Bowling Green	66 45
												310	A	LIU Brooklyn	73 <b>79</b>
												320	A	Saint Francis (PA)	88 80
												323	A	Manhattan	68 58
												324	N	Illinois St.	68 60
LAST 12 Division I GAMES:															
285	A	Kent St.	68 58	90	A	Western Mich.	54 44								
291	A	Bowling Green	55 47	81	A	Akron	70 <b>81</b>								
81	H	Akron	87 80	291	H	Bowling Green	66 45								
57	A	Ohio	70 <b>78</b>	121	H	Toledo	68 61								
275	H	Miami (OH)	68 <b>78</b>	111	A	Eastern Mich.	75 53								
285	H	Kent St.	59 57	250	H	Northern Ill.	47 43								

Non-Div I Games:

Buffalo

■ Loss, 
 ■ Non-Conf, S Site, 
 ■ Home 
 ■ Away 
 N Neutral

Average RPI Win:	196	WON-LOST	WINNING	LAST 10	STRENGTH OF	OPP. STRENGTH	TEAM	ADJ.	CONF.	ADJ CONF.
Average RPI Loss:	93	RECORD	PCT. RANK	GAMES	SCHEDULE	OF SCHEDULE	RPI	RPI	RPI	RPI
DIV. I ONLY	13- 16	209	3- 7	69	92	146	146	10	10	
DIV. I NON-CONF.	3- 7	250	0- 0	47	121	190	190	9	9	
TOTALS	RPI 1-25	RPI 26-50	W-L RECORDS	RPI 51-100	RPI 101-150	RPI 150+				
13- 16	0- 2	0- 6	OVERALL	4- 4	1- 0	8- 4				
7- 6	0- 1	0- 2	HOME	3- 1	1- 0	3- 2				
6- 7	0- 0	0- 3	AWAY	1- 2	0- 0	5- 2				
0- 3	0- 1	0- 1	NEUTRAL	0- 1	0- 0	0- 0				
3- 7	0- 2	0- 2	NON-CONFERENCE	1- 0	1- 0	1- 3				
2- 2	0- 1	0- 0	HOME	1- 0	1- 0	0- 1				
1- 3	0- 0	0- 1	AWAY	0- 0	0- 0	1- 2				
0- 2	0- 1	0- 1	NEUTRAL	0- 0	0- 0	0- 0				
10- 9	0- 0	0- 4	CONFERENCE	3- 4	0- 0	7- 1				
5- 4	0- 0	0- 2	HOME	2- 1	0- 0	3- 1				
5- 4	0- 0	0- 2	AWAY	1- 2	0- 0	4- 0				
0- 1	0- 0	0- 0	NEUTRAL	0- 1	0- 0	0- 0				

RPI 1-25				RPI 26-50				RPI 51-100				RPI 101+				Team's RPI: 146	
RPI	S	Opponent	Score	RPI	S	Opponent	Score	RPI	S	Opponent	Score	RPI	S	Opponent	Score		
19	N	Oregon St.	53 85	37	A	DePaul	76 92	75	A	Villanova	52 63	119	H	Ball St.	48 41		
20	H	Chattanooga	47 76	37	H	DePaul	65 83	75	H	Villanova	72 58	169	H	Indiana St.	51 66		
				39	A	Seton Hall	65 70	75	N	Villanova	49 70	178	A	Fairfield	77 81		
				39	H	Seton Hall	76 85	85	A	St. John's (NY)	55 50	191	A	Xavier	58 54		
				43	A	Minnesota	86 88	85	H	St. John's (NY)	49 60	191	H	Xavier	71 53		
				49	N	BYU	62 81	88	H	Wright St.	57 49	248	A	Marquette	76 67		
								89	A	Creighton	55 62	248	H	Marquette	74 77		
								89	H	Creighton	63 58	269	A	Providence	67 59		
												269	H	Providence	66 61		
												282	A	Valparaiso	57 91		
												299	A	Georgetown	65 56		
												299	H	Georgetown	63 58		
												324	A	Illinois St.	72 60		
LAST 12 Division I GAMES:																	
				75	N	Villanova	49 70	248	H	Marquette	74 77						
				39	H	Seton Hall	76 85	37	H	DePaul	65 83						
				85	H	St. John's (NY)	49 60	89	A	Creighton	55 62						
				191	H	Xavier	71 53	269	A	Providence	67 59						
				299	A	Georgetown	65 56	191	A	Xavier	58 54						
				75	A	Villanova	52 63	299	H	Georgetown	63 58						

Non-Div I Games: BYU-Hawaii 71 50

Butler

■ Loss, 
 ■ Non-Conf, S Site, 
 ■ Home 
 ■ Away 
 N Neutral

Average RPI Win: <b>203</b>	WON-LOST	WINNING	LAST 10	STRENGTH OF	OPP. STRENGTH	TEAM	ADJ.	CONF.	ADJ CONF.
Average RPI Loss: <b>103</b>	RECORD	PCT. RANK	GAMES	SCHEDULE	OF SCHEDULE	RPI	RPI	RPI	RPI
DIV. I ONLY	21- 9	59	7- 3	195	125	83	83	16	16
DIV. I NON-CONF.	10- 4	80	0- 0	169	113	70	70	14	14
TOTALS	RPI 1-25	RPI 26-50	W-L RECORDS	RPI 51-100	RPI 101-150	RPI 150+			
21- 9	0- 1	1- 0	OVERALL	1- 4	4- 3	15- 1			
12- 2	0- 0	0- 0	HOME	1- 0	2- 2	9- 0			
9- 6	0- 0	1- 0	AWAY	0- 4	2- 1	6- 1			
0- 1	0- 1	0- 0	NEUTRAL	0- 0	0- 0	0- 0			
10- 4	0- 1	1- 0	NON-CONFERENCE	0- 3	1- 0	8- 0			
6- 0	0- 0	0- 0	HOME	0- 0	1- 0	5- 0			
4- 3	0- 0	1- 0	AWAY	0- 3	0- 0	3- 0			
0- 1	0- 1	0- 0	NEUTRAL	0- 0	0- 0	0- 0			
11- 5	0- 0	0- 0	CONFERENCE	1- 1	3- 3	7- 1			
6- 2	0- 0	0- 0	HOME	1- 0	1- 2	4- 0			
5- 3	0- 0	0- 0	AWAY	0- 1	2- 1	3- 1			
0- 0	0- 0	0- 0	NEUTRAL	0- 0	0- 0	0- 0			

RPI S	Opponent	Score	RPI S	Opponent	Score	RPI S	Opponent	Score	RPI S	Opponent	Score
16 N	FGCU	64 <b>73</b>	49 A	BYU	63 54	60 A	St. Mary's (CA)	63 <b>73</b>	110 A	Long Beach St.	67 52
						72 A	Hawaii	49 <b>64</b>	110 H	Long Beach St.	77 61
						72 H	Hawaii	53 46	123 H	Sacramento St.	81 66
						87 A	Saint Joseph's	54 <b>61</b>	143 A	UC Riverside	88 70
						96 A	Southern California	74 <b>85</b>	143 H	UC Riverside	56 <b>68</b>
									148 A	UC Davis	67 <b>73</b>
									148 H	UC Davis	49 <b>60</b>
									154 A	Cal Poly	54 <b>63</b>
									154 H	Cal Poly	70 58
									170 H	Montana St.	78 66
									190 H	Texas Southern	63 50
									193 H	Idaho	67 50
									212 A	Cal St. Fullerton	65 53
									212 H	Cal St. Fullerton	82 51
									225 A	San Diego St.	65 54
									230 H	Pepperdine	74 48
									266 A	Northern Ariz.	77 71
									273 A	UC Irvine	72 63
									273 H	UC Irvine	82 60
									292 H	Portland	45 41
									300 A	Seattle	86 63
									328 A	UC Santa Barbara	60 21
									328 H	UC Santa Barbara	84 48
LAST 12 Division I GAMES:											
110 H	Long Beach St.	77 61	212 H	Cal St. Fullerton	82 51						
143 A	UC Riverside	88 70	148 A	UC Davis	67 <b>73</b>						
212 A	Cal St. Fullerton	65 53	72 A	Hawaii	49 <b>64</b>						
273 H	UC Irvine	82 60	143 H	UC Riverside	56 <b>68</b>						
328 A	UC Santa Barbara	60 21	110 A	Long Beach St.	67 52						
154 H	Cal Poly	70 58	273 A	UC Irvine	72 63						

Non-Div I Games:

CSUN

  Loss, 
   Non-Conf, S Site, 
   Home 
   Away 
 N Neutral



Average RPI Win:	200	WON-LOST	WINNING	LAST 10	STRENGTH OF	OPP. STRENGTH	TEAM	ADJ.	CONF.	ADJ CONF.
Average RPI Loss:	136	RECORD	PCT. RANK	GAMES	SCHEDULE	OF SCHEDULE	RPI	RPI	RPI	RPI
DIV. I ONLY	15- 14	167	5- 5	169	164	154	154	16	16	
DIV. I NON-CONF.	5- 7	204	0- 0	143	234	195	195	14	14	
TOTALS	RPI 1-25	RPI 26-50	W-L RECORDS	RPI 51-100	RPI 101-150	RPI 150+				
15- 14	0- 0	0- 0	OVERALL	2- 6	5- 3	8- 5				
9- 5	0- 0	0- 0	HOME	2- 1	3- 1	4- 3				
6- 9	0- 0	0- 0	AWAY	0- 5	2- 2	4- 2				
0- 0	0- 0	0- 0	NEUTRAL	0- 0	0- 0	0- 0				
5- 7	0- 0	0- 0	NON-CONFERENCE	0- 4	1- 1	4- 2				
3- 3	0- 0	0- 0	HOME	0- 1	1- 0	2- 2				
2- 4	0- 0	0- 0	AWAY	0- 3	0- 1	2- 0				
0- 0	0- 0	0- 0	NEUTRAL	0- 0	0- 0	0- 0				
10- 7	0- 0	0- 0	CONFERENCE	2- 2	4- 2	4- 3				
6- 2	0- 0	0- 0	HOME	2- 0	2- 1	2- 1				
4- 5	0- 0	0- 0	AWAY	0- 2	2- 1	2- 2				
0- 0	0- 0	0- 0	NEUTRAL	0- 0	0- 0	0- 0				

RPI 1-25			RPI 26-50			RPI 51-100			RPI 101+			Team's RPI: 154			
RPI	S	Opponent	Score	RPI	S	Opponent	Score	RPI	S	Opponent	Score	RPI	S	Opponent	Score
								54	A	Fresno St.	56 67	110	A	Long Beach St.	58 57
								60	H	St. Mary's (CA)	64 65	110	H	Long Beach St.	74 85
								72	A	Hawaii	64 79	125	H	Bakersfield	71 66
								72	H	Hawaii	70 65	132	A	New Mexico St.	65 79
								83	A	CSUN	58 70	143	A	UC Riverside	78 82
								83	H	CSUN	63 54	143	H	UC Riverside	70 68
								84	A	Colorado St.	63 65	148	A	UC Davis	68 52
								92	A	New Mexico	68 84	148	H	UC Davis	72 64
												152	H	Dartmouth	61 74
												212	A	Cal St. Fullerton	48 55
												212	A	Cal St. Fullerton	57 48
												212	H	Cal St. Fullerton	60 74
												224	A	Santa Clara	79 73
												230	H	Pepperdine	69 76
												246	H	A&M-Corpus Christi	63 48
												270	A	Loyola Marymount	87 79
												273	A	UC Irvine	75 84
												273	H	UC Irvine	74 58
												292	H	Portland	76 67
												328	A	UC Santa Barbara	56 41
												328	H	UC Santa Barbara	84 63
LAST 12 Division I GAMES:															
212	A	Cal St. Fullerton	48 55	110	A	Long Beach St.	58 57								
328	H	UC Santa Barbara	84 63	83	A	CSUN	58 70								
273	A	UC Irvine	75 84	72	A	Hawaii	64 79								
148	A	UC Davis	68 52	273	H	UC Irvine	74 58								
143	H	UC Riverside	70 68	148	H	UC Davis	72 64								
212	H	Cal St. Fullerton	60 74	143	A	UC Riverside	78 82								

Non-Div I Games:

Cal Poly

■ Loss, 
 ■ Non-Conf, S Site, 
 ■ Home 
 ■ Away 
 N Neutral

Average RPI Win:	237	WON-LOST	WINNING	LAST 10	STRENGTH OF	OPP. STRENGTH	TEAM	ADJ.	CONF.	ADJ CONF.
Average RPI Loss:	115	RECORD	PCT. RANK	GAMES	SCHEDULE	OF SCHEDULE	RPI	RPI	RPI	RPI
DIV. I ONLY	13- 18	229	4- 6	138	207	212	212	16	16	
DIV. I NON-CONF.	6- 7	175	0- 0	122	290	157	157	14	14	
TOTALS	RPI 1-25	RPI 26-50	W-L RECORDS	RPI 51-100	RPI 101-150	RPI 150+				
13- 18	0- 0	0- 0	OVERALL	0- 9	3- 6	10- 3				
7- 8	0- 0	0- 0	HOME	0- 4	2- 2	5- 2				
6- 9	0- 0	0- 0	AWAY	0- 5	1- 3	5- 1				
0- 1	0- 0	0- 0	NEUTRAL	0- 0	0- 1	0- 0				
6- 7	0- 0	0- 0	NON-CONFERENCE	0- 5	1- 1	5- 1				
2- 3	0- 0	0- 0	HOME	0- 2	0- 0	2- 1				
4- 3	0- 0	0- 0	AWAY	0- 3	1- 0	3- 0				
0- 1	0- 0	0- 0	NEUTRAL	0- 0	0- 1	0- 0				
7- 11	0- 0	0- 0	CONFERENCE	0- 4	2- 5	5- 2				
5- 5	0- 0	0- 0	HOME	0- 2	2- 2	3- 1				
2- 6	0- 0	0- 0	AWAY	0- 2	0- 3	2- 1				
0- 0	0- 0	0- 0	NEUTRAL	0- 0	0- 0	0- 0				

RPI 1-25			RPI 26-50			RPI 51-100			RPI 101+			Team's RPI: 212
RPI	S	Opponent	Score	RPI	S	Opponent	Score	RPI	S	Opponent	Score	
						54 A Fresno St.	52 57	110 A Long Beach St.		70 74		
						55 A San Diego	54 60	110 H Long Beach St.		62 69		
						71 A South Dakota	50 86	111 N Eastern Mich.		74 78		
						72 A Hawaii	38 61	132 A New Mexico St.		66 51		
						72 H Hawaii	43 54	143 A UC Riverside		69 77		
						75 H Villanova	43 50	143 H UC Riverside		71 59		
						80 H Albany (NY)	49 71	143 H UC Riverside		58 49		
						83 A CSUN	51 82	148 A UC Davis		59 64		
						83 H CSUN	53 65	148 H UC Davis		67 74		
								154 A Cal Poly		74 60		
								154 H Cal Poly		55 48		
								154 H Cal Poly		48 57		
								170 H Montana St.		47 63		
								260 A Weber St.		70 68		
								267 H North Dakota St.		86 79		
								273 A UC Irvine		62 51		
								273 H UC Irvine		66 54		
								300 A Seattle		66 59		
								309 A Denver		78 61		
								328 A UC Santa Barbara		39 48		
								328 H UC Santa Barbara		54 50		
								342 H UMKC		72 52		
LAST 12 Division I GAMES:												
						154 H Cal Poly	55 48	328 A UC Santa Barbara		39 48		
						143 H UC Riverside	71 59	154 A Cal Poly		74 60		
						72 A Hawaii	38 61	72 H Hawaii		43 54		
						273 H UC Irvine	66 54	148 H UC Davis		67 74		
						110 H Long Beach St.	62 69	83 A CSUN		51 82		
						83 H CSUN	53 65	143 A UC Riverside		69 77		

Non-Div I Games:

Cal St. Fullerton

■ Loss, 
 ■ Non-Conf, S Site, 
 ■ Home 
 ■ Away 
 N Neutral

Average RPI Win:	115	WON-LOST	WINNING	LAST 10	STRENGTH OF	OPP. STRENGTH	TEAM	ADJ.	CONF.	ADJ CONF.
Average RPI Loss:	47	RECORD	PCT. RANK	GAMES	SCHEDULE	OF SCHEDULE	RPI	RPI	RPI	RPI
DIV. I ONLY	23- 9	48	6- 4	20	28	23	23	5	5	
DIV. I NON-CONF.	8- 3	71	0- 0	34	79	34	34	5	5	
TOTALS	RPI 1-25	RPI 26-50	W-L RECORDS	RPI 51-100	RPI 101-150	RPI 150+				
23- 9	2- 5	2- 1	OVERALL	10- 1	3- 2	6- 0				
11- 4	0- 3	1- 0	HOME	4- 1	2- 0	4- 0				
9- 4	2- 1	0- 1	AWAY	5- 0	0- 2	2- 0				
3- 1	0- 1	1- 0	NEUTRAL	1- 0	1- 0	0- 0				
8- 3	0- 1	0- 0	NON-CONFERENCE	3- 0	3- 2	2- 0				
5- 1	0- 1	0- 0	HOME	1- 0	2- 0	2- 0				
2- 2	0- 0	0- 0	AWAY	2- 0	0- 2	0- 0				
1- 0	0- 0	0- 0	NEUTRAL	0- 0	1- 0	0- 0				
15- 6	2- 4	2- 1	CONFERENCE	7- 1	0- 0	4- 0				
6- 3	0- 2	1- 0	HOME	3- 1	0- 0	2- 0				
7- 2	2- 1	0- 1	AWAY	3- 0	0- 0	2- 0				
2- 1	0- 1	1- 0	NEUTRAL	1- 0	0- 0	0- 0				

RPI	S	Opponent	Score	RPI	S	Opponent	Score	RPI	S	Opponent	Score	RPI	S	Opponent	Score
7	H	Louisville	57 70	31	A	Washington	77 79	61	A	Pacific	84 64	103	N	Missouri	82 70
15	A	Arizona St.	50 49	31	H	Washington	82 58	70	A	Washington St.	70 62	105	A	Kansas	39 62
15	H	Arizona St.	52 67	31	N	Washington	69 53	70	H	Washington St.	57 54	110	A	Long Beach St.	56 58
18	A	Stanford	63 53					72	A	Hawaii	79 72	123	H	Sacramento St.	107 94
18	H	Stanford	47 59					89	H	Creighton	94 69	131	H	Old Dominion	79 59
18	N	Stanford	60 61					93	A	UCLA	72 57	179	A	Oregon	74 59
19	A	Oregon St.	55 73					93	H	UCLA	70 64	215	A	Arizona	65 46
								96	A	Southern California	67 53	215	H	Arizona	68 56
								96	H	Southern California	54 65	228	H	San Jose St.	110 87
								99	H	Colorado	75 59	237	H	Utah	67 49
								99	N	Colorado	68 55	287	H	Nevada	76 54
LAST 12 Division I GAMES:															
18	N	Stanford	60 61	18	H	Stanford	47 59								
99	N	Colorado	68 55	96	H	Southern California	54 65								
31	N	Washington	69 53	93	H	UCLA	70 64								
19	A	Oregon St.	55 73	15	A	Arizona St.	50 49								
179	A	Oregon	74 59	215	A	Arizona	65 46								
18	A	Stanford	63 53	70	H	Washington St.	57 54								

Non-Div I Games:

California

■ Loss, 
 ■ Non-Conf, S Site, 
 ■ Home 
 ■ Away 
 N Neutral

Average RPI Win: 282		WON-LOST	WINNING	LAST 10	STRENGTH OF	OPP. STRENGTH	TEAM	ADJ.	CONF.	ADJ CONF.
Average RPI Loss: 166		RECORD	PCT. RANK	GAMES	SCHEDULE	OF SCHEDULE	RPI	RPI	RPI	RPI
DIV. I ONLY		17- 12	117	7- 3	289	332	203	203	28	28
DIV. I NON-CONF.		3- 4	197	0- 0	300	325	274	274	32	32
TOTALS		RPI 1-25	RPI 26-50	W-L RECORDS	RPI 51-100	RPI 101-150	RPI 150+			
17- 12	0- 0		0- 1	OVERALL	0- 3	1- 2	16- 6			
11- 2	0- 0		0- 0	HOME	0- 1	1- 1	10- 0			
4- 9	0- 0		0- 1	AWAY	0- 1	0- 1	4- 6			
2- 1	0- 0		0- 0	NEUTRAL	0- 1	0- 0	2- 0			
3- 4	0- 0		0- 1	NON-CONFERENCE	0- 0	0- 1	3- 2			
2- 1	0- 0		0- 0	HOME	0- 0	0- 1	2- 0			
0- 3	0- 0		0- 1	AWAY	0- 0	0- 0	0- 2			
1- 0	0- 0		0- 0	NEUTRAL	0- 0	0- 0	1- 0			
14- 8	0- 0		0- 0	CONFERENCE	0- 3	1- 1	13- 4			
9- 1	0- 0		0- 0	HOME	0- 1	1- 0	8- 0			
4- 6	0- 0		0- 0	AWAY	0- 1	0- 1	4- 4			
1- 1	0- 0		0- 0	NEUTRAL	0- 1	0- 0	1- 0			

RPI 1-25				RPI 26-50				RPI 51-100				RPI 101+				Team's RPI: 203	
RPI	S	Opponent	Score	RPI	S	Opponent	Score	RPI	S	Opponent	Score	RPI	S	Opponent	Score		
				50	A	Stetson	63 76	63	A	Liberty	40 64	101	H	Elon	51 77		
								63	H	Liberty	57 64	149	A	High Point	59 79		
								63	N	Liberty	43 71	149	H	High Point	64 61		
												197	A	Winthrop	59 61		
												197	H	Winthrop	62 52		
												197	N	Winthrop	65 52		
												206	A	Radford	43 67		
												206	H	Radford	65 62		
												223	A	UNCW	80 89		
												242	A	Presbyterian	42 51		
												242	H	Presbyterian	58 45		
												255	N	Bethune-Cookman	66 55		
												279	A	Gardner-Webb	72 62		
												279	H	Gardner-Webb	75 74		
												298	A	Western Caro.	57 67		
												306	A	UNC Asheville	56 51		
												306	H	UNC Asheville	60 55		
												321	H	Mt. St. Mary's	60 42		
												334	A	Coastal Caro.	40 50		
												334	H	Coastal Caro.	78 69		
												339	H	N.C. Central	65 60		
												344	A	Longwood	65 58		
												344	H	Longwood	68 56		
												348	A	Charleston So.	69 65		
												348	H	Charleston So.	61 47		
LAST 12 Division I GAMES:																	
				63	N	Liberty	43 71	149	H	High Point	64 61						
				197	N	Winthrop	65 52	306	A	UNC Asheville	56 51						
				63	H	Liberty	57 64	348	H	Charleston So.	61 47						
				334	H	Coastal Caro.	78 69	197	H	Winthrop	62 52						
				206	A	Radford	43 67	344	H	Longwood	68 56						
				279	A	Gardner-Webb	72 62	242	A	Presbyterian	42 51						

Non-Div I Games:	Pfeiffer	89	61	Brevard	72	51
------------------	----------	----	----	---------	----	----

Campbell

Loss, Non-Conf, S Site, H Home A Away N Neutral

Average RPI Win:	290	WON-LOST	WINNING	LAST 10	STRENGTH OF	OPP. STRENGTH	TEAM	ADJ.	CONF.	ADJ CONF.
Average RPI Loss:	144	RECORD	PCT. RANK	GAMES	SCHEDULE	OF SCHEDULE	RPI	RPI	RPI	RPI
DIV. I ONLY	10- 20	260	2- 8	225	249	262	262	24	24	
DIV. I NON-CONF.	2- 7	290	0- 0	125	197	251	251	24	24	
TOTALS	RPI 1-25	RPI 26-50	W-L RECORDS	RPI 51-100	RPI 101-150	RPI 150+				
10- 20	0- 2	0- 1	OVERALL	0- 3	0- 3	10- 11				
5- 9	0- 1	0- 0	HOME	0- 2	0- 2	5- 4				
5- 10	0- 1	0- 1	AWAY	0- 1	0- 1	5- 6				
0- 1	0- 0	0- 0	NEUTRAL	0- 0	0- 0	0- 1				
2- 7	0- 0	0- 1	NON-CONFERENCE	0- 3	0- 1	2- 2				
1- 3	0- 0	0- 0	HOME	0- 2	0- 1	1- 0				
1- 4	0- 0	0- 1	AWAY	0- 1	0- 0	1- 2				
0- 0	0- 0	0- 0	NEUTRAL	0- 0	0- 0	0- 0				
8- 13	0- 2	0- 0	CONFERENCE	0- 0	0- 2	8- 9				
4- 6	0- 1	0- 0	HOME	0- 0	0- 1	4- 4				
4- 6	0- 1	0- 0	AWAY	0- 0	0- 1	4- 4				
0- 1	0- 0	0- 0	NEUTRAL	0- 0	0- 0	0- 1				

RPI 1-25				RPI 26-50				RPI 51-100				RPI 101+ Team's RPI: 262			
RPI	S	Opponent	Score	RPI	S	Opponent	Score	RPI	S	Opponent	Score	RPI	S	Opponent	Score
24	A	Quinnipiac	85 88	36	A	Syracuse	37 70	68	A	Michigan	43 79	117	A	Marist	64 74
24	H	Quinnipiac	66 86					78	H	Youngstown St.	48 80	117	H	Marist	49 63
								80	H	Albany (NY)	59 64	139	H	Buffalo	55 72
												156	A	Bryant	68 71
												166	A	St. Bonaventure	46 62
												168	A	Siena	54 58
												168	H	Siena	70 71
												178	A	Fairfield	58 61
												178	H	Fairfield	54 63
												195	A	Iona	75 85
												195	H	Iona	62 80
												238	A	Niagara	66 55
												238	H	Niagara	65 59
												241	A	Monmouth	75 58
												241	H	Monmouth	62 49
												241	N	Monmouth	56 68
												278	A	Rider	51 52
												278	H	Rider	56 58
												320	A	Saint Francis (PA)	87 74
												323	A	Manhattan	56 45
												323	H	Manhattan	55 44
												325	H	Binghamton	91 75
												327	A	Saint Peter's	57 45
												327	H	Saint Peter's	75 50
LAST 12 Division I GAMES:															
				241	N	Monmouth	56 68					178	A	Fairfield	58 61
				168	A	Siena	54 58					117	H	Marist	49 63
				238	H	Niagara	65 59					178	H	Fairfield	54 63
				241	H	Monmouth	62 49					278	A	Rider	51 52
				278	H	Rider	56 58					241	A	Monmouth	75 58
				24	A	Quinnipiac	85 88					195	H	Iona	62 80

Non-Div I Games:

Canisius

■ Loss, 
 ■ Non-Conf, S Site, 
 ■ Home 
 ■ Away 
 N Neutral

Average RPI Win: 291		WON-LOST	WINNING	LAST 10	STRENGTH OF	OPP. STRENGTH	TEAM	ADJ.	CONF.	ADJ CONF.
Average RPI Loss: 199		RECORD	PCT. RANK	GAMES	SCHEDULE	OF SCHEDULE	RPI	RPI	RPI	RPI
DIV. I ONLY		13- 13	172	6- 4	319	325	249	249	27	27
DIV. I NON-CONF.		3- 5	215	0- 0	222	346	254	254	27	27
TOTALS	RPI 1-25		RPI 26-50		W-L RECORDS		RPI 51-100		RPI 101-150	RPI 150+
13- 13	0- 0		0- 1		OVERALL		0- 1		0- 1	13- 10
7- 5	0- 0		0- 0		HOME		0- 0		0- 1	7- 4
5- 7	0- 0		0- 1		AWAY		0- 1		0- 0	5- 5
1- 1	0- 0		0- 0		NEUTRAL		0- 0		0- 0	1- 1
3- 5	0- 0		0- 1		NON-CONFERENCE		0- 1		0- 0	3- 3
1- 2	0- 0		0- 0		HOME		0- 0		0- 0	1- 2
1- 2	0- 0		0- 1		AWAY		0- 1		0- 0	1- 0
1- 1	0- 0		0- 0		NEUTRAL		0- 0		0- 0	1- 1
10- 8	0- 0		0- 0		CONFERENCE		0- 0		0- 1	10- 7
6- 3	0- 0		0- 0		HOME		0- 0		0- 1	6- 2
4- 5	0- 0		0- 0		AWAY		0- 0		0- 0	4- 5
0- 0	0- 0		0- 0		NEUTRAL		0- 0		0- 0	0- 0

RPI	S	Opponent	Score
RPI 1-25			
30	A	Western Ky.	57 93
<div style="text-align: right;">Team's RPI:    249</div>			

RPI	S	Opponent	Score
RPI 26-50			
86	A	Georgia Tech	50 88

RPI	S	Opponent	Score
RPI 51-100			
127	H	Stephen F. Austin	46 73
183	A	Lamar	46 82
207	H	Jacksonville St.	54 63
210	A	Nicholls St.	43 53
210	H	Nicholls St.	72 75
211	A	McNeese St.	68 72
211	H	McNeese St.	63 65
227	A	Northwestern St.	52 54
227	H	Northwestern St.	63 46
246	H	A&M-Corpus Christi	63 59
257	A	Abilene Christian	66 60
261	H	Austin Peay	63 54
272	N	Jackson St.	56 45
283	A	Houston Baptist	37 58
289	N	Eastern Ky.	55 56
295	A	Sam Houston St.	64 56
295	H	Sam Houston St.	66 63
303	A	New Orleans	53 46
303	H	New Orleans	50 44
313	A	Alcorn	62 36
317	H	Southeast Mo. St.	46 48
332	A	Southeastern La.	60 48
332	H	Southeastern La.	73 57
341	H	Incarnate Word	58 49

LAST 12 Division I GAMES:			
211	A	McNeese St.	68 72
210	A	Nicholls St.	43 53
332	H	Southeastern La.	73 57
295	A	Sam Houston St.	64 56
295	H	Sam Houston St.	66 63
211	H	McNeese St.	63 65
341	H	Incarnate Word	58 49
227	A	Northwestern St.	52 54
303	H	New Orleans	50 44
332	A	Southeastern La.	60 48
227	H	Northwestern St.	63 46
210	H	Nicholls St.	72 75

Non-Div I Games:	Williams Baptist	73	57	Blue Mountain	71	30	Lyon	59	43	Central Baptist	72	39	Central Ark.
------------------	------------------	----	----	---------------	----	----	------	----	----	-----------------	----	----	--------------

Loss, Non-Conf, S Site, H Home A Away N Neutral

Average RPI Win:	260	WON-LOST	WINNING	LAST 10	STRENGTH OF	OPP. STRENGTH	TEAM	ADJ.	CONF.	ADJ CONF.
Average RPI Loss:	165	RECORD	PCT. RANK	GAMES	SCHEDULE	OF SCHEDULE	RPI	RPI	RPI	RPI
DIV. I ONLY	19- 12	99	6- 4	243	300	165	165	29	29	
DIV. I NON-CONF.	4- 7	221	0- 0	56	207	152	152	28	28	
TOTALS	RPI 1-25	RPI 26-50	W-L RECORDS	RPI 51-100	RPI 101-150	RPI 150+				
19- 12	0- 0	0- 1	OVERALL	0- 3	1- 2	18- 6				
11- 5	0- 0	0- 0	HOME	0- 3	0- 1	11- 1				
8- 7	0- 0	0- 0	AWAY	0- 0	1- 0	7- 0				
0- 0	0- 0	0- 0	NEUTRAL	0- 0	0- 0	0- 0				
4- 7	0- 0	0- 1	NON-CONFERENCE	0- 3	1- 2	3- 1				
1- 4	0- 0	0- 0	HOME	0- 3	0- 1	1- 0				
3- 3	0- 0	0- 1	AWAY	0- 0	1- 1	2- 1				
0- 0	0- 0	0- 0	NEUTRAL	0- 0	0- 0	0- 0				
15- 5	0- 0	0- 0	CONFERENCE	0- 0	0- 0	15- 5				
10- 1	0- 0	0- 0	HOME	0- 0	0- 0	10- 1				
5- 4	0- 0	0- 0	AWAY	0- 0	0- 0	5- 4				
0- 0	0- 0	0- 0	NEUTRAL	0- 0	0- 0	0- 0				

RPI S	Opponent	Score	RPI S	Opponent	Score	RPI S	Opponent	Score	RPI S	Opponent	Score	Team's RPI: 165
36	A Syracuse	43 74	73	H Fordham	36 72	102	A Hofstra	71 66	136	A Rhode Island	46 58	
			95	H Maine	58 72	145	H Hartford	63 75	156	A Bryant	53 55	
			98	H Army	60 74	156	H Bryant	70 59	168	A Siena	57 79	
						181	A Robert Morris	48 60	181	H Robert Morris	63 46	
						209	A New Hampshire	64 58	217	A Sacred Heart	62 49	
						217	H Sacred Heart	70 58	218	A UMass Lowell	81 58	
						252	A St. Francis Brooklyn	51 49	252	H St. Francis Brooklyn	61 43	
						252	H St. Francis Brooklyn	63 71	301	A Fairleigh Dickinson	77 56	
						301	H Fairleigh Dickinson	82 53	304	H Vermont	77 75	
						310	A LIU Brooklyn	68 54	310	H LIU Brooklyn	75 70	
						310	H LIU Brooklyn	72 51	320	A Saint Francis (PA)	48 61	
						320	H Saint Francis (PA)	72 59	321	A Mt. St. Mary's	50 54	
						321	H Mt. St. Mary's	60 49	326	A Wagner	83 67	
						326	A Wagner	83 67				
LAST 12 Division I GAMES:												
252	H St. Francis Brooklyn	63 71	320	A Saint Francis (PA)	48 61							
310	H LIU Brooklyn	72 51	181	A Robert Morris	48 60							
156	A Bryant	53 55	252	H St. Francis Brooklyn	61 43							
301	A Fairleigh Dickinson	77 56	321	H Mt. St. Mary's	60 49							
320	H Saint Francis (PA)	72 59	310	A LIU Brooklyn	68 54							
217	H Sacred Heart	70 58	326	A Wagner	83 67							

Non-Div I Games:

Central Conn. St.

■ Loss, 
 ■ Non-Conf, S Site, 
 ■ Home 
 ■ Away 
 N Neutral

RPI	S	Opponent	Score
326	<div>H</div>	Wagner	77 61

C  
e  
n  
t  
r  
a  
l  
C  
o  
n  
n  
.  
S  
t  
.

C  
e  
n  
t  
r  
a  
l  
C  
o  
n  
n  
.  
S  
t  
.

Central Conn. St.



## Central Mich.

## Through Games Of March 11, 2015

Average RPI Win:	224	WON-LOST	WINNING	LAST 10	STRENGTH OF	OPP. STRENGTH	TEAM	ADJ.	CONF.	ADJ CONF.
Average RPI Loss:	89	RECORD	PCT. RANK	GAMES	SCHEDULE	OF SCHEDULE	RPI	RPI	RPI	RPI
DIV. I ONLY	13- 18	229	2- 8	73	124	174	174	15	15	
DIV. I NON-CONF.	5- 6	178	0- 0	61	19	130	130	17	17	
TOTALS	RPI 1-25	RPI 26-50	W-L RECORDS	RPI 51-100	RPI 101-150	RPI 150+				
13- 18	0- 4	0- 1	OVERALL	2- 5	1- 6	10- 2				
7- 7	0- 2	0- 0	HOME	1- 2	1- 3	5- 0				
4- 9	0- 1	0- 1	AWAY	0- 2	0- 3	4- 2				
2- 2	0- 1	0- 0	NEUTRAL	1- 1	0- 0	1- 0				
5- 6	0- 4	0- 1	NON-CONFERENCE	1- 0	0- 0	4- 1				
3- 2	0- 2	0- 0	HOME	0- 0	0- 0	3- 0				
0- 3	0- 1	0- 1	AWAY	0- 0	0- 0	0- 1				
2- 1	0- 1	0- 0	NEUTRAL	1- 0	0- 0	1- 0				
8- 12	0- 0	0- 0	CONFERENCE	1- 5	1- 6	6- 1				
4- 5	0- 0	0- 0	HOME	1- 2	1- 3	2- 0				
4- 6	0- 0	0- 0	AWAY	0- 2	0- 3	4- 1				
0- 1	0- 0	0- 0	NEUTRAL	0- 1	0- 0	0- 0				

RPI 1-25				RPI 26-50				RPI 51-100				RPI 101+ Team's RPI: 174			
RPI	S	Opponent	Score	RPI	S	Opponent	Score	RPI	S	Opponent	Score	RPI	S	Opponent	Score
3	N	South Carolina	45 80	43	A	Minnesota	64 67	57	A	Ohio	51 71	111	A	Eastern Mich.	64 85
8	H	Kentucky	68 71					57	H	Ohio	66 74	111	H	Eastern Mich.	86 93
13	A	Dayton	76 86					81	H	Akron	72 74	119	A	Ball St.	64 73
13	H	Dayton	89 98					90	A	Western Mich.	64 69	119	H	Ball St.	69 85
								90	H	Western Mich.	63 51	121	A	Toledo	53 62
								90	N	Western Mich.	68 81	121	H	Toledo	46 61
								91	N	Richmond	61 56	139	H	Buffalo	66 58
												179	N	Oregon	73 67
												188	A	Memphis	61 62
												194	H	Massachusetts	72 70
												235	H	Oakland	74 69
												250	A	Northern Ill.	62 69
												250	A	Northern Ill.	49 44
												250	H	Northern Ill.	56 43
												275	A	Miami (OH)	60 54
												285	A	Kent St.	83 62
												285	H	Kent St.	65 63
												291	A	Bowling Green	57 54
												347	H	Delaware St.	91 63
LAST 12 Division I GAMES:															
		90 N Western Mich.	68 81			90 H Western Mich.	63 51								
		250 A Northern Ill.	49 44			119 A Ball St.	64 73								
		111 H Eastern Mich.	86 93			111 A Eastern Mich.	64 85								
		119 H Ball St.	69 85			121 H Toledo	46 61								
		121 A Toledo	53 62			90 A Western Mich.	64 69								
		250 A Northern Ill.	62 69			291 A Bowling Green	57 54								

Non-Div I Games:

Central Mich.

■ Loss, 
 ■ Non-Conf, S Site, 
 ■ Home 
 ■ Away 
 N Neutral

Charleston So.

Through Games Of March 11, 2015

Average RPI Win:	306	WON-LOST	WINNING	LAST 10	STRENGTH OF	OPP. STRENGTH	TEAM	ADJ.	CONF.	ADJ CONF.
Average RPI Loss:	226	RECORD	PCT. RANK	GAMES	SCHEDULE	OF SCHEDULE	RPI	RPI	RPI	RPI
DIV. I ONLY	1- 25	349	1- 9	299	333	348	348	28	28	
DIV. I NON-CONF.	0- 5	339	0- 0	297	280	348	348	32	32	
TOTALS	RPI 1-25	RPI 26-50	W-L RECORDS	RPI 51-100	RPI 101-150	RPI 150+				
1- 25	0- 0	0- 0	OVERALL	0- 2	0- 2	1- 21				
1- 9	0- 0	0- 0	HOME	0- 1	0- 1	1- 7				
0- 14	0- 0	0- 0	AWAY	0- 1	0- 1	0- 12				
0- 2	0- 0	0- 0	NEUTRAL	0- 0	0- 0	0- 2				
0- 5	0- 0	0- 0	NON-CONFERENCE	0- 0	0- 0	0- 5				
0- 0	0- 0	0- 0	HOME	0- 0	0- 0	0- 0				
0- 4	0- 0	0- 0	AWAY	0- 0	0- 0	0- 4				
0- 1	0- 0	0- 0	NEUTRAL	0- 0	0- 0	0- 1				
1- 20	0- 0	0- 0	CONFERENCE	0- 2	0- 2	1- 16				
1- 9	0- 0	0- 0	HOME	0- 1	0- 1	1- 7				
0- 10	0- 0	0- 0	AWAY	0- 1	0- 1	0- 8				
0- 1	0- 0	0- 0	NEUTRAL	0- 0	0- 0	0- 1				

RPI 1-25			RPI 26-50			RPI 51-100				RPI 101+		Team's RPI: 348		
RPI	S	Opponent	Score	RPI	S	Opponent	Score	RPI	S	Opponent	Score			
								63	A	Liberty	53	64		
								63	H	Liberty	51	86		
										149	A	High Point	60	92
										149	H	High Point	44	77
										158	A	Charlotte	43	75
										161	A	Florida	64	92
										197	A	Winthrop	40	77
										197	H	Winthrop	50	79
										203	A	Campbell	47	61
										203	H	Campbell	65	69
										206	A	Radford	51	53
										206	H	Radford	57	64
										207	N	Jacksonville St.	43	70
										223	A	UNCW	70	80
										242	A	Presbyterian	40	71
										242	H	Presbyterian	48	56
										242	N	Presbyterian	39	47
										279	A	Gardner-Webb	54	70
										279	H	Gardner-Webb	56	62
										306	A	UNC Asheville	47	56
										306	H	UNC Asheville	70	57
										315	A	Wofford	48	55
										334	A	Coastal Caro.	51	65
										334	H	Coastal Caro.	62	71
										344	A	Longwood	71	79
										344	H	Longwood	51	58
LAST 12 Division I GAMES:														
				242	N	Presbyterian	39	47		279	H	Gardner-Webb	56	62
				344	H	Longwood	51	58		149	A	High Point	60	92
				242	H	Presbyterian	48	56		203	A	Campbell	47	61
				63	A	Liberty	53	64		306	H	UNC Asheville	70	57
				334	A	Coastal Caro.	51	65		197	A	Winthrop	40	77
				206	H	Radford	57	64		344	A	Longwood	71	79

Non-Div I Games: Clearwater 90 37 Montreat 86 34 Columbia Int'l 74 33 Trinity Baptist 98 35 Charleston So.

Loss, Non-Conf, S Site, H Home A Away N Neutral

Average RPI Win:	227	WON-LOST	WINNING	LAST 10	STRENGTH OF	OPP. STRENGTH	TEAM	ADJ.	CONF.	ADJ CONF.
Average RPI Loss:	116	RECORD	PCT. RANK	GAMES	SCHEDULE	OF SCHEDULE	RPI	RPI	RPI	RPI
DIV. I ONLY	15- 16	183	7- 3	112	149	158	158	17	17	
DIV. I NON-CONF.	4- 8	234	0- 0	99	110	207	207	18	18	
TOTALS	RPI 1-25	RPI 26-50	W-L RECORDS	RPI 51-100	RPI 101-150	RPI 150+				
15- 16	0- 2	0- 2	OVERALL	2- 3	1- 4	12- 5				
8- 6	0- 0	0- 1	HOME	0- 2	1- 1	7- 2				
6- 7	0- 1	0- 1	AWAY	2- 0	0- 3	4- 2				
1- 3	0- 1	0- 0	NEUTRAL	0- 1	0- 0	1- 1				
4- 8	0- 2	0- 0	NON-CONFERENCE	1- 2	0- 2	3- 2				
3- 2	0- 0	0- 0	HOME	0- 1	0- 1	3- 0				
1- 3	0- 1	0- 0	AWAY	1- 0	0- 1	0- 1				
0- 3	0- 1	0- 0	NEUTRAL	0- 1	0- 0	0- 1				
11- 8	0- 0	0- 2	CONFERENCE	1- 1	1- 2	9- 3				
5- 4	0- 0	0- 1	HOME	0- 1	1- 0	4- 2				
5- 4	0- 0	0- 1	AWAY	1- 0	0- 2	4- 1				
1- 0	0- 0	0- 0	NEUTRAL	0- 0	0- 0	1- 0				

RPI 1-25				RPI 26-50				RPI 51-100				RPI 101+ Team's RPI: 158			
RPI	S	Opponent	Score	RPI	S	Opponent	Score	RPI	S	Opponent	Score	RPI	S	Opponent	Score
3	A	South Carolina	61 82	30	A	Western Ky.	72 80	63	A	Liberty	79 77	101	H	Elon	54 67
12	N	Princeton	43 73	30	H	Western Ky.	61 76	66	H	Middle Tenn.	54 84	114	A	Louisiana Tech	61 71
								82	H	North Carolina St.	63 70	119	A	Ball St.	66 76
								94	A	Southern Miss.	83 72	131	A	Old Dominion	57 66
								97	N	Montana	58 67	131	H	Old Dominion	82 67
												172	H	UTSA	74 54
												177	H	UAB	52 60
												186	N	Wake Forest	58 65
												187	A	Marshall	66 58
												187	H	Marshall	74 56
												187	N	Marshall	67 52
												221	A	Fla. Atlantic	68 71
												237	A	Utah	52 54
												242	H	Presbyterian	66 50
												244	H	UTEP	72 75
												263	H	Davidson	86 51
												268	A	Rice	62 59
												268	H	Rice	74 59
												330	A	North Texas	67 58
												330	H	North Texas	71 46
												333	A	FIU	81 62
												348	H	Charleston So.	75 43
LAST 12 Division I GAMES:															
		187	N	Marshall			67	52			114	A	Louisiana Tech		61 71
		187	A	Marshall			66	58			172	H	UTSA		74 54
		30	A	Western Ky.			72	80			244	H	UTEP		72 75
		268	H	Rice			74	59			131	H	Old Dominion		82 67
		330	H	North Texas			71	46			333	A	FIU		81 62
		94	A	Southern Miss.			83	72			221	A	Fla. Atlantic		68 71

Non-Div I Games:

Charlotte

■ Loss, 
 ■ Non-Conf, S Site, 
 ■ Home 
 ■ Away 
 N Neutral

Average RPI Win:	185	WON-LOST	WINNING	LAST 10	STRENGTH OF	OPP. STRENGTH	TEAM	ADJ.	CONF.	ADJ CONF.
Average RPI Loss:	24	RECORD	PCT. RANK	GAMES	SCHEDULE	OF SCHEDULE	RPI	RPI	RPI	RPI
DIV. I ONLY	29- 3	9	10- 0	58	171	20	20	20	20	
DIV. I NON-CONF.	12- 3	46	0- 0	9	64	8	8	22	22	
TOTALS	RPI 1-25	RPI 26-50	W-L RECORDS	RPI 51-100	RPI 101-150	RPI 150+				
29- 3	2- 2	0- 1	OVERALL	2- 0	9- 0	16- 0				
13- 1	2- 1	0- 0	HOME	1- 0	2- 0	8- 0				
11- 2	0- 1	0- 1	AWAY	0- 0	5- 0	6- 0				
5- 0	0- 0	0- 0	NEUTRAL	1- 0	2- 0	2- 0				
12- 3	2- 2	0- 1	NON-CONFERENCE	2- 0	3- 0	5- 0				
6- 1	2- 1	0- 0	HOME	1- 0	0- 0	3- 0				
4- 2	0- 1	0- 1	AWAY	0- 0	3- 0	1- 0				
2- 0	0- 0	0- 0	NEUTRAL	1- 0	0- 0	1- 0				
17- 0	0- 0	0- 0	CONFERENCE	0- 0	6- 0	11- 0				
7- 0	0- 0	0- 0	HOME	0- 0	2- 0	5- 0				
7- 0	0- 0	0- 0	AWAY	0- 0	2- 0	5- 0				
3- 0	0- 0	0- 0	NEUTRAL	0- 0	2- 0	1- 0				

RPI 1-25						Team's RPI:		20	
RPI	S	Opponent	Score						
1	A	Notre Dame	53	88					
2	H	Tennessee	67	63					
18	H	Stanford	54	46					
25	H	South Fla.	57	59					

RPI 26-50					
RPI	S	Opponent	Score		
47	A	Arkansas St.	52	57	

RPI 51-100					
RPI	S	Opponent	Score		
71	N	South Dakota	67	54	
75	H	Villanova	49	45	

RPI 101+					
RPI	S	Opponent	Score		
108	A	East Tenn. St.	64	56	
108	H	East Tenn. St.	64	42	
108	N	East Tenn. St.	61	56	
116	A	Harvard	54	52	
134	A	UT Martin	65	54	
146	A	Butler	76	47	
147	A	Furman	47	40	
147	H	Furman	67	45	
147	N	Furman	68	55	
171	A	Belmont	60	48	
176	N	SIUE	59	49	
180	H	N.C. A&T	58	43	
192	A	Mercer	56	51	
192	H	Mercer	71	59	
205	A	Samford	56	49	
205	H	Samford	49	32	
261	H	Austin Peay	76	65	
293	H	Morgan St.	55	40	
298	A	Western Caro.	66	41	
298	H	Western Caro.	83	52	
308	A	UNC Greensboro	81	46	
308	H	UNC Greensboro	76	52	
308	N	UNC Greensboro	78	44	
315	A	Wofford	70	43	
315	H	Wofford	68	41	

LAST 12 Division I GAMES:					
108	N	East Tenn. St.	61	56	
147	N	Furman	68	55	
308	N	UNC Greensboro	78	44	
108	H	East Tenn. St.	64	42	
192	A	Mercer	56	51	
205	A	Samford	56	49	
298	A	Western Caro.	66	41	
308	H	UNC Greensboro	76	52	
315	H	Wofford	68	41	
108	A	East Tenn. St.	64	56	
192	H	Mercer	71	59	
205	H	Samford	49	32	

Non-Div I Games:

## Chattanooga

Loss, Non-Conf, S Site, H Home A Away N Neutral

Average RPI Win:	324	WON-LOST	WINNING	LAST 10	STRENGTH OF	OPP. STRENGTH	TEAM	ADJ.	CONF.	ADJ CONF.
Average RPI Loss:	212	RECORD	PCT. RANK	GAMES	SCHEDULE	OF SCHEDULE	RPI	RPI	RPI	RPI
DIV. I ONLY	2- 25	344	0- 9	246	342	343	343	30	30	
DIV. I NON-CONF.	1- 11	338	0- 0	211	327	326	326	30	30	
TOTALS	RPI 1-25	RPI 26-50	W-L RECORDS	RPI 51-100	RPI 101-150	RPI 150+				
2- 25	0- 0	0- 2	OVERALL	0- 2	0- 5	2- 16				
1- 12	0- 0	0- 2	HOME	0- 1	0- 2	1- 7				
1- 12	0- 0	0- 0	AWAY	0- 0	0- 0	1- 0				
0- 1	0- 0	0- 0	NEUTRAL	0- 0	0- 1	0- 0				
1- 11	0- 0	0- 2	NON-CONFERENCE	0- 2	0- 0	1- 7				
0- 6	0- 0	0- 2	HOME	0- 1	0- 0	0- 3				
1- 5	0- 0	0- 0	AWAY	0- 1	0- 0	1- 4				
0- 0	0- 0	0- 0	NEUTRAL	0- 0	0- 0	0- 0				
1- 14	0- 0	0- 0	CONFERENCE	0- 0	0- 5	1- 9				
1- 6	0- 0	0- 0	HOME	0- 0	0- 2	1- 4				
0- 7	0- 0	0- 0	AWAY	0- 0	0- 2	0- 5				
0- 1	0- 0	0- 0	NEUTRAL	0- 0	0- 1	0- 0				

RPI 1-25			RPI 26-50			RPI 51-100			RPI 101+			Team's RPI: 343			
RPI	S	Opponent	Score	RPI	S	Opponent	Score	RPI	S	Opponent	Score	RPI	S	Opponent	Score
				34	H	Northwestern	48 102	88	A	Wright St.	40 81	125	A	Bakersfield	58 83
				37	H	DePaul	34 87	90	H	Western Mich.	43 73	125	H	Bakersfield	57 83
												125	N	Bakersfield	53 77
												132	A	New Mexico St.	53 70
												132	H	New Mexico St.	54 62
												204	A	Tex.-Pan American	57 66
												204	H	Tex.-Pan American	60 75
												208	A	Ill.-Chicago	44 70
												234	H	Western Ill.	55 90
												235	A	Oakland	40 66
												272	H	Jackson St.	60 70
												274	A	Grand Canyon	49 73
												274	H	Grand Canyon	51 76
												280	A	Milwaukee	47 69
												296	A	NJIT	48 59
												300	A	Seattle	51 75
												300	H	Seattle	49 56
												316	H	IPFW	62 79
												319	A	Bradley	62 59
												329	A	Utah Valley	53 68
												329	H	Utah Valley	60 55
												342	A	UMKC	46 77
												342	H	UMKC	59 65
LAST 12 Division I GAMES:															
				125	N	Bakersfield	53 77	342	A	UMKC	46 77				
				132	H	New Mexico St.	54 62	204	A	Tex.-Pan American	57 66				
				329	A	Utah Valley	53 68	132	A	New Mexico St.	53 70				
				274	A	Grand Canyon	49 73	274	H	Grand Canyon	51 76				
				300	H	Seattle	49 56	329	H	Utah Valley	60 55				
				125	H	Bakersfield	57 83	125	A	Bakersfield	58 83				

Non-Div I Games: Ind.-Northwest 78 56 St. Joseph's (IN) 61 58

Chicago St.

■ Loss, 
 ■ Non-Conf, S Site, 
 ■ Home 
 ■ Away 
 N Neutral

Average RPI Win:	266	WON-LOST	WINNING	LAST 10	STRENGTH OF	OPP. STRENGTH	TEAM	ADJ.	CONF.	ADJ CONF.
Average RPI Loss:	115	RECORD	PCT. RANK	GAMES	SCHEDULE	OF SCHEDULE	RPI	RPI	RPI	RPI
DIV. I ONLY	8- 23	294	2- 8	128	101	258	258	8	8	
DIV. I NON-CONF.	3- 8	263	0- 0	245	212	301	301	8	8	
TOTALS	RPI 1-25	RPI 26-50	W-L RECORDS	RPI 51-100	RPI 101-150	RPI 150+				
8- 23	0- 5	0- 0	OVERALL	0- 6	0- 6	8- 6				
5- 8	0- 2	0- 0	HOME	0- 2	0- 2	5- 2				
2- 12	0- 2	0- 0	AWAY	0- 3	0- 4	2- 3				
1- 3	0- 1	0- 0	NEUTRAL	0- 1	0- 0	1- 1				
3- 8	0- 0	0- 0	NON-CONFERENCE	0- 3	0- 2	3- 3				
3- 1	0- 0	0- 0	HOME	0- 0	0- 0	3- 1				
0- 5	0- 0	0- 0	AWAY	0- 2	0- 2	0- 1				
0- 2	0- 0	0- 0	NEUTRAL	0- 1	0- 0	0- 1				
5- 15	0- 5	0- 0	CONFERENCE	0- 3	0- 4	5- 3				
2- 7	0- 2	0- 0	HOME	0- 2	0- 2	2- 1				
2- 7	0- 2	0- 0	AWAY	0- 1	0- 2	2- 2				
1- 1	0- 1	0- 0	NEUTRAL	0- 0	0- 0	1- 0				

RPI 1-25				RPI 26-50				RPI 51-100				RPI 101+ Team's RPI: 258			
RPI	S	Opponent	Score	RPI	S	Opponent	Score	RPI	S	Opponent	Score	RPI	S	Opponent	Score
5	A	UConn	36 96					53	H	Tulane	50 60	115	A	Tulsa	52 74
5	H	UConn	31 96					56	A	Iowa St.	54 85	115	H	Tulsa	58 71
5	N	UConn	34 93					69	A	East Carolina	40 53	134	A	UT Martin	61 62
25	A	South Fla.	36 75					69	H	East Carolina	53 78	138	A	Northern Ky.	52 66
25	H	South Fla.	44 74					89	N	Creighton	52 63	144	A	Temple	50 83
								93	A	UCLA	58 66	144	H	Temple	64 81
												188	A	Memphis	38 41
												188	H	Memphis	44 56
												191	H	Xavier	71 72
												198	H	Delaware	67 59
												222	H	Detroit	70 38
												228	N	San Jose St.	54 79
												254	A	SMU	56 46
												271	A	UCF	51 66
												271	H	UCF	70 54
												271	N	UCF	76 66
												288	A	Houston	76 73
												288	H	Houston	69 66
												291	A	Bowling Green	55 66
												337	H	Ark.-Pine Bluff	73 57
LAST 12 Division I GAMES:															
		5 N UConn	34 93			271 A UCF	51 66								
		271 N UCF	76 66			69 H East Carolina	53 78								
		115 H Tulsa	58 71			25 A South Fla.	36 75								
		254 A SMU	56 46			5 A UConn	36 96								
		25 H South Fla.	44 74			288 H Houston	69 66								
		69 A East Carolina	40 53			188 H Memphis	44 56								

Non-Div I Games:

Cincinnati

■ Loss, 
■ Non-Conf, S Site, 
■ Home 
■ Away 
N Neutral

Average RPI Win:	245	WON-LOST	WINNING	LAST 10	STRENGTH OF	OPP. STRENGTH	TEAM	ADJ.	CONF.	ADJ CONF.
Average RPI Loss:	53	RECORD	PCT. RANK	GAMES	SCHEDULE	OF SCHEDULE	RPI	RPI	RPI	RPI
DIV. I ONLY	9- 21	277	0- 10	19	64	202	202	3	3	
DIV. I NON-CONF.	8- 5	123	0- 0	67	272	101	101	3	3	
TOTALS	RPI 1-25	RPI 26-50	W-L RECORDS	RPI 51-100	RPI 101-150	RPI 150+				
9- 21	0- 8	0- 4	OVERALL	0- 6	2- 2	7- 1				
9- 7	0- 4	0- 1	HOME	0- 1	2- 1	7- 0				
0- 10	0- 3	0- 1	AWAY	0- 4	0- 1	0- 1				
0- 4	0- 1	0- 2	NEUTRAL	0- 1	0- 0	0- 0				
8- 5	0- 2	0- 2	NON-CONFERENCE	0- 1	2- 0	6- 0				
8- 0	0- 0	0- 0	HOME	0- 0	2- 0	6- 0				
0- 2	0- 1	0- 0	AWAY	0- 1	0- 0	0- 0				
0- 3	0- 1	0- 2	NEUTRAL	0- 0	0- 0	0- 0				
1- 16	0- 6	0- 2	CONFERENCE	0- 5	0- 2	1- 1				
1- 7	0- 4	0- 1	HOME	0- 1	0- 1	1- 0				
0- 8	0- 2	0- 1	AWAY	0- 3	0- 1	0- 1				
0- 1	0- 0	0- 0	NEUTRAL	0- 1	0- 0	0- 0				

RPI	S	Opponent	Score	RPI	S	Opponent	Score	RPI	S	Opponent	Score	RPI	S	Opponent	Score	Team's RPI: 202
1	H	Notre Dame	36 74	27	N	Ohio St.	77 86	66	A	Middle Tenn.	28 69	109	H	Virginia	72 77	
3	A	South Carolina	41 99	36	H	Syracuse	55 60	67	A	Miami (FL)	42 79	112	H	Troy	82 73	
7	H	Louisville	49 81	38	N	Wichita St.	48 63	82	A	North Carolina St.	50 76	118	A	Boston College	53 68	
10	A	Florida St.	38 81	41	A	Pittsburgh	56 61	86	A	Georgia Tech	66 74	147	H	Furman	79 69	
10	H	Florida St.	52 82					86	H	Georgia Tech	59 71	182	H	North Dakota	72 67	
14	A	Duke	60 89					86	N	Georgia Tech	53 80	186	A	Wake Forest	62 64	
16	N	FGCU	61 86									199	H	Virginia Tech	63 54	
17	H	North Carolina	56 78									284	H	South Carolina St.	66 57	
												296	H	NJIT	64 47	
												308	H	UNC Greensboro	80 51	
												335	H	Tennessee Tech	76 61	
												344	H	Longwood	72 56	
LAST 12 Division I GAMES:																
86	N	Georgia Tech	53 80	14	A	Duke	60 89									
41	A	Pittsburgh	56 61	118	A	Boston College	53 68									
36	H	Syracuse	55 60	109	H	Virginia	72 77									
86	H	Georgia Tech	59 71	186	A	Wake Forest	62 64									
10	A	Florida St.	38 81	1	H	Notre Dame	36 74									
7	H	Louisville	49 81	17	H	North Carolina	56 78									

Non-Div I Games:

Clemson

■ Loss, 
 ■ Non-Conf, S Site, 
 ■ Home 
 ■ Away 
 N Neutral

## Cleveland St.

## Through Games Of March 11, 2015

Average RPI Win:	209	WON-LOST	WINNING	LAST 10	STRENGTH OF	OPP. STRENGTH	TEAM	ADJ.	CONF.	ADJ CONF.
Average RPI Loss:	126	RECORD	PCT. RANK	GAMES	SCHEDULE	OF SCHEDULE	RPI	RPI	RPI	RPI
DIV. I ONLY	17- 11	105	7- 3	144	177	104	104	12	12	
DIV. I NON-CONF.	6- 5	145	0- 0	182	190	142	142	15	15	
TOTALS	RPI 1-25	RPI 26-50	W-L RECORDS	RPI 51-100	RPI 101-150	RPI 150+				
17- 11	0- 0	0- 3	OVERALL	3- 3	1- 1	13- 4				
12- 2	0- 0	0- 1	HOME	3- 0	1- 0	8- 1				
5- 9	0- 0	0- 2	AWAY	0- 3	0- 1	5- 3				
0- 0	0- 0	0- 0	NEUTRAL	0- 0	0- 0	0- 0				
6- 5	0- 0	0- 1	NON-CONFERENCE	1- 1	1- 1	4- 2				
4- 1	0- 0	0- 0	HOME	1- 0	1- 0	2- 1				
2- 4	0- 0	0- 1	AWAY	0- 1	0- 1	2- 1				
0- 0	0- 0	0- 0	NEUTRAL	0- 0	0- 0	0- 0				
11- 6	0- 0	0- 2	CONFERENCE	2- 2	0- 0	9- 2				
8- 1	0- 0	0- 1	HOME	2- 0	0- 0	6- 0				
3- 5	0- 0	0- 1	AWAY	0- 2	0- 0	3- 2				
0- 0	0- 0	0- 0	NEUTRAL	0- 0	0- 0	0- 0				

RPI 1-25				RPI 26-50				RPI 51-100				RPI 101+				Team's RPI: 104	
RPI	S	Opponent	Score	RPI	S	Opponent	Score	RPI	S	Opponent	Score	RPI	S	Opponent	Score		
				26	A	Green Bay	50 74	57	A	Ohio	64 71	111	A	Eastern Mich.	68 71		
				26	H	Green Bay	61 65	69	H	East Carolina	59 57	121	H	Toledo	81 71		
				43	A	Minnesota	76 93	78	A	Youngstown St.	65 79	171	H	Belmont	89 86		
								78	H	Youngstown St.	73 62	208	A	Ill.-Chicago	75 73		
								88	A	Wright St.	65 82	208	H	Ill.-Chicago	76 70		
								88	H	Wright St.	67 63	208	H	Ill.-Chicago	58 46		
												221	A	Fla. Atlantic	74 79		
												222	A	Detroit	65 78		
												222	H	Detroit	71 65		
												235	A	Oakland	72 64		
												235	H	Oakland	80 74		
												238	H	Niagara	58 76		
												245	A	Morehead St.	80 72		
												280	A	Milwaukee	69 76		
												280	H	Milwaukee	67 58		
												282	A	Valparaiso	77 70		
												282	H	Valparaiso	69 62		
												285	H	Kent St.	69 67		
												333	A	FIU	73 65		
LAST 12 Division I GAMES:																	
				208	H	Ill.-Chicago	76 70	88	H	Wright St.	67 63						
				208	H	Ill.-Chicago	58 46	235	H	Oakland	80 74						
				78	H	Youngstown St.	73 62	26	A	Green Bay	50 74						
				280	A	Milwaukee	69 76	208	A	Ill.-Chicago	75 73						
				282	A	Valparaiso	77 70	235	A	Oakland	72 64						
				222	A	Detroit	65 78	280	H	Milwaukee	67 58						

Non-Div I Games: Bluefield St. 77 74 Notre Dame (OH) 83 67

Cleveland St.

■ Loss, 
 ■ Non-Conf, S Site, 
 ■ Home 
 ■ Away 
 N Neutral



Average RPI Win: <b>288</b>	WON-LOST	WINNING	LAST 10	STRENGTH OF	OPP. STRENGTH	TEAM	ADJ.	CONF.	ADJ CONF.
Average RPI Loss: <b>222</b>	RECORD	PCT. RANK	GAMES	SCHEDULE	OF SCHEDULE	RPI	RPI	RPI	RPI
DIV. I ONLY	8- 18	275	2- 8	336	336	334	334	28	28
DIV. I NON-CONF.	2- 3	207	0- 0	343	338	340	340	32	32
TOTALS	RPI 1-25	RPI 26-50	W-L RECORDS	RPI 51-100	RPI 101-150	RPI 150+			
8- 18	0- 0	0- 0	OVERALL	0- 2	0- 3	8- 13			
6- 8	0- 0	0- 0	HOME	0- 1	0- 1	6- 6			
2- 9	0- 0	0- 0	AWAY	0- 1	0- 2	2- 6			
0- 1	0- 0	0- 0	NEUTRAL	0- 0	0- 0	0- 1			
2- 3	0- 0	0- 0	NON-CONFERENCE	0- 0	0- 1	2- 2			
2- 1	0- 0	0- 0	HOME	0- 0	0- 0	2- 1			
0- 1	0- 0	0- 0	AWAY	0- 0	0- 1	0- 0			
0- 1	0- 0	0- 0	NEUTRAL	0- 0	0- 0	0- 1			
6- 15	0- 0	0- 0	CONFERENCE	0- 2	0- 2	6- 11			
4- 7	0- 0	0- 0	HOME	0- 1	0- 1	4- 5			
2- 8	0- 0	0- 0	AWAY	0- 1	0- 1	2- 6			
0- 0	0- 0	0- 0	NEUTRAL	0- 0	0- 0	0- 0			

RPI S	Opponent	Score	RPI S	Opponent	Score	RPI S	Opponent	Score	RPI S	Opponent	Score	Team's RPI: 334
						63	A Liberty	64 78	147	A Furman	56 90	
						63	H Liberty	47 66	149	A High Point	65 73	
									149	H High Point	64 79	
									187	H Marshall	65 77	
									197	A Winthrop	68 81	
									197	H Winthrop	81 62	
									203	A Campbell	69 78	
									203	H Campbell	50 40	
									206	A Radford	75 42	
									206	H Radford	43 52	
									242	A Presbyterian	56 78	
									242	H Presbyterian	78 84	
									279	A Gardner-Webb	74 82	
									279	H Gardner-Webb	65 71	
									306	A UNC Asheville	61 68	
									306	H UNC Asheville	53 87	
									306	H UNC Asheville	54 68	
									316	H IPFW	90 63	
									320	N Saint Francis (PA)	72 75	
									339	H N.C. Central	67 52	
									344	A Longwood	74 78	
									344	H Longwood	75 44	
									348	A Charleston So.	71 62	
									348	H Charleston So.	65 51	
LAST 12 Division I GAMES:												
			306	H UNC Asheville	54 68		242	A Presbyterian	56 78			
			306	H UNC Asheville	53 87		63	A Liberty	64 78			
			203	A Campbell	69 78		206	H Radford	43 52			
			197	A Winthrop	68 81		279	H Gardner-Webb	65 71			
			348	H Charleston So.	65 51		149	A High Point	65 73			
			344	H Longwood	75 44		306	A UNC Asheville	61 68			

Non-Div I Games: Barber-Scotia 121 32 UNC Pembroke 64 48 Johnson & Wales (NC) 13 34 Pfeiffer 69 62  
Coastal Caro.

Average RPI Win: <b>244</b>	WON-LOST	WINNING	LAST 10	STRENGTH OF	OPP. STRENGTH	TEAM	ADJ.	CONF.	ADJ CONF.
Average RPI Loss: <b>137</b>	RECORD	PCT. RANK	GAMES	SCHEDULE	OF SCHEDULE	RPI	RPI	RPI	RPI
DIV. I ONLY	5- 24	321	1- 9	93	145	281	281	14	14
DIV. I NON-CONF.	2- 9	297	0- 0	51	208	246	246	11	11
TOTALS	RPI 1-25	RPI 26-50	W-L RECORDS	RPI 51-100	RPI 101-150	RPI 150+			
5- 24	0- 2	0- 3	OVERALL	0- 4	0- 4	5- 11			
4- 8	0- 0	0- 1	HOME	0- 1	0- 2	4- 4			
1- 13	0- 1	0- 1	AWAY	0- 2	0- 2	1- 7			
0- 3	0- 1	0- 1	NEUTRAL	0- 1	0- 0	0- 0			
2- 9	0- 2	0- 1	NON-CONFERENCE	0- 2	0- 0	2- 4			
2- 1	0- 0	0- 0	HOME	0- 0	0- 0	2- 1			
0- 5	0- 1	0- 0	AWAY	0- 1	0- 0	0- 3			
0- 3	0- 1	0- 1	NEUTRAL	0- 1	0- 0	0- 0			
3- 15	0- 0	0- 2	CONFERENCE	0- 2	0- 4	3- 7			
2- 7	0- 0	0- 1	HOME	0- 1	0- 2	2- 3			
1- 8	0- 0	0- 1	AWAY	0- 1	0- 2	1- 4			
0- 0	0- 0	0- 0	NEUTRAL	0- 0	0- 0	0- 0			

RPI 1-25			RPI 26-50			RPI 51-100			RPI 101+ Team's RPI: 281		
RPI	S	Opponent	Score	RPI	S	Opponent	Score	RPI	S	Opponent	Score
5	N	UConn	24 <b>85</b>	28	A	James Madison	58 <b>107</b>	64	A	Drexel	47 <b>64</b>
25	A	South Fla.	47 <b>67</b>	28	H	James Madison	53 <b>73</b>	64	H	Drexel	52 <b>63</b>
				43	N	Minnesota	50 <b>74</b>	69	A	East Carolina	55 <b>68</b>
								75	N	Villanova	41 <b>60</b>
LAST 12 Division I GAMES:											
28	A	James Madison	58 <b>107</b>	102	H	Hofstra	57 <b>69</b>	101	A	Elon	68 <b>77</b>
223	H	UNCW	65 <b>76</b>	101	H	Elon	71 <b>75</b>	101	H	Elon	71 <b>75</b>
175	H	William & Mary	55 <b>84</b>	243	A	Towson	49 <b>71</b>	102	A	Hofstra	53 <b>78</b>
305	A	Northeastern	56 54	64	A	Drexel	47 <b>64</b>	102	H	Hofstra	57 <b>69</b>
64	H	Drexel	52 <b>63</b>	28	H	James Madison	53 <b>73</b>	162	A	Kennesaw St.	61 <b>68</b>
175	A	William & Mary	59 <b>74</b>	198	A	Delaware	49 <b>80</b>	175	A	William & Mary	59 <b>74</b>
								175	H	William & Mary	55 <b>84</b>
								192	H	Mercer	72 59
								198	A	Delaware	49 <b>80</b>
								198	H	Delaware	55 49
								220	H	USC Upstate	61 60
								223	A	UNCW	57 <b>69</b>
								223	H	UNCW	65 <b>76</b>
								236	A	George Mason	61 <b>71</b>
								243	A	Towson	49 <b>71</b>
								243	H	Towson	52 <b>56</b>
								284	A	South Carolina St.	51 <b>60</b>
								305	A	Northeastern	56 54
								305	H	Northeastern	59 38
								308	H	UNC Greensboro	68 <b>70</b>

Non-Div I Games:

Col. of Charleston

■ Loss, 
 ■ Non-Conf, S Site, 
 ■ Home 
 ■ Away 
 N Neutral

Average RPI Win: <b>245</b>	WON-LOST	WINNING	LAST 10	STRENGTH OF	OPP. STRENGTH	TEAM	ADJ.	CONF.	ADJ CONF.
Average RPI Loss: <b>142</b>	RECORD	PCT. RANK	GAMES	SCHEDULE	OF SCHEDULE	RPI	RPI	RPI	RPI
DIV. I ONLY	9- 22	286	5- 5	178	203	264	264	18	18
DIV. I NON-CONF.	1- 10	329	0- 0	174	135	322	322	20	20
TOTALS	RPI 1-25	RPI 26-50	W-L RECORDS	RPI 51-100	RPI 101-150	RPI 150+			
9- 22	0- 0	0- 1	OVERALL	0- 8	1- 3	8- 10			
6- 8	0- 0	0- 0	HOME	0- 3	0- 2	6- 3			
3- 14	0- 0	0- 1	AWAY	0- 5	1- 1	2- 7			
0- 0	0- 0	0- 0	NEUTRAL	0- 0	0- 0	0- 0			
1- 10	0- 0	0- 1	NON-CONFERENCE	0- 3	0- 2	1- 4			
1- 3	0- 0	0- 0	HOME	0- 1	0- 1	1- 1			
0- 7	0- 0	0- 1	AWAY	0- 2	0- 1	0- 3			
0- 0	0- 0	0- 0	NEUTRAL	0- 0	0- 0	0- 0			
8- 12	0- 0	0- 0	CONFERENCE	0- 5	1- 1	7- 6			
5- 5	0- 0	0- 0	HOME	0- 2	0- 1	5- 2			
3- 7	0- 0	0- 0	AWAY	0- 3	1- 0	2- 4			
0- 0	0- 0	0- 0	NEUTRAL	0- 0	0- 0	0- 0			

RPI 1-25			RPI 26-50			RPI 51-100			RPI 101+			Team's RPI: 264			
RPI	S	Opponent	Score	RPI	S	Opponent	Score	RPI	S	Opponent	Score	RPI	S	Opponent	Score
				42	A	Rutgers	44 60	51	A	American	46 75	107	A	Lehigh	61 60
								51	H	American	58 66	107	H	Lehigh	68 86
								59	A	Georgia	35 66	116	A	Harvard	53 68
								64	A	Drexel	51 59	130	H	Cornell	66 74
								80	H	Albany (NY)	48 67	160	A	Bucknell	75 77
								98	A	Army	45 48	160	H	Bucknell	54 41
								98	A	Army	47 48	166	A	St. Bonaventure	49 65
								98	H	Army	62 64	168	A	Siena	68 80
												185	A	Holy Cross	76 71
												185	H	Holy Cross	62 68
												196	A	Navy	52 64
												196	H	Navy	63 65
												213	A	Lafayette	56 58
												213	H	Lafayette	49 36
												241	A	Monmouth	62 82
												285	H	Kent St.	61 62
												286	A	Loyola Maryland	72 45
												286	H	Loyola Maryland	54 53
												322	A	Boston U.	53 58
												322	H	Boston U.	58 48
												322	H	Boston U.	67 54
												325	H	Binghamton	74 55
LAST 12 Division I GAMES:															
				98	A	Army	45 48	196	A	Navy	52 64				
				322	H	Boston U.	58 48	322	H	Boston U.	67 54				
				107	A	Lehigh	61 60	51	A	American	46 75				
				213	H	Lafayette	49 36	185	H	Holy Cross	62 68				
				286	H	Loyola Maryland	54 53	160	H	Bucknell	54 41				
				98	A	Army	47 48	213	A	Lafayette	56 58				

Non-Div I Games:

Colgate

Loss, 
 Non-Conf, S Site, 
 Home 
 Away 
 N Neutral



Average RPI Win:	216	WON-LOST	WINNING	LAST 10	STRENGTH OF	OPP. STRENGTH	TEAM	ADJ.	CONF.	ADJ CONF.
Average RPI Loss:	102	RECORD	PCT. RANK	GAMES	SCHEDULE	OF SCHEDULE	RPI	RPI	RPI	RPI
DIV. I ONLY	21- 7	36	8- 2	230	169	84	84	22	22	
DIV. I NON-CONF.	6- 3	92	0- 0	175	72	115	115	19	19	
TOTALS	RPI 1-25	RPI 26-50	W-L RECORDS	RPI 51-100	RPI 101-150	RPI 150+				
21- 7	0- 0	0- 1	OVERALL	4- 4	1- 1	16- 1				
13- 1	0- 0	0- 0	HOME	2- 1	1- 0	10- 0				
7- 4	0- 0	0- 0	AWAY	1- 3	0- 1	6- 0				
1- 2	0- 0	0- 1	NEUTRAL	1- 0	0- 0	0- 1				
6- 3	0- 0	0- 1	NON-CONFERENCE	2- 2	0- 0	4- 0				
4- 1	0- 0	0- 0	HOME	0- 1	0- 0	4- 0				
1- 1	0- 0	0- 0	AWAY	1- 1	0- 0	0- 0				
1- 1	0- 0	0- 1	NEUTRAL	1- 0	0- 0	0- 0				
15- 4	0- 0	0- 0	CONFERENCE	2- 2	1- 1	12- 1				
9- 0	0- 0	0- 0	HOME	2- 0	1- 0	6- 0				
6- 3	0- 0	0- 0	AWAY	0- 2	0- 1	6- 0				
0- 1	0- 0	0- 0	NEUTRAL	0- 0	0- 0	0- 1				

RPI 1-25			RPI 26-50			RPI 51-100			Team's RPI: 84			RPI 101+			
RPI	S	Opponent	Score	RPI	S	Opponent	Score	RPI	S	Opponent	Score	RPI	S	Opponent	Score
49	N	BYU	58 69	54	A	Fresno St.	49 53	120	A	Boise St.	65 75				
				54	H	Fresno St.	70 56	120	H	Boise St.	83 82				
				72	H	Hawaii	58 63	154	H	Cal Poly	65 63				
				74	N	TCU	76 62	214	A	Wyoming	58 55				
				79	A	Drake	69 56	214	H	Wyoming	67 58				
				92	A	New Mexico	40 67	221	H	Fla. Atlantic	59 46				
				92	H	New Mexico	44 38	225	A	San Diego St.	49 36				
				99	A	Colorado	81 87	225	H	San Diego St.	65 42				
								228	A	San Jose St.	85 76				
								228	H	San Jose St.	77 59				
								228	N	San Jose St.	55 64				
								233	A	UNLV	55 43				
								277	H	Utah St.	76 58				
								287	A	Nevada	59 58				
								287	H	Nevada	68 61				
								309	H	Denver	81 61				
								324	H	Illinois St.	70 49				
								345	A	Air Force	85 49				
								345	H	Air Force	62 42				
LAST 12 Division I GAMES:															
228	N	San Jose St.	55 64	225	H	San Diego St.	65 42								
277	H	Utah St.	76 58	92	A	New Mexico	40 67								
287	H	Nevada	68 61	233	A	UNLV	55 43								
228	A	San Jose St.	85 76	214	H	Wyoming	67 58								
345	A	Air Force	85 49	54	A	Fresno St.	49 53								
54	H	Fresno St.	70 56	120	H	Boise St.	83 82								

Non-Div I Games: South Dakota Mines 75 39 Colorado Mines 99 45

Colorado St.

■ Loss, 
 ■ Non-Conf, S Site, 
 ■ Home 
 ■ Away 
 N Neutral

Average RPI Win:	240	WON-LOST	WINNING	LAST 10	STRENGTH OF	OPP. STRENGTH	TEAM	ADJ.	CONF.	ADJ CONF.
Average RPI Loss:	156	RECORD	PCT. RANK	GAMES	SCHEDULE	OF SCHEDULE	RPI	RPI	RPI	RPI
DIV. I ONLY	8- 20	288	2- 8	217	174	290	290	7	7	
DIV. I NON-CONF.	6- 8	197	0- 0	332	331	312	312	10	10	
TOTALS	RPI 1-25	RPI 26-50	W-L RECORDS	RPI 51-100	RPI 101-150	RPI 150+				
8- 20	0- 2	0- 0	OVERALL	0- 2	2- 6	6- 10				
7- 9	0- 1	0- 0	HOME	0- 1	2- 2	5- 5				
1- 11	0- 1	0- 0	AWAY	0- 1	0- 4	1- 5				
0- 0	0- 0	0- 0	NEUTRAL	0- 0	0- 0	0- 0				
6- 8	0- 0	0- 0	NON-CONFERENCE	0- 0	1- 1	5- 7				
5- 4	0- 0	0- 0	HOME	0- 0	1- 0	4- 4				
1- 4	0- 0	0- 0	AWAY	0- 0	0- 1	1- 3				
0- 0	0- 0	0- 0	NEUTRAL	0- 0	0- 0	0- 0				
2- 12	0- 2	0- 0	CONFERENCE	0- 2	1- 5	1- 3				
2- 5	0- 1	0- 0	HOME	0- 1	1- 2	1- 1				
0- 7	0- 1	0- 0	AWAY	0- 1	0- 3	0- 2				
0- 0	0- 0	0- 0	NEUTRAL	0- 0	0- 0	0- 0				

RPI 1-25				RPI 26-50				RPI 51-100				RPI 101+ Team's RPI: 290			
RPI	S	Opponent	Score	RPI	S	Opponent	Score	RPI	S	Opponent	Score	RPI	S	Opponent	Score
12	A	Princeton	44 83					52	A	Penn	57 78	116	A	Harvard	81 82
12	H	Princeton	44 63					52	H	Penn	36 50	116	H	Harvard	59 43
												126	A	Yale	47 55
												126	H	Yale	57 67
												130	A	Cornell	39 59
												130	H	Cornell	42 46
												135	A	San Francisco	65 70
												136	H	Rhode Island	79 69
												152	A	Dartmouth	50 60
												152	H	Dartmouth	54 61
												162	H	Kennesaw St.	62 66
												189	A	Stony Brook	68 82
												213	H	Lafayette	72 65
												218	H	UMass Lowell	59 69
												228	A	San Jose St.	76 119
												232	A	Brown	76 85
												232	H	Brown	83 74
												259	H	UMBC	66 76
												296	A	NJIT	45 38
												301	H	Fairleigh Dickinson	72 55
												310	H	LIU Brooklyn	54 45
												311	H	Portland St.	66 71
												319	H	Bradley	81 74
												326	A	Wagner	86 97
LAST 12 Division I GAMES:															
12	H	Princeton	44 63	152	H	Dartmouth	54 61								
52	H	Penn	36 50	116	H	Harvard	59 43								
116	A	Harvard	81 82	52	A	Penn	57 78								
152	A	Dartmouth	50 60	12	A	Princeton	44 83								
126	H	Yale	57 67	232	A	Brown	76 85								
232	H	Brown	83 74	126	A	Yale	47 55								

Non-Div I Games:

Columbia

■ Loss, 
 ■ Non-Conf, S Site, 
 ■ Home 
 ■ Away 
 N Neutral

Average RPI Win: <b>322</b>	WON-LOST	WINNING	LAST 10	STRENGTH OF	OPP. STRENGTH	TEAM	ADJ.	CONF.	ADJ CONF.
Average RPI Loss: <b>198</b>	RECORD	PCT. RANK	GAMES	SCHEDULE	OF SCHEDULE	RPI	RPI	RPI	RPI
DIV. I ONLY	6- 22	308	4- 6	328	298	336	336	31	31
DIV. I NON-CONF.	0- 10	339	0- 0	138	48	321	321	29	29
TOTALS	RPI 1-25	RPI 26-50	W-L RECORDS	RPI 51-100	RPI 101-150	RPI 150+			
6- 22	0- 1	0- 0	OVERALL	0- 4	0- 2	6- 15			
3- 8	0- 1	0- 0	HOME	0- 0	0- 1	3- 6			
2- 13	0- 0	0- 0	AWAY	0- 4	0- 1	2- 8			
1- 1	0- 0	0- 0	NEUTRAL	0- 0	0- 0	1- 1			
0- 10	0- 1	0- 0	NON-CONFERENCE	0- 4	0- 1	0- 4			
0- 3	0- 1	0- 0	HOME	0- 0	0- 1	0- 1			
0- 7	0- 0	0- 0	AWAY	0- 4	0- 0	0- 3			
0- 0	0- 0	0- 0	NEUTRAL	0- 0	0- 0	0- 0			
6- 12	0- 0	0- 0	CONFERENCE	0- 0	0- 1	6- 11			
3- 5	0- 0	0- 0	HOME	0- 0	0- 0	3- 5			
2- 6	0- 0	0- 0	AWAY	0- 0	0- 1	2- 5			
1- 1	0- 0	0- 0	NEUTRAL	0- 0	0- 0	1- 1			

RPI 1-25				RPI 26-50				RPI 51-100				RPI 101+ Team's RPI: 336			
RPI	S	Opponent	Score	RPI	S	Opponent	Score	RPI	S	Opponent	Score	RPI	S	Opponent	Score
6	H	Maryland	51 <b>110</b>					59	A	Georgia	29 <b>49</b>	113	A	Hampton	44 <b>69</b>
								67	A	Miami (FL)	54 <b>70</b>	141	H	VCU	52 <b>63</b>
								76	A	West Virginia	43 <b>83</b>	153	H	Savannah St.	56 <b>63</b>
								82	A	North Carolina St.	61 <b>81</b>	153	N	Savannah St.	52 <b>66</b>
												180	A	N.C. A&T	49 <b>67</b>
												181	H	Robert Morris	58 <b>75</b>
												186	A	Wake Forest	54 <b>65</b>
												255	H	Bethune-Cookman	58 <b>61</b>
												259	A	UMBC	65 <b>78</b>
												265	A	Norfolk St.	58 56
												265	H	Norfolk St.	57 <b>67</b>
												284	H	South Carolina St.	58 <b>68</b>
												293	A	Morgan St.	55 <b>73</b>
												293	H	Morgan St.	53 <b>62</b>
												293	N	Morgan St.	71 56
												314	A	UMES	58 <b>66</b>
												321	A	Mt. St. Mary's	65 <b>81</b>
												338	H	Florida A&M	70 65
												339	A	N.C. Central	58 <b>59</b>
												340	A	Howard	66 <b>68</b>
												340	H	Howard	75 61
												347	A	Delaware St.	80 62
												347	H	Delaware St.	79 51
LAST 12 Division I GAMES:															
				153	N	Savannah St.	52 <b>66</b>	347	A	Delaware St.	80 62				
				293	N	Morgan St.	71 56	340	H	Howard	75 61				
				347	H	Delaware St.	79 51	153	H	Savannah St.	56 <b>63</b>				
				293	A	Morgan St.	55 <b>73</b>	284	H	South Carolina St.	58 <b>68</b>				
				113	A	Hampton	44 <b>69</b>	293	H	Morgan St.	53 <b>62</b>				
				265	H	Norfolk St.	57 <b>67</b>	314	A	UMES	58 <b>66</b>				

Non-Div I Games: Virginia Union 68 54

Coppin St.

■ Loss, 
 ■ Non-Conf, S Site, 
 ■ Home 
 ■ Away 
 N Neutral

Average RPI Win: <b>208</b>	WON-LOST	WINNING	LAST 10	STRENGTH OF	OPP. STRENGTH	TEAM	ADJ.	CONF.	ADJ CONF.
Average RPI Loss: <b>105</b>	RECORD	PCT. RANK	GAMES	SCHEDULE	OF SCHEDULE	RPI	RPI	RPI	RPI
DIV. I ONLY	15- 13	152	3- 7	116	130	130	130	7	7
DIV. I NON-CONF.	9- 5	102	0- 0	180	235	115	115	10	10
TOTALS	RPI 1-25	RPI 26-50	W-L RECORDS	RPI 51-100	RPI 101-150	RPI 150+			
15- 13	0- 2	0- 1	OVERALL	2- 2	1- 5	12- 3			
8- 6	0- 1	0- 0	HOME	1- 1	1- 3	6- 1			
7- 7	0- 1	0- 1	AWAY	1- 1	0- 2	6- 2			
0- 0	0- 0	0- 0	NEUTRAL	0- 0	0- 0	0- 0			
9- 5	0- 0	0- 1	NON-CONFERENCE	1- 1	0- 2	8- 1			
5- 2	0- 0	0- 0	HOME	1- 0	0- 2	4- 0			
4- 3	0- 0	0- 1	AWAY	0- 1	0- 0	4- 1			
0- 0	0- 0	0- 0	NEUTRAL	0- 0	0- 0	0- 0			
6- 8	0- 2	0- 0	CONFERENCE	1- 1	1- 3	4- 2			
3- 4	0- 1	0- 0	HOME	0- 1	1- 1	2- 1			
3- 4	0- 1	0- 0	AWAY	1- 0	0- 2	2- 1			
0- 0	0- 0	0- 0	NEUTRAL	0- 0	0- 0	0- 0			

RPI 1-25				RPI 26-50				RPI 51-100				RPI 101+ Team's RPI: 130			
RPI	S	Opponent	Score	RPI	S	Opponent	Score	RPI	S	Opponent	Score	RPI	S	Opponent	Score
12	A	Princeton	47 <b>75</b>	36	A	Syracuse	59 <b>76</b>	52	A	Penn	60 49	116	A	Harvard	54 <b>60</b>
12	H	Princeton	37 <b>70</b>					52	H	Penn	42 <b>56</b>	116	H	Harvard	57 <b>61</b>
								64	A	Drexel	53 <b>62</b>	126	A	Yale	53 <b>60</b>
								78	H	Youngstown St.	75 63	126	H	Yale	56 37
												139	H	Buffalo	58 <b>65</b>
												145	H	Hartford	46 <b>48</b>
												152	A	Dartmouth	35 <b>54</b>
												152	H	Dartmouth	66 46
												156	H	Bryant	66 64
												160	A	Bucknell	51 <b>59</b>
												178	A	Fairfield	58 47
												181	H	Robert Morris	70 59
												187	H	Marshall	58 49
												232	A	Brown	65 52
												232	H	Brown	51 <b>58</b>
												264	A	Colgate	74 66
												286	A	Loyola Maryland	79 61
												290	A	Columbia	46 42
												290	H	Columbia	59 39
												304	A	Vermont	90 87
												340	H	Howard	75 56
LAST 12 Division I GAMES:															
52	H	Penn	42 <b>56</b>	116	H	Harvard	57 <b>61</b>								
12	H	Princeton	37 <b>70</b>	152	H	Dartmouth	66 46								
152	A	Dartmouth	35 <b>54</b>	12	A	Princeton	47 <b>75</b>								
116	A	Harvard	54 <b>60</b>	52	A	Penn	60 49								
232	H	Brown	51 <b>58</b>	126	A	Yale	53 <b>60</b>								
126	H	Yale	56 37	232	A	Brown	65 52								

Non-Div I Games:

Cornell

■ Loss, 
 ■ Non-Conf, S Site, 
 ■ Home 
 ■ Away 
 N Neutral



Average RPI Win: <b>190</b>	WON-LOST	WINNING	LAST 10	STRENGTH OF	OPP. STRENGTH	TEAM	ADJ.	CONF.	ADJ CONF.
Average RPI Loss: <b>67</b>	RECORD	PCT. RANK	GAMES	SCHEDULE	OF SCHEDULE	RPI	RPI	RPI	RPI
DIV. I ONLY	17- 13	125	7- 3	62	72	89	89	10	10
DIV. I NON-CONF.	7- 4	107	0- 0	28	24	39	39	9	9
TOTALS	RPI 1-25	RPI 26-50	W-L RECORDS	RPI 51-100	RPI 101-150	RPI 150+			
17- 13	0- 2	2- 5	OVERALL	2- 4	3- 1	10- 1			
9- 5	0- 0	0- 3	HOME	1- 2	2- 0	6- 0			
7- 7	0- 2	2- 2	AWAY	1- 1	1- 1	3- 1			
1- 1	0- 0	0- 0	NEUTRAL	0- 1	0- 0	1- 0			
7- 4	0- 2	1- 2	NON-CONFERENCE	1- 0	2- 0	3- 0			
4- 1	0- 0	0- 1	HOME	1- 0	1- 0	2- 0			
2- 3	0- 2	1- 1	AWAY	0- 0	1- 0	0- 0			
1- 0	0- 0	0- 0	NEUTRAL	0- 0	0- 0	1- 0			
10- 9	0- 0	1- 3	CONFERENCE	1- 4	1- 1	7- 1			
5- 4	0- 0	0- 2	HOME	0- 2	1- 0	4- 0			
5- 4	0- 0	1- 1	AWAY	1- 1	0- 1	3- 1			
0- 1	0- 0	0- 0	NEUTRAL	0- 1	0- 0	0- 0			

RPI 1-25				RPI 26-50				RPI 51-100 Team's RPI: 89				RPI 101+			
RPI	S	Opponent	Score	RPI	S	Opponent	Score	RPI	S	Opponent	Score	RPI	S	Opponent	Score
5	A	UConn	60 <b>96</b>	35	H	Nebraska	57 <b>60</b>	75	A	Villanova	53 <b>61</b>	105	H	Kansas	84 81
23	A	California	69 <b>94</b>	37	A	DePaul	71 <b>96</b>	75	H	Villanova	61 <b>65</b>	122	A	UNI	58 56
				37	H	DePaul	76 <b>78</b>	79	H	Drake	93 71	146	A	Butler	58 <b>63</b>
				38	A	Wichita St.	56 <b>65</b>	85	A	St. John's (NY)	75 50	146	H	Butler	62 55
				39	A	Seton Hall	81 73	85	H	St. John's (NY)	38 <b>61</b>	191	A	Xavier	65 <b>66</b>
				39	H	Seton Hall	74 <b>79</b>	85	N	St. John's (NY)	54 <b>57</b>	191	H	Xavier	74 65
				46	A	South Dakota St.	88 81					237	H	Utah	64 56
												248	A	Marquette	93 75
												248	H	Marquette	82 60
												258	N	Cincinnati	63 52
												269	A	Providence	65 54
												269	H	Providence	84 57
												294	H	Omaha	67 50
												299	A	Georgetown	71 62
												299	H	Georgetown	76 61
LAST 12 Division I GAMES:															
				85	N	St. John's (NY)	54 <b>57</b>	39	A	Seton Hall	81 73				
				75	A	Villanova	53 <b>61</b>	85	A	St. John's (NY)	75 50				
				299	A	Georgetown	71 62	146	H	Butler	62 55				
				248	H	Marquette	82 60	191	H	Xavier	74 65				
				37	H	DePaul	76 <b>78</b>	248	A	Marquette	93 75				
				269	H	Providence	84 57	37	A	DePaul	71 <b>96</b>				

Non-Div I Games:

Creighton

■ Loss, 
 ■ Non-Conf, S Site, 
 ■ Home 
 ■ Away 
 N Neutral

Average RPI Win:	217	WON-LOST	WINNING	LAST 10	STRENGTH OF	OPP. STRENGTH	TEAM	ADJ.	CONF.	ADJ CONF.
Average RPI Loss:	117	RECORD	PCT. RANK	GAMES	SCHEDULE	OF SCHEDULE	RPI	RPI	RPI	RPI
DIV. I ONLY	14- 14	172	4- 6	162	135	152	152	7	7	
DIV. I NON-CONF.	9- 5	102	0- 0	247	262	109	109	10	10	
TOTALS	RPI 1-25	RPI 26-50	W-L RECORDS	RPI 51-100	RPI 101-150	RPI 150+				
14- 14	0- 2	0- 0	OVERALL	0- 4	4- 5	10- 3				
7- 5	0- 1	0- 0	HOME	0- 1	2- 2	5- 1				
6- 9	0- 1	0- 0	AWAY	0- 3	2- 3	4- 2				
1- 0	0- 0	0- 0	NEUTRAL	0- 0	0- 0	1- 0				
9- 5	0- 0	0- 0	NON-CONFERENCE	0- 2	2- 1	7- 2				
5- 0	0- 0	0- 0	HOME	0- 0	1- 0	4- 0				
3- 5	0- 0	0- 0	AWAY	0- 2	1- 1	2- 2				
1- 0	0- 0	0- 0	NEUTRAL	0- 0	0- 0	1- 0				
5- 9	0- 2	0- 0	CONFERENCE	0- 2	2- 4	3- 1				
2- 5	0- 1	0- 0	HOME	0- 1	1- 2	1- 1				
3- 4	0- 1	0- 0	AWAY	0- 1	1- 2	2- 0				
0- 0	0- 0	0- 0	NEUTRAL	0- 0	0- 0	0- 0				

RPI S Opponent Score	RPI S Opponent Score	RPI S Opponent Score	RPI S Opponent Score
12 A Princeton 31 70		52 A Penn 46 63	116 A Harvard 76 61
12 H Princeton 65 83		52 H Penn 39 55	116 H Harvard 69 75
		55 A San Diego 53 78	122 A UNI 46 62
		95 A Maine 38 53	126 A Yale 28 53
			126 H Yale 46 60
			130 A Cornell 46 66
			130 H Cornell 54 35
			136 A Rhode Island 54 44
			145 H Hartford 49 43
			154 A Cal Poly 74 61
			185 H Holy Cross 69 53
			209 A New Hampshire 44 60
			232 A Brown 71 53
			232 H Brown 47 50
			235 H Oakland 59 54
			238 A Niagara 76 70
			285 N Kent St. 60 49
			290 A Columbia 61 54
			290 H Columbia 60 50
			296 H NJIT 68 63
			304 A Vermont 63 68
			307 H Loyola Chicago 70 58
LAST 12 Division I GAMES:			
126 A Yale 28 53	290 A Columbia 61 54	130 A Cornell 46 66	
232 A Brown 71 53	232 H Brown 47 50	126 H Yale 46 60	
130 H Cornell 54 35	12 H Princeton 65 83	52 H Penn 39 55	
290 H Columbia 60 50			
52 A Penn 46 63			
12 A Princeton 31 70			

Non-Div I Games:

Dartmouth

■ Loss, 
 ■ Non-Conf, S Site, 
 ■ Home 
 ■ Away 
 N Neutral

Average RPI Win:	202	WON-LOST	WINNING	LAST 10	STRENGTH OF	OPP. STRENGTH	TEAM	ADJ.	CONF.	ADJ CONF.
Average RPI Loss:	125	RECORD	PCT. RANK	GAMES	SCHEDULE	OF SCHEDULE	RPI	RPI	RPI	RPI
DIV. I ONLY	5- 25	327	0- 10	76	108	263	263	6	6	
DIV. I NON-CONF.	4- 9	243	0- 0	121	220	212	212	6	6	
TOTALS	RPI 1-25	RPI 26-50	W-L RECORDS	RPI 51-100	RPI 101-150	RPI 150+				
5- 25	0- 2	0- 3	OVERALL	0- 6	3- 5	2- 9				
2- 11	0- 1	0- 1	HOME	0- 4	1- 3	1- 2				
3- 12	0- 1	0- 2	AWAY	0- 2	2- 2	1- 5				
0- 2	0- 0	0- 0	NEUTRAL	0- 0	0- 0	0- 2				
4- 9	0- 0	0- 2	NON-CONFERENCE	0- 2	2- 1	2- 4				
2- 3	0- 0	0- 1	HOME	0- 1	1- 0	1- 1				
2- 5	0- 0	0- 1	AWAY	0- 1	1- 1	1- 2				
0- 1	0- 0	0- 0	NEUTRAL	0- 0	0- 0	0- 1				
1- 16	0- 2	0- 1	CONFERENCE	0- 4	1- 4	0- 5				
0- 8	0- 1	0- 0	HOME	0- 3	0- 3	0- 1				
1- 7	0- 1	0- 1	AWAY	0- 1	1- 1	0- 3				
0- 1	0- 0	0- 0	NEUTRAL	0- 0	0- 0	0- 1				

RPI 1-25				RPI 26-50				RPI 51-100				RPI 101+ Team's RPI: 263			
RPI	S	Opponent	Score	RPI	S	Opponent	Score	RPI	S	Opponent	Score	RPI	S	Opponent	Score
11	A	George Washington	35 52	28	H	James Madison	57 73	73	A	Fordham	46 54	109	A	Virginia	67 57
13	H	Dayton	51 67	42	A	Rutgers	44 100	73	H	Fordham	45 66	136	H	Rhode Island	62 71
				48	A	Duquesne	47 83	82	A	North Carolina St.	66 82	141	A	VCU	53 62
								87	H	Saint Joseph's	52 57	141	H	VCU	63 66
								91	H	Richmond	48 56	147	A	Furman	60 67
								96	H	Southern California	64 99	149	H	High Point	76 57
												150	A	Saint Louis	53 50
												150	H	Saint Louis	59 77
												158	A	Charlotte	51 86
												166	A	St. Bonaventure	56 72
												180	H	N.C. A&T	57 62
												184	H	La Salle	54 63
												184	N	La Salle	63 74
												194	A	Massachusetts	49 60
												197	A	Winthrop	60 75
												236	A	George Mason	60 63
												275	N	Miami (OH)	58 59
												279	A	Gardner-Webb	68 67
												321	H	Mt. St. Mary's	67 62
LAST 12 Division I GAMES:															
184	N	La Salle	63 74	236	A	George Mason	60 63	11	A	George Washington	35 52				
73	A	Fordham	46 54	87	H	Saint Joseph's	52 57	73	H	Fordham	45 66				
141	H	VCU	63 66	48	A	Duquesne	47 83	91	H	Richmond	48 56				
166	A	St. Bonaventure	56 72												
194	A	Massachusetts	49 60												
150	H	Saint Louis	59 77												

Non-Div I Games:

Davidson



Average RPI Win:	184	WON-LOST	WINNING	LAST 10	STRENGTH OF	OPP. STRENGTH	TEAM	ADJ.	CONF.	ADJ CONF.
Average RPI Loss:	32	RECORD	PCT. RANK	GAMES	SCHEDULE	OF SCHEDULE	RPI	RPI	RPI	RPI
DIV. I ONLY	26- 7	27	9- 1	75	87	37	37	10	10	
DIV. I NON-CONF.	8- 4	92	0- 0	98	61	85	85	9	9	
TOTALS	RPI 1-25	RPI 26-50	W-L RECORDS	RPI 51-100	RPI 101-150	RPI 150+				
26- 7	0- 2	2- 4	OVERALL	7- 1	3- 0	14- 0				
13- 4	0- 1	1- 3	HOME	4- 0	2- 0	6- 0				
10- 3	0- 1	0- 1	AWAY	2- 1	1- 0	7- 0				
3- 0	0- 0	1- 0	NEUTRAL	1- 0	0- 0	1- 0				
8- 4	0- 2	1- 2	NON-CONFERENCE	1- 0	1- 0	5- 0				
5- 3	0- 1	1- 2	HOME	1- 0	1- 0	2- 0				
3- 1	0- 1	0- 0	AWAY	0- 0	0- 0	3- 0				
0- 0	0- 0	0- 0	NEUTRAL	0- 0	0- 0	0- 0				
18- 3	0- 0	1- 2	CONFERENCE	6- 1	2- 0	9- 0				
8- 1	0- 0	0- 1	HOME	3- 0	1- 0	4- 0				
7- 2	0- 0	0- 1	AWAY	2- 1	1- 0	4- 0				
3- 0	0- 0	1- 0	NEUTRAL	1- 0	0- 0	1- 0				

RPI	S	Opponent	Score	RPI	S	Opponent	Score	Team's RPI: 37	RPI	S	Opponent	Score	RPI	S	Opponent	Score
1	H	Notre Dame	93 94	33	H	Texas A&M	68 76		75	A	Villanova	76 79	113	H	Hampton	86 67
5	A	UConn	64 98	34	H	Northwestern	91 97		75	H	Villanova	49 47	146	A	Butler	83 65
				39	A	Seton Hall	87 107		75	N	Villanova	58 55	146	H	Butler	92 76
				39	H	Seton Hall	80 81		85	A	St. John's (NY)	84 75	191	A	Xavier	87 63
				39	N	Seton Hall	78 68		85	H	St. John's (NY)	82 55	191	H	Xavier	84 61
				46	H	South Dakota St.	84 62		89	A	Creighton	78 76	191	N	Xavier	87 53
									89	H	Creighton	96 71	204	H	Tex.-Pan American	93 70
									92	H	New Mexico	97 59	248	A	Marquette	101 67
													248	H	Marquette	99 82
													269	A	Providence	103 66
													269	H	Providence	90 42
													299	A	Georgetown	105 85
													299	H	Georgetown	93 52
													307	A	Loyola Chicago	109 84
													319	H	Bradley	101 77
													324	A	Illinois St.	99 62
													343	A	Chicago St.	87 34
LAST 12 Division I GAMES:																
				39	N	Seton Hall	78 68		85	H	St. John's (NY)	82 55				
				75	N	Villanova	58 55		39	H	Seton Hall	80 81				
				191	N	Xavier	87 53		191	A	Xavier	87 63				
				248	H	Marquette	99 82		146	A	Butler	83 65				
				269	A	Providence	103 66		75	H	Villanova	49 47				
				89	A	Creighton	78 76		299	H	Georgetown	93 52				

Non-Div I Games:

DePaul

Average RPI Win:	211	WON-LOST	WINNING	LAST 10	STRENGTH OF	OPP. STRENGTH	TEAM	ADJ.	CONF.	ADJ CONF.
Average RPI Loss:	129	RECORD	PCT. RANK	GAMES	SCHEDULE	OF SCHEDULE	RPI	RPI	RPI	RPI
DIV. I ONLY	13- 16	209	5- 5	150	140	198	198	14	14	
DIV. I NON-CONF.	5- 6	178	0- 0	105	218	160	160	11	11	
TOTALS	RPI 1-25	RPI 26-50	W-L RECORDS	RPI 51-100	RPI 101-150	RPI 150+				
13- 16	0- 1	0- 2	OVERALL	0- 4	4- 3	9- 6				
8- 6	0- 1	0- 1	HOME	0- 2	2- 1	6- 1				
5- 9	0- 0	0- 1	AWAY	0- 2	2- 1	3- 5				
0- 1	0- 0	0- 0	NEUTRAL	0- 0	0- 1	0- 0				
5- 6	0- 1	0- 0	NON-CONFERENCE	0- 2	2- 1	3- 2				
3- 2	0- 1	0- 0	HOME	0- 1	1- 0	2- 0				
2- 3	0- 0	0- 0	AWAY	0- 1	1- 0	1- 2				
0- 1	0- 0	0- 0	NEUTRAL	0- 0	0- 1	0- 0				
8- 10	0- 0	0- 2	CONFERENCE	0- 2	2- 2	6- 4				
5- 4	0- 0	0- 1	HOME	0- 1	1- 1	4- 1				
3- 6	0- 0	0- 1	AWAY	0- 1	1- 1	2- 3				
0- 0	0- 0	0- 0	NEUTRAL	0- 0	0- 0	0- 0				

RPI S	Opponent	Score	RPI S	Opponent	Score	RPI S	Opponent	Score	RPI S	Opponent	Score	Team's RPI: 198
12	H Princeton	59 87	28	A James Madison	64 94	64	A Drexel	56 61	101	A Elon	76 77	
			28	H James Madison	71 74	64	H Drexel	64 67	101	H Elon	50 60	
						69	A East Carolina	60 89	102	A Hofstra	73 62	
						73	H Fordham	44 49	102	H Hofstra	64 53	
									117	H Marist	70 60	
									138	N Northern Ky.	58 63	
									144	A Temple	69 58	
									160	H Bucknell	58 56	
									175	A William & Mary	61 56	
									175	H William & Mary	48 50	
									213	A Lafayette	52 63	
									223	A UNCW	68 71	
									223	H UNCW	69 60	
									243	A Towson	49 56	
									243	H Towson	72 54	
									258	A Cincinnati	59 67	
									278	H Rider	68 53	
									281	A Col. of Charleston	49 55	
									281	H Col. of Charleston	80 49	
									304	A Vermont	68 46	
									305	A Northeastern	54 48	
									305	H Northeastern	70 61	
LAST 12 Division I GAMES:												
101	A	Elon	76	77	223	H	UNCW	69	60			
28	H	James Madison	71	74	305	H	Northeastern	70	61			
223	A	UNCW	68	71	102	A	Hofstra	73	62			
64	H	Drexel	64	67	243	H	Towson	72	54			
28	A	James Madison	64	94	64	A	Drexel	56	61			
175	A	William & Mary	61	56	281	H	Col. of Charleston	80	49			

Non-Div I Games:

Delaware

■ Loss, 
■ Non-Conf, S Site, 
■ Home 
■ Away 
N Neutral

Average RPI Win:	297	WON-LOST	WINNING	LAST 10	STRENGTH OF	OPP. STRENGTH	TEAM	ADJ.	CONF.	ADJ CONF.
Average RPI Loss:	239	RECORD	PCT. RANK	GAMES	SCHEDULE	OF SCHEDULE	RPI	RPI	RPI	RPI
DIV. I ONLY	3- 25	341	1- 9	343	335	347	347	31	31	
DIV. I NON-CONF.	1- 10	329	1- 0	322	238	337	337	29	29	
TOTALS	RPI 1-25	RPI 26-50	W-L RECORDS	RPI 51-100	RPI 101-150	RPI 150+				
3- 25	0- 0	0- 1	OVERALL	0- 0	0- 4	3- 20				
1- 7	0- 0	0- 0	HOME	0- 0	0- 1	1- 6				
2- 14	0- 0	0- 1	AWAY	0- 0	0- 2	2- 11				
0- 4	0- 0	0- 0	NEUTRAL	0- 0	0- 1	0- 3				
1- 10	0- 0	0- 1	NON-CONFERENCE	0- 0	0- 2	1- 7				
0- 0	0- 0	0- 0	HOME	0- 0	0- 0	0- 0				
1- 7	0- 0	0- 1	AWAY	0- 0	0- 1	1- 5				
0- 3	0- 0	0- 0	NEUTRAL	0- 0	0- 1	0- 2				
2- 15	0- 0	0- 0	CONFERENCE	0- 0	0- 2	2- 13				
1- 7	0- 0	0- 0	HOME	0- 0	0- 1	1- 6				
1- 7	0- 0	0- 0	AWAY	0- 0	0- 1	1- 6				
0- 1	0- 0	0- 0	NEUTRAL	0- 0	0- 0	0- 1				

[illegible]

Non-Div I Games:	Wilmington (DE)	74	44	Millersville	71	60
------------------	-----------------	----	----	--------------	----	----

Delaware St.

Loss, Non-Conf, S Site, H Home A Away N Neutral

RPI	S	Opponent	Score
340	A	Howard	58 50

Delaware St.



Denver				Through Games Of March 11, 2015						
Average RPI Win:	262	WON-LOST	WINNING	LAST 10	STRENGTH OF	OPP. STRENGTH	TEAM	ADJ.	CONF.	ADJ CONF.
Average RPI Loss:	171	RECORD	PCT. RANK	GAMES	SCHEDULE	OF SCHEDULE	RPI	RPI	RPI	RPI
DIV. I ONLY	8- 23	294	1- 9	266	241	309	309	25	25	
DIV. I NON-CONF.	3- 11	293	0- 0	303	222	327	327	25	25	
TOTALS	RPI 1-25	RPI 26-50	W-L RECORDS	RPI 51-100	RPI 101-150	RPI 150+				
8- 23	0- 0	1- 2	OVERALL	0- 6	0- 1	7- 14				
6- 9	0- 0	1- 0	HOME	0- 3	0- 0	5- 6				
2- 11	0- 0	0- 1	AWAY	0- 2	0- 1	2- 7				
0- 3	0- 0	0- 1	NEUTRAL	0- 1	0- 0	0- 1				
3- 11	0- 0	0- 0	NON-CONFERENCE	0- 4	0- 1	3- 6				
2- 5	0- 0	0- 0	HOME	0- 2	0- 0	2- 3				
1- 4	0- 0	0- 0	AWAY	0- 1	0- 1	1- 2				
0- 2	0- 0	0- 0	NEUTRAL	0- 1	0- 0	0- 1				
5- 12	0- 0	1- 2	CONFERENCE	0- 2	0- 0	4- 8				
4- 4	0- 0	1- 0	HOME	0- 1	0- 0	3- 3				
1- 7	0- 0	0- 1	AWAY	0- 1	0- 0	1- 5				
0- 1	0- 0	0- 1	NEUTRAL	0- 0	0- 0	0- 0				

D  
e  
n  
v  
e  
r

RPI 1-25			RPI 26-50			RPI 51-100			RPI 101+ Team's RPI: 309		
RPI	S	Opponent	Score	RPI	S	Opponent	Score	RPI	S	Opponent	Score
				46	A	South Dakota St.	44 85	71	A	South Dakota	56 82
				46	H	South Dakota St.	77 72	71	H	South Dakota	68 79
				46	N	South Dakota St.	61 79	72	H	Hawaii	58 60
								84	A	Colorado St.	61 81
								88	N	Wright St.	63 72
								99	H	Colorado	49 77
LAST 12 Division I GAMES:											
				46	N	South Dakota St.	61 79	46	H	South Dakota St.	77 72
				294	A	Omaha	40 53	157	A	Oral Roberts	44 65
				267	A	North Dakota St.	68 87	216	H	IUPUI	64 68
				234	A	Western Ill.	56 75	71	A	South Dakota	56 82
				71	H	South Dakota	68 79	316	A	IPFW	82 75
				316	H	IPFW	51 68	216	A	IUPUI	54 71
								330	A	North Texas	63 55
								342	H	UMKC	74 66
								345	H	Air Force	107 66

Non-Div I Games:

Denver

Average RPI Win: <b>218</b>	WON-LOST	WINNING	LAST 10	STRENGTH OF	OPP. STRENGTH	TEAM	ADJ.	CONF.	ADJ CONF.
Average RPI Loss: <b>144</b>	RECORD	PCT. RANK	GAMES	SCHEDULE	OF SCHEDULE	RPI	RPI	RPI	RPI
DIV. I ONLY	10- 18	251	4- 6	158	215	222	222	12	12
DIV. I NON-CONF.	3- 8	263	0- 0	271	281	281	281	15	15
TOTALS	RPI 1-25	RPI 26-50	W-L RECORDS	RPI 51-100	RPI 101-150	RPI 150+			
10- 18	0- 0	0- 2	OVERALL	1- 7	2- 2	7- 7			
4- 7	0- 0	0- 1	HOME	0- 3	1- 0	3- 3			
6- 10	0- 0	0- 1	AWAY	1- 4	1- 2	4- 3			
0- 1	0- 0	0- 0	NEUTRAL	0- 0	0- 0	0- 1			
3- 8	0- 0	0- 0	NON-CONFERENCE	0- 3	1- 1	2- 4			
1- 2	0- 0	0- 0	HOME	0- 1	0- 0	1- 1			
2- 5	0- 0	0- 0	AWAY	0- 2	1- 1	1- 2			
0- 1	0- 0	0- 0	NEUTRAL	0- 0	0- 0	0- 1			
7- 10	0- 0	0- 2	CONFERENCE	1- 4	1- 1	5- 3			
3- 5	0- 0	0- 1	HOME	0- 2	1- 0	2- 2			
4- 5	0- 0	0- 1	AWAY	1- 2	0- 1	3- 1			
0- 0	0- 0	0- 0	NEUTRAL	0- 0	0- 0	0- 0			

RPI S	Opponent	Score	RPI S	Opponent	Score	RPI S	Opponent	Score	RPI S	Opponent	Score	Team's RPI: 222
26	A Green Bay	51 <b>52</b>	26	H Green Bay	58 <b>75</b>	57	A Ohio	57 <b>60</b>	104	A Cleveland St.	65 <b>71</b>	
						68	A Michigan	57 <b>76</b>	104	H Cleveland St.	78 65	
						78	A Youngstown St.	55 <b>73</b>	111	A Eastern Mich.	71 <b>75</b>	
						78	A Youngstown St.	59 58	121	A Toledo	83 72	
						78	H Youngstown St.	65 <b>70</b>	166	H St. Bonaventure	56 <b>68</b>	
						88	A Wright St.	57 <b>76</b>	208	A Ill.-Chicago	76 68	
						88	H Wright St.	59 <b>74</b>	208	H Ill.-Chicago	70 65	
						90	H Western Mich.	57 <b>71</b>	235	A Oakland	58 <b>64</b>	
									235	H Oakland	73 62	
									238	A Niagara	49 <b>71</b>	
									258	A Cincinnati	38 <b>70</b>	
									280	A Milwaukee	60 56	
									280	H Milwaukee	68 <b>84</b>	
									282	A Valparaiso	78 57	
									282	H Valparaiso	68 <b>74</b>	
									316	A IPFW	81 74	
									317	N Southeast Mo. St.	51 <b>61</b>	
									347	H Delaware St.	74 52	
LAST 12 Division I GAMES:												
78	A Youngstown St.	55 <b>73</b>	235	A Oakland	58 <b>64</b>							
26	A Green Bay	51 <b>52</b>	78	H Youngstown St.	65 <b>70</b>							
280	A Milwaukee	60 56	208	A Ill.-Chicago	76 68							
282	A Valparaiso	78 57	282	H Valparaiso	68 <b>74</b>							
88	H Wright St.	59 <b>74</b>	78	A Youngstown St.	59 58							
104	H Cleveland St.	78 65	26	H Green Bay	58 <b>75</b>							

Non-Div I Games: Madonna 76 47 Marygrove 88 46

Detroit

Loss, Non-Conf, S Site, H Home A Away N Neutral

## Drake

Through Games Of March 11, 2015

Average RPI Win: <b>208</b>	WON-LOST	WINNING	LAST 10	STRENGTH OF	OPP. STRENGTH	TEAM	ADJ.	CONF.	ADJ CONF.
Average RPI Loss: <b>90</b>	RECORD	PCT. RANK	GAMES	SCHEDULE	OF SCHEDULE	RPI	RPI	RPI	RPI
DIV. I ONLY	19- 9	69	7- 3	147	157	79	79	19	19
DIV. I NON-CONF.	4- 6	207	0- 0	33	82	111	111	16	16
TOTALS	RPI 1-25	RPI 26-50	W-L RECORDS	RPI 51-100	RPI 101-150	RPI 150+			
19- 9	0- 1	1- 1	OVERALL	1- 4	3- 1	14- 2			
10- 3	0- 1	1- 0	HOME	0- 2	2- 0	7- 0			
8- 6	0- 0	0- 1	AWAY	0- 2	1- 1	7- 2			
1- 0	0- 0	0- 0	NEUTRAL	1- 0	0- 0	0- 0			
4- 6	0- 1	0- 0	NON-CONFERENCE	1- 4	0- 0	3- 1			
1- 3	0- 1	0- 0	HOME	0- 2	0- 0	1- 0			
2- 3	0- 0	0- 0	AWAY	0- 2	0- 0	2- 1			
1- 0	0- 0	0- 0	NEUTRAL	1- 0	0- 0	0- 0			
15- 3	0- 0	1- 1	CONFERENCE	0- 0	3- 1	11- 1			
9- 0	0- 0	1- 0	HOME	0- 0	2- 0	6- 0			
6- 3	0- 0	0- 1	AWAY	0- 0	1- 1	5- 1			
0- 0	0- 0	0- 0	NEUTRAL	0- 0	0- 0	0- 0			

RPI 1-25				RPI 26-50				RPI 51-100				Team's RPI: 79		RPI 101+			
RPI	S	Opponent	Score	RPI	S	Opponent	Score	RPI	S	Opponent	Score	RPI	S	Opponent	Score		
9	H	Iowa	98 100	38	A	Wichita St.	59 80	56	A	Iowa St.	67 84	122	A	UNI	76 72		
				38	H	Wichita St.	64 61	71	H	South Dakota	78 83	122	H	UNI	87 67		
								73	N	Fordham	62 56	123	A	Missouri St.	57 86		
								84	H	Colorado St.	56 69	123	H	Missouri St.	94 89		
								89	A	Creighton	71 93	159	H	Wisconsin	89 77		
												164	A	Southern Ill.	76 81		
												164	H	Southern Ill.	81 66		
												169	A	Indiana St.	72 65		
												169	H	Indiana St.	76 61		
												172	A	UTSA	69 61		
												176	A	SIUE	60 74		
												240	A	Idaho St.	80 66		
												251	A	Evansville	79 62		
												251	H	Evansville	78 69		
												307	A	Loyola Chicago	86 60		
												307	H	Loyola Chicago	74 70		
												319	A	Bradley	80 47		
												319	H	Bradley	86 70		
												324	A	Illinois St.	70 47		
												324	H	Illinois St.	86 51		
LAST 12 Division I GAMES:																	
307	H	Loyola Chicago	74 70	122	H	UNI	87 67										
319	H	Bradley	86 70	324	A	Illinois St.	70 47										
123	A	Missouri St.	57 86	164	A	Southern Ill.	76 81										
38	A	Wichita St.	59 80	38	H	Wichita St.	64 61										
169	H	Indiana St.	76 61	123	H	Missouri St.	94 89										
251	H	Evansville	78 69	251	A	Evansville	79 62										

Non-Div I Games: Northwestern (IA) 102 58

Drake

■ Loss, 
 ■ Non-Conf, S Site, 
 ■ Home 
 ■ Away 
 N Neutral

Average RPI Win:	200	WON-LOST	WINNING	LAST 10	STRENGTH OF	OPP. STRENGTH	TEAM	ADJ.	CONF.	ADJ CONF.
Average RPI Loss:	76	RECORD	PCT. RANK	GAMES	SCHEDULE	OF SCHEDULE	RPI	RPI	RPI	RPI
DIV. I ONLY	20- 9	64	8- 2	114	104	64	64	14	14	
DIV. I NON-CONF.	6- 5	145	0- 0	49	49	78	78	11	11	
TOTALS	RPI 1-25	RPI 26-50	W-L RECORDS	RPI 51-100	RPI 101-150	RPI 150+				
20- 9	0- 2	0- 3	OVERALL	2- 0	4- 2	14- 2				
10- 3	0- 0	0- 1	HOME	2- 0	2- 1	6- 1				
8- 5	0- 2	0- 2	AWAY	0- 0	2- 1	6- 0				
2- 1	0- 0	0- 0	NEUTRAL	0- 0	0- 0	2- 1				
6- 5	0- 2	0- 1	NON-CONFERENCE	2- 0	1- 1	3- 1				
4- 0	0- 0	0- 0	HOME	2- 0	1- 0	1- 0				
0- 4	0- 2	0- 1	AWAY	0- 0	0- 1	0- 0				
2- 1	0- 0	0- 0	NEUTRAL	0- 0	0- 0	2- 1				
14- 4	0- 0	0- 2	CONFERENCE	0- 0	3- 1	11- 1				
6- 3	0- 0	0- 1	HOME	0- 0	1- 1	5- 1				
8- 1	0- 0	0- 1	AWAY	0- 0	2- 0	6- 0				
0- 0	0- 0	0- 0	NEUTRAL	0- 0	0- 0	0- 0				

RPI 1-25				RPI 26-50				RPI 51-100 Team's RPI: 64				RPI 101+			
RPI	S	Opponent	Score	RPI	S	Opponent	Score	RPI	S	Opponent	Score	RPI	S	Opponent	Score
12	A	Princeton	43 59	28	A	James Madison	51 66	52	H	Penn	67 58	101	A	Elon	57 47
24	A	Quinnipiac	50 74	28	H	James Madison	54 73	87	H	Saint Joseph's	76 63	101	H	Elon	54 51
				41	A	Pittsburgh	53 72					102	A	Hofstra	63 56
												102	H	Hofstra	52 53
												109	A	Virginia	66 72
												130	H	Cornell	62 53
												166	N	St. Bonaventure	32 43
												175	A	William & Mary	49 46
												175	H	William & Mary	68 72
												198	A	Delaware	67 64
												198	H	Delaware	61 56
												217	N	Sacred Heart	61 54
												223	A	UNCW	61 44
												223	H	UNCW	58 53
												243	A	Towson	66 52
												243	H	Towson	50 45
												264	H	Colgate	59 51
												275	N	Miami (OH)	71 54
												281	A	Col. of Charleston	63 52
												281	H	Col. of Charleston	64 47
												305	A	Northeastern	58 42
												305	H	Northeastern	58 35
LAST 12 Division I GAMES:															
305	A	Northeastern	58 42	28	H	James Madison	54 73								
243	H	Towson	50 45	175	H	William & Mary	68 72								
101	H	Elon	54 51	223	A	UNCW	61 44								
198	A	Delaware	67 64	281	H	Col. of Charleston	64 47								
281	A	Col. of Charleston	63 52	198	H	Delaware	61 56								
243	A	Towson	66 52	102	A	Hofstra	63 56								

Non-Div I Games:

Drexel

■ Loss, 
 ■ Non-Conf, S Site, 
 ■ Home 
 ■ Away 
 N Neutral

Average RPI Win:	123	WON-LOST	WINNING	LAST 10	STRENGTH OF	OPP. STRENGTH	TEAM	ADJ.	CONF.	ADJ CONF.
Average RPI Loss:	37	RECORD	PCT. RANK	GAMES	SCHEDULE	OF SCHEDULE	RPI	RPI	RPI	RPI
DIV. I ONLY	21- 10	73	6- 4	4	12	14	14	3	3	
DIV. I NON-CONF.	9- 4	84	0- 0	7	27	19	19	3	3	
TOTALS	RPI 1-25	RPI 26-50	W-L RECORDS	RPI 51-100	RPI 101-150	RPI 150+				
21- 10	5- 5	2- 2	OVERALL	1- 2	3- 1	10- 0				
15- 1	4- 1	2- 0	HOME	1- 0	1- 0	7- 0				
5- 8	1- 3	0- 2	AWAY	0- 2	2- 1	2- 0				
1- 1	0- 1	0- 0	NEUTRAL	0- 0	0- 0	1- 0				
9- 4	2- 2	0- 2	NON-CONFERENCE	0- 0	2- 0	5- 0				
7- 1	2- 1	0- 0	HOME	0- 0	1- 0	4- 0				
2- 3	0- 1	0- 2	AWAY	0- 0	1- 0	1- 0				
0- 0	0- 0	0- 0	NEUTRAL	0- 0	0- 0	0- 0				
12- 6	3- 3	2- 0	CONFERENCE	1- 2	1- 1	5- 0				
8- 0	2- 0	2- 0	HOME	1- 0	0- 0	3- 0				
3- 5	1- 2	0- 0	AWAY	0- 2	1- 1	1- 0				
1- 1	0- 1	0- 0	NEUTRAL	0- 0	0- 0	1- 0				

RPI	S	Opponent	Score	RPI	S	Opponent	Score	RPI	S	Opponent	Score	RPI	S	Opponent	Score
1	A	Notre Dame	50 63	33	A	Texas A&M	59 63	67	H	Miami (FL)	68 53	109	A	Virginia	71 45
1	N	Notre Dame	49 55	35	A	Nebraska	54 60	82	A	North Carolina St.	59 72	118	A	Boston College	56 60
3	H	South Carolina	50 51	36	H	Syracuse	74 72	86	A	Georgia Tech	62 71	131	A	Old Dominion	82 66
5	A	UConn	52 83	41	H	Pittsburgh	62 45					139	H	Buffalo	88 54
7	H	Louisville	66 58									180	H	N.C. A&T	87 36
8	H	Kentucky	89 68									186	A	Wake Forest	70 53
10	A	Florida St.	58 74									186	H	Wake Forest	70 63
17	A	North Carolina	74 67									186	N	Wake Forest	77 68
17	H	North Carolina	81 80									189	H	Stony Brook	72 42
22	H	Oklahoma	92 72									199	H	Virginia Tech	65 40
												201	A	Alabama	90 40
												202	H	Clemson	89 60
												218	H	UMass Lowell	95 48
												248	H	Marquette	83 51
LAST 12 Division I GAMES:															
		1 N Notre Dame	49 55			109 A Virginia	71 45								
		186 N Wake Forest	77 68			202 H Clemson	89 60								
		17 H North Carolina	81 80			186 A Wake Forest	70 53								
		86 A Georgia Tech	62 71			7 H Louisville	66 58								
		82 A North Carolina St.	59 72			41 H Pittsburgh	62 45								
		1 A Notre Dame	50 63			17 A North Carolina	74 67								

Non-Div I Games:

Duke

■ Loss, 
 ■ Non-Conf, S Site, 
 ■ Home 
 ■ Away 
 N Neutral

Average RPI Win: <b>176</b>	WON-LOST	WINNING	LAST 10	STRENGTH OF	OPP. STRENGTH	TEAM	ADJ.	CONF.	ADJ CONF.
Average RPI Loss: <b>68</b>	RECORD	PCT. RANK	GAMES	SCHEDULE	OF SCHEDULE	RPI	RPI	RPI	RPI
DIV. I ONLY	21- 10	73	8- 2	71	77	48	48	6	6
DIV. I NON-CONF.	8- 5	123	0- 0	141	130	90	90	6	6
TOTALS	RPI 1-25	RPI 26-50	W-L RECORDS	RPI 51-100	RPI 101-150	RPI 150+			
21- 10	0- 4	1- 2	OVERALL	3- 2	6- 1	11- 1			
11- 2	0- 1	1- 1	HOME	2- 0	3- 0	5- 0			
8- 7	0- 2	0- 1	AWAY	1- 2	2- 1	5- 1			
2- 1	0- 1	0- 0	NEUTRAL	0- 0	1- 0	1- 0			
8- 5	0- 1	1- 2	NON-CONFERENCE	0- 1	2- 0	5- 1			
3- 2	0- 1	1- 1	HOME	0- 0	0- 0	2- 0			
4- 3	0- 0	0- 1	AWAY	0- 1	2- 0	2- 1			
1- 0	0- 0	0- 0	NEUTRAL	0- 0	0- 0	1- 0			
13- 5	0- 3	0- 0	CONFERENCE	3- 1	4- 1	6- 0			
8- 0	0- 0	0- 0	HOME	2- 0	3- 0	3- 0			
4- 4	0- 2	0- 0	AWAY	1- 1	0- 1	3- 0			
1- 1	0- 1	0- 0	NEUTRAL	0- 0	1- 0	0- 0			

RPI 1-25				RPI 26-50				Team's RPI: 48				RPI 51-100				RPI 101+			
RPI	S	Opponent	Score	RPI	S	Opponent	Score	RPI	S	Opponent	Score	RPI	S	Opponent	Score	RPI	S	Opponent	Score
11	A	George Washington	56 83	26	A	Green Bay	52 84	73	A	Fordham	56 46	107	A	Lehigh	82 75				
12	H	Princeton	62 79	36	H	Syracuse	84 90	76	A	West Virginia	60 79	119	A	Ball St.	82 62				
13	A	Dayton	67 78	41	H	Pittsburgh	87 77	87	A	Saint Joseph's	49 60	136	A	Rhode Island	61 62				
13	N	Dayton	60 74					87	H	Saint Joseph's	63 54	136	H	Rhode Island	60 50				
								91	H	Richmond	58 51	136	N	Rhode Island	66 53				
												141	H	VCU	83 47				
												150	H	Saint Louis	77 64				
												166	A	St. Bonaventure	76 63				
												166	H	St. Bonaventure	51 43				
												181	A	Robert Morris	71 57				
												184	A	La Salle	72 66				
												194	A	Massachusetts	69 49				
												236	H	George Mason	88 54				
												263	H	Davidson	83 47				
												269	A	Providence	56 67				
												272	N	Jackson St.	90 72				
												285	H	Kent St.	86 60				
												320	H	Saint Francis (PA)	92 52				
												340	A	Howard	89 63				
LAST 12 Division I GAMES:																			
		13	N	Dayton	60 74			194	A	Massachusetts	69 49								
		136	N	Rhode Island	66 53			184	A	La Salle	72 66								
		166	H	St. Bonaventure	51 43			141	H	VCU	83 47								
		87	A	Saint Joseph's	49 60			73	A	Fordham	56 46								
		136	H	Rhode Island	60 50			166	A	St. Bonaventure	76 63								
		91	H	Richmond	58 51			263	H	Davidson	83 47								

Non-Div I Games:

Duquesne

## East Carolina

Through Games Of March 11, 2015

Average RPI Win:	201	WON-LOST	WINNING	LAST 10	STRENGTH OF	OPP. STRENGTH	TEAM	ADJ.	CONF.	ADJ CONF.
Average RPI Loss:	68	RECORD	PCT. RANK	GAMES	SCHEDULE	OF SCHEDULE	RPI	RPI	RPI	RPI
DIV. I ONLY	21- 10	73	8- 2	117	83	69	69	8	8	
DIV. I NON-CONF.	9- 2	35	0- 0	190	162	57	57	8	8	
TOTALS	RPI 1-25	RPI 26-50	W-L RECORDS	RPI 51-100	RPI 101-150	RPI 150+				
21- 10	1- 4	0- 1	OVERALL	2- 1	3- 3	15- 1				
10- 3	1- 1	0- 0	HOME	0- 1	0- 1	9- 0				
8- 5	0- 2	0- 0	AWAY	2- 0	2- 2	4- 1				
3- 2	0- 1	0- 1	NEUTRAL	0- 0	1- 0	2- 0				
9- 2	0- 0	0- 1	NON-CONFERENCE	1- 0	1- 1	7- 0				
4- 0	0- 0	0- 0	HOME	0- 0	0- 0	4- 0				
3- 1	0- 0	0- 0	AWAY	1- 0	1- 1	1- 0				
2- 1	0- 0	0- 1	NEUTRAL	0- 0	0- 0	2- 0				
12- 8	1- 4	0- 0	CONFERENCE	1- 1	2- 2	8- 1				
6- 3	1- 1	0- 0	HOME	0- 1	0- 1	5- 0				
5- 4	0- 2	0- 0	AWAY	1- 0	1- 1	3- 1				
1- 1	0- 1	0- 0	NEUTRAL	0- 0	1- 0	0- 0				

RPI 1-25				RPI 26-50				RPI 51-100				Team's RPI: 69		RPI 101+			
RPI	S	Opponent	Score	RPI	S	Opponent	Score	RPI	S	Opponent	Score		RPI	S	Opponent	Score	
5	A	UConn	32 87	36	N	Syracuse	58 69	53	A	Tulane	67 63		104	A	Cleveland St.	57 59	
5	H	UConn	38 89					53	H	Tulane	63 76		115	A	Tulsa	77 68	
5	N	UConn	56 106					57	A	Ohio	76 68		115	H	Tulsa	63 74	
25	A	South Fla.	62 69										136	A	Rhode Island	66 38	
25	H	South Fla.	65 64										144	A	Temple	69 79	
													144	N	Temple	77 71	
													159	N	Wisconsin	61 43	
													178	N	Fairfield	83 68	
													188	A	Memphis	57 60	
													188	H	Memphis	60 39	
													198	H	Delaware	89 60	
													254	A	SMU	67 49	
													254	H	SMU	67 53	
													255	H	Bethune-Cookman	71 42	
													258	A	Cincinnati	78 53	
													258	H	Cincinnati	53 40	
													265	H	Norfolk St.	65 36	
													271	H	UCF	67 57	
													281	H	Col. of Charleston	68 55	
													286	A	Loyola Maryland	82 33	
													288	A	Houston	87 46	
													288	H	Houston	79 56	
LAST 12 Division I GAMES:																	
5 N UConn				56 106	25 H South Fla.				65 64								
144 N Temple				77 71	258 A Cincinnati				78 53								
271 H UCF				67 57	288 H Houston				79 56								
144 A Temple				69 79	53 A Tulane				67 63								
258 H Cincinnati				53 40	5 A UConn				32 87								
254 H SMU				67 53	115 H Tulsa				63 74								

Average RPI Win:	252	WON-LOST	WINNING	LAST 10	STRENGTH OF	OPP. STRENGTH	TEAM	ADJ.	CONF.	ADJ CONF.
Average RPI Loss:	129	RECORD	PCT. RANK	GAMES	SCHEDULE	OF SCHEDULE	RPI	RPI	RPI	RPI
DIV. I ONLY	21- 11	80	7- 3	224	259	108	108	20	20	
DIV. I NON-CONF.	8- 7	157	0- 0	278	282	172	172	22	22	
TOTALS	RPI 1-25	RPI 26-50	W-L RECORDS	RPI 51-100	RPI 101-150	RPI 150+				
21- 11	0- 4	0- 0	OVERALL	0- 0	3- 0	18- 7				
9- 2	0- 1	0- 0	HOME	0- 0	2- 0	7- 1				
10- 7	0- 2	0- 0	AWAY	0- 0	1- 0	9- 5				
2- 2	0- 1	0- 0	NEUTRAL	0- 0	0- 0	2- 1				
8- 7	0- 1	0- 0	NON-CONFERENCE	0- 0	1- 0	7- 6				
3- 1	0- 0	0- 0	HOME	0- 0	1- 0	2- 1				
5- 5	0- 1	0- 0	AWAY	0- 0	0- 0	5- 4				
0- 1	0- 0	0- 0	NEUTRAL	0- 0	0- 0	0- 1				
13- 4	0- 3	0- 0	CONFERENCE	0- 0	2- 0	11- 1				
6- 1	0- 1	0- 0	HOME	0- 0	1- 0	5- 0				
5- 2	0- 1	0- 0	AWAY	0- 0	1- 0	4- 1				
2- 1	0- 1	0- 0	NEUTRAL	0- 0	0- 0	2- 0				

RPI 1-25				RPI 26-50				RPI 51-100				RPI 101+ Team's RPI: 108			
RPI	S	Opponent	Score	RPI	S	Opponent	Score	RPI	S	Opponent	Score	RPI	S	Opponent	Score
17	A	North Carolina	62 95									147	A	Furman	73 72
20	A	Chattanooga	42 64									147	H	Furman	72 61
20	H	Chattanooga	56 64									149	H	High Point	84 76
20	N	Chattanooga	56 61									167	A	Indiana	69 97
												169	A	Indiana St.	69 76
												173	H	Appalachian St.	70 76
												192	A	Mercer	72 70
												192	H	Mercer	70 49
												192	N	Mercer	66 56
												195	H	Iona	76 64
												199	A	Virginia Tech	65 72
												205	A	Samford	46 69
												205	H	Samford	48 46
												207	N	Jacksonville St.	56 57
												223	A	UNCW	48 61
												236	A	George Mason	84 71
												245	A	Morehead St.	86 77
												289	H	Eastern Ky.	64 49
												298	A	Western Caro.	63 60
												298	H	Western Caro.	51 40
												298	N	Western Caro.	73 53
												306	A	UNC Asheville	81 68
												308	A	UNC Greensboro	84 66
												308	H	UNC Greensboro	87 65
												315	A	Wofford	79 47
												315	H	Wofford	69 47
LAST 12 Division I GAMES:															
		20	N	Chattanooga	56	61		308	A	UNC Greensboro	84	66			
		192	N	Mercer	66	56		298	H	Western Caro.	51	40			
		298	N	Western Caro.	73	53		147	H	Furman	72	61			
		20	A	Chattanooga	42	64		298	A	Western Caro.	63	60			
		205	A	Samford	46	69		20	H	Chattanooga	56	64			
		192	H	Mercer	70	49		205	H	Samford	48	46			

Non-Div I Games:

East Tenn. St.

■ Loss, 
■ Non-Conf, S Site, 
■ Home 
■ Away 
N Neutral



E  
a  
s  
t  
T  
e  
n  
n  
.  
S  
t  
.

East Tenn. St.  
RPI S Opponent Score

Through Games Of March 11, 2015

RPI	S	Opponent	Score
320	A	Saint Francis (PA)	79 63
346	A	Alabama A&M	88 64

E  
a  
s  
t  
T  
e  
n  
n  
.  
S  
t  
.

East Tenn. St.

Average RPI Win: 286		WON-LOST	WINNING	LAST 10	STRENGTH OF	OPP. STRENGTH	TEAM	ADJ.	CONF.	ADJ CONF.
Average RPI Loss: 194		RECORD	PCT. RANK	GAMES	SCHEDULE	OF SCHEDULE	RPI	RPI	RPI	RPI
DIV. I ONLY		10- 20	260	3- 7	306	293	302	302	26	26
DIV. I NON-CONF.		3- 10	287	0- 0	291	277	323	323	26	26
TOTALS		RPI 1-25	RPI 26-50		W-L RECORDS		RPI 51-100	RPI 101-150	RPI 150+	
10- 20	0- 1	0- 1		OVERALL		0- 0	0- 5		10- 13	
7- 6	0- 0	0- 0		HOME		0- 0	0- 2		7- 4	
3- 10	0- 0	0- 0		AWAY		0- 0	0- 1		3- 9	
0- 4	0- 1	0- 1		NEUTRAL		0- 0	0- 2		0- 0	
3- 10	0- 1	0- 1		NON-CONFERENCE		0- 0	0- 2		3- 6	
2- 3	0- 0	0- 0		HOME		0- 0	0- 1		2- 2	
1- 4	0- 0	0- 0		AWAY		0- 0	0- 0		1- 4	
0- 3	0- 1	0- 1		NEUTRAL		0- 0	0- 1		0- 0	
7- 10	0- 0	0- 0		CONFERENCE		0- 0	0- 3		7- 7	
5- 3	0- 0	0- 0		HOME		0- 0	0- 1		5- 2	
2- 6	0- 0	0- 0		AWAY		0- 0	0- 1		2- 5	
0- 1	0- 0	0- 0		NEUTRAL		0- 0	0- 1		0- 0	

RPI 1-25					
RPI	S	Opponent	Score		
10	N	Florida St.	55	91	
RPI 26-50					
RPI	S	Opponent	Score		
34	N	Northwestern	44	92	
RPI 51-100					
RPI	S	Opponent	Score		
107	N	Lehigh	69	72	
134	A	UT Martin	51	81	
134	H	UT Martin	60	63	
134	N	UT Martin	35	68	
150	H	Saint Louis	49	63	
155	A	Tennessee St.	44	57	
171	H	Belmont	77	72	
176	A	SIUE	55	72	
176	H	SIUE	48	65	
207	H	Jacksonville St.	66	63	
208	H	Ill.-Chicago	66	78	
216	A	IUPUI	44	66	
234	A	Western Ill.	54	63	
245	A	Morehead St.	62	67	
250	H	Northern Ill.	55	46	
261	A	Austin Peay	72	83	
261	H	Austin Peay	63	66	
280	A	Milwaukee	63	72	
289	A	Eastern Ky.	68	42	
294	H	Omaha	77	66	
307	A	Loyola Chicago	52	63	
317	A	Southeast Mo. St.	65	69	
317	H	Southeast Mo. St.	49	48	
330	A	North Texas	59	57	
331	A	Murray St.	81	67	
331	H	Murray St.	75	59	
Team's RPI: 302					
LAST 12 Division I GAMES:					
134	N	UT Martin	35	68	
176	A	SIUE	55	72	
134	H	UT Martin	60	63	
317	H	Southeast Mo. St.	49	48	
331	A	Murray St.	81	67	
261	A	Austin Peay	72	83	
317	A	Southeast Mo. St.	65	69	
176	H	SIUE	48	65	
331	H	Murray St.	75	59	
261	H	Austin Peay	63	66	
134	A	UT Martin	51	81	
245	A	Morehead St.	62	67	

Non-Div I Games:

Eastern Ill.

Loss, Non-Conf, S Site, H Home A Away N Neutral

RPI	S	Opponent	Score	
335	H	Tennessee Tech	67	59
342	H	UMKC	53	69

Eastern Ill.

Average RPI Win:	289	WON-LOST	WINNING	LAST 10	STRENGTH OF	OPP. STRENGTH	TEAM	ADJ.	CONF.	ADJ CONF.
Average RPI Loss:	190	RECORD	PCT. RANK	GAMES	SCHEDULE	OF SCHEDULE	RPI	RPI	RPI	RPI
DIV. I ONLY	8- 17	271	2- 8	301	299	289	289	26	26	
DIV. I NON-CONF.	4- 5	188	0- 0	244	304	209	209	26	26	
TOTALS	RPI 1-25	RPI 26-50	W-L RECORDS	RPI 51-100	RPI 101-150	RPI 150+				
8- 17	0- 0	0- 0	OVERALL	0- 2	0- 2	8- 13				
2- 8	0- 0	0- 0	HOME	0- 1	0- 0	2- 7				
4- 8	0- 0	0- 0	AWAY	0- 1	0- 2	4- 5				
2- 1	0- 0	0- 0	NEUTRAL	0- 0	0- 0	2- 1				
4- 5	0- 0	0- 0	NON-CONFERENCE	0- 2	0- 1	4- 2				
1- 1	0- 0	0- 0	HOME	0- 1	0- 0	1- 0				
1- 3	0- 0	0- 0	AWAY	0- 1	0- 1	1- 1				
2- 1	0- 0	0- 0	NEUTRAL	0- 0	0- 0	2- 1				
4- 12	0- 0	0- 0	CONFERENCE	0- 0	0- 1	4- 11				
1- 7	0- 0	0- 0	HOME	0- 0	0- 0	1- 7				
3- 5	0- 0	0- 0	AWAY	0- 0	0- 1	3- 4				
0- 0	0- 0	0- 0	NEUTRAL	0- 0	0- 0	0- 0				

RPI S	Opponent	Score	RPI S	Opponent	Score	RPI S	Opponent	Score	RPI S	Opponent	Score	Team's RPI: 289
76	A West Virginia	42 67				108	A East Tenn. St.	49 64				
91	H Richmond	56 70				134	A UT Martin	63 76				
						155	A Tennessee St.	74 86				
						155	H Tennessee St.	62 68				
						171	A Belmont	70 84				
						171	H Belmont	59 76				
						176	H SIUE	61 71				
						187	H Marshall	63 58				
						192	A Mercer	64 69				
						207	A Jacksonville St.	53 73				
						207	H Jacksonville St.	65 69				
						239	N North Florida	45 62				
						245	A Morehead St.	58 76				
						245	H Morehead St.	70 64				
						249	N Central Ark.	56 55				
						261	H Austin Peay	71 81				
						298	N Western Caro.	71 62				
						302	H Eastern Ill.	42 68				
						317	A Southeast Mo. St.	57 54				
						331	A Murray St.	64 59				
						335	A Tennessee Tech	97 93				
						335	H Tennessee Tech	71 84				
						346	A Alabama A&M	62 56				
LAST 12 Division I GAMES:												
335	H Tennessee Tech	71 84	155	H Tennessee St.	62 68							
171	A Belmont	70 84	245	A Morehead St.	58 76							
207	H Jacksonville St.	65 69	207	A Jacksonville St.	53 73							
245	H Morehead St.	70 64	335	A Tennessee Tech	97 93							
155	A Tennessee St.	74 86	331	A Murray St.	64 59							
171	H Belmont	59 76	176	H SIUE	61 71							

Non-Div I Games: Asbury 73 48

Eastern Ky.

■ Loss, 
 ■ Non-Conf, S Site, 
 ■ Home 
 ■ Away 
 N Neutral

Average RPI Win:	195	WON-LOST	WINNING	LAST 10	STRENGTH OF	OPP. STRENGTH	TEAM	ADJ.	CONF.	ADJ CONF.
Average RPI Loss:	124	RECORD	PCT. RANK	GAMES	SCHEDULE	OF SCHEDULE	RPI	RPI	RPI	RPI
DIV. I ONLY	17- 11	105	9- 1	175	133	111	111	15	15	
DIV. I NON-CONF.	4- 4	158	0- 0	228	63	153	153	17	17	
TOTALS	RPI 1-25	RPI 26-50	W-L RECORDS	RPI 51-100	RPI 101-150	RPI 150+				
17- 11	0- 0	0- 0	OVERALL	2- 5	4- 3	11- 3				
8- 4	0- 0	0- 0	HOME	1- 1	1- 3	6- 0				
6- 7	0- 0	0- 0	AWAY	1- 4	2- 0	3- 3				
3- 0	0- 0	0- 0	NEUTRAL	0- 0	1- 0	2- 0				
4- 4	0- 0	0- 0	NON-CONFERENCE	0- 2	1- 0	3- 2				
2- 0	0- 0	0- 0	HOME	0- 0	1- 0	1- 0				
0- 4	0- 0	0- 0	AWAY	0- 2	0- 0	0- 2				
2- 0	0- 0	0- 0	NEUTRAL	0- 0	0- 0	2- 0				
13- 7	0- 0	0- 0	CONFERENCE	2- 3	3- 3	8- 1				
6- 4	0- 0	0- 0	HOME	1- 1	0- 3	5- 0				
6- 3	0- 0	0- 0	AWAY	1- 2	2- 0	3- 1				
1- 0	0- 0	0- 0	NEUTRAL	0- 0	1- 0	0- 0				

RPI S	Opponent	Score	RPI S	Opponent	Score	RPI S	Opponent	Score	RPI S	Opponent	Score	Team's RPI: 111
						57	A Ohio	73 61	104	H Cleveland St.	71 68	
						57	H Ohio	59 82	119	A Ball St.	56 41	
						68	A Michigan	52 81	119	H Ball St.	62 72	
						77	A Michigan St.	61 69	121	A Toledo	75 61	
						81	A Akron	48 65	121	H Toledo	72 81	
						90	A Western Mich.	56 83	121	N Toledo	74 57	
						90	H Western Mich.	74 65	139	H Buffalo	53 75	
									157	A Oral Roberts	62 63	
									174	A Central Mich.	93 86	
									174	H Central Mich.	85 64	
									204	A Tex.-Pan American	75 81	
									212	N Cal St. Fullerton	78 74	
									222	H Detroit	75 71	
									250	A Northern Ill.	48 54	
									250	H Northern Ill.	60 52	
									260	N Weber St.	57 42	
									275	A Miami (OH)	54 51	
									275	H Miami (OH)	56 38	
									285	A Kent St.	70 53	
									285	H Kent St.	70 52	
									291	H Bowling Green	64 52	
LAST 12 Division I GAMES:												
						121	N Toledo	74 57	121	H Toledo	72 81	
						285	H Kent St.	70 52	57	A Ohio	73 61	
						174	A Central Mich.	93 86	275	A Miami (OH)	54 51	
						90	H Western Mich.	74 65	174	H Central Mich.	85 64	
						250	H Northern Ill.	60 52	119	H Ball St.	62 72	
						119	A Ball St.	56 41	285	A Kent St.	70 53	

Non-Div I Games: Kent St.-Tuscarawas 127 40 Hillsdale 73 56 Madonna 88 68

Eastern Mich.

Loss, Non-Conf, S Site, H Home A Away N Neutral

Average RPI Win: <b>228</b>	WON-LOST	WINNING	LAST 10	STRENGTH OF	OPP. STRENGTH	TEAM	ADJ.	CONF.	ADJ CONF.
Average RPI Loss: <b>156</b>	RECORD	PCT. RANK	GAMES	SCHEDULE	OF SCHEDULE	RPI	RPI	RPI	RPI
DIV. I ONLY	18- 10	89	8- 2	272	239	129	129	21	21
DIV. I NON-CONF.	5- 4	139	0- 0	268	249	165	165	21	21
TOTALS	RPI 1-25	RPI 26-50	W-L RECORDS	RPI 51-100	RPI 101-150	RPI 150+			
18- 10	0- 0	1- 1	OVERALL	1- 1	1- 3	15- 5			
10- 2	0- 0	1- 1	HOME	1- 0	0- 1	8- 0			
6- 8	0- 0	0- 0	AWAY	0- 1	1- 2	5- 5			
2- 0	0- 0	0- 0	NEUTRAL	0- 0	0- 0	2- 0			
5- 4	0- 0	1- 1	NON-CONFERENCE	0- 0	0- 1	4- 2			
2- 1	0- 0	1- 1	HOME	0- 0	0- 0	1- 0			
2- 3	0- 0	0- 0	AWAY	0- 0	0- 1	2- 2			
1- 0	0- 0	0- 0	NEUTRAL	0- 0	0- 0	1- 0			
13- 6	0- 0	0- 0	CONFERENCE	1- 1	1- 2	11- 3			
8- 1	0- 0	0- 0	HOME	1- 0	0- 1	7- 0			
4- 5	0- 0	0- 0	AWAY	0- 1	1- 1	3- 3			
1- 0	0- 0	0- 0	NEUTRAL	0- 0	0- 0	1- 0			

RPI S	Opponent	Score	RPI S	Opponent	Score	RPI S	Opponent	Score	RPI S	Opponent	Score	Team's RPI: 129
38	H Wichita St.	86 58	97	A Montana	59 69	120	A Boise St.	72 90				
40	H Gonzaga	60 61	97	H Montana	65 64	123	A Sacramento St.	80 79				
						123	H Sacramento St.	67 73				
						128	A Northern Colo.	56 64				
						161	A Florida	67 56				
						170	A Montana St.	53 63				
						170	H Montana St.	72 58				
						182	A North Dakota	82 96				
						193	A Idaho	58 71				
						193	H Idaho	71 65				
						240	A Idaho St.	88 75				
						240	H Idaho St.	62 58				
						254	A SMU	53 69				
						256	H Southern Utah	88 67				
						257	A Abilene Christian	72 79				
						260	A Weber St.	69 55				
						260	H Weber St.	64 62				
						266	H Northern Ariz.	73 42				
						266	N Northern Ariz.	73 57				
						292	H Portland	72 65				
						297	N Ga. Southern	55 42				
						311	A Portland St.	77 63				
						311	H Portland St.	101 54				
						329	A Utah Valley	68 62				
LAST 12 Division I GAMES:												
266	N Northern Ariz.	73 57	256	H Southern Utah	88 67							
260	H Weber St.	64 62	311	A Portland St.	77 63							
240	H Idaho St.	62 58	123	A Sacramento St.	80 79							
97	A Montana	59 69	170	H Montana St.	72 58							
170	A Montana St.	53 63	97	H Montana	65 64							
266	H Northern Ariz.	73 42	193	A Idaho	58 71							

Non-Div I Games: Saint Martin's 69 39 Central Wash. 83 70

Eastern Wash.

Loss, Non-Conf, S Site, H Home A Away N Neutral

Average RPI Win: <b>205</b>	WON-LOST	WINNING	LAST 10	STRENGTH OF	OPP. STRENGTH	TEAM	ADJ.	CONF.	ADJ CONF.
Average RPI Loss: <b>95</b>	RECORD	PCT. RANK	GAMES	SCHEDULE	OF SCHEDULE	RPI	RPI	RPI	RPI
DIV. I ONLY	16- 11	116	6- 4	111	117	101	101	14	14
DIV. I NON-CONF.	5- 4	139	0- 0	31	75	69	69	11	11
TOTALS	RPI 1-25	RPI 26-50	W-L RECORDS	RPI 51-100	RPI 101-150	RPI 150+			
16- 11	0- 1	0- 2	OVERALL	1- 4	2- 2	13- 2			
8- 5	0- 0	0- 1	HOME	1- 2	1- 1	6- 1			
8- 5	0- 0	0- 1	AWAY	0- 2	1- 1	7- 1			
0- 1	0- 1	0- 0	NEUTRAL	0- 0	0- 0	0- 0			
5- 4	0- 1	0- 0	NON-CONFERENCE	1- 2	1- 1	3- 0			
3- 1	0- 0	0- 0	HOME	1- 1	1- 0	1- 0			
2- 2	0- 0	0- 0	AWAY	0- 1	0- 1	2- 0			
0- 1	0- 1	0- 0	NEUTRAL	0- 0	0- 0	0- 0			
11- 7	0- 0	0- 2	CONFERENCE	0- 2	1- 1	10- 2			
5- 4	0- 0	0- 1	HOME	0- 1	0- 1	5- 1			
6- 3	0- 0	0- 1	AWAY	0- 1	1- 0	5- 1			
0- 0	0- 0	0- 0	NEUTRAL	0- 0	0- 0	0- 0			

RPI 1-25				RPI 26-50				RPI 51-100				RPI 101+				Team's RPI: 101	
RPI	S	Opponent	Score	RPI	S	Opponent	Score	RPI	S	Opponent	Score	RPI	S	Opponent	Score		
17	N	North Carolina	67 85	28	A	James Madison	60 89	62	H	Vanderbilt	50 66	102	A	Hofstra	64 58		
				28	H	James Madison	51 68	63	H	Liberty	73 62	102	H	Hofstra	53 55		
								64	A	Drexel	51 54	147	H	Furman	81 71		
								64	H	Drexel	47 57	149	A	High Point	71 87		
								82	A	North Carolina St.	51 84	158	A	Charlotte	67 54		
												175	A	William & Mary	72 59		
												175	H	William & Mary	64 60		
												196	H	Navy	69 56		
												198	A	Delaware	60 50		
												198	H	Delaware	77 76		
												203	A	Campbell	77 51		
												223	A	UNCW	68 76		
												223	H	UNCW	82 86		
												243	A	Towson	84 70		
												243	H	Towson	58 43		
												281	A	Col. of Charleston	75 71		
												281	H	Col. of Charleston	77 68		
												305	A	Northeastern	74 73		
												305	H	Northeastern	80 77		
LAST 12 Division I GAMES:																	
				198	H	Delaware	77 76					223	H	UNCW	82 86		
				102	A	Hofstra	64 58					281	A	Col. of Charleston	75 71		
				64	A	Drexel	51 54					243	A	Towson	84 70		
				175	H	William & Mary	64 60					28	A	James Madison	60 89		
				305	A	Northeastern	74 73					305	H	Northeastern	80 77		
				102	H	Hofstra	53 55					223	A	UNCW	68 76		

Non-Div I Games: Anderson (SC) 77 72 Lenoir-Rhyne 62 46

Elon

Loss, Non-Conf, S Site, H Home A Away N Neutral

Average RPI Win:	254	WON-LOST	WINNING	LAST 10	STRENGTH OF	OPP. STRENGTH	TEAM	ADJ.	CONF.	ADJ CONF.
Average RPI Loss:	144	RECORD	PCT. RANK	GAMES	SCHEDULE	OF SCHEDULE	RPI	RPI	RPI	RPI
DIV. I ONLY	10- 18	251	1- 9	257	183	251	251	19	19	
DIV. I NON-CONF.	4- 6	207	0- 0	231	176	198	198	16	16	
TOTALS	RPI 1-25	RPI 26-50	W-L RECORDS	RPI 51-100	RPI 101-150	RPI 150+				
10- 18	0- 1	0- 2	OVERALL	0- 3	2- 5	8- 7				
6- 6	0- 0	0- 1	HOME	0- 1	1- 2	5- 2				
4- 12	0- 1	0- 1	AWAY	0- 2	1- 3	3- 5				
0- 0	0- 0	0- 0	NEUTRAL	0- 0	0- 0	0- 0				
4- 6	0- 1	0- 0	NON-CONFERENCE	0- 1	1- 2	3- 2				
3- 0	0- 0	0- 0	HOME	0- 0	1- 0	2- 0				
1- 6	0- 1	0- 0	AWAY	0- 1	0- 2	1- 2				
0- 0	0- 0	0- 0	NEUTRAL	0- 0	0- 0	0- 0				
6- 12	0- 0	0- 2	CONFERENCE	0- 2	1- 3	5- 5				
3- 6	0- 0	0- 1	HOME	0- 1	0- 2	3- 2				
3- 6	0- 0	0- 1	AWAY	0- 1	1- 1	2- 3				
0- 0	0- 0	0- 0	NEUTRAL	0- 0	0- 0	0- 0				

RPI 1-25				RPI 26-50				RPI 51-100				RPI 101+				Team's RPI: 251	
RPI	S	Opponent	Score	RPI	S	Opponent	Score	RPI	S	Opponent	Score	RPI	S	Opponent	Score		
7	A	Louisville	51 73	38	A	Wichita St.	44 54	76	A	West Virginia	39 83	112	H	Troy	94 85		
				38	H	Wichita St.	63 77	79	A	Drake	69 78	119	A	Ball St.	70 76		
								79	H	Drake	62 79	122	A	UNI	44 89		
												122	H	UNI	44 58		
												123	A	Missouri St.	65 56		
												123	H	Missouri St.	71 86		
												134	A	UT Martin	74 84		
												164	A	Southern Ill.	63 58		
												164	H	Southern Ill.	53 62		
												169	A	Indiana St.	52 67		
												169	H	Indiana St.	53 71		
												216	A	IUPUI	50 62		
												261	H	Austin Peay	72 68		
												275	H	Miami (OH)	51 41		
												307	A	Loyola Chicago	58 70		
												307	H	Loyola Chicago	63 38		
												316	A	IPFW	59 77		
												319	A	Bradley	50 56		
												319	H	Bradley	86 46		
												324	A	Illinois St.	62 50		
												324	H	Illinois St.	69 52		
												331	A	Murray St.	93 83		
LAST 12 Division I GAMES:																	
123	H	Missouri St.	71 86	164	H	Southern Ill.	53 62										
38	H	Wichita St.	63 77	319	A	Bradley	50 56										
169	H	Indiana St.	53 71	307	A	Loyola Chicago	58 70										
122	A	UNI	44 89	169	A	Indiana St.	52 67										
79	A	Drake	69 78	79	H	Drake	62 79										
324	H	Illinois St.	69 52	122	H	UNI	44 58										

Non-Div I Games: Oakland City 81 40

Evansville

■ Loss, 
 ■ Non-Conf, S Site, 
 ■ Home 
 ■ Away 
 N Neutral



Average RPI Win:	163	WON-LOST	WINNING	LAST 10	STRENGTH OF	OPP. STRENGTH	TEAM	ADJ.	CONF.	ADJ CONF.
Average RPI Loss:	89	RECORD	PCT. RANK	GAMES	SCHEDULE	OF SCHEDULE	RPI	RPI	RPI	RPI
DIV. I ONLY	28- 2	6	10- 0	77	107	16	16	11	11	
DIV. I NON-CONF.	12- 2	26	0- 0	40	59	10	10	12	12	
TOTALS	RPI 1-25	RPI 26-50	W-L RECORDS	RPI 51-100	RPI 101-150	RPI 150+				
28- 2	2- 0	4- 1	OVERALL	2- 0	4- 0	16- 1				
14- 0	1- 0	1- 0	HOME	1- 0	2- 0	9- 0				
10- 1	0- 0	2- 0	AWAY	0- 0	2- 0	6- 1				
4- 1	1- 0	1- 1	NEUTRAL	1- 0	0- 0	1- 0				
12- 2	2- 0	2- 1	NON-CONFERENCE	2- 0	2- 0	4- 1				
5- 0	1- 0	0- 0	HOME	1- 0	1- 0	2- 0				
3- 1	0- 0	1- 0	AWAY	0- 0	1- 0	1- 1				
4- 1	1- 0	1- 1	NEUTRAL	1- 0	0- 0	1- 0				
16- 0	0- 0	2- 0	CONFERENCE	0- 0	2- 0	12- 0				
9- 0	0- 0	1- 0	HOME	0- 0	1- 0	7- 0				
7- 0	0- 0	1- 0	AWAY	0- 0	1- 0	5- 0				
0- 0	0- 0	0- 0	NEUTRAL	0- 0	0- 0	0- 0				

RPI 1-25				Team's RPI: 16		RPI 26-50				RPI 51-100				RPI 101+					
RPI	S	Opponent	Score		RPI	S	Opponent	Score		RPI	S	Opponent	Score		RPI	S	Opponent	Score	
11	H	George Washington	88	75	27	N	Ohio St.	83	90	83	N	CSUN	73	64	116	A	Harvard	68	58
24	N	Quinnipiac	71	65	38	N	Wichita St.	56	39	94	H	Southern Miss.	78	62	128	H	Northern Colo.	69	56
					47	A	Arkansas St.	74	68						138	A	Northern Ky.	67	46
					50	A	Stetson	61	39						138	H	Northern Ky.	75	47
					50	H	Stetson	57	55						151	A	Auburn	69	72
															162	A	Kennesaw St.	71	60
															162	H	Kennesaw St.	61	47
															200	A	Jacksonville	60	37
															200	H	Jacksonville	78	47
															200	H	Jacksonville	62	42
															202	N	Clemson	86	61
															220	A	USC Upstate	75	59
															220	H	USC Upstate	79	61
															239	A	North Florida	56	24
															239	H	North Florida	74	35
															239	H	North Florida	75	42
															253	A	Lipscomb	71	49
															253	H	Lipscomb	69	43
															255	A	Bethune-Cookman	91	46
															269	H	Providence	68	58
															333	H	FIU	97	49
LAST 12 Division I GAMES:																			
200	H	Jacksonville	62	42	253	H	Lipscomb	69	43										
239	H	North Florida	74	35	138	H	Northern Ky.	75	47										
200	H	Jacksonville	78	47	50	A	Stetson	61	39										
239	A	North Florida	56	24	138	A	Northern Ky.	67	46										
220	A	USC Upstate	75	59	253	A	Lipscomb	71	49										
162	A	Kennesaw St.	71	60	162	H	Kennesaw St.	61	47										

Non-Div I Games: Ave Maria 102 54

FGCU

■ Loss, 
 ■ Non-Conf, S Site, 
 ■ Home 
 ■ Away 
 N Neutral

Average RPI Win:	292	WON-LOST	WINNING	LAST 10	STRENGTH OF	OPP. STRENGTH	TEAM	ADJ.	CONF.	ADJ CONF.
Average RPI Loss:	165	RECORD	PCT. RANK	GAMES	SCHEDULE	OF SCHEDULE	RPI	RPI	RPI	RPI
DIV. I ONLY	3- 26	342	0- 10	210	191	333	333	17	17	
DIV. I NON-CONF.	3- 8	263	0- 0	324	226	335	335	18	18	
TOTALS	RPI 1-25	RPI 26-50	W-L RECORDS	RPI 51-100	RPI 101-150	RPI 150+				
3- 26	0- 1	0- 2	OVERALL	0- 3	0- 4	3- 16				
2- 14	0- 0	0- 1	HOME	0- 2	0- 4	2- 7				
0- 11	0- 1	0- 1	AWAY	0- 1	0- 0	0- 8				
1- 1	0- 0	0- 0	NEUTRAL	0- 0	0- 0	1- 1				
3- 8	0- 1	0- 0	NON-CONFERENCE	0- 0	0- 2	3- 5				
2- 5	0- 0	0- 0	HOME	0- 0	0- 2	2- 3				
0- 2	0- 1	0- 0	AWAY	0- 0	0- 0	0- 1				
1- 1	0- 0	0- 0	NEUTRAL	0- 0	0- 0	1- 1				
0- 18	0- 0	0- 2	CONFERENCE	0- 3	0- 2	0- 11				
0- 9	0- 0	0- 1	HOME	0- 2	0- 2	0- 4				
0- 9	0- 0	0- 1	AWAY	0- 1	0- 0	0- 7				
0- 0	0- 0	0- 0	NEUTRAL	0- 0	0- 0	0- 0				

RPI 1-25				RPI 26-50				RPI 51-100				RPI 101+ Team's RPI: 333			
RPI	S	Opponent	Score	RPI	S	Opponent	Score	RPI	S	Opponent	Score	RPI	S	Opponent	Score
16	A	FGCU	49 97	30	A	Western Ky.	42 81	66	A	Middle Tenn.	30 79	104	H	Cleveland St.	65 73
				30	H	Western Ky.	47 88	66	H	Middle Tenn.	60 75	109	H	Virginia	61 74
								94	H	Southern Miss.	65 78	114	H	Louisiana Tech	56 79
												131	H	Old Dominion	67 80
												151	H	Auburn	44 81
												158	H	Charlotte	62 81
												172	A	UTSA	56 74
												177	A	UAB	56 72
												177	H	UAB	45 68
												187	A	Marshall	61 67
												187	H	Marshall	50 74
												200	A	Jacksonville	64 76
												215	H	Arizona	58 65
												221	A	Fla. Atlantic	63 77
												221	H	Fla. Atlantic	63 79
												244	A	UTEP	56 72
												268	A	Rice	59 80
												271	H	UCF	66 57
												291	H	Bowling Green	68 55
												298	N	Western Caro.	69 83
												315	N	Wofford	83 75
												330	A	North Texas	61 77
												335	H	Tennessee Tech	56 73
LAST 12 Division I GAMES:															
177	A	UAB	56 72	114	H	Louisiana Tech	56 79	94	H	Southern Miss.	65 78	244	A	UTEP	56 72
66	A	Middle Tenn.	30 79	172	A	UTSA	56 74	158	H	Charlotte	62 81	131	H	Old Dominion	67 80
30	H	Western Ky.	47 88	158	H	Charlotte	62 81								
187	H	Marshall	50 74	172	A	UTSA	56 74								
330	A	North Texas	61 77	158	H	Charlotte	62 81								
268	A	Rice	59 80	131	H	Old Dominion	67 80								

Non-Div I Games:

FIU

■ Loss, 
 ■ Non-Conf, S Site, 
 ■ Home 
 ■ Away 
 N Neutral

## Fairfield

Through Games Of March 11, 2015

Average RPI Win:	245	WON-LOST	WINNING	LAST 10	STRENGTH OF	OPP. STRENGTH	TEAM	ADJ.	CONF.	ADJ CONF.
Average RPI Loss:	126	RECORD	PCT. RANK	GAMES	SCHEDULE	OF SCHEDULE	RPI	RPI	RPI	RPI
DIV. I ONLY	15- 16	183	6- 4	177	227	178	178	24	24	
DIV. I NON-CONF.	1- 8	322	0- 0	57	68	264	264	24	24	
TOTALS	RPI 1-25	RPI 26-50	W-L RECORDS	RPI 51-100	RPI 101-150	RPI 150+				
15- 16	0- 2	0- 1	OVERALL	0- 3	2- 4	13- 6				
7- 5	0- 1	0- 0	HOME	0- 0	1- 2	6- 2				
7- 8	0- 1	0- 1	AWAY	0- 2	1- 1	6- 3				
1- 3	0- 0	0- 0	NEUTRAL	0- 1	0- 1	1- 1				
1- 8	0- 0	0- 1	NON-CONFERENCE	0- 3	1- 2	0- 2				
1- 1	0- 0	0- 0	HOME	0- 0	1- 1	0- 0				
0- 5	0- 0	0- 1	AWAY	0- 2	0- 1	0- 1				
0- 2	0- 0	0- 0	NEUTRAL	0- 1	0- 0	0- 1				
14- 8	0- 2	0- 0	CONFERENCE	0- 0	1- 2	13- 4				
6- 4	0- 1	0- 0	HOME	0- 0	0- 1	6- 2				
7- 3	0- 1	0- 0	AWAY	0- 0	1- 0	6- 2				
1- 1	0- 0	0- 0	NEUTRAL	0- 0	0- 1	1- 0				

RPI 1-25				RPI 26-50				RPI 51-100				RPI 101+ Team's RPI: 178			
RPI	S	Opponent	Score	RPI	S	Opponent	Score	RPI	S	Opponent	Score	RPI	S	Opponent	Score
24	A	Quinnipiac	43 83	39	A	Seton Hall	47 79	56	A	Iowa St.	63 76	102	A	Hofstra	53 66
24	H	Quinnipiac	66 67					69	N	East Carolina	68 83	117	A	Marist	56 55
								76	A	West Virginia	53 67	117	H	Marist	50 56
												117	N	Marist	50 67
												130	H	Cornell	47 58
												146	H	Butler	81 77
												168	A	Siena	60 55
												168	H	Siena	47 54
												184	A	La Salle	59 73
												187	N	Marshall	55 68
												195	A	Iona	74 62
												195	H	Iona	77 66
												238	A	Niagara	56 66
												238	H	Niagara	64 66
												238	N	Niagara	65 57
												241	A	Monmouth	33 59
												241	H	Monmouth	54 52
												262	A	Canisius	63 54
												262	H	Canisius	61 58
												278	A	Rider	59 47
												278	H	Rider	43 40
												323	A	Manhattan	72 54
												323	H	Manhattan	43 26
												327	A	Saint Peter's	57 47
												327	H	Saint Peter's	57 46
LAST 12 Division I GAMES:															
				117	N	Marist	50 67					262	H	Canisius	61 58
				238	N	Niagara	65 57					323	H	Manhattan	43 26
				323	A	Manhattan	72 54					238	A	Niagara	56 66
				195	A	Iona	74 62					262	A	Canisius	63 54
				117	H	Marist	50 56					241	H	Monmouth	54 52
				168	H	Siena	47 54					195	H	Iona	77 66

Non-Div I Games:

Fairfield

■ Loss, 
 ■ Non-Conf, S Site, 
 ■ Home 
 ■ Away 
 N Neutral

Average RPI Win:	283	WON-LOST	WINNING	LAST 10	STRENGTH OF	OPP. STRENGTH	TEAM	ADJ.	CONF.	ADJ CONF.
Average RPI Loss:	214	RECORD	PCT. RANK	GAMES	SCHEDULE	OF SCHEDULE	RPI	RPI	RPI	RPI
DIV. I ONLY	10- 20	260	4- 6	323	314	301	301	29	29	
DIV. I NON-CONF.	3- 8	263	0- 0	307	302	304	304	28	28	
TOTALS	RPI 1-25	RPI 26-50	W-L RECORDS	RPI 51-100	RPI 101-150	RPI 150+				
10- 20	0- 0	0- 0	OVERALL	1- 1	0- 0	9- 19				
5- 8	0- 0	0- 0	HOME	1- 1	0- 0	4- 7				
5- 12	0- 0	0- 0	AWAY	0- 0	0- 0	5- 12				
0- 0	0- 0	0- 0	NEUTRAL	0- 0	0- 0	0- 0				
3- 8	0- 0	0- 0	NON-CONFERENCE	1- 1	0- 0	2- 7				
1- 3	0- 0	0- 0	HOME	1- 1	0- 0	0- 2				
2- 5	0- 0	0- 0	AWAY	0- 0	0- 0	2- 5				
0- 0	0- 0	0- 0	NEUTRAL	0- 0	0- 0	0- 0				
7- 12	0- 0	0- 0	CONFERENCE	0- 0	0- 0	7- 12				
4- 5	0- 0	0- 0	HOME	0- 0	0- 0	4- 5				
3- 7	0- 0	0- 0	AWAY	0- 0	0- 0	3- 7				
0- 0	0- 0	0- 0	NEUTRAL	0- 0	0- 0	0- 0				

RPI S	Opponent	Score	RPI S	Opponent	Score	RPI S	Opponent	Score	RPI S	Opponent	Score	Team's RPI: 301
						76	H West Virginia	52 80	156	A Bryant	77 82	
						98	H Army	56 48	156	H Bryant	61 63	
									160	H Bucknell	60 61	
									165	A Central Conn. St.	53 82	
									165	H Central Conn. St.	56 77	
									168	A Siena	63 72	
									181	A Robert Morris	58 71	
									181	A Robert Morris	61 89	
									181	H Robert Morris	68 69	
									217	A Sacred Heart	65 66	
									217	H Sacred Heart	84 75	
									218	A UMass Lowell	67 78	
									232	A Brown	74 79	
									241	A Monmouth	66 71	
									252	A St. Francis Brooklyn	60 57	
									252	H St. Francis Brooklyn	61 72	
									290	A Columbia	55 72	
									296	H NJIT	64 68	
									310	A LIU Brooklyn	71 81	
									310	H LIU Brooklyn	75 79	
									320	A Saint Francis (PA)	78 65	
									320	H Saint Francis (PA)	78 63	
									321	A Mt. St. Mary's	54 52	
									321	H Mt. St. Mary's	78 56	
									323	A Manhattan	73 54	
									326	A Wagner	75 82	
LAST 12 Division I GAMES:												
			181	A Robert Morris	61 89		156	H Bryant	61 63			
			217	H Sacred Heart	84 75		326	A Wagner	75 82			
			165	H Central Conn. St.	56 77		320	H Saint Francis (PA)	78 63			
			217	A Sacred Heart	65 66		181	H Robert Morris	68 69			
			252	A St. Francis Brooklyn	60 57		181	A Robert Morris	58 71			
			321	A Mt. St. Mary's	54 52		320	A Saint Francis (PA)	78 65			

Non-Div I Games:

Fairleigh Dickinson

■ Loss, 
 ■ Non-Conf, S Site, 
 ■ Home 
 ■ Away 
 N Neutral

F  
a  
i  
r  
l  
e  
i  
g  
h  
D  
i  
c  
k  
i  
n  
s  
o  
n

RPI S Opponent Score  
Fairleigh Dickinson

Through Games Of March 11, 2015

RPI	S	Opponent	Score	
326	H	Wagner	72	70
327	A	Saint Peter's	76	59

Fairleigh Dickinson  
k  
i  
n  
s  
o  
n

Average RPI Win:	235	WON-LOST	WINNING	LAST 10	STRENGTH OF	OPP. STRENGTH	TEAM	ADJ.	CONF.	ADJ CONF.
Average RPI Loss:	141	RECORD	PCT. RANK	GAMES	SCHEDULE	OF SCHEDULE	RPI	RPI	RPI	RPI
DIV. I ONLY	12- 17	234	2- 8	149	247	221	221	17	17	
DIV. I NON-CONF.	5- 5	158	0- 0	168	333	194	194	18	18	
TOTALS	RPI 1-25	RPI 26-50	W-L RECORDS	RPI 51-100	RPI 101-150	RPI 150+				
12- 17	0- 0	0- 2	OVERALL	0- 4	1- 5	11- 6				
8- 6	0- 0	0- 1	HOME	0- 2	1- 2	7- 1				
4- 9	0- 0	0- 0	AWAY	0- 0	0- 0	4- 1				
0- 2	0- 0	0- 0	NEUTRAL	0- 0	0- 2	0- 0				
5- 5	0- 0	0- 0	NON-CONFERENCE	0- 1	1- 2	4- 2				
4- 1	0- 0	0- 0	HOME	0- 0	1- 0	3- 1				
1- 3	0- 0	0- 0	AWAY	0- 1	0- 1	1- 1				
0- 1	0- 0	0- 0	NEUTRAL	0- 0	0- 1	0- 0				
7- 12	0- 0	0- 2	CONFERENCE	0- 3	0- 3	7- 4				
4- 5	0- 0	0- 1	HOME	0- 2	0- 2	4- 0				
3- 6	0- 0	0- 1	AWAY	0- 1	0- 0	3- 4				
0- 1	0- 0	0- 0	NEUTRAL	0- 0	0- 1	0- 0				

RPI S	Opponent	Score	RPI S	Opponent	Score	RPI S	Opponent	Score	RPI S	Opponent	Score	Team's RPI: 221
30	A Western Ky.	43 80	30	H Western Ky.	74 85	66	A Middle Tenn.	60 73	104	H Cleveland St.	79 74	
						66	H Middle Tenn.	69 101	110	A Long Beach St.	60 85	
						84	A Colorado St.	46 59	114	H Louisiana Tech	68 73	
						94	H Southern Miss.	65 67	114	N Louisiana Tech	74 84	
									131	H Old Dominion	44 72	
									132	N New Mexico St.	44 57	
									158	H Charlotte	71 68	
									172	A UTSA	45 68	
									177	A UAB	56 59	
									177	H UAB	66 56	
									187	A Marshall	59 66	
									187	H Marshall	83 73	
									223	H UNCW	84 80	
									234	H Western Ill.	90 88	
									244	A UTEP	68 63	
									255	A Bethune-Cookman	88 68	
									268	A Rice	82 70	
									271	A UCF	74 94	
									296	H NJIT	57 65	
									305	H Northeastern	81 74	
									330	A North Texas	55 74	
									333	A FIU	79 63	
									333	H FIU	77 63	
LAST 12 Division I GAMES:												
114	N Louisiana Tech	74 84	330	A North Texas	55 74							
66	A Middle Tenn.	60 73	94	H Southern Miss.	65 67							
177	A UAB	56 59	114	H Louisiana Tech	68 73							
187	H Marshall	83 73	172	A UTSA	45 68							
30	H Western Ky.	74 85	244	A UTEP	68 63							
268	A Rice	82 70	131	H Old Dominion	44 72							

Non-Div I Games: Webber Int'l 111 76

Fla. Atlantic

Average RPI Win:	187	WON-LOST	WINNING	LAST 10	STRENGTH OF	OPP. STRENGTH	TEAM	ADJ.	CONF.	ADJ CONF.
Average RPI Loss:	73	RECORD	PCT. RANK	GAMES	SCHEDULE	OF SCHEDULE	RPI	RPI	RPI	RPI
DIV. I ONLY	13- 17	218	3- 7	78	56	161	161	2	2	
DIV. I NON-CONF.	8- 5	123	0- 0	267	214	191	191	4	4	
-----										
TOTALS	RPI 1-25	RPI 26-50	W-L RECORDS	RPI 51-100	RPI 101-150	RPI 150+				
13- 17	0- 4	2- 2	OVERALL	2- 5	0- 3	9- 3				
8- 9	0- 2	2- 0	HOME	0- 4	0- 2	6- 1				
5- 7	0- 2	0- 2	AWAY	2- 1	0- 1	3- 1				
0- 1	0- 0	0- 0	NEUTRAL	0- 0	0- 0	0- 1				
8- 5	0- 1	1- 0	NON-CONFERENCE	0- 1	0- 1	7- 2				
7- 2	0- 0	1- 0	HOME	0- 0	0- 1	6- 1				
1- 3	0- 1	0- 0	AWAY	0- 1	0- 0	1- 1				
0- 0	0- 0	0- 0	NEUTRAL	0- 0	0- 0	0- 0				
5- 12	0- 3	1- 2	CONFERENCE	2- 4	0- 2	2- 1				
1- 7	0- 2	1- 0	HOME	0- 4	0- 1	0- 0				
4- 4	0- 1	0- 2	AWAY	2- 0	0- 1	2- 0				
0- 1	0- 0	0- 0	NEUTRAL	0- 0	0- 0	0- 1				

RPI 1-25				RPI 26-50				RPI 51-100				RPI 101+ Team's RPI: 161			
RPI	S	Opponent	Score	RPI	S	Opponent	Score	RPI	S	Opponent	Score	RPI	S	Opponent	Score
2	H	Tennessee	56 64	29	A	Mississippi St.	62 75	58	H	LSU	65 68	103	A	Missouri	47 66
3	H	South Carolina	42 77	33	A	Texas A&M	46 66	59	A	Georgia	51 48	103	H	Missouri	52 68
8	A	Kentucky	56 62	44	H	Arkansas	72 58	59	H	Georgia	45 52	129	H	Eastern Wash.	56 67
10	A	Florida St.	51 77	50	H	Stetson	59 54	62	A	Vanderbilt	67 58	151	A	Auburn	63 50
								62	H	Vanderbilt	75 76	151	N	Auburn	49 71
								85	A	St. John's (NY)	66 72	153	A	Savannah St.	58 68
								100	H	Ole Miss	57 64	159	H	Wisconsin	48 51
												199	H	Virginia Tech	73 44
												200	H	Jacksonville	84 73
												201	A	Alabama	53 49
												231	H	Southern U.	78 49
												239	H	North Florida	63 51
												299	A	Georgetown	81 73
												344	H	Longwood	91 46
												348	H	Charleston So.	92 64
LAST 12 Division I GAMES:															
		151	N Auburn	49	71			59	A Georgia	51	48				
		59	H Georgia	45	52			2	H Tennessee	56	64				
		201	A Alabama	53	49			62	A Vanderbilt	67	58				
		33	A Texas A&M	46	66			103	H Missouri	52	68				
		62	H Vanderbilt	75	76			44	H Arkansas	72	58				
		29	A Mississippi St.	62	75			3	H South Carolina	42	77				

Non-Div I Games:

Florida

■ Loss, 
 ■ Non-Conf, S Site, 
 ■ Home 
 ■ Away 
 N Neutral

## Florida A&amp;M

Through Games Of March 11, 2015

Average RPI Win:	318	WON-LOST	WINNING	LAST 10	STRENGTH OF	OPP. STRENGTH	TEAM	ADJ.	CONF.	ADJ CONF.
Average RPI Loss:	219	RECORD	PCT. RANK	GAMES	SCHEDULE	OF SCHEDULE	RPI	RPI	RPI	RPI
DIV. I ONLY	7- 21	296	2- 8	341	329	338	338	31	31	
DIV. I NON-CONF.	2- 9	297	0- 0	312	298	330	330	29	29	
TOTALS	RPI 1-25	RPI 26-50	W-L RECORDS	RPI 51-100	RPI 101-150	RPI 150+				
7- 21	0- 0	0- 0	OVERALL	0- 1	0- 2	7- 18				
3- 7	0- 0	0- 0	HOME	0- 0	0- 2	3- 5				
2- 13	0- 0	0- 0	AWAY	0- 1	0- 0	2- 12				
2- 1	0- 0	0- 0	NEUTRAL	0- 0	0- 0	2- 1				
2- 9	0- 0	0- 0	NON-CONFERENCE	0- 1	0- 1	2- 7				
0- 2	0- 0	0- 0	HOME	0- 0	0- 1	0- 1				
0- 7	0- 0	0- 0	AWAY	0- 1	0- 0	0- 6				
2- 0	0- 0	0- 0	NEUTRAL	0- 0	0- 0	2- 0				
5- 12	0- 0	0- 0	CONFERENCE	0- 0	0- 1	5- 11				
3- 5	0- 0	0- 0	HOME	0- 0	0- 1	3- 4				
2- 6	0- 0	0- 0	AWAY	0- 0	0- 0	2- 6				
0- 1	0- 0	0- 0	NEUTRAL	0- 0	0- 0	0- 1				

RPI 1-25			RPI 26-50			RPI 51-100			RPI 101+			Team's RPI: 338
RPI	S	Opponent	Score	RPI	S	Opponent	Score	RPI	S	Opponent	Score	
						67 A Miami (FL)	47 83					
								112 H Troy			59 65	
								113 H Hampton			52 80	
								153 A Savannah St.			55 77	
								153 H Savannah St.			51 72	
								162 A Kennesaw St.			58 79	
								180 A N.C. A&T			42 78	
								180 H N.C. A&T			48 67	
								192 A Mercer			47 61	
								201 A Alabama			44 60	
								231 A Southern U.			69 80	
								254 A SMU			46 77	
								255 A Bethune-Cookman			64 76	
								255 H Bethune-Cookman			57 70	
								255 N Bethune-Cookman			41 53	
								265 H Norfolk St.			50 68	
								276 H Alabama St.			49 64	
								284 A South Carolina St.			55 50	
								293 A Morgan St.			50 57	
								295 N Sam Houston St.			69 67	
								308 N UNC Greensboro			70 64	
								314 H UMES			64 54	
								332 A Southeastern La.			67 69	
								336 A Coppin St.			65 70	
								339 A N.C. Central			48 59	
								339 H N.C. Central			65 58	
								340 H Howard			65 51	
LAST 12 Division I GAMES:												
						255 N Bethune-Cookman	41 53					
						153 H Savannah St.	51 72					
						180 A N.C. A&T	42 78					
						153 A Savannah St.	55 77					
						255 A Bethune-Cookman	64 76					
						339 H N.C. Central	65 58					
						180 H N.C. A&T	48 67					
						347 A Delaware St.	78 63					
						339 A N.C. Central	48 59					
						255 H Bethune-Cookman	57 70					
						314 H UMES	64 54					
						340 H Howard	65 51					

Non-Div I Games: Webber Int'l 52 41

Florida A&amp;M

■ Loss, 
 ■ Non-Conf, S Site, 
 ■ Home 
 ■ Away 
 N Neutral



RPI	S	Opponent	Score
347	A	Delaware St.	78 63

Florida A&M

F  
l  
o  
r  
i  
d  
a  
  
A  
&  
M

F  
l  
o  
r  
i  
d  
a  
  
A  
&  
M

Average RPI Win: 135		WON-LOST	WINNING	LAST 10	STRENGTH OF	OPP. STRENGTH	TEAM	ADJ.	CONF.	ADJ CONF.
Average RPI Loss: 13		RECORD	PCT. RANK	GAMES	SCHEDULE	OF SCHEDULE	RPI	RPI	RPI	RPI
DIV. I ONLY		29- 4	12	8- 2	42	26	10	10	3	3
DIV. I NON-CONF.		13- 1	4	0- 0	165	125	33	33	3	3
TOTALS		RPI 1-25	RPI 26-50		W-L RECORDS		RPI 51-100	RPI 101-150	RPI 150+	
29- 4	3- 3	2- 1		OVERALL		5- 0	6- 0	13- 0		
14- 0	2- 0	2- 0		HOME		2- 0	0- 0	8- 0		
9- 2	0- 2	0- 0		AWAY		3- 0	4- 0	2- 0		
6- 2	1- 1	0- 1		NEUTRAL		0- 0	2- 0	3- 0		
13- 1	0- 0	0- 1		NON-CONFERENCE		1- 0	4- 0	8- 0		
6- 0	0- 0	0- 0		HOME		0- 0	0- 0	6- 0		
3- 0	0- 0	0- 0		AWAY		1- 0	2- 0	0- 0		
4- 1	0- 0	0- 1		NEUTRAL		0- 0	2- 0	2- 0		
16- 3	3- 3	2- 0		CONFERENCE		4- 0	2- 0	5- 0		
8- 0	2- 0	2- 0		HOME		2- 0	0- 0	2- 0		
6- 2	0- 2	0- 0		AWAY		2- 0	2- 0	2- 0		
2- 1	1- 1	0- 0		NEUTRAL		0- 0	0- 0	1- 0		

RPI	S	Opponent	Score	RPI	S	Opponent	Score	RPI	S	Opponent	Score	RPI	S	Opponent	Score
1	A	Notre Dame	68 74	31	N	Washington	68 80	53	A	Tulane	65 54	109	A	Virginia	65 56
1	N	Notre Dame	58 71	36	H	Syracuse	62 52	67	A	Miami (FL)	69 55	118	A	Boston College	86 68
7	H	Louisville	68 63	41	H	Pittsburgh	58 43	67	H	Miami (FL)	80 60	133	A	Purdue	67 64
7	N	Louisville	66 51					82	H	North Carolina St.	72 52	144	A	Temple	66 62
14	H	Duke	74 58					86	A	Georgia Tech	82 62	145	N	Hartford	69 59
17	A	North Carolina	63 71									147	N	Furman	94 63
												153	H	Savannah St.	97 51
												161	H	Florida	77 51
												177	H	UAB	92 62
												186	H	Wake Forest	110 80
												194	N	Massachusetts	73 47
												199	A	Virginia Tech	59 44
												199	N	Virginia Tech	82 43
												200	H	Jacksonville	73 46
												202	A	Clemson	82 52
												202	H	Clemson	81 38
												239	H	North Florida	79 58
												255	H	Bethune-Cookman	103 34
												302	N	Eastern Ill.	91 55
LAST 12 Division I GAMES:															
		1 N Notre Dame	58 71			202 H Clemson	81 38								
		7 N Louisville	66 51			109 A Virginia	65 56								
		199 N Virginia Tech	82 43			17 A North Carolina	63 71								
		67 A Miami (FL)	69 55			67 H Miami (FL)	80 60								
		82 H North Carolina St.	72 52			36 H Syracuse	62 52								
		118 A Boston College	86 68			86 A Georgia Tech	82 62								

Non-Div I Games:

Florida St.

Average RPI Win:	186	WON-LOST	WINNING	LAST 10	STRENGTH OF	OPP. STRENGTH	TEAM	ADJ.	CONF.	ADJ CONF.
Average RPI Loss:	66	RECORD	PCT. RANK	GAMES	SCHEDULE	OF SCHEDULE	RPI	RPI	RPI	RPI
DIV. I ONLY	20- 11	85	5- 5	67	93	73	73	6	6	
DIV. I NON-CONF.	8- 5	123	0- 0	91	224	104	104	6	6	
<hr/>										
TOTALS	RPI 1-25	RPI 26-50	W-L RECORDS	RPI 51-100	RPI 101-150	RPI 150+				
20- 11	0- 4	0- 3	OVERALL	4- 1	3- 2	13- 1				
10- 5	0- 2	0- 2	HOME	2- 0	2- 0	6- 1				
8- 4	0- 0	0- 0	AWAY	1- 0	1- 0	6- 0				
2- 2	0- 1	0- 0	NEUTRAL	1- 1	0- 0	1- 0				
8- 5	0- 1	0- 2	NON-CONFERENCE	0- 1	2- 0	6- 1				
4- 3	0- 1	0- 1	HOME	0- 0	1- 0	3- 1				
3- 1	0- 0	0- 1	AWAY	0- 0	1- 0	2- 0				
1- 1	0- 0	0- 0	NEUTRAL	0- 1	0- 0	1- 0				
12- 6	0- 3	0- 1	CONFERENCE	4- 0	1- 2	7- 0				
6- 2	0- 1	0- 1	HOME	2- 0	1- 0	3- 0				
5- 3	0- 1	0- 0	AWAY	1- 0	0- 2	4- 0				
1- 1	0- 1	0- 0	NEUTRAL	1- 0	0- 0	0- 0				

RPI 1-25				RPI 26-50				RPI 51-100 Team's RPI: 73				RPI 101+			
RPI	S	Opponent	Score	RPI	S	Opponent	Score	RPI	S	Opponent	Score	RPI	S	Opponent	Score
11	A	George Washington	65 83	36	A	Syracuse	42 59	79	N	Drake	56 62	102	H	Hofstra	60 46
11	N	George Washington	60 72	39	H	Seton Hall	43 56	87	A	Saint Joseph's	48 47	136	A	Rhode Island	56 71
12	H	Princeton	53 67	48	H	Duquesne	46 56	87	H	Saint Joseph's	57 47	141	H	VCU	60 51
13	H	Dayton	45 59					91	H	Richmond	65 64	144	A	Temple	71 64
								91	N	Richmond	46 45	150	A	Saint Louis	50 54
												153	H	Savannah St.	63 53
												165	A	Central Conn. St.	72 36
												166	A	St. Bonaventure	72 62
												166	H	St. Bonaventure	54 51
												184	A	La Salle	70 59
												194	H	Massachusetts	65 42
												195	H	Iona	51 72
												198	A	Delaware	49 44
												236	A	George Mason	79 55
												263	A	Davidson	66 45
												263	H	Davidson	54 46
												321	H	Mt. St. Mary's	61 37
												323	H	Manhattan	70 41
												341	N	Incarinate Word	74 42
<hr/>															
LAST 12 Division I GAMES:															
11	N	George Washington	60 72	136	A	Rhode Island	56 71								
91	N	Richmond	46 45	87	A	Saint Joseph's	48 47								
263	H	Davidson	54 46	166	H	St. Bonaventure	54 51								
236	A	George Mason	79 55	48	H	Duquesne	46 56								
11	A	George Washington	65 83	263	A	Davidson	66 45								
13	H	Dayton	45 59	150	A	Saint Louis	50 54								

Non-Div I Games:

Fordham

■ Loss, 
 ■ Non-Conf, S Site, 
 ■ Home 
 ■ Away 
 N Neutral

Average RPI Win:	195	WON-LOST	WINNING	LAST 10	STRENGTH OF	OPP. STRENGTH	TEAM	ADJ.	CONF.	ADJ CONF.
Average RPI Loss:	120	RECORD	PCT. RANK	GAMES	SCHEDULE	OF SCHEDULE	RPI	RPI	RPI	RPI
DIV. I ONLY	20- 9	64	5- 5	89	204	54	54	22	22	
DIV. I NON-CONF.	6- 3	92	0- 0	12	131	23	23	19	19	
TOTALS	RPI 1-25	RPI 26-50	W-L RECORDS	RPI 51-100	RPI 101-150	RPI 150+				
20- 9	0- 1	0- 0	OVERALL	4- 4	2- 2	14- 2				
12- 1	0- 0	0- 0	HOME	3- 0	2- 0	7- 1				
7- 7	0- 1	0- 0	AWAY	1- 3	0- 2	6- 1				
1- 1	0- 0	0- 0	NEUTRAL	0- 1	0- 0	1- 0				
6- 3	0- 1	0- 0	NON-CONFERENCE	2- 1	1- 1	3- 0				
4- 0	0- 0	0- 0	HOME	1- 0	1- 0	2- 0				
2- 3	0- 1	0- 0	AWAY	1- 1	0- 1	1- 0				
0- 0	0- 0	0- 0	NEUTRAL	0- 0	0- 0	0- 0				
14- 6	0- 0	0- 0	CONFERENCE	2- 3	1- 1	11- 2				
8- 1	0- 0	0- 0	HOME	2- 0	1- 0	5- 1				
5- 4	0- 0	0- 0	AWAY	0- 2	0- 1	5- 1				
1- 1	0- 0	0- 0	NEUTRAL	0- 1	0- 0	1- 0				

RPI 1-25				RPI 26-50				RPI 51-100				Team's RPI: 54		RPI 101+			
RPI	S	Opponent	Score	RPI	S	Opponent	Score	RPI	S	Opponent	Score			RPI	S	Opponent	Score
11	A	George Washington	64 73					55	A	San Diego	93 88			120	A	Boise St.	66 75
								60	H	St. Mary's (CA)	60 56			120	H	Boise St.	55 52
								84	A	Colorado St.	56 70			125	A	Bakersfield	60 80
								84	H	Colorado St.	53 49			143	H	UC Riverside	73 61
								92	A	New Mexico	60 63			154	H	Cal Poly	67 56
								92	H	New Mexico	71 65			179	A	Oregon	68 59
								92	N	New Mexico	53 64			212	H	Cal St. Fullerton	57 52
								96	A	Southern California	50 68			214	A	Wyoming	66 65
														214	H	Wyoming	67 50
														214	N	Wyoming	74 66
														225	A	San Diego St.	56 44
														225	H	San Diego St.	57 50
														228	A	San Jose St.	51 56
														228	H	San Jose St.	58 46
														233	H	UNLV	70 73
														277	A	Utah St.	70 64
														277	H	Utah St.	64 55
														287	A	Nevada	62 44
														287	H	Nevada	65 43
														345	A	Air Force	61 41
LAST 12 Division I GAMES:																	
		92	N	New Mexico	53	64		277	H	Utah St.	64	55					
		214	N	Wyoming	74	66		84	A	Colorado St.	56	70					
		120	H	Boise St.	55	52		120	A	Boise St.	66	75					
		345	A	Air Force	61	41		233	H	UNLV	70	73					
		92	A	New Mexico	60	63		228	A	San Jose St.	51	56					
		214	H	Wyoming	67	50		84	H	Colorado St.	53	49					

Non-Div I Games: Cal St. Stanislaus 65 36 Bethesda Christian 81 63

Fresno St.

Average RPI Win:	253	WON-LOST	WINNING	LAST 10	STRENGTH OF	OPP. STRENGTH	TEAM	ADJ.	CONF.	ADJ CONF.
Average RPI Loss:	106	RECORD	PCT. RANK	GAMES	SCHEDULE	OF SCHEDULE	RPI	RPI	RPI	RPI
DIV. I ONLY	17- 13	125	6- 4	187	192	147	147	20	20	
DIV. I NON-CONF.	9- 5	102	0- 0	205	144	113	113	22	22	
TOTALS	RPI 1-25	RPI 26-50	W-L RECORDS	RPI 51-100	RPI 101-150	RPI 150+				
17- 13	0- 4	0- 1	OVERALL	0- 1	1- 3	16- 4				
10- 3	0- 1	0- 0	HOME	0- 0	0- 1	10- 1				
5- 7	0- 1	0- 0	AWAY	0- 1	0- 2	5- 3				
2- 3	0- 2	0- 1	NEUTRAL	0- 0	1- 0	1- 0				
9- 5	0- 1	0- 1	NON-CONFERENCE	0- 1	1- 1	8- 1				
6- 0	0- 0	0- 0	HOME	0- 0	0- 0	6- 0				
2- 3	0- 0	0- 0	AWAY	0- 1	0- 1	2- 1				
1- 2	0- 1	0- 1	NEUTRAL	0- 0	1- 0	0- 0				
8- 8	0- 3	0- 0	CONFERENCE	0- 0	0- 2	8- 3				
4- 3	0- 1	0- 0	HOME	0- 0	0- 1	4- 1				
3- 4	0- 1	0- 0	AWAY	0- 0	0- 1	3- 2				
1- 1	0- 1	0- 0	NEUTRAL	0- 0	0- 0	1- 0				

RPI S	Opponent	Score	RPI S	Opponent	Score	RPI S	Opponent	Score	RPI S	Opponent	Score	Team's RPI: 147
10 N	Florida St.	63 94	31 N	Washington	69 101	59 A	Georgia	51 58	101 A	Elon	71 81	
20 A	Chattanooga	45 67							108 A	East Tenn. St.	61 72	
20 H	Chattanooga	40 47							108 H	East Tenn. St.	72 73	
20 N	Chattanooga	55 68							145 N	Hartford	53 43	
									173 H	Appalachian St.	84 79	
									192 A	Mercer	58 55	
									192 H	Mercer	82 88	
									197 A	Winthrop	73 55	
									202 A	Clemson	69 79	
									205 A	Samford	65 76	
									205 H	Samford	64 44	
									205 N	Samford	65 54	
									220 H	USC Upstate	74 59	
									225 H	San Diego St.	60 43	
									263 H	Davidson	67 60	
									284 A	South Carolina St.	65 46	
									298 A	Western Caro.	64 77	
									298 H	Western Caro.	84 72	
									306 H	UNC Asheville	81 71	
									308 A	UNC Greensboro	78 70	
									308 H	UNC Greensboro	77 68	
									315 A	Wofford	70 53	
									315 H	Wofford	58 56	
									334 H	Coastal Caro.	90 56	
LAST 12 Division I GAMES:												
20 N	Chattanooga	55 68	192 H	Mercer	82 88							
205 N	Samford	65 54	108 A	East Tenn. St.	61 72							
315 A	Wofford	70 53	308 A	UNC Greensboro	78 70							
298 A	Western Caro.	64 77	298 H	Western Caro.	84 72							
308 H	UNC Greensboro	77 68	315 H	Wofford	58 56							
205 H	Samford	64 44	20 A	Chattanooga	45 67							

Non-Div I Games: North Greenville 75 50 Southern Wesleyan 96 73

Furman

Loss, Non-Conf, S Site, H Home A Away N Neutral

## Ga. Southern

Through Games Of March 11, 2015

Average RPI Win:	245	WON-LOST	WINNING	LAST 10	STRENGTH OF	OPP. STRENGTH	TEAM	ADJ.	CONF.	ADJ CONF.
Average RPI Loss:	150	RECORD	PCT. RANK	GAMES	SCHEDULE	OF SCHEDULE	RPI	RPI	RPI	RPI
DIV. I ONLY	4- 24	332	1- 9	159	196	297	297	13	13	
DIV. I NON-CONF.	2- 6	281	0- 0	127	314	270	270	13	13	
TOTALS	RPI 1-25	RPI 26-50	W-L RECORDS	RPI 51-100	RPI 101-150	RPI 150+				
4- 24	0- 0	0- 4	OVERALL	0- 1	0- 7	4- 12				
1- 12	0- 0	0- 2	HOME	0- 0	0- 3	1- 7				
2- 11	0- 0	0- 2	AWAY	0- 1	0- 3	2- 5				
1- 1	0- 0	0- 0	NEUTRAL	0- 0	0- 1	1- 0				
2- 6	0- 0	0- 0	NON-CONFERENCE	0- 1	0- 1	2- 4				
1- 2	0- 0	0- 0	HOME	0- 0	0- 0	1- 2				
0- 3	0- 0	0- 0	AWAY	0- 1	0- 0	0- 2				
1- 1	0- 0	0- 0	NEUTRAL	0- 0	0- 1	1- 0				
2- 18	0- 0	0- 4	CONFERENCE	0- 0	0- 6	2- 8				
0- 10	0- 0	0- 2	HOME	0- 0	0- 3	0- 5				
2- 8	0- 0	0- 2	AWAY	0- 0	0- 3	2- 3				
0- 0	0- 0	0- 0	NEUTRAL	0- 0	0- 0	0- 0				

RPI 1-25			RPI 26-50			RPI 51-100			RPI 101+			Team's RPI: 297			
RPI	S	Opponent	Score	RPI	S	Opponent	Score	RPI	S	Opponent	Score	RPI	S	Opponent	Score
				32	A	UALR	43 60	59	A	Georgia	52 93	112	A	Troy	74 84
				32	H	UALR	44 58					112	H	Troy	93 99
				47	A	Arkansas St.	63 86					129	N	Eastern Wash.	42 55
				47	H	Arkansas St.	73 81					140	A	Texas St.	57 67
												140	H	Texas St.	65 79
												142	A	La.-Lafayette	35 62
												142	H	La.-Lafayette	57 69
												162	H	Kennesaw St.	51 72
												163	A	Texas-Arlington	52 64
												163	H	Texas-Arlington	41 66
												173	A	Appalachian St.	39 66
												173	H	Appalachian St.	74 77
												192	H	Mercer	61 84
												200	H	Jacksonville	78 65
												207	A	Jacksonville St.	52 78
												219	A	La.-Monroe	66 72
												219	H	La.-Monroe	50 58
												229	A	Georgia St.	82 74
												229	H	Georgia St.	54 82
												231	N	Southern U.	68 52
												253	A	Lipscomb	74 80
												318	A	South Ala.	67 53
												318	H	South Ala.	63 80
LAST 12 Division I GAMES:															
				229	A	Georgia St.	82 74					32	A	UALR	43 60
				163	H	Texas-Arlington	41 66					47	H	Arkansas St.	73 81
				142	A	La.-Lafayette	35 62					219	H	La.-Monroe	50 58
				173	A	Appalachian St.	39 66					229	H	Georgia St.	54 82
				318	H	South Ala.	63 80					32	H	UALR	44 58
				112	H	Troy	93 99					173	H	Appalachian St.	74 77

Non-Div I Games: Toccoa Falls 84 36

Ga. Southern

■ Loss, 
 ■ Non-Conf, S Site, 
 ■ Home 
 ■ Away 
 N Neutral

Average RPI Win:	296	WON-LOST	WINNING	LAST 10	STRENGTH OF	OPP. STRENGTH	TEAM	ADJ.	CONF.	ADJ CONF.
Average RPI Loss:	197	RECORD	PCT. RANK	GAMES	SCHEDULE	OF SCHEDULE	RPI	RPI	RPI	RPI
DIV. I ONLY	13- 17	218	6- 4	338	323	279	279	28	28	
DIV. I NON-CONF.	2- 5	259	0- 0	348	250	336	336	32	32	
TOTALS	RPI 1-25	RPI 26-50	W-L RECORDS	RPI 51-100	RPI 101-150	RPI 150+				
13- 17	0- 0	0- 0	OVERALL	0- 2	0- 3	13- 12				
6- 6	0- 0	0- 0	HOME	0- 1	0- 1	6- 4				
5- 10	0- 0	0- 0	AWAY	0- 1	0- 1	5- 8				
2- 1	0- 0	0- 0	NEUTRAL	0- 0	0- 1	2- 0				
2- 5	0- 0	0- 0	NON-CONFERENCE	0- 0	0- 0	2- 5				
1- 1	0- 0	0- 0	HOME	0- 0	0- 0	1- 1				
1- 4	0- 0	0- 0	AWAY	0- 0	0- 0	1- 4				
0- 0	0- 0	0- 0	NEUTRAL	0- 0	0- 0	0- 0				
11- 12	0- 0	0- 0	CONFERENCE	0- 2	0- 3	11- 7				
5- 5	0- 0	0- 0	HOME	0- 1	0- 1	5- 3				
4- 6	0- 0	0- 0	AWAY	0- 1	0- 1	4- 4				
2- 1	0- 0	0- 0	NEUTRAL	0- 0	0- 1	2- 0				

RPI S	Opponent	Score	RPI S	Opponent	Score	RPI S	Opponent	Score	RPI S	Opponent	Score	Team's RPI: 279
						63	A Liberty	47 56	149	A High Point	57 72	
						63	H Liberty	48 61	149	H High Point	58 74	
									149	N High Point	53 56	
									162	A Kennesaw St.	47 50	
									167	A Indiana	54 115	
									173	A Appalachian St.	69 77	
									197	A Winthrop	79 65	
									197	H Winthrop	75 62	
									203	A Campbell	74 75	
									203	H Campbell	62 72	
									206	A Radford	49 59	
									206	H Radford	60 76	
									206	N Radford	70 56	
									242	A Presbyterian	50 55	
									242	H Presbyterian	50 47	
									263	H Davidson	67 68	
									306	A UNC Asheville	66 58	
									306	H UNC Asheville	55 64	
									308	A UNC Greensboro	60 76	
									315	A Wofford	65 60	
									334	A Coastal Caro.	71 65	
									334	H Coastal Caro.	82 74	
									339	H N.C. Central	73 53	
									344	A Longwood	59 63	
									344	H Longwood	80 53	
									344	N Longwood	63 55	

## LAST 12 Division I GAMES:

149	N	High Point	53	56	197	H	Winthrop	75	62
206	N	Radford	70	56	348	A	Charleston So.	62	56
344	N	Longwood	63	55	344	H	Longwood	80	53
149	H	High Point	58	74	63	H	Liberty	48	61
306	A	UNC Asheville	66	58	242	H	Presbyterian	50	47
203	H	Campbell	62	72	334	A	Coastal Caro.	71	65

Non-Div I Games: Montreat 118 37 Tenn. Temple 68 48

Gardner-Webb

Loss, Non-Conf, S Site, H Home A Away N Neutral

RPI	S	Opponent	Score	
348	A	Charleston So.	62	56
348	H	Charleston So.	70	54

G  
a  
r  
d  
n  
e  
r  
-  
W  
e  
b  
b

G  
a  
r  
d  
n  
e  
r  
-  
W  
e  
b  
b

Gardner-Webb



Average RPI Win:	243	WON-LOST	WINNING	LAST 10	STRENGTH OF	OPP. STRENGTH	TEAM	ADJ.	CONF.	ADJ CONF.
Average RPI Loss:	123	RECORD	PCT. RANK	GAMES	SCHEDULE	OF SCHEDULE	RPI	RPI	RPI	RPI
DIV. I ONLY	13- 17	218	2- 8	269	120	236	236	6	6	
DIV. I NON-CONF.	8- 5	123	0- 0	347	317	271	271	6	6	
TOTALS	RPI 1-25	RPI 26-50	W-L RECORDS	RPI 51-100	RPI 101-150	RPI 150+				
13- 17	0- 3	0- 1	OVERALL	0- 4	2- 4	11- 5				
7- 6	0- 2	0- 0	HOME	0- 1	2- 2	5- 1				
3- 9	0- 1	0- 1	AWAY	0- 2	0- 2	3- 3				
3- 2	0- 0	0- 0	NEUTRAL	0- 1	0- 0	3- 1				
8- 5	0- 0	0- 0	NON-CONFERENCE	0- 0	0- 1	8- 4				
3- 2	0- 0	0- 0	HOME	0- 0	0- 1	3- 1				
2- 2	0- 0	0- 0	AWAY	0- 0	0- 0	2- 2				
3- 1	0- 0	0- 0	NEUTRAL	0- 0	0- 0	3- 1				
5- 12	0- 3	0- 1	CONFERENCE	0- 4	2- 3	3- 1				
4- 4	0- 2	0- 0	HOME	0- 1	2- 1	2- 0				
1- 7	0- 1	0- 1	AWAY	0- 2	0- 2	1- 1				
0- 1	0- 0	0- 0	NEUTRAL	0- 1	0- 0	0- 0				

RPI 1-25				RPI 26-50				RPI 51-100				RPI 101+ Team's RPI: 236			
RPI	S	Opponent	Score	RPI	S	Opponent	Score	RPI	S	Opponent	Score	RPI	S	Opponent	Score
11	A	George Washington	45 80	48	A	Duquesne	54 88	73	H	Fordham	55 79	108	H	East Tenn. St.	71 84
11	H	George Washington	52 87					87	A	Saint Joseph's	51 82	136	H	Rhode Island	45 57
13	H	Dayton	73 84					87	N	Saint Joseph's	43 71	141	A	VCU	66 70
								91	A	Richmond	49 77	141	H	VCU	86 79
												150	A	Saint Louis	59 82
												150	H	Saint Louis	66 57
												166	H	St. Bonaventure	68 55
												184	A	La Salle	73 71
												194	A	Massachusetts	79 85
												196	A	Navy	79 84
												197	N	Winthrop	69 57
												199	H	Virginia Tech	77 69
												219	N	La.-Monroe	65 53
												243	A	Towson	70 72
												245	H	Morehead St.	70 79
												257	N	Abilene Christian	86 88
												263	H	Davidson	63 60
												281	H	Col. of Charleston	71 61
												320	A	Saint Francis (PA)	86 77
												344	A	Longwood	83 61
												347	H	Delaware St.	110 91
												349	N	Mississippi Val.	71 62
LAST 12 Division I GAMES:															
				87	N	Saint Joseph's	43 71	194	A	Massachusetts	79 85				
				11	A	George Washington	45 80	263	H	Davidson	63 60				
				73	H	Fordham	55 79	13	H	Dayton	73 84				
				150	A	Saint Louis	59 82	11	H	George Washington	52 87				
				87	A	Saint Joseph's	51 82	141	A	VCU	66 70				
				141	H	VCU	86 79	136	H	Rhode Island	45 57				

Non-Div I Games:

George Mason

■ Loss, 
 ■ Non-Conf, S Site, 
 ■ Home 
 ■ Away 
 N Neutral

Average RPI Win: <b>140</b>	WON-LOST	WINNING	LAST 10	STRENGTH OF	OPP. STRENGTH	TEAM	ADJ.	CONF.	ADJ CONF.
Average RPI Loss: <b>57</b>	RECORD	PCT. RANK	GAMES	SCHEDULE	OF SCHEDULE	RPI	RPI	RPI	RPI
DIV. I ONLY	28- 3	10	9- 1	45	70	11	11	6	6
DIV. I NON-CONF.	10- 2	31	0- 0	106	42	35	35	6	6
TOTALS	RPI 1-25	RPI 26-50	W-L RECORDS	RPI 51-100	RPI 101-150	RPI 150+			
28- 3	3- 2	1- 0	OVERALL	9- 0	4- 1	11- 0			
13- 1	1- 1	1- 0	HOME	5- 0	0- 0	6- 0			
10- 2	1- 1	0- 0	AWAY	2- 0	2- 1	5- 0			
5- 0	1- 0	0- 0	NEUTRAL	2- 0	2- 0	0- 0			
10- 2	0- 2	0- 0	NON-CONFERENCE	4- 0	1- 0	5- 0			
5- 1	0- 1	0- 0	HOME	2- 0	0- 0	3- 0			
3- 1	0- 1	0- 0	AWAY	1- 0	0- 0	2- 0			
2- 0	0- 0	0- 0	NEUTRAL	1- 0	1- 0	0- 0			
18- 1	3- 0	1- 0	CONFERENCE	5- 0	3- 1	6- 0			
8- 0	1- 0	1- 0	HOME	3- 0	0- 0	3- 0			
7- 1	1- 0	0- 0	AWAY	1- 0	2- 1	3- 0			
3- 0	1- 0	0- 0	NEUTRAL	1- 0	1- 0	0- 0			

RPI	S	Opponent	Score	RPI	S	Opponent	Score	RPI	S	Opponent	Score	RPI	S	Opponent	Score
6	H	Maryland	65 <b>75</b>	48	H	Duquesne	83 56	51	A	American	63 52	133	N	Purdue	79 59
13	A	Dayton	69 66					54	H	Fresno St.	73 64	136	A	Rhode Island	59 49
13	H	Dayton	67 56					60	H	St. Mary's (CA)	70 52	141	A	VCU	65 57
13	N	Dayton	75 62					73	H	Fordham	83 65	150	A	Saint Louis	61 <b>79</b>
16	A	FGCU	75 <b>88</b>					73	N	Fordham	72 60	150	N	Saint Louis	77 63
								82	N	North Carolina St.	74 66	166	H	St. Bonaventure	70 48
								87	H	Saint Joseph's	83 69	184	A	La Salle	67 48
								91	A	Richmond	81 69	188	H	Memphis	63 44
								91	H	Richmond	77 67	194	A	Massachusetts	69 54
												236	A	George Mason	87 52
												236	H	George Mason	80 45
												243	A	Towson	82 48
												263	H	Davidson	52 35
												286	A	Loyola Maryland	72 49
												299	H	Georgetown	72 60
												312	H	Grambling	89 51
LAST 12 Division I GAMES:															
		13	N	Dayton			75 62			141	A	VCU			65 57
		73	N	Fordham			72 60			166	H	St. Bonaventure			70 48
		150	N	Saint Louis			77 63			150	A	Saint Louis			61 <b>79</b>
		236	H	George Mason			80 45			13	H	Dayton			67 56
		91	A	Richmond			81 69			263	H	Davidson			52 35
		73	H	Fordham			83 65			236	A	George Mason			87 52

Non-Div I Games: Bowie St. 88 45

George Washington

■ Loss, 
 ■ Non-Conf, S Site, 
 ■ Home 
 ■ Away 
 N Neutral

## Georgetown

## Through Games Of March 11, 2015

Average RPI Win: <b>279</b>	WON-LOST	WINNING	LAST 10	STRENGTH OF	OPP. STRENGTH	TEAM	ADJ.	CONF.	ADJ CONF.
Average RPI Loss: <b>122</b>	RECORD	PCT. RANK	GAMES	SCHEDULE	OF SCHEDULE	RPI	RPI	RPI	RPI
DIV. I ONLY	4- 27	338	0- 10	107	97	299	299	10	10
DIV. I NON-CONF.	2- 10	311	0- 0	137	114	294	294	9	9
TOTALS	RPI 1-25	RPI 26-50	W-L RECORDS	RPI 51-100	RPI 101-150	RPI 150+			
4- 27	0- 2	0- 4	OVERALL	0- 7	0- 4	4- 10			
4- 10	0- 0	0- 2	HOME	0- 3	0- 1	4- 4			
0- 13	0- 2	0- 2	AWAY	0- 4	0- 2	0- 3			
0- 4	0- 0	0- 0	NEUTRAL	0- 0	0- 1	0- 3			
2- 10	0- 2	0- 0	NON-CONFERENCE	0- 1	0- 2	2- 5			
2- 3	0- 0	0- 0	HOME	0- 0	0- 0	2- 3			
0- 4	0- 2	0- 0	AWAY	0- 1	0- 1	0- 0			
0- 3	0- 0	0- 0	NEUTRAL	0- 0	0- 1	0- 2			
2- 17	0- 0	0- 4	CONFERENCE	0- 6	0- 2	2- 5			
2- 7	0- 0	0- 2	HOME	0- 3	0- 1	2- 1			
0- 9	0- 0	0- 2	AWAY	0- 3	0- 1	0- 3			
0- 1	0- 0	0- 0	NEUTRAL	0- 0	0- 0	0- 1			

RPI 1-25				RPI 26-50				RPI 51-100				RPI 101+				Team's RPI: 299	
RPI	S	Opponent	Score	RPI	S	Opponent	Score	RPI	S	Opponent	Score	RPI	S	Opponent	Score		
11	A	George Washington	60 72	37	A	DePaul	52 93	75	A	Villanova	57 69	105	A	Kansas	42 55		
12	A	Princeton	54 83	37	H	DePaul	85 105	75	H	Villanova	48 64	144	N	Temple	58 81		
				39	A	Seton Hall	68 95	85	A	St. John's (NY)	61 75	146	A	Butler	58 63		
				39	H	Seton Hall	85 99	85	H	St. John's (NY)	57 74	146	H	Butler	56 65		
								89	A	Creighton	61 76	161	H	Florida	73 81		
								89	H	Creighton	62 71	166	H	St. Bonaventure	64 70		
								91	A	Richmond	57 65	185	N	Holy Cross	69 73		
												188	H	Memphis	46 63		
												191	A	Xavier	55 63		
												191	H	Xavier	55 60		
												191	N	Xavier	67 70		
												201	N	Alabama	58 72		
												248	A	Marquette	73 80		
												248	H	Marquette	83 76		
												269	A	Providence	66 81		
												269	H	Providence	69 61		
												286	H	Loyola Maryland	71 44		
												314	H	UMES	88 75		
LAST 12 Division I GAMES:																	
				191	N	Xavier	67 70	191	H	Xavier	55 60						
				269	A	Providence	66 81	75	H	Villanova	48 64						
				89	H	Creighton	62 71	248	A	Marquette	73 80						
				85	A	St. John's (NY)	61 75	37	A	DePaul	52 93						
				39	A	Seton Hall	68 95	39	H	Seton Hall	85 99						
				146	H	Butler	56 65	85	H	St. John's (NY)	57 74						

Non-Div I Games:

Georgetown

■ Loss, 
 ■ Non-Conf, S Site, 
 ■ Home 
 ■ Away 
 N Neutral

Average RPI Win:	164	WON-LOST	WINNING	LAST 10	STRENGTH OF	OPP. STRENGTH	TEAM	ADJ.	CONF.	ADJ CONF.
Average RPI Loss:	50	RECORD	PCT. RANK	GAMES	SCHEDULE	OF SCHEDULE	RPI	RPI	RPI	RPI
DIV. I ONLY	19- 12	99	2- 8	52	39	59	59	2	2	
DIV. I NON-CONF.	12- 1	7	0- 0	230	168	45	45	4	4	
TOTALS	RPI 1-25	RPI 26-50	W-L RECORDS	RPI 51-100	RPI 101-150	RPI 150+				
19- 12	0- 5	2- 3	OVERALL	4- 2	3- 0	10- 2				
12- 4	0- 2	1- 0	HOME	3- 0	2- 0	6- 2				
6- 7	0- 2	1- 3	AWAY	1- 2	0- 0	4- 0				
1- 1	0- 1	0- 0	NEUTRAL	0- 0	1- 0	0- 0				
12- 1	0- 0	1- 1	NON-CONFERENCE	3- 0	1- 0	7- 0				
8- 0	0- 0	0- 0	HOME	2- 0	1- 0	5- 0				
4- 1	0- 0	1- 1	AWAY	1- 0	0- 0	2- 0				
0- 0	0- 0	0- 0	NEUTRAL	0- 0	0- 0	0- 0				
7- 11	0- 5	1- 2	CONFERENCE	1- 2	2- 0	3- 2				
4- 4	0- 2	1- 0	HOME	1- 0	1- 0	1- 2				
2- 6	0- 2	0- 2	AWAY	0- 2	0- 0	2- 0				
1- 1	0- 1	0- 0	NEUTRAL	0- 0	1- 0	0- 0				

RPI 1-25				RPI 26-50				RPI 51-100 Team's RPI: 59				RPI 101+			
RPI	S	Opponent	Score	RPI	S	Opponent	Score	RPI	S	Opponent	Score	RPI	S	Opponent	Score
2	A	Tennessee	51 59	27	A	Ohio St.	67 59	58	A	LSU	52 64	103	H	Missouri	69 48
2	H	Tennessee	59 70	29	A	Mississippi St.	56 64	62	H	Vanderbilt	64 53	103	N	Missouri	75 64
2	N	Tennessee	41 75	33	H	Texas A&M	54 51	74	H	TCU	62 53	147	H	Furman	58 51
3	H	South Carolina	35 58	39	A	Seton Hall	51 70	77	H	Michigan St.	69 60	151	A	Auburn	57 52
8	A	Kentucky	72 80	44	A	Arkansas	48 54	86	A	Georgia Tech	64 57	151	H	Auburn	26 44
								100	A	Ole Miss	52 55	161	A	Florida	52 45
												161	H	Florida	48 51
												171	H	Belmont	62 43
												192	A	Mercer	68 49
												201	H	Alabama	64 47
												264	H	Colgate	66 35
												293	H	Morgan St.	68 36
												297	H	Ga. Southern	93 52
												335	A	Tennessee Tech	74 51
												336	H	Coppin St.	49 29
LAST 12 Division I GAMES:															
		2 N Tennessee	41 75			161 H Florida	48 51								
		103 N Missouri	75 64			44 A Arkansas	48 54								
		161 A Florida	52 45			3 H South Carolina	35 58								
		2 H Tennessee	59 70			8 A Kentucky	72 80								
		151 H Auburn	26 44			2 A Tennessee	51 59								
		58 A LSU	52 64			33 H Texas A&M	54 51								

Non-Div I Games:

Georgia

■ Loss, 
 ■ Non-Conf, S Site, 
 ■ Home 
 ■ Away 
 N Neutral

Average RPI Win:	236	WON-LOST	WINNING	LAST 10	STRENGTH OF	OPP. STRENGTH	TEAM	ADJ.	CONF.	ADJ CONF.
Average RPI Loss:	124	RECORD	PCT. RANK	GAMES	SCHEDULE	OF SCHEDULE	RPI	RPI	RPI	RPI
DIV. I ONLY	12- 17	234	5- 5	185	162	229	229	13	13	
DIV. I NON-CONF.	4- 4	158	0- 0	263	283	247	247	13	13	
TOTALS	RPI 1-25	RPI 26-50	W-L RECORDS	RPI 51-100	RPI 101-150	RPI 150+				
12- 17	0- 0	0- 5	OVERALL	0- 1	1- 5	11- 6				
7- 9	0- 0	0- 2	HOME	0- 1	1- 2	6- 4				
5- 7	0- 0	0- 2	AWAY	0- 0	0- 3	5- 2				
0- 1	0- 0	0- 1	NEUTRAL	0- 0	0- 0	0- 0				
4- 4	0- 0	0- 0	NON-CONFERENCE	0- 1	0- 0	4- 3				
3- 3	0- 0	0- 0	HOME	0- 1	0- 0	3- 2				
1- 1	0- 0	0- 0	AWAY	0- 0	0- 0	1- 1				
0- 0	0- 0	0- 0	NEUTRAL	0- 0	0- 0	0- 0				
8- 13	0- 0	0- 5	CONFERENCE	0- 0	1- 5	7- 3				
4- 6	0- 0	0- 2	HOME	0- 0	1- 2	3- 2				
4- 6	0- 0	0- 2	AWAY	0- 0	0- 3	4- 1				
0- 1	0- 0	0- 1	NEUTRAL	0- 0	0- 0	0- 0				

RPI 1-25			RPI 26-50			RPI 51-100			RPI 101+			Team's RPI: 229
RPI	S	Opponent	Score	RPI	S	Opponent	Score	RPI	S	Opponent	Score	
				32	A	UALR	39 56	63	H	Liberty	71 73	
				32	H	UALR	55 75			112	A	Troy 88
				32	N	UALR	54 71			112	H	Troy 96
				47	A	Arkansas St.	65 76			140	A	Texas St. 71
				47	H	Arkansas St.	47 61			140	H	Texas St. 69
										142	A	La.-Lafayette 68
										142	H	La.-Lafayette 63
										162	H	Kennesaw St. 73
										163	A	Texas-Arlington 57
										163	H	Texas-Arlington 45
										173	A	Appalachian St. 71
										173	H	Appalachian St. 70
										184	H	La Salle 76
										194	H	Massachusetts 66
										205	H	Samford 56
										219	A	La.-Monroe 61
										219	H	La.-Monroe 72
										239	A	North Florida 59
										245	A	Morehead St. 74
										297	A	Ga. Southern 54
										297	H	Ga. Southern 82
										318	A	South Ala. 78
										318	H	South Ala. 54
										335	H	Tennessee Tech 60
LAST 12 Division I GAMES:												
				32	N	UALR	54 71	318	H	South Ala.	69 54	
				297	H	Ga. Southern	74 82	140	A	Texas St.	61 71	
				219	A	La.-Monroe	66 61	318	A	South Ala.	84 78	
				112	A	Troy	75 88	297	A	Ga. Southern	82 54	
				32	A	UALR	39 56	47	H	Arkansas St.	47 61	
				173	H	Appalachian St.	80 70	163	A	Texas-Arlington	45 57	

Non-Div I Games: Thomas (GA) 101 55

Georgia St.

Average RPI Win:	196	WON-LOST	WINNING	LAST 10	STRENGTH OF	OPP. STRENGTH	TEAM	ADJ.	CONF.	ADJ CONF.
Average RPI Loss:	35	RECORD	PCT. RANK	GAMES	SCHEDULE	OF SCHEDULE	RPI	RPI	RPI	RPI
DIV. I ONLY	18- 14	140	5- 5	47	48	86	86	3	3	
DIV. I NON-CONF.	10- 4	80	0- 0	181	231	108	108	3	3	
TOTALS	RPI 1-25	RPI 26-50	W-L RECORDS	RPI 51-100	RPI 101-150	RPI 150+				
18- 14	1- 6	0- 4	OVERALL	1- 4	3- 0	13- 0				
10- 6	1- 2	0- 2	HOME	0- 2	1- 0	8- 0				
6- 5	0- 3	0- 0	AWAY	0- 2	2- 0	4- 0				
2- 3	0- 1	0- 2	NEUTRAL	1- 0	0- 0	1- 0				
10- 4	0- 0	0- 2	NON-CONFERENCE	1- 2	1- 0	8- 0				
7- 1	0- 0	0- 0	HOME	0- 1	1- 0	6- 0				
2- 1	0- 0	0- 0	AWAY	0- 1	0- 0	2- 0				
1- 2	0- 0	0- 2	NEUTRAL	1- 0	0- 0	0- 0				
8- 10	1- 6	0- 2	CONFERENCE	0- 2	2- 0	5- 0				
3- 5	1- 2	0- 2	HOME	0- 1	0- 0	2- 0				
4- 4	0- 3	0- 0	AWAY	0- 1	2- 0	2- 0				
1- 1	0- 1	0- 0	NEUTRAL	0- 0	0- 0	1- 0				

RPI 1-25				RPI 26-50				RPI 51-100 Team's RPI: 86				RPI 101+			
RPI	S	Opponent	Score	RPI	S	Opponent	Score	RPI	S	Opponent	Score	RPI	S	Opponent	Score
1	A	Notre Dame	76 89	26	N	Green Bay	50 71	59	H	Georgia	57 64	109	A	Virginia	68 62
1	H	Notre Dame	61 71	36	H	Syracuse	60 65	67	A	Miami (FL)	59 64	114	H	Louisiana Tech	96 81
7	A	Louisville	48 75	41	H	Pittsburgh	72 75	75	N	Villanova	71 63	118	A	Boston College	80 77
10	H	Florida St.	62 82	43	N	Minnesota	69 72	77	A	Michigan St.	73 79	162	H	Kennesaw St.	77 48
14	H	Duke	71 62					82	H	North Carolina St.	64 65	186	A	Wake Forest	67 60
17	A	North Carolina	81 96									199	H	Virginia Tech	79 71
17	N	North Carolina	64 84									202	A	Clemson	71 59
												202	H	Clemson	74 66
												202	N	Clemson	80 53
												249	H	Central Ark.	88 50
												252	A	St. Francis Brooklyn	65 59
												253	H	Lipscomb	71 53
												276	H	Alabama St.	77 53
												293	H	Morgan St.	105 76
												307	A	Loyola Chicago	92 57
												312	H	Grambling	97 64
LAST 12 Division I GAMES:															
		17	N	North Carolina	64	84				67	A	Miami (FL)	59	64	
		202	N	Clemson	80	53				82	H	North Carolina St.	64	65	
		186	A	Wake Forest	67	60				36	H	Syracuse	60	65	
		14	H	Duke	71	62				199	H	Virginia Tech	79	71	
		202	A	Clemson	71	59				10	H	Florida St.	62	82	
		1	H	Notre Dame	61	71				109	A	Virginia	68	62	

Non-Div I Games:

Georgia Tech

■ Loss, 
 ■ Non-Conf, S Site, 
 ■ Home 
 ■ Away 
 N Neutral

Average RPI Win: <b>177</b>	WON-LOST	WINNING	LAST 10	STRENGTH OF	OPP. STRENGTH	TEAM	ADJ.	CONF.	ADJ CONF.
Average RPI Loss: <b>47</b>	RECORD	PCT. RANK	GAMES	SCHEDULE	OF SCHEDULE	RPI	RPI	RPI	RPI
DIV. I ONLY	24- 7	29	7- 3	81	85	40	40	9	9
DIV. I NON-CONF.	7- 4	107	0- 0	66	67	67	67	7	7
TOTALS	RPI 1-25	RPI 26-50	W-L RECORDS	RPI 51-100	RPI 101-150	RPI 150+			
24- 7	1- 1	2- 2	OVERALL	4- 4	3- 0	14- 0			
12- 2	1- 0	1- 0	HOME	2- 2	1- 0	7- 0			
11- 2	0- 0	1- 0	AWAY	2- 0	2- 0	6- 0			
1- 3	0- 1	0- 1	NEUTRAL	0- 1	0- 0	1- 0			
7- 4	1- 1	0- 1	NON-CONFERENCE	0- 2	1- 0	5- 0			
4- 1	1- 0	0- 0	HOME	0- 1	0- 0	3- 0			
3- 1	0- 0	0- 1	AWAY	0- 0	1- 0	2- 0			
0- 2	0- 1	0- 0	NEUTRAL	0- 1	0- 0	0- 0			
17- 3	0- 0	2- 1	CONFERENCE	4- 2	2- 0	9- 0			
8- 1	0- 0	1- 0	HOME	2- 1	1- 0	4- 0			
8- 1	0- 0	1- 0	AWAY	2- 1	1- 0	4- 0			
1- 1	0- 0	0- 1	NEUTRAL	0- 0	0- 0	1- 0			

RPI 1-25				RPI 26-50				Team's RPI: 40				RPI 51-100				RPI 101+			
RPI	S	Opponent	Score	RPI	S	Opponent	Score	RPI	S	Opponent	Score	RPI	S	Opponent	Score	RPI	S	Opponent	Score
9	N	Iowa	67 79	34	A	Northwestern	43 62	51	N	American	56 59	129	A	Eastern Wash.	61 60				
13	H	Dayton	75 65	49	A	BYU	73 66	55	A	San Diego	62 75	135	A	San Francisco	75 64				
				49	H	BYU	78 62	55	H	San Diego	67 49	135	H	San Francisco	91 84				
				49	N	BYU	55 61	60	A	St. Mary's (CA)	52 42	170	A	Montana St.	89 60				
								60	H	St. Mary's (CA)	80 72	214	A	Wyoming	70 56				
								61	A	Pacific	73 63	224	A	Santa Clara	78 70				
								61	H	Pacific	59 71	224	H	Santa Clara	76 49				
								70	H	Washington St.	58 59	230	A	Pepperdine	78 56				
												230	H	Pepperdine	73 64				
												240	H	Idaho St.	88 63				
												256	H	Southern Utah	70 51				
												270	A	Loyola Marymount	82 59				
												270	H	Loyola Marymount	76 62				
												270	N	Loyola Marymount	70 50				
												292	A	Portland	85 63				
												292	H	Portland	79 57				
												311	H	Portland St.	73 41				
LAST 12 Division I GAMES:																			
				49	N	BYU	55 61	230	A	Pepperdine	78 56								
				270	N	Loyola Marymount	70 50	270	A	Loyola Marymount	82 59								
				49	A	BYU	73 66	135	H	San Francisco	91 84								
				55	A	San Diego	62 75	224	H	Santa Clara	76 49								
				61	H	Pacific	59 71	292	A	Portland	85 63								
				60	H	St. Mary's (CA)	80 72	61	A	Pacific	73 63								

Non-Div I Games:

Gonzaga

Average RPI Win:	307	WON-LOST	WINNING	LAST 10	STRENGTH OF	OPP. STRENGTH	TEAM	ADJ.	CONF.	ADJ CONF.
Average RPI Loss:	189	RECORD	PCT. RANK	GAMES	SCHEDULE	OF SCHEDULE	RPI	RPI	RPI	RPI
DIV. I ONLY	8- 19	283	4- 6	316	320	312	312	32	32	
DIV. I NON-CONF.	1- 8	322	0- 0	84	4	255	255	31	31	
TOTALS	RPI 1-25	RPI 26-50	W-L RECORDS	RPI 51-100	RPI 101-150	RPI 150+				
8- 19	0- 1	0- 2	OVERALL	0- 3	0- 0	8- 13				
6- 4	0- 0	0- 0	HOME	0- 0	0- 0	6- 4				
2- 15	0- 1	0- 2	AWAY	0- 3	0- 0	2- 9				
0- 0	0- 0	0- 0	NEUTRAL	0- 0	0- 0	0- 0				
1- 8	0- 1	0- 2	NON-CONFERENCE	0- 3	0- 0	1- 2				
1- 0	0- 0	0- 0	HOME	0- 0	0- 0	1- 0				
0- 8	0- 1	0- 2	AWAY	0- 3	0- 0	0- 2				
0- 0	0- 0	0- 0	NEUTRAL	0- 0	0- 0	0- 0				
7- 11	0- 0	0- 0	CONFERENCE	0- 0	0- 0	7- 11				
5- 4	0- 0	0- 0	HOME	0- 0	0- 0	5- 4				
2- 7	0- 0	0- 0	AWAY	0- 0	0- 0	2- 7				
0- 0	0- 0	0- 0	NEUTRAL	0- 0	0- 0	0- 0				

RPI 1-25				RPI 26-50				RPI 51-100				RPI 101+ Team's RPI: 312			
RPI	S	Opponent	Score	RPI	S	Opponent	Score	RPI	S	Opponent	Score	RPI	S	Opponent	Score
11	A	George Washington	51 89	31	A	Washington	53 84	65	A	Kansas St.	38 61	151	A	Auburn	42 92
				44	A	Arkansas	35 77	86	A	Georgia Tech	64 97	190	A	Texas Southern	33 74
								100	A	Ole Miss	67 92	190	H	Texas Southern	38 67
												215	A	Arizona	51 65
												227	H	Northwestern St.	44 41
												231	A	Southern U.	52 80
												231	H	Southern U.	57 56
												247	A	Prairie View	57 85
												247	H	Prairie View	51 59
												272	A	Jackson St.	56 70
												272	H	Jackson St.	55 64
												276	A	Alabama St.	30 53
												276	H	Alabama St.	62 68
												313	A	Alcorn	82 57
												313	H	Alcorn	64 57
												337	A	Ark.-Pine Bluff	59 45
												337	H	Ark.-Pine Bluff	75 56
												346	A	Alabama A&M	56 59
												346	H	Alabama A&M	65 64
												349	A	Mississippi Val.	58 61
												349	H	Mississippi Val.	62 31
LAST 12 Division I GAMES:															
346	H	Alabama A&M	65 64	190	H	Texas Southern	38 67								
276	H	Alabama St.	62 68	313	A	Alcorn	82 57								
349	A	Mississippi Val.	58 61	231	A	Southern U.	52 80								
337	A	Ark.-Pine Bluff	59 45	349	H	Mississippi Val.	62 31								
272	A	Jackson St.	56 70	337	H	Ark.-Pine Bluff	75 56								
247	H	Prairie View	51 59	272	H	Jackson St.	55 64								

Non-Div I Games: LSU-Shreveport 67 58 Tougaloo 98 59

Grambling

■ Loss, 
■ Non-Conf, S Site, 
■ Home 
■ Away 
N Neutral



## Grand Canyon

Through Games Of March 11, 2015

Average RPI Win:	289	WON-LOST	WINNING	LAST 10	STRENGTH OF	OPP. STRENGTH	TEAM	ADJ.	CONF.	ADJ CONF.
Average RPI Loss:	195	RECORD	PCT. RANK	GAMES	SCHEDULE	OF SCHEDULE	RPI	RPI	RPI	RPI
DIV. I ONLY	11- 14	214	6- 4	329	303	274	274	30	30	
DIV. I NON-CONF.	4- 7	221	0- 0	311	228	288	288	30	30	
TOTALS	RPI 1-25	RPI 26-50	W-L RECORDS	RPI 51-100	RPI 101-150	RPI 150+				
11- 14	0- 1	0- 0	OVERALL	0- 0	0- 6	11- 7				
6- 6	0- 1	0- 0	HOME	0- 0	0- 2	6- 3				
5- 7	0- 0	0- 0	AWAY	0- 0	0- 3	5- 4				
0- 1	0- 0	0- 0	NEUTRAL	0- 0	0- 1	0- 0				
4- 7	0- 1	0- 0	NON-CONFERENCE	0- 0	0- 2	4- 4				
2- 3	0- 1	0- 0	HOME	0- 0	0- 0	2- 2				
2- 3	0- 0	0- 0	AWAY	0- 0	0- 1	2- 2				
0- 1	0- 0	0- 0	NEUTRAL	0- 0	0- 1	0- 0				
7- 7	0- 0	0- 0	CONFERENCE	0- 0	0- 4	7- 3				
4- 3	0- 0	0- 0	HOME	0- 0	0- 2	4- 1				
3- 4	0- 0	0- 0	AWAY	0- 0	0- 2	3- 2				
0- 0	0- 0	0- 0	NEUTRAL	0- 0	0- 0	0- 0				

RPI 1-25				RPI 26-50				RPI 51-100				RPI 101+				Team's RPI: 274	
RPI	S	Opponent	Score	RPI	S	Opponent	Score	RPI	S	Opponent	Score	RPI	S	Opponent	Score		
7	H	Louisville	51 65									125	A	Bakersfield	67 90		
												125	H	Bakersfield	60 65		
												128	A	Northern Colo.	47 66		
												132	A	New Mexico St.	60 61		
												132	H	New Mexico St.	62 74		
												138	N	Northern Ky.	45 52		
												157	A	Oral Roberts	54 51		
												196	A	Navy	51 60		
												204	A	Tex.-Pan American	75 63		
												204	H	Tex.-Pan American	69 54		
												261	A	Austin Peay	77 84		
												267	H	North Dakota St.	69 54		
												273	H	UC Irvine	53 54		
												287	H	Nevada	52 64		
												300	A	Seattle	43 46		
												300	H	Seattle	56 59		
												303	H	New Orleans	59 57		
												329	A	Utah Valley	50 52		
												329	H	Utah Valley	60 50		
												341	A	Incarnate Word	72 67		
												342	A	UMKC	65 59		
												342	H	UMKC	57 42		
												343	A	Chicago St.	76 51		
												343	H	Chicago St.	73 49		
LAST 12 Division I GAMES:																	
				300	A	Seattle	43 46					125	H	Bakersfield	60 65		
				342	H	UMKC	57 42					300	H	Seattle	56 59		
				343	H	Chicago St.	73 49					343	A	Chicago St.	76 51		
				132	A	New Mexico St.	60 61					342	A	UMKC	65 59		
				204	A	Tex.-Pan American	75 63					204	H	Tex.-Pan American	69 54		
				329	H	Utah Valley	60 50					132	H	New Mexico St.	62 74		

Non-Div I Games: Western St. 76 52 San Diego Christian87 44

Grand Canyon

■ Loss, 
 ■ Non-Conf, S Site, 
 ■ Home 
 ■ Away 
 N Neutral

Average RPI Win: <b>167</b>	WON-LOST	WINNING	LAST 10	STRENGTH OF	OPP. STRENGTH	TEAM	ADJ.	CONF.	ADJ CONF.
Average RPI Loss: <b>79</b>	RECORD	PCT. RANK	GAMES	SCHEDULE	OF SCHEDULE	RPI	RPI	RPI	RPI
DIV. I ONLY	25- 4	16	9- 1	91	91	26	26	12	12
DIV. I NON-CONF.	9- 3	60	0- 0	48	3	22	22	15	15
TOTALS	RPI 1-25	RPI 26-50	W-L RECORDS	RPI 51-100	RPI 101-150	RPI 150+			
25- 4	1- 2	2- 0	OVERALL	6- 1	3- 0	13- 1			
12- 1	0- 0	1- 0	HOME	3- 0	1- 0	7- 1			
11- 2	0- 1	1- 0	AWAY	2- 1	2- 0	6- 0			
2- 1	1- 1	0- 0	NEUTRAL	1- 0	0- 0	0- 0			
9- 3	1- 2	2- 0	NON-CONFERENCE	2- 1	1- 0	3- 0			
4- 0	0- 0	1- 0	HOME	1- 0	0- 0	2- 0			
3- 2	0- 1	1- 0	AWAY	0- 1	1- 0	1- 0			
2- 1	1- 1	0- 0	NEUTRAL	1- 0	0- 0	0- 0			
16- 1	0- 0	0- 0	CONFERENCE	4- 0	2- 0	10- 1			
8- 1	0- 0	0- 0	HOME	2- 0	1- 0	5- 1			
8- 0	0- 0	0- 0	AWAY	2- 0	1- 0	5- 0			
0- 0	0- 0	0- 0	NEUTRAL	0- 0	0- 0	0- 0			

RPI 1-25				RPI 26-50				Team's RPI: 26				RPI 51-100				RPI 101+			
RPI	S	Opponent	Score	RPI	S	Opponent	Score	RPI	S	Opponent	Score	RPI	S	Opponent	Score	RPI	S	Opponent	Score
5	N	UConn	53 89	46	A	South Dakota St.	77 75	62	A	Vanderbilt	64 68	104	A	Cleveland St.	65 61				
13	A	Dayton	66 72	48	H	Duquesne	84 52	78	A	Youngstown St.	73 27	104	H	Cleveland St.	74 50				
15	N	Arizona St.	63 57					78	H	Youngstown St.	66 43	133	A	Purdue	81 78				
								86	N	Georgia Tech	71 50	159	H	Wisconsin	53 43				
								88	A	Wright St.	68 59	208	A	Ill.-Chicago	64 45				
								88	H	Wright St.	61 45	208	H	Ill.-Chicago	71 32				
								90	H	Western Mich.	70 55	222	A	Detroit	75 58				
												222	H	Detroit	52 51				
												235	A	Oakland	70 55				
												235	H	Oakland	67 70				
												248	A	Marquette	94 66				
												280	A	Milwaukee	79 62				
												280	H	Milwaukee	74 62				
												280	H	Milwaukee	63 37				
												282	A	Valparaiso	67 52				
												282	H	Valparaiso	87 45				
												304	H	Vermont	60 40				
LAST 12 Division I GAMES:																			
280	H	Milwaukee	74 62	280	A	Milwaukee	79 62												
222	H	Detroit	52 51	88	H	Wright St.	61 45												
78	A	Youngstown St.	73 27	104	H	Cleveland St.	74 50												
235	A	Oakland	70 55	235	H	Oakland	67 70												
208	H	Ill.-Chicago	71 32	208	A	Ill.-Chicago	64 45												
282	H	Valparaiso	87 45	282	A	Valparaiso	67 52												

Non-Div I Games: Davenport 53 40

Green Bay

Average RPI Win:	270	WON-LOST	WINNING	LAST 10	STRENGTH OF	OPP. STRENGTH	TEAM	ADJ.	CONF.	ADJ CONF.
Average RPI Loss:	93	RECORD	PCT. RANK	GAMES	SCHEDULE	OF SCHEDULE	RPI	RPI	RPI	RPI
DIV. I ONLY	18- 12	109	8- 2	168	287	113	113	31	31	
DIV. I NON-CONF.	4- 9	243	0- 0	2	26	61	61	29	29	
TOTALS	RPI 1-25	RPI 26-50	W-L RECORDS	RPI 51-100	RPI 101-150	RPI 150+				
18- 12	0- 3	0- 3	OVERALL	2- 2	0- 1	16- 3				
8- 3	0- 2	0- 0	HOME	0- 1	0- 0	8- 0				
8- 8	0- 1	0- 3	AWAY	2- 1	0- 1	6- 2				
2- 1	0- 0	0- 0	NEUTRAL	0- 0	0- 0	2- 1				
4- 9	0- 3	0- 3	NON-CONFERENCE	2- 2	0- 1	2- 0				
0- 3	0- 2	0- 0	HOME	0- 1	0- 0	0- 0				
2- 6	0- 1	0- 3	AWAY	2- 1	0- 1	0- 0				
2- 0	0- 0	0- 0	NEUTRAL	0- 0	0- 0	2- 0				
14- 3	0- 0	0- 0	CONFERENCE	0- 0	0- 0	14- 3				
8- 0	0- 0	0- 0	HOME	0- 0	0- 0	8- 0				
6- 2	0- 0	0- 0	AWAY	0- 0	0- 0	6- 2				
0- 1	0- 0	0- 0	NEUTRAL	0- 0	0- 0	0- 1				

RPI 1-25				RPI 26-50				RPI 51-100				RPI 101+ Team's RPI: 113			
RPI	S	Opponent	Score	RPI	S	Opponent	Score	RPI	S	Opponent	Score	RPI	S	Opponent	Score
3	H	South Carolina	49 69	28	A	James Madison	53 85	52	A	Penn	58 43	107	A	Lehigh	67 85
12	H	Princeton	63 75	34	A	Northwestern	36 62	65	A	Kansas St.	46 66	151	N	Auburn	44 42
24	A	Quinnipiac	59 87	37	A	DePaul	67 86	70	H	Washington St.	60 74	153	A	Savannah St.	55 61
								91	A	Richmond	64 53	180	H	N.C. A&T	54 48
												255	A	Bethune-Cookman	61 54
												265	A	Norfolk St.	66 71
												265	H	Norfolk St.	64 49
												284	A	South Carolina St.	88 53
												291	N	Bowling Green	64 53
												293	A	Morgan St.	78 44
												293	H	Morgan St.	63 43
												314	H	UMES	71 43
												314	N	UMES	50 52
												336	H	Coppin St.	69 44
												338	A	Florida A&M	80 52
												339	H	N.C. Central	75 36
												340	A	Howard	106 57
												340	H	Howard	80 61
												347	A	Delaware St.	78 63
												347	H	Delaware St.	74 61
LAST 12 Division I GAMES:															
				314	N	UMES	50 52					293	A	Morgan St.	78 44
				265	H	Norfolk St.	64 49					340	H	Howard	80 61
				347	A	Delaware St.	78 63					314	H	UMES	71 43
				340	A	Howard	106 57					265	A	Norfolk St.	66 71
				336	H	Coppin St.	69 44					284	A	South Carolina St.	88 53
				347	H	Delaware St.	74 61					153	A	Savannah St.	55 61

Non-Div I Games:

Hampton

■ Loss, 
 ■ Non-Conf, S Site, 
 ■ Home 
 ■ Away 
 N Neutral

[illegible]

Non-Div I Games:

Average RPI Win:	193	WON-LOST	WINNING	LAST 10	STRENGTH OF	OPP. STRENGTH	TEAM	ADJ.	CONF.	ADJ CONF.
Average RPI Loss:	108	RECORD	PCT. RANK	GAMES	SCHEDULE	OF SCHEDULE	RPI	RPI	RPI	RPI
DIV. I ONLY	14- 14	172	6- 4	59	99	116	116	7	7	
DIV. I NON-CONF.	7- 7	158	0- 0	101	104	137	137	10	10	
TOTALS	RPI 1-25	RPI 26-50	W-L RECORDS	RPI 51-100	RPI 101-150	RPI 150+				
14- 14	1- 5	0- 0	OVERALL	0- 3	4- 2	9- 4				
6- 6	0- 3	0- 0	HOME	0- 1	2- 0	4- 2				
5- 6	0- 2	0- 0	AWAY	0- 2	2- 0	3- 2				
3- 2	1- 0	0- 0	NEUTRAL	0- 0	0- 2	2- 0				
7- 7	1- 3	0- 0	NON-CONFERENCE	0- 1	0- 2	6- 1				
3- 2	0- 2	0- 0	HOME	0- 0	0- 0	3- 0				
1- 3	0- 1	0- 0	AWAY	0- 1	0- 0	1- 1				
3- 2	1- 0	0- 0	NEUTRAL	0- 0	0- 2	2- 0				
7- 7	0- 2	0- 0	CONFERENCE	0- 2	4- 0	3- 3				
3- 4	0- 1	0- 0	HOME	0- 1	2- 0	1- 2				
4- 3	0- 1	0- 0	AWAY	0- 1	2- 0	2- 1				
0- 0	0- 0	0- 0	NEUTRAL	0- 0	0- 0	0- 0				

RPI	S	Opponent	Score	RPI	S	Opponent	Score	RPI	S	Opponent	Score	RPI	S	Opponent	Score	Team's RPI: 116
1	A	Notre Dame	43 97					52	A	Penn	61 71	114	N	Louisiana Tech	64 83	
12	A	Princeton	57 78					52	H	Penn	69 74	126	A	Yale	68 63	
12	H	Princeton	46 96					95	A	Maine	46 65	126	H	Yale	65 55	
16	H	FGCU	58 68									130	A	Cornell	61 57	
20	H	Chattanooga	52 54									130	H	Cornell	60 54	
24	N	Quinnipiac	87 83									144	N	Temple	69 81	
												152	A	Dartmouth	75 69	
												152	H	Dartmouth	61 76	
												185	N	Holy Cross	79 76	
												194	A	Massachusetts	75 62	
												232	A	Brown	76 69	
												232	H	Brown	80 83	
												253	N	Lipscomb	84 63	
												264	H	Colgate	68 53	
												290	A	Columbia	43 59	
												290	H	Columbia	82 81	
												296	H	NJIT	66 54	
												305	H	Northeastern	67 65	
												322	A	Boston U.	62 63	
LAST 12 Division I GAMES:																
232	A	Brown	76 69	130	A	Cornell	61 57									
126	A	Yale	68 63	290	A	Columbia	43 59									
290	H	Columbia	82 81	126	H	Yale	65 55									
130	H	Cornell	60 54	232	H	Brown	80 83									
12	A	Princeton	57 78	52	H	Penn	69 74									
52	A	Penn	61 71	12	H	Princeton	46 96									

Non-Div I Games:

Harvard

■ Loss, 
 ■ Non-Conf, S Site, 
 ■ Home 
 ■ Away 
 N Neutral

Average RPI Win:	206	WON-LOST	WINNING	LAST 10	STRENGTH OF	OPP. STRENGTH	TEAM	ADJ.	CONF.	ADJ CONF.
Average RPI Loss:	69	RECORD	PCT. RANK	GAMES	SCHEDULE	OF SCHEDULE	RPI	RPI	RPI	RPI
DIV. I ONLY	20- 7	45	10- 0	157	132	72	72	16	16	
DIV. I NON-CONF.	6- 5	145	0- 0	103	122	136	136	14	14	
TOTALS	RPI 1-25	RPI 26-50	W-L RECORDS	RPI 51-100	RPI 101-150	RPI 150+				
20- 7	0- 3	0- 0	OVERALL	2- 2	6- 1	12- 1				
11- 4	0- 3	0- 0	HOME	1- 1	3- 0	7- 0				
9- 3	0- 0	0- 0	AWAY	1- 1	3- 1	5- 1				
0- 0	0- 0	0- 0	NEUTRAL	0- 0	0- 0	0- 0				
6- 5	0- 3	0- 0	NON-CONFERENCE	1- 1	0- 1	5- 0				
3- 4	0- 3	0- 0	HOME	0- 1	0- 0	3- 0				
3- 1	0- 0	0- 0	AWAY	1- 0	0- 1	2- 0				
0- 0	0- 0	0- 0	NEUTRAL	0- 0	0- 0	0- 0				
14- 2	0- 0	0- 0	CONFERENCE	1- 1	6- 0	7- 1				
8- 0	0- 0	0- 0	HOME	1- 0	3- 0	4- 0				
6- 2	0- 0	0- 0	AWAY	0- 1	3- 0	3- 1				
0- 0	0- 0	0- 0	NEUTRAL	0- 0	0- 0	0- 0				

RPI 1-25				RPI 26-50				RPI 51-100 Team's RPI: 72				RPI 101+			
RPI	S	Opponent	Score	RPI	S	Opponent	Score	RPI	S	Opponent	Score	RPI	S	Opponent	Score
17	H	North Carolina	65 74					61	H	Pacific	61 69	110	A	Long Beach St.	47 46
18	H	Stanford	73 86					83	A	CSUN	46 53	110	H	Long Beach St.	72 64
23	H	California	72 79					83	H	CSUN	64 49	125	A	Bakersfield	69 78
								84	A	Colorado St.	63 58	143	A	UC Riverside	72 69
												143	H	UC Riverside	69 58
												148	A	UC Davis	58 53
												148	H	UC Davis	62 60
												154	A	Cal Poly	65 70
												154	H	Cal Poly	79 64
												212	A	Cal St. Fullerton	54 43
												212	H	Cal St. Fullerton	61 38
												233	H	UNLV	79 70
												247	H	Prairie View	72 58
												270	A	Loyola Marymount	85 76
												273	A	UC Irvine	85 50
												273	H	UC Irvine	75 37
												308	H	UNC Greensboro	74 54
												309	A	Denver	60 58
												328	A	UC Santa Barbara	60 36
												328	H	UC Santa Barbara	60 43
LAST 12 Division I GAMES:															
212	H	Cal St. Fullerton	61 38	143	A	UC Riverside	72 69								
328	A	UC Santa Barbara	60 36	154	H	Cal Poly	79 64								
110	A	Long Beach St.	47 46	328	H	UC Santa Barbara	60 43								
148	H	UC Davis	62 60	83	H	CSUN	64 49								
273	H	UC Irvine	75 37	110	H	Long Beach St.	72 64								
212	A	Cal St. Fullerton	54 43	273	A	UC Irvine	85 50								

Non-Div I Games:      BYU-Hawaii      92   40      Hawaii Pacific      76   68

Hawaii

Loss, Non-Conf, S Site, H Home A Away N Neutral

Average RPI Win:	272	WON-LOST	WINNING	LAST 10	STRENGTH OF	OPP. STRENGTH	TEAM	ADJ.	CONF.	ADJ CONF.
Average RPI Loss:	139	RECORD	PCT. RANK	GAMES	SCHEDULE	OF SCHEDULE	RPI	RPI	RPI	RPI
DIV. I ONLY	19- 12	99	6- 4	265	308	149	149	28	28	
DIV. I NON-CONF.	3- 5	215	0- 0	220	69	226	226	32	32	
TOTALS	RPI 1-25	RPI 26-50	W-L RECORDS	RPI 51-100	RPI 101-150	RPI 150+				
19- 12	0- 0	0- 1	OVERALL	0- 4	1- 2	18- 5				
12- 1	0- 0	0- 0	HOME	0- 1	1- 0	11- 0				
5- 10	0- 0	0- 0	AWAY	0- 0	0- 0	5- 1				
2- 1	0- 0	0- 0	NEUTRAL	0- 1	0- 0	2- 0				
3- 5	0- 0	0- 1	NON-CONFERENCE	0- 1	1- 2	2- 1				
3- 0	0- 0	0- 0	HOME	0- 0	1- 0	2- 0				
0- 5	0- 0	0- 1	AWAY	0- 1	0- 2	0- 1				
0- 0	0- 0	0- 0	NEUTRAL	0- 0	0- 0	0- 0				
16- 7	0- 0	0- 0	CONFERENCE	0- 3	0- 0	16- 4				
9- 1	0- 0	0- 0	HOME	0- 1	0- 0	9- 0				
5- 5	0- 0	0- 0	AWAY	0- 1	0- 0	5- 4				
2- 1	0- 0	0- 0	NEUTRAL	0- 1	0- 0	2- 0				

RPI S	Opponent	Score	RPI S	Opponent	Score	RPI S	Opponent	Score	RPI S	Opponent	Score	Team's RPI: 149
			35 A	Nebraska	57 83	63 A	Liberty	47 64	101 H	Elon	87 71	
						63 H	Liberty	41 58	108 A	East Tenn. St.	76 84	
						63 N	Liberty	64 74	141 A	VCU	59 81	
						82 A	North Carolina St.	62 66	175 H	William & Mary	87 80	
									197 A	Winthrop	74 91	
									197 H	Winthrop	81 55	
									203 A	Campbell	61 64	
									203 H	Campbell	79 59	
									206 A	Radford	58 61	
									206 H	Radford	83 63	
									242 A	Presbyterian	59 78	
									242 H	Presbyterian	54 49	
									242 N	Presbyterian	75 62	
									263 A	Davidson	57 76	
									279 A	Gardner-Webb	74 58	
									279 H	Gardner-Webb	72 57	
									279 N	Gardner-Webb	56 53	
									306 A	UNC Asheville	67 50	
									306 H	UNC Asheville	57 54	
									308 H	UNC Greensboro	78 67	
									334 A	Coastal Caro.	79 64	
									334 H	Coastal Caro.	73 65	
									344 A	Longwood	77 63	
									344 H	Longwood	81 60	
									348 A	Charleston So.	77 44	
									348 H	Charleston So.	92 60	
LAST 12 Division I GAMES:												
			63 N	Liberty	64 74	203 A	Campbell	61 64				
			279 N	Gardner-Webb	56 53	197 A	Winthrop	74 91				
			242 N	Presbyterian	75 62	348 H	Charleston So.	92 60				
			206 H	Radford	83 63	242 A	Presbyterian	59 78				
			279 A	Gardner-Webb	74 58	344 A	Longwood	77 63				
			306 H	UNC Asheville	57 54	63 H	Liberty	41 58				

Non-Div I Games: Brevard 72 65

High Point

■ Loss, 
 ■ Non-Conf, S Site, 
 ■ Home 
 ■ Away 
 N Neutral

Average RPI Win: <b>194</b>	WON-LOST	WINNING	LAST 10	STRENGTH OF	OPP. STRENGTH	TEAM	ADJ.	CONF.	ADJ CONF.
Average RPI Loss: <b>132</b>	RECORD	PCT. RANK	GAMES	SCHEDULE	OF SCHEDULE	RPI	RPI	RPI	RPI
DIV. I ONLY	<b>18- 11</b>	<b>94</b>	<b>6- 4</b>	<b>136</b>	<b>141</b>	<b>102</b>	<b>102</b>	<b>14</b>	<b>14</b>
DIV. I NON-CONF.	<b>7- 4</b>	<b>107</b>	<b>0- 0</b>	<b>79</b>	<b>217</b>	<b>74</b>	<b>74</b>	<b>11</b>	<b>11</b>
TOTALS	RPI 1-25	RPI 26-50	W-L RECORDS	RPI 51-100	RPI 101-150	RPI 150+			
18- 11	0- 0	1- 2	OVERALL	2- 2	3- 1	12- 6			
8- 6	0- 0	0- 2	HOME	0- 1	1- 1	7- 2			
10- 5	0- 0	1- 0	AWAY	2- 1	2- 0	5- 4			
0- 0	0- 0	0- 0	NEUTRAL	0- 0	0- 0	0- 0			
7- 4	0- 0	0- 1	NON-CONFERENCE	1- 1	2- 0	4- 2			
3- 2	0- 0	0- 1	HOME	0- 0	1- 0	2- 1			
4- 2	0- 0	0- 0	AWAY	1- 1	1- 0	2- 1			
0- 0	0- 0	0- 0	NEUTRAL	0- 0	0- 0	0- 0			
11- 7	0- 0	1- 1	CONFERENCE	1- 1	1- 1	8- 4			
5- 4	0- 0	0- 1	HOME	0- 1	0- 1	5- 1			
6- 3	0- 0	1- 0	AWAY	1- 0	1- 0	3- 3			
0- 0	0- 0	0- 0	NEUTRAL	0- 0	0- 0	0- 0			

RPI S	Opponent	Score	RPI S	Opponent	Score	RPI S	Opponent	Score	RPI S	Opponent	Score	Team's RPI: 102
28	A James Madison	63 62	28	H James Madison	68 <b>77</b>	64	A Drexel	53 52	101	A Elon	55 53	
30	H Western Ky.	65 <b>70</b>	73	A Fordham	46 <b>60</b>	64	H Drexel	56 <b>63</b>	101	H Elon	58 <b>64</b>	
			80	A Albany (NY)	65 55	118	A Boston College	75 61	122	H UNI	61 58	
						165	H Central Conn. St.	66 <b>71</b>	175	A William & Mary	56 <b>57</b>	
						175	H William & Mary	52 46	178	H Fairfield	66 53	
						181	H Robert Morris	71 51	198	A Delaware	53 <b>64</b>	
						198	H Delaware	62 <b>73</b>	199	A Virginia Tech	43 <b>60</b>	
						223	A UNCW	75 <b>76</b>	223	H UNCW	71 57	
						223	H UNCW	71 57	243	A Towson	58 42	
						243	H Towson	62 48	243	H Towson	62 48	
						265	A Norfolk St.	64 47	281	A Col. of Charleston	69 57	
						281	H Col. of Charleston	78 53	281	H Col. of Charleston	78 53	
						296	A NJIT	62 47	296	A NJIT	62 47	
						305	A Northeastern	66 45	305	A Northeastern	66 45	
						305	H Northeastern	85 83	305	H Northeastern	85 83	
LAST 12 Division I GAMES:												
223	A UNCW	75 <b>76</b>	175	H William & Mary	52 46	28	H James Madison	68 <b>77</b>				
101	H Elon	58 <b>64</b>	198	H Delaware	62 <b>73</b>	305	A Northeastern	66 45				
28	A James Madison	63 62	175	A William & Mary	56 <b>57</b>	64	H Drexel	56 <b>63</b>				
243	H Towson	62 48										
101	A Elon	55 53										
281	A Col. of Charleston	69 57										

Non-Div I Games:

Hofstra

■ Loss, 
 ■ Non-Conf, S Site, 
 ■ Home 
 ■ Away 
 N Neutral



## Holy Cross

Through Games Of March 11, 2015

Average RPI Win:	219	WON-LOST	WINNING	LAST 10	STRENGTH OF	OPP. STRENGTH	TEAM	ADJ.	CONF.	ADJ CONF.
Average RPI Loss:	135	RECORD	PCT. RANK	GAMES	SCHEDULE	OF SCHEDULE	RPI	RPI	RPI	RPI
DIV. I ONLY	15- 17	194	7- 3	165	159	185	185	18	18	
DIV. I NON-CONF.	4- 9	243	0- 0	158	91	235	235	20	20	
TOTALS	RPI 1-25	RPI 26-50	W-L RECORDS	RPI 51-100	RPI 101-150	RPI 150+				
15- 17	0- 2	0- 0	OVERALL	1- 4	1- 5	13- 6				
6- 7	0- 0	0- 0	HOME	0- 2	1- 2	5- 3				
7- 7	0- 1	0- 0	AWAY	1- 1	0- 2	6- 3				
2- 3	0- 1	0- 0	NEUTRAL	0- 1	0- 1	2- 0				
4- 9	0- 2	0- 0	NON-CONFERENCE	0- 1	1- 2	3- 4				
2- 1	0- 0	0- 0	HOME	0- 0	1- 0	1- 1				
0- 5	0- 1	0- 0	AWAY	0- 0	0- 1	0- 3				
2- 3	0- 1	0- 0	NEUTRAL	0- 1	0- 1	2- 0				
11- 8	0- 0	0- 0	CONFERENCE	1- 3	0- 3	10- 2				
4- 6	0- 0	0- 0	HOME	0- 2	0- 2	4- 2				
7- 2	0- 0	0- 0	AWAY	1- 1	0- 1	6- 0				
0- 0	0- 0	0- 0	NEUTRAL	0- 0	0- 0	0- 0				

RPI 1-25				RPI 26-50				RPI 51-100				RPI 101+ Team's RPI: 185			
RPI	S	Opponent	Score	RPI	S	Opponent	Score	RPI	S	Opponent	Score	RPI	S	Opponent	Score
1	A	Notre Dame	29 104					51	A	American	67 61	107	A	Lehigh	58 71
24	N	Quinnipiac	67 74					51	H	American	63 74	107	H	Lehigh	60 66
								90	N	Western Mich.	40 51	107	H	Lehigh	62 75
								98	A	Army	53 67	116	N	Harvard	76 79
								98	H	Army	51 53	118	H	Boston College	80 64
												126	A	Yale	70 83
												152	A	Dartmouth	53 69
												156	A	Bryant	68 74
												160	A	Bucknell	53 52
												160	H	Bucknell	69 61
												194	A	Massachusetts	61 72
												196	A	Navy	60 44
												196	H	Navy	48 44
												213	A	Lafayette	64 46
												213	H	Lafayette	59 53
												218	H	UMass Lowell	78 63
												264	A	Colgate	68 62
												264	H	Colgate	71 76
												265	N	Norfolk St.	63 62
												286	A	Loyola Maryland	65 37
												286	H	Loyola Maryland	51 57
												299	N	Georgetown	73 69
												322	A	Boston U.	71 48
												322	H	Boston U.	76 62
												323	H	Manhattan	60 66
LAST 12 Division I GAMES:															
107	H	Lehigh	62 75	98	H	Army	51 53	107	A	Lehigh	58 71	196	A	Navy	60 44
322	H	Boston U.	76 62	160	H	Bucknell	69 61								
286	A	Loyola Maryland	65 37	264	A	Colgate	68 62								
196	H	Navy	48 44	51	A	American	67 61								
213	H	Lafayette	59 53	286	H	Loyola Maryland	51 57								

Non-Div I Games:

Holy Cross

  Loss, 
  Non-Conf, S Site, 
  Home 
  Away 
N Neutral

Average RPI Win: <b>247</b>	WON-LOST	WINNING	LAST 10	STRENGTH OF	OPP. STRENGTH	TEAM	ADJ.	CONF.	ADJ CONF.
Average RPI Loss: <b>148</b>	RECORD	PCT. RANK	GAMES	SCHEDULE	OF SCHEDULE	RPI	RPI	RPI	RPI
DIV. I ONLY	6- 24	315	0- 10	219	119	288	288	8	8
DIV. I NON-CONF.	5- 6	178	0- 0	238	268	210	210	8	8
TOTALS	RPI 1-25	RPI 26-50	W-L RECORDS	RPI 51-100	RPI 101-150	RPI 150+			
6- 24	0- 2	0- 2	OVERALL	0- 5	0- 5	6- 10			
1- 11	0- 1	0- 0	HOME	0- 2	0- 2	1- 6			
3- 10	0- 1	0- 1	AWAY	0- 2	0- 3	3- 3			
2- 3	0- 0	0- 1	NEUTRAL	0- 1	0- 0	2- 1			
5- 6	0- 0	0- 2	NON-CONFERENCE	0- 0	0- 1	5- 3			
1- 2	0- 0	0- 0	HOME	0- 0	0- 0	1- 2			
2- 2	0- 0	0- 1	AWAY	0- 0	0- 1	2- 0			
2- 2	0- 0	0- 1	NEUTRAL	0- 0	0- 0	2- 1			
1- 18	0- 2	0- 0	CONFERENCE	0- 5	0- 4	1- 7			
0- 9	0- 1	0- 0	HOME	0- 2	0- 2	0- 4			
1- 8	0- 1	0- 0	AWAY	0- 2	0- 2	1- 3			
0- 1	0- 0	0- 0	NEUTRAL	0- 1	0- 0	0- 0			

RPI	S	Opponent	Score	RPI	S	Opponent	Score	RPI	S	Opponent	Score	RPI	S	Opponent	Score	Team's RPI: 288
5	A	UConn	26 <b>85</b>	28	N	James Madison	60 <b>84</b>	53	A	Tulane	40 <b>70</b>	115	A	Tulsa	52 <b>74</b>	
25	H	South Fla.	55 <b>71</b>	33	A	Texas A&M	55 <b>94</b>	53	H	Tulane	46 <b>63</b>	115	H	Tulsa	51 <b>67</b>	
								53	N	Tulane	39 <b>64</b>	137	A	Texas Tech	54 <b>60</b>	
								69	A	East Carolina	56 <b>79</b>	144	A	Temple	60 <b>72</b>	
								69	H	East Carolina	46 <b>87</b>	144	H	Temple	45 <b>56</b>	
												172	N	UTSA	56 <b>53</b>	
												188	A	Memphis	49 <b>84</b>	
												188	H	Memphis	58 <b>64</b>	
												210	N	Nicholls St.	65 <b>47</b>	
												240	N	Idaho St.	67 <b>73</b>	
												246	A	A&M-Corpus Christi	68 <b>66</b>	
												247	H	Prairie View	56 <b>61</b>	
												254	A	SMU	63 <b>45</b>	
												254	H	SMU	51 <b>68</b>	
												258	A	Cincinnati	66 <b>69</b>	
												258	H	Cincinnati	73 <b>76</b>	
												268	H	Rice	59 <b>58</b>	
												271	A	UCF	38 <b>59</b>	
												271	H	UCF	50 <b>64</b>	
												330	A	North Texas	46 <b>42</b>	
												341	H	Incarinate Word	48 <b>50</b>	
LAST 12 Division I GAMES:																
		53	N	Tulane	39	<b>64</b>				188	H	Memphis	58	<b>64</b>		
		144	H	Temple	45	<b>56</b>				115	H	Tulsa	51	<b>67</b>		
		271	A	UCF	38	<b>59</b>				69	A	East Carolina	56	<b>79</b>		
		254	H	SMU	51	<b>68</b>				258	A	Cincinnati	66	<b>69</b>		
		5	A	UConn	26	<b>85</b>				53	H	Tulane	46	<b>63</b>		
		144	A	Temple	60	<b>72</b>				188	A	Memphis	49	<b>84</b>		

Non-Div I Games:

Houston

  Loss, 
  Non-Conf, S Site, 
  Home 
  Away 
N Neutral

Average RPI Win: 270		WON-LOST	WINNING	LAST 10	STRENGTH OF	OPP. STRENGTH	TEAM	ADJ.	CONF.	ADJ CONF.
Average RPI Loss: 201		RECORD	PCT. RANK	GAMES	SCHEDULE	OF SCHEDULE	RPI	RPI	RPI	RPI
DIV. I ONLY		8- 17	271	4- 6	282	316	283	283	27	27
DIV. I NON-CONF.		2- 5	259	0- 0	130	206	185	185	27	27
TOTALS	RPI 1-25	RPI 26-50		W-L RECORDS		RPI 51-100	RPI 101-150	RPI 150+		
8- 17	0- 0	0- 0		OVERALL		0- 1	1- 3	7- 13		
5- 5	0- 0	0- 0		HOME		0- 0	0- 1	5- 4		
3- 12	0- 0	0- 0		AWAY		0- 1	1- 2	2- 9		
0- 0	0- 0	0- 0		NEUTRAL		0- 0	0- 0	0- 0		
2- 5	0- 0	0- 0		NON-CONFERENCE		0- 1	1- 1	1- 3		
0- 1	0- 0	0- 0		HOME		0- 0	0- 0	0- 1		
2- 4	0- 0	0- 0		AWAY		0- 1	1- 1	1- 2		
0- 0	0- 0	0- 0		NEUTRAL		0- 0	0- 0	0- 0		
6- 12	0- 0	0- 0		CONFERENCE		0- 0	0- 2	6- 10		
5- 4	0- 0	0- 0		HOME		0- 0	0- 1	5- 3		
1- 8	0- 0	0- 0		AWAY		0- 0	0- 1	1- 7		
0- 0	0- 0	0- 0		NEUTRAL		0- 0	0- 0	0- 0		

RPI 1-25				RPI 26-50				RPI 51-100				RPI 101+				Team's RPI: 283	
RPI	S	Opponent	Score	RPI	S	Opponent	Score	RPI	S	Opponent	Score	RPI	S	Opponent	Score		
								74	A	TCU	64	87	127	A	Stephen F. Austin	67	72
												127	H	Stephen F. Austin	57	69	
												137	A	Texas Tech	59	60	
												140	A	Texas St.	61	56	
												163	A	Texas-Arlington	73	83	
												183	A	Lamar	62	79	
												183	H	Lamar	64	80	
												190	H	Texas Southern	80	92	
												204	A	Tex.-Pan American	72	75	
												210	A	Nicholls St.	58	70	
												211	A	McNeese St.	57	60	
												227	H	Northwestern St.	68	78	
												244	A	UTEP	87	77	
												246	A	A&M-Corpus Christi	48	73	
												246	H	A&M-Corpus Christi	59	54	
												249	H	Central Ark.	58	37	
												257	A	Abilene Christian	53	68	
												257	H	Abilene Christian	50	53	
												295	A	Sam Houston St.	67	74	
												295	H	Sam Houston St.	66	61	
												303	H	New Orleans	63	45	
												332	A	Southeastern La.	59	67	
												341	A	Incarnate Word	81	71	
												341	H	Incarnate Word	67	64	
				LAST 12 Division I GAMES:													
				341	A	Incarnate Word	81 71	183	A	Lamar	62 79						
				246	A	A&M-Corpus Christi	48 73	127	A	Stephen F. Austin	67 72						
				127	H	Stephen F. Austin	57 69	246	H	A&M-Corpus Christi	59 54						
				257	A	Abilene Christian	53 68	295	A	Sam Houston St.	67 74						
				341	H	Incarnate Word	67 64	257	H	Abilene Christian	50 53						
				295	H	Sam Houston St.	66 61	183	H	Lamar	64 80						

Non-Div I Games:	McMurry	69	49	Arlington Baptist	92	62	Huston-Tillotson	86	36	S'western Assemblies	85	57	Houston Baptist
------------------	---------	----	----	-------------------	----	----	------------------	----	----	----------------------	----	----	-----------------

Loss, Non-Conf, S Site, H Home A Away N Neutral

Average RPI Win: <b>318</b>	WON-LOST	WINNING	LAST 10	STRENGTH OF	OPP. STRENGTH	TEAM	ADJ.	CONF.	ADJ CONF.
Average RPI Loss: <b>196</b>	RECORD	PCT. RANK	GAMES	SCHEDULE	OF SCHEDULE	RPI	RPI	RPI	RPI
DIV. I ONLY	4- 26	334	2- 8	271	317	340	340	31	31
DIV. I NON-CONF.	0- 13	339	0- 0	117	122	319	319	29	29
TOTALS	RPI 1-25	RPI 26-50	W-L RECORDS	RPI 51-100	RPI 101-150	RPI 150+			
4- 26	0- 1	0- 1	OVERALL	0- 2	0- 6	4- 16			
3- 8	0- 0	0- 1	HOME	0- 0	0- 2	3- 5			
0- 16	0- 0	0- 0	AWAY	0- 0	0- 0	0- 1			
1- 2	0- 0	0- 0	NEUTRAL	0- 0	0- 0	1- 2			
0- 13	0- 1	0- 1	NON-CONFERENCE	0- 2	0- 4	0- 5			
0- 3	0- 0	0- 1	HOME	0- 0	0- 1	0- 1			
0- 8	0- 1	0- 0	AWAY	0- 2	0- 3	0- 2			
0- 2	0- 0	0- 0	NEUTRAL	0- 0	0- 0	0- 2			
4- 13	0- 0	0- 0	CONFERENCE	0- 0	0- 2	4- 11			
3- 5	0- 0	0- 0	HOME	0- 0	0- 1	3- 4			
0- 8	0- 0	0- 0	AWAY	0- 0	0- 1	0- 7			
1- 0	0- 0	0- 0	NEUTRAL	0- 0	0- 0	1- 0			

RPI 1-25				RPI 26-50				RPI 51-100				RPI 101+ Team's RPI: 340			
RPI	S	Opponent	Score	RPI	S	Opponent	Score	RPI	S	Opponent	Score	RPI	S	Opponent	Score
17	A	North Carolina	49 <b>83</b>	48	H	Duquesne	63 <b>89</b>	56	A	Iowa St.	44 <b>90</b>	109	A	Virginia	53 <b>74</b>
								60	A	St. Mary's (CA)	55 <b>80</b>	113	A	Hampton	61 <b>80</b>
												113	H	Hampton	57 <b>106</b>
												130	A	Cornell	56 <b>75</b>
												131	A	Old Dominion	54 <b>75</b>
												144	H	Temple	48 <b>78</b>
												153	A	Savannah St.	59 <b>70</b>
												180	H	N.C. A&T	69 <b>80</b>
												184	A	La Salle	64 <b>65</b>
												209	H	New Hampshire	68 <b>78</b>
												214	N	Wyoming	53 <b>67</b>
												232	N	Brown	68 <b>80</b>
												255	A	Bethune-Cookman	53 <b>61</b>
												265	A	Norfolk St.	71 <b>90</b>
												265	H	Norfolk St.	60 <b>63</b>
												284	A	South Carolina St.	64 <b>78</b>
												284	N	South Carolina St.	70 57
												293	H	Morgan St.	64 <b>77</b>
												310	A	LIU Brooklyn	74 <b>83</b>
												314	A	UMES	54 <b>61</b>
												314	H	UMES	92 90
												336	A	Coppin St.	61 <b>75</b>
												336	H	Coppin St.	68 66
												338	A	Florida A&M	51 <b>65</b>
												339	H	N.C. Central	70 65
												347	H	Delaware St.	50 <b>58</b>
LAST 12 Division I GAMES:															
				284	N	South Carolina St.	70 57	336	A	Coppin St.	61 <b>75</b>				
				265	H	Norfolk St.	60 <b>63</b>	113	A	Hampton	61 <b>80</b>				
				113	H	Hampton	57 <b>106</b>	265	A	Norfolk St.	71 <b>90</b>				
				284	A	South Carolina St.	64 <b>78</b>	314	H	UMES	92 90				
				153	A	Savannah St.	59 <b>70</b>	293	H	Morgan St.	64 <b>77</b>				
				314	A	UMES	54 <b>61</b>	255	A	Bethune-Cookman	53 <b>61</b>				

Non-Div I Games:

Howard

■ Loss, 
 ■ Non-Conf, S Site, 
 ■ Home 
 ■ Away 
 N Neutral

Average RPI Win: <b>253</b>	WON-LOST	WINNING	LAST 10	STRENGTH OF	OPP. STRENGTH	TEAM	ADJ.	CONF.	ADJ CONF.
Average RPI Loss: <b>184</b>	RECORD	PCT. RANK	GAMES	SCHEDULE	OF SCHEDULE	RPI	RPI	RPI	RPI
DIV. I ONLY	7- 21	296	2- 8	294	254	316	316	25	25
DIV. I NON-CONF.	4- 7	221	0- 0	335	242	306	306	25	25
TOTALS	RPI 1-25	RPI 26-50	W-L RECORDS	RPI 51-100	RPI 101-150	RPI 150+			
7- 21	0- 0	0- 2	OVERALL	0- 4	1- 1	6- 14			
5- 8	0- 0	0- 1	HOME	0- 1	1- 0	4- 6			
2- 12	0- 0	0- 1	AWAY	0- 2	0- 1	2- 8			
0- 1	0- 0	0- 0	NEUTRAL	0- 1	0- 0	0- 0			
4- 7	0- 0	0- 0	NON-CONFERENCE	0- 1	1- 1	3- 5			
3- 2	0- 0	0- 0	HOME	0- 0	1- 0	2- 2			
1- 5	0- 0	0- 0	AWAY	0- 1	0- 1	1- 3			
0- 0	0- 0	0- 0	NEUTRAL	0- 0	0- 0	0- 0			
3- 14	0- 0	0- 2	CONFERENCE	0- 3	0- 0	3- 9			
2- 6	0- 0	0- 1	HOME	0- 1	0- 0	2- 4			
1- 7	0- 0	0- 1	AWAY	0- 1	0- 0	1- 5			
0- 1	0- 0	0- 0	NEUTRAL	0- 1	0- 0	0- 0			

RPI 1-25	RPI 26-50	RPI 51-100	RPI 101+	Team's RPI: 316
RPI S Opponent Score	RPI S Opponent Score	RPI S Opponent Score	RPI S Opponent Score	Score
	46  South Dakota St. 68  89	71  South Dakota 80  91	105  Illinois 63  70	
	46  South Dakota St. 64  65	71  South Dakota 72  73	138  Northern Ky. 65 59	
		71 N South Dakota 70  78	157  Oral Roberts 56  84	
		76  West Virginia 48  82	157  Oral Roberts 73 63	
			167  Indiana 37  80	
			216  IUPUI 68  78	
			216  IUPUI 68  78	
			220  USC Upstate 73  85	
			222  Detroit 74  81	
			234  Western Ill. 55  59	
			234  Western Ill. 85  98	
			235  Oakland 84  92	
			251  Evansville 77 59	
			267  North Dakota St. 60  81	
			267  North Dakota St. 66  72	
			280  Milwaukee 78 72	
			294  Omaha 61  70	
			294  Omaha 70 59	
			309  Denver 68 51	
			309  Denver 75  82	
			334  Coastal Caro. 63  90	
			343  Chicago St. 79 62	
LAST 12 Division I GAMES:				
	71 N South Dakota 70  78	46  South Dakota St. 68  89		
	157  Oral Roberts 56  84	71  South Dakota 80  91		
	294  Omaha 61  70	234  Western Ill. 55  59		
	267  North Dakota St. 66  72	294  Omaha 70 59		
	309  Denver 68 51	309  Denver 75  82		
	216  IUPUI 68  78	71  South Dakota 72  73		

Non-Div I Games: Grace (IN) 90 51 Trine 99 61

IPFW

Loss, Non-Conf, S Site, Home Away N Neutral

Average RPI Loss: 151

Average RPI Win:	234	WON-LOST	WINNING	LAST 10	STRENGTH OF	OPP. STRENGTH	TEAM	ADJ.	CONF.	ADJ CONF.
Average RPI Loss:	151	RECORD	PCT. RANK	GAMES	SCHEDULE	OF SCHEDULE	RPI	RPI	RPI	RPI
DIV. I ONLY	13- 16	209	6- 4	153	269	216	216	25	25	
DIV. I NON-CONF.	3- 8	263	0- 0	113	229	262	262	25	25	
<hr/>										
TOTALS	RPI 1-25		RPI 26-50	W-L RECORDS	RPI 51-100		RPI 101-150		RPI 150+	
13- 16	0- 1		1- 1	OVERALL	1- 3		0- 2		11- 9	
10- 3	0- 1		1- 0	HOME	1- 0		0- 0		8- 2	
2- 10	0- 0		0- 1	AWAY	0- 2		0- 2		2- 4	
1- 3	0- 0		0- 0	NEUTRAL	0- 1		0- 0		1- 2	
3- 8	0- 1		0- 0	NON-CONFERENCE	0- 1		0- 2		3- 4	
3- 2	0- 1		0- 0	HOME	0- 0		0- 0		3- 1	
0- 4	0- 0		0- 0	AWAY	0- 1		0- 2		0- 1	
0- 2	0- 0		0- 0	NEUTRAL	0- 0		0- 0		0- 2	
10- 8	0- 0		1- 1	CONFERENCE	1- 2		0- 0		8- 5	
7- 1	0- 0		1- 0	HOME	1- 0		0- 0		5- 1	
2- 6	0- 0		0- 1	AWAY	0- 1		0- 0		2- 4	
1- 1	0- 0		0- 0	NEUTRAL	0- 1		0- 0		1- 0	

RPI 1-25				RPI 26-50				RPI 51-100				RPI 101+				Team's RPI: 216	
RPI	S	Opponent	Score	RPI	S	Opponent	Score	RPI	S	Opponent	Score	RPI	S	Opponent	Score		
7	H	Louisville	69 89	46	A	South Dakota St.	53 82	71	A	South Dakota	53 69	123	A	Missouri St.	58 68		
				46	H	South Dakota St.	68 67	71	H	South Dakota	68 43	138	A	Northern Ky.	43 57		
								71	N	South Dakota	58 69	157	A	Oral Roberts	72 84		
								77	A	Michigan St.	45 64	157	H	Oral Roberts	85 52		
												167	A	Indiana	55 68		
												169	H	Indiana St.	60 61		
												170	N	Montana St.	74 80		
												176	H	SIUE	87 76		
												190	N	Texas Southern	61 71		
												234	A	Western Ill.	62 73		
												234	H	Western Ill.	62 69		
												234	N	Western Ill.	66 59		
												251	H	Evansville	62 50		
												267	A	North Dakota St.	63 68		
												267	H	North Dakota St.	76 65		
												294	A	Omaha	49 66		
												294	H	Omaha	68 49		
												302	H	Eastern Ill.	66 44		
												309	A	Denver	68 64		
												309	H	Denver	71 54		
												316	A	IPFW	78 68		
												316	H	IPFW	78 68		
LAST 12 Division I GAMES:																	
				71	N	South Dakota	58 69	234	H	Western Ill.	62 69						
				234	N	Western Ill.	66 59	316	A	IPFW	78 68						
				46	A	South Dakota St.	53 82	309	A	Denver	68 64						
				71	A	South Dakota	53 69	294	H	Omaha	68 49						
				157	H	Oral Roberts	85 52	234	A	Western Ill.	62 73						
				267	H	North Dakota St.	76 65	71	H	South Dakota	68 43						

Non-Div I Games:	Ind.-Southeast	95	45	Ind.-Kokomo	102	44
------------------	----------------	----	----	-------------	-----	----

IUPUI

Loss, Non-Conf, S Site, H Home A Away N Neutral

Average RPI Win:	266	WON-LOST	WINNING	LAST 10	STRENGTH OF	OPP. STRENGTH	TEAM	ADJ.	CONF.	ADJ CONF.
Average RPI Loss:	116	RECORD	PCT. RANK	GAMES	SCHEDULE	OF SCHEDULE	RPI	RPI	RPI	RPI
DIV. I ONLY	12- 15	213	5- 5	179	226	193	193	21	21	
DIV. I NON-CONF.	4- 5	188	0- 0	80	205	91	91	21	21	
TOTALS	RPI 1-25	RPI 26-50	W-L RECORDS	RPI 51-100	RPI 101-150	RPI 150+				
12- 15	0- 2	0- 0	OVERALL	0- 4	1- 5	11- 4				
6- 4	0- 0	0- 0	HOME	0- 2	1- 1	5- 1				
5- 11	0- 2	0- 0	AWAY	0- 2	0- 4	5- 3				
1- 0	0- 0	0- 0	NEUTRAL	0- 0	0- 0	1- 0				
4- 5	0- 2	0- 0	NON-CONFERENCE	0- 2	0- 1	4- 0				
0- 1	0- 0	0- 0	HOME	0- 1	0- 0	0- 0				
3- 4	0- 2	0- 0	AWAY	0- 1	0- 1	3- 0				
1- 0	0- 0	0- 0	NEUTRAL	0- 0	0- 0	1- 0				
8- 10	0- 0	0- 0	CONFERENCE	0- 2	1- 4	7- 4				
6- 3	0- 0	0- 0	HOME	0- 1	1- 1	5- 1				
2- 7	0- 0	0- 0	AWAY	0- 1	0- 3	2- 3				
0- 0	0- 0	0- 0	NEUTRAL	0- 0	0- 0	0- 0				

RPI 1-25				RPI 26-50				RPI 51-100				RPI 101+ Team's RPI: 193			
RPI	S	Opponent	Score	RPI	S	Opponent	Score	RPI	S	Opponent	Score	RPI	S	Opponent	Score
4	A	Baylor	70 88					55	H	San Diego	52 58	121	A	Toledo	67 80
19	A	Oregon St.	53 75					83	A	CSUN	50 67	123	A	Sacramento St.	84 92
								97	A	Montana	68 81	123	H	Sacramento St.	89 107
								97	H	Montana	74 87	128	A	Northern Colo.	52 70
												129	A	Eastern Wash.	65 71
												129	H	Eastern Wash.	71 58
												170	A	Montana St.	62 71
												170	H	Montana St.	65 76
												182	A	North Dakota	62 68
												214	A	Wyoming	77 66
												240	A	Idaho St.	50 71
												240	H	Idaho St.	77 53
												256	H	Southern Utah	76 49
												260	A	Weber St.	67 60
												260	H	Weber St.	71 42
												266	H	Northern Ariz.	78 43
												300	A	Seattle	65 50
												311	A	Portland St.	69 49
												311	H	Portland St.	77 49
												317	N	Southeast Mo. St.	78 62
												328	A	UC Santa Barbara	47 44
LAST 12 Division I GAMES:															
240	H	Idaho St.	77 53	123	A	Sacramento St.	84 92								
260	H	Weber St.	71 42	311	A	Portland St.	69 49								
170	A	Montana St.	62 71	97	H	Montana	74 87								
97	A	Montana	68 81	170	H	Montana St.	65 76								
256	H	Southern Utah	76 49	129	H	Eastern Wash.	71 58								
266	H	Northern Ariz.	78 43	128	A	Northern Colo.	52 70								

Non-Div I Games: Multnomah 104 19 Lewis-Clark St. 74 48

Idaho

Loss, Non-Conf, S Site, H Home A Away N Neutral

Average RPI Win:	236	WON-LOST	WINNING	LAST 10	STRENGTH OF	OPP. STRENGTH	TEAM	ADJ.	CONF.	ADJ CONF.
Average RPI Loss:	157	RECORD	PCT. RANK	GAMES	SCHEDULE	OF SCHEDULE	RPI	RPI	RPI	RPI
DIV. I ONLY	11- 17	243	3- 7	216	242	240	240	21	21	
DIV. I NON-CONF.	3- 6	234	0- 0	250	195	261	261	21	21	
TOTALS	RPI 1-25	RPI 26-50	W-L RECORDS	RPI 51-100	RPI 101-150	RPI 150+				
11- 17	0- 0	0- 1	OVERALL	0- 5	1- 4	10- 7				
7- 5	0- 0	0- 0	HOME	0- 2	1- 2	6- 1				
3- 11	0- 0	0- 1	AWAY	0- 3	0- 2	3- 5				
1- 1	0- 0	0- 0	NEUTRAL	0- 0	0- 0	1- 1				
3- 6	0- 0	0- 1	NON-CONFERENCE	0- 2	0- 1	3- 2				
1- 2	0- 0	0- 0	HOME	0- 1	0- 1	1- 0				
1- 3	0- 0	0- 1	AWAY	0- 1	0- 0	1- 1				
1- 1	0- 0	0- 0	NEUTRAL	0- 0	0- 0	1- 1				
8- 11	0- 0	0- 0	CONFERENCE	0- 3	1- 3	7- 5				
6- 3	0- 0	0- 0	HOME	0- 1	1- 1	5- 1				
2- 8	0- 0	0- 0	AWAY	0- 2	0- 2	2- 4				
0- 0	0- 0	0- 0	NEUTRAL	0- 0	0- 0	0- 0				

RPI S	Opponent	Score	RPI S	Opponent	Score	RPI S	Opponent	Score	RPI S	Opponent	Score	Team's RPI: 240
40	A Gonzaga	63 88	70	A Washington St.	34 84	120	H Boise St.	62 86	123	A Sacramento St.	53 84	
			79	H Drake	66 80	128	H Northern Colo.	70 61	129	A Eastern Wash.	58 62	
			97	A Montana	67 69	129	H Eastern Wash.	75 88	170	A Montana St.	65 62	
			97	A Montana	65 77	170	H Montana St.	87 74	182	H North Dakota	75 69	
			97	H Montana	51 69	193	A Idaho	53 77	193	H Idaho	71 50	
						225	N San Diego St.	53 68	237	A Utah	40 59	
						256	A Southern Utah	75 76	256	H Southern Utah	61 68	
						260	A Weber St.	57 63	260	H Weber St.	63 56	
						266	A Northern Ariz.	47 64	266	H Northern Ariz.	69 68	
						288	N Houston	73 67	300	A Seattle	63 55	
						311	A Portland St.	65 53	329	H Utah Valley	68 67	
LAST 12 Division I GAMES:												
97	A Montana	67 69	256	A Southern Utah	75 76							
193	A Idaho	53 77	266	A Northern Ariz.	47 64							
129	A Eastern Wash.	58 62	260	A Weber St.	57 63							
260	H Weber St.	63 56	182	H North Dakota	75 69							
170	H Montana St.	87 74	128	H Northern Colo.	70 61							
97	H Montana	51 69	311	A Portland St.	65 53							

Non-Div I Games: Col. of Idaho 81 48 Northwest Nazarene 88 69

Idaho St.

Loss, Non-Conf, S Site, H Home A Away N Neutral



Average RPI Win:	257	WON-LOST	WINNING	LAST 10	STRENGTH OF	OPP. STRENGTH	TEAM	ADJ.	CONF.	ADJ CONF.
Average RPI Loss:	110	RECORD	PCT. RANK	GAMES	SCHEDULE	OF SCHEDULE	RPI	RPI	RPI	RPI
DIV. I ONLY	14- 14	172	3- 7	208	217	208	208	12	12	
DIV. I NON-CONF.	8- 3	71	0- 0	286	309	144	144	15	15	
TOTALS	RPI 1-25	RPI 26-50	W-L RECORDS	RPI 51-100	RPI 101-150	RPI 150+				
14- 14	0- 0	0- 4	OVERALL	1- 3	0- 4	13- 3				
9- 5	0- 0	0- 1	HOME	0- 2	0- 1	9- 1				
5- 7	0- 0	0- 2	AWAY	1- 1	0- 2	4- 2				
0- 2	0- 0	0- 1	NEUTRAL	0- 0	0- 1	0- 0				
8- 3	0- 0	0- 2	NON-CONFERENCE	0- 0	0- 1	8- 0				
6- 0	0- 0	0- 0	HOME	0- 0	0- 0	6- 0				
2- 1	0- 0	0- 1	AWAY	0- 0	0- 0	2- 0				
0- 2	0- 0	0- 1	NEUTRAL	0- 0	0- 1	0- 0				
6- 11	0- 0	0- 2	CONFERENCE	1- 3	0- 3	5- 3				
3- 5	0- 0	0- 1	HOME	0- 2	0- 1	3- 1				
3- 6	0- 0	0- 1	AWAY	1- 1	0- 2	2- 2				
0- 0	0- 0	0- 0	NEUTRAL	0- 0	0- 0	0- 0				

RPI S	Opponent	Score	RPI S	Opponent	Score	RPI S	Opponent	Score	RPI S	Opponent	Score	Team's RPI: 208
26	A Green Bay	32 71	26	H Green Bay	45 64	78	A Youngstown St.	66 63	104	A Cleveland St.	46 58	
29	N Mississippi St.	36 73	29	N Mississippi St.	36 73	78	H Youngstown St.	66 69	104	A Cleveland St.	70 76	
34	A Northwestern	40 61	34	A Northwestern	40 61	88	A Wright St.	54 74	104	H Cleveland St.	73 75	
						88	H Wright St.	63 74	131	N Old Dominion	55 61	
									176	H SIUE	63 52	
									222	A Detroit	65 70	
									222	H Detroit	68 76	
									234	H Western Ill.	67 54	
									235	A Oakland	75 60	
									235	H Oakland	64 54	
									250	H Northern Ill.	61 47	
									275	A Miami (OH)	72 69	
									280	A Milwaukee	63 64	
									280	H Milwaukee	72 70	
									282	A Valparaiso	86 56	
									282	H Valparaiso	60 42	
									302	A Eastern Ill.	78 66	
									307	H Loyola Chicago	63 28	
									319	H Bradley	71 43	
									343	H Chicago St.	70 44	
LAST 12 Division I GAMES:												
104	A Cleveland St.	70 76	88	H Wright St.	63 74							
104	A Cleveland St.	46 58	222	H Detroit	68 76							
88	A Wright St.	54 74	78	A Youngstown St.	66 63							
235	H Oakland	64 54	104	H Cleveland St.	73 75							
280	H Milwaukee	72 70	26	H Green Bay	45 64							
26	A Green Bay	32 71	282	H Valparaiso	60 42							

Non-Div I Games: Robert Morris-S'fiel04 26 Ill.-Springfield 61 44

Ill.-Chicago

Average RPI Win:	154	WON-LOST	WINNING	LAST 10	STRENGTH OF	OPP. STRENGTH	TEAM	ADJ.	CONF.	ADJ CONF.
Average RPI Loss:	62	RECORD	PCT. RANK	GAMES	SCHEDULE	OF SCHEDULE	RPI	RPI	RPI	RPI
DIV. I ONLY	15- 16	183	4- 6	46	41	105	105	4	4	
DIV. I NON-CONF.	9- 3	60	0- 0	95	133	53	53	2	2	
TOTALS	RPI 1-25	RPI 26-50	W-L RECORDS	RPI 51-100	RPI 101-150	RPI 150+				
15- 16	2- 3	2- 7	OVERALL	1- 3	2- 1	8- 2				
10- 5	1- 0	2- 2	HOME	1- 1	1- 1	5- 1				
4- 8	0- 1	0- 4	AWAY	0- 2	1- 0	3- 1				
1- 3	1- 2	0- 1	NEUTRAL	0- 0	0- 0	0- 0				
9- 3	1- 2	0- 1	NON-CONFERENCE	0- 0	1- 0	7- 0				
6- 0	0- 0	0- 0	HOME	0- 0	1- 0	5- 0				
2- 1	0- 0	0- 1	AWAY	0- 0	0- 0	2- 0				
1- 2	1- 2	0- 0	NEUTRAL	0- 0	0- 0	0- 0				
6- 13	1- 1	2- 6	CONFERENCE	1- 3	1- 1	1- 2				
4- 5	1- 0	2- 2	HOME	1- 1	0- 1	0- 1				
2- 7	0- 1	0- 3	AWAY	0- 2	1- 0	1- 1				
0- 1	0- 0	0- 1	NEUTRAL	0- 0	0- 0	0- 0				

RPI 1-25				RPI 26-50				RPI 51-100				RPI 101+				Team's RPI: 105	
RPI	S	Opponent	Score	RPI	S	Opponent	Score	RPI	S	Opponent	Score	RPI	S	Opponent	Score		
6	A	Maryland	54 74	27	H	Ohio St.	66 55	68	A	Michigan	57 70	109	H	Virginia	86 63		
8	N	Kentucky	77 71	34	A	Northwestern	58 64	68	H	Michigan	72 60	133	A	Purdue	47 46		
9	H	Iowa	73 61	34	H	Northwestern	67 68	77	A	Michigan St.	56 63	133	H	Purdue	55 62		
22	N	Oklahoma	76 78	35	A	Nebraska	57 59	77	H	Michigan St.	65 67	159	H	Wisconsin	62 73		
25	N	South Fla.	61 67	35	H	Nebraska	53 58					164	A	Southern Ill.	86 42		
				35	N	Nebraska	71 86					167	A	Indiana	58 85		
				39	A	Seton Hall	72 82					181	H	Robert Morris	66 48		
				42	A	Rutgers	56 80					188	H	Memphis	60 58		
				43	H	Minnesota	95 69					226	A	Penn St.	91 76		
												231	H	Southern U.	62 42		
												282	A	Valparaiso	80 58		
												316	H	IPFW	70 63		
												331	H	Murray St.	64 44		
LAST 12 Division I GAMES:																	
		35	N	Nebraska			71	86			167	A	Indiana			58	85
		68	H	Michigan			72	60			34	A	Northwestern			58	64
		77	H	Michigan St.			65	67			43	H	Minnesota			95	69
		133	A	Purdue			47	46			159	H	Wisconsin			62	73
		42	A	Rutgers			56	80			35	A	Nebraska			57	59
		27	H	Ohio St.			66	55			68	A	Michigan			57	70

Non-Div I Games:

Illinois

Average RPI Win:	236	WON-LOST	WINNING	LAST 10	STRENGTH OF	OPP. STRENGTH	TEAM	ADJ.	CONF.	ADJ CONF.
Average RPI Loss:	153	RECORD	PCT. RANK	GAMES	SCHEDULE	OF SCHEDULE	RPI	RPI	RPI	RPI
DIV. I ONLY	2- 27	346	2- 8	140	201	324	324	19	19	
DIV. I NON-CONF.	0- 11	339	0- 0	77	167	303	303	16	16	
TOTALS	RPI 1-25	RPI 26-50	W-L RECORDS	RPI 51-100	RPI 101-150	RPI 150+				
2- 27	0- 1	0- 3	OVERALL	0- 4	0- 8	2- 11				
1- 14	0- 1	0- 2	HOME	0- 1	0- 5	1- 5				
1- 12	0- 0	0- 1	AWAY	0- 3	0- 2	1- 6				
0- 1	0- 0	0- 0	NEUTRAL	0- 0	0- 1	0- 0				
0- 11	0- 1	0- 1	NON-CONFERENCE	0- 2	0- 4	0- 3				
0- 6	0- 1	0- 1	HOME	0- 0	0- 3	0- 1				
0- 4	0- 0	0- 0	AWAY	0- 2	0- 0	0- 2				
0- 1	0- 0	0- 0	NEUTRAL	0- 0	0- 1	0- 0				
2- 16	0- 0	0- 2	CONFERENCE	0- 2	0- 4	2- 8				
1- 8	0- 0	0- 1	HOME	0- 1	0- 2	1- 4				
1- 8	0- 0	0- 1	AWAY	0- 1	0- 2	1- 4				
0- 0	0- 0	0- 0	NEUTRAL	0- 0	0- 0	0- 0				

RPI 1-25				RPI 26-50				RPI 51-100				RPI 101+				Team's RPI: 324	
RPI	S	Opponent	Score	RPI	S	Opponent	Score	RPI	S	Opponent	Score	RPI	S	Opponent	Score		
15	H	Arizona St.	44 89	37	H	DePaul	62 99	67	A	Miami (FL)	44 95	122	A	UNI	43 71		
				38	A	Wichita St.	38 85	79	A	Drake	51 86	122	H	UNI	52 59		
				38	H	Wichita St.	41 46	79	H	Drake	47 70	123	A	Missouri St.	35 58		
								84	A	Colorado St.	49 70	123	H	Missouri St.	78 90		
												134	H	UT Martin	46 79		
												138	H	Northern Ky.	48 59		
												139	N	Buffalo	60 68		
												146	H	Butler	60 72		
												159	A	Wisconsin	60 71		
												164	A	Southern Ill.	69 54		
												164	H	Southern Ill.	56 65		
												169	A	Indiana St.	65 74		
												169	H	Indiana St.	36 60		
												250	A	Northern Ill.	51 55		
												251	A	Evansville	52 69		
												251	H	Evansville	50 62		
												291	H	Bowling Green	54 58		
												307	A	Loyola Chicago	53 67		
												307	H	Loyola Chicago	72 56		
												319	A	Bradley	50 60		
												319	H	Bradley	55 58		
LAST 12 Division I GAMES:																	
				164	A	Southern Ill.	69 54	169	A	Indiana St.	65 74						
				319	A	Bradley	50 60	79	H	Drake	47 70						
				307	A	Loyola Chicago	53 67	122	H	UNI	52 59						
				123	H	Missouri St.	78 90	307	H	Loyola Chicago	72 56						
				38	H	Wichita St.	41 46	319	H	Bradley	55 58						
				251	A	Evansville	52 69	123	A	Missouri St.	35 58						

Non-Div I Games:

Illinois St.

Average RPI Win:	308	WON-LOST	WINNING	LAST 10	STRENGTH OF	OPP. STRENGTH	TEAM	ADJ.	CONF.	ADJ CONF.
Average RPI Loss:	209	RECORD	PCT. RANK	GAMES	SCHEDULE	OF SCHEDULE	RPI	RPI	RPI	RPI
DIV. I ONLY	3- 22	339	0- 10	280	322	341	341	27	27	
DIV. I NON-CONF.	1- 6	316	0- 0	253	183	298	298	27	27	
TOTALS	RPI 1-25	RPI 26-50	W-L RECORDS	RPI 51-100	RPI 101-150	RPI 150+				
3- 22	0- 0	0- 0	OVERALL	0- 1	0- 3	3- 18				
2- 8	0- 0	0- 0	HOME	0- 0	0- 1	2- 7				
1- 13	0- 0	0- 0	AWAY	0- 0	0- 0	1- 0				
0- 1	0- 0	0- 0	NEUTRAL	0- 1	0- 0	0- 0				
1- 6	0- 0	0- 0	NON-CONFERENCE	0- 1	0- 1	1- 4				
0- 1	0- 0	0- 0	HOME	0- 0	0- 0	0- 1				
1- 4	0- 0	0- 0	AWAY	0- 0	0- 1	1- 3				
0- 1	0- 0	0- 0	NEUTRAL	0- 1	0- 0	0- 0				
2- 16	0- 0	0- 0	CONFERENCE	0- 0	0- 2	2- 14				
2- 7	0- 0	0- 0	HOME	0- 0	0- 1	2- 6				
0- 9	0- 0	0- 0	AWAY	0- 0	0- 1	0- 8				
0- 0	0- 0	0- 0	NEUTRAL	0- 0	0- 0	0- 0				

RPI S	Opponent	Score	RPI S	Opponent	Score	RPI S	Opponent	Score	RPI S	Opponent	Score	Team's RPI: 341
						73 N	Fordham	42 74	105 A	Kansas	46 68	
									127 A	Stephen F. Austin	44 58	
									127 H	Stephen F. Austin	47 64	
									167 A	Indiana	49 85	
									172 A	UTSA	31 57	
									183 A	Lamar	64 81	
									183 H	Lamar	45 67	
									204 A	Tex.-Pan American	61 65	
									210 A	Nicholls St.	34 67	
									210 H	Nicholls St.	58 69	
									211 H	McNeese St.	101 104	
									227 A	Northwestern St.	51 73	
									246 A	A&M-Corpus Christi	54 63	
									246 H	A&M-Corpus Christi	49 61	
									249 A	Central Ark.	49 58	
									257 A	Abilene Christian	54 78	
									257 H	Abilene Christian	62 72	
									274 H	Grand Canyon	67 72	
									283 A	Houston Baptist	64 67	
									283 H	Houston Baptist	71 81	
									288 A	Houston	50 48	
									295 A	Sam Houston St.	55 59	
									303 H	New Orleans	71 59	
									332 H	Southeastern La.	82 70	
LAST 12 Division I GAMES:												
283 H	Houston Baptist	71 81	249 A	Central Ark.	49 58							
257 H	Abilene Christian	62 72	127 H	Stephen F. Austin	47 64							
183 A	Lamar	64 81	183 H	Lamar	45 67							
127 A	Stephen F. Austin	44 58	210 H	Nicholls St.	58 69							
246 H	A&M-Corpus Christi	49 61	210 A	Nicholls St.	34 67							
283 A	Houston Baptist	64 67	246 A	A&M-Corpus Christi	54 63							

Non-Div I Games: Texas Wesleyan 66 74 St. Thomas (TX) 64 49 Our Lady Of The Lak92 104 Texas Lutheran 62 41 Incarnate Word

## Indiana

Through Games Of March 11, 2015

Average RPI Win:	208	WON-LOST	WINNING	LAST 10	STRENGTH OF	OPP. STRENGTH	TEAM	ADJ.	CONF.	ADJ CONF.
Average RPI Loss:	62	RECORD	PCT. RANK	GAMES	SCHEDULE	OF SCHEDULE	RPI	RPI	RPI	RPI
DIV. I ONLY	15- 16	183	2- 8	137	57	167	167	4	4	
DIV. I NON-CONF.	10- 1	17	0- 0	334	294	121	121	2	2	
TOTALS	RPI 1-25	RPI 26-50	W-L RECORDS	RPI 51-100	RPI 101-150	RPI 150+				
15- 16	0- 3	0- 8	OVERALL	1- 2	4- 1	10- 2				
11- 6	0- 1	0- 4	HOME	1- 0	3- 0	7- 1				
3- 9	0- 2	0- 3	AWAY	0- 2	1- 1	2- 1				
1- 1	0- 0	0- 1	NEUTRAL	0- 0	0- 0	1- 0				
10- 1	0- 0	0- 0	NON-CONFERENCE	0- 0	2- 0	8- 1				
7- 1	0- 0	0- 0	HOME	0- 0	1- 0	6- 1				
3- 0	0- 0	0- 0	AWAY	0- 0	1- 0	2- 0				
0- 0	0- 0	0- 0	NEUTRAL	0- 0	0- 0	0- 0				
5- 15	0- 3	0- 8	CONFERENCE	1- 2	2- 1	2- 1				
4- 5	0- 1	0- 4	HOME	1- 0	2- 0	1- 0				
0- 9	0- 2	0- 3	AWAY	0- 2	0- 1	0- 1				
1- 1	0- 0	0- 1	NEUTRAL	0- 0	0- 0	1- 0				

RPI 1-25				RPI 26-50				RPI 51-100				RPI 101+ Team's RPI: 167			
RPI	S	Opponent	Score	RPI	S	Opponent	Score	RPI	S	Opponent	Score	RPI	S	Opponent	Score
6	A	Maryland	72 83	27	A	Ohio St.	70 78	68	A	Michigan	52 68	105	H	Illinois	85 58
6	H	Maryland	74 84	27	H	Ohio St.	49 103	77	A	Michigan St.	57 72	108	H	East Tenn. St.	97 69
9	A	Iowa	64 81	34	H	Northwestern	69 75	77	H	Michigan St.	70 51	118	A	Boston College	76 67
				35	H	Nebraska	64 67					133	A	Purdue	64 86
				42	A	Rutgers	60 71					133	H	Purdue	72 55
				42	H	Rutgers	51 66					159	H	Wisconsin	69 52
				42	N	Rutgers	52 63					169	H	Indiana St.	61 65
				43	A	Minnesota	61 65					216	H	IUPUI	68 55
												226	A	Penn St.	75 79
												226	N	Penn St.	68 63
												235	A	Oakland	88 61
												245	H	Morehead St.	98 57
												279	H	Gardner-Webb	115 54
												280	A	Milwaukee	82 56
												282	H	Valparaiso	81 49
												316	H	IPFW	80 37
												341	H	Incarinate Word	85 49
LAST 12 Division I GAMES:															
				42	N	Rutgers	52 63	9	A	Iowa	64 81				
				226	N	Penn St.	68 63	105	H	Illinois	85 58				
				42	A	Rutgers	60 71	27	A	Ohio St.	70 78				
				6	A	Maryland	72 83	34	H	Northwestern	69 75				
				35	H	Nebraska	64 67	133	H	Purdue	72 55				
				68	A	Michigan	52 68	77	A	Michigan St.	57 72				

Non-Div I Games:

Indiana

■ Loss, 
 ■ Non-Conf, S Site, 
 ■ Home 
 ■ Away 
 N Neutral

Average RPI Win:	231	WON-LOST	WINNING	LAST 10	STRENGTH OF	OPP. STRENGTH	TEAM	ADJ.	CONF.	ADJ CONF.
Average RPI Loss:	117	RECORD	PCT. RANK	GAMES	SCHEDULE	OF SCHEDULE	RPI	RPI	RPI	RPI
DIV. I ONLY	16- 12	122	4- 6	273	151	169	169	19	19	
DIV. I NON-CONF.	9- 1	21	0- 0	188	108	47	47	16	16	
TOTALS	RPI 1-25	RPI 26-50	W-L RECORDS	RPI 51-100	RPI 101-150	RPI 150+				
16- 12	0- 0	0- 3	OVERALL	1- 2	4- 4	11- 3				
6- 6	0- 0	0- 2	HOME	0- 1	2- 2	4- 1				
9- 6	0- 0	0- 1	AWAY	1- 1	2- 2	6- 2				
1- 0	0- 0	0- 0	NEUTRAL	0- 0	0- 0	1- 0				
9- 1	0- 0	0- 1	NON-CONFERENCE	1- 0	4- 0	4- 0				
2- 1	0- 0	0- 1	HOME	0- 0	2- 0	0- 0				
6- 0	0- 0	0- 0	AWAY	1- 0	2- 0	3- 0				
1- 0	0- 0	0- 0	NEUTRAL	0- 0	0- 0	1- 0				
7- 11	0- 0	0- 2	CONFERENCE	0- 2	0- 4	7- 3				
4- 5	0- 0	0- 1	HOME	0- 1	0- 2	4- 1				
3- 6	0- 0	0- 1	AWAY	0- 1	0- 2	3- 2				
0- 0	0- 0	0- 0	NEUTRAL	0- 0	0- 0	0- 0				

RPI S	Opponent	Score	RPI S	Opponent	Score	RPI S	Opponent	Score	RPI S	Opponent	Score	Team's RPI: 169
38	A Wichita St.	52 63	38	H Wichita St.	54 62	79	A Drake	61 76	108	H East Tenn. St.	76 69	
38	H Wichita St.	54 62	38	H Wichita St.	54 62	79	H Drake	65 72	122	A UNI	29 64	
50	H Stetson	52 62	50	H Stetson	52 62	85	A St. John's (NY)	73 67	122	H UNI	55 57	
LAST 12 Division I GAMES:												
38	H Wichita St.	54 62	324	H Illinois St.	74 65	307	A Loyola Chicago	50 61	123	A Missouri St.	66 74	
123	H Missouri St.	56 65	307	A Loyola Chicago	50 61	319	A Bradley	65 55	123	H Missouri St.	56 65	
251	A Evansville	71 53	319	A Bradley	65 55	251	H Evansville	67 52	146	A Butler	66 51	
79	A Drake	61 76	251	H Evansville	67 52	150	A Saint Louis	68 58	150	H Saint Louis	63 60	
122	A UNI	29 64	122	H UNI	55 57	164	A Southern Ill.	53 65	164	H Southern Ill.	58 76	
164	H Southern Ill.	58 76	79	H Drake	65 72	167	A Indiana	65 61	216	A IUPUI	61 60	
						254	N SMU	64 55	251	A Evansville	71 53	
						307	A Loyola Chicago	50 61	251	H Evansville	67 52	
						318	A South Ala.	74 53	254	N SMU	64 55	
						319	A Bradley	65 55	307	H Loyola Chicago	64 37	
						319	H Bradley	64 50	318	A South Ala.	74 53	
						324	A Illinois St.	60 36	319	H Bradley	64 50	
						324	H Illinois St.	74 65	324	A Illinois St.	60 36	
									324	H Illinois St.	74 65	

Non-Div I Games: Indianapolis 62 43

Indiana St.

■ Loss, 
 ■ Non-Conf, S Site, 
 ■ Home 
 ■ Away 
 N Neutral

I  
o  
n  
a

I  
o  
n  
a

Iona

Page 135

Through Games Of March 11, 2013

Average RPI Win:	96	WON-LOST	WINNING	LAST 10	STRENGTH OF	OPP. STRENGTH	TEAM	ADJ.	CONF.	ADJ CONF.
Average RPI Loss:	37	RECORD	PCT. RANK	GAMES	SCHEDULE	OF SCHEDULE	RPI	RPI	RPI	RPI
DIV. I ONLY	24- 7	29	7- 3	12	11	9	9	4	4	
DIV. I NON-CONF.	9- 2	35	0- 0	26	12	12	12	2	2	
TOTALS	RPI 1-25	RPI 26-50	W-L RECORDS	RPI 51-100	RPI 101-150	RPI 150+				
24- 7	1- 2	9- 4	OVERALL	5- 0	2- 1	7- 0				
16- 0	1- 0	4- 0	HOME	3- 0	2- 0	6- 0				
6- 5	0- 2	3- 2	AWAY	2- 0	0- 1	1- 0				
2- 2	0- 0	2- 2	NEUTRAL	0- 0	0- 0	0- 0				
9- 2	1- 1	1- 1	NON-CONFERENCE	3- 0	1- 0	3- 0				
7- 0	1- 0	0- 0	HOME	2- 0	1- 0	3- 0				
1- 1	0- 1	0- 0	AWAY	1- 0	0- 0	0- 0				
1- 1	0- 0	1- 1	NEUTRAL	0- 0	0- 0	0- 0				
15- 5	0- 1	8- 3	CONFERENCE	2- 0	1- 1	4- 0				
9- 0	0- 0	4- 0	HOME	1- 0	1- 0	3- 0				
5- 4	0- 1	3- 2	AWAY	1- 0	0- 1	1- 0				
1- 1	0- 0	1- 1	NEUTRAL	0- 0	0- 0	0- 0				

RPI	S	Opponent	Score	RPI	S	Opponent	Score	RPI	S	Opponent	Score	RPI	S	Opponent	Score
6	A	Maryland	88 93	27	A	Ohio St.	82 100	56	H	Iowa St.	76 67	105	A	Illinois	61 73
7	A	Louisville	52 86	27	H	Ohio St.	73 65	68	H	Michigan	76 70	122	H	UNI	73 45
13	H	Dayton	90 83	27	N	Ohio St.	85 91	77	A	Michigan St.	52 50	133	H	Purdue	73 59
				34	A	Northwestern	102 99	79	A	Drake	100 98	159	A	Wisconsin	87 75
				34	H	Northwestern	83 70	99	H	Colorado	78 63	159	H	Wisconsin	78 74
				35	A	Nebraska	69 61					167	H	Indiana	81 64
				35	H	Nebraska	78 72					181	H	Robert Morris	85 67
				35	N	Nebraska	74 65					220	H	USC Upstate	107 56
				40	N	Gonzaga	79 67					226	H	Penn St.	77 52
				42	A	Rutgers	79 72					230	H	Pepperdine	97 68
				43	A	Minnesota	80 93								
				43	H	Minnesota	92 76								
				44	N	Arkansas	67 77								
LAST 12 Division I GAMES:															
				27	N	Ohio St.	85 91	167	H	Indiana	81 64				
				35	N	Nebraska	74 65	35	A	Nebraska	69 61				
				43	H	Minnesota	92 76	159	A	Wisconsin	87 75				
				159	H	Wisconsin	78 74	27	H	Ohio St.	73 65				
				27	A	Ohio St.	82 100	6	A	Maryland	88 93				
				43	A	Minnesota	80 93	34	A	Northwestern	102 99				

Non-Div I Games:

Iowa



Average RPI Win: 136		WON-LOST	WINNING	LAST 10	STRENGTH OF	OPP. STRENGTH	TEAM	ADJ.	CONF.	ADJ CONF.
Average RPI Loss: 61		RECORD	PCT. RANK	GAMES	SCHEDULE	OF SCHEDULE	RPI	RPI	RPI	RPI
DIV. I ONLY		18- 12	109	4- 6	38	31	56	56	1	1
DIV. I NON-CONF.		9- 2	35	0- 0	196	209	63	63	1	1
TOTALS		RPI 1-25	RPI 26-50		W-L RECORDS		RPI 51-100	RPI 101-150	RPI 150+	
18- 12	4- 3	0- 3		OVERALL		5- 3	2- 3	7- 0		
15- 2	3- 0	0- 1		HOME		4- 0	2- 1	6- 0		
2- 9	1- 3	0- 1		AWAY		1- 3	0- 2	0- 0		
1- 1	0- 0	0- 1		NEUTRAL		0- 0	0- 0	1- 0		
9- 2	0- 1	0- 0		NON-CONFERENCE		1- 1	1- 0	7- 0		
8- 0	0- 0	0- 0		HOME		1- 0	1- 0	6- 0		
0- 2	0- 1	0- 0		AWAY		0- 1	0- 0	0- 0		
1- 0	0- 0	0- 0		NEUTRAL		0- 0	0- 0	1- 0		
9- 10	4- 2	0- 3		CONFERENCE		4- 2	1- 3	0- 0		
7- 2	3- 0	0- 1		HOME		3- 0	1- 1	0- 0		
2- 7	1- 2	0- 1		AWAY		1- 2	0- 2	0- 0		
0- 1	0- 0	0- 1		NEUTRAL		0- 0	0- 0	0- 0		

RPI	S	Opponent	Score	RPI	S	Opponent	Score	RPI	S	Opponent	Score	RPI	S	Opponent	Score
4	A	Baylor	47 79	45	A	Oklahoma St.	48 60	60	A	St. Mary's (CA)	63 67	105	A	Kansas	64 68
4	H	Baylor	76 71	45	H	Oklahoma St.	62 63	65	A	Kansas St.	79 59	105	H	Kansas	56 61
9	A	Iowa	67 76	45	N	Oklahoma St.	58 67	65	H	Kansas St.	60 55	137	A	Texas Tech	58 71
21	A	Texas	58 57					74	A	TCU	84 86	137	H	Texas Tech	59 47
21	H	Texas	59 57					74	H	TCU	80 62	143	H	UC Riverside	71 54
22	A	Oklahoma	66 75					76	A	West Virginia	52 54	178	H	Fairfield	76 63
22	H	Oklahoma	84 76					76	H	West Virginia	61 43	189	H	Stony Brook	74 64
								79	H	Drake	84 67	214	N	Wyoming	84 63
												220	H	USC Upstate	98 76
												258	H	Cincinnati	85 54
												337	H	Ark.-Pine Bluff	82 56
												340	H	Howard	90 44
LAST 12 Division I GAMES:															
45	N	Oklahoma St.	58 67	45	A	Oklahoma St.	48 60								
105	A	Kansas	64 68	137	A	Texas Tech	58 71								
4	H	Baylor	76 71	76	H	West Virginia	61 43								
137	H	Texas Tech	59 47	22	A	Oklahoma	66 75								
76	A	West Virginia	52 54	45	H	Oklahoma St.	62 63								
22	H	Oklahoma	84 76	105	H	Kansas	56 61								

Non-Div I Games:

Iowa St.

Average RPI Win: 312				Through Games of March 11, 2018													
WON-LOST		WINNING		LAST 10		STRENGTH OF		OPP. STRENGTH		TEAM		ADJ.		CONF.		ADJ CONF.	
RECORD		PCT. RANK		GAMES		SCHEDULE		OF SCHEDULE		RPI		RPI		RPI		RPI	
DIV. I ONLY		14- 16		197		8- 2		345		347		272		272		32	
DIV. I NON-CONF.		3- 8		263		0- 0		233		260		258		258		31	
TOTALS		RPI 1-25		RPI 26-50		W-L RECORDS		RPI 51-100		RPI 101-150		RPI 150+					
14- 16		0- 0		0- 2		OVERALL		0- 1		0- 1		14- 12					
6- 4		0- 0		0- 0		HOME		0- 0		0- 0		6- 4					
6- 10		0- 0		0- 0		AWAY		0- 0		0- 0		6- 1					
2- 2		0- 0		0- 1		NEUTRAL		0- 0		0- 0		2- 1					
3- 8		0- 0		0- 2		NON-CONFERENCE		0- 1		0- 1		3- 4					
1- 0		0- 0		0- 0		HOME		0- 0		0- 0		1- 0					
1- 6		0- 0		0- 1		AWAY		0- 1		0- 1		1- 3					
1- 2		0- 0		0- 1		NEUTRAL		0- 0		0- 0		1- 1					
11- 8		0- 0		0- 0		CONFERENCE		0- 0		0- 0		11- 8					
5- 4		0- 0		0- 0		HOME		0- 0		0- 0		5- 4					
5- 4		0- 0		0- 0		AWAY		0- 0		0- 0		5- 4					
1- 0		0- 0		0- 0		NEUTRAL		0- 0		0- 0		1- 0					

[illegible]

Non-Div I Games:

Jackson St.

Loss, Non-Conf, S Site, H Home A Away N Neutral

J  
a  
c  
k  
s  
o  
n  
S  
t  
.

RPI S      Jackson St.      Score

Through Games Of March 11, 2015

RPI	S	Opponent	Score
349	H	Mississippi Val.	58 54

J  
a  
c  
k  
s  
o  
n  
S  
t  
.

Jackson St.

Jacksonville

Through Games Of March 11, 2015

Average RPI Win:	210	WON-LOST	WINNING	LAST 10	STRENGTH OF	OPP. STRENGTH	TEAM	ADJ.	CONF.	ADJ CONF.
Average RPI Loss:	136	RECORD	PCT. RANK	GAMES	SCHEDULE	OF SCHEDULE	RPI	RPI	RPI	RPI
DIV. I ONLY	10- 17	247	6- 4	101	136	200	200	11	11	
DIV. I NON-CONF.	3- 8	263	0- 0	272	153	279	279	12	12	
TOTALS	RPI 1-25	RPI 26-50	W-L RECORDS	RPI 51-100	RPI 101-150	RPI 150+				
10- 17	0- 4	0- 3	OVERALL	0- 1	1- 1	9- 8				
5- 6	0- 1	0- 2	HOME	0- 0	0- 1	5- 2				
5- 11	0- 3	0- 1	AWAY	0- 1	1- 0	4- 6				
0- 0	0- 0	0- 0	NEUTRAL	0- 0	0- 0	0- 0				
3- 8	0- 1	0- 1	NON-CONFERENCE	0- 1	0- 0	3- 5				
2- 1	0- 0	0- 1	HOME	0- 0	0- 0	2- 0				
1- 7	0- 1	0- 0	AWAY	0- 1	0- 0	1- 5				
0- 0	0- 0	0- 0	NEUTRAL	0- 0	0- 0	0- 0				
7- 9	0- 3	0- 2	CONFERENCE	0- 0	1- 1	6- 3				
3- 5	0- 1	0- 1	HOME	0- 0	0- 1	3- 2				
4- 4	0- 2	0- 1	AWAY	0- 0	1- 0	3- 1				
0- 0	0- 0	0- 0	NEUTRAL	0- 0	0- 0	0- 0				

RPI 1-25				RPI 26-50				RPI 51-100				RPI 101+ Team's RPI: 200			
RPI	S	Opponent	Score	RPI	S	Opponent	Score	RPI	S	Opponent	Score	RPI	S	Opponent	Score
10	A	Florida St.	46 73	36	H	Syracuse	61 77	67	A	Miami (FL)	36 65	138	A	Northern Ky.	76 62
16	A	FGCU	42 62	50	A	Stetson	47 73					138	H	Northern Ky.	59 70
16	A	FGCU	47 78	50	H	Stetson	67 73					153	A	Savannah St.	45 41
16	H	FGCU	37 60									155	A	Tennessee St.	61 64
												161	A	Florida	73 84
												162	A	Kennesaw St.	78 64
												162	H	Kennesaw St.	55 54
												162	H	Kennesaw St.	73 70
												220	A	USC Upstate	64 66
												220	H	USC Upstate	58 60
												239	A	North Florida	68 56
												239	H	North Florida	54 52
												253	A	Lipscomb	75 63
												253	H	Lipscomb	63 75
												255	H	Bethune-Cookman	64 51
												271	A	UCF	59 71
												297	A	Ga. Southern	65 78
												331	A	Murray St.	62 80
												333	H	FIU	76 64
LAST 12 Division I GAMES:															
16	A	FGCU	42 62	220	H	USC Upstate	58 60								
162	H	Kennesaw St.	55 54	162	H	Kennesaw St.	73 70								
16	A	FGCU	47 78	239	A	North Florida	68 56								
50	H	Stetson	67 73	162	A	Kennesaw St.	78 64								
253	A	Lipscomb	75 63	220	A	USC Upstate	64 66								
138	A	Northern Ky.	76 62	138	H	Northern Ky.	59 70								

Non-Div I Games: Trinity Baptist 98 24 Thomas (GA) 65 38

Jacksonville

Loss, Non-Conf, S Site, H Home A Away N Neutral

Average RPI Win:	263	WON-LOST	WINNING	LAST 10	STRENGTH OF	OPP. STRENGTH	TEAM	ADJ.	CONF.	ADJ CONF.
Average RPI Loss:	195	RECORD	PCT. RANK	GAMES	SCHEDULE	OF SCHEDULE	RPI	RPI	RPI	RPI
DIV. I ONLY	19- 10	82	7- 3	335	301	207	207	26	26	
DIV. I NON-CONF.	9- 3	60	0- 0	313	339	128	128	26	26	
TOTALS	RPI 1-25	RPI 26-50	W-L RECORDS	RPI 51-100	RPI 101-150	RPI 150+				
19- 10	0- 0	0- 0	OVERALL	0- 0	1- 2	18- 8				
10- 3	0- 0	0- 0	HOME	0- 0	0- 0	10- 3				
7- 6	0- 0	0- 0	AWAY	0- 0	0- 2	7- 4				
2- 1	0- 0	0- 0	NEUTRAL	0- 0	1- 0	1- 1				
9- 3	0- 0	0- 0	NON-CONFERENCE	0- 0	1- 1	8- 2				
5- 0	0- 0	0- 0	HOME	0- 0	0- 0	5- 0				
2- 3	0- 0	0- 0	AWAY	0- 0	0- 1	2- 2				
2- 0	0- 0	0- 0	NEUTRAL	0- 0	1- 0	1- 0				
10- 7	0- 0	0- 0	CONFERENCE	0- 0	0- 1	10- 6				
5- 3	0- 0	0- 0	HOME	0- 0	0- 0	5- 3				
5- 3	0- 0	0- 0	AWAY	0- 0	0- 1	5- 2				
0- 1	0- 0	0- 0	NEUTRAL	0- 0	0- 0	0- 1				

[illegible]

Non-Div I Games:

Jacksonville St.

Loss, Non-Conf, S Site, H Home A Away N Neutral

RPI	S	Opponent	Score	
335	A	Tennessee Tech	70	54
335	H	Tennessee Tech	67	58
348	N	Charleston So.	70	43

Average RPI Win:	171	WON-LOST	WINNING	LAST 10	STRENGTH OF	OPP. STRENGTH	TEAM	ADJ.	CONF.	ADJ CONF.
Average RPI Loss:	57	RECORD	PCT. RANK	GAMES	SCHEDULE	OF SCHEDULE	RPI	RPI	RPI	RPI
DIV. I ONLY	26- 3	11	9- 1	143	86	28	28	14	14	
DIV. I NON-CONF.	9- 2	35	0- 0	71	16	20	20	11	11	
TOTALS	RPI 1-25	RPI 26-50	W-L RECORDS	RPI 51-100	RPI 101-150	RPI 150+				
26- 3	0- 1	1- 0	OVERALL	6- 1	4- 1	15- 0				
13- 1	0- 0	1- 0	HOME	3- 0	2- 1	7- 0				
12- 1	0- 0	0- 0	AWAY	3- 0	2- 0	7- 0				
1- 1	0- 1	0- 0	NEUTRAL	0- 0	0- 0	1- 0				
9- 2	0- 1	1- 0	NON-CONFERENCE	4- 1	1- 0	3- 0				
5- 0	0- 0	1- 0	HOME	2- 0	1- 0	1- 0				
3- 1	0- 0	0- 0	AWAY	2- 1	0- 0	1- 0				
1- 1	0- 1	0- 0	NEUTRAL	0- 0	0- 0	1- 0				
17- 1	0- 0	0- 0	CONFERENCE	2- 0	3- 1	12- 0				
8- 1	0- 0	0- 0	HOME	1- 0	1- 1	6- 0				
9- 0	0- 0	0- 0	AWAY	1- 0	2- 0	6- 0				
0- 0	0- 0	0- 0	NEUTRAL	0- 0	0- 0	0- 0				

RPI 1-25				RPI 26-50				Team's RPI: 28		RPI 51-100				RPI 101+			
RPI	S	Opponent	Score	RPI	S	Opponent	Score		RPI	S	Opponent	Score	RPI	S	Opponent	Score	
6	N	Maryland	64 80	41	H	Pittsburgh	80 64		51	A	American	69 65	101	A	Elon	68 51	
									57	A	Ohio	69 62	101	H	Elon	89 60	
									62	A	Vanderbilt	62 66	102	A	Hofstra	77 68	
									64	A	Drexel	73 54	102	H	Hofstra	62 63	
									64	H	Drexel	66 51	113	H	Hampton	85 53	
									91	H	Richmond	79 68	166	H	St. Bonaventure	76 43	
									93	H	UCLA	91 87	175	A	William & Mary	65 43	
													175	H	William & Mary	92 50	
													198	A	Delaware	74 71	
													198	H	Delaware	94 64	
													223	A	UNCW	85 49	
													223	H	UNCW	74 57	
													243	A	Towson	79 64	
													243	H	Towson	67 66	
													263	A	Davidson	73 57	
													281	A	Col. of Charleston	73 53	
													281	H	Col. of Charleston	107 58	
													288	N	Houston	84 60	
													305	A	Northeastern	77 55	
													305	H	Northeastern	82 47	
LAST 12 Division I GAMES:																	
281	H	Col. of Charleston	107 58	243	A	Towson	79 64										
198	A	Delaware	74 71	64	A	Drexel	73 54										
305	H	Northeastern	82 47	102	A	Hofstra	77 68										
102	H	Hofstra	62 63	101	H	Elon	89 60										
223	A	UNCW	85 49	281	A	Col. of Charleston	73 53										
198	H	Delaware	94 64	175	H	William & Mary	92 50										

Non-Div I Games:

James Madison

■ Loss, 
 ■ Non-Conf, S Site, 
 ■ Home 
 ■ Away 
 N Neutral

Average RPI Win:	133	WON-LOST	WINNING	LAST 10	STRENGTH OF	OPP. STRENGTH	TEAM	ADJ.	CONF.	ADJ CONF.
Average RPI Loss:	59	RECORD	PCT. RANK	GAMES	SCHEDULE	OF SCHEDULE	RPI	RPI	RPI	RPI
DIV. I ONLY	15- 17	194	3- 7	31	13	105	105	1	1	
DIV. I NON-CONF.	9- 4	84	0- 0	115	66	93	93	1	1	
TOTALS	RPI 1-25	RPI 26-50	W-L RECORDS	RPI 51-100	RPI 101-150	RPI 150+				
15- 17	2- 6	1- 2	OVERALL	4- 7	3- 1	5- 1				
12- 7	1- 3	1- 1	HOME	3- 2	2- 0	5- 1				
3- 8	1- 2	0- 1	AWAY	1- 4	1- 1	0- 0				
0- 2	0- 1	0- 0	NEUTRAL	0- 1	0- 0	0- 0				
9- 4	1- 1	1- 0	NON-CONFERENCE	1- 1	1- 1	5- 1				
9- 1	1- 0	1- 0	HOME	1- 0	1- 0	5- 1				
0- 2	0- 0	0- 0	AWAY	0- 1	0- 1	0- 0				
0- 1	0- 1	0- 0	NEUTRAL	0- 0	0- 0	0- 0				
6- 13	1- 5	0- 2	CONFERENCE	3- 6	2- 0	0- 0				
3- 6	0- 3	0- 1	HOME	2- 2	1- 0	0- 0				
3- 6	1- 2	0- 1	AWAY	1- 3	1- 0	0- 0				
0- 1	0- 0	0- 0	NEUTRAL	0- 1	0- 0	0- 0				

RPI	S	Opponent	Score	RPI	S	Opponent	Score	RPI	S	Opponent	Score	RPI	S	Opponent	Score	Team's RPI: 105
1	N	Notre Dame	47 89	45	A	Oklahoma St.	76 80	56	A	Iowa St.	61 56	133	A	Purdue	48 61	
4	A	Baylor	58 66	45	H	Oklahoma St.	57 65	56	H	Iowa St.	68 64	137	A	Texas Tech	68 66	
4	H	Baylor	63 71	47	H	Arkansas St.	62 48	65	A	Kansas St.	52 58	137	H	Texas Tech	71 67	
21	A	Texas	46 60					65	H	Kansas St.	48 55	144	H	Temple	76 56	
21	H	Texas	63 74					65	N	Kansas St.	49 57	190	H	Texas Southern	69 44	
22	A	Oklahoma	65 58					71	H	South Dakota	68 60	195	H	Iona	90 49	
22	H	Oklahoma	57 69					74	A	TCU	67 73	201	H	Alabama	80 85	
23	H	California	62 39					74	H	TCU	63 80	205	H	Samford	66 44	
								76	A	West Virginia	56 59	299	H	Georgetown	55 42	
								76	H	West Virginia	65 59	341	H	Incarnate Word	68 46	
								89	A	Creighton	81 84					
LAST 12 Division I GAMES:																
65	N	Kansas St.	49 57	21	H	Texas	63 74									
56	H	Iowa St.	68 64	76	A	West Virginia	56 59									
22	A	Oklahoma	65 58	45	H	Oklahoma St.	57 65									
65	H	Kansas St.	48 55	137	H	Texas Tech	71 67									
45	A	Oklahoma St.	76 80	4	A	Baylor	58 66									
74	A	TCU	67 73	56	A	Iowa St.	61 56									

Non-Div I Games:

Kansas

■ Loss, 
■ Non-Conf, S Site, 
■ Home 
■ Away 
N Neutral



Average RPI Win:	155	WON-LOST	WINNING	LAST 10	STRENGTH OF	OPP. STRENGTH	TEAM	ADJ.	CONF.	ADJ CONF.
Average RPI Loss:	43	RECORD	PCT. RANK	GAMES	SCHEDULE	OF SCHEDULE	RPI	RPI	RPI	RPI
DIV. I ONLY	17- 13	125	4- 6	24	53	65	65	1	1	
DIV. I NON-CONF.	9- 1	21	0- 0	145	340	41	41	1	1	
-----										
TOTALS	RPI 1-25	RPI 26-50	W-L RECORDS	RPI 51-100	RPI 101-150	RPI 150+				
17- 13	1- 6	1- 2	OVERALL	2- 4	5- 1	8- 0				
13- 4	1- 2	1- 0	HOME	2- 1	2- 1	7- 0				
2- 8	0- 3	0- 2	AWAY	0- 3	2- 0	0- 0				
2- 1	0- 1	0- 0	NEUTRAL	0- 0	1- 0	1- 0				
9- 1	0- 0	0- 1	NON-CONFERENCE	0- 0	1- 0	8- 0				
8- 0	0- 0	0- 0	HOME	0- 0	1- 0	7- 0				
0- 1	0- 0	0- 1	AWAY	0- 0	0- 0	0- 0				
1- 0	0- 0	0- 0	NEUTRAL	0- 0	0- 0	1- 0				
8- 12	1- 6	1- 1	CONFERENCE	2- 4	4- 1	0- 0				
5- 4	1- 2	1- 0	HOME	2- 1	1- 1	0- 0				
2- 7	0- 3	0- 1	AWAY	0- 3	2- 0	0- 0				
1- 1	0- 1	0- 0	NEUTRAL	0- 0	1- 0	0- 0				

RPI 1-25				RPI 26-50				RPI 51-100				Team's RPI: 65				RPI 101+			
RPI	S	Opponent	Score	RPI	S	Opponent	Score	RPI	S	Opponent	Score	RPI	S	Opponent	Score	RPI	S	Opponent	Score
4	A	Baylor	46 68	38	A	Wichita St.	48 51	56	A	Iowa St.	55 60	105	A	Kansas	55 48				
4	H	Baylor	44 74	45	A	Oklahoma St.	47 69	56	H	Iowa St.	59 79	105	H	Kansas	58 52				
4	N	Baylor	70 82	45	H	Oklahoma St.	52 51	74	A	TCU	47 67	105	N	Kansas	57 49				
21	A	Texas	58 76					74	H	TCU	93 79	113	H	Hampton	66 46				
21	H	Texas	66 57					76	A	West Virginia	51 63	137	A	Texas Tech	41 38				
22	A	Oklahoma	58 66					76	H	West Virginia	59 55	137	H	Texas Tech	68 74				
22	H	Oklahoma	64 73									157	H	Oral Roberts	53 47				
												163	H	Texas-Arlington	45 41				
												176	H	SIUE	81 55				
												205	H	Samford	60 41				
												244	N	UTEP	72 43				
												257	H	Abilene Christian	68 53				
												312	H	Grambling	61 38				
												342	H	UMKC	65 36				
LAST 12 Division I GAMES:																			
		4 N Baylor	70 82			21 A Texas	58 76												
		105 N Kansas	57 49			137 H Texas Tech	68 74												
		76 H West Virginia	59 55			74 H TCU	93 79												
		74 A TCU	47 67			22 A Oklahoma	58 66												
		105 A Kansas	55 48			21 H Texas	66 57												
		22 H Oklahoma	64 73			137 A Texas Tech	41 38												

Non-Div I Games: William Jewell 66 53

Kansas St.

■ Loss, 
■ Non-Conf, S Site, 
■ Home 
■ Away 
N Neutral

Average RPI Win:	241	WON-LOST	WINNING	LAST 10	STRENGTH OF	OPP. STRENGTH	TEAM	ADJ.	CONF.	ADJ CONF.
Average RPI Loss:	137	RECORD	PCT. RANK	GAMES	SCHEDULE	OF SCHEDULE	RPI	RPI	RPI	RPI
DIV. I ONLY	17- 13	125	4- 6	240	218	162	162	11	11	
DIV. I NON-CONF.	11- 4	69	0- 0	288	328	123	123	12	12	
TOTALS	RPI 1-25	RPI 26-50	W-L RECORDS	RPI 51-100	RPI 101-150	RPI 150+				
17- 13	0- 2	0- 3	OVERALL	0- 1	1- 1	16- 6				
10- 4	0- 1	0- 1	HOME	0- 0	1- 0	9- 2				
7- 9	0- 1	0- 2	AWAY	0- 1	0- 1	7- 4				
0- 0	0- 0	0- 0	NEUTRAL	0- 0	0- 0	0- 0				
11- 4	0- 0	0- 1	NON-CONFERENCE	0- 1	0- 0	11- 2				
6- 1	0- 0	0- 0	HOME	0- 0	0- 0	6- 1				
5- 3	0- 0	0- 1	AWAY	0- 1	0- 0	5- 1				
0- 0	0- 0	0- 0	NEUTRAL	0- 0	0- 0	0- 0				
6- 9	0- 2	0- 2	CONFERENCE	0- 0	1- 1	5- 4				
4- 3	0- 1	0- 1	HOME	0- 0	1- 0	3- 1				
2- 6	0- 1	0- 1	AWAY	0- 0	0- 1	2- 3				
0- 0	0- 0	0- 0	NEUTRAL	0- 0	0- 0	0- 0				

RPI S	Opponent	Score	RPI S	Opponent	Score	RPI S	Opponent	Score	RPI S	Opponent	Score	Team's RPI: 162
16	A FGCU	47 61	39	A Seton Hall	74 77	86	A Georgia Tech	48 77	138	A Northern Ky.	61 68	
16	H FGCU	60 71	50	A Stetson	64 75				138	H Northern Ky.	66 58	
			50	H Stetson	58 70				155	A Tennessee St.	65 56	
									191	H Xavier	61 60	
									192	A Mercer	76 56	
									192	H Mercer	44 54	
									200	A Jacksonville	70 73	
									200	A Jacksonville	54 55	
									200	H Jacksonville	64 78	
									207	H Jacksonville St.	67 65	
									220	A USC Upstate	72 63	
									220	H USC Upstate	67 55	
									229	A Georgia St.	73 64	
									239	A North Florida	64 52	
									239	H North Florida	46 40	
									253	A Lipscomb	61 79	
									253	H Lipscomb	75 57	
									279	H Gardner-Webb	50 47	
									281	H Col. of Charleston	68 61	
									290	A Columbia	66 62	
									297	A Ga. Southern	72 51	
									331	H Murray St.	65 60	
									338	H Florida A&M	79 58	
									346	A Alabama A&M	66 73	
LAST 12 Division I GAMES:												
200	A Jacksonville	54 55	200	A Jacksonville	70 73							
253	H Lipscomb	75 57	220	H USC Upstate	67 55							
138	A Northern Ky.	61 68	200	H Jacksonville	64 78							
50	H Stetson	58 70	239	H North Florida	46 40							
16	H FGCU	60 71	16	A FGCU	47 61							
239	A North Florida	64 52	50	A Stetson	64 75							

Non-Div I Games:

Kennesaw St.

Average RPI Win:	253	WON-LOST	WINNING	LAST 10	STRENGTH OF	OPP. STRENGTH	TEAM	ADJ.	CONF.	ADJ CONF.
Average RPI Loss:	141	RECORD	PCT. RANK	GAMES	SCHEDULE	OF SCHEDULE	RPI	RPI	RPI	RPI
DIV. I ONLY	5- 25	327	2- 8	121	208	285	285	15	15	
DIV. I NON-CONF.	2- 9	297	0- 0	140	190	272	272	17	17	
TOTALS	RPI 1-25	RPI 26-50	W-L RECORDS	RPI 51-100	RPI 101-150	RPI 150+				
5- 25	0- 0	0- 3	OVERALL	0- 6	0- 7	5- 9				
3- 9	0- 0	0- 1	HOME	0- 4	0- 2	3- 2				
2- 14	0- 0	0- 2	AWAY	0- 2	0- 5	2- 5				
0- 2	0- 0	0- 0	NEUTRAL	0- 0	0- 0	0- 2				
2- 9	0- 0	0- 3	NON-CONFERENCE	0- 1	0- 1	2- 4				
1- 2	0- 0	0- 1	HOME	0- 1	0- 0	1- 0				
1- 5	0- 0	0- 2	AWAY	0- 0	0- 1	1- 2				
0- 2	0- 0	0- 0	NEUTRAL	0- 0	0- 0	0- 2				
3- 16	0- 0	0- 0	CONFERENCE	0- 5	0- 6	3- 5				
2- 7	0- 0	0- 0	HOME	0- 3	0- 2	2- 2				
1- 9	0- 0	0- 0	AWAY	0- 2	0- 4	1- 3				
0- 0	0- 0	0- 0	NEUTRAL	0- 0	0- 0	0- 0				

RPI S	Opponent	Score	RPI S	Opponent	Score	RPI S	Opponent	Score	RPI S	Opponent	Score	Team's RPI: 285
34	A Northwestern	54 72	57	A Ohio	44 58	104	A Cleveland St.	67 69				
47	H Arkansas St.	44 59	57	H Ohio	56 69	111	A Eastern Mich.	52 70				
48	A Duquesne	60 86	78	H Youngstown St.	49 68	111	H Eastern Mich.	53 70				
			81	A Akron	67 74	119	A Ball St.	47 85				
			81	H Akron	53 54	121	A Toledo	49 67				
			90	H Western Mich.	55 78	139	A Buffalo	57 59				
						139	H Buffalo	58 68				
						152	N Dartmouth	49 60				
						171	H Belmont	58 55				
						174	A Central Mich.	63 65				
						174	H Central Mich.	62 83				
						246	N A&M-Corpus Christi	47 57				
						250	A Northern Ill.	49 66				
						250	H Northern Ill.	54 52				
						264	A Colgate	62 61				
						267	A North Dakota St.	68 74				
						275	A Miami (OH)	59 66				
						275	H Miami (OH)	53 69				
						291	A Bowling Green	62 58				
						291	H Bowling Green	55 48				
						303	A New Orleans	55 58				
LAST 12 Division I GAMES:												
111	A Eastern Mich.	52 70	139	A Buffalo	57 59							
139	H Buffalo	58 68	250	H Northern Ill.	54 52							
57	H Ohio	56 69	275	H Miami (OH)	53 69							
275	A Miami (OH)	59 66	57	A Ohio	44 58							
81	H Akron	53 54	111	H Eastern Mich.	53 70							
291	A Bowling Green	62 58	81	A Akron	67 74							

Non-Div I Games:

Kent St.

■ Loss, 
■ Non-Conf, S Site, 
■ Home 
■ Away 
N Neutral



Average RPI Win:	285	WON-LOST	WINNING	LAST 10	STRENGTH OF	OPP. STRENGTH	TEAM	ADJ.	CONF.	ADJ CONF.
Average RPI Loss:	206	RECORD	PCT. RANK	GAMES	SCHEDULE	OF SCHEDULE	RPI	RPI	RPI	RPI
DIV. I ONLY	9- 21	277	3- 7	291	328	310	310	29	29	
DIV. I NON-CONF.	3- 8	263	0- 0	194	343	290	290	28	28	
TOTALS	RPI 1-25	RPI 26-50	W-L RECORDS	RPI 51-100	RPI 101-150	RPI 150+				
9- 21	0- 0	0- 0	OVERALL	0- 1	1- 3	8- 17				
6- 9	0- 0	0- 0	HOME	0- 0	1- 1	5- 8				
3- 12	0- 0	0- 0	AWAY	0- 1	0- 2	3- 9				
0- 0	0- 0	0- 0	NEUTRAL	0- 0	0- 0	0- 0				
3- 8	0- 0	0- 0	NON-CONFERENCE	0- 1	1- 3	2- 4				
2- 4	0- 0	0- 0	HOME	0- 0	1- 1	1- 3				
1- 4	0- 0	0- 0	AWAY	0- 1	0- 2	1- 1				
0- 0	0- 0	0- 0	NEUTRAL	0- 0	0- 0	0- 0				
6- 13	0- 0	0- 0	CONFERENCE	0- 0	0- 0	6- 13				
4- 5	0- 0	0- 0	HOME	0- 0	0- 0	4- 5				
2- 8	0- 0	0- 0	AWAY	0- 0	0- 0	2- 8				
0- 0	0- 0	0- 0	NEUTRAL	0- 0	0- 0	0- 0				

RPI S	Opponent	Score	RPI S	Opponent	Score	RPI S	Opponent	Score	RPI S	Opponent	Score	Team's RPI: 310
						95	A Maine	59 65	110	A Long Beach St.	63 71	
									125	A Bakersfield	53 84	
									136	H Rhode Island	49 66	
									139	H Buffalo	79 73	
									156	A Bryant	85 88	
									156	H Bryant	66 79	
									165	A Central Conn. St.	51 72	
									165	A Central Conn. St.	70 75	
									165	H Central Conn. St.	54 68	
									181	A Robert Morris	46 67	
									181	H Robert Morris	58 77	
									184	H La Salle	66 71	
									217	A Sacred Heart	71 78	
									217	H Sacred Heart	77 74	
									241	H Monmouth	57 78	
									252	A St. Francis Brooklyn	53 62	
									252	H St. Francis Brooklyn	49 73	
									278	H Rider	56 59	
									290	A Columbia	45 54	
									296	A NJIT	57 48	
									301	A Fairleigh Dickinson	79 75	
									301	H Fairleigh Dickinson	81 71	
									320	A Saint Francis (PA)	75 87	
									320	H Saint Francis (PA)	84 79	
									321	A Mt. St. Mary's	48 45	
									321	H Mt. St. Mary's	69 76	
LAST 12 Division I GAMES:												
165	A	Central Conn. St.	51	72	320	A	Saint Francis (PA)	75	87			
252	H	St. Francis Brooklyn	49	73	181	H	Robert Morris	58	77			
217	A	Sacred Heart	71	78	320	H	Saint Francis (PA)	84	79			
321	A	Mt. St. Mary's	48	45	165	H	Central Conn. St.	54	68			
326	H	Wagner	75	47	252	A	St. Francis Brooklyn	53	62			
181	A	Robert Morris	46	67	156	A	Bryant	85	88			

Non-Div I Games:

LIU Brooklyn

■ Loss, 
 ■ Non-Conf, S Site, 
 ■ Home 
 ■ Away 
 N Neutral

RPI	S	Opponent	Score	
326	A	Wagner	69	72
326	H	Wagner	75	47
340	H	Howard	83	74

LIU Brooklyn

Average RPI Win:	152	WON-LOST	WINNING	LAST 10	STRENGTH OF	OPP. STRENGTH	TEAM	ADJ.	CONF.	ADJ CONF.
Average RPI Loss:	55	RECORD	PCT. RANK	GAMES	SCHEDULE	OF SCHEDULE	RPI	RPI	RPI	RPI
DIV. I ONLY	17- 13	125	6- 4	25	52	58	58	2	2	
DIV. I NON-CONF.	6- 6	158	0- 0	241	193	222	222	4	4	
<hr/>										
TOTALS	RPI 1-25	RPI 26-50	W-L RECORDS	RPI 51-100	RPI 101-150	RPI 150+				
17- 13	1- 4	3- 4	OVERALL	3- 3	2- 1	8- 1				
11- 4	1- 1	1- 2	HOME	3- 1	2- 0	4- 0				
4- 7	0- 2	1- 2	AWAY	0- 2	0- 1	3- 0				
2- 2	0- 1	1- 0	NEUTRAL	0- 0	0- 0	1- 1				
6- 6	0- 0	0- 2	NON-CONFERENCE	0- 2	1- 1	5- 1				
4- 3	0- 0	0- 2	HOME	0- 1	1- 0	3- 0				
1- 2	0- 0	0- 0	AWAY	0- 1	0- 1	1- 0				
1- 1	0- 0	0- 0	NEUTRAL	0- 0	0- 0	1- 1				
11- 7	1- 4	3- 2	CONFERENCE	3- 1	1- 0	3- 0				
7- 1	1- 1	1- 0	HOME	3- 0	1- 0	1- 0				
3- 5	0- 2	1- 2	AWAY	0- 1	0- 0	2- 0				
1- 1	0- 1	1- 0	NEUTRAL	0- 0	0- 0	0- 0				

RPI 1-25				RPI 26-50				RPI 51-100 Team's RPI: 58				RPI 101+			
RPI	S	Opponent	Score	RPI	S	Opponent	Score	RPI	S	Opponent	Score	RPI	S	Opponent	Score
2	A	Tennessee	58 75	29	A	Mississippi St.	71 69	53	H	Tulane	45 51	103	H	Missouri	74 65
3	A	South Carolina	62 86	32	H	UALR	54 70	59	H	Georgia	64 52	110	A	Long Beach St.	44 59
3	H	South Carolina	51 75	33	A	Texas A&M	48 55	62	H	Vanderbilt	64 44	114	H	Louisiana Tech	73 59
3	N	South Carolina	54 74	33	H	Texas A&M	80 63	67	A	Miami (FL)	71 76	151	A	Auburn	60 49
8	H	Kentucky	84 79	33	N	Texas A&M	71 65	100	A	Ole Miss	57 58	161	A	Florida	68 65
				42	H	Rutgers	57 64	100	H	Ole Miss	70 41	201	H	Alabama	51 39
				44	A	Arkansas	41 63					224	N	Santa Clara	67 69
												272	H	Jackson St.	52 44
												295	H	Sam Houston St.	71 45
												308	N	UNC Greensboro	82 61
												328	A	UC Santa Barbara	78 45
												332	H	Southeastern La.	75 42
<hr/>															
LAST 12 Division I GAMES:															
		3 N South Carolina	54 74			3 A South Carolina	62 86								
		33 N Texas A&M	71 65			201 H Alabama	51 39								
		33 H Texas A&M	80 63			151 A Auburn	60 49								
		100 A Ole Miss	57 58			103 H Missouri	74 65								
		44 A Arkansas	41 63			100 H Ole Miss	70 41								
		59 H Georgia	64 52			2 A Tennessee	58 75								

Non-Div I Games:

LSU

■ Loss, 
 ■ Non-Conf, S Site, 
 ■ Home 
 ■ Away 
 N Neutral

Average RPI Win:	227	WON-LOST	WINNING	LAST 10	STRENGTH OF	OPP. STRENGTH	TEAM	ADJ.	CONF.	ADJ CONF.
Average RPI Loss:	99	RECORD	PCT. RANK	GAMES	SCHEDULE	OF SCHEDULE	RPI	RPI	RPI	RPI
DIV. I ONLY	15- 16	183	4- 6	199	94	184	184	6	6	
DIV. I NON-CONF.	9- 4	84	0- 0	263	230	106	106	6	6	
TOTALS	RPI 1-25	RPI 26-50	W-L RECORDS	RPI 51-100	RPI 101-150	RPI 150+				
15- 16	0- 2	0- 1	OVERALL	0- 7	2- 4	13- 2				
7- 6	0- 1	0- 1	HOME	0- 2	1- 1	6- 1				
6- 8	0- 0	0- 0	AWAY	0- 1	1- 0	5- 0				
2- 2	0- 0	0- 0	NEUTRAL	0- 1	0- 1	2- 0				
9- 4	0- 0	0- 0	NON-CONFERENCE	0- 3	0- 1	9- 0				
5- 0	0- 0	0- 0	HOME	0- 0	0- 0	5- 0				
3- 3	0- 0	0- 0	AWAY	0- 2	0- 1	3- 0				
1- 1	0- 0	0- 0	NEUTRAL	0- 1	0- 0	1- 0				
6- 12	0- 2	0- 1	CONFERENCE	0- 4	2- 3	4- 2				
2- 6	0- 1	0- 1	HOME	0- 2	1- 1	1- 1				
3- 5	0- 1	0- 0	AWAY	0- 2	1- 1	2- 1				
1- 1	0- 0	0- 0	NEUTRAL	0- 0	0- 1	1- 0				

RPI 1-25				RPI 26-50				RPI 51-100				RPI 101+ Team's RPI: 184			
RPI	S	Opponent	Score	RPI	S	Opponent	Score	RPI	S	Opponent	Score	RPI	S	Opponent	Score
11	H	George Washington	48 67	48	H	Duquesne	66 72	52	A	Penn	29 57	136	A	Rhode Island	54 55
13	A	Dayton	49 91					57	N	Ohio	63 74	136	H	Rhode Island	47 45
								73	H	Fordham	59 70	136	N	Rhode Island	60 65
								75	A	Villanova	36 70	141	A	VCU	74 65
								87	A	Saint Joseph's	64 70	144	A	Temple	72 75
								87	H	Saint Joseph's	55 67	150	H	Saint Louis	47 76
								91	A	Richmond	60 72	166	A	St. Bonaventure	66 53
												175	H	William & Mary	78 71
												178	H	Fairfield	73 59
												181	A	Robert Morris	75 61
												194	A	Massachusetts	68 71
												194	H	Massachusetts	71 69
												229	A	Georgia St.	76 68
												236	H	George Mason	71 73
												243	N	Towson	62 49
												259	H	UMBC	65 62
												263	A	Davidson	63 54
												263	N	Davidson	74 63
												310	A	LIU Brooklyn	71 66
												323	H	Manhattan	61 48
												340	H	Howard	65 64
LAST 12 Division I GAMES:															
136	N	Rhode Island	60 65	91	A	Richmond	60 72								
263	N	Davidson	74 63	48	H	Duquesne	66 72								
87	H	Saint Joseph's	55 67	194	H	Massachusetts	71 69								
166	A	St. Bonaventure	66 53	87	A	Saint Joseph's	64 70								
13	A	Dayton	49 91	141	A	VCU	74 65								
136	H	Rhode Island	47 45	11	H	George Washington	48 67								

Non-Div I Games:

La Salle

■ Loss, 
 ■ Non-Conf, S Site, 
 ■ Home 
 ■ Away 
 N Neutral



## La.-Lafayette

Through Games Of March 11, 2015

Average RPI Win:	218	WON-LOST	WINNING	LAST 10	STRENGTH OF	OPP. STRENGTH	TEAM	ADJ.	CONF.	ADJ CONF.
Average RPI Loss:	127	RECORD	PCT. RANK	GAMES	SCHEDULE	OF SCHEDULE	RPI	RPI	RPI	RPI
DIV. I ONLY	17- 11	105	5- 5	214	185	142	142	13	13	
DIV. I NON-CONF.	6- 1	26	0- 0	261	320	92	92	13	13	
TOTALS	RPI 1-25	RPI 26-50	W-L RECORDS	RPI 51-100	RPI 101-150	RPI 150+				
17- 11	0- 0	1- 4	OVERALL	0- 0	4- 2	12- 5				
9- 5	0- 0	1- 2	HOME	0- 0	2- 1	6- 2				
7- 6	0- 0	0- 2	AWAY	0- 0	1- 1	6- 3				
1- 0	0- 0	0- 0	NEUTRAL	0- 0	1- 0	0- 0				
6- 1	0- 0	0- 1	NON-CONFERENCE	0- 0	1- 0	5- 0				
3- 1	0- 0	0- 1	HOME	0- 0	1- 0	2- 0				
3- 0	0- 0	0- 0	AWAY	0- 0	0- 0	3- 0				
0- 0	0- 0	0- 0	NEUTRAL	0- 0	0- 0	0- 0				
11- 10	0- 0	1- 3	CONFERENCE	0- 0	3- 2	7- 5				
6- 4	0- 0	1- 1	HOME	0- 0	1- 1	4- 2				
4- 6	0- 0	0- 2	AWAY	0- 0	1- 1	3- 3				
1- 0	0- 0	0- 0	NEUTRAL	0- 0	1- 0	0- 0				

RPI 1-25			RPI 26-50			RPI 51-100			RPI 101+ Team's RPI: 142						
RPI	S	Opponent	Score	RPI	S	Opponent	Score	RPI	S	Opponent	Score	RPI	S	Opponent	Score
				29	H	Mississippi St.	51 66					112	A	Troy	63 68
				32	A	UALR	41 67					112	H	Troy	55 60
				32	H	UALR	66 68					112	N	Troy	66 52
				47	A	Arkansas St.	65 87					114	H	Louisiana Tech	58 55
				47	H	Arkansas St.	69 57					140	A	Texas St.	83 81
												140	H	Texas St.	64 41
												163	A	Texas-Arlington	42 56
												163	H	Texas-Arlington	51 57
												173	A	Appalachian St.	51 63
												173	H	Appalachian St.	70 66
												183	A	Lamar	75 55
												219	A	La.-Monroe	68 65
												219	H	La.-Monroe	60 67
												229	A	Georgia St.	63 56
												229	H	Georgia St.	68 52
												272	H	Jackson St.	65 56
												295	H	Sam Houston St.	65 46
												297	A	Ga. Southern	69 57
												297	H	Ga. Southern	62 35
												313	A	Alcorn	64 57
												318	A	South Ala.	47 57
												318	H	South Ala.	65 58
												332	A	Southeastern La.	71 60
LAST 12 Division I GAMES:															
				112	N	Troy	66 52					112	A	Troy	63 68
				47	A	Arkansas St.	65 87					219	A	La.-Monroe	68 65
				32	H	UALR	66 68					163	H	Texas-Arlington	51 57
				297	H	Ga. Southern	62 35					173	H	Appalachian St.	70 66
				163	A	Texas-Arlington	42 56					140	A	Texas St.	83 81
				140	H	Texas St.	64 41					318	A	South Ala.	47 57

Non-Div I Games: Xavier (LA) 69 53 Southern-N.O. 58 52

La.-Lafayette

■ Loss, 
 ■ Non-Conf, S Site, 
 ■ Home 
 ■ Away 
 N Neutral

Average RPI Win:	228	WON-LOST	WINNING	LAST 10	STRENGTH OF	OPP. STRENGTH	TEAM	ADJ.	CONF.	ADJ CONF.
Average RPI Loss:	130	RECORD	PCT. RANK	GAMES	SCHEDULE	OF SCHEDULE	RPI	RPI	RPI	RPI
DIV. I ONLY	9- 17	259	4- 6	102	209	219	219	13	13	
DIV. I NON-CONF.	1- 5	311	0- 0	14	342	222	222	13	13	
TOTALS	RPI 1-25	RPI 26-50	W-L RECORDS	RPI 51-100	RPI 101-150	RPI 150+				
9- 17	0- 0	0- 6	OVERALL	0- 0	2- 5	7- 6				
5- 6	0- 0	0- 2	HOME	0- 0	1- 2	4- 2				
4- 10	0- 0	0- 4	AWAY	0- 0	1- 3	3- 3				
0- 1	0- 0	0- 0	NEUTRAL	0- 0	0- 0	0- 1				
1- 5	0- 0	0- 2	NON-CONFERENCE	0- 0	0- 1	1- 2				
1- 0	0- 0	0- 0	HOME	0- 0	0- 0	1- 0				
0- 4	0- 0	0- 2	AWAY	0- 0	0- 1	0- 1				
0- 1	0- 0	0- 0	NEUTRAL	0- 0	0- 0	0- 1				
8- 12	0- 0	0- 4	CONFERENCE	0- 0	2- 4	6- 4				
4- 6	0- 0	0- 2	HOME	0- 0	1- 2	3- 2				
4- 6	0- 0	0- 2	AWAY	0- 0	1- 2	3- 2				
0- 0	0- 0	0- 0	NEUTRAL	0- 0	0- 0	0- 0				

RPI 1-25			RPI 26-50			RPI 51-100			RPI 101+			Team's RPI: 219
RPI	S	Opponent	Score	RPI	S	Opponent	Score	RPI	S	Opponent	Score	Score
				29	A	Mississippi St.	46 80	112	A	Troy	51 90	
				32	A	UALR	44 68	112	H	Troy	77 82	
				32	H	UALR	41 79	127	A	Stephen F. Austin	54 82	
				38	A	Wichita St.	42 57	140	A	Texas St.	64 70	
				47	A	Arkansas St.	61 69	140	H	Texas St.	90 84	
				47	H	Arkansas St.	57 77	142	A	La.-Lafayette	67 60	
								142	H	La.-Lafayette	65 68	
								163	A	Texas-Arlington	63 51	
								163	H	Texas-Arlington	56 51	
								173	A	Appalachian St.	61 80	
								173	H	Appalachian St.	54 55	
								211	H	McNeese St.	66 63	
								229	A	Georgia St.	72 80	
								229	H	Georgia St.	61 66	
								236	N	George Mason	53 65	
								297	A	Ga. Southern	58 50	
								297	H	Ga. Southern	72 66	
								313	A	Alcorn	53 62	
								318	A	South Ala.	45 38	
								318	H	South Ala.	55 53	
LAST 12 Division I GAMES:												
140	H	Texas St.	90 84	142	H	La.-Lafayette	65 68					
229	H	Georgia St.	61 66	297	A	Ga. Southern	58 50					
173	A	Appalachian St.	61 80	32	A	UALR	44 68					
318	A	South Ala.	45 38	318	H	South Ala.	55 53					
47	A	Arkansas St.	61 69	112	A	Troy	51 90					
173	H	Appalachian St.	54 55	297	H	Ga. Southern	72 66					

Non-Div I Games: Southern Ark. 78 67 LSU-Alexandria 94 49 William Carey 68 35

La.-Monroe

Loss, Non-Conf, S Site, H Home A Away N Neutral

Average RPI Win:	228	WON-LOST	WINNING	LAST 10	STRENGTH OF	OPP. STRENGTH	TEAM	ADJ.	CONF.	ADJ CONF.
Average RPI Loss:	150	RECORD	PCT. RANK	GAMES	SCHEDULE	OF SCHEDULE	RPI	RPI	RPI	RPI
DIV. I ONLY	14- 17	205	3- 7	192	218	213	213	18	18	
DIV. I NON-CONF.	7- 4	107	0- 0	161	246	82	82	20	20	
TOTALS	RPI 1-25	RPI 26-50	W-L RECORDS	RPI 51-100	RPI 101-150	RPI 150+				
14- 17	0- 1	0- 1	OVERALL	2- 4	2- 1	10- 10				
10- 4	0- 0	0- 0	HOME	2- 1	2- 0	6- 3				
4- 13	0- 1	0- 1	AWAY	0- 3	0- 1	4- 7				
0- 0	0- 0	0- 0	NEUTRAL	0- 0	0- 0	0- 0				
7- 4	0- 1	0- 1	NON-CONFERENCE	1- 0	1- 0	5- 2				
4- 0	0- 0	0- 0	HOME	1- 0	1- 0	2- 0				
3- 4	0- 1	0- 1	AWAY	0- 0	0- 0	3- 2				
0- 0	0- 0	0- 0	NEUTRAL	0- 0	0- 0	0- 0				
7- 13	0- 0	0- 0	CONFERENCE	1- 4	1- 1	5- 8				
6- 4	0- 0	0- 0	HOME	1- 1	1- 0	4- 3				
1- 9	0- 0	0- 0	AWAY	0- 3	0- 1	1- 5				
0- 0	0- 0	0- 0	NEUTRAL	0- 0	0- 0	0- 0				

RPI 1-25				RPI 26-50				RPI 51-100				RPI 101+				Team's RPI: 213	
RPI	S	Opponent	Score	RPI	S	Opponent	Score	RPI	S	Opponent	Score	RPI	S	Opponent	Score		
7	A	Louisville	61 102	39	A	Seton Hall	63 80	51	A	American	44 63	107	A	Lehigh	60 65		
								51	A	American	56 79	107	H	Lehigh	59 51		
								51	H	American	58 74	145	H	Hartford	74 59		
								52	H	Penn	60 57	160	A	Bucknell	37 51		
								98	A	Army	41 57	160	H	Bucknell	71 77		
								98	H	Army	71 60	185	A	Holy Cross	53 59		
												185	H	Holy Cross	46 64		
												189	A	Stony Brook	58 60		
												196	A	Navy	52 65		
												196	H	Navy	60 65		
												198	H	Delaware	63 52		
												252	A	St. Francis Brooklyn	73 51		
												264	A	Colgate	36 49		
												264	H	Colgate	58 56		
												278	A	Rider	66 48		
												286	A	Loyola Maryland	57 49		
												286	H	Loyola Maryland	69 63		
												286	H	Loyola Maryland	58 46		
												290	A	Columbia	65 72		
												296	H	NJIT	66 50		
												322	A	Boston U.	49 56		
												322	H	Boston U.	67 60		
												327	A	Saint Peter's	49 34		
LAST 12 Division I GAMES:																	
				51	A	American	56 79	51	H	American	58 74						
				286	H	Loyola Maryland	58 46	286	H	Loyola Maryland	69 63						
				98	A	Army	41 57	322	A	Boston U.	49 56						
				264	A	Colgate	36 49	160	A	Bucknell	37 51						
				107	H	Lehigh	59 51	196	H	Navy	60 65						
				185	A	Holy Cross	53 59	264	H	Colgate	58 56						

Non-Div I Games:

Lafayette

■ Loss, 
 ■ Non-Conf, S Site, 
 ■ Home 
 ■ Away 
 N Neutral

Average RPI Win: <b>277</b>	WON-LOST	WINNING	LAST 10	STRENGTH OF	OPP. STRENGTH	TEAM	ADJ.	CONF.	ADJ CONF.
Average RPI Loss: <b>144</b>	RECORD	PCT. RANK	GAMES	SCHEDULE	OF SCHEDULE	RPI	RPI	RPI	RPI
DIV. I ONLY	14- 12	150	8- 2	252	286	183	183	27	27
DIV. I NON-CONF.	0- 8	339	0- 0	87	81	307	307	27	27
TOTALS	RPI 1-25	RPI 26-50	W-L RECORDS	RPI 51-100	RPI 101-150	RPI 150+			
14- 12	0- 1	0- 0	OVERALL	0- 2	0- 5	14- 4			
8- 3	0- 0	0- 0	HOME	0- 0	0- 2	8- 1			
6- 9	0- 1	0- 0	AWAY	0- 2	0- 3	6- 3			
0- 0	0- 0	0- 0	NEUTRAL	0- 0	0- 0	0- 0			
0- 8	0- 1	0- 0	NON-CONFERENCE	0- 2	0- 3	0- 2			
0- 2	0- 0	0- 0	HOME	0- 0	0- 1	0- 1			
0- 6	0- 1	0- 0	AWAY	0- 2	0- 2	0- 1			
0- 0	0- 0	0- 0	NEUTRAL	0- 0	0- 0	0- 0			
14- 4	0- 0	0- 0	CONFERENCE	0- 0	0- 2	14- 2			
8- 1	0- 0	0- 0	HOME	0- 0	0- 1	8- 0			
6- 3	0- 0	0- 0	AWAY	0- 0	0- 1	6- 2			
0- 0	0- 0	0- 0	NEUTRAL	0- 0	0- 0	0- 0			

RPI 1-25				RPI 26-50				RPI 51-100				RPI 101+ Team's RPI: 183			
RPI	S	Opponent	Score	RPI	S	Opponent	Score	RPI	S	Opponent	Score	RPI	S	Opponent	Score
22	A	Oklahoma	73 <b>100</b>					74	A	TCU	68 <b>72</b>	115	A	Tulsa	69 <b>73</b>
								88	A	Wright St.	61 <b>82</b>	127	A	Stephen F. Austin	60 <b>71</b>
												127	H	Stephen F. Austin	55 <b>59</b>
												140	A	Texas St.	72 <b>79</b>
												142	H	La.-Lafayette	55 <b>75</b>
												172	H	UTSA	40 <b>72</b>
												210	H	Nicholls St.	67 62
												211	A	McNeese St.	77 <b>98</b>
												211	H	McNeese St.	75 67
												227	A	Northwestern St.	82 72
												246	A	A&M-Corpus Christi	51 <b>56</b>
												249	H	Central Ark.	82 46
												257	A	Abilene Christian	73 58
												257	H	Abilene Christian	76 72
												268	A	Rice	63 <b>97</b>
												283	A	Houston Baptist	80 64
												283	H	Houston Baptist	79 62
												295	A	Sam Houston St.	87 68
												295	H	Sam Houston St.	92 73
												303	A	New Orleans	64 54
												332	H	Southeastern La.	83 60
												341	A	Incarnate Word	67 45
												341	H	Incarnate Word	81 64
LAST 12 Division I GAMES:															
295	H	Sam Houston St.	92 73	341	A	Incarnate Word	67 45								
341	H	Incarnate Word	81 64	257	A	Abilene Christian	73 58								
211	A	McNeese St.	77 <b>98</b>	257	H	Abilene Christian	76 72								
211	H	McNeese St.	75 67	295	A	Sam Houston St.	87 68								
127	A	Stephen F. Austin	60 <b>71</b>	283	A	Houston Baptist	80 64								
283	H	Houston Baptist	79 62	127	H	Stephen F. Austin	55 <b>59</b>								

Non-Div I Games:      Huston-Tillotson    95    47      St. Thomas (TX)    67    35      Ohio Valley      93    42

Lamar

Loss, Non-Conf, S Site, H Home A Away N Neutral

Average RPI Win: <b>217</b>	WON-LOST	WINNING	LAST 10	STRENGTH OF	OPP. STRENGTH	TEAM	ADJ.	CONF.	ADJ CONF.
Average RPI Loss: <b>143</b>	RECORD	PCT. RANK	GAMES	SCHEDULE	OF SCHEDULE	RPI	RPI	RPI	RPI
DIV. I ONLY	<b>18- 11</b>	<b>94</b>	<b>4- 6</b>	<b>180</b>	<b>223</b>	<b>107</b>	<b>107</b>	<b>18</b>	<b>18</b>
DIV. I NON-CONF.	<b>7- 2</b>	<b>47</b>	<b>0- 0</b>	<b>179</b>	<b>199</b>	<b>62</b>	<b>62</b>	<b>20</b>	<b>20</b>
TOTALS	RPI 1-25	RPI 26-50	W-L RECORDS	RPI 51-100	RPI 101-150	RPI 150+			
18- 11	0- 1	0- 1	OVERALL	3- 3	1- 0	14- 6			
7- 4	0- 0	0- 1	HOME	1- 1	1- 0	5- 2			
10- 7	0- 1	0- 0	AWAY	2- 2	0- 0	8- 4			
1- 0	0- 0	0- 0	NEUTRAL	0- 0	0- 0	1- 0			
7- 2	0- 1	0- 1	NON-CONFERENCE	1- 0	1- 0	5- 0			
1- 1	0- 0	0- 1	HOME	0- 0	1- 0	0- 0			
5- 1	0- 1	0- 0	AWAY	1- 0	0- 0	4- 0			
1- 0	0- 0	0- 0	NEUTRAL	0- 0	0- 0	1- 0			
11- 9	0- 0	0- 0	CONFERENCE	2- 3	0- 0	9- 6			
6- 3	0- 0	0- 0	HOME	1- 1	0- 0	5- 2			
5- 6	0- 0	0- 0	AWAY	1- 2	0- 0	4- 4			
0- 0	0- 0	0- 0	NEUTRAL	0- 0	0- 0	0- 0			

RPI 1-25				RPI 26-50				RPI 51-100				RPI 101+				Team's RPI: 107	
RPI	S	Opponent	Score	RPI	S	Opponent	Score	RPI	S	Opponent	Score	RPI	S	Opponent	Score		
15	A	Arizona St.	61 81	48	H	Duquesne	75 82	51	A	American	64 74	113	H	Hampton	85 67		
								51	H	American	73 75	160	A	Bucknell	61 69		
								87	A	Saint Joseph's	73 71	160	H	Bucknell	76 61		
								98	A	Army	76 57	185	A	Holy Cross	75 62		
								98	A	Army	62 66	185	A	Holy Cross	66 60		
								98	H	Army	63 51	185	H	Holy Cross	71 58		
												196	A	Navy	44 47		
												196	H	Navy	44 50		
												213	A	Lafayette	51 59		
												213	H	Lafayette	65 60		
												217	A	Sacred Heart	85 77		
												241	A	Monmouth	82 70		
												264	A	Colgate	86 68		
												264	H	Colgate	60 61		
												286	A	Loyola Maryland	52 64		
												286	H	Loyola Maryland	75 61		
												296	A	NJIT	74 54		
												302	N	Eastern Ill.	72 69		
												322	A	Boston U.	78 71		
												322	H	Boston U.	85 64		
												327	A	Saint Peter's	70 58		
LAST 12 Division I GAMES:																	
				98	A	Army	76 57					185	H	Holy Cross	71 58		
				185	A	Holy Cross	75 62					51	A	American	64 74		
				264	H	Colgate	60 61					286	H	Loyola Maryland	75 61		
				160	A	Bucknell	61 69					98	A	Army	62 66		
				213	A	Lafayette	51 59					322	A	Boston U.	78 71		
				196	H	Navy	44 50					160	H	Bucknell	76 61		

Non-Div I Games: East Stroudsburg 77 53

Lehigh

■ Loss, 
 ■ Non-Conf, S Site, 
 ■ Home 
 ■ Away 
 N Neutral

Average RPI Loss: 97

Average RPI Win:	245	WON-LOST	WINNING	LAST 10	STRENGTH OF	OPP. STRENGTH	TEAM	ADJ.	CONF.	ADJ CONF.
Average RPI Loss:	97	RECORD	PCT. RANK	GAMES	SCHEDULE	OF SCHEDULE	RPI	RPI	RPI	RPI
DIV. I ONLY	26- 6	22	10- 0	232	277	63	63	28	28	
DIV. I NON-CONF.	4- 5	188	0- 0	104	7	131	131	32	32	
<hr/>										
TOTALS	RPI 1-25		RPI 26-50	W-L RECORDS	RPI 51-100	RPI 101-150		RPI 150+		
26- 6	0- 1		0- 1	OVERALL	1- 1	4- 1		21- 2		
12- 1	0- 0		0- 0	HOME	1- 0	2- 0		9- 1		
10- 4	0- 0		0- 1	AWAY	0- 1	1- 1		9- 1		
4- 1	0- 1		0- 0	NEUTRAL	0- 0	1- 0		3- 0		
<hr/>										
4- 5	0- 1		0- 1	NON-CONFERENCE	1- 1	1- 1		2- 1		
2- 1	0- 0		0- 0	HOME	1- 0	1- 0		0- 1		
1- 3	0- 0		0- 1	AWAY	0- 1	0- 1		1- 0		
1- 1	0- 1		0- 0	NEUTRAL	0- 0	0- 0		1- 0		
<hr/>										
22- 1	0- 0		0- 0	CONFERENCE	0- 0	3- 0		19- 1		
10- 0	0- 0		0- 0	HOME	0- 0	1- 0		9- 0		
9- 1	0- 0		0- 0	AWAY	0- 0	1- 0		8- 1		
3- 0	0- 0		0- 0	NEUTRAL	0- 0	1- 0		2- 0		

RPI 1-25					
RPI	S	Opponent	Score		
3	N	South Carolina	44	84	

RPI 26-50					
RPI	S	Opponent	Score		
43	A	Minnesota	60	74	

RPI 51-100 Team's RPI: 63					
RPI	S	Opponent	Score		
82	A	North Carolina St.	64	67	
87	H	Saint Joseph's	76	75	

RPI 101+					
RPI	S	Opponent	Score		
101	A	Elon	62	73	
141	H	VCU	69	53	
149	A	High Point	58	41	
149	H	High Point	64	47	
149	N	High Point	74	64	
158	H	Charlotte	77	79	
197	A	Winthrop	58	63	
197	H	Winthrop	91	71	
203	A	Campbell	64	57	
203	H	Campbell	64	40	
203	N	Campbell	71	43	
206	A	Radford	72	63	
206	H	Radford	75	39	
226	N	Penn St.	80	68	
229	A	Georgia St.	73	71	
242	A	Presbyterian	63	41	
242	H	Presbyterian	59	42	
279	A	Gardner-Webb	61	48	
279	H	Gardner-Webb	56	47	
306	A	UNC Asheville	67	55	
306	H	UNC Asheville	62	58	
306	N	UNC Asheville	59	51	
334	A	Coastal Caro.	66	47	
334	H	Coastal Caro.	78	64	
344	A	Longwood	65	60	
344	H	Longwood	70	48	

LAST 12 Division I GAMES:					
149	N	High Point	74	64	
203	N	Campbell	71	43	
306	N	UNC Asheville	59	51	
203	A	Campbell	64	57	
197	H	Winthrop	91	71	
348	H	Charleston So.	64	53	
344	A	Longwood	65	60	
242	A	Presbyterian	63	41	
334	H	Coastal Caro.	78	64	
279	A	Gardner-Webb	61	48	
206	H	Radford	75	39	
149	A	High Point	58	41	

Non-Div I Games:

Liberty

Loss, Non-Conf, S Site, H Home A Away N Neutral

L  
i  
b  
e  
r  
t  
y

RPI S Opponent Score

Liberty

Through Games Of March 11, 2015

RPI	S	Opponent	Score	
348	A	Charleston So.	86	51
348	H	Charleston So.	64	53

L  
i  
b  
e  
r  
t  
y

Liberty

Average RPI Win: <b>250</b>	WON-LOST	WINNING	LAST 10	STRENGTH OF	OPP. STRENGTH	TEAM	ADJ.	CONF.	ADJ CONF.
Average RPI Loss: <b>134</b>	RECORD	PCT. RANK	GAMES	SCHEDULE	OF SCHEDULE	RPI	RPI	RPI	RPI
DIV. I ONLY	7- 21	296	0- 10	110	164	253	253	11	11
DIV. I NON-CONF.	4- 9	243	0- 0	217	237	276	276	12	12
TOTALS	RPI 1-25	RPI 26-50	W-L RECORDS	RPI 51-100	RPI 101-150	RPI 150+			
7- 21	0- 3	0- 3	OVERALL	0- 2	0- 3	7- 10			
4- 9	0- 2	0- 1	HOME	0- 1	0- 1	4- 4			
3- 11	0- 1	0- 2	AWAY	0- 1	0- 1	3- 6			
0- 1	0- 0	0- 0	NEUTRAL	0- 0	0- 1	0- 0			
4- 9	0- 1	0- 0	NON-CONFERENCE	0- 2	0- 1	4- 5			
3- 3	0- 1	0- 0	HOME	0- 1	0- 0	3- 1			
1- 5	0- 0	0- 0	AWAY	0- 1	0- 0	1- 4			
0- 1	0- 0	0- 0	NEUTRAL	0- 0	0- 1	0- 0			
3- 12	0- 2	0- 3	CONFERENCE	0- 0	0- 2	3- 5			
1- 6	0- 1	0- 1	HOME	0- 0	0- 1	1- 3			
2- 6	0- 1	0- 2	AWAY	0- 0	0- 1	2- 2			
0- 0	0- 0	0- 0	NEUTRAL	0- 0	0- 0	0- 0			

RPI 1-25					RPI 26-50					RPI 51-100					RPI 101+ Team's RPI: 253				
RPI	S	Opponent	Score		RPI	S	Opponent	Score		RPI	S	Opponent	Score		RPI	S	Opponent	Score	
2	H	Tennessee	51	85	50	A	Stetson	75	103	86	A	Georgia Tech	53	71	116	N	Harvard	63	84
16	A	FGCU	43	69	50	A	Stetson	69	92	88	H	Wright St.	66	79	138	A	Northern Ky.	57	64
16	H	FGCU	49	71	50	H	Stetson	77	82						138	H	Northern Ky.	70	81
															155	H	Tennessee St.	55	73
															162	A	Kennesaw St.	57	75
															162	H	Kennesaw St.	79	61
															171	A	Belmont	60	80
															177	A	UAB	54	72
															191	A	Xavier	38	62
															200	A	Jacksonville	75	63
															200	H	Jacksonville	63	75
															220	A	USC Upstate	68	71
															220	H	USC Upstate	67	76
															239	A	North Florida	71	62
															239	H	North Florida	54	57
															245	A	Morehead St.	61	59
															272	H	Jackson St.	72	45
															297	H	Ga. Southern	80	74
															331	A	Murray St.	71	74
															335	H	Tennessee Tech	72	53
LAST 12 Division I GAMES:																			
50	A	Stetson	69	92	50	A	Stetson	75	103										
162	A	Kennesaw St.	57	75	138	A	Northern Ky.	57	64										
220	H	USC Upstate	67	76	50	H	Stetson	77	82										
200	H	Jacksonville	63	75	16	H	FGCU	49	71										
239	H	North Florida	54	57	239	A	North Florida	71	62										
16	A	FGCU	43	69	200	A	Jacksonville	75	63										

Non-Div I Games: Trevecca Nazarene 95 71

Lipscomb

  Loss, 
  Non-Conf, S Site, 
  Home 
  Away 
N Neutral





## Longwood

Through Games Of March 11, 2015

Average RPI Win:	327	WON-LOST	WINNING	LAST 10	STRENGTH OF	OPP. STRENGTH	TEAM	ADJ.	CONF.	ADJ CONF.
Average RPI Loss:	204	RECORD	PCT. RANK	GAMES	SCHEDULE	OF SCHEDULE	RPI	RPI	RPI	RPI
DIV. I ONLY	4- 26	334	1- 9	313	288	344	344	28	28	
DIV. I NON-CONF.	0- 9	339	0- 0	328	56	349	349	32	32	
TOTALS	RPI 1-25	RPI 26-50	W-L RECORDS	RPI 51-100	RPI 101-150	RPI 150+				
4- 26	0- 0	0- 0	OVERALL	0- 3	0- 3	4- 20				
3- 9	0- 0	0- 0	HOME	0- 1	0- 1	3- 7				
1- 16	0- 0	0- 0	AWAY	0- 1	0- 1	1- 1				
0- 1	0- 0	0- 0	NEUTRAL	0- 0	0- 0	0- 1				
0- 9	0- 0	0- 0	NON-CONFERENCE	0- 1	0- 1	0- 7				
0- 2	0- 0	0- 0	HOME	0- 0	0- 0	0- 2				
0- 7	0- 0	0- 0	AWAY	0- 1	0- 1	0- 5				
0- 0	0- 0	0- 0	NEUTRAL	0- 0	0- 0	0- 0				
4- 17	0- 0	0- 0	CONFERENCE	0- 2	0- 2	4- 13				
3- 7	0- 0	0- 0	HOME	0- 1	0- 1	3- 5				
1- 9	0- 0	0- 0	AWAY	0- 1	0- 1	1- 7				
0- 1	0- 0	0- 0	NEUTRAL	0- 0	0- 0	0- 1				

RPI S	Opponent	Score	RPI S	Opponent	Score	RPI S	Opponent	Score	RPI S	Opponent	Score	Team's RPI: 344
						63	A Liberty	48 70	109	A Virginia	49 91	
						63	H Liberty	60 65	149	A High Point	60 81	
						91	A Richmond	50 80	149	H High Point	63 77	
									161	A Florida	46 91	
									175	A William & Mary	55 90	
									186	A Wake Forest	60 64	
									197	A Winthrop	48 81	
									197	H Winthrop	62 63	
									199	A Virginia Tech	42 74	
									202	A Clemson	56 72	
									203	A Campbell	56 68	
									203	H Campbell	58 65	
									206	A Radford	45 55	
									206	H Radford	60 78	
									236	H George Mason	61 83	
									242	A Presbyterian	48 53	
									242	H Presbyterian	32 36	
									279	A Gardner-Webb	53 80	
									279	H Gardner-Webb	63 59	
									279	N Gardner-Webb	55 63	
									306	A UNC Asheville	77 88	
									306	H UNC Asheville	44 60	
									308	H UNC Greensboro	64 70	
									334	A Coastal Caro.	44 75	
									334	H Coastal Caro.	78 74	
									348	A Charleston So.	58 51	
LAST 12 Division I GAMES:												
			279	N Gardner-Webb	55 63	279	A Gardner-Webb	53 80				
			348	A Charleston So.	58 51	306	A UNC Asheville	77 88				
			242	H Presbyterian	32 36	149	H High Point	63 77				
			63	H Liberty	60 65	203	A Campbell	56 68				
			334	A Coastal Caro.	44 75	197	H Winthrop	62 63				
			206	A Radford	45 55	348	H Charleston So.	79 71				

Non-Div I Games:

Longwood

■ Loss, 
 ■ Non-Conf, S Site, 
 ■ Home 
 ■ Away 
 N Neutral

L  
o  
n  
g  
w  
o  
o  
d

RPI S Opponent Longwood Score

Through Games Of March 11, 2015

RPI	S	Opponent	Score
348	H	Charleston So.	79 71

L  
o  
n  
g  
w  
o  
o  
d

Longwood

Average RPI Win:	214	WON-LOST	WINNING	LAST 10	STRENGTH OF	OPP. STRENGTH	TEAM	ADJ.	CONF.	ADJ CONF.
Average RPI Loss:	126	RECORD	PCT. RANK	GAMES	SCHEDULE	OF SCHEDULE	RPI	RPI	RPI	RPI
DIV. I ONLY	15- 14	167	5- 5	109	197	114	114	17	17	
DIV. I NON-CONF.	4- 6	207	0- 0	119	203	122	122	18	18	
TOTALS	RPI 1-25	RPI 26-50	W-L RECORDS	RPI 51-100	RPI 101-150	RPI 150+				
15- 14	0- 0	0- 2	OVERALL	1- 5	2- 2	12- 5				
6- 4	0- 0	0- 0	HOME	0- 2	0- 1	6- 1				
7- 10	0- 0	0- 0	AWAY	1- 2	1- 0	5- 2				
2- 0	0- 0	0- 0	NEUTRAL	0- 0	1- 0	1- 0				
4- 6	0- 0	0- 1	NON-CONFERENCE	0- 2	2- 1	2- 2				
1- 0	0- 0	0- 0	HOME	0- 0	0- 0	1- 0				
2- 6	0- 0	0- 1	AWAY	0- 2	1- 1	1- 2				
1- 0	0- 0	0- 0	NEUTRAL	0- 0	1- 0	0- 0				
11- 8	0- 0	0- 1	CONFERENCE	1- 3	0- 1	10- 3				
5- 4	0- 0	0- 0	HOME	0- 2	0- 1	5- 1				
5- 4	0- 0	0- 1	AWAY	1- 1	0- 0	4- 2				
1- 0	0- 0	0- 0	NEUTRAL	0- 0	0- 0	1- 0				

RPI S	Opponent	Score	RPI S	Opponent	Score	RPI S	Opponent	Score	RPI S	Opponent	Score	Team's RPI: 114
29	A Mississippi St.	77 81	58	A LSU	59 73	116	N Harvard	83 64				
30	A Western Ky.	66 82	66	A Middle Tenn.	59 82	127	A Stephen F. Austin	76 69				
			66	H Middle Tenn.	44 68	131	H Old Dominion	71 72				
			86	A Georgia Tech	81 96	142	A La.-Lafayette	55 58				
			94	A Southern Miss.	67 64	158	H Charlotte	71 61				
			94	H Southern Miss.	77 79	172	A UTSA	53 60				
						172	H UTSA	79 74				
						177	A UAB	61 55				
						177	H UAB	54 63				
						187	A Marshall	68 67				
						210	H Nicholls St.	80 62				
						221	A Fla. Atlantic	73 68				
						221	N Fla. Atlantic	84 74				
						227	A Northwestern St.	57 69				
						237	A Utah	52 67				
						244	A UTEP	75 88				
						244	H UTEP	90 72				
						268	H Rice	88 71				
						330	H North Texas	92 57				
						333	A FIU	79 56				
						346	A Alabama A&M	70 68				
LAST 12 Division I GAMES:												
221	N Fla. Atlantic	84 74	333	A FIU	79 56							
94	A Southern Miss.	67 64	221	A Fla. Atlantic	73 68							
172	A UTSA	53 60	66	H Middle Tenn.	44 68							
244	A UTEP	75 88	177	H UAB	54 63							
131	H Old Dominion	71 72	187	A Marshall	68 67							
158	H Charlotte	71 61	30	A Western Ky.	66 82							

Non-Div I Games: Loyola (LA) 75 61

Louisiana Tech

■ Loss, 
 ■ Non-Conf, S Site, 
 ■ Home 
 ■ Away 
 N Neutral

Through Games of March 11, 2015									
Average RPI Win: 122	WON-LOST	WINNING	LAST 10	STRENGTH OF	OPP. STRENGTH	TEAM	ADJ.	CONF.	ADJ CONF.
Average RPI Loss: 25	RECORD	PCT. RANK	GAMES	SCHEDULE	OF SCHEDULE	RPI	RPI	RPI	RPI
DIV. I ONLY	25- 6	24	6- 4	11	32	7	7	3	3
DIV. I NON-CONF.	12- 1	7	0- 0	46	98	14	14	3	3
TOTALS	RPI 1-25	RPI 26-50	W-L RECORDS	RPI 51-100	RPI 101-150	RPI 150+			
25- 6	4- 5	4- 0	OVERALL	3- 0	5- 1	9- 0			
16- 1	2- 1	3- 0	HOME	3- 0	5- 0	3- 0			
8- 4	1- 3	1- 0	AWAY	0- 0	0- 1	6- 0			
1- 1	1- 1	0- 0	NEUTRAL	0- 0	0- 0	0- 0			
12- 1	2- 1	1- 0	NON-CONFERENCE	0- 0	3- 0	6- 0			
8- 1	1- 1	1- 0	HOME	0- 0	3- 0	3- 0			
4- 0	1- 0	0- 0	AWAY	0- 0	0- 0	3- 0			
0- 0	0- 0	0- 0	NEUTRAL	0- 0	0- 0	0- 0			
13- 5	2- 4	3- 0	CONFERENCE	3- 0	2- 1	3- 0			
8- 0	1- 0	2- 0	HOME	3- 0	2- 0	0- 0			
4- 4	0- 3	1- 0	AWAY	0- 0	0- 1	3- 0			
1- 1	1- 1	0- 0	NEUTRAL	0- 0	0- 0	0- 0			

RPI	S	Opponent	Score	RPI	S	Opponent	Score	RPI	S	Opponent	Score	RPI	S	Opponent	Score
1	A	Notre Dame	52 68	30	H	Western Ky.	89 67	67	H	Miami (FL)	68 55	109	A	Virginia	59 75
8	H	Kentucky	68 77	36	H	Syracuse	78 58	82	H	North Carolina St.	65 58	109	H	Virginia	67 55
9	H	Iowa	86 52	41	A	Pittsburgh	63 57	86	H	Georgia Tech	75 48	118	H	Boston College	77 60
10	A	Florida St.	63 68	41	H	Pittsburgh	48 35					119	H	Ball St.	69 56
10	N	Florida St.	51 66									131	H	Old Dominion	100 46
14	A	Duke	58 66									134	H	UT Martin	77 43
17	H	North Carolina	75 66									171	H	Belmont	95 35
17	N	North Carolina	77 75									186	A	Wake Forest	79 68
23	A	California	70 57									199	A	Virginia Tech	69 49
												202	A	Clemson	81 49
												213	H	Lafayette	102 61
												216	A	IUPUI	89 69
												251	H	Evansville	73 51
												274	A	Grand Canyon	65 51
												282	A	Valparaiso	86 59
LAST 12 Division I GAMES:															
		10 N Florida St.	51 66			17 H North Carolina	75 66								
		17 N North Carolina	77 75			202 A Clemson	81 49								
		109 A Virginia	59 75			41 H Pittsburgh	48 35								
		118 H Boston College	77 60			14 A Duke	58 66								
		1 A Notre Dame	52 68			36 H Syracuse	78 58								
		199 A Virginia Tech	69 49			67 H Miami (FL)	68 55								

Non-Div I Games:

Louisville

■ Loss, 
 ■ Non-Conf, S Site, 
 ■ Home 
 ■ Away 
 N Neutral

Loyola Chicago

Through Games Of March 11, 2015

Average RPI Win: <b>237</b>	WON-LOST	WINNING	LAST 10	STRENGTH OF	OPP. STRENGTH	TEAM	ADJ.	CONF.	ADJ CONF.
Average RPI Loss: <b>148</b>	RECORD	PCT. RANK	GAMES	SCHEDULE	OF SCHEDULE	RPI	RPI	RPI	RPI
DIV. I ONLY	5- 24	321	3- 7	181	167	307	307	19	19
DIV. I NON-CONF.	2- 9	297	0- 0	110	115	257	257	16	16
TOTALS	RPI 1-25	RPI 26-50	W-L RECORDS	RPI 51-100	RPI 101-150	RPI 150+			
5- 24	0- 0	0- 4	OVERALL	0- 4	1- 5	4- 11			
4- 10	0- 0	0- 2	HOME	0- 3	0- 2	4- 3			
1- 14	0- 0	0- 2	AWAY	0- 1	1- 3	0- 8			
0- 0	0- 0	0- 0	NEUTRAL	0- 0	0- 0	0- 0			
2- 9	0- 0	0- 2	NON-CONFERENCE	0- 2	1- 1	1- 4			
1- 4	0- 0	0- 1	HOME	0- 2	0- 0	1- 1			
1- 5	0- 0	0- 1	AWAY	0- 0	1- 1	0- 3			
0- 0	0- 0	0- 0	NEUTRAL	0- 0	0- 0	0- 0			
3- 15	0- 0	0- 2	CONFERENCE	0- 2	0- 4	3- 7			
3- 6	0- 0	0- 1	HOME	0- 1	0- 2	3- 2			
0- 9	0- 0	0- 1	AWAY	0- 1	0- 2	0- 5			
0- 0	0- 0	0- 0	NEUTRAL	0- 0	0- 0	0- 0			

RPI S	Opponent	Score	RPI S	Opponent	Score	RPI S	Opponent	Score	RPI S	Opponent	Score	Team's RPI: 307
34	A Northwestern	33 70	37	H DePaul	84 109	77	H Michigan St.	38 90	103	A Missouri	45 56	
38	A Wichita St.	55 64	38	H Wichita St.	41 65	79	A Drake	70 74	122	A UNI	64 69	
						79	H Drake	60 86	122	H UNI	58 75	
						86	H Georgia Tech	57 92	123	A Missouri St.	64 83	
									123	H Missouri St.	57 87	
									138	A Northern Ky.	45 38	
									152	A Dartmouth	58 70	
									164	A Southern Ill.	58 64	
									164	H Southern Ill.	70 74	
									169	A Indiana St.	37 64	
									169	H Indiana St.	61 50	
									177	H UAB	51 61	
									208	A Ill.-Chicago	28 63	
									248	A Marquette	71 86	
									251	A Evansville	38 63	
									251	H Evansville	70 58	
									302	H Eastern Ill.	63 52	
									319	A Bradley	57 66	
									319	H Bradley	45 46	
									324	A Illinois St.	56 72	
									324	H Illinois St.	67 53	
LAST 12 Division I GAMES:												
79	A Drake	70 74	38	A Wichita St.	55 64							
122	A UNI	64 69	169	H Indiana St.	61 50							
164	H Southern Ill.	70 74	251	H Evansville	70 58							
324	H Illinois St.	67 53	324	A Illinois St.	56 72							
319	A Bradley	57 66	164	A Southern Ill.	58 64							
123	A Missouri St.	64 83	319	H Bradley	45 46							

Non-Div I Games:

Loyola Chicago

Loss, Non-Conf, S Site, H Home A Away N Neutral

Loyola Maryland

Through Games Of March 11, 2015

Average RPI Win:	254	WON-LOST	WINNING	LAST 10	STRENGTH OF	OPP. STRENGTH	TEAM	ADJ.	CONF.	ADJ CONF.
Average RPI Loss:	152	RECORD	PCT. RANK	GAMES	SCHEDULE	OF SCHEDULE	RPI	RPI	RPI	RPI
DIV. I ONLY	7- 23	301	1- 9	190	170	286	286	18	18	
DIV. I NON-CONF.	2- 9	297	0- 0	198	102	311	311	20	20	
TOTALS	RPI 1-25	RPI 26-50	W-L RECORDS	RPI 51-100	RPI 101-150	RPI 150+				
7- 23	0- 2	0- 1	OVERALL	0- 5	1- 2	6- 13				
5- 10	0- 1	0- 0	HOME	0- 3	1- 1	4- 5				
2- 13	0- 1	0- 1	AWAY	0- 2	0- 1	2- 7				
0- 0	0- 0	0- 0	NEUTRAL	0- 0	0- 0	0- 0				
2- 9	0- 2	0- 1	NON-CONFERENCE	0- 1	0- 1	2- 4				
2- 4	0- 1	0- 0	HOME	0- 1	0- 1	2- 1				
0- 5	0- 1	0- 1	AWAY	0- 0	0- 0	0- 3				
0- 0	0- 0	0- 0	NEUTRAL	0- 0	0- 0	0- 0				
5- 14	0- 0	0- 0	CONFERENCE	0- 4	1- 1	4- 9				
3- 6	0- 0	0- 0	HOME	0- 2	1- 0	2- 4				
2- 8	0- 0	0- 0	AWAY	0- 2	0- 1	2- 5				
0- 0	0- 0	0- 0	NEUTRAL	0- 0	0- 0	0- 0				

RPI 1-25				RPI 26-50				RPI 51-100				RPI 101+ Team's RPI: 286			
RPI	S	Opponent	Score	RPI	S	Opponent	Score	RPI	S	Opponent	Score	RPI	S	Opponent	Score
6	A	Maryland	43 65	41	A	Pittsburgh	46 84	51	A	American	50 62	107	A	Lehigh	61 75
11	H	George Washington	49 72					51	H	American	44 55	107	H	Lehigh	64 52
								69	H	East Carolina	33 82	130	H	Cornell	61 79
								98	A	Army	44 55	160	A	Bucknell	49 66
								98	H	Army	53 62	160	H	Bucknell	61 72
												175	A	William & Mary	71 72
												185	A	Holy Cross	57 51
												185	H	Holy Cross	37 65
												196	A	Navy	50 59
												196	H	Navy	55 49
												213	A	Lafayette	63 69
												213	A	Lafayette	46 58
												213	H	Lafayette	49 57
												243	H	Towson	50 63
												259	A	UMBC	58 81
												264	A	Colgate	53 54
												264	H	Colgate	45 72
												299	A	Georgetown	44 71
												321	H	Mt. St. Mary's	56 49
												322	A	Boston U.	63 53
												322	H	Boston U.	66 55
												327	H	Saint Peter's	59 49
LAST 12 Division I GAMES:															
213	A	Lafayette	46 58	213	A	Lafayette	63 69								
196	A	Navy	50 59	107	A	Lehigh	61 75								
185	H	Holy Cross	37 65	51	H	American	44 55								
264	A	Colgate	53 54	98	H	Army	53 62								
160	H	Bucknell	61 72	185	A	Holy Cross	57 51								
322	H	Boston U.	66 55	264	H	Colgate	45 72								

Non-Div I Games:

Loyola Maryland

Loss, Non-Conf, S Site, H Home A Away N Neutral

Average RPI Win:	238	WON-LOST	WINNING	LAST 10	STRENGTH OF	OPP. STRENGTH	TEAM	ADJ.	CONF.	ADJ CONF.
Average RPI Loss:	114	RECORD	PCT. RANK	GAMES	SCHEDULE	OF SCHEDULE	RPI	RPI	RPI	RPI
DIV. I ONLY	7- 24	304	4- 6	118	112	270	270	9	9	
DIV. I NON-CONF.	2- 9	297	0- 0	173	221	309	309	7	7	
TOTALS	RPI 1-25	RPI 26-50	W-L RECORDS	RPI 51-100	RPI 101-150	RPI 150+				
7- 24	0- 0	0- 6	OVERALL	0- 9	0- 3	7- 6				
5- 10	0- 0	0- 2	HOME	0- 5	0- 2	5- 1				
1- 13	0- 0	0- 3	AWAY	0- 4	0- 1	1- 5				
1- 1	0- 0	0- 1	NEUTRAL	0- 0	0- 0	1- 0				
2- 9	0- 0	0- 1	NON-CONFERENCE	0- 3	0- 1	2- 4				
2- 4	0- 0	0- 0	HOME	0- 2	0- 1	2- 1				
0- 5	0- 0	0- 1	AWAY	0- 1	0- 0	0- 3				
0- 0	0- 0	0- 0	NEUTRAL	0- 0	0- 0	0- 0				
5- 15	0- 0	0- 5	CONFERENCE	0- 6	0- 2	5- 2				
3- 6	0- 0	0- 2	HOME	0- 3	0- 1	3- 0				
1- 8	0- 0	0- 2	AWAY	0- 3	0- 1	1- 2				
1- 1	0- 0	0- 1	NEUTRAL	0- 0	0- 0	1- 0				

RPI S	Opponent	Score	RPI S	Opponent	Score	RPI S	Opponent	Score	RPI S	Opponent	Score	Team's RPI: 270
40	A Gonzaga	62 76	40	H Gonzaga	59 82	55	A San Diego	49 68	135	A San Francisco	75 87	
40	N Gonzaga	50 70	40	H Gonzaga	59 82	55	H San Diego	59 67	135	H San Francisco	65 74	
45	A Oklahoma St.	65 76	40	N Gonzaga	50 70	60	A St. Mary's (CA)	71 72	143	H UC Riverside	55 81	
49	A BYU	59 74	45	A Oklahoma St.	65 76	60	H St. Mary's (CA)	49 56	154	H Cal Poly	79 87	
49	H BYU	63 71	49	A BYU	59 74	61	A Pacific	69 89	177	H UAB	66 61	
			49	H BYU	63 71	61	H Pacific	61 84	224	A Santa Clara	75 63	
						70	H Washington St.	60 87	224	H Santa Clara	82 57	
						72	H Hawaii	76 85	230	A Pepperdine	91 98	
						96	A Southern California	54 96	230	H Pepperdine	74 57	
									230	N Pepperdine	68 67	
									233	A UNLV	76 91	
									266	A Northern Ariz.	64 82	
									291	H Bowling Green	51 48	
									292	A Portland	65 83	
									292	H Portland	77 73	
									300	A Seattle	57 62	
LAST 12 Division I GAMES:												
40	N Gonzaga	50 70	40	H Gonzaga	59 82							
230	N Pepperdine	68 67	49	A BYU	59 74							
230	H Pepperdine	74 57	55	A San Diego	49 68							
224	A Santa Clara	75 63	61	H Pacific	61 84							
135	A San Francisco	75 87	60	H St. Mary's (CA)	49 56							
292	H Portland	77 73	135	H San Francisco	65 74							

Non-Div I Games:

Loyola Marymount

■ Loss, 
■ Non-Conf, S Site, 
■ Home 
■ Away 
N Neutral



Average RPI Win: <b>220</b>	WON-LOST	WINNING	LAST 10	STRENGTH OF	OPP. STRENGTH	TEAM	ADJ.	CONF.	ADJ CONF.
Average RPI Loss: <b>143</b>	RECORD	PCT. RANK	GAMES	SCHEDULE	OF SCHEDULE	RPI	RPI	RPI	RPI
DIV. I ONLY	23- 8	41	8- 2	259	184	95	95	23	23
DIV. I NON-CONF.	8- 5	123	0- 0	204	142	138	138	23	23
TOTALS	RPI 1-25	RPI 26-50	W-L RECORDS	RPI 51-100	RPI 101-150	RPI 150+			
23- 8	0- 1	0- 0	OVERALL	1- 1	4- 2	18- 4			
13- 2	0- 0	0- 0	HOME	0- 1	3- 0	10- 1			
10- 4	0- 0	0- 0	AWAY	1- 0	1- 1	8- 3			
0- 2	0- 1	0- 0	NEUTRAL	0- 0	0- 1	0- 0			
8- 5	0- 1	0- 0	NON-CONFERENCE	0- 0	2- 1	6- 3			
6- 1	0- 0	0- 0	HOME	0- 0	2- 0	4- 1			
2- 3	0- 0	0- 0	AWAY	0- 0	0- 1	2- 2			
0- 1	0- 1	0- 0	NEUTRAL	0- 0	0- 0	0- 0			
15- 3	0- 0	0- 0	CONFERENCE	1- 1	2- 1	12- 1			
7- 1	0- 0	0- 0	HOME	0- 1	1- 0	6- 0			
8- 1	0- 0	0- 0	AWAY	1- 0	1- 0	6- 1			
0- 1	0- 0	0- 0	NEUTRAL	0- 0	0- 1	0- 0			

RPI 1-25				RPI 26-50				RPI 51-100				Team's RPI: 95		RPI 101+			
RPI	S	Opponent	Score	RPI	S	Opponent	Score	RPI	S	Opponent	Score	RPI	S	Opponent	Score		
17	N	North Carolina	36 65					80	A	Albany (NY)	52 44	116	H	Harvard	65 46		
								80	H	Albany (NY)	43 49	118	H	Boston College	69 64		
												126	A	Yale	55 57		
												145	A	Hartford	68 57		
												145	H	Hartford	63 45		
												145	N	Hartford	54 65		
												152	H	Dartmouth	53 38		
												156	A	Bryant	52 65		
												165	A	Central Conn. St.	72 58		
												175	A	William & Mary	54 51		
												189	A	Stony Brook	58 55		
												189	H	Stony Brook	57 49		
												194	A	Massachusetts	60 68		
												209	A	New Hampshire	47 61		
												209	H	New Hampshire	87 56		
												217	H	Sacred Heart	58 59		
												218	A	UMass Lowell	74 46		
												218	H	UMass Lowell	68 54		
												232	H	Brown	58 53		
												259	A	UMBC	56 42		
LAST 12 Division I GAMES:																	
				145	N	Hartford	54 65					189	H	Stony Brook	57 49		
				325	A	Binghamton	78 71					218	A	UMass Lowell	74 46		
				209	A	New Hampshire	47 61					145	H	Hartford	63 45		
				259	H	UMBC	61 41					80	A	Albany (NY)	52 44		
				325	A	Binghamton	70 56					209	H	New Hampshire	87 56		
				304	A	Vermont	57 54					259	A	UMBC	56 42		
												259	H	UMBC	61 41		
												304	A	Vermont	57 54		
												304	H	Vermont	74 46		
												305	H	Northeastern	60 51		
												310	H	LIU Brooklyn	65 59		
												325	A	Binghamton	78 71		

Non-Div I Games:

Maine

■ Loss, 
 ■ Non-Conf, S Site, 
 ■ Home 
 ■ Away 
 N Neutral

M  
a  
i  
n  
e

Maine  
RPI S Opponent Score

Through Games Of March 11, 2015

RPI	S	Opponent	Score	
325	A	Binghamton	70	56
325	H	Binghamton	70	48

M  
a  
i  
n  
e

Maine

Average RPI Win:	263	WON-LOST	WINNING	LAST 10	STRENGTH OF	OPP. STRENGTH	TEAM	ADJ.	CONF.	ADJ CONF.
Average RPI Loss:	178	RECORD	PCT. RANK	GAMES	SCHEDULE	OF SCHEDULE	RPI	RPI	RPI	RPI
DIV. I ONLY	3- 27	343	1- 9	174	271	323	323	24	24	
DIV. I NON-CONF.	1- 8	322	0- 0	29	292	239	239	24	24	
TOTALS	RPI 1-25	RPI 26-50	W-L RECORDS	RPI 51-100	RPI 101-150	RPI 150+				
3- 27	0- 2	0- 0	OVERALL	0- 4	0- 3	3- 18				
1- 14	0- 1	0- 0	HOME	0- 2	0- 2	1- 9				
2- 12	0- 1	0- 0	AWAY	0- 2	0- 1	2- 8				
0- 1	0- 0	0- 0	NEUTRAL	0- 0	0- 0	0- 1				
1- 8	0- 0	0- 0	NON-CONFERENCE	0- 4	0- 1	1- 3				
0- 5	0- 0	0- 0	HOME	0- 2	0- 1	0- 2				
1- 3	0- 0	0- 0	AWAY	0- 2	0- 0	1- 1				
0- 0	0- 0	0- 0	NEUTRAL	0- 0	0- 0	0- 0				
2- 19	0- 2	0- 0	CONFERENCE	0- 0	0- 2	2- 15				
1- 9	0- 1	0- 0	HOME	0- 0	0- 1	1- 7				
1- 9	0- 1	0- 0	AWAY	0- 0	0- 1	1- 7				
0- 1	0- 0	0- 0	NEUTRAL	0- 0	0- 0	0- 1				

RPI 1-25				RPI 26-50				RPI 51-100				RPI 101+ Team's RPI: 323			
RPI	S	Opponent	Score	RPI	S	Opponent	Score	RPI	S	Opponent	Score	RPI	S	Opponent	Score
24	A	Quinnipiac	51 85					51	H	American	52 60	117	A	Marist	38 77
24	H	Quinnipiac	71 82					57	A	Ohio	58 82	117	H	Marist	45 67
								73	A	Fordham	41 70	139	H	Buffalo	58 68
								98	H	Army	49 81	168	A	Siena	51 59
												168	H	Siena	51 66
												178	A	Fairfield	26 43
												178	H	Fairfield	54 72
												184	A	La Salle	48 61
												185	A	Holy Cross	66 60
												195	A	Iona	41 60
												195	H	Iona	62 79
												209	H	New Hampshire	54 58
												238	A	Niagara	36 64
												238	H	Niagara	46 53
												238	N	Niagara	51 57
												241	A	Monmouth	67 84
												241	H	Monmouth	69 73
												262	A	Canisius	44 55
												262	H	Canisius	45 56
												278	A	Rider	40 65
												278	H	Rider	55 52
												301	H	Fairleigh Dickinson	54 73
												327	A	Saint Peter's	69 66
												327	H	Saint Peter's	58 68
LAST 12 Division I GAMES:															
238	N	Niagara	51 57	278	A	Rider	40 65								
178	H	Fairfield	54 72	178	A	Fairfield	26 43								
241	A	Monmouth	67 84	327	H	Saint Peter's	58 68								
24	H	Quinnipiac	71 82	195	A	Iona	41 60								
327	A	Saint Peter's	69 66	238	H	Niagara	46 53								
168	H	Siena	51 66	117	A	Marist	38 77								

Non-Div I Games:

Manhattan

■ Loss, 
 ■ Non-Conf, S Site, 
 ■ Home 
 ■ Away 
 N Neutral

Average RPI Win: <b>234</b>	WON-LOST	WINNING	LAST 10	STRENGTH OF	OPP. STRENGTH	TEAM	ADJ.	CONF.	ADJ CONF.
Average RPI Loss: <b>132</b>	RECORD	PCT. RANK	GAMES	SCHEDULE	OF SCHEDULE	RPI	RPI	RPI	RPI
DIV. I ONLY	21- 11	80	6- 4	215	213	117	117	24	24
DIV. I NON-CONF.	4- 5	188	0- 0	116	97	174	174	24	24
-----									
TOTALS	RPI 1-25	RPI 26-50	W-L RECORDS	RPI 51-100	RPI 101-150	RPI 150+			
21- 11	0- 4	1- 1	OVERALL	1- 1	0- 0	19- 5			
10- 4	0- 1	1- 0	HOME	1- 1	0- 0	8- 2			
8- 5	0- 2	0- 0	AWAY	0- 0	0- 0	8- 3			
3- 2	0- 1	0- 1	NEUTRAL	0- 0	0- 0	3- 0			
4- 5	0- 1	1- 1	NON-CONFERENCE	1- 1	0- 0	2- 2			
3- 1	0- 0	1- 0	HOME	1- 1	0- 0	1- 0			
0- 3	0- 1	0- 0	AWAY	0- 0	0- 0	0- 2			
1- 1	0- 0	0- 1	NEUTRAL	0- 0	0- 0	1- 0			
17- 6	0- 3	0- 0	CONFERENCE	0- 0	0- 0	17- 3			
7- 3	0- 1	0- 0	HOME	0- 0	0- 0	7- 2			
8- 2	0- 1	0- 0	AWAY	0- 0	0- 0	8- 1			
2- 1	0- 1	0- 0	NEUTRAL	0- 0	0- 0	2- 0			

RPI 1-25				RPI 26-50				RPI 51-100				RPI 101+				Team's RPI: 117	
RPI	S	Opponent	Score	RPI	S	Opponent	Score	RPI	S	Opponent	Score	RPI	S	Opponent	Score		
4	A	Baylor	60 90	46	H	South Dakota St.	82 64	80	H	Albany (NY)	61 58	168	A	Siena	56 46		
24	A	Quinnipiac	55 73	50	N	Stetson	50 57	85	H	St. John's (NY)	48 49	168	H	Siena	65 58		
24	H	Quinnipiac	62 80									178	A	Fairfield	56 50		
24	N	Quinnipiac	61 72									178	H	Fairfield	55 56		
												178	N	Fairfield	67 50		
												195	A	Iona	63 58		
												195	H	Iona	59 54		
												198	A	Delaware	60 70		
												238	A	Niagara	75 66		
												238	H	Niagara	65 70		
												241	A	Monmouth	63 60		
												241	H	Monmouth	75 65		
												262	A	Canisius	63 49		
												262	H	Canisius	74 64		
												277	N	Utah St.	68 65		
												278	A	Rider	65 56		
												278	H	Rider	60 46		
												305	A	Northeastern	51 58		
												322	H	Boston U.	77 50		
												323	A	Manhattan	67 45		
												323	H	Manhattan	77 38		
												327	A	Saint Peter's	58 66		
												327	H	Saint Peter's	77 51		
												327	N	Saint Peter's	62 57		

Non-Div I Games:

Marist

■ Loss, 
 ■ Non-Conf, S Site, 
 ■ Home 
 ■ Away 
 N Neutral

Average RPI Win: <b>212</b>	WON-LOST	WINNING	LAST 10	STRENGTH OF	OPP. STRENGTH	TEAM	ADJ.	CONF.	ADJ CONF.
Average RPI Loss: <b>113</b>	RECORD	PCT. RANK	GAMES	SCHEDULE	OF SCHEDULE	RPI	RPI	RPI	RPI
DIV. I ONLY	9- 22	286	5- 5	133	76	248	248	10	10
DIV. I NON-CONF.	4- 7	221	0- 0	167	59	248	248	9	9
TOTALS	RPI 1-25	RPI 26-50	W-L RECORDS	RPI 51-100	RPI 101-150	RPI 150+			
9- 22	0- 1	1- 5	OVERALL	1- 7	1- 2	6- 7			
6- 10	0- 0	1- 2	HOME	1- 4	0- 2	4- 2			
2- 11	0- 1	0- 2	AWAY	0- 3	1- 0	1- 5			
1- 1	0- 0	0- 1	NEUTRAL	0- 0	0- 0	1- 0			
4- 7	0- 1	0- 1	NON-CONFERENCE	1- 1	0- 1	3- 3			
4- 3	0- 0	0- 1	HOME	1- 1	0- 1	3- 0			
0- 4	0- 1	0- 0	AWAY	0- 0	0- 0	0- 3			
0- 0	0- 0	0- 0	NEUTRAL	0- 0	0- 0	0- 0			
5- 15	0- 0	1- 4	CONFERENCE	0- 6	1- 1	3- 4			
2- 7	0- 0	1- 1	HOME	0- 3	0- 1	1- 2			
2- 7	0- 0	0- 2	AWAY	0- 3	1- 0	1- 2			
1- 1	0- 0	0- 1	NEUTRAL	0- 0	0- 0	1- 0			

RPI 1-25				RPI 26-50				RPI 51-100				RPI 101+ Team's RPI: 248			
RPI	S	Opponent	Score	RPI	S	Opponent	Score	RPI	S	Opponent	Score	RPI	S	Opponent	Score
14	A	Duke	51 <b>83</b>	26	H	Green Bay	66 <b>94</b>	62	H	Vanderbilt	80 67	138	H	Northern Ky.	68 <b>77</b>
				37	A	DePaul	82 <b>99</b>	71	H	South Dakota	65 <b>69</b>	146	A	Butler	77 74
				37	H	DePaul	67 <b>101</b>	75	A	Villanova	48 <b>68</b>	146	H	Butler	67 <b>76</b>
				39	A	Seton Hall	58 <b>88</b>	75	H	Villanova	59 <b>75</b>	151	A	Auburn	53 <b>79</b>
				39	H	Seton Hall	73 70	85	A	St. John's (NY)	52 <b>67</b>	159	A	Wisconsin	64 <b>89</b>
				39	N	Seton Hall	51 <b>77</b>	85	H	St. John's (NY)	52 <b>64</b>	186	A	Wake Forest	77 <b>89</b>
								89	A	Creighton	60 <b>82</b>	191	A	Xavier	72 <b>91</b>
								89	H	Creighton	75 <b>93</b>	191	H	Xavier	71 <b>74</b>
												234	H	Western Ill.	65 57
												269	A	Providence	72 64
												269	H	Providence	58 <b>66</b>
												269	N	Providence	78 75
												280	H	Milwaukee	85 80
												299	A	Georgetown	76 <b>83</b>
												299	H	Georgetown	80 73
												307	H	Loyola Chicago	86 71
LAST 12 Division I GAMES:															
				39	N	Seton Hall	51 <b>77</b>	85	H	St. John's (NY)	52 <b>64</b>				
				269	N	Providence	78 75	146	A	Butler	77 74				
				37	A	DePaul	82 <b>99</b>	191	A	Xavier	72 <b>91</b>				
				89	A	Creighton	60 <b>82</b>	299	H	Georgetown	80 73				
				269	A	Providence	72 64	75	H	Villanova	59 <b>75</b>				
				39	H	Seton Hall	73 70	89	H	Creighton	75 <b>93</b>				

Non-Div I Games:

Marquette

Average RPI Win: <b>229</b>	WON-LOST	WINNING	LAST 10	STRENGTH OF	OPP. STRENGTH	TEAM	ADJ.	CONF.	ADJ CONF.
Average RPI Loss: <b>147</b>	RECORD	PCT. RANK	GAMES	SCHEDULE	OF SCHEDULE	RPI	RPI	RPI	RPI
DIV. I ONLY	<b>14- 14</b>	<b>172</b>	<b>3- 7</b>	<b>204</b>	<b>228</b>	<b>187</b>	<b>187</b>	<b>17</b>	<b>17</b>
DIV. I NON-CONF.	<b>6- 3</b>	<b>92</b>	<b>0- 0</b>	<b>226</b>	<b>332</b>	<b>102</b>	<b>102</b>	<b>18</b>	<b>18</b>
TOTALS	RPI 1-25	RPI 26-50	W-L RECORDS	RPI 51-100	RPI 101-150	RPI 150+			
14- 14	0- 0	0- 2	OVERALL	1- 2	2- 3	11- 7			
6- 5	0- 0	0- 1	HOME	1- 1	0- 2	5- 1			
7- 7	0- 0	0- 1	AWAY	0- 0	2- 1	5- 5			
1- 2	0- 0	0- 0	NEUTRAL	0- 1	0- 0	1- 1			
6- 3	0- 0	0- 0	NON-CONFERENCE	0- 1	1- 1	5- 1			
2- 0	0- 0	0- 0	HOME	0- 0	0- 0	2- 0			
3- 2	0- 0	0- 0	AWAY	0- 0	1- 1	2- 1			
1- 1	0- 0	0- 0	NEUTRAL	0- 1	0- 0	1- 0			
8- 11	0- 0	0- 2	CONFERENCE	1- 1	1- 2	6- 6			
4- 5	0- 0	0- 1	HOME	1- 1	0- 2	3- 1			
4- 5	0- 0	0- 1	AWAY	0- 0	1- 0	3- 4			
0- 1	0- 0	0- 0	NEUTRAL	0- 0	0- 0	0- 1			

RPI 1-25			RPI 26-50			RPI 51-100			RPI 101+ Team's RPI: 187		
RPI	S	Opponent	Score	RPI	S	Opponent	Score	RPI	S	Opponent	Score
				30	A	Western Ky.	60 <b>74</b>	66	H	Middle Tenn.	48 <b>74</b>
				30	H	Western Ky.	53 <b>67</b>	76	N	West Virginia	56 <b>69</b>
								94	H	Southern Miss.	67 65
LAST 12 Division I GAMES:											
				158	N	Charlotte	52 <b>67</b>	66	H	Middle Tenn.	48 <b>74</b>
				158	H	Charlotte	58 <b>66</b>	30	A	Western Ky.	60 <b>74</b>
				131	H	Old Dominion	55 <b>67</b>	330	A	North Texas	42 <b>45</b>
				221	A	Fla. Atlantic	73 <b>83</b>	268	A	Rice	72 69
				333	A	FIU	74 50	114	H	Louisiana Tech	67 <b>68</b>
				177	H	UAB	71 52	94	H	Southern Miss.	67 65
								333	A	FIU	74 50
								333	H	FIU	67 61
								334	A	Coastal Caro.	77 65

Non-Div I Games: Salem Int'l 84 41 Brescia 127 56

Marshall

Loss, Non-Conf, S Site, H Home A Away N Neutral

Maryland

Through Games Of March 11, 2015

Average RPI Win:	115	WON-LOST	WINNING	LAST 10	STRENGTH OF	OPP. STRENGTH	TEAM	ADJ.	CONF.	ADJ CONF.
Average RPI Loss:	36	RECORD	PCT. RANK	GAMES	SCHEDULE	OF SCHEDULE	RPI	RPI	RPI	RPI
DIV. I ONLY	30- 2	4	10- 0	29	38	6	6	4	4	
DIV. I NON-CONF.	9- 2	35	0- 0	73	101	27	27	2	2	
TOTALS	RPI 1-25	RPI 26-50	W-L RECORDS	RPI 51-100	RPI 101-150	RPI 150+				
30- 2	3- 1	10- 0	OVERALL	5- 1	2- 0	10- 0				
15- 0	2- 0	3- 0	HOME	2- 0	2- 0	6- 0				
11- 1	1- 1	4- 0	AWAY	2- 0	0- 0	4- 0				
4- 1	0- 0	3- 0	NEUTRAL	1- 1	0- 0	0- 0				
9- 2	2- 1	1- 0	NON-CONFERENCE	1- 1	0- 0	5- 0				
6- 0	1- 0	0- 0	HOME	1- 0	0- 0	4- 0				
2- 1	1- 1	0- 0	AWAY	0- 0	0- 0	1- 0				
1- 1	0- 0	1- 0	NEUTRAL	0- 1	0- 0	0- 0				
21- 0	1- 0	9- 0	CONFERENCE	4- 0	2- 0	5- 0				
9- 0	1- 0	3- 0	HOME	1- 0	2- 0	2- 0				
9- 0	0- 0	4- 0	AWAY	2- 0	0- 0	3- 0				
3- 0	0- 0	2- 0	NEUTRAL	1- 0	0- 0	0- 0				

RPI 1-25				Team's RPI: 6				RPI 26-50				RPI 51-100				RPI 101+			
RPI	S	Opponent	Score					RPI	S	Opponent	Score					RPI	S	Opponent	Score
1	A	Notre Dame	72 92					27	H	Ohio St.	87 78					51	H	American	94 50
9	H	Iowa	93 88					27	N	Ohio St.	77 74					68	A	Michigan	91 65
11	A	George Washington	75 65					28	N	James Madison	80 64					70	N	Washington St.	64 70
25	H	South Fla.	85 67					34	A	Northwestern	69 48					77	A	Michigan St.	75 69
								34	N	Northwestern	74 63					77	H	Michigan St.	85 56
								35	A	Nebraska	75 47					77	N	Michigan St.	70 60
								35	H	Nebraska	59 47								
								42	A	Rutgers	71 59								
								42	H	Rutgers	80 69								
								43	A	Minnesota	77 73								
LAST 12 Division I GAMES:																			
								27	N	Ohio St.	77 74					159	A	Wisconsin	81 70
								34	N	Northwestern	74 63					77	A	Michigan St.	75 69
								77	N	Michigan St.	70 60					42	H	Rutgers	80 69
								34	A	Northwestern	69 48					35	H	Nebraska	59 47
								167	H	Indiana	83 72					226	A	Penn St.	77 62
								226	H	Penn St.	65 34					9	H	Iowa	93 88

Non-Div I Games:

Maryland

Loss, Non-Conf, S Site, H Home A Away N Neutral

Massachusetts

Through Games Of March 11, 2015

Average RPI Win:	194	WON-LOST	WINNING	LAST 10	STRENGTH OF	OPP. STRENGTH	TEAM	ADJ.	CONF.	ADJ CONF.
Average RPI Loss:	108	RECORD	PCT. RANK	GAMES	SCHEDULE	OF SCHEDULE	RPI	RPI	RPI	RPI
DIV. I ONLY	12- 18	241	4- 6	85	103	194	194	6	6	
DIV. I NON-CONF.	6- 6	158	0- 0	132	157	147	147	6	6	
TOTALS	RPI 1-25	RPI 26-50	W-L RECORDS	RPI 51-100	RPI 101-150	RPI 150+				
12- 18	0- 3	0- 1	OVERALL	3- 5	1- 4	8- 5				
8- 5	0- 1	0- 1	HOME	2- 0	1- 2	5- 1				
3- 10	0- 1	0- 0	AWAY	1- 3	0- 2	2- 4				
1- 3	0- 1	0- 0	NEUTRAL	0- 2	0- 0	1- 0				
6- 6	0- 1	0- 0	NON-CONFERENCE	2- 2	0- 1	4- 2				
4- 1	0- 0	0- 0	HOME	2- 0	0- 1	2- 0				
2- 3	0- 0	0- 0	AWAY	0- 1	0- 0	2- 2				
0- 2	0- 1	0- 0	NEUTRAL	0- 1	0- 0	0- 0				
6- 12	0- 2	0- 1	CONFERENCE	1- 3	1- 3	4- 3				
4- 4	0- 1	0- 1	HOME	0- 0	1- 1	3- 1				
1- 7	0- 1	0- 0	AWAY	1- 2	0- 2	0- 2				
1- 1	0- 0	0- 0	NEUTRAL	0- 1	0- 0	1- 0				

RPI 1-25				RPI 26-50				RPI 51-100				RPI 101+ Team's RPI: 194			
RPI	S	Opponent	Score	RPI	S	Opponent	Score	RPI	S	Opponent	Score	RPI	S	Opponent	Score
10	N	Florida St.	47 73	48	H	Duquesne	49 69	51	H	American	71 61	116	H	Harvard	62 75
11	H	George Washington	54 69					57	N	Ohio	52 59	136	A	Rhode Island	58 70
13	A	Dayton	60 69					73	A	Fordham	42 65	136	H	Rhode Island	78 70
								87	A	Saint Joseph's	65 47	141	A	VCU	43 65
								90	A	Western Mich.	41 63	150	H	Saint Louis	67 75
								91	A	Richmond	44 64	166	A	St. Bonaventure	53 65
								91	N	Richmond	63 67	166	H	St. Bonaventure	57 77
								95	H	Maine	68 60	166	N	St. Bonaventure	55 49
												174	A	Central Mich.	70 72
												184	A	La Salle	69 71
												184	H	La Salle	71 68
												185	H	Holy Cross	72 61
												229	A	Georgia St.	66 71
												236	H	George Mason	85 79
												263	H	Davidson	60 49
												271	H	UCF	67 62
												322	A	Boston U.	78 57
												330	A	North Texas	56 46
LAST 12 Division I GAMES:															
		91 N Richmond	63 67			48 H Duquesne	49 69			236 H George Mason	85 79				
		166 N St. Bonaventure	55 49			184 A La Salle	69 71			136 A Rhode Island	58 70				
		136 H Rhode Island	78 70			166 H St. Bonaventure	57 77			91 A Richmond	44 64				
		13 A Dayton	60 69												
		141 A VCU	43 65												
		263 H Davidson	60 49												

Non-Div I Games:

Massachusetts

Loss, Non-Conf, S Site, H Home A Away N Neutral



Average RPI Win:	247	WON-LOST	WINNING	LAST 10	STRENGTH OF	OPP. STRENGTH	TEAM	ADJ.	CONF.	ADJ CONF.
Average RPI Loss:	186	RECORD	PCT. RANK	GAMES	SCHEDULE	OF SCHEDULE	RPI	RPI	RPI	RPI
DIV. I ONLY	13- 12	165	6- 4	255	281	211	211	27	27	
DIV. I NON-CONF.	2- 5	259	0- 0	53	57	196	196	27	27	
TOTALS	RPI 1-25	RPI 26-50	W-L RECORDS	RPI 51-100	RPI 101-150	RPI 150+				
13- 12	0- 1	0- 1	OVERALL	1- 1	1- 0	11- 9				
9- 3	0- 0	0- 0	HOME	1- 1	1- 0	7- 2				
4- 9	0- 1	0- 1	AWAY	0- 0	0- 0	4- 7				
0- 0	0- 0	0- 0	NEUTRAL	0- 0	0- 0	0- 0				
2- 5	0- 1	0- 1	NON-CONFERENCE	1- 1	0- 0	1- 2				
2- 1	0- 0	0- 0	HOME	1- 1	0- 0	1- 0				
0- 4	0- 1	0- 1	AWAY	0- 0	0- 0	0- 2				
0- 0	0- 0	0- 0	NEUTRAL	0- 0	0- 0	0- 0				
11- 7	0- 0	0- 0	CONFERENCE	0- 0	1- 0	10- 7				
7- 2	0- 0	0- 0	HOME	0- 0	1- 0	6- 2				
4- 5	0- 0	0- 0	AWAY	0- 0	0- 0	4- 5				
0- 0	0- 0	0- 0	NEUTRAL	0- 0	0- 0	0- 0				

RPI 1-25				RPI 26-50				RPI 51-100				RPI 101+ Team's RPI: 211			
RPI	S	Opponent	Score	RPI	S	Opponent	Score	RPI	S	Opponent	Score	RPI	S	Opponent	Score
21	A	Texas	59 76	33	A	Texas A&M	27 93	53	H	Tulane	55 75	127	H	Stephen F. Austin	73 67
								94	H	Southern Miss.	57 55	183	A	Lamar	67 75
												183	H	Lamar	98 77
												190	H	Texas Southern	74 70
												210	A	Nicholls St.	59 70
												210	H	Nicholls St.	68 73
												219	A	La.-Monroe	63 66
												227	A	Northwestern St.	54 75
												227	H	Northwestern St.	68 57
												246	A	A&M-Corpus Christi	65 76
												249	A	Central Ark.	65 63
												249	H	Central Ark.	72 68
												257	H	Abilene Christian	59 75
												268	A	Rice	55 57
												283	H	Houston Baptist	60 57
												295	A	Sam Houston St.	79 74
												303	A	New Orleans	86 90
												303	H	New Orleans	82 58
												332	A	Southeastern La.	78 57
												332	H	Southeastern La.	66 62
												341	A	Incarinate Word	104 101
LAST 12 Division I GAMES:															
249	H	Central Ark.	72 68	332	H	Southeastern La.	66 62								
210	H	Nicholls St.	68 73	210	A	Nicholls St.	59 70								
183	H	Lamar	98 77	303	A	New Orleans	86 90								
183	A	Lamar	67 75	303	H	New Orleans	82 58								
249	A	Central Ark.	65 63	332	A	Southeastern La.	78 57								
227	H	Northwestern St.	68 57	227	A	Northwestern St.	54 75								

Non-Div I Games: Centenary (LA) 86 35 Wiley 67 66 LSU-Alexandria 79 70 Louisiana Col. 83 61  
McNeese St.

Loss, Non-Conf, S Site, H Home A Away N Neutral

Average RPI Win:	241	WON-LOST	WINNING	LAST 10	STRENGTH OF	OPP. STRENGTH	TEAM	ADJ.	CONF.	ADJ CONF.
Average RPI Loss:	78	RECORD	PCT. RANK	GAMES	SCHEDULE	OF SCHEDULE	RPI	RPI	RPI	RPI
DIV. I ONLY	14- 17	205	3- 7	131	84	188	188	8	8	
DIV. I NON-CONF.	6- 5	145	0- 0	160	129	164	164	8	8	
TOTALS	RPI 1-25	RPI 26-50	W-L RECORDS	RPI 51-100	RPI 101-150	RPI 150+				
14- 17	0- 6	0- 2	OVERALL	1- 2	1- 5	12- 2				
9- 7	0- 2	0- 2	HOME	1- 0	1- 2	7- 1				
4- 9	0- 3	0- 0	AWAY	0- 2	0- 3	4- 1				
1- 1	0- 1	0- 0	NEUTRAL	0- 0	0- 0	1- 0				
6- 5	0- 1	0- 2	NON-CONFERENCE	0- 0	1- 1	5- 1				
5- 2	0- 0	0- 2	HOME	0- 0	1- 0	4- 0				
1- 3	0- 1	0- 0	AWAY	0- 0	0- 1	1- 1				
0- 0	0- 0	0- 0	NEUTRAL	0- 0	0- 0	0- 0				
8- 12	0- 5	0- 0	CONFERENCE	1- 2	0- 4	7- 1				
4- 5	0- 2	0- 0	HOME	1- 0	0- 2	3- 1				
3- 6	0- 2	0- 0	AWAY	0- 2	0- 2	3- 0				
1- 1	0- 1	0- 0	NEUTRAL	0- 0	0- 0	1- 0				

RPI	S	Opponent	Score	RPI	S	Opponent	Score	RPI	S	Opponent	Score	RPI	S	Opponent	Score	Team's RPI: 188
5	A	UConn	24 87	32	H	UALR	59 66	53	A	Tulane	65 75	105	A	Illinois	58 60	
5	H	UConn	34 80	43	H	Minnesota	62 68	69	A	East Carolina	39 60	115	A	Tulsa	69 79	
11	A	George Washington	44 63					69	H	East Carolina	60 57	115	H	Tulsa	62 65	
25	A	South Fla.	39 72									123	H	Missouri St.	79 63	
25	H	South Fla.	53 57									144	A	Temple	61 84	
25	N	South Fla.	51 79									144	H	Temple	57 58	
												164	A	Southern Ill.	75 82	
												174	H	Central Mich.	62 61	
												205	H	Samford	64 48	
												254	H	SMU	53 60	
												254	N	SMU	71 59	
												258	A	Cincinnati	56 44	
												258	H	Cincinnati	41 38	
												261	H	Austin Peay	65 60	
												271	A	UCF	70 66	
												271	H	UCF	65 49	
												288	A	Houston	64 58	
												288	H	Houston	84 49	
												299	A	Georgetown	63 46	
												349	H	Mississippi Val.	62 39	
LAST 12 Division I GAMES:																
		25	N	South Fla.	51	79				271	H	UCF	65	49		
		254	N	SMU	71	59				288	A	Houston	64	58		
		254	H	SMU	53	60				5	H	UConn	34	80		
		5	A	UConn	24	87				144	A	Temple	61	84		
		115	H	Tulsa	62	65				25	H	South Fla.	53	57		
		53	A	Tulane	65	75				258	A	Cincinnati	56	44		

Non-Div I Games:

Memphis

■ Loss, 
■ Non-Conf, S Site, 
■ Home 
■ Away 
N Neutral

Average RPI Win:	264	WON-LOST	WINNING	LAST 10	STRENGTH OF	OPP. STRENGTH	TEAM	ADJ.	CONF.	ADJ CONF.
Average RPI Loss:	130	RECORD	PCT. RANK	GAMES	SCHEDULE	OF SCHEDULE	RPI	RPI	RPI	RPI
DIV. I ONLY	18- 14	140	7- 3	276	258	192	192	20	20	
DIV. I NON-CONF.	8- 8	158	0- 0	287	285	215	215	22	22	
TOTALS	RPI 1-25	RPI 26-50	W-L RECORDS	RPI 51-100	RPI 101-150	RPI 150+				
18- 14	0- 2	0- 1	OVERALL	0- 1	2- 4	16- 6				
8- 6	0- 1	0- 0	HOME	0- 1	0- 2	8- 2				
9- 7	0- 1	0- 1	AWAY	0- 0	2- 1	7- 4				
1- 1	0- 0	0- 0	NEUTRAL	0- 0	0- 1	1- 0				
8- 8	0- 0	0- 1	NON-CONFERENCE	0- 1	1- 0	7- 6				
4- 3	0- 0	0- 0	HOME	0- 1	0- 0	4- 2				
4- 5	0- 0	0- 1	AWAY	0- 0	1- 0	3- 4				
0- 0	0- 0	0- 0	NEUTRAL	0- 0	0- 0	0- 0				
10- 6	0- 2	0- 0	CONFERENCE	0- 0	1- 4	9- 0				
4- 3	0- 1	0- 0	HOME	0- 0	0- 2	4- 0				
5- 2	0- 1	0- 0	AWAY	0- 0	1- 1	4- 0				
1- 1	0- 0	0- 0	NEUTRAL	0- 0	0- 1	1- 0				

RPI 1-25				RPI 26-50				RPI 51-100				RPI 101+ Team's RPI: 192			
RPI	S	Opponent	Score	RPI	S	Opponent	Score	RPI	S	Opponent	Score	RPI	S	Opponent	Score
20	A	Chattanooga	59 71	29	A	Mississippi St.	66 97	59	H	Georgia	49 68	108	A	East Tenn. St.	49 70
20	H	Chattanooga	51 56									108	H	East Tenn. St.	70 72
												108	N	East Tenn. St.	56 66
												147	A	Furman	88 82
												147	H	Furman	55 58
												150	A	Saint Louis	80 75
												162	A	Kennesaw St.	54 44
												162	H	Kennesaw St.	56 76
												164	A	Southern Ill.	52 67
												171	H	Belmont	83 86
												201	A	Alabama	46 39
												205	A	Samford	74 59
												205	H	Samford	70 65
												207	A	Jacksonville St.	66 67
												239	A	North Florida	55 57
												272	H	Jackson St.	80 48
												281	A	Col. of Charleston	59 72
												289	H	Eastern Ky.	69 64
												297	A	Ga. Southern	84 61
												298	A	Western Caro.	68 51
												298	H	Western Caro.	82 60
												308	A	UNC Greensboro	74 73
												308	H	UNC Greensboro	80 62
												315	A	Wofford	63 51
												315	H	Wofford	80 51
												315	N	Wofford	75 54
LAST 12 Division I GAMES:															
				108	N	East Tenn. St.	56 66	147	A	Furman	88 82				
				315	N	Wofford	75 54	298	H	Western Caro.	82 60				
				205	H	Samford	70 65	308	H	UNC Greensboro	80 62				
				20	H	Chattanooga	51 56	205	A	Samford	74 59				
				108	A	East Tenn. St.	49 70	20	A	Chattanooga	59 71				
				315	A	Wofford	63 51	108	H	East Tenn. St.	70 72				

Non-Div I Games:

Mercer

■ Loss, 
■ Non-Conf, S Site, 
■ Home 
■ Away 
N Neutral

RPI	S	Opponent	Score	
335	H	Tennessee Tech	73	67
338	H	Florida A&M	61	47

M  
e  
r  
c  
e  
r

M  
e  
r  
c  
e  
r

Mercer

Average RPI Win:	166	WON-LOST	WINNING	LAST 10	STRENGTH OF	OPP. STRENGTH	TEAM	ADJ.	CONF.	ADJ CONF.
Average RPI Loss:	42	RECORD	PCT. RANK	GAMES	SCHEDULE	OF SCHEDULE	RPI	RPI	RPI	RPI
DIV. I ONLY	19- 12	99	4- 6	51	21	67	67	3	3	
DIV. I NON-CONF.	10- 3	52	0- 0	275	71	118	118	3	3	
TOTALS	RPI 1-25	RPI 26-50	W-L RECORDS	RPI 51-100	RPI 101-150	RPI 150+				
19- 12	1- 7	1- 1	OVERALL	3- 3	4- 0	10- 1				
15- 3	1- 3	0- 0	HOME	2- 0	3- 0	9- 0				
2- 8	0- 3	1- 1	AWAY	0- 3	0- 0	1- 1				
2- 1	0- 1	0- 0	NEUTRAL	1- 0	1- 0	0- 0				
10- 3	0- 1	0- 0	NON-CONFERENCE	2- 2	1- 0	7- 0				
9- 1	0- 1	0- 0	HOME	1- 0	1- 0	7- 0				
0- 2	0- 0	0- 0	AWAY	0- 2	0- 0	0- 0				
1- 0	0- 0	0- 0	NEUTRAL	1- 0	0- 0	0- 0				
9- 9	1- 6	1- 1	CONFERENCE	1- 1	3- 0	3- 1				
6- 2	1- 2	0- 0	HOME	1- 0	2- 0	2- 0				
2- 6	0- 3	1- 1	AWAY	0- 1	0- 0	1- 1				
1- 1	0- 1	0- 0	NEUTRAL	0- 0	1- 0	0- 0				

RPI	S	Opponent	Score	RPI	S	Opponent	Score	RPI	S	Opponent	Score	RPI	S	Opponent	Score
1	H	Notre Dame	78 63	36	A	Syracuse	85 71	53	A	Tulane	65 70	109	H	Virginia	67 58
1	N	Notre Dame	61 77	41	A	Pittsburgh	66 81	58	H	LSU	76 71	109	N	Virginia	62 52
7	A	Louisville	55 68					66	A	Middle Tenn.	48 53	115	H	Tulsa	69 57
10	A	Florida St.	60 80					82	A	North Carolina St.	65 68	118	H	Boston College	74 53
10	H	Florida St.	55 69					86	H	Georgia Tech	64 59	159	H	Wisconsin	66 54
14	A	Duke	53 68					93	N	UCLA	74 67	186	A	Wake Forest	59 60
15	H	Arizona St.	61 65									199	A	Virginia Tech	62 45
17	H	North Carolina	65 66									199	H	Virginia Tech	42 39
												200	H	Jacksonville	65 36
												202	H	Clemson	79 42
												235	H	Oakland	66 53
												239	H	North Florida	81 53
												324	H	Illinois St.	95 44
												336	H	Coppin St.	70 54
												338	H	Florida A&M	83 47
LAST 12 Division I GAMES:															
		1 N Notre Dame	61 77			86 H Georgia Tech	64 59								
		109 N Virginia	62 52			36 A Syracuse	85 71								
		10 H Florida St.	55 69			10 A Florida St.	60 80								
		186 A Wake Forest	59 60			199 H Virginia Tech	42 39								
		17 H North Carolina	65 66			41 A Pittsburgh	66 81								
		82 A North Carolina St.	65 68			7 A Louisville	55 68								

Non-Div I Games:

Miami (FL)

Average RPI Win:	258	WON-LOST	WINNING	LAST 10	STRENGTH OF	OPP. STRENGTH	TEAM	ADJ.	CONF.	ADJ CONF.
Average RPI Loss:	133	RECORD	PCT. RANK	GAMES	SCHEDULE	OF SCHEDULE	RPI	RPI	RPI	RPI
DIV. I ONLY	6- 23	311	4- 6	130	190	275	275	15	15	
DIV. I NON-CONF.	2- 8	294	0- 0	214	148	302	302	17	17	
TOTALS	RPI 1-25	RPI 26-50	W-L RECORDS	RPI 51-100	RPI 101-150	RPI 150+				
6- 23	0- 0	0- 1	OVERALL	0- 7	1- 9	5- 6				
3- 9	0- 0	0- 0	HOME	0- 3	0- 4	3- 2				
2- 11	0- 0	0- 0	AWAY	0- 3	1- 4	1- 4				
1- 3	0- 0	0- 1	NEUTRAL	0- 1	0- 1	1- 0				
2- 8	0- 0	0- 1	NON-CONFERENCE	0- 2	0- 2	2- 3				
1- 2	0- 0	0- 0	HOME	0- 0	0- 1	1- 1				
0- 3	0- 0	0- 0	AWAY	0- 1	0- 0	0- 2				
1- 3	0- 0	0- 1	NEUTRAL	0- 1	0- 1	1- 0				
4- 15	0- 0	0- 0	CONFERENCE	0- 5	1- 7	3- 3				
2- 7	0- 0	0- 0	HOME	0- 3	0- 3	2- 1				
2- 8	0- 0	0- 0	AWAY	0- 2	1- 4	1- 2				
0- 0	0- 0	0- 0	NEUTRAL	0- 0	0- 0	0- 0				

RPI 1-25			RPI 26-50			RPI 51-100			RPI 101+			Team's RPI: 275			
RPI	S	Opponent	Score	RPI	S	Opponent	Score	RPI	S	Opponent	Score	RPI	S	Opponent	Score
				29	N	Mississippi St.	42 68	57	A	Ohio	60 75	111	A	Eastern Mich.	38 56
								57	H	Ohio	45 67	111	H	Eastern Mich.	51 54
								64	N	Drexel	54 71	119	A	Ball St.	41 72
								77	A	Michigan St.	39 85	119	H	Ball St.	55 72
								81	A	Akron	55 67	121	A	Toledo	47 62
								81	H	Akron	47 65	121	A	Toledo	53 63
								90	H	Western Mich.	53 61	131	N	Old Dominion	63 69
												134	H	UT Martin	57 90
												139	A	Buffalo	78 68
												139	H	Buffalo	51 71
												174	H	Central Mich.	54 60
												208	H	Ill.-Chicago	69 72
												235	A	Oakland	51 65
												250	A	Northern Ill.	49 60
												251	A	Evansville	41 51
												263	N	Davidson	59 58
												282	H	Valparaiso	82 59
												285	A	Kent St.	69 53
												285	H	Kent St.	66 59
												291	A	Bowling Green	53 66
												291	H	Bowling Green	59 51
LAST 12 Division I GAMES:															
				121	A	Toledo	47 62	111	H	Eastern Mich.	51 54				
				57	A	Ohio	60 75	57	H	Ohio	45 67				
				81	A	Akron	55 67	285	A	Kent St.	69 53				
				285	H	Kent St.	66 59	250	A	Northern Ill.	49 60				
				291	H	Bowling Green	59 51	90	H	Western Mich.	53 61				
				139	A	Buffalo	78 68	119	H	Ball St.	55 72				

Non-Div I Games: Cincinnati Christia75 53

Miami (OH)

■ Loss, 
 ■ Non-Conf, S Site, 
 ■ Home 
 ■ Away 
 N Neutral

Average RPI Win:	136	WON-LOST	WINNING	LAST 10	STRENGTH OF	OPP. STRENGTH	TEAM	ADJ.	CONF.	ADJ CONF.
Average RPI Loss:	45	RECORD	PCT. RANK	GAMES	SCHEDULE	OF SCHEDULE	RPI	RPI	RPI	RPI
DIV. I ONLY	16- 14	159	3- 7	22	22	68	68	4	4	
DIV. I NON-CONF.	8- 3	71	0- 0	35	41	38	38	2	2	
TOTALS	RPI 1-25	RPI 26-50	W-L RECORDS	RPI 51-100	RPI 101-150	RPI 150+				
16- 14	0- 4	2- 7	OVERALL	4- 1	3- 1	7- 1				
12- 4	0- 2	1- 2	HOME	2- 0	3- 0	6- 0				
2- 9	0- 2	1- 5	AWAY	1- 0	0- 1	0- 1				
2- 1	0- 0	0- 0	NEUTRAL	1- 1	0- 0	1- 0				
8- 3	0- 2	0- 1	NON-CONFERENCE	2- 0	1- 0	5- 0				
6- 1	0- 1	0- 0	HOME	1- 0	1- 0	4- 0				
0- 2	0- 1	0- 1	AWAY	0- 0	0- 0	0- 0				
2- 0	0- 0	0- 0	NEUTRAL	1- 0	0- 0	1- 0				
8- 11	0- 2	2- 6	CONFERENCE	2- 1	2- 1	2- 1				
6- 3	0- 1	1- 2	HOME	1- 0	2- 0	2- 0				
2- 7	0- 1	1- 4	AWAY	1- 0	0- 1	0- 1				
0- 1	0- 0	0- 0	NEUTRAL	0- 1	0- 0	0- 0				

RPI 1-25				RPI 26-50				RPI 51-100 Team's RPI: 68				RPI 101+			
RPI	S	Opponent	Score	RPI	S	Opponent	Score	RPI	S	Opponent	Score	RPI	S	Opponent	Score
1	A	Notre Dame	50 70	27	A	Ohio St.	73 77	70	N	Washington St.	76 64	105	A	Illinois	60 72
6	H	Maryland	65 91	27	H	Ohio St.	100 94	77	A	Michigan St.	72 59	105	H	Illinois	70 57
9	A	Iowa	70 76	34	A	Northwestern	73 66	77	H	Michigan St.	74 65	111	H	Eastern Mich.	81 52
12	H	Princeton	55 85	34	H	Northwestern	62 63	77	N	Michigan St.	49 69	133	H	Purdue	81 50
				35	A	Nebraska	60 75	90	H	Western Mich.	74 47	159	A	Wisconsin	53 63
				41	A	Pittsburgh	64 85					160	H	Bucknell	68 61
				42	A	Rutgers	68 81					167	H	Indiana	68 52
				42	H	Rutgers	50 57					186	H	Wake Forest	83 69
				43	A	Minnesota	88 91					222	H	Detroit	76 57
												225	N	San Diego St.	70 50
												226	H	Penn St.	89 53
												262	H	Canisius	79 43
LAST 12 Division I GAMES:															
				77	N	Michigan St.	49 69	27	A	Ohio St.	73 77				
				105	A	Illinois	60 72	42	H	Rutgers	50 57				
				133	H	Purdue	81 50	77	A	Michigan St.	72 59				
				43	A	Minnesota	88 91	35	A	Nebraska	60 75				
				167	H	Indiana	68 52	6	H	Maryland	65 91				
				34	H	Northwestern	62 63	105	H	Illinois	70 57				

Non-Div I Games:

Michigan

■ Loss, 
■ Non-Conf, S Site, 
■ Home 
■ Away 
N Neutral

Average RPI Win:	162	WON-LOST	WINNING	LAST 10	STRENGTH OF	OPP. STRENGTH	TEAM	ADJ.	CONF.	ADJ CONF.
Average RPI Loss:	38	RECORD	PCT. RANK	GAMES	SCHEDULE	OF SCHEDULE	RPI	RPI	RPI	RPI
DIV. I ONLY	16- 15	171	5- 5	26	20	77	77	4	4	
DIV. I NON-CONF.	8- 3	71	0- 0	93	37	65	65	2	2	
TOTALS	RPI 1-25	RPI 26-50	W-L RECORDS	RPI 51-100	RPI 101-150	RPI 150+				
16- 15	0- 6	2- 5	OVERALL	2- 3	4- 0	8- 1				
10- 6	0- 3	1- 2	HOME	1- 1	2- 0	6- 0				
4- 7	0- 1	0- 3	AWAY	0- 2	2- 0	2- 1				
2- 2	0- 2	1- 0	NEUTRAL	1- 0	0- 0	0- 0				
8- 3	0- 2	1- 0	NON-CONFERENCE	1- 1	1- 0	5- 0				
6- 1	0- 1	0- 0	HOME	1- 0	1- 0	4- 0				
1- 1	0- 0	0- 0	AWAY	0- 1	0- 0	1- 0				
1- 1	0- 1	1- 0	NEUTRAL	0- 0	0- 0	0- 0				
8- 12	0- 4	1- 5	CONFERENCE	1- 2	3- 0	3- 1				
4- 5	0- 2	1- 2	HOME	0- 1	1- 0	2- 0				
3- 6	0- 1	0- 3	AWAY	0- 1	2- 0	1- 1				
1- 1	0- 1	0- 0	NEUTRAL	1- 0	0- 0	0- 0				

RPI 1-25				RPI 26-50				RPI 51-100 Team's RPI: 77				RPI 101+			
RPI	S	Opponent	Score	RPI	S	Opponent	Score	RPI	S	Opponent	Score	RPI	S	Opponent	Score
1	H	Notre Dame	63 71	27	A	Ohio St.	62 76	59	A	Georgia	60 69	105	A	Illinois	67 65
4	N	Baylor	65 84	34	A	Northwestern	70 77	68	A	Michigan	65 74	105	H	Illinois	63 56
6	A	Maryland	56 85	34	H	Northwestern	57 61	68	H	Michigan	59 72	111	H	Eastern Mich.	69 61
6	H	Maryland	69 75	35	H	Nebraska	67 71	68	N	Michigan	69 49	133	A	Purdue	61 56
6	N	Maryland	60 70	36	N	Syracuse	89 76	86	H	Georgia Tech	79 73	159	H	Wisconsin	77 71
9	H	Iowa	50 52	42	H	Rutgers	60 50					167	A	Indiana	51 70
				43	A	Minnesota	79 86					167	H	Indiana	72 57
LAST 12 Division I GAMES:															
		6 N Maryland	60 70			226 A Penn St.	74 67								
		68 N Michigan	69 49			43 A Minnesota	79 86								
		133 A Purdue	61 56			68 H Michigan	59 72								
		105 A Illinois	67 65			27 A Ohio St.	62 76								
		42 H Rutgers	60 50			167 H Indiana	72 57								
		6 H Maryland	69 75			159 H Wisconsin	77 71								

Non-Div I Games:

Michigan St.



Average RPI Win:	208	WON-LOST	WINNING	LAST 10	STRENGTH OF	OPP. STRENGTH	TEAM	ADJ.	CONF.	ADJ CONF.
Average RPI Loss:	64	RECORD	PCT. RANK	GAMES	SCHEDULE	OF SCHEDULE	RPI	RPI	RPI	RPI
DIV. I ONLY	20- 8	53	7- 3	145	115	66	66	17	17	
DIV. I NON-CONF.	6- 4	132	0- 0	90	13	76	76	18	18	
TOTALS	RPI 1-25	RPI 26-50	W-L RECORDS	RPI 51-100	RPI 101-150	RPI 150+				
20- 8	0- 2	0- 3	OVERALL	2- 2	3- 0	15- 1				
11- 3	0- 0	0- 1	HOME	1- 1	1- 0	9- 1				
9- 5	0- 2	0- 2	AWAY	1- 1	2- 0	6- 0				
0- 0	0- 0	0- 0	NEUTRAL	0- 0	0- 0	0- 0				
6- 4	0- 2	0- 2	NON-CONFERENCE	2- 0	0- 0	4- 0				
4- 1	0- 0	0- 1	HOME	1- 0	0- 0	3- 0				
2- 3	0- 2	0- 1	AWAY	1- 0	0- 0	1- 0				
0- 0	0- 0	0- 0	NEUTRAL	0- 0	0- 0	0- 0				
14- 4	0- 0	0- 1	CONFERENCE	0- 2	3- 0	11- 1				
7- 2	0- 0	0- 0	HOME	0- 1	1- 0	6- 1				
7- 2	0- 0	0- 1	AWAY	0- 1	2- 0	5- 0				
0- 0	0- 0	0- 0	NEUTRAL	0- 0	0- 0	0- 0				

RPI 1-25				RPI 26-50				RPI 51-100 Team's RPI: 66				RPI 101+			
RPI	S	Opponent	Score	RPI	S	Opponent	Score	RPI	S	Opponent	Score	RPI	S	Opponent	Score
8	A	Kentucky	62 78	30	A	Western Ky.	60 63	67	H	Miami (FL)	53 48	114	A	Louisiana Tech	68 44
15	A	Arizona St.	67 81	44	H	Arkansas	51 58	94	A	Southern Miss.	65 70	114	H	Louisiana Tech	82 59
				46	A	South Dakota St.	61 65	94	H	Southern Miss.	75 77	131	A	Old Dominion	65 48
								100	A	Ole Miss	71 65	158	A	Charlotte	84 54
												172	H	UTSA	73 53
												177	A	UAB	76 68
												177	H	UAB	57 62
												187	A	Marshall	74 48
												191	H	Xavier	90 68
												202	H	Clemson	69 28
												221	A	Fla. Atlantic	101 69
												221	H	Fla. Atlantic	73 60
												244	H	UTEP	74 53
												268	H	Rice	79 61
												271	H	UCF	79 57
												330	H	North Texas	85 59
												333	A	FIU	75 60
												333	H	FIU	79 30
												335	A	Tennessee Tech	98 76
LAST 12 Division I GAMES:															
221	H	Fla. Atlantic	73 60	268	H	Rice	79 61								
333	H	FIU	79 30	114	A	Louisiana Tech	68 44								
177	H	UAB	57 62	94	A	Southern Miss.	65 70								
30	A	Western Ky.	60 63	244	H	UTEP	74 53								
187	A	Marshall	74 48	172	H	UTSA	73 53								
330	H	North Texas	85 59	158	A	Charlotte	84 54								

Non-Div I Games:

Middle Tenn.

Average RPI Win:	259	WON-LOST	WINNING	LAST 10	STRENGTH OF	OPP. STRENGTH	TEAM	ADJ.	CONF.	ADJ CONF.
Average RPI Loss:	165	RECORD	PCT. RANK	GAMES	SCHEDULE	OF SCHEDULE	RPI	RPI	RPI	RPI
DIV. I ONLY	10- 20	260	3- 7	287	230	280	280	12	12	
DIV. I NON-CONF.	4- 8	234	0- 0	345	336	332	332	15	15	
TOTALS	RPI 1-25	RPI 26-50	W-L RECORDS	RPI 51-100	RPI 101-150	RPI 150+				
10- 20	0- 0	0- 3	OVERALL	0- 4	1- 2	9- 11				
7- 7	0- 0	0- 1	HOME	0- 2	1- 0	6- 4				
3- 13	0- 0	0- 2	AWAY	0- 2	0- 2	3- 7				
0- 0	0- 0	0- 0	NEUTRAL	0- 0	0- 0	0- 0				
4- 8	0- 0	0- 0	NON-CONFERENCE	0- 0	0- 1	4- 7				
2- 3	0- 0	0- 0	HOME	0- 0	0- 0	2- 3				
2- 5	0- 0	0- 0	AWAY	0- 0	0- 1	2- 4				
0- 0	0- 0	0- 0	NEUTRAL	0- 0	0- 0	0- 0				
6- 12	0- 0	0- 3	CONFERENCE	0- 4	1- 1	5- 4				
5- 4	0- 0	0- 1	HOME	0- 2	1- 0	4- 1				
1- 8	0- 0	0- 2	AWAY	0- 2	0- 1	1- 3				
0- 0	0- 0	0- 0	NEUTRAL	0- 0	0- 0	0- 0				

RPI 1-25				RPI 26-50				RPI 51-100				RPI 101+ Team's RPI: 280			
RPI	S	Opponent	Score	RPI	S	Opponent	Score	RPI	S	Opponent	Score	RPI	S	Opponent	Score
				26	A	Green Bay	37 63	78	A	Youngstown St.	64 87	103	A	Missouri	55 68
				26	A	Green Bay	62 74	78	H	Youngstown St.	73 79	104	A	Cleveland St.	58 67
				26	H	Green Bay	62 79	88	A	Wright St.	73 91	104	H	Cleveland St.	76 69
								88	H	Wright St.	58 80	167	H	Indiana	56 82
												182	A	North Dakota	76 83
												208	A	Ill.-Chicago	70 72
												208	H	Ill.-Chicago	64 63
												222	A	Detroit	84 68
												222	H	Detroit	56 60
												234	A	Western Ill.	59 79
												235	A	Oakland	56 89
												235	H	Oakland	66 60
												248	A	Marquette	80 85
												267	A	North Dakota St.	77 73
												282	A	Valparaiso	56 69
												282	H	Valparaiso	77 64
												282	H	Valparaiso	90 79
												291	H	Bowling Green	50 60
												294	H	Omaha	61 64
												302	H	Eastern Ill.	72 63
												316	A	IPFW	72 78
												342	A	UMKC	72 60
												343	H	Chicago St.	69 47
LAST 12 Division I GAMES:															
				26	A	Green Bay	62 74	78	H	Youngstown St.	73 79				
				282	H	Valparaiso	77 64	26	H	Green Bay	62 79				
				88	A	Wright St.	73 91	282	A	Valparaiso	56 69				
				222	H	Detroit	56 60	235	H	Oakland	66 60				
				104	H	Cleveland St.	76 69	78	A	Youngstown St.	64 87				
				208	A	Ill.-Chicago	70 72	104	A	Cleveland St.	58 67				

Non-Div I Games:

Milwaukee

■ Loss, 
 ■ Non-Conf, S Site, 
 ■ Home 
 ■ Away 
 N Neutral

Average RPI Win:	143	WON-LOST	WINNING	LAST 10	STRENGTH OF	OPP. STRENGTH	TEAM	ADJ.	CONF.	ADJ CONF.
Average RPI Loss:	50	RECORD	PCT. RANK	GAMES	SCHEDULE	OF SCHEDULE	RPI	RPI	RPI	RPI
DIV. I ONLY	23- 9	48	6- 4	95	18	43	43	4	4	
DIV. I NON-CONF.	11- 1	11	0- 0	177	99	36	36	2	2	
TOTALS	RPI 1-25	RPI 26-50	W-L RECORDS	RPI 51-100	RPI 101-150	RPI 150+				
23- 9	1- 2	2- 4	OVERALL	5- 1	4- 2	11- 0				
13- 2	1- 1	1- 0	HOME	3- 0	2- 1	6- 0				
7- 5	0- 1	1- 3	AWAY	1- 0	1- 1	4- 0				
3- 2	0- 0	0- 1	NEUTRAL	1- 1	1- 0	1- 0				
11- 1	0- 0	0- 0	NON-CONFERENCE	3- 1	2- 0	6- 0				
6- 0	0- 0	0- 0	HOME	1- 0	2- 0	3- 0				
3- 0	0- 0	0- 0	AWAY	1- 0	0- 0	2- 0				
2- 1	0- 0	0- 0	NEUTRAL	1- 1	0- 0	1- 0				
12- 8	1- 2	2- 4	CONFERENCE	2- 0	2- 2	5- 0				
7- 2	1- 1	1- 0	HOME	2- 0	0- 1	3- 0				
4- 5	0- 1	1- 3	AWAY	0- 0	1- 1	2- 0				
1- 1	0- 0	0- 1	NEUTRAL	0- 0	1- 0	0- 0				

RPI 1-25				RPI 26-50				Team's RPI: 43	RPI 51-100				RPI 101+			
RPI	S	Opponent	Score	RPI	S	Opponent	Score		RPI	S	Opponent	Score	RPI	S	Opponent	Score
6	H	Maryland	73 77	27	A	Ohio St.	76 72		62	N	Vanderbilt	54 71	104	H	Cleveland St.	93 76
9	A	Iowa	76 92	27	N	Ohio St.	71 83		63	H	Liberty	74 60	105	A	Illinois	69 95
9	H	Iowa	93 80	34	A	Northwestern	49 70		68	H	Michigan	91 88	133	A	Purdue	81 68
				35	A	Nebraska	50 74		77	H	Michigan St.	86 79	133	H	Purdue	88 90
				35	H	Nebraska	72 69		82	A	North Carolina St.	60 55	133	N	Purdue	82 78
				42	A	Rutgers	61 66		86	N	Georgia Tech	72 69	146	H	Butler	88 86
LAST 12 Division I GAMES:																
				27	N	Ohio St.	71 83		226	A	Penn St.	85 77				
				133	N	Purdue	82 78		159	H	Wisconsin	93 82				
				9	A	Iowa	76 92		77	H	Michigan St.	86 79				
				35	A	Nebraska	50 74		105	A	Illinois	69 95				
				68	H	Michigan	91 88		34	A	Northwestern	49 70				
				9	H	Iowa	93 80		226	H	Penn St.	75 64				

Non-Div I Games:

Minnesota

■ Loss, 
 ■ Non-Conf, S Site, 
 ■ Home 
 ■ Away 
 N Neutral

## Mississippi St.

Through Games Of March 11, 2015

Average RPI Win:	162	WON-LOST	WINNING	LAST 10	STRENGTH OF	OPP. STRENGTH	TEAM	ADJ.	CONF.	ADJ CONF.
Average RPI Loss:	24	RECORD	PCT. RANK	GAMES	SCHEDULE	OF SCHEDULE	RPI	RPI	RPI	RPI
DIV. I ONLY	26- 6	22	6- 4	87	60	29	29	2	2	
DIV. I NON-CONF.	15- 0	1	0- 0	256	245	37	37	4	4	
TOTALS	RPI 1-25	RPI 26-50	W-L RECORDS	RPI 51-100	RPI 101-150	RPI 150+				
26- 6	0- 4	4- 0	OVERALL	6- 2	3- 0	13- 0				
17- 1	0- 0	4- 0	HOME	4- 1	1- 0	8- 0				
7- 4	0- 3	0- 0	AWAY	2- 1	2- 0	3- 0				
2- 1	0- 1	0- 0	NEUTRAL	0- 0	0- 0	2- 0				
15- 0	0- 0	2- 0	NON-CONFERENCE	2- 0	2- 0	9- 0				
10- 0	0- 0	2- 0	HOME	1- 0	1- 0	6- 0				
3- 0	0- 0	0- 0	AWAY	1- 0	1- 0	1- 0				
2- 0	0- 0	0- 0	NEUTRAL	0- 0	0- 0	2- 0				
11- 6	0- 4	2- 0	CONFERENCE	4- 2	1- 0	4- 0				
7- 1	0- 0	2- 0	HOME	3- 1	0- 0	2- 0				
4- 4	0- 3	0- 0	AWAY	1- 1	1- 0	2- 0				
0- 1	0- 1	0- 0	NEUTRAL	0- 0	0- 0	0- 0				

RPI 1-25				RPI 26-50				Team's RPI: 29				RPI 51-100				RPI 101+			
RPI	S	Opponent	Score	RPI	S	Opponent	Score	RPI	S	Opponent	Score	RPI	S	Opponent	Score	RPI	S	Opponent	Score
2	A	Tennessee	67 79	30	H	Western Ky.	88 77	58	H	LSU	69 71	103	A	Missouri	53 47				
3	A	South Carolina	50 69	33	H	Texas A&M	63 61	59	H	Georgia	64 56	114	H	Louisiana Tech	81 77				
8	A	Kentucky	90 92	44	H	Arkansas	72 57	62	A	Vanderbilt	62 78	142	A	La.-Lafayette	66 51				
8	N	Kentucky	67 76	47	H	Arkansas St.	93 83	62	H	Vanderbilt	69 44	151	A	Auburn	59 48				
								76	H	West Virginia	74 61	161	H	Florida	75 62				
								94	A	Southern Miss.	73 46	192	H	Mercer	97 66				
								100	A	Ole Miss	64 62	201	A	Alabama	57 55				
								100	H	Ole Miss	55 47	201	H	Alabama	66 50				
												208	N	Ill.-Chicago	73 36				
												219	H	La.-Monroe	80 46				
												267	H	North Dakota St.	109 58				
												275	N	Miami (OH)	68 42				
												303	A	New Orleans	85 45				
												332	H	Southeastern La.	97 36				
												337	H	Ark.-Pine Bluff	83 26				
												349	H	Mississippi Val.	104 41				
LAST 12 Division I GAMES:																			
		8	N	Kentucky			67 76	33	H	Texas A&M			63 61						
		100	H	Ole Miss			55 47	2	A	Tennessee			67 79						
		3	A	South Carolina			50 69	62	H	Vanderbilt			69 44						
		201	A	Alabama			57 55	151	A	Auburn			59 48						
		161	H	Florida			75 62	100	A	Ole Miss			64 62						
		8	A	Kentucky			90 92	201	H	Alabama			66 50						

Non-Div I Games:

Mississippi St.

■ Loss, 
 ■ Non-Conf, S Site, 
 ■ Home 
 ■ Away 
 N Neutral

## Mississippi Val.

## Through Games Of March 11, 2015

Average RPI Win:	292	WON-LOST	WINNING	LAST 10	STRENGTH OF	OPP. STRENGTH	TEAM	ADJ.	CONF.	ADJ CONF.
Average RPI Loss:	231	RECORD	PCT. RANK	GAMES	SCHEDULE	OF SCHEDULE	RPI	RPI	RPI	RPI
DIV. I ONLY	2- 26	345	1- 9	322	344	349	349	32	32	
DIV. I NON-CONF.	0- 9	339	0- 0	155	77	325	325	31	31	
TOTALS	RPI 1-25	RPI 26-50	W-L RECORDS	RPI 51-100	RPI 101-150	RPI 150+				
2- 26	0- 0	0- 1	OVERALL	0- 4	0- 0	2- 21				
2- 7	0- 0	0- 0	HOME	0- 0	0- 0	2- 7				
0- 17	0- 0	0- 1	AWAY	0- 4	0- 0	0- 12				
0- 2	0- 0	0- 0	NEUTRAL	0- 0	0- 0	0- 2				
0- 9	0- 0	0- 1	NON-CONFERENCE	0- 4	0- 0	0- 4				
0- 0	0- 0	0- 0	HOME	0- 0	0- 0	0- 0				
0- 8	0- 0	0- 1	AWAY	0- 4	0- 0	0- 3				
0- 1	0- 0	0- 0	NEUTRAL	0- 0	0- 0	0- 1				
2- 17	0- 0	0- 0	CONFERENCE	0- 0	0- 0	2- 17				
2- 7	0- 0	0- 0	HOME	0- 0	0- 0	2- 7				
0- 9	0- 0	0- 0	AWAY	0- 0	0- 0	0- 9				
0- 1	0- 0	0- 0	NEUTRAL	0- 0	0- 0	0- 1				

RPI S	Opponent	Score	RPI S	Opponent	Score	RPI S	Opponent	Score	RPI S	Opponent	Score	Team's RPI: 349
29	A Mississippi St.	41 104	53	A Tulane	47 87	188	A Memphis	39 62				
			62	A Vanderbilt	37 63	190	A Texas Southern	46 70				
			94	A Southern Miss.	51 69	190	H Texas Southern	52 63				
			100	A Ole Miss	38 91	201	A Alabama	40 71				
						231	A Southern U.	51 70				
						231	H Southern U.	50 59				
						231	N Southern U.	57 62				
						236	N George Mason	62 71				
						247	A Prairie View	50 69				
						247	H Prairie View	61 78				
						272	A Jackson St.	54 58				
						272	H Jackson St.	74 71				
						276	A Alabama St.	57 61				
						276	H Alabama St.	45 62				
						312	A Grambling	31 62				
						312	H Grambling	61 58				
						313	A Alcorn	47 52				
						313	H Alcorn	40 50				
						337	A Ark.-Pine Bluff	47 65				
						337	H Ark.-Pine Bluff	51 63				
						342	A UMKC	46 62				
						346	A Alabama A&M	51 71				
						346	H Alabama A&M	58 63				
LAST 12 Division I GAMES:												
231	N Southern U.	57 62	231	H Southern U.	50 59							
337	H Ark.-Pine Bluff	51 63	313	H Alcorn	40 50							
312	H Grambling	61 58	276	A Alabama St.	57 61							
272	A Jackson St.	54 58	346	A Alabama A&M	51 71							
190	A Texas Southern	46 70	312	A Grambling	31 62							
247	A Prairie View	50 69	272	H Jackson St.	74 71							

Non-Div I Games: Talladega 59 38 Philander Smith 71 65

Mississippi Val.

■ Loss, 
 ■ Non-Conf, S Site, 
 ■ Home 
 ■ Away 
 N Neutral

Average RPI Win:	171	WON-LOST	WINNING	LAST 10	STRENGTH OF	OPP. STRENGTH	TEAM	ADJ.	CONF.	ADJ CONF.
Average RPI Loss:	74	RECORD	PCT. RANK	GAMES	SCHEDULE	OF SCHEDULE	RPI	RPI	RPI	RPI
DIV. I ONLY	17- 13	125	6- 4	72	59	103	103	2	2	
DIV. I NON-CONF.	10- 3	52	0- 0	277	241	134	134	4	4	
TOTALS	RPI 1-25	RPI 26-50	W-L RECORDS	RPI 51-100	RPI 101-150	RPI 150+				
17- 13	0- 4	2- 3	OVERALL	3- 3	2- 1	10- 2				
12- 5	0- 2	1- 2	HOME	2- 0	2- 1	7- 0				
4- 6	0- 1	1- 1	AWAY	1- 2	0- 0	2- 2				
1- 2	0- 1	0- 0	NEUTRAL	0- 1	0- 0	1- 0				
10- 3	0- 1	0- 0	NON-CONFERENCE	1- 0	2- 1	7- 1				
8- 1	0- 0	0- 0	HOME	1- 0	2- 1	5- 0				
1- 1	0- 0	0- 0	AWAY	0- 0	0- 0	1- 1				
1- 1	0- 1	0- 0	NEUTRAL	0- 0	0- 0	1- 0				
7- 10	0- 3	2- 3	CONFERENCE	2- 3	0- 0	3- 1				
4- 4	0- 2	1- 2	HOME	1- 0	0- 0	2- 0				
3- 5	0- 1	1- 1	AWAY	1- 2	0- 0	1- 1				
0- 1	0- 0	0- 0	NEUTRAL	0- 1	0- 0	0- 0				

RPI	S	Opponent	Score	RPI	S	Opponent	Score	RPI	S	Opponent	Score	RPI	S	Opponent	Score	Team's RPI: 103
2	A	Tennessee	53 63	29	H	Mississippi St.	47 53	58	A	LSU	65 74	123	H	Missouri St.	52 57	
3	H	South Carolina	49 60	33	A	Texas A&M	70 69	59	A	Georgia	48 69	134	H	UT Martin	74 65	
8	H	Kentucky	69 83	33	H	Texas A&M	48 55	59	N	Georgia	64 75	150	H	Saint Louis	74 55	
23	N	California	70 82	44	A	Arkansas	55 73	62	A	Vanderbilt	54 51	151	H	Auburn	59 49	
				44	H	Arkansas	57 41	99	H	Colorado	53 50	161	A	Florida	68 52	
								100	H	Ole Miss	72 58	161	H	Florida	66 47	
												186	A	Wake Forest	79 64	
												201	A	Alabama	64 67	
												233	N	UNLV	79 60	
												234	H	Western Ill.	89 52	
												250	H	Northern Ill.	47 44	
												280	H	Milwaukee	68 55	
												307	H	Loyola Chicago	56 45	
												317	H	Southeast Mo. St.	88 42	
												319	A	Bradley	64 76	
LAST 12 Division I GAMES:																
		59	N	Georgia	64	75				151	H	Auburn	59	49		
		44	H	Arkansas	57	41				33	H	Texas A&M	48	55		
		33	A	Texas A&M	70	69				58	A	LSU	65	74		
		62	A	Vanderbilt	54	51				161	A	Florida	68	52		
		100	H	Ole Miss	72	58				8	H	Kentucky	69	83		
		201	A	Alabama	64	67				44	A	Arkansas	55	73		

Non-Div I Games:

Missouri

■ Loss, 
■ Non-Conf, S Site, 
■ Home 
■ Away 
N Neutral

Average RPI Win:	220	WON-LOST	WINNING	LAST 10	STRENGTH OF	OPP. STRENGTH	TEAM	ADJ.	CONF.	ADJ CONF.
Average RPI Loss:	93	RECORD	PCT. RANK	GAMES	SCHEDULE	OF SCHEDULE	RPI	RPI	RPI	RPI
DIV. I ONLY	16- 13	143	8- 2	151	129	123	123	19	19	
DIV. I NON-CONF.	3- 8	263	0- 0	60	23	188	188	16	16	
TOTALS	RPI 1-25	RPI 26-50	W-L RECORDS	RPI 51-100	RPI 101-150	RPI 150+				
16- 13	0- 0	0- 6	OVERALL	1- 3	2- 1	13- 3				
9- 4	0- 0	0- 3	HOME	1- 0	1- 0	7- 1				
7- 8	0- 0	0- 3	AWAY	0- 2	1- 1	6- 2				
0- 1	0- 0	0- 0	NEUTRAL	0- 1	0- 0	0- 0				
3- 8	0- 0	0- 4	NON-CONFERENCE	0- 2	1- 0	2- 2				
2- 2	0- 0	0- 2	HOME	0- 0	0- 0	2- 0				
1- 5	0- 0	0- 2	AWAY	0- 1	1- 0	0- 2				
0- 1	0- 0	0- 0	NEUTRAL	0- 1	0- 0	0- 0				
13- 5	0- 0	0- 2	CONFERENCE	1- 1	1- 1	11- 1				
7- 2	0- 0	0- 1	HOME	1- 0	1- 0	5- 1				
6- 3	0- 0	0- 1	AWAY	0- 1	0- 1	6- 0				
0- 0	0- 0	0- 0	NEUTRAL	0- 0	0- 0	0- 0				

RPI 1-25				RPI 26-50				RPI 51-100				RPI 101+				Team's RPI: 123	
RPI	S	Opponent	Score	RPI	S	Opponent	Score	RPI	S	Opponent	Score	RPI	S	Opponent	Score		
				32	A	UALR	48 61	74	N	TCU	68 82	103	A	Missouri	57 52		
				38	A	Wichita St.	50 69	79	A	Drake	89 94	122	A	UNI	56 64		
				38	H	Wichita St.	59 71	79	H	Drake	86 57	122	H	UNI	72 70		
				44	H	Arkansas	50 59	99	A	Colorado	59 87	157	A	Oral Roberts	57 70		
				45	A	Oklahoma St.	36 77					164	A	Southern Ill.	73 57		
				47	H	Arkansas St.	62 78					164	H	Southern Ill.	61 57		
												169	A	Indiana St.	65 56		
												169	H	Indiana St.	74 66		
												176	H	SIUE	75 69		
												188	A	Memphis	63 79		
												216	H	IUPUI	68 58		
												251	A	Evansville	86 71		
												251	H	Evansville	56 65		
												307	A	Loyola Chicago	87 57		
												307	H	Loyola Chicago	83 64		
												319	A	Bradley	78 64		
												319	H	Bradley	69 61		
												324	A	Illinois St.	90 78		
												324	H	Illinois St.	58 35		
LAST 12 Division I GAMES:																	
				251	A	Evansville	86 71					307	H	Loyola Chicago	83 64		
				169	A	Indiana St.	65 56					319	H	Bradley	69 61		
				79	H	Drake	86 57					38	A	Wichita St.	50 69		
				122	H	UNI	72 70					122	A	UNI	56 64		
				324	A	Illinois St.	90 78					79	A	Drake	89 94		
				164	A	Southern Ill.	73 57					324	H	Illinois St.	58 35		

Non-Div I Games:

Missouri St.

Non-Conference				Through Games Of March 11, 2018							
Average RPI Win: 281		WON-LOST	WINNING	LAST 10	STRENGTH OF	OPP. STRENGTH	TEAM	ADJ.	CONF.	ADJ CONF.	
Average RPI Loss: 156		RECORD	PCT. RANK	GAMES	SCHEDULE	OF SCHEDULE	RPI	RPI	RPI	RPI	
DIV. I ONLY		13- 18	229	5- 5	256	267	241	241	24	24	
DIV. I NON-CONF.		4- 5	188	0- 0	234	330	219	219	24	24	
TOTALS		RPI 1-25	RPI 26-50		W-L RECORDS		RPI 51-100		RPI 101-150		RPI 150+
13- 18	0- 4	0- 0		OVERALL		0- 0		0- 4		13- 10	
6- 8	0- 2	0- 0		HOME		0- 0		0- 2		6- 4	
6- 9	0- 1	0- 0		AWAY		0- 0		0- 2		6- 6	
1- 1	0- 1	0- 0		NEUTRAL		0- 0		0- 0		1- 0	
4- 5	0- 1	0- 0		NON-CONFERENCE		0- 0		0- 2		4- 2	
2- 2	0- 1	0- 0		HOME		0- 0		0- 1		2- 0	
2- 3	0- 0	0- 0		AWAY		0- 0		0- 1		2- 2	
0- 0	0- 0	0- 0		NEUTRAL		0- 0		0- 0		0- 0	
9- 13	0- 3	0- 0		CONFERENCE		0- 0		0- 2		9- 8	
4- 6	0- 1	0- 0		HOME		0- 0		0- 1		4- 4	
4- 6	0- 1	0- 0		AWAY		0- 0		0- 1		4- 4	
1- 1	0- 1	0- 0		NEUTRAL		0- 0		0- 0		1- 0	

[illegible]

Non-Div I Games:

Monmouth

Loss, Non-Conf, S Site, H Home A Away N Neutral



M  
o  
n  
m  
o  
u  
t  
h

RPI S Opponent Score

Through Games Of March 11, 2015

RPI	S	Opponent	Score
327	H	Saint Peter's	64 56

M  
o  
n  
m  
o  
u  
t  
h

Monmouth

Average RPI Win: <b>227</b>	WON-LOST	WINNING	LAST 10	STRENGTH OF	OPP. STRENGTH	TEAM	ADJ.	CONF.	ADJ CONF.
Average RPI Loss: <b>135</b>	RECORD	PCT. RANK	GAMES	SCHEDULE	OF SCHEDULE	RPI	RPI	RPI	RPI
DIV. I ONLY	20- 8	53	7- 3	228	235	97	97	21	21
DIV. I NON-CONF.	5- 4	139	0- 0	242	193	177	177	21	21
TOTALS	RPI 1-25	RPI 26-50	W-L RECORDS	RPI 51-100	RPI 101-150	RPI 150+			
20- 8	0- 1	0- 0	OVERALL	0- 1	3- 2	17- 4			
11- 2	0- 0	0- 0	HOME	0- 0	2- 1	9- 1			
8- 4	0- 0	0- 0	AWAY	0- 1	1- 1	7- 2			
1- 2	0- 1	0- 0	NEUTRAL	0- 0	0- 0	1- 1			
5- 4	0- 1	0- 0	NON-CONFERENCE	0- 1	0- 0	5- 2			
2- 1	0- 0	0- 0	HOME	0- 0	0- 0	2- 1			
2- 1	0- 0	0- 0	AWAY	0- 1	0- 0	2- 0			
1- 2	0- 1	0- 0	NEUTRAL	0- 0	0- 0	1- 1			
15- 4	0- 0	0- 0	CONFERENCE	0- 0	3- 2	12- 2			
9- 1	0- 0	0- 0	HOME	0- 0	2- 1	7- 0			
6- 3	0- 0	0- 0	AWAY	0- 0	1- 1	5- 2			
0- 0	0- 0	0- 0	NEUTRAL	0- 0	0- 0	0- 0			

RPI S	Opponent	Score	RPI S	Opponent	Score	RPI S	Opponent	Score	RPI S	Opponent	Score
12 N	Princeton	55 <b>80</b>				61 A	Pacific	50 <b>62</b>	123 H	Sacramento St.	94 86
									128 A	Northern Colo.	64 58
									128 H	Northern Colo.	51 <b>52</b>
									129 A	Eastern Wash.	64 <b>65</b>
									129 H	Eastern Wash.	69 59
									158 N	Charlotte	67 58
									170 A	Montana St.	57 <b>65</b>
									170 H	Montana St.	62 48
									182 A	North Dakota	52 <b>59</b>
									182 H	North Dakota	66 51
									186 N	Wake Forest	60 <b>73</b>
									193 A	Idaho	87 74
									193 H	Idaho	81 68
									214 H	Wyoming	54 <b>60</b>
									240 A	Idaho St.	69 51
									240 H	Idaho St.	77 65
									240 H	Idaho St.	69 67
									256 A	Southern Utah	59 37
									260 A	Weber St.	64 60
									260 H	Weber St.	53 43
									261 H	Austin Peay	83 62
									266 A	Northern Ariz.	69 42
									292 A	Portland	69 55
									300 A	Seattle	70 64
									311 H	Portland St.	72 31
									329 H	Utah Valley	68 44
LAST 12 Division I GAMES:											
240 H	Idaho St.	69 67	128 H	Northern Colo.	51 <b>52</b>						
170 A	Montana St.	57 <b>65</b>	182 H	North Dakota	66 51						
129 H	Eastern Wash.	69 59	193 A	Idaho	87 74						
193 H	Idaho	81 68	129 A	Eastern Wash.	64 <b>65</b>						
260 A	Weber St.	64 60	123 H	Sacramento St.	94 86						
240 A	Idaho St.	69 51	311 H	Portland St.	72 31						

Non-Div I Games: Montana Western 55 44 Carroll (MT) 64 34

Montana

Loss, Non-Conf, S Site, H Home A Away N Neutral

Non-Conference				Through Games Of March 11, 2018						
Average RPI Win:	207	WON-LOST	WINNING	LAST 10	STRENGTH OF	OPP. STRENGTH	TEAM	ADJ.	CONF.	ADJ CONF.
Average RPI Loss:	144	RECORD	PCT. RANK	GAMES	SCHEDULE	OF SCHEDULE	RPI	RPI	RPI	RPI
DIV. I ONLY		13- 15	201	6- 4	113	245	170	170	21	21
DIV. I NON-CONF.		4- 5	188	0- 0	59	196	110	110	21	21
<hr/>										
TOTALS	RPI 1-25		RPI 26-50		W-L RECORDS		RPI 51-100		RPI 101-150	RPI 150+
13- 15	0- 0		0- 1		OVERALL		1- 4		2- 5	10- 5
9- 3	0- 0		0- 1		HOME		1- 0		2- 1	6- 1
3- 11	0- 0		0- 0		AWAY		0- 4		0- 3	3- 4
1- 1	0- 0		0- 0		NEUTRAL		0- 0		0- 1	1- 0
4- 5	0- 0		0- 1		NON-CONFERENCE		0- 3		0- 1	4- 0
2- 1	0- 0		0- 1		HOME		0- 0		0- 0	2- 0
1- 4	0- 0		0- 0		AWAY		0- 3		0- 1	1- 0
1- 0	0- 0		0- 0		NEUTRAL		0- 0		0- 0	1- 0
9- 10	0- 0		0- 0		CONFERENCE		1- 1		2- 4	6- 5
7- 2	0- 0		0- 0		HOME		1- 0		2- 1	4- 1
2- 7	0- 0		0- 0		AWAY		0- 1		0- 2	2- 4
0- 1	0- 0		0- 0		NEUTRAL		0- 0		0- 1	0- 0

[illegible]

Non-Div I Games:	Mont. St. Billings	76	57	Great Falls	87	71
------------------	--------------------	----	----	-------------	----	----

Montana St.

Loss, Non-Conf, S Site, H Home A Away N Neutral

Average RPI Win:	279	WON-LOST	WINNING	LAST 10	STRENGTH OF	OPP. STRENGTH	TEAM	ADJ.	CONF.	ADJ CONF.
Average RPI Loss:	156	RECORD	PCT. RANK	GAMES	SCHEDULE	OF SCHEDULE	RPI	RPI	RPI	RPI
DIV. I ONLY	11- 18	245	4- 6	206	285	245	245	26	26	
DIV. I NON-CONF.	3- 9	281	0- 0	88	213	217	217	26	26	
TOTALS	RPI 1-25	RPI 26-50	W-L RECORDS	RPI 51-100	RPI 101-150	RPI 150+				
11- 18	0- 1	0- 0	OVERALL	0- 2	0- 3	11- 12				
6- 7	0- 0	0- 0	HOME	0- 0	0- 2	6- 5				
5- 10	0- 1	0- 0	AWAY	0- 2	0- 1	5- 5				
0- 1	0- 0	0- 0	NEUTRAL	0- 0	0- 0	0- 1				
3- 9	0- 1	0- 0	NON-CONFERENCE	0- 2	0- 2	3- 4				
1- 4	0- 0	0- 0	HOME	0- 0	0- 2	1- 2				
2- 5	0- 1	0- 0	AWAY	0- 2	0- 0	2- 2				
0- 0	0- 0	0- 0	NEUTRAL	0- 0	0- 0	0- 0				
8- 9	0- 0	0- 0	CONFERENCE	0- 0	0- 1	8- 8				
5- 3	0- 0	0- 0	HOME	0- 0	0- 0	5- 3				
3- 5	0- 0	0- 0	AWAY	0- 0	0- 1	3- 4				
0- 1	0- 0	0- 0	NEUTRAL	0- 0	0- 0	0- 1				

RPI 1-25				RPI 26-50				RPI 51-100				RPI 101+ Team's RPI: 245			
RPI	S	Opponent	Score	RPI	S	Opponent	Score	RPI	S	Opponent	Score	RPI	S	Opponent	Score
8	A	Kentucky	62 91					57	A	Ohio	67 87	104	H	Cleveland St.	72 80
								81	A	Akron	61 89	108	H	East Tenn. St.	77 86
												134	A	UT Martin	70 99
												155	A	Tennessee St.	74 75
												155	H	Tennessee St.	74 81
												155	N	Tennessee St.	66 81
												164	H	Southern Ill.	66 75
												167	A	Indiana	57 98
												171	A	Belmont	56 57
												171	H	Belmont	66 55
												176	H	SIUE	61 62
												207	A	Jacksonville St.	64 72
												207	H	Jacksonville St.	78 83
												220	A	USC Upstate	69 75
												229	H	Georgia St.	74 72
												236	A	George Mason	79 70
												253	H	Lipscomb	59 61
												261	A	Austin Peay	82 72
												265	A	Norfolk St.	83 66
												289	A	Eastern Ky.	64 70
												289	H	Eastern Ky.	76 58
												302	H	Eastern Ill.	67 62
												317	A	Southeast Mo. St.	64 59
												331	H	Murray St.	64 63
												335	A	Tennessee Tech	64 54
												335	H	Tennessee Tech	90 82
LAST 12 Division I GAMES:															
				155	N	Tennessee St.	66 81	155	H	Tennessee St.	74 81				
				207	H	Jacksonville St.	78 83	171	H	Belmont	66 55				
				155	A	Tennessee St.	74 75	289	H	Eastern Ky.	76 58				
				335	H	Tennessee Tech	90 82	335	A	Tennessee Tech	64 54				
				289	A	Eastern Ky.	64 70	207	A	Jacksonville St.	64 72				
				171	A	Belmont	56 57	261	A	Austin Peay	82 72				

Non-Div I Games: Brescia 98 68

Morehead St.

■ Loss, 
 ■ Non-Conf, S Site, 
 ■ Home 
 ■ Away 
 N Neutral

Average RPI Win: <b>319</b>	WON-LOST	WINNING	LAST 10	STRENGTH OF	OPP. STRENGTH	TEAM	ADJ.	CONF.	ADJ CONF.
Average RPI Loss: <b>188</b>	RECORD	PCT. RANK	GAMES	SCHEDULE	OF SCHEDULE	RPI	RPI	RPI	RPI
DIV. I ONLY	9- 19	268	3- 7	315	326	293	293	31	31
DIV. I NON-CONF.	1- 10	329	0- 1	163	180	296	296	29	29
TOTALS	RPI 1-25	RPI 26-50	W-L RECORDS	RPI 51-100	RPI 101-150	RPI 150+			
9- 19	0- 1	0- 1	OVERALL	0- 2	0- 3	9- 12			
4- 6	0- 0	0- 0	HOME	0- 0	0- 1	4- 5			
5- 11	0- 1	0- 0	AWAY	0- 2	0- 2	5- 5			
0- 2	0- 0	0- 0	NEUTRAL	0- 0	0- 0	0- 2			
1- 10	0- 1	0- 1	NON-CONFERENCE	0- 2	0- 1	1- 5			
0- 2	0- 0	0- 0	HOME	0- 0	0- 0	0- 2			
1- 7	0- 1	0- 1	AWAY	0- 2	0- 1	1- 2			
0- 1	0- 0	0- 0	NEUTRAL	0- 0	0- 0	0- 1			
8- 9	0- 0	0- 0	CONFERENCE	0- 0	0- 2	8- 7			
4- 4	0- 0	0- 0	HOME	0- 0	0- 1	4- 3			
4- 4	0- 0	0- 0	AWAY	0- 0	0- 1	4- 3			
0- 1	0- 0	0- 0	NEUTRAL	0- 0	0- 0	0- 1			

RPI 1-25				RPI 26-50				RPI 51-100				RPI 101+ Team's RPI: 293			
RPI	S	Opponent	Score	RPI	S	Opponent	Score	RPI	S	Opponent	Score	RPI	S	Opponent	Score
20	A	Chattanooga	40 55	45	A	Oklahoma St.	43 73	59	A	Georgia	36 68	113	A	Hampton	43 63
								86	A	Georgia Tech	76 105	113	H	Hampton	44 78
												137	A	Texas Tech	57 65
												153	H	Savannah St.	58 72
												160	A	Bucknell	50 79
												180	A	N.C. A&T	59 67
												189	H	Stony Brook	48 50
												232	H	Brown	52 59
												255	H	Bethune-Cookman	48 55
												259	A	UMBC	54 46
												265	A	Norfolk St.	63 68
												265	H	Norfolk St.	56 64
												284	H	South Carolina St.	54 46
												296	A	NJIT	49 52
												314	A	UMES	65 50
												314	H	UMES	72 62
												335	N	Tennessee Tech	56 62
												336	A	Coppin St.	62 53
												336	H	Coppin St.	73 55
												336	N	Coppin St.	56 71
												338	H	Florida A&M	57 50
												339	A	N.C. Central	47 63
												340	A	Howard	77 64
												347	A	Delaware St.	64 56
LAST 12 Division I GAMES:															
336	N	Coppin St.	56 71	265	H	Norfolk St.	56 64								
314	A	UMES	65 50	296	A	NJIT	49 52								
336	H	Coppin St.	73 55	284	H	South Carolina St.	54 46								
180	A	N.C. A&T	59 67	153	H	Savannah St.	58 72								
339	A	N.C. Central	47 63	336	A	Coppin St.	62 53								
113	H	Hampton	44 78	340	A	Howard	77 64								

Non-Div I Games: Wesley 90 50 Washington Adventis66 44

Morgan St.

■ Loss, 
 ■ Non-Conf, S Site, 
 ■ Home 
 ■ Away 
 N Neutral

Average RPI Win:	298	WON-LOST	WINNING	LAST 10	STRENGTH OF	OPP. STRENGTH	TEAM	ADJ.	CONF.	ADJ CONF.
Average RPI Loss:	206	RECORD	PCT. RANK	GAMES	SCHEDULE	OF SCHEDULE	RPI	RPI	RPI	RPI
DIV. I ONLY	8- 22	291	1- 9	308	319	321	321	29	29	
DIV. I NON-CONF.	2- 9	297	0- 0	295	288	331	331	28	28	
TOTALS	RPI 1-25	RPI 26-50	W-L RECORDS	RPI 51-100	RPI 101-150	RPI 150+				
8- 22	0- 1	0- 0	OVERALL	0- 2	0- 0	8- 19				
6- 6	0- 0	0- 0	HOME	0- 0	0- 0	6- 6				
2- 16	0- 0	0- 0	AWAY	0- 1	0- 0	2- 2				
0- 0	0- 0	0- 0	NEUTRAL	0- 0	0- 0	0- 0				
2- 9	0- 1	0- 0	NON-CONFERENCE	0- 2	0- 0	2- 6				
2- 1	0- 0	0- 0	HOME	0- 0	0- 0	2- 1				
0- 8	0- 1	0- 0	AWAY	0- 2	0- 0	0- 5				
0- 0	0- 0	0- 0	NEUTRAL	0- 0	0- 0	0- 0				
6- 13	0- 0	0- 0	CONFERENCE	0- 0	0- 0	6- 13				
4- 5	0- 0	0- 0	HOME	0- 0	0- 0	4- 5				
2- 8	0- 0	0- 0	AWAY	0- 0	0- 0	2- 8				
0- 0	0- 0	0- 0	NEUTRAL	0- 0	0- 0	0- 0				

RPI	S	Opponent	Score	RPI	S	Opponent	Score	RPI	S	Opponent	Score	RPI	S	Opponent	Score	Team's RPI: 321
6	A	Maryland	45 109					73	A	Fordham	37 61	156	A	Bryant	72 74	
								82	A	North Carolina St.	60 85	156	A	Bryant	54 76	
												156	H	Bryant	53 55	
												160	H	Bucknell	49 74	
												165	A	Central Conn. St.	49 60	
												165	H	Central Conn. St.	54 50	
												181	A	Robert Morris	44 66	
												181	H	Robert Morris	44 68	
												203	A	Campbell	42 60	
												217	A	Sacred Heart	64 71	
												217	H	Sacred Heart	60 66	
												238	A	Niagara	60 78	
												252	A	St. Francis Brooklyn	46 52	
												252	H	St. Francis Brooklyn	56 48	
												263	A	Davidson	62 67	
												286	A	Loyola Maryland	49 56	
												301	A	Fairleigh Dickinson	56 78	
												301	H	Fairleigh Dickinson	52 54	
												310	A	LIU Brooklyn	76 69	
												310	H	LIU Brooklyn	45 48	
												314	A	UMES	43 58	
												320	A	Saint Francis (PA)	87 90	
												320	H	Saint Francis (PA)	74 64	
												326	A	Wagner	60 58	
												326	H	Wagner	68 65	
												336	H	Coppin St.	81 65	
LAST 12 Division I GAMES:																
156	A	Bryant	54 76	156	H	Bryant	53 55									
320	A	Saint Francis (PA)	87 90	156	A	Bryant	72 74									
326	H	Wagner	68 65	165	A	Central Conn. St.	49 60									
310	H	LIU Brooklyn	45 48	252	A	St. Francis Brooklyn	46 52									
301	H	Fairleigh Dickinson	52 54	217	A	Sacred Heart	64 71									
217	H	Sacred Heart	60 66	181	H	Robert Morris	44 68									

Non-Div I Games:

Mt. St. Mary's

■ Loss, 
 ■ Non-Conf, S Site, 
 ■ Home 
 ■ Away 
 N Neutral

RPI	S	Opponent	Score
347	H	Delaware St.	73 64

Mt. St. Mary's

Average RPI Win:	273	WON-LOST	WINNING	LAST 10	STRENGTH OF	OPP. STRENGTH	TEAM	ADJ.	CONF.	ADJ CONF.
Average RPI Loss:	198	RECORD	PCT. RANK	GAMES	SCHEDULE	OF SCHEDULE	RPI	RPI	RPI	RPI
DIV. I ONLY	6- 21	306	3- 7	283	310	331	331	26	26	
DIV. I NON-CONF.	3- 8	263	0- 0	186	294	293	293	26	26	
TOTALS	RPI 1-25	RPI 26-50	W-L RECORDS	RPI 51-100	RPI 101-150	RPI 150+				
6- 21	0- 0	0- 0	OVERALL	0- 2	0- 4	6- 15				
5- 8	0- 0	0- 0	HOME	0- 1	0- 1	5- 6				
1- 12	0- 0	0- 0	AWAY	0- 1	0- 3	1- 8				
0- 1	0- 0	0- 0	NEUTRAL	0- 0	0- 0	0- 1				
3- 8	0- 0	0- 0	NON-CONFERENCE	0- 2	0- 2	3- 4				
3- 2	0- 0	0- 0	HOME	0- 1	0- 0	3- 1				
0- 5	0- 0	0- 0	AWAY	0- 1	0- 2	0- 2				
0- 1	0- 0	0- 0	NEUTRAL	0- 0	0- 0	0- 1				
3- 13	0- 0	0- 0	CONFERENCE	0- 0	0- 2	3- 11				
2- 6	0- 0	0- 0	HOME	0- 0	0- 1	2- 5				
1- 7	0- 0	0- 0	AWAY	0- 0	0- 1	1- 6				
0- 0	0- 0	0- 0	NEUTRAL	0- 0	0- 0	0- 0				

RPI 1-25				RPI 26-50				RPI 51-100				RPI 101+				Team's RPI: 331	
RPI	S	Opponent	Score	RPI	S	Opponent	Score	RPI	S	Opponent	Score	RPI	S	Opponent	Score		
								57	H	Ohio	60	111	105	A	Illinois	44	64
								88	A	Wright St.	68	75	119	A	Ball St.	59	85
												134	A	UT Martin	74	87	
												134	H	UT Martin	85	95	
												155	H	Tennessee St.	72	76	
												162	A	Kennesaw St.	60	65	
												164	A	Southern Ill.	63	78	
												171	H	Belmont	68	79	
												176	A	SIUE	52	78	
												176	H	SIUE	69	78	
												200	H	Jacksonville	80	62	
												207	A	Jacksonville St.	73	78	
												245	A	Morehead St.	63	64	
												251	H	Evansville	83	93	
												253	H	Lipscomb	74	71	
												261	A	Austin Peay	98	84	
												261	H	Austin Peay	72	67	
												272	N	Jackson St.	81	90	
												289	H	Eastern Ky.	59	64	
												302	A	Eastern Ill.	59	75	
												302	H	Eastern Ill.	67	81	
												317	A	Southeast Mo. St.	66	88	
												317	H	Southeast Mo. St.	86	81	
												335	A	Tennessee Tech	69	74	
												346	H	Alabama A&M	102	81	
LAST 12 Division I GAMES:																	
				134	A	UT Martin	74	87		317	H	Southeast Mo. St.	86	81			
				261	H	Austin Peay	72	67		134	H	UT Martin	85	95			
				302	H	Eastern Ill.	67	81		302	A	Eastern Ill.	59	75			
				317	A	Southeast Mo. St.	66	88		176	A	SIUE	52	78			
				176	H	SIUE	69	78		289	H	Eastern Ky.	59	64			
				261	A	Austin Peay	98	84		171	H	Belmont	68	79			

Non-Div I Games: Brescia 118 50 Blackburn 110 31

Murray St.

■ Loss, 
 ■ Non-Conf, S Site, 
 ■ Home 
 ■ Away 
 N Neutral



[illegible]

Johnson C. Smith 76 45

Overall				Through Games Of March 11, 2018						
Average RPI Win:	315	WON-LOST	WINNING	LAST 10	STRENGTH OF	OPP. STRENGTH	TEAM	ADJ.	CONF.	ADJ CONF.
Average RPI Loss:	222	RECORD	PCT. RANK	GAMES	SCHEDULE	OF SCHEDULE	RPI	RPI	RPI	RPI
DIV. I ONLY	7- 21	296	3- 7	320	343	339	339	31	31	
DIV. I NON-CONF.	2- 9	297	0- 0	262	307	316	316	29	29	
TOTALS	RPI 1-25	RPI 26-50	W-L RECORDS	RPI 51-100	RPI 101-150	RPI 150+				
7- 21	0- 1	0- 1	OVERALL	0- 0	0- 1	7- 18				
6- 6	0- 0	0- 0	HOME	0- 0	0- 0	6- 6				
1- 14	0- 1	0- 1	AWAY	0- 0	0- 1	1- 11				
0- 1	0- 0	0- 0	NEUTRAL	0- 0	0- 0	0- 1				
2- 9	0- 1	0- 1	NON-CONFERENCE	0- 0	0- 0	2- 7				
1- 3	0- 0	0- 0	HOME	0- 0	0- 0	1- 3				
1- 6	0- 1	0- 1	AWAY	0- 0	0- 0	1- 4				
0- 0	0- 0	0- 0	NEUTRAL	0- 0	0- 0	0- 0				
5- 12	0- 0	0- 0	CONFERENCE	0- 0	0- 1	5- 11				
5- 3	0- 0	0- 0	HOME	0- 0	0- 0	5- 3				
0- 8	0- 0	0- 0	AWAY	0- 0	0- 1	0- 7				
0- 1	0- 0	0- 0	NEUTRAL	0- 0	0- 0	0- 1				

RPI 1-25					
RPI	S	Opponent	Score		
3	A	South Carolina	26	90	
RPI 26-50					
RPI	S	Opponent	Score		
36	A	Syracuse	25	70	
RPI 51-100					
RPI	S	Opponent	Score		
Team's RPI: 339					
RPI	S	Opponent	Score		
113	A	Hampton	36	75	
153	A	Savannah St.	54	65	
153	H	Savannah St.	61	82	
180	A	N.C. A&T	33	58	
180	H	N.C. A&T	46	67	
197	H	Winthrop	63	71	
199	A	Virginia Tech	44	80	
203	A	Campbell	60	65	
242	H	Presbyterian	33	45	
255	A	Bethune-Cookman	57	71	
255	H	Bethune-Cookman	33	50	
265	A	Norfolk St.	58	82	
279	A	Gardner-Webb	53	73	
284	H	South Carolina St.	56	54	
293	H	Morgan St.	63	47	
298	A	Western Caro.	64	59	
306	H	UNC Asheville	55	52	
314	A	UMES	61	71	
314	N	UMES	47	67	
315	H	Wofford	55	69	
334	A	Coastal Caro.	52	67	
336	H	Coppin St.	59	58	
338	A	Florida A&M	58	65	
338	H	Florida A&M	59	48	
340	A	Howard	65	70	
347	H	Delaware St.	66	59	
255	A	Bethune-Cookman	57	71	
180	A	N.C. A&T	33	58	
338	H	Florida A&M	59	48	
347	H	Delaware St.	66	59	
336	H	Coppin St.	59	58	
113	A	Hampton	36	75	
LAST 12 Division I GAMES:					
314	N	UMES	47	67	
180	H	N.C. A&T	46	67	
153	A	Savannah St.	54	65	
255	H	Bethune-Cookman	33	50	
293	H	Morgan St.	63	47	
338	A	Florida A&M	58	65	

Non-Div I Games:	Bluefield St.	63	66
------------------	---------------	----	----

N.C. Central

Loss, Non-Conf, S Site, H Home A Away N Neutral

Average RPI Win:	289	WON-LOST	WINNING	LAST 10	STRENGTH OF	OPP. STRENGTH	TEAM	ADJ.	CONF.	ADJ CONF.
Average RPI Loss:	185	RECORD	PCT. RANK	GAMES	SCHEDULE	OF SCHEDULE	RPI	RPI	RPI	RPI
DIV. I ONLY	10- 17	247	2- 6	331	264	296	296	33	33	
DIV. I NON-CONF.	10- 17	220	3- 7	310	300	295	295	33	33	
TOTALS	RPI 1-25	RPI 26-50	W-L RECORDS	RPI 51-100	RPI 101-150	RPI 150+				
10- 17	0- 0	0- 1	OVERALL	0- 2	0- 3	10- 11				
7- 6	0- 0	0- 0	HOME	0- 1	0- 2	7- 3				
3- 10	0- 0	0- 1	AWAY	0- 1	0- 1	3- 7				
0- 1	0- 0	0- 0	NEUTRAL	0- 0	0- 0	0- 1				
10- 17	0- 0	0- 1	NON-CONFERENCE	0- 2	0- 3	10- 11				
7- 6	0- 0	0- 0	HOME	0- 1	0- 2	7- 3				
3- 10	0- 0	0- 1	AWAY	0- 1	0- 1	3- 7				
0- 1	0- 0	0- 0	NEUTRAL	0- 0	0- 0	0- 1				
0- 0	0- 0	0- 0	CONFERENCE	0- 0	0- 0	0- 0				
0- 0	0- 0	0- 0	HOME	0- 0	0- 0	0- 0				
0- 0	0- 0	0- 0	AWAY	0- 0	0- 0	0- 0				
0- 0	0- 0	0- 0	NEUTRAL	0- 0	0- 0	0- 0				

RPI S	Opponent	Score	RPI S	Opponent	Score	RPI S	Opponent	Score	RPI S	Opponent	Score	Team's RPI: 296
39	A Seton Hall	62 74	52	H Penn	29 59	102	H Hofstra	47 62	107	H Lehigh	54 74	
			85	A St. John's (NY)	42 66	116	A Harvard	54 66	152	A Dartmouth	63 68	
						202	A Clemson	47 64	204	A Tex.-Pan American	53 54	
						204	H Tex.-Pan American	59 54	209	A New Hampshire	56 61	
						213	A Lafayette	50 66	218	A UMass Lowell	51 60	
						221	A Fla. Atlantic	65 57	232	A Brown	39 67	
						252	H St. Francis Brooklyn	57 50	267	N North Dakota St.	48 60	
						290	H Columbia	38 45	293	H Morgan St.	52 49	
						301	A Fairleigh Dickinson	68 64	310	H LIU Brooklyn	48 57	
						314	H UMES	70 41	315	A Wofford	76 50	
						325	H Binghamton	52 48	326	H Wagner	60 54	
						343	H Chicago St.	59 48	347	H Delaware St.	54 56	
LAST 12 Division I GAMES:												
218	A UMass Lowell	51 60	232	A Brown	39 67	326	H Wagner	60 54				
314	H UMES	70 41	116	A Harvard	54 66	343	H Chicago St.	59 48				
204	A Tex.-Pan American	53 54	290	H Columbia	38 45							
293	H Morgan St.	52 49	204	H Tex.-Pan American	59 54							
347	H Delaware St.	54 56	343	H Chicago St.	59 48							
52	H Penn	29 59	315	A Wofford	76 50							

Non-Div I Games: St. Joseph (VT) 92 39 St. Joseph's (Brkln) 78 35

NJIT

Loss, Non-Conf, S Site, H Home A Away N Neutral

Average RPI Win: <b>234</b>	WON-LOST	WINNING	LAST 10	STRENGTH OF	OPP. STRENGTH	TEAM	ADJ.	CONF.	ADJ CONF.
Average RPI Loss: <b>146</b>	RECORD	PCT. RANK	GAMES	SCHEDULE	OF SCHEDULE	RPI	RPI	RPI	RPI
DIV. I ONLY	<b>16- 14</b>	<b>159</b>	<b>5- 5</b>	<b>237</b>	<b>229</b>	<b>196</b>	<b>196</b>	<b>18</b>	<b>18</b>
DIV. I NON-CONF.	<b>5- 5</b>	<b>158</b>	<b>0- 0</b>	<b>325</b>	<b>261</b>	<b>275</b>	<b>275</b>	<b>20</b>	<b>20</b>
TOTALS	RPI 1-25	RPI 26-50	W-L RECORDS	RPI 51-100	RPI 101-150	RPI 150+			
16- 14	0- 0	0- 0	OVERALL	1- 5	2- 1	13- 8			
10- 5	0- 0	0- 0	HOME	0- 3	1- 0	9- 2			
6- 9	0- 0	0- 0	AWAY	1- 2	1- 1	4- 6			
0- 0	0- 0	0- 0	NEUTRAL	0- 0	0- 0	0- 0			
5- 5	0- 0	0- 0	NON-CONFERENCE	0- 1	0- 1	5- 3			
5- 1	0- 0	0- 0	HOME	0- 1	0- 0	5- 0			
0- 4	0- 0	0- 0	AWAY	0- 0	0- 1	0- 3			
0- 0	0- 0	0- 0	NEUTRAL	0- 0	0- 0	0- 0			
11- 9	0- 0	0- 0	CONFERENCE	1- 4	2- 0	8- 5			
5- 4	0- 0	0- 0	HOME	0- 2	1- 0	4- 2			
6- 5	0- 0	0- 0	AWAY	1- 2	1- 0	4- 3			
0- 0	0- 0	0- 0	NEUTRAL	0- 0	0- 0	0- 0			

RPI 1-25			RPI 26-50			RPI 51-100				RPI 101+			Team's RPI: 196		
RPI	S	Opponent	Score	RPI	S	Opponent	Score	RPI	S	Opponent	Score	RPI	S	Opponent	Score
								51	A	American	49 59	101	A	Elon	56 69
								51	A	American	53 60	107	A	Lehigh	50 44
								51	H	American	29 41	107	H	Lehigh	47 44
								52	H	Penn	51 60	160	A	Bucknell	60 49
								98	A	Army	53 50	160	A	Bucknell	50 51
								98	H	Army	46 58	160	H	Bucknell	42 44
												179	A	Oregon	64 72
												180	A	N.C. A&T	47 52
												185	A	Holy Cross	44 48
												185	H	Holy Cross	44 60
												213	A	Lafayette	65 60
												213	H	Lafayette	65 52
												236	H	George Mason	84 79
												243	H	Towson	55 51
												264	A	Colgate	65 63
												264	H	Colgate	64 52
												274	H	Grand Canyon	60 51
												286	A	Loyola Maryland	49 55
												286	H	Loyola Maryland	59 50
												308	H	UNC Greensboro	71 64
												311	A	Portland St.	50 56
												322	A	Boston U.	61 55
												322	H	Boston U.	48 40
												327	H	Saint Peter's	71 35
LAST 12 Division I GAMES:															
				51	A	American	53 60					264	H	Colgate	64 52
				160	A	Bucknell	60 49					160	A	Bucknell	50 51
				286	H	Loyola Maryland	59 50					98	H	Army	46 58
				51	H	American	29 41					322	H	Boston U.	48 40
				185	A	Holy Cross	44 48					213	A	Lafayette	65 60
				107	A	Lehigh	50 44					51	A	American	49 59

Non-Div I Games: Mary Washington 79 59

Navy

Average RPI Win: <b>133</b>	WON-LOST	WINNING	LAST 10	STRENGTH OF	OPP. STRENGTH	TEAM	ADJ.	CONF.	ADJ CONF.
Average RPI Loss: <b>39</b>	RECORD	PCT. RANK	GAMES	SCHEDULE	OF SCHEDULE	RPI	RPI	RPI	RPI
DIV. I ONLY	21- 10	73	4- 6	35	25	35	35	4	4
DIV. I NON-CONF.	10- 1	17	0- 0	142	85	25	25	2	2
TOTALS	RPI 1-25	RPI 26-50	W-L RECORDS	RPI 51-100	RPI 101-150	RPI 150+			
21- 10	1- 5	1- 4	OVERALL	5- 0	7- 0	7- 1			
13- 3	1- 2	1- 1	HOME	1- 0	5- 0	5- 0			
7- 6	0- 2	0- 3	AWAY	4- 0	1- 0	2- 1			
1- 1	0- 1	0- 0	NEUTRAL	0- 0	1- 0	0- 0			
10- 1	1- 0	0- 0	NON-CONFERENCE	3- 0	3- 0	3- 1			
7- 0	1- 0	0- 0	HOME	0- 0	3- 0	3- 0			
3- 1	0- 0	0- 0	AWAY	3- 0	0- 0	0- 1			
0- 0	0- 0	0- 0	NEUTRAL	0- 0	0- 0	0- 0			
11- 9	0- 5	1- 4	CONFERENCE	2- 0	4- 0	4- 0			
6- 3	0- 2	1- 1	HOME	1- 0	2- 0	2- 0			
4- 5	0- 2	0- 3	AWAY	1- 0	1- 0	2- 0			
1- 1	0- 1	0- 0	NEUTRAL	0- 0	1- 0	0- 0			

RPI	S	Opponent	Score	RPI	S	Opponent	Score	Team's RPI: 35	RPI	S	Opponent	Score	RPI	S	Opponent	Score
6	A	Maryland	47 <b>59</b>	27	H	Ohio St.	60 <b>78</b>		68	H	Michigan	75 60	105	A	Illinois	58 53
6	H	Maryland	47 <b>75</b>	34	A	Northwestern	51 <b>59</b>		70	A	Washington St.	82 61	105	H	Illinois	59 57
9	A	Iowa	72 <b>78</b>	42	A	Rutgers	43 <b>46</b>		77	A	Michigan St.	71 67	105	N	Illinois	86 71
9	H	Iowa	61 <b>69</b>	43	A	Minnesota	69 <b>72</b>		89	A	Creighton	60 57	125	H	Bakersfield	54 45
9	N	Iowa	65 <b>74</b>	43	H	Minnesota	74 50		93	A	UCLA	71 66	128	H	Northern Colo.	63 56
14	H	Duke	60 54										133	H	Purdue	69 59
													149	H	High Point	83 57
													159	A	Wisconsin	89 72
													159	H	Wisconsin	70 63
													167	A	Indiana	67 64
													201	A	Alabama	51 <b>53</b>
													226	H	Penn St.	73 45
													230	H	Pepperdine	100 65
													237	H	Utah	66 43
													313	H	Alcorn	83 49
LAST 12 Division I GAMES:																
		9	N	Iowa	65 <b>74</b>				159	H	Wisconsin	70 63				
		105	N	Illinois	86 71				9	H	Iowa	61 <b>69</b>				
		27	H	Ohio St.	60 <b>78</b>				6	A	Maryland	47 <b>59</b>				
		43	H	Minnesota	74 50				42	A	Rutgers	43 <b>46</b>				
		167	A	Indiana	67 64				68	H	Michigan	75 60				
		34	A	Northwestern	51 <b>59</b>				105	H	Illinois	59 57				

Non-Div I Games:

Nebraska

RPI 1-25				RPI 26-50				RPI 51-100				RPI 101+				Team's RPI: 287	
RPI	S	Opponent	Score	RPI	S	Opponent	Score	RPI	S	Opponent	Score	RPI	S	Opponent	Score		
19	N	Oregon St.	50 73	49	A	BYU	60 65	54	A	Fresno St.	43 65	120	H	Boise St.	47 51		
23	A	California	54 76					54	H	Fresno St.	44 62	121	N	Toledo	56 65		
								61	H	Pacific	53 64	135	A	San Francisco	48 63		
								84	A	Colorado St.	61 68	214	A	Wyoming	54 77		
								84	H	Colorado St.	58 59	214	H	Wyoming	45 61		
								92	A	New Mexico	45 63	225	A	San Diego St.	49 57		
								100	H	Ole Miss	66 77	225	H	San Diego St.	50 44		
												225	N	San Diego St.	48 70		
												228	A	San Jose St.	72 81		
												228	H	San Jose St.	77 80		
												233	A	UNLV	52 75		
												233	H	UNLV	71 62		
												274	A	Grand Canyon	64 52		
												277	A	Utah St.	57 68		
												277	H	Utah St.	49 44		
												292	H	Portland	84 59		
												328	H	UC Santa Barbara	71 58		
												345	A	Air Force	76 53		
												345	H	Air Force	74 42		
LAST 12 Division I GAMES:																	
				225	N	San Diego St.	48 70	214	A	Wyoming	54 77						
				225	H	San Diego St.	50 44	92	A	New Mexico	45 63						
				84	A	Colorado St.	61 68	277	H	Utah St.	49 44						
				228	A	San Jose St.	72 81	228	H	San Jose St.	77 80						
				345	H	Air Force	74 42	225	A	San Diego St.	49 57						
				120	H	Boise St.	47 51	214	H	Wyoming	45 61						

Non-Div I Games: Cal St. Stanislaus 83 57

New Hampshire

Through Games Of March 11, 2015

Average RPI Win:	248	WON-LOST	WINNING	LAST 10	STRENGTH OF	OPP. STRENGTH	TEAM	ADJ.	CONF.	ADJ CONF.
Average RPI Loss:	155	RECORD	PCT. RANK	GAMES	SCHEDULE	OF SCHEDULE	RPI	RPI	RPI	RPI
DIV. I ONLY	16- 12	122	3- 7	307	224	209	209	23	23	
DIV. I NON-CONF.	7- 4	107	0- 0	336	251	201	201	23	23	
TOTALS	RPI 1-25	RPI 26-50	W-L RECORDS	RPI 51-100	RPI 101-150	RPI 150+				
16- 12	0- 0	0- 0	OVERALL	1- 4	2- 2	13- 6				
8- 5	0- 0	0- 0	HOME	1- 1	1- 0	6- 4				
8- 6	0- 0	0- 0	AWAY	0- 3	1- 1	7- 2				
0- 1	0- 0	0- 0	NEUTRAL	0- 0	0- 1	0- 0				
7- 4	0- 0	0- 0	NON-CONFERENCE	0- 1	0- 1	7- 2				
3- 2	0- 0	0- 0	HOME	0- 0	0- 0	3- 2				
4- 2	0- 0	0- 0	AWAY	0- 1	0- 1	4- 0				
0- 0	0- 0	0- 0	NEUTRAL	0- 0	0- 0	0- 0				
9- 8	0- 0	0- 0	CONFERENCE	1- 3	2- 1	6- 4				
5- 3	0- 0	0- 0	HOME	1- 1	1- 0	3- 2				
4- 4	0- 0	0- 0	AWAY	0- 2	1- 0	3- 2				
0- 1	0- 0	0- 0	NEUTRAL	0- 0	0- 1	0- 0				

RPI 1-25				RPI 26-50				RPI 51-100				RPI 101+				Team's RPI: 209	
RPI	S	Opponent	Score	RPI	S	Opponent	Score	RPI	S	Opponent	Score	RPI	S	Opponent	Score		
								52	A	Penn	39 74	118	A	Boston College	58 64		
								80	A	Albany (NY)	65 76	145	A	Hartford	65 63		
								80	H	Albany (NY)	48 74	145	H	Hartford	55 50		
								95	A	Maine	56 87	145	N	Hartford	42 58		
								95	H	Maine	61 47	152	H	Dartmouth	60 44		
												156	H	Bryant	54 57		
												165	H	Central Conn. St.	58 64		
												189	A	Stony Brook	60 52		
												189	H	Stony Brook	52 60		
												218	A	UMass Lowell	65 70		
												218	H	UMass Lowell	58 51		
												232	H	Brown	60 57		
												259	A	UMBC	55 69		
												259	H	UMBC	67 45		
												296	H	NJIT	61 56		
												304	A	Vermont	64 56		
												304	H	Vermont	60 63		
												305	A	Northeastern	63 62		
												322	A	Boston U.	67 55		
												323	A	Manhattan	58 54		
												325	A	Binghamton	76 58		
												325	H	Binghamton	73 68		
												340	A	Howard	78 68		
LAST 12 Division I GAMES:																	
				145	N	Hartford	42 58	259	A	UMBC	55 69						
				95	H	Maine	61 47	80	H	Albany (NY)	48 74						
				218	A	UMass Lowell	65 70	189	H	Stony Brook	52 60						
				145	H	Hartford	55 50	95	A	Maine	56 87						
				325	A	Binghamton	76 58	145	A	Hartford	65 63						
				304	H	Vermont	60 63	218	H	UMass Lowell	58 51						

Non-Div I Games: Daniel Webster 84 32

New Hampshire

Loss, Non-Conf, S Site, H Home A Away N Neutral

Average RPI Win:	220	WON-LOST	WINNING	LAST 10	STRENGTH OF	OPP. STRENGTH	TEAM	ADJ.	CONF.	ADJ CONF.
Average RPI Loss:	98	RECORD	PCT. RANK	GAMES	SCHEDULE	OF SCHEDULE	RPI	RPI	RPI	RPI
DIV. I ONLY	20- 11	85	9- 1	129	160	92	92	22	22	
DIV. I NON-CONF.	4- 7	221	0- 0	75	118	200	200	19	19	
TOTALS	RPI 1-25	RPI 26-50	W-L RECORDS	RPI 51-100	RPI 101-150	RPI 150+				
20- 11	0- 2	0- 2	OVERALL	3- 2	1- 3	16- 2				
13- 2	0- 1	0- 0	HOME	2- 0	1- 1	10- 0				
5- 7	0- 1	0- 1	AWAY	0- 2	0- 2	5- 1				
2- 2	0- 0	0- 1	NEUTRAL	1- 0	0- 0	1- 1				
4- 7	0- 2	0- 2	NON-CONFERENCE	0- 0	0- 2	4- 1				
4- 2	0- 1	0- 0	HOME	0- 0	0- 1	4- 0				
0- 3	0- 1	0- 1	AWAY	0- 0	0- 1	0- 0				
0- 2	0- 0	0- 1	NEUTRAL	0- 0	0- 0	0- 1				
16- 4	0- 0	0- 0	CONFERENCE	3- 2	1- 1	12- 1				
9- 0	0- 0	0- 0	HOME	2- 0	1- 0	6- 0				
5- 4	0- 0	0- 0	AWAY	0- 2	0- 1	5- 1				
2- 0	0- 0	0- 0	NEUTRAL	1- 0	0- 0	1- 0				

RPI 1-25				RPI 26-50				RPI 51-100				Team's RPI: 92	RPI 101+			
RPI	S	Opponent	Score	RPI	S	Opponent	Score	RPI	S	Opponent	Score		RPI	S	Opponent	Score
18	H	Stanford	65 70	33	N	Texas A&M	52 66	54	A	Fresno St.	65 71		120	A	Boise St.	65 86
21	A	Texas	37 86	37	A	DePaul	59 97	54	H	Fresno St.	63 60		120	H	Boise St.	63 50
								54	N	Fresno St.	64 53		132	A	New Mexico St.	59 70
								84	A	Colorado St.	38 44		143	H	UC Riverside	62 70
								84	H	Colorado St.	67 40		154	H	Cal Poly	84 68
													204	N	Tex.-Pan American	59 61
													214	A	Wyoming	66 55
													214	H	Wyoming	60 54
													225	A	San Diego St.	63 47
													225	H	San Diego St.	62 53
													225	N	San Diego St.	57 56
													228	A	San Jose St.	64 62
													233	A	UNLV	73 79
													233	H	UNLV	63 60
													244	H	UTEP	72 57
													266	H	Northern Ariz.	56 37
													277	A	Utah St.	56 51
													277	H	Utah St.	60 59
													287	H	Nevada	63 45
													322	H	Boston U.	56 49
													345	A	Air Force	70 47
													345	H	Air Force	69 46
LAST 12 Division I GAMES:																
				54	N	Fresno St.	64 53	225	A	San Diego St.	63 47					
				225	N	San Diego St.	57 56	287	H	Nevada	63 45					
				214	A	Wyoming	66 55	84	H	Colorado St.	67 40					
				54	H	Fresno St.	63 60	277	A	Utah St.	56 51					
				120	H	Boise St.	63 50	345	H	Air Force	69 46					
				233	A	UNLV	73 79	228	A	San Jose St.	64 62					

Non-Div I Games:

New Mexico

  Loss, 
  Non-Conf, S Site, 
  Home 
  Away 
N Neutral



Average RPI Win:	261	WON-LOST	WINNING	LAST 10	STRENGTH OF	OPP. STRENGTH	TEAM	ADJ.	CONF.	ADJ CONF.
Average RPI Loss:	164	RECORD	PCT. RANK	GAMES	SCHEDULE	OF SCHEDULE	RPI	RPI	RPI	RPI
DIV. I ONLY	18- 7	47	9- 1	296	313	132	132	30	30	
DIV. I NON-CONF.	5- 6	178	0- 0	192	226	206	206	30	30	
TOTALS	RPI 1-25	RPI 26-50	W-L RECORDS	RPI 51-100	RPI 101-150	RPI 150+				
18- 7	0- 0	0- 0	OVERALL	1- 1	1- 3	16- 3				
10- 2	0- 0	0- 0	HOME	1- 0	1- 0	8- 2				
7- 4	0- 0	0- 0	AWAY	0- 0	0- 0	7- 0				
1- 1	0- 0	0- 0	NEUTRAL	0- 1	0- 0	1- 0				
5- 6	0- 0	0- 0	NON-CONFERENCE	1- 1	0- 2	4- 3				
3- 2	0- 0	0- 0	HOME	1- 0	0- 0	2- 2				
1- 3	0- 0	0- 0	AWAY	0- 0	0- 2	1- 1				
1- 1	0- 0	0- 0	NEUTRAL	0- 1	0- 0	1- 0				
13- 1	0- 0	0- 0	CONFERENCE	0- 0	1- 1	12- 0				
7- 0	0- 0	0- 0	HOME	0- 0	1- 0	6- 0				
6- 1	0- 0	0- 0	AWAY	0- 0	0- 1	6- 0				
0- 0	0- 0	0- 0	NEUTRAL	0- 0	0- 0	0- 0				

RPI 1-25			RPI 26-50			RPI 51-100			RPI 101+			Team's RPI: 132
RPI	S	Opponent	Score	RPI	S	Opponent	Score	RPI	S	Opponent	Score	
						61 N Pacific	62 67	120 A		Boise St.	45 70	
						92 H New Mexico	70 59	123 A		Sacramento St.	85 93	
								125 A		Bakersfield	78 82	
								125 H		Bakersfield	90 78	
								154 H		Cal Poly	79 65	
								204 A		Tex.-Pan American	74 71	
								204 H		Tex.-Pan American	80 60	
								212 H		Cal St. Fullerton	51 66	
								221 N		Fla. Atlantic	57 44	
								244 A		UTEP	73 78	
								256 A		Southern Utah	81 64	
								260 H		Weber St.	97 100	
								267 H		North Dakota St.	79 59	
								274 A		Grand Canyon	74 62	
								274 H		Grand Canyon	61 60	
								300 A		Seattle	76 69	
								300 H		Seattle	76 66	
								329 A		Utah Valley	68 58	
								329 H		Utah Valley	67 62	
								342 A		UMKC	60 48	
								342 H		UMKC	78 59	
								343 A		Chicago St.	62 54	
								343 H		Chicago St.	70 53	
LAST 12 Division I GAMES:												
343	A	Chicago St.	62 54	342	H	UMKC	78 59					
204	H	Tex.-Pan American	80 60	343	H	Chicago St.	70 53					
274	H	Grand Canyon	61 60	204	A	Tex.-Pan American	74 71					
329	H	Utah Valley	67 62	329	A	Utah Valley	68 58					
125	A	Bakersfield	78 82	274	A	Grand Canyon	74 62					
300	A	Seattle	76 69	300	H	Seattle	76 66					

Non-Div I Games: Eastern N.M. 79 51 Northern N.M. 81 39

New Mexico St.

■ Loss, 
 ■ Non-Conf, S Site, 
 ■ Home 
 ■ Away 
 N Neutral

Average RPI Win:	265	WON-LOST	WINNING	LAST 10	STRENGTH OF	OPP. STRENGTH	TEAM	ADJ.	CONF.	ADJ CONF.
Average RPI Loss:	208	RECORD	PCT. RANK	GAMES	SCHEDULE	OF SCHEDULE	RPI	RPI	RPI	RPI
DIV. I ONLY	7- 18	289	6- 4	275	302	303	303	27	27	
DIV. I NON-CONF.	1- 6	316	0- 0	147	174	297	297	27	27	
TOTALS	RPI 1-25	RPI 26-50	W-L RECORDS	RPI 51-100	RPI 101-150	RPI 150+				
7- 18	0- 0	0- 2	OVERALL	0- 0	0- 2	7- 14				
5- 6	0- 0	0- 1	HOME	0- 0	0- 0	5- 5				
2- 12	0- 0	0- 0	AWAY	0- 0	0- 0	2- 1				
0- 0	0- 0	0- 0	NEUTRAL	0- 0	0- 0	0- 0				
1- 6	0- 0	0- 2	NON-CONFERENCE	0- 0	0- 1	1- 3				
1- 1	0- 0	0- 1	HOME	0- 0	0- 0	1- 0				
0- 5	0- 0	0- 1	AWAY	0- 0	0- 1	0- 3				
0- 0	0- 0	0- 0	NEUTRAL	0- 0	0- 0	0- 0				
6- 12	0- 0	0- 0	CONFERENCE	0- 0	0- 1	6- 11				
4- 5	0- 0	0- 0	HOME	0- 0	0- 0	4- 5				
2- 7	0- 0	0- 0	AWAY	0- 0	0- 1	2- 6				
0- 0	0- 0	0- 0	NEUTRAL	0- 0	0- 0	0- 0				

RPI S	Opponent	Score	RPI S	Opponent	Score	RPI S	Opponent	Score	RPI S	Opponent	Score	Team's RPI: 303
29	H Mississippi St.	45 85	45	A Oklahoma St.	33 84				115	A Tulsa	55 78	
									127	A Stephen F. Austin	56 76	
									183	H Lamar	54 64	
									201	A Alabama	58 87	
									207	A Jacksonville St.	51 65	
									210	A Nicholls St.	40 56	
									210	H Nicholls St.	68 63	
									211	A McNeese St.	58 82	
									211	H McNeese St.	90 86	
									227	A Northwestern St.	72 70	
									227	H Northwestern St.	63 75	
									246	A A&M-Corpus Christi	52 66	
									246	H A&M-Corpus Christi	46 58	
									249	A Central Ark.	44 50	
									249	H Central Ark.	46 53	
									257	H Abilene Christian	71 50	
									274	A Grand Canyon	57 59	
									283	A Houston Baptist	45 63	
									285	H Kent St.	58 55	
									295	H Sam Houston St.	59 75	
									332	A Southeastern La.	76 64	
									332	H Southeastern La.	84 75	
									341	A Incarnate Word	59 71	
LAST 12 Division I GAMES:												
227	A Northwestern St.	72 70	246	A A&M-Corpus Christi	52 66							
332	H Southeastern La.	84 75	249	A Central Ark.	44 50							
257	H Abilene Christian	71 50	211	H McNeese St.	90 86							
210	H Nicholls St.	68 63	211	A McNeese St.	58 82							
227	H Northwestern St.	63 75	210	A Nicholls St.	40 56							
332	A Southeastern La.	76 64	246	H A&M-Corpus Christi	46 58							

Non-Div I Games: West Ala. 54 66 Crowley's Ridge 87 54

New Orleans

Loss, Non-Conf, S Site, H Home A Away N Neutral

## Niagara

Through Games Of March 11, 2015

Average RPI Win:	245	WON-LOST	WINNING	LAST 10	STRENGTH OF	OPP. STRENGTH	TEAM	ADJ.	CONF.	ADJ CONF.
Average RPI Loss:	167	RECORD	PCT. RANK	GAMES	SCHEDULE	OF SCHEDULE	RPI	RPI	RPI	RPI
DIV. I ONLY	14- 17	205	5- 5	292	232	238	238	24	24	
DIV. I NON-CONF.	4- 5	188	0- 0	225	177	197	197	24	24	
TOTALS	RPI 1-25	RPI 26-50	W-L RECORDS	RPI 51-100	RPI 101-150	RPI 150+				
14- 17	0- 2	0- 1	OVERALL	0- 1	2- 2	12- 11				
6- 8	0- 1	0- 0	HOME	0- 0	0- 1	6- 6				
7- 8	0- 1	0- 1	AWAY	0- 1	2- 1	5- 4				
1- 1	0- 0	0- 0	NEUTRAL	0- 0	0- 0	1- 1				
4- 5	0- 0	0- 1	NON-CONFERENCE	0- 1	1- 1	3- 2				
2- 2	0- 0	0- 0	HOME	0- 0	0- 0	2- 2				
2- 3	0- 0	0- 1	AWAY	0- 1	1- 1	1- 0				
0- 0	0- 0	0- 0	NEUTRAL	0- 0	0- 0	0- 0				
10- 12	0- 2	0- 0	CONFERENCE	0- 0	1- 1	9- 9				
4- 6	0- 1	0- 0	HOME	0- 0	0- 1	4- 4				
5- 5	0- 1	0- 0	AWAY	0- 0	1- 0	4- 4				
1- 1	0- 0	0- 0	NEUTRAL	0- 0	0- 0	1- 1				

RPI S	Opponent	Score	RPI S	Opponent	Score	RPI S	Opponent	Score	RPI S	Opponent	Score	Team's RPI: 238
24	A Quinnipiac	66 80	41	A Pittsburgh	54 70	78	A Youngstown St.	61 83	104	A Cleveland St.	76 58	
24	H Quinnipiac	68 71							117	A Marist	70 65	
									117	H Marist	66 75	
									139	A Buffalo	64 73	
									152	H Dartmouth	70 76	
									166	H St. Bonaventure	60 72	
									168	A Siena	64 59	
									168	H Siena	52 56	
									178	A Fairfield	66 64	
									178	H Fairfield	66 56	
									178	N Fairfield	57 65	
									195	A Iona	53 81	
									195	H Iona	72 83	
									222	H Detroit	71 49	
									241	A Monmouth	59 45	
									241	H Monmouth	69 81	
									262	A Canisius	59 65	
									262	H Canisius	55 66	
									278	A Rider	56 61	
									278	H Rider	44 33	
									321	H Mt. St. Mary's	78 60	
									323	A Manhattan	53 46	
									323	H Manhattan	64 36	
									323	N Manhattan	57 51	
									325	A Binghamton	63 52	
									327	A Saint Peter's	58 65	
LAST 12 Division I GAMES:												
178	N	Fairfield	57	65	117	A	Marist	70	65			
323	N	Manhattan	57	51	168	A	Siena	64	59			
195	A	Iona	53	81	178	H	Fairfield	66	56			
262	A	Canisius	59	65	117	H	Marist	66	75			
278	H	Rider	44	33	323	A	Manhattan	53	46			
241	H	Monmouth	69	81	327	A	Saint Peter's	58	65			

Non-Div I Games:

Niagara

■ Loss, 
 ■ Non-Conf, S Site, 
 ■ Home 
 ■ Away 
 N Neutral

RPI	S	Opponent	Score
327	H	Saint Peter's	73 40

N  
i  
a  
g  
a  
r  
a

N  
i  
a  
g  
a  
r  
a

Niagara

Average RPI Win:	274	WON-LOST	WINNING	LAST 10	STRENGTH OF	OPP. STRENGTH	TEAM	ADJ.	CONF.	ADJ CONF.
Average RPI Loss:	158	RECORD	PCT. RANK	GAMES	SCHEDULE	OF SCHEDULE	RPI	RPI	RPI	RPI
DIV. I ONLY	16- 12	122	8- 2	312	272	210	210	27	27	
DIV. I NON-CONF.	3- 7	250	0- 0	199	100	245	245	27	27	
TOTALS	RPI 1-25	RPI 26-50	W-L RECORDS	RPI 51-100	RPI 101-150	RPI 150+				
16- 12	0- 0	0- 1	OVERALL	0- 3	0- 3	16- 5				
9- 2	0- 0	0- 0	HOME	0- 1	0- 0	9- 1				
5- 8	0- 0	0- 1	AWAY	0- 1	0- 3	5- 3				
2- 2	0- 0	0- 0	NEUTRAL	0- 1	0- 0	2- 1				
3- 7	0- 0	0- 1	NON-CONFERENCE	0- 3	0- 2	3- 1				
1- 1	0- 0	0- 0	HOME	0- 1	0- 0	1- 0				
0- 4	0- 0	0- 1	AWAY	0- 1	0- 2	0- 0				
2- 2	0- 0	0- 0	NEUTRAL	0- 1	0- 0	2- 1				
13- 5	0- 0	0- 0	CONFERENCE	0- 0	0- 1	13- 4				
8- 1	0- 0	0- 0	HOME	0- 0	0- 0	8- 1				
5- 4	0- 0	0- 0	AWAY	0- 0	0- 1	5- 3				
0- 0	0- 0	0- 0	NEUTRAL	0- 0	0- 0	0- 0				

RPI 1-25				RPI 26-50				RPI 51-100				RPI 101+				Team's RPI: 210	
RPI	S	Opponent	Score	RPI	S	Opponent	Score	RPI	S	Opponent	Score	RPI	S	Opponent	Score		
				44	A	Arkansas	52 63	53	A	Tulane	44 77	114	A	Louisiana Tech	62 80		
								78	N	Youngstown St.	50 51	127	A	Stephen F. Austin	59 68		
								94	H	Southern Miss.	57 89	137	A	Texas Tech	49 76		
												172	N	UTSA	57 49		
												183	A	Lamar	62 67		
												211	A	McNeese St.	73 68		
												211	H	McNeese St.	70 59		
												227	A	Northwestern St.	71 74		
												227	H	Northwestern St.	59 40		
												246	H	A&M-Corpus Christi	59 75		
												249	A	Central Ark.	75 72		
												249	H	Central Ark.	53 43		
												257	A	Abilene Christian	63 39		
												265	N	Norfolk St.	69 64		
												283	H	Houston Baptist	70 58		
												288	N	Houston	47 65		
												295	H	Sam Houston St.	67 64		
												303	A	New Orleans	63 68		
												303	H	New Orleans	56 40		
												318	H	South Ala.	66 62		
LAST 12 Division I GAMES:																	
				332	A	Southeastern La.	77 74	332	H	Southeastern La.	93 80	332	A	Southeastern La.	77 74		
				249	H	Central Ark.	53 43	211	H	McNeese St.	70 59	332	H	Southeastern La.	93 80		
				211	A	McNeese St.	73 68	341	A	Incarnate Word	69 58	341	A	Incarnate Word	69 58		
				303	A	New Orleans	63 68	341	H	Incarnate Word	67 34	341	H	Incarnate Word	67 34		
				127	A	Stephen F. Austin	59 68	303	H	New Orleans	56 40						
				227	H	Northwestern St.	59 40	249	A	Central Ark.	75 72						

Non-Div I Games: Southern-N.O. 87 84

Nicholls St.

■ Loss, 
 ■ Non-Conf, S Site, 
 ■ Home 
 ■ Away 
 N Neutral

NATIONAL DET.				THROUGH GAMES OF MARCH 11, 1918						
Average RPI Win:	283	WON-LOST	WINNING	LAST 10	STRENGTH OF	OPP. STRENGTH	TEAM	ADJ.	CONF.	ADJ CONF.
Average RPI Loss:	201	RECORD	PCT. RANK	GAMES	SCHEDULE	OF SCHEDULE	RPI	RPI	RPI	RPI
DIV. I ONLY	13- 15	201	7- 3	330	327	265	265	31	31	
DIV. I NON-CONF.	1- 10	329	0- 0	152	257	299	299	29	29	
TOTALS	RPI 1-25	RPI 26-50	W-L RECORDS	RPI 51-100	RPI 101-150	RPI 150+				
13- 15	0- 0	0- 0	OVERALL	0- 1	1- 2	12- 12				
6- 5	0- 0	0- 0	HOME	0- 0	1- 1	5- 4				
6- 8	0- 0	0- 0	AWAY	0- 1	0- 1	6- 6				
1- 2	0- 0	0- 0	NEUTRAL	0- 0	0- 0	1- 2				
1- 10	0- 0	0- 0	NON-CONFERENCE	0- 1	0- 1	1- 8				
0- 3	0- 0	0- 0	HOME	0- 0	0- 1	0- 2				
1- 5	0- 0	0- 0	AWAY	0- 1	0- 0	1- 4				
0- 2	0- 0	0- 0	NEUTRAL	0- 0	0- 0	0- 2				
12- 5	0- 0	0- 0	CONFERENCE	0- 0	1- 1	11- 4				
6- 2	0- 0	0- 0	HOME	0- 0	1- 0	5- 2				
5- 3	0- 0	0- 0	AWAY	0- 0	0- 1	5- 2				
1- 0	0- 0	0- 0	NEUTRAL	0- 0	0- 0	1- 0				

[illegible]

Non-Div I Games:

Norfolk St.

Loss, Non-Conf, S Site, H Home A Away N Neutral

RPI	S	Opponent	Score
347	N	Delaware St.	70 45

N  
o  
r  
f  
o  
l  
k  
S  
t  
.

N  
o  
r  
f  
o  
l  
k  
S  
t  
.

Norfolk St.

## North Carolina

## Through Games Of March 11, 2015

Average RPI Win:	118	WON-LOST	WINNING	LAST 10	STRENGTH OF	OPP. STRENGTH	TEAM	ADJ.	CONF.	ADJ CONF.
Average RPI Loss:	17	RECORD	PCT. RANK	GAMES	SCHEDULE	OF SCHEDULE	RPI	RPI	RPI	RPI
DIV. I ONLY	24- 8	36	6- 4	9	23	17	17	3	3	
DIV. I NON-CONF.	13- 1	4	0- 0	23	79	6	6	3	3	
TOTALS	RPI 1-25	RPI 26-50	W-L RECORDS	RPI 51-100	RPI 101-150	RPI 150+				
24- 8	2- 6	2- 2	OVERALL	9- 0	4- 0	7- 0				
12- 3	1- 3	1- 0	HOME	4- 0	3- 0	3- 0				
7- 4	0- 2	1- 2	AWAY	3- 0	0- 0	3- 0				
5- 1	1- 1	0- 0	NEUTRAL	2- 0	1- 0	1- 0				
13- 1	1- 1	2- 0	NON-CONFERENCE	4- 0	2- 0	4- 0				
6- 1	0- 1	1- 0	HOME	2- 0	1- 0	2- 0				
3- 0	0- 0	1- 0	AWAY	1- 0	0- 0	1- 0				
4- 0	1- 0	0- 0	NEUTRAL	1- 0	1- 0	1- 0				
11- 7	1- 5	0- 2	CONFERENCE	5- 0	2- 0	3- 0				
6- 2	1- 2	0- 0	HOME	2- 0	2- 0	1- 0				
4- 4	0- 2	0- 2	AWAY	2- 0	0- 0	2- 0				
1- 1	0- 1	0- 0	NEUTRAL	1- 0	0- 0	0- 0				

RPI 1-25				RPI 26-50				RPI 51-100				RPI 101+			
RPI	S	Opponent	Score	RPI	S	Opponent	Score	RPI	S	Opponent	Score	RPI	S	Opponent	Score
1	H	Notre Dame	79 89	36	A	Syracuse	56 61	67	A	Miami (FL)	66 65	101	N	Elon	85 67
7	A	Louisville	66 75	41	A	Pittsburgh	59 84	72	A	Hawaii	74 65	108	H	East Tenn. St.	95 62
7	N	Louisville	75 77	42	A	Rutgers	96 93	80	H	Albany (NY)	71 56	109	H	Virginia	72 70
10	H	Florida St.	71 63	45	H	Oklahoma St.	79 77	82	A	North Carolina St.	67 63	118	H	Boston College	72 60
14	A	Duke	80 81					82	H	North Carolina St.	72 56	173	H	Appalachian St.	84 52
14	H	Duke	67 74					86	H	Georgia Tech	96 81	179	A	Oregon	76 59
18	N	Stanford	70 54					86	N	Georgia Tech	84 64	186	H	Wake Forest	83 45
19	H	Oregon St.	55 70					93	H	UCLA	84 68	199	A	Virginia Tech	74 52
								95	N	Maine	65 36	202	A	Clemson	78 56
												247	N	Prairie View	81 45
												340	H	Howard	83 49
LAST 12 Division I GAMES:															
		7 N Louisville	75 77			7 A Louisville	66 75								
		86 N Georgia Tech	84 64			10 H Florida St.	71 63								
		14 A Duke	80 81			199 A Virginia Tech	74 52								
		109 H Virginia	72 70			36 A Syracuse	56 61								
		67 A Miami (FL)	66 65			118 H Boston College	72 60								
		186 H Wake Forest	83 45			14 H Duke	67 74								

Non-Div I Games:

North Carolina

■ Loss, 
 ■ Non-Conf, S Site, 
 ■ Home 
 ■ Away 
 N Neutral



Average RPI Win:	164	WON-LOST	WINNING	LAST 10	STRENGTH OF	OPP. STRENGTH	TEAM	ADJ.	CONF.	ADJ CONF.
Average RPI Loss:	53	RECORD	PCT. RANK	GAMES	SCHEDULE	OF SCHEDULE	RPI	RPI	RPI	RPI
DIV. I ONLY	16- 14	159	4- 6	32	43	82	82	3	3	
DIV. I NON-CONF.	9- 4	84	0- 0	82	138	72	72	3	3	
TOTALS	RPI 1-25	RPI 26-50	W-L RECORDS	RPI 51-100	RPI 101-150	RPI 150+				
16- 14	1- 6	0- 3	OVERALL	3- 2	3- 2	9- 1				
12- 4	1- 2	0- 2	HOME	2- 0	2- 0	7- 0				
3- 8	0- 0	0- 0	AWAY	1- 0	0- 1	2- 0				
1- 2	0- 1	0- 0	NEUTRAL	0- 0	1- 0	0- 1				
9- 4	0- 1	0- 1	NON-CONFERENCE	1- 2	3- 0	5- 0				
7- 1	0- 0	0- 1	HOME	1- 0	2- 0	4- 0				
1- 2	0- 0	0- 0	AWAY	0- 2	0- 0	1- 0				
1- 1	0- 1	0- 0	NEUTRAL	0- 0	1- 0	0- 0				
7- 10	1- 5	0- 2	CONFERENCE	2- 0	0- 2	4- 1				
5- 3	1- 2	0- 1	HOME	1- 0	0- 0	3- 0				
2- 6	0- 3	0- 1	AWAY	1- 0	0- 2	1- 0				
0- 1	0- 0	0- 0	NEUTRAL	0- 0	0- 0	0- 1				

RPI 1-25				RPI 26-50				RPI 51-100				Team's RPI: 82	RPI 101+			
RPI	S	Opponent	Score	RPI	S	Opponent	Score	RPI	S	Opponent	Score		RPI	S	Opponent	Score
1	H	Notre Dame	60 67	36	A	Syracuse	49 66	53	A	Tulane	51 60		101	H	Elon	84 51
7	A	Louisville	58 65	41	H	Pittsburgh	50 60	63	H	Liberty	67 64		109	A	Virginia	63 71
10	A	Florida St.	52 72	43	H	Minnesota	55 60	67	H	Miami (FL)	68 65		118	A	Boston College	59 64
11	N	George Washington	66 74					75	A	Villanova	65 74		137	N	Texas Tech	75 42
14	H	Duke	72 59					86	A	Georgia Tech	65 64		149	H	High Point	66 62
17	A	North Carolina	56 72										155	H	Tennessee St.	84 55
17	H	North Carolina	63 67										158	A	Charlotte	70 63
													186	A	Wake Forest	78 70
													186	H	Wake Forest	71 55
													199	H	Virginia Tech	73 59
													199	N	Virginia Tech	56 57
													202	H	Clemson	76 50
													263	H	Davidson	82 66
													321	H	Mt. St. Mary's	85 60
													336	H	Coppin St.	81 61
LAST 12 Division I GAMES:																
199	N	Virginia Tech	56 57	86	A	Georgia Tech	65 64									
1	H	Notre Dame	60 67	186	H	Wake Forest	71 55									
10	A	Florida St.	52 72	41	H	Pittsburgh	50 60									
14	H	Duke	72 59	109	A	Virginia	63 71									
67	H	Miami (FL)	68 65	36	A	Syracuse	49 66									
118	A	Boston College	59 64	17	H	North Carolina	63 67									

Non-Div I Games:

North Carolina St.

■ Loss, 
 ■ Non-Conf, S Site, 
 ■ Home 
 ■ Away 
 N Neutral

Average RPI Win:	225	WON-LOST	WINNING	LAST 10	STRENGTH OF	OPP. STRENGTH	TEAM	ADJ.	CONF.	ADJ CONF.
Average RPI Loss:	161	RECORD	PCT. RANK	GAMES	SCHEDULE	OF SCHEDULE	RPI	RPI	RPI	RPI
DIV. I ONLY	15- 14	167	3- 7	238	246	182	182	21	21	
DIV. I NON-CONF.	6- 4	132	0- 0	252	240	125	125	21	21	
TOTALS	RPI 1-25	RPI 26-50	W-L RECORDS	RPI 51-100	RPI 101-150	RPI 150+				
15- 14	0- 0	0- 1	OVERALL	1- 3	2- 4	12- 6				
8- 3	0- 0	0- 1	HOME	1- 0	1- 2	6- 0				
6- 10	0- 0	0- 0	AWAY	0- 3	1- 1	5- 6				
1- 1	0- 0	0- 0	NEUTRAL	0- 0	0- 1	1- 0				
6- 4	0- 0	0- 1	NON-CONFERENCE	0- 2	0- 0	6- 1				
1- 1	0- 0	0- 1	HOME	0- 0	0- 0	1- 0				
4- 3	0- 0	0- 0	AWAY	0- 2	0- 0	4- 1				
1- 0	0- 0	0- 0	NEUTRAL	0- 0	0- 0	1- 0				
9- 10	0- 0	0- 0	CONFERENCE	1- 1	2- 4	6- 5				
7- 2	0- 0	0- 0	HOME	1- 0	1- 2	5- 0				
2- 7	0- 0	0- 0	AWAY	0- 1	1- 1	1- 5				
0- 1	0- 0	0- 0	NEUTRAL	0- 0	0- 1	0- 0				

RPI S	Opponent	Score	RPI S	Opponent	Score	RPI S	Opponent	Score	RPI S	Opponent	Score	Team's RPI: 182
43	H Minnesota	55 68	71	A South Dakota	81 86	123	A Sacramento St.	86 93	123	H Sacramento St.	62 64	
			97	A Montana	51 66	128	A Northern Colo.	68 58	128	H Northern Colo.	56 67	
			97	H Montana	59 52	128	N Northern Colo.	64 72	129	H Eastern Wash.	96 82	
			99	A Colorado	59 68	170	A Montana St.	62 80	170	H Montana St.	82 74	
						193	H Idaho	68 62	202	A Clemson	67 72	
						234	A Western Ill.	85 77	240	A Idaho St.	69 75	
						243	A Towson	54 52	252	N St. Francis Brooklyn	70 63	
						256	A Southern Utah	66 73	256	H Southern Utah	67 52	
						260	A Weber St.	57 54	266	A Northern Ariz.	68 72	
						266	H Northern Ariz.	78 62	267	A North Dakota St.	90 87	
						280	H Milwaukee	83 76	294	A Omaha	72 52	
						311	A Portland St.	70 73	311	H Portland St.	76 45	
LAST 12 Division I GAMES:												
128	N Northern Colo.	64 72	170	A Montana St.	62 80							
128	H Northern Colo.	56 67	97	A Montana	51 66							
256	A Southern Utah	66 73	266	H Northern Ariz.	78 62							
266	A Northern Ariz.	68 72	256	H Southern Utah	67 52							
123	H Sacramento St.	62 64	240	A Idaho St.	69 75							
311	H Portland St.	76 45	260	A Weber St.	57 54							

Non-Div I Games: Dickinson St. 88 40 Mayville St. 98 54

North Dakota

■ Loss, 
 ■ Non-Conf, S Site, 
 ■ Home 
 ■ Away 
 N Neutral

Average RPI Win:	254	WON-LOST	WINNING	LAST 10	STRENGTH OF	OPP. STRENGTH	TEAM	ADJ.	CONF.	ADJ CONF.
Average RPI Loss:	173	RECORD	PCT. RANK	GAMES	SCHEDULE	OF SCHEDULE	RPI	RPI	RPI	RPI
DIV. I ONLY	10- 18	251	2- 8	262	261	267	267	25	25	
DIV. I NON-CONF.	3- 8	263	0- 0	265	283	289	289	25	25	
TOTALS	RPI 1-25	RPI 26-50	W-L RECORDS	RPI 51-100	RPI 101-150	RPI 150+				
10- 18	0- 0	1- 2	OVERALL	0- 3	0- 2	9- 11				
6- 5	0- 0	1- 0	HOME	0- 1	0- 0	5- 4				
2- 12	0- 0	0- 2	AWAY	0- 2	0- 2	2- 6				
2- 1	0- 0	0- 0	NEUTRAL	0- 0	0- 0	2- 1				
3- 8	0- 0	0- 1	NON-CONFERENCE	0- 1	0- 2	3- 4				
1- 2	0- 0	0- 0	HOME	0- 0	0- 0	1- 2				
0- 6	0- 0	0- 1	AWAY	0- 1	0- 2	0- 2				
2- 0	0- 0	0- 0	NEUTRAL	0- 0	0- 0	2- 0				
7- 10	0- 0	1- 1	CONFERENCE	0- 2	0- 0	6- 7				
5- 3	0- 0	1- 0	HOME	0- 1	0- 0	4- 2				
2- 6	0- 0	0- 1	AWAY	0- 1	0- 0	2- 4				
0- 1	0- 0	0- 0	NEUTRAL	0- 0	0- 0	0- 1				

RPI S	Opponent	Score	RPI S	Opponent	Score	RPI S	Opponent	Score	RPI S	Opponent	Score	Team's RPI: 267
29	A Mississippi St.	58 109	71	A South Dakota	69 84	122	A UNI	41 56				
46	A South Dakota St.	52 82	71	H South Dakota	79 83	132	A New Mexico St.	59 79				
46	H South Dakota St.	83 78	90	A Western Mich.	59 74	157	A Oral Roberts	41 67				
						157	H Oral Roberts	77 64				
						157	N Oral Roberts	58 71				
						182	H North Dakota	87 90				
						212	A Cal St. Fullerton	79 86				
						216	A IUPUI	65 76				
						216	H IUPUI	68 63				
						234	A Western Ill.	66 88				
						234	H Western Ill.	60 66				
						274	A Grand Canyon	54 69				
						280	H Milwaukee	73 77				
						285	H Kent St.	74 68				
						294	A Omaha	77 60				
						294	H Omaha	65 73				
						296	N NJIT	60 48				
						305	N Northeastern	79 72				
						309	A Denver	73 75				
						309	H Denver	87 68				
						316	A IPFW	72 66				
						316	H IPFW	81 60				
LAST 12 Division I GAMES:												
157	N Oral Roberts	58 71	71	H South Dakota	79 83							
309	H Denver	87 68	234	H Western Ill.	60 66							
316	A IPFW	72 66	46	A South Dakota St.	52 82							
216	A IUPUI	65 76	234	A Western Ill.	66 88							
294	H Omaha	65 73	294	A Omaha	77 60							
157	A Oral Roberts	41 67	316	H IPFW	81 60							

Non-Div I Games: Mayville St. 83 66

North Dakota St.

# North Florida

Through Games Of March 11, 2015

Average RPI Win:	245	WON-LOST	WINNING	LAST 10	STRENGTH OF	OPP. STRENGTH	TEAM	ADJ.	CONF.	ADJ CONF.
Average RPI Loss:	139	RECORD	PCT. RANK	GAMES	SCHEDULE	OF SCHEDULE	RPI	RPI	RPI	RPI
DIV. I ONLY	9- 19	268	1- 9	148	175	239	239	11	11	
DIV. I NON-CONF.	7- 6	154	0- 0	274	272	189	189	12	12	
TOTALS	RPI 1-25	RPI 26-50	W-L RECORDS	RPI 51-100	RPI 101-150	RPI 150+				
9- 19	0- 4	0- 2	OVERALL	0- 1	1- 1	8- 11				
5- 7	0- 1	0- 1	HOME	0- 0	1- 0	4- 5				
3- 12	0- 3	0- 1	AWAY	0- 1	0- 1	3- 6				
1- 0	0- 0	0- 0	NEUTRAL	0- 0	0- 0	1- 0				
7- 6	0- 1	0- 0	NON-CONFERENCE	0- 1	0- 0	7- 4				
4- 1	0- 0	0- 0	HOME	0- 0	0- 0	4- 1				
2- 5	0- 1	0- 0	AWAY	0- 1	0- 0	2- 3				
1- 0	0- 0	0- 0	NEUTRAL	0- 0	0- 0	1- 0				
2- 13	0- 3	0- 2	CONFERENCE	0- 0	1- 1	1- 7				
1- 6	0- 1	0- 1	HOME	0- 0	1- 0	0- 4				
1- 7	0- 2	0- 1	AWAY	0- 0	0- 1	1- 3				
0- 0	0- 0	0- 0	NEUTRAL	0- 0	0- 0	0- 0				

RPI 1-25				RPI 26-50				RPI 51-100				RPI 101+ Team's RPI: 239			
RPI	S	Opponent	Score	RPI	S	Opponent	Score	RPI	S	Opponent	Score	RPI	S	Opponent	Score
10	A	Florida St.	58 79	50	A	Stetson	45 77	67	A	Miami (FL)	53 81	138	A	Northern Ky.	29 67
16	A	FGCU	35 74	50	H	Stetson	38 67					138	H	Northern Ky.	81 79
16	A	FGCU	42 75									155	A	Tennessee St.	54 53
16	H	FGCU	24 56									161	A	Florida	51 63
												162	A	Kennesaw St.	40 46
												162	H	Kennesaw St.	52 64
												192	H	Mercer	57 55
												200	A	Jacksonville	52 54
												200	H	Jacksonville	56 68
												205	A	Samford	47 81
												220	A	USC Upstate	49 61
												220	H	USC Upstate	50 59
												223	A	UNCW	55 41
												229	H	Georgia St.	59 72
												253	A	Lipscomb	57 54
												253	H	Lipscomb	62 71
												271	A	UCF	56 60
												289	N	Eastern Ky.	62 45
												298	H	Western Caro.	62 45
												315	H	Wofford	68 60
												342	H	UMKC	63 62
LAST 12 Division I GAMES:															
16	A	FGCU	35 74	220	H	USC Upstate	50 59								
50	A	Stetson	45 77	200	H	Jacksonville	56 68								
16	H	FGCU	24 56	220	A	USC Upstate	49 61								
138	A	Northern Ky.	29 67	162	A	Kennesaw St.	40 46								
253	A	Lipscomb	57 54	253	H	Lipscomb	62 71								
162	H	Kennesaw St.	52 64	138	H	Northern Ky.	81 79								

Non-Div I Games: Thomas (GA) 54 39 Edward Waters 62 57

North Florida

Loss, Non-Conf, S Site, H Home A Away N Neutral

## North Texas

Through Games Of March 11, 2015

Average RPI Win:	270	WON-LOST	WINNING	LAST 10	STRENGTH OF	OPP. STRENGTH	TEAM	ADJ.	CONF.	ADJ CONF.
Average RPI Loss:	166	RECORD	PCT. RANK	GAMES	SCHEDULE	OF SCHEDULE	RPI	RPI	RPI	RPI
DIV. I ONLY	5- 24	321	3- 7	264	161	330	330	17	17	
DIV. I NON-CONF.	1- 10	329	0- 0	309	198	342	342	18	18	
TOTALS	RPI 1-25	RPI 26-50	W-L RECORDS	RPI 51-100	RPI 101-150	RPI 150+				
5- 24	0- 1	0- 2	OVERALL	0- 2	0- 5	5- 14				
4- 12	0- 1	0- 1	HOME	0- 0	0- 2	4- 8				
1- 12	0- 0	0- 1	AWAY	0- 2	0- 3	1- 6				
0- 0	0- 0	0- 0	NEUTRAL	0- 0	0- 0	0- 0				
1- 10	0- 1	0- 1	NON-CONFERENCE	0- 0	0- 2	1- 6				
0- 7	0- 1	0- 0	HOME	0- 0	0- 1	0- 5				
1- 3	0- 0	0- 1	AWAY	0- 0	0- 1	1- 1				
0- 0	0- 0	0- 0	NEUTRAL	0- 0	0- 0	0- 0				
4- 14	0- 0	0- 1	CONFERENCE	0- 2	0- 3	4- 8				
4- 5	0- 0	0- 1	HOME	0- 0	0- 1	4- 3				
0- 9	0- 0	0- 0	AWAY	0- 2	0- 2	0- 5				
0- 0	0- 0	0- 0	NEUTRAL	0- 0	0- 0	0- 0				

RPI 1-25				RPI 26-50				RPI 51-100				RPI 101+ Team's RPI: 330			
RPI	S	Opponent	Score	RPI	S	Opponent	Score	RPI	S	Opponent	Score	RPI	S	Opponent	Score
22	H	Oklahoma	39 68	30	H	Western Ky.	49 77	66	A	Middle Tenn.	59 85	114	A	Louisiana Tech	57 92
				33	A	Texas A&M	38 75	94	A	Southern Miss.	55 67	128	H	Northern Colo.	48 53
												131	A	Old Dominion	48 70
												131	H	Old Dominion	44 54
												135	A	San Francisco	42 60
												158	A	Charlotte	46 71
												158	H	Charlotte	58 67
												163	H	Texas-Arlington	38 46
												172	A	UTSA	45 53
												172	H	UTSA	54 57
												177	A	UAB	40 74
												187	H	Marshall	45 42
												194	H	Massachusetts	46 56
												221	H	Fla. Atlantic	74 55
												244	A	UTEP	58 60
												244	H	UTEP	61 69
												254	A	SMU	55 62
												268	A	Rice	55 58
												268	H	Rice	53 48
												288	H	Houston	42 46
												302	H	Eastern Ill.	57 59
												309	H	Denver	55 63
												333	H	FIU	77 61
												342	A	UMKC	65 47
LAST 12 Division I GAMES:															
172	H	UTSA	54 57	66	A	Middle Tenn.	59 85								
244	H	UTEP	61 69	177	A	UAB	40 74								
131	A	Old Dominion	48 70	187	H	Marshall	45 42								
158	A	Charlotte	46 71	30	H	Western Ky.	49 77								
333	H	FIU	77 61	268	A	Rice	55 58								
221	H	Fla. Atlantic	74 55	94	A	Southern Miss.	55 67								

Non-Div I Games:

North Texas

■ Loss, 
 ■ Non-Conf, S Site, 
 ■ Home 
 ■ Away 
 N Neutral

## Northeastern

Through Games Of March 11, 2015

Average RPI Win:	186	WON-LOST	WINNING	LAST 10	STRENGTH OF	OPP. STRENGTH	TEAM	ADJ.	CONF.	ADJ CONF.
Average RPI Loss:	153	RECORD	PCT. RANK	GAMES	SCHEDULE	OF SCHEDULE	RPI	RPI	RPI	RPI
DIV. I ONLY	4- 24	332	0- 10	156	138	305	305	14	14	
DIV. I NON-CONF.	3- 7	250	0- 0	135	210	220	220	11	11	
TOTALS	RPI 1-25	RPI 26-50	W-L RECORDS	RPI 51-100	RPI 101-150	RPI 150+				
4- 24	0- 0	0- 3	OVERALL	1- 3	1- 6	2- 12				
3- 9	0- 0	0- 1	HOME	0- 1	1- 2	2- 5				
1- 14	0- 0	0- 2	AWAY	1- 2	0- 4	0- 6				
0- 1	0- 0	0- 0	NEUTRAL	0- 0	0- 0	0- 1				
3- 7	0- 0	0- 1	NON-CONFERENCE	1- 1	1- 2	1- 3				
2- 1	0- 0	0- 0	HOME	0- 0	1- 0	1- 1				
1- 5	0- 0	0- 1	AWAY	1- 1	0- 2	0- 1				
0- 1	0- 0	0- 0	NEUTRAL	0- 0	0- 0	0- 1				
1- 17	0- 0	0- 2	CONFERENCE	0- 2	0- 4	1- 9				
1- 8	0- 0	0- 1	HOME	0- 1	0- 2	1- 4				
0- 9	0- 0	0- 1	AWAY	0- 1	0- 2	0- 5				
0- 0	0- 0	0- 0	NEUTRAL	0- 0	0- 0	0- 0				

RPI 1-25			RPI 26-50			RPI 51-100			RPI 101+			Team's RPI: 305			
RPI	S	Opponent	Score	RPI	S	Opponent	Score	RPI	S	Opponent	Score				
				28	A	James Madison	47 82	64	A	Drexel	35 58	101	A	Elon	77 80
				28	H	James Madison	55 77	64	H	Drexel	42 58	101	H	Elon	73 74
				42	A	Rutgers	60 74	80	A	Albany (NY)	70 67	102	A	Hofstra	83 85
								95	A	Maine	51 60	102	H	Hofstra	45 66
												116	A	Harvard	65 67
												117	H	Marist	58 51
												118	A	Boston College	56 66
												175	A	William & Mary	47 62
												175	H	William & Mary	66 72
												198	A	Delaware	61 70
												198	H	Delaware	48 54
												209	H	New Hampshire	62 63
												221	A	Fla. Atlantic	74 81
												223	A	UNCW	78 84
												223	H	UNCW	73 64
												243	A	Towson	61 65
												243	H	Towson	64 72
												267	N	North Dakota St.	72 79
												281	A	Col. of Charleston	38 59
												281	H	Col. of Charleston	54 56
												322	H	Boston U.	75 74
LAST 12 Division I GAMES:															
				64	H	Drexel	42 58	243	H	Towson	64 72				
				175	A	William & Mary	47 62	198	A	Delaware	61 70				
				28	A	James Madison	47 82	175	H	William & Mary	66 72				
				281	H	Col. of Charleston	54 56	102	H	Hofstra	45 66				
				101	H	Elon	73 74	101	A	Elon	77 80				
				223	A	UNCW	78 84	243	A	Towson	61 65				

Non-Div I Games:

Northeastern

■ Loss, 
 ■ Non-Conf, S Site, 
 ■ Home 
 ■ Away 
 N Neutral

Average RPI Win:	238	WON-LOST	WINNING	LAST 10	STRENGTH OF	OPP. STRENGTH	TEAM	ADJ.	CONF.	ADJ CONF.
Average RPI Loss:	171	RECORD	PCT. RANK	GAMES	SCHEDULE	OF SCHEDULE	RPI	RPI	RPI	RPI
DIV. I ONLY	12- 16	225	4- 6	304	214	266	266	21	21	
DIV. I NON-CONF.	3- 6	234	0- 0	337	147	329	329	21	21	
TOTALS	RPI 1-25	RPI 26-50	W-L RECORDS	RPI 51-100	RPI 101-150	RPI 150+				
12- 16	0- 0	0- 0	OVERALL	0- 3	2- 4	10- 9				
10- 4	0- 0	0- 0	HOME	0- 2	1- 1	9- 1				
2- 11	0- 0	0- 0	AWAY	0- 1	1- 2	1- 8				
0- 1	0- 0	0- 0	NEUTRAL	0- 0	0- 1	0- 0				
3- 6	0- 0	0- 0	NON-CONFERENCE	0- 2	0- 0	3- 4				
3- 2	0- 0	0- 0	HOME	0- 1	0- 0	3- 1				
0- 4	0- 0	0- 0	AWAY	0- 1	0- 0	0- 3				
0- 0	0- 0	0- 0	NEUTRAL	0- 0	0- 0	0- 0				
9- 10	0- 0	0- 0	CONFERENCE	0- 1	2- 4	7- 5				
7- 2	0- 0	0- 0	HOME	0- 1	1- 1	6- 0				
2- 7	0- 0	0- 0	AWAY	0- 0	1- 2	1- 5				
0- 1	0- 0	0- 0	NEUTRAL	0- 0	0- 1	0- 0				

RPI S	Opponent	Score	RPI S	Opponent	Score	RPI S	Opponent	Score	RPI S	Opponent	Score	Team's RPI: 266
						83	H CSUN	71 77	123	A Sacramento St.	81 105	
						92	A New Mexico	37 56	123	H Sacramento St.	64 60	
						97	H Montana	42 69	128	A Northern Colo.	51 49	
									128	H Northern Colo.	67 88	
									129	A Eastern Wash.	42 73	
									129	N Eastern Wash.	57 73	
									163	A Texas-Arlington	62 80	
									170	H Montana St.	79 64	
									179	A Oregon	47 59	
									182	A North Dakota	62 78	
									182	H North Dakota	72 68	
									193	A Idaho	43 78	
									230	H Pepperdine	63 66	
									240	A Idaho St.	68 69	
									240	H Idaho St.	64 47	
									244	A UTEP	58 82	
									256	A Southern Utah	53 63	
									256	H Southern Utah	73 64	
									260	A Weber St.	53 66	
									260	H Weber St.	56 52	
									270	H Loyola Marymount	82 64	
									273	H UC Irvine	66 35	
									311	A Portland St.	79 62	
									311	H Portland St.	94 46	
									328	H UC Santa Barbara	67 49	
LAST 12 Division I GAMES:												
			129	N Eastern Wash.	57 73	193	A Idaho	43 78				
			123	A Sacramento St.	81 105	260	H Weber St.	56 52				
			311	A Portland St.	79 62	240	H Idaho St.	64 47				
			128	H Northern Colo.	67 88	182	A North Dakota	62 78				
			182	H North Dakota	72 68	128	A Northern Colo.	51 49				
			129	A Eastern Wash.	42 73	256	H Southern Utah	73 64				

Non-Div I Games: Western N.M. 54 58 Fort Lewis 61 43

Northern Ariz.

Loss, Non-Conf, S Site, H Home A Away N Neutral

Average RPI Win:	230	WON-LOST	WINNING	LAST 10	STRENGTH OF	OPP. STRENGTH	TEAM	ADJ.	CONF.	ADJ CONF.
Average RPI Loss:	142	RECORD	PCT. RANK	GAMES	SCHEDULE	OF SCHEDULE	RPI	RPI	RPI	RPI
DIV. I ONLY	18- 11	94	9- 1	233	216	128	128	21	21	
DIV. I NON-CONF.	5- 5	158	0- 0	251	151	163	163	21	21	
TOTALS	RPI 1-25	RPI 26-50	W-L RECORDS	RPI 51-100	RPI 101-150	RPI 150+				
18- 11	0- 2	0- 2	OVERALL	1- 1	2- 1	15- 5				
8- 4	0- 0	0- 1	HOME	0- 1	2- 0	6- 2				
9- 7	0- 2	0- 1	AWAY	1- 0	0- 1	8- 3				
1- 0	0- 0	0- 0	NEUTRAL	0- 0	0- 0	1- 0				
5- 5	0- 2	0- 2	NON-CONFERENCE	0- 0	0- 0	5- 1				
2- 1	0- 0	0- 1	HOME	0- 0	0- 0	2- 0				
3- 4	0- 2	0- 1	AWAY	0- 0	0- 0	3- 1				
0- 0	0- 0	0- 0	NEUTRAL	0- 0	0- 0	0- 0				
13- 6	0- 0	0- 0	CONFERENCE	1- 1	2- 1	10- 4				
6- 3	0- 0	0- 0	HOME	0- 1	2- 0	4- 2				
6- 3	0- 0	0- 0	AWAY	1- 0	0- 1	5- 2				
1- 0	0- 0	0- 0	NEUTRAL	0- 0	0- 0	1- 0				

RPI 1-25				RPI 26-50				RPI 51-100				RPI 101+ Team's RPI: 128			
RPI	S	Opponent	Score	RPI	S	Opponent	Score	RPI	S	Opponent	Score	RPI	S	Opponent	Score
16	A	FGCU	56 69	35	A	Nebraska	56 63	97	A	Montana	52 51	123	A	Sacramento St.	71 76
25	A	South Fla.	43 84	46	H	South Dakota St.	48 71	97	H	Montana	58 64	123	H	Sacramento St.	78 76
												129	H	Eastern Wash.	64 56
												170	A	Montana St.	84 63
												170	H	Montana St.	80 61
												182	A	North Dakota	67 56
												182	H	North Dakota	58 68
												182	N	North Dakota	72 64
												193	H	Idaho	70 52
												240	A	Idaho St.	61 70
												254	A	SMU	57 44
												256	A	Southern Utah	88 66
												256	H	Southern Utah	87 58
												260	A	Weber St.	52 59
												266	A	Northern Ariz.	88 67
												266	H	Northern Ariz.	49 51
												274	H	Grand Canyon	66 47
												277	A	Utah St.	61 65
												294	A	Omaha	67 58
												311	A	Portland St.	68 54
												311	H	Portland St.	90 50
												330	A	North Texas	53 48
												345	H	Air Force	76 35
LAST 12 Division I GAMES:															
182	N	North Dakota	72 64	97	A	Montana	52 51								
182	A	North Dakota	67 56	170	A	Montana St.	84 63								
266	A	Northern Ariz.	88 67	256	H	Southern Utah	87 58								
256	A	Southern Utah	88 66	266	H	Northern Ariz.	49 51								
311	H	Portland St.	90 50	260	A	Weber St.	52 59								
123	H	Sacramento St.	78 76	240	A	Idaho St.	61 70								

Non-Div I Games: Western St. 85 37

Northern Colo.

■ Loss, 
 ■ Non-Conf, S Site, 
 ■ Home 
 ■ Away 
 N Neutral



Average RPI Win:	219	WON-LOST	WINNING	LAST 10	STRENGTH OF	OPP. STRENGTH	TEAM	ADJ.	CONF.	ADJ CONF.
Average RPI Loss:	160	RECORD	PCT. RANK	GAMES	SCHEDULE	OF SCHEDULE	RPI	RPI	RPI	RPI
DIV. I ONLY	12- 17	234	3- 7	288	188	250	250	15	15	
DIV. I NON-CONF.	4- 6	207	0- 0	338	270	292	292	17	17	
TOTALS	RPI 1-25	RPI 26-50	W-L RECORDS	RPI 51-100	RPI 101-150	RPI 150+				
12- 17	0- 0	0- 1	OVERALL	1- 3	3- 6	8- 7				
9- 4	0- 0	0- 0	HOME	1- 1	2- 1	6- 2				
2- 12	0- 0	0- 0	AWAY	0- 2	1- 5	1- 5				
1- 1	0- 0	0- 1	NEUTRAL	0- 0	0- 0	1- 0				
4- 6	0- 0	0- 1	NON-CONFERENCE	0- 0	0- 2	4- 3				
2- 1	0- 0	0- 0	HOME	0- 0	0- 0	2- 1				
1- 4	0- 0	0- 0	AWAY	0- 0	0- 2	1- 2				
1- 1	0- 0	0- 1	NEUTRAL	0- 0	0- 0	1- 0				
8- 11	0- 0	0- 0	CONFERENCE	1- 3	3- 4	4- 4				
7- 3	0- 0	0- 0	HOME	1- 1	2- 1	4- 1				
1- 8	0- 0	0- 0	AWAY	0- 2	1- 3	0- 3				
0- 0	0- 0	0- 0	NEUTRAL	0- 0	0- 0	0- 0				

RPI S	Opponent	Score	RPI S	Opponent	Score	RPI S	Opponent	Score	RPI S	Opponent	Score	Team's RPI: 250
46 N	South Dakota St.	42 55	57 A	Ohio	40 67	103 A	Missouri	44 47				
			81 H	Akron	62 56	111 A	Eastern Mich.	52 60				
			90 A	Western Mich.	45 50	111 H	Eastern Mich.	54 48				
			90 H	Western Mich.	51 60	119 A	Ball St.	65 62				
						119 H	Ball St.	50 51				
						121 A	Toledo	57 73				
						121 H	Toledo	68 64				
						122 A	UNI	42 51				
						139 A	Buffalo	43 47				
						174 A	Central Mich.	43 56				
						174 H	Central Mich.	44 49				
						174 H	Central Mich.	69 62				
						176 H	SIUE	69 47				
						208 A	Ill.-Chicago	47 61				
						275 H	Miami (OH)	60 49				
						282 H	Valparaiso	50 65				
						285 A	Kent St.	52 54				
						285 H	Kent St.	66 49				
						291 A	Bowling Green	59 65				
						291 H	Bowling Green	67 50				
						302 A	Eastern Ill.	46 55				
						319 A	Bradley	67 54				
						324 H	Illinois St.	55 51				
						347 N	Delaware St.	79 59				
LAST 12 Division I GAMES:												
174 H	Central Mich.	44 49	121 A	Toledo	57 73							
90 A	Western Mich.	45 50	285 A	Kent St.	52 54							
121 H	Toledo	68 64	90 H	Western Mich.	51 60							
111 A	Eastern Mich.	52 60	81 H	Akron	62 56							
174 H	Central Mich.	69 62	275 H	Miami (OH)	60 49							
119 H	Ball St.	50 51	119 A	Ball St.	65 62							

Non-Div I Games:

Northern Ill.

■ Loss, 
 ■ Non-Conf, S Site, 
 ■ Home 
 ■ Away 
 N Neutral

Average RPI Win:	224	WON-LOST	WINNING	LAST 10	STRENGTH OF	OPP. STRENGTH	TEAM	ADJ.	CONF.	ADJ CONF.
Average RPI Loss:	128	RECORD	PCT. RANK	GAMES	SCHEDULE	OF SCHEDULE	RPI	RPI	RPI	RPI
DIV. I ONLY	18- 12	109	6- 4	205	155	138	138	11	11	
DIV. I NON-CONF.	8- 6	136	0- 0	315	243	214	214	12	12	
TOTALS	RPI 1-25	RPI 26-50	W-L RECORDS	RPI 51-100	RPI 101-150	RPI 150+				
18- 12	0- 3	2- 1	OVERALL	0- 3	0- 0	16- 5				
8- 5	0- 1	1- 0	HOME	0- 2	0- 0	7- 2				
6- 7	0- 2	1- 1	AWAY	0- 1	0- 0	5- 3				
4- 0	0- 0	0- 0	NEUTRAL	0- 0	0- 0	4- 0				
8- 6	0- 1	0- 0	NON-CONFERENCE	0- 3	0- 0	8- 2				
2- 3	0- 0	0- 0	HOME	0- 2	0- 0	2- 1				
2- 3	0- 1	0- 0	AWAY	0- 1	0- 0	2- 1				
4- 0	0- 0	0- 0	NEUTRAL	0- 0	0- 0	4- 0				
10- 6	0- 2	2- 1	CONFERENCE	0- 0	0- 0	8- 3				
6- 2	0- 1	1- 0	HOME	0- 0	0- 0	5- 1				
4- 4	0- 1	1- 1	AWAY	0- 0	0- 0	3- 2				
0- 0	0- 0	0- 0	NEUTRAL	0- 0	0- 0	0- 0				

RPI 1-25				RPI 26-50				RPI 51-100				RPI 101+ Team's RPI: 138			
RPI	S	Opponent	Score	RPI	S	Opponent	Score	RPI	S	Opponent	Score	RPI	S	Opponent	Score
8	A	Kentucky	64 82	50	A	Stetson	56 73	57	H	Ohio	38 77	162	A	Kennesaw St.	58 66
16	A	FGCU	47 75	50	A	Stetson	53 52	81	A	Akron	49 82	162	H	Kennesaw St.	68 61
16	H	FGCU	46 67	50	H	Stetson	68 62	88	H	Wright St.	60 72	198	N	Delaware	63 58
												200	A	Jacksonville	70 59
												200	H	Jacksonville	62 76
												216	H	IUPUI	57 43
												220	A	USC Upstate	83 60
												220	H	USC Upstate	64 45
												220	H	USC Upstate	77 74
												239	A	North Florida	79 81
												239	H	North Florida	67 29
												248	A	Marquette	77 68
												253	A	Lipscomb	81 70
												253	H	Lipscomb	64 57
												258	H	Cincinnati	66 52
												274	N	Grand Canyon	52 45
												307	H	Loyola Chicago	38 45
												308	N	UNC Greensboro	66 58
												316	A	IPFW	59 65
												324	A	Illinois St.	59 48
												347	N	Delaware St.	76 55
LAST 12 Division I GAMES:															
				50	A	Stetson	53 52	50	A	Stetson	56 73				
				220	H	USC Upstate	64 45	16	A	FGCU	47 75				
				220	A	USC Upstate	83 60	253	H	Lipscomb	64 57				
				162	H	Kennesaw St.	68 61	16	H	FGCU	46 67				
				239	H	North Florida	67 29	50	H	Stetson	68 62				
				200	H	Jacksonville	62 76	200	A	Jacksonville	70 59				

Non-Div I Games: Georgetown (KY) 78 57

Northern Ky.

■ Loss, 
 ■ Non-Conf, S Site, 
 ■ Home 
 ■ Away 
 N Neutral

## Northwestern

Through Games Of March 11, 2015

Average RPI Win:	143	WON-LOST	WINNING	LAST 10	STRENGTH OF	OPP. STRENGTH	TEAM	ADJ.	CONF.	ADJ CONF.
Average RPI Loss:	46	RECORD	PCT. RANK	GAMES	SCHEDULE	OF SCHEDULE	RPI	RPI	RPI	RPI
DIV. I ONLY	23- 8	41	8- 2	54	36	34	34	4	4	
DIV. I NON-CONF.	10- 1	17	0- 0	227	139	44	44	2	2	
TOTALS	RPI 1-25	RPI 26-50	W-L RECORDS	RPI 51-100	RPI 101-150	RPI 150+				
23- 8	0- 5	6- 1	OVERALL	3- 1	4- 0	10- 1				
11- 3	0- 2	4- 0	HOME	1- 1	2- 0	4- 0				
10- 4	0- 2	1- 1	AWAY	2- 0	2- 0	5- 1				
2- 1	0- 1	1- 0	NEUTRAL	0- 0	0- 0	1- 0				
10- 1	0- 1	2- 0	NON-CONFERENCE	0- 0	1- 0	7- 0				
5- 0	0- 0	1- 0	HOME	0- 0	1- 0	3- 0				
4- 1	0- 1	1- 0	AWAY	0- 0	0- 0	3- 0				
1- 0	0- 0	0- 0	NEUTRAL	0- 0	0- 0	1- 0				
13- 7	0- 4	4- 1	CONFERENCE	3- 1	3- 0	3- 1				
6- 3	0- 2	3- 0	HOME	1- 1	1- 0	1- 0				
6- 3	0- 1	0- 1	AWAY	2- 0	2- 0	2- 1				
1- 1	0- 1	1- 0	NEUTRAL	0- 0	0- 0	0- 0				

RPI 1-25				RPI 26-50				Team's RPI: 34	RPI 51-100				RPI 101+			
RPI	S	Opponent	Score	RPI	S	Opponent	Score		RPI	S	Opponent	Score	RPI	S	Opponent	Score
6	H	Maryland	48 69	27	A	Ohio St.	64 73		68	A	Michigan	63 62	105	A	Illinois	68 67
6	N	Maryland	63 74	35	H	Nebraska	59 51		68	H	Michigan	66 73	105	H	Illinois	64 58
9	A	Iowa	70 83	37	A	DePaul	97 91		77	A	Michigan St.	61 57	113	H	Hampton	62 36
9	H	Iowa	99 102	40	H	Gonzaga	62 43		77	H	Michigan St.	77 70	133	A	Purdue	73 65
15	A	Arizona St.	75 88	42	H	Rutgers	80 60						159	A	Wisconsin	86 83
				42	N	Rutgers	62 57						159	H	Wisconsin	68 46
				43	H	Minnesota	70 49						167	A	Indiana	75 69
													199	A	Virginia Tech	70 45
													208	H	Ill.-Chicago	61 40
													226	A	Penn St.	75 76
													233	A	UNLV	88 84
													285	H	Kent St.	72 54
													302	N	Eastern Ill.	92 44
													307	H	Loyola Chicago	70 33
													343	A	Chicago St.	102 48
LAST 12 Division I GAMES:																
		6 N Maryland	63 74			68 A Michigan	63 62									
		42 N Rutgers	62 57			133 A Purdue	73 65									
		6 H Maryland	48 69			105 H Illinois	64 58									
		42 H Rutgers	80 60			167 A Indiana	75 69									
		159 A Wisconsin	86 83			43 H Minnesota	70 49									
		35 H Nebraska	59 51			9 H Iowa	99 102									

Non-Div I Games:

Northwestern

■ Loss, 
 ■ Non-Conf, S Site, 
 ■ Home 
 ■ Away 
 N Neutral

Average RPI Win:	258	WON-LOST	WINNING	LAST 10	STRENGTH OF	OPP. STRENGTH	TEAM	ADJ.	CONF.	ADJ CONF.
Average RPI Loss:	176	RECORD	PCT. RANK	GAMES	SCHEDULE	OF SCHEDULE	RPI	RPI	RPI	RPI
DIV. I ONLY	11- 14	214	3- 7	247	283	227	227	27	27	
DIV. I NON-CONF.	1- 6	316	0- 0	89	39	260	260	27	27	
TOTALS	RPI 1-25	RPI 26-50	W-L RECORDS	RPI 51-100	RPI 101-150	RPI 150+				
11- 14	0- 1	0- 3	OVERALL	0- 0	1- 2	10- 8				
7- 3	0- 0	0- 0	HOME	0- 0	1- 1	6- 2				
4- 11	0- 1	0- 3	AWAY	0- 0	0- 1	4- 6				
0- 0	0- 0	0- 0	NEUTRAL	0- 0	0- 0	0- 0				
1- 6	0- 1	0- 3	NON-CONFERENCE	0- 0	1- 0	0- 2				
1- 0	0- 0	0- 0	HOME	0- 0	1- 0	0- 0				
0- 6	0- 1	0- 3	AWAY	0- 0	0- 0	0- 2				
0- 0	0- 0	0- 0	NEUTRAL	0- 0	0- 0	0- 0				
10- 8	0- 0	0- 0	CONFERENCE	0- 0	0- 2	10- 6				
6- 3	0- 0	0- 0	HOME	0- 0	0- 1	6- 2				
4- 5	0- 0	0- 0	AWAY	0- 0	0- 1	4- 4				
0- 0	0- 0	0- 0	NEUTRAL	0- 0	0- 0	0- 0				

RPI 1-25				RPI 26-50				RPI 51-100				RPI 101+ Team's RPI: 227			
RPI	S	Opponent	Score	RPI	S	Opponent	Score	RPI	S	Opponent	Score	RPI	S	Opponent	Score
21	A	Texas	34 74	33	A	Texas A&M	42 75					114	H	Louisiana Tech	69 57
				44	A	Arkansas	30 78					127	A	Stephen F. Austin	45 56
				45	A	Oklahoma St.	44 89					127	H	Stephen F. Austin	61 69
												183	H	Lamar	72 82
												210	A	Nicholls St.	40 59
												210	H	Nicholls St.	74 71
												211	A	McNeese St.	57 68
												211	H	McNeese St.	75 54
												246	A	A&M-Corpus Christi	66 59
												249	A	Central Ark.	46 63
												249	H	Central Ark.	54 52
												257	H	Abilene Christian	61 56
												272	A	Jackson St.	61 62
												283	A	Houston Baptist	78 68
												295	A	Sam Houston St.	66 57
												303	A	New Orleans	75 63
												303	H	New Orleans	70 72
												312	A	Grambling	41 44
												332	A	Southeastern La.	52 58
												332	H	Southeastern La.	71 60
												341	H	Incarinate Word	73 51
LAST 12 Division I GAMES:															
303	H	New Orleans	70 72	249	H	Central Ark.	54 52								
127	A	Stephen F. Austin	45 56	127	H	Stephen F. Austin	61 69								
332	H	Southeastern La.	71 60	332	A	Southeastern La.	52 58								
303	A	New Orleans	75 63	249	A	Central Ark.	46 63								
210	A	Nicholls St.	40 59	211	H	McNeese St.	75 54								
211	A	McNeese St.	57 68	210	H	Nicholls St.	74 71								

Non-Div I Games: Central Baptist 71 43 LSU-Alexandria 86 58 Ark.-Monticello 61 56 LeTourneau 78 35 Northwestern St.

Through Games of March 11, 2015										
Average RPI Win:	79	WON-LOST	WINNING	LAST 10	STRENGTH OF	OPP. STRENGTH	TEAM	ADJ.	CONF.	ADJ CONF.
Average RPI Loss:	36	RECORD	PCT. RANK	GAMES	SCHEDULE	OF SCHEDULE	RPI	RPI	RPI	RPI
DIV. I ONLY	31- 2	3	10- 0	3	1	1	1	3	3	
DIV. I NON-CONF.	13- 1	4	0- 0	3	2	2	2	3	3	
<hr/>										
TOTALS	RPI 1-25	RPI 26-50		W-L RECORDS		RPI 51-100	RPI 101-150	RPI 150+		
31- 2	10- 1	3- 0		OVERALL		8- 1	5- 0	5- 0		
17- 1	7- 1	1- 0		HOME		3- 0	3- 0	3- 0		
10- 1	1- 0	2- 0		AWAY		4- 1	1- 0	2- 0		
4- 0	2- 0	0- 0		NEUTRAL		1- 0	1- 0	0- 0		
13- 1	4- 1	1- 0		NON-CONFERENCE		4- 0	2- 0	2- 0		
9- 1	4- 1	0- 0		HOME		2- 0	1- 0	2- 0		
3- 0	0- 0	1- 0		AWAY		2- 0	0- 0	0- 0		
1- 0	0- 0	0- 0		NEUTRAL		0- 0	1- 0	0- 0		
18- 1	6- 0	2- 0		CONFERENCE		4- 1	3- 0	3- 0		
8- 0	3- 0	1- 0		HOME		1- 0	2- 0	1- 0		
7- 1	1- 0	1- 0		AWAY		2- 1	1- 0	2- 0		
3- 0	2- 0	0- 0		NEUTRAL		1- 0	0- 0	0- 0		

RPI	S	Opponent	Score	RPI	S	Opponent	Score	RPI	S	Opponent	Score	RPI	S	Opponent	Score
2	H	Tennessee	88 77	36	A	Syracuse	85 74	67	A	Miami (FL)	63 78	105	N	Kansas	89 47
5	H	UConn	58 76	37	A	DePaul	94 93	67	N	Miami (FL)	77 61	109	H	Virginia	75 54
6	H	Maryland	92 72	41	H	Pittsburgh	87 59	68	H	Michigan	70 50	116	H	Harvard	97 43
7	H	Louisville	68 52					77	A	Michigan St.	71 63	118	A	Boston College	89 56
10	H	Florida St.	74 68					82	A	North Carolina St.	67 60	118	H	Boston College	104 58
10	N	Florida St.	71 58					86	A	Georgia Tech	71 61	185	H	Holy Cross	104 29
14	H	Duke	63 50					86	H	Georgia Tech	89 76	186	H	Wake Forest	92 63
14	N	Duke	55 49					87	H	Saint Joseph's	64 50	199	A	Virginia Tech	74 50
17	A	North Carolina	89 79					93	A	UCLA	82 67	202	A	Clemson	74 36
20	H	Chattanooga	88 53									218	H	UMass Lowell	105 51
24	H	Quinnipiac	112 52												
LAST 12 Division I GAMES:															
10	N	Florida St.	71 58	86	A	Georgia Tech	71 61								
14	N	Duke	55 49	14	H	Duke	63 50								
67	N	Miami (FL)	77 61	118	A	Boston College	89 56								
82	A	North Carolina St.	67 60	109	H	Virginia	75 54								
41	H	Pittsburgh	87 59	186	H	Wake Forest	92 63								
7	H	Louisville	68 52	199	A	Virginia Tech	74 50								

Non-Div I Games:

Notre Dame

Average RPI Win:	235	WON-LOST	WINNING	LAST 10	STRENGTH OF	OPP. STRENGTH	TEAM	ADJ.	CONF.	ADJ CONF.
Average RPI Loss:	140	RECORD	PCT. RANK	GAMES	SCHEDULE	OF SCHEDULE	RPI	RPI	RPI	RPI
DIV. I ONLY	10- 18	251	3- 7	200	163	235	235	12	12	
DIV. I NON-CONF.	4- 7	221	0- 0	326	172	269	269	15	15	
TOTALS	RPI 1-25	RPI 26-50	W-L RECORDS	RPI 51-100	RPI 101-150	RPI 150+				
10- 18	0- 0	1- 1	OVERALL	1- 6	0- 3	8- 8				
6- 5	0- 0	0- 1	HOME	1- 1	0- 1	5- 2				
4- 13	0- 0	1- 0	AWAY	0- 5	0- 2	3- 6				
0- 0	0- 0	0- 0	NEUTRAL	0- 0	0- 0	0- 0				
4- 7	0- 0	0- 0	NON-CONFERENCE	0- 2	0- 1	4- 4				
2- 1	0- 0	0- 0	HOME	0- 0	0- 0	2- 1				
2- 6	0- 0	0- 0	AWAY	0- 2	0- 1	2- 3				
0- 0	0- 0	0- 0	NEUTRAL	0- 0	0- 0	0- 0				
6- 11	0- 0	1- 1	CONFERENCE	1- 4	0- 2	4- 4				
4- 4	0- 0	0- 1	HOME	1- 1	0- 1	3- 1				
2- 7	0- 0	1- 0	AWAY	0- 3	0- 1	1- 3				
0- 0	0- 0	0- 0	NEUTRAL	0- 0	0- 0	0- 0				

RPI S	Opponent	Score	RPI S	Opponent	Score	RPI S	Opponent	Score	RPI S	Opponent	Score	Team's RPI: 235
26	A Green Bay	70 67	26	H Green Bay	55 70	67	A Miami (FL)	53 66	104	A Cleveland St.	74 80	
						77	A Michigan St.	64 79	104	H Cleveland St.	64 72	
						78	A Youngstown St.	54 76	119	A Ball St.	50 75	
						78	H Youngstown St.	85 82	152	A Dartmouth	54 59	
						88	A Wright St.	60 95	167	H Indiana	61 88	
						88	A Wright St.	66 92	174	A Central Mich.	69 74	
						88	H Wright St.	89 108	208	A Ill.-Chicago	54 64	
									208	H Ill.-Chicago	60 75	
									222	A Detroit	62 73	
									222	H Detroit	64 58	
									246	A A&M-Corpus Christi	61 54	
									271	A UCF	65 98	
									275	H Miami (OH)	65 51	
									280	A Milwaukee	60 66	
									280	H Milwaukee	89 56	
									282	A Valparaiso	71 54	
									282	H Valparaiso	70 55	
									316	A IPFW	92 84	
									343	H Chicago St.	66 40	
LAST 12 Division I GAMES:												
88	A Wright St.	60 95	104	A Cleveland St.	74 80							
282	H Valparaiso	70 55	78	A Youngstown St.	54 76							
208	A Ill.-Chicago	54 64	280	A Milwaukee	60 66							
26	H Green Bay	55 70	26	A Green Bay	70 67							
88	A Wright St.	66 92	104	H Cleveland St.	64 72							
222	H Detroit	64 58	88	H Wright St.	89 108							

Non-Div I Games: Concordia (MI) 109 62 Rochester College 96 38

Oakland

Loss, Non-Conf, S Site, H Home A Away N Neutral

Average RPI Win:	206	WON-LOST	WINNING	LAST 10	STRENGTH OF	OPP. STRENGTH	TEAM	ADJ.	CONF.	ADJ CONF.
Average RPI Loss:	75	RECORD	PCT. RANK	GAMES	SCHEDULE	OF SCHEDULE	RPI	RPI	RPI	RPI
DIV. I ONLY	25- 4	16	9- 1	223	193	57	57	15	15	
DIV. I NON-CONF.	9- 2	35	0- 0	254	216	107	107	17	17	
TOTALS	RPI 1-25	RPI 26-50	W-L RECORDS	RPI 51-100	RPI 101-150	RPI 150+				
25- 4	0- 0	0- 1	OVERALL	2- 2	7- 1	16- 0				
13- 3	0- 0	0- 1	HOME	1- 1	3- 1	9- 0				
10- 1	0- 0	0- 0	AWAY	1- 1	4- 0	5- 0				
2- 0	0- 0	0- 0	NEUTRAL	0- 0	0- 0	2- 0				
9- 2	0- 0	0- 1	NON-CONFERENCE	0- 1	2- 0	7- 0				
5- 2	0- 0	0- 1	HOME	0- 1	1- 0	4- 0				
2- 0	0- 0	0- 0	AWAY	0- 0	1- 0	1- 0				
2- 0	0- 0	0- 0	NEUTRAL	0- 0	0- 0	2- 0				
16- 2	0- 0	0- 0	CONFERENCE	2- 1	5- 1	9- 0				
8- 1	0- 0	0- 0	HOME	1- 0	2- 1	5- 0				
8- 1	0- 0	0- 0	AWAY	1- 1	3- 0	4- 0				
0- 0	0- 0	0- 0	NEUTRAL	0- 0	0- 0	0- 0				

RPI S	Opponent	Score	RPI S	Opponent	Score	RPI S	Opponent	Score	RPI S	Opponent	Score
28	H James Madison	62 69	69	H East Carolina	68 76	104	H Cleveland St.	71 64			
			81	A Akron	71 55	111	A Eastern Mich.	82 59			
			81	H Akron	72 60	111	H Eastern Mich.	61 73			
			90	A Western Mich.	51 61	119	A Ball St.	60 53			
						121	H Toledo	65 58			
						138	A Northern Ky.	77 38			
						139	A Buffalo	61 50			
						139	H Buffalo	78 70			
						174	A Central Mich.	74 66			
						174	H Central Mich.	71 51			
						184	N La Salle	74 63			
						194	N Massachusetts	59 52			
						222	H Detroit	60 57			
						245	H Morehead St.	87 67			
						250	H Northern Ill.	67 40			
						275	A Miami (OH)	67 45			
						275	H Miami (OH)	75 60			
						285	A Kent St.	69 56			
						285	H Kent St.	58 44			
						291	A Bowling Green	71 46			
						291	H Bowling Green	67 47			
						315	H Wofford	84 37			
						323	H Manhattan	82 58			
						331	A Murray St.	111 60			
LAST 12 Division I GAMES:											
275	H Miami (OH)	75 60	275	A Miami (OH)	67 45						
285	A Kent St.	69 56	291	A Bowling Green	71 46						
291	H Bowling Green	67 47	285	H Kent St.	58 44						
139	H Buffalo	78 70	174	A Central Mich.	74 66						
81	A Akron	71 55	81	H Akron	72 60						
111	H Eastern Mich.	61 73	119	A Ball St.	60 53						

Non-Div I Games:

Ohio

■ Loss, 
 ■ Non-Conf, S Site, 
 ■ Home 
 ■ Away 
 N Neutral

Average RPI Win:	114	WON-LOST	WINNING	LAST 10	STRENGTH OF	OPP. STRENGTH	TEAM	ADJ.	CONF.	ADJ CONF.
Average RPI Loss:	48	RECORD	PCT. RANK	GAMES	SCHEDULE	OF SCHEDULE	RPI	RPI	RPI	RPI
DIV. I ONLY	23- 10	63	8- 2	18	17	27	27	4	4	
DIV. I NON-CONF.	8- 4	92	0- 0	30	43	64	64	2	2	
TOTALS	RPI 1-25	RPI 26-50	W-L RECORDS	RPI 51-100	RPI 101-150	RPI 150+				
23- 10	3- 3	5- 3	OVERALL	4- 2	3- 2	8- 0				
14- 3	1- 0	3- 2	HOME	4- 1	2- 0	4- 0				
5- 5	0- 2	1- 0	AWAY	0- 1	1- 2	3- 0				
4- 2	2- 1	1- 1	NEUTRAL	0- 0	0- 0	1- 0				
8- 4	1- 0	1- 2	NON-CONFERENCE	2- 1	1- 1	3- 0				
6- 2	0- 0	1- 1	HOME	2- 1	1- 0	2- 0				
0- 1	0- 0	0- 0	AWAY	0- 0	0- 1	0- 0				
2- 1	1- 0	0- 1	NEUTRAL	0- 0	0- 0	1- 0				
15- 6	2- 3	4- 1	CONFERENCE	2- 1	2- 1	5- 0				
8- 1	1- 0	2- 1	HOME	2- 0	1- 0	2- 0				
5- 4	0- 2	1- 0	AWAY	0- 1	1- 1	3- 0				
2- 1	1- 1	0- 0	NEUTRAL	0- 0	0- 0	0- 0				

RPI 1-25				RPI 26-50				Team's RPI: 27	RPI 51-100				RPI 101+			
RPI	S	Opponent	Score	RPI	S	Opponent	Score		RPI	S	Opponent	Score	RPI	S	Opponent	Score
6	A	Maryland	78 87	34	H	Northwestern	73 64		59	H	Georgia	59 67	105	A	Illinois	55 66
6	N	Maryland	74 77	35	A	Nebraska	78 60		68	A	Michigan	94 100	109	A	Virginia	82 87
9	A	Iowa	65 73	38	N	Wichita St.	55 70		68	H	Michigan	77 73	133	A	Purdue	79 71
9	H	Iowa	100 82	41	H	Pittsburgh	74 78		76	H	West Virginia	96 54	133	H	Purdue	92 60
9	N	Iowa	91 85	42	H	Rutgers	85 68		77	H	Michigan St.	76 62	141	H	VCU	96 86
16	N	FGCU	90 83	43	H	Minnesota	72 76		90	H	Western Mich.	83 46	159	A	Wisconsin	85 73
				43	N	Minnesota	83 71						167	A	Indiana	103 49
				47	H	Arkansas St.	67 52						167	H	Indiana	78 70
													197	H	Winthrop	66 52
													202	N	Clemson	86 77
													226	A	Penn St.	88 70
													226	H	Penn St.	69 60
													320	H	Saint Francis (PA)	113 97
LAST 12 Division I GAMES:																
		6 N Maryland	74 77			133 H Purdue	92 60									
		9 N Iowa	91 85			105 A Illinois	55 66									
		43 N Minnesota	83 71			68 H Michigan	77 73									
		35 A Nebraska	78 60			167 H Indiana	78 70									
		226 A Penn St.	88 70			9 A Iowa	65 73									
		9 H Iowa	100 82			77 H Michigan St.	76 62									

Non-Div I Games:

Ohio St.

■ Loss, 
 ■ Non-Conf, S Site, 
 ■ Home 
 ■ Away 
 N Neutral



Average RPI Win:	104	WON-LOST	WINNING	LAST 10	STRENGTH OF	OPP. STRENGTH	TEAM	ADJ.	CONF.	ADJ CONF.
Average RPI Loss:	37	RECORD	PCT. RANK	GAMES	SCHEDULE	OF SCHEDULE	RPI	RPI	RPI	RPI
DIV. I ONLY	20- 11	85	6- 4	14	2	22	22	1	1	
DIV. I NON-CONF.	6- 5	145	0- 0	68	9	79	79	1	1	
TOTALS	RPI 1-25	RPI 26-50	W-L RECORDS	RPI 51-100	RPI 101-150	RPI 150+				
20- 11	2- 6	3- 2	OVERALL	7- 2	5- 1	3- 0				
12- 1	2- 0	2- 0	HOME	4- 0	2- 1	2- 0				
6- 7	0- 3	1- 2	AWAY	2- 2	2- 0	1- 0				
2- 3	0- 3	0- 0	NEUTRAL	1- 0	1- 0	0- 0				
6- 5	0- 3	1- 2	NON-CONFERENCE	0- 0	2- 0	3- 0				
4- 0	0- 0	1- 0	HOME	0- 0	1- 0	2- 0				
1- 3	0- 1	0- 2	AWAY	0- 0	0- 0	1- 0				
1- 2	0- 2	0- 0	NEUTRAL	0- 0	1- 0	0- 0				
14- 6	2- 3	2- 0	CONFERENCE	7- 2	3- 1	0- 0				
8- 1	2- 0	1- 0	HOME	4- 0	1- 1	0- 0				
5- 4	0- 2	1- 0	AWAY	2- 2	2- 0	0- 0				
1- 1	0- 1	0- 0	NEUTRAL	1- 0	0- 0	0- 0				

RPI	S	Opponent	Score	RPI	S	Opponent	Score	RPI	S	Opponent	Score	RPI	S	Opponent	Score
4	A	Baylor	66 89	31	H	Washington	90 80	56	A	Iowa St.	76 84	105	A	Kansas	69 57
4	H	Baylor	68 64	32	A	UALR	62 66	56	H	Iowa St.	75 66	105	H	Kansas	58 65
8	N	Kentucky	88 92	44	A	Arkansas	64 71	65	A	Kansas St.	73 64	105	N	Illinois	78 76
14	A	Duke	72 92	45	A	Oklahoma St.	66 56	65	H	Kansas St.	66 58	126	H	Yale	71 54
21	A	Texas	81 84	45	H	Oklahoma St.	73 54	74	A	TCU	97 81	137	A	Texas Tech	75 58
21	H	Texas	70 59					74	H	TCU	77 54	137	H	Texas Tech	70 64
21	N	Texas	46 59					76	A	West Virginia	69 78	183	H	Lamar	100 73
25	N	South Fla.	68 83					76	H	West Virginia	71 60	319	H	Bradley	104 55
								76	N	West Virginia	67 55	330	A	North Texas	68 39
LAST 12 Division I GAMES:															
		21 N Texas	46 59			56 A Iowa St.	76 84								
		76 N West Virginia	67 55			74 H TCU	77 54								
		45 A Oklahoma St.	66 56			4 A Baylor	66 89								
		105 H Kansas	58 65			65 H Kansas St.	66 58								
		4 H Baylor	68 64			56 H Iowa St.	75 66								
		65 A Kansas St.	73 64			76 A West Virginia	69 78								

Non-Div I Games:

Oklahoma

■ Loss, 
 ■ Non-Conf, S Site, 
 ■ Home 
 ■ Away 
 N Neutral

Average RPI Win:	153	WON-LOST	WINNING	LAST 10	STRENGTH OF	OPP. STRENGTH	TEAM	ADJ.	CONF.	ADJ CONF.
Average RPI Loss:	35	RECORD	PCT. RANK	GAMES	SCHEDULE	OF SCHEDULE	RPI	RPI	RPI	RPI
DIV. I ONLY	20- 11	85	7- 3	41	33	45	45	1	1	
DIV. I NON-CONF.	10- 1	17	0- 0	273	248	59	59	1	1	
TOTALS	RPI 1-25	RPI 26-50	W-L RECORDS	RPI 51-100	RPI 101-150	RPI 150+				
20- 11	1- 7	0- 0	OVERALL	6- 4	6- 0	7- 0				
13- 4	1- 2	0- 0	HOME	2- 2	4- 0	6- 0				
6- 6	0- 4	0- 0	AWAY	3- 2	2- 0	1- 0				
1- 1	0- 1	0- 0	NEUTRAL	1- 0	0- 0	0- 0				
10- 1	0- 1	0- 0	NON-CONFERENCE	1- 0	2- 0	7- 0				
8- 0	0- 0	0- 0	HOME	0- 0	2- 0	6- 0				
2- 1	0- 1	0- 0	AWAY	1- 0	0- 0	1- 0				
0- 0	0- 0	0- 0	NEUTRAL	0- 0	0- 0	0- 0				
10- 10	1- 6	0- 0	CONFERENCE	5- 4	4- 0	0- 0				
5- 4	1- 2	0- 0	HOME	2- 2	2- 0	0- 0				
4- 5	0- 3	0- 0	AWAY	2- 2	2- 0	0- 0				
1- 1	0- 1	0- 0	NEUTRAL	1- 0	0- 0	0- 0				

RPI 1-25				RPI 26-50				Team's RPI: 45				RPI 51-100				RPI 101+			
RPI	S	Opponent	Score	RPI	S	Opponent	Score	RPI	S	Opponent	Score	RPI	S	Opponent	Score	RPI	S	Opponent	Score
4	A	Baylor	45 61									56	A	Iowa St.	63 62	105	A	Kansas	65 57
4	H	Baylor	52 69									56	H	Iowa St.	60 48	105	H	Kansas	80 76
4	N	Baylor	52 69									56	N	Iowa St.	67 58	123	H	Missouri St.	77 36
17	A	North Carolina	77 79									65	A	Kansas St.	51 52	137	A	Texas Tech	47 44
21	A	Texas	42 59									65	H	Kansas St.	69 47	137	H	Texas Tech	66 35
21	H	Texas	66 60									74	A	TCU	66 70	140	H	Texas St.	64 37
22	A	Oklahoma	54 73									74	H	TCU	62 71	190	H	Texas Southern	77 58
22	H	Oklahoma	56 66									76	A	West Virginia	52 46	227	H	Northwestern St.	89 44
												76	H	West Virginia	49 61	260	A	Weber St.	55 49
												96	A	Southern California	66 62	270	H	Loyola Marymount	76 65
																293	H	Morgan St.	73 43
																303	H	New Orleans	84 33
																337	H	Ark.-Pine Bluff	90 45
LAST 12 Division I GAMES:																			
		4 N Baylor	52 69			76 A West Virginia	52 46												
		56 N Iowa St.	67 58			56 H Iowa St.	60 48												
		22 H Oklahoma	56 66			21 H Texas	66 60												
		137 A Texas Tech	47 44			105 A Kansas	65 57												
		21 A Texas	42 59			4 H Baylor	52 69												
		105 H Kansas	80 76			56 A Iowa St.	63 62												

Non-Div I Games:

Oklahoma St.

■ Loss, 
 ■ Non-Conf, S Site, 
 ■ Home 
 ■ Away 
 N Neutral

Average RPI Win:	236	WON-LOST	WINNING	LAST 10	STRENGTH OF	OPP. STRENGTH	TEAM	ADJ.	CONF.	ADJ CONF.
Average RPI Loss:	96	RECORD	PCT. RANK	GAMES	SCHEDULE	OF SCHEDULE	RPI	RPI	RPI	RPI
DIV. I ONLY	19- 11	90	6- 4	207	128	131	131	17	17	
DIV. I NON-CONF.	7- 4	107	0- 0	193	83	133	133	18	18	
TOTALS	RPI 1-25	RPI 26-50	W-L RECORDS	RPI 51-100	RPI 101-150	RPI 150+				
19- 11	0- 3	0- 2	OVERALL	0- 2	2- 0	17- 4				
9- 6	0- 1	0- 1	HOME	0- 1	1- 0	8- 3				
7- 5	0- 2	0- 1	AWAY	0- 1	1- 0	6- 1				
3- 0	0- 0	0- 0	NEUTRAL	0- 0	0- 0	3- 0				
7- 4	0- 3	0- 0	NON-CONFERENCE	0- 0	1- 0	6- 1				
4- 2	0- 1	0- 0	HOME	0- 0	1- 0	3- 1				
1- 2	0- 2	0- 0	AWAY	0- 0	0- 0	1- 0				
2- 0	0- 0	0- 0	NEUTRAL	0- 0	0- 0	2- 0				
12- 7	0- 0	0- 2	CONFERENCE	0- 2	1- 0	11- 3				
5- 4	0- 0	0- 1	HOME	0- 1	0- 0	5- 2				
6- 3	0- 0	0- 1	AWAY	0- 1	1- 0	5- 1				
1- 0	0- 0	0- 0	NEUTRAL	0- 0	0- 0	1- 0				

RPI 1-25				RPI 26-50				RPI 51-100				RPI 101+ Team's RPI: 131			
RPI	S	Opponent	Score	RPI	S	Opponent	Score	RPI	S	Opponent	Score	RPI	S	Opponent	Score
7	A	Louisville	46 100	30	A	Western Ky.	62 71	66	H	Middle Tenn.	48 65	114	A	Louisiana Tech	72 71
14	H	Duke	66 82	30	H	Western Ky.	60 76	94	A	Southern Miss.	53 70	141	H	VCU	66 44
23	A	California	59 79									158	A	Charlotte	67 82
												158	H	Charlotte	66 57
												172	H	UTSA	51 52
												175	H	William & Mary	65 58
												177	H	UAB	58 46
												187	A	Marshall	67 55
												187	H	Marshall	37 69
												199	A	Virginia Tech	69 62
												208	N	Ill.-Chicago	61 55
												221	A	Fla. Atlantic	72 44
												242	H	Presbyterian	41 26
												244	H	UTEP	79 50
												268	A	Rice	62 55
												268	H	Rice	83 68
												268	N	Rice	62 57
												275	N	Miami (OH)	69 63
												278	H	Rider	56 59
												330	A	North Texas	54 44
												330	H	North Texas	70 48
												333	A	FIU	80 67
												340	H	Howard	75 54
LAST 12 Division I GAMES:															
268	N	Rice	62 57	94	A	Southern Miss.	53 70	172	H	UTSA	51 52	158	A	Charlotte	67 82
30	A	Western Ky.	62 71	244	H	UTEP	79 50	221	A	Fla. Atlantic	72 44	333	A	FIU	80 67
187	A	Marshall	67 55	172	H	UTSA	51 52	221	A	Fla. Atlantic	72 44	333	A	FIU	80 67
330	H	North Texas	70 48	158	A	Charlotte	67 82	221	A	Fla. Atlantic	72 44	333	A	FIU	80 67
268	H	Rice	83 68	221	A	Fla. Atlantic	72 44	221	A	Fla. Atlantic	72 44	333	A	FIU	80 67
114	A	Louisiana Tech	72 71	333	A	FIU	80 67	333	A	FIU	80 67	333	A	FIU	80 67

Non-Div I Games:

Old Dominion

■ Loss, 
 ■ Non-Conf, S Site, 
 ■ Home 
 ■ Away 
 N Neutral

Average RPI Win:	206	WON-LOST	WINNING	LAST 10	STRENGTH OF	OPP. STRENGTH	TEAM	ADJ.	CONF.	ADJ CONF.
Average RPI Loss:	36	RECORD	PCT. RANK	GAMES	SCHEDULE	OF SCHEDULE	RPI	RPI	RPI	RPI
DIV. I ONLY	17- 13	125	3- 7	65	63	100	100	2	2	
DIV. I NON-CONF.	10- 3	52	0- 0	296	311	162	162	4	4	
TOTALS	RPI 1-25	RPI 26-50	W-L RECORDS	RPI 51-100	RPI 101-150	RPI 150+				
17- 13	1- 4	1- 5	OVERALL	3- 3	0- 1	12- 0				
13- 5	1- 3	1- 1	HOME	3- 1	0- 0	8- 0				
3- 7	0- 1	0- 3	AWAY	0- 2	0- 1	3- 0				
1- 1	0- 0	0- 1	NEUTRAL	0- 0	0- 0	1- 0				
10- 3	0- 1	0- 1	NON-CONFERENCE	1- 1	0- 0	9- 0				
8- 2	0- 1	0- 0	HOME	1- 1	0- 0	7- 0				
1- 1	0- 0	0- 1	AWAY	0- 0	0- 0	1- 0				
1- 0	0- 0	0- 0	NEUTRAL	0- 0	0- 0	1- 0				
7- 10	1- 3	1- 4	CONFERENCE	2- 2	0- 1	3- 0				
5- 3	1- 2	1- 1	HOME	2- 0	0- 0	1- 0				
2- 6	0- 1	0- 2	AWAY	0- 2	0- 1	2- 0				
0- 1	0- 0	0- 1	NEUTRAL	0- 0	0- 0	0- 0				

RPI 1-25				RPI 26-50				RPI 51-100 Team's RPI: 100				RPI 101+			
RPI	S	Opponent	Score	RPI	S	Opponent	Score	RPI	S	Opponent	Score	RPI	S	Opponent	Score
2	H	Tennessee	49 69	29	A	Mississippi St.	47 55	58	A	LSU	41 70	103	A	Missouri	58 72
3	H	South Carolina	59 77	29	H	Mississippi St.	62 64	58	H	LSU	58 57	151	A	Auburn	51 46
4	H	Baylor	54 96	30	A	Western Ky.	69 98	59	H	Georgia	55 52	161	A	Florida	64 57
8	A	Kentucky	58 64	33	A	Texas A&M	49 58	62	A	Vanderbilt	54 58	201	H	Alabama	77 63
8	H	Kentucky	67 59	44	H	Arkansas	71 57	66	H	Middle Tenn.	65 71	231	H	Southern U.	91 68
				44	N	Arkansas	61 72	94	H	Southern Miss.	68 66	237	N	Utah	52 38
LAST 12 Division I GAMES:															
		44 N Arkansas	61 72			2 H Tennessee	49 69								
		29 A Mississippi St.	47 55			62 A Vanderbilt	54 58								
		58 H LSU	58 57			3 H South Carolina	59 77								
		8 H Kentucky	67 59			58 A LSU	41 70								
		151 A Auburn	51 46			29 H Mississippi St.	62 64								
		103 A Missouri	58 72			33 A Texas A&M	49 58								

Non-Div I Games:

Ole Miss

Average RPI Win:	258	WON-LOST	WINNING	LAST 10	STRENGTH OF	OPP. STRENGTH	TEAM	ADJ.	CONF.	ADJ CONF.
Average RPI Loss:	191	RECORD	PCT. RANK	GAMES	SCHEDULE	OF SCHEDULE	RPI	RPI	RPI	RPI
DIV. I ONLY	8- 18	275	4- 6	270	290	294	294	25	25	
DIV. I NON-CONF.	3- 7	250	0- 0	282	347	308	308	25	25	
TOTALS	RPI 1-25	RPI 26-50	W-L RECORDS	RPI 51-100	RPI 101-150	RPI 150+				
8- 18	0- 0	0- 2	OVERALL	0- 3	1- 1	7- 12				
6- 7	0- 0	0- 1	HOME	0- 1	1- 1	5- 4				
2- 11	0- 0	0- 1	AWAY	0- 2	0- 0	2- 8				
0- 0	0- 0	0- 0	NEUTRAL	0- 0	0- 0	0- 0				
3- 7	0- 0	0- 0	NON-CONFERENCE	0- 1	1- 1	2- 5				
2- 3	0- 0	0- 0	HOME	0- 0	1- 1	1- 2				
1- 4	0- 0	0- 0	AWAY	0- 1	0- 0	1- 3				
0- 0	0- 0	0- 0	NEUTRAL	0- 0	0- 0	0- 0				
5- 11	0- 0	0- 2	CONFERENCE	0- 2	0- 0	5- 7				
4- 4	0- 0	0- 1	HOME	0- 1	0- 0	4- 2				
1- 7	0- 0	0- 1	AWAY	0- 1	0- 0	1- 5				
0- 0	0- 0	0- 0	NEUTRAL	0- 0	0- 0	0- 0				

RPI S	Opponent	Score	RPI S	Opponent	Score	RPI S	Opponent	Score	RPI S	Opponent	Score	Team's RPI: 294
46	A South Dakota St.	66 101	46	H South Dakota St.	49 60	71	A South Dakota	69 83	125	H Bakersfield	80 68	
						71	H South Dakota	48 64	128	H Northern Colo.	58 67	
						89	A Creighton	50 67	157	A Oral Roberts	53 74	
									157	H Oral Roberts	52 66	
									176	H SIUE	54 69	
									182	H North Dakota	52 72	
									216	A IUPUI	49 68	
									216	H IUPUI	66 49	
									234	A Western Ill.	56 71	
									234	H Western Ill.	54 51	
									267	A North Dakota St.	73 65	
									267	H North Dakota St.	60 77	
									280	A Milwaukee	64 61	
									302	A Eastern Ill.	66 77	
									309	A Denver	53 60	
									309	H Denver	53 40	
									313	H Alcorn	59 39	
									316	A IPFW	59 70	
									316	H IPFW	70 61	
									329	A Utah Valley	57 59	
									345	A Air Force	57 65	
LAST 12 Division I GAMES:												
309	H Denver	53 40	157	H Oral Roberts	52 66							
316	H IPFW	70 61	216	A IUPUI	49 68							
46	H South Dakota St.	49 60	316	A IPFW	59 70							
267	A North Dakota St.	73 65	157	A Oral Roberts	53 74							
71	A South Dakota	69 83	267	H North Dakota St.	60 77							
234	H Western Ill.	54 51	216	H IUPUI	66 49							

Non-Div I Games: Peru St. 68 54 Graceland (IA) 89 54

Omaha

Loss, Non-Conf, S Site, H Home A Away N Neutral

Oral Roberts

Through Games Of March 11, 2015

Average RPI Win:	222	WON-LOST	WINNING	LAST 10	STRENGTH OF	OPP. STRENGTH	TEAM	ADJ.	CONF.	ADJ CONF.
Average RPI Loss:	136	RECORD	PCT. RANK	GAMES	SCHEDULE	OF SCHEDULE	RPI	RPI	RPI	RPI
DIV. I ONLY	14- 15	189	6- 4	115	199	157	157	25	25	
DIV. I NON-CONF.	4- 7	221	0- 0	32	44	139	139	25	25	
TOTALS	RPI 1-25	RPI 26-50	W-L RECORDS	RPI 51-100	RPI 101-150	RPI 150+				
14- 15	0- 2	0- 4	OVERALL	1- 2	3- 0	10- 7				
10- 2	0- 0	0- 1	HOME	1- 0	3- 0	6- 1				
2- 11	0- 0	0- 0	AWAY	0- 0	0- 0	2- 0				
2- 2	0- 0	0- 1	NEUTRAL	0- 0	0- 0	2- 1				
4- 7	0- 2	0- 1	NON-CONFERENCE	0- 1	3- 0	1- 3				
3- 1	0- 0	0- 0	HOME	0- 0	3- 0	0- 1				
0- 5	0- 2	0- 1	AWAY	0- 1	0- 0	0- 1				
1- 1	0- 0	0- 0	NEUTRAL	0- 0	0- 0	1- 1				
10- 8	0- 0	0- 3	CONFERENCE	1- 1	0- 0	9- 4				
7- 1	0- 0	0- 1	HOME	1- 0	0- 0	6- 0				
2- 6	0- 0	0- 1	AWAY	0- 1	0- 0	2- 4				
1- 1	0- 0	0- 1	NEUTRAL	0- 0	0- 0	1- 0				

RPI 1-25				RPI 26-50				RPI 51-100				RPI 101+ Team's RPI: 157			
RPI	S	Opponent	Score	RPI	S	Opponent	Score	RPI	S	Opponent	Score	RPI	S	Opponent	Score
2	A	Tennessee	39 91	32	A	UALR	43 54	65	A	Kansas St.	47 53	111	H	Eastern Mich.	63 62
4	A	Baylor	60 101	46	A	South Dakota St.	46 71	71	A	South Dakota	70 93	115	H	Tulsa	73 71
				46	H	South Dakota St.	52 66	71	H	South Dakota	81 65	123	H	Missouri St.	70 57
				46	N	South Dakota St.	48 59					159	A	Wisconsin	52 70
												180	N	N.C. A&T	38 47
												216	A	IUPUI	52 85
												216	H	IUPUI	84 72
												234	A	Western Ill.	68 61
												234	H	Western Ill.	76 73
												261	N	Austin Peay	73 60
												267	A	North Dakota St.	64 77
												267	H	North Dakota St.	67 41
												267	N	North Dakota St.	71 58
												274	H	Grand Canyon	51 54
												294	A	Omaha	66 52
												294	H	Omaha	74 53
												309	A	Denver	57 66
												309	H	Denver	65 44
												316	A	IPFW	63 73
												316	H	IPFW	84 56
LAST 12 Division I GAMES:															
				46	N	South Dakota St.	48 59	267	H	North Dakota St.	67 41				
				267	N	North Dakota St.	71 58	309	H	Denver	65 44				
				316	H	IPFW	84 56	294	A	Omaha	66 52				
				216	A	IUPUI	52 85	71	A	South Dakota	70 93				
				234	A	Western Ill.	68 61	46	A	South Dakota St.	46 71				
				46	H	South Dakota St.	52 66	294	H	Omaha	74 53				

Non-Div I Games: Southwestern Christ88 49 St. Gregory's 86 61

Oral Roberts

Loss, Non-Conf, S Site, H Home A Away N Neutral

Oregon

Through Games Of March 11, 2015

Average RPI Win:	189	WON-LOST	WINNING	LAST 10	STRENGTH OF	OPP. STRENGTH	TEAM	ADJ.	CONF.	ADJ CONF.
Average RPI Loss:	73	RECORD	PCT. RANK	GAMES	SCHEDULE	OF SCHEDULE	RPI	RPI	RPI	RPI
DIV. I ONLY	13- 17	218	4- 6	90	46	179	179	5	5	
DIV. I NON-CONF.	7- 4	107	0- 0	289	127	208	208	5	5	
TOTALS	RPI 1-25	RPI 26-50	W-L RECORDS	RPI 51-100	RPI 101-150	RPI 150+				
13- 17	1- 6	0- 2	OVERALL	4- 6	0- 0	8- 3				
10- 7	1- 4	0- 1	HOME	2- 2	0- 0	7- 0				
3- 7	0- 2	0- 1	AWAY	2- 2	0- 0	1- 2				
0- 3	0- 0	0- 0	NEUTRAL	0- 2	0- 0	0- 1				
7- 4	0- 1	0- 0	NON-CONFERENCE	0- 2	0- 0	7- 1				
6- 2	0- 1	0- 0	HOME	0- 1	0- 0	6- 0				
1- 0	0- 0	0- 0	AWAY	0- 0	0- 0	1- 0				
0- 2	0- 0	0- 0	NEUTRAL	0- 1	0- 0	0- 1				
6- 13	1- 5	0- 2	CONFERENCE	4- 4	0- 0	1- 2				
4- 5	1- 3	0- 1	HOME	2- 1	0- 0	1- 0				
2- 7	0- 2	0- 1	AWAY	2- 2	0- 0	0- 2				
0- 1	0- 0	0- 0	NEUTRAL	0- 1	0- 0	0- 0				

RPI S	Opponent	Score	RPI S	Opponent	Score	RPI S	Opponent	Score	RPI S	Opponent	Score	Team's RPI: 179
15	A Arizona St.	58 70	31	A Washington	55 70	51	N American	64 72	174	N Central Mich.	67 73	
15	H Arizona St.	52 72	31	H Washington	69 91	54	H Fresno St.	59 68	196	H Navy	72 64	
17	H North Carolina	59 76				70	A Washington St.	70 69	215	A Arizona	78 81	
18	H Stanford	62 55				70	H Washington St.	76 79	215	H Arizona	75 61	
19	A Oregon St.	37 70				70	N Washington St.	64 66	224	H Santa Clara	92 88	
19	H Oregon St.	48 77				93	A UCLA	62 46	237	A Utah	64 66	
23	H California	59 74				93	H UCLA	67 65	266	H Northern Ariz.	59 47	
						96	A Southern California	54 70	277	H Utah St.	100 77	
						96	H Southern California	63 57	292	A Portland	72 49	
						99	A Colorado	69 84	300	H Seattle	70 44	
									311	H Portland St.	63 56	
LAST 12 Division I GAMES:												
			70	N Washington St.	64 66	215	H Arizona	75 61				
			18	H Stanford	62 55	31	A Washington	55 70				
			23	H California	59 74	70	A Washington St.	70 69				
			99	A Colorado	69 84	96	H Southern California	63 57				
			237	A Utah	64 66	93	H UCLA	67 65				
			15	H Arizona St.	52 72	215	A Arizona	78 81				

Non-Div I Games:

Oregon

Loss, Non-Conf, S Site, H Home A Away N Neutral

Average RPI Win:	131	WON-LOST	WINNING	LAST 10	STRENGTH OF	OPP. STRENGTH	TEAM	ADJ.	CONF.	ADJ CONF.
Average RPI Loss:	38	RECORD	PCT. RANK	GAMES	SCHEDULE	OF SCHEDULE	RPI	RPI	RPI	RPI
DIV. I ONLY	25- 4	16	7- 3	63	19	19	19	5	5	
DIV. I NON-CONF.	9- 1	21	0- 0	154	31	26	26	5	5	
TOTALS	RPI 1-25	RPI 26-50	W-L RECORDS	RPI 51-100	RPI 101-150	RPI 150+				
25- 4	4- 2	2- 1	OVERALL	7- 1	2- 0	10- 0				
12- 1	2- 1	1- 0	HOME	3- 0	1- 0	5- 0				
9- 2	2- 0	0- 0	AWAY	4- 0	0- 0	3- 0				
4- 1	0- 0	1- 0	NEUTRAL	0- 1	1- 0	2- 0				
9- 1	1- 1	1- 0	NON-CONFERENCE	0- 0	2- 0	5- 0				
4- 0	0- 0	0- 0	HOME	0- 0	1- 0	3- 0				
1- 1	1- 1	0- 0	AWAY	0- 0	0- 0	0- 0				
4- 0	0- 0	1- 0	NEUTRAL	0- 0	1- 0	2- 0				
16- 3	3- 1	1- 1	CONFERENCE	7- 1	0- 0	5- 0				
8- 1	2- 1	1- 0	HOME	3- 0	0- 0	2- 0				
8- 1	1- 0	0- 1	AWAY	4- 0	0- 0	3- 0				
0- 1	0- 0	0- 0	NEUTRAL	0- 1	0- 0	0- 0				

RPI	S	Opponent	Score	RPI	S	Opponent	Score	RPI	S	Opponent	Score	RPI	S	Opponent	Score
2	A	Tennessee	63 74	31	A	Washington	67 76	70	A	Washington St.	61 56	123	H	Sacramento St.	109 61
15	A	Arizona St.	68 57	31	H	Washington	75 67	70	H	Washington St.	73 70	146	N	Butler	85 53
15	H	Arizona St.	70 64	49	N	BYU	71 61	93	A	UCLA	65 47	164	N	Southern Ill.	71 55
17	A	North Carolina	70 55					93	H	UCLA	82 64	179	A	Oregon	77 48
18	H	Stanford	58 69					96	A	Southern California	76 66	179	H	Oregon	70 37
23	H	California	73 55					96	H	Southern California	68 35	193	H	Idaho	75 53
								99	A	Colorado	66 44	215	A	Arizona	73 55
								99	N	Colorado	65 68	215	H	Arizona	73 48
												237	A	Utah	52 42
												277	H	Utah St.	85 62
												287	N	Nevada	73 50
												292	H	Portland	87 65
LAST 12 Division I GAMES:															
				99	N	Colorado	65 68	15	H	Arizona St.	70 64				
				23	H	California	73 55	70	A	Washington St.	61 56				
				18	H	Stanford	58 69	31	A	Washington	67 76				
				237	A	Utah	52 42	93	H	UCLA	82 64				
				99	A	Colorado	66 44	96	H	Southern California	68 35				
				215	H	Arizona	73 48	15	A	Arizona St.	68 57				

Non-Div I Games: Concordia Portland 92 35

Oregon St.



## Pacific

Through Games Of March 11, 2015

Average RPI Win: <b>181</b>	WON-LOST	WINNING	LAST 10	STRENGTH OF	OPP. STRENGTH	TEAM	ADJ.	CONF.	ADJ CONF.
Average RPI Loss: <b>83</b>	RECORD	PCT. RANK	GAMES	SCHEDULE	OF SCHEDULE	RPI	RPI	RPI	RPI
DIV. I ONLY	19- 9	69	7- 3	80	111	61	61	9	9
DIV. I NON-CONF.	6- 3	92	0- 0	62	187	55	55	7	7
TOTALS	RPI 1-25	RPI 26-50	W-L RECORDS	RPI 51-100	RPI 101-150	RPI 150+			
19- 9	0- 1	2- 2	OVERALL	4- 2	2- 4	11- 0			
9- 4	0- 1	1- 1	HOME	2- 1	0- 1	6- 0			
9- 4	0- 0	1- 1	AWAY	2- 1	1- 2	5- 0			
1- 1	0- 0	0- 0	NEUTRAL	0- 0	1- 1	0- 0			
6- 3	0- 1	0- 0	NON-CONFERENCE	2- 0	1- 2	3- 0			
3- 1	0- 1	0- 0	HOME	1- 0	0- 0	2- 0			
2- 2	0- 0	0- 0	AWAY	1- 0	0- 2	1- 0			
1- 0	0- 0	0- 0	NEUTRAL	0- 0	1- 0	0- 0			
13- 6	0- 0	2- 2	CONFERENCE	2- 2	1- 2	8- 0			
6- 3	0- 0	1- 1	HOME	1- 1	0- 1	4- 0			
7- 2	0- 0	1- 1	AWAY	1- 1	1- 0	4- 0			
0- 1	0- 0	0- 0	NEUTRAL	0- 0	0- 1	0- 0			

RPI 1-25				RPI 26-50				RPI 51-100 Team's RPI: 61				RPI 101+			
RPI	S	Opponent	Score	RPI	S	Opponent	Score	RPI	S	Opponent	Score	RPI	S	Opponent	Score
23	H	California	64 <b>84</b>	40	A	Gonzaga	71 59	55	A	San Diego	52 <b>56</b>	110	A	Long Beach St.	43 <b>53</b>
				40	H	Gonzaga	63 <b>73</b>	55	H	San Diego	53 <b>63</b>	132	N	New Mexico St.	67 62
				49	A	BYU	72 <b>89</b>	60	A	St. Mary's (CA)	88 86	135	A	San Francisco	92 54
				49	H	BYU	86 82	60	H	St. Mary's (CA)	61 48	135	H	San Francisco	79 <b>91</b>
								72	A	Hawaii	69 61	135	N	San Francisco	64 <b>74</b>
								97	H	Montana	62 50	148	A	UC Davis	53 <b>60</b>
												195	H	Iona	64 49
												224	A	Santa Clara	61 59
												224	H	Santa Clara	87 75
												230	A	Pepperdine	63 59
												230	H	Pepperdine	77 60
												270	A	Loyola Marymount	84 61
												270	H	Loyola Marymount	89 69
												277	H	Utah St.	70 62
												287	A	Nevada	64 53
												292	A	Portland	80 78
												292	H	Portland	71 69
LAST 12 Division I GAMES:															
				135	N	San Francisco	64 <b>74</b>	55	H	San Diego	53 <b>63</b>				
				135	H	San Francisco	79 <b>91</b>	60	H	St. Mary's (CA)	61 48				
				224	H	Santa Clara	87 75	270	A	Loyola Marymount	84 61				
				40	A	Gonzaga	71 59	230	A	Pepperdine	63 59				
				292	A	Portland	80 78	40	H	Gonzaga	63 <b>73</b>				
				49	H	BYU	86 82	292	H	Portland	71 69				

Non-Div I Games: Cal St. Stanislaus 98 67 Cal Maritime 70 23

Pacific

■ Loss, 
 ■ Non-Conf, S Site, 
 ■ Home 
 ■ Away 
 N Neutral

Average RPI Win: <b>180</b>	WON-LOST	WINNING	LAST 10	STRENGTH OF	OPP. STRENGTH	TEAM	ADJ.	CONF.	ADJ CONF.
Average RPI Loss: <b>78</b>	RECORD	PCT. RANK	GAMES	SCHEDULE	OF SCHEDULE	RPI	RPI	RPI	RPI
DIV. I ONLY	19- 8	58	9- 1	64	102	52	52	7	7
DIV. I NON-CONF.	8- 5	123	0- 0	92	116	95	95	10	10
TOTALS	RPI 1-25	RPI 26-50	W-L RECORDS	RPI 51-100	RPI 101-150	RPI 150+			
19- 8	0- 3	0- 0	OVERALL	2- 2	6- 2	11- 1			
11- 4	0- 1	0- 0	HOME	2- 1	3- 2	6- 0			
8- 4	0- 2	0- 0	AWAY	0- 1	3- 0	5- 1			
0- 0	0- 0	0- 0	NEUTRAL	0- 0	0- 0	0- 0			
8- 5	0- 1	0- 0	NON-CONFERENCE	2- 2	1- 1	5- 1			
6- 2	0- 0	0- 0	HOME	2- 1	1- 1	3- 0			
2- 3	0- 1	0- 0	AWAY	0- 1	0- 0	2- 1			
0- 0	0- 0	0- 0	NEUTRAL	0- 0	0- 0	0- 0			
11- 3	0- 2	0- 0	CONFERENCE	0- 0	5- 1	6- 0			
5- 2	0- 1	0- 0	HOME	0- 0	2- 1	3- 0			
6- 1	0- 1	0- 0	AWAY	0- 0	3- 0	3- 0			
0- 0	0- 0	0- 0	NEUTRAL	0- 0	0- 0	0- 0			

RPI 1-25				RPI 26-50				RPI 51-100 Team's RPI: 52				RPI 101+			
RPI	S	Opponent	Score	RPI	S	Opponent	Score	RPI	S	Opponent	Score	RPI	S	Opponent	Score
2	A	Tennessee	52 <b>97</b>					64	A	Drexel	58 <b>67</b>	113	H	Hampton	43 <b>58</b>
12	A	Princeton	54 <b>83</b>					75	H	Villanova	44 <b>70</b>	116	A	Harvard	74 69
12	H	Princeton	42 <b>55</b>					87	H	Saint Joseph's	65 51	116	H	Harvard	71 61
								91	H	Richmond	49 47	126	A	Yale	61 42
												126	H	Yale	59 33
												130	A	Cornell	56 42
												130	H	Cornell	49 <b>60</b>
												144	H	Temple	52 50
												152	A	Dartmouth	55 39
												152	H	Dartmouth	63 46
												184	H	La Salle	57 29
												196	A	Navy	60 51
												209	H	New Hampshire	74 39
												213	A	Lafayette	57 <b>60</b>
												232	A	Brown	83 75
												232	H	Brown	75 58
												259	H	UMBC	69 63
												290	A	Columbia	50 36
												290	H	Columbia	78 57
												296	A	NJIT	59 29
LAST 12 Division I GAMES:															
12	H	Princeton	42 <b>55</b>	116	H	Harvard	71 61								
130	A	Cornell	56 42	232	A	Brown	83 75								
290	A	Columbia	50 36	126	A	Yale	61 42								
126	H	Yale	59 33	290	H	Columbia	78 57								
232	H	Brown	75 58	130	H	Cornell	49 <b>60</b>								
152	H	Dartmouth	63 46	116	A	Harvard	74 69								

Non-Div I Games: King's (PA) 85 20

Penn

■ Loss, 
 ■ Non-Conf, S Site, 
 ■ Home 
 ■ Away 
 N Neutral

Average RPI Win:	197	WON-LOST	WINNING	LAST 10	STRENGTH OF	OPP. STRENGTH	TEAM	ADJ.	CONF.	ADJ CONF.
Average RPI Loss:	74	RECORD	PCT. RANK	GAMES	SCHEDULE	OF SCHEDULE	RPI	RPI	RPI	RPI
DIV. I ONLY	6- 24	315	1- 9	23	61	226	226	4	4	
DIV. I NON-CONF.	3- 8	263	0- 0	72	223	242	242	2	2	
TOTALS	RPI 1-25	RPI 26-50	W-L RECORDS	RPI 51-100	RPI 101-150	RPI 150+				
6- 24	0- 4	1- 9	OVERALL	0- 4	1- 2	4- 5				
5- 11	0- 2	1- 4	HOME	0- 2	0- 1	4- 2				
1- 10	0- 2	0- 5	AWAY	0- 1	1- 1	0- 1				
0- 3	0- 0	0- 0	NEUTRAL	0- 1	0- 0	0- 2				
3- 8	0- 1	0- 2	NON-CONFERENCE	0- 2	0- 1	3- 2				
3- 4	0- 1	0- 1	HOME	0- 1	0- 0	3- 1				
0- 2	0- 0	0- 1	AWAY	0- 0	0- 1	0- 0				
0- 2	0- 0	0- 0	NEUTRAL	0- 1	0- 0	0- 1				
3- 16	0- 3	1- 7	CONFERENCE	0- 2	1- 1	1- 3				
2- 7	0- 1	1- 3	HOME	0- 1	0- 1	1- 1				
1- 8	0- 2	0- 4	AWAY	0- 1	1- 0	0- 1				
0- 1	0- 0	0- 0	NEUTRAL	0- 0	0- 0	0- 1				

RPI 1-25				RPI 26-50				RPI 51-100				RPI 101+ Team's RPI: 226			
RPI	S	Opponent	Score	RPI	S	Opponent	Score	RPI	S	Opponent	Score	RPI	S	Opponent	Score
6	A	Maryland	34 65	27	A	Ohio St.	60 69	63	N	Liberty	68 80	105	H	Illinois	76 91
6	H	Maryland	62 77	27	H	Ohio St.	70 88	68	A	Michigan	53 89	133	A	Purdue	54 50
9	A	Iowa	52 77	34	H	Northwestern	76 75	77	H	Michigan St.	67 74	145	A	Hartford	57 62
25	H	South Fla.	87 90	35	A	Nebraska	45 73	80	H	Albany (NY)	53 54	159	A	Wisconsin	46 65
				36	A	Syracuse	39 61					159	H	Wisconsin	56 62
				39	H	Seton Hall	70 75					166	H	St. Bonaventure	54 56
				42	A	Rutgers	65 76					167	H	Indiana	79 75
				42	H	Rutgers	51 71					167	N	Indiana	63 68
				43	A	Minnesota	64 75					205	N	Samford	56 59
				43	H	Minnesota	77 85					243	H	Towson	71 64
LAST 12 Division I GAMES:															
				167	N	Indiana	63 68	133	A	Purdue	54 50				
				159	H	Wisconsin	56 62	6	H	Maryland	62 77				
				27	H	Ohio St.	70 88	42	A	Rutgers	65 76				
				6	A	Maryland	34 65	43	A	Minnesota	64 75				
				43	H	Minnesota	77 85	34	H	Northwestern	76 75				
				77	H	Michigan St.	67 74	167	H	Indiana	79 75				

Non-Div I Games:

Penn St.

# Pepperdine

Through Games Of March 11, 2015

Average RPI Win: <b>232</b>	WON-LOST	WINNING	LAST 10	STRENGTH OF	OPP. STRENGTH	TEAM	ADJ.	CONF.	ADJ CONF.
Average RPI Loss: <b>107</b>	RECORD	PCT. RANK	GAMES	SCHEDULE	OF SCHEDULE	RPI	RPI	RPI	RPI
DIV. I ONLY	8- 22	291	2- 8	97	118	230	230	9	9
DIV. I NON-CONF.	5- 6	178	0- 0	65	215	98	98	7	7
TOTALS	RPI 1-25	RPI 26-50	W-L RECORDS	RPI 51-100	RPI 101-150	RPI 150+			
8- 22	0- 1	0- 5	OVERALL	0- 9	2- 2	6- 5			
2- 10	0- 0	0- 2	HOME	0- 5	0- 2	2- 1			
5- 11	0- 1	0- 3	AWAY	0- 4	1- 0	4- 3			
1- 1	0- 0	0- 0	NEUTRAL	0- 0	1- 0	0- 1			
5- 6	0- 1	0- 1	NON-CONFERENCE	0- 3	1- 1	4- 0			
0- 3	0- 0	0- 0	HOME	0- 2	0- 1	0- 0			
4- 3	0- 1	0- 1	AWAY	0- 1	0- 0	4- 0			
1- 0	0- 0	0- 0	NEUTRAL	0- 0	1- 0	0- 0			
3- 16	0- 0	0- 4	CONFERENCE	0- 6	1- 1	2- 5			
2- 7	0- 0	0- 2	HOME	0- 3	0- 1	2- 1			
1- 8	0- 0	0- 2	AWAY	0- 3	1- 0	0- 3			
0- 1	0- 0	0- 0	NEUTRAL	0- 0	0- 0	0- 1			

RPI 1-25				RPI 26-50				RPI 51-100				RPI 101+ Team's RPI: 230			
RPI	S	Opponent	Score	RPI	S	Opponent	Score	RPI	S	Opponent	Score	RPI	S	Opponent	Score
9	A	Iowa	68 <b>97</b>	35	A	Nebraska	65 <b>100</b>	55	A	San Diego	55 <b>72</b>	110	H	Long Beach St.	69 <b>78</b>
				40	A	Gonzaga	64 <b>73</b>	55	H	San Diego	64 <b>68</b>	134	N	UT Martin	59 58
				40	H	Gonzaga	56 <b>78</b>	60	A	St. Mary's (CA)	68 <b>73</b>	135	A	San Francisco	76 65
				49	A	BYU	58 <b>77</b>	60	H	St. Mary's (CA)	49 <b>53</b>	135	H	San Francisco	58 <b>69</b>
				49	H	BYU	78 <b>84</b>	61	A	Pacific	60 <b>77</b>	154	A	Cal Poly	76 69
								61	H	Pacific	59 <b>63</b>	224	A	Santa Clara	66 <b>84</b>
								80	H	Albany (NY)	36 <b>62</b>	224	H	Santa Clara	54 <b>65</b>
								83	A	CSUN	48 <b>74</b>	266	A	Northern Ariz.	66 63
								98	H	Army	44 <b>56</b>	270	A	Loyola Marymount	57 <b>74</b>
												270	H	Loyola Marymount	98 91
												270	N	Loyola Marymount	67 <b>68</b>
												273	A	UC Irvine	76 53
												292	A	Portland	61 <b>80</b>
												292	H	Portland	76 72
												328	A	UC Santa Barbara	66 44
LAST 12 Division I GAMES:															
		270	N	Loyola Marymount	67	<b>68</b>				55	A	San Diego	55	<b>72</b>	
		270	A	Loyola Marymount	57	<b>74</b>				49	A	BYU	58	<b>77</b>	
		135	A	San Francisco	76	65				60	H	St. Mary's (CA)	49	<b>53</b>	
		224	A	Santa Clara	66	<b>84</b>				61	H	Pacific	59	<b>63</b>	
		40	H	Gonzaga	56	<b>78</b>				224	H	Santa Clara	54	<b>65</b>	
		292	H	Portland	76	72				135	H	San Francisco	58	<b>69</b>	

Non-Div I Games:

Pepperdine

Loss, Non-Conf, S Site, H Home A Away N Neutral

Average RPI Win:	148	WON-LOST	WINNING	LAST 10	STRENGTH OF	OPP. STRENGTH	TEAM	ADJ.	CONF.	ADJ CONF.
Average RPI Loss:	36	RECORD	PCT. RANK	GAMES	SCHEDULE	OF SCHEDULE	RPI	RPI	RPI	RPI
DIV. I ONLY	19- 11	90	6- 4	21	50	41	41	3	3	
DIV. I NON-CONF.	10- 3	52	0- 0	54	164	46	46	3	3	
TOTALS	RPI 1-25	RPI 26-50	W-L RECORDS	RPI 51-100	RPI 101-150	RPI 150+				
19- 11	1- 6	1- 4	OVERALL	6- 0	3- 0	8- 1				
15- 3	1- 2	0- 1	HOME	4- 0	3- 0	7- 0				
4- 7	0- 4	1- 3	AWAY	2- 0	0- 0	1- 0				
0- 1	0- 0	0- 0	NEUTRAL	0- 0	0- 0	0- 1				
10- 3	0- 1	1- 2	NON-CONFERENCE	3- 0	1- 0	5- 0				
9- 1	0- 1	0- 0	HOME	3- 0	1- 0	5- 0				
1- 2	0- 0	1- 2	AWAY	0- 0	0- 0	0- 0				
0- 0	0- 0	0- 0	NEUTRAL	0- 0	0- 0	0- 0				
9- 8	1- 5	0- 2	CONFERENCE	3- 0	2- 0	3- 1				
6- 2	1- 1	0- 1	HOME	1- 0	2- 0	2- 0				
3- 5	0- 4	0- 1	AWAY	2- 0	0- 0	1- 0				
0- 1	0- 0	0- 0	NEUTRAL	0- 0	0- 0	0- 1				

RPI 1-25				RPI 26-50				Team's RPI: 41	RPI 51-100				RPI 101+			
RPI	S	Opponent	Score	RPI	S	Opponent	Score		RPI	S	Opponent	Score	RPI	S	Opponent	Score
1	A	Notre Dame	59 87	27	A	Ohio St.	78 74		64	H	Drexel	72 53	109	H	Virginia	68 63
7	A	Louisville	35 48	28	A	James Madison	64 80		67	H	Miami (FL)	81 66	118	H	Boston College	78 70
7	H	Louisville	57 63	36	A	Syracuse	54 68		68	H	Michigan	85 64	119	H	Ball St.	59 47
10	A	Florida St.	43 58	36	H	Syracuse	60 68		78	H	Youngstown St.	78 52	186	A	Wake Forest	65 41
12	H	Princeton	43 59	48	A	Duquesne	77 87		82	A	North Carolina St.	60 50	199	H	Virginia Tech	53 35
14	A	Duke	45 62						86	A	Georgia Tech	75 72	199	N	Virginia Tech	45 51
17	H	North Carolina	84 59										202	H	Clemson	61 56
													206	H	Radford	72 47
													238	H	Niagara	70 54
													286	H	Loyola Maryland	84 46
													320	H	Saint Francis (PA)	97 59
													347	H	Delaware St.	93 58
LAST 12 Division I GAMES:																
199	N	Virginia Tech	45 51	199	H	Virginia Tech	53 35		7	A	Louisville	35 48				
202	H	Clemson	61 56						82	A	North Carolina St.	60 50				
1	A	Notre Dame	59 87						67	H	Miami (FL)	81 66				
36	A	Syracuse	54 68						14	A	Duke	45 62				
109	H	Virginia	68 63						118	H	Boston College	78 70				
186	A	Wake Forest	65 41													

Non-Div I Games:

Pittsburgh

■ Loss, 
 ■ Non-Conf, S Site, 
 ■ Home 
 ■ Away 
 N Neutral

Overall				Through Games of March 11, 2018						
Average RPI Win:	262	WON-LOST	WINNING	LAST 10	STRENGTH OF	OPP. STRENGTH	TEAM	ADJ.	CONF.	ADJ CONF.
Average RPI Loss:	118	RECORD	PCT. RANK	GAMES	SCHEDULE	OF SCHEDULE	RPI	RPI	RPI	RPI
DIV. I ONLY	4- 26	334	0- 10	104	109	292	292	9	9	
DIV. I NON-CONF.	2- 9	297	0- 0	118	169	273	273	7	7	
-----										
TOTALS	RPI 1-25	RPI 26-50		W-L RECORDS		RPI 51-100	RPI 101-150	RPI 150+		
4- 26	0- 1	0- 5		OVERALL		0- 8	0- 4	4- 8		
3- 10	0- 0	0- 3		HOME		0- 4	0- 1	3- 2		
0- 15	0- 0	0- 1		AWAY		0- 0	0- 1	0- 1		
1- 1	0- 0	0- 0		NEUTRAL		0- 0	0- 0	1- 1		
2- 9	0- 1	0- 1		NON-CONFERENCE		0- 2	0- 2	2- 3		
1- 3	0- 0	0- 1		HOME		0- 1	0- 0	1- 1		
0- 6	0- 1	0- 0		AWAY		0- 1	0- 2	0- 2		
1- 0	0- 0	0- 0		NEUTRAL		0- 0	0- 0	1- 0		
2- 17	0- 0	0- 4		CONFERENCE		0- 6	0- 2	2- 5		
2- 7	0- 0	0- 2		HOME		0- 3	0- 1	2- 1		
0- 9	0- 0	0- 2		AWAY		0- 3	0- 1	0- 3		
0- 1	0- 0	0- 0		NEUTRAL		0- 0	0- 0	0- 1		

RPI 1-25				RPI 26-50				RPI 51-100				RPI 101+				Team's RPI: 292	
RPI	S	Opponent	Score	RPI	S	Opponent	Score	RPI	S	Opponent	Score	RPI	S	Opponent	Score		
19	A	Oregon St.	65 87	31	H	Washington	45 80	55	A	San Diego	72 80	120	A	Boise St.	58 94		
				40	A	Gonzaga	57 79	55	H	San Diego	65 87	129	A	Eastern Wash.	65 72		
				40	H	Gonzaga	63 85	60	A	St. Mary's (CA)	53 66	135	A	San Francisco	68 85		
				49	A	BYU	63 65	60	H	St. Mary's (CA)	58 62	135	H	San Francisco	44 79		
				49	H	BYU	79 83	61	A	Pacific	69 71	154	A	Cal Poly	67 76		
								61	H	Pacific	78 80	179	H	Oregon	49 72		
								83	A	CSUN	41 45	224	A	Santa Clara	68 83		
								97	H	Montana	55 69	224	H	Santa Clara	55 64		
												224	N	Santa Clara	58 66		
												230	A	Pepperdine	72 76		
												230	H	Pepperdine	80 61		
												237	N	Utah	58 50		
												270	A	Loyola Marymount	73 77		
												270	H	Loyola Marymount	83 65		
												287	A	Nevada	59 84		
												311	H	Portland St.	91 63		
LAST 12 Division I GAMES:																	
				224	N	Santa Clara	58 66	230	A	Pepperdine	72 76						
				55	A	San Diego	72 80	224	H	Santa Clara	55 64						
				49	A	BYU	63 65	135	H	San Francisco	44 79						
				60	H	St. Mary's (CA)	58 62	40	H	Gonzaga	63 85						
				61	H	Pacific	78 80	60	A	St. Mary's (CA)	53 66						
				270	A	Loyola Marymount	73 77	61	A	Pacific	69 71						

Non-Div I Games:

Portland

Loss, Non-Conf, S Site, H Home A Away N Neutral

Average RPI Win:	231	WON-LOST	WINNING	LAST 10	STRENGTH OF	OPP. STRENGTH	TEAM	ADJ.	CONF.	ADJ CONF.
Average RPI Loss:	169	RECORD	PCT. RANK	GAMES	SCHEDULE	OF SCHEDULE	RPI	RPI	RPI	RPI
DIV. I ONLY	4- 23	331	1- 9	160	253	311	311	21	21	
DIV. I NON-CONF.	2- 7	290	0- 0	94	225	231	231	21	21	
TOTALS	RPI 1-25	RPI 26-50	W-L RECORDS	RPI 51-100	RPI 101-150	RPI 150+				
4- 23	0- 1	0- 1	OVERALL	0- 2	0- 7	4- 12				
3- 9	0- 0	0- 0	HOME	0- 1	0- 4	3- 4				
1- 14	0- 0	0- 1	AWAY	0- 0	0- 0	1- 0				
0- 0	0- 0	0- 0	NEUTRAL	0- 0	0- 0	0- 0				
2- 7	0- 1	0- 1	NON-CONFERENCE	0- 1	0- 1	2- 3				
1- 2	0- 0	0- 0	HOME	0- 1	0- 1	1- 0				
1- 5	0- 1	0- 1	AWAY	0- 0	0- 0	1- 3				
0- 0	0- 0	0- 0	NEUTRAL	0- 0	0- 0	0- 0				
2- 16	0- 0	0- 0	CONFERENCE	0- 1	0- 6	2- 9				
2- 7	0- 0	0- 0	HOME	0- 0	0- 3	2- 4				
0- 9	0- 0	0- 0	AWAY	0- 1	0- 3	0- 5				
0- 0	0- 0	0- 0	NEUTRAL	0- 0	0- 0	0- 0				

RPI 1-25				RPI 26-50				RPI 51-100				RPI 101+ Team's RPI: 311			
RPI	S	Opponent	Score	RPI	S	Opponent	Score	RPI	S	Opponent	Score	RPI	S	Opponent	Score
12	A	Princeton	33 104	40	A	Gonzaga	41 73	71	H	South Dakota	57 86	110	H	Long Beach St.	58 62
								97	A	Montana	31 72	123	A	Sacramento St.	77 123
												123	H	Sacramento St.	60 92
												128	A	Northern Colo.	50 90
												128	H	Northern Colo.	54 68
												129	A	Eastern Wash.	54 101
												129	H	Eastern Wash.	63 77
												170	A	Montana St.	46 63
												179	A	Oregon	56 63
												182	A	North Dakota	45 76
												182	H	North Dakota	73 70
												193	A	Idaho	49 77
												193	H	Idaho	49 69
												196	H	Navy	56 50
												240	H	Idaho St.	53 65
												256	A	Southern Utah	74 86
												256	H	Southern Utah	80 65
												260	H	Weber St.	51 60
												266	A	Northern Ariz.	46 94
												266	H	Northern Ariz.	62 79
												290	A	Columbia	71 66
												292	A	Portland	63 91
												300	A	Seattle	47 54
LAST 12 Division I GAMES:															
256	H	Southern Utah	80 65	193	H	Idaho	49 69								
266	H	Northern Ariz.	62 79	123	H	Sacramento St.	60 92								
123	A	Sacramento St.	77 123	170	A	Montana St.	46 63								
128	A	Northern Colo.	50 90	97	A	Montana	31 72								
182	A	North Dakota	45 76	240	H	Idaho St.	53 65								
129	H	Eastern Wash.	63 77	260	H	Weber St.	51 60								

Non-Div I Games: Corban 64 74 Western Wash. 64 75

Portland St.

Loss, Non-Conf, S Site, H Home A Away N Neutral

Average RPI Win:	311	WON-LOST	WINNING	LAST 10	STRENGTH OF	OPP. STRENGTH	TEAM	ADJ.	CONF.	ADJ CONF.
Average RPI Loss:	174	RECORD	PCT. RANK	GAMES	SCHEDULE	OF SCHEDULE	RPI	RPI	RPI	RPI
DIV. I ONLY	12- 17	234	4- 6	300	324	247	247	32	32	
DIV. I NON-CONF.	2- 9	297	0- 0	76	33	182	182	31	31	
TOTALS	RPI 1-25	RPI 26-50	W-L RECORDS	RPI 51-100	RPI 101-150	RPI 150+				
12- 17	0- 3	0- 1	OVERALL	0- 2	0- 1	12- 10				
6- 3	0- 0	0- 0	HOME	0- 0	0- 0	6- 3				
6- 12	0- 0	0- 0	AWAY	0- 1	0- 0	6- 4				
0- 2	0- 2	0- 0	NEUTRAL	0- 0	0- 0	0- 0				
2- 9	0- 3	0- 1	NON-CONFERENCE	0- 2	0- 1	2- 2				
0- 0	0- 0	0- 0	HOME	0- 0	0- 0	0- 0				
2- 7	0- 1	0- 1	AWAY	0- 2	0- 1	2- 2				
0- 2	0- 2	0- 0	NEUTRAL	0- 0	0- 0	0- 0				
10- 8	0- 0	0- 0	CONFERENCE	0- 0	0- 0	10- 8				
6- 3	0- 0	0- 0	HOME	0- 0	0- 0	6- 3				
4- 5	0- 0	0- 0	AWAY	0- 0	0- 0	4- 5				
0- 0	0- 0	0- 0	NEUTRAL	0- 0	0- 0	0- 0				

RPI 1-25			RPI 26-50			RPI 51-100			RPI 101+ Team's RPI: 247		
RPI	S	Opponent	Score	RPI	S	Opponent	Score	RPI	S	Opponent	Score
4	A	Baylor	64 108	33	A	Texas A&M	41 59	72	A	Hawaii	58 72
17	N	North Carolina	45 81					74	A	TCU	50 56
18	N	Stanford	45 88								
LAST 12 Division I GAMES:											
313	H	Alcorn	48 63	312	A	Grambling	59 51	127	A	Stephen F. Austin	73 83
231	H	Southern U.	50 78	272	A	Jackson St.	60 65	190	A	Texas Southern	55 70
276	A	Alabama St.	42 60	190	H	Texas Southern	63 61	190	H	Texas Southern	63 61
346	A	Alabama A&M	81 71	276	H	Jackson St.	82 65	231	A	Southern U.	51 67
337	H	Ark.-Pine Bluff	84 63	276	A	Alabama St.	42 60	231	H	Southern U.	50 78
349	H	Mississippi Val.	69 50	276	H	Alabama St.	65 73	244	A	UTEP	48 86
				288	A	Houston	61 56	268	A	Rice	58 70
				295	A	Sam Houston St.	70 53	272	A	Jackson St.	60 65
				312	A	Grambling	59 51	272	H	Jackson St.	82 65
				312	H	Grambling	85 57	276	A	Alabama St.	42 60
				313	A	Alcorn	46 68	276	H	Alabama St.	65 73
				313	H	Alcorn	48 63	288	A	Houston	61 56
				337	A	Ark.-Pine Bluff	83 66	295	A	Sam Houston St.	70 53
				337	H	Ark.-Pine Bluff	84 63	312	A	Grambling	59 51
				346	A	Alabama A&M	81 71	312	H	Grambling	85 57
				346	H	Alabama A&M	81 64	313	A	Alcorn	46 68
				349	A	Mississippi Val.	78 61	313	H	Alcorn	48 63
				349	H	Mississippi Val.	69 50	337	A	Ark.-Pine Bluff	83 66

Non-Div I Games: Schreiner 90 38

Prairie View

Loss, Non-Conf, S Site, H Home A Away N Neutral



Presbyterian

Through Games Of March 11, 2015

Average RPI Win:	304	WON-LOST	WINNING	LAST 10	STRENGTH OF	OPP. STRENGTH	TEAM	ADJ.	CONF.	ADJ CONF.
Average RPI Loss:	176	RECORD	PCT. RANK	GAMES	SCHEDULE	OF SCHEDULE	RPI	RPI	RPI	RPI
DIV. I ONLY	14- 15	189	5- 5	311	340	242	242	28	28	
DIV. I NON-CONF.	3- 4	197	0- 0	235	345	183	183	32	32	
TOTALS	RPI 1-25	RPI 26-50	W-L RECORDS	RPI 51-100	RPI 101-150	RPI 150+				
14- 15	0- 0	0- 0	OVERALL	0- 2	1- 4	13- 9				
8- 3	0- 0	0- 0	HOME	0- 1	1- 0	7- 2				
5- 11	0- 0	0- 0	AWAY	0- 1	0- 3	5- 7				
1- 1	0- 0	0- 0	NEUTRAL	0- 0	0- 1	1- 0				
3- 4	0- 0	0- 0	NON-CONFERENCE	0- 0	0- 2	3- 2				
1- 0	0- 0	0- 0	HOME	0- 0	0- 0	1- 0				
2- 4	0- 0	0- 0	AWAY	0- 0	0- 2	2- 2				
0- 0	0- 0	0- 0	NEUTRAL	0- 0	0- 0	0- 0				
11- 11	0- 0	0- 0	CONFERENCE	0- 2	1- 2	10- 7				
7- 3	0- 0	0- 0	HOME	0- 1	1- 0	6- 2				
3- 7	0- 0	0- 0	AWAY	0- 1	0- 1	3- 5				
1- 1	0- 0	0- 0	NEUTRAL	0- 0	0- 1	1- 0				

RPI 1-25				RPI 26-50				RPI 51-100				RPI 101+ Team's RPI: 242					
RPI	S	Opponent	Score	RPI	S	Opponent	Score	RPI	S	Opponent	Score	RPI	S	Opponent	Score		
								63	A	Liberty	42	59	131	A	Old Dominion	26	41
								63	H	Liberty	41	63					
													141	A	VCU	36	55
													149	A	High Point	49	54
													149	H	High Point	78	59
													149	N	High Point	62	75
													158	A	Charlotte	50	66
													191	A	Xavier	43	45
													197	A	Winthrop	51	54
													197	H	Winthrop	53	60
													203	A	Campbell	45	58
													203	H	Campbell	51	42
													206	A	Radford	68	75
													206	H	Radford	35	43
													279	A	Gardner-Webb	47	50
													279	H	Gardner-Webb	55	50
													284	H	South Carolina St.	46	33
													298	A	Western Caro.	51	44
													306	A	UNC Asheville	46	59
													306	H	UNC Asheville	69	57
													334	A	Coastal Caro.	84	78
													334	H	Coastal Caro.	78	56
													339	A	N.C. Central	45	33
													344	A	Longwood	36	32
													344	H	Longwood	53	48
													348	A	Charleston So.	56	48
													348	H	Charleston So.	71	40
LAST 12 Division I GAMES:																	

Non-Div I Games: Southern Wesleyan 81 50 Allen 120 45

Presbyterian

Loss, Non-Conf, S Site, H Home A Away N Neutral

RPI	S	Opponent	Score
348	N	Charleston So.	47 39

Presbyterian

Average RPI Win:	154	WON-LOST	WINNING	LAST 10	STRENGTH OF	OPP. STRENGTH	TEAM	ADJ.	CONF.	ADJ CONF.
Average RPI Loss:	0	RECORD	PCT. RANK	GAMES	SCHEDULE	OF SCHEDULE	RPI	RPI	RPI	RPI
DIV. I ONLY	30- 0	1	10- 0	124	74	12	12	7	7	
DIV. I NON-CONF.	16- 0	1	0- 0	153	54	15	15	10	10	
TOTALS	RPI 1-25	RPI 26-50	W-L RECORDS	RPI 51-100	RPI 101-150	RPI 150+				
30- 0	0- 0	2- 0	OVERALL	7- 0	8- 0	13- 0				
11- 0	0- 0	0- 0	HOME	2- 0	3- 0	6- 0				
15- 0	0- 0	2- 0	AWAY	4- 0	4- 0	5- 0				
4- 0	0- 0	0- 0	NEUTRAL	1- 0	1- 0	2- 0				
16- 0	0- 0	2- 0	NON-CONFERENCE	5- 0	2- 0	7- 0				
4- 0	0- 0	0- 0	HOME	1- 0	0- 0	3- 0				
8- 0	0- 0	2- 0	AWAY	3- 0	1- 0	2- 0				
4- 0	0- 0	0- 0	NEUTRAL	1- 0	1- 0	2- 0				
14- 0	0- 0	0- 0	CONFERENCE	2- 0	6- 0	6- 0				
7- 0	0- 0	0- 0	HOME	1- 0	3- 0	3- 0				
7- 0	0- 0	0- 0	AWAY	1- 0	3- 0	3- 0				
0- 0	0- 0	0- 0	NEUTRAL	0- 0	0- 0	0- 0				

RPI S	Opponent	Score	RPI S	Opponent	Score	RPI S	Opponent	Score	RPI S	Opponent	Score
41	A Pittsburgh	59 43	48	A Duquesne	79 62	51	A American	63 56	113	A Hampton	75 63
						52	A Penn	55 42	116	A Harvard	96 46
						52	H Penn	83 54	116	H Harvard	78 57
						64	H Drexel	59 43	126	A Yale	56 50
						68	A Michigan	85 55	126	H Yale	67 49
						73	A Fordham	67 53	130	A Cornell	70 37
						97	N Montana	80 55	130	H Cornell	75 47
									145	N Hartford	64 51
									152	A Dartmouth	83 65
									152	H Dartmouth	70 31
									158	N Charlotte	73 43
									186	N Wake Forest	72 55
									198	A Delaware	87 59
									232	A Brown	86 58
									232	H Brown	79 67
									241	A Monmouth	84 53
									290	A Columbia	63 44
									290	H Columbia	83 44
									299	H Georgetown	83 54
									311	H Portland St.	104 33
									325	H Binghamton	96 58
LAST 12 Division I GAMES:											
52	A Penn	55 42	152	H Dartmouth	70 31						
290	A Columbia	63 44	126	A Yale	56 50						
130	A Cornell	70 37	232	A Brown	86 58						
232	H Brown	79 67	130	H Cornell	75 47						
126	H Yale	67 49	290	H Columbia	83 44						
116	H Harvard	78 57	152	A Dartmouth	83 65						

Non-Div I Games:

Princeton

■ Loss, 
 ■ Non-Conf, S Site, 
 ■ Home 
 ■ Away 
 N Neutral

## Providence

## Through Games Of March 11, 2015

Average RPI Win: <b>187</b>	WON-LOST	WINNING	LAST 10	STRENGTH OF	OPP. STRENGTH	TEAM	ADJ.	CONF.	ADJ CONF.
Average RPI Loss: <b>122</b>	RECORD	PCT. RANK	GAMES	SCHEDULE	OF SCHEDULE	RPI	RPI	RPI	RPI
DIV. I ONLY	6- 24	315	1- 9	88	81	269	269	10	10
DIV. I NON-CONF.	3- 8	263	0- 0	52	62	204	204	9	9
TOTALS	RPI 1-25	RPI 26-50	W-L RECORDS	RPI 51-100	RPI 101-150	RPI 150+			
6- 24	0- 2	1- 4	OVERALL	1- 6	0- 5	4- 7			
5- 9	0- 0	1- 2	HOME	1- 2	0- 2	3- 3			
1- 14	0- 2	0- 2	AWAY	0- 4	0- 3	1- 3			
0- 1	0- 0	0- 0	NEUTRAL	0- 0	0- 0	0- 1			
3- 8	0- 2	1- 0	NON-CONFERENCE	0- 1	0- 3	2- 2			
3- 2	0- 0	1- 0	HOME	0- 0	0- 1	2- 1			
0- 6	0- 2	0- 0	AWAY	0- 1	0- 2	0- 1			
0- 0	0- 0	0- 0	NEUTRAL	0- 0	0- 0	0- 0			
3- 16	0- 0	0- 4	CONFERENCE	1- 5	0- 2	2- 5			
2- 7	0- 0	0- 2	HOME	1- 2	0- 1	1- 2			
1- 8	0- 0	0- 2	AWAY	0- 3	0- 1	1- 2			
0- 1	0- 0	0- 0	NEUTRAL	0- 0	0- 0	0- 1			

RPI 1-25				RPI 26-50				RPI 51-100				RPI 101+				Team's RPI: 269
RPI	S	Opponent	Score	RPI	S	Opponent	Score	RPI	S	Opponent	Score	RPI	S	Opponent	Score	
13	A	Dayton	56 72	37	A	DePaul	42 90	75	A	Villanova	62 71	118	A	Boston College	51 79	
16	A	FGCU	58 68	37	H	DePaul	66 103	75	H	Villanova	51 49	136	H	Rhode Island	56 63	
				39	A	Seton Hall	40 67	85	A	St. John's (NY)	49 70	145	A	Hartford	54 57	
				39	H	Seton Hall	67 68	85	H	St. John's (NY)	52 68	146	A	Butler	61 66	
				48	H	Duquesne	67 56	89	A	Creighton	57 84	146	H	Butler	59 67	
								89	H	Creighton	54 65	156	A	Bryant	80 90	
								91	A	Richmond	59 75	191	A	Xavier	59 71	
												191	H	Xavier	57 68	
												199	H	Virginia Tech	69 72	
												218	H	UMass Lowell	66 54	
												232	H	Brown	78 69	
												248	A	Marquette	66 58	
												248	H	Marquette	64 72	
												248	N	Marquette	75 78	
												299	A	Georgetown	61 69	
												299	H	Georgetown	81 66	
LAST 12 Division I GAMES:																
248	N	Marquette	75 78	85	A	St. John's (NY)	49 70									
299	H	Georgetown	81 66	39	A	Seton Hall	40 67									
75	A	Villanova	62 71	191	H	Xavier	57 68									
37	H	DePaul	66 103	146	H	Butler	59 67									
248	H	Marquette	64 72	37	A	DePaul	42 90									
89	A	Creighton	57 84	248	A	Marquette	66 58									

Non-Div I Games:

Providence

■ Loss, 
■ Non-Conf, S Site, 
■ Home 
■ Away 
N Neutral

Through Games of March 11, 2013

Average RPI Win: 148	WON-LOST	WINNING	LAST 10	STRENGTH OF	OPP. STRENGTH	TEAM	ADJ.	CONF.	ADJ CONF.
Average RPI Loss: 59	RECORD	PCT. RANK	GAMES	SCHEDULE	OF SCHEDULE	RPI	RPI	RPI	RPI
DIV. I ONLY	11- 20	257	1- 9	17	36	133	133	4	4
DIV. I NON-CONF.	7- 4	107	0- 0	10	40	52	52	2	2
TOTALS	RPI 1-25	RPI 26-50	W-L RECORDS	RPI 51-100	RPI 101-150	RPI 150+			
11- 20	0- 5	1- 9	OVERALL	1- 2	5- 1	4- 3			
6- 10	0- 1	0- 5	HOME	1- 1	2- 1	3- 2			
3- 8	0- 3	1- 3	AWAY	0- 1	2- 0	0- 1			
2- 2	0- 1	0- 1	NEUTRAL	0- 0	1- 0	1- 0			
7- 4	0- 3	0- 1	NON-CONFERENCE	1- 0	4- 0	2- 0			
5- 2	0- 1	0- 1	HOME	1- 0	2- 0	2- 0			
1- 1	0- 1	0- 0	AWAY	0- 0	1- 0	0- 0			
1- 1	0- 1	0- 0	NEUTRAL	0- 0	1- 0	0- 0			
4- 16	0- 2	1- 8	CONFERENCE	0- 2	1- 1	2- 3			
1- 8	0- 0	0- 4	HOME	0- 1	0- 1	1- 2			
2- 7	0- 2	1- 3	AWAY	0- 1	1- 0	0- 1			
1- 1	0- 0	0- 1	NEUTRAL	0- 0	0- 0	1- 0			

RPI 1-25				RPI 26-50				RPI 51-100				RPI 101+				Team's RPI: 133	
RPI	S	Opponent	Score	RPI	S	Opponent	Score	RPI	S	Opponent	Score	RPI	S	Opponent	Score		
6	A	Maryland	64 88	26	H	Green Bay	78 81	68	A	Michigan	50 81	105	A	Illinois	62 55		
9	A	Iowa	59 73	27	A	Ohio St.	60 92	77	H	Michigan St.	56 61	105	H	Kansas	61 48		
10	H	Florida St.	64 67	27	H	Ohio St.	71 79	88	H	Wright St.	70 46	105	H	Illinois	46 47		
11	N	George Washington	59 79	34	H	Northwestern	65 73					119	A	Ball St.	66 60		
13	A	Dayton	61 63	35	A	Nebraska	59 69					121	H	Toledo	66 48		
				42	A	Rutgers	49 78					137	N	Texas Tech	69 53		
				42	H	Rutgers	49 58					159	H	Wisconsin	56 65		
				43	A	Minnesota	90 88					159	N	Wisconsin	58 56		
				43	H	Minnesota	68 81					167	A	Indiana	55 72		
				43	N	Minnesota	78 82					167	H	Indiana	86 64		
												226	H	Penn St.	50 54		
												273	H	UC Irvine	69 44		
												309	H	Denver	65 51		
LAST 12 Division I GAMES:																	
		43	N	Minnesota			78 82			42	A	Rutgers			49 78		
		159	N	Wisconsin			58 56			34	H	Northwestern			65 73		
		77	H	Michigan St.			56 61			226	H	Penn St.			50 54		
		68	A	Michigan			50 81			167	A	Indiana			55 72		
		105	H	Illinois			46 47			42	H	Rutgers			49 58		
		27	A	Ohio St.			60 92			27	H	Ohio St.			71 79		

Non-Div I Games:

Purdue

■ Loss, 
■ Non-Conf, S Site, 
■ Home 
■ Away 
N Neutral

Quinnipiac

Through Games Of March 11, 2015

Average RPI Win:	198	WON-LOST	WINNING	LAST 10	STRENGTH OF	OPP. STRENGTH	TEAM	ADJ.	CONF.	ADJ CONF.
Average RPI Loss:	44	RECORD	PCT. RANK	GAMES	SCHEDULE	OF SCHEDULE	RPI	RPI	RPI	RPI
DIV. I ONLY	31- 3	7	10- 0	105	202	24	24	24	24	
DIV. I NON-CONF.	8- 3	71	0- 0	8	29	13	13	24	24	
TOTALS	RPI 1-25	RPI 26-50	W-L RECORDS	RPI 51-100	RPI 101-150	RPI 150+				
31- 3	0- 2	0- 0	OVERALL	4- 0	5- 1	22- 0				
14- 0	0- 0	0- 0	HOME	3- 0	2- 0	9- 0				
13- 1	0- 0	0- 0	AWAY	1- 0	2- 0	10- 0				
4- 2	0- 1	0- 0	NEUTRAL	0- 0	1- 1	3- 0				
8- 3	0- 2	0- 0	NON-CONFERENCE	4- 0	2- 1	2- 0				
4- 0	0- 0	0- 0	HOME	3- 0	1- 0	0- 0				
2- 1	0- 1	0- 0	AWAY	1- 0	1- 0	0- 0				
2- 2	0- 1	0- 0	NEUTRAL	0- 0	0- 1	2- 0				
23- 0	0- 0	0- 0	CONFERENCE	0- 0	3- 0	20- 0				
10- 0	0- 0	0- 0	HOME	0- 0	1- 0	9- 0				
11- 0	0- 0	0- 0	AWAY	0- 0	1- 0	10- 0				
2- 0	0- 0	0- 0	NEUTRAL	0- 0	1- 0	1- 0				

RPI 1-25				RPI 26-50				RPI 51-100				RPI 101+			
RPI	S	Opponent	Score	RPI	S	Opponent	Score	RPI	S	Opponent	Score	RPI	S	Opponent	Score
1	A	Notre Dame	52 112					64	H	Drexel	74 50	113	H	Hampton	87 59
16	N	FGCU	65 71					80	H	Albany (NY)	66 62	116	N	Harvard	83 87
								87	A	Saint Joseph's	69 67	117	A	Marist	80 62
								98	H	Army	79 64	117	H	Marist	73 55
												117	N	Marist	72 61
												145	A	Hartford	70 58
												168	A	Siena	64 47
												168	A	Siena	87 62
												168	H	Siena	78 65
												178	A	Fairfield	67 66
												178	H	Fairfield	83 43
												185	N	Holy Cross	74 67
												195	A	Iona	79 72
												195	H	Iona	85 74
												201	N	Alabama	73 66
												238	A	Niagara	71 68
												238	H	Niagara	80 66
												241	A	Monmouth	87 48
												241	H	Monmouth	94 53
												241	N	Monmouth	82 61
												262	A	Canisius	86 66
												262	H	Canisius	88 85
												278	A	Rider	91 53
												278	H	Rider	96 54
												323	A	Manhattan	82 71
												323	H	Manhattan	85 51
LAST 12 Division I GAMES:															
				117	N	Marist	72 61					195	A	Iona	79 72
				168	A	Siena	64 47					327	H	Saint Peter's	82 52
				241	N	Monmouth	82 61					262	H	Canisius	88 85
				241	A	Monmouth	87 48					117	A	Marist	80 62
				278	A	Rider	91 53					195	H	Iona	85 74
				323	A	Manhattan	82 71					278	H	Rider	96 54

Non-Div I Games:

Quinnipiac

Loss, Non-Conf, S Site, H Home A Away N Neutral

Q  
u  
i  
n  
n  
i  
p  
i  
a  
c

Quinnipiac  
RPI S Opponent Score































































































Through Games Of March 11, 2015

RPI	S	Opponent	Score	
327	A	Saint Peter's	81	50
327	H	Saint Peter's	82	52

Q  
u  
i  
n  
n  
i  
p  
i  
a  
c

Quinnipiac

Average RPI Win: <b>275</b>	WON-LOST	WINNING	LAST 10	STRENGTH OF	OPP. STRENGTH	TEAM	ADJ.	CONF.	ADJ CONF.
Average RPI Loss: <b>158</b>	RECORD	PCT. RANK	GAMES	SCHEDULE	OF SCHEDULE	RPI	RPI	RPI	RPI
DIV. I ONLY	17- 12	117	6- 4	293	315	206	206	28	28
DIV. I NON-CONF.	3- 5	215	0- 0	206	126	232	232	32	32
TOTALS	RPI 1-25	RPI 26-50	W-L RECORDS	RPI 51-100	RPI 101-150	RPI 150+			
17- 12	0- 0	0- 1	OVERALL	0- 3	1- 2	16- 6			
10- 4	0- 0	0- 0	HOME	0- 2	1- 0	9- 2			
7- 7	0- 0	0- 1	AWAY	0- 1	0- 2	7- 3			
0- 1	0- 0	0- 0	NEUTRAL	0- 0	0- 0	0- 1			
3- 5	0- 0	0- 1	NON-CONFERENCE	0- 1	0- 1	3- 2			
2- 2	0- 0	0- 0	HOME	0- 1	0- 0	2- 1			
1- 3	0- 0	0- 1	AWAY	0- 0	0- 1	1- 1			
0- 0	0- 0	0- 0	NEUTRAL	0- 0	0- 0	0- 0			
14- 7	0- 0	0- 0	CONFERENCE	0- 2	1- 1	13- 4			
8- 2	0- 0	0- 0	HOME	0- 1	1- 0	7- 1			
6- 4	0- 0	0- 0	AWAY	0- 1	0- 1	6- 2			
0- 1	0- 0	0- 0	NEUTRAL	0- 0	0- 0	0- 1			

RPI S	Opponent	Score	RPI S	Opponent	Score	RPI S	Opponent	Score	RPI S	Opponent	Score	Team's RPI: 206
			41   Pittsburgh	47  72		63   Liberty	39  75		109   Virginia	47  75		
						63   Liberty	63  72		149   High Point	63  83		
						78   Youngstown St.	44  70		149   High Point	61 58		
									173   Appalachian St.	68 67		
									175   William & Mary	71  81		
									197   Winthrop	45  66		
									197   Winthrop	55 47		
									199   Virginia Tech	60  73		
									203   Campbell	62  65		
									203   Campbell	67 43		
									242   Presbyterian	43 35		
									242   Presbyterian	75 68		
									265   Norfolk St.	74 65		
									279   Gardner-Webb	76 60		
									279   Gardner-Webb	59 49		
									279 N Gardner-Webb	56  70		
									306   UNC Asheville	67 65		
									306   UNC Asheville	50 47		
									315   Wofford	60 59		
									334   Coastal Caro.	52 43		
									334   Coastal Caro.	42  75		
									344   Longwood	78 60		
									344   Longwood	55 45		
									348   Charleston So.	64 57		
									348   Charleston So.	53 51		
LAST 12 Division I GAMES:												
			279 N Gardner-Webb	56  70		344   Longwood	55 45					
			149   High Point	63  83		242   Presbyterian	75 68					
			306   UNC Asheville	50 47		334   Coastal Caro.	52 43					
			203   Campbell	67 43		63   Liberty	39  75					
			197   Winthrop	45  66		279   Gardner-Webb	59 49					
			348   Charleston So.	64 57		149   High Point	61 58					

Non-Div I Games: West Virginia St. 52  58

Radford

 Loss,  Non-Conf, S Site,  Home  Away N Neutral



## Rhode Island

## Through Games Of March 11, 2015

Average RPI Win:	196	WON-LOST	WINNING	LAST 10	STRENGTH OF	OPP. STRENGTH	TEAM	ADJ.	CONF.	ADJ CONF.
Average RPI Loss:	123	RECORD	PCT. RANK	GAMES	SCHEDULE	OF SCHEDULE	RPI	RPI	RPI	RPI
DIV. I ONLY	17- 13	125	5- 5	173	114	136	136	6	6	
DIV. I NON-CONF.	8- 4	92	0- 0	299	263	178	178	6	6	
TOTALS	RPI 1-25	RPI 26-50	W-L RECORDS	RPI 51-100	RPI 101-150	RPI 150+				
17- 13	0- 2	1- 2	OVERALL	2- 2	1- 1	13- 6				
9- 5	0- 1	1- 0	HOME	2- 2	1- 0	5- 2				
6- 7	0- 1	0- 1	AWAY	0- 0	0- 1	6- 4				
2- 1	0- 0	0- 1	NEUTRAL	0- 0	0- 0	2- 0				
8- 4	0- 0	0- 0	NON-CONFERENCE	0- 1	0- 0	8- 3				
3- 3	0- 0	0- 0	HOME	0- 1	0- 0	3- 2				
4- 1	0- 0	0- 0	AWAY	0- 0	0- 0	4- 1				
1- 0	0- 0	0- 0	NEUTRAL	0- 0	0- 0	1- 0				
9- 9	0- 2	1- 2	CONFERENCE	2- 1	1- 1	5- 3				
6- 2	0- 1	1- 0	HOME	2- 1	1- 0	2- 0				
2- 6	0- 1	0- 1	AWAY	0- 0	0- 1	2- 3				
1- 1	0- 0	0- 1	NEUTRAL	0- 0	0- 0	1- 0				

RPI 1-25				RPI 26-50				RPI 51-100				RPI 101+ Team's RPI: 136			
RPI	S	Opponent	Score	RPI	S	Opponent	Score	RPI	S	Opponent	Score	RPI	S	Opponent	Score
11	H	George Washington	49 59	48	A	Duquesne	50 60	69	H	East Carolina	38 66	141	A	VCU	48 64
13	A	Dayton	33 77	48	H	Duquesne	62 61	73	H	Fordham	71 56	150	H	Saint Louis	68 53
				48	N	Duquesne	53 66	87	H	Saint Joseph's	63 61	152	H	Dartmouth	44 54
								91	H	Richmond	50 54	156	A	Bryant	60 56
												165	H	Central Conn. St.	58 46
												166	A	St. Bonaventure	59 73
												184	A	La Salle	45 47
												184	H	La Salle	55 54
												184	N	La Salle	65 60
												187	H	Marshall	45 61
												194	A	Massachusetts	70 78
												194	H	Massachusetts	70 58
												218	A	UMass Lowell	75 66
												232	H	Brown	65 61
												236	A	George Mason	57 45
												243	N	Towson	60 49
												263	A	Davidson	71 62
												269	A	Providence	63 56
												290	A	Columbia	69 79
												310	A	LIU Brooklyn	66 49
												322	H	Boston U.	56 48
LAST 12 Division I GAMES:															
				48	N	Duquesne	53 66	73	H	Fordham	71 56				
				184	N	La Salle	65 60	87	H	Saint Joseph's	63 61				
				194	A	Massachusetts	70 78	166	A	St. Bonaventure	59 73				
				150	H	Saint Louis	68 53	194	H	Massachusetts	70 58				
				48	A	Duquesne	50 60	91	H	Richmond	50 54				
				184	A	La Salle	45 47	236	A	George Mason	57 45				

Non-Div I Games:

Rhode Island

■ Loss, 
 ■ Non-Conf, S Site, 
 ■ Home 
 ■ Away 
 N Neutral

Average RPI Win:	253	WON-LOST	WINNING	LAST 10	STRENGTH OF	OPP. STRENGTH	TEAM	ADJ.	CONF.	ADJ CONF.
Average RPI Loss:	145	RECORD	PCT. RANK	GAMES	SCHEDULE	OF SCHEDULE	RPI	RPI	RPI	RPI
DIV. I ONLY	9- 21	277	2- 8	123	248	268	268	17	17	
DIV. I NON-CONF.	5- 6	178	0- 0	64	319	176	176	18	18	
TOTALS	RPI 1-25	RPI 26-50	W-L RECORDS	RPI 51-100	RPI 101-150	RPI 150+				
9- 21	0- 1	0- 3	OVERALL	0- 2	0- 5	9- 10				
8- 8	0- 0	0- 2	HOME	0- 0	0- 2	8- 4				
1- 12	0- 1	0- 1	AWAY	0- 2	0- 2	1- 6				
0- 1	0- 0	0- 0	NEUTRAL	0- 0	0- 1	0- 0				
5- 6	0- 1	0- 2	NON-CONFERENCE	0- 0	0- 1	5- 2				
5- 2	0- 0	0- 1	HOME	0- 0	0- 1	5- 0				
0- 4	0- 1	0- 1	AWAY	0- 0	0- 0	0- 2				
0- 0	0- 0	0- 0	NEUTRAL	0- 0	0- 0	0- 0				
4- 15	0- 0	0- 1	CONFERENCE	0- 2	0- 4	4- 8				
3- 6	0- 0	0- 1	HOME	0- 0	0- 1	3- 4				
1- 8	0- 0	0- 0	AWAY	0- 2	0- 2	1- 4				
0- 1	0- 0	0- 0	NEUTRAL	0- 0	0- 1	0- 0				

RPI 1-25				RPI 26-50				RPI 51-100				RPI 101+ Team's RPI: 268			
RPI	S	Opponent	Score	RPI	S	Opponent	Score	RPI	S	Opponent	Score	RPI	S	Opponent	Score
21	A	Texas	54 77	30	H	Western Ky.	76 83	66	A	Middle Tenn.	61 79	114	A	Louisiana Tech	71 88
				32	H	UALR	40 55	94	A	Southern Miss.	54 65	127	H	Stephen F. Austin	59 70
				33	A	Texas A&M	55 76					131	A	Old Dominion	68 83
												131	H	Old Dominion	55 62
												131	N	Old Dominion	57 62
												158	A	Charlotte	59 74
												158	H	Charlotte	59 62
												172	A	UTSA	62 58
												172	H	UTSA	49 60
												177	A	UAB	59 75
												183	H	Lamar	97 63
												187	H	Marshall	69 72
												190	A	Texas Southern	63 69
												211	H	McNeese St.	57 55
												221	H	Fla. Atlantic	70 82
												244	A	UTEP	51 54
												244	H	UTEP	79 62
												246	H	A&M-Corpus Christi	59 54
												247	H	Prairie View	70 58
												288	A	Houston	58 59
												313	H	Alcorn	61 33
												330	A	North Texas	48 53
												330	H	North Texas	58 55
												333	H	FIU	80 59
LAST 12 Division I GAMES:															
				131	N	Old Dominion	57 62	333	H	FIU	80 59				
				244	H	UTEP	79 62	177	A	UAB	59 75				
				172	H	UTSA	49 60	66	A	Middle Tenn.	61 79				
				158	A	Charlotte	59 74	30	H	Western Ky.	76 83				
				131	A	Old Dominion	68 83	187	H	Marshall	69 72				
				221	H	Fla. Atlantic	70 82	330	H	North Texas	58 55				

Non-Div I Games:

Rice

■ Loss, 
■ Non-Conf, S Site, 
■ Home 
■ Away 
N Neutral

Average RPI Win:	209	WON-LOST	WINNING	LAST 10	STRENGTH OF	OPP. STRENGTH	TEAM	ADJ.	CONF.	ADJ CONF.
Average RPI Loss:	57	RECORD	PCT. RANK	GAMES	SCHEDULE	OF SCHEDULE	RPI	RPI	RPI	RPI
DIV. I ONLY	18- 13	121	5- 5	96	73	91	91	6	6	
DIV. I NON-CONF.	8- 5	123	0- 0	248	134	143	143	6	6	
TOTALS	RPI 1-25	RPI 26-50	W-L RECORDS	RPI 51-100	RPI 101-150	RPI 150+				
18- 13	0- 4	0- 3	OVERALL	0- 4	4- 1	14- 1				
10- 3	0- 2	0- 0	HOME	0- 0	2- 1	8- 0				
7- 7	0- 0	0- 0	AWAY	0- 1	2- 0	5- 0				
1- 3	0- 0	0- 1	NEUTRAL	0- 1	0- 0	1- 1				
8- 5	0- 0	0- 2	NON-CONFERENCE	0- 1	0- 1	8- 1				
4- 1	0- 0	0- 0	HOME	0- 0	0- 1	4- 0				
4- 2	0- 0	0- 1	AWAY	0- 1	0- 0	4- 0				
0- 2	0- 0	0- 1	NEUTRAL	0- 0	0- 0	0- 1				
10- 8	0- 4	0- 1	CONFERENCE	0- 3	4- 0	6- 0				
6- 2	0- 2	0- 0	HOME	0- 0	2- 0	4- 0				
3- 5	0- 2	0- 1	AWAY	0- 2	2- 0	1- 0				
1- 1	0- 0	0- 0	NEUTRAL	0- 1	0- 0	1- 0				

RPI 1-25				RPI 26-50				RPI 51-100 Team's RPI: 91				RPI 101+			
RPI	S	Opponent	Score	RPI	S	Opponent	Score	RPI	S	Opponent	Score	RPI	S	Opponent	Score
11	A	George Washington	67 77	28	A	James Madison	68 79	52	A	Penn	47 49	113	H	Hampton	53 64
11	H	George Washington	69 81	44	N	Arkansas	55 74	73	A	Fordham	64 65	136	A	Rhode Island	54 50
13	A	Dayton	41 79	48	A	Duquesne	51 58	73	N	Fordham	45 46	141	A	VCU	55 49
13	H	Dayton	62 76					87	A	Saint Joseph's	59 61	141	H	VCU	67 63
												150	H	Saint Louis	75 72
												166	H	St. Bonaventure	67 61
												174	N	Central Mich.	56 61
												175	A	William & Mary	59 56
												177	A	UAB	71 65
												184	H	La Salle	72 60
												186	H	Wake Forest	79 72
												194	H	Massachusetts	64 44
												194	N	Massachusetts	67 63
												223	A	UNCW	77 67
												236	H	George Mason	77 49
												263	A	Davidson	56 48
												269	H	Providence	75 59
												289	A	Eastern Ky.	70 56
												299	H	Georgetown	65 57
												344	H	Longwood	80 50
LAST 12 Division I GAMES:															
		73 N Fordham	45 46			184 H La Salle	72 60								
		194 N Massachusetts	67 63			13 A Dayton	41 79								
		141 A VCU	55 49			150 H Saint Louis	75 72								
		11 H George Washington	69 81			141 H VCU	67 63								
		87 A Saint Joseph's	59 61			136 A Rhode Island	54 50								
		48 A Duquesne	51 58			13 H Dayton	62 76								

Non-Div I Games:

Richmond

■ Loss, 
 ■ Non-Conf, S Site, 
 ■ Home 
 ■ Away 
 N Neutral

Average RPI Win:	247	WON-LOST	WINNING	LAST 10	STRENGTH OF	OPP. STRENGTH	TEAM	ADJ.	CONF.	ADJ CONF.
Average RPI Loss:	198	RECORD	PCT. RANK	GAMES	SCHEDULE	OF SCHEDULE	RPI	RPI	RPI	RPI
DIV. I ONLY	11- 20	257	4- 6	317	243	278	278	24	24	
DIV. I NON-CONF.	3- 7	250	0- 0	319	232	284	284	24	24	
TOTALS	RPI 1-25	RPI 26-50	W-L RECORDS	RPI 51-100	RPI 101-150	RPI 150+				
11- 20	0- 2	0- 1	OVERALL	0- 0	1- 2	10- 15				
5- 7	0- 1	0- 0	HOME	0- 0	0- 1	5- 5				
6- 11	0- 1	0- 1	AWAY	0- 0	1- 1	5- 8				
0- 2	0- 0	0- 0	NEUTRAL	0- 0	0- 0	0- 2				
3- 7	0- 0	0- 1	NON-CONFERENCE	0- 0	1- 0	2- 6				
1- 1	0- 0	0- 0	HOME	0- 0	0- 0	1- 1				
2- 5	0- 0	0- 1	AWAY	0- 0	1- 0	1- 4				
0- 1	0- 0	0- 0	NEUTRAL	0- 0	0- 0	0- 1				
8- 13	0- 2	0- 0	CONFERENCE	0- 0	0- 2	8- 9				
4- 6	0- 1	0- 0	HOME	0- 0	0- 1	4- 4				
4- 6	0- 1	0- 0	AWAY	0- 0	0- 1	4- 4				
0- 1	0- 0	0- 0	NEUTRAL	0- 0	0- 0	0- 1				

RPI S	Opponent	Score	RPI S	Opponent	Score	RPI S	Opponent	Score	RPI S	Opponent	Score	Team's RPI: 278
24	A Quinnipiac	54 96	39	A Seton Hall	47 66				117	A Marist	46 60	
24	H Quinnipiac	53 91							117	H Marist	56 65	
									131	A Old Dominion	59 56	
									168	A Siena	56 49	
									168	H Siena	43 65	
									178	A Fairfield	40 43	
									178	H Fairfield	47 59	
									195	A Iona	85 81	
									195	H Iona	51 71	
									198	A Delaware	53 68	
									213	H Lafayette	48 66	
									226	A Penn St.	51 85	
									238	A Niagara	33 44	
									238	H Niagara	61 56	
									241	A Monmouth	65 55	
									241	H Monmouth	62 66	
									243	A Towson	51 53	
									252	N St. Francis Brooklyn	60 71	
									259	H UMBC	67 55	
									262	A Canisius	58 56	
									262	H Canisius	52 51	
									310	A LIU Brooklyn	59 56	
									323	A Manhattan	52 55	
									323	H Manhattan	65 40	
									325	A Binghamton	67 72	
									327	A Saint Peter's	49 50	
LAST 12 Division I GAMES:												
327	N Saint Peter's	54 62	241	A Monmouth	65 55							
117	H Marist	56 65	327	H Saint Peter's	54 49							
24	H Quinnipiac	53 91	24	A Quinnipiac	54 96							
238	A Niagara	33 44	168	H Siena	43 65							
262	A Canisius	58 56	262	H Canisius	52 51							
323	H Manhattan	65 40	168	A Siena	56 49							

Non-Div I Games:

Rider

■ Loss, 
■ Non-Conf, S Site, 
■ Home 
■ Away 
N Neutral

R  
i  
d  
e  
r

Rider  
RPI S Opponent Score

Through Games Of March 11, 2015

RPI	S	Opponent	Score
327	H	Saint Peter's	54 49
327	N	Saint Peter's	54 62

R  
i  
d  
e  
r

Rider

Average RPI Win:	271	WON-LOST	WINNING	LAST 10	STRENGTH OF	OPP. STRENGTH	TEAM	ADJ.	CONF.	ADJ CONF.
Average RPI Loss:	158	RECORD	PCT. RANK	GAMES	SCHEDULE	OF SCHEDULE	RPI	RPI	RPI	RPI
DIV. I ONLY	17- 14	146	7- 3	250	291	181	181	29	29	
DIV. I NON-CONF.	2- 9	297	0- 0	131	137	237	237	28	28	
TOTALS	RPI 1-25	RPI 26-50	W-L RECORDS	RPI 51-100	RPI 101-150	RPI 150+				
17- 14	0- 1	0- 1	OVERALL	0- 1	0- 3	17- 8				
9- 4	0- 0	0- 1	HOME	0- 1	0- 0	9- 2				
8- 10	0- 1	0- 0	AWAY	0- 0	0- 3	8- 6				
0- 0	0- 0	0- 0	NEUTRAL	0- 0	0- 0	0- 0				
2- 9	0- 1	0- 1	NON-CONFERENCE	0- 1	0- 3	2- 3				
0- 3	0- 0	0- 1	HOME	0- 1	0- 0	0- 1				
2- 6	0- 1	0- 0	AWAY	0- 0	0- 3	2- 2				
0- 0	0- 0	0- 0	NEUTRAL	0- 0	0- 0	0- 0				
15- 5	0- 0	0- 0	CONFERENCE	0- 0	0- 0	15- 5				
9- 1	0- 0	0- 0	HOME	0- 0	0- 0	9- 1				
6- 4	0- 0	0- 0	AWAY	0- 0	0- 0	6- 4				
0- 0	0- 0	0- 0	NEUTRAL	0- 0	0- 0	0- 0				

RPI 1-25				RPI 26-50				RPI 51-100				RPI 101+ Team's RPI: 181			
RPI	S	Opponent	Score	RPI	S	Opponent	Score	RPI	S	Opponent	Score	RPI	S	Opponent	Score
9	A	Iowa	67 85	48	H	Duquesne	57 71	78	H	Youngstown St.	65 73	102	A	Hofstra	51 71
												105	A	Illinois	48 66
												130	A	Cornell	59 70
												156	A	Bryant	68 62
												156	A	Bryant	66 69
												156	H	Bryant	87 84
												165	A	Central Conn. St.	46 63
												165	H	Central Conn. St.	60 48
												184	H	La Salle	61 75
												187	A	Marshall	46 62
												191	A	Xavier	65 70
												217	A	Sacred Heart	60 69
												217	H	Sacred Heart	76 65
												252	A	St. Francis Brooklyn	69 64
												252	H	St. Francis Brooklyn	67 64
												259	A	UMBC	84 60
												301	A	Fairleigh Dickinson	69 68
												301	H	Fairleigh Dickinson	89 61
												301	H	Fairleigh Dickinson	71 58
												310	A	LIU Brooklyn	77 58
												310	H	LIU Brooklyn	67 46
												320	A	Saint Francis (PA)	68 71
												320	H	Saint Francis (PA)	71 60
												321	A	Mt. St. Mary's	68 44
												321	H	Mt. St. Mary's	66 44
												326	A	Wagner	86 47
LAST 12 Division I GAMES:															
				156	A	Bryant	68 62					310	H	LIU Brooklyn	67 46
				301	H	Fairleigh Dickinson	89 61					165	H	Central Conn. St.	60 48
				326	H	Wagner	60 66					310	A	LIU Brooklyn	77 58
				320	H	Saint Francis (PA)	71 60					301	A	Fairleigh Dickinson	69 68
				217	A	Sacred Heart	60 69					301	H	Fairleigh Dickinson	71 58
				156	A	Bryant	66 69					156	H	Bryant	87 84

Non-Div I Games:

Robert Morris

■ Loss, 
 ■ Non-Conf, S Site, 
 ■ Home 
 ■ Away 
 N Neutral

RPI	S	Opponent	Score	
326	H	Wagner	60	66
336	A	Coppin St.	75	58

Robert Morris

Average RPI Win:	154	WON-LOST	WINNING	LAST 10	STRENGTH OF	OPP. STRENGTH	TEAM	ADJ.	CONF.	ADJ CONF.
Average RPI Loss:	24	RECORD	PCT. RANK	GAMES	SCHEDULE	OF SCHEDULE	RPI	RPI	RPI	RPI
DIV. I ONLY	22- 9	55	6- 4	79	6	42	42	4	4	
DIV. I NON-CONF.	9- 2	35	0- 0	237	6	77	77	2	2	
TOTALS	RPI 1-25	RPI 26-50	W-L RECORDS	RPI 51-100	RPI 101-150	RPI 150+				
22- 9	0- 5	3- 3	OVERALL	4- 1	4- 0	11- 0				
11- 4	0- 4	2- 0	HOME	2- 0	2- 0	5- 0				
10- 4	0- 1	1- 2	AWAY	2- 1	2- 0	5- 0				
1- 1	0- 0	0- 1	NEUTRAL	0- 0	0- 0	1- 0				
9- 2	0- 2	1- 0	NON-CONFERENCE	2- 0	1- 0	5- 0				
4- 2	0- 2	0- 0	HOME	1- 0	0- 0	3- 0				
5- 0	0- 0	1- 0	AWAY	1- 0	1- 0	2- 0				
0- 0	0- 0	0- 0	NEUTRAL	0- 0	0- 0	0- 0				
13- 7	0- 3	2- 3	CONFERENCE	2- 1	3- 0	6- 0				
7- 2	0- 2	2- 0	HOME	1- 0	2- 0	2- 0				
5- 4	0- 1	0- 2	AWAY	1- 1	1- 0	3- 0				
1- 1	0- 0	0- 1	NEUTRAL	0- 0	0- 0	1- 0				

RPI 1-25				RPI 26-50				Team's RPI: 42	RPI 51-100				RPI 101+			
RPI	S	Opponent	Score	RPI	S	Opponent	Score		RPI	S	Opponent	Score	RPI	S	Opponent	Score
2	H	Tennessee	45 55	27	A	Ohio St.	68 85		58	A	LSU	64 57	105	H	Illinois	80 56
6	A	Maryland	69 80	34	A	Northwestern	60 80		68	A	Michigan	57 50	133	A	Purdue	58 49
6	H	Maryland	59 71	34	N	Northwestern	57 62		68	H	Michigan	81 68	133	H	Purdue	78 49
9	H	Iowa	72 79	35	H	Nebraska	46 43		77	A	Michigan St.	50 60	144	A	Temple	88 55
17	H	North Carolina	93 96	43	H	Minnesota	66 61		87	H	Saint Joseph's	76 52	159	A	Wisconsin	73 63
				44	A	Arkansas	64 52						167	A	Indiana	66 51
													167	H	Indiana	71 60
													167	N	Indiana	63 52
													195	A	Iona	66 58
													226	A	Penn St.	71 51
													226	H	Penn St.	76 65
													263	H	Davidson	100 44
													264	H	Colgate	60 44
													305	H	Northeastern	74 60
													326	A	Wagner	81 53
LAST 12 Division I GAMES:																
				34	N	Northwestern	57 62		133	H	Purdue	78 49				
				167	N	Indiana	63 52		6	A	Maryland	69 80				
				167	H	Indiana	71 60		68	A	Michigan	57 50				
				34	A	Northwestern	60 80		35	H	Nebraska	46 43				
				77	A	Michigan St.	50 60		226	H	Penn St.	76 65				
				105	H	Illinois	80 56		133	A	Purdue	58 49				

Non-Div I Games:

Rutgers

■ Loss, 
■ Non-Conf, S Site, 
■ Home 
■ Away 
N Neutral



S  
I  
U  
E

SIUE				Through Games Of March 11, 2015						
Average RPI Win:	275	WON-LOST	WINNING	LAST 10	STRENGTH OF	OPP. STRENGTH	TEAM	ADJ.	CONF.	ADJ CONF.
Average RPI Loss:	153	RECORD	PCT. RANK	GAMES	SCHEDULE	OF SCHEDULE	RPI	RPI	RPI	RPI
DIV. I ONLY		19- 12	99	7- 3	314	274	176	176	26	26
DIV. I NON-CONF.		5- 8	213	0- 0	280	202	224	224	26	26
<hr/>										
TOTALS	RPI 1-25	RPI 26-50		W-L RECORDS		RPI 51-100	RPI 101-150		RPI 150+	
19- 12	0- 1	0- 0		OVERALL		1- 1	0- 4		18- 6	
9- 2	0- 0	0- 0		HOME		1- 0	0- 1		8- 1	
9- 8	0- 0	0- 0		AWAY		0- 1	0- 3		9- 4	
1- 2	0- 1	0- 0		NEUTRAL		0- 0	0- 0		1- 1	
<hr/>										
5- 8	0- 1	0- 0		NON-CONFERENCE		1- 1	0- 2		4- 4	
3- 0	0- 0	0- 0		HOME		1- 0	0- 0		2- 0	
2- 7	0- 0	0- 0		AWAY		0- 1	0- 2		2- 4	
0- 1	0- 1	0- 0		NEUTRAL		0- 0	0- 0		0- 0	
<hr/>										
14- 4	0- 0	0- 0		CONFERENCE		0- 0	0- 2		14- 2	
6- 2	0- 0	0- 0		HOME		0- 0	0- 1		6- 1	
7- 1	0- 0	0- 0		AWAY		0- 0	0- 1		7- 0	
1- 1	0- 0	0- 0		NEUTRAL		0- 0	0- 0		1- 1	

S  
I  
U  
E

RPI 1-25			RPI 26-50			RPI 51-100			RPI 101+ Team's RPI: 176		
RPI S	Opponent	Score	RPI S	Opponent	Score	RPI S	Opponent	Score	RPI S	Opponent	Score
20 N	Chattanooga	49 59				65 A	Kansas St.	55 81	123 A	Missouri St.	69 75
						79 H	Drake	74 60	134 A	UT Martin	68 69
									134 H	UT Martin	72 79
									150 A	Saint Louis	63 74
									155 H	Tennessee St.	91 83
									155 N	Tennessee St.	59 71
									171 A	Belmont	67 52
									172 A	UTSA	60 75
									207 H	Jacksonville St.	69 72
									208 A	Ill.-Chicago	52 63
									216 A	IUPUI	76 87
									245 A	Morehead St.	62 61
									250 A	Northern Ill.	47 69
									261 A	Austin Peay	77 62
									261 H	Austin Peay	87 67
									261 N	Austin Peay	72 69
									282 H	Valparaiso	77 65
									289 A	Eastern Ky.	71 61
									294 A	Omaha	69 54
									302 A	Eastern Ill.	65 48
									302 H	Eastern Ill.	72 55
									317 A	Southeast Mo. St.	60 48
									317 H	Southeast Mo. St.	78 67
									331 A	Murray St.	78 69
									331 H	Murray St.	78 52
									335 H	Tennessee Tech	83 69
LAST 12 Division I GAMES:											
			155 N	Tennessee St.	59 71	331 A	Murray St.	78 69			
			261 N	Austin Peay	72 69	134 A	UT Martin	68 69			
			302 H	Eastern Ill.	72 55	302 A	Eastern Ill.	65 48			
			317 H	Southeast Mo. St.	78 67	261 H	Austin Peay	87 67			
			134 H	UT Martin	72 79	331 H	Murray St.	78 52			
			261 A	Austin Peay	77 62	317 A	Southeast Mo. St.	60 48			

Non-Div I Games:

SIUE

S  
I  
U  
E

RPI S Opponent Score

Through Games Of March 11, 2015

RPI	S	Opponent	Score	
342	A	UMKC	74	58
345	H	Air Force	86	51

S  
I  
U  
E

SIUE

Average RPI Win:	255	WON-LOST	WINNING	LAST 10	STRENGTH OF	OPP. STRENGTH	TEAM	ADJ.	CONF.	ADJ CONF.
Average RPI Loss:	108	RECORD	PCT. RANK	GAMES	SCHEDULE	OF SCHEDULE	RPI	RPI	RPI	RPI
DIV. I ONLY	7- 23	301	3- 7	94	95	254	254	8	8	
DIV. I NON-CONF.	4- 7	221	0- 0	148	159	253	253	8	8	
TOTALS	RPI 1-25	RPI 26-50	W-L RECORDS	RPI 51-100	RPI 101-150	RPI 150+				
7- 23	0- 5	0- 1	OVERALL	0- 6	1- 5	6- 6				
4- 12	0- 2	0- 1	HOME	0- 3	1- 3	3- 3				
3- 8	0- 3	0- 0	AWAY	0- 3	0- 2	3- 0				
0- 3	0- 0	0- 0	NEUTRAL	0- 0	0- 0	0- 3				
4- 7	0- 1	0- 1	NON-CONFERENCE	0- 2	1- 1	3- 2				
4- 3	0- 0	0- 1	HOME	0- 1	1- 1	3- 0				
0- 2	0- 1	0- 0	AWAY	0- 1	0- 0	0- 0				
0- 2	0- 0	0- 0	NEUTRAL	0- 0	0- 0	0- 2				
3- 16	0- 4	0- 0	CONFERENCE	0- 4	0- 4	3- 4				
0- 9	0- 2	0- 0	HOME	0- 2	0- 2	0- 3				
3- 6	0- 2	0- 0	AWAY	0- 2	0- 2	3- 0				
0- 1	0- 0	0- 0	NEUTRAL	0- 0	0- 0	0- 1				

RPI 1-25				RPI 26-50				RPI 51-100				RPI 101+ Team's RPI: 254			
RPI	S	Opponent	Score	RPI	S	Opponent	Score	RPI	S	Opponent	Score	RPI	S	Opponent	Score
5	A	UConn	45 96	33	H	Texas A&M	62 70	53	A	Tulane	58 60	115	A	Tulsa	58 74
5	H	UConn	28 87					53	H	Tulane	60 84	115	H	Tulsa	59 72
15	A	Arizona St.	42 77					69	A	East Carolina	53 67	128	H	Northern Colo.	44 57
25	A	South Fla.	59 82					69	H	East Carolina	49 67	129	H	Eastern Wash.	69 53
25	H	South Fla.	51 72					74	A	TCU	63 73	144	A	Temple	64 77
								96	H	Southern California	57 64	144	H	Temple	39 55
												151	N	Auburn	43 56
												169	N	Indiana St.	55 64
												188	A	Memphis	60 53
												188	N	Memphis	59 71
												244	H	UTEP	63 59
												258	H	Cincinnati	46 56
												271	A	UCF	70 60
												271	H	UCF	57 61
												288	A	Houston	68 51
												288	H	Houston	45 63
												330	H	North Texas	62 55
												338	H	Florida A&M	77 46
LAST 12 Division I GAMES:															
188	N	Memphis	59 71	115	H	Tulsa	59 72								
188	A	Memphis	60 53	25	H	South Fla.	51 72								
258	H	Cincinnati	46 56	271	A	UCF	70 60								
144	H	Temple	39 55	53	H	Tulane	60 84								
288	A	Houston	68 51	115	A	Tulsa	58 74								
69	A	East Carolina	53 67	271	H	UCF	57 61								

Non-Div I Games:

SMU

■ Loss, 
 ■ Non-Conf, S Site, 
 ■ Home 
 ■ Away 
 N Neutral

Average RPI Win:	218	WON-LOST	WINNING	LAST 10	STRENGTH OF	OPP. STRENGTH	TEAM	ADJ.	CONF.	ADJ CONF.
Average RPI Loss:	126	RECORD	PCT. RANK	GAMES	SCHEDULE	OF SCHEDULE	RPI	RPI	RPI	RPI
DIV. I ONLY	16- 14	159	7- 3	155	173	123	123	21	21	
DIV. I NON-CONF.	2- 9	297	0- 0	85	51	249	249	21	21	
TOTALS	RPI 1-25	RPI 26-50	W-L RECORDS	RPI 51-100	RPI 101-150	RPI 150+				
16- 14	0- 2	0- 0	OVERALL	0- 5	3- 3	13- 4				
10- 2	0- 0	0- 0	HOME	0- 0	2- 2	8- 0				
5- 12	0- 2	0- 0	AWAY	0- 5	1- 1	4- 4				
1- 0	0- 0	0- 0	NEUTRAL	0- 0	0- 0	1- 0				
2- 9	0- 2	0- 0	NON-CONFERENCE	0- 4	1- 1	1- 2				
2- 1	0- 0	0- 0	HOME	0- 0	1- 1	1- 0				
0- 8	0- 2	0- 0	AWAY	0- 4	0- 0	0- 2				
0- 0	0- 0	0- 0	NEUTRAL	0- 0	0- 0	0- 0				
14- 5	0- 0	0- 0	CONFERENCE	0- 1	2- 2	12- 2				
8- 1	0- 0	0- 0	HOME	0- 0	1- 1	7- 0				
5- 4	0- 0	0- 0	AWAY	0- 1	1- 1	4- 2				
1- 0	0- 0	0- 0	NEUTRAL	0- 0	0- 0	1- 0				

RPI 1-25				RPI 26-50				RPI 51-100				RPI 101+ Team's RPI: 123			
RPI	S	Opponent	Score	RPI	S	Opponent	Score	RPI	S	Opponent	Score	RPI	S	Opponent	Score
19	A	Oregon St.	61 109					60	A	St. Mary's (CA)	91 99	128	A	Northern Colo.	76 78
23	A	California	94 107					83	A	CSUN	66 81	128	H	Northern Colo.	76 71
								93	A	UCLA	83 92	129	A	Eastern Wash.	73 67
								96	A	Southern California	99 101	129	H	Eastern Wash.	79 80
								97	A	Montana	86 94	132	H	New Mexico St.	93 85
												148	H	UC Davis	82 90
												170	A	Montana St.	64 91
												170	N	Montana St.	78 62
												182	A	North Dakota	64 62
												182	H	North Dakota	93 86
												193	A	Idaho	107 89
												193	H	Idaho	92 84
												225	A	San Diego St.	91 99
												228	A	San Jose St.	94 102
												240	H	Idaho St.	84 53
												256	A	Southern Utah	69 67
												256	H	Southern Utah	107 73
												260	H	Weber St.	108 65
												266	A	Northern Ariz.	60 64
												266	H	Northern Ariz.	105 81
												277	H	Utah St.	102 92
												311	A	Portland St.	92 60
												311	H	Portland St.	123 77
LAST 12 Division I GAMES:															
				170	N	Montana St.	78 62					193	H	Idaho	92 84
				266	H	Northern Ariz.	105 81					129	H	Eastern Wash.	79 80
				256	H	Southern Utah	107 73					311	A	Portland St.	92 60
				311	H	Portland St.	123 77					97	A	Montana	86 94
				182	A	North Dakota	64 62					170	A	Montana St.	64 91
				128	A	Northern Colo.	76 78					260	H	Weber St.	108 65

Non-Div I Games:

Sacramento St.

■ Loss, 
 ■ Non-Conf, S Site, 
 ■ Home 
 ■ Away 
 N Neutral

## Sacred Heart

Through Games Of March 11, 2015

Average RPI Win: <b>254</b>	WON-LOST	WINNING	LAST 10	STRENGTH OF	OPP. STRENGTH	TEAM	ADJ.	CONF.	ADJ CONF.
Average RPI Loss: <b>192</b>	RECORD	PCT. RANK	GAMES	SCHEDULE	OF SCHEDULE	RPI	RPI	RPI	RPI
DIV. I ONLY	15- 13	152	6- 4	290	297	217	217	29	29
DIV. I NON-CONF.	4- 5	188	0- 0	120	175	148	148	28	28
TOTALS	RPI 1-25	RPI 26-50	W-L RECORDS	RPI 51-100	RPI 101-150	RPI 150+			
15- 13	0- 0	0- 0	OVERALL	2- 1	0- 2	13- 10			
9- 4	0- 0	0- 0	HOME	0- 0	0- 1	9- 3			
6- 8	0- 0	0- 0	AWAY	2- 0	0- 1	4- 7			
0- 1	0- 0	0- 0	NEUTRAL	0- 1	0- 0	0- 0			
4- 5	0- 0	0- 0	NON-CONFERENCE	2- 1	0- 2	2- 2			
1- 2	0- 0	0- 0	HOME	0- 0	0- 1	1- 1			
3- 2	0- 0	0- 0	AWAY	2- 0	0- 1	1- 1			
0- 1	0- 0	0- 0	NEUTRAL	0- 1	0- 0	0- 0			
11- 8	0- 0	0- 0	CONFERENCE	0- 0	0- 0	11- 8			
8- 2	0- 0	0- 0	HOME	0- 0	0- 0	8- 2			
3- 6	0- 0	0- 0	AWAY	0- 0	0- 0	3- 6			
0- 0	0- 0	0- 0	NEUTRAL	0- 0	0- 0	0- 0			

RPI 1-25			RPI 26-50			RPI 51-100			RPI 101+			Team's RPI: 217
RPI	S	Opponent	Score	RPI	S	Opponent	Score	RPI	S	Opponent	Score	Score
						64 N Drexel	54 <b>61</b>	107 H Lehigh			77 <b>85</b>	
						75 A Villanova	72 49	145 A Hartford			63 <b>68</b>	
						95 A Maine	59 58	156 A Bryant			67 <b>71</b>	
								156 H Bryant			70 67	
								165 A Central Conn. St.			58 <b>70</b>	
								165 H Central Conn. St.			49 <b>62</b>	
								168 H Siena			65 <b>75</b>	
								181 A Robert Morris			65 <b>76</b>	
								181 H Robert Morris			69 60	
								195 A Iona			82 80	
								232 A Brown			56 <b>66</b>	
								252 A St. Francis Brooklyn			53 <b>77</b>	
								252 H St. Francis Brooklyn			59 <b>77</b>	
								252 H St. Francis Brooklyn			71 55	
								301 A Fairleigh Dickinson			75 <b>84</b>	
								301 H Fairleigh Dickinson			66 65	
								304 H Vermont			76 66	
								310 A LIU Brooklyn			74 <b>77</b>	
								310 H LIU Brooklyn			78 71	
								320 A Saint Francis (PA)			101 90	
								320 H Saint Francis (PA)			82 77	
						252 H St. Francis Brooklyn	59 <b>77</b>	321 A Mt. St. Mary's			66 60	
						301 A Fairleigh Dickinson	75 <b>84</b>	321 H Mt. St. Mary's			71 64	
						310 H LIU Brooklyn	78 71	326 A Wagner			73 59	
						301 H Fairleigh Dickinson	66 65	326 H Wagner			73 60	
						181 H Robert Morris	69 60					
						165 A Central Conn. St.	58 <b>70</b>					
						321 H Mt. St. Mary's	71 64					

## LAST 12 Division I GAMES:

252 H St. Francis Brooklyn	59 <b>77</b>	321 A Mt. St. Mary's	66 60
301 A Fairleigh Dickinson	75 <b>84</b>	252 A St. Francis Brooklyn	53 <b>77</b>
310 H LIU Brooklyn	78 71	326 H Wagner	73 60
301 H Fairleigh Dickinson	66 65	156 H Bryant	70 67
181 H Robert Morris	69 60	326 A Wagner	73 59
165 A Central Conn. St.	58 <b>70</b>	321 H Mt. St. Mary's	71 64

Non-Div I Games: Bridgeport 84 41

Sacred Heart

■ Loss, 
 ■ Non-Conf, S Site, 
 ■ Home 
 ■ Away 
 N Neutral

Average RPI Win:	273	WON-LOST	WINNING	LAST 10	STRENGTH OF	OPP. STRENGTH	TEAM	ADJ.	CONF.	ADJ CONF.
Average RPI Loss:	191	RECORD	PCT. RANK	GAMES	SCHEDULE	OF SCHEDULE	RPI	RPI	RPI	RPI
DIV. I ONLY	6- 23	311	3- 7	245	279	320	320	29	29	
DIV. I NON-CONF.	1- 10	329	0- 0	102	93	286	286	28	28	
TOTALS	RPI 1-25	RPI 26-50	W-L RECORDS	RPI 51-100	RPI 101-150	RPI 150+				
6- 23	0- 1	0- 3	OVERALL	0- 1	0- 2	6- 16				
4- 10	0- 0	0- 0	HOME	0- 0	0- 2	4- 8				
1- 13	0- 1	0- 3	AWAY	0- 1	0- 0	1- 8				
1- 0	0- 0	0- 0	NEUTRAL	0- 0	0- 0	1- 0				
1- 10	0- 1	0- 3	NON-CONFERENCE	0- 1	0- 2	1- 3				
0- 5	0- 0	0- 0	HOME	0- 0	0- 2	0- 3				
0- 5	0- 1	0- 3	AWAY	0- 1	0- 0	0- 0				
1- 0	0- 0	0- 0	NEUTRAL	0- 0	0- 0	1- 0				
5- 13	0- 0	0- 0	CONFERENCE	0- 0	0- 0	5- 13				
4- 5	0- 0	0- 0	HOME	0- 0	0- 0	4- 5				
1- 8	0- 0	0- 0	AWAY	0- 0	0- 0	1- 8				
0- 0	0- 0	0- 0	NEUTRAL	0- 0	0- 0	0- 0				

RPI 1-25				RPI 26-50				RPI 51-100				RPI 101+ Team's RPI: 320			
RPI	S	Opponent	Score	RPI	S	Opponent	Score	RPI	S	Opponent	Score	RPI	S	Opponent	Score
2	A	Tennessee	44 111	27	A	Ohio St.	97 113	76	A	West Virginia	46 101	108	H	East Tenn. St.	63 79
				41	A	Pittsburgh	59 97					139	H	Buffalo	80 88
				48	A	Duquesne	52 92					156	A	Bryant	83 87
												156	H	Bryant	71 73
												165	A	Central Conn. St.	59 72
												165	H	Central Conn. St.	61 48
												181	A	Robert Morris	60 71
												181	H	Robert Morris	71 68
												217	A	Sacred Heart	77 82
												217	H	Sacred Heart	90 101
												236	H	George Mason	77 86
												252	A	St. Francis Brooklyn	55 71
												252	H	St. Francis Brooklyn	55 70
												262	H	Canisius	74 87
												291	H	Bowling Green	62 76
												301	A	Fairleigh Dickinson	63 78
												301	H	Fairleigh Dickinson	65 78
												310	A	LIU Brooklyn	79 84
												310	H	LIU Brooklyn	87 75
												321	A	Mt. St. Mary's	64 74
												321	H	Mt. St. Mary's	90 87
												326	A	Wagner	87 74
												326	H	Wagner	60 76
												334	N	Coastal Caro.	75 72
LAST 12 Division I GAMES:															
				321	H	Mt. St. Mary's	90 87					301	A	Fairleigh Dickinson	63 78
				181	A	Robert Morris	60 71					310	A	LIU Brooklyn	79 84
				165	A	Central Conn. St.	59 72					156	H	Bryant	71 73
				252	A	St. Francis Brooklyn	55 71					301	H	Fairleigh Dickinson	65 78
				165	H	Central Conn. St.	61 48					326	A	Wagner	87 74
				310	H	LIU Brooklyn	87 75					321	A	Mt. St. Mary's	64 74

Non-Div I Games:

Saint Francis (PA)

■ Loss, 
 ■ Non-Conf, S Site, 
 ■ Home 
 ■ Away 
 N Neutral

## Saint Joseph's

Through Games Of March 11, 2015

Average RPI Win:	162	WON-LOST	WINNING	LAST 10	STRENGTH OF	OPP. STRENGTH	TEAM	ADJ.	CONF.	ADJ CONF.
Average RPI Loss:	65	RECORD	PCT. RANK	GAMES	SCHEDULE	OF SCHEDULE	RPI	RPI	RPI	RPI
DIV. I ONLY	13- 17	218	6- 4	6	80	87	87	6	6	
DIV. I NON-CONF.	4- 8	234	0- 0	1	86	80	80	6	6	
TOTALS	RPI 1-25	RPI 26-50	W-L RECORDS	RPI 51-100	RPI 101-150	RPI 150+				
13- 17	0- 5	1- 3	OVERALL	3- 5	2- 3	7- 1				
9- 4	0- 1	1- 0	HOME	3- 1	2- 1	3- 1				
2- 12	0- 3	0- 3	AWAY	0- 4	0- 2	2- 0				
2- 1	0- 1	0- 0	NEUTRAL	0- 0	0- 0	2- 0				
4- 8	0- 2	0- 2	NON-CONFERENCE	2- 3	1- 1	1- 0				
3- 2	0- 1	0- 0	HOME	2- 0	1- 1	0- 0				
0- 6	0- 1	0- 2	AWAY	0- 3	0- 0	0- 0				
1- 0	0- 0	0- 0	NEUTRAL	0- 0	0- 0	1- 0				
9- 9	0- 3	1- 1	CONFERENCE	1- 2	1- 2	6- 1				
6- 2	0- 0	1- 0	HOME	1- 1	1- 0	3- 1				
2- 6	0- 2	0- 1	AWAY	0- 1	0- 2	2- 0				
1- 1	0- 1	0- 0	NEUTRAL	0- 0	0- 0	1- 0				

RPI 1-25				RPI 26-50				RPI 51-100 Team's RPI: 87				RPI 101+			
RPI	S	Opponent	Score	RPI	S	Opponent	Score	RPI	S	Opponent	Score	RPI	S	Opponent	Score
1	A	Notre Dame	50 64	39	A	Seton Hall	60 77	52	A	Penn	51 65	107	H	Lehigh	71 73
11	A	George Washington	69 83	42	A	Rutgers	52 76	63	A	Liberty	75 76	136	A	Rhode Island	61 63
13	A	Dayton	64 82	48	A	Duquesne	54 63	64	A	Drexel	63 76	141	H	VCU	63 46
13	N	Dayton	61 80	48	H	Duquesne	60 49	73	A	Fordham	47 57	144	H	Temple	78 74
24	H	Quinnipiac	67 69					73	H	Fordham	47 48	150	A	Saint Louis	51 52
								75	H	Villanova	58 54	166	H	St. Bonaventure	66 48
								83	H	CSUN	61 54	184	A	La Salle	67 55
								91	H	Richmond	61 59	184	H	La Salle	70 64
												194	H	Massachusetts	47 65
												236	H	George Mason	82 51
												236	N	George Mason	71 43
												252	N	St. Francis Brooklyn	64 42
												263	A	Davidson	57 52
LAST 12 Division I GAMES:															
		13 N Dayton	61 80			13 A Dayton	64 82								
		236 N George Mason	71 43			136 A Rhode Island	61 63								
		184 A La Salle	67 55			73 H Fordham	47 48								
		48 H Duquesne	60 49			184 H La Salle	70 64								
		91 H Richmond	61 59			263 A Davidson	57 52								
		236 H George Mason	82 51			150 A Saint Louis	51 52								

Non-Div I Games:

Saint Joseph's

■ Loss, 
 ■ Non-Conf, S Site, 
 ■ Home 
 ■ Away 
 N Neutral

## Saint Louis

## Through Games Of March 11, 2015

Average RPI Win:	182	WON-LOST	WINNING	LAST 10	STRENGTH OF	OPP. STRENGTH	TEAM	ADJ.	CONF.	ADJ CONF.
Average RPI Loss:	130	RECORD	PCT. RANK	GAMES	SCHEDULE	OF SCHEDULE	RPI	RPI	RPI	RPI
DIV. I ONLY	14- 16	197	4- 6	108	116	150	150	6	6	
DIV. I NON-CONF.	6- 6	158	0- 0	219	287	186	186	6	6	
TOTALS	RPI 1-25	RPI 26-50	W-L RECORDS	RPI 51-100	RPI 101-150	RPI 150+				
14- 16	1- 3	0- 1	OVERALL	2- 2	3- 3	8- 7				
6- 6	1- 1	0- 0	HOME	2- 0	1- 1	2- 4				
6- 8	0- 1	0- 1	AWAY	0- 2	1- 2	5- 2				
2- 2	0- 1	0- 0	NEUTRAL	0- 0	1- 0	1- 1				
6- 6	0- 0	0- 0	NON-CONFERENCE	0- 1	2- 1	4- 4				
2- 2	0- 0	0- 0	HOME	0- 0	1- 0	1- 2				
3- 3	0- 0	0- 0	AWAY	0- 1	1- 1	2- 1				
1- 1	0- 0	0- 0	NEUTRAL	0- 0	0- 0	1- 1				
8- 10	1- 3	0- 1	CONFERENCE	2- 1	1- 2	4- 3				
4- 4	1- 1	0- 0	HOME	2- 0	0- 1	1- 2				
3- 5	0- 1	0- 1	AWAY	0- 1	0- 1	3- 1				
1- 1	0- 1	0- 0	NEUTRAL	0- 0	1- 0	0- 0				

RPI	S	Opponent	Score	RPI	S	Opponent	Score	RPI	S	Opponent	Score	RPI	S	Opponent	Score	Team's RPI: 150
11	H	George Washington	79 61	48	A	Duquesne	64 77	62	A	Vanderbilt	57 75	103	A	Missouri	55 74	
11	N	George Washington	63 77					73	H	Fordham	54 50	115	A	Tulsa	63 58	
13	A	Dayton	72 87					87	H	Saint Joseph's	52 51	119	H	Ball St.	73 68	
13	H	Dayton	68 95					91	A	Richmond	72 75	136	A	Rhode Island	53 68	
												141	H	VCU	54 59	
												141	N	VCU	65 58	
												166	H	St. Bonaventure	55 57	
												169	A	Indiana St.	60 63	
												169	H	Indiana St.	58 68	
												176	H	SIUE	74 63	
												184	A	La Salle	76 47	
												192	H	Mercer	75 80	
												194	A	Massachusetts	75 67	
												236	A	George Mason	57 66	
												236	H	George Mason	82 59	
												261	N	Austin Peay	81 86	
												263	A	Davidson	77 59	
												263	H	Davidson	50 53	
												302	A	Eastern Ill.	63 49	
												317	A	Southeast Mo. St.	74 56	
												329	N	Utah Valley	68 66	
LAST 12 Division I GAMES:																
		11 N George Washington	63 77			263 A Davidson	77 59									
		141 N VCU	65 58			11 H George Washington	79 61									
		13 H Dayton	68 95			91 A Richmond	72 75									
		136 A Rhode Island	53 68			13 A Dayton	72 87									
		236 H George Mason	82 59			87 H Saint Joseph's	52 51									
		166 H St. Bonaventure	55 57			73 H Fordham	54 50									

Non-Div I Games: Mo.-St. Louis 68 49

Saint Louis

Loss, Non-Conf, S Site, H Home A Away N Neutral



## Saint Peter's

Through Games Of March 11, 2015

Average RPI Win:	247	WON-LOST	WINNING	LAST 10	STRENGTH OF	OPP. STRENGTH	TEAM	ADJ.	CONF.	ADJ CONF.
Average RPI Loss:	189	RECORD	PCT. RANK	GAMES	SCHEDULE	OF SCHEDULE	RPI	RPI	RPI	RPI
DIV. I ONLY	5- 26	330	3- 7	235	268	327	327	24	24	
DIV. I NON-CONF.	0- 9	339	0- 0	203	301	338	338	24	24	
TOTALS	RPI 1-25	RPI 26-50	W-L RECORDS	RPI 51-100	RPI 101-150	RPI 150+				
5- 26	0- 2	0- 1	OVERALL	0- 0	1- 4	4- 19				
3- 11	0- 1	0- 0	HOME	0- 0	1- 2	2- 8				
1- 13	0- 0	0- 0	AWAY	0- 0	0- 0	1- 2				
1- 2	0- 0	0- 0	NEUTRAL	0- 0	0- 1	1- 1				
0- 9	0- 0	0- 1	NON-CONFERENCE	0- 0	0- 2	0- 6				
0- 4	0- 0	0- 0	HOME	0- 0	0- 2	0- 2				
0- 4	0- 0	0- 1	AWAY	0- 0	0- 0	0- 3				
0- 1	0- 0	0- 0	NEUTRAL	0- 0	0- 0	0- 1				
5- 17	0- 2	0- 0	CONFERENCE	0- 0	1- 2	4- 13				
3- 7	0- 1	0- 0	HOME	0- 0	1- 0	2- 6				
1- 9	0- 1	0- 0	AWAY	0- 0	0- 1	1- 7				
1- 1	0- 0	0- 0	NEUTRAL	0- 0	0- 1	1- 0				

RPI 1-25				RPI 26-50				RPI 51-100				RPI 101+ Team's RPI: 327			
RPI	S	Opponent	Score	RPI	S	Opponent	Score	RPI	S	Opponent	Score	RPI	S	Opponent	Score
24	A	Quinnipiac	52 82	39	A	Seton Hall	45 75					107	H	Lehigh	58 70
24	H	Quinnipiac	50 81									117	A	Marist	51 77
												117	H	Marist	66 58
												117	N	Marist	57 62
												126	H	Yale	45 53
												168	A	Siena	47 64
												168	H	Siena	40 65
												178	A	Fairfield	46 57
												178	H	Fairfield	47 57
												189	A	Stony Brook	40 56
												195	A	Iona	43 77
												195	H	Iona	65 67
												196	A	Navy	35 71
												213	H	Lafayette	34 49
												238	A	Niagara	40 73
												238	H	Niagara	65 58
												241	A	Monmouth	56 64
												241	H	Monmouth	52 67
												252	N	St. Francis Brooklyn	36 48
												262	A	Canisius	50 75
												262	H	Canisius	45 57
												278	A	Rider	49 54
												278	H	Rider	50 49
												278	N	Rider	62 54
												286	A	Loyola Maryland	49 59
												301	H	Fairleigh Dickinson	59 76
LAST 12 Division I GAMES:															
				117	N	Marist	57 62					241	A	Monmouth	56 64
				278	N	Rider	62 54					195	H	Iona	65 67
				168	A	Siena	47 64					278	A	Rider	49 54
				117	H	Marist	66 58					323	A	Manhattan	68 58
				323	H	Manhattan	66 69					241	H	Monmouth	52 67
				24	A	Quinnipiac	52 82					24	H	Quinnipiac	50 81

Non-Div I Games:

Saint Peter's

■ Loss, 
 ■ Non-Conf, S Site, 
 ■ Home 
 ■ Away 
 N Neutral

S  
a  
i  
n  
t  
P  
e  
t  
e  
r  
'  
s

RPI S Saint Peter's Score

Through Games Of March 11, 2015

RPI	S	Opponent	Score	
323	A	Manhattan	68	58
323	H	Manhattan	66	69

S  
a  
i  
n  
t  
P  
e  
t  
e  
r  
'  
s

Saint Peter's

Average RPI Win:	250	WON-LOST	WINNING	LAST 10	STRENGTH OF	OPP. STRENGTH	TEAM	ADJ.	CONF.	ADJ CONF.
Average RPI Loss:	192	RECORD	PCT. RANK	GAMES	SCHEDULE	OF SCHEDULE	RPI	RPI	RPI	RPI
DIV. I ONLY	6- 21	306	1- 9	186	321	295	295	27	27	
DIV. I NON-CONF.	1- 8	322	0- 0	78	211	282	282	27	27	
TOTALS	RPI 1-25	RPI 26-50	W-L RECORDS	RPI 51-100	RPI 101-150	RPI 150+				
6- 21	0- 0	0- 2	OVERALL	0- 3	1- 2	5- 14				
4- 7	0- 0	0- 0	HOME	0- 0	1- 0	3- 7				
2- 12	0- 0	0- 2	AWAY	0- 2	0- 2	2- 6				
0- 2	0- 0	0- 0	NEUTRAL	0- 1	0- 0	0- 1				
1- 8	0- 0	0- 2	NON-CONFERENCE	0- 3	0- 1	1- 2				
1- 1	0- 0	0- 0	HOME	0- 0	0- 0	1- 1				
0- 5	0- 0	0- 2	AWAY	0- 2	0- 1	0- 0				
0- 2	0- 0	0- 0	NEUTRAL	0- 1	0- 0	0- 1				
5- 13	0- 0	0- 0	CONFERENCE	0- 0	1- 1	4- 12				
3- 6	0- 0	0- 0	HOME	0- 0	1- 0	2- 6				
2- 7	0- 0	0- 0	AWAY	0- 0	0- 1	2- 6				
0- 0	0- 0	0- 0	NEUTRAL	0- 0	0- 0	0- 0				

RPI S	Opponent	Score	RPI S	Opponent	Score	RPI S	Opponent	Score	RPI S	Opponent	Score	Team's RPI: 295
38	A Wichita St.	46 70	58	A LSU	45 71	127	A Stephen F. Austin	65 79	127	H Stephen F. Austin	65 64	
46	A South Dakota St.	49 60	74	A TCU	55 79	142	A La.-Lafayette	46 65	183	A Lamar	73 92	
			96	N Southern California	67 88	183	H Lamar	68 87	190	H Texas Southern	61 54	
						210	A Nicholls St.	64 67	211	H McNeese St.	74 79	
						227	H Northwestern St.	57 66	246	A A&M-Corpus Christi	52 60	
						246	H A&M-Corpus Christi	50 63	247	H Prairie View	53 70	
						249	A Central Ark.	63 66	249	H Central Ark.	56 64	
						257	A Abilene Christian	63 58	257	H Abilene Christian	48 63	
						283	A Houston Baptist	61 66	283	H Houston Baptist	74 67	
						303	A New Orleans	75 59	332	A Southeastern La.	76 78	
						338	N Florida A&M	67 69	341	H Incarnate Word	59 55	
LAST 12 Division I GAMES:												
127	A Stephen F. Austin	65 79	257	H Abilene Christian	48 63	246	H A&M-Corpus Christi	50 63				
183	A Lamar	73 92	283	H Houston Baptist	74 67	183	H Lamar	68 87				
246	A A&M-Corpus Christi	52 60	127	H Stephen F. Austin	65 64	257	A Abilene Christian	63 58				
249	H Central Ark.	56 64										
249	A Central Ark.	63 66										
283	A Houston Baptist	61 66										

Non-Div I Games: Wiley

48 65

Sam Houston St.

Average RPI Win:	250	WON-LOST	WINNING	LAST 10	STRENGTH OF	OPP. STRENGTH	TEAM	ADJ.	CONF.	ADJ CONF.
Average RPI Loss:	121	RECORD	PCT. RANK	GAMES	SCHEDULE	OF SCHEDULE	RPI	RPI	RPI	RPI
DIV. I ONLY	14- 15	189	4- 6	218	175	205	205	20	20	
DIV. I NON-CONF.	6- 8	197	0- 0	236	124	216	216	22	22	
TOTALS	RPI 1-25	RPI 26-50	W-L RECORDS	RPI 51-100	RPI 101-150	RPI 150+				
14- 15	0- 2	0- 0	OVERALL	0- 3	3- 5	11- 5				
10- 2	0- 1	0- 0	HOME	0- 0	3- 0	7- 1				
3- 11	0- 1	0- 0	AWAY	0- 2	0- 4	3- 4				
1- 2	0- 0	0- 0	NEUTRAL	0- 1	0- 1	1- 0				
6- 8	0- 0	0- 0	NON-CONFERENCE	0- 3	1- 2	5- 3				
5- 0	0- 0	0- 0	HOME	0- 0	1- 0	4- 0				
0- 7	0- 0	0- 0	AWAY	0- 2	0- 2	0- 3				
1- 1	0- 0	0- 0	NEUTRAL	0- 1	0- 0	1- 0				
8- 7	0- 2	0- 0	CONFERENCE	0- 0	2- 3	6- 2				
5- 2	0- 1	0- 0	HOME	0- 0	2- 0	3- 1				
3- 4	0- 1	0- 0	AWAY	0- 0	0- 2	3- 1				
0- 1	0- 0	0- 0	NEUTRAL	0- 0	0- 1	0- 0				

RPI 1-25				RPI 26-50				RPI 51-100				RPI 101+ Team's RPI: 205			
RPI	S	Opponent	Score	RPI	S	Opponent	Score	RPI	S	Opponent	Score	RPI	S	Opponent	Score
20	A	Chattanooga	32 49					53	A	Tulane	56 58	105	A	Kansas	44 66
20	H	Chattanooga	49 56					65	A	Kansas St.	41 60	108	A	East Tenn. St.	46 48
								93	N	UCLA	52 71	108	H	East Tenn. St.	69 46
												112	A	Troy	67 76
												134	H	UT Martin	79 75
												147	A	Furman	44 64
												147	H	Furman	76 65
												147	N	Furman	54 65
												151	A	Auburn	41 64
												177	H	UAB	70 41
												188	A	Memphis	48 64
												192	A	Mercer	65 70
												192	H	Mercer	59 74
												226	N	Penn St.	59 56
												229	A	Georgia St.	56 61
												239	H	North Florida	81 47
												276	H	Alabama St.	56 43
												298	A	Western Caro.	60 50
												298	H	Western Caro.	68 52
												308	A	UNC Greensboro	62 56
												308	H	UNC Greensboro	88 66
												315	A	Wofford	68 43
												315	H	Wofford	69 50
												346	H	Alabama A&M	61 50
LAST 12 Division I GAMES:															
				147	N	Furman	54 65					308	H	UNC Greensboro	88 66
				192	A	Mercer	65 70					315	A	Wofford	68 43
				108	H	East Tenn. St.	69 46					192	H	Mercer	59 74
				20	H	Chattanooga	49 56					108	A	East Tenn. St.	46 48
				147	A	Furman	44 64					20	A	Chattanooga	32 49
				315	A	Wofford	68 43					298	H	Western Caro.	68 52

Non-Div I Games: Aub.-Montgomery 62 36

Samford

■ Loss, 
 ■ Non-Conf, S Site, 
 ■ Home 
 ■ Away 
 N Neutral

Average RPI Win:	197	WON-LOST	WINNING	LAST 10	STRENGTH OF	OPP. STRENGTH	TEAM	ADJ.	CONF.	ADJ CONF.
Average RPI Loss:	66	RECORD	PCT. RANK	GAMES	SCHEDULE	OF SCHEDULE	RPI	RPI	RPI	RPI
DIV. I ONLY	23- 6	26	8- 2	203	98	55	55	9	9	
DIV. I NON-CONF.	8- 1	25	0- 0	293	162	84	84	7	7	
TOTALS	RPI 1-25	RPI 26-50	W-L RECORDS	RPI 51-100	RPI 101-150	RPI 150+				
23- 6	0- 0	2- 2	OVERALL	2- 3	2- 1	17- 0				
12- 2	0- 0	2- 0	HOME	1- 2	1- 0	8- 0				
10- 3	0- 0	0- 2	AWAY	1- 1	1- 0	8- 0				
1- 1	0- 0	0- 0	NEUTRAL	0- 0	0- 1	1- 0				
8- 1	0- 0	0- 0	NON-CONFERENCE	0- 1	0- 0	8- 0				
4- 1	0- 0	0- 0	HOME	0- 1	0- 0	4- 0				
4- 0	0- 0	0- 0	AWAY	0- 0	0- 0	4- 0				
0- 0	0- 0	0- 0	NEUTRAL	0- 0	0- 0	0- 0				
15- 5	0- 0	2- 2	CONFERENCE	2- 2	2- 1	9- 0				
8- 1	0- 0	2- 0	HOME	1- 1	1- 0	4- 0				
6- 3	0- 0	0- 2	AWAY	1- 1	1- 0	4- 0				
1- 1	0- 0	0- 0	NEUTRAL	0- 0	0- 1	1- 0				

RPI 1-25				RPI 26-50				RPI 51-100				Team's RPI: 55	RPI 101+			
RPI	S	Opponent	Score	RPI	S	Opponent	Score	RPI	S	Opponent	Score		RPI	S	Opponent	Score
				40	A	Gonzaga	49 67	54	H	Fresno St.	88 93		135	A	San Francisco	74 69
				40	H	Gonzaga	75 62	60	A	St. Mary's (CA)	66 68		135	H	San Francisco	56 55
				49	A	BYU	50 54	60	H	St. Mary's (CA)	56 57		135	N	San Francisco	57 65
				49	H	BYU	69 59	61	A	Pacific	63 53		152	H	Dartmouth	78 53
								61	H	Pacific	56 52		170	H	Montana St.	79 64
													193	A	Idaho	58 52
													212	H	Cal St. Fullerton	60 54
													224	A	Santa Clara	64 61
													224	H	Santa Clara	72 59
													224	N	Santa Clara	51 42
													225	H	San Diego St.	66 44
													230	A	Pepperdine	68 64
													230	H	Pepperdine	72 55
													260	A	Weber St.	59 50
													270	A	Loyola Marymount	67 59
													270	H	Loyola Marymount	68 49
													273	A	UC Irvine	87 64
													292	A	Portland	87 65
													292	H	Portland	80 72
													300	A	Seattle	59 54
LAST 12 Division I GAMES:																
				135	N	San Francisco	57 65	61	A	Pacific	63 53					
				224	N	Santa Clara	51 42	230	H	Pepperdine	72 55					
				292	H	Portland	80 72	270	H	Loyola Marymount	68 49					
				40	H	Gonzaga	75 62	135	A	San Francisco	74 69					
				49	H	BYU	69 59	224	A	Santa Clara	64 61					
				60	A	St. Mary's (CA)	66 68	49	A	BYU	50 54					

Non-Div I Games: Cal St. San Marcos 82 42

San Diego

■ Loss, 
 ■ Non-Conf, S Site, 
 ■ Home 
 ■ Away 
 N Neutral

Average RPI Win:	252	WON-LOST	WINNING	LAST 10	STRENGTH OF	OPP. STRENGTH	TEAM	ADJ.	CONF.	ADJ CONF.
Average RPI Loss:	108	RECORD	PCT. RANK	GAMES	SCHEDULE	OF SCHEDULE	RPI	RPI	RPI	RPI
DIV. I ONLY	12- 19	244	4- 6	127	179	225	225	22	22	
DIV. I NON-CONF.	3- 8	263	0- 0	41	107	199	199	19	19	
TOTALS	RPI 1-25	RPI 26-50	W-L RECORDS	RPI 51-100	RPI 101-150	RPI 150+				
12- 19	0- 1	0- 1	OVERALL	0- 10	2- 4	10- 3				
8- 6	0- 0	0- 1	HOME	0- 4	2- 1	6- 0				
2- 11	0- 1	0- 0	AWAY	0- 4	0- 3	2- 3				
2- 2	0- 0	0- 0	NEUTRAL	0- 2	0- 0	2- 0				
3- 8	0- 1	0- 1	NON-CONFERENCE	0- 3	1- 3	2- 0				
2- 3	0- 0	0- 1	HOME	0- 1	1- 1	1- 0				
0- 4	0- 1	0- 0	AWAY	0- 1	0- 2	0- 0				
1- 1	0- 0	0- 0	NEUTRAL	0- 1	0- 0	1- 0				
9- 11	0- 0	0- 0	CONFERENCE	0- 7	1- 1	8- 3				
6- 3	0- 0	0- 0	HOME	0- 3	1- 0	5- 0				
2- 7	0- 0	0- 0	AWAY	0- 3	0- 1	2- 3				
1- 1	0- 0	0- 0	NEUTRAL	0- 1	0- 0	1- 0				

RPI 1-25				RPI 26-50				RPI 51-100				RPI 101+ Team's RPI: 225			
RPI	S	Opponent	Score	RPI	S	Opponent	Score	RPI	S	Opponent	Score	RPI	S	Opponent	Score
3	A	South Carolina	38 89	31	H	Washington	48 69	54	A	Fresno St.	50 57	110	H	Long Beach St.	62 74
								54	H	Fresno St.	44 56	120	A	Boise St.	58 64
								55	A	San Diego	44 66	120	H	Boise St.	57 40
								68	N	Michigan	50 70	123	H	Sacramento St.	99 91
								83	H	CSUN	54 65	143	A	UC Riverside	54 64
								84	A	Colorado St.	42 65	147	A	Furman	43 60
								84	H	Colorado St.	36 49	214	A	Wyoming	66 74
								92	A	New Mexico	53 62	214	H	Wyoming	57 54
								92	H	New Mexico	47 63	228	H	San Jose St.	71 61
								92	N	New Mexico	56 57	233	A	UNLV	47 64
												233	H	UNLV	76 61
												240	N	Idaho St.	68 53
												277	A	Utah St.	70 59
												287	A	Nevada	44 50
												287	H	Nevada	57 49
												287	N	Nevada	70 48
												328	H	UC Santa Barbara	64 58
												345	A	Air Force	74 65
												345	H	Air Force	70 47
LAST 12 Division I GAMES:															
		92	N	New Mexico	56	57		92	H	New Mexico	47	63			
		287	N	Nevada	70	48		84	A	Colorado St.	42	65			
		287	A	Nevada	44	50		214	A	Wyoming	66	74			
		233	H	UNLV	76	61		120	H	Boise St.	57	40			
		120	A	Boise St.	58	64		287	H	Nevada	57	49			
		228	H	San Jose St.	71	61		277	A	Utah St.	70	59			

Non-Div I Games:

San Diego St.

## San Francisco

Through Games Of March 11, 2015

Average RPI Win:	219	WON-LOST	WINNING	LAST 10	STRENGTH OF	OPP. STRENGTH	TEAM	ADJ.	CONF.	ADJ CONF.
Average RPI Loss:	90	RECORD	PCT. RANK	GAMES	SCHEDULE	OF SCHEDULE	RPI	RPI	RPI	RPI
DIV. I ONLY	17- 13	125	6- 4	161	127	135	135	9	9	
DIV. I NON-CONF.	7- 2	47	0- 0	323	315	124	124	7	7	
TOTALS	RPI 1-25	RPI 26-50	W-L RECORDS	RPI 51-100	RPI 101-150	RPI 150+				
17- 13	0- 0	0- 5	OVERALL	4- 4	1- 2	12- 2				
8- 6	0- 0	0- 2	HOME	0- 3	0- 0	8- 1				
7- 6	0- 0	0- 2	AWAY	2- 1	1- 2	4- 1				
2- 1	0- 0	0- 1	NEUTRAL	2- 0	0- 0	0- 0				
7- 2	0- 0	0- 0	NON-CONFERENCE	0- 0	1- 2	6- 0				
5- 0	0- 0	0- 0	HOME	0- 0	0- 0	5- 0				
2- 2	0- 0	0- 0	AWAY	0- 0	1- 2	1- 0				
0- 0	0- 0	0- 0	NEUTRAL	0- 0	0- 0	0- 0				
10- 11	0- 0	0- 5	CONFERENCE	4- 4	0- 0	6- 2				
3- 6	0- 0	0- 2	HOME	0- 3	0- 0	3- 1				
5- 4	0- 0	0- 2	AWAY	2- 1	0- 0	3- 1				
2- 1	0- 0	0- 1	NEUTRAL	2- 0	0- 0	0- 0				

RPI 1-25			RPI 26-50			RPI 51-100			RPI 101+ Team's RPI: 135		
RPI	S	Opponent	Score	RPI	S	Opponent	Score	RPI	S	Opponent	Score
				40	A	Gonzaga	84 91	55	A	San Diego	55 56
				40	H	Gonzaga	64 75	55	H	San Diego	69 74
				49	A	BYU	62 65	55	N	San Diego	65 57
				49	H	BYU	63 68	60	A	St. Mary's (CA)	65 63
				49	N	BYU	65 76	60	H	St. Mary's (CA)	66 68
								61	A	Pacific	91 79
								61	H	Pacific	54 92
								61	N	Pacific	74 64
LAST 12 Division I GAMES:											
				49	N	BYU	65 76	270	H	Loyola Marymount	87 75
				55	N	San Diego	65 57	224	A	Santa Clara	79 80
				61	N	Pacific	74 64	40	A	Gonzaga	84 91
				61	A	Pacific	91 79	292	A	Portland	79 44
				60	A	St. Mary's (CA)	65 63	55	H	San Diego	69 74
				230	H	Pepperdine	65 76	49	H	BYU	63 68

Non-Div I Games: Cal St. Monterey Ba85 48 Sonoma St. 83 42

San Francisco

■ Loss, 
 ■ Non-Conf, S Site, 
 ■ Home 
 ■ Away 
 N Neutral

Average RPI Win:	218	WON-LOST	WINNING	LAST 10	STRENGTH OF	OPP. STRENGTH	TEAM	ADJ.	CONF.	ADJ CONF.
Average RPI Loss:	159	RECORD	PCT. RANK	GAMES	SCHEDULE	OF SCHEDULE	RPI	RPI	RPI	RPI
DIV. I ONLY	14- 17	205	4- 6	274	153	228	228	22	22	
DIV. I NON-CONF.	5- 5	158	0- 0	285	52	175	175	19	19	
TOTALS	RPI 1-25	RPI 26-50	W-L RECORDS	RPI 51-100	RPI 101-150	RPI 150+				
14- 17	0- 1	0- 0	OVERALL	2- 5	3- 4	9- 7				
8- 4	0- 0	0- 0	HOME	1- 2	3- 0	4- 2				
3- 12	0- 1	0- 0	AWAY	0- 3	0- 3	3- 5				
3- 1	0- 0	0- 0	NEUTRAL	1- 0	0- 1	2- 0				
5- 5	0- 1	0- 0	NON-CONFERENCE	0- 1	2- 2	3- 1				
3- 0	0- 0	0- 0	HOME	0- 0	2- 0	1- 0				
1- 5	0- 1	0- 0	AWAY	0- 1	0- 2	1- 1				
1- 0	0- 0	0- 0	NEUTRAL	0- 0	0- 0	1- 0				
9- 12	0- 0	0- 0	CONFERENCE	2- 4	1- 2	6- 6				
5- 4	0- 0	0- 0	HOME	1- 2	1- 0	3- 2				
2- 7	0- 0	0- 0	AWAY	0- 2	0- 1	2- 4				
2- 1	0- 0	0- 0	NEUTRAL	1- 0	0- 1	1- 0				

RPI 1-25				RPI 26-50				RPI 51-100				RPI 101+ Team's RPI: 228			
RPI	S	Opponent	Score	RPI	S	Opponent	Score	RPI	S	Opponent	Score	RPI	S	Opponent	Score
23	A	California	87 110					54	A	Fresno St.	46 58	120	A	Boise St.	76 91
								54	H	Fresno St.	56 51	120	H	Boise St.	88 78
								84	A	Colorado St.	59 77	120	N	Boise St.	67 76
								84	H	Colorado St.	76 85	123	H	Sacramento St.	102 94
								84	N	Colorado St.	64 55	135	A	San Francisco	62 77
								92	H	New Mexico	62 64	143	A	UC Riverside	80 100
								99	A	Colorado	89 97	148	H	UC Davis	89 75
												214	A	Wyoming	60 96
												214	H	Wyoming	61 71
												225	A	San Diego St.	61 71
												233	A	UNLV	99 97
												233	H	UNLV	68 72
												237	A	Utah	87 100
												258	N	Cincinnati	79 54
												273	A	UC Irvine	91 65
												277	A	Utah St.	80 85
												277	H	Utah St.	62 58
												277	N	Utah St.	99 85
												287	A	Nevada	80 77
												287	H	Nevada	81 72
												290	H	Columbia	119 76
												345	A	Air Force	80 83
												345	H	Air Force	91 64
LAST 12 Division I GAMES:															
				120	N	Boise St.	67 76	84	H	Colorado St.	76 85				
				84	N	Colorado St.	64 55	225	A	San Diego St.	61 71				
				277	N	Utah St.	99 85	277	A	Utah St.	80 85				
				233	A	UNLV	99 97	214	H	Wyoming	61 71				
				120	A	Boise St.	76 91	287	A	Nevada	80 77				
				287	H	Nevada	81 72	54	H	Fresno St.	56 51				

Non-Div I Games: Southern Ore. 110 91

San Jose St.

■ Loss, 
 ■ Non-Conf, S Site, 
 ■ Home 
 ■ Away 
 N Neutral



Santa Clara

Through Games Of March 11, 2015

Average RPI Win:	235	WON-LOST	WINNING	LAST 10	STRENGTH OF	OPP. STRENGTH	TEAM	ADJ.	CONF.	ADJ CONF.
Average RPI Loss:	97	RECORD	PCT. RANK	GAMES	SCHEDULE	OF SCHEDULE	RPI	RPI	RPI	RPI
DIV. I ONLY	10- 18	251	4- 6	191	75	224	224	9	9	
DIV. I NON-CONF.	4- 4	158	0- 0	302	50	181	181	7	7	
TOTALS	RPI 1-25	RPI 26-50	W-L RECORDS	RPI 51-100	RPI 101-150	RPI 150+				
10- 18	0- 1	0- 4	OVERALL	1- 7	2- 2	7- 4				
3- 7	0- 0	0- 2	HOME	0- 3	1- 0	2- 2				
4- 10	0- 1	0- 2	AWAY	0- 3	0- 2	4- 2				
3- 1	0- 0	0- 0	NEUTRAL	1- 1	1- 0	1- 0				
4- 4	0- 1	0- 0	NON-CONFERENCE	1- 0	1- 1	2- 2				
0- 1	0- 0	0- 0	HOME	0- 0	0- 0	0- 1				
2- 3	0- 1	0- 0	AWAY	0- 0	0- 1	2- 1				
2- 0	0- 0	0- 0	NEUTRAL	1- 0	1- 0	0- 0				
6- 14	0- 0	0- 4	CONFERENCE	0- 7	1- 1	5- 2				
3- 6	0- 0	0- 2	HOME	0- 3	1- 0	2- 1				
2- 7	0- 0	0- 2	AWAY	0- 3	0- 1	2- 1				
1- 1	0- 0	0- 0	NEUTRAL	0- 1	0- 0	1- 0				

RPI 1-25				RPI 26-50				RPI 51-100				RPI 101+ Team's RPI: 224			
RPI	S	Opponent	Score	RPI	S	Opponent	Score	RPI	S	Opponent	Score	RPI	S	Opponent	Score
18	A	Stanford	43 82	40	A	Gonzaga	49 76	55	A	San Diego	59 72	135	A	San Francisco	45 62
				40	H	Gonzaga	70 78	55	H	San Diego	61 64	135	H	San Francisco	80 79
				49	A	BYU	55 84	55	N	San Diego	42 51	143	A	UC Riverside	69 80
				49	H	BYU	56 58	58	N	LSU	69 67	148	N	UC Davis	79 76
								60	A	St. Mary's (CA)	71 74	154	H	Cal Poly	73 79
								60	H	St. Mary's (CA)	61 62	179	A	Oregon	88 92
								61	A	Pacific	75 87	230	A	Pepperdine	65 54
								61	H	Pacific	59 61	230	H	Pepperdine	84 66
												270	A	Loyola Marymount	57 82
												270	H	Loyola Marymount	63 75
												292	A	Portland	64 55
												292	H	Portland	83 68
												292	N	Portland	66 58
												328	A	UC Santa Barbara	47 33
												345	A	Air Force	85 64
LAST 12 Division I GAMES:															
				55	N	San Diego	42 51	135	H	San Francisco	80 79				
				292	N	Portland	66 58	292	A	Portland	64 55				
				60	A	St. Mary's (CA)	71 74	40	A	Gonzaga	49 76				
				61	A	Pacific	75 87	49	H	BYU	56 58				
				270	H	Loyola Marymount	63 75	55	H	San Diego	61 64				
				230	H	Pepperdine	84 66	230	A	Pepperdine	65 54				

Non-Div I Games: San Fran. St. 87 41

Santa Clara

Loss, Non-Conf, S Site, H Home A Away N Neutral

Average RPI Win:	275	WON-LOST	WINNING	LAST 10	STRENGTH OF	OPP. STRENGTH	TEAM	ADJ.	CONF.	ADJ CONF.
Average RPI Loss:	138	RECORD	PCT. RANK	GAMES	SCHEDULE	OF SCHEDULE	RPI	RPI	RPI	RPI
DIV. I ONLY	17- 10	92	9- 1	277	309	153	153	31	31	
DIV. I NON-CONF.	3- 7	250	0- 0	45	25	158	158	29	29	
TOTALS	RPI 1-25	RPI 26-50	W-L RECORDS	RPI 51-100	RPI 101-150	RPI 150+				
17- 10	0- 2	0- 1	OVERALL	0- 1	2- 1	15- 5				
8- 3	0- 0	0- 0	HOME	0- 0	1- 0	7- 3				
8- 6	0- 2	0- 1	AWAY	0- 1	1- 0	7- 2				
1- 1	0- 0	0- 0	NEUTRAL	0- 0	0- 1	1- 0				
3- 7	0- 2	0- 1	NON-CONFERENCE	0- 1	1- 1	2- 2				
2- 1	0- 0	0- 0	HOME	0- 0	0- 0	2- 1				
1- 5	0- 2	0- 1	AWAY	0- 1	1- 0	0- 1				
0- 1	0- 0	0- 0	NEUTRAL	0- 0	0- 1	0- 0				
14- 3	0- 0	0- 0	CONFERENCE	0- 0	1- 0	13- 3				
6- 2	0- 0	0- 0	HOME	0- 0	1- 0	5- 2				
7- 1	0- 0	0- 0	AWAY	0- 0	0- 0	7- 1				
1- 0	0- 0	0- 0	NEUTRAL	0- 0	0- 0	1- 0				

RPI 1-25				RPI 26-50				RPI 51-100				RPI 101+ Team's RPI: 153			
RPI	S	Opponent	Score	RPI	S	Opponent	Score	RPI	S	Opponent	Score	RPI	S	Opponent	Score
3	A	South Carolina	49 111	44	A	Arkansas	46 75	73	A	Fordham	53 63	112	A	Troy	83 80
10	A	Florida St.	51 97									113	H	Hampton	61 55
												145	N	Hartford	55 59
												151	A	Auburn	56 62
												161	H	Florida	68 58
												180	A	N.C. A&T	59 56
												180	H	N.C. A&T	48 53
												200	H	Jacksonville	41 45
												255	H	Bethune-Cookman	52 59
												265	H	Norfolk St.	56 54
												276	H	Alabama St.	71 62
												284	A	South Carolina St.	55 52
												284	H	South Carolina St.	61 53
												293	A	Morgan St.	72 58
												314	A	UMES	50 61
												336	A	Coppin St.	63 56
												336	N	Coppin St.	66 52
												338	A	Florida A&M	72 51
												338	H	Florida A&M	77 55
												339	A	N.C. Central	82 61
												339	H	N.C. Central	65 54
												340	H	Howard	70 59
												347	A	Delaware St.	76 45
LAST 12 Division I GAMES:															
				336	N	Coppin St.	66 52					284	H	South Carolina St.	61 53
				338	A	Florida A&M	72 51					336	A	Coppin St.	63 56
				339	H	N.C. Central	65 54					293	A	Morgan St.	72 58
				284	A	South Carolina St.	55 52					180	H	N.C. A&T	48 53
				338	H	Florida A&M	77 55					265	H	Norfolk St.	56 54
				340	H	Howard	70 59					113	H	Hampton	61 55

Non-Div I Games: Allen 95 47 Columbia (SC) 106 60

Savannah St.

■ Loss, 
 ■ Non-Conf, S Site, 
 ■ Home 
 ■ Away 
 N Neutral

Average RPI Win: 314		WON-LOST	WINNING	LAST 10	STRENGTH OF	OPP. STRENGTH	TEAM	ADJ.	CONF.	ADJ CONF.
Average RPI Loss: 158		RECORD	PCT. RANK	GAMES	SCHEDULE	OF SCHEDULE	RPI	RPI	RPI	RPI
DIV. I ONLY		10- 20	260	4- 6	286	284	300	300	30	30
DIV. I NON-CONF.		3- 12	294	0- 0	213	141	317	317	30	30
TOTALS		RPI 1-25	RPI 26-50	W-L RECORDS	RPI 51-100	RPI 101-150	RPI 150+			
10- 20	0- 0		0- 1	OVERALL	0- 4	0- 6	10- 9			
7- 11	0- 0		0- 1	HOME	0- 3	0- 3	7- 4			
2- 9	0- 0		0- 0	AWAY	0- 1	0- 3	2- 5			
1- 0	0- 0		0- 0	NEUTRAL	0- 0	0- 0	1- 0			
3- 12	0- 0		0- 1	NON-CONFERENCE	0- 4	0- 2	3- 5			
3- 8	0- 0		0- 1	HOME	0- 3	0- 1	3- 3			
0- 4	0- 0		0- 0	AWAY	0- 1	0- 1	0- 2			
0- 0	0- 0		0- 0	NEUTRAL	0- 0	0- 0	0- 0			
7- 8	0- 0		0- 0	CONFERENCE	0- 0	0- 4	7- 4			
4- 3	0- 0		0- 0	HOME	0- 0	0- 2	4- 1			
2- 5	0- 0		0- 0	AWAY	0- 0	0- 2	2- 3			
1- 0	0- 0		0- 0	NEUTRAL	0- 0	0- 0	1- 0			

[illegible]

Non-Div I Games:

Seattle

Loss, Non-Conf, S Site, H Home A Away N Neutral

Average RPI Win: <b>171</b>	WON-LOST	WINNING	LAST 10	STRENGTH OF	OPP. STRENGTH	TEAM	ADJ.	CONF.	ADJ CONF.
Average RPI Loss: <b>107</b>	RECORD	PCT. RANK	GAMES	SCHEDULE	OF SCHEDULE	RPI	RPI	RPI	RPI
DIV. I ONLY	<b>28- 5</b>	<b>19</b>	<b>7- 3</b>	<b>184</b>	<b>77</b>	<b>39</b>	<b>39</b>	<b>10</b>	<b>10</b>
DIV. I NON-CONF.	<b>11- 1</b>	<b>11</b>	<b>0- 0</b>	<b>260</b>	<b>87</b>	<b>48</b>	<b>48</b>	<b>9</b>	<b>9</b>
TOTALS	RPI 1-25	RPI 26-50	W-L RECORDS	RPI 51-100	RPI 101-150	RPI 150+			
28- 5	0- 0	2- 1	OVERALL	8- 3	3- 0	15- 1			
17- 1	0- 0	1- 0	HOME	4- 1	2- 0	10- 0			
9- 3	0- 0	1- 0	AWAY	3- 2	1- 0	4- 1			
2- 1	0- 0	0- 1	NEUTRAL	1- 0	0- 0	1- 0			
11- 1	0- 0	0- 0	NON-CONFERENCE	3- 1	1- 0	7- 0			
9- 0	0- 0	0- 0	HOME	2- 0	1- 0	6- 0			
2- 1	0- 0	0- 0	AWAY	1- 1	0- 0	1- 0			
0- 0	0- 0	0- 0	NEUTRAL	0- 0	0- 0	0- 0			
17- 4	0- 0	2- 1	CONFERENCE	5- 2	2- 0	8- 1			
8- 1	0- 0	1- 0	HOME	2- 1	1- 0	4- 0			
7- 2	0- 0	1- 0	AWAY	2- 1	1- 0	3- 1			
2- 1	0- 0	0- 1	NEUTRAL	1- 0	0- 0	1- 0			

RPI 1-25			RPI 26-50			Team's RPI: 39	RPI 51-100			RPI 101+		
RPI S	Opponent	Score	RPI S	Opponent	Score		RPI S	Opponent	Score	RPI S	Opponent	Score
			37  DePaul		81 80		59  Georgia		70 51	105  Illinois		82 72
			37  DePaul		107 87		73  Fordham		56 43	146  Butler		85 76
			37 N DePaul		68 <b>78</b>		75  Villanova		59 56	146  Butler		70 65
							75  Villanova		64 62	162  Kennesaw St.		77 74
							76  West Virginia		87 <b>89</b>	178  Fairfield		79 47
							85  St. John's (NY)		50 <b>59</b>	191  Xavier		77 60
							85  St. John's (NY)		78 73	191  Xavier		78 54
							85 N St. John's (NY)		72 60	213  Lafayette		80 63
							87  Saint Joseph's		77 60	226  Penn St.		75 70
							89  Creighton		79 74	248  Marquette		70 <b>73</b>
							89  Creighton		73 <b>81</b>	248  Marquette		88 58
										248 N Marquette		77 51
										269  Providence		68 67
										269  Providence		67 40
										278  Rider		66 47
										296  NJIT		74 62
										299  Georgetown		99 85
										299  Georgetown		95 68
										327  Saint Peter's		75 45
LAST 12 Division I GAMES:												
			37 N DePaul		68 <b>78</b>		299  Georgetown		95 68			
			85 N St. John's (NY)		72 60		248  Marquette		70 <b>73</b>			
			248 N Marquette		77 51		37  DePaul		81 80			
			146  Butler		85 76		89  Creighton		73 <b>81</b>			
			191  Xavier		77 60		269  Providence		67 40			
			75  Villanova		64 62		85  St. John's (NY)		78 73			

Non-Div I Games:

Seton Hall

Loss, 
 Non-Conf, S Site, Home Away N Neutral

Average RPI Win: 259		WON-LOST	WINNING	LAST 10	STRENGTH OF	OPP. STRENGTH	TEAM	ADJ.	CONF.	ADJ CONF.
Average RPI Loss: 129		RECORD	PCT. RANK	GAMES	SCHEDULE	OF SCHEDULE	RPI	RPI	RPI	RPI
DIV. I ONLY		19- 12	99	7- 3	241	266	168	168	24	24
DIV. I NON-CONF.		7- 2	47	0- 0	202	324	94	94	24	24
TOTALS		RPI 1-25	RPI 26-50	W-L RECORDS	RPI 51-100	RPI 101-150	RPI 150+			
19- 12	0- 3		0- 0	OVERALL	0- 2	1- 2	18- 5			
8- 8	0- 2		0- 0	HOME	0- 1	0- 1	8- 4			
11- 3	0- 1		0- 0	AWAY	0- 0	1- 1	10- 1			
0- 1	0- 0		0- 0	NEUTRAL	0- 1	0- 0	0- 0			
7- 2	0- 0		0- 0	NON-CONFERENCE	0- 2	1- 0	6- 0			
3- 1	0- 0		0- 0	HOME	0- 1	0- 0	3- 0			
4- 0	0- 0		0- 0	AWAY	0- 0	1- 0	3- 0			
0- 1	0- 0		0- 0	NEUTRAL	0- 1	0- 0	0- 0			
12- 10	0- 3		0- 0	CONFERENCE	0- 0	0- 2	12- 5			
5- 7	0- 2		0- 0	HOME	0- 0	0- 1	5- 4			
7- 3	0- 1		0- 0	AWAY	0- 0	0- 1	7- 1			
0- 0	0- 0		0- 0	NEUTRAL	0- 0	0- 0	0- 0			

[illegible]

Non-Div I Games:

Siena

Loss, Non-Conf, S Site, H Home A Away N Neutral

Average RPI Win: <b>238</b>	WON-LOST	WINNING	LAST 10	STRENGTH OF	OPP. STRENGTH	TEAM	ADJ.	CONF.	ADJ CONF.
Average RPI Loss: <b>156</b>	RECORD	PCT. RANK	GAMES	SCHEDULE	OF SCHEDULE	RPI	RPI	RPI	RPI
DIV. I ONLY	3- 24	340	1- 9	167	210	318	318	13	13
DIV. I NON-CONF.	1- 6	316	0- 0	157	344	320	320	13	13
-----									
TOTALS	RPI 1-25	RPI 26-50	W-L RECORDS	RPI 51-100	RPI 101-150	RPI 150+			
3- 24	0- 0	0- 4	OVERALL	0- 2	1- 5	2- 13			
2- 11	0- 0	0- 2	HOME	0- 1	1- 2	1- 6			
1- 13	0- 0	0- 2	AWAY	0- 1	0- 3	1- 7			
0- 0	0- 0	0- 0	NEUTRAL	0- 0	0- 0	0- 0			
1- 6	0- 0	0- 0	NON-CONFERENCE	0- 2	0- 0	1- 4			
1- 2	0- 0	0- 0	HOME	0- 1	0- 0	1- 1			
0- 4	0- 0	0- 0	AWAY	0- 1	0- 0	0- 3			
0- 0	0- 0	0- 0	NEUTRAL	0- 0	0- 0	0- 0			
2- 18	0- 0	0- 4	CONFERENCE	0- 0	1- 5	1- 9			
1- 9	0- 0	0- 2	HOME	0- 0	1- 2	0- 5			
1- 9	0- 0	0- 2	AWAY	0- 0	0- 3	1- 4			
0- 0	0- 0	0- 0	NEUTRAL	0- 0	0- 0	0- 0			

RPI 1-25				RPI 26-50				RPI 51-100				RPI 101+				Team's RPI: 318
RPI	S	Opponent	Score	RPI	S	Opponent	Score	RPI	S	Opponent	Score	RPI	S	Opponent	Score	
				32	A	UALR	37 71	94	H	Southern Miss.	53 64	112	A	Troy	67 78	
				32	H	UALR	34 56	100	A	Ole Miss	48 88	112	H	Troy	79 86	
				47	A	Arkansas St.	60 70					140	A	Texas St.	42 63	
				47	H	Arkansas St.	50 62					140	H	Texas St.	44 46	
												142	A	La.-Lafayette	58 65	
												142	H	La.-Lafayette	57 47	
												163	A	Texas-Arlington	49 59	
												163	H	Texas-Arlington	46 63	
												169	H	Indiana St.	53 74	
												173	A	Appalachian St.	59 70	
												173	H	Appalachian St.	63 67	
												177	A	UAB	43 73	
												210	A	Nicholls St.	62 66	
												219	A	La.-Monroe	53 55	
												219	H	La.-Monroe	38 45	
												229	A	Georgia St.	54 69	
												229	H	Georgia St.	78 84	
												276	H	Alabama St.	64 61	
												297	A	Ga. Southern	80 63	
												297	H	Ga. Southern	53 67	
												335	A	Tennessee Tech	66 70	
LAST 12 Division I GAMES:																
				112	H	Troy	79 86					112	A	Troy	67 78	
				47	A	Arkansas St.	60 70					229	H	Georgia St.	78 84	
				219	H	La.-Monroe	38 45					140	H	Texas St.	44 46	
				297	A	Ga. Southern	80 63					219	A	La.-Monroe	53 55	
				229	A	Georgia St.	54 69					142	H	La.-Lafayette	57 47	
				163	H	Texas-Arlington	46 63					173	A	Appalachian St.	59 70	

Non-Div I Games: Mobile 71 67 Spring Hill 69 42

South Ala.

# South Carolina

Through Games Of March 11, 2015

Average RPI Win:	104	WON-LOST	WINNING	LAST 10	STRENGTH OF	OPP. STRENGTH	TEAM	ADJ.	CONF.	ADJ CONF.
Average RPI Loss:	7	RECORD	PCT. RANK	GAMES	SCHEDULE	OF SCHEDULE	RPI	RPI	RPI	RPI
DIV. I ONLY	30- 2	4	8- 2	16	4	3	3	2	2	
DIV. I NON-CONF.	12- 1	7	0- 1	81	30	9	9	4	4	
TOTALS	RPI 1-25	RPI 26-50	W-L RECORDS	RPI 51-100	RPI 101-150	RPI 150+				
30- 2	4- 2	5- 0	OVERALL	8- 0	2- 0	11- 0				
14- 0	2- 0	2- 0	HOME	3- 0	0- 0	7- 0				
9- 2	1- 2	1- 0	AWAY	3- 0	2- 0	2- 0				
7- 0	1- 0	2- 0	NEUTRAL	2- 0	0- 0	2- 0				
12- 1	1- 1	1- 0	NON-CONFERENCE	2- 0	1- 0	7- 0				
6- 0	0- 0	0- 0	HOME	1- 0	0- 0	5- 0				
2- 1	1- 1	0- 0	AWAY	0- 0	1- 0	0- 0				
4- 0	0- 0	1- 0	NEUTRAL	1- 0	0- 0	2- 0				
18- 1	3- 1	4- 0	CONFERENCE	6- 0	1- 0	4- 0				
8- 0	2- 0	2- 0	HOME	2- 0	0- 0	2- 0				
7- 1	0- 1	1- 0	AWAY	3- 0	1- 0	2- 0				
3- 0	1- 0	1- 0	NEUTRAL	1- 0	0- 0	0- 0				

RPI	S	Opponent	Score	RPI	S	Opponent	Score	RPI	S	Opponent	Score	RPI	S	Opponent	Score
2	H	Tennessee	71 66	29	H	Mississippi St.	69 50	58	A	LSU	75 51	103	A	Missouri	60 49
2	N	Tennessee	62 46	33	H	Texas A&M	79 61	58	H	LSU	86 62	113	A	Hampton	69 49
5	A	UConn	62 87	36	N	Syracuse	67 63	58	N	LSU	74 54	151	H	Auburn	77 58
8	A	Kentucky	56 67	44	A	Arkansas	73 56	59	A	Georgia	58 35	153	H	Savannah St.	111 49
8	H	Kentucky	68 60	44	N	Arkansas	58 36	62	H	Vanderbilt	89 59	158	H	Charlotte	82 61
14	A	Duke	51 50					63	N	Liberty	84 44	159	N	Wisconsin	67 44
								96	H	Southern California	70 61	161	A	Florida	77 42
								100	A	Ole Miss	77 59	174	N	Central Mich.	80 45
												201	A	Alabama	102 59
												201	H	Alabama	85 54
												202	H	Clemson	99 41
												225	H	San Diego St.	89 38
												339	H	N.C. Central	90 26

## LAST 12 Division I GAMES:

2	N	Tennessee	62 46	44	A	Arkansas	73 56
58	N	LSU	74 54	62	H	Vanderbilt	89 59
44	N	Arkansas	58 36	58	H	LSU	86 62
8	A	Kentucky	56 67	5	A	UConn	62 87
29	H	Mississippi St.	69 50	59	A	Georgia	58 35
2	H	Tennessee	71 66	100	A	Ole Miss	77 59

Non-Div I Games:

South Carolina

Loss, Non-Conf, S Site, H Home A Away N Neutral

Average RPI Win:	296	WON-LOST	WINNING	LAST 10	STRENGTH OF	OPP. STRENGTH	TEAM	ADJ.	CONF.	ADJ CONF.
Average RPI Loss:	234	RECORD	PCT. RANK	GAMES	SCHEDULE	OF SCHEDULE	RPI	RPI	RPI	RPI
DIV. I ONLY	14- 12	150	5- 5	349	341	284	284	31	31	
DIV. I NON-CONF.	5- 4	139	0- 0	342	299	277	277	29	29	
TOTALS	RPI 1-25	RPI 26-50	W-L RECORDS	RPI 51-100	RPI 101-150	RPI 150+				
14- 12	0- 0	0- 0	OVERALL	0- 0	0- 2	14- 10				
9- 4	0- 0	0- 0	HOME	0- 0	0- 2	9- 2				
5- 7	0- 0	0- 0	AWAY	0- 0	0- 0	5- 7				
0- 1	0- 0	0- 0	NEUTRAL	0- 0	0- 0	0- 1				
5- 4	0- 0	0- 0	NON-CONFERENCE	0- 0	0- 1	5- 3				
4- 1	0- 0	0- 0	HOME	0- 0	0- 1	4- 0				
1- 3	0- 0	0- 0	AWAY	0- 0	0- 0	1- 3				
0- 0	0- 0	0- 0	NEUTRAL	0- 0	0- 0	0- 0				
9- 8	0- 0	0- 0	CONFERENCE	0- 0	0- 1	9- 7				
5- 3	0- 0	0- 0	HOME	0- 0	0- 1	5- 2				
4- 4	0- 0	0- 0	AWAY	0- 0	0- 0	4- 4				
0- 1	0- 0	0- 0	NEUTRAL	0- 0	0- 0	0- 1				

RPI 1-25				RPI 26-50				RPI 51-100				RPI 101+				Team's RPI: 284	
RPI	S	Opponent	Score	RPI	S	Opponent	Score	RPI	S	Opponent	Score	RPI	S	Opponent	Score		
												113	H	Hampton	53	88	
												147	H	Furman	46	65	
												153	A	Savannah St.	53	61	
												153	H	Savannah St.	52	55	
												180	A	N.C. A&T	48	59	
												202	A	Clemson	57	66	
												207	H	Jacksonville St.	55	52	
												220	H	USC Upstate	60	50	
												242	A	Presbyterian	33	46	
												255	A	Bethune-Cookman	57	56	
												255	H	Bethune-Cookman	68	61	
												265	H	Norfolk St.	79	75	
												281	H	Col. of Charleston	60	51	
												293	A	Morgan St.	46	54	
												308	A	UNC Greensboro	50	70	
												314	A	UMES	64	59	
												314	H	UMES	69	58	
												315	A	Wofford	59	53	
												336	A	Coppin St.	68	58	
												338	H	Florida A&M	50	55	
												339	A	N.C. Central	54	56	
												340	H	Howard	78	64	
												340	N	Howard	57	70	
												346	H	Alabama A&M	69	62	
												347	A	Delaware St.	65	60	
												347	H	Delaware St.	64	62	
LAST 12 Division I GAMES:																	
				340	N	Howard	57	70				293	A	Morgan St.	46	54	
				255	A	Bethune-Cookman	57	56				336	A	Coppin St.	68	58	
				153	H	Savannah St.	52	55				347	H	Delaware St.	64	62	
				340	H	Howard	78	64				113	H	Hampton	53	88	
				314	H	UMES	69	58				265	H	Norfolk St.	79	75	
				153	A	Savannah St.	53	61				314	A	UMES	64	59	

Non-Div I Games: Columbia (SC) 97 55 Allen 103 55

South Carolina St.

■ Loss, 
 ■ Non-Conf, S Site, 
 ■ Home 
 ■ Away 
 N Neutral



Season Summary				Through Games Of March 11, 2018						
Average RPI Win:	236	WON-LOST	WINNING	LAST 10	STRENGTH OF	OPP. STRENGTH	TEAM	ADJ.	CONF.	ADJ CONF.
Average RPI Loss:	89	RECORD	PCT. RANK	GAMES	SCHEDULE	OF SCHEDULE	RPI	RPI	RPI	RPI
DIV. I ONLY	24- 7	29	8- 2	258	186	71	71	25	25	
DIV. I NON-CONF.	9- 3	60	0- 0	215	74	71	71	25	25	
-----										
TOTALS	RPI 1-25		RPI 26-50		W-L RECORDS		RPI 51-100		RPI 101-150	RPI 150+
24- 7	0- 1		1- 3		OVERALL		1- 0		1- 1	21- 2
13- 0	0- 0		1- 0		HOME		0- 0		1- 0	11- 0
9- 5	0- 0		0- 2		AWAY		1- 0		0- 1	8- 2
2- 2	0- 1		0- 1		NEUTRAL		0- 0		0- 0	2- 0
9- 3	0- 1		0- 1		NON-CONFERENCE		1- 0		1- 1	7- 0
5- 0	0- 0		0- 0		HOME		0- 0		1- 0	4- 0
4- 2	0- 0		0- 1		AWAY		1- 0		0- 1	3- 0
0- 1	0- 1		0- 0		NEUTRAL		0- 0		0- 0	0- 0
15- 4	0- 0		1- 2		CONFERENCE		0- 0		0- 0	14- 2
8- 0	0- 0		1- 0		HOME		0- 0		0- 0	7- 0
5- 3	0- 0		0- 1		AWAY		0- 0		0- 0	5- 2
2- 1	0- 0		0- 1		NEUTRAL		0- 0		0- 0	2- 0

RPI 1-25			
RPI	S	Opponent	Score
20	N	Chattanooga	54 67
RPI 26-50			
RPI	S	Opponent	Score
31	A	Washington	82 96
46	A	South Dakota St.	67 77
46	H	South Dakota St.	82 78
46	N	South Dakota St.	57 72
RPI 51-100			
RPI	S	Opponent	Score
79	A	Drake	83 78
Team's RPI: 71			
RPI 101+			
RPI	S	Opponent	Score
105	A	Kansas	60 68
122	H	UNI	85 77
157	A	Oral Roberts	65 81
157	H	Oral Roberts	93 70
172	A	UTSA	76 69
182	H	North Dakota	86 81
212	H	Cal St. Fullerton	86 50
216	A	IUPUI	43 68
216	H	IUPUI	69 53
216	N	IUPUI	69 58
234	A	Western Ill.	101 87
234	H	Western Ill.	78 75
248	A	Marquette	69 65
267	A	North Dakota St.	83 79
267	H	North Dakota St.	84 69
273	H	UC Irvine	96 52
282	H	Valparaiso	81 62
294	A	Omaha	64 48
294	H	Omaha	83 69
309	A	Denver	79 68
309	H	Denver	82 56
311	A	Portland St.	86 57
316	A	IPFW	73 72
316	H	IPFW	91 80
316	N	IPFW	78 70

Non-Div I Games:	St. Mary (KS)	115	51
------------------	---------------	-----	----

South Dakota

Loss, Non-Conf, S Site, H Home A Away N Neutral

Average RPI Win:	193	WON-LOST	WINNING	LAST 10	STRENGTH OF	OPP. STRENGTH	TEAM	ADJ.	CONF.	ADJ CONF.
Average RPI Loss:	142	RECORD	PCT. RANK	GAMES	SCHEDULE	OF SCHEDULE	RPI	RPI	RPI	RPI
DIV. I ONLY	24- 8	36	9- 1	98	232	46	46	25	25	
DIV. I NON-CONF.	9- 4	84	0- 0	13	109	30	30	25	25	
TOTALS	RPI 1-25	RPI 26-50	W-L RECORDS	RPI 51-100	RPI 101-150	RPI 150+				
24- 8	0- 0	3- 2	OVERALL	3- 2	2- 1	16- 3				
12- 2	0- 0	2- 1	HOME	2- 1	0- 0	8- 0				
8- 6	0- 0	1- 1	AWAY	0- 1	2- 1	5- 3				
4- 0	0- 0	0- 0	NEUTRAL	1- 0	0- 0	3- 0				
9- 4	0- 0	3- 2	NON-CONFERENCE	1- 1	2- 1	3- 0				
4- 2	0- 0	2- 1	HOME	1- 1	0- 0	1- 0				
4- 2	0- 0	1- 1	AWAY	0- 0	2- 1	1- 0				
1- 0	0- 0	0- 0	NEUTRAL	0- 0	0- 0	1- 0				
15- 4	0- 0	0- 0	CONFERENCE	2- 1	0- 0	13- 3				
8- 0	0- 0	0- 0	HOME	1- 0	0- 0	7- 0				
4- 4	0- 0	0- 0	AWAY	0- 1	0- 0	4- 3				
3- 0	0- 0	0- 0	NEUTRAL	1- 0	0- 0	2- 0				

RPI 1-25				RPI 26-50				Team's RPI: 46				RPI 51-100				RPI 101+			
RPI	S	Opponent	Score	RPI	S	Opponent	Score	RPI	S	Opponent	Score	RPI	S	Opponent	Score	RPI	S	Opponent	Score
				26	H	Green Bay	75 77	66	H	Middle Tenn.	65 61	117	A	Marist	64 82				
				32	H	UALR	67 42	71	A	South Dakota	78 82	122	A	UNI	74 60				
				37	A	DePaul	62 84	71	H	South Dakota	77 67	128	A	Northern Colo.	71 48				
				44	A	Arkansas	80 75	71	N	South Dakota	72 57	157	A	Oral Roberts	66 52				
				49	H	BYU	75 65	89	H	Creighton	81 88	157	H	Oral Roberts	71 46				
												157	N	Oral Roberts	59 48				
												216	A	IUPUI	67 68				
												216	H	IUPUI	82 53				
												233	A	UNLV	65 59				
												234	A	Western Ill.	74 61				
												234	H	Western Ill.	69 49				
												250	N	Northern Ill.	55 42				
												267	A	North Dakota St.	78 83				
												267	H	North Dakota St.	82 52				
												294	A	Omaha	60 49				
												294	H	Omaha	101 66				
												295	H	Sam Houston St.	60 49				
												309	A	Denver	72 77				
												309	H	Denver	85 44				
												309	N	Denver	79 61				
												316	A	IPFW	65 64				
												316	H	IPFW	89 68				
LAST 12 Division I GAMES:																			
				71	N	South Dakota	72 57	294	A	Omaha	60 49								
				157	N	Oral Roberts	59 48	157	A	Oral Roberts	66 52								
				309	N	Denver	79 61	309	A	Denver	72 77								
				216	H	IUPUI	82 53	316	H	IPFW	89 68								
				234	H	Western Ill.	69 49	267	H	North Dakota St.	82 52								
				71	H	South Dakota	77 67	157	H	Oral Roberts	71 46								

Non-Div I Games:

South Dakota St.

Team Rpt.				Through Games Of March 11, 2015						
Average RPI Win:	164	WON-LOST	WINNING	LAST 10	STRENGTH OF	OPP. STRENGTH	TEAM	ADJ.	CONF.	ADJ CONF.
Average RPI Loss:	26	RECORD	PCT. RANK	GAMES	SCHEDULE	OF SCHEDULE	RPI	RPI	RPI	RPI
DIV. I ONLY	26- 7	27	7- 3	43	66	25	25	8	8	
DIV. I NON-CONF.	9- 3	60	0- 0	38	10	28	28	8	8	
-----										
TOTALS	RPI 1-25	RPI 26-50		W-L RECORDS		RPI 51-100	RPI 101-150	RPI 150+		
26- 7	2- 5	1- 0		OVERALL		5- 2	5- 0	13- 0		
12- 2	0- 1	1- 0		HOME		2- 1	3- 0	6- 0		
9- 3	1- 2	0- 0		AWAY		1- 1	1- 0	6- 0		
5- 2	1- 2	0- 0		NEUTRAL		2- 0	1- 0	1- 0		
9- 3	2- 2	1- 0		NON-CONFERENCE		1- 1	2- 0	3- 0		
4- 1	0- 0	1- 0		HOME		0- 1	1- 0	2- 0		
2- 1	1- 1	0- 0		AWAY		0- 0	0- 0	1- 0		
3- 1	1- 1	0- 0		NEUTRAL		1- 0	1- 0	0- 0		
17- 4	0- 3	0- 0		CONFERENCE		4- 1	3- 0	10- 0		
8- 1	0- 1	0- 0		HOME		2- 0	2- 0	4- 0		
7- 2	0- 1	0- 0		AWAY		1- 1	1- 0	5- 0		
2- 1	0- 1	0- 0		NEUTRAL		1- 0	0- 0	1- 0		

RPI	S	Opponent	Score	RPI	S	Opponent	Score	RPI	S	Opponent	Score	RPI	S	Opponent	Score
5	A	UConn	50 92	50	H	Stetson	78 62	53	A	Tulane	53 40	105	N	Illinois	67 61
5	H	UConn	65 88					53	H	Tulane	64 45	115	H	Tulsa	79 46
5	N	UConn	70 84					53	N	Tulane	78 69	128	H	Northern Colo.	84 43
6	A	Maryland	67 85					69	A	East Carolina	64 65	144	A	Temple	70 58
8	N	Kentucky	57 61					69	H	East Carolina	69 62	144	H	Temple	79 53
20	A	Chattanooga	59 57					75	N	Villanova	57 56	188	A	Memphis	57 53
22	N	Oklahoma	83 68					85	H	St. John's (NY)	52 55	188	H	Memphis	72 39
												188	N	Memphis	79 51
												226	A	Penn St.	90 87
												254	A	SMU	72 51
												254	H	SMU	82 59
												258	A	Cincinnati	74 44
												258	H	Cincinnati	75 36
												271	A	UCF	99 71
												271	H	UCF	91 68
												281	H	Col. of Charleston	67 47
												288	A	Houston	71 55
												306	H	UNC Asheville	97 53
LAST 12 Division I GAMES:															
		5 N UConn	70 84			144 H Temple	79 53								
		53 N Tulane	78 69			115 H Tulsa	79 46								
		188 N Memphis	79 51			69 A East Carolina	64 65								
		5 H UConn	65 88			254 A SMU	72 51								
		271 A UCF	99 71			258 H Cincinnati	75 36								
		258 A Cincinnati	74 44			271 H UCF	91 68								

Non-Div I Games:

South Fla.

Average RPI Win:	306	WON-LOST	WINNING	LAST 10	STRENGTH OF	OPP. STRENGTH	TEAM	ADJ.	CONF.	ADJ CONF.
Average RPI Loss:	199	RECORD	PCT. RANK	GAMES	SCHEDULE	OF SCHEDULE	RPI	RPI	RPI	RPI
DIV. I ONLY	8- 19	283	2- 8	327	307	317	317	26	26	
DIV. I NON-CONF.	5- 6	178	0- 0	306	312	238	238	26	26	
TOTALS	RPI 1-25	RPI 26-50	W-L RECORDS	RPI 51-100	RPI 101-150	RPI 150+				
8- 19	0- 0	0- 0	OVERALL	0- 1	0- 4	8- 14				
4- 7	0- 0	0- 0	HOME	0- 0	0- 2	4- 5				
3- 11	0- 0	0- 0	AWAY	0- 1	0- 2	3- 8				
1- 1	0- 0	0- 0	NEUTRAL	0- 0	0- 0	1- 1				
5- 6	0- 0	0- 0	NON-CONFERENCE	0- 1	0- 2	5- 3				
1- 2	0- 0	0- 0	HOME	0- 0	0- 1	1- 1				
3- 3	0- 0	0- 0	AWAY	0- 1	0- 1	3- 1				
1- 1	0- 0	0- 0	NEUTRAL	0- 0	0- 0	1- 1				
3- 13	0- 0	0- 0	CONFERENCE	0- 0	0- 2	3- 11				
3- 5	0- 0	0- 0	HOME	0- 0	0- 1	3- 4				
0- 8	0- 0	0- 0	AWAY	0- 0	0- 1	0- 7				
0- 0	0- 0	0- 0	NEUTRAL	0- 0	0- 0	0- 0				

RPI 1-25			RPI 26-50			RPI 51-100			RPI 101+			Team's RPI: 317
RPI	S	Opponent	Score	RPI	S	Opponent	Score	RPI	S	Opponent	Score	
						100 A Ole Miss	57 58	103 A Missouri			42 88	
								134 A UT Martin			55 96	
								134 H UT Martin			60 78	
								150 H Saint Louis			56 74	
								155 A Tennessee St.			55 62	
								164 A Southern Ill.			62 78	
								171 A Belmont			39 62	
								176 A SIUE			67 78	
								176 H SIUE			48 60	
								193 N Idaho			62 78	
								207 A Jacksonville St.			34 70	
								222 N Detroit			61 51	
								234 H Western Ill.			62 79	
								245 H Morehead St.			59 64	
								249 A Central Ark.			48 46	
								261 A Austin Peay			62 70	
								261 H Austin Peay			67 72	
								289 H Eastern Ky.			54 57	
								302 A Eastern Ill.			48 49	
								302 H Eastern Ill.			69 65	
								319 A Bradley			70 65	
								331 A Murray St.			81 86	
								331 H Murray St.			88 66	
								335 H Tennessee Tech			68 66	
								342 A UMKC			65 50	
								346 H Alabama A&M			66 38	
LAST 12 Division I GAMES:												
261 H		Austin Peay	67 72	331 A		Murray St.	81 86					
176 A		SIUE	67 78	261 A		Austin Peay	62 70					
302 A		Eastern Ill.	48 49	134 A		UT Martin	55 96					
331 H		Murray St.	88 66	176 H		SIUE	48 60					
134 H		UT Martin	60 78	335 H		Tennessee Tech	68 66					
302 H		Eastern Ill.	69 65	207 A		Jacksonville St.	34 70					

Non-Div I Games: Ill.-Springfield 73 56 William Woods 77 40

Southeast Mo. St.

Loss, Non-Conf, S Site, H Home A Away N Neutral

Average RPI Win:	275	WON-LOST	WINNING	LAST 10	STRENGTH OF	OPP. STRENGTH	TEAM	ADJ.	CONF.	ADJ CONF.
Average RPI Loss:	192	RECORD	PCT. RANK	GAMES	SCHEDULE	OF SCHEDULE	RPI	RPI	RPI	RPI
DIV. I ONLY	5- 22	320	0- 10	227	304	332	332	27	27	
DIV. I NON-CONF.	2- 7	290	0- 0	63	204	233	233	27	27	
TOTALS	RPI 1-25	RPI 26-50	W-L RECORDS	RPI 51-100	RPI 101-150	RPI 150+				
5- 22	0- 0	0- 2	OVERALL	0- 2	0- 3	5- 15				
5- 7	0- 0	0- 0	HOME	0- 0	0- 1	5- 6				
0- 15	0- 0	0- 2	AWAY	0- 2	0- 2	0- 9				
0- 0	0- 0	0- 0	NEUTRAL	0- 0	0- 0	0- 0				
2- 7	0- 0	0- 2	NON-CONFERENCE	0- 2	0- 2	2- 1				
2- 1	0- 0	0- 0	HOME	0- 0	0- 1	2- 0				
0- 6	0- 0	0- 2	AWAY	0- 2	0- 1	0- 1				
0- 0	0- 0	0- 0	NEUTRAL	0- 0	0- 0	0- 0				
3- 15	0- 0	0- 0	CONFERENCE	0- 0	0- 1	3- 14				
3- 6	0- 0	0- 0	HOME	0- 0	0- 0	3- 6				
0- 9	0- 0	0- 0	AWAY	0- 0	0- 1	0- 8				
0- 0	0- 0	0- 0	NEUTRAL	0- 0	0- 0	0- 0				

RPI S	Opponent	Score	RPI S	Opponent	Score	RPI S	Opponent	Score	RPI S	Opponent	Score	Team's RPI: 332
29	A Mississippi St.	36 97	58	A LSU	42 75	112	A Troy	78 80				
43	A Minnesota	60 109	100	A Ole Miss	71 79	127	A Stephen F. Austin	71 78				
						142	H La.-Lafayette	60 71				
						151	A Auburn	44 72				
						183	A Lamar	60 83				
						210	A Nicholls St.	80 93				
						210	H Nicholls St.	74 77				
						211	A McNeese St.	62 66				
						211	H McNeese St.	57 78				
						227	A Northwestern St.	60 71				
						227	H Northwestern St.	58 52				
						231	H Southern U.	79 76				
						246	H A&M-Corpus Christi	53 74				
						249	A Central Ark.	57 73				
						249	H Central Ark.	48 60				
						257	A Abilene Christian	74 75				
						257	H Abilene Christian	65 83				
						283	H Houston Baptist	67 59				
						295	H Sam Houston St.	78 76				
						303	A New Orleans	75 84				
						303	H New Orleans	64 76				
						338	H Florida A&M	69 67				
						341	A Incarnate Word	70 82				
LAST 12 Division I GAMES:												
210	H Nicholls St.	74 77	210	A Nicholls St.	80 93							
303	A New Orleans	75 84	211	A McNeese St.	62 66							
249	A Central Ark.	57 73	257	A Abilene Christian	74 75							
227	A Northwestern St.	60 71	249	H Central Ark.	48 60							
257	H Abilene Christian	65 83	227	H Northwestern St.	58 52							
303	H New Orleans	64 76	211	H McNeese St.	57 78							

Non-Div I Games: William Carey 62 35 Mobile 74 47

Southeastern La.

■ Loss, 
 ■ Non-Conf, S Site, 
 ■ Home 
 ■ Away 
 N Neutral

Average RPI Win:	169	WON-LOST	WINNING	LAST 10	STRENGTH OF	OPP. STRENGTH	TEAM	ADJ.	CONF.	ADJ CONF.
Average RPI Loss:	52	RECORD	PCT. RANK	GAMES	SCHEDULE	OF SCHEDULE	RPI	RPI	RPI	RPI
DIV. I ONLY	15- 15	172	4- 6	56	24	96	96	5	5	
DIV. I NON-CONF.	8- 3	71	0- 0	123	55	56	56	5	5	
TOTALS	RPI 1-25	RPI 26-50	W-L RECORDS	RPI 51-100	RPI 101-150	RPI 150+				
15- 15	1- 7	0- 2	OVERALL	4- 5	2- 0	8- 1				
8- 6	0- 4	0- 1	HOME	3- 1	1- 0	4- 0				
6- 8	1- 3	0- 1	AWAY	1- 3	1- 0	3- 1				
1- 1	0- 0	0- 0	NEUTRAL	0- 1	0- 0	1- 0				
8- 3	0- 1	0- 1	NON-CONFERENCE	2- 1	2- 0	4- 0				
4- 1	0- 0	0- 1	HOME	2- 0	1- 0	1- 0				
3- 2	0- 1	0- 0	AWAY	0- 1	1- 0	2- 0				
1- 0	0- 0	0- 0	NEUTRAL	0- 0	0- 0	1- 0				
7- 12	1- 6	0- 1	CONFERENCE	2- 4	0- 0	4- 1				
4- 5	0- 4	0- 0	HOME	1- 1	0- 0	3- 0				
3- 6	1- 2	0- 1	AWAY	1- 2	0- 0	1- 1				
0- 1	0- 0	0- 0	NEUTRAL	0- 1	0- 0	0- 0				

RPI 1-25				RPI 26-50				RPI 51-100				Team's RPI: 96	RPI 101+			
RPI	S	Opponent	Score	RPI	S	Opponent	Score	RPI	S	Opponent	Score		RPI	S	Opponent	Score
3	A	South Carolina	61 70	31	A	Washington	48 60	54	H	Fresno St.	68 50		110	A	Long Beach St.	90 85
15	H	Arizona St.	73 76	45	H	Oklahoma St.	62 66	60	A	St. Mary's (CA)	58 64		123	H	Sacramento St.	101 99
18	A	Stanford	60 79					70	A	Washington St.	62 68		179	A	Oregon	57 63
18	H	Stanford	60 71					83	H	CSUN	85 74		179	H	Oregon	70 54
19	A	Oregon St.	35 68					93	A	UCLA	60 71		215	H	Arizona	77 51
19	H	Oregon St.	66 76					93	H	UCLA	52 59		237	A	Utah	46 43
23	A	California	65 54					99	A	Colorado	81 61		237	H	Utah	73 54
23	H	California	53 67					99	H	Colorado	66 51		254	A	SMU	64 57
								99	N	Colorado	63 75		263	A	Davidson	99 64
													270	H	Loyola Marymount	96 54
													295	N	Sam Houston St.	88 67
LAST 12 Division I GAMES:																
				99	N	Colorado	63 75	18	A	Stanford	60 79					
				70	A	Washington St.	62 68	99	H	Colorado	66 51					
				31	A	Washington	48 60	237	H	Utah	73 54					
				15	H	Arizona St.	73 76	179	A	Oregon	57 63					
				215	H	Arizona	77 51	19	A	Oregon St.	35 68					
				23	A	California	65 54	18	H	Stanford	60 71					

Non-Div I Games:

Southern California

■ Loss, 
 ■ Non-Conf, S Site, 
 ■ Home 
 ■ Away 
 N Neutral

Average RPI Win:	237	WON-LOST	WINNING	LAST 10	STRENGTH OF	OPP. STRENGTH	TEAM	ADJ.	CONF.	ADJ CONF.
Average RPI Loss:	119	RECORD	PCT. RANK	GAMES	SCHEDULE	OF SCHEDULE	RPI	RPI	RPI	RPI
DIV. I ONLY	17- 12	117	7- 3	231	220	164	164	19	19	
DIV. I NON-CONF.	7- 4	107	0- 0	151	259	114	114	16	16	
TOTALS	RPI 1-25	RPI 26-50	W-L RECORDS	RPI 51-100	RPI 101-150	RPI 150+				
17- 12	0- 1	0- 2	OVERALL	1- 2	2- 5	14- 2				
9- 5	0- 0	0- 1	HOME	1- 0	1- 2	7- 2				
8- 5	0- 0	0- 1	AWAY	0- 2	1- 2	7- 0				
0- 2	0- 1	0- 0	NEUTRAL	0- 0	0- 1	0- 0				
7- 4	0- 1	0- 0	NON-CONFERENCE	0- 1	1- 2	6- 0				
4- 1	0- 0	0- 0	HOME	0- 0	0- 1	4- 0				
3- 1	0- 0	0- 0	AWAY	0- 1	1- 0	2- 0				
0- 2	0- 1	0- 0	NEUTRAL	0- 0	0- 1	0- 0				
10- 8	0- 0	0- 2	CONFERENCE	1- 1	1- 3	8- 2				
5- 4	0- 0	0- 1	HOME	1- 0	1- 1	3- 2				
5- 4	0- 0	0- 1	AWAY	0- 1	0- 2	5- 0				
0- 0	0- 0	0- 0	NEUTRAL	0- 0	0- 0	0- 0				

RPI 1-25			
RPI	S	Opponent	Score
19	N	Oregon St.	55 71
RPI 26-50			
RPI	S	Opponent	Score
38	A	Wichita St.	61 80
38	H	Wichita St.	61 69
RPI 51-100			
RPI	S	Opponent	Score
79	A	Drake	66 81
79	H	Drake	81 76
88	A	Wright St.	50 70
RPI 101+			
RPI	S	Opponent	Score
105	H	Illinois	42 86
121	N	Toledo	48 64
122	A	UNI	70 79
122	H	UNI	79 75
123	A	Missouri St.	57 61
123	H	Missouri St.	57 73
134	A	UT Martin	87 78
169	A	Indiana St.	76 58
169	H	Indiana St.	65 53
188	H	Memphis	82 75
192	H	Mercer	67 52
245	A	Morehead St.	75 66
251	A	Evansville	62 53
251	H	Evansville	58 63
261	A	Austin Peay	75 65
307	A	Loyola Chicago	74 70
307	H	Loyola Chicago	64 58
317	H	Southeast Mo. St.	78 62
319	A	Bradley	72 66
319	H	Bradley	76 59
324	A	Illinois St.	65 56
324	H	Illinois St.	54 69
331	H	Murray St.	78 63
Team's RPI: 164			

LAST 12 Division I GAMES:			
324	H	Illinois St.	54 69
307	A	Loyola Chicago	74 70
319	A	Bradley	72 66
38	H	Wichita St.	61 69
123	H	Missouri St.	57 73
169	A	Indiana St.	76 58
251	A	Evansville	62 53
122	H	UNI	79 75
79	H	Drake	81 76
319	H	Bradley	76 59
307	H	Loyola Chicago	64 58
38	A	Wichita St.	61 80

Non-Div I Games:

Southern Ill.

Loss, Non-Conf, S Site, H Home A Away N Neutral

Average RPI Win:	209	WON-LOST	WINNING	LAST 10	STRENGTH OF	OPP. STRENGTH	TEAM	ADJ.	CONF.	ADJ CONF.
Average RPI Loss:	137	RECORD	PCT. RANK	GAMES	SCHEDULE	OF SCHEDULE	RPI	RPI	RPI	RPI
DIV. I ONLY	19- 9	69	8- 2	166	234	94	94	17	17	
DIV. I NON-CONF.	6- 4	132	0- 0	221	296	149	149	18	18	
TOTALS	RPI 1-25	RPI 26-50	W-L RECORDS	RPI 51-100	RPI 101-150	RPI 150+				
19- 9	0- 1	1- 1	OVERALL	2- 1	2- 1	14- 5				
10- 4	0- 0	0- 1	HOME	1- 0	1- 1	8- 2				
9- 5	0- 1	1- 0	AWAY	1- 1	1- 0	6- 3				
0- 0	0- 0	0- 0	NEUTRAL	0- 0	0- 0	0- 0				
6- 4	0- 1	0- 1	NON-CONFERENCE	0- 1	0- 0	6- 1				
4- 1	0- 0	0- 1	HOME	0- 0	0- 0	4- 0				
2- 3	0- 1	0- 0	AWAY	0- 1	0- 0	2- 1				
0- 0	0- 0	0- 0	NEUTRAL	0- 0	0- 0	0- 0				
13- 5	0- 0	1- 0	CONFERENCE	2- 0	2- 1	8- 4				
6- 3	0- 0	0- 0	HOME	1- 0	1- 1	4- 2				
7- 2	0- 0	1- 0	AWAY	1- 0	1- 0	4- 2				
0- 0	0- 0	0- 0	NEUTRAL	0- 0	0- 0	0- 0				

RPI 1-25				RPI 26-50				RPI 51-100 Team's RPI: 94				RPI 101+			
RPI	S	Opponent	Score	RPI	S	Opponent	Score	RPI	S	Opponent	Score	RPI	S	Opponent	Score
16	A	FGCU	62 78	29	H	Mississippi St.	46 73	66	A	Middle Tenn.	77 75	114	A	Louisiana Tech	79 77
				30	A	Western Ky.	63 61	66	H	Middle Tenn.	70 65	114	H	Louisiana Tech	64 67
								100	A	Ole Miss	66 68	131	H	Old Dominion	70 53
												158	H	Charlotte	72 83
												172	A	UTSA	61 59
												172	H	UTSA	69 60
												177	A	UAB	49 62
												177	H	UAB	44 39
												180	H	N.C. A&T	72 48
												187	A	Marshall	65 67
												210	A	Nicholls St.	89 57
												211	A	McNeese St.	55 57
												221	A	Fla. Atlantic	67 65
												244	A	UTEP	66 60
												244	H	UTEP	59 71
												261	H	Austin Peay	80 71
												268	H	Rice	65 54
												318	A	South Ala.	64 53
												330	H	North Texas	67 55
												333	A	FIU	78 65
												335	H	Tennessee Tech	80 58
												349	H	Mississippi Val.	69 51
LAST 12 Division I GAMES:															
114	H	Louisiana Tech	64 67	333	A	FIU	78 65								
244	A	UTEP	66 60	177	H	UAB	44 39								
172	A	UTSA	61 59	66	H	Middle Tenn.	70 65								
158	H	Charlotte	72 83	30	A	Western Ky.	63 61								
131	H	Old Dominion	70 53	187	A	Marshall	65 67								
221	A	Fla. Atlantic	67 65	330	H	North Texas	67 55								

Non-Div I Games: William Carey 98 45

Southern Miss.

■ Loss, 
 ■ Non-Conf, S Site, 
 ■ Home 
 ■ Away 
 N Neutral



Average RPI Win:	311	WON-LOST	WINNING	LAST 10	STRENGTH OF	OPP. STRENGTH	TEAM	ADJ.	CONF.	ADJ CONF.
Average RPI Loss:	179	RECORD	PCT. RANK	GAMES	SCHEDULE	OF SCHEDULE	RPI	RPI	RPI	RPI
DIV. I ONLY	17- 11	105	9- 1	348	330	231	231	32	32	
DIV. I NON-CONF.	1- 8	322	0- 0	317	58	339	339	31	31	
TOTALS	RPI 1-25	RPI 26-50	W-L RECORDS	RPI 51-100	RPI 101-150	RPI 150+				
17- 11	0- 1	0- 1	OVERALL	0- 1	0- 1	17- 7				
9- 1	0- 0	0- 0	HOME	0- 0	0- 0	9- 1				
7- 9	0- 1	0- 1	AWAY	0- 1	0- 1	7- 5				
1- 1	0- 0	0- 0	NEUTRAL	0- 0	0- 0	1- 1				
1- 8	0- 1	0- 1	NON-CONFERENCE	0- 1	0- 1	1- 4				
1- 0	0- 0	0- 0	HOME	0- 0	0- 0	1- 0				
0- 7	0- 1	0- 1	AWAY	0- 1	0- 1	0- 3				
0- 1	0- 0	0- 0	NEUTRAL	0- 0	0- 0	0- 1				
16- 3	0- 0	0- 0	CONFERENCE	0- 0	0- 0	16- 3				
8- 1	0- 0	0- 0	HOME	0- 0	0- 0	8- 1				
7- 2	0- 0	0- 0	AWAY	0- 0	0- 0	7- 2				
1- 0	0- 0	0- 0	NEUTRAL	0- 0	0- 0	1- 0				

RPI 1-25					RPI 26-50					RPI 51-100					RPI 101+					Team's RPI: 231	
RPI	S	Opponent	Score		RPI	S	Opponent	Score		RPI	S	Opponent	Score		RPI	S	Opponent	Score			
21	A	Texas	42	80	43	A	Minnesota	62	107	100	A	Ole Miss	68	91	105	A	Illinois	42	62		
															161	A	Florida	49	78		
															190	A	Texas Southern	0	2		
															190	H	Texas Southern	48	62		
															215	A	Arizona	45	56		
															247	A	Prairie View	78	50		
															247	H	Prairie View	67	51		
															272	A	Jackson St.	77	61		
															272	H	Jackson St.	82	60		
															276	A	Alabama St.	53	49		
															276	H	Alabama St.	72	58		
															297	N	Ga. Southern	52	68		
															312	A	Grambling	56	57		
															312	H	Grambling	80	52		
															313	A	Alcorn	59	51		
															313	H	Alcorn	76	55		
															332	A	Southeastern La.	76	79		
															337	A	Ark.-Pine Bluff	72	47		
															337	H	Ark.-Pine Bluff	69	42		
															338	H	Florida A&M	80	69		
															346	A	Alabama A&M	77	55		
															346	H	Alabama A&M	84	53		
															349	A	Mississippi Val.	59	50		
															349	H	Mississippi Val.	70	51		
															349	N	Mississippi Val.	62	57		
LAST 12 Division I GAMES:																					
					349	N	Mississippi Val.	62	57						349	A	Mississippi Val.	59	50		
					190	A	Texas Southern	0	2						337	A	Ark.-Pine Bluff	72	47		
					247	A	Prairie View	78	50						272	H	Jackson St.	82	60		
					313	H	Alcorn	76	55						312	H	Grambling	80	52		
					276	H	Alabama St.	72	58						313	A	Alcorn	59	51		
					346	H	Alabama A&M	84	53						276	A	Alabama St.	53	49		

Non-Div I Games: Mobile 85 50

Southern U.

■ Loss, 
 ■ Non-Conf, S Site, 
 ■ Home 
 ■ Away 
 N Neutral

## Southern Utah

Through Games Of March 11, 2015

Average RPI Win:	251	WON-LOST	WINNING	LAST 10	STRENGTH OF	OPP. STRENGTH	TEAM	ADJ.	CONF.	ADJ CONF.
Average RPI Loss:	168	RECORD	PCT. RANK	GAMES	SCHEDULE	OF SCHEDULE	RPI	RPI	RPI	RPI
DIV. I ONLY	11- 15	228	2- 8	281	263	256	256	21	21	
DIV. I NON-CONF.	5- 3	122	0- 0	212	318	156	156	21	21	
TOTALS	RPI 1-25	RPI 26-50	W-L RECORDS	RPI 51-100	RPI 101-150	RPI 150+				
11- 15	0- 0	0- 1	OVERALL	0- 1	1- 7	10- 6				
8- 5	0- 0	0- 0	HOME	0- 1	1- 3	7- 1				
3- 9	0- 0	0- 1	AWAY	0- 0	0- 3	3- 5				
0- 1	0- 0	0- 0	NEUTRAL	0- 0	0- 1	0- 0				
5- 3	0- 0	0- 1	NON-CONFERENCE	0- 0	1- 2	4- 0				
3- 1	0- 0	0- 0	HOME	0- 0	1- 1	2- 0				
2- 1	0- 0	0- 1	AWAY	0- 0	0- 0	2- 0				
0- 1	0- 0	0- 0	NEUTRAL	0- 0	0- 1	0- 0				
6- 12	0- 0	0- 0	CONFERENCE	0- 1	0- 5	6- 6				
5- 4	0- 0	0- 0	HOME	0- 1	0- 2	5- 1				
1- 8	0- 0	0- 0	AWAY	0- 0	0- 3	1- 5				
0- 0	0- 0	0- 0	NEUTRAL	0- 0	0- 0	0- 0				

RPI S	Opponent	Score	RPI S	Opponent	Score	RPI S	Opponent	Score	RPI S	Opponent	Score	Team's RPI: 256
40	A Gonzaga	51 70	97	H Montana	37 59	120	H Boise St.	66 64	123	A Sacramento St.	73 107	
						123	H Sacramento St.	67 69	128	A Northern Colo.	58 87	
						128	H Northern Colo.	66 88	129	A Eastern Wash.	67 88	
						132	H New Mexico St.	64 81	148	N UC Davis	53 76	
						170	H Montana St.	74 69	182	A North Dakota	52 67	
						182	H North Dakota	73 66	193	A Idaho	49 76	
						233	H UNLV	93 84	240	A Idaho St.	68 61	
						240	H Idaho St.	76 75	260	A Weber St.	39 60	
						260	H Weber St.	48 50	266	A Northern Ariz.	64 73	
						266	H Northern Ariz.	63 53	311	A Portland St.	65 80	
						311	H Portland St.	86 74	329	A Utah Valley	76 72	
						329	H Utah Valley	66 61	345	A Air Force	73 57	
LAST 12 Division I GAMES:												
311	A Portland St.	65 80	240	H Idaho St.	76 75							
123	A Sacramento St.	73 107	260	H Weber St.	48 50							
182	H North Dakota	73 66	128	A Northern Colo.	58 87							
128	H Northern Colo.	66 88	182	A North Dakota	52 67							
193	A Idaho	49 76	266	A Northern Ariz.	64 73							
129	A Eastern Wash.	67 88	97	H Montana	37 59							

Non-Div I Games: N.M. Highlands 82 64 Westminster (UT) 74 72

Southern Utah

  Loss, 
   Non-Conf, S Site, 
   Home 
   Away 
 N Neutral

Average RPI Win:	225	WON-LOST	WINNING	LAST 10	STRENGTH OF	OPP. STRENGTH	TEAM	ADJ.	CONF.	ADJ CONF.
Average RPI Loss:	99	RECORD	PCT. RANK	GAMES	SCHEDULE	OF SCHEDULE	RPI	RPI	RPI	RPI
DIV. I ONLY	15- 15	172	4- 6	213	82	166	166	6	6	
DIV. I NON-CONF.	10- 3	52	0- 0	318	171	97	97	6	6	
TOTALS	RPI 1-25	RPI 26-50	W-L RECORDS	RPI 51-100	RPI 101-150	RPI 150+				
15- 15	0- 2	0- 3	OVERALL	1- 4	2- 3	12- 3				
7- 5	0- 1	0- 1	HOME	0- 1	1- 1	6- 1				
7- 9	0- 1	0- 2	AWAY	0- 3	1- 2	6- 1				
1- 1	0- 0	0- 0	NEUTRAL	1- 0	0- 0	0- 1				
10- 3	0- 0	0- 1	NON-CONFERENCE	1- 0	0- 2	9- 0				
4- 0	0- 0	0- 0	HOME	0- 0	0- 0	4- 0				
5- 3	0- 0	0- 1	AWAY	0- 0	0- 2	5- 0				
1- 0	0- 0	0- 0	NEUTRAL	1- 0	0- 0	0- 0				
5- 12	0- 2	0- 2	CONFERENCE	0- 4	2- 1	3- 3				
3- 5	0- 1	0- 1	HOME	0- 1	1- 1	2- 1				
2- 6	0- 1	0- 1	AWAY	0- 3	1- 0	1- 1				
0- 1	0- 0	0- 0	NEUTRAL	0- 0	0- 0	0- 1				

RPI 1-25				RPI 26-50				RPI 51-100				RPI 101+ Team's RPI: 166			
RPI	S	Opponent	Score	RPI	S	Opponent	Score	RPI	S	Opponent	Score	RPI	S	Opponent	Score
11	A	George Washington	48 70	28	A	James Madison	43 76	64	N	Drexel	43 32	121	A	Toledo	58 64
13	H	Dayton	70 86	48	A	Duquesne	43 51	73	A	Fordham	51 54	136	H	Rhode Island	73 59
				48	H	Duquesne	63 76	73	H	Fordham	62 72	139	A	Buffalo	44 51
								87	A	Saint Joseph's	48 66	141	H	VCU	51 61
								91	A	Richmond	61 67	150	A	Saint Louis	57 55
												184	H	La Salle	53 66
												194	A	Massachusetts	77 57
												194	H	Massachusetts	65 53
												194	N	Massachusetts	49 55
												222	A	Detroit	68 56
												226	A	Penn St.	56 54
												232	A	Brown	58 56
												236	A	George Mason	55 68
												238	A	Niagara	72 60
												262	H	Canisius	62 46
												263	H	Davidson	72 56
												264	H	Colgate	65 49
												299	A	Georgetown	70 64
												308	H	UNC Greensboro	78 60
												325	H	Binghamton	72 54
LAST 12 Division I GAMES:															
194	N	Massachusetts	49 55	136	H	Rhode Island	73 59								
48	A	Duquesne	43 51	73	A	Fordham	51 54								
184	H	La Salle	53 66	194	A	Massachusetts	77 57								
263	H	Davidson	72 56	48	H	Duquesne	63 76								
150	A	Saint Louis	57 55	87	A	Saint Joseph's	48 66								
11	A	George Washington	48 70	141	H	VCU	51 61								

Non-Div I Games:

St. Bonaventure

Average RPI Win:	268	WON-LOST	WINNING	LAST 10	STRENGTH OF	OPP. STRENGTH	TEAM	ADJ.	CONF.	ADJ CONF.
Average RPI Loss:	199	RECORD	PCT. RANK	GAMES	SCHEDULE	OF SCHEDULE	RPI	RPI	RPI	RPI
DIV. I ONLY	14- 18	217	7- 3	297	305	252	252	29	29	
DIV. I NON-CONF.	3- 9	281	0- 0	269	264	305	305	28	28	
TOTALS	RPI 1-25	RPI 26-50	W-L RECORDS	RPI 51-100	RPI 101-150	RPI 150+				
14- 18	0- 0	0- 0	OVERALL	0- 4	0- 0	14- 14				
6- 7	0- 0	0- 0	HOME	0- 1	0- 0	6- 6				
6- 9	0- 0	0- 0	AWAY	0- 2	0- 0	6- 7				
2- 2	0- 0	0- 0	NEUTRAL	0- 1	0- 0	2- 1				
3- 9	0- 0	0- 0	NON-CONFERENCE	0- 4	0- 0	3- 5				
1- 3	0- 0	0- 0	HOME	0- 1	0- 0	1- 2				
0- 4	0- 0	0- 0	AWAY	0- 2	0- 0	0- 2				
2- 2	0- 0	0- 0	NEUTRAL	0- 1	0- 0	2- 1				
11- 9	0- 0	0- 0	CONFERENCE	0- 0	0- 0	11- 9				
5- 4	0- 0	0- 0	HOME	0- 0	0- 0	5- 4				
6- 5	0- 0	0- 0	AWAY	0- 0	0- 0	6- 5				
0- 0	0- 0	0- 0	NEUTRAL	0- 0	0- 0	0- 0				

RPI S	Opponent	Score	RPI S	Opponent	Score	RPI S	Opponent	Score	RPI S	Opponent	Score	Team's RPI: 252
						80	A Albany (NY)	47 90	156	A Bryant	62 52	
						86	H Georgia Tech	59 65	156	H Bryant	53 65	
						87	N Saint Joseph's	42 64	165	A Central Conn. St.	71 63	
						98	A Army	55 61	165	A Central Conn. St.	43 61	
									165	H Central Conn. St.	49 51	
									181	A Robert Morris	64 67	
									181	H Robert Morris	64 69	
									182	N North Dakota	63 70	
									189	H Stony Brook	57 55	
									213	H Lafayette	51 73	
									217	A Sacred Heart	77 59	
									217	A Sacred Heart	55 71	
									217	H Sacred Heart	77 53	
									218	A UMass Lowell	62 64	
									278	N Rider	71 60	
									296	A NJIT	50 57	
									301	A Fairleigh Dickinson	72 61	
									301	H Fairleigh Dickinson	57 60	
									304	H Vermont	61 63	
									310	A LIU Brooklyn	73 49	
									310	H LIU Brooklyn	62 53	
									320	A Saint Francis (PA)	70 55	
									320	H Saint Francis (PA)	71 55	
									321	A Mt. St. Mary's	48 56	
									321	H Mt. St. Mary's	52 46	
									326	A Wagner	60 63	
LAST 12 Division I GAMES:												
			165	A Central Conn. St.	71 63		326	H Wagner	67 55			
			217	A Sacred Heart	77 59		217	H Sacred Heart	77 53			
			310	A LIU Brooklyn	73 49		165	A Central Conn. St.	43 61			
			156	A Bryant	62 52		326	A Wagner	60 63			
			301	H Fairleigh Dickinson	57 60		321	H Mt. St. Mary's	52 46			
			320	H Saint Francis (PA)	71 55		310	H LIU Brooklyn	62 53			

Non-Div I Games:

St. Francis Brooklyn

■ Loss, 
 ■ Non-Conf, S Site, 
 ■ Home 
 ■ Away 
 N Neutral

S  
t  
.  
F  
r  
a  
n  
c  
i  
s  
B  
r  
o  
o  
k  
l  
y  
n

RPI S Opponent St. Francis Brooklyn Score

Through Games Of March 11, 2015

RPI	S	Opponent	Score	
326	H	Wagner	67	55
327	N	Saint Peter's	48	36

S  
t  
.  
F  
r  
a  
n  
c  
i  
s  
B  
r  
o  
o  
k  
l  
y  
n

St. Francis Brooklyn

Average RPI Win:	193	WON-LOST	WINNING	LAST 10	STRENGTH OF	OPP. STRENGTH	TEAM	ADJ.	CONF.	ADJ CONF.
Average RPI Loss:	83	RECORD	PCT. RANK	GAMES	SCHEDULE	OF SCHEDULE	RPI	RPI	RPI	RPI
DIV. I ONLY	21- 10	73	6- 4	126	96	85	85	10	10	
DIV. I NON-CONF.	9- 2	35	0- 0	171	152	75	75	9	9	
TOTALS	RPI 1-25	RPI 26-50	W-L RECORDS	RPI 51-100	RPI 101-150	RPI 150+				
21- 10	1- 1	1- 4	OVERALL	3- 2	3- 1	13- 2				
12- 4	0- 0	1- 1	HOME	1- 1	0- 1	10- 1				
8- 4	1- 0	0- 2	AWAY	1- 1	3- 0	3- 1				
1- 2	0- 1	0- 1	NEUTRAL	1- 0	0- 0	0- 0				
9- 2	1- 1	0- 0	NON-CONFERENCE	0- 0	2- 0	6- 1				
6- 1	0- 0	0- 0	HOME	0- 0	0- 0	6- 1				
3- 0	1- 0	0- 0	AWAY	0- 0	2- 0	0- 0				
0- 1	0- 1	0- 0	NEUTRAL	0- 0	0- 0	0- 0				
12- 8	0- 0	1- 4	CONFERENCE	3- 2	1- 1	7- 1				
6- 3	0- 0	1- 1	HOME	1- 1	0- 1	4- 0				
5- 4	0- 0	0- 2	AWAY	1- 1	1- 0	3- 1				
1- 1	0- 0	0- 1	NEUTRAL	1- 0	0- 0	0- 0				

RPI 1-25				RPI 26-50				RPI 51-100				Team's RPI: 85		RPI 101+			
RPI	S	Opponent	Score	RPI	S	Opponent	Score	RPI	S	Opponent	Score		RPI	S	Opponent	Score	
5	N	UConn	54 70	37	A	DePaul	55 82	75	A	Villanova	69 81		117	A	Marist	49 48	
25	A	South Fla.	55 52	37	H	DePaul	75 84	75	H	Villanova	56 51		126	A	Yale	61 50	
				39	A	Seton Hall	73 78	89	A	Creighton	61 38		146	A	Butler	60 49	
				39	H	Seton Hall	59 50	89	H	Creighton	50 75		146	H	Butler	50 55	
				39	N	Seton Hall	60 72	89	N	Creighton	57 54		151	H	Auburn	56 49	
													161	H	Florida	72 66	
													169	H	Indiana St.	67 73	
													191	A	Xavier	61 74	
													191	H	Xavier	65 42	
													248	A	Marquette	64 52	
													248	H	Marquette	67 52	
													269	A	Providence	68 52	
													269	H	Providence	70 49	
													271	H	UCF	62 48	
													296	H	NJIT	66 42	
													299	A	Georgetown	74 57	
													299	H	Georgetown	75 61	
													325	H	Binghamton	67 51	
													326	H	Wagner	71 49	
LAST 12 Division I GAMES:																	
				39	N	Seton Hall	60 72	37	A	DePaul	55 82						
				89	N	Creighton	57 54	248	A	Marquette	64 52						
				191	A	Xavier	61 74	269	H	Providence	70 49						
				146	A	Butler	60 49	89	H	Creighton	50 75						
				299	H	Georgetown	75 61	39	A	Seton Hall	73 78						
				75	H	Villanova	56 51	75	A	Villanova	69 81						

Non-Div I Games:

St. John's (NY)

■ Loss, 
 ■ Non-Conf, S Site, 
 ■ Home 
 ■ Away 
 N Neutral

## St. Mary's (CA)

Through Games Of March 11, 2015

Average RPI Win:	169	WON-LOST	WINNING	LAST 10	STRENGTH OF	OPP. STRENGTH	TEAM	ADJ.	CONF.	ADJ CONF.
Average RPI Loss:	68	RECORD	PCT. RANK	GAMES	SCHEDULE	OF SCHEDULE	RPI	RPI	RPI	RPI
DIV. I ONLY	20- 10	78	6- 4	74	79	60	60	9	9	
DIV. I NON-CONF.	7- 4	107	0- 0	83	47	66	66	7	7	
TOTALS	RPI 1-25	RPI 26-50	W-L RECORDS	RPI 51-100	RPI 101-150	RPI 150+				
20- 10	0- 1	2- 3	OVERALL	5- 3	3- 3	10- 0				
11- 4	0- 0	1- 1	HOME	4- 1	1- 2	5- 0				
9- 5	0- 1	1- 1	AWAY	1- 2	2- 1	5- 0				
0- 1	0- 0	0- 1	NEUTRAL	0- 0	0- 0	0- 0				
7- 4	0- 1	0- 0	NON-CONFERENCE	3- 1	2- 2	2- 0				
5- 1	0- 0	0- 0	HOME	3- 0	1- 1	1- 0				
2- 3	0- 1	0- 0	AWAY	0- 1	1- 1	1- 0				
0- 0	0- 0	0- 0	NEUTRAL	0- 0	0- 0	0- 0				
13- 6	0- 0	2- 3	CONFERENCE	2- 2	1- 1	8- 0				
6- 3	0- 0	1- 1	HOME	1- 1	0- 1	4- 0				
7- 2	0- 0	1- 1	AWAY	1- 1	1- 0	4- 0				
0- 1	0- 0	0- 1	NEUTRAL	0- 0	0- 0	0- 0				

RPI 1-25				RPI 26-50				RPI 51-100 Team's RPI: 60				RPI 101+			
RPI	S	Opponent	Score	RPI	S	Opponent	Score	RPI	S	Opponent	Score	RPI	S	Opponent	Score
11	A	George Washington	52 70	40	A	Gonzaga	72 80	54	A	Fresno St.	56 60	109	A	Virginia	49 62
				40	H	Gonzaga	42 52	55	A	San Diego	57 56	118	H	Boston College	72 82
				49	A	BYU	61 51	55	H	San Diego	68 66	123	H	Sacramento St.	99 91
				49	H	BYU	76 71	56	H	Iowa St.	67 63	135	A	San Francisco	68 66
				49	N	BYU	64 65	61	A	Pacific	48 61	135	H	San Francisco	63 65
								61	H	Pacific	86 88	148	A	UC Davis	57 55
								83	H	CSUN	73 63	154	A	Cal Poly	65 64
								96	H	Southern California	64 58	224	A	Santa Clara	62 61
												224	H	Santa Clara	74 71
												230	A	Pepperdine	53 49
												230	H	Pepperdine	73 68
												270	A	Loyola Marymount	56 49
												270	H	Loyola Marymount	72 71
												292	A	Portland	62 58
												292	H	Portland	66 53
												340	H	Howard	80 55
LAST 12 Division I GAMES:															
				49	N	BYU	64 65	49	H	BYU	76 71				
				224	H	Santa Clara	74 71	61	A	Pacific	48 61				
				135	H	San Francisco	63 65	230	A	Pepperdine	53 49				
				292	A	Portland	62 58	270	A	Loyola Marymount	56 49				
				40	A	Gonzaga	72 80	292	H	Portland	66 53				
				55	H	San Diego	68 66	40	H	Gonzaga	42 52				

Non-Div I Games:

St. Mary's (CA)

■ Loss, 
 ■ Non-Conf, S Site, 
 ■ Home 
 ■ Away 
 N Neutral

Stanford

S  
t  
a  
n  
f  
o  
r  
d

Stanford

Page 304



Average RPI Win:	258	WON-LOST	WINNING	LAST 10	STRENGTH OF	OPP. STRENGTH	TEAM	ADJ.	CONF.	ADJ CONF.
Average RPI Loss:	182	RECORD	PCT. RANK	GAMES	SCHEDULE	OF SCHEDULE	RPI	RPI	RPI	RPI
DIV. I ONLY	20- 6	32	10- 0	326	276	127	127	27	27	
DIV. I NON-CONF.	4- 4	158	0- 0	283	89	228	228	27	27	
TOTALS	RPI 1-25	RPI 26-50	W-L RECORDS	RPI 51-100	RPI 101-150	RPI 150+				
20- 6	0- 1	0- 0	OVERALL	0- 0	0- 2	20- 3				
12- 1	0- 0	0- 0	HOME	0- 0	0- 1	12- 0				
8- 3	0- 1	0- 0	AWAY	0- 0	0- 0	8- 2				
0- 2	0- 0	0- 0	NEUTRAL	0- 0	0- 1	0- 1				
4- 4	0- 1	0- 0	NON-CONFERENCE	0- 0	0- 2	4- 1				
3- 1	0- 0	0- 0	HOME	0- 0	0- 1	3- 0				
1- 1	0- 1	0- 0	AWAY	0- 0	0- 0	1- 0				
0- 2	0- 0	0- 0	NEUTRAL	0- 0	0- 1	0- 1				
16- 2	0- 0	0- 0	CONFERENCE	0- 0	0- 0	16- 2				
9- 0	0- 0	0- 0	HOME	0- 0	0- 0	9- 0				
7- 2	0- 0	0- 0	AWAY	0- 0	0- 0	7- 2				
0- 0	0- 0	0- 0	NEUTRAL	0- 0	0- 0	0- 0				

RPI 1-25				RPI 26-50				RPI 51-100				RPI 101+ Team's RPI: 127			
RPI	S	Opponent	Score	RPI	S	Opponent	Score	RPI	S	Opponent	Score	RPI	S	Opponent	Score
4	A	Baylor	57 96									114	H	Louisiana Tech	69 76
												143	N	UC Riverside	62 90
												183	A	Lamar	59 55
												183	H	Lamar	71 60
												210	H	Nicholls St.	68 59
												211	A	McNeese St.	67 73
												215	H	Arizona	72 60
												219	H	La.-Monroe	82 54
												227	A	Northwestern St.	69 61
												227	H	Northwestern St.	56 45
												246	A	A&M-Corpus Christi	74 62
												246	H	A&M-Corpus Christi	64 55
												247	H	Prairie View	83 73
												249	A	Central Ark.	73 46
												257	A	Abilene Christian	71 69
												268	A	Rice	70 59
												283	A	Houston Baptist	69 57
												283	H	Houston Baptist	72 67
												295	A	Sam Houston St.	64 65
												295	H	Sam Houston St.	79 65
												303	H	New Orleans	76 56
												322	N	Boston U.	57 62
												332	H	Southeastern La.	78 71
												341	A	Incarnate Word	64 47
												341	H	Incarnate Word	58 44
LAST 12 Division I GAMES:															
295	H	Sam Houston St.	79 65	246	A	A&M-Corpus Christi	74 62								
227	H	Northwestern St.	56 45	341	A	Incarnate Word	64 47								
283	A	Houston Baptist	69 57	283	H	Houston Baptist	72 67								
341	H	Incarnate Word	58 44	227	A	Northwestern St.	69 61								
210	H	Nicholls St.	68 59	246	H	A&M-Corpus Christi	64 55								
183	H	Lamar	71 60	295	A	Sam Houston St.	64 65								

Non-Div I Games: Southern Ark. 73 50 St. Edward's 65 56 Tex. A&M-Kingsville 90 50

Stephen F. Austin

Average RPI Win:	213	WON-LOST	WINNING	LAST 10	STRENGTH OF	OPP. STRENGTH	TEAM	ADJ.	CONF.	ADJ CONF.
Average RPI Loss:	71	RECORD	PCT. RANK	GAMES	SCHEDULE	OF SCHEDULE	RPI	RPI	RPI	RPI
DIV. I ONLY	21- 7	36	8- 2	139	131	50	50	11	11	
DIV. I NON-CONF.	9- 3	60	0- 0	149	149	49	49	12	12	
TOTALS	RPI 1-25	RPI 26-50	W-L RECORDS	RPI 51-100	RPI 101-150	RPI 150+				
21- 7	0- 4	0- 0	OVERALL	0- 0	3- 2	18- 1				
11- 2	0- 1	0- 0	HOME	0- 0	2- 1	9- 0				
8- 5	0- 3	0- 0	AWAY	0- 0	0- 1	8- 1				
2- 0	0- 0	0- 0	NEUTRAL	0- 0	1- 0	1- 0				
9- 3	0- 2	0- 0	NON-CONFERENCE	0- 0	2- 0	7- 1				
4- 0	0- 0	0- 0	HOME	0- 0	1- 0	3- 0				
3- 3	0- 2	0- 0	AWAY	0- 0	0- 0	3- 1				
2- 0	0- 0	0- 0	NEUTRAL	0- 0	1- 0	1- 0				
12- 4	0- 2	0- 0	CONFERENCE	0- 0	1- 2	11- 0				
7- 2	0- 1	0- 0	HOME	0- 0	1- 1	6- 0				
5- 2	0- 1	0- 0	AWAY	0- 0	0- 1	5- 0				
0- 0	0- 0	0- 0	NEUTRAL	0- 0	0- 0	0- 0				

RPI 1-25				Team's RPI: 50		RPI 51-100				RPI 101+					
RPI	S	Opponent	Score	RPI	S	Opponent	Score	RPI	S	Opponent	Score	RPI	S	Opponent	Score
4	A	Baylor	42 96									117	N	Marist	57 50
16	A	FGCU	55 57									138	A	Northern Ky.	62 68
16	H	FGCU	39 61									138	H	Northern Ky.	73 56
25	A	South Fla.	62 78									138	H	Northern Ky.	52 53
												140	H	Texas St.	75 57
												161	A	Florida	54 59
												162	A	Kennesaw St.	70 58
												162	H	Kennesaw St.	75 64
												169	A	Indiana St.	62 52
												200	A	Jacksonville	73 67
												200	H	Jacksonville	73 47
												203	H	Campbell	76 63
												220	A	USC Upstate	92 66
												220	H	USC Upstate	67 44
												223	H	UNCW	72 55
												239	A	North Florida	67 38
												239	H	North Florida	77 45
												253	A	Lipscomb	82 77
												253	H	Lipscomb	103 75
												253	H	Lipscomb	92 69
												255	H	Bethune-Cookman	91 61
												271	A	UCF	67 49
												277	N	Utah St.	84 64
												282	A	Valparaiso	73 62
LAST 12 Division I GAMES:															
138	H	Northern Ky.	52 53	138	H	Northern Ky.	73 56								
253	H	Lipscomb	92 69	253	H	Lipscomb	103 75								
239	H	North Florida	77 45	16	H	FGCU	39 61								
200	A	Jacksonville	73 67	253	A	Lipscomb	82 77								
162	A	Kennesaw St.	70 58	138	A	Northern Ky.	62 68								
220	A	USC Upstate	92 66	220	H	USC Upstate	67 44								

Non-Div I Games: Webber Int'l 90 27 Warner 101 40

Stetson

Loss, Non-Conf, S Site, H Home A Away N Neutral

Stony Brook

Through Games Of March 11, 2015

Average RPI Win: 253	WON-LOST	WINNING	LAST 10	STRENGTH OF	OPP. STRENGTH	TEAM	ADJ.	CONF.	ADJ CONF.
Average RPI Loss: 151	RECORD	PCT. RANK	GAMES	SCHEDULE	OF SCHEDULE	RPI	RPI	RPI	RPI
DIV. I ONLY	17- 13	125	6- 4	285	251	189	189	23	23
DIV. I NON-CONF.	7- 6	154	0- 0	284	274	193	193	23	23
TOTALS	RPI 1-25	RPI 26-50	W-L RECORDS	RPI 51-100	RPI 101-150	RPI 150+			
17- 13	0- 1	0- 0	OVERALL	2- 5	0- 2	15- 5			
11- 3	0- 0	0- 0	HOME	2- 1	0- 1	9- 1			
6- 9	0- 1	0- 0	AWAY	0- 4	0- 1	6- 3			
0- 1	0- 0	0- 0	NEUTRAL	0- 0	0- 0	0- 1			
7- 6	0- 1	0- 0	NON-CONFERENCE	1- 2	0- 0	6- 3			
6- 0	0- 0	0- 0	HOME	1- 0	0- 0	5- 0			
1- 6	0- 1	0- 0	AWAY	0- 2	0- 0	1- 3			
0- 0	0- 0	0- 0	NEUTRAL	0- 0	0- 0	0- 0			
10- 7	0- 0	0- 0	CONFERENCE	1- 3	0- 2	9- 2			
5- 3	0- 0	0- 0	HOME	1- 1	0- 1	4- 1			
5- 3	0- 0	0- 0	AWAY	0- 2	0- 1	5- 0			
0- 1	0- 0	0- 0	NEUTRAL	0- 0	0- 0	0- 1			

RPI 1-25				RPI 26-50				RPI 51-100				RPI 101+				Team's RPI: 189	
RPI	S	Opponent	Score	RPI	S	Opponent	Score	RPI	S	Opponent	Score	RPI	S	Opponent	Score		
14	A	Duke	42 72					56	A	Iowa St.	64 74	145	A	Hartford	49 56		
								80	A	Albany (NY)	59 69	145	H	Hartford	58 60		
								80	H	Albany (NY)	68 64	195	A	Iona	62 73		
								90	H	Western Mich.	59 55	209	A	New Hampshire	60 52		
								95	A	Maine	49 57	209	H	New Hampshire	52 60		
								95	H	Maine	55 58	213	H	Lafayette	60 58		
								98	A	Army	59 68	218	A	UMass Lowell	64 60		
												218	H	UMass Lowell	62 36		
												252	A	St. Francis Brooklyn	55 57		
												259	A	UMBC	66 50		
												259	H	UMBC	74 41		
												259	N	UMBC	47 49		
												265	H	Norfolk St.	52 46		
												290	H	Columbia	82 68		
												293	A	Morgan St.	50 48		
												304	A	Vermont	74 62		
												304	H	Vermont	60 38		
												319	H	Bradley	79 63		
												325	A	Binghamton	68 59		
												325	H	Binghamton	67 54		
												326	A	Wagner	70 76		
												327	H	Saint Peter's	56 40		
LAST 12 Division I GAMES:																	
259	N	UMBC	47 49	259	H	UMBC	74 41										
145	A	Hartford	49 56	304	A	Vermont	74 62										
325	A	Binghamton	68 59	209	A	New Hampshire	60 52										
80	H	Albany (NY)	68 64	145	H	Hartford	58 60										
218	H	UMass Lowell	62 36	325	H	Binghamton	67 54										
95	A	Maine	49 57	218	A	UMass Lowell	64 60										

Non-Div I Games:

Stony Brook

Loss, Non-Conf, S Site, H Home A Away N Neutral

Average RPI Win:	144	WON-LOST	WINNING	LAST 10	STRENGTH OF	OPP. STRENGTH	TEAM	ADJ.	CONF.	ADJ CONF.
Average RPI Loss:	41	RECORD	PCT. RANK	GAMES	SCHEDULE	OF SCHEDULE	RPI	RPI	RPI	RPI
DIV. I ONLY	21- 9	59	6- 4	39	14	36	36	3	3	
DIV. I NON-CONF.	10- 3	52	0- 0	109	35	54	54	3	3	
TOTALS	RPI 1-25	RPI 26-50	W-L RECORDS	RPI 51-100	RPI 101-150	RPI 150+				
21- 9	1- 6	3- 0	OVERALL	4- 2	4- 0	9- 1				
13- 2	1- 1	1- 0	HOME	2- 1	3- 0	6- 0				
7- 3	0- 3	2- 0	AWAY	1- 0	1- 0	3- 0				
1- 4	0- 2	0- 0	NEUTRAL	1- 1	0- 0	0- 1				
10- 3	0- 2	1- 0	NON-CONFERENCE	2- 1	1- 0	6- 0				
7- 0	0- 0	0- 0	HOME	1- 0	1- 0	5- 0				
2- 0	0- 0	1- 0	AWAY	0- 0	0- 0	1- 0				
1- 3	0- 2	0- 0	NEUTRAL	1- 1	0- 0	0- 0				
11- 6	1- 4	2- 0	CONFERENCE	2- 1	3- 0	3- 1				
6- 2	1- 1	1- 0	HOME	1- 1	2- 0	1- 0				
5- 3	0- 3	1- 0	AWAY	1- 0	1- 0	2- 0				
0- 1	0- 0	0- 0	NEUTRAL	0- 0	0- 0	0- 1				

RPI	S	Opponent	Score	RPI	S	Opponent	Score	RPI	S	Opponent	Score	RPI	S	Opponent	Score
1	H	Notre Dame	74 85	41	A	Pittsburgh	68 60	67	H	Miami (FL)	71 85	109	H	Virginia	70 58
3	N	South Carolina	63 67	41	H	Pittsburgh	68 54	69	N	East Carolina	69 58	118	A	Boston College	64 46
4	N	Baylor	72 74	48	A	Duquesne	90 84	73	H	Fordham	59 42	118	H	Boston College	73 51
7	A	Louisville	58 78					77	N	Michigan St.	76 89	130	H	Cornell	76 59
10	A	Florida St.	52 62					82	H	North Carolina St.	66 49	165	H	Central Conn. St.	74 43
14	A	Duke	72 74					86	A	Georgia Tech	65 60	186	H	Wake Forest	73 62
17	H	North Carolina	61 56									186	N	Wake Forest	79 85
												199	A	Virginia Tech	59 51
												200	A	Jacksonville	77 61
												202	A	Clemson	60 55
												226	H	Penn St.	61 39
												262	H	Canisius	70 37
												304	H	Vermont	94 63
												339	H	N.C. Central	70 25
LAST 12 Division I GAMES:															
186	N	Wake Forest	79 85	86	A	Georgia Tech	65 60	17	H	North Carolina	61 56	10	A	Florida St.	52 62
202	A	Clemson	60 55	41	H	Pittsburgh	68 54	7	A	Louisville	58 78	82	H	North Carolina St.	66 49
41	H	Pittsburgh	68 54	118	H	Boston College	73 51	41	A	Pittsburgh	68 60				
199	A	Virginia Tech	59 51	67	H	Miami (FL)	71 85								

Non-Div I Games:

Syracuse

■ Loss, 
■ Non-Conf, S Site, 
■ Home 
■ Away 
N Neutral

Average RPI Win:	147	WON-LOST	WINNING	LAST 10	STRENGTH OF	OPP. STRENGTH	TEAM	ADJ.	CONF.	ADJ CONF.
Average RPI Loss:	46	RECORD	PCT. RANK	GAMES	SCHEDULE	OF SCHEDULE	RPI	RPI	RPI	RPI
DIV. I ONLY	17- 13	125	4- 6	34	34	74	74	1	1	
DIV. I NON-CONF.	8- 3	71	0- 0	201	233	129	129	1	1	
-----										
TOTALS	RPI 1-25	RPI 26-50	W-L RECORDS	RPI 51-100	RPI 101-150	RPI 150+				
17- 13	1- 6	2- 1	OVERALL	3- 5	4- 1	7- 0				
14- 3	1- 2	1- 1	HOME	3- 0	2- 0	7- 0				
2- 8	0- 3	1- 0	AWAY	0- 4	1- 1	0- 0				
1- 2	0- 1	0- 0	NEUTRAL	0- 1	1- 0	0- 0				
8- 3	0- 0	0- 1	NON-CONFERENCE	0- 2	1- 0	7- 0				
7- 1	0- 0	0- 1	HOME	0- 0	0- 0	7- 0				
0- 1	0- 0	0- 0	AWAY	0- 1	0- 0	0- 0				
1- 1	0- 0	0- 0	NEUTRAL	0- 1	1- 0	0- 0				
9- 10	1- 6	2- 0	CONFERENCE	3- 3	3- 1	0- 0				
7- 2	1- 2	1- 0	HOME	3- 0	2- 0	0- 0				
2- 7	0- 3	1- 0	AWAY	0- 3	1- 1	0- 0				
0- 1	0- 1	0- 0	NEUTRAL	0- 0	0- 0	0- 0				

RPI 1-25				RPI 26-50				RPI 51-100				Team's RPI: 74				RPI 101+			
RPI	S	Opponent	Score	RPI	S	Opponent	Score	RPI	S	Opponent	Score	RPI	S	Opponent	Score	RPI	S	Opponent	Score
4	A	Baylor	75 91	33	H	Texas A&M	71 82	56	A	Iowa St.	62 80	105	A	Kansas	80 63				
4	H	Baylor	67 89	45	A	Oklahoma St.	71 62	56	H	Iowa St.	86 84	105	H	Kansas	73 67				
21	A	Texas	45 79	45	H	Oklahoma St.	70 66	59	A	Georgia	53 62	123	N	Missouri St.	82 68				
21	H	Texas	64 59					65	A	Kansas St.	79 93	137	A	Texas Tech	37 52				
21	N	Texas	61 67					65	H	Kansas St.	67 47	137	H	Texas Tech	71 60				
22	A	Oklahoma	54 77					76	A	West Virginia	71 76	183	H	Lamar	72 68				
22	H	Oklahoma	81 97					76	H	West Virginia	73 63	190	H	Texas Southern	69 52				
								84	N	Colorado St.	62 76	247	H	Prairie View	56 50				
												254	H	SMU	73 63				
												273	H	UC Irvine	78 56				
												283	H	Houston Baptist	87 64				
												295	H	Sam Houston St.	79 55				
LAST 12 Division I GAMES:																			
21	N	Texas	61 67	22	A	Oklahoma	54 77												
21	A	Texas	45 79	65	A	Kansas St.	79 93												
65	H	Kansas St.	67 47	137	H	Texas Tech	71 60												
76	H	West Virginia	73 63	76	A	West Virginia	71 76												
4	A	Baylor	75 91	21	H	Texas	64 59												
105	H	Kansas	73 67	4	H	Baylor	67 89												

Non-Div I Games:

TCU

Average RPI Win:	224	WON-LOST	WINNING	LAST 10	STRENGTH OF	OPP. STRENGTH	TEAM	ADJ.	CONF.	ADJ CONF.
Average RPI Loss:	71	RECORD	PCT. RANK	GAMES	SCHEDULE	OF SCHEDULE	RPI	RPI	RPI	RPI
DIV. I ONLY	16- 16	172	6- 4	134	69	144	144	8	8	
DIV. I NON-CONF.	4- 9	243	0- 0	176	18	229	229	8	8	
TOTALS	RPI 1-25	RPI 26-50	W-L RECORDS	RPI 51-100	RPI 101-150	RPI 150+				
16- 16	0- 5	0- 1	OVERALL	2- 6	1- 2	13- 2				
8- 6	0- 3	0- 1	HOME	2- 1	0- 0	6- 1				
6- 8	0- 2	0- 0	AWAY	0- 4	0- 2	6- 0				
2- 2	0- 0	0- 0	NEUTRAL	0- 1	1- 0	1- 1				
4- 9	0- 1	0- 1	NON-CONFERENCE	0- 4	1- 1	3- 2				
1- 4	0- 1	0- 1	HOME	0- 1	0- 0	1- 1				
1- 4	0- 0	0- 0	AWAY	0- 3	0- 1	1- 0				
2- 1	0- 0	0- 0	NEUTRAL	0- 0	1- 0	1- 1				
12- 7	0- 4	0- 0	CONFERENCE	2- 2	0- 1	10- 0				
7- 2	0- 2	0- 0	HOME	2- 0	0- 0	5- 0				
5- 4	0- 2	0- 0	AWAY	0- 1	0- 1	5- 0				
0- 1	0- 0	0- 0	NEUTRAL	0- 1	0- 0	0- 0				

RPI S Opponent Score	RPI S Opponent Score	RPI S Opponent Score	RPI S Opponent Score
5 A UConn 58 92	42 H Rutgers 55 88	52 A Penn 50 52	105 A Kansas 56 76
5 H UConn 49 83		53 A Tulane 63 77	115 A Tulsa 67 75
10 H Florida St. 62 66		53 H Tulane 69 58	116 N Harvard 81 69
25 A South Fla. 53 79		69 H East Carolina 79 69	184 H La Salle 75 72
25 H South Fla. 58 70		69 N East Carolina 71 77	188 A Memphis 58 57
		73 H Fordham 64 71	188 H Memphis 84 61
		75 A Villanova 59 64	198 H Delaware 58 69
		87 A Saint Joseph's 74 78	201 N Alabama 51 58
			254 A SMU 55 39
			254 H SMU 77 64
			258 A Cincinnati 81 64
			258 H Cincinnati 83 50
			271 A UCF 71 54
			271 H UCF 72 57
			288 A Houston 56 45
			288 H Houston 72 60
			299 N Georgetown 81 58
			340 A Howard 78 48
LAST 12 Division I GAMES:			
69 N East Carolina 71 77	288 H Houston 72 60		
288 A Houston 56 45	115 A Tulsa 67 75		
69 H East Carolina 79 69	53 A Tulane 63 77		
254 A SMU 55 39	188 H Memphis 84 61		
25 A South Fla. 53 79	5 H UConn 49 83		
53 H Tulane 69 58	271 A UCF 71 54		

Non-Div I Games:

Temple

Loss, Non-Conf, S Site, H Home A Away N Neutral

## Tennessee

Through Games Of March 11, 2015

Average RPI Win:	91	WON-LOST	WINNING	LAST 10	STRENGTH OF	OPP. STRENGTH	TEAM	ADJ.	CONF.	ADJ CONF.
Average RPI Loss:	10	RECORD	PCT. RANK	GAMES	SCHEDULE	OF SCHEDULE	RPI	RPI	RPI	RPI
DIV. I ONLY	27- 5	20	8- 2	1	5	2	2	2	2	2
DIV. I NON-CONF.	10- 3	52	0- 0	5	21	4	4	4	4	4
TOTALS	RPI 1-25	RPI 26-50	W-L RECORDS	RPI 51-100	RPI 101-150	RPI 150+				
27- 5	5- 5	5- 0	OVERALL	8- 0	1- 0	8- 0				
16- 0	3- 0	3- 0	HOME	4- 0	1- 0	5- 0				
9- 4	1- 4	2- 0	AWAY	3- 0	0- 0	3- 0				
2- 1	1- 1	0- 0	NEUTRAL	1- 0	0- 0	0- 0				
10- 3	2- 3	2- 0	NON-CONFERENCE	1- 0	0- 0	5- 0				
8- 0	2- 0	1- 0	HOME	1- 0	0- 0	4- 0				
2- 3	0- 3	1- 0	AWAY	0- 0	0- 0	1- 0				
0- 0	0- 0	0- 0	NEUTRAL	0- 0	0- 0	0- 0				
17- 2	3- 2	3- 0	CONFERENCE	7- 0	1- 0	3- 0				
8- 0	1- 0	2- 0	HOME	3- 0	1- 0	1- 0				
7- 1	1- 1	1- 0	AWAY	3- 0	0- 0	2- 0				
2- 1	1- 1	0- 0	NEUTRAL	1- 0	0- 0	0- 0				

RPI	S	Opponent	Score	RPI	S	Opponent	Score	RPI	S	Opponent	Score	RPI	S	Opponent	Score
1	A	Notre Dame	77 88	29	H	Mississippi St.	79 67	52	H	Penn	97 52	103	H	Missouri	63 53
3	A	South Carolina	66 71	33	H	Texas A&M	81 58	58	H	LSU	75 58	151	A	Auburn	54 42
3	N	South Carolina	46 62	38	H	Wichita St.	54 51	59	A	Georgia	70 59	155	H	Tennessee St.	97 46
8	A	Kentucky	73 72	42	A	Rutgers	55 45	59	H	Georgia	59 51	157	H	Oral Roberts	91 39
8	H	Kentucky	72 58	44	A	Arkansas	60 51	59	N	Georgia	75 41	161	A	Florida	64 56
8	N	Kentucky	75 64					62	A	Vanderbilt	57 49	197	H	Winthrop	81 48
18	H	Stanford	59 40					62	H	Vanderbilt	79 49	201	H	Alabama	77 56
19	H	Oregon St.	74 63					100	A	Ole Miss	69 49	253	A	Lipscomb	85 51
20	A	Chattanooga	63 67									320	H	Saint Francis (PA)	111 44
21	A	Texas	59 72												
LAST 12 Division I GAMES:															
		3 N South Carolina	46 62			201 H Alabama	77 56								
		8 N Kentucky	75 64			8 H Kentucky	72 58								
		59 N Georgia	75 41			100 A Ole Miss	69 49								
		62 H Vanderbilt	79 49			161 A Florida	64 56								
		59 A Georgia	70 59			29 H Mississippi St.	79 67								
		3 A South Carolina	66 71			8 A Kentucky	73 72								

Non-Div I Games:

Tennessee

■ Loss, 
 ■ Non-Conf, S Site, 
 ■ Home 
 ■ Away 
 N Neutral

## Tennessee St.

Through Games Of March 11, 2015

Average RPI Win:	255	WON-LOST	WINNING	LAST 10	STRENGTH OF	OPP. STRENGTH	TEAM	ADJ.	CONF.	ADJ CONF.
Average RPI Loss:	136	RECORD	PCT. RANK	GAMES	SCHEDULE	OF SCHEDULE	RPI	RPI	RPI	RPI
DIV. I ONLY	18- 12	109	10- 0	209	270	155	155	26	26	
DIV. I NON-CONF.	3- 8	263	0- 0	114	76	218	218	26	26	
TOTALS	RPI 1-25	RPI 26-50	W-L RECORDS	RPI 51-100	RPI 101-150	RPI 150+				
18- 12	0- 2	0- 0	OVERALL	0- 2	1- 2	17- 6				
6- 8	0- 0	0- 0	HOME	0- 1	0- 2	6- 5				
9- 4	0- 0	0- 0	AWAY	0- 1	0- 0	9- 0				
3- 0	0- 0	0- 0	NEUTRAL	0- 0	1- 0	2- 0				
3- 8	0- 2	0- 0	NON-CONFERENCE	0- 2	0- 1	3- 3				
1- 5	0- 0	0- 0	HOME	0- 1	0- 1	1- 3				
2- 3	0- 2	0- 0	AWAY	0- 1	0- 0	2- 0				
0- 0	0- 0	0- 0	NEUTRAL	0- 0	0- 0	0- 0				
15- 4	0- 0	0- 0	CONFERENCE	0- 0	1- 1	14- 3				
5- 3	0- 0	0- 0	HOME	0- 0	0- 1	5- 2				
7- 1	0- 0	0- 0	AWAY	0- 0	0- 0	7- 1				
3- 0	0- 0	0- 0	NEUTRAL	0- 0	1- 0	2- 0				

RPI 1-25				RPI 26-50				RPI 51-100				RPI 101+ Team's RPI: 155			
RPI	S	Opponent	Score	RPI	S	Opponent	Score	RPI	S	Opponent	Score	RPI	S	Opponent	Score
2	A	Tennessee	46 97					78	H	Youngstown St.	66 73	112	H	Troy	71 75
8	A	Kentucky	75 87					82	A	North Carolina St.	55 84	134	H	UT Martin	58 64
												134	N	UT Martin	64 60
												162	H	Kennesaw St.	56 65
												171	A	Belmont	70 53
												171	H	Belmont	62 64
												176	A	SIUE	83 91
												176	N	SIUE	71 59
												200	H	Jacksonville	64 61
												207	A	Jacksonville St.	74 66
												207	H	Jacksonville St.	50 63
												239	H	North Florida	53 54
												245	A	Morehead St.	81 74
												245	H	Morehead St.	75 74
												245	N	Morehead St.	81 66
												246	A	A&M-Corpus Christi	72 61
												253	A	Lipscomb	73 55
												261	A	Austin Peay	81 78
												265	H	Norfolk St.	58 65
												289	A	Eastern Ky.	68 62
												289	H	Eastern Ky.	86 74
												302	H	Eastern Ill.	57 44
												317	H	Southeast Mo. St.	62 55
												331	A	Murray St.	76 72
												335	A	Tennessee Tech	66 57
												335	H	Tennessee Tech	67 64
LAST 12 Division I GAMES:															
				134	N	UT Martin	64 60					289	H	Eastern Ky.	86 74
				176	N	SIUE	71 59					335	A	Tennessee Tech	66 57
				245	N	Morehead St.	81 66					245	A	Morehead St.	81 74
				171	A	Belmont	70 53					289	A	Eastern Ky.	68 62
				245	H	Morehead St.	75 74					207	H	Jacksonville St.	50 63
				207	A	Jacksonville St.	74 66					134	H	UT Martin	58 64

Non-Div I Games:

Tennessee St.

■ Loss, 
 ■ Non-Conf, S Site, 
 ■ Home 
 ■ Away 
 N Neutral



Average RPI Win:	304	WON-LOST	WINNING	LAST 10	STRENGTH OF	OPP. STRENGTH	TEAM	ADJ.	CONF.	ADJ CONF.
Average RPI Loss:	196	RECORD	PCT. RANK	GAMES	SCHEDULE	OF SCHEDULE	RPI	RPI	RPI	RPI
DIV. I ONLY	6- 23	311	1- 9	325	262	335	335	26	26	
DIV. I NON-CONF.	3- 10	287	0- 0	333	160	324	324	26	26	
TOTALS	RPI 1-25	RPI 26-50	W-L RECORDS	RPI 51-100	RPI 101-150	RPI 150+				
6- 23	0- 0	0- 0	OVERALL	0- 3	0- 1	6- 19				
3- 8	0- 0	0- 0	HOME	0- 2	0- 1	3- 5				
2- 14	0- 0	0- 0	AWAY	0- 1	0- 0	2- 13				
1- 1	0- 0	0- 0	NEUTRAL	0- 0	0- 0	1- 1				
3- 10	0- 0	0- 0	NON-CONFERENCE	0- 3	0- 0	3- 7				
1- 2	0- 0	0- 0	HOME	0- 2	0- 0	1- 0				
1- 7	0- 0	0- 0	AWAY	0- 1	0- 0	1- 6				
1- 1	0- 0	0- 0	NEUTRAL	0- 0	0- 0	1- 1				
3- 13	0- 0	0- 0	CONFERENCE	0- 0	0- 1	3- 12				
2- 6	0- 0	0- 0	HOME	0- 0	0- 1	2- 5				
1- 7	0- 0	0- 0	AWAY	0- 0	0- 0	1- 7				
0- 0	0- 0	0- 0	NEUTRAL	0- 0	0- 0	0- 0				

RPI S	Opponent	Score	RPI S	Opponent	Score	RPI S	Opponent	Score	RPI S	Opponent	Score	Team's RPI: 335
						59	H Georgia	51 74	134	H UT Martin	59 79	
						66	H Middle Tenn.	76 98	155	A Tennessee St.	64 67	
						94	A Southern Miss.	58 80	155	H Tennessee St.	57 66	
									171	A Belmont	53 59	
									171	H Belmont	62 64	
									176	A SIUE	69 83	
									180	N N.C. A&T	49 54	
									186	A Wake Forest	62 89	
									192	A Mercer	67 73	
									202	A Clemson	61 76	
									207	A Jacksonville St.	58 67	
									207	H Jacksonville St.	54 70	
									229	A Georgia St.	60 72	
									245	A Morehead St.	82 90	
									245	H Morehead St.	54 64	
									253	A Lipscomb	53 72	
									261	H Austin Peay	75 71	
									282	A Valparaiso	61 79	
									289	A Eastern Ky.	84 71	
									289	H Eastern Ky.	93 97	
									293	N Morgan St.	62 56	
									302	A Eastern Ill.	59 67	
									317	A Southeast Mo. St.	66 68	
									318	H South Ala.	70 66	
									331	H Murray St.	74 69	
									333	A FIU	73 56	
LAST 12 Division I GAMES:												
289	A	Eastern Ky.	84	71	171	A	Belmont	53	59			
245	A	Morehead St.	82	90	245	H	Morehead St.	54	64			
171	H	Belmont	62	64	289	H	Eastern Ky.	93	97			
207	A	Jacksonville St.	58	67	155	A	Tennessee St.	64	67			
155	H	Tennessee St.	57	66	317	A	Southeast Mo. St.	66	68			
207	H	Jacksonville St.	54	70	134	H	UT Martin	59	79			

Non-Div I Games:

Tennessee Tech

Average RPI Win:	281	WON-LOST	WINNING	LAST 10	STRENGTH OF	OPP. STRENGTH	TEAM	ADJ.	CONF.	ADJ CONF.
Average RPI Loss:	142	RECORD	PCT. RANK	GAMES	SCHEDULE	OF SCHEDULE	RPI	RPI	RPI	RPI
DIV. I ONLY	15- 13	152	7- 3	248	295	204	204	30	30	
DIV. I NON-CONF.	5- 8	213	1- 0	97	156	191	191	30	30	
TOTALS	RPI 1-25	RPI 26-50	W-L RECORDS	RPI 51-100	RPI 101-150	RPI 150+				
15- 13	0- 2	0- 2	OVERALL	1- 0	2- 5	12- 4				
9- 3	0- 0	0- 0	HOME	0- 0	2- 1	7- 2				
4- 9	0- 2	0- 1	AWAY	0- 0	0- 4	4- 2				
2- 1	0- 0	0- 1	NEUTRAL	1- 0	0- 0	1- 0				
5- 8	0- 2	0- 2	NON-CONFERENCE	1- 0	1- 2	3- 2				
4- 1	0- 0	0- 0	HOME	0- 0	1- 0	3- 1				
0- 6	0- 2	0- 1	AWAY	0- 0	0- 2	0- 1				
1- 1	0- 0	0- 1	NEUTRAL	1- 0	0- 0	0- 0				
10- 5	0- 0	0- 0	CONFERENCE	0- 0	1- 3	9- 2				
5- 2	0- 0	0- 0	HOME	0- 0	1- 1	4- 1				
4- 3	0- 0	0- 0	AWAY	0- 0	0- 2	4- 1				
1- 0	0- 0	0- 0	NEUTRAL	0- 0	0- 0	1- 0				

RPI 1-25				RPI 26-50				RPI 51-100				RPI 101+ Team's RPI: 204			
RPI	S	Opponent	Score	RPI	S	Opponent	Score	RPI	S	Opponent	Score	RPI	S	Opponent	Score
4	A	Baylor	42 96	33	N	Texas A&M	61 63	92	N	New Mexico	61 59	111	H	Eastern Mich.	81 75
21	A	Texas	45 72	37	A	DePaul	70 93					125	A	Bakersfield	72 87
												125	H	Bakersfield	77 60
												132	A	New Mexico St.	60 80
												132	H	New Mexico St.	71 74
												137	A	Texas Tech	42 50
												141	A	VCU	43 64
												246	H	A&M-Corpus Christi	57 60
												274	A	Grand Canyon	54 69
												274	H	Grand Canyon	63 75
												283	H	Houston Baptist	75 72
												296	A	NJIT	54 59
												296	H	NJIT	54 53
												300	A	Seattle	70 60
												300	H	Seattle	80 58
												329	A	Utah Valley	59 52
												329	H	Utah Valley	57 55
												341	H	Incarinate Word	65 61
												342	A	UMKC	84 82
												342	H	UMKC	69 51
												342	N	UMKC	61 50
												343	A	Chicago St.	75 60
												343	H	Chicago St.	66 57
LAST 12 Division I GAMES:															
				342	N	UMKC	61 50	300	A	Seattle	70 60				
				342	A	UMKC	84 82	125	A	Bakersfield	72 87				
				132	A	New Mexico St.	60 80	343	H	Chicago St.	66 57				
				329	H	Utah Valley	57 55	342	H	UMKC	69 51				
				274	H	Grand Canyon	63 75	132	H	New Mexico St.	71 74				
				296	H	NJIT	54 53	274	A	Grand Canyon	54 69				

Non-Div I Games: Tex. A&M-Kingsville86 36 Concordia (TX) 72 31 Texas Lutheran 71 47

Tex.-Pan American

Loss, Non-Conf, S Site, H Home A Away N Neutral

Average RPI Win:	110	WON-LOST	WINNING	LAST 10	STRENGTH OF	OPP. STRENGTH	TEAM	ADJ.	CONF.	ADJ CONF.
Average RPI Loss:	41	RECORD	PCT. RANK	GAMES	SCHEDULE	OF SCHEDULE	RPI	RPI	RPI	RPI
DIV. I ONLY	22- 10	66	7- 3	8	8	21	21	1	1	
DIV. I NON-CONF.	11- 0	1	0- 0	39	70	3	3	1	1	
TOTALS	RPI 1-25	RPI 26-50	W-L RECORDS	RPI 51-100	RPI 101-150	RPI 150+				
22- 10	4- 4	2- 1	OVERALL	6- 5	4- 0	6- 0				
15- 2	2- 1	1- 0	HOME	4- 1	2- 0	6- 0				
4- 7	1- 2	0- 1	AWAY	1- 4	2- 0	0- 0				
3- 1	1- 1	1- 0	NEUTRAL	1- 0	0- 0	0- 0				
11- 0	2- 0	1- 0	NON-CONFERENCE	2- 0	0- 0	6- 0				
8- 0	1- 0	0- 0	HOME	1- 0	0- 0	6- 0				
2- 0	1- 0	0- 0	AWAY	1- 0	0- 0	0- 0				
1- 0	0- 0	1- 0	NEUTRAL	0- 0	0- 0	0- 0				
11- 10	2- 4	1- 1	CONFERENCE	4- 5	4- 0	0- 0				
7- 2	1- 1	1- 0	HOME	3- 1	2- 0	0- 0				
2- 7	0- 2	0- 1	AWAY	0- 4	2- 0	0- 0				
2- 1	1- 1	0- 0	NEUTRAL	1- 0	0- 0	0- 0				

RPI	S	Opponent	Score	RPI	S	Opponent	Score	RPI	S	Opponent	Score	RPI	S	Opponent	Score
2	H	Tennessee	72 59	33	N	Texas A&M	67 65	56	A	Iowa St.	57 59	105	A	Kansas	74 63
4	A	Baylor	58 75	45	A	Oklahoma St.	60 66	56	H	Iowa St.	57 58	105	H	Kansas	60 46
4	H	Baylor	68 70	45	H	Oklahoma St.	59 42	65	A	Kansas St.	57 66	137	A	Texas Tech	62 59
4	N	Baylor	64 75					65	H	Kansas St.	76 58	137	H	Texas Tech	55 44
18	A	Stanford	87 81					74	A	TCU	59 64	172	H	UTSA	68 48
22	A	Oklahoma	59 70					74	H	TCU	79 45	204	H	Tex.-Pan American	72 45
22	H	Oklahoma	84 81					74	N	TCU	67 61	211	H	McNeese St.	76 59
22	N	Oklahoma	59 46					76	A	West Virginia	69 76	227	H	Northwestern St.	74 34
								76	H	West Virginia	61 55	231	H	Southern U.	80 42
								92	H	New Mexico	86 37	268	H	Rice	77 54
								93	A	UCLA	75 65				
LAST 12 Division I GAMES:															
		4 N Baylor	64 75			137 A Texas Tech	62 59								
		22 N Oklahoma	59 46			65 H Kansas St.	76 58								
		74 N TCU	67 61			105 A Kansas	74 63								
		74 H TCU	79 45			45 A Oklahoma St.	60 66								
		76 A West Virginia	69 76			4 H Baylor	68 70								
		45 H Oklahoma St.	59 42			65 A Kansas St.	57 66								

Non-Div I Games:

Texas

■ Loss, 
 ■ Non-Conf, S Site, 
 ■ Home 
 ■ Away 
 N Neutral

Average RPI Win: 145		WON-LOST	WINNING	LAST 10	STRENGTH OF	OPP. STRENGTH	TEAM	ADJ.	CONF.	ADJ CONF.
Average RPI Loss: 40		RECORD	PCT. RANK	GAMES	SCHEDULE	OF SCHEDULE	RPI	RPI	RPI	RPI
DIV. I ONLY		23- 9	48	6- 4	49	27	33	33	2	2
DIV. I NON-CONF.		12- 2	26	0- 0	159	84	43	43	4	4
TOTALS		RPI 1-25	RPI 26-50		W-L RECORDS		RPI 51-100	RPI 101-150	RPI 150+	
23- 9	2- 3	3- 2		OVERALL		5- 3	1- 1		12- 0	
14- 1	1- 0	1- 0		HOME		3- 0	0- 1		9- 0	
6- 6	1- 2	2- 2		AWAY		1- 2	1- 0		1- 0	
3- 2	0- 1	0- 0		NEUTRAL		1- 1	0- 0		2- 0	
12- 2	1- 1	1- 1		NON-CONFERENCE		2- 0	0- 0		8- 0	
7- 0	1- 0	0- 0		HOME		0- 0	0- 0		6- 0	
3- 1	0- 0	1- 1		AWAY		1- 0	0- 0		1- 0	
2- 1	0- 1	0- 0		NEUTRAL		1- 0	0- 0		1- 0	
11- 7	1- 2	2- 1		CONFERENCE		3- 3	1- 1		4- 0	
7- 1	0- 0	1- 0		HOME		3- 0	0- 1		3- 0	
3- 5	1- 2	1- 1		AWAY		0- 2	1- 0		0- 0	
1- 1	0- 0	0- 0		NEUTRAL		0- 1	0- 0		1- 0	

RPI	S	Opponent	Score	RPI	S	Opponent	Score	Team's RPI: 33	RPI	S	Opponent	Score	RPI	S	Opponent	Score
2	A	Tennessee	58 81	29	A	Mississippi St.	61 63		58	A	LSU	63 80	103	A	Missouri	55 48
3	A	South Carolina	61 79	31	A	Washington	49 70		58	H	LSU	55 48	103	H	Missouri	69 70
8	A	Kentucky	81 69	37	A	DePaul	76 68		58	N	LSU	65 71	151	H	Auburn	78 45
14	H	Duke	63 59	44	A	Arkansas	52 50		59	A	Georgia	51 54	151	N	Auburn	57 47
21	N	Texas	65 67	44	H	Arkansas	59 55		62	H	Vanderbilt	75 61	161	H	Florida	66 46
									74	A	TCU	82 71	201	H	Alabama	70 49
									92	N	New Mexico	66 52	204	N	Tex.-Pan American	63 61
									100	H	Ole Miss	58 49	211	H	McNeese St.	93 27
													227	H	Northwestern St.	75 42
													247	H	Prairie View	59 41
													254	A	SMU	70 62
													268	H	Rice	76 55
													288	H	Houston	94 55
													330	H	North Texas	75 38
LAST 12 Division I GAMES:																
				58	N	LSU	65 71		201	H	Alabama	70 49				
				151	N	Auburn	57 47		44	H	Arkansas	59 55				
				58	A	LSU	63 80		29	A	Mississippi St.	61 63				
				103	H	Missouri	69 70		103	A	Missouri	55 48				
				161	H	Florida	66 46		151	H	Auburn	78 45				
				8	A	Kentucky	81 69		3	A	South Carolina	61 79				

Non-Div I Games:

Texas A&amp;M

■ Loss, 
■ Non-Conf, S Site, 
■ Home 
■ Away 
N Neutral

## Texas Southern

Through Games Of March 11, 2015

Average RPI Win:	298	WON-LOST	WINNING	LAST 10	STRENGTH OF	OPP. STRENGTH	TEAM	ADJ.	CONF.	ADJ CONF.
Average RPI Loss:	165	RECORD	PCT. RANK	GAMES	SCHEDULE	OF SCHEDULE	RPI	RPI	RPI	RPI
DIV. I ONLY	19- 10	82	9- 1	337	339	190	190	32	32	
DIV. I NON-CONF.	3- 8	263	0- 0	229	136	241	241	31	31	
TOTALS	RPI 1-25	RPI 26-50	W-L RECORDS	RPI 51-100	RPI 101-150	RPI 150+				
19- 10	0- 0	0- 1	OVERALL	0- 2	0- 2	19- 5				
9- 2	0- 0	0- 0	HOME	0- 0	0- 1	9- 1				
9- 8	0- 0	0- 0	AWAY	0- 1	0- 0	9- 0				
1- 0	0- 0	0- 0	NEUTRAL	0- 0	0- 0	1- 0				
3- 8	0- 0	0- 1	NON-CONFERENCE	0- 2	0- 2	3- 3				
1- 1	0- 0	0- 0	HOME	0- 0	0- 1	1- 0				
1- 7	0- 0	0- 1	AWAY	0- 2	0- 1	1- 3				
1- 0	0- 0	0- 0	NEUTRAL	0- 0	0- 0	1- 0				
16- 2	0- 0	0- 0	CONFERENCE	0- 0	0- 0	16- 2				
8- 1	0- 0	0- 0	HOME	0- 0	0- 0	8- 1				
8- 1	0- 0	0- 0	AWAY	0- 0	0- 0	8- 1				
0- 0	0- 0	0- 0	NEUTRAL	0- 0	0- 0	0- 0				

RPI S	Opponent	Score	RPI S	Opponent	Score	RPI S	Opponent	Score	RPI S	Opponent	Score	Team's RPI: 190
45	A Oklahoma St.	58 77	74	A TCU	52 69	105	A Kansas	44 69	115	H Tulsa	64 67	
			83	A CSUN	50 63	211	A McNeese St.	70 74	216	N IUPUI	71 61	
						231	A Southern U.	62 48	231	H Southern U.	0 2	
						246	A A&M-Corpus Christi	63 68	247	A Prairie View	61 63	
						247	H Prairie View	70 55	268	H Rice	69 63	
						272	A Jackson St.	54 46	272	H Jackson St.	70 53	
						276	A Alabama St.	64 52	276	H Alabama St.	67 51	
						283	A Houston Baptist	92 80	295	A Sam Houston St.	54 61	
						312	A Grambling	67 38	312	H Grambling	74 33	
						313	A Alcorn	75 66	313	H Alcorn	73 55	
						337	A Ark.-Pine Bluff	74 45	337	H Ark.-Pine Bluff	73 58	
						346	A Alabama A&M	83 46	346	H Alabama A&M	67 54	
						349	A Mississippi Val.	63 52	349	H Mississippi Val.	70 46	
						349	A Mississippi Val.	63 52				
LAST 12 Division I GAMES:												
231	H Southern U.	0 2	272	A Jackson St.	54 46							
313	H Alcorn	73 55	312	A Grambling	67 38							
346	A Alabama A&M	83 46	247	H Prairie View	70 55							
276	A Alabama St.	64 52	346	H Alabama A&M	67 54							
349	H Mississippi Val.	70 46	276	H Alabama St.	67 51							
337	H Ark.-Pine Bluff	73 58	349	A Mississippi Val.	63 52							

Non-Div I Games:

Texas Southern

■ Loss, 
 ■ Non-Conf, S Site, 
 ■ Home 
 ■ Away 
 N Neutral

Average RPI Win:	207	WON-LOST	WINNING	LAST 10	STRENGTH OF	OPP. STRENGTH	TEAM	ADJ.	CONF.	ADJ CONF.
Average RPI Loss:	126	RECORD	PCT. RANK	GAMES	SCHEDULE	OF SCHEDULE	RPI	RPI	RPI	RPI
DIV. I ONLY	15- 13	152	5- 5	164	143	140	140	13	13	
DIV. I NON-CONF.	3- 4	197	0- 0	134	170	155	155	13	13	
TOTALS	RPI 1-25	RPI 26-50	W-L RECORDS	RPI 51-100	RPI 101-150	RPI 150+				
15- 13	0- 0	1- 5	OVERALL	0- 0	1- 4	13- 4				
8- 4	0- 0	1- 1	HOME	0- 0	0- 2	7- 1				
5- 9	0- 0	0- 4	AWAY	0- 0	1- 2	4- 3				
2- 0	0- 0	0- 0	NEUTRAL	0- 0	0- 0	2- 0				
3- 4	0- 0	0- 2	NON-CONFERENCE	0- 0	0- 1	3- 1				
1- 1	0- 0	0- 0	HOME	0- 0	0- 0	1- 1				
1- 3	0- 0	0- 2	AWAY	0- 0	0- 1	1- 0				
1- 0	0- 0	0- 0	NEUTRAL	0- 0	0- 0	1- 0				
12- 9	0- 0	1- 3	CONFERENCE	0- 0	1- 3	10- 3				
7- 3	0- 0	1- 1	HOME	0- 0	0- 2	6- 0				
4- 6	0- 0	0- 2	AWAY	0- 0	1- 1	3- 3				
1- 0	0- 0	0- 0	NEUTRAL	0- 0	0- 0	1- 0				

RPI S	Opponent	Score	RPI S	Opponent	Score	RPI S	Opponent	Score	RPI S	Opponent	Score	Team's RPI: 140
32	A UALR	43 70	32	H UALR	45 65		112	A Troy	74 72			
45	A Oklahoma St.	37 64	47	A Arkansas St.	48 68		112	H Troy	59 75			
47	A Arkansas St.	83 74	47	H Arkansas St.	83 74		137	A Texas Tech	77 81			
50	A Stetson	57 75	50	A Stetson	57 75		142	A La.-Lafayette	41 64			
LAST 12 Division I GAMES:												
163	N Texas-Arlington	52 46	229	H Georgia St.	71 61		142	H La.-Lafayette	81 83			
219	A La.-Monroe	84 90	163	H Texas-Arlington	65 58		163	A Texas-Arlington	60 53			
173	A Appalachian St.	55 61	32	A UALR	43 70		163	H Texas-Arlington	65 58			
47	H Arkansas St.	83 74	318	A South Ala.	46 44		163	N Texas-Arlington	52 46			
112	H Troy	59 75	142	H La.-Lafayette	81 83		172	A UTSA	57 53			
142	A La.-Lafayette	41 64	173	H Appalachian St.	67 58		173	A Appalachian St.	55 61			
			173	H Appalachian St.	67 58		173	H Appalachian St.	67 58			
							183	H Lamar	79 72			
							219	A La.-Monroe	84 90			
							219	H La.-Monroe	70 64			
							229	A Georgia St.	69 74			
							229	H Georgia St.	71 61			
							255	N Bethune-Cookman	51 40			
							283	H Houston Baptist	56 61			
							297	A Ga. Southern	79 65			
							297	H Ga. Southern	67 57			
							318	A South Ala.	46 44			
							318	H South Ala.	63 42			

Non-Div I Games: Tex. A&amp;M Int'l 83 65 Tex. A&amp;M-Commerce 74 69

Texas St.

Loss, Non-Conf, S Site, H Home A Away N Neutral

Average RPI Win:	174	WON-LOST	WINNING	LAST 10	STRENGTH OF	OPP. STRENGTH	TEAM	ADJ.	CONF.	ADJ CONF.
Average RPI Loss:	55	RECORD	PCT. RANK	GAMES	SCHEDULE	OF SCHEDULE	RPI	RPI	RPI	RPI
DIV. I ONLY	15- 16	183	2- 8	50	51	137	137	1	1	
DIV. I NON-CONF.	10- 2	31	0- 0	243	275	100	100	1	1	
TOTALS	RPI 1-25	RPI 26-50	W-L RECORDS	RPI 51-100	RPI 101-150	RPI 150+				
15- 16	0- 6	0- 2	OVERALL	5- 5	1- 3	9- 0				
13- 6	0- 3	0- 1	HOME	3- 1	1- 1	9- 0				
2- 7	0- 3	0- 1	AWAY	2- 2	0- 1	0- 0				
0- 3	0- 0	0- 0	NEUTRAL	0- 2	0- 1	0- 0				
10- 2	0- 0	0- 0	NON-CONFERENCE	0- 1	1- 1	9- 0				
10- 0	0- 0	0- 0	HOME	0- 0	1- 0	9- 0				
0- 0	0- 0	0- 0	AWAY	0- 0	0- 0	0- 0				
0- 2	0- 0	0- 0	NEUTRAL	0- 1	0- 1	0- 0				
5- 14	0- 6	0- 2	CONFERENCE	5- 4	0- 2	0- 0				
3- 6	0- 3	0- 1	HOME	3- 1	0- 1	0- 0				
2- 7	0- 3	0- 1	AWAY	2- 2	0- 1	0- 0				
0- 1	0- 0	0- 0	NEUTRAL	0- 1	0- 0	0- 0				

RPI 1-25				RPI 26-50				RPI 51-100				RPI 101+ Team's RPI: 137			
RPI	S	Opponent	Score	RPI	S	Opponent	Score	RPI	S	Opponent	Score	RPI	S	Opponent	Score
4	A	Baylor	65 75	45	A	Oklahoma St.	35 66	56	A	Iowa St.	47 59	105	A	Kansas	67 71
4	H	Baylor	60 67	45	H	Oklahoma St.	44 47	56	H	Iowa St.	71 58	105	H	Kansas	66 68
21	A	Texas	44 55					65	A	Kansas St.	74 68	133	N	Purdue	53 69
21	H	Texas	59 62					65	H	Kansas St.	38 41	140	H	Texas St.	81 77
22	A	Oklahoma	64 70					74	A	TCU	60 71	172	H	UTSA	64 48
22	H	Oklahoma	58 75					74	H	TCU	52 37	204	H	Tex.-Pan American	50 42
								76	A	West Virginia	55 45	207	H	Jacksonville St.	67 59
								76	H	West Virginia	73 57	210	H	Nicholls St.	76 49
								76	N	West Virginia	40 59	215	H	Arizona	57 54
								82	N	North Carolina St.	42 75	257	H	Abilene Christian	61 44
												283	H	Houston Baptist	60 59
												288	H	Houston	60 54
												293	H	Morgan St.	65 57
LAST 12 Division I GAMES:															
76	N	West Virginia	40 59	65	A	Kansas St.	74 68								
4	A	Baylor	65 75	56	H	Iowa St.	71 58								
45	H	Oklahoma St.	44 47	74	A	TCU	60 71								
56	A	Iowa St.	47 59	105	A	Kansas	67 71								
21	H	Texas	59 62	65	H	Kansas St.	38 41								
4	H	Baylor	60 67	76	H	West Virginia	73 57								

Non-Div I Games:

Texas Tech

## Texas-Arlington

Through Games Of March 11, 2015

Average RPI Win:	237	WON-LOST	WINNING	LAST 10	STRENGTH OF	OPP. STRENGTH	TEAM	ADJ.	CONF.	ADJ CONF.
Average RPI Loss:	108	RECORD	PCT. RANK	GAMES	SCHEDULE	OF SCHEDULE	RPI	RPI	RPI	RPI
DIV. I ONLY	15- 13	152	6- 4	194	166	163	163	13	13	
DIV. I NON-CONF.	4- 3	136	0- 0	184	305	140	140	13	13	
TOTALS	RPI 1-25	RPI 26-50	W-L RECORDS	RPI 51-100	RPI 101-150	RPI 150+				
15- 13	0- 0	0- 5	OVERALL	0- 1	3- 4	12- 3				
8- 5	0- 0	0- 2	HOME	0- 0	2- 1	6- 2				
7- 7	0- 0	0- 1	AWAY	0- 0	1- 0	6- 1				
0- 1	0- 0	0- 0	NEUTRAL	0- 0	0- 1	0- 0				
4- 3	0- 0	0- 1	NON-CONFERENCE	0- 1	0- 0	4- 1				
2- 1	0- 0	0- 0	HOME	0- 0	0- 0	2- 1				
2- 2	0- 0	0- 1	AWAY	0- 1	0- 0	2- 0				
0- 0	0- 0	0- 0	NEUTRAL	0- 0	0- 0	0- 0				
11- 10	0- 0	0- 4	CONFERENCE	0- 0	3- 4	8- 2				
6- 4	0- 0	0- 2	HOME	0- 0	2- 1	4- 1				
5- 5	0- 0	0- 2	AWAY	0- 0	1- 2	4- 1				
0- 1	0- 0	0- 0	NEUTRAL	0- 0	0- 1	0- 0				

RPI 1-25				RPI 26-50				RPI 51-100				RPI 101+				Team's RPI: 163	
RPI	S	Opponent	Score	RPI	S	Opponent	Score	RPI	S	Opponent	Score	RPI	S	Opponent	Score		
				32	A	UALR	38 66	65	A	Kansas St.	41 45	112	A	Troy	63 70		
				32	H	UALR	38 48					112	H	Troy	70 67		
				38	A	Wichita St.	61 71					140	A	Texas St.	58 65		
				47	A	Arkansas St.	62 67					140	H	Texas St.	53 60		
				47	H	Arkansas St.	77 80					140	N	Texas St.	46 52		
												142	A	La.-Lafayette	57 51		
												142	H	La.-Lafayette	56 42		
												172	H	UTSA	55 63		
												173	A	Appalachian St.	61 53		
												173	H	Appalachian St.	55 45		
												219	A	La.-Monroe	51 56		
												219	H	La.-Monroe	51 63		
												229	A	Georgia St.	45 39		
												229	H	Georgia St.	57 45		
												246	A	A&M-Corpus Christi	42 28		
												266	H	Northern Ariz.	80 62		
												283	H	Houston Baptist	83 73		
												297	A	Ga. Southern	66 41		
												297	H	Ga. Southern	64 52		
												318	A	South Ala.	63 46		
												318	H	South Ala.	59 49		
												330	A	North Texas	46 38		
LAST 12 Division I GAMES:																	
				140	N	Texas St.	46 52					173	H	Appalachian St.	55 45		
				173	A	Appalachian St.	61 53					318	A	South Ala.	63 46		
				297	A	Ga. Southern	66 41					140	A	Texas St.	58 65		
				32	H	UALR	38 48					142	A	La.-Lafayette	57 51		
				47	A	Arkansas St.	62 67					112	H	Troy	70 67		
				142	H	La.-Lafayette	56 42					229	H	Georgia St.	57 45		

Non-Div I Games: Missouri Valley 90 32 McMurry 82 25

Texas-Arlington

■ Loss, 
 ■ Non-Conf, S Site, 
 ■ Home 
 ■ Away 
 N Neutral



Average RPI Win:	193	WON-LOST	WINNING	LAST 10	STRENGTH OF	OPP. STRENGTH	TEAM	ADJ.	CONF.	ADJ CONF.
Average RPI Loss:	118	RECORD	PCT. RANK	GAMES	SCHEDULE	OF SCHEDULE	RPI	RPI	RPI	RPI
DIV. I ONLY	17- 13	125	6- 4	135	144	121	121	15	15	
DIV. I NON-CONF.	6- 4	132	0- 0	195	78	120	120	17	17	
TOTALS	RPI 1-25	RPI 26-50	W-L RECORDS	RPI 51-100	RPI 101-150	RPI 150+				
17- 13	0- 1	0- 0	OVERALL	2- 3	3- 7	12- 2				
9- 4	0- 0	0- 0	HOME	1- 1	1- 2	7- 1				
4- 8	0- 1	0- 0	AWAY	1- 2	1- 4	2- 1				
4- 1	0- 0	0- 0	NEUTRAL	0- 0	1- 1	3- 0				
6- 4	0- 1	0- 0	NON-CONFERENCE	0- 0	1- 2	5- 1				
2- 1	0- 0	0- 0	HOME	0- 0	0- 0	2- 1				
0- 3	0- 1	0- 0	AWAY	0- 0	0- 2	0- 0				
4- 0	0- 0	0- 0	NEUTRAL	0- 0	1- 0	3- 0				
11- 9	0- 0	0- 0	CONFERENCE	2- 3	2- 5	7- 1				
7- 3	0- 0	0- 0	HOME	1- 1	1- 2	5- 0				
4- 5	0- 0	0- 0	AWAY	1- 2	1- 2	2- 1				
0- 1	0- 0	0- 0	NEUTRAL	0- 0	0- 1	0- 0				

RPI 1-25				RPI 26-50				RPI 51-100				RPI 101+ Team's RPI: 121			
RPI	S	Opponent	Score	RPI	S	Opponent	Score	RPI	S	Opponent	Score	RPI	S	Opponent	Score
13	A	Dayton	57 79					57	A	Ohio	58 65	104	A	Cleveland St.	71 81
								81	A	Akron	56 82	109	N	Virginia	64 62
								81	H	Akron	101 102	111	A	Eastern Mich.	81 72
								90	A	Western Mich.	65 46	111	H	Eastern Mich.	61 75
								90	H	Western Mich.	67 57	111	N	Eastern Mich.	57 74
												119	A	Ball St.	55 71
												119	H	Ball St.	61 69
												133	A	Purdue	48 66
												139	A	Buffalo	61 68
												139	H	Buffalo	75 63
												164	N	Southern Ill.	64 48
												166	H	St. Bonaventure	64 58
												174	A	Central Mich.	61 46
												174	H	Central Mich.	62 53
												193	H	Idaho	80 67
												215	N	Arizona	69 54
												222	H	Detroit	72 83
												250	A	Northern Ill.	64 68
												250	H	Northern Ill.	73 57
												275	H	Miami (OH)	63 53
												275	H	Miami (OH)	62 47
												285	H	Kent St.	67 49
												287	N	Nevada	65 56
												291	A	Bowling Green	64 48
LAST 12 Division I GAMES:															
				111	N	Eastern Mich.	57 74					111	A	Eastern Mich.	81 72
				275	H	Miami (OH)	62 47					250	H	Northern Ill.	73 57
				119	A	Ball St.	55 71					81	A	Akron	56 82
				250	A	Northern Ill.	64 68					174	A	Central Mich.	61 46
				174	H	Central Mich.	62 53					119	H	Ball St.	61 69
				90	H	Western Mich.	67 57					139	A	Buffalo	61 68

Non-Div I Games: Wis.-Parkside 70 43

Toledo

■ Loss, 
■ Non-Conf, S Site, 
■ Home 
■ Away 
N Neutral

Average RPI Win:	260	WON-LOST	WINNING	LAST 10	STRENGTH OF	OPP. STRENGTH	TEAM	ADJ.	CONF.	ADJ CONF.
Average RPI Loss:	127	RECORD	PCT. RANK	GAMES	SCHEDULE	OF SCHEDULE	RPI	RPI	RPI	RPI
DIV. I ONLY	10- 20	260	2- 8	189	123	243	243	14	14	
DIV. I NON-CONF.	4- 8	234	0- 0	191	150	230	230	11	11	
TOTALS	RPI 1-25	RPI 26-50	W-L RECORDS	RPI 51-100	RPI 101-150	RPI 150+				
10- 20	0- 2	0- 2	OVERALL	0- 2	0- 5	10- 9				
6- 7	0- 1	0- 1	HOME	0- 1	0- 2	6- 2				
4- 11	0- 1	0- 1	AWAY	0- 1	0- 2	4- 5				
0- 2	0- 0	0- 0	NEUTRAL	0- 0	0- 1	0- 1				
4- 8	0- 2	0- 0	NON-CONFERENCE	0- 0	0- 1	4- 5				
2- 2	0- 1	0- 0	HOME	0- 0	0- 0	2- 1				
2- 4	0- 1	0- 0	AWAY	0- 0	0- 0	2- 3				
0- 2	0- 0	0- 0	NEUTRAL	0- 0	0- 1	0- 1				
6- 12	0- 0	0- 2	CONFERENCE	0- 2	0- 4	6- 4				
4- 5	0- 0	0- 1	HOME	0- 1	0- 2	4- 1				
2- 7	0- 0	0- 1	AWAY	0- 1	0- 2	2- 3				
0- 0	0- 0	0- 0	NEUTRAL	0- 0	0- 0	0- 0				

RPI	S	Opponent	Score	RPI	S	Opponent	Score	RPI	S	Opponent	Score	RPI	S	Opponent	Score	Team's RPI: 243
6	A	Maryland	52 81	28	A	James Madison	66 67	64	A	Drexel	45 50	101	A	Elon	43 58	
11	H	George Washington	48 82	28	H	James Madison	64 79	64	H	Drexel	52 66	101	H	Elon	70 84	
												102	A	Hofstra	48 62	
												102	H	Hofstra	42 58	
												136	N	Rhode Island	49 60	
												175	A	William & Mary	56 68	
												175	H	William & Mary	77 69	
												182	H	North Dakota	52 54	
												184	N	La Salle	49 62	
												186	A	Wake Forest	64 74	
												196	A	Navy	51 55	
												198	A	Delaware	54 72	
												198	H	Delaware	56 49	
												223	A	UNCW	63 71	
												223	H	UNCW	71 73	
												226	A	Penn St.	64 71	
												236	H	George Mason	72 70	
												259	A	UMBC	59 54	
												278	H	Rider	53 51	
												281	A	Col. of Charleston	56 52	
												281	H	Col. of Charleston	71 49	
												286	A	Loyola Maryland	63 50	
												305	A	Northeastern	72 64	
												305	H	Northeastern	65 61	
LAST 12 Division I GAMES:																
175	A	William & Mary	56 68	305	A	Northeastern	72 64									
64	A	Drexel	45 50	101	H	Elon	70 84									
223	H	UNCW	71 73	281	H	Col. of Charleston	71 49									
102	A	Hofstra	48 62	198	A	Delaware	54 72									
64	H	Drexel	52 66	223	A	UNCW	63 71									
28	H	James Madison	64 79	305	H	Northeastern	65 61									

Non-Div I Games:

Towson

■ Loss, 
 ■ Non-Conf, S Site, 
 ■ Home 
 ■ Away 
 N Neutral

Average RPI Win: 220  
Average RPI Loss: 133

Average RPI Win:	220	WON-LOST	WINNING	LAST 10	STRENGTH OF	OPP. STRENGTH	TEAM	ADJ.	CONF.	ADJ CONF.
Average RPI Loss:	133	RECORD	PCT. RANK	GAMES	SCHEDULE	OF SCHEDULE	RPI	RPI	RPI	RPI
DIV. I ONLY	20- 10	78	8- 2	244	168	112	112	13	13	
DIV. I NON-CONF.	5- 4	139	0- 0	316	291	213	213	13	13	
TOTALS	RPI 1-25	RPI 26-50	W-L RECORDS	RPI 51-100	RPI 101-150	RPI 150+				
20- 10	0- 0	1- 3	OVERALL	0- 0	3- 2	16- 5				
11- 3	0- 0	1- 1	HOME	0- 0	1- 1	9- 1				
9- 6	0- 0	0- 2	AWAY	0- 0	2- 0	7- 4				
0- 1	0- 0	0- 0	NEUTRAL	0- 0	0- 1	0- 0				
5- 4	0- 0	0- 0	NON-CONFERENCE	0- 0	0- 0	5- 4				
3- 1	0- 0	0- 0	HOME	0- 0	0- 0	3- 1				
2- 3	0- 0	0- 0	AWAY	0- 0	0- 0	2- 3				
0- 0	0- 0	0- 0	NEUTRAL	0- 0	0- 0	0- 0				
15- 6	0- 0	1- 3	CONFERENCE	0- 0	3- 2	11- 1				
8- 2	0- 0	1- 1	HOME	0- 0	1- 1	6- 0				
7- 3	0- 0	0- 2	AWAY	0- 0	2- 0	5- 1				
0- 1	0- 0	0- 0	NEUTRAL	0- 0	0- 1	0- 0				

[illegible]

Non-Div I Games:

Troy

■ Loss, ■ Non-Conf, S Site, H Home A Away N Neutral

Average RPI Win:	188	WON-LOST	WINNING	LAST 10	STRENGTH OF	OPP. STRENGTH	TEAM	ADJ.	CONF.	ADJ CONF.
Average RPI Loss:	45	RECORD	PCT. RANK	GAMES	SCHEDULE	OF SCHEDULE	RPI	RPI	RPI	RPI
DIV. I ONLY	22- 10	66	5- 5	57	88	53	53	8	8	
DIV. I NON-CONF.	9- 2	35	0- 0	24	117	24	24	8	8	
TOTALS	RPI 1-25	RPI 26-50	W-L RECORDS	RPI 51-100	RPI 101-150	RPI 150+				
22- 10	0- 6	1- 1	OVERALL	4- 1	4- 2	13- 0				
11- 4	0- 3	0- 0	HOME	2- 1	2- 0	7- 0				
8- 4	0- 2	1- 0	AWAY	2- 0	0- 2	5- 0				
3- 2	0- 1	0- 1	NEUTRAL	0- 0	2- 0	1- 0				
9- 2	0- 1	1- 1	NON-CONFERENCE	3- 0	1- 0	4- 0				
5- 1	0- 1	0- 0	HOME	2- 0	0- 0	3- 0				
3- 0	0- 0	1- 0	AWAY	1- 0	0- 0	1- 0				
1- 1	0- 0	0- 1	NEUTRAL	0- 0	1- 0	0- 0				
13- 8	0- 5	0- 0	CONFERENCE	1- 1	3- 2	9- 0				
6- 3	0- 2	0- 0	HOME	0- 1	2- 0	4- 0				
5- 4	0- 2	0- 0	AWAY	1- 0	0- 2	4- 0				
2- 1	0- 1	0- 0	NEUTRAL	0- 0	1- 0	1- 0				

RPI 1-25				RPI 26-50				RPI 51-100				Team's RPI: 53				RPI 101+			
RPI	S	Opponent	Score	RPI	S	Opponent	Score	RPI	S	Opponent	Score	RPI	S	Opponent	Score	RPI	S	Opponent	Score
5	A	UConn	39 87	30	N	Western Ky.	64 69	58	A	LSU	51 45	115	A	Tulsa	52 55				
5	H	UConn	47 94	32	A	UALR	74 58	67	H	Miami (FL)	70 65	115	H	Tulsa	73 34				
10	H	Florida St.	54 65					69	A	East Carolina	76 63	115	N	Tulsa	71 53				
25	A	South Fla.	45 64					69	H	East Carolina	63 67	122	N	UNI	71 48				
25	H	South Fla.	40 53					82	H	North Carolina St.	60 51	144	A	Temple	58 69				
25	N	South Fla.	69 78									144	H	Temple	77 63				
																188	H	Memphis	75 65
																205	H	Samford	58 56
																210	H	Nicholls St.	77 44
																211	A	McNeese St.	75 55
																254	A	SMU	84 60
																254	H	SMU	60 58
																258	A	Cincinnati	60 50
																271	A	UCF	71 70
																271	H	UCF	66 55
																288	A	Houston	63 46
																288	H	Houston	70 40
																288	N	Houston	64 39
																349	H	Mississippi Val.	87 47
LAST 12 Division I GAMES:																			
25	N	South Fla.	69 78	144	A	Temple	58 69												
115	N	Tulsa	71 53	5	A	UConn	39 87												
288	N	Houston	64 39	271	H	UCF	66 55												
115	A	Tulsa	52 55	144	H	Temple	77 63												
5	H	UConn	47 94	254	A	SMU	84 60												
188	H	Memphis	75 65	69	H	East Carolina	63 67												

Non-Div I Games:

Tulane

■ Loss, 
 ■ Non-Conf, S Site, 
 ■ Home 
 ■ Away 
 N Neutral

Average RPI Win:	212	WON-LOST	WINNING	LAST 10	STRENGTH OF	OPP. STRENGTH	TEAM	ADJ.	CONF.	ADJ CONF.
Average RPI Loss:	81	RECORD	PCT. RANK	GAMES	SCHEDULE	OF SCHEDULE	RPI	RPI	RPI	RPI
DIV. I ONLY	17- 13	125	7- 3	120	89	115	115	8	8	
DIV. I NON-CONF.	5- 6	178	0- 0	124	143	173	173	8	8	
TOTALS	RPI 1-25	RPI 26-50	W-L RECORDS	RPI 51-100	RPI 101-150	RPI 150+				
17- 13	0- 3	0- 2	OVERALL	2- 4	2- 2	13- 2				
9- 6	0- 1	0- 2	HOME	1- 1	1- 2	7- 0				
7- 6	0- 2	0- 0	AWAY	1- 2	0- 0	6- 2				
1- 1	0- 0	0- 0	NEUTRAL	0- 1	1- 0	0- 0				
5- 6	0- 0	0- 2	NON-CONFERENCE	0- 1	1- 2	4- 1				
2- 4	0- 0	0- 2	HOME	0- 0	0- 2	2- 0				
2- 2	0- 0	0- 0	AWAY	0- 1	0- 0	2- 1				
1- 0	0- 0	0- 0	NEUTRAL	0- 0	1- 0	0- 0				
12- 7	0- 3	0- 0	CONFERENCE	2- 3	1- 0	9- 1				
7- 2	0- 1	0- 0	HOME	1- 1	1- 0	5- 0				
5- 4	0- 2	0- 0	AWAY	1- 1	0- 0	4- 1				
0- 1	0- 0	0- 0	NEUTRAL	0- 1	0- 0	0- 0				

RPI	S	Opponent	Score	RPI	S	Opponent	Score	RPI	S	Opponent	Score	RPI	S	Opponent	Score	Team's RPI: 115
5	A	UConn	60 98	32	H	UALR	59 66	53	A	Tulane	34 73	122	H	UNI	66 69	
5	H	UConn	46 92	44	H	Arkansas	53 64	53	H	Tulane	55 52	139	N	Buffalo	87 77	
25	A	South Fla.	46 79					53	N	Tulane	53 71	144	H	Temple	75 67	
								67	A	Miami (FL)	57 69	150	H	Saint Louis	58 63	
								69	A	East Carolina	74 63	157	A	Oral Roberts	71 73	
								69	H	East Carolina	68 77	183	H	Lamar	73 69	
												188	A	Memphis	65 62	
												188	H	Memphis	79 69	
												190	A	Texas Southern	67 64	
												254	A	SMU	72 59	
												254	H	SMU	74 58	
												258	A	Cincinnati	71 58	
												258	H	Cincinnati	74 52	
												271	A	UCF	70 76	
												271	H	UCF	70 61	
												282	A	Valparaiso	87 63	
												288	A	Houston	67 51	
												288	H	Houston	74 52	
												303	H	New Orleans	78 55	
LAST 12 Division I GAMES:																
53	N	Tulane	53 71	254	A	SMU	72 59									
258	A	Cincinnati	71 58	144	H	Temple	75 67									
53	H	Tulane	55 52	288	A	Houston	67 51									
188	A	Memphis	65 62	271	H	UCF	70 61									
5	H	UConn	46 92	254	H	SMU	74 58									
25	A	South Fla.	46 79	69	A	East Carolina	74 63									

Non-Div I Games:

Tulsa

  Loss, 
  Non-Conf, S Site, 
  Home 
  Away 
N Neutral

UAB				Through Games Of March 11, 2015						
Average RPI Win:	243	WON-LOST	WINNING	LAST 10	STRENGTH OF	OPP. STRENGTH	TEAM	ADJ.	CONF.	ADJ CONF.
Average RPI Loss:	136	RECORD	PCT. RANK	GAMES	SCHEDULE	OF SCHEDULE	RPI	RPI	RPI	RPI
DIV. I ONLY	18- 12	109	7- 3	303	152	177	177	17	17	
DIV. I NON-CONF.	6- 5	145	0- 0	344	178	268	268	18	18	
-----										
TOTALS	RPI 1-25	RPI 26-50		W-L RECORDS		RPI 51-100	RPI 101-150	RPI 150+		
18- 12	0- 1	0- 1		OVERALL		2- 3	1- 2	15- 5		
12- 3	0- 0	0- 0		HOME		1- 2	0- 1	11- 0		
5- 9	0- 1	0- 1		AWAY		1- 1	1- 1	3- 5		
1- 0	0- 0	0- 0		NEUTRAL		0- 0	0- 0	1- 0		
6- 5	0- 1	0- 0		NON-CONFERENCE		0- 1	0- 0	6- 3		
4- 1	0- 0	0- 0		HOME		0- 1	0- 0	4- 0		
1- 4	0- 1	0- 0		AWAY		0- 0	0- 0	1- 3		
1- 0	0- 0	0- 0		NEUTRAL		0- 0	0- 0	1- 0		
12- 7	0- 0	0- 1		CONFERENCE		2- 2	1- 2	9- 2		
8- 2	0- 0	0- 0		HOME		1- 1	0- 1	7- 0		
4- 5	0- 0	0- 1		AWAY		1- 1	1- 1	2- 2		
0- 0	0- 0	0- 0		NEUTRAL		0- 0	0- 0	0- 0		

RPI 1-25				RPI 26-50				RPI 51-100				RPI 101+ Team's RPI: 177							
RPI	S	Opponent	Score	RPI	S	Opponent	Score	RPI	S	Opponent	Score	RPI	S	Opponent	Score				
10	A	Florida St.	62 92	30	A	Western Ky.	51 59	66	A	Middle Tenn.	62 57	114	A	Louisiana Tech	63 54				
								66	H	Middle Tenn.	68 76	114	H	Louisiana Tech	55 61				
								91	H	Richmond	65 71	131	A	Old Dominion	46 58				
								94	A	Southern Miss.	39 44	158	A	Charlotte	60 52				
								94	H	Southern Miss.	62 49	172	H	UTSA	73 57				
												187	A	Marshall	52 71				
												205	A	Samford	41 70				
												215	A	Arizona	44 49				
												221	A	Fla. Atlantic	56 66				
												221	H	Fla. Atlantic	59 56				
												244	H	UTEP	67 52				
												244	H	UTEP	63 52				
												253	H	Lipscomb	72 54				
												268	H	Rice	75 59				
												270	A	Loyola Marymount	61 66				
												273	N	UC Irvine	69 65				
												307	A	Loyola Chicago	61 51				
												313	H	Alcorn	57 43				
												318	H	South Ala.	73 43				
												330	H	North Texas	74 40				
												333	A	FIU	68 45				
												333	H	FIU	72 56				
												337	H	Ark.-Pine Bluff	65 56				
LAST 12 Division I GAMES:																			
244	H	UTEP	63 52	268	H	Rice	75 59												
333	H	FIU	72 56	330	H	North Texas	74 40												
221	H	Fla. Atlantic	59 56	94	A	Southern Miss.	39 44	114	A	Louisiana Tech	63 54								
66	A	Middle Tenn.	62 57	172	H	UTSA	73 57												
187	A	Marshall	52 71	244	H	UTEP	67 52												
30	A	Western Ky.	51 59																

Non-Div I Games:

UAB

  Loss, 
   Non-Conf, S Site, 
   Home 
   Away 
 N Neutral

Average RPI Win:	180	WON-LOST	WINNING	LAST 10	STRENGTH OF	OPP. STRENGTH	TEAM	ADJ.	CONF.	ADJ CONF.
Average RPI Loss:	65	RECORD	PCT. RANK	GAMES	SCHEDULE	OF SCHEDULE	RPI	RPI	RPI	RPI
DIV. I ONLY	26- 4	14	9- 1	154	106	32	32	13	13	
DIV. I NON-CONF.	7- 2	47	0- 0	74	20	29	29	13	13	
TOTALS	RPI 1-25	RPI 26-50	W-L RECORDS	RPI 51-100	RPI 101-150	RPI 150+				
26- 4	1- 0	1- 2	OVERALL	1- 1	7- 1	16- 0				
13- 1	1- 0	1- 0	HOME	0- 1	4- 0	7- 0				
12- 3	0- 0	0- 2	AWAY	1- 0	3- 1	8- 0				
1- 0	0- 0	0- 0	NEUTRAL	0- 0	0- 0	1- 0				
7- 2	1- 0	0- 1	NON-CONFERENCE	1- 1	2- 0	3- 0				
3- 1	1- 0	0- 0	HOME	0- 1	1- 0	1- 0				
4- 1	0- 0	0- 1	AWAY	1- 0	1- 0	2- 0				
0- 0	0- 0	0- 0	NEUTRAL	0- 0	0- 0	0- 0				
19- 2	0- 0	1- 1	CONFERENCE	0- 0	5- 1	13- 0				
10- 0	0- 0	1- 0	HOME	0- 0	3- 0	6- 0				
8- 2	0- 0	0- 1	AWAY	0- 0	2- 1	6- 0				
1- 0	0- 0	0- 0	NEUTRAL	0- 0	0- 0	1- 0				

RPI 1-25				RPI 26-50				Team's RPI: 32				RPI 51-100				RPI 101+			
RPI	S	Opponent	Score	RPI	S	Opponent	Score	RPI	S	Opponent	Score	RPI	S	Opponent	Score	RPI	S	Opponent	Score
22	H	Oklahoma	66 62	46	A	South Dakota St.	42 67	53	H	Tulane	58 74	112	A	Troy	62 65				
				47	A	Arkansas St.	69 70	58	A	LSU	70 54	112	H	Troy	82 56				
				47	H	Arkansas St.	63 61					115	A	Tulsa	66 59				
												123	H	Missouri St.	61 48				
												140	A	Texas St.	65 45				
												140	H	Texas St.	70 43				
												142	A	La.-Lafayette	68 66				
												142	H	La.-Lafayette	67 41				
												157	H	Oral Roberts	54 43				
												163	A	Texas-Arlington	48 38				
												163	H	Texas-Arlington	66 38				
												173	A	Appalachian St.	63 49				
												173	H	Appalachian St.	69 48				
												188	A	Memphis	66 59				
												219	A	La.-Monroe	79 41				
												219	H	La.-Monroe	68 44				
												229	A	Georgia St.	75 55				
												229	H	Georgia St.	56 39				
												229	N	Georgia St.	71 54				
												268	A	Rice	55 40				
												297	A	Ga. Southern	58 44				
												297	H	Ga. Southern	60 43				
												318	A	South Ala.	56 34				
												318	H	South Ala.	71 37				
LAST 12 Division I GAMES:																			
229	N	Georgia St.	71 54	297	H	Ga. Southern	60 43												
142	A	La.-Lafayette	68 66	173	A	Appalachian St.	63 49												
163	A	Texas-Arlington	48 38	140	H	Texas St.	70 43												
229	H	Georgia St.	56 39	219	H	La.-Monroe	68 44												
112	A	Troy	62 65	297	A	Ga. Southern	58 44												
47	H	Arkansas St.	63 61	47	A	Arkansas St.	69 70												

Non-Div I Games:

UALR

■ Loss, 
■ Non-Conf, S Site, 
■ Home 
■ Away 
N Neutral

Average RPI Win:	185	WON-LOST	WINNING	LAST 10	STRENGTH OF	OPP. STRENGTH	TEAM	ADJ.	CONF.	ADJ CONF.
Average RPI Loss:	133	RECORD	PCT. RANK	GAMES	SCHEDULE	OF SCHEDULE	RPI	RPI	RPI	RPI
DIV. I ONLY	14- 15	189	5- 5	92	134	148	148	16	16	
DIV. I NON-CONF.	4- 7	221	0- 0	36	95	151	151	14	14	
TOTALS	RPI 1-25	RPI 26-50	W-L RECORDS	RPI 51-100	RPI 101-150	RPI 150+				
14- 15	0- 3	0- 0	OVERALL	3- 3	4- 3	7- 6				
7- 6	0- 1	0- 0	HOME	2- 2	2- 1	3- 2				
4- 8	0- 2	0- 0	AWAY	1- 1	1- 2	2- 3				
3- 1	0- 0	0- 0	NEUTRAL	0- 0	1- 0	2- 1				
4- 7	0- 3	0- 0	NON-CONFERENCE	1- 1	1- 1	2- 2				
2- 3	0- 1	0- 0	HOME	1- 1	0- 1	1- 0				
1- 3	0- 2	0- 0	AWAY	0- 0	1- 0	0- 1				
1- 1	0- 0	0- 0	NEUTRAL	0- 0	0- 0	1- 1				
10- 8	0- 0	0- 0	CONFERENCE	2- 2	3- 2	5- 4				
5- 3	0- 0	0- 0	HOME	1- 1	2- 0	2- 2				
3- 5	0- 0	0- 0	AWAY	1- 1	0- 2	2- 2				
2- 0	0- 0	0- 0	NEUTRAL	0- 0	1- 0	1- 0				

RPI S	Opponent	Score	RPI S	Opponent	Score	RPI S	Opponent	Score	RPI S	Opponent	Score	Team's RPI: 148
5	H UConn	43 102				60	H St. Mary's (CA)	55 57	110	A Long Beach St.	60 63	
15	A Arizona St.	51 72				61	H Pacific	60 53	110	H Long Beach St.	83 66	
18	A Stanford	59 71				72	A Hawaii	60 62	110	N Long Beach St.	70 67	
						72	H Hawaii	53 58	123	A Sacramento St.	90 82	
						83	A CSUN	60 49	135	H San Francisco	70 73	
						83	H CSUN	73 67	143	A UC Riverside	56 61	
									143	H UC Riverside	70 61	
									154	A Cal Poly	64 72	
									154	H Cal Poly	52 68	
									212	A Cal St. Fullerton	74 67	
									212	H Cal St. Fullerton	64 59	
									224	N Santa Clara	76 79	
									228	A San Jose St.	75 89	
									256	N Southern Utah	76 53	
									273	A UC Irvine	62 71	
									273	H UC Irvine	79 69	
									273	N UC Irvine	80 71	
									328	A UC Santa Barbara	60 54	
									328	H UC Santa Barbara	52 57	
									329	H Utah Valley	59 49	
LAST 12 Division I GAMES:												
110	N Long Beach St.	70 67	72	A Hawaii	60 62							
273	N UC Irvine	80 71	110	H Long Beach St.	83 66							
273	A UC Irvine	62 71	212	A Cal St. Fullerton	74 67							
143	A UC Riverside	56 61	273	H UC Irvine	79 69							
328	H UC Santa Barbara	52 57	83	H CSUN	73 67							
154	H Cal Poly	52 68	328	A UC Santa Barbara	60 54							

Non-Div I Games: Menlo

77 56

UC Davis

■ Loss, 
 ■ Non-Conf, S Site, 
 ■ Home 
 ■ Away 
 N Neutral



Average RPI Win:	241	WON-LOST	WINNING	LAST 10	STRENGTH OF	OPP. STRENGTH	TEAM	ADJ.	CONF.	ADJ CONF.
Average RPI Loss:	142	RECORD	PCT. RANK	GAMES	SCHEDULE	OF SCHEDULE	RPI	RPI	RPI	RPI
DIV. I ONLY	7- 24	304	4- 6	125	237	273	273	16	16	
DIV. I NON-CONF.	2- 12	316	0- 0	133	322	285	285	14	14	
TOTALS	RPI 1-25	RPI 26-50	W-L RECORDS	RPI 51-100	RPI 101-150	RPI 150+				
7- 24	0- 0	0- 0	OVERALL	0- 8	2- 8	5- 8				
4- 8	0- 0	0- 0	HOME	0- 3	2- 2	2- 3				
2- 12	0- 0	0- 0	AWAY	0- 4	0- 5	2- 3				
1- 4	0- 0	0- 0	NEUTRAL	0- 1	0- 1	1- 2				
2- 12	0- 0	0- 0	NON-CONFERENCE	0- 4	0- 3	2- 5				
0- 4	0- 0	0- 0	HOME	0- 1	0- 1	0- 2				
1- 5	0- 0	0- 0	AWAY	0- 2	0- 2	1- 1				
1- 3	0- 0	0- 0	NEUTRAL	0- 1	0- 0	1- 2				
5- 12	0- 0	0- 0	CONFERENCE	0- 4	2- 5	3- 3				
4- 4	0- 0	0- 0	HOME	0- 2	2- 1	2- 1				
1- 7	0- 0	0- 0	AWAY	0- 2	0- 3	1- 2				
0- 1	0- 0	0- 0	NEUTRAL	0- 0	0- 1	0- 0				

RPI 1-25			RPI 26-50			RPI 51-100			RPI 101+			Team's RPI: 273
RPI	S	Opponent	Score	RPI	S	Opponent	Score	RPI	S	Opponent	Score	Score
						55 H San Diego	64 87	110 A Long Beach St.			40 57	
						71 A South Dakota	52 96	110 H Long Beach St.			46 62	
						72 A Hawaii	37 75	125 A Bakersfield			70 80	
						72 H Hawaii	50 85	125 H Bakersfield			65 68	
						74 A TCU	56 78	133 A Purdue			44 69	
						83 A CSUN	60 82	143 A UC Riverside			58 71	
						83 H CSUN	63 72	143 H UC Riverside			76 72	
						88 N Wright St.	42 80	148 A UC Davis			69 79	
								148 H UC Davis			71 62	
								148 N UC Davis			71 80	
								154 A Cal Poly			58 74	
								154 H Cal Poly			84 75	
								177 N UAB			65 69	
								212 A Cal St. Fullerton			54 66	
								212 H Cal St. Fullerton			51 62	
								228 H San Jose St.			65 91	
								230 H Pepperdine			53 76	
								266 A Northern Ariz.			35 66	
								274 A Grand Canyon			54 53	
								291 N Bowling Green			54 62	
								309 N Denver			63 55	
								328 A UC Santa Barbara			61 58	
								328 H UC Santa Barbara			58 46	
LAST 12 Division I GAMES:												
						148 N UC Davis	71 80	72 A Hawaii			37 75	
						148 H UC Davis	71 62	143 H UC Riverside			76 72	
						212 A Cal St. Fullerton	54 66	148 A UC Davis			69 79	
						154 H Cal Poly	84 75	110 H Long Beach St.			46 62	
						328 H UC Santa Barbara	58 46	154 A Cal Poly			58 74	
						83 A CSUN	60 82	328 A UC Santa Barbara			61 58	

Non-Div I Games: Concordia Irvine 78 72

UC Irvine

■ Loss, 
■ Non-Conf, S Site, 
■ Home 
■ Away 
N Neutral

Average RPI Win:	207	WON-LOST	WINNING	LAST 10	STRENGTH OF	OPP. STRENGTH	TEAM	ADJ.	CONF.	ADJ CONF.
Average RPI Loss:	121	RECORD	PCT. RANK	GAMES	SCHEDULE	OF SCHEDULE	RPI	RPI	RPI	RPI
DIV. I ONLY	17- 14	146	4- 6	182	146	143	143	16	16	
DIV. I NON-CONF.	9- 5	102	0- 0	144	184	87	87	14	14	
TOTALS	RPI 1-25	RPI 26-50	W-L RECORDS	RPI 51-100	RPI 101-150	RPI 150+				
17- 14	0- 0	0- 1	OVERALL	2- 6	4- 3	11- 4				
11- 3	0- 0	0- 1	HOME	0- 2	3- 0	8- 0				
4- 11	0- 0	0- 0	AWAY	2- 4	0- 3	2- 4				
2- 0	0- 0	0- 0	NEUTRAL	0- 0	1- 0	1- 0				
9- 5	0- 0	0- 1	NON-CONFERENCE	1- 3	2- 1	6- 0				
5- 1	0- 0	0- 1	HOME	0- 0	1- 0	4- 0				
2- 4	0- 0	0- 0	AWAY	1- 3	0- 1	1- 0				
2- 0	0- 0	0- 0	NEUTRAL	0- 0	1- 0	1- 0				
8- 9	0- 0	0- 0	CONFERENCE	1- 3	2- 2	5- 4				
6- 2	0- 0	0- 0	HOME	0- 2	2- 0	4- 0				
2- 7	0- 0	0- 0	AWAY	1- 1	0- 2	1- 4				
0- 0	0- 0	0- 0	NEUTRAL	0- 0	0- 0	0- 0				

RPI 1-25			RPI 26-50			RPI 51-100			RPI 101+			Team's RPI: 143			
RPI	S	Opponent	Score	RPI	S	Opponent	Score	RPI	S	Opponent	Score	RPI	S	Opponent	Score
				31	H	Washington	71 74	54	A	Fresno St.	61 73	110	A	Long Beach St.	66 76
								56	A	Iowa St.	54 71	110	H	Long Beach St.	80 74
								72	A	Hawaii	58 69	125	A	Bakersfield	65 66
								72	H	Hawaii	69 72	127	N	Stephen F. Austin	90 62
								83	A	CSUN	68 56	135	H	San Francisco	66 53
								83	H	CSUN	70 88	148	A	UC Davis	61 70
								92	A	New Mexico	70 62	148	H	UC Davis	61 56
								93	A	UCLA	43 57	154	A	Cal Poly	68 70
												154	H	Cal Poly	82 78
												212	A	Cal St. Fullerton	49 58
												212	A	Cal St. Fullerton	59 71
												212	H	Cal St. Fullerton	77 69
												224	H	Santa Clara	80 69
												225	H	San Diego St.	64 54
												228	H	San Jose St.	100 80
												232	N	Brown	79 65
												270	A	Loyola Marymount	81 55
												273	A	UC Irvine	72 76
												273	H	UC Irvine	71 58
												328	A	UC Santa Barbara	71 65
												328	H	UC Santa Barbara	89 74
												342	H	UMKC	81 38
LAST 12 Division I GAMES:															
				212	A	Cal St. Fullerton	59 71					273	A	UC Irvine	72 76
				110	A	Long Beach St.	66 76					72	H	Hawaii	69 72
				148	H	UC Davis	61 56					110	H	Long Beach St.	80 74
				83	H	CSUN	70 88					212	H	Cal St. Fullerton	77 69
				154	A	Cal Poly	68 70					83	A	CSUN	68 56
				328	A	UC Santa Barbara	71 65					154	H	Cal Poly	82 78

Non-Div I Games:

UC Riverside

■ Loss, 
 ■ Non-Conf, S Site, 
 ■ Home 
 ■ Away 
 N Neutral

Average RPI Win:	180	WON-LOST	WINNING	LAST 10	STRENGTH OF	OPP. STRENGTH	TEAM	ADJ.	CONF.	ADJ CONF.
Average RPI Loss:	161	RECORD	PCT. RANK	GAMES	SCHEDULE	OF SCHEDULE	RPI	RPI	RPI	RPI
DIV. I ONLY	2- 27	346	2- 8	188	137	328	328	16	16	
DIV. I NON-CONF.	0- 13	339	0- 0	259	155	344	344	14	14	
TOTALS	RPI 1-25	RPI 26-50	W-L RECORDS	RPI 51-100	RPI 101-150	RPI 150+				
2- 27	0- 1	0- 0	OVERALL	0- 7	1- 6	1- 13				
1- 13	0- 0	0- 0	HOME	0- 5	0- 3	1- 5				
1- 14	0- 1	0- 0	AWAY	0- 2	1- 3	0- 8				
0- 0	0- 0	0- 0	NEUTRAL	0- 0	0- 0	0- 0				
0- 13	0- 1	0- 0	NON-CONFERENCE	0- 3	0- 1	0- 8				
0- 6	0- 0	0- 0	HOME	0- 3	0- 0	0- 3				
0- 7	0- 1	0- 0	AWAY	0- 0	0- 1	0- 5				
0- 0	0- 0	0- 0	NEUTRAL	0- 0	0- 0	0- 0				
2- 14	0- 0	0- 0	CONFERENCE	0- 4	1- 5	1- 5				
1- 7	0- 0	0- 0	HOME	0- 2	0- 3	1- 2				
1- 7	0- 0	0- 0	AWAY	0- 2	1- 2	0- 3				
0- 0	0- 0	0- 0	NEUTRAL	0- 0	0- 0	0- 0				

RPI 1-25				RPI 26-50				RPI 51-100				RPI 101+ Team's RPI: 328			
RPI	S	Opponent	Score	RPI	S	Opponent	Score	RPI	S	Opponent	Score	RPI	S	Opponent	Score
18	A	Stanford	34 90					58	H	LSU	45 78	110	A	Long Beach St.	38 68
								70	H	Washington St.	55 81	110	H	Long Beach St.	44 81
								72	A	Hawaii	43 60	125	A	Bakersfield	64 74
								72	H	Hawaii	36 60	143	A	UC Riverside	74 89
								83	A	CSUN	48 84	143	H	UC Riverside	65 71
								83	H	CSUN	21 60	148	A	UC Davis	57 52
								98	H	Army	39 61	148	H	UC Davis	54 60
												154	A	Cal Poly	63 84
												154	H	Cal Poly	41 56
												193	H	Idaho	44 47
												212	A	Cal St. Fullerton	50 54
												212	H	Cal St. Fullerton	48 39
												215	A	Arizona	34 61
												224	H	Santa Clara	33 47
												225	A	San Diego St.	58 64
												230	H	Pepperdine	44 66
												266	A	Northern Ariz.	49 67
												273	A	UC Irvine	46 58
												273	H	UC Irvine	58 61
												287	A	Nevada	58 71
												300	A	Seattle	46 66
LAST 12 Division I GAMES:															
154	A	Cal Poly	63 84	83	H	CSUN	21 60								
72	H	Hawaii	36 60	110	A	Long Beach St.	38 68								
148	A	UC Davis	57 52	72	A	Hawaii	43 60								
273	A	UC Irvine	46 58	148	H	UC Davis	54 60								
212	H	Cal St. Fullerton	48 39	273	H	UC Irvine	58 61								
143	H	UC Riverside	65 71	212	A	Cal St. Fullerton	50 54								

Non-Div I Games:

UC Santa Barbara

  Loss, 
  Non-Conf, S Site, 
  Home 
  Away 
N Neutral

Average RPI Win:	233	WON-LOST	WINNING	LAST 10	STRENGTH OF	OPP. STRENGTH	TEAM	ADJ.	CONF.	ADJ CONF.
Average RPI Loss:	133	RECORD	PCT. RANK	GAMES	SCHEDULE	OF SCHEDULE	RPI	RPI	RPI	RPI
DIV. I ONLY	9- 21	277	2- 8	229	90	271	271	8	8	
DIV. I NON-CONF.	4- 7	221	0- 0	207	166	263	263	8	8	
TOTALS	RPI 1-25	RPI 26-50	W-L RECORDS	RPI 51-100	RPI 101-150	RPI 150+				
9- 21	0- 3	0- 1	OVERALL	0- 6	1- 3	8- 8				
7- 8	0- 2	0- 1	HOME	0- 2	1- 1	6- 2				
2- 12	0- 1	0- 0	AWAY	0- 4	0- 2	2- 5				
0- 1	0- 0	0- 0	NEUTRAL	0- 0	0- 0	0- 1				
4- 7	0- 0	0- 1	NON-CONFERENCE	0- 3	0- 0	4- 3				
4- 2	0- 0	0- 1	HOME	0- 1	0- 0	4- 0				
0- 5	0- 0	0- 0	AWAY	0- 2	0- 0	0- 3				
0- 0	0- 0	0- 0	NEUTRAL	0- 0	0- 0	0- 0				
5- 14	0- 3	0- 0	CONFERENCE	0- 3	1- 3	4- 5				
3- 6	0- 2	0- 0	HOME	0- 1	1- 1	2- 2				
2- 7	0- 1	0- 0	AWAY	0- 2	0- 2	2- 2				
0- 1	0- 0	0- 0	NEUTRAL	0- 0	0- 0	0- 1				

RPI S Opponent	Score	RPI S Opponent	Score	RPI S Opponent	Score	RPI S Opponent	Score	Team's RPI: 271
5 H UConn	45 100	50 H Stetson	49 67	53 A Tulane	55 66	115 A Tulsa	61 70	
25 A South Fla.	68 91			53 H Tulane	70 71	115 H Tulsa	76 70	
25 H South Fla.	71 99			66 A Middle Tenn.	57 79	144 A Temple	57 72	
				69 A East Carolina	57 67	144 H Temple	54 71	
				81 H Akron	64 73	188 A Memphis	49 65	
				85 A St. John's (NY)	48 62	188 H Memphis	66 70	
						194 A Massachusetts	62 67	
						195 A Iona	67 75	
						200 H Jacksonville	71 59	
						221 H Fla. Atlantic	94 74	
						235 H Oakland	98 65	
						239 H North Florida	60 56	
						254 A SMU	61 57	
						254 H SMU	60 70	
						258 A Cincinnati	54 70	
						258 H Cincinnati	66 51	
						258 N Cincinnati	66 76	
						288 A Houston	64 50	
						288 H Houston	59 38	
						333 A FIU	57 66	
LAST 12 Division I GAMES:								
258 N Cincinnati	66 76	53 A Tulane	55 66					
69 A East Carolina	57 67	254 H SMU	60 70					
25 H South Fla.	71 99	25 A South Fla.	68 91					
288 H Houston	59 38	115 A Tulsa	61 70					
188 A Memphis	49 65	144 H Temple	54 71					
258 H Cincinnati	66 51	254 A SMU	61 57					

Non-Div I Games:

UCF

Average RPI Win:	161	WON-LOST	WINNING	LAST 10	STRENGTH OF	OPP. STRENGTH	TEAM	ADJ.	CONF.	ADJ CONF.
Average RPI Loss:	40	RECORD	PCT. RANK	GAMES	SCHEDULE	OF SCHEDULE	RPI	RPI	RPI	RPI
DIV. I ONLY	13- 18	229	5- 5	15	10	93	93	5	5	
DIV. I NON-CONF.	4- 7	221	0- 0	4	5	96	96	5	5	
TOTALS	RPI 1-25	RPI 26-50	W-L RECORDS	RPI 51-100	RPI 101-150	RPI 150+				
13- 18	0- 12	0- 3	OVERALL	5- 1	2- 0	6- 2				
7- 8	0- 6	0- 1	HOME	2- 0	2- 0	3- 1				
4- 7	0- 4	0- 2	AWAY	3- 0	0- 0	1- 1				
2- 3	0- 2	0- 0	NEUTRAL	0- 1	0- 0	2- 0				
4- 7	0- 4	0- 2	NON-CONFERENCE	0- 1	2- 0	2- 0				
3- 3	0- 2	0- 1	HOME	0- 0	2- 0	1- 0				
0- 2	0- 1	0- 1	AWAY	0- 0	0- 0	0- 0				
1- 2	0- 1	0- 0	NEUTRAL	0- 1	0- 0	1- 0				
9- 11	0- 8	0- 1	CONFERENCE	5- 0	0- 0	4- 2				
4- 5	0- 4	0- 0	HOME	2- 0	0- 0	2- 1				
4- 5	0- 3	0- 1	AWAY	3- 0	0- 0	1- 1				
1- 1	0- 1	0- 0	NEUTRAL	0- 0	0- 0	1- 0				

RPI S	Opponent	Score	RPI S	Opponent	Score	RPI S	Opponent	Score	RPI S	Opponent	Score
1	H Notre Dame	67 82	28	A James Madison	87 91	67	N Miami (FL)	67 74	123	H Sacramento St.	92 83
5	N UConn	50 86	31	A Washington	61 74	70	A Washington St.	74 69	143	H UC Riverside	57 43
15	H Arizona St.	56 68	35	H Nebraska	66 71	96	A Southern California	59 52	179	A Oregon	65 67
17	A North Carolina	68 84				96	H Southern California	71 60	179	H Oregon	46 62
18	A Stanford	50 68				99	A Colorado	90 84	205	N Samford	71 52
18	H Stanford	70 79				99	H Colorado	72 65	215	H Arizona	75 41
18	N Stanford	62 67							215	N Arizona	80 62
19	A Oregon St.	64 82							237	A Utah	49 46
19	H Oregon St.	47 65							237	H Utah	58 45
21	H Texas	65 75							258	H Cincinnati	66 58
23	A California	64 70									
23	H California	57 72									
LAST 12 Division I GAMES:											
18	N Stanford	62 67	18	A Stanford	50 68						
215	N Arizona	80 62	23	A California	64 70						
31	A Washington	61 74	237	H Utah	58 45						
70	A Washington St.	74 69	99	H Colorado	72 65						
215	H Arizona	75 41	19	A Oregon St.	64 82						
15	H Arizona St.	56 68	179	A Oregon	65 67						

Non-Div I Games:

UCLA

■ Loss, 
 ■ Non-Conf, S Site, 
 ■ Home 
 ■ Away 
 N Neutral

Average RPI Win:	124	WON-LOST	WINNING	LAST 10	STRENGTH OF	OPP. STRENGTH	TEAM	ADJ.	CONF.	ADJ CONF.
Average RPI Loss:	18	RECORD	PCT. RANK	GAMES	SCHEDULE	OF SCHEDULE	RPI	RPI	RPI	RPI
DIV. I ONLY	32- 1	2	10- 0	28	54	5	5	8	8	
DIV. I NON-CONF.	11- 1	11	1- 0	6	1	1	1	8	8	
TOTALS	RPI 1-25	RPI 26-50	W-L RECORDS	RPI 51-100	RPI 101-150	RPI 150+				
32- 1	6- 1	2- 0	OVERALL	9- 0	5- 0	10- 0				
13- 0	3- 0	1- 0	HOME	3- 0	2- 0	4- 0				
11- 1	2- 1	0- 0	AWAY	2- 0	3- 0	4- 0				
8- 0	1- 0	1- 0	NEUTRAL	4- 0	0- 0	2- 0				
11- 1	3- 1	2- 0	NON-CONFERENCE	4- 0	1- 0	1- 0				
4- 0	2- 0	1- 0	HOME	1- 0	0- 0	0- 0				
2- 1	1- 1	0- 0	AWAY	0- 0	1- 0	0- 0				
5- 0	0- 0	1- 0	NEUTRAL	3- 0	0- 0	1- 0				
21- 0	3- 0	0- 0	CONFERENCE	5- 0	4- 0	9- 0				
9- 0	1- 0	0- 0	HOME	2- 0	2- 0	4- 0				
9- 0	1- 0	0- 0	AWAY	2- 0	2- 0	4- 0				
3- 0	1- 0	0- 0	NEUTRAL	1- 0	0- 0	1- 0				

RPI	S	Opponent	Score	RPI	S	Opponent	Score	RPI	S	Opponent	Score	RPI	S	Opponent	Score
1	A	Notre Dame	76 58	26	N	Green Bay	89 53	53	A	Tulane	94 47	115	A	Tulsa	92 46
3	H	South Carolina	87 62	37	H	DePaul	98 64	53	H	Tulane	87 39	115	H	Tulsa	98 60
14	H	Duke	83 52					62	N	Vanderbilt	91 52	144	A	Temple	83 49
18	A	Stanford	86 88					69	A	East Carolina	89 38	144	H	Temple	92 58
25	A	South Fla.	88 65					69	H	East Carolina	87 32	148	A	UC Davis	102 43
25	H	South Fla.	92 50					69	N	East Carolina	106 56	188	A	Memphis	80 34
25	N	South Fla.	84 70					85	N	St. John's (NY)	70 54	188	H	Memphis	87 24
								89	H	Creighton	96 60	254	A	SMU	87 28
								93	N	UCLA	86 50	254	H	SMU	96 45
												258	A	Cincinnati	96 31
												258	H	Cincinnati	96 36
												258	N	Cincinnati	93 34
												271	A	UCF	100 45
												281	N	Col. of Charleston	85 24
												288	H	Houston	85 26
LAST 12 Division I GAMES:															
		25	N	South Fla.	84	70				115	A	Tulsa	92	46	
		69	N	East Carolina	106	56				288	H	Houston	85	26	
		258	N	Cincinnati	93	34				53	H	Tulane	87	39	
		25	A	South Fla.	88	65				3	H	South Carolina	87	62	
		188	H	Memphis	87	24				188	A	Memphis	80	34	
		53	A	Tulane	94	47				258	H	Cincinnati	96	36	

Non-Div I Games:

UConn

■ Loss, 
 ■ Non-Conf, S Site, 
 ■ Home 
 ■ Away 
 N Neutral

UMBC				Through Games Of March 11, 2015						
Average RPI Win: 275		WON-LOST	WINNING	LAST 10	STRENGTH OF	OPP. STRENGTH	TEAM	ADJ.	CONF.	ADJ CONF.
Average RPI Loss: 160		RECORD	PCT. RANK	GAMES	SCHEDULE	OF SCHEDULE	RPI	RPI	RPI	RPI
DIV. I ONLY		11- 19	250	5- 5	236	273	259	259	23	23
DIV. I NON-CONF.		4- 8	234	0- 0	298	329	287	287	23	23
TOTALS		RPI 1-25	RPI 26-50	W-L RECORDS	RPI 51-100	RPI 101-150	RPI 150+			
11- 19	0- 0	0- 0	0- 0	OVERALL	0- 7	1- 1	10- 11			
6- 7	0- 0	0- 0	0- 0	HOME	0- 2	1- 0	5- 5			
4- 11	0- 0	0- 0	0- 0	AWAY	0- 4	0- 1	4- 6			
1- 1	0- 0	0- 0	0- 0	NEUTRAL	0- 1	0- 0	1- 0			
4- 8	0- 0	0- 0	0- 0	NON-CONFERENCE	0- 2	0- 0	4- 6			
2- 3	0- 0	0- 0	0- 0	HOME	0- 0	0- 0	2- 3			
2- 5	0- 0	0- 0	0- 0	AWAY	0- 2	0- 0	2- 3			
0- 0	0- 0	0- 0	0- 0	NEUTRAL	0- 0	0- 0	0- 0			
7- 11	0- 0	0- 0	0- 0	CONFERENCE	0- 5	1- 1	6- 5			
4- 4	0- 0	0- 0	0- 0	HOME	0- 2	1- 0	3- 2			
2- 6	0- 0	0- 0	0- 0	AWAY	0- 2	0- 1	2- 3			
1- 1	0- 0	0- 0	0- 0	NEUTRAL	0- 1	0- 0	1- 0			
RPI 1-25		RPI 26-50		RPI 51-100		RPI 101+		Team's RPI: 259		
RPI S	Opponent	Score	RPI S	Opponent	Score	RPI S	Opponent	Score		
						51 A	American	63 77	145 A	Hartford 63 70
						52 A	Penn	63 69	145 H	Hartford 53 51
						80 A	Albany (NY)	68 84	160 A	Bucknell 41 85
						80 H	Albany (NY)	62 72	181 H	Robert Morris 60 84
						80 N	Albany (NY)	37 66	184 A	La Salle 62 65
						95 A	Maine	41 61	189 A	Stony Brook 41 74
						95 H	Maine	42 56	189 H	Stony Brook 50 66
									189 N	Stony Brook 49 47
									209 A	New Hampshire 45 67
									209 H	New Hampshire 69 55
									218 A	UMass Lowell 62 75
									218 H	UMass Lowell 78 84
									243 H	Towson 54 59
									278 A	Rider 55 67
									286 H	Loyola Maryland 81 58
									290 A	Columbia 76 66
									293 H	Morgan St. 46 54
									304 A	Vermont 68 61
									304 H	Vermont 71 64
									314 A	UMES 87 78
									325 A	Binghamton 71 55
									325 H	Binghamton 73 50
									336 H	Coppin St. 78 65
LAST 12 Division I GAMES:										
			80 N	Albany (NY)	37 66		304 H	Vermont	71 64	
			189 N	Stony Brook	49 47		189 A	Stony Brook	41 74	
			325 H	Binghamton	73 50		209 H	New Hampshire	69 55	
			95 A	Maine	41 61		218 H	UMass Lowell	78 84	
			145 H	Hartford	53 51		325 A	Binghamton	71 55	
			80 A	Albany (NY)	68 84		95 H	Maine	42 56	
Non-Div I Games: Eastern 93 68										
UMBC										

U  
M  
E  
S

U  
M  
E  
S

UMES

Page 336



RPI	S	Opponent	Score
347	H	Delaware St.	96 59

U  
M  
E  
S

U  
M  
E  
S

UMES

U  
M  
K  
CU  
M  
K  
C

UMKC

Page 338

RPI	S	Opponent	Score
349	H	Mississippi Val.	62 46

U  
M  
K  
C

U  
M  
K  
C

UMKC

Average RPI Win:	248	WON-LOST	WINNING	LAST 10	STRENGTH OF	OPP. STRENGTH	TEAM	ADJ.	CONF.	ADJ CONF.
Average RPI Loss:	145	RECORD	PCT. RANK	GAMES	SCHEDULE	OF SCHEDULE	RPI	RPI	RPI	RPI
DIV. I ONLY	13- 15	201	7- 3	197	225	218	218	23	23	
DIV. I NON-CONF.	6- 6	158	1- 0	156	182	184	184	23	23	
TOTALS	RPI 1-25	RPI 26-50	W-L RECORDS	RPI 51-100	RPI 101-150	RPI 150+				
13- 15	0- 2	0- 0	OVERALL	0- 4	2- 2	11- 7				
9- 6	0- 0	0- 0	HOME	0- 2	1- 2	8- 2				
4- 9	0- 1	0- 0	AWAY	0- 2	1- 0	3- 5				
0- 0	0- 0	0- 0	NEUTRAL	0- 0	0- 0	0- 0				
6- 6	0- 2	0- 0	NON-CONFERENCE	0- 0	1- 1	5- 3				
5- 2	0- 0	0- 0	HOME	0- 0	1- 1	4- 1				
1- 4	0- 2	0- 0	AWAY	0- 0	0- 0	1- 2				
0- 0	0- 0	0- 0	NEUTRAL	0- 0	0- 0	0- 0				
7- 9	0- 0	0- 0	CONFERENCE	0- 4	1- 1	6- 4				
4- 4	0- 0	0- 0	HOME	0- 2	0- 1	4- 1				
3- 5	0- 0	0- 0	AWAY	0- 2	1- 0	2- 3				
0- 0	0- 0	0- 0	NEUTRAL	0- 0	0- 0	0- 0				

RPI 1-25				RPI 26-50				RPI 51-100				RPI 101+ Team's RPI: 218			
RPI	S	Opponent	Score	RPI	S	Opponent	Score	RPI	S	Opponent	Score	RPI	S	Opponent	Score
1	A	Notre Dame	51 105					80	A	Albany (NY)	57 93	126	H	Yale	80 72
14	A	Duke	48 95					80	H	Albany (NY)	50 78	136	H	Rhode Island	66 75
								95	A	Maine	54 68	145	A	Hartford	65 62
								95	H	Maine	46 74	145	H	Hartford	56 67
												156	H	Bryant	86 85
												165	H	Central Conn. St.	58 81
												185	A	Holy Cross	63 78
												189	A	Stony Brook	36 62
												189	H	Stony Brook	60 64
												209	A	New Hampshire	51 58
												209	H	New Hampshire	70 65
												252	H	St. Francis Brooklyn	64 62
												259	A	UMBC	84 78
												259	H	UMBC	75 62
												269	A	Providence	54 66
												290	A	Columbia	69 59
												296	H	NJIT	60 51
												301	H	Fairleigh Dickinson	78 67
												304	A	Vermont	72 64
												304	H	Vermont	72 63
												325	A	Binghamton	64 65
												325	H	Binghamton	66 49
LAST 12 Division I GAMES:															
296	H	NJIT	60 51	80	A	Albany (NY)	57 93								
304	A	Vermont	72 64	259	A	UMBC	84 78								
209	H	New Hampshire	70 65	325	H	Binghamton	66 49								
189	A	Stony Brook	36 62	304	H	Vermont	72 63								
145	A	Hartford	65 62	189	H	Stony Brook	60 64								
95	H	Maine	46 74	209	A	New Hampshire	51 58								

Non-Div I Games: Mount Ida 93 41

UMass Lowell

■ Loss, 
 ■ Non-Conf, S Site, 
 ■ Home 
 ■ Away 
 N Neutral

## UNC Asheville

Through Games Of March 11, 2015

Average RPI Win:	320	WON-LOST	WINNING	LAST 10	STRENGTH OF	OPP. STRENGTH	TEAM	ADJ.	CONF.	ADJ CONF.
Average RPI Loss:	191	RECORD	PCT. RANK	GAMES	SCHEDULE	OF SCHEDULE	RPI	RPI	RPI	RPI
DIV. I ONLY	8- 22	291	3- 7	279	337	306	306	28	28	
DIV. I NON-CONF.	0- 8	339	0- 0	249	316	346	346	32	32	
TOTALS	RPI 1-25	RPI 26-50	W-L RECORDS	RPI 51-100	RPI 101-150	RPI 150+				
8- 22	0- 1	0- 0	OVERALL	0- 3	0- 4	8- 14				
4- 9	0- 0	0- 0	HOME	0- 1	0- 2	4- 6				
4- 12	0- 1	0- 0	AWAY	0- 1	0- 2	4- 8				
0- 1	0- 0	0- 0	NEUTRAL	0- 1	0- 0	0- 0				
0- 8	0- 1	0- 0	NON-CONFERENCE	0- 0	0- 2	0- 5				
0- 3	0- 0	0- 0	HOME	0- 0	0- 1	0- 2				
0- 5	0- 1	0- 0	AWAY	0- 0	0- 1	0- 3				
0- 0	0- 0	0- 0	NEUTRAL	0- 0	0- 0	0- 0				
8- 14	0- 0	0- 0	CONFERENCE	0- 3	0- 2	8- 9				
4- 6	0- 0	0- 0	HOME	0- 1	0- 1	4- 4				
4- 7	0- 0	0- 0	AWAY	0- 1	0- 1	4- 5				
0- 1	0- 0	0- 0	NEUTRAL	0- 1	0- 0	0- 0				

RPI 1-25				RPI 26-50				RPI 51-100				RPI 101+ Team's RPI: 306			
RPI	S	Opponent	Score	RPI	S	Opponent	Score	RPI	S	Opponent	Score	RPI	S	Opponent	Score
25	A	South Fla.	53 97					63	A	Liberty	58 62	108	H	East Tenn. St.	68 81
								63	H	Liberty	55 67	147	A	Furman	71 81
								63	N	Liberty	51 59	149	A	High Point	54 57
												149	H	High Point	50 67
												180	A	N.C. A&T	46 63
												197	A	Winthrop	55 75
												197	H	Winthrop	54 57
												203	A	Campbell	55 60
												203	H	Campbell	51 56
												206	A	Radford	47 50
												206	H	Radford	65 67
												220	A	USC Upstate	60 67
												242	A	Presbyterian	57 69
												242	H	Presbyterian	59 46
												279	A	Gardner-Webb	64 55
												279	H	Gardner-Webb	58 66
												298	H	Western Caro.	66 79
												315	H	Wofford	52 70
												334	A	Coastal Caro.	87 53
												334	A	Coastal Caro.	68 54
												334	H	Coastal Caro.	68 61
												339	A	N.C. Central	52 55
												344	A	Longwood	60 44
												344	H	Longwood	88 77
												348	A	Charleston So.	57 70
												348	H	Charleston So.	56 47
LAST 12 Division I GAMES:															
				63	N	Liberty	51 59	203	H	Campbell	51 56				
				334	A	Coastal Caro.	68 54	197	H	Winthrop	54 57				
				334	A	Coastal Caro.	87 53	344	H	Longwood	88 77				
				206	A	Radford	47 50	348	A	Charleston So.	57 70				
				279	H	Gardner-Webb	58 66	242	H	Presbyterian	59 46				
				149	A	High Point	54 57	63	A	Liberty	58 62				

Non-Div I Games: Barton 71 48

UNC Asheville

■ Loss, 
 ■ Non-Conf, S Site, 
 ■ Home 
 ■ Away 
 N Neutral

UNC Greensboro

Through Games Of March 11, 2015

Average RPI Win:	301	WON-LOST	WINNING	LAST 10	STRENGTH OF	OPP. STRENGTH	TEAM	ADJ.	CONF.	ADJ CONF.
Average RPI Loss:	165	RECORD	PCT. RANK	GAMES	SCHEDULE	OF SCHEDULE	RPI	RPI	RPI	RPI
DIV. I ONLY	5- 24	321	1- 9	198	255	308	308	20	20	
DIV. I NON-CONF.	4- 10	259	0- 0	276	293	283	283	22	22	
TOTALS	RPI 1-25	RPI 26-50	W-L RECORDS	RPI 51-100	RPI 101-150	RPI 150+				
5- 24	0- 3	0- 0	OVERALL	0- 2	0- 7	5- 12				
3- 7	0- 1	0- 0	HOME	0- 0	0- 2	3- 4				
2- 13	0- 1	0- 0	AWAY	0- 1	0- 4	2- 7				
0- 4	0- 1	0- 0	NEUTRAL	0- 1	0- 1	0- 1				
4- 10	0- 0	0- 0	NON-CONFERENCE	0- 2	0- 3	4- 5				
2- 1	0- 0	0- 0	HOME	0- 0	0- 0	2- 1				
2- 6	0- 0	0- 0	AWAY	0- 1	0- 2	2- 3				
0- 3	0- 0	0- 0	NEUTRAL	0- 1	0- 1	0- 1				
1- 14	0- 3	0- 0	CONFERENCE	0- 0	0- 4	1- 7				
1- 6	0- 1	0- 0	HOME	0- 0	0- 2	1- 3				
0- 7	0- 1	0- 0	AWAY	0- 0	0- 2	0- 4				
0- 1	0- 1	0- 0	NEUTRAL	0- 0	0- 0	0- 0				

RPI 1-25				RPI 26-50				RPI 51-100				RPI 101+				Team's RPI: 308	
RPI	S	Opponent	Score	RPI	S	Opponent	Score	RPI	S	Opponent	Score	RPI	S	Opponent	Score		
20	A	Chattanooga	52 76					58	N	LSU	61 82	108	A	East Tenn. St.	65 87		
20	H	Chattanooga	46 81					72	A	Hawaii	54 74	108	H	East Tenn. St.	66 84		
20	N	Chattanooga	44 78									138	N	Northern Ky.	58 66		
												141	A	VCU	73 80		
												147	A	Furman	68 77		
												147	H	Furman	70 78		
												149	A	High Point	67 78		
												166	A	St. Bonaventure	60 78		
												192	A	Mercer	62 80		
												192	H	Mercer	73 74		
												196	A	Navy	64 71		
												202	A	Clemson	51 80		
												205	A	Samford	66 88		
												205	H	Samford	56 62		
												220	H	USC Upstate	60 69		
												279	H	Gardner-Webb	76 60		
												281	A	Col. of Charleston	70 68		
												284	H	South Carolina St.	70 50		
												298	A	Western Caro.	49 70		
												298	H	Western Caro.	80 86		
												315	A	Wofford	64 77		
												315	H	Wofford	65 59		
												338	N	Florida A&M	64 70		
												344	A	Longwood	70 64		
LAST 12 Division I GAMES:																	
				20	N	Chattanooga	44 78			205	A	Samford	66 88				
				298	H	Western Caro.	80 86			192	A	Mercer	62 80				
				315	H	Wofford	65 59			147	H	Furman	70 78				
				147	A	Furman	68 77			315	A	Wofford	64 77				
				108	H	East Tenn. St.	66 84			298	A	Western Caro.	49 70				
				20	A	Chattanooga	52 76			20	H	Chattanooga	46 81				

Non-Div I Games: Livingstone 81 77

UNC Greensboro

Loss, Non-Conf, S Site, H Home A Away N Neutral

Average RPI Win: <b>207</b>	WON-LOST	WINNING	LAST 10	STRENGTH OF	OPP. STRENGTH	TEAM	ADJ.	CONF.	ADJ CONF.
Average RPI Loss: <b>145</b>	RECORD	PCT. RANK	GAMES	SCHEDULE	OF SCHEDULE	RPI	RPI	RPI	RPI
DIV. I ONLY	<b>13- 15</b>	<b>201</b>	<b>6- 4</b>	<b>211</b>	<b>139</b>	<b>223</b>	<b>223</b>	<b>14</b>	<b>14</b>
DIV. I NON-CONF.	<b>3- 7</b>	<b>250</b>	<b>0- 0</b>	<b>265</b>	<b>247</b>	<b>314</b>	<b>314</b>	<b>11</b>	<b>11</b>
TOTALS	RPI 1-25	RPI 26-50	W-L RECORDS	RPI 51-100	RPI 101-150	RPI 150+			
13- 15	0- 0	0- 3	OVERALL	0- 3	4- 2	9- 7			
10- 6	0- 0	0- 1	HOME	0- 2	3- 1	7- 2			
3- 9	0- 0	0- 2	AWAY	0- 1	1- 1	2- 5			
0- 0	0- 0	0- 0	NEUTRAL	0- 0	0- 0	0- 0			
3- 7	0- 0	0- 1	NON-CONFERENCE	0- 1	1- 1	2- 4			
3- 4	0- 0	0- 0	HOME	0- 1	1- 1	2- 2			
0- 3	0- 0	0- 1	AWAY	0- 0	0- 0	0- 2			
0- 0	0- 0	0- 0	NEUTRAL	0- 0	0- 0	0- 0			
10- 8	0- 0	0- 2	CONFERENCE	0- 2	3- 1	7- 3			
7- 2	0- 0	0- 1	HOME	0- 1	2- 0	5- 0			
3- 6	0- 0	0- 1	AWAY	0- 1	1- 1	2- 3			
0- 0	0- 0	0- 0	NEUTRAL	0- 0	0- 0	0- 0			

RPI S	Opponent	Score	RPI S	Opponent	Score	RPI S	Opponent	Score	RPI S	Opponent	Score	Team's RPI: 223
28	A James Madison	57 <b>74</b>	64	A Drexel	53 <b>58</b>	101	A Elon	86 82				
28	H James Madison	49 <b>85</b>	64	H Drexel	44 <b>61</b>	101	H Elon	76 68				
50	A Stetson	55 <b>72</b>	91	H Richmond	67 <b>77</b>	102	A Hofstra	57 <b>71</b>				
						102	H Hofstra	76 75				
						108	H East Tenn. St.	61 48				
						141	H VCU	53 <b>59</b>				
						173	A Appalachian St.	72 <b>82</b>				
						175	A William & Mary	62 <b>67</b>				
						175	H William & Mary	63 62				
						198	A Delaware	60 <b>69</b>				
						198	H Delaware	71 68				
						203	H Campbell	89 80				
						221	A Fla. Atlantic	80 <b>84</b>				
						239	H North Florida	41 <b>55</b>				
						243	A Towson	73 71				
						243	H Towson	71 63				
						281	A Col. of Charleston	76 65				
						281	H Col. of Charleston	69 57				
						298	H Western Caro.	53 <b>64</b>				
						305	A Northeastern	64 <b>73</b>				
						305	H Northeastern	84 78				
						348	H Charleston So.	80 70				
LAST 12 Division I GAMES:												
102	H Hofstra	76 75	101	A Elon	86 82							
281	A Col. of Charleston	76 65	198	A Delaware	60 <b>69</b>							
198	H Delaware	71 68	64	H Drexel	44 <b>61</b>							
243	A Towson	73 71	175	A William & Mary	62 <b>67</b>							
28	H James Madison	49 <b>85</b>	243	H Towson	71 63							
305	H Northeastern	84 78	101	H Elon	76 68							

Non-Div I Games: UNC Pembroke 75 38

UNCW

■ Loss, 
 ■ Non-Conf, S Site, 
 ■ Home 
 ■ Away 
 N Neutral

UNI				STRENGTH OF SCHEDULE	OPP. STRENGTH OF SCHEDULE	TEAM RPI	ADJ. RPI	CONF. RPI	ADJ CONF. RPI
Average RPI Win:	238	WON-LOST	WINNING						
Average RPI Loss:	75	RECORD	PCT. RANK						
DIV. I ONLY	16- 13	143	6- 4	119	178	122	122	19	19
DIV. I NON-CONF.	4- 7	221	0- 0	18	119	135	135	16	16
TOTALS	RPI 1-25	RPI 26-50	W-L RECORDS	RPI 51-100	RPI 101-150	RPI 150+			
16- 13	0- 1	0- 3	OVERALL	0- 6	2- 2	14- 1			
10- 4	0- 0	0- 2	HOME	0- 2	1- 0	9- 0			
6- 8	0- 1	0- 1	AWAY	0- 3	1- 2	5- 1			
0- 1	0- 0	0- 0	NEUTRAL	0- 1	0- 0	0- 0			
4- 7	0- 1	0- 1	NON-CONFERENCE	0- 4	1- 1	3- 0			
3- 2	0- 0	0- 1	HOME	0- 1	0- 0	3- 0			
1- 4	0- 1	0- 0	AWAY	0- 2	1- 1	0- 0			
0- 1	0- 0	0- 0	NEUTRAL	0- 1	0- 0	0- 0			
12- 6	0- 0	0- 2	CONFERENCE	0- 2	1- 1	11- 1			
7- 2	0- 0	0- 1	HOME	0- 1	1- 0	6- 0			
5- 4	0- 0	0- 1	AWAY	0- 1	0- 1	5- 1			
0- 0	0- 0	0- 0	NEUTRAL	0- 0	0- 0	0- 0			

RPI 1-25				RPI 26-50				RPI 51-100				RPI 101+ Team's RPI: 122			
RPI	S	Opponent	Score	RPI	S	Opponent	Score	RPI	S	Opponent	Score	RPI	S	Opponent	Score
9	A	Iowa	45 73	38	A	Wichita St.	54 66	53	N	Tulane	48 71	102	A	Hofstra	58 61
				38	H	Wichita St.	52 70	71	A	South Dakota	77 85	115	A	Tulsa	69 66
				46	H	South Dakota St.	60 74	79	A	Drake	67 87	123	A	Missouri St.	70 72
								79	H	Drake	72 76	123	H	Missouri St.	64 56
								81	A	Akron	73 82	152	H	Dartmouth	62 46
								89	H	Creighton	56 58	164	A	Southern Ill.	75 79
												164	H	Southern Ill.	79 70
												169	A	Indiana St.	57 55
												169	H	Indiana St.	64 29
												250	H	Northern Ill.	51 42
												251	A	Evansville	58 44
												251	H	Evansville	89 44
												267	H	North Dakota St.	56 41
												307	A	Loyola Chicago	75 58
												307	H	Loyola Chicago	69 64
												319	A	Bradley	70 51
												319	H	Bradley	74 68
												324	A	Illinois St.	59 52
												324	H	Illinois St.	71 43
LAST 12 Division I GAMES:															
319	H	Bradley	74 68	79	A	Drake	67 87								
307	H	Loyola Chicago	69 64	164	A	Southern Ill.	75 79								
38	A	Wichita St.	54 66	324	A	Illinois St.	59 52								
123	A	Missouri St.	70 72	123	H	Missouri St.	64 56								
251	H	Evansville	89 44	38	H	Wichita St.	52 70								
169	H	Indiana St.	64 29	169	A	Indiana St.	57 55								

Non-Div I Games:

UNI

■ Loss, 
 ■ Non-Conf, S Site, 
 ■ Home 
 ■ Away 
 N Neutral



Average RPI Win:	235	WON-LOST	WINNING	LAST 10	STRENGTH OF	OPP. STRENGTH	TEAM	ADJ.	CONF.	ADJ CONF.
Average RPI Loss:	151	RECORD	PCT. RANK	GAMES	SCHEDULE	OF SCHEDULE	RPI	RPI	RPI	RPI
DIV. I ONLY	13- 17	218	5- 5	226	238	233	233	22	22	
DIV. I NON-CONF.	3- 8	263	0- 0	128	244	267	267	19	19	
TOTALS	RPI 1-25	RPI 26-50	W-L RECORDS	RPI 51-100	RPI 101-150	RPI 150+				
13- 17	0- 0	0- 3	OVERALL	2- 3	1- 4	10- 7				
9- 6	0- 0	0- 2	HOME	1- 1	0- 2	8- 1				
4- 10	0- 0	0- 1	AWAY	1- 2	1- 1	2- 6				
0- 1	0- 0	0- 0	NEUTRAL	0- 0	0- 1	0- 0				
3- 8	0- 0	0- 3	NON-CONFERENCE	0- 1	0- 2	3- 2				
3- 2	0- 0	0- 2	HOME	0- 0	0- 0	3- 0				
0- 5	0- 0	0- 1	AWAY	0- 1	0- 1	0- 2				
0- 1	0- 0	0- 0	NEUTRAL	0- 0	0- 1	0- 0				
10- 9	0- 0	0- 0	CONFERENCE	2- 2	1- 2	7- 5				
6- 4	0- 0	0- 0	HOME	1- 1	0- 2	5- 1				
4- 5	0- 0	0- 0	AWAY	1- 1	1- 0	2- 4				
0- 0	0- 0	0- 0	NEUTRAL	0- 0	0- 0	0- 0				

RPI S	Opponent	Score	RPI S	Opponent	Score	RPI S	Opponent	Score	RPI S	Opponent	Score	Team's RPI: 233
34	H Northwestern	84 88	54	A Fresno St.	73 70	103	N Missouri	60 79				
46	H South Dakota St.	59 65	72	A Hawaii	70 79	120	A Boise St.	74 60				
49	A BYU	61 76	84	H Colorado St.	43 55	120	H Boise St.	46 64				
			92	A New Mexico	60 63	120	H Boise St.	67 78				
			92	H New Mexico	79 73	125	A Bakersfield	71 74				
						214	A Wyoming	68 99				
						214	H Wyoming	58 55				
						225	A San Diego St.	61 76				
						225	H San Diego St.	64 47				
						228	A San Jose St.	72 68				
						228	H San Jose St.	97 99				
						237	A Utah	49 62				
						246	H A&M-Corpus Christi	77 65				
						256	A Southern Utah	84 93				
						270	H Loyola Marymount	91 76				
						277	A Utah St.	72 85				
						277	H Utah St.	69 61				
						287	A Nevada	62 71				
						287	H Nevada	75 52				
						345	A Air Force	91 79				
						345	H Air Force	82 61				
						347	H Delaware St.	91 78				
LAST 12 Division I GAMES:												
120	H Boise St.	46 64	120	A Boise St.	74 60							
228	H San Jose St.	97 99	345	H Air Force	82 61							
225	A San Diego St.	61 76	54	A Fresno St.	73 70							
214	A Wyoming	68 99	84	H Colorado St.	43 55							
277	H Utah St.	69 61	345	A Air Force	91 79							
92	H New Mexico	79 73	287	H Nevada	75 52							

Non-Div I Games:

UNLV

■ Loss, 
 ■ Non-Conf, S Site, 
 ■ Home 
 ■ Away 
 N Neutral

## USC Upstate

Through Games Of March 11, 2015

Average RPI Win:	262	WON-LOST	WINNING	LAST 10	STRENGTH OF	OPP. STRENGTH	TEAM	ADJ.	CONF.	ADJ CONF.
Average RPI Loss:	134	RECORD	PCT. RANK	GAMES	SCHEDULE	OF SCHEDULE	RPI	RPI	RPI	RPI
DIV. I ONLY	12- 16	225	5- 5	221	194	220	220	11	11	
DIV. I NON-CONF.	6- 7	175	0- 0	321	297	244	244	12	12	
TOTALS	RPI 1-25	RPI 26-50	W-L RECORDS	RPI 51-100	RPI 101-150	RPI 150+				
12- 16	0- 3	0- 2	OVERALL	0- 1	0- 4	12- 6				
8- 4	0- 1	0- 1	HOME	0- 0	0- 1	8- 1				
4- 12	0- 2	0- 1	AWAY	0- 1	0- 3	4- 5				
0- 0	0- 0	0- 0	NEUTRAL	0- 0	0- 0	0- 0				
6- 7	0- 1	0- 0	NON-CONFERENCE	0- 1	0- 1	6- 4				
5- 0	0- 0	0- 0	HOME	0- 0	0- 0	5- 0				
1- 7	0- 1	0- 0	AWAY	0- 1	0- 1	1- 4				
0- 0	0- 0	0- 0	NEUTRAL	0- 0	0- 0	0- 0				
6- 9	0- 2	0- 2	CONFERENCE	0- 0	0- 3	6- 2				
3- 4	0- 1	0- 1	HOME	0- 0	0- 1	3- 1				
3- 5	0- 1	0- 1	AWAY	0- 0	0- 2	3- 1				
0- 0	0- 0	0- 0	NEUTRAL	0- 0	0- 0	0- 0				

RPI 1-25				RPI 26-50				RPI 51-100				RPI 101+ Team's RPI: 220			
RPI	S	Opponent	Score	RPI	S	Opponent	Score	RPI	S	Opponent	Score	RPI	S	Opponent	Score
9	A	Iowa	56 107	50	A	Stetson	44 67	56	A	Iowa St.	76 98	138	A	Northern Ky.	74 77
16	A	FGCU	61 79	50	H	Stetson	66 92					138	A	Northern Ky.	45 64
16	H	FGCU	59 75									138	H	Northern Ky.	60 83
												147	A	Furman	59 74
												162	A	Kennesaw St.	55 67
												162	H	Kennesaw St.	63 72
												200	A	Jacksonville	60 58
												200	H	Jacksonville	66 64
												201	A	Alabama	65 74
												239	A	North Florida	59 50
												239	H	North Florida	61 49
												245	H	Morehead St.	75 69
												253	A	Lipscomb	76 67
												253	H	Lipscomb	71 68
												265	H	Norfolk St.	70 58
												281	A	Col. of Charleston	60 61
												284	A	South Carolina St.	50 60
												298	A	Western Caro.	59 63
												306	H	UNC Asheville	67 60
												308	A	UNC Greensboro	69 60
												314	H	UMES	60 38
												316	H	IPFW	85 73
LAST 12 Division I GAMES:															
138	A	Northern Ky.	45 64	239	A	North Florida	59 50								
138	H	Northern Ky.	60 83	162	A	Kennesaw St.	55 67								
253	A	Lipscomb	76 67	239	H	North Florida	61 49								
16	H	FGCU	59 75	200	H	Jacksonville	66 64								
50	H	Stetson	66 92	50	A	Stetson	44 67								
200	A	Jacksonville	60 58	16	A	FGCU	61 79								

Non-Div I Games: Converse 78 50 Brevard 72 44

USC Upstate

Loss, Non-Conf, S Site, H Home A Away N Neutral

Average RPI Win:	262	WON-LOST	WINNING	LAST 10	STRENGTH OF	OPP. STRENGTH	TEAM	ADJ.	CONF.	ADJ CONF.
Average RPI Loss:	131	RECORD	PCT. RANK	GAMES	SCHEDULE	OF SCHEDULE	RPI	RPI	RPI	RPI
DIV. I ONLY	22- 10	66	9- 1	302	244	134	134	26	26	
DIV. I NON-CONF.	4- 9	243	0- 0	257	45	252	252	26	26	
TOTALS	RPI 1-25	RPI 26-50	W-L RECORDS	RPI 51-100	RPI 101-150	RPI 150+				
22- 10	0- 3	0- 0	OVERALL	0- 0	0- 1	22- 6				
10- 2	0- 1	0- 0	HOME	0- 0	0- 0	10- 1				
10- 5	0- 1	0- 0	AWAY	0- 0	0- 1	10- 3				
2- 3	0- 1	0- 0	NEUTRAL	0- 0	0- 0	2- 2				
4- 9	0- 3	0- 0	NON-CONFERENCE	0- 0	0- 1	4- 5				
2- 2	0- 1	0- 0	HOME	0- 0	0- 0	2- 1				
2- 5	0- 1	0- 0	AWAY	0- 0	0- 1	2- 3				
0- 2	0- 1	0- 0	NEUTRAL	0- 0	0- 0	0- 1				
18- 1	0- 0	0- 0	CONFERENCE	0- 0	0- 0	18- 1				
8- 0	0- 0	0- 0	HOME	0- 0	0- 0	8- 0				
8- 0	0- 0	0- 0	AWAY	0- 0	0- 0	8- 0				
2- 1	0- 0	0- 0	NEUTRAL	0- 0	0- 0	2- 1				

RPI 1-25				RPI 26-50				RPI 51-100				RPI 101+ Team's RPI: 134			
RPI	S	Opponent	Score	RPI	S	Opponent	Score	RPI	S	Opponent	Score	RPI	S	Opponent	Score
7	A	Louisville	43 77									103	A	Missouri	65 74
13	N	Dayton	47 78									155	A	Tennessee St.	64 58
20	H	Chattanooga	54 65									155	N	Tennessee St.	60 64
												164	H	Southern Ill.	78 87
												171	A	Belmont	85 68
												171	N	Belmont	71 65
												176	A	SIUE	79 72
												176	H	SIUE	69 68
												201	A	Alabama	55 68
												205	A	Samford	75 79
												207	H	Jacksonville St.	67 47
												215	A	Arizona	56 61
												230	N	Pepperdine	58 59
												245	H	Morehead St.	99 70
												251	H	Evansville	84 74
												258	H	Cincinnati	62 61
												261	A	Austin Peay	71 61
												261	H	Austin Peay	91 63
												275	A	Miami (OH)	90 57
												289	H	Eastern Ky.	76 63
												302	A	Eastern Ill.	63 60
												302	H	Eastern Ill.	81 51
												302	N	Eastern Ill.	68 35
												317	A	Southeast Mo. St.	78 60
												317	H	Southeast Mo. St.	96 55
												324	A	Illinois St.	79 46
LAST 12 Division I GAMES:															
				155	N	Tennessee St.	60 64	261	H	Austin Peay	91 63				
				171	N	Belmont	71 65	317	A	Southeast Mo. St.	78 60				
				302	N	Eastern Ill.	68 35	176	H	SIUE	69 68				
				331	H	Murray St.	87 74	261	A	Austin Peay	71 61				
				302	A	Eastern Ill.	63 60	331	A	Murray St.	95 85				
				176	A	SIUE	79 72	155	A	Tennessee St.	64 58				

Non-Div I Games:

UT Martin

■ Loss, 
 ■ Non-Conf, S Site, 
 ■ Home 
 ■ Away 
 N Neutral

U  
T  
M  
a  
r  
t  
i  
n

RPI S Opponent Score

Through Games Of March 11, 2015

RPI	S	Opponent	Score	
331	A	Murray St.	95	85
331	H	Murray St.	87	74
335	A	Tennessee Tech	79	59

U  
T  
M  
a  
r  
t  
i  
n

UT Martin



Average RPI Win: <b>222</b>	WON-LOST	WINNING	LAST 10	STRENGTH OF	OPP. STRENGTH	TEAM	ADJ.	CONF.	ADJ CONF.
Average RPI Loss: <b>137</b>	RECORD	PCT. RANK	GAMES	SCHEDULE	OF SCHEDULE	RPI	RPI	RPI	RPI
DIV. I ONLY	<b>16- 14</b>	<b>159</b>	<b>7- 3</b>	<b>183</b>	<b>211</b>	<b>172</b>	<b>172</b>	<b>17</b>	<b>17</b>
DIV. I NON-CONF.	<b>5- 7</b>	<b>204</b>	<b>0- 0</b>	<b>139</b>	<b>271</b>	<b>202</b>	<b>202</b>	<b>18</b>	<b>18</b>
TOTALS	RPI 1-25	RPI 26-50	W-L RECORDS	RPI 51-100	RPI 101-150	RPI 150+			
16- 14	0- 1	1- 0	OVERALL	0- 5	2- 3	13- 5			
10- 5	0- 0	1- 0	HOME	0- 3	1- 1	8- 1			
6- 7	0- 1	0- 0	AWAY	0- 2	1- 2	5- 2			
0- 2	0- 0	0- 0	NEUTRAL	0- 0	0- 0	0- 2			
5- 7	0- 1	0- 0	NON-CONFERENCE	0- 2	0- 2	5- 2			
3- 3	0- 0	0- 0	HOME	0- 2	0- 1	3- 0			
2- 2	0- 1	0- 0	AWAY	0- 0	0- 1	2- 0			
0- 2	0- 0	0- 0	NEUTRAL	0- 0	0- 0	0- 2			
11- 7	0- 0	1- 0	CONFERENCE	0- 3	2- 1	8- 3			
7- 2	0- 0	1- 0	HOME	0- 1	1- 0	5- 1			
4- 5	0- 0	0- 0	AWAY	0- 2	1- 1	3- 2			
0- 0	0- 0	0- 0	NEUTRAL	0- 0	0- 0	0- 0			

RPI 1-25				RPI 26-50				RPI 51-100				RPI 101+				Team's RPI: 172	
RPI	S	Opponent	Score	RPI	S	Opponent	Score	RPI	S	Opponent	Score	RPI	S	Opponent	Score		
21	A	Texas	48 68	30	H	Western Ky.	64 63	66	A	Middle Tenn.	53 73	114	A	Louisiana Tech	74 79		
								71	H	South Dakota	69 76	114	H	Louisiana Tech	60 53		
								79	H	Drake	61 69	131	A	Old Dominion	52 51		
								94	A	Southern Miss.	60 69	137	A	Texas Tech	48 64		
								94	H	Southern Miss.	59 61	140	H	Texas St.	53 57		
												158	A	Charlotte	54 74		
												163	A	Texas-Arlington	63 55		
												176	H	SIUE	75 60		
												177	A	UAB	57 73		
												183	A	Lamar	72 40		
												187	H	Marshall	60 48		
												210	N	Nicholls St.	49 57		
												221	H	Fla. Atlantic	68 45		
												244	A	UTEP	55 53		
												244	H	UTEP	72 59		
												257	H	Abilene Christian	70 57		
												268	A	Rice	60 49		
												268	H	Rice	58 62		
												288	N	Houston	53 56		
												330	A	North Texas	57 54		
												330	H	North Texas	53 45		
												333	H	FIU	74 56		
												341	H	Incarnate Word	57 31		
LAST 12 Division I GAMES:																	
330	A	North Texas	57 54	131	A	Old Dominion	52 51										
268	A	Rice	60 49	221	H	Fla. Atlantic	68 45										
114	H	Louisiana Tech	60 53	333	H	FIU	74 56										
94	H	Southern Miss.	59 61	177	A	UAB	57 73										
244	H	UTEP	72 59	66	A	Middle Tenn.	53 73										
158	A	Charlotte	54 74	30	H	Western Ky.	64 63										

Non-Div I Games:

UTSA

■ Loss, 
 ■ Non-Conf, S Site, 
 ■ Home 
 ■ Away 
 N Neutral

Average RPI Win:	186	WON-LOST	WINNING	LAST 10	STRENGTH OF	OPP. STRENGTH	TEAM	ADJ.	CONF.	ADJ CONF.
Average RPI Loss:	78	RECORD	PCT. RANK	GAMES	SCHEDULE	OF SCHEDULE	RPI	RPI	RPI	RPI
DIV. I ONLY	9- 21	277	2- 8	86	35	237	237	5	5	
DIV. I NON-CONF.	6- 5	145	0- 0	232	88	205	205	5	5	
TOTALS	RPI 1-25	RPI 26-50	W-L RECORDS	RPI 51-100	RPI 101-150	RPI 150+				
9- 21	0- 5	1- 4	OVERALL	0- 10	1- 0	7- 2				
9- 7	0- 2	1- 1	HOME	0- 4	1- 0	7- 0				
0- 11	0- 3	0- 2	AWAY	0- 5	0- 0	0- 1				
0- 3	0- 0	0- 1	NEUTRAL	0- 1	0- 0	0- 1				
6- 5	0- 0	0- 2	NON-CONFERENCE	0- 2	1- 0	5- 1				
6- 1	0- 0	0- 1	HOME	0- 0	1- 0	5- 0				
0- 2	0- 0	0- 1	AWAY	0- 1	0- 0	0- 0				
0- 2	0- 0	0- 0	NEUTRAL	0- 1	0- 0	0- 1				
3- 16	0- 5	1- 2	CONFERENCE	0- 8	0- 0	2- 1				
3- 6	0- 2	1- 0	HOME	0- 4	0- 0	2- 0				
0- 9	0- 3	0- 1	AWAY	0- 4	0- 0	0- 1				
0- 1	0- 0	0- 1	NEUTRAL	0- 0	0- 0	0- 0				

RPI 1-25				RPI 26-50				RPI 51-100				RPI 101+ Team's RPI: 237			
RPI	S	Opponent	Score	RPI	S	Opponent	Score	RPI	S	Opponent	Score	RPI	S	Opponent	Score
15	A	Arizona St.	42 46	31	A	Washington	51 63	70	A	Washington St.	54 63	114	H	Louisiana Tech	67 52
15	H	Arizona St.	48 58	31	H	Washington	69 61	70	H	Washington St.	52 61	158	H	Charlotte	54 52
18	A	Stanford	44 55	31	N	Washington	64 75	89	A	Creighton	56 64	179	H	Oregon	66 64
19	H	Oregon St.	42 52	35	A	Nebraska	43 66	93	A	UCLA	45 58	215	A	Arizona	41 64
23	A	California	49 67	49	H	BYU	56 60	93	H	UCLA	46 49	215	H	Arizona	62 48
								96	A	Southern California	54 73	228	H	San Jose St.	100 87
								96	H	Southern California	43 46	233	H	UNLV	62 49
								99	A	Colorado	72 77	240	H	Idaho St.	59 40
								99	H	Colorado	54 73	277	H	Utah St.	63 57
								100	N	Ole Miss	38 52	292	N	Portland	50 58
LAST 12 Division I GAMES:															
				31	N	Washington	64 75	31	H	Washington	69 61				
				215	A	Arizona	41 64	93	A	UCLA	45 58				
				15	A	Arizona St.	42 46	96	A	Southern California	54 73				
				19	H	Oregon St.	42 52	15	H	Arizona St.	48 58				
				179	H	Oregon	66 64	215	H	Arizona	62 48				
				70	H	Washington St.	52 61	31	A	Washington	51 63				

Non-Div I Games:

Utah

■ Loss, 
 ■ Non-Conf, S Site, 
 ■ Home 
 ■ Away 
 N Neutral

Average RPI Win: <b>271</b>	WON-LOST	WINNING	LAST 10	STRENGTH OF	OPP. STRENGTH	TEAM	ADJ.	CONF.	ADJ CONF.
Average RPI Loss: <b>134</b>	RECORD	PCT. RANK	GAMES	SCHEDULE	OF SCHEDULE	RPI	RPI	RPI	RPI
DIV. I ONLY	7- 23	301	2- 8	132	188	277	277	22	22
DIV. I NON-CONF.	2- 9	297	0- 0	22	96	211	211	19	19
TOTALS	RPI 1-25	RPI 26-50	W-L RECORDS	RPI 51-100	RPI 101-150	RPI 150+			
7- 23	0- 2	0- 2	OVERALL	0- 6	1- 4	6- 9			
6- 6	0- 0	0- 1	HOME	0- 2	1- 1	5- 2			
1- 14	0- 2	0- 0	AWAY	0- 4	0- 2	1- 6			
0- 3	0- 0	0- 1	NEUTRAL	0- 0	0- 1	0- 1			
2- 9	0- 2	0- 2	NON-CONFERENCE	0- 1	1- 2	1- 2			
2- 1	0- 0	0- 1	HOME	0- 0	1- 0	1- 0			
0- 6	0- 2	0- 0	AWAY	0- 1	0- 1	0- 2			
0- 2	0- 0	0- 1	NEUTRAL	0- 0	0- 1	0- 0			
5- 14	0- 0	0- 0	CONFERENCE	0- 5	0- 2	5- 7			
4- 5	0- 0	0- 0	HOME	0- 2	0- 1	4- 2			
1- 8	0- 0	0- 0	AWAY	0- 3	0- 1	1- 4			
0- 1	0- 0	0- 0	NEUTRAL	0- 0	0- 0	0- 1			

RPI 1-25				RPI 26-50				RPI 51-100				RPI 101+ Team's RPI: 277			
RPI	S	Opponent	Score	RPI	S	Opponent	Score	RPI	S	Opponent	Score	RPI	S	Opponent	Score
4	A	Baylor	43 99	49	H	BYU	58 62	54	A	Fresno St.	55 64	117	N	Marist	65 68
19	A	Oregon St.	62 85	50	N	Stetson	64 84	54	H	Fresno St.	64 70	120	A	Boise St.	55 94
								61	A	Pacific	62 70	120	H	Boise St.	53 63
								84	A	Colorado St.	58 76	123	A	Sacramento St.	92 102
								92	A	New Mexico	59 60	128	H	Northern Colo.	65 61
								92	H	New Mexico	51 56	179	A	Oregon	77 100
												214	A	Wyoming	51 86
												214	H	Wyoming	57 61
												225	H	San Diego St.	59 70
												228	A	San Jose St.	58 62
												228	H	San Jose St.	85 80
												228	N	San Jose St.	85 99
												233	A	UNLV	61 69
												233	H	UNLV	85 72
												237	A	Utah	57 63
												287	A	Nevada	44 49
												287	H	Nevada	68 57
												329	H	Utah Valley	79 61
												345	A	Air Force	69 53
												345	H	Air Force	84 50
LAST 12 Division I GAMES:															
228	N	San Jose St.	85 99	228	H	San Jose St.	85 80								
84	A	Colorado St.	58 76	287	A	Nevada	44 49								
214	H	Wyoming	57 61	92	H	New Mexico	51 56								
345	H	Air Force	84 50	120	A	Boise St.	55 94								
233	A	UNLV	61 69	225	H	San Diego St.	59 70								
54	A	Fresno St.	55 64	214	A	Wyoming	51 86								

Non-Div I Games: Westminster (UT) 60 51

Utah St.

■ Loss, 
 ■ Non-Conf, S Site, 
 ■ Home 
 ■ Away 
 N Neutral



## Utah Valley

Through Games Of March 11, 2015

Average RPI Win:	267	WON-LOST	WINNING	LAST 10	STRENGTH OF	OPP. STRENGTH	TEAM	ADJ.	CONF.	ADJ CONF.
Average RPI Loss:	213	RECORD	PCT. RANK	GAMES	SCHEDULE	OF SCHEDULE	RPI	RPI	RPI	RPI
DIV. I ONLY	9- 19	268	4- 6	321	318	329	329	30	30	
DIV. I NON-CONF.	4- 9	243	0- 0	301	276	318	318	30	30	
TOTALS	RPI 1-25	RPI 26-50	W-L RECORDS	RPI 51-100	RPI 101-150	RPI 150+				
9- 19	0- 0	0- 0	OVERALL	0- 1	2- 7	7- 11				
9- 4	0- 0	0- 0	HOME	0- 0	2- 2	7- 2				
0- 13	0- 0	0- 0	AWAY	0- 1	0- 4	0- 8				
0- 2	0- 0	0- 0	NEUTRAL	0- 0	0- 1	0- 1				
4- 9	0- 0	0- 0	NON-CONFERENCE	0- 1	1- 4	3- 4				
4- 2	0- 0	0- 0	HOME	0- 0	1- 1	3- 1				
0- 6	0- 0	0- 0	AWAY	0- 1	0- 2	0- 3				
0- 1	0- 0	0- 0	NEUTRAL	0- 0	0- 1	0- 0				
5- 10	0- 0	0- 0	CONFERENCE	0- 0	1- 3	4- 7				
5- 2	0- 0	0- 0	HOME	0- 0	1- 1	4- 1				
0- 7	0- 0	0- 0	AWAY	0- 0	0- 2	0- 5				
0- 1	0- 0	0- 0	NEUTRAL	0- 0	0- 0	0- 1				

RPI 1-25			RPI 26-50			RPI 51-100			RPI 101+			Team's RPI: 329
RPI	S	Opponent	Score	RPI	S	Opponent	Score	RPI	S	Opponent	Score	
						97 A Montana	44 68	120 H Boise St.			68 60	
								125 A Bakersfield			54 78	
								125 H Bakersfield			70 58	
								129 H Eastern Wash.			62 68	
								132 A New Mexico St.			62 67	
								132 H New Mexico St.			58 68	
								135 A San Francisco			50 69	
								148 A UC Davis			49 59	
								150 N Saint Louis			66 68	
								204 A Tex.-Pan American			55 57	
								204 H Tex.-Pan American			52 59	
								240 A Idaho St.			67 68	
								256 A Southern Utah			61 66	
								256 H Southern Utah			72 76	
								260 H Weber St.			61 40	
								274 A Grand Canyon			50 60	
								274 H Grand Canyon			52 50	
								277 A Utah St.			61 79	
								294 H Omaha			59 57	
								300 A Seattle			58 73	
								300 H Seattle			73 42	
								300 N Seattle			62 64	
								342 A UMKC			58 61	
								342 H UMKC			61 51	
								343 A Chicago St.			55 60	
								343 H Chicago St.			68 53	
LAST 12 Division I GAMES:												
						300 N Seattle	62 64	274 A Grand Canyon			50 60	
						125 A Bakersfield	54 78	300 H Seattle			73 42	
						343 H Chicago St.	68 53	125 H Bakersfield			70 58	
						342 H UMKC	61 51	342 A UMKC			58 61	
						204 A Tex.-Pan American	55 57	343 A Chicago St.			55 60	
						132 A New Mexico St.	62 67	132 H New Mexico St.			58 68	

Non-Div I Games: Bristol 109 74 Montana Tech 75 65

Utah Valley

Loss, Non-Conf, S Site, H Home A Away N Neutral

RPI	S	Opponent	Score
345	H	Air Force	58 44

U  
t  
a  
h  
V  
a  
l  
l  
e  
y

U  
t  
a  
h  
V  
a  
l  
l  
e  
y

Utah Valley

Average RPI Win:	231	WON-LOST	WINNING	LAST 10	STRENGTH OF	OPP. STRENGTH	TEAM	ADJ.	CONF.	ADJ CONF.
Average RPI Loss:	99	RECORD	PCT. RANK	GAMES	SCHEDULE	OF SCHEDULE	RPI	RPI	RPI	RPI
DIV. I ONLY	16- 14	159	3- 7	152	150	141	141	6	6	
DIV. I NON-CONF.	9- 4	84	0- 0	162	335	81	81	6	6	
TOTALS	RPI 1-25	RPI 26-50	W-L RECORDS	RPI 51-100	RPI 101-150	RPI 150+				
16- 14	0- 2	0- 2	OVERALL	0- 5	3- 2	13- 3				
10- 4	0- 2	0- 0	HOME	0- 1	2- 0	8- 1				
6- 9	0- 0	0- 2	AWAY	0- 4	1- 1	5- 2				
0- 1	0- 0	0- 0	NEUTRAL	0- 0	0- 1	0- 0				
9- 4	0- 0	0- 1	NON-CONFERENCE	0- 1	1- 1	8- 1				
6- 0	0- 0	0- 0	HOME	0- 0	1- 0	5- 0				
3- 4	0- 0	0- 1	AWAY	0- 1	0- 1	3- 1				
0- 0	0- 0	0- 0	NEUTRAL	0- 0	0- 0	0- 0				
7- 10	0- 2	0- 1	CONFERENCE	0- 4	2- 1	5- 2				
4- 4	0- 2	0- 0	HOME	0- 1	1- 0	3- 1				
3- 5	0- 0	0- 1	AWAY	0- 3	1- 0	2- 1				
0- 1	0- 0	0- 0	NEUTRAL	0- 0	0- 1	0- 0				

RPI	S	Opponent	Score	RPI	S	Opponent	Score	RPI	S	Opponent	Score	RPI	S	Opponent	Score	Team's RPI: 141
11	H	George Washington	57 <b>65</b>	27	A	Ohio St.	86 <b>96</b>	63	A	Liberty	53 <b>69</b>	131	A	Old Dominion	44 <b>66</b>	
13	H	Dayton	56 <b>75</b>	48	A	Duquesne	47 <b>83</b>	73	A	Fordham	51 <b>60</b>	136	H	Rhode Island	64 48	
								87	A	Saint Joseph's	46 <b>63</b>	149	H	High Point	81 59	
								91	A	Richmond	63 <b>67</b>	150	A	Saint Louis	59 54	
								91	H	Richmond	49 <b>55</b>	150	N	Saint Louis	58 <b>65</b>	
												166	A	St. Bonaventure	61 51	
												175	A	William & Mary	48 <b>56</b>	
												180	H	N.C. A&T	60 51	
												184	H	La Salle	65 <b>74</b>	
												194	H	Massachusetts	65 43	
												204	H	Tex.-Pan American	64 43	
												223	A	UNCW	59 53	
												236	A	George Mason	79 <b>86</b>	
												236	H	George Mason	70 66	
												242	H	Presbyterian	55 36	
												263	A	Davidson	66 63	
												263	H	Davidson	62 53	
												308	H	UNC Greensboro	80 73	
												314	A	UMES	72 50	
												326	H	Wagner	84 75	
												336	A	Coppin St.	63 52	
LAST 12 Division I GAMES:																
150	N	Saint Louis	58 <b>65</b>	48	A	Duquesne	47 <b>83</b>	49	A	Richmond	63 <b>67</b>	184	H	La Salle	65 <b>74</b>	
91	H	Richmond	49 <b>55</b>	263	A	Davidson	66 63	236	H	George Mason	70 66	13	H	Dayton	56 <b>75</b>	
263	A	Davidson	66 63	194	H	Massachusetts	65 43	166	A	St. Bonaventure	61 51					
194	H	Massachusetts	65 43	11	H	George Washington	57 <b>65</b>									
11	H	George Washington	57 <b>65</b>	236	A	George Mason	79 <b>86</b>									

Non-Div I Games:

VCU

■ Loss, 
 ■ Non-Conf, S Site, 
 ■ Home 
 ■ Away 
 N Neutral

## Valparaiso

Through Games Of March 11, 2015

Average RPI Win:	247	WON-LOST	WINNING	LAST 10	STRENGTH OF	OPP. STRENGTH	TEAM	ADJ.	CONF.	ADJ CONF.
Average RPI Loss:	138	RECORD	PCT. RANK	GAMES	SCHEDULE	OF SCHEDULE	RPI	RPI	RPI	RPI
DIV. I ONLY	5- 24	321	2- 8	106	187	282	282	12	12	
DIV. I NON-CONF.	3- 9	281	0- 0	112	173	240	240	15	15	
TOTALS	RPI 1-25	RPI 26-50	W-L RECORDS	RPI 51-100	RPI 101-150	RPI 150+				
5- 24	0- 1	0- 3	OVERALL	0- 6	1- 4	4- 10				
3- 11	0- 1	0- 2	HOME	0- 2	1- 3	2- 3				
2- 13	0- 0	0- 1	AWAY	0- 4	0- 1	2- 7				
0- 0	0- 0	0- 0	NEUTRAL	0- 0	0- 0	0- 0				
3- 9	0- 1	0- 1	NON-CONFERENCE	0- 2	1- 2	2- 3				
2- 4	0- 1	0- 1	HOME	0- 0	1- 2	1- 0				
1- 5	0- 0	0- 0	AWAY	0- 2	0- 0	1- 3				
0- 0	0- 0	0- 0	NEUTRAL	0- 0	0- 0	0- 0				
2- 15	0- 0	0- 2	CONFERENCE	0- 4	0- 2	2- 7				
1- 7	0- 0	0- 1	HOME	0- 2	0- 1	1- 3				
1- 8	0- 0	0- 1	AWAY	0- 2	0- 1	1- 4				
0- 0	0- 0	0- 0	NEUTRAL	0- 0	0- 0	0- 0				

RPI 1-25				RPI 26-50				RPI 51-100				RPI 101+ Team's RPI: 282			
RPI	S	Opponent	Score	RPI	S	Opponent	Score	RPI	S	Opponent	Score	RPI	S	Opponent	Score
7	H	Louisville	59 86	26	A	Green Bay	45 87	71	A	South Dakota	62 81	104	A	Cleveland St.	62 69
				26	H	Green Bay	52 67	78	A	Youngstown St.	57 80	104	H	Cleveland St.	70 77
				50	H	Stetson	62 73	78	H	Youngstown St.	69 87	105	H	Illinois	58 80
								81	A	Akron	65 100	115	H	Tulsa	63 87
								88	A	Wright St.	66 95	146	H	Butler	91 57
								88	H	Wright St.	62 80	167	A	Indiana	49 81
												176	A	SIUE	65 77
												208	A	Ill.-Chicago	42 60
												208	H	Ill.-Chicago	56 86
												222	A	Detroit	74 68
												222	H	Detroit	57 78
												235	A	Oakland	55 70
												235	H	Oakland	54 71
												250	A	Northern Ill.	65 50
												275	A	Miami (OH)	59 82
												280	A	Milwaukee	79 90
												280	A	Milwaukee	64 77
												280	H	Milwaukee	69 56
												335	H	Tennessee Tech	79 61
LAST 12 Division I GAMES:															
280	A	Milwaukee	64 77	26	A	Green Bay	45 87								
78	A	Youngstown St.	57 80	280	H	Milwaukee	69 56								
235	A	Oakland	55 70	88	A	Wright St.	66 95								
222	H	Detroit	57 78	222	A	Detroit	74 68								
104	H	Cleveland St.	70 77	26	H	Green Bay	52 67								
78	H	Youngstown St.	69 87	208	A	Ill.-Chicago	42 60								

Non-Div I Games: Purdue-Calumet 109 81

Valparaiso

■ Loss, 
 ■ Non-Conf, S Site, 
 ■ Home 
 ■ Away 
 N Neutral

## Vanderbilt

Through Games Of March 11, 2015

Average RPI Win:	126	WON-LOST	WINNING	LAST 10	STRENGTH OF	OPP. STRENGTH	TEAM	ADJ.	CONF.	ADJ CONF.
Average RPI Loss:	56	RECORD	PCT. RANK	GAMES	SCHEDULE	OF SCHEDULE	RPI	RPI	RPI	RPI
DIV. I ONLY	14- 16	197	3- 7	5	15	62	62	2	2	
DIV. I NON-CONF.	8- 4	92	0- 0	17	36	42	42	4	4	
TOTALS	RPI 1-25	RPI 26-50	W-L RECORDS	RPI 51-100	RPI 101-150	RPI 150+				
14- 16	0- 8	5- 2	OVERALL	1- 2	2- 1	6- 3				
8- 6	0- 3	4- 0	HOME	1- 0	1- 1	2- 2				
4- 7	0- 2	0- 2	AWAY	0- 2	1- 0	3- 1				
2- 3	0- 3	1- 0	NEUTRAL	0- 0	0- 0	1- 0				
8- 4	0- 3	3- 0	NON-CONFERENCE	0- 0	2- 0	3- 1				
5- 1	0- 1	2- 0	HOME	0- 0	1- 0	2- 0				
2- 1	0- 0	0- 0	AWAY	0- 0	1- 0	1- 1				
1- 2	0- 2	1- 0	NEUTRAL	0- 0	0- 0	0- 0				
6- 12	0- 5	2- 2	CONFERENCE	1- 2	0- 1	3- 2				
3- 5	0- 2	2- 0	HOME	1- 0	0- 1	0- 2				
2- 6	0- 2	0- 2	AWAY	0- 2	0- 0	2- 0				
1- 1	0- 1	0- 0	NEUTRAL	0- 0	0- 0	1- 0				

RPI 1-25				RPI 26-50				RPI 51-100				RPI 101+			
RPI	S	Opponent	Score	RPI	S	Opponent	Score	RPI	S	Opponent	Score	RPI	S	Opponent	Score
2	A	Tennessee	49 79	26	H	Green Bay	68 64	58	A	LSU	44 64	101	A	Elon	66 50
2	H	Tennessee	49 57	28	H	James Madison	66 62	59	A	Georgia	53 64	103	H	Missouri	51 54
3	A	South Carolina	59 89	29	A	Mississippi St.	44 69	100	H	Ole Miss	58 54	150	H	Saint Louis	75 57
5	N	UConn	52 91	29	H	Mississippi St.	78 62					151	H	Auburn	58 70
8	H	Kentucky	68 82	33	A	Texas A&M	61 75					159	A	Wisconsin	67 58
8	N	Kentucky	61 67	43	N	Minnesota	71 54					161	A	Florida	76 75
13	H	Dayton	67 71	44	H	Arkansas	55 53					161	H	Florida	58 67
15	N	Arizona St.	67 72									171	H	Belmont	65 58
												201	A	Alabama	55 52
												201	N	Alabama	66 56
												248	A	Marquette	67 80
												349	H	Mississippi Val.	63 37
LAST 12 Division I GAMES:															
		8 N Kentucky	61 67			3 A South Carolina	59 89								
		201 N Alabama	66 56			8 H Kentucky	68 82								
		2 A Tennessee	49 79			100 H Ole Miss	58 54								
		151 H Auburn	58 70			161 H Florida	58 67								
		103 H Missouri	51 54			29 A Mississippi St.	44 69								
		161 A Florida	76 75			201 A Alabama	55 52								

Non-Div I Games: Ala.-Huntsville 74 51

Vanderbilt

■ Loss, 
■ Non-Conf, S Site, 
■ Home 
■ Away 
N Neutral

Average RPI Win: <b>253</b>	WON-LOST	WINNING	LAST 10	STRENGTH OF	OPP. STRENGTH	TEAM	ADJ.	CONF.	ADJ CONF.
Average RPI Loss: <b>170</b>	RECORD	PCT. RANK	GAMES	SCHEDULE	OF SCHEDULE	RPI	RPI	RPI	RPI
DIV. I ONLY	5- 24	321	2- 8	171	260	304	304	23	23
DIV. I NON-CONF.	3- 9	281	0- 0	166	258	278	278	23	23
TOTALS	RPI 1-25	RPI 26-50	W-L RECORDS	RPI 51-100	RPI 101-150	RPI 150+			
5- 24	0- 0	0- 2	OVERALL	0- 5	0- 3	5- 14			
3- 11	0- 0	0- 0	HOME	0- 2	0- 2	3- 7			
2- 12	0- 0	0- 2	AWAY	0- 2	0- 1	2- 7			
0- 1	0- 0	0- 0	NEUTRAL	0- 1	0- 0	0- 0			
3- 9	0- 0	0- 2	NON-CONFERENCE	0- 0	0- 1	3- 6			
2- 4	0- 0	0- 0	HOME	0- 0	0- 1	2- 3			
1- 5	0- 0	0- 2	AWAY	0- 0	0- 0	1- 3			
0- 0	0- 0	0- 0	NEUTRAL	0- 0	0- 0	0- 0			
2- 15	0- 0	0- 0	CONFERENCE	0- 5	0- 2	2- 8			
1- 7	0- 0	0- 0	HOME	0- 2	0- 1	1- 4			
1- 7	0- 0	0- 0	AWAY	0- 2	0- 1	1- 4			
0- 1	0- 0	0- 0	NEUTRAL	0- 1	0- 0	0- 0			

RPI S	Opponent	Score	RPI S	Opponent	Score	RPI S	Opponent	Score	RPI S	Opponent	Score	Team's RPI: 304
26	A Green Bay	40 60	80	A Albany (NY)	48 76	130	H Cornell	87 90				
36	A Syracuse	63 94	80	H Albany (NY)	48 89	145	A Hartford	49 60				
			80	N Albany (NY)	33 63	145	H Hartford	46 62				
			95	A Maine	46 74	152	H Dartmouth	68 63				
			95	H Maine	54 57	156	H Bryant	55 72				
						165	A Central Conn. St.	75 77				
						189	A Stony Brook	38 60				
						189	H Stony Brook	62 74				
						198	H Delaware	46 68				
						209	A New Hampshire	63 60				
						209	H New Hampshire	56 64				
						217	A Sacred Heart	66 76				
						218	A UMass Lowell	63 72				
						218	H UMass Lowell	64 72				
						232	H Brown	76 81				
						252	A St. Francis Brooklyn	63 61				
						259	A UMBC	64 71				
						259	H UMBC	61 68				
						322	A Boston U.	61 66				
						325	A Binghamton	62 73				
						325	H Binghamton	72 66				
						326	H Wagner	82 75				
LAST 12 Division I GAMES:												
80	N Albany (NY)	33 63	325	H Binghamton	72 66							
80	A Albany (NY)	48 76	189	H Stony Brook	62 74							
218	H UMass Lowell	64 72	145	A Hartford	49 60							
95	H Maine	54 57	80	H Albany (NY)	48 89							
259	A UMBC	64 71	218	A UMass Lowell	63 72							
209	A New Hampshire	63 60	95	A Maine	46 74							

Non-Div I Games:

Vermont

■ Loss, 
 ■ Non-Conf, S Site, 
 ■ Home 
 ■ Away 
 N Neutral

Average RPI Win:	173	WON-LOST	WINNING	LAST 10	STRENGTH OF	OPP. STRENGTH	TEAM	ADJ.	CONF.	ADJ CONF.
Average RPI Loss:	85	RECORD	PCT. RANK	GAMES	SCHEDULE	OF SCHEDULE	RPI	RPI	RPI	RPI
DIV. I ONLY	19- 13	115	6- 4	68	71	75	75	10	10	
DIV. I NON-CONF.	6- 6	158	0- 0	55	17	89	89	9	9	
TOTALS	RPI 1-25	RPI 26-50	W-L RECORDS	RPI 51-100	RPI 101-150	RPI 150+				
19- 13	0- 3	1- 4	OVERALL	5- 3	3- 1	10- 2				
11- 2	0- 0	1- 1	HOME	3- 0	2- 0	5- 1				
6- 7	0- 1	0- 2	AWAY	2- 2	0- 1	4- 1				
2- 4	0- 2	0- 1	NEUTRAL	0- 1	1- 0	1- 0				
6- 6	0- 3	0- 0	NON-CONFERENCE	2- 2	1- 0	3- 1				
3- 1	0- 0	0- 0	HOME	1- 0	1- 0	1- 1				
2- 2	0- 1	0- 0	AWAY	1- 1	0- 0	1- 0				
1- 3	0- 2	0- 0	NEUTRAL	0- 1	0- 0	1- 0				
13- 7	0- 0	1- 4	CONFERENCE	3- 1	2- 1	7- 1				
8- 1	0- 0	1- 1	HOME	2- 0	1- 0	4- 0				
4- 5	0- 0	0- 2	AWAY	1- 1	0- 1	3- 1				
1- 1	0- 0	0- 1	NEUTRAL	0- 0	1- 0	0- 0				

RPI S	Opponent	Score	RPI S	Opponent	Score	RPI S	Opponent	Score	RPI S	Opponent	Score
15 N	Arizona St.	46 51	37 A	DePaul	47 49	52 A	Penn	70 44	144 H	Temple	64 59
20 A	Chattanooga	45 49	37 H	DePaul	79 76	82 H	North Carolina St.	74 65	146 A	Butler	58 72
25 N	South Fla.	56 57	37 N	DePaul	55 58	85 A	St. John's (NY)	51 56	146 H	Butler	63 52
			39 A	Seton Hall	62 64	85 H	St. John's (NY)	81 69	146 N	Butler	70 49
			39 H	Seton Hall	56 59	86 N	Georgia Tech	63 71	184 H	La Salle	70 36
						87 A	Saint Joseph's	54 58	191 A	Xavier	54 34
						89 A	Creighton	65 61	191 H	Xavier	64 48
						89 H	Creighton	61 53	212 A	Cal St. Fullerton	50 43
									217 H	Sacred Heart	49 72
									248 A	Marquette	75 59
									248 H	Marquette	68 48
									269 A	Providence	49 51
									269 H	Providence	71 62
									281 N	Col. of Charleston	60 41
									299 A	Georgetown	64 48
									299 H	Georgetown	69 57
LAST 12 Division I GAMES:											
37 N	DePaul	55 58	191 H	Xavier	64 48						
146 N	Butler	70 49	146 H	Butler	63 52						
89 H	Creighton	61 53	299 A	Georgetown	64 48						
269 H	Providence	71 62	37 A	DePaul	47 49						
39 A	Seton Hall	62 64	248 A	Marquette	75 59						
85 A	St. John's (NY)	51 56	85 H	St. John's (NY)	81 69						

Non-Div I Games:

Villanova

  Loss, 
  Non-Conf, S Site, 
  Home 
  Away 
N Neutral

## Virginia

Through Games Of March 11, 2015

Average RPI Win:	180	WON-LOST	WINNING	LAST 10	STRENGTH OF	OPP. STRENGTH	TEAM	ADJ.	CONF.	ADJ CONF.
Average RPI Loss:	64	RECORD	PCT. RANK	GAMES	SCHEDULE	OF SCHEDULE	RPI	RPI	RPI	RPI
DIV. I ONLY	17- 13	125	4- 6	100	47	109	109	3	3	
DIV. I NON-CONF.	10- 3	52	0- 0	308	179	150	150	3	3	
TOTALS	RPI 1-25	RPI 26-50	W-L RECORDS	RPI 51-100	RPI 101-150	RPI 150+				
17- 13	1- 5	1- 2	OVERALL	3- 3	1- 2	11- 1				
13- 4	1- 2	1- 0	HOME	3- 1	1- 0	7- 1				
4- 7	0- 3	0- 2	AWAY	0- 1	0- 1	4- 0				
0- 2	0- 0	0- 0	NEUTRAL	0- 1	0- 1	0- 0				
10- 3	0- 0	1- 0	NON-CONFERENCE	2- 0	0- 2	7- 1				
8- 1	0- 0	1- 0	HOME	2- 0	0- 0	5- 1				
2- 1	0- 0	0- 0	AWAY	0- 0	0- 1	2- 0				
0- 1	0- 0	0- 0	NEUTRAL	0- 0	0- 1	0- 0				
7- 10	1- 5	0- 2	CONFERENCE	1- 3	1- 0	4- 0				
5- 3	1- 2	0- 0	HOME	1- 1	1- 0	2- 0				
2- 6	0- 3	0- 2	AWAY	0- 1	0- 0	2- 0				
0- 1	0- 0	0- 0	NEUTRAL	0- 1	0- 0	0- 0				

RPI 1-25				RPI 26-50				RPI 51-100				RPI 101+ Team's RPI: 109			
RPI	S	Opponent	Score	RPI	S	Opponent	Score	RPI	S	Opponent	Score	RPI	S	Opponent	Score
1	A	Notre Dame	54 75	27	H	Ohio St.	87 82	60	H	St. Mary's (CA)	62 49	105	A	Illinois	63 86
7	A	Louisville	55 67	36	A	Syracuse	58 70	64	H	Drexel	72 66	118	H	Boston College	68 56
7	H	Louisville	75 59	41	A	Pittsburgh	63 68	67	A	Miami (FL)	58 67	121	N	Toledo	62 64
10	H	Florida St.	56 65					67	N	Miami (FL)	52 62	151	H	Auburn	66 51
14	H	Duke	45 71					82	H	North Carolina St.	71 63	186	H	Wake Forest	72 70
17	A	North Carolina	70 72					86	H	Georgia Tech	62 68	191	A	Xavier	71 62
												199	A	Virginia Tech	62 47
												199	H	Virginia Tech	73 59
												202	A	Clemson	77 72
												206	H	Radford	75 47
												263	H	Davidson	57 67
												333	A	FIU	74 61
												340	H	Howard	74 53
												344	H	Longwood	91 49
												347	H	Delaware St.	100 62
LAST 12 Division I GAMES:															
67	N	Miami (FL)	52 62	14	H	Duke	45 71								
7	H	Louisville	75 59	1	A	Notre Dame	54 75								
17	A	North Carolina	70 72	202	A	Clemson	77 72								
199	H	Virginia Tech	73 59	82	H	North Carolina St.	71 63								
41	A	Pittsburgh	63 68	86	H	Georgia Tech	62 68								
10	H	Florida St.	56 65	67	A	Miami (FL)	58 67								

Non-Div I Games:

Virginia

■ Loss, 
 ■ Non-Conf, S Site, 
 ■ Home 
 ■ Away 
 N Neutral



Average RPI Win:	213	WON-LOST	WINNING	LAST 10	STRENGTH OF	OPP. STRENGTH	TEAM	ADJ.	CONF.	ADJ CONF.
Average RPI Loss:	77	RECORD	PCT. RANK	GAMES	SCHEDULE	OF SCHEDULE	RPI	RPI	RPI	RPI
DIV. I ONLY	12- 20	246	2- 8	53	67	199	199	3	3	
DIV. I NON-CONF.	9- 4	84	0- 0	258	326	171	171	3	3	
TOTALS	RPI 1-25	RPI 26-50	W-L RECORDS	RPI 51-100	RPI 101-150	RPI 150+				
12- 20	0- 6	1- 3	OVERALL	1- 4	2- 4	8- 3				
9- 9	0- 4	0- 2	HOME	0- 1	2- 2	7- 0				
1- 10	0- 1	0- 1	AWAY	0- 3	0- 2	1- 3				
2- 1	0- 1	1- 0	NEUTRAL	1- 0	0- 0	0- 0				
9- 4	0- 0	0- 1	NON-CONFERENCE	0- 0	2- 1	7- 2				
8- 2	0- 0	0- 1	HOME	0- 0	2- 1	6- 0				
1- 2	0- 0	0- 0	AWAY	0- 0	0- 0	1- 2				
0- 0	0- 0	0- 0	NEUTRAL	0- 0	0- 0	0- 0				
3- 16	0- 6	1- 2	CONFERENCE	1- 4	0- 3	1- 1				
1- 7	0- 4	0- 1	HOME	0- 1	0- 1	1- 0				
0- 8	0- 1	0- 1	AWAY	0- 3	0- 2	0- 1				
2- 1	0- 1	1- 0	NEUTRAL	1- 0	0- 0	0- 0				

RPI 1-25				RPI 26-50				RPI 51-100				RPI 101+ Team's RPI: 199			
RPI	S	Opponent	Score	RPI	S	Opponent	Score	RPI	S	Opponent	Score	RPI	S	Opponent	Score
1	H	Notre Dame	50 74	34	H	Northwestern	45 70	67	A	Miami (FL)	39 42	102	H	Hofstra	60 43
7	H	Louisville	49 69	36	H	Syracuse	51 59	67	H	Miami (FL)	45 62	108	H	East Tenn. St.	72 65
10	H	Florida St.	44 59	41	A	Pittsburgh	35 53	82	A	North Carolina St.	59 73	109	A	Virginia	59 73
10	N	Florida St.	43 82	41	N	Pittsburgh	51 45	82	N	North Carolina St.	57 56	109	H	Virginia	47 62
14	A	Duke	40 65					86	A	Georgia Tech	71 79	118	A	Boston College	47 49
17	H	North Carolina	52 74									131	H	Old Dominion	62 69
												161	A	Florida	44 73
												186	H	Wake Forest	76 59
												202	A	Clemson	54 63
												206	H	Radford	73 60
												236	A	George Mason	69 77
												265	H	Norfolk St.	60 49
												269	A	Providence	72 69
												298	H	Western Caro.	79 58
												314	H	UMES	63 41
												339	H	N.C. Central	80 44
												344	H	Longwood	74 42
LAST 12 Division I GAMES:															
		10 N Florida St.	43 82			36 H Syracuse	51 59								
		41 N Pittsburgh	51 45			41 A Pittsburgh	35 53								
		82 N North Carolina St.	57 56			17 H North Carolina	52 74								
		118 A Boston College	47 49			67 A Miami (FL)	39 42								
		109 A Virginia	59 73			86 A Georgia Tech	71 79								
		7 H Louisville	49 69			1 H Notre Dame	50 74								

Non-Div I Games:

Virginia Tech

■ Loss, 
 ■ Non-Conf, S Site, 
 ■ Home 
 ■ Away 
 N Neutral

Average RPI Win:	263	WON-LOST	WINNING	LAST 10	STRENGTH OF	OPP. STRENGTH	TEAM	ADJ.	CONF.	ADJ CONF.
Average RPI Loss:	207	RECORD	PCT. RANK	GAMES	SCHEDULE	OF SCHEDULE	RPI	RPI	RPI	RPI
DIV. I ONLY	7- 22	300	3- 7	298	282	326	326	29	29	
DIV. I NON-CONF.	2- 9	297	0- 0	224	132	315	315	28	28	
TOTALS	RPI 1-25	RPI 26-50	W-L RECORDS	RPI 51-100	RPI 101-150	RPI 150+				
7- 22	0- 1	0- 1	OVERALL	0- 1	0- 2	7- 17				
5- 9	0- 0	0- 1	HOME	0- 0	0- 1	5- 7				
2- 13	0- 1	0- 0	AWAY	0- 1	0- 1	2- 10				
0- 0	0- 0	0- 0	NEUTRAL	0- 0	0- 0	0- 0				
2- 9	0- 1	0- 1	NON-CONFERENCE	0- 1	0- 2	2- 4				
2- 3	0- 0	0- 1	HOME	0- 0	0- 1	2- 1				
0- 6	0- 1	0- 0	AWAY	0- 1	0- 1	0- 3				
0- 0	0- 0	0- 0	NEUTRAL	0- 0	0- 0	0- 0				
5- 13	0- 0	0- 0	CONFERENCE	0- 0	0- 0	5- 13				
3- 6	0- 0	0- 0	HOME	0- 0	0- 0	3- 6				
2- 7	0- 0	0- 0	AWAY	0- 0	0- 0	2- 7				
0- 0	0- 0	0- 0	NEUTRAL	0- 0	0- 0	0- 0				

RPI 1-25				RPI 26-50				RPI 51-100				RPI 101+ Team's RPI: 326			
RPI	S	Opponent	Score	RPI	S	Opponent	Score	RPI	S	Opponent	Score	RPI	S	Opponent	Score
6	A	Maryland	24 97	42	H	Rutgers	53 81	85	A	St. John's (NY)	49 71	126	H	Yale	65 90
												141	A	VCU	75 84
												156	A	Bryant	48 84
												156	H	Bryant	47 64
												165	A	Central Conn. St.	61 77
												165	H	Central Conn. St.	67 83
												181	A	Robert Morris	66 60
												181	H	Robert Morris	47 86
												189	H	Stony Brook	76 70
												217	A	Sacred Heart	60 73
												217	H	Sacred Heart	59 73
												226	A	Penn St.	66 96
												241	H	Monmouth	59 82
												252	A	St. Francis Brooklyn	55 67
												252	H	St. Francis Brooklyn	63 60
												290	H	Columbia	97 86
												296	A	NJIT	54 60
												301	A	Fairleigh Dickinson	70 72
												301	H	Fairleigh Dickinson	82 75
												304	A	Vermont	75 82
												310	A	LIU Brooklyn	47 75
												310	H	LIU Brooklyn	72 69
												320	A	Saint Francis (PA)	76 60
												320	H	Saint Francis (PA)	74 87
												321	A	Mt. St. Mary's	65 68
												321	H	Mt. St. Mary's	58 60
LAST 12 Division I GAMES:															
				181	A	Robert Morris	66 60					217	A	Sacred Heart	60 73
				321	A	Mt. St. Mary's	65 68					252	H	St. Francis Brooklyn	63 60
				156	H	Bryant	47 64					217	H	Sacred Heart	59 73
				310	A	LIU Brooklyn	47 75					165	H	Central Conn. St.	67 83
				252	A	St. Francis Brooklyn	55 67					320	H	Saint Francis (PA)	74 87
				301	H	Fairleigh Dickinson	82 75					321	A	Mt. St. Mary's	65 68
												321	H	Mt. St. Mary's	58 60

Non-Div I Games:

Wagner

  Loss, 
  Non-Conf, S Site, 
  Home 
  Away 
N Neutral

WANE FOOTBALL				THROUGH GAMES OF MARCH 11, 1918						
Average RPI Win:	195	WON-LOST	WINNING	LAST 10	STRENGTH OF	OPP. STRENGTH	TEAM	ADJ.	CONF.	ADJ CONF.
Average RPI Loss:	66	RECORD	PCT. RANK	GAMES	SCHEDULE	OF SCHEDULE	RPI	RPI	RPI	RPI
DIV. I ONLY	13- 20	242	3- 7	60	40	186	186	3	3	
DIV. I NON-CONF.	9- 5	102	0- 0	240	201	179	179	3	3	
-----										
TOTALS	RPI 1-25		RPI 26-50	W-L RECORDS	RPI 51-100	RPI 101-150	RPI 150+			
13- 20	0- 8		1- 2	OVERALL	3- 5	1- 3	8- 2			
9- 8	0- 2		0- 1	HOME	2- 2	0- 2	7- 1			
0- 10	0- 4		0- 1	AWAY	0- 3	0- 1	0- 1			
4- 2	0- 2		1- 0	NEUTRAL	1- 0	1- 0	1- 0			
9- 5	0- 1		0- 0	NON-CONFERENCE	2- 2	0- 1	7- 1			
7- 2	0- 0		0- 0	HOME	1- 0	0- 1	6- 1			
0- 2	0- 0		0- 0	AWAY	0- 2	0- 0	0- 0			
2- 1	0- 1		0- 0	NEUTRAL	1- 0	0- 0	1- 0			
4- 15	0- 7		1- 2	CONFERENCE	1- 3	1- 2	1- 1			
2- 6	0- 2		0- 1	HOME	1- 2	0- 1	1- 0			
0- 8	0- 4		0- 1	AWAY	0- 1	0- 1	0- 1			
2- 1	0- 1		1- 0	NEUTRAL	0- 0	1- 0	0- 0			

RPI 1-25					RPI 26-50					RPI 51-100					RPI 101+					Team's RPI: 186	
RPI	S	Opponent	Score		RPI	S	Opponent	Score		RPI	S	Opponent	Score		RPI	S	Opponent	Score			
1	A	Notre Dame	63	92	36	A	Syracuse	62	73	51	H	American	77	64	103	H	Missouri	64	79		
7	H	Louisville	68	79	36	N	Syracuse	85	79	67	H	Miami (FL)	60	59	109	A	Virginia	70	72		
10	A	Florida St.	80	110	41	H	Pittsburgh	41	65	68	A	Michigan	69	83	118	H	Boston College	74	75		
12	N	Princeton	55	72						82	A	North Carolina St.	55	71	118	N	Boston College	69	53		
14	A	Duke	63	70						82	H	North Carolina St.	70	78	158	N	Charlotte	65	58		
14	H	Duke	53	70						86	H	Georgia Tech	60	67	199	A	Virginia Tech	59	76		
14	N	Duke	68	77						91	A	Richmond	72	79	202	H	Clemson	64	62		
17	A	North Carolina	45	83						97	N	Montana	73	60	215	H	Arizona	69	72		

Non-Div I Games:

Wake Forest

Loss, Non-Conf, S Site, H Home A Away N Neutral

Washington

through games of March 11, 1913

Average RPI Win:	146	WON-LOST	WINNING	LAST 10	STRENGTH OF	OPP. STRENGTH	TEAM	ADJ.	CONF.	ADJ CONF.
Average RPI Loss:	49	RECORD	PCT. RANK	GAMES	SCHEDULE	OF SCHEDULE	RPI	RPI	RPI	RPI
DIV. I ONLY	23- 9	48	7- 3	48	44	31	31	5	5	
DIV. I NON-CONF.	11- 1	11	0- 0	108	103	16	16	5	5	
TOTALS	RPI 1-25	RPI 26-50	W-L RECORDS	RPI 51-100	RPI 101-150	RPI 150+				
23- 9	3- 7	1- 0	OVERALL	6- 1	4- 0	9- 1				
11- 2	2- 1	1- 0	HOME	4- 1	1- 0	3- 0				
8- 6	0- 5	0- 0	AWAY	2- 0	1- 0	5- 1				
4- 1	1- 1	0- 0	NEUTRAL	0- 0	2- 0	1- 0				
11- 1	1- 1	1- 0	NON-CONFERENCE	1- 0	4- 0	4- 0				
4- 0	0- 0	1- 0	HOME	1- 0	1- 0	1- 0				
4- 1	0- 1	0- 0	AWAY	0- 0	1- 0	3- 0				
3- 0	1- 0	0- 0	NEUTRAL	0- 0	2- 0	0- 0				
12- 8	2- 6	0- 0	CONFERENCE	5- 1	0- 0	5- 1				
7- 2	2- 1	0- 0	HOME	3- 1	0- 0	2- 0				
4- 5	0- 4	0- 0	AWAY	2- 0	0- 0	2- 1				
1- 1	0- 1	0- 0	NEUTRAL	0- 0	0- 0	1- 0				

RPI 1-25				RPI 26-50				Team's RPI: 31				RPI 51-100				RPI 101+			
RPI	S	Opponent	Score	RPI	S	Opponent	Score	RPI	S	Opponent	Score	RPI	S	Opponent	Score	RPI	S	Opponent	Score
10	N	Florida St.	80 68	33	H	Texas A&M	70 49	70	A	Washington St.	83 43	126	H	Yale	81 51				
15	A	Arizona St.	48 62					70	H	Washington St.	72 83	143	A	UC Riverside	74 71				
18	A	Stanford	69 82					71	H	South Dakota	96 82	145	N	Hartford	81 70				
18	H	Stanford	56 60					93	H	UCLA	74 61	147	N	Furman	101 69				
19	A	Oregon St.	67 75					96	H	Southern California	60 48	179	A	Oregon	91 69				
19	H	Oregon St.	76 67					99	A	Colorado	79 67	179	H	Oregon	70 55				
22	A	Oklahoma	80 90					99	H	Colorado	85 82	215	A	Arizona	79 69				
23	A	California	58 82									225	A	San Diego St.	69 48				
23	H	California	79 77									237	A	Utah	61 69				
23	N	California	53 69									237	H	Utah	63 51				
												237	N	Utah	75 64				
												292	A	Portland	80 45				
												300	A	Seattle	102 69				
												312	H	Grambling	84 53				
LAST 12 Division I GAMES:																			
		23	N	California			53	69			99	A	Colorado			79	67		
		237	N	Utah			75	64			237	A	Utah			61	69		
		93	H	UCLA			74	61			179	H	Oregon			70	55		
		96	H	Southern California			60	48			19	H	Oregon St.			76	67		
		70	A	Washington St.			83	43			18	A	Stanford			69	82		
		70	H	Washington St.			72	83			23	A	California			58	82		

Non-Div I Games:

Washington

■ Loss, 
 ■ Non-Conf, S Site, 
 ■ Home 
 ■ Away 
 N Neutral

Average RPI Win:	162	WON-LOST	WINNING	LAST 10	STRENGTH OF	OPP. STRENGTH	TEAM	ADJ.	CONF.	ADJ CONF.
Average RPI Loss:	47	RECORD	PCT. RANK	GAMES	SCHEDULE	OF SCHEDULE	RPI	RPI	RPI	RPI
DIV. I ONLY	17- 14	146	4- 6	37	29	70	70	5	5	
DIV. I NON-CONF.	9- 2	35	0- 0	100	38	40	40	5	5	
TOTALS	RPI 1-25	RPI 26-50	W-L RECORDS	RPI 51-100	RPI 101-150	RPI 150+				
17- 14	2- 8	2- 2	OVERALL	2- 3	1- 0	10- 1				
7- 7	1- 3	0- 2	HOME	2- 1	0- 0	4- 1				
8- 5	0- 4	2- 0	AWAY	0- 1	1- 0	5- 0				
2- 2	1- 1	0- 0	NEUTRAL	0- 1	0- 0	1- 0				
9- 2	2- 0	1- 1	NON-CONFERENCE	0- 1	1- 0	5- 0				
4- 1	1- 0	0- 1	HOME	0- 0	0- 0	3- 0				
4- 0	0- 0	1- 0	AWAY	0- 0	1- 0	2- 0				
1- 1	1- 0	0- 0	NEUTRAL	0- 1	0- 0	0- 0				
8- 12	0- 8	1- 1	CONFERENCE	2- 2	0- 0	5- 1				
3- 6	0- 3	0- 1	HOME	2- 1	0- 0	1- 1				
4- 5	0- 4	1- 0	AWAY	0- 1	0- 0	3- 0				
1- 1	0- 1	0- 0	NEUTRAL	0- 0	0- 0	1- 0				

RPI 1-25				RPI 26-50				RPI 51-100 Team's RPI: 70				RPI 101+			
RPI	S	Opponent	Score	RPI	S	Opponent	Score	RPI	S	Opponent	Score	RPI	S	Opponent	Score
6	N	Maryland	70 64	31	A	Washington	83 72	68	N	Michigan	64 76	113	A	Hampton	74 60
13	H	Dayton	76 60	31	H	Washington	43 83	93	H	UCLA	69 74	170	H	Montana St.	82 61
15	A	Arizona St.	64 78	35	H	Nebraska	61 82	96	H	Southern California	68 62	179	A	Oregon	79 76
15	N	Arizona St.	48 67	40	A	Gonzaga	59 58	99	A	Colorado	51 72	179	H	Oregon	69 70
18	A	Stanford	56 75					99	H	Colorado	73 68	179	N	Oregon	66 64
18	H	Stanford	76 86									215	A	Arizona	81 70
19	A	Oregon St.	70 73									237	A	Utah	61 52
19	H	Oregon St.	56 61									237	H	Utah	63 54
23	A	California	54 57									240	H	Idaho St.	84 34
23	H	California	62 70									270	A	Loyola Marymount	87 60
												300	H	Seattle	82 62
												328	A	UC Santa Barbara	81 55
LAST 12 Division I GAMES:															
		15 N Arizona St.	48 67			237 A Utah	61 52								
		179 N Oregon	66 64			99 A Colorado	51 72								
		96 H Southern California	68 62			19 H Oregon St.	56 61								
		93 H UCLA	69 74			179 H Oregon	69 70								
		31 H Washington	43 83			23 A California	54 57								
		31 A Washington	83 72			18 A Stanford	56 75								

Non-Div I Games:

Washington St.

Average RPI Win:	249	WON-LOST	WINNING	LAST 10	STRENGTH OF	OPP. STRENGTH	TEAM	ADJ.	CONF.	ADJ CONF.
Average RPI Loss:	155	RECORD	PCT. RANK	GAMES	SCHEDULE	OF SCHEDULE	RPI	RPI	RPI	RPI
DIV. I ONLY	9- 18	260	3- 7	196	257	260	260	21	21	
DIV. I NON-CONF.	3- 6	234	0- 0	170	253	234	234	21	21	
TOTALS	RPI 1-25	RPI 26-50	W-L RECORDS	RPI 51-100	RPI 101-150	RPI 150+				
9- 18	0- 0	0- 2	OVERALL	0- 3	2- 4	7- 9				
5- 8	0- 0	0- 1	HOME	0- 2	1- 1	4- 4				
4- 9	0- 0	0- 1	AWAY	0- 1	1- 2	3- 5				
0- 1	0- 0	0- 0	NEUTRAL	0- 0	0- 1	0- 0				
3- 6	0- 0	0- 2	NON-CONFERENCE	0- 1	1- 1	2- 2				
1- 3	0- 0	0- 1	HOME	0- 1	0- 0	1- 1				
2- 2	0- 0	0- 1	AWAY	0- 0	1- 0	1- 1				
0- 1	0- 0	0- 0	NEUTRAL	0- 0	0- 1	0- 0				
6- 12	0- 0	0- 0	CONFERENCE	0- 2	1- 3	5- 7				
4- 5	0- 0	0- 0	HOME	0- 1	1- 1	3- 3				
2- 7	0- 0	0- 0	AWAY	0- 1	0- 2	2- 4				
0- 0	0- 0	0- 0	NEUTRAL	0- 0	0- 0	0- 0				

RPI S	Opponent	Score	RPI S	Opponent	Score	RPI S	Opponent	Score	RPI S	Opponent	Score	Team's RPI: 260
45	H Oklahoma St.	49 55	55	H San Diego	50 59	111	N Eastern Mich.	42 57				
49	A BYU	53 64	97	A Montana	43 53	123	A Sacramento St.	65 108				
			97	H Montana	60 64	128	H Northern Colo.	59 52				
						129	A Eastern Wash.	62 64				
						129	H Eastern Wash.	55 69				
						132	A New Mexico St.	100 97				
						170	A Montana St.	54 62				
						170	H Montana St.	49 60				
						182	H North Dakota	54 57				
						193	A Idaho	42 71				
						193	H Idaho	60 67				
						212	H Cal St. Fullerton	68 70				
						240	A Idaho St.	56 63				
						240	H Idaho St.	63 57				
						256	A Southern Utah	50 48				
						256	H Southern Utah	60 39				
						266	A Northern Ariz.	52 56				
						266	H Northern Ariz.	66 53				
						309	H Denver	65 63				
						311	A Portland St.	60 51				
						329	A Utah Valley	40 61				
						345	A Air Force	71 53				
LAST 12 Division I GAMES:												
129	A Eastern Wash.	62 64	256	A Southern Utah	50 48							
193	A Idaho	42 71	240	H Idaho St.	63 57							
240	A Idaho St.	56 63	128	H Northern Colo.	59 52							
97	H Montana	60 64	182	H North Dakota	54 57							
170	H Montana St.	49 60	123	A Sacramento St.	65 108							
266	A Northern Ariz.	52 56	311	A Portland St.	60 51							

Non-Div I Games: Bristol 94 48 Montana Western 77 31

Weber St.

■ Loss, 
 ■ Non-Conf, S Site, 
 ■ Home 
 ■ Away 
 N Neutral

## West Virginia

Through Games Of March 11, 2015

Average RPI Win:	155	WON-LOST	WINNING	LAST 10	STRENGTH OF	OPP. STRENGTH	TEAM	ADJ.	CONF.	ADJ CONF.
Average RPI Loss:	53	RECORD	PCT. RANK	GAMES	SCHEDULE	OF SCHEDULE	RPI	RPI	RPI	RPI
DIV. I ONLY	18- 14	140	4- 6	44	45	76	76	1	1	
DIV. I NON-CONF.	10- 2	31	0- 0	197	266	58	58	1	1	
TOTALS	RPI 1-25	RPI 26-50	W-L RECORDS	RPI 51-100	RPI 101-150	RPI 150+				
18- 14	2- 5	3- 3	OVERALL	3- 3	2- 3	8- 0				
14- 3	2- 1	2- 1	HOME	3- 0	1- 1	6- 0				
2- 10	0- 3	1- 2	AWAY	0- 3	0- 2	1- 0				
2- 1	0- 1	0- 0	NEUTRAL	0- 0	1- 0	1- 0				
10- 2	0- 0	2- 2	NON-CONFERENCE	0- 0	0- 0	8- 0				
8- 0	0- 0	2- 0	HOME	0- 0	0- 0	6- 0				
1- 2	0- 0	0- 2	AWAY	0- 0	0- 0	1- 0				
1- 0	0- 0	0- 0	NEUTRAL	0- 0	0- 0	1- 0				
8- 12	2- 5	1- 1	CONFERENCE	3- 3	2- 3	0- 0				
6- 3	2- 1	0- 1	HOME	3- 0	1- 1	0- 0				
1- 8	0- 3	1- 0	AWAY	0- 3	0- 2	0- 0				
1- 1	0- 1	0- 0	NEUTRAL	0- 0	1- 0	0- 0				

RPI 1-25				RPI 26-50				RPI 51-100				Team's RPI: 76				RPI 101+			
RPI	S	Opponent	Score	RPI	S	Opponent	Score	RPI	S	Opponent	Score	RPI	S	Opponent	Score	RPI	S	Opponent	Score
4	A	Baylor	51 79	27	A	Ohio St.	54 96	56	A	Iowa St.	43 61	105	A	Kansas	59 65				
4	H	Baylor	62 66	29	A	Mississippi St.	61 74	56	H	Iowa St.	54 52	105	H	Kansas	59 56				
21	A	Texas	55 61	39	H	Seton Hall	89 87	65	A	Kansas St.	55 59	137	A	Texas Tech	57 73				
21	H	Texas	76 69	45	A	Oklahoma St.	61 49	65	H	Kansas St.	63 51	137	H	Texas Tech	45 55				
22	A	Oklahoma	60 71	45	H	Oklahoma St.	46 52	74	A	TCU	63 73	137	N	Texas Tech	59 40				
22	H	Oklahoma	78 69	48	H	Duquesne	79 60	74	H	TCU	76 71	178	H	Fairfield	67 53				
22	N	Oklahoma	55 67									187	N	Marshall	69 56				
												251	H	Evansville	83 39				
												289	H	Eastern Ky.	67 42				
												301	A	Fairleigh Dickinson	80 52				
												316	H	IPFW	82 48				
												320	H	Saint Francis (PA)	101 46				
												336	H	Coppin St.	83 43				
LAST 12 Division I GAMES:																			
22	N	Oklahoma	55 67	45	H	Oklahoma St.	46 52												
137	N	Texas Tech	59 40	4	A	Baylor	51 79												
65	A	Kansas St.	55 59	105	H	Kansas	59 56												
21	H	Texas	76 69	56	A	Iowa St.	43 61												
74	A	TCU	63 73	74	H	TCU	76 71												
56	H	Iowa St.	54 52	22	H	Oklahoma	78 69												

Non-Div I Games:

West Virginia

■ Loss, 
 ■ Non-Conf, S Site, 
 ■ Home 
 ■ Away 
 N Neutral

Average RPI Win:	256	WON-LOST	WINNING	LAST 10	STRENGTH OF	OPP. STRENGTH	TEAM	ADJ.	CONF.	ADJ CONF.
Average RPI Loss:	194	RECORD	PCT. RANK	GAMES	SCHEDULE	OF SCHEDULE	RPI	RPI	RPI	RPI
DIV. I ONLY	8- 19	283	2- 8	305	252	298	298	20	20	
DIV. I NON-CONF.	5- 7	204	0- 0	341	306	300	300	22	22	
TOTALS	RPI 1-25	RPI 26-50	W-L RECORDS	RPI 51-100	RPI 101-150	RPI 150+				
8- 19	0- 2	0- 0	OVERALL	0- 0	1- 4	7- 13				
4- 7	0- 1	0- 0	HOME	0- 0	1- 1	3- 5				
3- 10	0- 1	0- 0	AWAY	0- 0	0- 2	3- 7				
1- 2	0- 0	0- 0	NEUTRAL	0- 0	0- 1	1- 1				
5- 7	0- 0	0- 0	NON-CONFERENCE	0- 0	0- 0	5- 7				
2- 2	0- 0	0- 0	HOME	0- 0	0- 0	2- 2				
2- 4	0- 0	0- 0	AWAY	0- 0	0- 0	2- 4				
1- 1	0- 0	0- 0	NEUTRAL	0- 0	0- 0	1- 1				
3- 12	0- 2	0- 0	CONFERENCE	0- 0	1- 4	2- 6				
2- 5	0- 1	0- 0	HOME	0- 0	1- 1	1- 3				
1- 6	0- 1	0- 0	AWAY	0- 0	0- 2	1- 3				
0- 1	0- 0	0- 0	NEUTRAL	0- 0	0- 1	0- 0				

RPI 1-25				RPI 26-50				RPI 51-100				RPI 101+ Team's RPI: 298			
RPI	S	Opponent	Score	RPI	S	Opponent	Score	RPI	S	Opponent	Score	RPI	S	Opponent	Score
20	A	Chattanooga	52 83									108	A	East Tenn. St.	40 51
20	H	Chattanooga	41 66									108	H	East Tenn. St.	60 63
												108	N	East Tenn. St.	53 73
												147	A	Furman	72 84
												147	H	Furman	77 64
												186	A	Wake Forest	59 77
												192	A	Mercer	60 82
												192	H	Mercer	51 68
												199	A	Virginia Tech	58 79
												203	H	Campbell	67 57
												205	A	Samford	52 68
												205	H	Samford	50 60
												220	H	USC Upstate	63 59
												223	A	UNCW	64 53
												239	A	North Florida	45 62
												242	H	Presbyterian	44 51
												255	A	Bethune-Cookman	53 63
												289	N	Eastern Ky.	62 71
												306	A	UNC Asheville	79 66
												308	A	UNC Greensboro	86 80
												308	H	UNC Greensboro	70 49
												315	A	Wofford	49 59
												315	H	Wofford	55 63
												333	N	FIU	83 69
												339	H	N.C. Central	59 64
LAST 12 Division I GAMES:															
				108	N	East Tenn. St.	53 73	192	A	Mercer	60 82				
				308	A	UNC Greensboro	86 80	108	H	East Tenn. St.	60 63				
				147	H	Furman	77 64	315	A	Wofford	49 59				
				315	H	Wofford	55 63	147	A	Furman	72 84				
				20	H	Chattanooga	41 66	308	H	UNC Greensboro	70 49				
				108	A	East Tenn. St.	40 51	205	A	Samford	52 68				

Non-Div I Games: North Greenville 75 74 Livingstone 66 55 Montreat 110 37

Western Caro.

Loss, Non-Conf, S Site, H Home A Away N Neutral



Average RPI Win:	294	WON-LOST	WINNING	LAST 10	STRENGTH OF	OPP. STRENGTH	TEAM	ADJ.	CONF.	ADJ CONF.
Average RPI Loss:	155	RECORD	PCT. RANK	GAMES	SCHEDULE	OF SCHEDULE	RPI	RPI	RPI	RPI
DIV. I ONLY	15- 13	152	5- 5	333	265	234	234	25	25	
DIV. I NON-CONF.	6- 5	145	0- 0	346	323	266	266	25	25	
TOTALS	RPI 1-25	RPI 26-50	W-L RECORDS	RPI 51-100	RPI 101-150	RPI 150+				
15- 13	0- 0	0- 2	OVERALL	0- 2	0- 1	15- 8				
8- 4	0- 0	0- 1	HOME	0- 1	0- 0	8- 2				
7- 8	0- 0	0- 1	AWAY	0- 1	0- 1	7- 5				
0- 1	0- 0	0- 0	NEUTRAL	0- 0	0- 0	0- 1				
6- 5	0- 0	0- 0	NON-CONFERENCE	0- 0	0- 1	6- 4				
3- 1	0- 0	0- 0	HOME	0- 0	0- 0	3- 1				
3- 4	0- 0	0- 0	AWAY	0- 0	0- 1	3- 3				
0- 0	0- 0	0- 0	NEUTRAL	0- 0	0- 0	0- 0				
9- 8	0- 0	0- 2	CONFERENCE	0- 2	0- 0	9- 4				
5- 3	0- 0	0- 1	HOME	0- 1	0- 0	5- 1				
4- 4	0- 0	0- 1	AWAY	0- 1	0- 0	4- 2				
0- 1	0- 0	0- 0	NEUTRAL	0- 0	0- 0	0- 1				

RPI S	Opponent	Score	RPI S	Opponent	Score	RPI S	Opponent	Score	RPI S	Opponent	Score	Team's RPI: 234
46	A South Dakota St.	49 69	46	H South Dakota St.	61 74	71	A South Dakota	75 78	103	A Missouri	52 89	
									157	A Oral Roberts	73 76	
									157	H Oral Roberts	61 68	
									182	H North Dakota	77 85	
									208	A Ill.-Chicago	54 67	
									216	A IUPUI	69 62	
									216	H IUPUI	73 62	
									216	N IUPUI	59 66	
									221	A Fla. Atlantic	88 90	
									248	A Marquette	57 65	
									267	A North Dakota St.	66 60	
									267	H North Dakota St.	88 66	
									280	H Milwaukee	79 59	
									294	A Omaha	51 54	
									294	H Omaha	71 56	
									302	H Eastern Ill.	63 54	
									309	A Denver	93 66	
									309	H Denver	75 56	
									316	A IPFW	98 85	
									316	H IPFW	59 55	
									317	A Southeast Mo. St.	79 62	
									319	A Bradley	75 63	
									342	H UMKC	71 48	
									343	A Chicago St.	90 55	
LAST 12 Division I GAMES:												
216	N IUPUI	59 66	294	A Omaha	51 54							
71	A South Dakota	75 78	267	A North Dakota St.	66 60							
46	A South Dakota St.	49 69	316	H IPFW	59 55							
309	H Denver	75 56	216	H IUPUI	73 62							
157	H Oral Roberts	61 68	267	H North Dakota St.	88 66							
216	A IUPUI	69 62	46	H South Dakota St.	61 74							

Non-Div I Games: Eureka 91 50 William Woods 89 42

Western Ill.

Average RPI Win: <b>189</b>	WON-LOST	WINNING	LAST 10	STRENGTH OF	OPP. STRENGTH	TEAM	ADJ.	CONF.	ADJ CONF.
Average RPI Loss: <b>76</b>	RECORD	PCT. RANK	GAMES	SCHEDULE	OF SCHEDULE	RPI	RPI	RPI	RPI
DIV. I ONLY	27- 4	13	9- 1	122	156	30	30	17	17
DIV. I NON-CONF.	11- 2	29	0- 0	70	154	17	17	18	18
TOTALS	RPI 1-25	RPI 26-50	W-L RECORDS	RPI 51-100	RPI 101-150	RPI 150+			
27- 4	0- 1	0- 1	OVERALL	5- 1	5- 0	17- 1			
14- 1	0- 0	0- 0	HOME	3- 1	3- 0	8- 0			
12- 3	0- 1	0- 1	AWAY	1- 0	2- 0	9- 1			
1- 0	0- 0	0- 0	NEUTRAL	1- 0	0- 0	0- 0			
11- 2	0- 1	0- 1	NON-CONFERENCE	4- 0	2- 0	5- 0			
6- 0	0- 0	0- 0	HOME	2- 0	1- 0	3- 0			
4- 2	0- 1	0- 1	AWAY	1- 0	1- 0	2- 0			
1- 0	0- 0	0- 0	NEUTRAL	1- 0	0- 0	0- 0			
16- 2	0- 0	0- 0	CONFERENCE	1- 1	3- 0	12- 1			
8- 1	0- 0	0- 0	HOME	1- 1	2- 0	5- 0			
8- 1	0- 0	0- 0	AWAY	0- 0	1- 0	7- 1			
0- 0	0- 0	0- 0	NEUTRAL	0- 0	0- 0	0- 0			

RPI 1-25				RPI 26-50				Team's RPI: 30				RPI 51-100				RPI 101+			
RPI	S	Opponent	Score	RPI	S	Opponent	Score	RPI	S	Opponent	Score	RPI	S	Opponent	Score	RPI	S	Opponent	Score
7	A	Louisville	67 89	29	A	Mississippi St.	77 88	53	N	Tulane	69 64	102	A	Hofstra	70 65				
								66	H	Middle Tenn.	63 60	114	H	Louisiana Tech	82 66				
								80	H	Albany (NY)	63 54	119	H	Ball St.	84 59				
								94	H	Southern Miss.	61 63	131	A	Old Dominion	76 60				
								99	A	Colorado	79 78	131	H	Old Dominion	71 62				
								100	H	Ole Miss	98 69	158	A	Charlotte	76 61				
												158	H	Charlotte	80 72				
												171	A	Belmont	66 50				
												172	A	UTSA	63 64				
												177	H	UAB	59 51				
												187	A	Marshall	67 53				
												187	H	Marshall	74 60				
												221	A	Fla. Atlantic	85 74				
												221	H	Fla. Atlantic	80 43				
												244	A	UTEP	80 74				
												249	H	Central Ark.	93 57				
												261	A	Austin Peay	91 68				
												268	A	Rice	83 76				
												276	H	Alabama St.	93 54				
												330	A	North Texas	77 49				
												333	A	FIU	88 47				
												333	H	FIU	81 42				
												346	H	Alabama A&M	96 44				
LAST 12 Division I GAMES:																			
131	H	Old Dominion	71 62	187	H	Marshall	74 60												
158	H	Charlotte	80 72	268	A	Rice	83 76												
333	A	FIU	88 47	330	A	North Texas	77 49												
221	A	Fla. Atlantic	85 74	94	H	Southern Miss.	61 63												
66	H	Middle Tenn.	63 60	114	H	Louisiana Tech	82 66												
177	H	UAB	59 51	172	A	UTSA	63 64												

Non-Div I Games:

Western Ky.

Average RPI Win:	206	WON-LOST	WINNING	LAST 10	STRENGTH OF	OPP. STRENGTH	TEAM	ADJ.	CONF.	ADJ CONF.
Average RPI Loss:	107	RECORD	PCT. RANK	GAMES	SCHEDULE	OF SCHEDULE	RPI	RPI	RPI	RPI
DIV. I ONLY	18- 11	94	6- 4	146	154	90	90	15	15	
DIV. I NON-CONF.	5- 4	139	0- 0	209	92	103	103	17	17	
TOTALS	RPI 1-25	RPI 26-50	W-L RECORDS	RPI 51-100	RPI 101-150	RPI 150+				
18- 11	0- 0	0- 2	OVERALL	2- 2	3- 5	13- 2				
10- 2	0- 0	0- 0	HOME	2- 0	2- 2	6- 0				
6- 9	0- 0	0- 2	AWAY	0- 2	1- 3	5- 2				
2- 0	0- 0	0- 0	NEUTRAL	0- 0	0- 0	2- 0				
5- 4	0- 0	0- 2	NON-CONFERENCE	0- 1	0- 0	5- 1				
2- 0	0- 0	0- 0	HOME	0- 0	0- 0	2- 0				
2- 4	0- 0	0- 2	AWAY	0- 1	0- 0	2- 1				
1- 0	0- 0	0- 0	NEUTRAL	0- 0	0- 0	1- 0				
13- 7	0- 0	0- 0	CONFERENCE	2- 1	3- 5	8- 1				
8- 2	0- 0	0- 0	HOME	2- 0	2- 2	4- 0				
4- 5	0- 0	0- 0	AWAY	0- 1	1- 3	3- 1				
1- 0	0- 0	0- 0	NEUTRAL	0- 0	0- 0	1- 0				

RPI S	Opponent	Score	RPI S	Opponent	Score	RPI S	Opponent	Score	RPI S	Opponent	Score
26	A Green Bay	55 70	27	A Ohio St.	46 83	57	H Ohio	61 51	111	A Eastern Mich.	65 74
						68	A Michigan	47 74	111	H Eastern Mich.	83 56
						81	A Akron	66 69	119	A Ball St.	36 54
						81	H Akron	67 61	119	H Ball St.	51 50
									121	A Toledo	57 67
									121	H Toledo	46 65
									139	A Buffalo	62 59
									139	H Buffalo	44 54
									174	A Central Mich.	51 63
									174	H Central Mich.	69 64
									174	N Central Mich.	81 68
									185	N Holy Cross	51 40
									189	A Stony Brook	55 59
									194	H Massachusetts	63 41
									222	A Detroit	71 57
									250	A Northern Ill.	60 51
									250	H Northern Ill.	50 45
									267	H North Dakota St.	74 59
									275	A Miami (OH)	61 53
									285	A Kent St.	78 55
									291	H Bowling Green	82 52
									291	H Bowling Green	65 42
									343	A Chicago St.	73 43
LAST 12 Division I GAMES:											
174	N Central Mich.	81 68	174	A Central Mich.	51 63						
291	H Bowling Green	65 42	139	H Buffalo	44 54						
250	H Northern Ill.	50 45	250	A Northern Ill.	60 51						
111	A Eastern Mich.	65 74	174	H Central Mich.	69 64						
119	H Ball St.	51 50	81	A Akron	66 69						
121	A Toledo	57 67	275	A Miami (OH)	61 53						

Non-Div I Games: Kentucky St. 70 45 Trine 81 45

Western Mich.

Average RPI Win:	201	WON-LOST	WINNING	LAST 10	STRENGTH OF	OPP. STRENGTH	TEAM	ADJ.	CONF.	ADJ CONF.
Average RPI Loss:	57	RECORD	PCT. RANK	GAMES	SCHEDULE	OF SCHEDULE	RPI	RPI	RPI	RPI
DIV. I ONLY	26- 4	14	9- 1	201	126	38	38	19	19	
DIV. I NON-CONF.	9- 3	60	0- 0	96	32	50	50	16	16	
TOTALS	RPI 1-25	RPI 26-50	W-L RECORDS	RPI 51-100	RPI 101-150	RPI 150+				
26- 4	0- 2	1- 0	OVERALL	3- 1	4- 1	18- 0				
16- 0	0- 0	0- 0	HOME	3- 0	2- 0	11- 0				
8- 3	0- 1	0- 0	AWAY	0- 1	2- 1	6- 0				
2- 1	0- 1	1- 0	NEUTRAL	0- 0	0- 0	1- 0				
9- 3	0- 2	1- 0	NON-CONFERENCE	2- 0	0- 1	6- 0				
7- 0	0- 0	0- 0	HOME	2- 0	0- 0	5- 0				
0- 2	0- 1	0- 0	AWAY	0- 0	0- 1	0- 0				
2- 1	0- 1	1- 0	NEUTRAL	0- 0	0- 0	1- 0				
17- 1	0- 0	0- 0	CONFERENCE	1- 1	4- 0	12- 0				
9- 0	0- 0	0- 0	HOME	1- 0	2- 0	6- 0				
8- 1	0- 0	0- 0	AWAY	0- 1	2- 0	6- 0				
0- 0	0- 0	0- 0	NEUTRAL	0- 0	0- 0	0- 0				

RPI 1-25				RPI 26-50				Team's RPI: 38				RPI 51-100				RPI 101+			
RPI	S	Opponent	Score	RPI	S	Opponent	Score	RPI	S	Opponent	Score	RPI	S	Opponent	Score	RPI	S	Opponent	Score
2	A	Tennessee	51 54	27	N	Ohio St.	70 55	65	H	Kansas St.	51 48	122	A	UNI	70 52				
16	N	FGCU	39 56					79	A	Drake	61 64	122	H	UNI	66 54				
								79	H	Drake	80 59	123	A	Missouri St.	71 59				
								89	H	Creighton	65 56	123	H	Missouri St.	69 50				
												129	A	Eastern Wash.	58 86				
												163	H	Texas-Arlington	71 61				
												164	A	Southern Ill.	69 61				
												164	H	Southern Ill.	80 61				
												169	A	Indiana St.	62 54				
												169	H	Indiana St.	63 52				
												197	H	Winthrop	66 20				
												202	N	Clemson	63 48				
												219	H	La.-Monroe	57 42				
												251	A	Evansville	77 63				
												251	H	Evansville	54 44				
												295	H	Sam Houston St.	70 46				
												307	A	Loyola Chicago	65 41				
												307	H	Loyola Chicago	64 55				
												319	A	Bradley	61 45				
												319	H	Bradley	66 36				
												324	A	Illinois St.	46 41				
												324	H	Illinois St.	85 38				
												337	H	Ark.-Pine Bluff	55 26				
LAST 12 Division I GAMES:																			
169	A	Indiana St.	62 54	319	H	Bradley	66 36												
251	A	Evansville	77 63	307	H	Loyola Chicago	64 55												
122	H	UNI	66 54	123	H	Missouri St.	69 50												
79	H	Drake	80 59	79	A	Drake	61 64												
164	A	Southern Ill.	69 61	122	A	UNI	70 52												
324	A	Illinois St.	46 41	164	H	Southern Ill.	80 61												

Non-Div I Games:

Wichita St.

■ Loss, 
 ■ Non-Conf, S Site, 
 ■ Home 
 ■ Away 
 N Neutral

William & Mary

Through Games Of March 11, 2015

Average RPI Win:	232	WON-LOST	WINNING	LAST 10	STRENGTH OF	OPP. STRENGTH	TEAM	ADJ.	CONF.	ADJ CONF.
Average RPI Loss:	124	RECORD	PCT. RANK	GAMES	SCHEDULE	OF SCHEDULE	RPI	RPI	RPI	RPI
DIV. I ONLY	15- 14	167	7- 3	193	180	175	175	14	14	
DIV. I NON-CONF.	6- 5	145	0- 0	185	313	161	161	11	11	
TOTALS	RPI 1-25	RPI 26-50	W-L RECORDS	RPI 51-100	RPI 101-150	RPI 150+				
15- 14	0- 0	0- 2	OVERALL	1- 3	2- 5	12- 4				
8- 6	0- 0	0- 1	HOME	0- 3	2- 1	6- 1				
7- 8	0- 0	0- 1	AWAY	1- 0	0- 4	6- 3				
0- 0	0- 0	0- 0	NEUTRAL	0- 0	0- 0	0- 0				
6- 5	0- 0	0- 0	NON-CONFERENCE	0- 2	1- 2	5- 1				
3- 2	0- 0	0- 0	HOME	0- 2	1- 0	2- 0				
3- 3	0- 0	0- 0	AWAY	0- 0	0- 2	3- 1				
0- 0	0- 0	0- 0	NEUTRAL	0- 0	0- 0	0- 0				
9- 9	0- 0	0- 2	CONFERENCE	1- 1	1- 3	7- 3				
5- 4	0- 0	0- 1	HOME	0- 1	1- 1	4- 1				
4- 5	0- 0	0- 1	AWAY	1- 0	0- 2	3- 2				
0- 0	0- 0	0- 0	NEUTRAL	0- 0	0- 0	0- 0				

RPI 1-25				RPI 26-50				RPI 51-100				RPI 101+				Team's RPI: 175	
RPI	S	Opponent	Score	RPI	S	Opponent	Score	RPI	S	Opponent	Score	RPI	S	Opponent	Score		
				28	A	James Madison	50 92	64	A	Drexel	72 68	101	A	Elon	60 64		
				28	H	James Madison	43 65	64	H	Drexel	46 49	101	H	Elon	59 72		
								91	H	Richmond	56 59	102	A	Hofstra	46 52		
								95	H	Maine	51 54	102	H	Hofstra	57 56		
												131	A	Old Dominion	58 65		
												141	H	VCU	56 48		
												149	A	High Point	80 87		
												180	A	N.C. A&T	59 57		
												184	A	La Salle	71 78		
												198	A	Delaware	50 48		
												198	H	Delaware	56 61		
												206	A	Radford	81 71		
												223	A	UNCW	62 63		
												223	H	UNCW	67 62		
												243	A	Towson	69 77		
												243	H	Towson	68 56		
												281	A	Col. of Charleston	84 55		
												281	H	Col. of Charleston	74 59		
												286	H	Loyola Maryland	72 71		
												305	A	Northeastern	72 66		
												305	H	Northeastern	62 47		
												315	A	Wofford	71 51		
												344	H	Longwood	90 55		
LAST 12 Division I GAMES:																	
				243	H	Towson	68 56	102	A	Hofstra	46 52						
				305	H	Northeastern	62 47	64	A	Drexel	72 68						
				281	A	Col. of Charleston	84 55	305	A	Northeastern	72 66						
				101	A	Elon	60 64	223	H	UNCW	67 62						
				281	H	Col. of Charleston	74 59	102	H	Hofstra	57 56						
				198	H	Delaware	56 61	28	A	James Madison	50 92						

Non-Div I Games:

William & Mary

Loss, Non-Conf, S Site, H Home A Away N Neutral

Average RPI Win:	262	WON-LOST	WINNING	LAST 10	STRENGTH OF	OPP. STRENGTH	TEAM	ADJ.	CONF.	ADJ CONF.
Average RPI Loss:	167	RECORD	PCT. RANK	GAMES	SCHEDULE	OF SCHEDULE	RPI	RPI	RPI	RPI
DIV. I ONLY	16- 13	143	6- 4	261	294	197	197	28	28	
DIV. I NON-CONF.	3- 5	215	0- 0	126	53	187	187	32	32	
TOTALS	RPI 1-25	RPI 26-50	W-L RECORDS	RPI 51-100	RPI 101-150	RPI 150+				
16- 13	0- 1	0- 2	OVERALL	1- 1	1- 2	14- 7				
11- 2	0- 0	0- 0	HOME	1- 0	1- 1	9- 1				
5- 9	0- 1	0- 2	AWAY	0- 1	0- 1	5- 4				
0- 2	0- 0	0- 0	NEUTRAL	0- 0	0- 0	0- 2				
3- 5	0- 1	0- 2	NON-CONFERENCE	0- 0	0- 1	3- 1				
2- 1	0- 0	0- 0	HOME	0- 0	0- 1	2- 0				
1- 3	0- 1	0- 2	AWAY	0- 0	0- 0	1- 0				
0- 1	0- 0	0- 0	NEUTRAL	0- 0	0- 0	0- 1				
13- 8	0- 0	0- 0	CONFERENCE	1- 1	1- 1	11- 6				
9- 1	0- 0	0- 0	HOME	1- 0	1- 0	7- 1				
4- 6	0- 0	0- 0	AWAY	0- 1	0- 1	4- 4				
0- 1	0- 0	0- 0	NEUTRAL	0- 0	0- 0	0- 1				

RPI 1-25				RPI 26-50				RPI 51-100				RPI 101+ Team's RPI: 197			
RPI	S	Opponent	Score	RPI	S	Opponent	Score	RPI	S	Opponent	Score	RPI	S	Opponent	Score
2	A	Tennessee	48 81	27	A	Ohio St.	52 66	63	A	Liberty	71 91	147	H	Furman	55 73
				38	A	Wichita St.	20 66	63	H	Liberty	63 58	149	A	High Point	55 81
												149	H	High Point	91 74
												151	H	Auburn	56 54
												203	A	Campbell	52 62
												203	H	Campbell	61 59
												203	N	Campbell	52 65
												206	A	Radford	47 55
												206	H	Radford	66 45
												236	N	George Mason	57 69
												242	A	Presbyterian	60 53
												242	H	Presbyterian	54 51
												263	H	Davidson	75 60
												279	A	Gardner-Webb	62 75
												279	H	Gardner-Webb	65 79
												306	A	UNC Asheville	57 54
												306	H	UNC Asheville	75 55
												334	A	Coastal Caro.	62 81
												334	H	Coastal Caro.	81 68
												339	A	N.C. Central	71 63
												344	A	Longwood	63 62
												344	H	Longwood	81 48
												348	A	Charleston So.	79 50
												348	H	Charleston So.	77 40
LAST 12 Division I GAMES:															
				203	N	Campbell	52 65					149	H	High Point	91 74
				242	A	Presbyterian	60 53					306	A	UNC Asheville	57 54
				63	A	Liberty	71 91					203	A	Campbell	52 62
				334	H	Coastal Caro.	81 68					348	H	Charleston So.	77 40
				206	H	Radford	66 45					344	A	Longwood	63 62
				279	A	Gardner-Webb	62 75					242	H	Presbyterian	54 51

Non-Div I Games: Gallaudet 117 43

Winthrop

■ Loss, 
 ■ Non-Conf, S Site, 
 ■ Home 
 ■ Away 
 N Neutral

Average RPI Win:	183	WON-LOST	WINNING	LAST 10	STRENGTH OF	OPP. STRENGTH	TEAM	ADJ.	CONF.	ADJ CONF.
Average RPI Loss:	50	RECORD	PCT. RANK	GAMES	SCHEDULE	OF SCHEDULE	RPI	RPI	RPI	RPI
DIV. I ONLY	9- 20	273	2- 8	36	8	159	159	4	4	
DIV. I NON-CONF.	4- 6	207	0- 0	86	14	159	159	2	2	
TOTALS	RPI 1-25	RPI 26-50	W-L RECORDS	RPI 51-100	RPI 101-150	RPI 150+				
9- 20	0- 4	0- 9	OVERALL	1- 5	2- 1	6- 1				
5- 8	0- 2	0- 5	HOME	1- 1	0- 0	4- 0				
4- 9	0- 1	0- 4	AWAY	0- 3	2- 0	2- 1				
0- 3	0- 1	0- 0	NEUTRAL	0- 1	0- 1	0- 0				
4- 6	0- 1	0- 1	NON-CONFERENCE	0- 4	0- 0	4- 0				
3- 1	0- 0	0- 0	HOME	0- 1	0- 0	3- 0				
1- 3	0- 0	0- 1	AWAY	0- 2	0- 0	1- 0				
0- 2	0- 1	0- 0	NEUTRAL	0- 1	0- 0	0- 0				
5- 14	0- 3	0- 8	CONFERENCE	1- 1	2- 1	2- 1				
2- 7	0- 2	0- 5	HOME	1- 0	0- 0	1- 0				
3- 6	0- 1	0- 3	AWAY	0- 1	2- 0	1- 1				
0- 1	0- 0	0- 0	NEUTRAL	0- 0	0- 1	0- 0				

RPI 1-25				RPI 26-50				RPI 51-100				RPI 101+ Team's RPI: 159			
RPI	S	Opponent	Score	RPI	S	Opponent	Score	RPI	S	Opponent	Score	RPI	S	Opponent	Score
3	N	South Carolina	44 67	26	A	Green Bay	43 53	62	H	Vanderbilt	58 67	105	A	Illinois	73 62
6	H	Maryland	70 81	27	H	Ohio St.	73 85	67	A	Miami (FL)	54 66	133	A	Purdue	65 56
9	A	Iowa	74 78	34	A	Northwestern	46 68	68	H	Michigan	63 53	133	N	Purdue	56 58
9	H	Iowa	75 87	34	H	Northwestern	83 86	69	N	East Carolina	43 61	157	H	Oral Roberts	70 52
				35	A	Nebraska	63 70	77	A	Michigan St.	71 77	161	A	Florida	51 48
				35	H	Nebraska	72 89	79	A	Drake	77 89	167	A	Indiana	52 69
				42	H	Rutgers	63 73					226	A	Penn St.	62 56
				43	A	Minnesota	82 93					226	H	Penn St.	65 46
				43	H	Minnesota	60 72					248	H	Marquette	89 64
												324	H	Illinois St.	71 60
LAST 12 Division I GAMES:															
		133 N Purdue	56 58			43 A Minnesota	82 93								
		226 A Penn St.	62 56			9 H Iowa	75 87								
		9 A Iowa	74 78			105 A Illinois	73 62								
		34 H Northwestern	83 86			27 H Ohio St.	73 85								
		6 H Maryland	70 81			77 A Michigan St.	71 77								
		35 A Nebraska	63 70			35 H Nebraska	72 89								

Non-Div I Games:

Wisconsin

■ Loss, 
 ■ Non-Conf, S Site, 
 ■ Home 
 ■ Away 
 N Neutral

Average RPI Win:	316	WON-LOST	WINNING	LAST 10	STRENGTH OF	OPP. STRENGTH	TEAM	ADJ.	CONF.	ADJ CONF.
Average RPI Loss:	187	RECORD	PCT. RANK	GAMES	SCHEDULE	OF SCHEDULE	RPI	RPI	RPI	RPI
DIV. I ONLY	6- 22	308	3- 7	267	296	315	315	20	20	
DIV. I NON-CONF.	3- 10	287	0- 0	314	349	327	327	22	22	
TOTALS	RPI 1-25	RPI 26-50	W-L RECORDS	RPI 51-100	RPI 101-150	RPI 150+				
6- 22	0- 2	0- 0	OVERALL	0- 1	0- 4	6- 15				
3- 9	0- 1	0- 0	HOME	0- 0	0- 2	3- 6				
3- 11	0- 1	0- 0	AWAY	0- 1	0- 2	3- 7				
0- 2	0- 0	0- 0	NEUTRAL	0- 0	0- 0	0- 2				
3- 10	0- 0	0- 0	NON-CONFERENCE	0- 1	0- 0	3- 9				
1- 4	0- 0	0- 0	HOME	0- 0	0- 0	1- 4				
2- 5	0- 0	0- 0	AWAY	0- 1	0- 0	2- 4				
0- 1	0- 0	0- 0	NEUTRAL	0- 0	0- 0	0- 1				
3- 12	0- 2	0- 0	CONFERENCE	0- 0	0- 4	3- 6				
2- 5	0- 1	0- 0	HOME	0- 0	0- 2	2- 2				
1- 6	0- 1	0- 0	AWAY	0- 0	0- 2	1- 3				
0- 1	0- 0	0- 0	NEUTRAL	0- 0	0- 0	0- 1				

RPI	S	Opponent	Score	RPI	S	Opponent	Score	RPI	S	Opponent	Score	RPI	S	Opponent	Score	Team's RPI: 315
20	A	Chattanooga	41 68					57	A	Ohio	37 84	108	A	East Tenn. St.	47 69	
20	H	Chattanooga	43 70									108	H	East Tenn. St.	47 79	
												147	A	Furman	56 58	
												147	H	Furman	53 70	
												175	H	William & Mary	51 71	
												191	A	Xavier	51 75	
												192	A	Mercer	51 80	
												192	H	Mercer	51 63	
												192	N	Mercer	54 75	
												205	A	Samford	50 69	
												205	H	Samford	43 68	
												206	A	Radford	59 60	
												207	A	Jacksonville St.	55 70	
												239	A	North Florida	60 68	
												279	H	Gardner-Webb	60 65	
												284	H	South Carolina St.	53 59	
												296	H	NJIT	50 76	
												298	A	Western Caro.	63 55	
												298	H	Western Caro.	59 49	
												306	A	UNC Asheville	70 52	
												308	A	UNC Greensboro	59 65	
												308	H	UNC Greensboro	77 64	
												333	N	FIU	75 83	
												339	A	N.C. Central	69 55	
												348	H	Charleston So.	55 48	
LAST 12 Division I GAMES:																
192	N	Mercer	54 75	20	A	Chattanooga	41 68									
147	H	Furman	53 70	205	A	Samford	50 69									
308	A	UNC Greensboro	59 65	298	H	Western Caro.	59 49									
298	A	Western Caro.	63 55	308	H	UNC Greensboro	77 64									
192	H	Mercer	51 63	147	A	Furman	56 58									
205	H	Samford	43 68	108	A	East Tenn. St.	47 69									

Non-Div I Games: Montreat 87 36 Bluefield Col. 69 45

Wofford

Loss, Non-Conf, S Site, H Home A Away N Neutral



Average RPI Win:	233	WON-LOST	WINNING	LAST 10	STRENGTH OF	OPP. STRENGTH	TEAM	ADJ.	CONF.	ADJ CONF.
Average RPI Loss:	75	RECORD	PCT. RANK	GAMES	SCHEDULE	OF SCHEDULE	RPI	RPI	RPI	RPI
DIV. I ONLY	22- 7	33	8- 2	278	142	88	88	12	12	
DIV. I NON-CONF.	9- 3	60	0- 0	331	146	141	141	15	15	
TOTALS	RPI 1-25	RPI 26-50	W-L RECORDS	RPI 51-100	RPI 101-150	RPI 150+				
22- 7	0- 1	0- 2	OVERALL	1- 1	2- 3	19- 0				
12- 2	0- 1	0- 1	HOME	1- 0	1- 0	10- 0				
8- 5	0- 0	0- 1	AWAY	0- 1	1- 3	7- 0				
2- 0	0- 0	0- 0	NEUTRAL	0- 0	0- 0	2- 0				
9- 3	0- 1	0- 0	NON-CONFERENCE	0- 0	1- 2	8- 0				
4- 1	0- 1	0- 0	HOME	0- 0	0- 0	4- 0				
3- 2	0- 0	0- 0	AWAY	0- 0	1- 2	2- 0				
2- 0	0- 0	0- 0	NEUTRAL	0- 0	0- 0	2- 0				
13- 4	0- 0	0- 2	CONFERENCE	1- 1	1- 1	11- 0				
8- 1	0- 0	0- 1	HOME	1- 0	1- 0	6- 0				
5- 3	0- 0	0- 1	AWAY	0- 1	0- 1	5- 0				
0- 0	0- 0	0- 0	NEUTRAL	0- 0	0- 0	0- 0				

RPI 1-25				RPI 26-50				RPI 51-100 Team's RPI: 88				RPI 101+			
RPI	S	Opponent	Score	RPI	S	Opponent	Score	RPI	S	Opponent	Score	RPI	S	Opponent	Score
13	H	Dayton	76 79	26	A	Green Bay	45 61	78	A	Youngstown St.	70 75	104	A	Cleveland St.	63 67
				26	H	Green Bay	59 68	78	H	Youngstown St.	92 55	104	H	Cleveland St.	82 65
												133	A	Purdue	46 70
												138	A	Northern Ky.	72 60
												146	A	Butler	49 57
												164	H	Southern Ill.	70 50
												183	H	Lamar	82 61
												208	A	Ill.-Chicago	74 63
												208	H	Ill.-Chicago	74 54
												222	A	Detroit	74 59
												222	H	Detroit	76 57
												235	A	Oakland	108 89
												235	H	Oakland	95 60
												235	H	Oakland	92 66
												253	A	Lipscomb	79 66
												261	A	Austin Peay	85 73
												273	N	UC Irvine	80 42
												280	A	Milwaukee	80 58
												280	H	Milwaukee	91 73
												282	A	Valparaiso	80 62
												282	H	Valparaiso	95 66
												309	N	Denver	72 63
												331	H	Murray St.	75 68
												343	H	Chicago St.	81 40
LAST 12 Division I GAMES:															
235	H	Oakland	95 60	208	A	Ill.-Chicago	74 63								
280	H	Milwaukee	91 73	26	A	Green Bay	45 61								
208	H	Ill.-Chicago	74 54	282	H	Valparaiso	95 66								
222	A	Detroit	74 59	78	H	Youngstown St.	92 55								
235	H	Oakland	92 66	235	A	Oakland	108 89								
104	A	Cleveland St.	63 67	104	H	Cleveland St.	82 65								

Non-Div I Games: Otterbein 104 51 Central St. (OH) 118 70

Wright St.

■ Loss, 
 ■ Non-Conf, S Site, 
 ■ Home 
 ■ Away 
 N Neutral

Average RPI Win:	257	WON-LOST	WINNING	LAST 10	STRENGTH OF	OPP. STRENGTH	TEAM	ADJ.	CONF.	ADJ CONF.
Average RPI Loss:	109	RECORD	PCT. RANK	GAMES	SCHEDULE	OF SCHEDULE	RPI	RPI	RPI	RPI
DIV. I ONLY	14- 14	172	7- 3	254	158	214	214	22	22	
DIV. I NON-CONF.	3- 5	215	0- 0	216	111	227	227	19	19	
TOTALS	RPI 1-25	RPI 26-50	W-L RECORDS	RPI 51-100	RPI 101-150	RPI 150+				
14- 14	0- 0	0- 1	OVERALL	1- 9	1- 0	12- 4				
7- 5	0- 0	0- 1	HOME	0- 3	0- 0	7- 1				
5- 7	0- 0	0- 0	AWAY	1- 4	1- 0	3- 3				
2- 2	0- 0	0- 0	NEUTRAL	0- 2	0- 0	2- 0				
3- 5	0- 0	0- 1	NON-CONFERENCE	1- 2	0- 0	2- 2				
1- 2	0- 0	0- 1	HOME	0- 0	0- 0	1- 1				
1- 2	0- 0	0- 0	AWAY	1- 1	0- 0	0- 1				
1- 1	0- 0	0- 0	NEUTRAL	0- 1	0- 0	1- 0				
11- 9	0- 0	0- 0	CONFERENCE	0- 7	1- 0	10- 2				
6- 3	0- 0	0- 0	HOME	0- 3	0- 0	6- 0				
4- 5	0- 0	0- 0	AWAY	0- 3	1- 0	3- 2				
1- 1	0- 0	0- 0	NEUTRAL	0- 1	0- 0	1- 0				

RPI S	Opponent	Score	RPI S	Opponent	Score	RPI S	Opponent	Score	RPI S	Opponent	Score	Team's RPI: 214
			40 H	Gonzaga	56 70	54 A	Fresno St.	50 67	120 A	Boise St.	64 59	
						54 H	Fresno St.	65 66	170 A	Montana St.	52 79	
						54 N	Fresno St.	66 74	193 H	Idaho	66 77	
						56 N	Iowa St.	63 84	225 A	San Diego St.	54 57	
						84 A	Colorado St.	58 67	225 H	San Diego St.	74 66	
						84 H	Colorado St.	55 58	228 A	San Jose St.	71 61	
						92 A	New Mexico	54 60	228 H	San Jose St.	96 60	
						92 H	New Mexico	55 66	233 A	UNLV	55 58	
						97 A	Montana	60 54	233 H	UNLV	99 68	
						99 A	Colorado	71 76	277 A	Utah St.	61 57	
									277 H	Utah St.	86 51	
									287 A	Nevada	61 45	
									287 H	Nevada	77 54	
									309 H	Denver	82 41	
									340 N	Howard	67 53	
									345 H	Air Force	74 51	
									345 N	Air Force	70 48	
LAST 12 Division I GAMES:												
			54 N	Fresno St.	66 74	287 H	Nevada	77 54				
			345 N	Air Force	70 48	228 A	San Jose St.	71 61				
			92 H	New Mexico	55 66	225 H	San Diego St.	74 66				
			277 A	Utah St.	61 57	345 H	Air Force	74 51				
			233 H	UNLV	99 68	84 A	Colorado St.	58 67				
			54 A	Fresno St.	50 67	287 A	Nevada	61 45				

Non-Div I Games: Western St. 104 29 South Dakota Mines 77 41

Wyoming

Average RPI Win: <b>250</b>	WON-LOST	WINNING	LAST 10	STRENGTH OF	OPP. STRENGTH	TEAM	ADJ.	CONF.	ADJ CONF.
Average RPI Loss: <b>82</b>	RECORD	PCT. RANK	GAMES	SCHEDULE	OF SCHEDULE	RPI	RPI	RPI	RPI
DIV. I ONLY	17- 14	146	5- 5	260	110	191	191	10	10
DIV. I NON-CONF.	8- 3	71	0- 0	329	278	170	170	9	9
TOTALS	RPI 1-25	RPI 26-50	W-L RECORDS	RPI 51-100	RPI 101-150	RPI 150+			
17- 14	0- 0	0- 5	OVERALL	2- 5	0- 3	15- 1			
11- 5	0- 0	0- 2	HOME	2- 1	0- 2	9- 0			
5- 8	0- 0	0- 2	AWAY	0- 4	0- 1	5- 1			
1- 1	0- 0	0- 1	NEUTRAL	0- 0	0- 0	1- 0			
8- 3	0- 0	0- 0	NON-CONFERENCE	0- 1	0- 1	8- 1			
6- 1	0- 0	0- 0	HOME	0- 0	0- 1	6- 0			
2- 2	0- 0	0- 0	AWAY	0- 1	0- 0	2- 1			
0- 0	0- 0	0- 0	NEUTRAL	0- 0	0- 0	0- 0			
9- 11	0- 0	0- 5	CONFERENCE	2- 4	0- 2	7- 0			
5- 4	0- 0	0- 2	HOME	2- 1	0- 1	3- 0			
3- 6	0- 0	0- 2	AWAY	0- 3	0- 1	3- 0			
1- 1	0- 0	0- 1	NEUTRAL	0- 0	0- 0	1- 0			

RPI S	Opponent	Score	RPI S	Opponent	Score	RPI S	Opponent	Score	RPI S	Opponent	Score	Team's RPI: 191
			37  DePaul	61  84	66  Middle Tenn.	68  90	109  Virginia	62  71				
			37  DePaul	63  87	75  Villanova	48  64	146  Butler	53  71				
			37 N DePaul	53  87	75  Villanova	34  54	146  Butler	54  58				
			39  Seton Hall	54  78	85  St. John's (NY)	42  65	162  Kennesaw St.	60  61				
			39  Seton Hall	60  77	85  St. John's (NY)	74 61	181  Robert Morris	70 65				
					89  Creighton	65  74	241  Monmouth	61 45				
					89  Creighton	66 65	242  Presbyterian	45 43				
							248  Marquette	74 71				
							248  Marquette	91 72				
							253  Lipscomb	62 38				
							258  Cincinnati	72 71				
							269  Providence	68 57				
							269  Providence	71 59				
							299  Georgetown	60 55				
							299  Georgetown	63 55				
							299 N Georgetown	70 67				
							315  Wofford	75 51				
							325  Binghamton	89 71				
							337  Ark.-Pine Bluff	89 52				
LAST 12 Division I GAMES:												
			37 N DePaul	53  87	299  Georgetown	60 55						
			299 N Georgetown	70 67	37  DePaul	63  87						
			85  St. John's (NY)	74 61	248  Marquette	91 72						
			39  Seton Hall	60  77	269  Providence	68 57						
			146  Butler	53  71	89  Creighton	65  74						
			75  Villanova	48  64	146  Butler	54  58						

Non-Div I Games:

Xavier

Average RPI Win:	229	WON-LOST	WINNING	LAST 10	STRENGTH OF	OPP. STRENGTH	TEAM	ADJ.	CONF.	ADJ CONF.
Average RPI Loss:	82	RECORD	PCT. RANK	GAMES	SCHEDULE	OF SCHEDULE	RPI	RPI	RPI	RPI
DIV. I ONLY	13- 14	193	3- 7	70	121	126	126	7	7	
DIV. I NON-CONF.	6- 7	175	0- 0	136	185	154	154	10	10	
TOTALS	RPI 1-25	RPI 26-50	W-L RECORDS	RPI 51-100	RPI 101-150	RPI 150+				
13- 14	0- 4	0- 1	OVERALL	1- 3	1- 4	11- 2				
8- 4	0- 1	0- 0	HOME	1- 2	1- 1	6- 0				
5- 9	0- 3	0- 1	AWAY	0- 1	0- 2	5- 2				
0- 1	0- 0	0- 0	NEUTRAL	0- 0	0- 1	0- 0				
6- 7	0- 2	0- 1	NON-CONFERENCE	1- 1	0- 1	5- 2				
4- 1	0- 0	0- 0	HOME	1- 1	0- 0	3- 0				
2- 5	0- 2	0- 1	AWAY	0- 0	0- 0	2- 2				
0- 1	0- 0	0- 0	NEUTRAL	0- 0	0- 1	0- 0				
7- 7	0- 2	0- 0	CONFERENCE	0- 2	1- 3	6- 0				
4- 3	0- 1	0- 0	HOME	0- 1	1- 1	3- 0				
3- 4	0- 1	0- 0	AWAY	0- 1	0- 2	3- 0				
0- 0	0- 0	0- 0	NEUTRAL	0- 0	0- 0	0- 0				

RPI 1-25				RPI 26-50				RPI 51-100				RPI 101+ Team's RPI: 126			
RPI	S	Opponent	Score	RPI	S	Opponent	Score	RPI	S	Opponent	Score	RPI	S	Opponent	Score
12	A	Princeton	49 67	31	A	Washington	51 81	52	A	Penn	33 59	116	A	Harvard	55 65
12	H	Princeton	50 56					52	H	Penn	42 61	116	H	Harvard	63 68
15	A	Arizona St.	51 69					85	H	St. John's (NY)	50 61	120	N	Boise St.	53 59
22	A	Oklahoma	54 71					95	H	Maine	57 55	130	A	Cornell	37 56
												130	H	Cornell	60 53
												152	A	Dartmouth	60 46
												152	H	Dartmouth	53 28
												160	A	Bucknell	66 73
												185	H	Holy Cross	83 70
												218	A	UMass Lowell	72 80
												232	A	Brown	79 69
												232	H	Brown	66 49
												241	H	Monmouth	62 58
												290	A	Columbia	67 57
												290	H	Columbia	55 47
												322	H	Boston U.	66 59
												326	A	Wagner	90 65
												327	A	Saint Peter's	53 45
LAST 12 Division I GAMES:															
152	H	Dartmouth	53 28	12	H	Princeton	50 56								
116	H	Harvard	63 68	52	H	Penn	42 61								
52	A	Penn	33 59	116	A	Harvard	55 65								
12	A	Princeton	49 67	152	A	Dartmouth	60 46								
290	A	Columbia	67 57	130	H	Cornell	60 53								
130	A	Cornell	37 56	290	H	Columbia	55 47								

Non-Div I Games: Alas. Anchorage 63 72

Yale

Loss, Non-Conf, S Site, H Home A Away N Neutral

Average RPI Win:	210	WON-LOST	WINNING	LAST 10	STRENGTH OF	OPP. STRENGTH	TEAM	ADJ.	CONF.	ADJ CONF.
Average RPI Loss:	120	RECORD	PCT. RANK	GAMES	SCHEDULE	OF SCHEDULE	RPI	RPI	RPI	RPI
DIV. I ONLY	19- 9	69	6- 4	141	212	78	78	12	12	
DIV. I NON-CONF.	9- 2	35	0- 0	107	267	31	31	15	15	
TOTALS	RPI 1-25	RPI 26-50	W-L RECORDS	RPI 51-100	RPI 101-150	RPI 150+				
19- 9	0- 0	0- 3	OVERALL	2- 1	1- 2	16- 3				
9- 3	0- 0	0- 1	HOME	2- 0	1- 0	6- 2				
9- 6	0- 0	0- 2	AWAY	0- 1	0- 2	9- 1				
1- 0	0- 0	0- 0	NEUTRAL	0- 0	0- 0	1- 0				
9- 2	0- 0	0- 1	NON-CONFERENCE	1- 0	0- 1	8- 0				
3- 0	0- 0	0- 0	HOME	1- 0	0- 0	2- 0				
5- 2	0- 0	0- 1	AWAY	0- 0	0- 1	5- 0				
1- 0	0- 0	0- 0	NEUTRAL	0- 0	0- 0	1- 0				
10- 7	0- 0	0- 2	CONFERENCE	1- 1	1- 1	8- 3				
6- 3	0- 0	0- 1	HOME	1- 0	1- 0	4- 2				
4- 4	0- 0	0- 1	AWAY	0- 1	0- 1	4- 1				
0- 0	0- 0	0- 0	NEUTRAL	0- 0	0- 0	0- 0				

RPI S	Opponent	Score	RPI S	Opponent	Score	RPI S	Opponent	Score	RPI S	Opponent	Score
26	A Green Bay	43 66	26	H Green Bay	27 73	81	H Akron	75 62	104	A Cleveland St.	62 73
41	A Pittsburgh	52 78				88	A Wright St.	55 92	104	H Cleveland St.	79 65
						88	H Wright St.	75 70	130	A Cornell	63 75
									155	A Tennessee St.	73 66
									160	H Bucknell	69 54
									181	A Robert Morris	73 65
									206	A Radford	70 44
									208	A Ill.-Chicago	69 66
									208	H Ill.-Chicago	63 66
									210	N Nicholls St.	51 50
									222	A Detroit	70 65
									222	H Detroit	73 55
									222	H Detroit	58 59
									235	A Oakland	82 85
									235	H Oakland	76 54
									238	H Niagara	83 61
									262	A Canisius	80 48
									280	A Milwaukee	79 73
									280	H Milwaukee	87 64
									282	A Valparaiso	87 69
									282	H Valparaiso	80 57
									285	A Kent St.	68 49
LAST 12 Division I GAMES:											
222	H Detroit	73 55	222	A Detroit	70 65						
282	H Valparaiso	80 57	235	H Oakland	76 54						
104	A Cleveland St.	62 73	208	H Ill.-Chicago	63 66						
26	H Green Bay	27 73	88	A Wright St.	55 92						
282	A Valparaiso	87 69	280	H Milwaukee	87 64						
280	A Milwaukee	79 73	222	H Detroit	58 59						

Non-Div I Games: Oberlin 92 43 Ohio Valley 84 33

Youngstown St.

Loss, Non-Conf, S Site, H Home A Away N Neutral