

# South Carolina

Through Games Of March 11, 2020

Average RPI Win:	92	WON-LOST	WINNING	LAST 10	STRENGTH OF	OPP. STRENGTH	TEAM	ADJ.	CONF.	ADJ CONF.
Average RPI Loss:	14	RECORD	PCT. RANK	GAMES	SCHEDULE	OF SCHEDULE	RPI	RPI	RPI	RPI
DIV. I ONLY	32- 1	1	10-0	5	3	1	1	4	4	
DIV. I NON-CONF.	13- 1	9	1-0	28	4	3	3	5	5	
TOTALS	RPI 1-25	RPI 26-50		W-L RECORDS		RPI 51-100	RPI 101-150	RPI 150+		
32- 1	8- 1	8- 0		OVERALL		4- 0	6- 0	6- 0		
15- 0	4- 0	5- 0		HOME		1- 0	2- 0	3- 0		
12- 0	2- 0	2- 0		AWAY		2- 0	3- 0	3- 0		
5- 1	2- 1	1- 0		NEUTRAL		1- 0	1- 0	0- 0		
13- 1	3- 1	4- 0		NON-CONFERENCE		0- 0	2- 0	4- 0		
7- 0	1- 0	3- 0		HOME		0- 0	0- 0	3- 0		
4- 0	1- 0	1- 0		AWAY		0- 0	1- 0	1- 0		
2- 1	1- 1	0- 0		NEUTRAL		0- 0	1- 0	0- 0		
19- 0	5- 0	4- 0		CONFERENCE		4- 0	4- 0	2- 0		
8- 0	3- 0	2- 0		HOME		1- 0	2- 0	0- 0		
8- 0	1- 0	1- 0		AWAY		2- 0	2- 0	2- 0		
3- 0	1- 0	1- 0		NEUTRAL		1- 0	0- 0	0- 0		

RPI 1-25				Team's RPI: 1		RPI 26-50				RPI 51-100				RPI 101+			
RPI	S	Opponent	Score	RPI	S	Opponent	Score	RPI	S	Opponent	Score	RPI	S	Opponent	Score		
3	A	Maryland	63 54	26	H	South Dakota	73 60	64	A	Georgia	88 53	109	N	Washington St.	68 53		
4	H	UConn	70 52	27	H	Duke	89 46	64	N	Georgia	89 56	114	H	Auburn	79 53		
5	N	Baylor	74 59	30	A	Arkansas	86 65	66	H	Tennessee	69 48	116	A	Temple	78 71		
10	H	Mississippi St.	81 79	30	H	Arkansas	91 82	72	A	Alabama	93 78	127	A	Vanderbilt	93 57		
10	N	Mississippi St.	76 62	30	N	Arkansas	90 64					127	H	Vanderbilt	95 44		
14	N	Indiana	57 71	35	H	LSU	63 48					138	A	Florida	100 67		
21	H	Texas A&M	60 52	41	A	Dayton	75 49					177	A	Missouri	78 45		
24	A	Kentucky	67 58	45	H	Purdue	85 49					222	A	Clemson	84 48		
24	H	Kentucky	99 72									226	H	Appalachian St.	92 50		
												301	A	Ole Miss	87 32		
												317	H	USC Upstate	112 32		
												325	H	Alabama St.	103 43		
LAST 10 Division I																	
				10	N	Mississippi St.	76 62	24	A	Kentucky	67 58						
				30	N	Arkansas	90 64	35	H	LSU	63 48						
				64	N	Georgia	89 56	127	H	Vanderbilt	95 44						
				21	H	Texas A&M	60 52	114	H	Auburn	79 53						
				138	A	Florida	100 67	4	H	UConn	70 52						

Average RPI Win:	93	WON-LOST	WINNING	LAST 10	STRENGTH OF	OPP. STRENGTH	TEAM	ADJ.	CONF.	ADJ CONF.
Average RPI Loss:	24	RECORD	PCT. RANK	GAMES	SCHEDULE	OF SCHEDULE	RPI	RPI	RPI	RPI
DIV. I ONLY	31- 2	3	10-0	6	7	2	2	1	1	
DIV. I NON-CONF.	11- 1	13	0	56	33	9	9	2	2	
TOTALS	RPI 1-25	RPI 26-50	W-L RECORDS	RPI 51-100	RPI 101-150	RPI 150+				
31- 2	7- 1	4- 1	OVERALL	7- 0	10- 0	3- 0				
15- 0	2- 0	2- 0	HOME	3- 0	6- 0	2- 0				
11- 1	4- 0	1- 1	AWAY	3- 0	2- 0	1- 0				
5- 1	1- 1	1- 0	NEUTRAL	1- 0	2- 0	0- 0				
11- 1	1- 1	0- 0	NON-CONFERENCE	4- 0	3- 0	3- 0				
6- 0	0- 0	0- 0	HOME	2- 0	2- 0	2- 0				
3- 0	1- 0	0- 0	AWAY	1- 0	0- 0	1- 0				
2- 1	0- 1	0- 0	NEUTRAL	1- 0	1- 0	0- 0				
20- 1	6- 0	4- 1	CONFERENCE	3- 0	7- 0	0- 0				
9- 0	2- 0	2- 0	HOME	1- 0	4- 0	0- 0				
8- 1	3- 0	1- 1	AWAY	2- 0	2- 0	0- 0				
3- 0	1- 0	1- 0	NEUTRAL	0- 0	1- 0	0- 0				

RPI	S	Opponent	Score	RPI	S	Opponent	Score	RPI	S	Opponent	Score	RPI	S	Opponent	Score
4	A	UConn	74 56	29	A	Arizona	71 64	68	N	Oklahoma St.	89 72	106	A	Utah	90 63
6	A	Stanford	74 66	29	H	Arizona	85 52	71	H	South Dakota St.	95 56	106	H	Utah	88 51
6	H	Stanford	87 55	29	N	Arizona	88 70	77	H	Kansas St.	89 51	106	N	Utah	79 59
6	N	Stanford	89 56	40	A	Arizona St.	66 72	81	A	Southern California	93 67	109	H	Washington St.	88 57
7	N	Louisville	62 72	40	H	Arizona St.	79 48	95	A	Colorado	101 53	112	N	UT Arlington	91 54
13	A	UCLA	80 66					95	H	Colorado	104 46	125	A	California	93 61
20	A	Oregon St.	66 57					100	A	Syracuse	81 64	125	H	California	105 55
20	H	Oregon St.	76 64									136	H	Texas Southern	99 63
												140	H	Washington	92 56
												144	H	Northeastern	89 47
												279	H	Utah St.	109 52
												283	A	Long Beach St.	81 45
												312	H	UC Riverside	84 41
LAST 10 Division I															
6	N	Stanford	89 56	6	A	Stanford	74 66								
29	N	Arizona	88 70	125	A	California	93 61								
106	N	Utah	79 59	81	A	Southern California	93 67								
140	H	Washington	92 56	13	A	UCLA	80 66								
109	H	Washington St.	88 57	40	H	Arizona St.	79 48								

Non-Div I Games:

Oregon

■ Loss, 
 ■ Non-Conf, 
 S Site, 
 ■ Home 
 ■ Away 
 N Neutral

Average RPI Win:	103	WON-LOST	WINNING	LAST 10	STRENGTH OF	OPP. STRENGTH	TEAM	ADJ.	CONF.	ADJ CONF.
Average RPI Loss:	11	RECORD	PCT. RANK	GAMES	SCHEDULE	OF SCHEDULE	RPI	RPI	RPI	RPI
DIV. I ONLY	28- 4	10	10-0	8	1	3	3	2	2	
DIV. I NON-CONF.	9- 2	37	0	89	59	38	38	1	1	
TOTALS	RPI 1-25	RPI 26-50	W-L RECORDS	RPI 51-100	RPI 101-150	RPI 150+				
28- 4	8- 4	6- 0	OVERALL	3- 0	3- 0	8- 0				
14- 1	4- 1	3- 0	HOME	1- 0	2- 0	4- 0				
9- 3	2- 3	2- 0	AWAY	1- 0	1- 0	3- 0				
5- 0	2- 0	1- 0	NEUTRAL	1- 0	0- 0	1- 0				
9- 2	0- 2	1- 0	NON-CONFERENCE	1- 0	1- 0	6- 0				
5- 1	0- 1	0- 0	HOME	0- 0	1- 0	4- 0				
2- 1	0- 1	1- 0	AWAY	0- 0	0- 0	1- 0				
2- 0	0- 0	0- 0	NEUTRAL	1- 0	0- 0	1- 0				
19- 2	8- 2	5- 0	CONFERENCE	2- 0	2- 0	2- 0				
9- 0	4- 0	3- 0	HOME	1- 0	1- 0	0- 0				
7- 2	2- 2	1- 0	AWAY	1- 0	1- 0	2- 0				
3- 0	2- 0	1- 0	NEUTRAL	0- 0	0- 0	0- 0				

RPI S	Opponent	Score	RPI S	Opponent	Score	RPI S	Opponent	Score	RPI S	Opponent	Score
1	H South Carolina	54 63	28	A James Madison	70 68	54	N Belmont	90 26	102	H Michigan St.	94 53
11	A Northwestern	58 81	34	A Michigan	77 49	90	H Nebraska	87 69	142	H George Washington	88 54
11	H Northwestern	70 61	34	H Michigan	70 55	91	A Minnesota	99 44	150	A Wisconsin	85 56
14	A Indiana	79 69	45	H Purdue	88 45				180	H Quinnipiac	107 52
14	H Indiana	76 62	45	N Purdue	74 62				183	H Delaware	99 55
14	N Indiana	66 51	47	H Rutgers	79 50				202	A Illinois	79 60
15	A Iowa	61 66							219	A Penn St.	106 69
15	H Iowa	93 59							222	N Clemson	63 44
16	A NC State	59 66							278	H Loyola Maryland	105 45
17	A Ohio St.	85 65							303	H Wagner	119 56
17	H Ohio St.	72 62							316	A Georgia St.	114 41
17	N Ohio St.	82 65									
LAST 10 Division I											
17	N Ohio St.	82 65	150	A Wisconsin	85 56						
14	N Indiana	66 51	219	A Penn St.	106 69						
45	N Purdue	74 62	15	H Iowa	93 59						
91	A Minnesota	99 44	47	H Rutgers	79 50						
45	H Purdue	88 45	14	A Indiana	79 69						

Non-Div I Games:

Maryland

Loss, Non-Conf, S Site, H Home A Away N Neutral

Average RPI Win:	115	WON-LOST	WINNING	LAST 10	STRENGTH OF	OPP. STRENGTH	TEAM	ADJ.	CONF.	ADJ CONF.
Average RPI Loss:	3	RECORD	PCT. RANK	GAMES	SCHEDULE	OF SCHEDULE	RPI	RPI	RPI	RPI
DIV. I ONLY	29- 3	6	9-1	18	15	4	4	9	9	
DIV. I NON-CONF.	10- 3	57	0-1	6	1	4	4	9	9	
TOTALS	RPI 1-25	RPI 26-50	W-L RECORDS	RPI 51-100	RPI 101-150	RPI 150+				
29- 3	2- 3	3- 0	OVERALL	10- 0	5- 0	9- 0				
12- 2	0- 2	1- 0	HOME	4- 0	2- 0	5- 0				
13- 1	2- 1	2- 0	AWAY	3- 0	2- 0	4- 0				
4- 0	0- 0	0- 0	NEUTRAL	3- 0	1- 0	0- 0				
10- 3	2- 3	1- 0	NON-CONFERENCE	4- 0	3- 0	0- 0				
4- 2	0- 2	0- 0	HOME	2- 0	2- 0	0- 0				
5- 1	2- 1	1- 0	AWAY	1- 0	1- 0	0- 0				
1- 0	0- 0	0- 0	NEUTRAL	1- 0	0- 0	0- 0				
19- 0	0- 0	2- 0	CONFERENCE	6- 0	2- 0	9- 0				
8- 0	0- 0	1- 0	HOME	2- 0	0- 0	5- 0				
8- 0	0- 0	1- 0	AWAY	2- 0	1- 0	4- 0				
3- 0	0- 0	0- 0	NEUTRAL	2- 0	1- 0	0- 0				

RPI	S	Opponent	Score	RPI	S	Opponent	Score	RPI	S	Opponent	Score	RPI	S	Opponent	Score
1	A	South Carolina	52 70	37	A	UCF	59 52	61	A	Cincinnati	105 58	116	A	Temple	83 54
2	H	Oregon	56 74	37	H	UCF	66 53	61	H	Cincinnati	80 50	116	N	Temple	94 61
5	H	Baylor	58 74	41	A	Dayton	75 37	61	N	Cincinnati	87 53	123	H	Notre Dame	81 57
17	A	Ohio St.	73 62					63	A	Seton Hall	92 78	125	H	California	72 61
18	A	DePaul	84 74					66	H	Tennessee	60 45	127	A	Vanderbilt	64 51
								69	A	South Fla.	67 47	166	H	Wichita St.	83 55
								69	H	South Fla.	80 39	175	H	Tulane	74 31
								69	N	South Fla.	79 38	195	A	Memphis	68 56
								75	H	Virginia	83 44	195	H	Memphis	94 55
								92	N	Oklahoma	97 53	214	A	Houston	92 40
												214	H	Houston	91 51
												233	A	SMU	80 42
												242	A	East Carolina	98 42
												258	H	Tulsa	92 34
LAST 10 Division I															
								61	A	Cincinnati	105 58				
								37	H	UCF	66 53				
								175	H	Tulane	74 31				
								69	A	South Fla.	67 47				
								1	A	South Carolina	52 70				

Non-Div I Games:

UConn

■ Loss, 
 ■ Non-Conf, S Site, 
 ■ Home 
 ■ Away 
 N Neutral

Average RPI Win:	118	WON-LOST	WINNING	LAST 10	STRENGTH OF	OPP. STRENGTH	TEAM	ADJ.	CONF.	ADJ CONF.
Average RPI Loss:	22	RECORD	PCT. RANK	GAMES	SCHEDULE	OF SCHEDULE	RPI	RPI	RPI	RPI
DIV. I ONLY	28- 2	5	9-1	50	5	5	5	3	3	
DIV. I NON-CONF.	11- 1	13	0	186	10	39	39	3	3	
TOTALS	RPI 1-25	RPI 26-50	W-L RECORDS	RPI 51-100	RPI 101-150	RPI 150+				
28- 2	4- 1	3- 1	OVERALL	10- 0	5- 0	6- 0				
17- 0	1- 0	2- 0	HOME	6- 0	2- 0	6- 0				
9- 1	2- 0	1- 1	AWAY	4- 0	2- 0	0- 0				
2- 1	1- 1	0- 0	NEUTRAL	0- 0	1- 0	0- 0				
11- 1	2- 1	0- 0	NON-CONFERENCE	2- 0	1- 0	6- 0				
8- 0	0- 0	0- 0	HOME	2- 0	0- 0	6- 0				
1- 0	1- 0	0- 0	AWAY	0- 0	0- 0	0- 0				
2- 1	1- 1	0- 0	NEUTRAL	0- 0	1- 0	0- 0				
17- 1	2- 0	3- 1	CONFERENCE	8- 0	4- 0	0- 0				
9- 0	1- 0	2- 0	HOME	4- 0	2- 0	0- 0				
8- 1	1- 0	1- 1	AWAY	4- 0	2- 0	0- 0				
0- 0	0- 0	0- 0	NEUTRAL	0- 0	0- 0	0- 0				

RPI	S	Opponent	Score	RPI	S	Opponent	Score	RPI	S	Opponent	Score	RPI	S	Opponent	Score
1	N	South Carolina	59 74	42	A	Iowa St.	56 57	64	H	Georgia	72 38	109	N	Washington St.	89 66
4	A	UConn	74 58	42	H	Iowa St.	83 62	68	A	Oklahoma St.	69 42	132	A	Kansas	90 47
14	N	Indiana	77 62	43	A	Texas	64 44	68	H	Oklahoma St.	94 48	132	H	Kansas	97 44
19	A	TCU	66 57	43	H	Texas	69 53	69	H	South Fla.	58 46	135	A	Texas Tech	77 62
19	H	TCU	81 62					70	A	West Virginia	64 39	135	H	Texas Tech	87 79
								70	H	West Virginia	91 51	253	H	Arkansas St.	111 43
								77	A	Kansas St.	54 40	262	H	Lamar University	90 28
								77	H	Kansas St.	83 58	265	H	New Hampshire	97 29
								92	A	Oklahoma	77 56	286	H	Morehead St.	94 47
								92	H	Oklahoma	101 69	318	H	Houston Baptist	112 42
												344	H	Grambling	120 46
LAST 10 Division I															
42	A	Iowa St.	56 57	135	A	Texas Tech	77 62								
43	H	Texas	69 53	68	A	Oklahoma St.	69 42								
77	H	Kansas St.	83 58	19	H	TCU	81 62								
70	A	West Virginia	64 39	77	A	Kansas St.	54 40								
92	H	Oklahoma	101 69	132	H	Kansas	97 44								

Non-Div I Games:

Baylor

■ Loss, 
■ Non-Conf, S Site, 
■ Home 
■ Away 
N Neutral

Average RPI Win:	106	WON-LOST	WINNING	LAST 10	STRENGTH OF	OPP. STRENGTH	TEAM	ADJ.	CONF.	ADJ CONF.
Average RPI Loss:	15	RECORD	PCT. RANK	GAMES	SCHEDULE	OF SCHEDULE	RPI	RPI	RPI	RPI
DIV. I ONLY	27- 6	22	7-3	11	2	6	6	1	1	
DIV. I NON-CONF.	11- 1	13	0	53	39	8	8	2	2	
TOTALS	RPI 1-25	RPI 26-50	W-L RECORDS	RPI 51-100	RPI 101-150	RPI 150+				
27- 6	7- 4	1- 2	OVERALL	5- 0	9- 0	5- 0				
14- 2	3- 2	0- 0	HOME	3- 0	5- 0	3- 0				
8- 3	1- 1	1- 2	AWAY	1- 0	4- 0	1- 0				
5- 1	3- 1	0- 0	NEUTRAL	1- 0	0- 0	1- 0				
11- 1	3- 0	0- 1	NON-CONFERENCE	2- 0	1- 0	5- 0				
7- 0	2- 0	0- 0	HOME	1- 0	1- 0	3- 0				
1- 1	0- 0	0- 1	AWAY	0- 0	0- 0	1- 0				
3- 0	1- 0	0- 0	NEUTRAL	1- 0	0- 0	1- 0				
16- 5	4- 4	1- 1	CONFERENCE	3- 0	8- 0	0- 0				
7- 2	1- 2	0- 0	HOME	2- 0	4- 0	0- 0				
7- 2	1- 1	1- 1	AWAY	1- 0	4- 0	0- 0				
2- 1	2- 1	0- 0	NEUTRAL	0- 0	0- 0	0- 0				

RPI	S	Opponent	Score	RPI	S	Opponent	Score	RPI	S	Opponent	Score	RPI	S	Opponent	Score
2	A	Oregon	55 87	29	A	Arizona	72 73	66	H	Tennessee	78 51	106	A	Utah	97 64
2	H	Oregon	66 74	40	A	Arizona St.	55 44	81	H	Southern California	79 59	106	H	Utah	82 49
2	N	Oregon	56 89	43	A	Texas	64 69	95	A	Colorado	69 66	109	A	Washington St.	71 49
10	N	Mississippi St.	67 62					95	H	Colorado	76 68	109	H	Washington St.	77 58
12	H	Gonzaga	76 70					100	N	Syracuse	77 59	117	H	Buffalo	88 69
13	H	UCLA	69 79									125	A	California	79 65
13	N	UCLA	67 51									125	H	California	73 40
17	H	Ohio St.	71 52									140	A	Washington	58 41
20	A	Oregon St.	61 58									140	H	Washington	77 56
20	H	Oregon St.	63 60									159	H	UC Davis	67 55
20	N	Oregon St.	68 57									215	A	San Francisco	97 71
												224	H	Northern Colo.	90 36
												284	N	California Baptist	83 78
												315	H	Eastern Wash.	92 27
LAST 10 Division I															
		2 N Oregon	56 89			2 H Oregon	66 74								
		13 N UCLA	67 51			20 H Oregon St.	63 60								
		20 N Oregon St.	68 57			95 A Colorado	69 66								
		40 A Arizona St.	55 44			106 A Utah	97 64								
		29 A Arizona	72 73			81 H Southern California	79 59								

Non-Div I Games:

Stanford

■ Loss, 
 ■ Non-Conf, 
 ■ S Site, 
 ■ Home 
 ■ A Away 
 N Neutral

## Louisville

## Through Games Of March 11, 2020

Average RPI Win: 107		WON-LOST	WINNING	LAST 10	STRENGTH OF	OPP. STRENGTH	TEAM	ADJ.	CONF.	ADJ CONF.
Average RPI Loss: 45		RECORD	PCT. RANK	GAMES	SCHEDULE	OF SCHEDULE	RPI	RPI	RPI	RPI
DIV. I ONLY		28- 4	10	7-3	23	27	7	7	5	5
DIV. I NON-CONF.		11- 1	13	0	5	9	1	1	4	4
TOTALS		RPI 1-25	RPI 26-50		W-L RECORDS		RPI 51-100	RPI 101-150	RPI 150+	
28- 4	4- 1	4- 2		OVERALL		8- 1	6- 0	6- 0		
13- 1	1- 0	3- 1		HOME		4- 0	2- 0	3- 0		
11- 2	2- 1	1- 0		AWAY		2- 1	3- 0	3- 0		
4- 1	1- 0	0- 1		NEUTRAL		2- 0	1- 0	0- 0		
11- 1	3- 1	2- 0		NON-CONFERENCE		2- 0	1- 0	3- 0		
5- 0	1- 0	1- 0		HOME		1- 0	0- 0	2- 0		
3- 1	1- 1	1- 0		AWAY		0- 0	0- 0	1- 0		
3- 0	1- 0	0- 0		NEUTRAL		1- 0	1- 0	0- 0		
17- 3	1- 0	2- 2		CONFERENCE		6- 1	5- 0	3- 0		
8- 1	0- 0	2- 1		HOME		3- 0	2- 0	1- 0		
8- 1	1- 0	0- 0		AWAY		2- 1	3- 0	2- 0		
1- 1	0- 0	0- 1		NEUTRAL		1- 0	0- 0	0- 0		

RPI	S	Opponent	Score	RPI	S	Opponent	Score	RPI	S	Opponent	Score	RPI	S	Opponent	Score
2	N	Oregon	72 62	27	H	Duke	60 55	62	A	Boston College	81 70	112	N	UT Arlington	76 67
16	A	NC State	66 59	31	H	Western Ky.	75 56	62	H	Boston College	68 48	115	H	Wake Forest	75 61
17	A	Ohio St.	60 67	32	H	Florida St.	59 67	68	N	Oklahoma St.	69 48	118	A	Miami (FL)	87 41
22	H	Central Mich.	76 63	32	N	Florida St.	60 62	75	H	Virginia	71 56	123	A	Notre Dame	86 54
24	A	Kentucky	67 66	38	H	Virginia Tech	70 53	79	A	Georgia Tech	58 47	123	H	Notre Dame	82 49
				48	A	UT Martin	71 63	83	H	Boise St.	98 82	147	A	North Carolina	74 67
								100	A	Syracuse	51 59	185	A	Northern Ky.	85 57
								100	H	Syracuse	62 58	207	H	Chattanooga	86 37
								100	N	Syracuse	71 46	222	A	Clemson	75 50
												241	H	Murray St.	76 40
												287	A	Pittsburgh	79 47
												287	H	Pittsburgh	83 49
LAST 10 Division I															
				32	N	Florida St.	60 62	79	A	Georgia Tech	58 47				
				100	N	Syracuse	71 46	123	H	Notre Dame	82 49				
				38	H	Virginia Tech	70 53	16	A	NC State	66 59				
				62	H	Boston College	68 48	100	A	Syracuse	51 59				
				287	A	Pittsburgh	79 47	32	H	Florida St.	59 67				

Non-Div I Games:

Louisville

■ Loss, 
 ■ Non-Conf, 
 ■ S Site, 
 ■ H Home 
 ■ A Away 
 N Neutral

Average RPI Win:	134	WON-LOST	WINNING	LAST 10	STRENGTH OF	OPP. STRENGTH	TEAM	ADJ.	CONF.	ADJ CONF.
Average RPI Loss:	53	RECORD	PCT. RANK	GAMES	SCHEDULE	OF SCHEDULE	RPI	RPI	RPI	RPI
DIV. I ONLY	25- 4	16	9-1	36	82	8	8	8	8	8
DIV. I NON-CONF.	9- 2	37	0	15	24	6	6	7	7	7
TOTALS	RPI 1-25	RPI 26-50	W-L RECORDS	RPI 51-100	RPI 101-150	RPI 150+				
25- 4	2- 2	3- 0	OVERALL	7- 1	3- 1	10- 0				
14- 0	1- 0	1- 0	HOME	3- 0	2- 0	7- 0				
11- 4	1- 2	2- 0	AWAY	4- 1	1- 1	3- 0				
0- 0	0- 0	0- 0	NEUTRAL	0- 0	0- 0	0- 0				
9- 2	0- 2	1- 0	NON-CONFERENCE	4- 0	0- 0	4- 0				
5- 0	0- 0	0- 0	HOME	1- 0	0- 0	4- 0				
4- 2	0- 2	1- 0	AWAY	3- 0	0- 0	0- 0				
0- 0	0- 0	0- 0	NEUTRAL	0- 0	0- 0	0- 0				
16- 2	2- 0	2- 0	CONFERENCE	3- 1	3- 1	6- 0				
9- 0	1- 0	1- 0	HOME	2- 0	2- 0	3- 0				
7- 2	1- 0	1- 0	AWAY	1- 1	1- 1	3- 0				
0- 0	0- 0	0- 0	NEUTRAL	0- 0	0- 0	0- 0				

RPI 1-25				Team's RPI: 8				RPI 26-50				RPI 51-100				RPI 101+			
RPI	S	Opponent	Score		RPI	S	Opponent	Score		RPI	S	Opponent	Score		RPI	S	Opponent	Score	
12	A	Gonzaga	52	64	26	A	South Dakota	74	66	67	A	UNI	66	55	105	A	Southern Ill.	68	70
20	A	Oregon St.	69	80	50	A	Bradley	69	66	67	H	UNI	80	66	105	H	Southern Ill.	88	57
25	A	Drake	89	83	50	H	Bradley	90	56	74	A	Illinois St.	66	78	133	A	Valparaiso	81	68
25	H	Drake	69	67						74	H	Illinois St.	87	74	133	H	Valparaiso	85	70
										78	H	A&M-Corpus Christi	79	51	155	A	Loyola Chicago	74	72
										83	A	Boise St.	72	69	155	H	Loyola Chicago	72	61
										91	A	Minnesota	77	69	166	H	Wichita St.	68	55
										92	A	Oklahoma	96	90	177	H	Missouri	79	72
															193	H	Santa Clara	71	64
															204	H	UMKC	83	58
															275	A	Indiana St.	76	55
															275	H	Indiana St.	82	58
															330	A	Evansville	81	55
															330	H	Evansville	76	62
LAST 10 Division I																			
155	H	Loyola Chicago	72	61	330	H	Evansville	76	62										
133	H	Valparaiso	85	70	105	H	Southern Ill.	88	57										
50	A	Bradley	69	66	25	A	Drake	89	83										
74	A	Illinois St.	66	78	67	A	UNI	66	55										
275	H	Indiana St.	82	58	74	H	Illinois St.	87	74										

Non-Div I Games: William Jewell 111 39

Missouri St.

Loss, Non-Conf, S Site, H Home A Away N Neutral



Average RPI Win:	151	WON-LOST	WINNING	LAST 10	STRENGTH OF	OPP. STRENGTH	TEAM	ADJ.	CONF.	ADJ CONF.
Average RPI Loss:	15	RECORD	PCT. RANK	GAMES	SCHEDULE	OF SCHEDULE	RPI	RPI	RPI	RPI
DIV. I ONLY	26- 1	2	10-0	83	96	9	9	7	7	
DIV. I NON-CONF.	12- 1	10	0	147	108	23	23	8	8	
TOTALS	RPI 1-25	RPI 26-50	W-L RECORDS	RPI 51-100	RPI 101-150	RPI 150+				
26- 1	0- 1	1- 0	OVERALL	8- 0	5- 0	12- 0				
14- 0	0- 0	1- 0	HOME	3- 0	2- 0	8- 0				
12- 1	0- 1	0- 0	AWAY	5- 0	3- 0	4- 0				
0- 0	0- 0	0- 0	NEUTRAL	0- 0	0- 0	0- 0				
12- 1	0- 1	1- 0	NON-CONFERENCE	4- 0	1- 0	6- 0				
7- 0	0- 0	1- 0	HOME	1- 0	0- 0	5- 0				
5- 1	0- 1	0- 0	AWAY	3- 0	1- 0	1- 0				
0- 0	0- 0	0- 0	NEUTRAL	0- 0	0- 0	0- 0				
14- 0	0- 0	0- 0	CONFERENCE	4- 0	4- 0	6- 0				
7- 0	0- 0	0- 0	HOME	2- 0	2- 0	3- 0				
7- 0	0- 0	0- 0	AWAY	2- 0	2- 0	3- 0				
0- 0	0- 0	0- 0	NEUTRAL	0- 0	0- 0	0- 0				

RPI	S	Opponent	Score	RPI	S	Opponent	Score	RPI	S	Opponent	Score	RPI	S	Opponent	Score
15	A	Iowa	75 77	36	H	FGCU	67 53	52	A	Yale	55 39	119	A	Columbia	77 52
								52	H	Yale	64 49	119	H	Columbia	77 55
								55	A	Marist	62 50	120	A	Harvard	60 46
								56	A	Penn	75 55	120	H	Harvard	66 45
								56	H	Penn	80 44	142	A	George Washington	75 50
								63	A	Seton Hall	78 76	168	A	Dartmouth	66 34
								86	A	Saint Louis	66 50	168	H	Dartmouth	87 55
								93	H	Rider	80 47	177	A	Missouri	68 33
												190	A	Cornell	69 50
												190	H	Cornell	60 29
												219	H	Penn St.	72 55
												223	A	Brown	85 48
												223	H	Brown	81 39
												265	H	New Hampshire	77 37
												281	H	Monmouth	52 40
												319	H	St. Francis Brooklyn	76 44
												345	H	Hartford	73 42
LAST 10 Division I															
190	A	Cornell	69 50	168	H	Dartmouth	87 55								
119	A	Columbia	77 52	120	H	Harvard	66 45								
52	H	Yale	64 49	223	A	Brown	85 48								
223	H	Brown	81 39	52	A	Yale	55 39								
56	H	Penn	80 44	119	H	Columbia	77 55								

Non-Div I Games:

Princeton

■ Loss, 
 ■ Non-Conf, S Site, 
 ■ Home 
 ■ Away 
 N Neutral

## Mississippi St.

## Through Games Of March 11, 2020

Average RPI Win:	119	WON-LOST	WINNING	LAST 10	STRENGTH OF	OPP. STRENGTH	TEAM	ADJ.	CONF.	ADJ CONF.
Average RPI Loss:	29	RECORD	PCT. RANK	GAMES	SCHEDULE	OF SCHEDULE	RPI	RPI	RPI	RPI
DIV. I ONLY	27- 6	22	7-3	19	24	10	10	4	4	
DIV. I NON-CONF.	12- 2	28	0	33	51	12	12	5	5	
TOTALS	RPI 1-25	RPI 26-50	W-L RECORDS	RPI 51-100	RPI 101-150	RPI 150+				
27- 6	3- 4	5- 0	OVERALL	5- 2	5- 0	9- 0				
12- 2	1- 0	4- 0	HOME	1- 2	2- 0	4- 0				
9- 2	1- 2	0- 0	AWAY	2- 0	2- 0	4- 0				
6- 2	1- 2	1- 0	NEUTRAL	2- 0	1- 0	1- 0				
12- 2	1- 1	2- 0	NON-CONFERENCE	2- 1	1- 0	6- 0				
5- 1	0- 0	2- 0	HOME	0- 1	0- 0	3- 0				
3- 0	1- 0	0- 0	AWAY	0- 0	0- 0	2- 0				
4- 1	0- 1	0- 0	NEUTRAL	2- 0	1- 0	1- 0				
15- 4	2- 3	3- 0	CONFERENCE	3- 1	4- 0	3- 0				
7- 1	1- 0	2- 0	HOME	1- 1	2- 0	1- 0				
6- 2	0- 2	0- 0	AWAY	2- 0	2- 0	2- 0				
2- 1	1- 1	1- 0	NEUTRAL	0- 0	0- 0	0- 0				

RPI 1-25				RPI 26-50				RPI 51-100				RPI 101+			
RPI	S	Opponent	Score	RPI	S	Opponent	Score	RPI	S	Opponent	Score	RPI	S	Opponent	Score
1	A	South Carolina	79 81	30	H	Arkansas	92 83	64	A	Georgia	73 66	113	N	Green Bay	83 58
1	N	South Carolina	62 76	35	H	LSU	64 60	64	H	Georgia	67 53	114	A	Auburn	92 85
6	N	Stanford	62 67	35	N	LSU	79 49	66	A	Tennessee	72 55	114	H	Auburn	78 73
21	H	Texas A&M	69 57	44	H	Troy	122 82	69	N	South Fla.	86 61	127	A	Vanderbilt	68 52
23	A	Marquette	74 68	48	H	UT Martin	82 46	70	H	West Virginia	65 71	138	H	Florida	93 47
24	A	Kentucky	62 73					72	H	Alabama	64 66	157	A	Jackson St.	92 53
24	N	Kentucky	77 59					75	N	Virginia	72 59	177	A	Missouri	79 64
												188	A	Louisiana	64 48
												206	H	Little Rock	89 50
												212	H	Southern Miss.	91 58
												215	N	San Francisco	73 38
												241	H	Murray St.	124 43
												301	A	Ole Miss	84 59
												301	H	Ole Miss	80 39
LAST 10 Division I															
		1 N South Carolina	62 76			72 H Alabama	64 66								
		24 N Kentucky	77 59			114 A Auburn	92 85								
		35 N LSU	79 49			24 A Kentucky	62 73								
		301 A Ole Miss	84 59			21 H Texas A&M	69 57								
		30 H Arkansas	92 83			66 A Tennessee	72 55								

Non-Div I Games:

Mississippi St.

■ Loss, 
 ■ Non-Conf, 
 ■ S Site, 
 ■ H Home 
 ■ A Away 
 N Neutral

## Northwestern

Through Games Of March 11, 2020

Average RPI Win:	116	WON-LOST	WINNING	LAST 10	STRENGTH OF	OPP. STRENGTH	TEAM	ADJ.	CONF.	ADJ CONF.
Average RPI Loss:	18	RECORD	PCT. RANK	GAMES	SCHEDULE	OF SCHEDULE	RPI	RPI	RPI	RPI
DIV. I ONLY	26- 4	13	9-1	38	4	11	11	2	2	
DIV. I NON-CONF.	10- 1	20	0	111	14	28	28	1	1	
TOTALS	RPI 1-25	RPI 26-50	W-L RECORDS	RPI 51-100	RPI 101-150	RPI 150+				
26- 4	4- 3	5- 1	OVERALL	3- 0	6- 0	8- 0				
14- 2	1- 2	3- 0	HOME	2- 0	4- 0	4- 0				
10- 1	3- 1	2- 0	AWAY	1- 0	2- 0	2- 0				
2- 1	0- 0	0- 1	NEUTRAL	0- 0	0- 0	2- 0				
10- 1	1- 1	1- 0	NON-CONFERENCE	1- 0	3- 0	4- 0				
6- 1	0- 1	0- 0	HOME	1- 0	3- 0	2- 0				
2- 0	1- 0	1- 0	AWAY	0- 0	0- 0	0- 0				
2- 0	0- 0	0- 0	NEUTRAL	0- 0	0- 0	2- 0				
16- 3	3- 2	4- 1	CONFERENCE	2- 0	3- 0	4- 0				
8- 1	1- 1	3- 0	HOME	1- 0	1- 0	2- 0				
8- 1	2- 1	1- 0	AWAY	1- 0	2- 0	2- 0				
0- 1	0- 0	0- 1	NEUTRAL	0- 0	0- 0	0- 0				

RPI	S	Opponent	Score	RPI	S	Opponent	Score	RPI	S	Opponent	Score	RPI	S	Opponent	Score
3	A	Maryland	61 70	27	A	Duke	63 42	62	H	Boston College	66 63	102	A	Michigan St.	76 48
3	H	Maryland	81 58	34	A	Michigan	66 60	90	H	Nebraska	60 56	102	H	Michigan St.	85 55
14	A	Indiana	71 69	34	H	Michigan	81 73	91	A	Minnesota	56 54	112	H	UT Arlington	74 47
15	H	Iowa	51 77	34	N	Michigan	59 67					126	H	Colgate	73 44
17	A	Ohio St.	69 55	45	H	Purdue	61 56					133	H	Valparaiso	69 48
18	H	DePaul	68 70	47	H	Rutgers	82 65					150	A	Wisconsin	82 66
23	A	Marquette	64 56									168	H	Dartmouth	79 37
												202	A	Illinois	77 50
												202	H	Illinois	75 58
												219	A	Penn St.	82 59
												219	H	Penn St.	85 59
												242	N	East Carolina	64 45
												270	N	Xavier	79 59
												278	H	Loyola Maryland	67 46
LAST 10 Division I															
				34	N	Michigan	59 67	90	H	Nebraska	60 56				
				202	H	Illinois	75 58	34	A	Michigan	66 60				
				17	A	Ohio St.	69 55	102	H	Michigan St.	85 55				
				150	A	Wisconsin	82 66	219	A	Penn St.	82 59				
				47	H	Rutgers	82 65	34	H	Michigan	81 73				

N  
o  
r  
t  
h  
w  
e  
s  
t  
e  
r  
nN  
o  
r  
t  
h  
w  
e  
s  
t  
e  
r  
n

Non-Div I Games:

Northwestern

■ Loss, 
 ■ Non-Conf, S Site, 
 ■ Home 
 ■ Away 
 N Neutral

## Gonzaga

Through Games Of March 11, 2020

Average RPI Win: <b>145</b>	WON-LOST	WINNING	LAST 10	STRENGTH OF	OPP. STRENGTH	TEAM	ADJ.	CONF.	ADJ CONF.
Average RPI Loss: <b>103</b>	RECORD	PCT. RANK	GAMES	SCHEDULE	OF SCHEDULE	RPI	RPI	RPI	RPI
DIV. I ONLY	28- 3	7	8-2	61	86	12	12	11	11
DIV. I NON-CONF.	11- 1	13	0	13	16	2	2	11	11
TOTALS	RPI 1-25	RPI 26-50	W-L RECORDS	RPI 51-100	RPI 101-150	RPI 150+			
28- 3	1- 1	4- 0	OVERALL	3- 0	8- 1	12- 1			
14- 0	1- 0	1- 0	HOME	1- 0	4- 0	7- 0			
11- 2	0- 1	0- 0	AWAY	2- 0	4- 0	5- 1			
3- 1	0- 0	3- 0	NEUTRAL	0- 0	0- 1	0- 0			
11- 1	1- 1	4- 0	NON-CONFERENCE	1- 0	2- 0	3- 0			
5- 0	1- 0	1- 0	HOME	0- 0	1- 0	2- 0			
3- 1	0- 1	0- 0	AWAY	1- 0	1- 0	1- 0			
3- 0	0- 0	3- 0	NEUTRAL	0- 0	0- 0	0- 0			
17- 2	0- 0	0- 0	CONFERENCE	2- 0	6- 1	9- 1			
9- 0	0- 0	0- 0	HOME	1- 0	3- 0	5- 0			
8- 1	0- 0	0- 0	AWAY	1- 0	3- 0	4- 1			
0- 1	0- 0	0- 0	NEUTRAL	0- 0	0- 1	0- 0			

RPI	S	Opponent	Score	RPI	S	Opponent	Score	RPI	S	Opponent	Score	RPI	S	Opponent	Score
6	A	Stanford	70 76	41	N	Dayton	76 65	57	A	Montana St.	70 55	103	A	Portland	56 42
8	H	Missouri St.	64 52	45	N	Purdue	63 50	94	A	BYU	55 43	103	H	Portland	62 57
				46	N	Middle Tenn.	62 50	94	H	BYU	59 44	103	N	Portland	69 70
				48	H	UT Martin	78 55					109	A	Washington St.	76 53
												111	A	San Diego	57 42
												111	H	San Diego	57 46
												134	A	Pacific	83 65
												134	H	Pacific	68 67
												136	H	Texas Southern	80 45
												167	A	Wyoming	65 54
												178	A	Pepperdine	64 50
												178	H	Pepperdine	70 36
												193	A	Santa Clara	67 52
												193	H	Santa Clara	53 46
												201	A	Saint Mary's (CA)	60 70
												201	H	Saint Mary's (CA)	74 49
												215	A	San Francisco	69 46
												215	H	San Francisco	56 38
												239	H	CSU Bakersfield	92 48
												298	A	LMU (CA)	75 47
												298	H	LMU (CA)	78 52
												315	H	Eastern Wash.	84 44
LAST 10 Division I															
				103	N	Portland	69 70					215	H	San Francisco	56 38
				103	A	Portland	56 42					201	A	Saint Mary's (CA)	60 70
				178	A	Pepperdine	64 50					134	A	Pacific	83 65
				298	A	LMU (CA)	75 47					94	H	BYU	59 44
				193	H	Santa Clara	53 46					111	H	San Diego	57 46

Non-Div I Games:

Gonzaga

■ Loss, 
 ■ Non-Conf, S Site, 
 ■ Home 
 ■ Away 
 N Neutral

Average RPI Win:	114	WON-LOST	WINNING	LAST 10	STRENGTH OF	OPP. STRENGTH	TEAM	ADJ.	CONF.	ADJ CONF.
Average RPI Loss:	52	RECORD	PCT. RANK	GAMES	SCHEDULE	OF SCHEDULE	RPI	RPI	RPI	RPI
DIV. I ONLY	26- 5	21	7-3	51	9	13	13	1	1	
DIV. I NON-CONF.	11- 0	1	0	195	45	18	18	2	2	
TOTALS	RPI 1-25	RPI 26-50	W-L RECORDS	RPI 51-100	RPI 101-150	RPI 150+				
26- 5	3- 2	4- 1	OVERALL	7- 1	7- 1	5- 0				
14- 1	1- 1	2- 0	HOME	3- 0	4- 0	4- 0				
10- 3	2- 0	1- 1	AWAY	3- 1	3- 1	1- 0				
2- 1	0- 1	1- 0	NEUTRAL	1- 0	0- 0	0- 0				
11- 0	1- 0	1- 0	NON-CONFERENCE	3- 0	1- 0	5- 0				
6- 0	0- 0	0- 0	HOME	1- 0	1- 0	4- 0				
4- 0	1- 0	0- 0	AWAY	2- 0	0- 0	1- 0				
1- 0	0- 0	1- 0	NEUTRAL	0- 0	0- 0	0- 0				
15- 5	2- 2	3- 1	CONFERENCE	4- 1	6- 1	0- 0				
8- 1	1- 1	2- 0	HOME	2- 0	3- 0	0- 0				
6- 3	1- 0	1- 1	AWAY	1- 1	3- 1	0- 0				
1- 1	0- 1	0- 0	NEUTRAL	1- 0	0- 0	0- 0				

RPI 1-25				Team's RPI: 13				RPI 26-50				RPI 51-100				RPI 101+			
RPI	S	Opponent	Score	RPI	S	Opponent	Score	RPI	S	Opponent	Score	RPI	S	Opponent	Score	RPI	S	Opponent	Score
2	H	Oregon	66 80	29	A	Arizona	66 92	52	H	Yale	100 65	106	A	Utah	84 54				
6	A	Stanford	79 69	29	H	Arizona	70 58	64	A	Georgia	59 50	106	H	Utah	77 54				
6	N	Stanford	51 67	37	N	UCF	61 56	75	A	Virginia	73 62	109	A	Washington St.	70 62				
14	A	Indiana	68 58	40	A	Arizona St.	70 61	81	A	Southern California	68 70	109	H	Washington St.	66 50				
20	H	Oregon St.	83 74	40	H	Arizona St.	68 66	81	H	Southern California	83 59	125	A	California	74 70				
								81	N	Southern California	73 66	134	H	Pacific	68 57				
								95	A	Colorado	65 62	140	A	Washington	68 74				
								95	H	Colorado	62 52	140	H	Washington	85 80				
												224	H	Northern Colo.	92 58				
												280	A	CSUN	58 44				
												283	H	Long Beach St.	86 51				
												298	H	LMU (CA)	74 52				
												327	H	Weber St.	85 45				
LAST 10 Division I																			
6	N	Stanford	51 67	109	A	Washington St.	70 62												
81	N	Southern California	73 66	20	H	Oregon St.	83 74												
106	H	Utah	77 54	2	H	Oregon	66 80												
95	H	Colorado	62 52	125	A	California	74 70												
140	A	Washington	68 74	6	A	Stanford	79 69												

Non-Div I Games:

UCLA

■ Loss, 
 ■ Non-Conf, 
 ■ S Site, 
 ■ H Home 
 ■ A Away 
 N Neutral

# Indiana

Through Games Of March 11, 2020

Average RPI Win:	120	WON-LOST	WINNING	LAST 10	STRENGTH OF	OPP. STRENGTH	TEAM	ADJ.	CONF.	ADJ CONF.
Average RPI Loss:	9	RECORD	PCT. RANK	GAMES	SCHEDULE	OF SCHEDULE	RPI	RPI	RPI	RPI
DIV. I ONLY	24- 8	40	7-3	9	12	14	14	2	2	
DIV. I NON-CONF.	10- 2	29	0	19	44	10	10	1	1	
TOTALS	RPI 1-25	RPI 26-50	W-L RECORDS	RPI 51-100	RPI 101-150	RPI 150+				
24- 8	1- 8	5- 0	OVERALL	4- 0	7- 0	7- 0				
11- 4	0- 4	1- 0	HOME	2- 0	3- 0	5- 0				
10- 2	0- 2	3- 0	AWAY	2- 0	3- 0	2- 0				
3- 2	1- 2	1- 0	NEUTRAL	0- 0	1- 0	0- 0				
10- 2	1- 2	0- 0	NON-CONFERENCE	0- 0	5- 0	4- 0				
5- 1	0- 1	0- 0	HOME	0- 0	1- 0	4- 0				
3- 0	0- 0	0- 0	AWAY	0- 0	3- 0	0- 0				
2- 1	1- 1	0- 0	NEUTRAL	0- 0	1- 0	0- 0				
14- 6	0- 6	5- 0	CONFERENCE	4- 0	2- 0	3- 0				
6- 3	0- 3	1- 0	HOME	2- 0	2- 0	1- 0				
7- 2	0- 2	3- 0	AWAY	2- 0	0- 0	2- 0				
1- 1	0- 1	1- 0	NEUTRAL	0- 0	0- 0	0- 0				

RPI	S	Opponent	Score	RPI	S	Opponent	Score	RPI	S	Opponent	Score	RPI	S	Opponent	Score
1	N	South Carolina	71 57	34	A	Michigan	78 60	90	A	Nebraska	57 53	101	A	Butler	64 53
3	A	Maryland	62 76	45	A	Purdue	66 54	90	H	Nebraska	81 53	102	H	Michigan St.	79 67
3	H	Maryland	69 79	45	H	Purdue	66 48	91	A	Minnesota	75 69	109	N	Washington St.	78 44
3	N	Maryland	51 66	47	A	Rutgers	66 56	91	H	Minnesota	65 52	118	A	Miami (FL)	58 45
5	N	Baylor	62 77	47	N	Rutgers	78 60					121	H	North Florida	72 45
11	H	Northwestern	69 71									138	A	Florida	73 49
13	H	UCLA	58 68									150	H	Wisconsin	75 65
15	A	Iowa	85 91									154	H	Mt. St. Mary's	75 52
17	H	Ohio St.	76 80									157	H	Jackson St.	91 51
												202	A	Illinois	59 54
												202	H	Illinois	83 42
												219	A	Penn St.	76 60
												255	H	Nicholls St.	111 47
												259	H	Youngstown St.	93 56
LAST 10 Division I															
3	N	Maryland	51 66	17	H	Ohio St.	76 80								
47	N	Rutgers	78 60	202	A	Illinois	59 54								
34	A	Michigan	78 60	90	A	Nebraska	57 53								
90	H	Nebraska	81 53	3	H	Maryland	69 79								
91	A	Minnesota	75 69	45	A	Purdue	66 54								

Non-Div I Games:

Indiana

Loss, Non-Conf, S Site, H Home A Away N Neutral

Average RPI Win: <b>113</b>	WON-LOST	WINNING	LAST 10	STRENGTH OF	OPP. STRENGTH	TEAM	ADJ.	CONF.	ADJ CONF.
Average RPI Loss: <b>57</b>	RECORD	PCT. RANK	GAMES	SCHEDULE	OF SCHEDULE	RPI	RPI	RPI	RPI
DIV. I ONLY	23- 7	31	6-4	26	11	15	15	2	2
DIV. I NON-CONF.	9- 2	37	0	41	58	17	17	1	1
TOTALS	RPI 1-25	RPI 26-50	W-L RECORDS	RPI 51-100	RPI 101-150	RPI 150+			
23- 7	6- 2	2- 2	OVERALL	4- 2	4- 1	7- 0			
15- 0	5- 0	0- 0	HOME	2- 0	3- 0	5- 0			
6- 5	1- 1	2- 2	AWAY	1- 2	1- 0	1- 0			
2- 2	0- 1	0- 0	NEUTRAL	1- 0	0- 1	1- 0			
9- 2	2- 0	1- 0	NON-CONFERENCE	1- 1	1- 1	4- 0			
6- 0	2- 0	0- 0	HOME	0- 0	1- 0	3- 0			
1- 1	0- 0	1- 0	AWAY	0- 1	0- 0	0- 0			
2- 1	0- 0	0- 0	NEUTRAL	1- 0	0- 1	1- 0			
14- 5	4- 2	1- 2	CONFERENCE	3- 1	3- 0	3- 0			
9- 0	3- 0	0- 0	HOME	2- 0	2- 0	2- 0			
5- 4	1- 1	1- 2	AWAY	1- 1	1- 0	1- 0			
0- 1	0- 1	0- 0	NEUTRAL	0- 0	0- 0	0- 0			

RPI	S	Opponent	Score
3	A	Maryland	59 <b>93</b>
3	H	Maryland	66 61
9	H	Princeton	77 75
11	A	Northwestern	77 51
14	H	Indiana	91 85
17	H	Ohio St.	77 68
17	N	Ohio St.	66 <b>87</b>
25	H	Drake	79 67

RPI	S	Opponent	Score
34	A	Michigan	63 <b>78</b>
42	A	Iowa St.	75 69
45	A	Purdue	83 71
47	A	Rutgers	74 <b>78</b>

RPI	S	Opponent	Score
61	N	Cincinnati	69 61
67	A	UNI	66 <b>88</b>
90	A	Nebraska	69 <b>78</b>
90	H	Nebraska	76 60
91	A	Minnesota	76 75
91	H	Minnesota	90 82

RPI	S	Opponent	Score
102	H	Michigan St.	74 57
140	N	Washington	63 <b>70</b>
142	H	North Ala.	86 81
150	A	Wisconsin	85 78
150	H	Wisconsin	97 71
192	N	Towson	100 72
202	H	Illinois	108 72
208	H	Fla. Atlantic	85 53
219	A	Penn St.	77 66
219	H	Penn St.	100 57
222	H	Clemson	74 60
296	H	N.C. Central	102 50

## LAST 10 Division I

17	N	Ohio St.	66 <b>87</b>	3	A	Maryland	59 <b>93</b>
47	A	Rutgers	74 <b>78</b>	45	A	Purdue	83 71
91	H	Minnesota	90 82	90	H	Nebraska	76 60
219	H	Penn St.	100 57	34	A	Michigan	63 <b>78</b>
150	H	Wisconsin	97 71	219	A	Penn St.	77 66

Non-Div I Games:

Iowa

■ Loss, 
 ■ Non-Conf, S Site, 
 ■ Home 
 ■ Away 
 N Neutral

Average RPI Win:	127	WON-LOST	WINNING	LAST 10	STRENGTH OF	OPP. STRENGTH	TEAM	ADJ.	CONF.	ADJ CONF.
Average RPI Loss:	65	RECORD	PCT. RANK	GAMES	SCHEDULE	OF SCHEDULE	RPI	RPI	RPI	RPI
DIV. I ONLY	28- 4	10	7-3	59	49	16	16	5	5	
DIV. I NON-CONF.	11- 0	1	0	150	88	14	14	4	4	
TOTALS	RPI 1-25	RPI 26-50	W-L RECORDS	RPI 51-100	RPI 101-150	RPI 150+				
28- 4	1- 1	6- 1	OVERALL	6- 1	4- 1	11- 0				
13- 3	1- 1	2- 1	HOME	2- 1	2- 0	6- 0				
10- 1	0- 0	2- 0	AWAY	2- 0	2- 1	4- 0				
5- 0	0- 0	2- 0	NEUTRAL	2- 0	0- 0	1- 0				
11- 0	1- 0	1- 0	NON-CONFERENCE	0- 0	0- 0	9- 0				
7- 0	1- 0	0- 0	HOME	0- 0	0- 0	6- 0				
2- 0	0- 0	0- 0	AWAY	0- 0	0- 0	2- 0				
2- 0	0- 0	1- 0	NEUTRAL	0- 0	0- 0	1- 0				
17- 4	0- 1	5- 1	CONFERENCE	6- 1	4- 1	2- 0				
6- 3	0- 1	2- 1	HOME	2- 1	2- 0	0- 0				
8- 1	0- 0	2- 0	AWAY	2- 0	2- 1	2- 0				
3- 0	0- 0	1- 0	NEUTRAL	2- 0	0- 0	0- 0				

RPI 1-25				RPI 26-50				RPI 51-100				RPI 101+			
RPI	S	Opponent	Score	RPI	S	Opponent	Score	RPI	S	Opponent	Score	RPI	S	Opponent	Score
3	H	Maryland	66 59	27	A	Duke	63 60	62	A	Boston College	72 54	115	H	Wake Forest	59 45
7	H	Louisville	59 66	27	H	Duke	65 70	62	N	Boston College	82 75	118	A	Miami (FL)	50 48
				32	H	Florida St.	68 51	75	A	Virginia	75 64	123	A	Notre Dame	90 56
				32	N	Florida St.	71 66	75	H	Virginia	80 60	147	A	North Carolina	60 66
				38	A	Virginia Tech	71 59	79	H	Georgia Tech	61 65	147	H	North Carolina	76 68
				38	H	Virginia Tech	76 69	79	N	Georgia Tech	57 48	161	H	Maine	62 34
				43	N	Texas	84 73	100	H	Syracuse	69 60	163	H	N.C. A&T	80 44
												182	H	Elon	62 49
												199	A	Hawaii	68 59
												201	A	Saint Mary's (CA)	87 70
												207	H	Chattanooga	74 38
												222	A	Clemson	79 60
												235	N	North Texas	76 65
												261	H	UNCW	80 40
												262	H	Lamar University	81 40
												287	A	Pittsburgh	88 44
LAST 10 Division I															
				32	N	Florida St.	71 66	27	H	Duke	65 70				
				62	N	Boston College	82 75	118	A	Miami (FL)	50 48				
				79	N	Georgia Tech	57 48	79	H	Georgia Tech	61 65				
				75	A	Virginia	75 64	7	H	Louisville	59 66				
				100	H	Syracuse	69 60	38	A	Virginia Tech	71 59				

Non-Div I Games:

NC State

Loss, Non-Conf, S Site, H Home A Away N Neutral



Average RPI Win:	105	WON-LOST	WINNING	LAST 10	STRENGTH OF	OPP. STRENGTH	TEAM	ADJ.	CONF.	ADJ CONF.
Average RPI Loss:	29	RECORD	PCT. RANK	GAMES	SCHEDULE	OF SCHEDULE	RPI	RPI	RPI	RPI
DIV. I ONLY	21- 12	86	7-3	1	8	17	17	2	2	
DIV. I NON-CONF.	7- 4	100	0	3	42	13	13	1	1	
TOTALS	RPI 1-25	RPI 26-50	W-L RECORDS	RPI 51-100	RPI 101-150	RPI 150+				
21- 12	3- 7	3- 3	OVERALL	8- 1	2- 1	5- 0				
8- 5	1- 3	1- 1	HOME	2- 1	1- 0	3- 0				
8- 5	1- 3	1- 1	AWAY	4- 0	0- 1	2- 0				
5- 2	1- 1	1- 1	NEUTRAL	2- 0	1- 0	0- 0				
7- 4	1- 2	0- 1	NON-CONFERENCE	3- 1	1- 0	2- 0				
2- 2	1- 1	0- 0	HOME	0- 1	0- 0	1- 0				
3- 1	0- 1	0- 0	AWAY	2- 0	0- 0	1- 0				
2- 1	0- 0	0- 1	NEUTRAL	1- 0	1- 0	0- 0				
14- 8	2- 5	3- 2	CONFERENCE	5- 0	1- 1	3- 0				
6- 3	0- 2	1- 1	HOME	2- 0	1- 0	2- 0				
5- 4	1- 2	1- 1	AWAY	2- 0	0- 1	1- 0				
3- 1	1- 1	1- 0	NEUTRAL	1- 0	0- 0	0- 0				

RPI S	Opponent	Score	RPI S	Opponent	Score	RPI S	Opponent	Score	RPI S	Opponent	Score
3	A Maryland	62 72	26	N South Dakota	53 68	61	A Cincinnati	78 73	102	A Michigan St.	65 68
3	H Maryland	65 85	34	H Michigan	78 69	67	N UNI	64 46	133	N Valparaiso	89 38
3	N Maryland	65 82	34	N Michigan	66 60	80	H Ohio	68 74	150	H Wisconsin	82 74
4	H UConn	62 73	45	A Purdue	77 56	90	A Nebraska	80 74	171	H Radford	70 57
6	A Stanford	52 71	45	H Purdue	50 66	90	H Nebraska	65 52	202	A Illinois	78 58
7	H Louisville	67 60	47	A Rutgers	57 59	91	A Minnesota	66 63	202	H Illinois	77 47
11	H Northwestern	55 69				91	H Minnesota	99 76	219	H Penn St.	80 70
14	A Indiana	80 76				91	N Minnesota	77 56	309	A Sacramento St.	104 74
15	A Iowa	68 77				96	A Kent St.	75 65			
15	N Iowa	87 66									
LAST 10 Division I											
3	N Maryland	65 82	11	H Northwestern	55 69						
34	N Michigan	66 60	47	A Rutgers	57 59						
15	N Iowa	87 66	90	H Nebraska	65 52						
91	N Minnesota	77 56	14	A Indiana	80 76						
45	A Purdue	77 56	91	H Minnesota	99 76						

Non-Div I Games:

Ohio St.

Average RPI Win: <b>139</b>	WON-LOST	WINNING	LAST 10	STRENGTH OF	OPP. STRENGTH	TEAM	ADJ.	CONF.	ADJ CONF.
Average RPI Loss: <b>36</b>	RECORD	PCT. RANK	GAMES	SCHEDULE	OF SCHEDULE	RPI	RPI	RPI	RPI
DIV. I ONLY	28- 5	20	8-2	67	64	18	18	6	6
DIV. I NON-CONF.	10- 2	29	0	64	34	20	20	6	6
TOTALS	RPI 1-25	RPI 26-50	W-L RECORDS	RPI 51-100	RPI 101-150	RPI 150+			
28- 5	3- 3	1- 0	OVERALL	7- 2	5- 0	12- 0			
17- 2	2- 1	1- 0	HOME	4- 1	2- 0	8- 0			
11- 3	1- 2	0- 0	AWAY	3- 1	3- 0	4- 0			
0- 0	0- 0	0- 0	NEUTRAL	0- 0	0- 0	0- 0			
10- 2	1- 2	1- 0	NON-CONFERENCE	0- 0	3- 0	5- 0			
6- 1	0- 1	1- 0	HOME	0- 0	1- 0	4- 0			
4- 1	1- 1	0- 0	AWAY	0- 0	2- 0	1- 0			
0- 0	0- 0	0- 0	NEUTRAL	0- 0	0- 0	0- 0			
18- 3	2- 1	0- 0	CONFERENCE	7- 2	2- 0	7- 0			
11- 1	2- 0	0- 0	HOME	4- 1	1- 0	4- 0			
7- 2	0- 1	0- 0	AWAY	3- 1	1- 0	3- 0			
0- 0	0- 0	0- 0	NEUTRAL	0- 0	0- 0	0- 0			

RPI	S	Opponent	Score
4	H	UConn	74 84
11	A	Northwestern	70 68
20	A	Oregon St.	77 98
23	A	Marquette	83 90
23	H	Marquette	88 74
23	H	Marquette	89 71

RPI	S	Opponent	Score
39	H	Drexel	81 57

RPI	S	Opponent	Score
51	A	Creighton	74 71
51	H	Creighton	61 63
58	A	St. John's (NY)	71 65
58	H	St. John's (NY)	74 69
63	A	Seton Hall	86 76
63	H	Seton Hall	83 80
63	H	Seton Hall	85 68
84	A	Villanova	58 76
84	H	Villanova	85 69

RPI	S	Opponent	Score
101	A	Butler	80 65
101	H	Butler	89 60
113	A	Green Bay	76 65
118	H	Miami (FL)	89 83
123	A	Notre Dame	105 94
155	A	Loyola Chicago	83 76
187	A	Providence	80 67
187	H	Providence	93 71
187	H	Providence	95 59
220	H	Milwaukee	94 65
231	H	Miami (OH)	98 79
253	H	Arkansas St.	109 64
256	A	Georgetown	87 69
256	H	Georgetown	92 66
270	A	Xavier	91 68
270	H	Xavier	97 65
325	H	Alabama St.	105 76

## LAST 10 Division I

23	H	Marquette	88 74
63	H	Seton Hall	83 80
187	H	Providence	95 59
23	A	Marquette	83 90
84	A	Villanova	58 76
256	A	Georgetown	87 69
270	H	Xavier	97 65
101	H	Butler	89 60
63	A	Seton Hall	86 76
58	A	St. John's (NY)	71 65

Non-Div I Games:

DePaul

■ Loss, 
 ■ Non-Conf, S Site, 
 ■ Home 
 ■ Away 
 N Neutral

Average RPI Win:	118	WON-LOST	WINNING	LAST 10	STRENGTH OF	OPP. STRENGTH	TEAM	ADJ.	CONF.	ADJ CONF.
Average RPI Loss:	56	RECORD	PCT. RANK	GAMES	SCHEDULE	OF SCHEDULE	RPI	RPI	RPI	RPI
DIV. I ONLY	22- 7	36	7-3	24	25	19	19	3	3	
DIV. I NON-CONF.	9- 2	37	0	94	81	29	29	3	3	
TOTALS	RPI 1-25	RPI 26-50	W-L RECORDS	RPI 51-100	RPI 101-150	RPI 150+				
22- 7	0- 3	3- 2	OVERALL	10- 0	4- 2	5- 0				
13- 3	0- 1	1- 1	HOME	6- 0	3- 1	3- 0				
9- 4	0- 2	2- 1	AWAY	4- 0	1- 1	2- 0				
0- 0	0- 0	0- 0	NEUTRAL	0- 0	0- 0	0- 0				
9- 2	0- 1	0- 1	NON-CONFERENCE	2- 0	2- 0	5- 0				
7- 0	0- 0	0- 0	HOME	2- 0	2- 0	3- 0				
2- 2	0- 1	0- 1	AWAY	0- 0	0- 0	2- 0				
0- 0	0- 0	0- 0	NEUTRAL	0- 0	0- 0	0- 0				
13- 5	0- 2	3- 1	CONFERENCE	8- 0	2- 2	0- 0				
6- 3	0- 1	1- 1	HOME	4- 0	1- 1	0- 0				
7- 2	0- 1	2- 0	AWAY	4- 0	1- 1	0- 0				
0- 0	0- 0	0- 0	NEUTRAL	0- 0	0- 0	0- 0				

RPI	S	Opponent	Score	RPI	S	Opponent	Score	RPI	S	Opponent	Score	RPI	S	Opponent	Score
5	A	Baylor	62 81	42	A	Iowa St.	77 74	68	A	Oklahoma St.	72 68	110	H	Robert Morris	66 61
5	H	Baylor	57 66	42	H	Iowa St.	82 72	68	H	Oklahoma St.	49 37	114	H	Auburn	80 65
21	A	Texas A&M	68 70	43	A	Texas	65 63	70	A	West Virginia	77 63	132	A	Kansas	87 74
				43	H	Texas	67 77	70	H	West Virginia	73 60	132	H	Kansas	73 59
				46	A	Middle Tenn.	70 82	77	A	Kansas St.	54 52	135	A	Texas Tech	83 87
								77	H	Kansas St.	65 61	135	H	Texas Tech	76 80
								80	H	Ohio	79 72	190	H	Cornell	59 49
								83	H	Boise St.	77 65	233	A	SMU	57 56
								92	A	Oklahoma	82 63	249	H	Texas St.	79 52
								92	H	Oklahoma	96 71	255	H	Nicholls St.	72 47
												268	A	Army West Point	66 52
LAST 10 Division I															
70	A	West Virginia	77 63	77	A	Kansas St.	54 52								
92	H	Oklahoma	96 71	42	H	Iowa St.	82 72								
135	A	Texas Tech	83 87	5	A	Baylor	62 81								
43	H	Texas	67 77	132	A	Kansas	87 74								
68	H	Oklahoma St.	49 37	77	H	Kansas St.	65 61								

Non-Div I Games:

TCU

■ Loss, 
 ■ Non-Conf, S Site, 
 ■ Home 
 ■ Away 
 N Neutral

Oregon St.

Through Games Of March 11, 2020

Average RPI Win:	125	WON-LOST	WINNING	LAST 10	STRENGTH OF	OPP. STRENGTH	TEAM	ADJ.	CONF.	ADJ CONF.
Average RPI Loss:	21	RECORD	PCT. RANK	GAMES	SCHEDULE	OF SCHEDULE	RPI	RPI	RPI	RPI
DIV. I ONLY	23- 9	53	5-5	14	16	20	20	1	1	
DIV. I NON-CONF.	12- 0	1	0	45	146	5	5	2	2	
TOTALS	RPI 1-25	RPI 26-50	W-L RECORDS	RPI 51-100	RPI 101-150	RPI 150+				
23- 9	2- 6	2- 2	OVERALL	4- 1	9- 0	6- 0				
14- 3	2- 2	1- 1	HOME	1- 0	5- 0	5- 0				
5- 5	0- 3	1- 1	AWAY	1- 1	3- 0	0- 0				
4- 1	0- 1	0- 0	NEUTRAL	2- 0	1- 0	1- 0				
12- 0	2- 0	0- 0	NON-CONFERENCE	2- 0	2- 0	6- 0				
8- 0	2- 0	0- 0	HOME	0- 0	1- 0	5- 0				
1- 0	0- 0	0- 0	AWAY	0- 0	1- 0	0- 0				
3- 0	0- 0	0- 0	NEUTRAL	2- 0	0- 0	1- 0				
11- 9	0- 6	2- 2	CONFERENCE	2- 1	7- 0	0- 0				
6- 3	0- 2	1- 1	HOME	1- 0	4- 0	0- 0				
4- 5	0- 3	1- 1	AWAY	1- 1	2- 0	0- 0				
1- 1	0- 1	0- 0	NEUTRAL	0- 0	1- 0	0- 0				

RPI	S	Opponent	Score	RPI	S	Opponent	Score	RPI	S	Opponent	Score	RPI	S	Opponent	Score
2	A	Oregon	64 76	29	A	Arizona	63 61	81	A	Southern California	66 72	106	A	Utah	77 65
2	H	Oregon	57 66	29	H	Arizona	58 65	94	N	BYU	65 34	106	H	Utah	77 48
6	A	Stanford	60 63	40	A	Arizona St.	47 55	95	A	Colorado	79 52	109	H	Washington St.	73 58
6	H	Stanford	58 61	40	H	Arizona St.	64 62	95	H	Colorado	72 60	109	N	Washington St.	82 55
6	N	Stanford	57 68					97	N	Liberty	68 55	118	A	Miami (FL)	75 53
8	H	Missouri St.	80 69									125	A	California	76 63
13	A	UCLA	74 83									125	H	California	81 44
18	H	DePaul	98 77									134	H	Pacific	69 57
LAST 10 Division I															
6	N	Stanford	57 68	6	A	Stanford	60 63								
109	N	Washington St.	82 55	13	A	UCLA	74 83								
109	H	Washington St.	73 58	81	A	Southern California	66 72								
140	H	Washington	75 61	29	H	Arizona	58 65								
125	A	California	76 63	40	H	Arizona St.	64 62								

Non-Div I Games:

Oregon St.

Loss, Non-Conf, S Site, H Home A Away N Neutral

Average RPI Win:	117	WON-LOST	WINNING	LAST 10	STRENGTH OF	OPP. STRENGTH	TEAM	ADJ.	CONF.	ADJ CONF.
Average RPI Loss:	30	RECORD	PCT. RANK	GAMES	SCHEDULE	OF SCHEDULE	RPI	RPI	RPI	RPI
DIV. I ONLY	22- 8	46	5-5	17	18	21	21	4	4	
DIV. I NON-CONF.	12- 1	10	0	36	29	7	7	5	5	
TOTALS	RPI 1-25	RPI 26-50	W-L RECORDS	RPI 51-100	RPI 101-150	RPI 150+				
22- 8	1- 3	2- 4	OVERALL	10- 1	3- 0	6- 0				
14- 2	1- 0	1- 1	HOME	3- 1	3- 0	6- 0				
6- 4	0- 3	1- 1	AWAY	5- 0	0- 0	0- 0				
2- 2	0- 0	0- 2	NEUTRAL	2- 0	0- 0	0- 0				
12- 1	1- 0	1- 1	NON-CONFERENCE	6- 0	0- 0	4- 0				
8- 0	1- 0	1- 0	HOME	2- 0	0- 0	4- 0				
2- 0	0- 0	0- 0	AWAY	2- 0	0- 0	0- 0				
2- 1	0- 0	0- 1	NEUTRAL	2- 0	0- 0	0- 0				
10- 7	0- 3	1- 3	CONFERENCE	4- 1	3- 0	2- 0				
6- 2	0- 0	0- 1	HOME	1- 1	3- 0	2- 0				
4- 4	0- 3	1- 1	AWAY	3- 0	0- 0	0- 0				
0- 1	0- 0	0- 1	NEUTRAL	0- 0	0- 0	0- 0				

RPI	S	Opponent	Score	RPI	S	Opponent	Score	RPI	S	Opponent	Score	RPI	S	Opponent	Score
1	A	South Carolina	52 60	27	H	Duke	79 58	53	A	Rice	62 61	114	H	Auburn	84 54
10	A	Mississippi St.	57 69	30	A	Arkansas	84 77	57	N	Montana St.	78 67	127	H	Vanderbilt	74 53
19	H	TCU	70 68	30	N	Arkansas	66 67	64	A	Georgia	64 47	138	H	Florida	69 42
24	A	Kentucky	54 76	32	N	Florida St.	58 80	64	H	Georgia	64 63	177	H	Missouri	72 53
				35	A	LSU	58 59	66	A	Tennessee	73 71	206	H	Little Rock	78 35
				35	H	LSU	54 57	68	H	Oklahoma St.	74 62	214	H	Houston	72 43
								72	A	Alabama	79 74	238	H	Central Ark.	76 46
								72	H	Alabama	63 76	301	H	Ole Miss	79 35
								78	H	A&M-Corpus Christi	85 48	306	H	Prairie View	80 38
								79	N	Georgia Tech	60 48				
								81	A	Southern California	74 64				
LAST 10 Division I															
30	N	Arkansas	66 67	66	A	Tennessee	73 71								
1	A	South Carolina	52 60	127	H	Vanderbilt	74 53								
72	H	Alabama	63 76	10	A	Mississippi St.	57 69								
114	H	Auburn	84 54	35	A	LSU	58 59								
64	A	Georgia	64 47	64	H	Georgia	64 63								

Non-Div I Games:

Texas A&amp;M

■ Loss, 
 ■ Non-Conf, S Site, 
 ■ Home 
 ■ Away 
 N Neutral

## Central Mich.

Through Games Of March 11, 2020

Average RPI Win:	151	WON-LOST	WINNING	LAST 10	STRENGTH OF	OPP. STRENGTH	TEAM	ADJ.	CONF.	ADJ CONF.
Average RPI Loss:	80	RECORD	PCT. RANK	GAMES	SCHEDULE	OF SCHEDULE	RPI	RPI	RPI	RPI
DIV. I ONLY	23- 7	31	7-3	44	104	22	22	10	10	
DIV. I NON-CONF.	7- 4	100	0	8	83	21	21	10	10	
TOTALS	RPI 1-25	RPI 26-50	W-L RECORDS	RPI 51-100	RPI 101-150	RPI 150+				
23- 7	0- 1	1- 2	OVERALL	6- 1	4- 3	12- 0				
13- 1	0- 0	1- 0	HOME	4- 0	2- 1	6- 0				
10- 5	0- 1	0- 2	AWAY	2- 1	2- 1	6- 0				
0- 1	0- 0	0- 0	NEUTRAL	0- 0	0- 1	0- 0				
7- 4	0- 1	1- 2	NON-CONFERENCE	2- 0	2- 1	2- 0				
4- 1	0- 0	1- 0	HOME	1- 0	1- 1	1- 0				
3- 3	0- 1	0- 2	AWAY	1- 0	1- 0	1- 0				
0- 0	0- 0	0- 0	NEUTRAL	0- 0	0- 0	0- 0				
16- 3	0- 0	0- 0	CONFERENCE	4- 1	2- 2	10- 0				
9- 0	0- 0	0- 0	HOME	3- 0	1- 0	5- 0				
7- 2	0- 0	0- 0	AWAY	1- 1	1- 1	5- 0				
0- 1	0- 0	0- 0	NEUTRAL	0- 0	0- 1	0- 0				

RPI 1-25				RPI 26-50				RPI 51-100				RPI 101+			
RPI	S	Opponent	Score	RPI	S	Opponent	Score	RPI	S	Opponent	Score	RPI	S	Opponent	Score
7	A	Louisville	63 76	31	A	Western Ky.	58 93	55	H	Marist	77 54	113	H	Green Bay	105 111
				37	A	UCF	58 64	71	A	South Dakota St.	79 74	117	A	Buffalo	98 93
				41	H	Dayton	81 80	76	A	Ball St.	62 67	130	A	Bethune-Cookman	92 67
								76	H	Ball St.	66 39	144	H	Northeastern	79 63
								80	A	Ohio	73 71	148	A	Toledo	67 76
								80	H	Ohio	92 90	148	H	Toledo	73 66
								96	H	Kent St.	71 58	148	N	Toledo	71 78
												151	A	Western Mich.	80 70
												151	H	Western Mich.	76 60
												160	A	Eastern Mich.	89 82
												160	H	Eastern Mich.	76 69
												181	A	Northern Ill.	70 66
												181	H	Northern Ill.	66 60
												184	A	Akron	77 72
												231	A	Miami (OH)	99 87
												231	H	Miami (OH)	76 70
												254	H	Bowling Green	82 75
												264	H	Iona	70 50
												289	A	Oakland	65 47
LAST 10 Division I															
				148	N	Toledo	71 78	181	A	Northern Ill.	70 66				
				160	H	Eastern Mich.	76 69	96	H	Kent St.	71 58				
				148	A	Toledo	67 76	254	H	Bowling Green	82 75				
				76	A	Ball St.	62 67	231	A	Miami (OH)	99 87				
				151	H	Western Mich.	76 60	181	H	Northern Ill.	66 60				

Non-Div I Games:

Central Mich.

■ Loss, 
■ Non-Conf, 
■ S Site, 
■ H Home 
■ A Away 
N Neutral

Average RPI Win:	148	WON-LOST	WINNING	LAST 10	STRENGTH OF	OPP. STRENGTH	TEAM	ADJ.	CONF.	ADJ CONF.
Average RPI Loss:	45	RECORD	PCT. RANK	GAMES	SCHEDULE	OF SCHEDULE	RPI	RPI	RPI	RPI
DIV. I ONLY	24- 8	40	7-3	49	72	23	23	6	6	
DIV. I NON-CONF.	9- 2	37	0	48	93	32	32	6	6	
TOTALS	RPI 1-25	RPI 26-50	W-L RECORDS	RPI 51-100	RPI 101-150	RPI 150+				
24- 8	1- 4	0- 0	OVERALL	10- 3	2- 1	11- 0				
13- 2	1- 2	0- 0	HOME	6- 0	1- 0	5- 0				
8- 6	0- 2	0- 0	AWAY	2- 3	1- 1	5- 0				
3- 0	0- 0	0- 0	NEUTRAL	2- 0	0- 0	1- 0				
9- 2	0- 2	0- 0	NON-CONFERENCE	3- 0	1- 0	5- 0				
4- 2	0- 2	0- 0	HOME	2- 0	0- 0	2- 0				
4- 0	0- 0	0- 0	AWAY	1- 0	1- 0	2- 0				
1- 0	0- 0	0- 0	NEUTRAL	0- 0	0- 0	1- 0				
15- 6	1- 2	0- 0	CONFERENCE	7- 3	1- 1	6- 0				
9- 0	1- 0	0- 0	HOME	4- 0	1- 0	3- 0				
4- 6	0- 2	0- 0	AWAY	1- 3	0- 1	3- 0				
2- 0	0- 0	0- 0	NEUTRAL	2- 0	0- 0	0- 0				

RPI 1-25				Team's RPI: 23		RPI 26-50				RPI 51-100				RPI 101+			
RPI	S	Opponent	Score	RPI	S	Opponent	Score	RPI	S	Opponent	Score	RPI	S	Opponent	Score		
10	H	Mississippi St.	68 74					51	A	Creighton	62 72	101	A	Butler	55 61		
11	H	Northwestern	56 64					51	H	Creighton	52 50	101	H	Butler	76 54		
18	A	DePaul	74 88					54	H	Belmont	53 51	113	A	Green Bay	60 47		
18	A	DePaul	71 89					58	A	St. John's (NY)	67 57	187	A	Providence	60 50		
18	H	DePaul	90 83					58	H	St. John's (NY)	94 85	187	H	Providence	85 55		
								58	N	St. John's (NY)	78 55	201	A	Saint Mary's (CA)	77 63		
								63	A	Seton Hall	60 72	220	A	Milwaukee	78 56		
								63	H	Seton Hall	81 60	229	H	Morgan St.	70 48		
								71	A	South Dakota St.	65 58	256	A	Georgetown	76 56		
								74	H	Illinois St.	58 41	256	H	Georgetown	73 51		
								84	A	Villanova	47 61	258	N	Tulsa	61 60		
								84	H	Villanova	57 52	270	A	Xavier	80 60		
								84	N	Villanova	72 59	270	H	Xavier	61 48		
												319	H	St. Francis Brooklyn	92 71		
LAST 10 Division I																	
18	A	DePaul	74 88	84	A	Villanova	47 61										
58	N	St. John's (NY)	78 55	101	H	Butler	76 54										
84	N	Villanova	72 59	270	H	Xavier	61 48										
18	H	DePaul	90 83	58	A	St. John's (NY)	67 57										
256	A	Georgetown	76 56	63	A	Seton Hall	60 72										

Non-Div I Games:

Marquette

■ Loss, 
 ■ Non-Conf, 
 ■ S Site, 
 ■ H Home 
 ■ A Away 
 N Neutral

## Kentucky

Through Games Of March 11, 2020

Average RPI Win:	138	WON-LOST	WINNING	LAST 10	STRENGTH OF	OPP. STRENGTH	TEAM	ADJ.	CONF.	ADJ CONF.
Average RPI Loss:	44	RECORD	PCT. RANK	GAMES	SCHEDULE	OF SCHEDULE	RPI	RPI	RPI	RPI
DIV. I ONLY	22- 8	46	5-5	27	39	24	24	4	4	
DIV. I NON-CONF.	11- 1	13	0	148	97	40	40	5	5	
TOTALS	RPI 1-25	RPI 26-50	W-L RECORDS	RPI 51-100	RPI 101-150	RPI 150+				
22- 8	2- 4	1- 2	OVERALL	7- 0	3- 2	9- 0				
14- 3	2- 2	0- 0	HOME	4- 0	1- 1	7- 0				
7- 4	0- 1	1- 2	AWAY	2- 0	2- 1	2- 0				
1- 1	0- 1	0- 0	NEUTRAL	1- 0	0- 0	0- 0				
11- 1	0- 1	1- 0	NON-CONFERENCE	2- 0	1- 0	7- 0				
8- 1	0- 1	0- 0	HOME	1- 0	0- 0	7- 0				
3- 0	0- 0	1- 0	AWAY	1- 0	1- 0	0- 0				
0- 0	0- 0	0- 0	NEUTRAL	0- 0	0- 0	0- 0				
11- 7	2- 3	0- 2	CONFERENCE	5- 0	2- 2	2- 0				
6- 2	2- 1	0- 0	HOME	3- 0	1- 1	0- 0				
4- 4	0- 1	0- 2	AWAY	1- 0	1- 1	2- 0				
1- 1	0- 1	0- 0	NEUTRAL	1- 0	0- 0	0- 0				

RPI	S	Opponent	Score	RPI	S	Opponent	Score	RPI	S	Opponent	Score	RPI	S	Opponent	Score
1	A	South Carolina	72 99	30	A	Arkansas	85 103	60	H	Charlotte	86 39	114	H	Auburn	68 61
1	H	South Carolina	58 67	35	A	LSU	59 65	64	H	Georgia	88 77	125	A	California	63 61
7	H	Louisville	66 67	46	A	Middle Tenn.	67 52	66	H	Tennessee	80 76	127	A	Vanderbilt	64 70
10	H	Mississippi St.	73 62					66	N	Tennessee	86 65	138	A	Florida	65 45
10	N	Mississippi St.	59 77					72	A	Alabama	81 71	138	H	Florida	62 70
21	H	Texas A&M	76 54					72	H	Alabama	66 62	152	H	Samford	79 49
								75	A	Virginia	50 47	154	H	Mt. St. Mary's	67 44
												174	H	Austin Peay	81 52
												177	A	Missouri	62 47
												227	H	Stetson	67 48
												286	H	Morehead St.	79 54
												293	H	Winthrop	91 36
												301	A	Ole Miss	94 52
												344	H	Grambling	81 35
LAST 10 Division I															
10	N	Mississippi St.	59 77	301	A	Ole Miss	94 52								
66	N	Tennessee	86 65	10	H	Mississippi St.	73 62								
127	A	Vanderbilt	64 70	30	A	Arkansas	85 103								
64	H	Georgia	88 77	72	H	Alabama	66 62								
1	H	South Carolina	58 67	138	H	Florida	62 70								

Non-Div I Games:

Kentucky

■ Loss, 
 ■ Non-Conf, S Site, 
 ■ Home 
 ■ Away 
 N Neutral



Drake

Through Games Of March 11, 2020

Average RPI Win:	147	WON-LOST	WINNING	LAST 10	STRENGTH OF	OPP. STRENGTH	TEAM	ADJ.	CONF.	ADJ CONF.
Average RPI Loss:	39	RECORD	PCT. RANK	GAMES	SCHEDULE	OF SCHEDULE	RPI	RPI	RPI	RPI
DIV. I ONLY	21- 8	50	8-2	52	70	25	25	8	8	
DIV. I NON-CONF.	7- 4	100	0	43	2	41	41	7	7	
TOTALS	RPI 1-25	RPI 26-50	W-L RECORDS	RPI 51-100	RPI 101-150	RPI 150+				
21- 8	0- 3	2- 3	OVERALL	5- 2	5- 0	9- 0				
12- 1	0- 1	2- 0	HOME	4- 0	2- 0	4- 0				
7- 6	0- 2	0- 2	AWAY	1- 2	2- 0	4- 0				
2- 1	0- 0	0- 1	NEUTRAL	0- 0	1- 0	1- 0				
7- 4	0- 1	1- 2	NON-CONFERENCE	2- 1	1- 0	3- 0				
4- 0	0- 0	1- 0	HOME	2- 0	0- 0	1- 0				
1- 3	0- 1	0- 1	AWAY	0- 1	0- 0	1- 0				
2- 1	0- 0	0- 1	NEUTRAL	0- 0	1- 0	1- 0				
14- 4	0- 2	1- 1	CONFERENCE	3- 1	4- 0	6- 0				
8- 1	0- 1	1- 0	HOME	2- 0	2- 0	3- 0				
6- 3	0- 1	0- 1	AWAY	1- 1	2- 0	3- 0				
0- 0	0- 0	0- 0	NEUTRAL	0- 0	0- 0	0- 0				

RPI	S	Opponent	Score	RPI	S	Opponent	Score	RPI	S	Opponent	Score	RPI	S	Opponent	Score
8	A	Missouri St.	67 69	26	A	South Dakota	94 102	51	H	Creighton	63 53	105	A	Southern Ill.	73 65
8	H	Missouri St.	83 89	42	H	Iowa St.	86 81	67	A	UNI	78 91	105	H	Southern Ill.	91 76
15	A	Iowa	67 79	45	N	Purdue	47 67	67	H	UNI	104 87	114	N	Auburn	83 82
				50	A	Bradley	76 77	71	H	South Dakota St.	74 67	133	A	Valparaiso	83 79
				50	H	Bradley	85 72	74	A	Illinois St.	69 67	133	H	Valparaiso	87 66
								74	H	Illinois St.	87 82	155	A	Loyola Chicago	83 75
								92	A	Oklahoma	84 93	155	H	Loyola Chicago	80 52
												161	N	Maine	94 62
												181	A	Northern Ill.	73 49
												216	H	Western Ill.	94 75
												275	A	Indiana St.	92 71
												275	H	Indiana St.	105 65
												330	A	Evansville	66 51
												330	H	Evansville	108 44
LAST 10 Division I															
67	A	UNI	78 91	275	A	Indiana St.	92 71								
133	A	Valparaiso	83 79	330	A	Evansville	66 51								
155	A	Loyola Chicago	83 75	8	H	Missouri St.	83 89								
74	H	Illinois St.	87 82	105	H	Southern Ill.	91 76								
50	H	Bradley	85 72	155	H	Loyola Chicago	80 52								

Non-Div I Games: Waldorf 103 18

Drake

Loss, Non-Conf, S Site, H Home A Away N Neutral

RPI

Duke				Through Games Of March 11, 2020							
Average RPI Win: 113		WON-LOST	WINNING	LAST 10	STRENGTH OF	OPP. STRENGTH	TEAM	ADJ.	CONF.	ADJ CONF.	
Average RPI Loss: 58		RECORD	PCT. RANK	GAMES	SCHEDULE	OF SCHEDULE	RPI	RPI	RPI	RPI	
DIV. I ONLY		18- 12	116	7-3	4	51	27	27	5	5	
DIV. I NON-CONF.		6- 5	151	0	2	49	27	27	4	4	
TOTALS		RPI 1-25	RPI 26-50	W-L RECORDS	RPI 51-100	RPI 101-150	RPI 150+				
18- 12	1- 5	3- 2	OVERALL	5- 3	5- 1	4- 1					
12- 3	0- 2	3- 0	HOME	4- 0	3- 1	2- 0					
6- 8	1- 3	0- 2	AWAY	1- 2	2- 0	2- 1					
0- 1	0- 0	0- 0	NEUTRAL	0- 1	0- 0	0- 0					
6- 5	0- 3	1- 1	NON-CONFERENCE	1- 1	1- 0	3- 0					
5- 1	0- 1	1- 0	HOME	1- 0	1- 0	2- 0					
1- 4	0- 2	0- 1	AWAY	0- 1	0- 0	1- 0					
0- 0	0- 0	0- 0	NEUTRAL	0- 0	0- 0	0- 0					
12- 7	1- 2	2- 1	CONFERENCE	4- 2	4- 1	1- 1					
7- 2	0- 1	2- 0	HOME	3- 0	2- 1	0- 0					
5- 4	1- 1	0- 1	AWAY	1- 1	2- 0	1- 1					
0- 1	0- 0	0- 0	NEUTRAL	0- 1	0- 0	0- 0					
Duke											
RPI 1-25				RPI 26-50		Team's RPI: 27		RPI 51-100		RPI 101+	
RPI	S	Opponent	Score	RPI	S	Opponent	Score	RPI	S	Opponent	Score
1	A	South Carolina	46 89	32	H	Florida St.	66 64	56	H	Penn	66 50
7	A	Louisville	55 60	36	A	FGCU	56 78	62	H	Boston College	85 73
11	H	Northwestern	42 63	38	A	Virginia Tech	56 70	62	N	Boston College	77 84
16	A	NC State	70 65	38	H	Virginia Tech	72 67	75	A	Virginia	63 66
16	H	NC State	60 63	44	H	Troy	99 85	75	H	Virginia	62 47
21	A	Texas A&M	58 79					79	H	Georgia Tech	58 46
								90	A	Nebraska	79 83
								100	A	Syracuse	88 58
Duke											
LAST 10 Division I											
		62	N	Boston College	77	84		32	H	Florida St.	66 64
		147	A	North Carolina	73	54		287	A	Pittsburgh	73 56
		38	A	Virginia Tech	56	70		118	A	Miami (FL)	74 55
		16	A	NC State	70	65		147	H	North Carolina	71 61
		75	H	Virginia	62	47		16	H	NC State	60 63

Non-Div I Games:

Duke

Loss, Non-Conf, S Site, H Home A Away N Neutral

Average RPI Win: <b>180</b>	WON-LOST	WINNING	LAST 10	STRENGTH OF	OPP. STRENGTH	TEAM	ADJ.	CONF.	ADJ CONF.
Average RPI Loss: <b>77</b>	RECORD	PCT. RANK	GAMES	SCHEDULE	OF SCHEDULE	RPI	RPI	RPI	RPI
DIV. I ONLY	25- 4	16	9-1	135	109	28	28	14	14
DIV. I NON-CONF.	9- 2	37	0	83	18	31	31	13	13
TOTALS	RPI 1-25	RPI 26-50	W-L RECORDS	RPI 51-100	RPI 101-150	RPI 150+			
25- 4	0- 1	2- 1	OVERALL	3- 1	6- 0	14- 1			
14- 1	0- 1	1- 0	HOME	2- 0	3- 0	8- 0			
10- 3	0- 0	0- 1	AWAY	1- 1	3- 0	6- 1			
1- 0	0- 0	1- 0	NEUTRAL	0- 0	0- 0	0- 0			
9- 2	0- 1	1- 0	NON-CONFERENCE	3- 1	2- 0	3- 0			
5- 1	0- 1	0- 0	HOME	2- 0	1- 0	2- 0			
3- 1	0- 0	0- 0	AWAY	1- 1	1- 0	1- 0			
1- 0	0- 0	1- 0	NEUTRAL	0- 0	0- 0	0- 0			
16- 2	0- 0	1- 1	CONFERENCE	0- 0	4- 0	11- 1			
9- 0	0- 0	1- 0	HOME	0- 0	2- 0	6- 0			
7- 2	0- 0	0- 1	AWAY	0- 0	2- 0	5- 1			
0- 0	0- 0	0- 0	NEUTRAL	0- 0	0- 0	0- 0			

RPI 1-25				RPI 26-50				Team's RPI: 28				RPI 51-100				RPI 101+			
RPI	S	Opponent	Score	RPI	S	Opponent	Score	RPI	S	Opponent	Score	RPI	S	Opponent	Score	RPI	S	Opponent	Score
3	H	Maryland	68 70	37	N	UCF	46 43	58	H	St. John's (NY)	76 73	104	A	William & Mary	67 53				
				39	A	Drexel	48 70	75	A	Virginia	49 55	104	H	William & Mary	84 70				
				39	H	Drexel	69 39	84	A	Villanova	56 52	110	H	Robert Morris	59 32				
								97	H	Liberty	76 53	142	A	George Washington	69 50				
												144	A	Northeastern	86 64				
												144	H	Northeastern	67 54				
												182	A	Elon	61 58				
												182	H	Elon	61 48				
												183	A	Delaware	60 39				
												183	H	Delaware	69 64				
												192	A	Towson	75 76				
												192	H	Towson	81 39				
												256	A	Georgetown	66 59				
												261	A	UNCW	66 58				
												261	H	UNCW	76 52				
												269	A	Col. of Charleston	87 53				
												269	H	Col. of Charleston	81 50				
												274	H	Delaware St.	83 64				
												277	H	Longwood	93 53				
												329	A	Hofstra	89 52				
												329	H	Hofstra	92 50				
LAST 10 Division I																			
				104	A	William & Mary	67 53					144	A	Northeastern	86 64				
				182	A	Elon	61 58					261	H	UNCW	76 52				
				183	H	Delaware	69 64					269	H	Col. of Charleston	81 50				
				39	H	Drexel	69 39					192	H	Towson	81 39				
				329	A	Hofstra	89 52					39	A	Drexel	48 70				

Non-Div I Games:

James Madison

■ Loss, 
 ■ Non-Conf, S Site, 
 ■ Home 
 ■ Away 
 N Neutral

Average RPI Win:	153	WON-LOST	WINNING	LAST 10	STRENGTH OF	OPP. STRENGTH	TEAM	ADJ.	CONF.	ADJ CONF.
Average RPI Loss:	37	RECORD	PCT. RANK	GAMES	SCHEDULE	OF SCHEDULE	RPI	RPI	RPI	RPI
DIV. I ONLY	24- 7	29	6-4	73	31	29	29	1	1	
DIV. I NON-CONF.	11- 0	1	0	332	285	85	85	2	2	
TOTALS	RPI 1-25	RPI 26-50	W-L RECORDS	RPI 51-100	RPI 101-150	RPI 150+				
24- 7	3- 5	3- 0	OVERALL	2- 1	6- 1	10- 0				
13- 3	2- 2	1- 0	HOME	1- 0	2- 1	7- 0				
10- 3	1- 2	2- 0	AWAY	1- 1	3- 0	3- 0				
1- 1	0- 1	0- 0	NEUTRAL	0- 0	1- 0	0- 0				
11- 0	0- 0	1- 0	NON-CONFERENCE	0- 0	0- 0	10- 0				
7- 0	0- 0	0- 0	HOME	0- 0	0- 0	7- 0				
4- 0	0- 0	1- 0	AWAY	0- 0	0- 0	3- 0				
0- 0	0- 0	0- 0	NEUTRAL	0- 0	0- 0	0- 0				
13- 7	3- 5	2- 0	CONFERENCE	2- 1	6- 1	0- 0				
6- 3	2- 2	1- 0	HOME	1- 0	2- 1	0- 0				
6- 3	1- 2	1- 0	AWAY	1- 1	3- 0	0- 0				
1- 1	0- 1	0- 0	NEUTRAL	0- 0	1- 0	0- 0				

RPI	S	Opponent	Score	RPI	S	Opponent	Score	RPI	S	Opponent	Score	RPI	S	Opponent	Score
2	A	Oregon	52 85	40	A	Arizona St.	58 53	81	A	Southern California	65 57	106	A	Utah	85 69
2	H	Oregon	64 71	40	H	Arizona St.	59 53	81	H	Southern California	73 57	109	A	Washington St.	74 67
2	N	Oregon	70 88	43	A	Texas	83 58	95	A	Colorado	38 50	109	H	Washington St.	72 57
6	H	Stanford	73 72									125	H	California	54 55
13	A	UCLA	58 70									125	N	California	86 73
13	H	UCLA	92 66									140	A	Washington	66 58
20	A	Oregon St.	65 58									140	H	Washington	64 53
20	H	Oregon St.	61 63									162	A	Montana	77 42
												193	H	Santa Clara	65 52
												209	A	UTEP	54 43
												217	H	North Dakota	74 42
												245	H	UC Santa Barbara	61 42
												281	H	Monmouth	86 34
												306	H	Prairie View	83 48
												312	H	UC Riverside	70 27
												334	H	Tennessee St.	77 42
												349	A	Chicago St.	82 50
LAST 10 Division I															
		2 N Oregon	70 88			106 A Utah	85 69								
		125 N California	86 73			109 H Washington St.	72 57								
		125 H California	54 55			140 H Washington	64 53								
		6 H Stanford	73 72			20 A Oregon St.	65 58								
		95 A Colorado	38 50			2 A Oregon	52 85								

Non-Div I Games:

Arizona

## Arkansas

Through Games Of March 11, 2020

Average RPI Win: 141		WON-LOST	WINNING	LAST 10	STRENGTH OF	OPP. STRENGTH	TEAM	ADJ.	CONF.	ADJ CONF.
Average RPI Loss: 45		RECORD	PCT. RANK	GAMES	SCHEDULE	OF SCHEDULE	RPI	RPI	RPI	RPI
DIV. I ONLY		24- 8	40	6-4	48	32	30	30	4	4
DIV. I NON-CONF.		12- 1	10	0	178	136	33	33	5	5
TOTALS		RPI 1-25	RPI 26-50		W-L RECORDS		RPI 51-100	RPI 101-150	RPI 150+	
24- 8	2- 5	2- 0		OVERALL		6- 1	5- 2	9- 0		
15- 3	1- 2	2- 0		HOME		4- 1	1- 0	7- 0		
5- 4	0- 2	0- 0		AWAY		1- 0	2- 2	2- 0		
4- 1	1- 1	0- 0		NEUTRAL		1- 0	2- 0	0- 0		
12- 1	0- 0	1- 0		NON-CONFERENCE		4- 0	1- 1	6- 0		
10- 0	0- 0	1- 0		HOME		3- 0	0- 0	6- 0		
0- 1	0- 0	0- 0		AWAY		0- 0	0- 1	0- 0		
2- 0	0- 0	0- 0		NEUTRAL		1- 0	1- 0	0- 0		
12- 7	2- 5	1- 0		CONFERENCE		2- 1	4- 1	3- 0		
5- 3	1- 2	1- 0		HOME		1- 1	1- 0	1- 0		
5- 3	0- 2	0- 0		AWAY		1- 0	2- 1	2- 0		
2- 1	1- 1	0- 0		NEUTRAL		0- 0	1- 0	0- 0		

RPI	S	Opponent	Score	RPI	S	Opponent	Score	RPI	S	Opponent	Score	RPI	S	Opponent	Score
1	A	South Carolina	82 91	35	H	LSU	75 71	54	H	Belmont	91 60	114	A	Auburn	86 70
1	H	South Carolina	65 86	48	H	UT Martin	96 46	64	H	Georgia	55 64	114	N	Auburn	90 68
1	N	South Carolina	64 90					66	H	Tennessee	83 75	125	A	California	80 84
10	A	Mississippi St.	83 92					72	A	Alabama	66 48	127	A	Vanderbilt	100 66
21	H	Texas A&M	77 84					73	H	Stony Brook	88 58	138	A	Florida	80 83
21	N	Texas A&M	67 66					77	H	Kansas St.	81 72	138	H	Florida	79 57
24	H	Kentucky	103 85					87	N	Fordham	71 59	150	N	Wisconsin	68 64
												173	H	New Orleans	82 52
												177	A	Missouri	85 81
												177	H	Missouri	90 73
												198	H	Oral Roberts	96 64
												206	H	Little Rock	86 53
												258	H	Tulsa	91 41
												301	A	Ole Miss	108 64
												335	H	Northwestern St.	99 39
												347	H	McNeese	101 58
LAST 10 Division I															
1	N	South Carolina	64 90	138	A	Florida	80 83								
21	N	Texas A&M	67 66	66	H	Tennessee	83 75								
114	N	Auburn	90 68	301	A	Ole Miss	108 64								
35	H	LSU	75 71	24	H	Kentucky	103 85								
10	A	Mississippi St.	83 92	1	H	South Carolina	65 86								

Non-Div I Games:

Arkansas

■ Loss, 
 ■ Non-Conf, 
 ■ S Site, 
 ■ H Home 
 ■ A Away 
 N Neutral

Average RPI Win:	177	WON-LOST	WINNING	LAST 10	STRENGTH OF	OPP. STRENGTH	TEAM	ADJ.	CONF.	ADJ CONF.
Average RPI Loss:	89	RECORD	PCT. RANK	GAMES	SCHEDULE	OF SCHEDULE	RPI	RPI	RPI	RPI
DIV. I ONLY	22- 7	36	9-1	92	105	31	31	13	13	
DIV. I NON-CONF.	8- 3	68	0	102	20	35	35	16	16	
TOTALS	RPI 1-25	RPI 26-50	W-L RECORDS	RPI 51-100	RPI 101-150	RPI 150+				
22- 7	1- 1	1- 3	OVERALL	5- 1	1- 0	14- 2				
13- 0	1- 0	1- 0	HOME	3- 0	1- 0	7- 0				
8- 7	0- 1	0- 3	AWAY	2- 1	0- 0	6- 2				
1- 0	0- 0	0- 0	NEUTRAL	0- 0	0- 0	1- 0				
8- 3	1- 1	0- 1	NON-CONFERENCE	3- 0	0- 0	4- 1				
4- 0	1- 0	0- 0	HOME	2- 0	0- 0	1- 0				
3- 3	0- 1	0- 1	AWAY	1- 0	0- 0	2- 1				
1- 0	0- 0	0- 0	NEUTRAL	0- 0	0- 0	1- 0				
14- 4	0- 0	1- 2	CONFERENCE	2- 1	1- 0	10- 1				
9- 0	0- 0	1- 0	HOME	1- 0	1- 0	6- 0				
5- 4	0- 0	0- 2	AWAY	1- 1	0- 0	4- 1				
0- 0	0- 0	0- 0	NEUTRAL	0- 0	0- 0	0- 0				

RPI 1-25				RPI 26-50				Team's RPI: 31				RPI 51-100				RPI 101+			
RPI	S	Opponent	Score	RPI	S	Opponent	Score	RPI	S	Opponent	Score	RPI	S	Opponent	Score	RPI	S	Opponent	Score
7	A	Louisville	56 75	33	A	Old Dominion	65 76	53	A	Rice	65 73	108	H	UAB	69 65				
22	H	Central Mich.	93 58	45	A	Purdue	50 67	54	H	Belmont	77 46	152	A	Samford	88 84				
				46	A	Middle Tenn.	103 108	60	A	Charlotte	60 56	201	A	Saint Mary's (CA)	73 80				
				46	H	Middle Tenn.	71 63	60	H	Charlotte	71 60	206	H	Little Rock	77 58				
								76	A	Ball St.	91 86	208	A	Fla. Atlantic	69 56				
								92	H	Oklahoma	74 63	208	H	Fla. Atlantic	68 59				
												209	H	UTEP	78 65				
												212	A	Southern Miss.	81 65				
												235	A	North Texas	54 61				
												240	A	Marshall	74 65				
												240	H	Marshall	79 65				
												248	A	Louisiana Tech	84 75				
												248	H	Louisiana Tech	71 67				
												258	N	Tulsa	76 63				
												310	H	FIU	71 51				
												321	H	UTSA	85 57				
												326	A	Mercer	75 62				
LAST 10 Division I																			
248	H	Louisiana Tech	71 67	321	H	UTSA	85 57												
60	H	Charlotte	71 60	209	H	UTEP	78 65												
46	A	Middle Tenn.	103 108	212	A	Southern Miss.	81 65												
208	A	Fla. Atlantic	69 56	248	A	Louisiana Tech	84 75												
240	H	Marshall	79 65	310	H	FIU	71 51												

Non-Div I Games:

Western Ky.

■ Loss, 
■ Non-Conf, S Site, 
■ Home 
■ Away 
N Neutral

Average RPI Win:	129	WON-LOST	WINNING	LAST 10	STRENGTH OF	OPP. STRENGTH	TEAM	ADJ.	CONF.	ADJ CONF.
Average RPI Loss:	63	RECORD	PCT. RANK	GAMES	SCHEDULE	OF SCHEDULE	RPI	RPI	RPI	RPI
DIV. I ONLY	24- 8	40	6-4	64	37	32	32	5	5	
DIV. I NON-CONF.	11- 0	1	0	146	46	11	11	4	4	
TOTALS	RPI 1-25	RPI 26-50	W-L RECORDS	RPI 51-100	RPI 101-150	RPI 150+				
24- 8	3- 2	3- 1	OVERALL	2- 4	9- 1	7- 0				
12- 3	0- 0	1- 0	HOME	2- 2	5- 1	4- 0				
8- 4	1- 1	1- 1	AWAY	0- 2	3- 0	3- 0				
4- 1	2- 1	1- 0	NEUTRAL	0- 0	1- 0	0- 0				
11- 0	1- 0	2- 0	NON-CONFERENCE	1- 0	3- 0	4- 0				
6- 0	0- 0	0- 0	HOME	1- 0	2- 0	3- 0				
3- 0	0- 0	1- 0	AWAY	0- 0	1- 0	1- 0				
2- 0	1- 0	1- 0	NEUTRAL	0- 0	0- 0	0- 0				
13- 8	2- 2	1- 1	CONFERENCE	1- 4	6- 1	3- 0				
6- 3	0- 0	1- 0	HOME	1- 2	3- 1	1- 0				
5- 4	1- 1	0- 1	AWAY	0- 2	2- 0	2- 0				
2- 1	1- 1	0- 0	NEUTRAL	0- 0	1- 0	0- 0				

RPI 1-25				RPI 26-50				Team's RPI: 32	RPI 51-100				RPI 101+			
RPI	S	Opponent	Score	RPI	S	Opponent	Score		RPI	S	Opponent	Score	RPI	S	Opponent	Score
7	A	Louisville	67 59	27	A	Duke	64 66		58	H	St. John's (NY)	74 70	102	H	Michigan St.	78 68
7	N	Louisville	62 60	34	N	Michigan	79 69		62	H	Boston College	56 65	115	A	Wake Forest	70 65
16	A	NC State	51 68	35	A	LSU	70 62		75	H	Virginia	63 55	115	H	Wake Forest	78 67
16	N	NC State	66 71	38	H	Virginia Tech	86 62		79	A	Georgia Tech	62 65	115	N	Wake Forest	76 47
21	N	Texas A&M	80 58						79	H	Georgia Tech	52 67	118	A	Miami (FL)	73 62
									100	A	Syracuse	89 90	118	H	Miami (FL)	79 61
													121	H	North Florida	70 41
													123	H	Notre Dame	67 70
													138	A	Florida	66 55
													147	H	North Carolina	78 64
													152	H	Samford	88 59
													165	H	Jacksonville	75 41
													222	A	Clemson	81 64
													222	H	Clemson	81 54
													287	A	Pittsburgh	66 41
													341	A	UIC	86 42
													343	H	Charleston So.	88 36
LAST 10 Division I																
16	N	NC State	66 71	79	A	Georgia Tech	62 65									
7	N	Louisville	62 60	115	H	Wake Forest	78 67									
115	N	Wake Forest	76 47	27	A	Duke	64 66									
123	H	Notre Dame	67 70	75	H	Virginia	63 55									
222	H	Clemson	81 54	7	A	Louisville	67 59									

Non-Div I Games:

Florida St.

■ Loss, 
■ Non-Conf, 
■ S Site, 
■ H Home 
■ A Away 
N Neutral



Average RPI Win:	182	WON-LOST	WINNING	LAST 10	STRENGTH OF	OPP. STRENGTH	TEAM	ADJ.	CONF.	ADJ CONF.
Average RPI Loss:	82	RECORD	PCT. RANK	GAMES	SCHEDULE	OF SCHEDULE	RPI	RPI	RPI	RPI
DIV. I ONLY	24- 6	24	7-3	89	146	33	33	13	13	
DIV. I NON-CONF.	10- 2	29	0	109	177	30	30	16	16	
TOTALS	RPI 1-25	RPI 26-50	W-L RECORDS	RPI 51-100	RPI 101-150	RPI 150+				
24- 6	0- 0	2- 0	OVERALL	3- 4	5- 2	14- 0				
14- 1	0- 0	1- 0	HOME	2- 0	3- 1	8- 0				
9- 5	0- 0	1- 0	AWAY	0- 4	2- 1	6- 0				
1- 0	0- 0	0- 0	NEUTRAL	1- 0	0- 0	0- 0				
10- 2	0- 0	0- 0	NON-CONFERENCE	1- 2	5- 0	4- 0				
6- 0	0- 0	0- 0	HOME	0- 0	3- 0	3- 0				
3- 2	0- 0	0- 0	AWAY	0- 2	2- 0	1- 0				
1- 0	0- 0	0- 0	NEUTRAL	1- 0	0- 0	0- 0				
14- 4	0- 0	2- 0	CONFERENCE	2- 2	0- 2	10- 0				
8- 1	0- 0	1- 0	HOME	2- 0	0- 1	5- 0				
6- 3	0- 0	1- 0	AWAY	0- 2	0- 1	5- 0				
0- 0	0- 0	0- 0	NEUTRAL	0- 0	0- 0	0- 0				

RPI S	Opponent	Score	RPI S	Opponent	Score	Team's RPI: 33	RPI S	Opponent	Score	RPI S	Opponent	Score
			31	H Western Ky.	76 65		53	A Rice	70 73	104	A William & Mary	69 58
			46	A Middle Tenn.	67 56		53	H Rice	66 59	108	A UAB	65 76
							60	A Charlotte	59 63	108	H UAB	61 64
							60	H Charlotte	54 51	114	A Auburn	89 77
							75	A Virginia	53 56	124	H Richmond	73 51
							89	A VCU	49 62	129	H Campbell	59 44
							99	N Idaho	67 55	137	H Hampton	75 38
										154	H Mt. St. Mary's	85 34
										208	A Fla. Atlantic	75 63
										208	H Fla. Atlantic	60 49
										209	A UTEP	77 69
										212	H Southern Miss.	67 50
										235	H North Texas	71 66
										240	A Marshall	64 54
										240	H Marshall	57 46
										248	H Louisiana Tech	77 61
										292	A Cal Poly	61 55
										293	H Winthrop	68 44
										307	H UMES	48 39
										310	A FIU	66 39
										321	A UTSA	62 43
LAST 10 Division I												
			53	A Rice	70 73		235	H North Texas	71 66			
			108	H UAB	61 64		53	H Rice	66 59			
			208	H Fla. Atlantic	60 49		209	A UTEP	77 69			
			240	A Marshall	64 54		321	A UTSA	62 43			
			60	A Charlotte	59 63		248	H Louisiana Tech	77 61			

Non-Div I Games:

Old Dominion

■ Loss, 
 ■ Non-Conf, 
 ■ S Site, 
 ■ H Home 
 ■ A Away 
 N Neutral



Average RPI Win:	143	WON-LOST	WINNING	LAST 10	STRENGTH OF	OPP. STRENGTH	TEAM	ADJ.	CONF.	ADJ CONF.
Average RPI Loss:	60	RECORD	PCT. RANK	GAMES	SCHEDULE	OF SCHEDULE	RPI	RPI	RPI	RPI
DIV. I ONLY	20- 10	70	5-5	40	44	35	35	4	4	
DIV. I NON-CONF.	10- 2	29	0	137	119	45	45	5	5	
TOTALS	RPI 1-25	RPI 26-50	W-L RECORDS	RPI 51-100	RPI 101-150	RPI 150+				
20- 10	3- 3	2- 2	OVERALL	2- 3	4- 1	9- 1				
12- 2	2- 0	1- 1	HOME	2- 1	1- 0	6- 0				
5- 7	1- 2	1- 1	AWAY	0- 2	1- 1	2- 1				
3- 1	0- 1	0- 0	NEUTRAL	0- 0	2- 0	1- 0				
10- 2	0- 0	2- 1	NON-CONFERENCE	0- 1	1- 0	7- 0				
5- 1	0- 0	1- 1	HOME	0- 0	0- 0	4- 0				
3- 1	0- 0	1- 0	AWAY	0- 1	0- 0	2- 0				
2- 0	0- 0	0- 0	NEUTRAL	0- 0	1- 0	1- 0				
10- 8	3- 3	0- 1	CONFERENCE	2- 2	3- 1	2- 1				
7- 1	2- 0	0- 0	HOME	2- 1	1- 0	2- 0				
2- 6	1- 2	0- 1	AWAY	0- 1	1- 1	0- 1				
1- 1	0- 1	0- 0	NEUTRAL	0- 0	1- 0	0- 0				

RPI	S	Opponent	Score	RPI	S	Opponent	Score	Team's RPI: 35	RPI	S	Opponent	Score	RPI	S	Opponent	Score
1	A	South Carolina	48 63	30	A	Arkansas	71 75		64	H	Georgia	56 73	102	N	Michigan St.	58 56
10	A	Mississippi St.	60 64	32	H	Florida St.	62 70		66	A	Tennessee	58 63	114	A	Auburn	60 65
10	N	Mississippi St.	49 79	36	A	FGCU	74 63		66	H	Tennessee	75 65	127	H	Vanderbilt	61 55
21	A	Texas A&M	57 54	47	H	Rutgers	64 58		72	H	Alabama	71 60	138	A	Florida	77 68
21	H	Texas A&M	59 58						92	A	Oklahoma	68 90	138	N	Florida	73 59
24	H	Kentucky	65 59										173	H	New Orleans	83 49
													175	A	Tulane	59 54
													177	A	Missouri	65 69
													177	H	Missouri	66 58
													195	N	Memphis	89 58
													206	A	Little Rock	65 50
													251	H	Southeastern La.	62 52
													255	H	Nicholls St.	63 32
													301	H	Ole Miss	52 44
													336	H	Florida A&M	73 45
LAST 10 Division I																
10	N	Mississippi St.	49 79	1	A	South Carolina	48 63									
138	N	Florida	73 59	114	A	Auburn	60 65									
30	A	Arkansas	71 75	66	H	Tennessee	75 65									
127	H	Vanderbilt	61 55	177	H	Missouri	66 58									
64	H	Georgia	56 73	21	H	Texas A&M	59 58									

Non-Div I Games:

LSU

Average RPI Win: <b>182</b>	WON-LOST	WINNING	LAST 10	STRENGTH OF	OPP. STRENGTH	TEAM	ADJ.	CONF.	ADJ CONF.
Average RPI Loss: <b>62</b>	RECORD	PCT. RANK	GAMES	SCHEDULE	OF SCHEDULE	RPI	RPI	RPI	RPI
DIV. I ONLY	27- 3	8	9-1	195	99	36	36	15	15
DIV. I NON-CONF.	10- 2	29	0	119	22	34	34	14	14
TOTALS	RPI 1-25	RPI 26-50	W-L RECORDS	RPI 51-100	RPI 101-150	RPI 150+			
27- 3	0- 1	2- 1	OVERALL	4- 0	6- 1	15- 0			
12- 2	0- 0	2- 1	HOME	1- 0	2- 1	7- 0			
11- 1	0- 1	0- 0	AWAY	1- 0	3- 0	7- 0			
4- 0	0- 0	0- 0	NEUTRAL	2- 0	1- 0	1- 0			
10- 2	0- 1	2- 1	NON-CONFERENCE	2- 0	2- 0	4- 0			
3- 1	0- 0	2- 1	HOME	0- 0	0- 0	1- 0			
3- 1	0- 1	0- 0	AWAY	0- 0	1- 0	2- 0			
4- 0	0- 0	0- 0	NEUTRAL	2- 0	1- 0	1- 0			
17- 1	0- 0	0- 0	CONFERENCE	2- 0	4- 1	11- 0			
9- 1	0- 0	0- 0	HOME	1- 0	2- 1	6- 0			
8- 0	0- 0	0- 0	AWAY	1- 0	2- 0	5- 0			
0- 0	0- 0	0- 0	NEUTRAL	0- 0	0- 0	0- 0			

RPI 1-25				RPI 26-50				Team's RPI: 36		RPI 51-100				RPI 101+			
RPI	S	Opponent	Score	RPI	S	Opponent	Score		RPI	S	Opponent	Score	RPI	S	Opponent	Score	
9	A	Princeton	53 67	27	H	Duke	78 56		69	N	South Fla.	81 77	116	A	Temple	93 67	
				35	H	LSU	63 74		71	N	South Dakota St.	71 70	121	A	North Florida	72 50	
				37	H	UCF	72 50		97	A	Liberty	74 65	121	H	North Florida	73 57	
									97	H	Liberty	64 57	121	H	North Florida	76 65	
													123	N	Notre Dame	69 60	
													142	A	North Ala.	74 63	
													142	H	North Ala.	55 61	
													165	A	Jacksonville	81 68	
													165	H	Jacksonville	77 64	
													214	A	Houston	57 45	
													221	A	Kennesaw St.	89 64	
													221	H	Kennesaw St.	80 63	
													227	A	Stetson	89 47	
													227	H	Stetson	67 54	
													247	A	Lipscomb	78 45	
													247	H	Lipscomb	105 71	
													247	H	Lipscomb	82 56	
													276	N	Saint Francis (PA)	97 64	
													310	A	FIU	100 54	
													331	A	NJIT	68 39	
													331	H	NJIT	82 39	
													346	H	Central Conn. St.	94 60	
LAST 10 Division I																	
				121	H	North Florida	73 57					221	A	Kennesaw St.	89 64		
				247	H	Lipscomb	105 71					247	A	Lipscomb	78 45		
				165	H	Jacksonville	77 64					227	H	Stetson	67 54		
				142	H	North Ala.	55 61					121	H	North Florida	76 65		
				331	A	NJIT	68 39					165	A	Jacksonville	81 68		

Non-Div I Games: Webber Int'l 99 48 Fla. Memorial 91 47 Johnson & Wales (FL89 56

FGCU

Loss, Non-Conf, S Site, H Home A Away N Neutral

UCF				STRENGTH OF SCHEDULE	OPP. STRENGTH OF SCHEDULE	TEAM RPI	ADJ. RPI	CONF. RPI	ADJ CONF. RPI
Average RPI Win:	167	WON-LOST RECORD	WINNING PCT. RANK						
Average RPI Loss:	55		LAST 10 GAMES						
DIV. I ONLY	20- 10	70	8-2	28	83	37	37	9	9
DIV. I NON-CONF.	8- 4	90	0	27	101	43	43	9	9
-----									
TOTALS	RPI 1-25	RPI 26-50	W-L RECORDS	RPI 51-100	RPI 101-150	RPI 150+			
20- 10	1- 3	0- 2	OVERALL	4- 3	1- 1	14- 1			
14- 1	1- 1	0- 0	HOME	2- 0	1- 0	10- 0			
5- 6	0- 1	0- 1	AWAY	2- 2	0- 1	3- 1			
1- 3	0- 1	0- 1	NEUTRAL	0- 1	0- 0	1- 0			
8- 4	1- 1	0- 2	NON-CONFERENCE	1- 1	0- 0	6- 0			
7- 0	1- 0	0- 0	HOME	0- 0	0- 0	6- 0			
1- 2	0- 0	0- 1	AWAY	1- 1	0- 0	0- 0			
0- 2	0- 1	0- 1	NEUTRAL	0- 0	0- 0	0- 0			
12- 6	0- 2	0- 0	CONFERENCE	3- 2	1- 1	8- 1			
7- 1	0- 1	0- 0	HOME	2- 0	1- 0	4- 0			
4- 4	0- 1	0- 0	AWAY	1- 1	0- 1	3- 1			
1- 1	0- 0	0- 0	NEUTRAL	0- 1	0- 0	1- 0			

RPI 1-25				RPI 26-50				Team's RPI: 37				RPI 51-100				RPI 101+			
RPI	S	Opponent	Score	RPI	S	Opponent	Score	RPI	S	Opponent	Score	RPI	S	Opponent	Score	RPI	S	Opponent	Score
4	A	UConn	53 66	28	N	James Madison	43 46	54	A	Belmont	37 72	116	A	Temple	65 67				
4	H	UConn	52 59	36	A	FGCU	50 72	61	A	Cincinnati	64 81	116	H	Temple	67 64				
13	N	UCLA	56 61					61	H	Cincinnati	49 42	166	H	Wichita St.	95 50				
22	H	Central Mich.	64 58					61	N	Cincinnati	51 57	166	N	Wichita St.	65 32				
								69	A	South Fla.	64 57	172	H	Wright St.	69 53				
								69	H	South Fla.	56 48	175	A	Tulane	59 60				
								82	A	SFA	63 57	180	H	Quinnipiac	80 58				
												183	H	Delaware	75 49				
												195	A	Memphis	67 59				
												195	H	Memphis	82 66				
												201	H	Saint Mary's (CA)	67 58				
												214	A	Houston	67 49				
												227	H	Stetson	66 40				
												233	H	SMU	67 57				
												242	H	East Carolina	91 55				
												258	A	Tulsa	62 49				
												287	H	Pittsburgh	74 58				
-----																			
										LAST 10 Division I									
				61	N	Cincinnati	51 57	4	A	UConn	53 66								
				166	N	Wichita St.	65 32	69	H	South Fla.	56 48								
				166	H	Wichita St.	95 50	61	H	Cincinnati	49 42								
				195	A	Memphis	67 59	214	A	Houston	67 49								
				116	H	Temple	67 64	258	A	Tulsa	62 49								

Non-Div I Games:

UCF

■ Loss, 
 ■ Non-Conf, 
 ■ S Site, 
 ■ Home 
 ■ A Away 
 N Neutral

Average RPI Win:	140	WON-LOST	WINNING	LAST 10	STRENGTH OF	OPP. STRENGTH	TEAM	ADJ.	CONF.	ADJ CONF.
Average RPI Loss:	50	RECORD	PCT. RANK	GAMES	SCHEDULE	OF SCHEDULE	RPI	RPI	RPI	RPI
DIV. I ONLY	21- 9	60	6-4	63	46	38	38	5	5	
DIV. I NON-CONF.	10- 1	20	0	104	87	25	25	4	4	
TOTALS	RPI 1-25	RPI 26-50	W-L RECORDS	RPI 51-100	RPI 101-150	RPI 150+				
21- 9	0- 3	2- 2	OVERALL	6- 3	6- 1	7- 0				
13- 2	0- 1	2- 0	HOME	3- 1	3- 0	5- 0				
5- 5	0- 2	0- 2	AWAY	1- 1	3- 0	1- 0				
3- 2	0- 0	0- 0	NEUTRAL	2- 1	0- 1	1- 0				
10- 1	0- 0	1- 0	NON-CONFERENCE	3- 1	1- 0	5- 0				
6- 0	0- 0	1- 0	HOME	1- 0	1- 0	3- 0				
1- 0	0- 0	0- 0	AWAY	0- 0	0- 0	1- 0				
3- 1	0- 0	0- 0	NEUTRAL	2- 1	0- 0	1- 0				
11- 8	0- 3	1- 2	CONFERENCE	3- 2	5- 1	2- 0				
7- 2	0- 1	1- 0	HOME	2- 1	2- 0	2- 0				
4- 5	0- 2	0- 2	AWAY	1- 1	3- 0	0- 0				
0- 1	0- 0	0- 0	NEUTRAL	0- 0	0- 1	0- 0				

RPI 1-25				RPI 26-50				Team's RPI: 38	RPI 51-100				RPI 101+			
RPI	S	Opponent	Score	RPI	S	Opponent	Score		RPI	S	Opponent	Score	RPI	S	Opponent	Score
7	A	Louisville	53 70	27	A	Duke	67 72		53	N	Rice	54 45	115	A	Wake Forest	73 62
16	A	NC State	69 76	27	H	Duke	70 56		54	N	Belmont	60 58	115	N	Wake Forest	55 58
16	H	NC State	59 71	32	A	Florida St.	62 86		62	H	Boston College	70 49	118	H	Miami (FL)	69 45
				45	H	Purdue	67 54		64	N	Georgia	72 77	123	A	Notre Dame	68 62
									75	A	Virginia	69 61	139	H	Davidson	88 68
									75	H	Virginia	76 86	147	A	North Carolina	72 63
									79	H	Georgia Tech	64 61	147	H	North Carolina	76 70
									97	H	Liberty	73 69	158	H	Gardner-Webb	87 65
									100	A	Syracuse	65 67	166	N	Wichita St.	84 63
													222	H	Clemson	71 50
													252	A	George Mason	77 58
													276	H	Saint Francis (PA)	105 41
													287	H	Pittsburgh	68 56
													307	H	UMES	86 43
LAST 10 Division I																
				115	N	Wake Forest	55 58		115	A	Wake Forest	73 62				
				7	A	Louisville	53 70		79	H	Georgia Tech	64 61				
				27	H	Duke	70 56		147	A	North Carolina	72 63				
				75	H	Virginia	76 86		16	H	NC State	59 71				
				123	A	Notre Dame	68 62		118	H	Miami (FL)	69 45				

Non-Div I Games:

Virginia Tech

■ Loss, 
 ■ Non-Conf, S Site, 
 ■ Home 
 ■ Away 
 N Neutral

Average RPI Win:	183	WON-LOST	WINNING	LAST 10	STRENGTH OF	OPP. STRENGTH	TEAM	ADJ.	CONF.	ADJ CONF.
Average RPI Loss:	96	RECORD	PCT. RANK	GAMES	SCHEDULE	OF SCHEDULE	RPI	RPI	RPI	RPI
DIV. I ONLY	23- 7	31	9-1	104	138	39	39	14	14	
DIV. I NON-CONF.	7- 5	131	0	50	90	77	77	13	13	
TOTALS	RPI 1-25	RPI 26-50	W-L RECORDS	RPI 51-100	RPI 101-150	RPI 150+				
23- 7	0- 1	1- 2	OVERALL	1- 1	6- 2	15- 1				
14- 1	0- 0	1- 0	HOME	1- 0	4- 1	8- 0				
9- 5	0- 1	0- 2	AWAY	0- 1	2- 0	7- 1				
0- 1	0- 0	0- 0	NEUTRAL	0- 0	0- 1	0- 0				
7- 5	0- 1	0- 1	NON-CONFERENCE	1- 1	2- 2	4- 0				
5- 1	0- 0	0- 0	HOME	1- 0	2- 1	2- 0				
2- 3	0- 1	0- 1	AWAY	0- 1	0- 0	2- 0				
0- 1	0- 0	0- 0	NEUTRAL	0- 0	0- 1	0- 0				
16- 2	0- 0	1- 1	CONFERENCE	0- 0	4- 0	11- 1				
9- 0	0- 0	1- 0	HOME	0- 0	2- 0	6- 0				
7- 2	0- 0	0- 1	AWAY	0- 0	2- 0	5- 1				
0- 0	0- 0	0- 0	NEUTRAL	0- 0	0- 0	0- 0				

RPI 1-25				RPI 26-50				Team's RPI: 39				RPI 51-100				RPI 101+			
RPI	S	Opponent	Score	RPI	S	Opponent	Score	RPI	S	Opponent	Score	RPI	S	Opponent	Score	RPI	S	Opponent	Score
18	A	DePaul	57 81	28	A	James Madison	39 69	56	A	Penn	49 53	104	A	William & Mary	61 54				
				28	H	James Madison	70 48	84	H	Villanova	54 52	104	H	William & Mary	84 74				
				49	A	Bucknell	49 60					117	N	Buffalo	59 63				
												124	H	Richmond	58 52				
												134	H	Pacific	51 58				
												139	H	Davidson	74 63				
												144	A	Northeastern	67 51				
												144	H	Northeastern	50 41				
												161	H	Maine	70 57				
												180	A	Quinnipiac	66 62				
												182	A	Elon	55 53				
												182	H	Elon	66 47				
												183	A	Delaware	52 32				
												183	H	Delaware	63 59				
												192	A	Towson	63 60				
												192	H	Towson	59 50				
												194	H	La Salle	69 31				
												237	A	Saint Joseph's	62 52				
												261	A	UNCW	73 72				
												261	H	UNCW	52 50				
												269	A	Col. of Charleston	59 73				
												269	H	Col. of Charleston	72 60				
												329	A	Hofstra	45 32				
												329	H	Hofstra	74 54				
LAST 10 Division I																			
				269	H	Col. of Charleston	72 60					104	H	William & Mary	84 74				
				261	H	UNCW	52 50					183	A	Delaware	52 32				
				192	A	Towson	63 60					144	A	Northeastern	67 51				
				28	A	James Madison	39 69					329	A	Hofstra	45 32				
				182	H	Elon	66 47					28	H	James Madison	70 48				

Non-Div I Games:

Drexel

■ Loss, 
 ■ Non-Conf, S Site, 
 ■ Home 
 ■ Away 
 N Neutral

Average RPI Win:	140	WON-LOST	WINNING	LAST 10	STRENGTH OF	OPP. STRENGTH	TEAM	ADJ.	CONF.	ADJ CONF.
Average RPI Loss:	44	RECORD	PCT. RANK	GAMES	SCHEDULE	OF SCHEDULE	RPI	RPI	RPI	RPI
DIV. I ONLY	20- 11	81	4-6	30	19	40	40	1	1	
DIV. I NON-CONF.	10- 2	29	0	162	127	54	54	2	2	
TOTALS	RPI 1-25	RPI 26-50	W-L RECORDS	RPI 51-100	RPI 101-150	RPI 150+				
20- 11	2- 5	1- 3	OVERALL	5- 1	5- 2	7- 0				
13- 3	2- 2	0- 1	HOME	3- 0	3- 0	5- 0				
5- 6	0- 3	0- 1	AWAY	2- 1	2- 1	1- 0				
2- 2	0- 0	1- 1	NEUTRAL	0- 0	0- 1	1- 0				
10- 2	0- 0	1- 1	NON-CONFERENCE	2- 1	0- 0	7- 0				
7- 0	0- 0	0- 0	HOME	2- 0	0- 0	5- 0				
1- 1	0- 0	0- 0	AWAY	0- 1	0- 0	1- 0				
2- 1	0- 0	1- 1	NEUTRAL	0- 0	0- 0	1- 0				
10- 9	2- 5	0- 2	CONFERENCE	3- 0	5- 2	0- 0				
6- 3	2- 2	0- 1	HOME	1- 0	3- 0	0- 0				
4- 5	0- 3	0- 1	AWAY	2- 0	2- 1	0- 0				
0- 1	0- 0	0- 0	NEUTRAL	0- 0	0- 1	0- 0				

RPI	S	Opponent	Score	RPI	S	Opponent	Score	Team's RPI: 40	RPI	S	Opponent	Score	RPI	S	Opponent	Score
2	A	Oregon	48 79	29	A	Arizona	53 59		51	H	Creighton	70 55	106	A	Utah	71 75
2	H	Oregon	72 66	29	H	Arizona	53 58		81	A	Southern California	63 54	109	A	Washington St.	65 56
6	H	Stanford	44 55	45	N	Purdue	52 59		81	H	Southern California	76 75	109	H	Washington St.	62 59
13	A	UCLA	66 68	46	N	Middle Tenn.	61 60		91	A	Minnesota	66 80	125	H	California	77 54
13	H	UCLA	61 70						94	H	BYU	60 52	125	N	California	67 71
20	A	Oregon St.	62 64						95	A	Colorado	65 59	140	A	Washington	67 50
20	H	Oregon St.	55 47										140	H	Washington	72 68
													161	N	Maine	57 31
													170	H	Idaho St.	74 69
													230	H	New Mexico	84 47
													268	H	Army West Point	83 51
													271	H	Air Force	87 56
													292	H	Cal Poly	66 41
													311	A	New Mexico St.	70 47
LAST 10 Division I																
125	N	California	67 71	140	H	Washington	72 68									
6	H	Stanford	44 55	109	H	Washington St.	62 59									
125	H	California	77 54	2	A	Oregon	48 79									
106	A	Utah	71 75	20	A	Oregon St.	62 64									
95	A	Colorado	65 59	13	H	UCLA	61 70									

Non-Div I Games:

Arizona St.



Average RPI Win: <b>169</b>	WON-LOST	WINNING	LAST 10	STRENGTH OF	OPP. STRENGTH	TEAM	ADJ.	CONF.	ADJ CONF.
Average RPI Loss: <b>59</b>	RECORD	PCT. RANK	GAMES	SCHEDULE	OF SCHEDULE	RPI	RPI	RPI	RPI
DIV. I ONLY	25- 8	39	9-1	90	77	41	41	12	12
DIV. I NON-CONF.	7- 7	164	0	120	11	131	131	12	12
TOTALS	RPI 1-25	RPI 26-50	W-L RECORDS	RPI 51-100	RPI 101-150	RPI 150+			
25- 8	0- 4	0- 0	OVERALL	6- 1	9- 3	10- 0			
14- 2	0- 2	0- 0	HOME	5- 0	3- 0	6- 0			
9- 3	0- 1	0- 0	AWAY	1- 1	6- 1	2- 0			
2- 3	0- 1	0- 0	NEUTRAL	0- 0	0- 2	2- 0			
7- 7	0- 4	0- 0	NON-CONFERENCE	0- 0	2- 3	5- 0			
3- 2	0- 2	0- 0	HOME	0- 0	0- 0	3- 0			
2- 2	0- 1	0- 0	AWAY	0- 0	2- 1	0- 0			
2- 3	0- 1	0- 0	NEUTRAL	0- 0	0- 2	2- 0			
18- 1	0- 0	0- 0	CONFERENCE	6- 1	7- 0	5- 0			
11- 0	0- 0	0- 0	HOME	5- 0	3- 0	3- 0			
7- 1	0- 0	0- 0	AWAY	1- 1	4- 0	2- 0			
0- 0	0- 0	0- 0	NEUTRAL	0- 0	0- 0	0- 0			

RPI S	Opponent	Score	RPI S	Opponent	Score	Team's RPI: 41	RPI S	Opponent	Score	RPI S	Opponent	Score
1	H South Carolina	49 <b>75</b>					86	A Saint Louis	78 66	114	N Auburn	74 <b>76</b>
4	H UConn	37 <b>75</b>					86	H Saint Louis	48 47	115	N Wake Forest	59 <b>78</b>
12	N Gonzaga	65 <b>76</b>					86	H Saint Louis	58 50	117	A Buffalo	59 <b>67</b>
22	A Central Mich.	80 <b>81</b>					87	A Fordham	38 <b>50</b>	124	A Richmond	65 51
							87	H Fordham	48 44	124	H Richmond	79 68
							89	H VCU	52 48	131	H Duquesne	54 41
							89	H VCU	72 67	139	A Davidson	55 49
										142	A George Washington	66 50
										142	H George Washington	50 44
										144	A Northeastern	71 60
										148	A Toledo	60 42
										149	A Massachusetts	52 51
										161	N Maine	78 49
										194	A La Salle	98 58
										210	H Rhode Island	71 60
										237	A Saint Joseph's	59 44
										242	N East Carolina	94 68
										247	H Lipscomb	82 60
										252	H George Mason	59 55
										286	H Morehead St.	58 41
										299	H St. Bonaventure	78 51
										337	H Coppin St.	78 48
LAST 10 Division I												
89	H VCU	52 48	87	A Fordham	38 <b>50</b>		142	H George Washington	50 44			
86	H Saint Louis	58 50					89	H VCU	72 67			
124	H Richmond	79 68					149	A Massachusetts	52 51			
86	A Saint Louis	78 66					210	H Rhode Island	71 60			
299	H St. Bonaventure	78 51										

Non-Div I Games:

Dayton

■ Loss, 
■ Non-Conf, S Site, 
■ Home 
■ Away 
N Neutral

Average RPI Win:	129	WON-LOST	WINNING	LAST 10	STRENGTH OF	OPP. STRENGTH	TEAM	ADJ.	CONF.	ADJ CONF.
Average RPI Loss:	52	RECORD	PCT. RANK	GAMES	SCHEDULE	OF SCHEDULE	RPI	RPI	RPI	RPI
DIV. I ONLY	18- 11	102	6-4	16	55	42	42	3	3	
DIV. I NON-CONF.	8- 3	68	0	54	233	60	60	3	3	
TOTALS	RPI 1-25	RPI 26-50	W-L RECORDS	RPI 51-100	RPI 101-150	RPI 150+				
18- 11	1- 5	1- 1	OVERALL	6- 4	5- 1	5- 0				
12- 5	1- 2	0- 1	HOME	4- 1	3- 1	4- 0				
6- 6	0- 3	1- 0	AWAY	2- 3	2- 0	1- 0				
0- 0	0- 0	0- 0	NEUTRAL	0- 0	0- 0	0- 0				
8- 3	0- 2	0- 0	NON-CONFERENCE	1- 1	2- 0	5- 0				
6- 2	0- 1	0- 0	HOME	0- 1	2- 0	4- 0				
2- 1	0- 1	0- 0	AWAY	1- 0	0- 0	1- 0				
0- 0	0- 0	0- 0	NEUTRAL	0- 0	0- 0	0- 0				
10- 8	1- 3	1- 1	CONFERENCE	5- 3	3- 1	0- 0				
6- 3	1- 1	0- 1	HOME	4- 0	1- 1	0- 0				
4- 5	0- 2	1- 0	AWAY	1- 3	2- 0	0- 0				
0- 0	0- 0	0- 0	NEUTRAL	0- 0	0- 0	0- 0				

RPI 1-25				RPI 26-50				Team's RPI: 42				RPI 51-100				RPI 101+			
RPI	S	Opponent	Score	RPI	S	Opponent	Score	RPI	S	Opponent	Score	RPI	S	Opponent	Score	RPI	S	Opponent	Score
5	A	Baylor	62 83	43	A	Texas	69 51	67	H	UNI	63 71	132	A	Kansas	61 42				
5	H	Baylor	57 56	43	H	Texas	75 81	68	A	Oklahoma St.	64 63	132	H	Kansas	89 67				
15	H	Iowa	69 75					68	H	Oklahoma St.	74 63	135	A	Texas Tech	96 66				
19	A	TCU	72 82					70	A	West Virginia	71 79	135	H	Texas Tech	74 77				
19	H	TCU	74 77					70	H	West Virginia	61 58	136	H	Texas Southern	79 59				
25	A	Drake	81 86					72	A	Alabama	75 66	142	H	North Ala.	80 72				
								77	A	Kansas St.	51 60	172	H	Wright St.	79 71				
								77	H	Kansas St.	73 59	173	H	New Orleans	71 53				
								92	A	Oklahoma	72 81	225	H	Southern U.	69 36				
								92	H	Oklahoma	63 59	257	A	North Dakota St.	86 58				
												328	H	Ark.-Pine Bluff	90 40				
LAST 10 Division I																			
5	H	Baylor	57 56	19	A	TCU	72 82												
132	A	Kansas	61 42	43	A	Texas	69 51												
70	H	West Virginia	61 58	92	H	Oklahoma	63 59												
77	A	Kansas St.	51 60	68	H	Oklahoma St.	74 63												
135	H	Texas Tech	74 77	70	A	West Virginia	71 79												

Non-Div I Games:

Iowa St.

■ Loss, 
 ■ Non-Conf, S Site, 
 ■ Home 
 ■ Away 
 N Neutral

Average RPI Win:	132	WON-LOST	WINNING	LAST 10	STRENGTH OF	OPP. STRENGTH	TEAM	ADJ.	CONF.	ADJ CONF.
Average RPI Loss:	60	RECORD	PCT. RANK	GAMES	SCHEDULE	OF SCHEDULE	RPI	RPI	RPI	RPI
DIV. I ONLY	19- 11	87	5-5	22	35	43	43	3	3	
DIV. I NON-CONF.	8- 4	90	0	100	113	91	91	3	3	
TOTALS	RPI 1-25	RPI 26-50	W-L RECORDS	RPI 51-100	RPI 101-150	RPI 150+				
19- 11	2- 4	1- 2	OVERALL	8- 3	3- 1	5- 1				
11- 5	1- 2	0- 2	HOME	4- 1	2- 0	4- 0				
7- 5	1- 1	1- 0	AWAY	4- 2	1- 1	0- 1				
1- 1	0- 1	0- 0	NEUTRAL	0- 0	0- 0	1- 0				
8- 4	1- 1	0- 1	NON-CONFERENCE	2- 1	0- 0	5- 1				
6- 1	1- 0	0- 1	HOME	1- 0	0- 0	4- 0				
1- 2	0- 0	0- 0	AWAY	1- 1	0- 0	0- 1				
1- 1	0- 1	0- 0	NEUTRAL	0- 0	0- 0	1- 0				
11- 7	1- 3	1- 1	CONFERENCE	6- 2	3- 1	0- 0				
5- 4	0- 2	0- 1	HOME	3- 1	2- 0	0- 0				
6- 3	1- 1	1- 0	AWAY	3- 1	1- 1	0- 0				
0- 0	0- 0	0- 0	NEUTRAL	0- 0	0- 0	0- 0				

RPI 1-25				RPI 26-50				Team's RPI: 43				RPI 51-100				RPI 101+			
RPI	S	Opponent	Score	RPI	S	Opponent	Score	RPI	S	Opponent	Score	RPI	S	Opponent	Score	RPI	S	Opponent	Score
5	A	Baylor	53 69	29	H	Arizona	58 83	66	A	Tennessee	66 60	132	A	Kansas	67 82				
5	H	Baylor	44 64	42	A	Iowa St.	81 75	68	A	Oklahoma St.	61 56	132	H	Kansas	85 77				
6	H	Stanford	69 64	42	H	Iowa St.	51 69	68	H	Oklahoma St.	63 52	135	A	Texas Tech	81 66				
16	N	NC State	73 84					69	A	South Fla.	57 64	135	H	Texas Tech	92 66				
19	A	TCU	77 67					70	A	West Virginia	63 68	199	A	Hawaii	60 73				
19	H	TCU	63 65					70	H	West Virginia	50 44	225	H	Southern U.	93 39				
								77	A	Kansas St.	71 63	235	N	North Texas	63 57				
								77	H	Kansas St.	54 60	305	H	UTRGV	85 69				
								80	H	Ohio	73 60	321	H	UTSA	84 53				
								92	A	Oklahoma	70 53	335	H	Northwestern St.	91 49				
								92	H	Oklahoma	86 76								
LAST 10 Division I																			
68	H	Oklahoma St.	63 52	70	H	West Virginia	50 44												
5	A	Baylor	53 69	132	A	Kansas	67 82												
92	H	Oklahoma	86 76	42	H	Iowa St.	51 69												
19	A	TCU	77 67	135	A	Texas Tech	81 66												
77	H	Kansas St.	54 60	5	H	Baylor	44 64												

Non-Div I Games:

Texas

■ Loss, 
 ■ Non-Conf, 
 ■ S Site, 
 ■ H Home 
 ■ A Away 
 N Neutral

Average RPI Win:	218	WON-LOST	WINNING	LAST 10	STRENGTH OF	OPP. STRENGTH	TEAM	ADJ.	CONF.	ADJ CONF.
Average RPI Loss:	81	RECORD	PCT. RANK	GAMES	SCHEDULE	OF SCHEDULE	RPI	RPI	RPI	RPI
DIV. I ONLY	23- 4	18	9-1	186	211	44	44	21	21	
DIV. I NON-CONF.	7- 2	53	0	82	76	22	22	19	19	
TOTALS	RPI 1-25	RPI 26-50	W-L RECORDS	RPI 51-100	RPI 101-150	RPI 150+				
23- 4	0- 1	0- 1	OVERALL	2- 1	3- 0	18- 1				
10- 1	0- 0	0- 0	HOME	1- 0	1- 0	8- 1				
11- 3	0- 1	0- 1	AWAY	0- 1	1- 0	10- 0				
2- 0	0- 0	0- 0	NEUTRAL	1- 0	1- 0	0- 0				
7- 2	0- 1	0- 1	NON-CONFERENCE	1- 0	2- 0	4- 0				
2- 0	0- 0	0- 0	HOME	0- 0	0- 0	2- 0				
3- 2	0- 1	0- 1	AWAY	0- 0	1- 0	2- 0				
2- 0	0- 0	0- 0	NEUTRAL	1- 0	1- 0	0- 0				
16- 2	0- 0	0- 0	CONFERENCE	1- 1	1- 0	14- 1				
8- 1	0- 0	0- 0	HOME	1- 0	1- 0	6- 1				
8- 1	0- 0	0- 0	AWAY	0- 1	0- 0	8- 0				
0- 0	0- 0	0- 0	NEUTRAL	0- 0	0- 0	0- 0				

RPI 1-25				RPI 26-50				Team's RPI: 44				RPI 51-100				RPI 101+			
RPI	S	Opponent	Score	RPI	S	Opponent	Score	RPI	S	Opponent	Score	RPI	S	Opponent	Score	RPI	S	Opponent	Score
10	A	Mississippi St.	82 122	27	A	Duke	85 99	96	N	Kent St.	71 64	112	H	UT Arlington	85 69				
								98	A	Coastal Caro.	103 124	130	A	Bethune-Cookman	68 62				
								98	H	Coastal Caro.	84 77	148	N	Toledo	71 64				
												152	A	Samford	74 65				
												188	A	Louisiana	67 64				
												188	H	Louisiana	73 79				
												206	A	Little Rock	70 54				
												206	H	Little Rock	77 59				
												207	A	Chattanooga	90 51				
												211	A	South Alabama	77 73				
												211	H	South Alabama	85 68				
												226	A	Appalachian St.	81 61				
												226	H	Appalachian St.	84 55				
												249	H	Texas St.	84 50				
												250	H	Jacksonville St.	94 64				
												253	A	Arkansas St.	91 81				
												253	H	Arkansas St.	79 64				
												288	H	ETSU	79 61				
												290	A	Ga. Southern	79 69				
												316	A	Georgia St.	71 57				
												348	A	La.-Monroe	72 65				
												348	H	La.-Monroe	77 65				
LAST 10 Division I																			
253	A	Arkansas St.	91 81	226	A	Appalachian St.	81 61												
206	A	Little Rock	70 54	98	A	Coastal Caro.	103 124												
211	A	South Alabama	77 73	188	A	Louisiana	67 64												
253	H	Arkansas St.	79 64	348	H	La.-Monroe	77 65												
206	H	Little Rock	77 59	211	H	South Alabama	85 68												

Non-Div I Games: AUM 72 42 Fort Valley St. 101 52

Troy

Loss, Non-Conf, S Site, H Home A Away N Neutral

Average RPI Win:	139	WON-LOST	WINNING	LAST 10	STRENGTH OF	OPP. STRENGTH	TEAM	ADJ.	CONF.	ADJ CONF.
Average RPI Loss:	29	RECORD	PCT. RANK	GAMES	SCHEDULE	OF SCHEDULE	RPI	RPI	RPI	RPI
DIV. I ONLY	18- 14	139	3-7	15	6	45	45	2	2	
DIV. I NON-CONF.	9- 3	63	0	25	16	15	15	1	1	
TOTALS	RPI 1-25	RPI 26-50	W-L RECORDS	RPI 51-100	RPI 101-150	RPI 150+				
18- 14	2- 9	2- 3	OVERALL	2- 1	4- 1	8- 0				
9- 6	0- 3	1- 1	HOME	1- 1	1- 1	6- 0				
6- 6	1- 4	0- 2	AWAY	1- 0	2- 0	2- 0				
3- 2	1- 2	1- 0	NEUTRAL	0- 0	1- 0	0- 0				
9- 3	1- 2	2- 1	NON-CONFERENCE	1- 0	0- 0	5- 0				
6- 0	0- 0	1- 0	HOME	1- 0	0- 0	4- 0				
1- 2	0- 1	0- 1	AWAY	0- 0	0- 0	1- 0				
2- 1	1- 1	1- 0	NEUTRAL	0- 0	0- 0	0- 0				
9- 11	1- 7	0- 2	CONFERENCE	1- 1	4- 1	3- 0				
3- 6	0- 3	0- 1	HOME	0- 1	1- 1	2- 0				
5- 4	1- 3	0- 1	AWAY	1- 0	2- 0	1- 0				
1- 1	0- 1	0- 0	NEUTRAL	0- 0	1- 0	0- 0				

RPI 1-25				RPI 26-50				RPI 51-100				RPI 101+			
RPI	S	Opponent	Score	RPI	S	Opponent	Score	RPI	S	Opponent	Score	RPI	S	Opponent	Score
1	A	South Carolina	49 85	31	H	Western Ky.	67 50	90	A	Nebraska	76 68	102	A	Michigan St.	76 66
3	A	Maryland	45 88	34	A	Michigan	63 66	91	H	Minnesota	59 72	102	H	Michigan St.	63 65
3	N	Maryland	62 74	38	A	Virginia Tech	54 67	96	H	Kent St.	77 64	102	N	Michigan St.	72 63
11	A	Northwestern	56 61	40	N	Arizona St.	59 52					150	A	Wisconsin	62 59
12	N	Gonzaga	50 63	47	H	Rutgers	53 59					150	H	Wisconsin	72 61
14	A	Indiana	48 66									181	H	Northern Ill.	68 63
14	H	Indiana	54 66									202	A	Illinois	70 58
15	H	Iowa	71 83									202	H	Illinois	81 67
17	A	Ohio St.	66 50									207	A	Chattanooga	66 34
17	H	Ohio St.	56 77									216	H	Western Ill.	66 59
25	N	Drake	67 47									219	H	Penn St.	81 68
												220	H	Milwaukee	68 55
												254	H	Bowling Green	81 74
LAST 10 Division I															
		3 N Maryland	62 74			202 A Illinois	70 58								
		102 N Michigan St.	72 63			150 A Wisconsin	62 59								
		17 H Ohio St.	56 77			15 H Iowa	71 83								
		3 A Maryland	45 88			34 A Michigan	63 66								
		102 H Michigan St.	63 65			14 H Indiana	54 66								

Non-Div I Games:

Purdue

■ Loss, 
 ■ Non-Conf, 
 ■ S Site, 
 ■ H Home 
 ■ A Away 
 N Neutral

## Middle Tenn.

Through Games Of March 11, 2020

Average RPI Win:	177	WON-LOST	WINNING	LAST 10	STRENGTH OF	OPP. STRENGTH	TEAM	ADJ.	CONF.	ADJ CONF.
Average RPI Loss:	67	RECORD	PCT. RANK	GAMES	SCHEDULE	OF SCHEDULE	RPI	RPI	RPI	RPI
DIV. I ONLY	21- 9	60	8-2	58	102	46	46	13	13	
DIV. I NON-CONF.	8- 4	90	0	55	19	56	56	16	16	
TOTALS	RPI 1-25	RPI 26-50	W-L RECORDS	RPI 51-100	RPI 101-150	RPI 150+				
21- 9	1- 2	1- 3	OVERALL	3- 2	2- 1	14- 1				
12- 3	1- 1	1- 1	HOME	2- 0	0- 1	8- 0				
8- 4	0- 0	0- 1	AWAY	1- 2	1- 0	6- 1				
1- 2	0- 1	0- 1	NEUTRAL	0- 0	1- 0	0- 0				
8- 4	1- 2	0- 1	NON-CONFERENCE	1- 1	1- 0	5- 0				
5- 1	1- 1	0- 0	HOME	1- 0	0- 0	3- 0				
2- 1	0- 0	0- 0	AWAY	0- 1	0- 0	2- 0				
1- 2	0- 1	0- 1	NEUTRAL	0- 0	1- 0	0- 0				
13- 5	0- 0	1- 2	CONFERENCE	2- 1	1- 1	9- 1				
7- 2	0- 0	1- 1	HOME	1- 0	0- 1	5- 0				
6- 3	0- 0	0- 1	AWAY	1- 1	1- 0	4- 1				
0- 0	0- 0	0- 0	NEUTRAL	0- 0	0- 0	0- 0				

RPI 1-25				RPI 26-50				Team's RPI: 46				RPI 51-100				RPI 101+			
RPI	S	Opponent	Score	RPI	S	Opponent	Score	RPI	S	Opponent	Score	RPI	S	Opponent	Score	RPI	S	Opponent	Score
12	N	Gonzaga	50 62	31	A	Western Ky.	63 71	53	A	Rice	60 77	108	A	UAB	62 52				
19	H	TCU	82 70	31	H	Western Ky.	108 103	54	A	Belmont	57 68	108	H	UAB	59 61				
24	H	Kentucky	52 67	33	H	Old Dominion	56 67	60	A	Charlotte	79 74	114	N	Auburn	73 50				
				40	N	Arizona St.	60 61	60	H	Charlotte	83 59	175	A	Tulane	64 62				
								89	H	VCU	86 63	196	H	Furman	78 62				
												205	H	Tennessee Tech	64 58				
												208	H	Fla. Atlantic	81 66				
												209	A	UTEP	92 80				
												209	H	UTEP	76 60				
												212	A	Southern Miss.	77 69				
												235	A	North Texas	80 60				
												235	H	North Texas	74 63				
												240	A	Marshall	75 55				
												242	A	East Carolina	68 66				
												247	H	Lipscomb	70 49				
												248	A	Louisiana Tech	60 78				
												310	H	FIU	72 56				
												321	H	UTSA	69 48				
LAST 10 Division I																			
				60	A	Charlotte	79 74					108	A	UAB	62 52				
				235	H	North Texas	74 63					53	A	Rice	60 77				
				31	H	Western Ky.	108 103					235	A	North Texas	80 60				
				209	A	UTEP	92 80					321	H	UTSA	69 48				
				108	H	UAB	59 61					209	H	UTEP	76 60				

Non-Div I Games:

Middle Tenn.

■ Loss, 
 ■ Non-Conf, S Site, 
 ■ Home 
 ■ Away 
 N Neutral

Average RPI Win:	154	WON-LOST	WINNING	LAST 10	STRENGTH OF	OPP. STRENGTH	TEAM	ADJ.	CONF.	ADJ CONF.
Average RPI Loss:	45	RECORD	PCT. RANK	GAMES	SCHEDULE	OF SCHEDULE	RPI	RPI	RPI	RPI
DIV. I ONLY	22- 9	54	6-4	103	21	47	47	2	2	
DIV. I NON-CONF.	10- 1	20	0	226	125	44	44	1	1	
TOTALS	RPI 1-25	RPI 26-50	W-L RECORDS	RPI 51-100	RPI 101-150	RPI 150+				
22- 9	2- 4	2- 2	OVERALL	3- 1	5- 2	10- 0				
14- 2	2- 1	1- 0	HOME	2- 0	2- 1	7- 0				
5- 6	0- 2	1- 2	AWAY	0- 1	1- 1	3- 0				
3- 1	0- 1	0- 0	NEUTRAL	1- 0	2- 0	0- 0				
10- 1	0- 0	0- 1	NON-CONFERENCE	2- 0	2- 0	6- 0				
7- 0	0- 0	0- 0	HOME	1- 0	1- 0	5- 0				
1- 1	0- 0	0- 1	AWAY	0- 0	0- 0	1- 0				
2- 0	0- 0	0- 0	NEUTRAL	1- 0	1- 0	0- 0				
12- 8	2- 4	2- 1	CONFERENCE	1- 1	3- 2	4- 0				
7- 2	2- 1	1- 0	HOME	1- 0	1- 1	2- 0				
4- 5	0- 2	1- 1	AWAY	0- 1	1- 1	2- 0				
1- 1	0- 1	0- 0	NEUTRAL	0- 0	1- 0	0- 0				

RPI 1-25				RPI 26-50				Team's RPI: 47	RPI 51-100				RPI 101+			
RPI	S	Opponent	Score	RPI	S	Opponent	Score		RPI	S	Opponent	Score	RPI	S	Opponent	Score
3	A	Maryland	50 79	34	A	Michigan	57 71		75	H	Virginia	73 63	102	A	Michigan St.	53 57
11	A	Northwestern	65 82	34	H	Michigan	62 41		79	N	Georgia Tech	46 43	102	H	Michigan St.	55 66
14	H	Indiana	56 66	35	A	LSU	58 64		90	H	Nebraska	69 65	120	H	Harvard	74 46
14	N	Indiana	60 78	45	A	Purdue	59 53		91	A	Minnesota	71 73	127	N	Vanderbilt	62 56
15	H	Iowa	78 74										150	A	Wisconsin	64 61
17	H	Ohio St.	59 57										150	H	Wisconsin	63 43
													150	N	Wisconsin	63 55
													192	H	Towson	67 53
													202	A	Illinois	75 51
													202	H	Illinois	72 41
													211	A	South Alabama	77 56
													219	A	Penn St.	62 57
													219	H	Penn St.	72 39
													225	H	Southern U.	78 58
													240	H	Marshall	66 41
													282	H	Niagara	87 37
													337	H	Coppin St.	107 33
LAST 10 Division I																
		14 N Indiana	60 78			11 A Northwestern	65 82									
		150 N Wisconsin	63 55			34 H Michigan	62 41									
		15 H Iowa	78 74			102 A Michigan St.	53 57									
		150 H Wisconsin	63 43			3 A Maryland	50 79									
		17 H Ohio St.	59 57			219 H Penn St.	72 39									

Non-Div I Games:

Rutgers

Average RPI Win:	217	WON-LOST	WINNING	LAST 10	STRENGTH OF	OPP. STRENGTH	TEAM	ADJ.	CONF.	ADJ CONF.
Average RPI Loss:	70	RECORD	PCT. RANK	GAMES	SCHEDULE	OF SCHEDULE	RPI	RPI	RPI	RPI
DIV. I ONLY	22- 10	65	8-2	68	212	48	48	20	20	
DIV. I NON-CONF.	4- 7	225	0	11	12	110	110	23	23	
TOTALS	RPI 1-25	RPI 26-50	W-L RECORDS	RPI 51-100	RPI 101-150	RPI 150+				
22- 10	0- 3	0- 1	OVERALL	3- 4	0- 1	19- 1				
13- 1	0- 1	0- 0	HOME	3- 0	0- 0	10- 0				
7- 8	0- 2	0- 1	AWAY	0- 3	0- 1	7- 1				
2- 1	0- 0	0- 0	NEUTRAL	0- 1	0- 0	2- 0				
4- 7	0- 3	0- 1	NON-CONFERENCE	1- 2	0- 1	3- 0				
4- 1	0- 1	0- 0	HOME	1- 0	0- 0	3- 0				
0- 6	0- 2	0- 1	AWAY	0- 2	0- 1	0- 0				
0- 0	0- 0	0- 0	NEUTRAL	0- 0	0- 0	0- 0				
18- 3	0- 0	0- 0	CONFERENCE	2- 2	0- 0	16- 1				
9- 0	0- 0	0- 0	HOME	2- 0	0- 0	7- 0				
7- 2	0- 0	0- 0	AWAY	0- 1	0- 0	7- 1				
2- 1	0- 0	0- 0	NEUTRAL	0- 1	0- 0	2- 0				

RPI 1-25					RPI 26-50					Team's RPI: 48					RPI 51-100					RPI 101+				
RPI	S	Opponent	Score		RPI	S	Opponent	Score		RPI	S	Opponent	Score		RPI	S	Opponent	Score						
7	H	Louisville	63	71	30	A	Arkansas	46	96	54	H	Belmont	74	57	105	A	Southern Ill.	59	70					
10	A	Mississippi St.	46	82						59	H	IUPUI	57	51	152	H	Samford	80	75					
12	A	Gonzaga	55	78						74	A	Illinois St.	47	70	174	A	Austin Peay	69	61					
										86	A	Saint Louis	50	56	174	H	Austin Peay	65	61					
										88	A	Southeast Mo. St.	69	71	200	A	Eastern Ill.	70	74					
										88	H	Southeast Mo. St.	78	72	200	H	Eastern Ill.	88	64					
										88	N	Southeast Mo. St.	47	67	200	N	Eastern Ill.	63	52					
															205	A	Tennessee Tech	86	65					
															205	H	Tennessee Tech	71	62					
															207	H	Chattanooga	78	51					
															241	A	Murray St.	89	64					
															241	H	Murray St.	98	56					
															241	N	Murray St.	88	33					
															247	H	Lipscomb	83	67					
															250	A	Jacksonville St.	73	56					
															250	H	Jacksonville St.	86	72					
															286	A	Morehead St.	82	64					
															294	A	Eastern Ky.	65	50					
															334	H	Tennessee St.	88	71					
															338	A	SIUE	79	39					
															338	H	SIUE	75	58					
LAST 10 Division I																								

Non-Div I Games:

UT Martin

■ Loss, 
 ■ Non-Conf, S Site, 
 ■ Home 
 ■ Away 
 N Neutral



Average RPI Win: <b>199</b>	WON-LOST	WINNING	LAST 10	STRENGTH OF	OPP. STRENGTH	TEAM	ADJ.	CONF.	ADJ CONF.
Average RPI Loss: <b>142</b>	RECORD	PCT. RANK	GAMES	SCHEDULE	OF SCHEDULE	RPI	RPI	RPI	RPI
DIV. I ONLY	24- 6	24	9-1	183	166	49	49	16	16
DIV. I NON-CONF.	7- 4	100	0	155	173	98	98	15	15
TOTALS	RPI 1-25	RPI 26-50	W-L RECORDS	RPI 51-100	RPI 101-150	RPI 150+			
24- 6	0- 0	1- 0	OVERALL	1- 2	7- 2	15- 2			
13- 1	0- 0	1- 0	HOME	0- 0	4- 1	8- 0			
9- 5	0- 0	0- 0	AWAY	0- 2	3- 1	6- 2			
2- 0	0- 0	0- 0	NEUTRAL	1- 0	0- 0	1- 0			
7- 4	0- 0	1- 0	NON-CONFERENCE	1- 2	0- 1	5- 1			
3- 1	0- 0	1- 0	HOME	0- 0	0- 1	2- 0			
2- 3	0- 0	0- 0	AWAY	0- 2	0- 0	2- 1			
2- 0	0- 0	0- 0	NEUTRAL	1- 0	0- 0	1- 0			
17- 2	0- 0	0- 0	CONFERENCE	0- 0	7- 1	10- 1			
10- 0	0- 0	0- 0	HOME	0- 0	4- 0	6- 0			
7- 2	0- 0	0- 0	AWAY	0- 0	3- 1	4- 1			
0- 0	0- 0	0- 0	NEUTRAL	0- 0	0- 0	0- 0			

RPI 1-25				RPI 26-50				Team's RPI: 49				RPI 51-100				RPI 101+			
RPI	S	Opponent	Score	RPI	S	Opponent	Score	RPI	S	Opponent	Score	RPI	S	Opponent	Score	RPI	S	Opponent	Score
				39	H	Drexel	60 49					61	N	Cincinnati	56 48	107	A	Lehigh	71 50
												73	A	Stony Brook	73 78	107	H	Lehigh	67 56
												75	A	Virginia	60 84	116	H	Temple	61 72
																122	A	Holy Cross	51 40
																122	H	Holy Cross	63 45
																126	A	Colgate	76 65
																126	H	Colgate	66 43
																128	A	Boston U.	48 52
																128	H	Boston U.	55 53
																169	A	Lafayette	57 47
																169	H	Lafayette	50 36
																180	A	Quinnipiac	69 76
																203	A	American	60 57
																203	H	American	68 43
																252	A	George Mason	64 51
																263	N	Howard	70 60
																268	A	Army West Point	63 52
																268	H	Army West Point	77 46
																268	H	Army West Point	87 61
																276	A	Saint Francis (PA)	70 46
																278	A	Loyola Maryland	50 60
																278	H	Loyola Maryland	66 42
																281	H	Monmouth	71 37
																299	H	St. Bonaventure	68 60
																320	A	Navy	61 34
																320	H	Navy	75 65

## LAST 10 Division I

268	H	Army West Point	87	61	122	H	Holy Cross	63	45
169	A	Lafayette	57	47	203	A	American	60	57
128	H	Boston U.	55	53	320	H	Navy	75	65
126	A	Colgate	76	65	278	H	Loyola Maryland	66	42
107	H	Lehigh	67	56	128	A	Boston U.	48	52

Non-Div I Games:

Bucknell

■ Loss, 
 ■ Non-Conf, 
 ■ S Site, 
 ■ H Home 
 ■ A Away 
 N Neutral

Average RPI Win: <b>189</b>	WON-LOST	WINNING	LAST 10	STRENGTH OF	OPP. STRENGTH	TEAM	ADJ.	CONF.	ADJ CONF.
Average RPI Loss: <b>49</b>	RECORD	PCT. RANK	GAMES	SCHEDULE	OF SCHEDULE	RPI	RPI	RPI	RPI
DIV. I ONLY	21- 7	40	6-4	147	93	50	50	8	8
DIV. I NON-CONF.	8- 2	51	0	281	167	94	94	7	7
TOTALS	RPI 1-25	RPI 26-50	W-L RECORDS	RPI 51-100	RPI 101-150	RPI 150+			
21- 7	1- 3	0- 1	OVERALL	3- 2	4- 1	13- 0			
11- 1	1- 1	0- 0	HOME	2- 0	2- 0	6- 0			
7- 5	0- 2	0- 1	AWAY	1- 1	1- 1	5- 0			
3- 1	0- 0	0- 0	NEUTRAL	0- 1	1- 0	2- 0			
8- 2	0- 0	0- 1	NON-CONFERENCE	0- 1	1- 0	7- 0			
3- 0	0- 0	0- 0	HOME	0- 0	0- 0	3- 0			
2- 1	0- 0	0- 1	AWAY	0- 0	0- 0	2- 0			
3- 1	0- 0	0- 0	NEUTRAL	0- 1	1- 0	2- 0			
13- 5	1- 3	0- 0	CONFERENCE	3- 1	3- 1	6- 0			
8- 1	1- 1	0- 0	HOME	2- 0	2- 0	3- 0			
5- 4	0- 2	0- 0	AWAY	1- 1	1- 1	3- 0			
0- 0	0- 0	0- 0	NEUTRAL	0- 0	0- 0	3- 0			

RPI 1-25				RPI 26-50				Team's RPI: 50				RPI 51-100				RPI 101+			
RPI	S	Opponent	Score	RPI	S	Opponent	Score	RPI	S	Opponent	Score	RPI	S	Opponent	Score	RPI	S	Opponent	Score
8	A	Missouri St.	56 90	34	A	Michigan	57 77	67	A	UNI	57 64	105	A	Southern Ill.	50 64				
8	H	Missouri St.	66 69					67	H	UNI	61 47	105	H	Southern Ill.	61 57				
25	A	Drake	72 85					74	A	Illinois St.	66 62	124	N	Richmond	61 57				
25	H	Drake	77 76					74	H	Illinois St.	76 61	133	A	Valparaiso	75 61				
								97	N	Liberty	63 75	133	H	Valparaiso	90 69				
												155	A	Loyola Chicago	60 47				
												155	H	Loyola Chicago	71 50				
												157	H	Jackson St.	78 69				
												216	A	Western Ill.	84 49				
												231	H	Miami (OH)	79 68				
												252	N	George Mason	61 59				
												257	H	North Dakota St.	70 64				
												275	A	Indiana St.	68 59				
												275	H	Indiana St.	91 75				
												289	A	Oakland	74 58				
												315	N	Eastern Wash.	66 46				
												330	A	Evansville	71 53				
												330	H	Evansville	82 51				
LAST 10 Division I																			
330	A	Evansville	71 53	25	A	Drake	72 85												
275	A	Indiana St.	68 59	155	H	Loyola Chicago	71 50												
8	H	Missouri St.	66 69	133	H	Valparaiso	90 69												
105	H	Southern Ill.	61 57	74	A	Illinois St.	66 62												
67	A	UNI	57 64	105	A	Southern Ill.	50 64												

Non-Div I Games: Eureka

101 39

Bradley

Creighton

Through Games Of March 11, 2020

Average RPI Win: <b>150</b>	WON-LOST	WINNING	LAST 10	STRENGTH OF	OPP. STRENGTH	TEAM	ADJ.	CONF.	ADJ CONF.
Average RPI Loss: <b>52</b>	RECORD	PCT. RANK	GAMES	SCHEDULE	OF SCHEDULE	RPI	RPI	RPI	RPI
DIV. I ONLY	<b>19- 11</b>	<b>87</b>	<b>6-4</b>	<b>69</b>	<b>60</b>	<b>51</b>	<b>51</b>	<b>6</b>	<b>6</b>
DIV. I NON-CONF.	<b>8- 3</b>	<b>68</b>	<b>0</b>	<b>47</b>	<b>26</b>	<b>19</b>	<b>19</b>	<b>6</b>	<b>6</b>
TOTALS	RPI 1-25	RPI 26-50	W-L RECORDS	RPI 51-100	RPI 101-150	RPI 150+			
19- 11	2- 3	0- 2	OVERALL	7- 4	1- 2	9- 0			
10- 3	1- 1	0- 0	HOME	4- 1	0- 1	5- 0			
7- 7	1- 2	0- 2	AWAY	2- 2	0- 1	4- 0			
2- 1	0- 0	0- 0	NEUTRAL	1- 1	1- 0	0- 0			
8- 3	0- 1	0- 2	NON-CONFERENCE	4- 0	1- 0	3- 0			
4- 0	0- 0	0- 0	HOME	2- 0	0- 0	2- 0			
2- 3	0- 1	0- 2	AWAY	1- 0	0- 0	1- 0			
2- 0	0- 0	0- 0	NEUTRAL	1- 0	1- 0	0- 0			
11- 8	2- 2	0- 0	CONFERENCE	3- 4	0- 2	6- 0			
6- 3	1- 1	0- 0	HOME	2- 1	0- 1	3- 0			
5- 4	1- 1	0- 0	AWAY	1- 2	0- 1	3- 0			
0- 1	0- 0	0- 0	NEUTRAL	0- 1	0- 0	0- 0			

RPI 1-25				RPI 26-50				RPI 51-100 Team's RPI: 51				RPI 101+			
RPI	S	Opponent	Score	RPI	S	Opponent	Score	RPI	S	Opponent	Score	RPI	S	Opponent	Score
18	A	DePaul	63 61	26	A	South Dakota	65 <b>72</b>	58	A	St. John's (NY)	58 <b>63</b>	101	A	Butler	61 <b>76</b>
18	H	DePaul	71 <b>74</b>	40	A	Arizona St.	55 <b>70</b>	58	H	St. John's (NY)	70 <b>77</b>	101	H	Butler	67 <b>73</b>
23	A	Marquette	50 <b>52</b>					58	N	St. John's (NY)	54 <b>70</b>	116	N	Temple	69 59
23	H	Marquette	72 62					63	A	Seton Hall	70 <b>82</b>	166	H	Wichita St.	56 46
25	A	Drake	53 <b>63</b>					63	H	Seton Hall	78 66	187	A	Providence	77 68
								67	H	UNI	57 54	187	H	Providence	72 63
								70	N	West Virginia	82 75	256	A	Georgetown	65 56
								71	H	South Dakota St.	61 48	256	H	Georgetown	95 78
								84	A	Villanova	58 42	257	H	North Dakota St.	70 59
								84	H	Villanova	67 47	270	A	Xavier	76 62
								90	A	Nebraska	79 74	270	H	Xavier	62 55
												313	A	Omaha	67 54
LAST 10 Division I															
		58	N	St. John's (NY)	54	<b>70</b>	63	H	Seton Hall	78	66				
		256	H	Georgetown	95	78	58	H	St. John's (NY)	70	<b>77</b>				
		84	H	Villanova	67	47	187	A	Providence	77	68				
		270	A	Xavier	76	62	23	A	Marquette	50	<b>52</b>				
		101	A	Butler	61	<b>76</b>	18	A	DePaul	63	61				

Non-Div I Games:

Creighton

Loss, Non-Conf, S Site, H Home A Away N Neutral

Average RPI Win:	190	WON-LOST	WINNING	LAST 10	STRENGTH OF	OPP. STRENGTH	TEAM	ADJ.	CONF.	ADJ CONF.
Average RPI Loss:	64	RECORD	PCT. RANK	GAMES	SCHEDULE	OF SCHEDULE	RPI	RPI	RPI	RPI
DIV. I ONLY	19- 8	58	5-5	81	126	52	52	7	7	
DIV. I NON-CONF.	10- 3	57	0	160	222	62	62	8	8	
TOTALS	RPI 1-25	RPI 26-50	W-L RECORDS	RPI 51-100	RPI 101-150	RPI 150+				
19- 8	0- 3	0- 0	OVERALL	2- 2	4- 3	13- 0				
9- 4	0- 1	0- 0	HOME	0- 2	1- 1	8- 0				
9- 4	0- 2	0- 0	AWAY	1- 0	3- 2	5- 0				
1- 0	0- 0	0- 0	NEUTRAL	1- 0	0- 0	0- 0				
10- 3	0- 1	0- 0	NON-CONFERENCE	1- 1	2- 1	7- 0				
5- 1	0- 0	0- 0	HOME	0- 1	0- 0	5- 0				
4- 2	0- 1	0- 0	AWAY	0- 0	2- 1	2- 0				
1- 0	0- 0	0- 0	NEUTRAL	1- 0	0- 0	0- 0				
9- 5	0- 2	0- 0	CONFERENCE	1- 1	2- 2	6- 0				
4- 3	0- 1	0- 0	HOME	0- 1	1- 1	3- 0				
5- 2	0- 1	0- 0	AWAY	1- 0	1- 1	3- 0				
0- 0	0- 0	0- 0	NEUTRAL	0- 0	0- 0	0- 0				

RPI 1-25				RPI 26-50				RPI 51-100 Team's RPI: 52				RPI 101+			
RPI	S	Opponent	Score	RPI	S	Opponent	Score	RPI	S	Opponent	Score	RPI	S	Opponent	Score
9	A	Princeton	49 64					56	A	Penn	71 54	119	A	Columbia	85 60
9	H	Princeton	39 55					56	H	Penn	51 53	119	H	Columbia	65 74
13	A	UCLA	65 100					58	H	St. John's (NY)	66 80	120	A	Harvard	57 66
								65	N	Fresno St.	87 67	120	H	Harvard	60 58
												126	A	Colgate	67 70
												144	A	Northeastern	78 63
												147	A	North Carolina	66 63
												168	A	Dartmouth	67 47
												168	H	Dartmouth	60 42
												180	H	Quinnipiac	63 59
												187	H	Providence	82 79
												190	A	Cornell	74 67
												190	H	Cornell	65 51
												213	A	UMass Lowell	67 59
												223	A	Brown	73 40
												223	H	Brown	79 72
												285	H	Sacred Heart	87 40
												298	A	LMU (CA)	81 65
												303	H	Wagner	87 68
												326	H	Mercer	68 60
LAST 10 Division I															
120	H	Harvard	60 58	190	H	Cornell	65 51								
168	H	Dartmouth	60 42	56	H	Penn	51 53								
9	A	Princeton	49 64	9	H	Princeton	39 55								
56	A	Penn	71 54	168	A	Dartmouth	67 47								
119	H	Columbia	65 74	120	A	Harvard	57 66								

Non-Div I Games:

Yale

■ Loss, 
 ■ Non-Conf, S Site, 
 ■ Home 
 ■ Away 
 N Neutral

Average RPI Win:	204	WON-LOST	WINNING	LAST 10	STRENGTH OF	OPP. STRENGTH	TEAM	ADJ.	CONF.	ADJ CONF.
Average RPI Loss:	84	RECORD	PCT. RANK	GAMES	SCHEDULE	OF SCHEDULE	RPI	RPI	RPI	RPI
DIV. I ONLY	21- 8	50	8-2	111	147	53	53	13	13	
DIV. I NON-CONF.	5- 6	187	0	183	150	203	203	16	16	
TOTALS	RPI 1-25	RPI 26-50	W-L RECORDS	RPI 51-100	RPI 101-150	RPI 150+				
21- 8	0- 1	3- 2	OVERALL	0- 3	2- 1	16- 1				
13- 1	0- 1	3- 0	HOME	0- 0	1- 0	9- 0				
8- 5	0- 0	0- 1	AWAY	0- 2	1- 1	7- 1				
0- 2	0- 0	0- 1	NEUTRAL	0- 1	0- 0	0- 0				
5- 6	0- 1	0- 1	NON-CONFERENCE	0- 2	0- 1	5- 1				
4- 1	0- 1	0- 0	HOME	0- 0	0- 0	4- 0				
1- 3	0- 0	0- 0	AWAY	0- 1	0- 1	1- 1				
0- 2	0- 0	0- 1	NEUTRAL	0- 1	0- 0	0- 0				
16- 2	0- 0	3- 1	CONFERENCE	0- 1	2- 0	11- 0				
9- 0	0- 0	3- 0	HOME	0- 0	1- 0	5- 0				
7- 2	0- 0	0- 1	AWAY	0- 1	1- 0	6- 0				
0- 0	0- 0	0- 0	NEUTRAL	0- 0	0- 0	0- 0				

RPI 1-25				RPI 26-50				RPI 51-100 Team's RPI: 53				RPI 101+			
RPI	S	Opponent	Score	RPI	S	Opponent	Score	RPI	S	Opponent	Score	RPI	S	Opponent	Score
21	H	Texas A&M	61 62	31	H	Western Ky.	73 65	60	A	Charlotte	51 62	108	A	UAB	74 65
				33	A	Old Dominion	59 66	68	A	Oklahoma St.	38 69	108	H	UAB	64 53
				33	H	Old Dominion	73 70	79	N	Georgia Tech	52 54	136	A	Texas Southern	56 63
				38	N	Virginia Tech	45 54					164	H	Northern Ariz.	71 57
				46	H	Middle Tenn.	77 60					206	H	Little Rock	66 40
												208	A	Fla. Atlantic	78 69
												209	A	UTEP	69 61
												209	H	UTEP	82 59
												212	H	Southern Miss.	75 64
												233	A	SMU	43 55
												235	A	North Texas	67 52
												235	H	North Texas	69 66
												240	H	Marshall	81 43
												248	A	Louisiana Tech	73 60
												248	H	Louisiana Tech	60 47
												255	H	Nicholls St.	71 47
												306	H	Prairie View	77 55
												310	A	FIU	68 47
												321	A	UTSA	74 62
												347	A	McNeese	81 50
LAST 10 Division I															
				33	H	Old Dominion	73 70	60	A	Charlotte	51 62				
				209	H	UTEP	82 59	33	A	Old Dominion	59 66				
				248	A	Louisiana Tech	73 60	46	H	Middle Tenn.	77 60				
				108	A	UAB	74 65	108	H	UAB	64 53				
				235	H	North Texas	69 66	235	A	North Texas	67 52				

Non-Div I Games:

Rice

■ Loss, 
 ■ Non-Conf, S Site, 
 ■ Home 
 ■ Away 
 N Neutral

Belmont

Through Games Of March 11, 2020

Average RPI Win:	220	WON-LOST	WINNING	LAST 10	STRENGTH OF	OPP. STRENGTH	TEAM	ADJ.	CONF.	ADJ CONF.
Average RPI Loss:	73	RECORD	PCT. RANK	GAMES	SCHEDULE	OF SCHEDULE	RPI	RPI	RPI	RPI
DIV. I ONLY	22- 9	54	9-1	109	183	54	54	20	20	
DIV. I NON-CONF.	5- 6	187	0	17	7	73	73	23	23	
TOTALS	RPI 1-25	RPI 26-50	W-L RECORDS	RPI 51-100	RPI 101-150	RPI 150+				
22- 9	0- 2	2- 4	OVERALL	1- 1	0- 1	19- 1				
13- 0	0- 0	2- 0	HOME	0- 0	0- 0	11- 0				
8- 6	0- 1	0- 3	AWAY	1- 0	0- 1	7- 1				
1- 3	0- 1	0- 1	NEUTRAL	0- 1	0- 0	1- 0				
5- 6	0- 2	2- 3	NON-CONFERENCE	0- 0	0- 1	3- 0				
4- 0	0- 0	2- 0	HOME	0- 0	0- 0	2- 0				
1- 4	0- 1	0- 2	AWAY	0- 0	0- 1	1- 0				
0- 2	0- 1	0- 1	NEUTRAL	0- 0	0- 0	0- 0				
17- 3	0- 0	0- 1	CONFERENCE	1- 1	0- 0	16- 1				
9- 0	0- 0	0- 0	HOME	0- 0	0- 0	9- 0				
7- 2	0- 0	0- 1	AWAY	1- 0	0- 0	6- 1				
1- 1	0- 0	0- 0	NEUTRAL	0- 1	0- 0	1- 0				

RPI	S	Opponent	Score	RPI	S	Opponent	Score	RPI	S	Opponent	Score	RPI	S	Opponent	Score
3	N	Maryland	26 90	30	A	Arkansas	60 91	88	A	Southeast Mo. St.	57 45	148	A	Toledo	48 53
23	A	Marquette	51 53	31	A	Western Ky.	46 77	88	N	Southeast Mo. St.	99 114	174	A	Austin Peay	53 52
				37	H	UCF	72 37					174	H	Austin Peay	69 46
				38	N	Virginia Tech	58 60					174	N	Austin Peay	76 73
				46	H	Middle Tenn.	68 57					185	H	Northern Ky.	62 45
				48	A	UT Martin	57 74					200	H	Eastern Ill.	69 45
												205	A	Tennessee Tech	59 47
												205	H	Tennessee Tech	68 52
												207	H	Chattanooga	63 50
												241	A	Murray St.	86 56
												241	H	Murray St.	70 53
												247	A	Lipscomb	69 68
												250	A	Jacksonville St.	41 60
												250	H	Jacksonville St.	61 49
												286	A	Morehead St.	63 56
												286	H	Morehead St.	71 62
												294	A	Eastern Ky.	85 46
												294	H	Eastern Ky.	68 48
												334	A	Tennessee St.	84 51
												334	H	Tennessee St.	70 58
												338	H	SIUE	69 48
LAST 10 Division I															
				88	N	Southeast Mo. St.	99 114	286	A	Morehead St.	63 56				
				174	N	Austin Peay	76 73	250	H	Jacksonville St.	61 49				
				334	A	Tennessee St.	84 51	334	H	Tennessee St.	70 58				
				205	H	Tennessee Tech	68 52	174	H	Austin Peay	69 46				
				294	A	Eastern Ky.	85 46	241	H	Murray St.	70 53				

Non-Div I Games:

Belmont

Loss, Non-Conf, S Site, H Home A Away N Neutral

Average RPI Win:	234	WON-LOST	WINNING	LAST 10	STRENGTH OF	OPP. STRENGTH	TEAM	ADJ.	CONF.	ADJ CONF.
Average RPI Loss:	88	RECORD	PCT. RANK	GAMES	SCHEDULE	OF SCHEDULE	RPI	RPI	RPI	RPI
DIV. I ONLY	26- 4	13	10-0	219	236	55	55	24	24	
DIV. I NON-CONF.	7- 2	53	0	70	57	37	37	25	25	
TOTALS	RPI 1-25	RPI 26-50	W-L RECORDS	RPI 51-100	RPI 101-150	RPI 150+				
26- 4	0- 2	0- 0	OVERALL	1- 1	4- 0	21- 1				
12- 2	0- 1	0- 0	HOME	0- 1	1- 0	11- 0				
11- 2	0- 1	0- 0	AWAY	1- 0	2- 0	8- 1				
3- 0	0- 0	0- 0	NEUTRAL	0- 0	1- 0	2- 0				
7- 2	0- 2	0- 0	NON-CONFERENCE	0- 0	4- 0	3- 0				
3- 1	0- 1	0- 0	HOME	0- 0	1- 0	2- 0				
2- 1	0- 1	0- 0	AWAY	0- 0	2- 0	0- 0				
2- 0	0- 0	0- 0	NEUTRAL	0- 0	1- 0	1- 0				
19- 2	0- 0	0- 0	CONFERENCE	1- 1	0- 0	18- 1				
9- 1	0- 0	0- 0	HOME	0- 1	0- 0	9- 0				
9- 1	0- 0	0- 0	AWAY	1- 0	0- 0	8- 1				
1- 0	0- 0	0- 0	NEUTRAL	0- 0	0- 0	1- 0				

RPI S	Opponent	Score	RPI S	Opponent	Score	RPI S	Opponent	Score	RPI S	Opponent	Score
9	H Princeton	50 62				93	A Rider	63 58	112	A UT Arlington	73 57
22	A Central Mich.	54 77				93	H Rider	72 76	113	H Green Bay	72 60
									121	N North Florida	69 54
									128	A Boston U.	89 75
									180	A Quinnipiac	64 51
									180	H Quinnipiac	73 60
									182	H Elon	63 55
									186	A Manhattan	71 66
									186	H Manhattan	74 53
									228	A Fairfield	48 52
									228	H Fairfield	75 45
									247	N Lipscomb	74 63
									264	A Iona	73 56
									264	H Iona	59 47
									273	A Siena	78 55
									273	H Siena	81 69
									281	A Monmouth	74 53
									281	H Monmouth	76 66
									281	N Monmouth	68 44
									282	A Niagara	94 67
									282	H Niagara	82 57
									314	H Albany (NY)	76 52
									322	A Saint Peter's	82 60
									322	H Saint Peter's	96 76
									340	A Canisius	90 59
									340	H Canisius	86 72

Non-Div I Games:

Marist

■ Loss, 
 ■ Non-Conf, 
 S Site, 
 ■ Home 
 ■ Away 
 N Neutral

Average RPI Win:	194	WON-LOST	WINNING	LAST 10	STRENGTH OF	OPP. STRENGTH	TEAM	ADJ.	CONF.	ADJ CONF.
Average RPI Loss:	60	RECORD	PCT. RANK	GAMES	SCHEDULE	OF SCHEDULE	RPI	RPI	RPI	RPI
DIV. I ONLY	19- 7	49	8-2	149	90	56	56	7	7	
DIV. I NON-CONF.	9- 3	63	0	304	104	102	102	8	8	
TOTALS	RPI 1-25	RPI 26-50	W-L RECORDS	RPI 51-100	RPI 101-150	RPI 150+				
19- 7	0- 2	1- 1	OVERALL	1- 2	3- 2	14- 0				
10- 2	0- 1	1- 0	HOME	0- 1	2- 0	7- 0				
9- 5	0- 1	0- 1	AWAY	1- 1	1- 2	7- 0				
0- 0	0- 0	0- 0	NEUTRAL	0- 0	0- 0	0- 0				
9- 3	0- 0	1- 1	NON-CONFERENCE	0- 1	0- 1	8- 0				
5- 0	0- 0	1- 0	HOME	0- 0	0- 0	4- 0				
4- 3	0- 0	0- 1	AWAY	0- 1	0- 1	4- 0				
0- 0	0- 0	0- 0	NEUTRAL	0- 0	0- 0	0- 0				
10- 4	0- 2	0- 0	CONFERENCE	1- 1	3- 1	6- 0				
5- 2	0- 1	0- 0	HOME	0- 1	2- 0	3- 0				
5- 2	0- 1	0- 0	AWAY	1- 0	1- 1	3- 0				
0- 0	0- 0	0- 0	NEUTRAL	0- 0	0- 0	0- 0				

RPI 1-25				RPI 26-50				RPI 51-100 Team's RPI: 56				RPI 101+			
RPI	S	Opponent	Score	RPI	S	Opponent	Score	RPI	S	Opponent	Score	RPI	S	Opponent	Score
9	A	Princeton	44 80	27	A	Duke	50 66	52	A	Yale	53 51	116	A	Temple	72 76
9	H	Princeton	55 75	39	H	Drexel	53 49	52	H	Yale	54 71	119	A	Columbia	51 36
								84	A	Villanova	58 70	119	H	Columbia	86 84
												120	A	Harvard	51 58
												120	H	Harvard	70 48
												168	A	Dartmouth	66 33
												168	H	Dartmouth	67 31
												190	A	Cornell	67 46
												190	H	Cornell	63 41
												194	A	La Salle	65 49
												199	A	Hawaii	70 55
												223	A	Brown	85 73
												223	H	Brown	74 60
												227	H	Stetson	81 41
												237	A	Saint Joseph's	55 45
												264	H	Iona	74 42
												273	H	Siena	92 44
												331	A	NJIT	85 51
												345	H	Hartford	74 46
LAST 10 Division I															
119	A	Columbia	51 36	120	H	Harvard	70 48								
190	A	Cornell	67 46	168	H	Dartmouth	67 31								
223	H	Brown	74 60	52	A	Yale	53 51								
52	H	Yale	54 71	223	A	Brown	85 73								
9	A	Princeton	44 80	190	H	Cornell	63 41								

Non-Div I Games: Chaminade 90 39

Penn



Average RPI Win:	220	WON-LOST	WINNING	LAST 10	STRENGTH OF	OPP. STRENGTH	TEAM	ADJ.	CONF.	ADJ CONF.
Average RPI Loss:	77	RECORD	PCT. RANK	GAMES	SCHEDULE	OF SCHEDULE	RPI	RPI	RPI	RPI
DIV. I ONLY	23- 6	27	10-0	163	187	57	57	18	18	
DIV. I NON-CONF.	2- 5	259	0	29	53	141	141	17	17	
TOTALS	RPI 1-25	RPI 26-50	W-L RECORDS	RPI 51-100	RPI 101-150	RPI 150+				
23- 6	0- 2	0- 0	OVERALL	1- 3	0- 0	22- 1				
10- 2	0- 1	0- 0	HOME	0- 1	0- 0	10- 0				
11- 2	0- 0	0- 0	AWAY	1- 2	0- 0	10- 0				
2- 2	0- 1	0- 0	NEUTRAL	0- 0	0- 0	2- 1				
2- 5	0- 2	0- 0	NON-CONFERENCE	0- 2	0- 0	2- 1				
1- 1	0- 1	0- 0	HOME	0- 0	0- 0	1- 0				
1- 2	0- 0	0- 0	AWAY	0- 2	0- 0	1- 0				
0- 2	0- 1	0- 0	NEUTRAL	0- 0	0- 0	0- 1				
21- 1	0- 0	0- 0	CONFERENCE	1- 1	0- 0	20- 0				
9- 1	0- 0	0- 0	HOME	0- 1	0- 0	9- 0				
10- 0	0- 0	0- 0	AWAY	1- 0	0- 0	9- 0				
2- 0	0- 0	0- 0	NEUTRAL	0- 0	0- 0	2- 0				

RPI 1-25				RPI 26-50				RPI 51-100 Team's RPI: 57				RPI 101+			
RPI	S	Opponent	Score	RPI	S	Opponent	Score	RPI	S	Opponent	Score	RPI	S	Opponent	Score
12	H	Gonzaga	55 70					71	A	South Dakota St.	50 60	159	H	UC Davis	77 65
21	N	Texas A&M	67 78					91	A	Minnesota	60 71	162	A	Montana	66 61
								99	A	Idaho	62 56	162	H	Montana	92 78
								99	H	Idaho	68 69	164	A	Northern Ariz.	72 64
												164	H	Northern Ariz.	73 71
												164	N	Northern Ariz.	76 71
												166	N	Wichita St.	64 66
												170	A	Idaho St.	74 55
												170	H	Idaho St.	67 59
												189	A	Southern Utah	81 65
												189	H	Southern Utah	91 65
												197	A	Portland St.	73 62
												197	H	Portland St.	98 67
												224	A	Northern Colo.	73 63
												224	H	Northern Colo.	91 58
												224	N	Northern Colo.	67 62
												297	A	Seattle U	73 65
												309	A	Sacramento St.	85 48
												309	H	Sacramento St.	113 69
												315	A	Eastern Wash.	89 85
												315	H	Eastern Wash.	79 47
												327	A	Weber St.	102 67
												327	H	Weber St.	81 52
LAST 10 Division I															
				164	N	Northern Ariz.	76 71	309	H	Sacramento St.	113 69				
				224	N	Northern Colo.	67 62	162	H	Montana	92 78				
				224	A	Northern Colo.	73 63	197	H	Portland St.	98 67				
				189	A	Southern Utah	81 65	327	A	Weber St.	102 67				
				164	H	Northern Ariz.	73 71	170	A	Idaho St.	74 55				

Non-Div I Games: Carroll (MT) 67 33 Mont. St.-Northern 93 34

Montana St.

Average RPI Win:	158	WON-LOST	WINNING	LAST 10	STRENGTH OF	OPP. STRENGTH	TEAM	ADJ.	CONF.	ADJ CONF.
Average RPI Loss:	66	RECORD	PCT. RANK	GAMES	SCHEDULE	OF SCHEDULE	RPI	RPI	RPI	RPI
DIV. I ONLY	19- 12	111	6-4	57	75	58	58	6	6	
DIV. I NON-CONF.	7- 4	100	0	66	149	57	57	6	6	
TOTALS	RPI 1-25	RPI 26-50	W-L RECORDS	RPI 51-100	RPI 101-150	RPI 150+				
19- 12	0- 5	0- 2	OVERALL	6- 3	4- 0	9- 2				
11- 3	0- 2	0- 0	HOME	2- 1	3- 0	6- 0				
7- 7	0- 2	0- 2	AWAY	3- 1	1- 0	3- 2				
1- 2	0- 1	0- 0	NEUTRAL	1- 1	0- 0	0- 0				
7- 4	0- 0	0- 2	NON-CONFERENCE	1- 1	2- 0	4- 1				
5- 0	0- 0	0- 0	HOME	0- 0	2- 0	3- 0				
2- 3	0- 0	0- 2	AWAY	1- 0	0- 0	1- 1				
0- 1	0- 0	0- 0	NEUTRAL	0- 1	0- 0	0- 0				
12- 8	0- 5	0- 0	CONFERENCE	5- 2	2- 0	5- 1				
6- 3	0- 2	0- 0	HOME	2- 1	1- 0	3- 0				
5- 4	0- 2	0- 0	AWAY	2- 1	1- 0	2- 1				
1- 1	0- 1	0- 0	NEUTRAL	1- 0	0- 0	0- 0				

RPI 1-25				RPI 26-50				RPI 51-100				Team's RPI: 58		RPI 101+			
RPI	S	Opponent	Score	RPI	S	Opponent	Score	RPI	S	Opponent	Score			RPI	S	Opponent	Score
18	A	DePaul	69 74	28	A	James Madison	73 76	51	A	Creighton	77 70			101	A	Butler	67 42
18	H	DePaul	65 71	32	A	Florida St.	70 74	51	H	Creighton	63 58			101	H	Butler	85 80
23	A	Marquette	85 94					51	N	Creighton	70 54			115	H	Wake Forest	82 74
23	H	Marquette	57 67					52	A	Yale	80 66			149	H	Massachusetts	82 71
23	N	Marquette	55 78					59	N	IUPUI	78 85			169	H	Lafayette	76 44
								63	A	Seton Hall	82 66			187	A	Providence	53 54
								63	H	Seton Hall	77 76			187	H	Providence	64 58
								84	A	Villanova	64 66			218	A	UNLV	75 79
								84	H	Villanova	62 67			228	H	Fairfield	71 69
														256	A	Georgetown	74 68
														256	H	Georgetown	71 54
														268	H	Army West Point	96 60
														270	A	Xavier	75 67
														270	H	Xavier	74 37
														299	A	St. Bonaventure	68 56
LAST 10 Division I																	
		23	N	Marquette			55 78			187	A	Providence			53 54		
		51	N	Creighton			70 54			51	A	Creighton			77 70		
		270	H	Xavier			74 37			23	H	Marquette			57 67		
		101	H	Butler			85 80			18	H	DePaul			65 71		
		63	H	Seton Hall			77 76			256	A	Georgetown			74 68		

Non-Div I Games:

St. John's (NY)

Average RPI Win:	212	WON-LOST	WINNING	LAST 10	STRENGTH OF	OPP. STRENGTH	TEAM	ADJ.	CONF.	ADJ CONF.
Average RPI Loss:	121	RECORD	PCT. RANK	GAMES	SCHEDULE	OF SCHEDULE	RPI	RPI	RPI	RPI
DIV. I ONLY	22- 8	46	8-2	144	229	59	59	22	22	
DIV. I NON-CONF.	5- 5	164	0	61	54	86	86	22	22	
TOTALS	RPI 1-25	RPI 26-50	W-L RECORDS	RPI 51-100	RPI 101-150	RPI 150+				
22- 8	0- 0	0- 1	OVERALL	2- 2	3- 3	17- 2				
11- 1	0- 0	0- 0	HOME	1- 0	1- 1	9- 0				
7- 7	0- 0	0- 1	AWAY	0- 2	1- 2	6- 2				
4- 0	0- 0	0- 0	NEUTRAL	1- 0	1- 0	2- 0				
5- 5	0- 0	0- 1	NON-CONFERENCE	2- 2	1- 2	2- 0				
3- 0	0- 0	0- 0	HOME	1- 0	1- 0	1- 0				
0- 5	0- 0	0- 1	AWAY	0- 2	0- 2	0- 0				
2- 0	0- 0	0- 0	NEUTRAL	1- 0	0- 0	1- 0				
17- 3	0- 0	0- 0	CONFERENCE	0- 0	2- 1	15- 2				
8- 1	0- 0	0- 0	HOME	0- 0	0- 1	8- 0				
7- 2	0- 0	0- 0	AWAY	0- 0	1- 0	6- 2				
2- 0	0- 0	0- 0	NEUTRAL	0- 0	1- 0	1- 0				

RPI S	Opponent	Score	RPI S	Opponent	Score	RPI S	Opponent	Score	RPI S	Opponent	Score
48	A UT Martin	51 57	58	N St. John's (NY)	85 78	101	A Butler	61 64			
			67	A UNI	50 51	105	H Southern Ill.	81 78			
			76	H Ball St.	65 48	113	A Green Bay	54 42			
			80	A Ohio	64 70	113	H Green Bay	58 61			
						113	N Green Bay	51 37			
						118	A Miami (FL)	65 74			
						172	A Wright St.	62 58			
						172	H Wright St.	80 60			
						182	N Elon	59 53			
						185	A Northern Ky.	62 65			
						185	H Northern Ky.	89 61			
						190	A Cleveland St.	78 53			
						190	H Cleveland St.	58 48			
						190	N Cleveland St.	71 54			
						220	A Milwaukee	75 52			
						220	H Milwaukee	60 53			
						259	A Youngstown St.	73 75			
						259	H Youngstown St.	77 69			
						289	A Oakland	89 63			
						289	H Oakland	76 41			
						294	H Eastern Ky.	72 42			
						332	A Detroit Mercy	95 54			
						332	H Detroit Mercy	82 45			
						341	A UIC	88 49			
						341	H UIC	87 51			
LAST 10 Division I											
						185	A Northern Ky.	62 65			
						172	A Wright St.	62 58			
						289	A Oakland	89 63			
						332	A Detroit Mercy	95 54			
						259	H Youngstown St.	77 69			
113	N Green Bay	51 37									
190	N Cleveland St.	71 54									
341	H UIC	87 51									
113	H Green Bay	58 61									
220	H Milwaukee	60 53									

Non-Div I Games: Ind.-Northwest 103 45

IUPUI

■ Loss, 
 ■ Non-Conf, S Site, 
 ■ Home 
 ■ Away 
 N Neutral

Average RPI Win:	192	WON-LOST	WINNING	LAST 10	STRENGTH OF	OPP. STRENGTH	TEAM	ADJ.	CONF.	ADJ CONF.
Average RPI Loss:	79	RECORD	PCT. RANK	GAMES	SCHEDULE	OF SCHEDULE	RPI	RPI	RPI	RPI
DIV. I ONLY	21- 9	60	7-3	115	111	60	60	13	13	
DIV. I NON-CONF.	9- 2	37	0	145	52	47	47	16	16	
TOTALS	RPI 1-25	RPI 26-50	W-L RECORDS	RPI 51-100	RPI 101-150	RPI 150+				
21- 9	0- 1	1- 5	OVERALL	2- 1	4- 0	14- 2				
11- 3	0- 0	1- 2	HOME	1- 1	1- 0	8- 0				
7- 6	0- 1	0- 3	AWAY	0- 0	3- 0	4- 2				
3- 0	0- 0	0- 0	NEUTRAL	1- 0	0- 0	2- 0				
9- 2	0- 1	0- 0	NON-CONFERENCE	1- 1	3- 0	5- 0				
4- 1	0- 0	0- 0	HOME	0- 1	1- 0	3- 0				
3- 1	0- 1	0- 0	AWAY	0- 0	2- 0	1- 0				
2- 0	0- 0	0- 0	NEUTRAL	1- 0	0- 0	1- 0				
12- 7	0- 0	1- 5	CONFERENCE	1- 0	1- 0	9- 2				
7- 2	0- 0	1- 2	HOME	1- 0	0- 0	5- 0				
4- 5	0- 0	0- 3	AWAY	0- 0	1- 0	3- 2				
1- 0	0- 0	0- 0	NEUTRAL	0- 0	0- 0	1- 0				

RPI	S	Opponent	Score	RPI	S	Opponent	Score	RPI	S	Opponent	Score	RPI	S	Opponent	Score
24	A	Kentucky	39 86	31	A	Western Ky.	60 71	53	H	Rice	62 51	108	A	UAB	83 75
				31	H	Western Ky.	56 60	62	N	Boston College	84 68	115	A	Wake Forest	77 65
				33	A	Old Dominion	51 54	87	H	Fordham	51 76	124	H	Richmond	78 59
				33	H	Old Dominion	63 59					139	A	Davidson	75 64
				46	A	Middle Tenn.	59 83					158	H	Gardner-Webb	74 49
				46	H	Middle Tenn.	74 79					175	N	Tulane	60 56
												183	H	Delaware	61 57
												208	A	Fla. Atlantic	44 65
												209	A	UTEP	76 82
												212	A	Southern Miss.	59 55
												212	H	Southern Miss.	63 59
												235	H	North Texas	72 59
												235	N	North Texas	71 67
												240	H	Marshall	52 46
												242	A	East Carolina	59 47
												248	H	Louisiana Tech	55 37
												307	H	UMES	64 44
												310	A	FIU	64 50
												310	H	FIU	49 31
												321	A	UTSA	67 47
LAST 10 Division I															
				235	N	North Texas	71 67					33	H	Old Dominion	63 59
				46	H	Middle Tenn.	74 79					53	H	Rice	62 51
				31	A	Western Ky.	60 71					235	H	North Texas	72 59
				310	H	FIU	49 31					321	A	UTSA	67 47
				212	A	Southern Miss.	59 55					209	A	UTEP	76 82

Non-Div I Games:

Charlotte

■ Loss, 
■ Non-Conf, 
■ S Site, 
■ H Home 
■ A Away 
N Neutral

Average RPI Win:	181	WON-LOST	WINNING	LAST 10	STRENGTH OF	OPP. STRENGTH	TEAM	ADJ.	CONF.	ADJ CONF.
Average RPI Loss:	46	RECORD	PCT. RANK	GAMES	SCHEDULE	OF SCHEDULE	RPI	RPI	RPI	RPI
DIV. I ONLY	22- 10	65	7-3	91	68	61	61	9	9	
DIV. I NON-CONF.	9- 4	84	0	208	47	133	133	9	9	
TOTALS	RPI 1-25	RPI 26-50	W-L RECORDS	RPI 51-100	RPI 101-150	RPI 150+				
22- 10	0- 5	2- 2	OVERALL	3- 2	2- 0	15- 1				
14- 3	0- 2	1- 0	HOME	2- 1	2- 0	9- 0				
6- 4	0- 1	0- 1	AWAY	1- 1	0- 0	5- 1				
2- 3	0- 2	1- 1	NEUTRAL	0- 0	0- 0	1- 0				
9- 4	0- 2	0- 1	NON-CONFERENCE	2- 1	1- 0	6- 0				
7- 2	0- 1	0- 0	HOME	1- 1	1- 0	5- 0				
2- 0	0- 0	0- 0	AWAY	1- 0	0- 0	1- 0				
0- 2	0- 1	0- 1	NEUTRAL	0- 0	0- 0	0- 0				
13- 6	0- 3	2- 1	CONFERENCE	1- 1	1- 0	9- 1				
7- 1	0- 1	1- 0	HOME	1- 0	1- 0	4- 0				
4- 4	0- 1	0- 1	AWAY	0- 1	0- 0	4- 1				
2- 1	0- 1	1- 0	NEUTRAL	0- 0	0- 0	1- 0				

RPI 1-25				RPI 26-50				RPI 51-100 Team's RPI: 61				RPI 101+			
RPI	S	Opponent	Score	RPI	S	Opponent	Score	RPI	S	Opponent	Score	RPI	S	Opponent	Score
4	A	UConn	50 80	37	A	UCF	42 49	69	A	South Fla.	68 76	106	H	Utah	68 62
4	H	UConn	58 105	37	H	UCF	81 64	69	H	South Fla.	60 55	116	H	Temple	86 81
4	N	UConn	53 87	37	N	UCF	57 51	76	H	Ball St.	63 56	166	A	Wichita St.	75 54
15	N	Iowa	61 69	49	N	Bucknell	48 56	86	H	Saint Louis	50 60	175	A	Tulane	59 64
17	H	Ohio St.	73 78					89	A	VCU	58 56	175	H	Tulane	87 63
												195	A	Memphis	73 66
												195	N	Memphis	94 52
												207	H	Chattanooga	72 53
												214	A	Houston	74 65
												214	H	Houston	85 66
												231	H	Miami (OH)	98 68
												232	H	Alabama A&M	62 47
												233	A	SMU	73 58
												242	H	East Carolina	76 53
												258	H	Tulsa	78 53
												270	A	Xavier	85 78
												287	H	Pittsburgh	69 53
												337	H	Coppin St.	86 40
LAST 10 Division I															
		4 N UConn	53 87			4 H UConn	58 105								
		37 N UCF	57 51			175 H Tulane	87 63								
		195 N Memphis	94 52			214 A Houston	74 65								
		242 H East Carolina	76 53			37 A UCF	42 49								
		166 A Wichita St.	75 54			258 H Tulsa	78 53								

Non-Div I Games:

Cincinnati

■ Loss, 
■ Non-Conf, 
■ S Site, 
■ Home 
■ A Away 
N Neutral

Average RPI Win:	165	WON-LOST	WINNING	LAST 10	STRENGTH OF	OPP. STRENGTH	TEAM	ADJ.	CONF.	ADJ CONF.
Average RPI Loss:	56	RECORD	PCT. RANK	GAMES	SCHEDULE	OF SCHEDULE	RPI	RPI	RPI	RPI
DIV. I ONLY	20- 12	99	8-2	72	56	62	62	5	5	
DIV. I NON-CONF.	7- 4	100	0	103	179	80	80	4	4	
TOTALS	RPI 1-25	RPI 26-50	W-L RECORDS	RPI 51-100	RPI 101-150	RPI 150+				
20- 12	0- 5	2- 2	OVERALL	3- 3	6- 1	9- 1				
10- 4	0- 2	0- 0	HOME	1- 2	4- 0	5- 0				
7- 6	0- 2	1- 2	AWAY	2- 0	2- 1	2- 1				
3- 2	0- 1	1- 0	NEUTRAL	0- 1	0- 0	2- 0				
7- 4	0- 1	0- 0	NON-CONFERENCE	1- 1	1- 1	5- 1				
5- 0	0- 0	0- 0	HOME	1- 0	0- 0	4- 0				
1- 3	0- 1	0- 0	AWAY	0- 0	1- 1	0- 1				
1- 1	0- 0	0- 0	NEUTRAL	0- 1	0- 0	1- 0				
13- 8	0- 4	2- 2	CONFERENCE	2- 2	5- 0	4- 0				
5- 4	0- 2	0- 0	HOME	0- 2	4- 0	1- 0				
6- 3	0- 1	1- 2	AWAY	2- 0	1- 0	2- 0				
2- 1	0- 1	1- 0	NEUTRAL	0- 0	0- 0	1- 0				

RPI 1-25				RPI 26-50				RPI 51-100 Team's RPI: 62				RPI 101+			
RPI	S	Opponent	Score	RPI	S	Opponent	Score	RPI	S	Opponent	Score	RPI	S	Opponent	Score
7	A	Louisville	48 68	27	A	Duke	73 85	60	N	Charlotte	68 84	115	H	Wake Forest	67 54
7	H	Louisville	70 81	27	N	Duke	84 77	75	H	Virginia	52 69	118	H	Miami (FL)	75 64
11	A	Northwestern	63 66	32	A	Florida St.	65 56	79	A	Georgia Tech	55 48	122	A	Holy Cross	71 80
16	H	NC State	54 72	38	A	Virginia Tech	49 70	89	H	VCU	87 52	123	A	Notre Dame	75 65
16	N	NC State	75 82					100	A	Syracuse	88 81	123	H	Notre Dame	56 55
								100	H	Syracuse	79 89	128	A	Boston U.	88 57
												147	H	North Carolina	93 75
												175	N	Tulane	89 76
												187	A	Providence	60 76
												210	H	Rhode Island	66 55
												213	H	UMass Lowell	89 46
												222	A	Clemson	70 68
												222	N	Clemson	85 73
												274	H	Delaware St.	109 69
												287	A	Pittsburgh	79 70
												287	H	Pittsburgh	70 59
												319	H	St. Francis Brooklyn	106 69
LAST 10 Division I															
		16	N	NC State	75	82				118	H	Miami (FL)	75	64	
		27	N	Duke	84	77				287	H	Pittsburgh	70	59	
		222	N	Clemson	85	73				147	H	North Carolina	93	75	
		100	A	Syracuse	88	81				123	H	Notre Dame	56	55	
		7	A	Louisville	48	68				222	A	Clemson	70	68	

Non-Div I Games:

Boston College

■ Loss, 
 ■ Non-Conf, 
 ■ S Site, 
 ■ H Home 
 ■ A Away 
 N Neutral

## Seton Hall

Through Games Of March 11, 2020

Average RPI Win:	173	WON-LOST	WINNING	LAST 10	STRENGTH OF	OPP. STRENGTH	TEAM	ADJ.	CONF.	ADJ CONF.
Average RPI Loss:	44	RECORD	PCT. RANK	GAMES	SCHEDULE	OF SCHEDULE	RPI	RPI	RPI	RPI
DIV. I ONLY	19- 12	111	6-4	45	74	63	63	6	6	
DIV. I NON-CONF.	7- 4	100	0	52	109	81	81	6	6	
TOTALS	RPI 1-25	RPI 26-50	W-L RECORDS	RPI 51-100	RPI 101-150	RPI 150+				
19- 12	1- 6	0- 0	OVERALL	3- 5	4- 1	11- 0				
10- 5	1- 3	0- 0	HOME	2- 2	1- 0	6- 0				
6- 6	0- 3	0- 0	AWAY	1- 2	1- 1	4- 0				
3- 1	0- 0	0- 0	NEUTRAL	0- 1	2- 0	1- 0				
7- 4	0- 2	0- 0	NON-CONFERENCE	1- 1	1- 1	5- 0				
4- 2	0- 2	0- 0	HOME	1- 0	0- 0	3- 0				
1- 1	0- 0	0- 0	AWAY	0- 0	0- 1	1- 0				
2- 1	0- 0	0- 0	NEUTRAL	0- 1	1- 0	1- 0				
12- 8	1- 4	0- 0	CONFERENCE	2- 4	3- 0	6- 0				
6- 3	1- 1	0- 0	HOME	1- 2	1- 0	3- 0				
5- 5	0- 3	0- 0	AWAY	1- 2	1- 0	3- 0				
1- 0	0- 0	0- 0	NEUTRAL	0- 0	1- 0	0- 0				

RPI 1-25				RPI 26-50				RPI 51-100 Team's RPI: 63				RPI 101+			
RPI	S	Opponent	Score	RPI	S	Opponent	Score	RPI	S	Opponent	Score	RPI	S	Opponent	Score
4	H	UConn	78 92					51	A	Creighton	66 78	101	A	Butler	67 62
9	H	Princeton	76 78					51	H	Creighton	82 70	101	H	Butler	66 53
18	A	DePaul	68 85					58	A	St. John's (NY)	76 77	101	N	Butler	83 57
18	A	DePaul	80 83					58	H	St. John's (NY)	66 82	107	A	Lehigh	68 75
18	H	DePaul	76 86					79	N	Georgia Tech	54 79	127	N	Vanderbilt	69 65
23	A	Marquette	60 81					84	A	Villanova	65 63	169	H	Lafayette	74 50
23	H	Marquette	72 60					84	H	Villanova	55 61	187	A	Providence	71 45
								89	H	VCU	53 33	187	H	Providence	97 55
												228	H	Fairfield	74 44
												237	N	Saint Joseph's	55 39
												256	A	Georgetown	61 47
												256	H	Georgetown	79 60
												264	A	Iona	89 37
												270	A	Xavier	83 61
												270	H	Xavier	69 59
												285	H	Sacred Heart	95 69
LAST 10 Division I															
18	A	DePaul	80 83	51	A	Creighton	66 78								
101	N	Butler	83 57	187	A	Providence	71 45								
101	H	Butler	66 53	18	H	DePaul	76 86								
270	H	Xavier	69 59	23	H	Marquette	72 60								
58	A	St. John's (NY)	76 77	84	A	Villanova	65 63								

Non-Div I Games:

Seton Hall

■ Loss, 
 ■ Non-Conf, 
 ■ S Site, 
 ■ H Home 
 ■ A Away 
 N Neutral

Average RPI Win: <b>157</b>	WON-LOST	WINNING	LAST 10	STRENGTH OF	OPP. STRENGTH	TEAM	ADJ.	CONF.	ADJ CONF.
Average RPI Loss: <b>46</b>	RECORD	PCT. RANK	GAMES	SCHEDULE	OF SCHEDULE	RPI	RPI	RPI	RPI
DIV. I ONLY	17- 14	146	5-5	13	59	64	64	4	4
DIV. I NON-CONF.	9- 4	84	0	51	208	87	87	5	5
TOTALS	RPI 1-25	RPI 26-50	W-L RECORDS	RPI 51-100	RPI 101-150	RPI 150+			
17- 14	0- 9	3- 0	OVERALL	2- 3	4- 1	8- 1			
10- 8	0- 4	0- 0	HOME	1- 2	2- 1	7- 1			
4- 5	0- 4	2- 0	AWAY	0- 1	1- 0	1- 0			
3- 1	0- 1	1- 0	NEUTRAL	1- 0	1- 0	0- 0			
9- 4	0- 2	1- 0	NON-CONFERENCE	0- 2	1- 0	7- 0			
7- 3	0- 1	0- 0	HOME	0- 2	0- 0	7- 0			
0- 1	0- 1	0- 0	AWAY	0- 0	0- 0	0- 0			
2- 0	0- 0	1- 0	NEUTRAL	0- 0	1- 0	0- 0			
8- 10	0- 7	2- 0	CONFERENCE	2- 1	3- 1	1- 1			
3- 5	0- 3	0- 0	HOME	1- 0	2- 1	0- 1			
4- 4	0- 3	2- 0	AWAY	0- 1	1- 0	1- 0			
1- 1	0- 1	0- 0	NEUTRAL	1- 0	0- 0	0- 0			

RPI	S	Opponent	Score	RPI	S	Opponent	Score	RPI	S	Opponent	Score	RPI	S	Opponent	Score
1	H	South Carolina	53 <b>88</b>	30	A	Arkansas	64 55	66	A	Tennessee	56 <b>73</b>	101	N	Butler	69 36
1	N	South Carolina	56 <b>89</b>	35	A	LSU	73 56	72	H	Alabama	76 75	114	H	Auburn	61 50
5	A	Baylor	38 <b>72</b>	38	N	Virginia Tech	77 72	72	N	Alabama	68 61	127	H	Vanderbilt	55 <b>63</b>
10	A	Mississippi St.	53 <b>67</b>					79	H	Georgia Tech	40 <b>73</b>	138	A	Florida	49 43
10	H	Mississippi St.	66 <b>73</b>					84	H	Villanova	58 <b>63</b>	138	H	Florida	65 59
13	H	UCLA	50 <b>59</b>									158	H	Gardner-Webb	84 56
21	A	Texas A&M	63 <b>64</b>									163	H	N.C. A&T	72 54
21	H	Texas A&M	47 <b>64</b>									177	H	Missouri	65 <b>73</b>
24	A	Kentucky	77 <b>88</b>									196	H	Furman	77 48
												221	H	Kennesaw St.	80 65
												242	H	East Carolina	67 50
												301	A	Ole Miss	58 51
												317	H	USC Upstate	67 53
												326	H	Mercer	76 60
LAST 10 Division I															
		1 N South Carolina	56 <b>89</b>			21 H Texas A&M	47 <b>64</b>								
		72 N Alabama	68 61			72 H Alabama	76 75								
		138 H Florida	65 59			138 A Florida	49 43								
		24 A Kentucky	77 <b>88</b>			177 H Missouri	65 <b>73</b>								
		35 A LSU	73 56			10 A Mississippi St.	53 <b>67</b>								

Non-Div I Games:

Georgia

■ Loss, 
 ■ Non-Conf, S Site, 
 ■ Home 
 ■ Away 
 N Neutral



[illegible]

Page 65

Average RPI Win:	200	WON-LOST	WINNING	LAST 10	STRENGTH OF	OPP. STRENGTH	TEAM	ADJ.	CONF.	ADJ CONF.
Average RPI Loss:	20	RECORD	PCT. RANK	GAMES	SCHEDULE	OF SCHEDULE	RPI	RPI	RPI	RPI
DIV. I ONLY	21- 10	69	4-6	120	50	66	66	4	4	
DIV. I NON-CONF.	10- 3	57	0	263	138	105	105	5	5	
TOTALS	RPI 1-25	RPI 26-50	W-L RECORDS	RPI 51-100	RPI 101-150	RPI 150+				
21- 10	0- 7	1- 3	OVERALL	2- 0	5- 0	13- 0				
13- 3	0- 2	1- 1	HOME	2- 0	1- 0	9- 0				
7- 6	0- 4	0- 2	AWAY	0- 0	4- 0	3- 0				
1- 1	0- 1	0- 0	NEUTRAL	0- 0	0- 0	1- 0				
10- 3	0- 2	0- 1	NON-CONFERENCE	0- 0	1- 0	9- 0				
7- 1	0- 0	0- 1	HOME	0- 0	0- 0	7- 0				
3- 2	0- 2	0- 0	AWAY	0- 0	1- 0	2- 0				
0- 0	0- 0	0- 0	NEUTRAL	0- 0	0- 0	0- 0				
11- 7	0- 5	1- 2	CONFERENCE	2- 0	4- 0	4- 0				
6- 2	0- 2	1- 0	HOME	2- 0	1- 0	2- 0				
4- 4	0- 2	0- 2	AWAY	0- 0	3- 0	1- 0				
1- 1	0- 1	0- 0	NEUTRAL	0- 0	0- 0	1- 0				

RPI	S	Opponent	Score	RPI	S	Opponent	Score	RPI	S	Opponent	Score	RPI	S	Opponent	Score
1	A	South Carolina	48 69	30	A	Arkansas	75 83	64	H	Georgia	73 56	114	A	Auburn	56 55
4	A	UConn	45 60	35	A	LSU	65 75	72	H	Alabama	65 63	123	A	Notre Dame	74 63
6	A	Stanford	51 78	35	H	LSU	63 58					127	A	Vanderbilt	78 69
10	H	Mississippi St.	55 72	43	H	Texas	60 66					127	H	Vanderbilt	67 63
21	H	Texas A&M	71 73									138	A	Florida	78 50
24	A	Kentucky	76 80									177	H	Missouri	77 66
24	N	Kentucky	65 86									177	N	Missouri	64 51
												197	A	Portland St.	88 61
												227	H	Stetson	73 46
												238	H	Central Ark.	63 36
												263	H	Howard	88 38
												271	H	Air Force	81 54
												288	A	ETSU	72 68
												294	H	Colorado St.	79 41
												301	A	Ole Miss	84 28
												301	H	Ole Miss	77 66
												328	H	Ark.-Pine Bluff	92 51
												334	H	Tennessee St.	73 43
LAST 10 Division I															
24	N	Kentucky	65 86	30	A	Arkansas	75 83	21	H	Texas A&M	71 73	35	A	LSU	65 75
177	N	Missouri	64 51	21	H	Texas A&M	71 73	10	H	Mississippi St.	55 72	1	A	South Carolina	48 69
114	A	Auburn	56 55	35	A	LSU	65 75								
301	H	Ole Miss	77 66	10	H	Mississippi St.	55 72								
127	H	Vanderbilt	67 63	1	A	South Carolina	48 69								

Non-Div I Games:

Tennessee

■ Loss, 
■ Non-Conf, 
■ S Site, 
■ H Home 
■ A Away 
N Neutral

Average RPI Win:	158	WON-LOST	WINNING	LAST 10	STRENGTH OF	OPP. STRENGTH	TEAM	ADJ.	CONF.	ADJ CONF.
Average RPI Loss:	72	RECORD	PCT. RANK	GAMES	SCHEDULE	OF SCHEDULE	RPI	RPI	RPI	RPI
DIV. I ONLY	17- 11	114	6-4	78	71	67	67	8	8	
DIV. I NON-CONF.	7- 3	80	0	107	5	46	46	7	7	
TOTALS	RPI 1-25	RPI 26-50	W-L RECORDS	RPI 51-100	RPI 101-150	RPI 150+				
17- 11	2- 4	2- 1	OVERALL	1- 4	3- 1	9- 1				
10- 2	2- 1	1- 0	HOME	1- 1	2- 0	4- 0				
7- 7	0- 2	1- 1	AWAY	0- 2	1- 1	5- 1				
0- 2	0- 1	0- 0	NEUTRAL	0- 1	0- 0	0- 0				
7- 3	1- 1	1- 0	NON-CONFERENCE	1- 2	0- 0	4- 0				
3- 0	1- 0	0- 0	HOME	1- 0	0- 0	1- 0				
4- 1	0- 0	1- 0	AWAY	0- 1	0- 0	3- 0				
0- 2	0- 1	0- 0	NEUTRAL	0- 1	0- 0	0- 0				
10- 8	1- 3	1- 1	CONFERENCE	0- 2	3- 1	5- 1				
7- 2	1- 1	1- 0	HOME	0- 1	2- 0	3- 0				
3- 6	0- 2	0- 1	AWAY	0- 1	1- 1	2- 1				
0- 0	0- 0	0- 0	NEUTRAL	0- 0	0- 0	0- 0				

RPI 1-25				RPI 26-50				RPI 51-100 Team's RPI: 67				RPI 101+			
RPI	S	Opponent	Score	RPI	S	Opponent	Score	RPI	S	Opponent	Score	RPI	S	Opponent	Score
8	A	Missouri St.	66 80	42	A	Iowa St.	71 63	51	A	Creighton	54 57	105	A	Southern Ill.	60 57
8	H	Missouri St.	55 66	50	A	Bradley	47 61	59	H	IUPUI	51 50	105	H	Southern Ill.	71 66
15	H	Iowa	88 66	50	H	Bradley	64 57	72	N	Alabama	77 87	133	A	Valparaiso	69 72
17	N	Ohio St.	46 64					74	A	Illinois St.	57 65	133	H	Valparaiso	77 70
25	A	Drake	87 104					74	H	Illinois St.	61 69	155	A	Loyola Chicago	73 70
25	H	Drake	91 78									155	H	Loyola Chicago	70 50
LAST 10 Division I															
25	H	Drake	91 78	330	A	Evansville	67 49								
155	A	Loyola Chicago	73 70	275	A	Indiana St.	63 65								
133	A	Valparaiso	69 72	105	H	Southern Ill.	71 66								
50	H	Bradley	64 57	8	H	Missouri St.	55 66								
74	H	Illinois St.	61 69	133	H	Valparaiso	77 70								

Non-Div I Games: Northwest Mo. St. 78 53

UNI

■ Loss, 
 ■ Non-Conf, S Site, 
 ■ Home 
 ■ Away 
 N Neutral

Average RPI Win:	139	WON-LOST	WINNING	LAST 10	STRENGTH OF	OPP. STRENGTH	TEAM	ADJ.	CONF.	ADJ CONF.
Average RPI Loss:	46	RECORD	PCT. RANK	GAMES	SCHEDULE	OF SCHEDULE	RPI	RPI	RPI	RPI
DIV. I ONLY	15- 15	174	3-7	10	38	68	68	3	3	
DIV. I NON-CONF.	9- 3	63	0	16	99	24	24	3	3	
TOTALS	RPI 1-25	RPI 26-50	W-L RECORDS	RPI 51-100	RPI 101-150	RPI 150+				
15- 15	0- 7	0- 4	OVERALL	6- 2	4- 2	5- 0				
10- 6	0- 2	0- 2	HOME	3- 2	3- 0	4- 0				
4- 7	0- 3	0- 2	AWAY	3- 0	0- 2	1- 0				
1- 2	0- 2	0- 0	NEUTRAL	0- 0	1- 0	0- 0				
9- 3	0- 3	0- 0	NON-CONFERENCE	2- 0	2- 0	5- 0				
7- 0	0- 0	0- 0	HOME	2- 0	1- 0	4- 0				
1- 1	0- 1	0- 0	AWAY	0- 0	0- 0	1- 0				
1- 2	0- 2	0- 0	NEUTRAL	0- 0	1- 0	0- 0				
6- 12	0- 4	0- 4	CONFERENCE	4- 2	2- 2	0- 0				
3- 6	0- 2	0- 2	HOME	1- 2	2- 0	0- 0				
3- 6	0- 2	0- 2	AWAY	3- 0	0- 2	0- 0				
0- 0	0- 0	0- 0	NEUTRAL	0- 0	0- 0	0- 0				

RPI 1-25				RPI 26-50				RPI 51-100 Team's RPI: 68				RPI 101+			
RPI	S	Opponent	Score	RPI	S	Opponent	Score	RPI	S	Opponent	Score	RPI	S	Opponent	Score
2	N	Oregon	72 89	42	A	Iowa St.	63 74	53	H	Rice	69 38	112	N	UT Arlington	60 47
5	A	Baylor	48 94	42	H	Iowa St.	63 64	70	A	West Virginia	57 55	131	H	Duquesne	84 41
5	H	Baylor	42 69	43	A	Texas	52 63	70	H	West Virginia	60 57	132	A	Kansas	69 77
7	N	Louisville	48 69	43	H	Texas	56 61	77	A	Kansas St.	70 63	132	H	Kansas	67 49
19	A	TCU	37 49					77	H	Kansas St.	52 62	135	A	Texas Tech	79 109
19	H	TCU	68 72					92	A	Oklahoma	73 69	135	H	Texas Tech	74 58
21	A	Texas A&M	62 74					92	H	Oklahoma	75 77	170	H	Idaho St.	70 52
								99	H	Idaho	62 47	198	H	Oral Roberts	78 44
												225	H	Southern U.	72 59
												258	A	Tulsa	78 48
												262	H	Lamar University	74 53
LAST 10 Division I															
43	A	Texas	52 63	5	H	Baylor	42 69								
77	H	Kansas St.	52 62	92	A	Oklahoma	73 69								
132	A	Kansas	69 77	70	H	West Virginia	60 57								
135	H	Texas Tech	74 58	42	A	Iowa St.	63 74								
19	A	TCU	37 49	135	A	Texas Tech	79 109								

Non-Div I Games:

Oklahoma St.

■ Loss, 
■ Non-Conf, 
■ S Site, 
■ H Home 
■ A Away 
N Neutral

Season 1111				Through Games Of March 11, 1910						
Average RPI Win:	184	WON-LOST	WINNING	LAST 10	STRENGTH OF	OPP. STRENGTH	TEAM	ADJ.	CONF.	ADJ CONF.
Average RPI Loss:	56	RECORD	PCT. RANK	GAMES	SCHEDULE	OF SCHEDULE	RPI	RPI	RPI	RPI
DIV. I ONLY	19- 13	122	6-4	29	80	69	69	9	9	
DIV. I NON-CONF.	8- 6	138	0	38	122	104	104	9	9	
-----										
TOTALS	RPI 1-25		RPI 26-50		W-L RECORDS		RPI 51-100		RPI 101-150	RPI 150+
19- 13	0- 5		1- 3		OVERALL		3- 2		1- 2	14- 1
14- 2	0- 1		1- 1		HOME		3- 0		1- 0	9- 0
4- 6	0- 2		0- 1		AWAY		0- 1		0- 1	4- 1
1- 5	0- 2		0- 1		NEUTRAL		0- 1		0- 1	1- 0
8- 6	0- 2		1- 1		NON-CONFERENCE		2- 1		0- 1	5- 1
8- 0	0- 0		1- 0		HOME		2- 0		0- 0	5- 0
0- 2	0- 1		0- 0		AWAY		0- 0		0- 0	0- 1
0- 4	0- 1		0- 1		NEUTRAL		0- 1		0- 1	0- 0
11- 7	0- 3		0- 2		CONFERENCE		1- 1		1- 1	9- 0
6- 2	0- 1		0- 1		HOME		1- 0		1- 0	4- 0
4- 4	0- 1		0- 1		AWAY		0- 1		0- 1	4- 0
1- 1	0- 1		0- 0		NEUTRAL		0- 0		0- 0	1- 0

RPI 1-25				RPI 26-50				RPI 51-100				RPI 101+			
RPI	S	Opponent	Score	RPI	S	Opponent	Score	RPI	S	Opponent	Score	RPI	S	Opponent	Score
4	A	UConn	39 80	36	N	FGCU	77 81	61	A	Cincinnati	55 60	116	A	Temple	66 69
4	H	UConn	47 67	37	A	UCF	48 56	61	H	Cincinnati	76 68	116	H	Temple	99 51
4	N	UConn	38 79	37	H	UCF	57 64	71	N	South Dakota St.	50 61	123	N	Notre Dame	51 67
5	A	Baylor	46 58	43	H	Texas	64 57	89	H	VCU	77 55	165	H	Jacksonville	70 39
10	N	Mississippi St.	61 86					99	H	Idaho	67 64	166	A	Wichita St.	56 50
LAST 10 Division I															
4 N UConn 38 79				175 N Tulane 64 50				195 A Memphis 68 47				276 H Saint Francis (PA) 62 23			
4 A UConn 39 80				233 H SMU 85 62				37 A UCF 48 56				325 H Alabama St. 80 29			
242 H East Carolina 81 52								4 H UConn 47 67							
								175 A Tulane 53 43							
								116 H Temple 99 51							

Non-Div I Games:

South Fla.

Loss, Non-Conf, S Site, H Home A Away N Neutral

# West Virginia

Through Games Of March 11, 2020

Average RPI Win:	150	WON-LOST	WINNING	LAST 10	STRENGTH OF	OPP. STRENGTH	TEAM	ADJ.	CONF.	ADJ CONF.
Average RPI Loss:	48	RECORD	PCT. RANK	GAMES	SCHEDULE	OF SCHEDULE	RPI	RPI	RPI	RPI
DIV. I ONLY	17- 12	125	3-7	39	36	70	70	3	3	
DIV. I NON-CONF.	10- 1	20	0	166	163	42	42	3	3	
TOTALS	RPI 1-25	RPI 26-50	W-L RECORDS	RPI 51-100	RPI 101-150	RPI 150+				
17- 12	1- 4	2- 2	OVERALL	2- 6	5- 0	7- 0				
9- 5	0- 2	2- 0	HOME	0- 3	2- 0	5- 0				
4- 6	1- 2	0- 2	AWAY	1- 2	2- 0	0- 0				
4- 1	0- 0	0- 0	NEUTRAL	1- 1	1- 0	2- 0				
10- 1	1- 0	0- 0	NON-CONFERENCE	1- 1	1- 0	7- 0				
5- 0	0- 0	0- 0	HOME	0- 0	0- 0	5- 0				
1- 0	1- 0	0- 0	AWAY	0- 0	0- 0	0- 0				
4- 1	0- 0	0- 0	NEUTRAL	1- 1	1- 0	2- 0				
7- 11	0- 4	2- 2	CONFERENCE	1- 5	4- 0	0- 0				
4- 5	0- 2	2- 0	HOME	0- 3	2- 0	0- 0				
3- 6	0- 2	0- 2	AWAY	1- 2	2- 0	0- 0				
0- 0	0- 0	0- 0	NEUTRAL	0- 0	0- 0	0- 0				

RPI 1-25				RPI 26-50				RPI 51-100				RPI 101+			
RPI	S	Opponent	Score	RPI	S	Opponent	Score	RPI	S	Opponent	Score	RPI	S	Opponent	Score
5	A	Baylor	51 91	42	A	Iowa St.	58 61	51	N	Creighton	75 82	102	N	Michigan St.	63 57
5	H	Baylor	39 64	42	H	Iowa St.	79 71	68	A	Oklahoma St.	57 60	132	A	Kansas	68 49
10	A	Mississippi St.	71 65	43	A	Texas	44 50	68	H	Oklahoma St.	55 57	132	H	Kansas	60 53
19	A	TCU	60 73	43	H	Texas	68 63	77	A	Kansas St.	74 63	135	A	Texas Tech	71 69
19	H	TCU	63 77					77	H	Kansas St.	55 56	135	H	Texas Tech	67 60
								92	A	Oklahoma	58 68	153	N	Norfolk St.	72 55
								92	H	Oklahoma	49 73	171	H	Radford	74 37
								100	N	Syracuse	71 69	190	H	Cornell	68 62
												230	N	New Mexico	73 60
												276	H	Saint Francis (PA)	74 45
												291	H	Presbyterian	56 40
												337	H	Coppin St.	82 47
LAST 10 Division I															
19	H	TCU	63 77	43	A	Texas	44 50								
135	A	Texas Tech	71 69	135	H	Texas Tech	67 60								
42	A	Iowa St.	58 61	77	H	Kansas St.	55 56								
5	H	Baylor	39 64	68	A	Oklahoma St.	57 60								
132	H	Kansas	60 53	92	A	Oklahoma	58 68								

Non-Div I Games:

West Virginia

Loss, Non-Conf, S Site, H Home A Away N Neutral

Average RPI Win:	221	WON-LOST	WINNING	LAST 10	STRENGTH OF	OPP. STRENGTH	TEAM	ADJ.	CONF.	ADJ CONF.
Average RPI Loss:	48	RECORD	PCT. RANK	GAMES	SCHEDULE	OF SCHEDULE	RPI	RPI	RPI	RPI
DIV. I ONLY	22- 10	65	7-3	84	151	71	71	19	19	
DIV. I NON-CONF.	7- 6	161	0	12	21	58	58	18	18	
TOTALS	RPI 1-25	RPI 26-50	W-L RECORDS	RPI 51-100	RPI 101-150	RPI 150+				
22- 10	0- 4	0- 4	OVERALL	2- 1	2- 0	18- 1				
10- 4	0- 2	0- 1	HOME	1- 0	0- 0	9- 1				
8- 4	0- 2	0- 1	AWAY	0- 1	1- 0	7- 0				
4- 2	0- 0	0- 2	NEUTRAL	1- 0	1- 0	2- 0				
7- 6	0- 4	0- 1	NON-CONFERENCE	2- 1	2- 0	3- 0				
4- 2	0- 2	0- 0	HOME	1- 0	0- 0	3- 0				
1- 3	0- 2	0- 0	AWAY	0- 1	1- 0	0- 0				
2- 1	0- 0	0- 1	NEUTRAL	1- 0	1- 0	0- 0				
15- 4	0- 0	0- 3	CONFERENCE	0- 0	0- 0	15- 1				
6- 2	0- 0	0- 1	HOME	0- 0	0- 0	6- 1				
7- 1	0- 0	0- 1	AWAY	0- 0	0- 0	7- 0				
2- 1	0- 0	0- 1	NEUTRAL	0- 0	0- 0	2- 0				

RPI 1-25				RPI 26-50				RPI 51-100				Team's RPI: 71		RPI 101+			
RPI	S	Opponent	Score	RPI	S	Opponent	Score	RPI	S	Opponent	Score			RPI	S	Opponent	Score
2	A	Oregon	56 95	26	A	South Dakota	48 83	51	A	Creighton	48 61			113	A	Green Bay	60 55
22	H	Central Mich.	74 79	26	H	South Dakota	67 77	57	H	Montana St.	60 50			123	N	Notre Dame	65 59
23	H	Marquette	58 65	26	N	South Dakota	58 63	69	N	South Fla.	61 50			167	H	Wyoming	67 40
25	A	Drake	67 74	36	N	FGCU	70 71							198	A	Oral Roberts	76 61
														198	H	Oral Roberts	58 44
														207	H	Chattanooga	71 56
														216	A	Western Ill.	89 48
														216	H	Western Ill.	75 45
														217	A	North Dakota	74 61
														217	H	North Dakota	99 64
														217	N	North Dakota	72 43
														243	A	Denver	86 79
														243	H	Denver	62 72
														257	A	North Dakota St.	85 58
														257	H	North Dakota St.	60 52
														257	N	North Dakota St.	76 56
														313	A	Omaha	68 51
														313	H	Omaha	69 59
														337	H	Coppin St.	94 41
														339	A	Purdue Fort Wayne	100 69
														339	H	Purdue Fort Wayne	89 43
LAST 10 Division I																	
				26	N	South Dakota	58 63	217	A	North Dakota	74 61						
				257	N	North Dakota St.	76 56	339	H	Purdue Fort Wayne	89 43						
				217	N	North Dakota	72 43	243	H	Denver	62 72						
				257	A	North Dakota St.	85 58	313	H	Omaha	69 59						
				26	H	South Dakota	67 77	198	A	Oral Roberts	76 61						

Non-Div I Games: Dakota Wesleyan 77 46

South Dakota St.

■ Loss, 
 ■ Non-Conf, 
 ■ S Site, 
 ■ Home 
 ■ Away 
 N Neutral

## Alabama

Through Games Of March 11, 2020

Average RPI Win:	157	WON-LOST	WINNING	LAST 10	STRENGTH OF	OPP. STRENGTH	TEAM	ADJ.	CONF.	ADJ CONF.
Average RPI Loss:	49	RECORD	PCT. RANK	GAMES	SCHEDULE	OF SCHEDULE	RPI	RPI	RPI	RPI
DIV. I ONLY	18- 12	116	6-4	43	47	72	72	4	4	
DIV. I NON-CONF.	10- 3	57	0	121	171	76	76	5	5	
TOTALS	RPI 1-25	RPI 26-50	W-L RECORDS	RPI 51-100	RPI 101-150	RPI 150+				
18- 12	2- 4	0- 3	OVERALL	1- 4	7- 1	8- 0				
10- 6	0- 3	0- 2	HOME	0- 0	6- 1	4- 0				
7- 4	2- 1	0- 1	AWAY	0- 2	1- 0	4- 0				
1- 2	0- 0	0- 0	NEUTRAL	1- 2	0- 0	0- 0				
10- 3	0- 0	0- 1	NON-CONFERENCE	1- 1	3- 1	6- 0				
6- 2	0- 0	0- 1	HOME	0- 0	3- 1	3- 0				
3- 0	0- 0	0- 0	AWAY	0- 0	0- 0	3- 0				
1- 1	0- 0	0- 0	NEUTRAL	1- 1	0- 0	0- 0				
8- 9	2- 4	0- 2	CONFERENCE	0- 3	4- 0	2- 0				
4- 4	0- 3	0- 1	HOME	0- 0	3- 0	1- 0				
4- 4	2- 1	0- 1	AWAY	0- 2	1- 0	1- 0				
0- 1	0- 0	0- 0	NEUTRAL	0- 1	0- 0	0- 0				

RPI	S	Opponent	Score	RPI	S	Opponent	Score	RPI	S	Opponent	Score	RPI	S	Opponent	Score
1	H	South Carolina	78 93	30	H	Arkansas	48 66	64	A	Georgia	75 76	114	A	Auburn	75 48
10	A	Mississippi St.	66 64	35	A	LSU	60 71	64	N	Georgia	61 68	114	H	Auburn	68 64
21	A	Texas A&M	76 63	42	H	Iowa St.	66 75	66	A	Tennessee	63 65	126	H	Colgate	72 52
21	H	Texas A&M	74 79					67	N	UNI	87 77	127	H	Vanderbilt	98 61
24	A	Kentucky	62 66					81	N	Southern California	57 60	130	H	Bethune-Cookman	60 49
24	H	Kentucky	71 81									137	H	Hampton	61 64
												138	H	Florida	69 62
												147	H	North Carolina	83 77
												171	H	Radford	85 51
												175	A	Tulane	66 56
												177	H	Missouri	73 61
												211	A	South Alabama	74 62
												222	A	Clemson	67 54
												251	H	Southeastern La.	87 50
												301	A	Ole Miss	57 56
												326	H	Mercer	111 56
LAST 10 Division I															
		64 N Georgia	61 68			64 A Georgia	75 76								
		177 H Missouri	73 61			114 H Auburn	68 64								
		21 A Texas A&M	76 63			24 A Kentucky	62 66								
		10 A Mississippi St.	66 64			301 A Ole Miss	57 56								
		138 H Florida	69 62			30 H Arkansas	48 66								

Non-Div I Games:

Alabama

  Loss, 
  Non-Conf, 
  S Site, 
H Home 
A Away 
N Neutral



Stony Brook

Through Games Of March 11, 2020

Average RPI Win: <b>253</b>	WON-LOST	WINNING	LAST 10	STRENGTH OF	OPP. STRENGTH	TEAM	ADJ.	CONF.	ADJ CONF.
Average RPI Loss: <b>179</b>	RECORD	PCT. RANK	GAMES	SCHEDULE	OF SCHEDULE	RPI	RPI	RPI	RPI
DIV. I ONLY	27- 3	8	8-2	321	304	73	73	26	26
DIV. I NON-CONF.	11- 1	13	0	295	306	67	67	27	27
TOTALS	RPI 1-25	RPI 26-50	W-L RECORDS	RPI 51-100	RPI 101-150	RPI 150+			
27- 3	0- 0	1- 1	OVERALL	0- 0	0- 0	26- 2			
14- 0	0- 0	1- 0	HOME	0- 0	0- 0	13- 0			
11- 3	0- 0	0- 1	AWAY	0- 0	0- 0	11- 2			
2- 0	0- 0	0- 0	NEUTRAL	0- 0	0- 0	2- 0			
11- 1	0- 0	1- 1	NON-CONFERENCE	0- 0	0- 0	10- 0			
4- 0	0- 0	1- 0	HOME	0- 0	0- 0	3- 0			
5- 1	0- 0	0- 1	AWAY	0- 0	0- 0	5- 0			
2- 0	0- 0	0- 0	NEUTRAL	0- 0	0- 0	2- 0			
16- 2	0- 0	0- 0	CONFERENCE	0- 0	0- 0	16- 2			
10- 0	0- 0	0- 0	HOME	0- 0	0- 0	10- 0			
6- 2	0- 0	0- 0	AWAY	0- 0	0- 0	6- 2			
0- 0	0- 0	0- 0	NEUTRAL	0- 0	0- 0	0- 0			

RPI 1-25				RPI 26-50				RPI 51-100				Team's RPI: 73		RPI 101+			
RPI	S	Opponent	Score	RPI	S	Opponent	Score	RPI	S	Opponent	Score	RPI	S	Opponent	Score		
				30	A	Arkansas	58 88					151	N	Western Mich.	50 47		
				49	H	Bucknell	78 73					156	A	Binghamton	67 60		
												156	H	Binghamton	57 42		
												156	H	Binghamton	58 54		
												161	A	Maine	62 64		
												161	H	Maine	73 69		
												186	H	Manhattan	59 54		
												213	A	UMass Lowell	89 69		
												213	H	UMass Lowell	60 41		
												229	N	Morgan St.	63 56		
												264	H	Iona	59 40		
												265	A	New Hampshire	53 44		
												265	H	New Hampshire	52 50		
												285	H	Sacred Heart	54 50		
												287	A	Pittsburgh	59 56		
												300	A	UMBC	66 49		
												300	H	UMBC	57 45		
												303	A	Wagner	66 45		
												308	A	Vermont	72 68		
												308	H	Vermont	67 49		
LAST 10 Division I																	
				156	H	Binghamton	57 42			308	A	Vermont	72 68				
				314	H	Albany (NY)	54 49			156	H	Binghamton	58 54				
				314	H	Albany (NY)	53 44			265	H	New Hampshire	52 50				
				345	A	Hartford	67 70			213	A	UMass Lowell	89 69				
				161	A	Maine	62 64			300	A	UMBC	66 49				

Non-Div I Games: Molloy 66 49

Stony Brook

Loss, Non-Conf, S Site, H Home A Away N Neutral

S  
t  
o  
n  
y  
B  
r  
o  
o  
k

RPI S      Stony Brook      Score

Through Games Of March 11, 2020

RPI	S	Opponent	Score	
345	A	Hartford	67	70
345	H	Hartford	66	55

S  
t  
o  
n  
y  
B  
r  
o  
o  
k

Stony Brook

Average RPI Win:	178	WON-LOST	WINNING	LAST 10	STRENGTH OF	OPP. STRENGTH	TEAM	ADJ.	CONF.	ADJ CONF.
Average RPI Loss:	73	RECORD	PCT. RANK	GAMES	SCHEDULE	OF SCHEDULE	RPI	RPI	RPI	RPI
DIV. I ONLY	18- 10	85	6-4	93	98	74	74	8	8	
DIV. I NON-CONF.	7- 3	80	0	153	183	65	65	7	7	
TOTALS	RPI 1-25	RPI 26-50	W-L RECORDS	RPI 51-100	RPI 101-150	RPI 150+				
18- 10	1- 4	1- 2	OVERALL	2- 1	3- 1	11- 2				
11- 3	1- 1	1- 1	HOME	1- 0	1- 1	7- 0				
7- 7	0- 3	0- 1	AWAY	1- 1	2- 0	4- 2				
0- 0	0- 0	0- 0	NEUTRAL	0- 0	0- 0	0- 0				
7- 3	0- 1	1- 0	NON-CONFERENCE	0- 1	0- 0	6- 1				
5- 0	0- 0	1- 0	HOME	0- 0	0- 0	4- 0				
2- 3	0- 1	0- 0	AWAY	0- 1	0- 0	2- 1				
0- 0	0- 0	0- 0	NEUTRAL	0- 0	0- 0	0- 0				
11- 7	1- 3	0- 2	CONFERENCE	2- 0	3- 1	5- 1				
6- 3	1- 1	0- 1	HOME	1- 0	1- 1	3- 0				
5- 4	0- 2	0- 1	AWAY	1- 0	2- 0	2- 1				
0- 0	0- 0	0- 0	NEUTRAL	0- 0	0- 0	0- 0				

RPI 1-25				RPI 26-50				RPI 51-100				Team's RPI: 74		RPI 101+			
RPI	S	Opponent	Score	RPI	S	Opponent	Score	RPI	S	Opponent	Score			RPI	S	Opponent	Score
8	A	Missouri St.	74 87	48	H	UT Martin	70 47	67	A	UNI	69 61			105	A	Southern Ill.	62 54
8	H	Missouri St.	78 66	50	A	Bradley	61 76	67	H	UNI	65 57			105	H	Southern Ill.	66 56
23	A	Marquette	41 58	50	H	Bradley	62 66	86	A	Saint Louis	56 61			133	A	Valparaiso	72 60
25	A	Drake	82 87											133	H	Valparaiso	70 78
25	H	Drake	67 69											155	A	Loyola Chicago	64 69
														155	H	Loyola Chicago	86 85
														157	H	Jackson St.	77 55
														174	A	Austin Peay	72 77
														181	H	Northern Ill.	69 66
														202	A	Illinois	74 58
														216	H	Western Ill.	78 65
														217	A	North Dakota	66 58
														275	A	Indiana St.	62 55
														275	H	Indiana St.	83 69
														330	A	Evansville	68 51
														330	H	Evansville	81 58
														338	H	SIUE	74 53
LAST 10 Division I																	
275	A	Indiana St.	62 55	67	A	UNI	69 61										
330	A	Evansville	68 51	133	H	Valparaiso	70 78										
105	H	Southern Ill.	66 56	155	H	Loyola Chicago	86 85										
8	H	Missouri St.	78 66	50	H	Bradley	62 66										
25	A	Drake	82 87	8	A	Missouri St.	74 87										

Non-Div I Games: Truman 87 60

Illinois St.

Virginia

Through Games Of March 11, 2020

Average RPI Win:	122	WON-LOST	WINNING	LAST 10	STRENGTH OF	OPP. STRENGTH	TEAM	ADJ.	CONF.	ADJ CONF.
Average RPI Loss:	53	RECORD	PCT. RANK	GAMES	SCHEDULE	OF SCHEDULE	RPI	RPI	RPI	RPI
DIV. I ONLY	13- 17	212	5-5	3	34	75	75	5	5	
DIV. I NON-CONF.	5- 6	187	0	1	15	36	36	4	4	
TOTALS	RPI 1-25	RPI 26-50	W-L RECORDS	RPI 51-100	RPI 101-150	RPI 150+				
13- 17	0- 7	5- 4	OVERALL	2- 3	2- 3	4- 0				
9- 5	0- 3	4- 1	HOME	1- 0	2- 1	2- 0				
4- 10	0- 3	1- 3	AWAY	1- 2	0- 2	2- 0				
0- 2	0- 1	0- 0	NEUTRAL	0- 1	0- 0	0- 0				
5- 6	0- 4	3- 1	NON-CONFERENCE	0- 1	0- 0	2- 0				
3- 2	0- 2	3- 0	HOME	0- 0	0- 0	0- 0				
2- 3	0- 1	0- 1	AWAY	0- 1	0- 0	2- 0				
0- 1	0- 1	0- 0	NEUTRAL	0- 0	0- 0	0- 0				
8- 11	0- 3	2- 3	CONFERENCE	2- 2	2- 3	2- 0				
6- 3	0- 1	1- 1	HOME	1- 0	2- 1	2- 0				
2- 7	0- 2	1- 2	AWAY	1- 1	0- 2	0- 0				
0- 1	0- 0	0- 0	NEUTRAL	0- 1	0- 0	0- 0				

RPI	S	Opponent	Score	RPI	S	Opponent	Score	RPI	S	Opponent	Score	RPI	S	Opponent	Score
4	A	UConn	44 83	27	A	Duke	47 62	62	A	Boston College	69 52	115	A	Wake Forest	56 62
7	A	Louisville	56 71	27	H	Duke	66 63	79	A	Georgia Tech	51 61	118	H	Miami (FL)	69 64
10	N	Mississippi St.	59 72	28	H	James Madison	55 49	81	A	Southern California	49 59	123	H	Notre Dame	90 60
13	H	UCLA	62 73	32	A	Florida St.	55 63	100	H	Syracuse	57 41	147	A	North Carolina	68 78
16	A	NC State	60 80	33	H	Old Dominion	56 53	100	N	Syracuse	50 67	147	H	North Carolina	47 65
16	H	NC State	64 75	38	A	Virginia Tech	86 76					218	A	UNLV	63 55
24	H	Kentucky	47 50	38	H	Virginia Tech	61 69					222	H	Clemson	70 54
				47	A	Rutgers	63 73					280	A	CSUN	72 47
				49	H	Bucknell	84 60					287	H	Pittsburgh	66 55
LAST 10 Division I															
100	N	Syracuse	50 67	118	H	Miami (FL)	69 64								
16	H	NC State	64 75	32	A	Florida St.	55 63								
287	H	Pittsburgh	66 55	222	H	Clemson	70 54								
38	A	Virginia Tech	86 76	100	H	Syracuse	57 41								
27	A	Duke	47 62	147	A	North Carolina	68 78								

Non-Div I Games:

Virginia

Loss, Non-Conf, S Site, H Home A Away N Neutral

Average RPI Win:	175	WON-LOST	WINNING	LAST 10	STRENGTH OF	OPP. STRENGTH	TEAM	ADJ.	CONF.	ADJ CONF.
Average RPI Loss:	100	RECORD	PCT. RANK	GAMES	SCHEDULE	OF SCHEDULE	RPI	RPI	RPI	RPI
DIV. I ONLY	20- 10	70	7-3	129	100	76	76	10	10	
DIV. I NON-CONF.	7- 4	100	0	233	98	123	123	10	10	
TOTALS	RPI 1-25	RPI 26-50	W-L RECORDS	RPI 51-100	RPI 101-150	RPI 150+				
20- 10	1- 1	0- 1	OVERALL	1- 4	6- 1	12- 3				
11- 1	1- 0	0- 1	HOME	1- 0	3- 0	6- 0				
6- 7	0- 1	0- 0	AWAY	0- 4	2- 0	4- 2				
3- 2	0- 0	0- 0	NEUTRAL	0- 0	1- 1	2- 1				
7- 4	0- 0	0- 1	NON-CONFERENCE	0- 2	2- 1	5- 0				
2- 1	0- 0	0- 1	HOME	0- 0	1- 0	1- 0				
2- 2	0- 0	0- 0	AWAY	0- 2	0- 0	2- 0				
3- 1	0- 0	0- 0	NEUTRAL	0- 0	1- 1	2- 0				
13- 6	1- 1	0- 0	CONFERENCE	1- 2	4- 0	7- 3				
9- 0	1- 0	0- 0	HOME	1- 0	2- 0	5- 0				
4- 5	0- 1	0- 0	AWAY	0- 2	2- 0	2- 2				
0- 1	0- 0	0- 0	NEUTRAL	0- 0	0- 0	0- 1				

RPI 1-25				RPI 26-50				RPI 51-100 Team's RPI: 76				RPI 101+			
RPI	S	Opponent	Score	RPI	S	Opponent	Score	RPI	S	Opponent	Score	RPI	S	Opponent	Score
22	A	Central Mich.	39 66	31	H	Western Ky.	86 91	59	A	IUPUI	48 65	101	H	Butler	74 70
22	H	Central Mich.	67 62					61	A	Cincinnati	56 63	107	N	Lehigh	54 52
								80	A	Ohio	71 79	117	A	Buffalo	69 58
								96	A	Kent St.	68 69	117	H	Buffalo	69 65
								96	H	Kent St.	66 62	148	A	Toledo	60 58
												148	H	Toledo	66 60
												150	N	Wisconsin	56 67
												151	A	Western Mich.	64 63
												151	H	Western Mich.	68 65
												160	A	Eastern Mich.	58 61
												160	H	Eastern Mich.	59 54
												160	N	Eastern Mich.	63 64
												181	A	Northern Ill.	62 70
												181	H	Northern Ill.	97 89
												184	H	Akron	60 52
												187	N	Providence	52 51
												230	A	New Mexico	70 57
												231	H	Miami (OH)	80 63
												254	A	Bowling Green	86 80
												270	H	Xavier	70 49
												298	N	LMU (CA)	77 72
												339	A	Purdue Fort Wayne	83 52
LAST 10 Division I															
160	N	Eastern Mich.	63 64	160	A	Eastern Mich.	58 61								
151	A	Western Mich.	64 63	181	H	Northern Ill.	97 89								
181	A	Northern Ill.	62 70	117	A	Buffalo	69 58								
22	H	Central Mich.	67 62	148	A	Toledo	60 58								
148	H	Toledo	66 60	184	H	Akron	60 52								

Non-Div I Games: Urbana 84 49

Ball St.

■ Loss, 
 ■ Non-Conf, S Site, 
 ■ Home 
 ■ Away 
 N Neutral

Average RPI Win:	161	WON-LOST	WINNING	LAST 10	STRENGTH OF	OPP. STRENGTH	TEAM	ADJ.	CONF.	ADJ CONF.
Average RPI Loss:	55	RECORD	PCT. RANK	GAMES	SCHEDULE	OF SCHEDULE	RPI	RPI	RPI	RPI
DIV. I ONLY	16- 13	142	7-3	31	48	77	77	3	3	
DIV. I NON-CONF.	6- 5	151	0	173	205	176	176	3	3	
<hr/>										
TOTALS	RPI 1-25	RPI 26-50	W-L RECORDS	RPI 51-100	RPI 101-150	RPI 150+				
16- 13	0- 5	2- 3	OVERALL	4- 2	4- 2	6- 1				
9- 6	0- 2	1- 1	HOME	1- 2	2- 1	5- 0				
7- 5	0- 3	1- 2	AWAY	3- 0	2- 0	1- 0				
0- 2	0- 0	0- 0	NEUTRAL	0- 0	0- 1	0- 1				
6- 5	0- 1	0- 1	NON-CONFERENCE	0- 0	0- 2	6- 1				
5- 1	0- 0	0- 0	HOME	0- 0	0- 1	5- 0				
1- 2	0- 1	0- 1	AWAY	0- 0	0- 0	1- 0				
0- 2	0- 0	0- 0	NEUTRAL	0- 0	0- 1	0- 1				
10- 8	0- 4	2- 2	CONFERENCE	4- 2	4- 0	0- 0				
4- 5	0- 2	1- 1	HOME	1- 2	2- 0	0- 0				
6- 3	0- 2	1- 1	AWAY	3- 0	2- 0	0- 0				
0- 0	0- 0	0- 0	NEUTRAL	0- 0	0- 0	0- 0				

RPI 1-25				RPI 26-50				RPI 51-100				RPI 101+			
RPI	S	Opponent	Score	RPI	S	Opponent	Score	RPI	S	Opponent	Score	RPI	S	Opponent	Score
2	A	Oregon	51 89	30	A	Arkansas	72 81	68	A	Oklahoma St.	62 52	102	N	Michigan St.	60 65
5	A	Baylor	58 83	42	A	Iowa St.	59 73	68	H	Oklahoma St.	63 70	112	H	UT Arlington	53 57
5	H	Baylor	40 54	42	H	Iowa St.	60 51	70	A	West Virginia	56 55	132	A	Kansas	69 61
19	A	TCU	61 65	43	A	Texas	60 54	70	H	West Virginia	63 74	132	H	Kansas	83 63
19	H	TCU	52 54	43	H	Texas	63 71	92	A	Oklahoma	87 85	135	A	Texas Tech	76 72
								92	H	Oklahoma	92 74	135	H	Texas Tech	84 70
												195	N	Memphis	68 72
												198	H	Oral Roberts	109 69
												204	A	UMKC	74 67
												267	H	Incarnate Word	85 41
												305	H	UTRGV	79 66
												313	H	Omaha	73 48
												341	H	UIC	84 40
<hr/>															
LAST 10 Division I															
132	H	Kansas	83 63	19	H	TCU	52 54	92	A	Oklahoma	87 85				
68	A	Oklahoma St.	62 52	70	A	West Virginia	56 55	5	H	Baylor	40 54				
5	A	Baylor	58 83	135	H	Texas Tech	84 70								
42	H	Iowa St.	60 51												
43	A	Texas	60 54												

Non-Div I Games:

Kansas St.

Average RPI Win:	242	WON-LOST	WINNING	LAST 10	STRENGTH OF	OPP. STRENGTH	TEAM	ADJ.	CONF.	ADJ CONF.
Average RPI Loss:	129	RECORD	PCT. RANK	GAMES	SCHEDULE	OF SCHEDULE	RPI	RPI	RPI	RPI
DIV. I ONLY	20- 7	45	9-1	190	270	78	78	23	23	
DIV. I NON-CONF.	3- 4	201	0	175	221	146	146	24	24	
TOTALS	RPI 1-25	RPI 26-50	W-L RECORDS	RPI 51-100	RPI 101-150	RPI 150+				
20- 7	0- 2	0- 0	OVERALL	2- 2	2- 0	16- 3				
10- 1	0- 0	0- 0	HOME	1- 1	1- 0	8- 0				
9- 6	0- 2	0- 0	AWAY	1- 1	1- 0	7- 3				
1- 0	0- 0	0- 0	NEUTRAL	0- 0	0- 0	1- 0				
3- 4	0- 2	0- 0	NON-CONFERENCE	0- 0	0- 0	3- 2				
1- 0	0- 0	0- 0	HOME	0- 0	0- 0	1- 0				
1- 4	0- 2	0- 0	AWAY	0- 0	0- 0	1- 2				
1- 0	0- 0	0- 0	NEUTRAL	0- 0	0- 0	1- 0				
17- 3	0- 0	0- 0	CONFERENCE	2- 2	2- 0	13- 1				
9- 1	0- 0	0- 0	HOME	1- 1	1- 0	7- 0				
8- 2	0- 0	0- 0	AWAY	1- 1	1- 0	6- 1				
0- 0	0- 0	0- 0	NEUTRAL	0- 0	0- 0	0- 0				

RPI 1-25				RPI 26-50				RPI 51-100 Team's RPI: 78				RPI 101+			
RPI	S	Opponent	Score	RPI	S	Opponent	Score	RPI	S	Opponent	Score	RPI	S	Opponent	Score
8	A	Missouri St.	51 79					82	A	SFA	49 72	145	A	Sam Houston St.	60 45
21	A	Texas A&M	48 85					82	H	SFA	44 66	145	H	Sam Houston St.	57 54
								85	A	Abilene Christian	70 58	173	A	New Orleans	83 53
								85	H	Abilene Christian	68 59	173	H	New Orleans	43 40
												211	A	South Alabama	82 83
												238	H	Central Ark.	67 47
												249	A	Texas St.	48 57
												251	A	Southeastern La.	44 48
												251	H	Southeastern La.	49 48
												255	H	Nicholls St.	55 49
												262	A	Lamar University	64 56
												262	H	Lamar University	49 39
												267	A	Incarnate Word	64 38
												267	H	Incarnate Word	56 50
												305	A	UTRGV	59 54
												305	H	UTRGV	61 50
												306	N	Prairie View	64 52
												318	A	Houston Baptist	75 65
												318	H	Houston Baptist	58 47
												335	A	Northwestern St.	72 59
												347	A	McNeese	73 59
LAST 10 Division I															
318	H	Houston Baptist	58 47	251	H	Southeastern La.	49 48								
145	A	Sam Houston St.	60 45	85	H	Abilene Christian	68 59								
267	H	Incarnate Word	56 50	82	A	SFA	49 72								
173	H	New Orleans	43 40	347	A	McNeese	73 59								
262	A	Lamar University	64 56	318	A	Houston Baptist	75 65								

Non-Div I Games: UNKNOWN 75 55 Huston-Tillotson 63 49 Texas Wesleyan 90 52

A&M-Corpus Christi

Loss, Non-Conf, S Site, H Home A Away N Neutral

Average RPI Win:	161	WON-LOST	WINNING	LAST 10	STRENGTH OF	OPP. STRENGTH	TEAM	ADJ.	CONF.	ADJ CONF.
Average RPI Loss:	66	RECORD	PCT. RANK	GAMES	SCHEDULE	OF SCHEDULE	RPI	RPI	RPI	RPI
DIV. I ONLY	20- 11	81	6-4	108	45	79	79	5	5	
DIV. I NON-CONF.	9- 2	37	0	202	55	63	63	4	4	
TOTALS	RPI 1-25	RPI 26-50	W-L RECORDS	RPI 51-100	RPI 101-150	RPI 150+				
20- 11	1- 3	2- 3	OVERALL	5- 1	3- 4	9- 0				
10- 4	0- 1	1- 0	HOME	1- 1	3- 2	5- 0				
7- 4	1- 0	1- 2	AWAY	2- 0	0- 2	3- 0				
3- 3	0- 2	0- 1	NEUTRAL	2- 0	0- 0	1- 0				
9- 2	0- 1	0- 1	NON-CONFERENCE	3- 0	1- 0	5- 0				
5- 0	0- 0	0- 0	HOME	0- 0	1- 0	4- 0				
2- 0	0- 0	0- 0	AWAY	1- 0	0- 0	1- 0				
2- 2	0- 1	0- 1	NEUTRAL	2- 0	0- 0	0- 0				
11- 9	1- 2	2- 2	CONFERENCE	2- 1	2- 4	4- 0				
5- 4	0- 1	1- 0	HOME	1- 1	2- 2	1- 0				
5- 4	1- 0	1- 2	AWAY	1- 0	0- 2	2- 0				
1- 1	0- 1	0- 0	NEUTRAL	0- 0	0- 0	1- 0				

RPI 1-25				RPI 26-50				RPI 51-100 Team's RPI: 79				RPI 101+			
RPI	S	Opponent	Score	RPI	S	Opponent	Score	RPI	S	Opponent	Score	RPI	S	Opponent	Score
7	H	Louisville	47 58	27	A	Duke	46 58	53	N	Rice	54 52	115	A	Wake Forest	60 65
16	A	NC State	65 61	32	A	Florida St.	67 52	62	H	Boston College	48 55	115	H	Wake Forest	62 52
16	N	NC State	48 57	32	H	Florida St.	65 62	63	N	Seton Hall	79 54	118	A	Miami (FL)	49 54
21	N	Texas A&M	48 60	38	A	Virginia Tech	61 64	64	A	Georgia	73 40	118	H	Miami (FL)	61 54
				47	N	Rutgers	43 46	75	H	Virginia	61 51	123	H	Notre Dame	51 59
								100	A	Syracuse	82 64	147	H	North Carolina	60 67
												150	H	Wisconsin	60 41
												214	H	Houston	69 38
												221	A	Kennesaw St.	63 47
												222	A	Clemson	56 44
												222	H	Clemson	49 47
												287	A	Pittsburgh	77 48
												287	N	Pittsburgh	68 58
												288	H	ETSU	87 48
												316	H	Georgia St.	69 28
												344	H	Grambling	89 42
LAST 10 Division I															
16	N	NC State	48 57	16	A	NC State	65 61								
287	N	Pittsburgh	68 58	38	A	Virginia Tech	61 64								
222	A	Clemson	56 44	115	H	Wake Forest	62 52								
32	H	Florida St.	65 62	287	A	Pittsburgh	77 48								
7	H	Louisville	47 58	123	H	Notre Dame	51 59								

Non-Div I Games:

Georgia Tech

■ Loss, 
 ■ Non-Conf, S Site, 
 ■ Home 
 ■ Away 
 N Neutral



Average RPI Win:	173	WON-LOST	WINNING	LAST 10	STRENGTH OF	OPP. STRENGTH	TEAM	ADJ.	CONF.	ADJ CONF.
Average RPI Loss:	101	RECORD	PCT. RANK	GAMES	SCHEDULE	OF SCHEDULE	RPI	RPI	RPI	RPI
DIV. I ONLY	19- 11	87	6-4	119	85	80	80	10	10	
DIV. I NON-CONF.	7- 4	100	0	136	30	71	71	10	10	
<hr/>										
TOTALS	RPI 1-25	RPI 26-50	W-L RECORDS	RPI 51-100	RPI 101-150	RPI 150+				
19- 11	1- 3	0- 1	OVERALL	3- 2	2- 2	13- 3				
11- 2	0- 1	0- 0	HOME	3- 0	1- 1	7- 0				
6- 8	1- 2	0- 1	AWAY	0- 2	1- 0	4- 3				
2- 1	0- 0	0- 0	NEUTRAL	0- 0	0- 1	2- 0				
7- 4	1- 1	0- 1	NON-CONFERENCE	1- 1	0- 1	5- 0				
4- 0	0- 0	0- 0	HOME	1- 0	0- 0	3- 0				
2- 3	1- 1	0- 1	AWAY	0- 1	0- 0	1- 0				
1- 1	0- 0	0- 0	NEUTRAL	0- 0	0- 1	1- 0				
12- 7	0- 2	0- 0	CONFERENCE	2- 1	2- 1	8- 3				
7- 2	0- 1	0- 0	HOME	2- 0	1- 1	4- 0				
4- 5	0- 1	0- 0	AWAY	0- 1	1- 0	3- 3				
1- 0	0- 0	0- 0	NEUTRAL	0- 0	0- 0	1- 0				

RPI 1-25				RPI 26-50				RPI 51-100 Team's RPI: 80				RPI 101+			
RPI	S	Opponent	Score	RPI	S	Opponent	Score	RPI	S	Opponent	Score	RPI	S	Opponent	Score
17	A	Ohio St.	74 68	43	A	Texas	60 73	59	H	IUPUI	70 64	101	N	Butler	55 60
19	A	TCU	72 79					76	H	Ball St.	79 71	117	A	Buffalo	76 65
22	A	Central Mich.	90 92					96	A	Kent St.	77 81	117	H	Buffalo	62 63
22	H	Central Mich.	71 73					96	H	Kent St.	63 57	148	H	Toledo	86 58
								100	A	Syracuse	54 66	151	A	Western Mich.	72 73
												151	N	Western Mich.	84 75
												160	A	Eastern Mich.	75 65
												181	A	Northern Ill.	85 79
												181	H	Northern Ill.	87 67
												184	A	Akron	76 79
												184	H	Akron	70 57
												203	H	American	81 69
												207	A	Chattanooga	70 58
												231	A	Miami (OH)	84 70
												231	H	Miami (OH)	92 78
												240	H	Marshall	67 51
												254	A	Bowling Green	68 82
												254	H	Bowling Green	79 69
												267	H	Incarnate Word	78 41
												287	N	Pittsburgh	72 50
<hr/>															
LAST 10 Division I															
151	N	Western Mich.	84 75	184	A	Akron	76 79								
231	H	Miami (OH)	92 78	148	H	Toledo	86 58								
96	A	Kent St.	77 81	231	A	Miami (OH)	84 70								
117	H	Buffalo	62 63	96	H	Kent St.	63 57								
254	A	Bowling Green	68 82	160	A	Eastern Mich.	75 65								

Non-Div I Games:

Ohio

Average RPI Win:	153	WON-LOST	WINNING	LAST 10	STRENGTH OF	OPP. STRENGTH	TEAM	ADJ.	CONF.	ADJ CONF.
Average RPI Loss:	62	RECORD	PCT. RANK	GAMES	SCHEDULE	OF SCHEDULE	RPI	RPI	RPI	RPI
DIV. I ONLY	17- 14	146	6-4	47	30	81	81	1	1	
DIV. I NON-CONF.	8- 3	68	0	224	153	114	114	2	2	
TOTALS	RPI 1-25	RPI 26-50	W-L RECORDS	RPI 51-100	RPI 101-150	RPI 150+				
17- 14	2- 5	0- 4	OVERALL	4- 2	5- 2	6- 1				
11- 4	2- 2	0- 2	HOME	2- 0	3- 0	4- 0				
4- 8	0- 2	0- 2	AWAY	0- 1	2- 2	2- 1				
2- 2	0- 1	0- 0	NEUTRAL	2- 1	0- 0	0- 0				
8- 3	0- 1	0- 0	NON-CONFERENCE	2- 1	0- 0	6- 1				
5- 1	0- 1	0- 0	HOME	1- 0	0- 0	4- 0				
2- 1	0- 0	0- 0	AWAY	0- 0	0- 0	2- 1				
1- 1	0- 0	0- 0	NEUTRAL	1- 1	0- 0	0- 0				
9- 11	2- 4	0- 4	CONFERENCE	2- 1	5- 2	0- 0				
6- 3	2- 1	0- 2	HOME	1- 0	3- 0	0- 0				
2- 7	0- 2	0- 2	AWAY	0- 1	2- 2	0- 0				
1- 1	0- 1	0- 0	NEUTRAL	1- 0	0- 0	0- 0				

RPI 1-25				RPI 26-50				RPI 51-100				RPI 101-150				RPI 150+			
RPI	S	Opponent	Score	RPI	S	Opponent	Score	RPI	S	Opponent	Score	RPI	S	Opponent	Score	RPI	S	Opponent	Score
2	H	Oregon	67 93	29	A	Arizona	57 73	72	N	Alabama	60 57	106	A	Utah	65 67				
6	A	Stanford	59 79	29	H	Arizona	57 65	75	H	Virginia	59 49	106	H	Utah	69 66				
13	A	UCLA	59 83	40	A	Arizona St.	75 76	90	N	Nebraska	54 67	109	A	Washington St.	66 60				
13	H	UCLA	70 68	40	H	Arizona St.	54 63	95	A	Colorado	53 66	109	H	Washington St.	74 63				
13	N	UCLA	66 73					95	H	Colorado	66 55	125	A	California	75 67				
20	H	Oregon St.	72 66					95	N	Colorado	69 54	140	A	Washington	66 75				
21	H	Texas A&M	64 74									140	H	Washington	81 78				
												218	H	UNLV	75 54				
												236	H	Nevada	50 47				
												245	A	UC Santa Barbara	46 57				
												280	A	CSUN	69 53				
												283	H	Long Beach St.	57 40				
												305	H	UTRGV	80 43				
												312	A	UC Riverside	76 59				
LAST 10 Division I																			
		13 N UCLA	66 73			140 A Washington	66 75												
		95 N Colorado	69 54			2 H Oregon	67 93												
		95 H Colorado	66 55			20 H Oregon St.	72 66												
		106 H Utah	69 66			6 A Stanford	59 79												
		109 A Washington St.	66 60			125 A California	75 67												

Non-Div I Games:

Southern California

■ Loss, 
 ■ Non-Conf, 
 ■ S Site, 
 ■ H Home 
 ■ A Away 
 N Neutral

SFA										
Average RPI Win:	236	WON-LOST	WINNING	LAST 10	STRENGTH OF	OPP. STRENGTH	TEAM	ADJ.	CONF.	ADJ CONF.
Average RPI Loss:	133	RECORD	PCT. RANK	GAMES	SCHEDULE	OF SCHEDULE	RPI	RPI	RPI	RPI
DIV. I ONLY	20- 6	30	7-3	236	261	82	82	23	23	
DIV. I NON-CONF.	4- 2	90	0	257	157	129	129	24	24	
TOTALS	RPI 1-25	RPI 26-50	W-L RECORDS	RPI 51-100	RPI 101-150	RPI 150+				
20- 6	0- 0	0- 1	OVERALL	3- 2	1- 1	16- 2				
11- 1	0- 0	0- 1	HOME	2- 0	1- 0	8- 0				
8- 5	0- 0	0- 0	AWAY	1- 2	0- 1	7- 2				
1- 0	0- 0	0- 0	NEUTRAL	0- 0	0- 0	1- 0				
4- 2	0- 0	0- 1	NON-CONFERENCE	0- 1	0- 0	4- 0				
1- 1	0- 0	0- 1	HOME	0- 0	0- 0	1- 0				
2- 1	0- 0	0- 0	AWAY	0- 1	0- 0	2- 0				
1- 0	0- 0	0- 0	NEUTRAL	0- 0	0- 0	1- 0				
16- 4	0- 0	0- 0	CONFERENCE	3- 1	1- 1	12- 2				
10- 0	0- 0	0- 0	HOME	2- 0	1- 0	7- 0				
6- 4	0- 0	0- 0	AWAY	1- 1	0- 1	5- 2				
0- 0	0- 0	0- 0	NEUTRAL	0- 0	0- 0	0- 0				

RPI 1-25				RPI 26-50				RPI 51-100				Team's RPI: 82		RPI 101+			
RPI	S	Opponent	Score	RPI	S	Opponent	Score	RPI	S	Opponent	Score			RPI	S	Opponent	Score
37	H	UCF	57 63					78	A	A&M-Corpus Christi	66 44	145	A	Sam Houston St.	55 63		
								78	H	A&M-Corpus Christi	72 49	145	H	Sam Houston St.	64 50		
								85	A	Abilene Christian	62 88	173	A	New Orleans	50 53		
								85	H	Abilene Christian	69 59	173	H	New Orleans	59 47		
								92	A	Oklahoma	62 75	236	A	Nevada	80 65		
												238	A	Central Ark.	58 37		
												238	H	Central Ark.	102 41		
												245	N	UC Santa Barbara	67 56		
												251	H	Southeastern La.	77 51		
												255	A	Nicholls St.	78 61		
												258	A	Tulsa	67 63		
												262	A	Lamar University	54 53		
												262	H	Lamar University	70 50		
												267	A	Incarnate Word	52 60		
												267	H	Incarnate Word	67 45		
												318	A	Houston Baptist	59 42		
												323	H	Alcorn	67 62		
												335	A	Northwestern St.	61 45		
												335	H	Northwestern St.	89 40		
												347	H	McNeese	82 51		
LAST 10 Division I																	
145	H	Sam Houston St.	64 50	238	A	Central Ark.	58 37										
85	A	Abilene Christian	62 88	78	H	A&M-Corpus Christi	72 49										
262	H	Lamar University	70 50	173	H	New Orleans	59 47										
335	A	Northwestern St.	61 45	255	A	Nicholls St.	78 61										
267	A	Incarnate Word	52 60	145	A	Sam Houston St.	55 63										

Non-Div I Games: LSU-Shreveport 75 32 Cent. Christian (KS104 46 Our Lady of the Lak87 75

SFA

Loss, Non-Conf, S Site, H Home A Away N Neutral

Average RPI Win:	217	WON-LOST	WINNING	LAST 10	STRENGTH OF	OPP. STRENGTH	TEAM	ADJ.	CONF.	ADJ CONF.
Average RPI Loss:	113	RECORD	PCT. RANK	GAMES	SCHEDULE	OF SCHEDULE	RPI	RPI	RPI	RPI
DIV. I ONLY	22- 9	54	9-1	141	159	83	83	17	17	
DIV. I NON-CONF.	6- 4	123	0	80	28	88	88	20	20	
TOTALS	RPI 1-25	RPI 26-50	W-L RECORDS	RPI 51-100	RPI 101-150	RPI 150+				
22- 9	0- 3	0- 0	OVERALL	2- 1	2- 2	18- 3				
11- 4	0- 1	0- 0	HOME	1- 1	1- 1	9- 1				
8- 5	0- 2	0- 0	AWAY	0- 0	1- 1	7- 2				
3- 0	0- 0	0- 0	NEUTRAL	1- 0	0- 0	2- 0				
6- 4	0- 3	0- 0	NON-CONFERENCE	1- 0	1- 1	4- 0				
4- 2	0- 1	0- 0	HOME	1- 0	0- 1	3- 0				
2- 2	0- 2	0- 0	AWAY	0- 0	1- 0	1- 0				
0- 0	0- 0	0- 0	NEUTRAL	0- 0	0- 0	0- 0				
16- 5	0- 0	0- 0	CONFERENCE	1- 1	1- 1	14- 3				
7- 2	0- 0	0- 0	HOME	0- 1	1- 0	6- 1				
6- 3	0- 0	0- 0	AWAY	0- 0	0- 1	6- 2				
3- 0	0- 0	0- 0	NEUTRAL	1- 0	0- 0	2- 0				

RPI S	Opponent	Score	RPI S	Opponent	Score	RPI S	Opponent	Score	RPI S	Opponent	Score
7	A Louisville	82 98				65	H Fresno St.	80 85	108	A UAB	83 81
8	H Missouri St.	69 72				65	N Fresno St.	80 76	109	H Washington St.	68 80
19	A TCU	65 77				94	H BYU	66 55	146	A San Jose St.	61 74
									146	H San Jose St.	85 67
									167	A Wyoming	68 73
									167	H Wyoming	67 48
									167	N Wyoming	79 71
									178	H Pepperdine	76 74
									197	H Portland St.	82 57
									218	A UNLV	65 66
									218	H UNLV	81 52
									230	A New Mexico	95 76
									230	H New Mexico	83 82
									236	A Nevada	83 72
									236	H Nevada	54 40
									244	A San Diego St.	69 67
									244	H San Diego St.	86 72
									271	A Air Force	74 69
									271	H Air Force	70 61
									271	N Air Force	73 50
									279	A Utah St.	65 59
									279	H Utah St.	56 58
									294	A Colorado St.	72 69
									302	H Utah Valley	77 69
									315	A Eastern Wash.	63 61
LAST 10 Division I											
			65	N Fresno St.	80 76		146	H San Jose St.	85 67		
			167	N Wyoming	79 71		244	A San Diego St.	69 67		
			271	N Air Force	73 50		271	A Air Force	74 69		
			218	H UNLV	81 52		279	H Utah St.	56 58		
			230	A New Mexico	95 76		167	H Wyoming	67 48		

Non-Div I Games: Lewis-Clark St. 88 34 Western Ore. 75 32

Boise St.

Average RPI Win: <b>152</b>	WON-LOST	WINNING	LAST 10	STRENGTH OF	OPP. STRENGTH	TEAM	ADJ.	CONF.	ADJ CONF.
Average RPI Loss: <b>74</b>	RECORD	PCT. RANK	GAMES	SCHEDULE	OF SCHEDULE	RPI	RPI	RPI	RPI
DIV. I ONLY	<b>18- 13</b>	<b>129</b>	<b>6-4</b>	<b>79</b>	<b>66</b>	<b>84</b>	<b>84</b>	<b>6</b>	<b>6</b>
DIV. I NON-CONF.	<b>6- 5</b>	<b>151</b>	<b>0</b>	<b>63</b>	<b>56</b>	<b>84</b>	<b>84</b>	<b>6</b>	<b>6</b>
TOTALS	RPI 1-25	RPI 26-50	W-L RECORDS	RPI 51-100	RPI 101-150	RPI 150+			
18- 13	2- 3	0- 2	OVERALL	6- 3	0- 4	10- 1			
9- 5	2- 0	0- 1	HOME	2- 2	0- 2	5- 0			
8- 7	0- 2	0- 1	AWAY	4- 1	0- 2	4- 1			
1- 1	0- 1	0- 0	NEUTRAL	0- 0	0- 0	1- 0			
6- 5	0- 0	0- 2	NON-CONFERENCE	3- 0	0- 2	3- 1			
3- 2	0- 0	0- 1	HOME	1- 0	0- 1	2- 0			
3- 3	0- 0	0- 1	AWAY	2- 0	0- 1	1- 1			
0- 0	0- 0	0- 0	NEUTRAL	0- 0	0- 0	0- 0			
12- 8	2- 3	0- 0	CONFERENCE	3- 3	0- 2	7- 0			
6- 3	2- 0	0- 0	HOME	1- 2	0- 1	3- 0			
5- 4	0- 2	0- 0	AWAY	2- 1	0- 1	3- 0			
1- 1	0- 1	0- 0	NEUTRAL	0- 0	0- 0	1- 0			

RPI S Opponent	Score	RPI S Opponent	Score	RPI S Opponent	Score	RPI S Opponent	Score
18 <b>A</b> DePaul	69 <b>85</b>	28 <b>H</b> James Madison	52 <b>56</b>	51 <b>A</b> Creighton	47 <b>67</b>	101 <b>A</b> Butler	61 <b>63</b>
18 <b>H</b> DePaul	76 58	39 <b>A</b> Drexel	52 <b>54</b>	51 <b>H</b> Creighton	42 <b>58</b>	101 <b>H</b> Butler	41 <b>58</b>
23 <b>A</b> Marquette	52 <b>57</b>			56 <b>H</b> Penn	70 58	116 <b>A</b> Temple	69 <b>74</b>
23 <b>H</b> Marquette	61 47			58 <b>A</b> St. John's (NY)	67 62	142 <b>H</b> George Washington	56 <b>68</b>
23 N Marquette	59 <b>72</b>			58 <b>H</b> St. John's (NY)	66 64	186 <b>H</b> Manhattan	63 51
				63 <b>A</b> Seton Hall	61 55	187 <b>A</b> Providence	74 63
				63 <b>H</b> Seton Hall	63 <b>65</b>	187 <b>H</b> Providence	51 49
				64 <b>A</b> Georgia	63 58	194 <b>A</b> La Salle	77 69
				87 <b>A</b> Fordham	73 66	203 <b>A</b> American	54 <b>76</b>
						237 <b>H</b> Saint Joseph's	60 44
						256 <b>A</b> Georgetown	48 40
						256 <b>H</b> Georgetown	74 53
						270 <b>A</b> Xavier	55 54
						270 <b>H</b> Xavier	66 54
						270 N Xavier	64 56
LAST 10 Division I							
23 N Marquette	59 <b>72</b>	23 <b>H</b> Marquette	61 47				
270 N Xavier	64 56	256 <b>A</b> Georgetown	48 40				
187 <b>A</b> Providence	74 63	101 <b>A</b> Butler	61 <b>63</b>				
51 <b>A</b> Creighton	47 <b>67</b>	270 <b>A</b> Xavier	55 54				
18 <b>H</b> DePaul	76 58	63 <b>H</b> Seton Hall	63 <b>65</b>				

Non-Div I Games:

Villanova

■ Loss, 
 ■ Non-Conf, 
 ■ S Site, 
 ■ Home 
 ■ Away 
 N Neutral

Through Games of March 17, 1968				Through Games of March 17, 1968						
Average RPI Win:	237	WON-LOST	WINNING	LAST 10	STRENGTH OF	OPP. STRENGTH	TEAM	ADJ.	CONF.	ADJ CONF.
Average RPI Loss:	119	RECORD	PCT. RANK	GAMES	SCHEDULE	OF SCHEDULE	RPI	RPI	RPI	RPI
DIV. I ONLY		20- 5	24	9-1	243	257	85	85	23	23
DIV. I NON-CONF.		4- 1	51	0	220	123	55	55	24	24

TOTALS	RPI 1-25	RPI 26-50	W-L RECORDS	RPI 51-100	RPI 101-150	RPI 150+
20- 5	0- 0	0- 0	OVERALL	1- 4	3- 0	16- 1
10- 2	0- 0	0- 0	HOME	1- 1	1- 0	8- 1
10- 3	0- 0	0- 0	AWAY	0- 3	2- 0	8- 0
0- 0	0- 0	0- 0	NEUTRAL	0- 0	0- 0	0- 0
4- 1	0- 0	0- 0	NON-CONFERENCE	0- 1	1- 0	3- 0
2- 0	0- 0	0- 0	HOME	0- 0	0- 0	2- 0
2- 1	0- 0	0- 0	AWAY	0- 1	1- 0	1- 0
0- 0	0- 0	0- 0	NEUTRAL	0- 0	0- 0	0- 0
16- 4	0- 0	0- 0	CONFERENCE	1- 3	2- 0	13- 1
8- 2	0- 0	0- 0	HOME	1- 1	1- 0	6- 1
8- 2	0- 0	0- 0	AWAY	0- 2	1- 0	7- 0
0- 0	0- 0	0- 0	NEUTRAL	0- 0	0- 0	0- 0

RPI 1-25				RPI 26-50				RPI 51-100				Team's RPI: 85		RPI 101+			
RPI	S	Opponent	Score	RPI	S	Opponent	Score	RPI	S	Opponent	Score		RPI	S	Opponent	Score	
								78	A	A&M-Corpus Christi	59	68	103	A	Portland	76 69	
								78	H	A&M-Corpus Christi	58	70	145	A	Sam Houston St.	81 73	
								82	A	SFA	59	69	145	H	Sam Houston St.	94 91	
								82	H	SFA	88	62	172	A	Wright St.	83 64	
								92	A	Oklahoma	65	78	173	H	New Orleans	76 62	
													238	A	Central Ark.	74 64	
													238	H	Central Ark.	93 71	
													251	A	Southeastern La.	68 62	
													251	H	Southeastern La.	61 53	
													255	A	Nicholls St.	95 84	
													258	H	Tulsa	73 63	
													262	A	Lamar University	75 49	
													262	H	Lamar University	78 72	
													267	A	Incarnate Word	76 69	
													267	H	Incarnate Word	70 71	
													311	H	New Mexico St.	67 54	
													318	A	Houston Baptist	84 79	
													318	H	Houston Baptist	71 54	
													335	H	Northwestern St.	84 69	
													347	A	McNeese	90 73	
				LAST 10 Division I													
				267	A	Incarnate Word	76 69	318	A	Houston Baptist	84 79						
				82	H	SFA	88 62	78	A	A&M-Corpus Christi	59 68						
				238	H	Central Ark.	93 71	318	H	Houston Baptist	71 54						
				145	H	Sam Houston St.	94 91	262	A	Lamar University	75 49						
				251	A	Southeastern La.	68 62	335	H	Northwestern St.	84 69						

Non-Div I Games:	Howard Payne	96	38	Schreiner	110	37	Southwest (NM)	104	52	McMurry	111	43	Abilene Christian
------------------	--------------	----	----	-----------	-----	----	----------------	-----	----	---------	-----	----	-------------------

■ Loss, ■ Non-Conf, S Site, H Home A Away N Neutral

## Saint Louis

Through Games Of March 11, 2020

Average RPI Win:	169	WON-LOST	WINNING	LAST 10	STRENGTH OF	OPP. STRENGTH	TEAM	ADJ.	CONF.	ADJ CONF.
Average RPI Loss:	99	RECORD	PCT. RANK	GAMES	SCHEDULE	OF SCHEDULE	RPI	RPI	RPI	RPI
DIV. I ONLY	19- 13	122	6-4	77	108	86	86	12	12	
DIV. I NON-CONF.	8- 5	117	0	88	73	75	75	12	12	
TOTALS	RPI 1-25	RPI 26-50	W-L RECORDS	RPI 51-100	RPI 101-150	RPI 150+				
19- 13	0- 1	1- 3	OVERALL	4- 3	6- 4	8- 2				
10- 5	0- 1	1- 1	HOME	3- 1	3- 2	3- 0				
8- 8	0- 0	0- 2	AWAY	1- 2	2- 2	5- 2				
1- 0	0- 0	0- 0	NEUTRAL	0- 0	1- 0	0- 0				
8- 5	0- 1	1- 0	NON-CONFERENCE	3- 0	1- 3	3- 1				
4- 2	0- 1	1- 0	HOME	2- 0	1- 1	0- 0				
4- 3	0- 0	0- 0	AWAY	1- 0	0- 2	3- 1				
0- 0	0- 0	0- 0	NEUTRAL	0- 0	0- 0	0- 0				
11- 8	0- 0	0- 3	CONFERENCE	1- 3	5- 1	5- 1				
6- 3	0- 0	0- 1	HOME	1- 1	2- 1	3- 0				
4- 5	0- 0	0- 2	AWAY	0- 2	2- 0	2- 1				
1- 0	0- 0	0- 0	NEUTRAL	0- 0	1- 0	0- 0				

RPI	S	Opponent	Score	RPI	S	Opponent	Score	RPI	S	Opponent	Score	RPI	S	Opponent	Score
9	H	Princeton	50 66	41	A	Dayton	47 48	61	A	Cincinnati	60 50	105	A	Southern Ill.	53 61
				41	A	Dayton	50 58	74	H	Illinois St.	61 56	124	A	Richmond	60 57
				41	H	Dayton	66 78	87	A	Fordham	54 66	126	H	Colgate	61 51
				48	H	UT Martin	56 50	87	H	Fordham	59 49	127	A	Vanderbilt	50 62
								88	H	Southeast Mo. St.	76 61	131	H	Duquesne	53 50
								89	A	VCU	60 67	132	H	Kansas	60 68
								89	H	VCU	52 65	139	H	Davidson	58 65
												142	A	George Washington	59 45
												149	H	Massachusetts	71 56
												149	N	Massachusetts	65 52
												177	A	Missouri	58 83
												185	A	Northern Ky.	67 42
												194	A	La Salle	77 61
												210	A	Rhode Island	63 72
												237	H	Saint Joseph's	63 48
												252	A	George Mason	64 51
												252	H	George Mason	69 61
												275	A	Indiana St.	55 53
												299	H	St. Bonaventure	72 51
												338	A	SIUE	68 35
LAST 10 Division I															
				41	A	Dayton	50 58	89	A	VCU	60 67				
				149	N	Massachusetts	65 52	87	H	Fordham	59 49				
				252	H	George Mason	69 61	149	H	Massachusetts	71 56				
				41	H	Dayton	66 78	210	A	Rhode Island	63 72				
				124	A	Richmond	60 57	252	A	George Mason	64 51				

Non-Div I Games:

Saint Louis

■ Loss, 
 ■ Non-Conf, 
 ■ S Site, 
 ■ H Home 
 ■ A Away 
 N Neutral

Average RPI Win:	171	WON-LOST	WINNING	LAST 10	STRENGTH OF	OPP. STRENGTH	TEAM	ADJ.	CONF.	ADJ CONF.
Average RPI Loss:	105	RECORD	PCT. RANK	GAMES	SCHEDULE	OF SCHEDULE	RPI	RPI	RPI	RPI
DIV. I ONLY	21- 11	75	7-3	122	101	87	87	12	12	
DIV. I NON-CONF.	8- 5	117	0	158	66	125	125	12	12	
TOTALS	RPI 1-25	RPI 26-50	W-L RECORDS	RPI 51-100	RPI 101-150	RPI 150+				
21- 11	0- 0	1- 2	OVERALL	2- 4	7- 4	11- 1				
14- 2	0- 0	1- 0	HOME	1- 1	3- 1	9- 0				
5- 7	0- 0	0- 1	AWAY	1- 2	2- 3	2- 1				
2- 2	0- 0	0- 1	NEUTRAL	0- 1	2- 0	0- 0				
8- 5	0- 0	0- 1	NON-CONFERENCE	1- 1	2- 2	5- 1				
5- 2	0- 0	0- 0	HOME	0- 1	1- 1	4- 0				
2- 2	0- 0	0- 0	AWAY	1- 0	0- 1	1- 1				
1- 1	0- 0	0- 1	NEUTRAL	0- 0	1- 0	0- 0				
13- 6	0- 0	1- 1	CONFERENCE	1- 3	5- 2	6- 0				
9- 0	0- 0	1- 0	HOME	1- 0	2- 0	5- 0				
3- 5	0- 0	0- 1	AWAY	0- 2	2- 2	1- 0				
1- 1	0- 0	0- 0	NEUTRAL	0- 1	1- 0	0- 0				

RPI S	Opponent	Score	RPI S	Opponent	Score	RPI S	Opponent	Score	RPI S	Opponent	Score
30 N	Arkansas	59 71	60 A	Charlotte	76 51	107 N	Lehigh	59 57	107 N	Lehigh	59 57
41 A	Dayton	44 48	84 H	Villanova	66 73	119 A	Columbia	51 70	119 A	Columbia	51 70
41 H	Dayton	50 38	86 A	Saint Louis	49 59	123 H	Notre Dame	55 60	123 H	Notre Dame	55 60
			86 H	Saint Louis	66 54	124 A	Richmond	64 47	124 A	Richmond	64 47
			89 A	VCU	52 62	131 A	Duquesne	63 74	131 A	Duquesne	63 74
			89 N	VCU	55 60	131 N	Duquesne	54 47	131 N	Duquesne	54 47
						139 A	Davidson	62 74	139 A	Davidson	62 74
						139 H	Davidson	47 46	139 H	Davidson	47 46
						142 H	George Washington	53 47	142 H	George Washington	53 47
						144 H	Northeastern	74 58	144 H	Northeastern	74 58
						149 A	Massachusetts	69 64	149 A	Massachusetts	69 64
						152 H	Samford	68 37	152 H	Samford	68 37
						186 A	Manhattan	51 45	186 A	Manhattan	51 45
						194 H	La Salle	62 45	194 H	La Salle	62 45
						210 H	Rhode Island	60 50	210 H	Rhode Island	60 50
						214 H	Houston	63 54	214 H	Houston	63 54
						219 A	Penn St.	59 72	219 A	Penn St.	59 72
						225 H	Southern U.	65 52	225 H	Southern U.	65 52
						237 H	Saint Joseph's	67 45	237 H	Saint Joseph's	67 45
						237 H	Saint Joseph's	59 36	237 H	Saint Joseph's	59 36
						252 A	George Mason	66 54	252 A	George Mason	66 54
						256 H	Georgetown	67 54	256 H	Georgetown	67 54
						299 H	St. Bonaventure	79 53	299 H	St. Bonaventure	79 53
LAST 10 Division I											
89 N	VCU	55 60	41 H	Dayton	50 38						
131 N	Duquesne	54 47	86 A	Saint Louis	49 59						
237 H	Saint Joseph's	59 36	124 A	Richmond	64 47						
237 H	Saint Joseph's	67 45	139 H	Davidson	47 46						
131 A	Duquesne	63 74	149 A	Massachusetts	69 64						

Non-Div I Games:

Fordham

■ Loss, 
■ Non-Conf, 
■ S Site, 
■ H Home 
■ A Away 
N Neutral



SCHEDULE NOV. 2016				THROUGH JAN. 31, 2017						
Average RPI Win:	226	WON-LOST	WINNING	LAST 10	STRENGTH OF	OPP. STRENGTH	TEAM	ADJ.	CONF.	ADJ CONF.
Average RPI Loss:	151	RECORD	PCT. RANK	GAMES	SCHEDULE	OF SCHEDULE	RPI	RPI	RPI	RPI
DIV. I ONLY	23- 7	31	8-2	263	231	88	88	20	20	
DIV. I NON-CONF.	6- 3	90	0	346	162	182	182	23	23	
TOTALS	RPI 1-25	RPI 26-50	W-L RECORDS	RPI 51-100	RPI 101-150	RPI 150+				
23- 7	0- 0	2- 1	OVERALL	1- 2	1- 0	19- 4				
10- 1	0- 0	1- 0	HOME	0- 1	1- 0	8- 0				
10- 6	0- 0	0- 1	AWAY	0- 1	0- 0	10- 4				
3- 0	0- 0	1- 0	NEUTRAL	1- 0	0- 0	1- 0				
6- 3	0- 0	0- 0	NON-CONFERENCE	0- 1	1- 0	5- 2				
2- 0	0- 0	0- 0	HOME	0- 0	1- 0	1- 0				
4- 3	0- 0	0- 0	AWAY	0- 1	0- 0	4- 2				
0- 0	0- 0	0- 0	NEUTRAL	0- 0	0- 0	0- 0				
17- 4	0- 0	2- 1	CONFERENCE	1- 1	0- 0	14- 2				
8- 1	0- 0	1- 0	HOME	0- 1	0- 0	7- 0				
6- 3	0- 0	0- 1	AWAY	0- 0	0- 0	6- 2				
3- 0	0- 0	1- 0	NEUTRAL	1- 0	0- 0	1- 0				

[illegible]

Non-Div I Games:	Harris-Stowe	106	64	Mo.-St. Louis	70	56
------------------	--------------	-----	----	---------------	----	----

Southeast Mo. St.

Loss, Non-Conf, S Site, H Home A Away N Neutral

Average RPI Win:	180	WON-LOST	WINNING	LAST 10	STRENGTH OF	OPP. STRENGTH	TEAM	ADJ.	CONF.	ADJ CONF.
Average RPI Loss:	95	RECORD	PCT. RANK	GAMES	SCHEDULE	OF SCHEDULE	RPI	RPI	RPI	RPI
DIV. I ONLY	20- 12	99	7-3	96	103	89	89	12	12	
DIV. I NON-CONF.	5- 8	221	0	115	94	212	212	12	12	
TOTALS	RPI 1-25	RPI 26-50	W-L RECORDS	RPI 51-100	RPI 101-150	RPI 150+				
20- 12	0- 0	1- 3	OVERALL	4- 4	5- 3	10- 2				
10- 5	0- 0	1- 0	HOME	2- 1	1- 3	6- 1				
7- 7	0- 0	0- 3	AWAY	1- 3	3- 0	3- 1				
3- 0	0- 0	0- 0	NEUTRAL	1- 0	1- 0	1- 0				
5- 8	0- 0	1- 1	NON-CONFERENCE	0- 4	0- 1	4- 2				
4- 3	0- 0	1- 0	HOME	0- 1	0- 1	3- 1				
0- 5	0- 0	0- 1	AWAY	0- 3	0- 0	0- 1				
1- 0	0- 0	0- 0	NEUTRAL	0- 0	0- 0	1- 0				
15- 4	0- 0	0- 2	CONFERENCE	4- 0	5- 2	6- 0				
6- 2	0- 0	0- 0	HOME	2- 0	1- 2	3- 0				
7- 2	0- 0	0- 2	AWAY	1- 0	3- 0	3- 0				
2- 0	0- 0	0- 0	NEUTRAL	1- 0	1- 0	0- 0				

RPI S	Opponent	Score	RPI S	Opponent	Score	RPI S	Opponent	Score	RPI S	Opponent	Score
33	H Old Dominion	62 49	61	H Cincinnati	56 58	104	H William & Mary	55 69			
41	A Dayton	48 52	62	A Boston College	52 87	124	A Richmond	57 42			
41	A Dayton	67 72	63	A Seton Hall	33 53	124	H Richmond	53 50			
46	A Middle Tenn.	63 86	69	A South Fla.	55 77	131	H Duquesne	76 79			
			86	A Saint Louis	65 52	139	A Davidson	55 51			
			86	H Saint Louis	67 60	139	N Davidson	58 52			
			87	H Fordham	62 52	142	H George Washington	55 56			
			87	N Fordham	60 55	149	A Massachusetts	61 46			
						163	H N.C. A&T	58 69			
						194	A La Salle	67 61			
						210	A Rhode Island	75 54			
						212	A Southern Miss.	39 51			
						226	H Appalachian St.	66 38			
						237	H Saint Joseph's	47 40			
						242	H East Carolina	53 40			
						252	A George Mason	82 63			
						252	H George Mason	48 36			
						299	H St. Bonaventure	56 47			
						312	H UC Riverside	67 51			
						313	N Omaha	74 66			
LAST 10 Division I											
41	A Dayton	48 52	86	H Saint Louis	67 60						
87	N Fordham	60 55	194	A La Salle	67 61						
139	N Davidson	58 52	41	A Dayton	67 72						
139	A Davidson	55 51	299	H St. Bonaventure	56 47						
252	H George Mason	48 36	142	H George Washington	55 56						

Non-Div I Games:

VCU

■ Loss, 
 ■ Non-Conf, 
 S Site, 
 ■ Home 
 ■ Away 
 N Neutral

## Nebraska

Through Games Of March 11, 2020

Average RPI Win:	167	WON-LOST	WINNING	LAST 10	STRENGTH OF	OPP. STRENGTH	TEAM	ADJ.	CONF.	ADJ CONF.
Average RPI Loss:	35	RECORD	PCT. RANK	GAMES	SCHEDULE	OF SCHEDULE	RPI	RPI	RPI	RPI
DIV. I ONLY	17- 13	136	2-8	53	29	90	90	2	2	
DIV. I NON-CONF.	10- 1	20	0	211	232	61	61	1	1	
TOTALS	RPI 1-25	RPI 26-50	W-L RECORDS	RPI 51-100	RPI 101-150	RPI 150+				
17- 13	1- 7	2- 3	OVERALL	2- 2	2- 1	10- 0				
13- 4	1- 2	2- 1	HOME	1- 1	1- 0	8- 0				
2- 8	0- 5	0- 1	AWAY	0- 1	1- 1	1- 0				
2- 1	0- 0	0- 1	NEUTRAL	1- 0	0- 0	1- 0				
10- 1	0- 0	1- 0	NON-CONFERENCE	1- 1	0- 0	8- 0				
7- 1	0- 0	1- 0	HOME	0- 1	0- 0	6- 0				
1- 0	0- 0	0- 0	AWAY	0- 0	0- 0	1- 0				
2- 0	0- 0	0- 0	NEUTRAL	1- 0	0- 0	1- 0				
7- 12	1- 7	1- 3	CONFERENCE	1- 1	2- 1	2- 0				
6- 3	1- 2	1- 1	HOME	1- 0	1- 0	2- 0				
1- 8	0- 5	0- 1	AWAY	0- 1	1- 1	0- 0				
0- 1	0- 0	0- 1	NEUTRAL	0- 0	0- 0	0- 0				

RPI	S	Opponent	Score	RPI	S	Opponent	Score	RPI	S	Opponent	Score	RPI	S	Opponent	Score
3	A	Maryland	69 87	27	H	Duke	83 79	51	H	Creighton	74 79	102	A	Michigan St.	70 78
11	A	Northwestern	56 60	34	H	Michigan	74 71	81	N	Southern California	67 54	150	A	Wisconsin	72 71
14	A	Indiana	53 81	34	N	Michigan	75 81	91	A	Minnesota	61 67	150	H	Wisconsin	65 50
14	H	Indiana	53 57	45	H	Purdue	68 76	91	H	Minnesota	72 58	177	A	Missouri	90 85
15	A	Iowa	60 76	47	A	Rutgers	65 69					186	H	Manhattan	71 51
15	H	Iowa	78 69									198	H	Oral Roberts	77 67
17	A	Ohio St.	52 65									202	H	Illinois	80 58
17	H	Ohio St.	74 80									219	H	Penn St.	75 58
												225	H	Southern U.	73 39
												229	H	Morgan St.	78 55
												232	H	Alabama A&M	68 46
												285	N	Sacred Heart	72 49
												338	H	SIUE	63 49
LAST 10 Division I															
34	N	Michigan	75 81	219	H	Penn St.	75 58								
14	A	Indiana	53 81	14	H	Indiana	53 57								
202	H	Illinois	80 58	15	A	Iowa	60 76								
17	A	Ohio St.	52 65	17	H	Ohio St.	74 80								
11	A	Northwestern	56 60	91	A	Minnesota	61 67								

Non-Div I Games:

Nebraska

■ Loss, 
 ■ Non-Conf, 
 ■ S Site, 
 ■ H Home 
 ■ A Away 
 N Neutral

Average RPI Win:	153	WON-LOST	WINNING	LAST 10	STRENGTH OF	OPP. STRENGTH	TEAM	ADJ.	CONF.	ADJ CONF.
Average RPI Loss:	47	RECORD	PCT. RANK	GAMES	SCHEDULE	OF SCHEDULE	RPI	RPI	RPI	RPI
DIV. I ONLY	16- 15	167	3-7	33	13	91	91	2	2	
DIV. I NON-CONF.	10- 1	20	0	79	175	26	26	1	1	
TOTALS	RPI 1-25	RPI 26-50	W-L RECORDS	RPI 51-100	RPI 101-150	RPI 150+				
16- 15	0- 10	3- 1	OVERALL	2- 1	4- 2	7- 1				
9- 8	0- 6	2- 1	HOME	2- 0	1- 1	4- 0				
6- 6	0- 3	1- 0	AWAY	0- 1	3- 1	2- 1				
1- 1	0- 1	0- 0	NEUTRAL	0- 0	0- 0	1- 0				
10- 1	0- 1	1- 0	NON-CONFERENCE	1- 0	3- 0	5- 0				
7- 1	0- 1	1- 0	HOME	1- 0	1- 0	4- 0				
3- 0	0- 0	0- 0	AWAY	0- 0	2- 0	1- 0				
0- 0	0- 0	0- 0	NEUTRAL	0- 0	0- 0	0- 0				
6- 14	0- 9	2- 1	CONFERENCE	1- 1	1- 2	2- 1				
2- 7	0- 5	1- 1	HOME	1- 0	0- 1	0- 0				
3- 6	0- 3	1- 0	AWAY	0- 1	1- 1	1- 1				
1- 1	0- 1	0- 0	NEUTRAL	0- 0	0- 0	1- 0				

RPI 1-25				RPI 26-50				RPI 51-100				Team's RPI: 91	RPI 101+			
RPI	S	Opponent	Score	RPI	S	Opponent	Score	RPI	S	Opponent	Score		RPI	S	Opponent	Score
3	H	Maryland	44 99	34	H	Michigan	52 77	57	H	Montana St.	71 60		102	A	Michigan St.	54 66
8	H	Missouri St.	69 77	40	H	Arizona St.	80 66	90	A	Nebraska	58 72		107	H	Lehigh	77 49
11	H	Northwestern	54 56	45	A	Purdue	72 59	90	H	Nebraska	67 61		123	A	Notre Dame	75 67
14	A	Indiana	52 65	47	H	Rutgers	73 71						142	A	George Washington	83 50
14	H	Indiana	69 75										150	A	Wisconsin	73 64
15	A	Iowa	82 90										150	H	Wisconsin	62 72
15	H	Iowa	75 76										159	H	UC Davis	76 67
17	A	Ohio St.	76 99										202	A	Illinois	71 74
17	H	Ohio St.	63 66										203	A	American	70 53
17	N	Ohio St.	56 77										219	A	Penn St.	81 74
													219	N	Penn St.	85 65
													220	H	Milwaukee	77 61
													308	H	Vermont	90 58
													324	H	Bryant	101 56
LAST 10 Division I																
		17	N	Ohio St.			56 77			102	A	Michigan St.			54 66	
		219	N	Penn St.			85 65			17	A	Ohio St.			76 99	
		3	H	Maryland			44 99			34	H	Michigan			52 77	
		15	A	Iowa			82 90			150	A	Wisconsin			73 64	
		14	H	Indiana			69 75			47	H	Rutgers			73 71	

Non-Div I Games:

Minnesota

■ Loss, 
■ Non-Conf, S Site, 
■ Home 
■ Away 
N Neutral

Average RPI Win: 97		WON-LOST	WINNING	LAST 10	STRENGTH OF	OPP. STRENGTH	TEAM	ADJ.	CONF.	ADJ CONF.
Average RPI Loss: 68		RECORD	PCT. RANK	GAMES	SCHEDULE	OF SCHEDULE	RPI	RPI	RPI	RPI
DIV. I ONLY		12- 18	232	2-8	2	41	92	92	3	3
DIV. I NON-CONF.		7- 5	131	0	4	89	49	49	3	3
TOTALS		RPI 1-25	RPI 26-50		W-L RECORDS		RPI 51-100	RPI 101-150	RPI 150+	
12- 18	1- 6	2- 4		OVERALL		5- 3	3- 3	1- 2		
9- 8	1- 3	2- 1		HOME		3- 2	2- 2	1- 0		
3- 9	0- 2	0- 3		AWAY		2- 1	1- 1	0- 2		
0- 1	0- 1	0- 0		NEUTRAL		0- 0	0- 0	0- 0		
7- 5	1- 2	1- 1		NON-CONFERENCE		2- 0	2- 0	1- 2		
7- 1	1- 1	1- 0		HOME		2- 0	2- 0	1- 0		
0- 3	0- 0	0- 1		AWAY		0- 0	0- 0	0- 2		
0- 1	0- 1	0- 0		NEUTRAL		0- 0	0- 0	0- 0		
5- 13	0- 4	1- 3		CONFERENCE		3- 3	1- 3	0- 0		
2- 7	0- 2	1- 1		HOME		1- 2	0- 2	0- 0		
3- 6	0- 2	0- 2		AWAY		2- 1	1- 1	0- 0		
0- 0	0- 0	0- 0		NEUTRAL		0- 0	0- 0	0- 0		

RPI	S	Opponent	Score	RPI	S	Opponent	Score	RPI	S	Opponent	Score	RPI	S	Opponent	Score
4	N	UConn	53 97	31	A	Western Ky.	63 74	68	A	Oklahoma St.	77 75	108	H	UAB	82 75
5	A	Baylor	69 101	35	H	LSU	90 68	68	H	Oklahoma St.	69 73	132	A	Kansas	94 82
5	H	Baylor	56 77	42	A	Iowa St.	59 63	70	A	West Virginia	73 49	132	H	Kansas	80 83
8	H	Missouri St.	90 96	42	H	Iowa St.	81 72	70	H	West Virginia	68 58	135	A	Texas Tech	84 89
19	A	TCU	71 96	43	A	Texas	76 86	77	A	Kansas St.	74 92	135	H	Texas Tech	94 106
19	H	TCU	63 82	43	H	Texas	53 70	77	H	Kansas St.	85 87	145	H	Sam Houston St.	95 71
25	H	Drake	93 84					82	H	SFA	75 62	166	A	Wichita St.	83 88
								85	H	Abilene Christian	78 65	214	A	Houston	69 85
												306	H	Prairie View	94 48
LAST 10 Division I															
135	H	Texas Tech	94 106	77	H	Kansas St.	85 87								
19	A	TCU	71 96	68	H	Oklahoma St.	69 73								
43	A	Texas	76 86	42	A	Iowa St.	59 63								
132	H	Kansas	80 83	70	H	West Virginia	68 58								
5	A	Baylor	69 101	132	A	Kansas	94 82								

Non-Div I Games:

Oklahoma

■ Loss, 
 ■ Non-Conf, S Site, 
 ■ Home 
 ■ Away 
 N Neutral

RPI Win: 250		WON-LOST	WINNING	LAST 10	STRENGTH OF	OPP. STRENGTH	TEAM	ADJ.	CONF.	ADJ CONF.
Average RPI Loss: 127	RECORD	PCT.	RANK	GAMES	SCHEDULE	OF SCHEDULE	RPI	RPI	RPI	RPI
DIV. I ONLY	26- 4	13		9-1	336	209	93	93	24	24
DIV. I NON-CONF.	7- 2	53		0	338	37	136	136	25	25
TOTALS	RPI 1-25		RPI 26-50		W-L RECORDS		RPI 51-100		RPI 101-150	RPI 150+
26- 4	0- 1		0- 0		OVERALL		1- 1		0- 1	25- 1
12- 1	0- 0		0- 0		HOME		0- 1		0- 0	12- 0
12- 2	0- 1		0- 0		AWAY		1- 0		0- 0	11- 1
2- 1	0- 0		0- 0		NEUTRAL		0- 0		0- 1	2- 0
7- 2	0- 1		0- 0		NON-CONFERENCE		0- 0		0- 1	7- 0
3- 0	0- 0		0- 0		HOME		0- 0		0- 0	3- 0
3- 1	0- 1		0- 0		AWAY		0- 0		0- 0	3- 0
1- 1	0- 0		0- 0		NEUTRAL		0- 0		0- 1	1- 0
19- 2	0- 0		0- 0		CONFERENCE		1- 1		0- 0	18- 1
9- 1	0- 0		0- 0		HOME		0- 1		0- 0	9- 0
9- 1	0- 0		0- 0		AWAY		1- 0		0- 0	8- 1
1- 0	0- 0		0- 0		NEUTRAL		0- 0		0- 0	1- 0

RPI 1-25					
RPI	S	Opponent	Score		
9	A	Princeton	47	80	
RPI 26-50					
RPI	S	Opponent	Score		
RPI 51-100 Team's RPI: 93					
RPI	S	Opponent	Score		
55	A	Marist	76	72	
55	H	Marist	58	63	
RPI 101+					
RPI	S	Opponent	Score		
121	N	North Florida	70	80	
180	A	Quinnipiac	68	62	
180	H	Quinnipiac	75	59	
186	A	Manhattan	55	50	
186	H	Manhattan	76	53	
194	H	La Salle	70	43	
219	A	Penn St.	78	70	
228	A	Fairfield	68	60	
228	H	Fairfield	60	52	
247	N	Lipscomb	81	76	
256	A	Georgetown	65	64	
264	A	Iona	81	37	
264	H	Iona	53	41	
270	H	Xavier	64	57	
273	A	Siena	69	38	
273	H	Siena	70	66	
274	A	Delaware St.	71	69	
281	A	Monmouth	50	49	
281	H	Monmouth	48	25	
282	A	Niagara	71	55	
282	H	Niagara	79	75	
282	N	Niagara	79	74	
303	H	Wagner	77	63	
322	A	Saint Peter's	56	67	
322	H	Saint Peter's	72	52	
340	A	Canisius	70	57	
LAST 10 Division I					
282	N	Niagara	79	74	
281	A	Monmouth	50	49	
322	H	Saint Peter's	72	52	
340	H	Canisius	87	48	
228	A	Fairfield	68	60	
264	H	Iona	53	41	
180	A	Quinnipiac	68	62	
186	A	Manhattan	55	50	
273	A	Siena	69	38	
55	H	Marist	58	63	

Non-Div I Games:

Rider

Loss, Non-Conf, S Site, H Home A Away N Neutral

R  
i  
d  
e  
r

Rider  
RPI S Opponent Score

Through Games Of March 11, 2020

RPI	S	Opponent	Score
340	H	Canisius	87 48

R  
i  
d  
e  
r

Rider

BYU				Through Games Of March 11, 2020						
Average RPI Win:	190	WON-LOST	WINNING	LAST 10	STRENGTH OF	OPP. STRENGTH	TEAM	ADJ.	CONF.	ADJ CONF.
Average RPI Loss:	90	RECORD	PCT. RANK	GAMES	SCHEDULE	OF SCHEDULE	RPI	RPI	RPI	RPI
DIV. I ONLY	17- 11	114	6-4	110	91	94	94	11	11	
DIV. I NON-CONF.	4- 5	195	0	99	27	137	137	11	11	
TOTALS	RPI 1-25	RPI 26-50	W-L RECORDS	RPI 51-100	RPI 101-150	RPI 150+				
17- 11	0- 3	0- 1	OVERALL	1- 1	5- 4	11- 2				
9- 3	0- 1	0- 0	HOME	0- 0	2- 2	7- 0				
7- 6	0- 1	0- 1	AWAY	1- 1	2- 2	4- 1				
1- 2	0- 1	0- 0	NEUTRAL	0- 0	1- 0	0- 1				
4- 5	0- 1	0- 1	NON-CONFERENCE	1- 1	1- 2	2- 0				
2- 1	0- 0	0- 0	HOME	0- 0	0- 1	2- 0				
1- 3	0- 0	0- 1	AWAY	1- 1	0- 1	0- 0				
1- 1	0- 1	0- 0	NEUTRAL	0- 0	1- 0	0- 0				
13- 6	0- 2	0- 0	CONFERENCE	0- 0	4- 2	9- 2				
7- 2	0- 1	0- 0	HOME	0- 0	2- 1	5- 0				
6- 3	0- 1	0- 0	AWAY	0- 0	2- 1	4- 1				
0- 1	0- 0	0- 0	NEUTRAL	0- 0	0- 0	0- 1				

RPI 1-25				RPI 26-50				RPI 51-100 Team's RPI: 94				RPI 101+			
RPI	S	Opponent	Score	RPI	S	Opponent	Score	RPI	S	Opponent	Score	RPI	S	Opponent	Score
12	A	Gonzaga	44 59	40	A	Arizona St.	52 60	65	A	Fresno St.	71 65	103	A	Portland	66 54
12	H	Gonzaga	43 55					83	A	Boise St.	55 66	103	H	Portland	48 57
20	N	Oregon St.	34 65									106	H	Utah	73 77
												109	A	Washington St.	50 67
												111	A	San Diego	45 51
												111	H	San Diego	52 36
												134	A	Pacific	76 66
												134	H	Pacific	65 54
												146	N	San Jose St.	75 56
												178	A	Pepperdine	65 47
												178	H	Pepperdine	66 64
												178	N	Pepperdine	51 62
												193	A	Santa Clara	60 51
												193	H	Santa Clara	71 48
												201	A	Saint Mary's (CA)	65 55
												201	H	Saint Mary's (CA)	60 39
												215	A	San Francisco	58 60
												215	H	San Francisco	57 44
												279	H	Utah St.	67 50
												298	A	LMU (CA)	59 44
												298	H	LMU (CA)	57 42
												302	H	Utah Valley	71 57
LAST 10 Division I															
178	N	Pepperdine	51 62	134	H	Pacific	65 54								
298	H	LMU (CA)	57 42	201	H	Saint Mary's (CA)	60 39								
178	H	Pepperdine	66 64	111	A	San Diego	45 51								
215	A	San Francisco	58 60	12	A	Gonzaga	44 59								
193	A	Santa Clara	60 51	103	A	Portland	66 54								

Non-Div I Games: Tex. A&amp;M-Kingsville90 38

BYU

Loss, Non-Conf, S Site, H Home A Away N Neutral



Colorado

Through Games Of March 11, 2020

Average RPI Win:	174	WON-LOST	WINNING	LAST 10	STRENGTH OF	OPP. STRENGTH	TEAM	ADJ.	CONF.	ADJ CONF.
Average RPI Loss:	46	RECORD	PCT. RANK	GAMES	SCHEDULE	OF SCHEDULE	RPI	RPI	RPI	RPI
DIV. I ONLY	16- 14	154	2-8	60	22	95	95	1	1	
DIV. I NON-CONF.	11- 0	1	0	294	199	51	51	2	2	
TOTALS	RPI 1-25	RPI 26-50	W-L RECORDS	RPI 51-100	RPI 101-150	RPI 150+				
16- 14	0- 8	1- 1	OVERALL	1- 2	6- 3	8- 0				
9- 6	0- 4	1- 1	HOME	1- 0	3- 1	4- 0				
6- 7	0- 4	0- 0	AWAY	0- 1	2- 2	4- 0				
1- 1	0- 0	0- 0	NEUTRAL	0- 1	1- 0	0- 0				
11- 0	0- 0	0- 0	NON-CONFERENCE	0- 0	3- 0	8- 0				
6- 0	0- 0	0- 0	HOME	0- 0	2- 0	4- 0				
4- 0	0- 0	0- 0	AWAY	0- 0	0- 0	4- 0				
1- 0	0- 0	0- 0	NEUTRAL	0- 0	1- 0	0- 0				
5- 14	0- 8	1- 1	CONFERENCE	1- 2	3- 3	0- 0				
3- 6	0- 4	1- 1	HOME	1- 0	1- 1	0- 0				
2- 7	0- 4	0- 0	AWAY	0- 1	2- 2	0- 0				
0- 1	0- 0	0- 0	NEUTRAL	0- 1	0- 0	0- 0				

RPI 1-25				RPI 26-50				RPI 51-100 Team's RPI: 95				RPI 101+			
RPI	S	Opponent	Score	RPI	S	Opponent	Score	RPI	S	Opponent	Score	RPI	S	Opponent	Score
2	A	Oregon	46 104	29	H	Arizona	50 38	81	A	Southern California	55 66	106	A	Utah	80 70
2	H	Oregon	53 101	40	H	Arizona St.	59 65	81	H	Southern California	66 53	106	H	Utah	69 84
6	A	Stanford	68 76					81	N	Southern California	54 69	108	N	UAB	77 69
6	H	Stanford	66 69									109	A	Washington St.	59 69
13	A	UCLA	52 62									125	A	California	62 50
13	H	UCLA	62 65									125	H	California	64 57
20	A	Oregon St.	60 72									136	H	Texas Southern	74 50
20	H	Oregon St.	52 79									140	A	Washington	52 61
LAST 10 Division I															
81	N	Southern California	54 69	6	H	Stanford	66 69								
81	A	Southern California	55 66	125	H	California	64 57								
13	A	UCLA	52 62	140	A	Washington	52 61								
29	H	Arizona	50 38	109	A	Washington St.	59 69								
40	H	Arizona St.	59 65	2	H	Oregon	53 101								

Non-Div I Games:

Colorado

Loss, Non-Conf, S Site, H Home A Away N Neutral

Average RPI Win:	196	WON-LOST	WINNING	LAST 10	STRENGTH OF	OPP. STRENGTH	TEAM	ADJ.	CONF.	ADJ CONF.
Average RPI Loss:	78	RECORD	PCT. RANK	GAMES	SCHEDULE	OF SCHEDULE	RPI	RPI	RPI	RPI
DIV. I ONLY	18- 11	102	7-3	114	113	96	96	10	10	
DIV. I NON-CONF.	6- 4	123	0	134	107	106	106	10	10	
TOTALS	RPI 1-25	RPI 26-50	W-L RECORDS	RPI 51-100	RPI 101-150	RPI 150+				
18- 11	0- 2	0- 3	OVERALL	2- 2	4- 3	12- 1				
9- 3	0- 1	0- 0	HOME	2- 0	2- 1	5- 1				
6- 6	0- 1	0- 1	AWAY	0- 2	1- 2	5- 0				
3- 2	0- 0	0- 2	NEUTRAL	0- 0	1- 0	2- 0				
6- 4	0- 1	0- 3	NON-CONFERENCE	0- 0	2- 0	4- 0				
2- 1	0- 1	0- 0	HOME	0- 0	1- 0	1- 0				
2- 1	0- 0	0- 1	AWAY	0- 0	1- 0	1- 0				
2- 2	0- 0	0- 2	NEUTRAL	0- 0	0- 0	2- 0				
12- 7	0- 1	0- 0	CONFERENCE	2- 2	2- 3	8- 1				
7- 2	0- 0	0- 0	HOME	2- 0	1- 1	4- 1				
4- 5	0- 1	0- 0	AWAY	0- 2	0- 2	4- 0				
1- 0	0- 0	0- 0	NEUTRAL	0- 0	1- 0	0- 0				

RPI 1-25				RPI 26-50				RPI 51-100				Team's RPI: 96	RPI 101+			
RPI	S	Opponent	Score	RPI	S	Opponent	Score	RPI	S	Opponent	Score		RPI	S	Opponent	Score
17	H	Ohio St.	65 75	34	N	Michigan	53 88	76	A	Ball St.	62 66		110	H	Robert Morris	82 81
22	A	Central Mich.	58 71	44	N	Troy	64 71	76	H	Ball St.	69 68		117	A	Buffalo	58 72
				45	A	Purdue	64 77	80	A	Ohio	57 63		117	H	Buffalo	44 57
								80	H	Ohio	81 77		117	N	Buffalo	72 66
													131	A	Duquesne	77 75
													148	A	Toledo	60 69
													148	H	Toledo	87 68
													151	H	Western Mich.	75 63
													160	H	Eastern Mich.	69 74
													181	A	Northern Ill.	79 71
													184	A	Akron	60 55
													184	H	Akron	68 50
													231	A	Miami (OH)	78 75
													231	H	Miami (OH)	80 75
													254	A	Bowling Green	96 86
													254	H	Bowling Green	61 47
													259	A	Youngstown St.	82 73
													290	N	Ga. Southern	62 48
													299	H	St. Bonaventure	81 58
													339	N	Purdue Fort Wayne	75 67
LAST 10 Division I																
				117	N	Buffalo	72 66	231	H	Miami (OH)	80 75					
				117	A	Buffalo	58 72	22	A	Central Mich.	58 71					
				80	H	Ohio	81 77	148	H	Toledo	87 68					
				254	A	Bowling Green	96 86	184	A	Akron	60 55					
				184	H	Akron	68 50	80	A	Ohio	57 63					

Non-Div I Games: Hiram 92 36

Kent St.

■ Loss, 
 ■ Non-Conf, 
 ■ S Site, 
 ■ Home 
 ■ A Away 
 N Neutral

# Liberty

Through Games Of March 11, 2020

Average RPI Win:	208	WON-LOST	WINNING	LAST 10	STRENGTH OF	OPP. STRENGTH	TEAM	ADJ.	CONF.	ADJ CONF.
Average RPI Loss:	109	RECORD	PCT. RANK	GAMES	SCHEDULE	OF SCHEDULE	RPI	RPI	RPI	RPI
DIV. I ONLY	20- 11	81	9-1	116	179	97	97	15	15	
DIV. I NON-CONF.	7- 6	161	0	76	197	99	99	14	14	
TOTALS	RPI 1-25	RPI 26-50	W-L RECORDS	RPI 51-100	RPI 101-150	RPI 150+				
20- 11	0- 1	1- 4	OVERALL	0- 0	3- 4	16- 2				
8- 5	0- 0	0- 1	HOME	0- 0	1- 2	7- 2				
10- 5	0- 0	0- 3	AWAY	0- 0	2- 2	8- 0				
2- 1	0- 1	1- 0	NEUTRAL	0- 0	0- 0	1- 0				
7- 6	0- 1	1- 2	NON-CONFERENCE	0- 0	1- 1	5- 2				
1- 3	0- 0	0- 0	HOME	0- 0	0- 1	1- 2				
4- 2	0- 0	0- 2	AWAY	0- 0	1- 0	3- 0				
2- 1	0- 1	1- 0	NEUTRAL	0- 0	0- 0	1- 0				
13- 5	0- 0	0- 2	CONFERENCE	0- 0	2- 3	11- 0				
7- 2	0- 0	0- 1	HOME	0- 0	1- 1	6- 0				
6- 3	0- 0	0- 1	AWAY	0- 0	1- 2	5- 0				
0- 0	0- 0	0- 0	NEUTRAL	0- 0	0- 0	0- 0				

RPI S	Opponent	Score	RPI S	Opponent	Score	RPI S	Opponent	Score	RPI S	Opponent	Score
20 N	Oregon St.	55 68	28 A	James Madison	53 76				121 A	North Florida	50 65
			36 A	FGCU	57 64				121 H	North Florida	76 54
			36 H	FGCU	65 74				137 A	Hampton	83 59
			38 A	Virginia Tech	69 73				141 H	UNC Greensboro	53 58
			50 N	Bradley	75 63				142 A	North Ala.	75 86
									142 A	North Ala.	90 87
									142 H	North Ala.	71 76
									153 A	Norfolk St.	67 48
									165 A	Jacksonville	65 59
									165 H	Jacksonville	85 76
									204 A	UMKC	68 44
									207 H	Chattanooga	54 71
									221 A	Kennesaw St.	76 70
									221 H	Kennesaw St.	91 86
									221 H	Kennesaw St.	76 66
									227 A	Stetson	57 48
									227 H	Stetson	73 53
									231 N	Miami (OH)	65 53
									242 H	East Carolina	81 66
									247 A	Lipscomb	79 70
									247 H	Lipscomb	64 60
									276 A	Saint Francis (PA)	71 52
									288 H	ETSU	62 63
									331 A	NJIT	67 53
									331 H	NJIT	66 48

## LAST 10 Division I

142 A	North Ala.	90 87	227 H	Stetson	73 53
221 H	Kennesaw St.	91 86	331 H	NJIT	66 48
221 A	Kennesaw St.	76 70	165 A	Jacksonville	65 59
247 A	Lipscomb	79 70	142 A	North Ala.	75 86
121 H	North Florida	76 54	221 H	Kennesaw St.	76 66

Non-Div I Games:

Liberty

Loss, Non-Conf, S Site, H Home A Away N Neutral

Season Summary				Through Games Of March 11, 1918						
Average RPI Win:	239	WON-LOST	WINNING	LAST 10	STRENGTH OF	OPP. STRENGTH	TEAM	ADJ.	CONF.	ADJ CONF.
Average RPI Loss:	162	RECORD	PCT. RANK	GAMES	SCHEDULE	OF SCHEDULE	RPI	RPI	RPI	RPI
DIV. I ONLY	23- 4	18	9-1	315	263	98	98	21	21	
DIV. I NON-CONF.	8- 1	26	0	342	323	160	160	19	19	
-----										
TOTALS	RPI 1-25		RPI 26-50	W-L RECORDS		RPI 51-100	RPI 101-150		RPI 150+	
23- 4	0- 0		1- 1	OVERALL		0- 0	3- 1		19- 2	
12- 2	0- 0		1- 0	HOME		0- 0	2- 1		9- 1	
10- 2	0- 0		0- 1	AWAY		0- 0	1- 0		9- 1	
1- 0	0- 0		0- 0	NEUTRAL		0- 0	0- 0		1- 0	
8- 1	0- 0		0- 0	NON-CONFERENCE		0- 0	1- 1		7- 0	
4- 1	0- 0		0- 0	HOME		0- 0	1- 1		3- 0	
3- 0	0- 0		0- 0	AWAY		0- 0	0- 0		3- 0	
1- 0	0- 0		0- 0	NEUTRAL		0- 0	0- 0		1- 0	
15- 3	0- 0		1- 1	CONFERENCE		0- 0	2- 0		12- 2	
8- 1	0- 0		1- 0	HOME		0- 0	1- 0		6- 1	
7- 2	0- 0		0- 1	AWAY		0- 0	1- 0		6- 1	
0- 0	0- 0		0- 0	NEUTRAL		0- 0	0- 0		0- 0	

[illegible]

Non-Div I Games:	UNC Pembroke	86	44	Wesleyan (GA)	132	32
------------------	--------------	----	----	---------------	-----	----

Coastal Caro.

Loss, Non-Conf, S Site, H Home A Away N Neutral

## Idaho

Through Games Of March 11, 2020

Average RPI Win: <b>226</b>	WON-LOST	WINNING	LAST 10	STRENGTH OF	OPP. STRENGTH	TEAM	ADJ.	CONF.	ADJ CONF.
Average RPI Loss: <b>131</b>	RECORD	PCT. RANK	GAMES	SCHEDULE	OF SCHEDULE	RPI	RPI	RPI	RPI
DIV. I ONLY	<b>22- 9</b>	<b>54</b>	<b>9-1</b>	<b>227</b>	<b>188</b>	<b>99</b>	<b>99</b>	<b>18</b>	<b>18</b>
DIV. I NON-CONF.	<b>5- 4</b>	<b>140</b>	<b>0</b>	<b>172</b>	<b>103</b>	<b>113</b>	<b>113</b>	<b>17</b>	<b>17</b>
TOTALS	RPI 1-25	RPI 26-50	W-L RECORDS	RPI 51-100	RPI 101-150	RPI 150+			
22- 9	0- 0	0- 1	OVERALL	1- 3	1- 0	20- 5			
10- 2	0- 0	0- 0	HOME	0- 1	0- 0	10- 1			
10- 5	0- 0	0- 0	AWAY	1- 2	1- 0	8- 3			
2- 2	0- 0	0- 1	NEUTRAL	0- 0	0- 0	2- 1			
5- 4	0- 0	0- 1	NON-CONFERENCE	0- 2	1- 0	4- 1			
2- 0	0- 0	0- 0	HOME	0- 0	0- 0	2- 0			
3- 2	0- 0	0- 0	AWAY	0- 2	1- 0	2- 0			
0- 2	0- 0	0- 1	NEUTRAL	0- 0	0- 0	0- 1			
17- 5	0- 0	0- 0	CONFERENCE	1- 1	0- 0	16- 4			
8- 2	0- 0	0- 0	HOME	0- 1	0- 0	8- 1			
7- 3	0- 0	0- 0	AWAY	1- 0	0- 0	6- 3			
2- 0	0- 0	0- 0	NEUTRAL	0- 0	0- 0	2- 0			

RPI 1-25				RPI 26-50				RPI 51-100				Team's RPI: 99	RPI 101+			
RPI	S	Opponent	Score	RPI	S	Opponent	Score	RPI	S	Opponent	Score		RPI	S	Opponent	Score
				33	N	Old Dominion	55 67	57	A	Montana St.	69 68		111	A	San Diego	65 32
								57	H	Montana St.	56 62		162	A	Montana	60 69
								68	A	Oklahoma St.	47 62		162	H	Montana	52 51
								69	A	South Fla.	64 67		164	A	Northern Ariz.	67 70
													164	H	Northern Ariz.	70 71
													170	A	Idaho St.	61 50
													170	H	Idaho St.	62 56
													170	N	Idaho St.	66 51
													189	A	Southern Utah	71 56
													189	H	Southern Utah	70 57
													197	A	Portland St.	53 74
													197	H	Portland St.	65 52
													197	N	Portland St.	56 54
													199	H	Hawaii	67 52
													215	A	San Francisco	66 60
													224	A	Northern Colo.	57 46
													224	H	Northern Colo.	70 65
													262	N	Lamar University	44 47
													294	H	Colorado St.	61 54
													297	A	Seattle U	90 84
LAST 10 Division I																
				170	N	Idaho St.	66 51	224	H	Northern Colo.	70 65		309	A	Sacramento St.	96 88
				197	N	Portland St.	56 54	309	A	Sacramento St.	96 88		309	H	Sacramento St.	70 44
				170	A	Idaho St.	61 50	164	A	Northern Ariz.	67 70		315	A	Eastern Wash.	75 46
				327	A	Weber St.	91 57	197	H	Portland St.	65 52		315	H	Eastern Wash.	69 60
				189	H	Southern Utah	70 57	315	A	Eastern Wash.	75 46		327	A	Weber St.	91 57
													327	H	Weber St.	70 50

Non-Div I Games:

Idaho

■ Loss, 
 ■ Non-Conf, 
 ■ S Site, 
 ■ Home 
 ■ A Away 
 N Neutral

## Syracuse

Through Games Of March 11, 2020

Average RPI Win:	162	WON-LOST	WINNING	LAST 10	STRENGTH OF	OPP. STRENGTH	TEAM	ADJ.	CONF.	ADJ CONF.
Average RPI Loss:	57	RECORD	PCT. RANK	GAMES	SCHEDULE	OF SCHEDULE	RPI	RPI	RPI	RPI
DIV. I ONLY	16- 15	167	6-4	54	23	100	100	5	5	
DIV. I NON-CONF.	6- 5	151	0	87	25	121	121	4	4	
TOTALS	RPI 1-25	RPI 26-50	W-L RECORDS	RPI 51-100	RPI 101-150	RPI 150+				
16- 15	1- 5	2- 2	OVERALL	3- 4	3- 4	7- 0				
10- 4	1- 1	2- 1	HOME	1- 2	1- 0	5- 0				
3- 7	0- 2	0- 1	AWAY	1- 1	1- 3	1- 0				
3- 4	0- 2	0- 0	NEUTRAL	1- 1	1- 1	1- 0				
6- 5	0- 2	0- 1	NON-CONFERENCE	1- 1	1- 1	4- 0				
4- 1	0- 1	0- 0	HOME	1- 0	0- 0	3- 0				
0- 1	0- 0	0- 1	AWAY	0- 0	0- 0	0- 0				
2- 3	0- 1	0- 0	NEUTRAL	0- 1	1- 1	1- 0				
10- 10	1- 3	2- 1	CONFERENCE	2- 3	2- 3	3- 0				
6- 3	1- 0	2- 1	HOME	0- 2	1- 0	2- 0				
3- 6	0- 2	0- 0	AWAY	1- 1	1- 3	1- 0				
1- 1	0- 1	0- 0	NEUTRAL	1- 0	0- 0	0- 0				

RPI	S	Opponent	Score	RPI	S	Opponent	Score	RPI	S	Opponent	Score	RPI	S	Opponent	Score
2	H	Oregon	64 81	27	H	Duke	58 88	62	A	Boston College	89 79	102	N	Michigan St.	77 63
6	N	Stanford	59 77	32	H	Florida St.	90 89	62	H	Boston College	81 88	113	N	Green Bay	73 79
7	A	Louisville	58 62	34	A	Michigan	76 84	70	N	West Virginia	69 71	115	A	Wake Forest	60 65
7	H	Louisville	59 51	38	H	Virginia Tech	67 65	75	A	Virginia	41 57	118	A	Miami (FL)	62 77
7	N	Louisville	46 71					75	N	Virginia	67 50	123	A	Notre Dame	70 72
16	A	NC State	60 69					79	H	Georgia Tech	64 82	123	H	Notre Dame	74 63
								80	H	Ohio	66 54	147	A	North Carolina	74 56
												214	N	Houston	87 62
												222	H	Clemson	59 46
												287	A	Pittsburgh	69 51
												287	H	Pittsburgh	71 53
												300	H	UMBC	82 48
												307	H	UMES	65 50
												314	H	Albany (NY)	75 53
LAST 10 Division I															
		7 N Louisville	46 71			222 H Clemson	59 46								
		75 N Virginia	67 50			287 H Pittsburgh	71 53								
		62 H Boston College	81 88			147 A North Carolina	74 56								
		16 A NC State	60 69			7 H Louisville	59 51								
		123 A Notre Dame	70 72			62 A Boston College	89 79								

Non-Div I Games:

Syracuse

■ Loss, 
 ■ Non-Conf, 
 ■ S Site, 
 ■ H Home 
 ■ A Away 
 N Neutral

Average RPI Win: <b>183</b>	WON-LOST	WINNING	LAST 10	STRENGTH OF	OPP. STRENGTH	TEAM	ADJ.	CONF.	ADJ CONF.
Average RPI Loss: <b>47</b>	RECORD	PCT. RANK	GAMES	SCHEDULE	OF SCHEDULE	RPI	RPI	RPI	RPI
DIV. I ONLY	<b>19- 11</b>	<b>87</b>	<b>5-5</b>	<b>123</b>	<b>73</b>	<b>101</b>	<b>101</b>	<b>6</b>	<b>6</b>
DIV. I NON-CONF.	<b>8- 3</b>	<b>68</b>	<b>0</b>	<b>199</b>	<b>142</b>	<b>119</b>	<b>119</b>	<b>6</b>	<b>6</b>
TOTALS	RPI 1-25	RPI 26-50	W-L RECORDS	RPI 51-100	RPI 101-150	RPI 150+			
19- 11	1- 4	0- 0	OVERALL	6- 7	0- 0	12- 0			
13- 4	1- 2	0- 0	HOME	3- 2	0- 0	9- 0			
5- 5	0- 2	0- 0	AWAY	2- 3	0- 0	3- 0			
1- 2	0- 0	0- 0	NEUTRAL	1- 2	0- 0	0- 0			
8- 3	0- 1	0- 0	NON-CONFERENCE	2- 2	0- 0	6- 0			
7- 1	0- 1	0- 0	HOME	1- 0	0- 0	6- 0			
0- 1	0- 0	0- 0	AWAY	0- 1	0- 0	0- 0			
1- 1	0- 0	0- 0	NEUTRAL	1- 1	0- 0	0- 0			
11- 8	1- 3	0- 0	CONFERENCE	4- 5	0- 0	6- 0			
6- 3	1- 1	0- 0	HOME	2- 2	0- 0	3- 0			
5- 4	0- 2	0- 0	AWAY	2- 2	0- 0	3- 0			
0- 1	0- 0	0- 0	NEUTRAL	0- 1	0- 0	0- 0			

RPI S	Opponent	Score	RPI S	Opponent	Score	RPI S	Opponent	Score	RPI S	Opponent	Score	Team's RPI: 101
14	H Indiana	53 <b>64</b>				51	A Creighton	73 67	176	H High Point	74 52	
18	A DePaul	60 <b>89</b>				51	H Creighton	76 61	184	H Akron	76 55	
18	H DePaul	65 <b>80</b>				58	A St. John's (NY)	80 <b>85</b>	187	A Providence	50 47	
23	A Marquette	54 <b>76</b>				58	H St. John's (NY)	42 <b>67</b>	187	H Providence	51 42	
23	H Marquette	61 55				59	H IUPUI	64 61	256	A Georgetown	47 46	
						63	A Seton Hall	53 <b>66</b>	256	H Georgetown	60 42	
						63	H Seton Hall	62 <b>67</b>	270	A Xavier	78 70	
						63	N Seton Hall	57 <b>83</b>	270	H Xavier	63 61	
						64	N Georgia	36 <b>69</b>	294	H Eastern Ky.	73 41	
						76	A Ball St.	70 <b>74</b>	303	H Wagner	74 58	
						80	N Ohio	60 55	332	H Detroit Mercy	82 60	
						84	A Villanova	58 41	339	H Purdue Fort Wayne	85 58	
						84	H Villanova	63 61				
LAST 10 Division I												
63	N Seton Hall	57 <b>83</b>	23	A Marquette	54 <b>76</b>							
63	A Seton Hall	53 <b>66</b>	18	A DePaul	60 <b>89</b>							
58	A St. John's (NY)	80 <b>85</b>	84	H Villanova	63 61							
187	H Providence	51 42	256	H Georgetown	60 42							
51	H Creighton	76 61	270	H Xavier	63 61							

Non-Div I Games:

Butler

■ Loss, 
■ Non-Conf, 
■ S Site, 
■ H Home 
■ A Away 
N Neutral

Average RPI Win:	158	WON-LOST	WINNING	LAST 10	STRENGTH OF	OPP. STRENGTH	TEAM	ADJ.	CONF.	ADJ CONF.
Average RPI Loss:	48	RECORD	PCT. RANK	GAMES	SCHEDULE	OF SCHEDULE	RPI	RPI	RPI	RPI
DIV. I ONLY	16- 14	154	5-5	80	10	102	102	2	2	
DIV. I NON-CONF.	7- 4	100	0	282	50	174	174	1	1	
TOTALS	RPI 1-25	RPI 26-50	W-L RECORDS	RPI 51-100	RPI 101-150	RPI 150+				
16- 14	1- 5	3- 6	OVERALL	3- 2	2- 0	7- 1				
11- 3	1- 1	1- 2	HOME	2- 0	1- 0	6- 0				
4- 7	0- 4	2- 2	AWAY	0- 0	1- 0	1- 1				
1- 4	0- 0	0- 2	NEUTRAL	1- 2	0- 0	0- 0				
7- 4	0- 0	0- 2	NON-CONFERENCE	1- 2	1- 0	5- 0				
5- 0	0- 0	0- 0	HOME	0- 0	0- 0	5- 0				
1- 1	0- 0	0- 1	AWAY	0- 0	1- 0	0- 0				
1- 3	0- 0	0- 1	NEUTRAL	1- 2	0- 0	0- 0				
9- 10	1- 5	3- 4	CONFERENCE	2- 0	1- 0	2- 1				
6- 3	1- 1	1- 2	HOME	2- 0	1- 0	1- 0				
3- 6	0- 4	2- 1	AWAY	0- 0	0- 0	1- 1				
0- 1	0- 0	0- 1	NEUTRAL	0- 0	0- 0	0- 0				

RPI 1-25				RPI 26-50				RPI 51-100				RPI 101+ Team's RPI: 102			
RPI	S	Opponent	Score	RPI	S	Opponent	Score	RPI	S	Opponent	Score	RPI	S	Opponent	Score
3	A	Maryland	53 94	32	A	Florida St.	68 78	70	N	West Virginia	57 63	123	A	Notre Dame	72 69
11	A	Northwestern	55 85	34	A	Michigan	69 89	77	N	Kansas St.	65 60	150	H	Wisconsin	69 52
11	H	Northwestern	48 76	34	H	Michigan	57 65	90	H	Nebraska	78 70	160	H	Eastern Mich.	85 50
14	A	Indiana	67 79	35	N	LSU	56 58	91	H	Minnesota	66 54	202	A	Illinois	72 58
15	A	Iowa	57 74	45	A	Purdue	65 63	100	N	Syracuse	63 77	219	A	Penn St.	73 86
17	H	Ohio St.	68 65	45	H	Purdue	66 76					219	H	Penn St.	99 80
				45	N	Purdue	63 72					286	H	Morehead St.	93 48
				47	A	Rutgers	66 55					289	H	Oakland	76 56
				47	H	Rutgers	57 53					332	H	Detroit Mercy	110 52
LAST 10 Division I															
				45	N	Purdue	63 72	91	H	Minnesota	66 54				
				219	H	Penn St.	99 80	47	H	Rutgers	57 53				
				202	A	Illinois	72 58	11	A	Northwestern	55 85				
				34	H	Michigan	57 65	3	A	Maryland	53 94				
				45	A	Purdue	65 63	45	H	Purdue	66 76				

Non-Div I Games:

Michigan St.

■ Loss, 
■ Non-Conf, 
■ S Site, 
■ H Home 
■ A Away 
N Neutral



Average RPI Win:	195	WON-LOST	WINNING	LAST 10	STRENGTH OF	OPP. STRENGTH	TEAM	ADJ.	CONF.	ADJ CONF.
Average RPI Loss:	120	RECORD	PCT. RANK	GAMES	SCHEDULE	OF SCHEDULE	RPI	RPI	RPI	RPI
DIV. I ONLY	19- 11	87	8-2	121	139	103	103	11	11	
DIV. I NON-CONF.	5- 4	140	0	240	310	200	200	11	11	
TOTALS	RPI 1-25	RPI 26-50	W-L RECORDS	RPI 51-100	RPI 101-150	RPI 150+				
19- 11	1- 2	0- 0	OVERALL	2- 2	2- 4	14- 3				
7- 7	0- 1	0- 0	HOME	1- 2	0- 2	6- 2				
9- 4	0- 1	0- 0	AWAY	1- 0	0- 2	8- 1				
3- 0	1- 0	0- 0	NEUTRAL	0- 0	2- 0	0- 0				
5- 4	0- 0	0- 0	NON-CONFERENCE	1- 1	0- 0	4- 3				
2- 3	0- 0	0- 0	HOME	1- 1	0- 0	1- 2				
3- 1	0- 0	0- 0	AWAY	0- 0	0- 0	3- 1				
0- 0	0- 0	0- 0	NEUTRAL	0- 0	0- 0	0- 0				
14- 7	1- 2	0- 0	CONFERENCE	1- 1	2- 4	10- 0				
5- 4	0- 1	0- 0	HOME	0- 1	0- 2	5- 0				
6- 3	0- 1	0- 0	AWAY	1- 0	0- 2	5- 0				
3- 0	1- 0	0- 0	NEUTRAL	0- 0	2- 0	0- 0				

RPI 1-25				RPI 26-50				RPI 51-100				RPI 101+ Team's RPI: 103			
RPI	S	Opponent	Score	RPI	S	Opponent	Score	RPI	S	Opponent	Score	RPI	S	Opponent	Score
12	A	Gonzaga	57 62					65	H	Fresno St.	75 64	111	A	San Diego	55 74
12	H	Gonzaga	42 56					85	H	Abilene Christian	69 76	111	H	San Diego	58 62
12	N	Gonzaga	70 69					94	A	BYU	57 48	111	N	San Diego	64 63
								94	H	BYU	54 66	134	A	Pacific	70 77
												134	H	Pacific	73 77
												134	N	Pacific	76 69
												155	H	Loyola Chicago	64 78
												178	A	Pepperdine	64 62
												178	H	Pepperdine	69 67
												193	A	Santa Clara	80 77
												193	H	Santa Clara	84 62
												197	H	Portland St.	71 77
												201	A	Saint Mary's (CA)	72 53
												201	H	Saint Mary's (CA)	78 65
												215	A	San Francisco	73 66
												215	H	San Francisco	69 49
												246	H	Grand Canyon	73 41
												271	A	Air Force	72 56
												279	A	Utah St.	70 64
												280	A	CSUN	64 73
												298	A	LMU (CA)	89 78
												298	H	LMU (CA)	74 49
												327	A	Weber St.	78 59
LAST 10 Division I															
				111	N	San Diego	64 63					178	A	Pepperdine	64 62
				12	N	Gonzaga	70 69					215	H	San Francisco	69 49
				134	N	Pacific	76 69					193	H	Santa Clara	84 62
				12	H	Gonzaga	42 56					134	A	Pacific	70 77
				298	A	LMU (CA)	89 78					201	A	Saint Mary's (CA)	72 53

Non-Div I Games: Warner Pacific 78 36 Willamette 82 42

Portland

Loss, Non-Conf, S Site, H Home A Away N Neutral

William & Mary

Through Games Of March 11, 2020

Average RPI Win:	230	WON-LOST	WINNING	LAST 10	STRENGTH OF	OPP. STRENGTH	TEAM	ADJ.	CONF.	ADJ CONF.
Average RPI Loss:	87	RECORD	PCT. RANK	GAMES	SCHEDULE	OF SCHEDULE	RPI	RPI	RPI	RPI
DIV. I ONLY	21- 8	50	8-2	250	140	104	104	14	14	
DIV. I NON-CONF.	9- 2	37	0	293	169	101	101	13	13	
TOTALS	RPI 1-25	RPI 26-50	W-L RECORDS	RPI 51-100	RPI 101-150	RPI 150+				
21- 8	0- 0	0- 5	OVERALL	1- 0	2- 2	18- 1				
10- 4	0- 0	0- 3	HOME	0- 0	1- 0	9- 1				
11- 4	0- 0	0- 2	AWAY	1- 0	1- 2	9- 0				
0- 0	0- 0	0- 0	NEUTRAL	0- 0	0- 0	0- 0				
9- 2	0- 0	0- 1	NON-CONFERENCE	1- 0	1- 1	7- 0				
4- 1	0- 0	0- 1	HOME	0- 0	0- 0	4- 0				
5- 1	0- 0	0- 0	AWAY	1- 0	1- 1	3- 0				
0- 0	0- 0	0- 0	NEUTRAL	0- 0	0- 0	0- 0				
12- 6	0- 0	0- 4	CONFERENCE	0- 0	1- 1	11- 1				
6- 3	0- 0	0- 2	HOME	0- 0	1- 0	5- 1				
6- 3	0- 0	0- 2	AWAY	0- 0	0- 1	6- 0				
0- 0	0- 0	0- 0	NEUTRAL	0- 0	0- 0	0- 0				

RPI S	Opponent	Score	RPI S	Opponent	Score	RPI S	Opponent	Score	RPI S	Opponent	Score	Team's RPI: 104
28	A James Madison	70 84	28	H James Madison	53 67	89	A VCU	69 55	124	A Richmond	73 76	
33	H Old Dominion	58 69	39	A Drexel	74 84				142	A George Washington	63 51	
39	H Drexel	54 61							144	A Northeastern	55 61	
									144	H Northeastern	80 64	
									153	H Norfolk St.	65 56	
									182	A Elon	84 77	
									182	H Elon	74 61	
									183	A Delaware	78 60	
									183	H Delaware	68 58	
									192	A Towson	83 75	
									192	H Towson	66 62	
									242	A East Carolina	78 68	
									261	A UNCW	63 55	
									261	H UNCW	55 72	
									268	A Army West Point	77 65	
									269	A Col. of Charleston	80 74	
									269	H Col. of Charleston	85 60	
									274	A Delaware St.	73 52	
									300	H UMBC	76 48	
									307	H UMES	78 50	
									329	A Hofstra	66 53	
									329	H Hofstra	71 42	
									345	H Hartford	61 44	

LAST 10 Division I

28	H James Madison	53 67	329	H Hofstra	71 42
192	H Towson	66 62	144	H Northeastern	80 64
182	H Elon	74 61	261	A UNCW	63 55
183	A Delaware	78 60	269	A Col. of Charleston	80 74
39	A Drexel	74 84	182	A Elon	84 77

Non-Div I Games:

William & Mary

Loss, Non-Conf, S Site, H Home A Away N Neutral

Average RPI Win:	189	WON-LOST	WINNING	LAST 10	STRENGTH OF	OPP. STRENGTH	TEAM	ADJ.	CONF.	ADJ CONF.
Average RPI Loss:	78	RECORD	PCT. RANK	GAMES	SCHEDULE	OF SCHEDULE	RPI	RPI	RPI	RPI
DIV. I ONLY	16- 13	142	4-6	86	112	105	105	8	8	
DIV. I NON-CONF.	8- 3	68	0	139	229	66	66	7	7	
TOTALS	RPI 1-25	RPI 26-50	W-L RECORDS	RPI 51-100	RPI 101-150	RPI 150+				
16- 13	1- 3	2- 1	OVERALL	1- 6	1- 1	11- 2				
9- 5	1- 1	2- 0	HOME	1- 2	0- 1	5- 1				
6- 8	0- 2	0- 1	AWAY	0- 4	1- 0	5- 1				
1- 0	0- 0	0- 0	NEUTRAL	0- 0	0- 0	1- 0				
8- 3	0- 0	1- 0	NON-CONFERENCE	1- 2	0- 0	6- 1				
4- 1	0- 0	1- 0	HOME	1- 0	0- 0	2- 1				
3- 2	0- 0	0- 0	AWAY	0- 2	0- 0	3- 0				
1- 0	0- 0	0- 0	NEUTRAL	0- 0	0- 0	1- 0				
8- 10	1- 3	1- 1	CONFERENCE	0- 4	1- 1	5- 1				
5- 4	1- 1	1- 0	HOME	0- 2	0- 1	3- 0				
3- 6	0- 2	0- 1	AWAY	0- 2	1- 0	2- 1				
0- 0	0- 0	0- 0	NEUTRAL	0- 0	0- 0	0- 0				

RPI	S	Opponent	Score	RPI	S	Opponent	Score	RPI	S	Opponent	Score	RPI	S	Opponent	Score	Team's RPI: 105
8	A	Missouri St.	57 88	48	H	UT Martin	70 59	59	A	IUPUI	78 81	133	A	Valparaiso	67 51	
8	H	Missouri St.	70 68	50	A	Bradley	57 61	67	A	UNI	66 71	133	H	Valparaiso	58 69	
25	A	Drake	76 91	50	H	Bradley	64 50	67	H	UNI	57 60	155	A	Loyola Chicago	49 51	
25	H	Drake	65 73					74	A	Illinois St.	56 66	155	H	Loyola Chicago	58 41	
								74	H	Illinois St.	54 62	160	A	Eastern Mich.	85 54	
								86	H	Saint Louis	61 53	181	A	Northern Ill.	80 61	
								88	A	Southeast Mo. St.	65 79	195	H	Memphis	66 70	
												205	H	Tennessee Tech	76 65	
												216	N	Western Ill.	79 65	
												241	H	Murray St.	76 66	
												275	A	Indiana St.	78 55	
												275	H	Indiana St.	60 42	
												330	A	Evansville	70 57	
												330	H	Evansville	99 60	
												338	A	SIUE	103 67	
LAST 10 Division I																
133	H	Valparaiso	58 69	275	H	Indiana St.	60 42									
155	H	Loyola Chicago	58 41	8	A	Missouri St.	57 88									
74	A	Illinois St.	56 66	67	A	UNI	66 71									
50	A	Bradley	57 61	25	A	Drake	76 91									
330	H	Evansville	99 60	50	H	Bradley	64 50									

Non-Div I Games:

Southern Ill.

■ Loss, 
 ■ Non-Conf, 
 ■ S Site, 
 ■ Home 
 ■ A Away 
 N Neutral

Average RPI Win:	168	WON-LOST	WINNING	LAST 10	STRENGTH OF	OPP. STRENGTH	TEAM	ADJ.	CONF.	ADJ CONF.
Average RPI Loss:	56	RECORD	PCT. RANK	GAMES	SCHEDULE	OF SCHEDULE	RPI	RPI	RPI	RPI
DIV. I ONLY	14- 17	200	4-6	37	14	106	106	1	1	
DIV. I NON-CONF.	7- 4	100	0	289	189	191	191	2	2	
TOTALS	RPI 1-25	RPI 26-50	W-L RECORDS	RPI 51-100	RPI 101-150	RPI 150+				
14- 17	0- 9	1- 2	OVERALL	3- 3	5- 1	5- 2				
6- 9	0- 4	1- 2	HOME	1- 1	0- 1	4- 1				
5- 7	0- 4	0- 0	AWAY	2- 2	3- 0	0- 1				
3- 1	0- 1	0- 0	NEUTRAL	0- 0	2- 0	1- 0				
7- 4	0- 0	0- 1	NON-CONFERENCE	1- 1	1- 0	5- 2				
4- 2	0- 0	0- 1	HOME	0- 0	0- 0	4- 1				
1- 2	0- 0	0- 0	AWAY	1- 1	0- 0	0- 1				
2- 0	0- 0	0- 0	NEUTRAL	0- 0	1- 0	1- 0				
7- 13	0- 9	1- 1	CONFERENCE	2- 2	4- 1	0- 0				
2- 7	0- 4	1- 1	HOME	1- 1	0- 1	0- 0				
4- 5	0- 4	0- 0	AWAY	1- 1	3- 0	0- 0				
1- 1	0- 1	0- 0	NEUTRAL	0- 0	1- 0	0- 0				

RPI	S	Opponent	Score	RPI	S	Opponent	Score	RPI	S	Opponent	Score	RPI	S	Opponent	Score	Team's RPI: 106
2	A	Oregon	51 88	26	H	South Dakota	81 84	61	A	Cincinnati	62 68	109	A	Washington St.	78 66	
2	H	Oregon	63 90	29	H	Arizona	69 85	81	A	Southern California	66 69	125	A	California	71 62	
2	N	Oregon	59 79	40	H	Arizona St.	75 71	81	H	Southern California	67 65	125	H	California	74 88	
6	A	Stanford	49 82					94	A	BYU	77 73	136	N	Texas Southern	61 52	
6	H	Stanford	64 97					95	A	Colorado	84 69	140	A	Washington	74 65	
13	A	UCLA	54 77					95	H	Colorado	70 80	140	N	Washington	72 63	
13	H	UCLA	54 84									187	H	Providence	60 67	
20	A	Oregon St.	48 77									198	H	Oral Roberts	78 58	
20	H	Oregon St.	65 77									236	H	Nevada	68 62	
												270	A	Xavier	63 70	
												315	H	Eastern Wash.	87 49	
												321	N	UTSA	91 45	
												327	H	Weber St.	75 46	
LAST 10 Division I																
		2 N Oregon	59 79			29 H Arizona	69 85									
		140 N Washington	72 63			125 H California	74 88									
		13 A UCLA	54 77			6 H Stanford	64 97									
		81 A Southern California	66 69			109 A Washington St.	78 66									
		40 H Arizona St.	75 71			140 A Washington	74 65									

Non-Div I Games:

Utah

■ Loss, 
 ■ Non-Conf, 
 ■ S Site, 
 ■ H Home 
 ■ A Away 
 N Neutral

Average RPI Win: <b>220</b>	WON-LOST	WINNING	LAST 10	STRENGTH OF	OPP. STRENGTH	TEAM	ADJ.	CONF.	ADJ CONF.
Average RPI Loss: <b>111</b>	RECORD	PCT. RANK	GAMES	SCHEDULE	OF SCHEDULE	RPI	RPI	RPI	RPI
DIV. I ONLY	<b>18- 11</b>	<b>102</b>	<b>6-4</b>	<b>146</b>	<b>184</b>	<b>107</b>	<b>107</b>	<b>16</b>	<b>16</b>
DIV. I NON-CONF.	<b>7- 3</b>	<b>80</b>	<b>0</b>	<b>149</b>	<b>239</b>	<b>78</b>	<b>78</b>	<b>15</b>	<b>15</b>
TOTALS	RPI 1-25	RPI 26-50	W-L RECORDS	RPI 51-100	RPI 101-150	RPI 150+			
18- 11	0- 0	0- 2	OVERALL	1- 3	4- 4	13- 2			
8- 4	0- 0	0- 1	HOME	1- 0	2- 2	5- 1			
10- 5	0- 0	0- 1	AWAY	0- 1	2- 2	8- 1			
0- 2	0- 0	0- 0	NEUTRAL	0- 2	0- 0	0- 0			
7- 3	0- 0	0- 0	NON-CONFERENCE	1- 3	1- 0	5- 0			
3- 0	0- 0	0- 0	HOME	1- 0	1- 0	1- 0			
4- 1	0- 0	0- 0	AWAY	0- 1	0- 0	4- 0			
0- 2	0- 0	0- 0	NEUTRAL	0- 2	0- 0	0- 0			
11- 8	0- 0	0- 2	CONFERENCE	0- 0	3- 4	8- 2			
5- 4	0- 0	0- 1	HOME	0- 0	1- 2	4- 1			
6- 4	0- 0	0- 1	AWAY	0- 0	2- 2	4- 1			
0- 0	0- 0	0- 0	NEUTRAL	0- 0	0- 0	0- 0			

RPI S	Opponent	Score	RPI S	Opponent	Score	RPI S	Opponent	Score	RPI S	Opponent	Score	Team's RPI: 107
49	A Bucknell	56 <b>67</b>	49	H Bucknell	50 <b>71</b>	63	H Seton Hall	75 68	122	A Holy Cross	62 <b>65</b>	
						76	N Ball St.	52 <b>54</b>	122	H Holy Cross	57 <b>74</b>	
						87	N Fordham	57 <b>59</b>	126	A Colgate	86 70	
						91	A Minnesota	49 <b>77</b>	126	A Colgate	69 62	
									126	H Colgate	73 <b>82</b>	
									128	A Boston U.	47 <b>48</b>	
									128	H Boston U.	51 34	
									142	H George Washington	59 53	
									154	A Mt. St. Mary's	66 65	
									169	A Lafayette	53 <b>61</b>	
									169	H Lafayette	73 66	
									178	A Merrimack	72 68	
									203	A American	64 63	
									203	H American	56 <b>64</b>	
									268	A Army West Point	94 65	
									268	H Army West Point	89 72	
									274	A Delaware St.	68 38	
									278	A Loyola Maryland	55 53	
									278	H Loyola Maryland	82 64	
									320	A Navy	60 53	
									320	H Navy	70 40	
									322	A Saint Peter's	80 71	
									346	H Central Conn. St.	70 51	
LAST 10 Division I												
126	A Colgate	69 62	126	H Colgate	73 <b>82</b>							
126	A Colgate	86 70	268	H Army West Point	89 72							
278	H Loyola Maryland	82 64	122	A Holy Cross	62 <b>65</b>							
128	A Boston U.	47 <b>48</b>	169	H Lafayette	73 66							
49	A Bucknell	56 <b>67</b>	268	A Army West Point	94 65							

Non-Div I Games: Bloomsburg 91 43

Lehigh

■ Loss, 
 ■ Non-Conf, 
 ■ S Site, 
 ■ H Home 
 ■ A Away 
 N Neutral

Average RPI Win:	204	WON-LOST	WINNING	LAST 10	STRENGTH OF	OPP. STRENGTH	TEAM	ADJ.	CONF.	ADJ CONF.
Average RPI Loss:	109	RECORD	PCT. RANK	GAMES	SCHEDULE	OF SCHEDULE	RPI	RPI	RPI	RPI
DIV. I ONLY	18- 11	102	6-4	134	142	108	108	13	13	
DIV. I NON-CONF.	6- 4	123	0	230	165	165	165	16	16	
TOTALS	RPI 1-25	RPI 26-50	W-L RECORDS	RPI 51-100	RPI 101-150	RPI 150+				
18- 11	0- 0	3- 2	OVERALL	0- 6	2- 0	13- 3				
10- 4	0- 0	1- 1	HOME	0- 3	1- 0	8- 0				
7- 5	0- 0	2- 1	AWAY	0- 2	0- 0	5- 2				
1- 2	0- 0	0- 0	NEUTRAL	0- 1	1- 0	0- 1				
6- 4	0- 0	0- 0	NON-CONFERENCE	0- 3	2- 0	4- 1				
4- 1	0- 0	0- 0	HOME	0- 1	1- 0	3- 0				
1- 2	0- 0	0- 0	AWAY	0- 1	0- 0	1- 1				
1- 1	0- 0	0- 0	NEUTRAL	0- 1	1- 0	0- 0				
12- 7	0- 0	3- 2	CONFERENCE	0- 3	0- 0	9- 2				
6- 3	0- 0	1- 1	HOME	0- 2	0- 0	5- 0				
6- 3	0- 0	2- 1	AWAY	0- 1	0- 0	4- 1				
0- 1	0- 0	0- 0	NEUTRAL	0- 0	0- 0	0- 1				

RPI S	Opponent	Score	RPI S	Opponent	Score	RPI S	Opponent	Score	RPI S	Opponent	Score	Team's RPI: 108
31	A Western Ky.	65 69	53	A Rice	53 64	114	H Auburn	80 75				
33	A Old Dominion	64 61	53	H Rice	65 74	136	N Texas Southern	84 68				
33	H Old Dominion	76 65	60	H Charlotte	75 83	152	H Samford	76 69				
46	A Middle Tenn.	61 59	83	H Boise St.	81 83	195	A Memphis	52 77				
46	H Middle Tenn.	52 62	92	A Oklahoma	75 82	208	H Fla. Atlantic	92 73				
			95	N Colorado	69 77	209	H UTEP	63 51				
						211	H South Alabama	77 61				
						212	A Southern Miss.	74 68				
						212	H Southern Miss.	90 46				
						235	A North Texas	51 50				
						240	A Marshall	56 61				
						248	A Louisiana Tech	71 51				
						248	N Louisiana Tech	63 66				
						310	H FIU	71 58				
						321	A UTSA	87 51				
						321	H UTSA	94 55				
						323	A Alcorn	86 65				
						347	H McNeese	97 70				
LAST 10 Division I												
248	N Louisiana Tech	63 66	46	A Middle Tenn.	61 59							
212	H Southern Miss.	90 46	46	H Middle Tenn.	52 62							
33	A Old Dominion	64 61	235	A North Texas	51 50							
321	A UTSA	87 51	53	A Rice	53 64							
53	H Rice	65 74	209	H UTEP	63 51							

Non-Div I Games: Ala.-Huntsville 74 57 Tuskegee 103 60

UAB

Loss, Non-Conf, S Site, H Home A Away N Neutral

Washington St.

Through Games Of March 11, 2020

Average RPI Win:	176	WON-LOST	WINNING	LAST 10	STRENGTH OF	OPP. STRENGTH	TEAM	ADJ.	CONF.	ADJ CONF.
Average RPI Loss:	39	RECORD	PCT. RANK	GAMES	SCHEDULE	OF SCHEDULE	RPI	RPI	RPI	RPI
DIV. I ONLY	11- 20	270	1-9	7	17	109	109	1	1	
DIV. I NON-CONF.	7- 5	131	0	23	75	68	68	2	2	
TOTALS	RPI 1-25	RPI 26-50	W-L RECORDS	RPI 51-100	RPI 101-150	RPI 150+				
11- 20	0- 11	0- 4	OVERALL	3- 2	3- 3	5- 0				
7- 8	0- 3	0- 2	HOME	2- 1	1- 2	4- 0				
3- 8	0- 4	0- 2	AWAY	1- 1	2- 1	0- 0				
1- 4	0- 4	0- 0	NEUTRAL	0- 0	0- 0	1- 0				
7- 5	0- 4	0- 0	NON-CONFERENCE	2- 0	0- 1	5- 0				
5- 1	0- 1	0- 0	HOME	1- 0	0- 0	4- 0				
1- 1	0- 0	0- 0	AWAY	1- 0	0- 1	0- 0				
1- 3	0- 3	0- 0	NEUTRAL	0- 0	0- 0	1- 0				
4- 15	0- 7	0- 4	CONFERENCE	1- 2	3- 2	0- 0				
2- 7	0- 2	0- 2	HOME	1- 1	1- 2	0- 0				
2- 7	0- 4	0- 2	AWAY	0- 1	2- 0	0- 0				
0- 1	0- 1	0- 0	NEUTRAL	0- 0	0- 0	0- 0				

RPI	S	Opponent	Score	RPI	S	Opponent	Score	RPI	S	Opponent	Score	RPI	S	Opponent	Score	Team's RPI: 109
1	N	South Carolina	53 68	29	A	Arizona	57 72	81	A	Southern California	63 74	106	H	Utah	66 78	
2	A	Oregon	57 88	29	H	Arizona	67 74	81	H	Southern California	60 66	118	A	Miami (FL)	68 74	
5	N	Baylor	66 89	40	A	Arizona St.	59 62	83	A	Boise St.	80 68	125	A	California	96 75	
6	A	Stanford	58 77	40	H	Arizona St.	56 65	94	H	BYU	67 50	125	H	California	92 66	
6	H	Stanford	49 71					95	H	Colorado	69 59	140	A	Washington	66 59	
12	H	Gonzaga	53 76									140	H	Washington	56 65	
13	A	UCLA	50 66									178	H	Pepperdine	85 48	
13	H	UCLA	62 70									225	N	Southern U.	69 54	
14	N	Indiana	44 78									266	H	UC Irvine	87 59	
20	A	Oregon St.	58 73									280	H	CSUN	71 61	
20	N	Oregon St.	55 82									328	H	Ark.-Pine Bluff	85 56	
LAST 10 Division I																
20	N	Oregon St.	55 82	29	A	Arizona	57 72									
20	A	Oregon St.	58 73	40	A	Arizona St.	59 62									
2	A	Oregon	57 88	106	H	Utah	66 78									
81	H	Southern California	60 66	95	H	Colorado	69 59									
13	H	UCLA	62 70	6	H	Stanford	49 71									

Non-Div I Games:

Washington St.

Loss, Non-Conf, S Site, H Home A Away N Neutral

Average RPI Win:	273	WON-LOST	WINNING	LAST 10	STRENGTH OF	OPP. STRENGTH	TEAM	ADJ.	CONF.	ADJ CONF.
Average RPI Loss:	116	RECORD	PCT. RANK	GAMES	SCHEDULE	OF SCHEDULE	RPI	RPI	RPI	RPI
DIV. I ONLY	22- 7	36	9-1	273	302	110	110	30	30	
DIV. I NON-CONF.	4- 6	212	0	127	105	170	170	30	30	
TOTALS	RPI 1-25	RPI 26-50	W-L RECORDS	RPI 51-100	RPI 101-150	RPI 150+				
22- 7	0- 1	0- 1	OVERALL	0- 1	0- 1	22- 3				
11- 3	0- 0	0- 0	HOME	0- 0	0- 1	11- 2				
11- 4	0- 1	0- 1	AWAY	0- 1	0- 0	11- 1				
0- 0	0- 0	0- 0	NEUTRAL	0- 0	0- 0	0- 0				
4- 6	0- 1	0- 1	NON-CONFERENCE	0- 1	0- 1	4- 2				
2- 2	0- 0	0- 0	HOME	0- 0	0- 1	2- 1				
2- 4	0- 1	0- 1	AWAY	0- 1	0- 0	2- 1				
0- 0	0- 0	0- 0	NEUTRAL	0- 0	0- 0	0- 0				
18- 1	0- 0	0- 0	CONFERENCE	0- 0	0- 0	18- 1				
9- 1	0- 0	0- 0	HOME	0- 0	0- 0	9- 1				
9- 0	0- 0	0- 0	AWAY	0- 0	0- 0	9- 0				
0- 0	0- 0	0- 0	NEUTRAL	0- 0	0- 0	0- 0				

RPI 1-25				RPI 26-50				RPI 51-100				RPI 101+ Team's RPI: 110			
RPI	S	Opponent	Score	RPI	S	Opponent	Score	RPI	S	Opponent	Score	RPI	S	Opponent	Score
19	A	TCU	61 66	28	A	James Madison	32 59	96	A	Kent St.	81 82	119	H	Columbia	59 61
												153	A	Norfolk St.	69 62
												154	A	Mt. St. Mary's	57 52
												154	H	Mt. St. Mary's	59 62
												178	A	Merrimack	68 62
												178	H	Merrimack	72 50
												183	H	Delaware	62 73
												194	A	La Salle	71 68
												210	A	Rhode Island	59 71
												259	H	Youngstown St.	58 43
												270	H	Xavier	71 57
												276	A	Saint Francis (PA)	66 57
												276	H	Saint Francis (PA)	62 29
												285	A	Sacred Heart	67 38
												285	H	Sacred Heart	73 43
												303	A	Wagner	77 35
												303	H	Wagner	65 61
												303	H	Wagner	51 47
												304	A	Fairleigh Dickinson	48 35
												304	H	Fairleigh Dickinson	53 35
												319	A	St. Francis Brooklyn	70 59
												319	H	St. Francis Brooklyn	69 44
												324	H	Bryant	69 39
												333	A	LIU Brooklyn	70 59
												346	A	Central Conn. St.	86 56
												346	H	Central Conn. St.	80 42
LAST 10 Division I															
303	H	Wagner	65 61	276	A	Saint Francis (PA)	66 57								
276	H	Saint Francis (PA)	62 29	304	H	Fairleigh Dickinson	53 35								
154	A	Mt. St. Mary's	57 52	303	A	Wagner	77 35								
304	A	Fairleigh Dickinson	48 35	285	A	Sacred Heart	67 38								
154	H	Mt. St. Mary's	59 62	324	H	Bryant	69 39								

Non-Div I Games: Pitt.-Johnstown 63 30

Robert Morris

■ Loss, 
 ■ Non-Conf, 
 ■ S Site, 
 ■ Home 
 ■ A Away 
 N Neutral



Average RPI Win:	201	WON-LOST	WINNING	LAST 10	STRENGTH OF	OPP. STRENGTH	TEAM	ADJ.	CONF.	ADJ CONF.
Average RPI Loss:	122	RECORD	PCT. RANK	GAMES	SCHEDULE	OF SCHEDULE	RPI	RPI	RPI	RPI
DIV. I ONLY	19- 11	87	8-2	139	141	111	111	11	11	
DIV. I NON-CONF.	5- 5	164	0	215	293	225	225	11	11	
TOTALS	RPI 1-25	RPI 26-50	W-L RECORDS	RPI 51-100	RPI 101-150	RPI 150+				
19- 11	0- 2	0- 0	OVERALL	1- 2	4- 4	14- 3				
11- 5	0- 1	0- 0	HOME	1- 1	2- 2	8- 1				
7- 5	0- 1	0- 0	AWAY	0- 1	2- 1	5- 2				
1- 1	0- 0	0- 0	NEUTRAL	0- 0	0- 1	1- 0				
5- 5	0- 0	0- 0	NON-CONFERENCE	0- 1	0- 3	5- 1				
3- 4	0- 0	0- 0	HOME	0- 1	0- 2	3- 1				
2- 1	0- 0	0- 0	AWAY	0- 0	0- 1	2- 0				
0- 0	0- 0	0- 0	NEUTRAL	0- 0	0- 0	0- 0				
14- 6	0- 2	0- 0	CONFERENCE	1- 1	4- 1	9- 2				
8- 1	0- 1	0- 0	HOME	1- 0	2- 0	5- 0				
5- 4	0- 1	0- 0	AWAY	0- 1	2- 0	3- 2				
1- 1	0- 0	0- 0	NEUTRAL	0- 0	0- 1	1- 0				

RPI 1-25				RPI 26-50				RPI 51-100				RPI 101+ Team's RPI: 111			
RPI	S	Opponent	Score	RPI	S	Opponent	Score	RPI	S	Opponent	Score	RPI	S	Opponent	Score
12	A	Gonzaga	46 57					94	A	BYU	36 52	103	A	Portland	62 58
12	H	Gonzaga	42 57					94	H	BYU	51 45	103	H	Portland	74 55
								99	H	Idaho	32 65	103	N	Portland	63 64
												134	A	Pacific	66 64
												134	H	Pacific	66 61
												135	H	Texas Tech	60 64
												140	H	Washington	47 65
												146	A	San Jose St.	82 88
												178	A	Pepperdine	57 73
												178	H	Pepperdine	62 58
												178	N	Pepperdine	59 44
												192	H	Towson	81 67
												193	A	Santa Clara	66 78
												193	H	Santa Clara	50 47
												201	A	Saint Mary's (CA)	72 54
												201	H	Saint Mary's (CA)	73 59
												215	A	San Francisco	61 58
												215	H	San Francisco	54 50
												234	H	Cal St. Fullerton	67 72
												244	A	San Diego St.	70 47
												271	A	Air Force	70 59
												280	H	CSUN	59 40
												281	H	Monmouth	57 49
												298	A	LMU (CA)	67 59
												298	H	LMU (CA)	54 50
LAST 10 Division I															
				103	N	Portland	63 64			215	A	San Francisco	61	58	
				178	N	Pepperdine	59 44			201	H	Saint Mary's (CA)	73	59	
				178	H	Pepperdine	62 58			134	H	Pacific	66	61	
				298	H	LMU (CA)	54 50			94	H	BYU	51	45	
				193	A	Santa Clara	66 78			103	A	Portland	62	58	

Non-Div I Games: Biola 81 28

San Diego

Loss, Non-Conf, S Site, H Home A Away N Neutral

## UT Arlington

Through Games Of March 11, 2020

Average RPI Win:	246	WON-LOST	WINNING	LAST 10	STRENGTH OF	OPP. STRENGTH	TEAM	ADJ.	CONF.	ADJ CONF.
Average RPI Loss:	89	RECORD	PCT. RANK	GAMES	SCHEDULE	OF SCHEDULE	RPI	RPI	RPI	RPI
DIV. I ONLY	21- 11	75	8-2	158	194	112	112	21	21	
DIV. I NON-CONF.	6- 6	164	0	58	67	108	108	19	19	
TOTALS	RPI 1-25	RPI 26-50	W-L RECORDS	RPI 51-100	RPI 101-150	RPI 150+				
21- 11	0- 3	0- 1	OVERALL	1- 4	0- 1	20- 2				
12- 4	0- 0	0- 0	HOME	0- 2	0- 1	12- 1				
9- 4	0- 1	0- 1	AWAY	1- 1	0- 0	8- 1				
0- 3	0- 2	0- 0	NEUTRAL	0- 1	0- 0	0- 0				
6- 6	0- 3	0- 0	NON-CONFERENCE	1- 2	0- 1	5- 0				
3- 2	0- 0	0- 0	HOME	0- 1	0- 1	3- 0				
3- 1	0- 1	0- 0	AWAY	1- 0	0- 0	2- 0				
0- 3	0- 2	0- 0	NEUTRAL	0- 1	0- 0	0- 0				
15- 5	0- 0	0- 1	CONFERENCE	0- 2	0- 0	15- 2				
9- 2	0- 0	0- 0	HOME	0- 1	0- 0	9- 1				
6- 3	0- 0	0- 1	AWAY	0- 1	0- 0	6- 1				
0- 0	0- 0	0- 0	NEUTRAL	0- 0	0- 0	0- 0				

RPI 1-25				RPI 26-50				RPI 51-100				RPI 101+ Team's RPI: 112			
RPI	S	Opponent	Score	RPI	S	Opponent	Score	RPI	S	Opponent	Score	RPI	S	Opponent	Score
2	N	Oregon	54 91	44	A	Troy	69 85	55	H	Marist	57 73	136	H	Texas Southern	63 74
7	N	Louisville	67 76					68	N	Oklahoma St.	47 60	172	H	Wright St.	68 62
11	A	Northwestern	47 74					77	A	Kansas St.	57 53	188	A	Louisiana	73 66
								98	A	Coastal Caro.	56 62	188	H	Louisiana	79 52
								98	H	Coastal Caro.	62 80	206	A	Little Rock	62 46
												206	H	Little Rock	65 58
												211	A	South Alabama	68 45
												211	H	South Alabama	47 55
												226	A	Appalachian St.	82 60
												226	H	Appalachian St.	63 44
												233	H	SMU	51 46
												235	A	North Texas	68 49
												249	A	Texas St.	55 72
												249	H	Texas St.	74 50
												249	H	Texas St.	69 49
												253	A	Arkansas St.	89 62
												253	H	Arkansas St.	71 44
												290	H	Ga. Southern	101 73
												316	H	Georgia St.	58 32
												344	A	Grambling	88 54
												348	A	La.-Monroe	74 67
												348	H	La.-Monroe	72 34
												349	H	Chicago St.	84 53
LAST 10 Division I															
211	H	South Alabama	47 55	316	H	Georgia St.	58 32								
249	H	Texas St.	74 50	249	H	Texas St.	69 49								
348	A	La.-Monroe	74 67	206	A	Little Rock	62 46								
188	A	Louisiana	73 66	253	A	Arkansas St.	89 62								
290	H	Ga. Southern	101 73	98	H	Coastal Caro.	62 80								

Non-Div I Games:

UT Arlington

■ Loss, 
 ■ Non-Conf, S Site, 
 ■ Home 
 ■ Away 
 N Neutral

Average RPI Win: <b>224</b>	WON-LOST	WINNING	LAST 10	STRENGTH OF	OPP. STRENGTH	TEAM	ADJ.	CONF.	ADJ CONF.
Average RPI Loss: <b>104</b>	RECORD	PCT. RANK	GAMES	SCHEDULE	OF SCHEDULE	RPI	RPI	RPI	RPI
DIV. I ONLY	<b>19- 13</b>	<b>122</b>	<b>7-3</b>	<b>100</b>	<b>210</b>	<b>113</b>	<b>113</b>	<b>22</b>	<b>22</b>
DIV. I NON-CONF.	<b>5- 7</b>	<b>205</b>	<b>0</b>	<b>30</b>	<b>35</b>	<b>103</b>	<b>103</b>	<b>22</b>	<b>22</b>
TOTALS	RPI 1-25	RPI 26-50	W-L RECORDS	RPI 51-100	RPI 101-150	RPI 150+			
19- 13	1- 3	0- 1	OVERALL	2- 4	0- 0	16- 5			
8- 6	0- 2	0- 1	HOME	0- 2	0- 0	8- 1			
8- 5	1- 0	0- 0	AWAY	1- 1	0- 0	6- 4			
3- 2	0- 1	0- 0	NEUTRAL	1- 1	0- 0	2- 0			
5- 7	1- 3	0- 1	NON-CONFERENCE	1- 2	0- 0	3- 1			
1- 4	0- 2	0- 1	HOME	0- 1	0- 0	1- 0			
2- 2	1- 0	0- 0	AWAY	0- 1	0- 0	1- 1			
2- 1	0- 1	0- 0	NEUTRAL	1- 0	0- 0	1- 0			
14- 6	0- 0	0- 0	CONFERENCE	1- 2	0- 0	13- 4			
7- 2	0- 0	0- 0	HOME	0- 1	0- 0	7- 1			
6- 3	0- 0	0- 0	AWAY	1- 0	0- 0	5- 3			
1- 1	0- 0	0- 0	NEUTRAL	0- 1	0- 0	1- 0			

RPI 1-25			RPI 26-50			RPI 51-100			RPI 101+ Team's RPI: 113		
RPI	S	Opponent	Score	RPI	S	Opponent	Score	RPI	S	Opponent	Score
10	N	Mississippi St.	58 <b>83</b>	26	H	South Dakota	60 <b>66</b>	55	A	Marist	60 <b>72</b>
18	H	DePaul	65 <b>76</b>					59	A	IUPUI	61 58
22	A	Central Mich.	111 105					59	H	IUPUI	42 <b>54</b>
23	H	Marquette	47 <b>60</b>					59	N	IUPUI	37 <b>51</b>
								71	H	South Dakota St.	55 <b>60</b>
								100	N	Syracuse	79 73
LAST 10 Division I											
				59	N	IUPUI	37 <b>51</b>	341	A	UIC	75 49
				185	N	Northern Ky.	50 49	289	H	Oakland	76 51
				259	H	Youngstown St.	71 51	332	H	Detroit Mercy	72 45
				190	H	Cleveland St.	81 51	220	A	Milwaukee	60 <b>65</b>
				59	A	IUPUI	61 58	185	A	Northern Ky.	43 <b>63</b>
								161	A	Maine	60 <b>61</b>
								172	A	Wright St.	68 59
								172	H	Wright St.	58 <b>70</b>
								177	H	Missouri	72 64
								185	A	Northern Ky.	43 <b>63</b>
								185	H	Northern Ky.	65 44
								185	N	Northern Ky.	50 49
								190	A	Cleveland St.	74 54
								190	H	Cleveland St.	81 51
								220	A	Milwaukee	60 <b>65</b>
								220	H	Milwaukee	61 48
								254	N	Bowling Green	73 54
								259	A	Youngstown St.	70 63
								259	H	Youngstown St.	71 51
								289	A	Oakland	88 <b>93</b>
								289	H	Oakland	76 51
								332	A	Detroit Mercy	65 48
								332	H	Detroit Mercy	72 45
								341	A	UIC	75 49
								341	H	UIC	73 36
								349	A	Chicago St.	102 46

Non-Div I Games:

Green Bay

■ Loss, 
 ■ Non-Conf, 
 ■ S Site, 
 ■ Home 
 ■ Away 
 N Neutral

Average RPI Win: <b>173</b>	WON-LOST	WINNING	LAST 10	STRENGTH OF	OPP. STRENGTH	TEAM	ADJ.	CONF.	ADJ CONF.
Average RPI Loss: <b>50</b>	RECORD	PCT. RANK	GAMES	SCHEDULE	OF SCHEDULE	RPI	RPI	RPI	RPI
DIV. I ONLY	<b>11- 18</b>	<b>250</b>	<b>4-6</b>	<b>12</b>	<b>40</b>	<b>114</b>	<b>114</b>	<b>4</b>	<b>4</b>
DIV. I NON-CONF.	<b>6- 5</b>	<b>151</b>	<b>0</b>	<b>20</b>	<b>124</b>	<b>72</b>	<b>72</b>	<b>5</b>	<b>5</b>
TOTALS	RPI 1-25	RPI 26-50	W-L RECORDS	RPI 51-100	RPI 101-150	RPI 150+			
11- 18	0- 7	2- 4	OVERALL	0- 4	3- 3	6- 0			
7- 6	0- 1	1- 2	HOME	0- 2	2- 1	4- 0			
2- 9	0- 5	0- 0	AWAY	0- 2	0- 2	2- 0			
2- 3	0- 1	1- 2	NEUTRAL	0- 0	1- 0	0- 0			
6- 5	0- 2	1- 2	NON-CONFERENCE	0- 0	1- 1	4- 0			
4- 1	0- 0	0- 1	HOME	0- 0	1- 0	3- 0			
1- 2	0- 1	0- 0	AWAY	0- 0	0- 1	1- 0			
1- 2	0- 1	1- 1	NEUTRAL	0- 0	0- 0	0- 0			
5- 13	0- 5	1- 2	CONFERENCE	0- 4	2- 2	2- 0			
3- 5	0- 1	1- 1	HOME	0- 2	1- 1	1- 0			
1- 7	0- 4	0- 0	AWAY	0- 2	0- 1	1- 0			
1- 1	0- 0	0- 1	NEUTRAL	0- 0	1- 0	0- 0			

RPI 1-25				RPI 26-50				RPI 51-100				RPI 101+ Team's RPI: 114			
RPI	S	Opponent	Score	RPI	S	Opponent	Score	RPI	S	Opponent	Score	RPI	S	Opponent	Score
1	A	South Carolina	53 79	30	H	Arkansas	70 86	64	A	Georgia	50 61	108	A	UAB	75 80
10	A	Mississippi St.	73 78	30	N	Arkansas	68 90	66	H	Tennessee	55 56	127	A	Vanderbilt	55 77
10	H	Mississippi St.	85 92	33	H	Old Dominion	77 89	72	A	Alabama	64 68	127	H	Vanderbilt	70 62
19	A	TCU	65 80	35	H	LSU	65 60	72	H	Alabama	48 75	127	N	Vanderbilt	77 67
21	A	Texas A&M	54 84	41	N	Dayton	76 74					130	H	Bethune-Cookman	74 56
24	A	Kentucky	61 68	46	N	Middle Tenn.	50 73					138	H	Florida	63 83
25	N	Drake	82 83									177	A	Missouri	95 82
												211	A	South Alabama	82 62
												237	H	Saint Joseph's	66 62
												250	H	Jacksonville St.	62 53
												272	H	Wofford	84 82
												301	H	Ole Miss	59 43
LAST 10 Division I															
		30	N	Arkansas	68 90	10	H	Mississippi St.	85 92						
		127	N	Vanderbilt	77 67	35	H	LSU	65 60						
		66	H	Tennessee	55 56	1	A	South Carolina	53 79						
		177	A	Missouri	95 82	72	A	Alabama	64 68						
		21	A	Texas A&M	54 84	127	H	Vanderbilt	70 62						

Non-Div I Games:

Auburn

■ Loss, 
 ■ Non-Conf, 
 ■ S Site, 
 ■ H Home 
 ■ A Away 
 N Neutral

## Wake Forest

Through Games Of March 11, 2020

Average RPI Win:	145	WON-LOST	WINNING	LAST 10	STRENGTH OF	OPP. STRENGTH	TEAM	ADJ.	CONF.	ADJ CONF.
Average RPI Loss:	93	RECORD	PCT. RANK	GAMES	SCHEDULE	OF SCHEDULE	RPI	RPI	RPI	RPI
DIV. I ONLY	16- 16	174	4-6	62	69	115	115	5	5	
DIV. I NON-CONF.	7- 4	100	0	125	195	111	111	4	4	
TOTALS	RPI 1-25	RPI 26-50	W-L RECORDS	RPI 51-100	RPI 101-150	RPI 150+				
16- 16	0- 2	3- 4	OVERALL	3- 4	4- 4	6- 2				
9- 6	0- 0	0- 2	HOME	3- 1	2- 3	4- 0				
3- 9	0- 2	1- 1	AWAY	0- 3	0- 1	2- 2				
4- 1	0- 0	2- 1	NEUTRAL	0- 0	2- 0	0- 0				
7- 4	0- 0	1- 0	NON-CONFERENCE	0- 2	2- 1	4- 1				
4- 2	0- 0	0- 0	HOME	0- 1	1- 1	3- 0				
1- 2	0- 0	0- 0	AWAY	0- 1	0- 0	1- 1				
2- 0	0- 0	1- 0	NEUTRAL	0- 0	1- 0	0- 0				
9- 12	0- 2	2- 4	CONFERENCE	3- 2	2- 3	2- 1				
5- 4	0- 0	0- 2	HOME	3- 0	1- 2	1- 0				
2- 7	0- 2	1- 1	AWAY	0- 2	0- 1	1- 1				
2- 1	0- 0	1- 1	NEUTRAL	0- 0	1- 0	0- 0				

RPI 1-25				RPI 26-50				RPI 51-100				RPI 101+ Team's RPI: 115			
RPI	S	Opponent	Score	RPI	S	Opponent	Score	RPI	S	Opponent	Score	RPI	S	Opponent	Score
7	A	Louisville	61 75	27	A	Duke	60 58	58	A	St. John's (NY)	74 82	118	A	Miami (FL)	56 59
16	A	NC State	45 59	32	A	Florida St.	67 78	60	H	Charlotte	65 77	118	H	Miami (FL)	63 79
				32	H	Florida St.	65 70	62	A	Boston College	54 67	123	H	Notre Dame	71 75
				32	N	Florida St.	47 76	75	H	Virginia	62 56	129	H	Campbell	74 46
				38	H	Virginia Tech	62 73	79	A	Georgia Tech	52 62	138	N	Florida	73 68
				38	N	Virginia Tech	58 55	79	H	Georgia Tech	65 60	141	H	UNC Greensboro	65 67
				41	N	Dayton	78 59	100	H	Syracuse	65 60	147	H	North Carolina	82 79
												147	N	North Carolina	83 73
												182	A	Elon	69 57
												222	A	Clemson	66 52
												222	H	Clemson	63 58
												242	H	East Carolina	76 53
												261	H	UNCW	65 55
												269	H	Col. of Charleston	106 50
												287	A	Pittsburgh	48 53
												288	A	ETSU	60 67
LAST 10 Division I															
				32	N	Florida St.	47 76	32	A	Florida St.	67 78				
				38	N	Virginia Tech	58 55	38	H	Virginia Tech	62 73				
				147	N	North Carolina	83 73	222	A	Clemson	66 52				
				118	H	Miami (FL)	63 79	79	A	Georgia Tech	52 62				
				147	H	North Carolina	82 79	123	H	Notre Dame	71 75				

Non-Div I Games:

Wake Forest

■ Loss, 
 ■ Non-Conf, 
 ■ S Site, 
 ■ H Home 
 ■ A Away 
 N Neutral

Average RPI Win:	167	WON-LOST	WINNING	LAST 10	STRENGTH OF	OPP. STRENGTH	TEAM	ADJ.	CONF.	ADJ CONF.
Average RPI Loss:	110	RECORD	PCT. RANK	GAMES	SCHEDULE	OF SCHEDULE	RPI	RPI	RPI	RPI
DIV. I ONLY	16- 15	167	3-7	71	81	116	116	9	9	
DIV. I NON-CONF.	8- 5	117	0	37	95	69	69	9	9	
TOTALS	RPI 1-25	RPI 26-50	W-L RECORDS	RPI 51-100	RPI 101-150	RPI 150+				
16- 15	0- 3	2- 2	OVERALL	3- 3	1- 1	10- 6				
10- 5	0- 2	1- 1	HOME	3- 0	1- 0	5- 2				
5- 7	0- 0	1- 1	AWAY	0- 2	0- 0	4- 4				
1- 3	0- 1	0- 0	NEUTRAL	0- 1	0- 1	1- 0				
8- 5	0- 1	1- 1	NON-CONFERENCE	2- 1	1- 1	4- 1				
5- 2	0- 1	0- 1	HOME	2- 0	1- 0	2- 0				
3- 1	0- 0	1- 0	AWAY	0- 0	0- 0	2- 1				
0- 2	0- 0	0- 0	NEUTRAL	0- 1	0- 1	0- 0				
8- 10	0- 2	1- 1	CONFERENCE	1- 2	0- 0	6- 5				
5- 3	0- 1	1- 0	HOME	1- 0	0- 0	3- 2				
2- 6	0- 0	0- 1	AWAY	0- 2	0- 0	2- 3				
1- 1	0- 1	0- 0	NEUTRAL	0- 0	0- 0	1- 0				

RPI	S	Opponent	Score	RPI	S	Opponent	Score	RPI	S	Opponent	Score	RPI	S	Opponent	Score	Team's RPI: 116
1	H	South Carolina	71 78	36	H	FGCU	67 93	51	N	Creighton	59 69	131	H	Duquesne	85 72	
4	H	UConn	54 83	37	A	UCF	64 67	56	H	Penn	76 72	147	N	North Carolina	58 71	
4	N	UConn	61 94	37	H	UCF	67 65	61	A	Cincinnati	81 86	166	A	Wichita St.	70 72	
				49	A	Bucknell	72 61	69	A	South Fla.	51 99	166	H	Wichita St.	75 85	
								69	H	South Fla.	69 66	175	A	Tulane	50 53	
								84	H	Villanova	74 69	192	A	Towson	74 59	
												194	A	La Salle	72 69	
												195	H	Memphis	78 64	
												214	A	Houston	61 58	
												214	H	Houston	76 75	
												228	H	Fairfield	77 59	
												233	H	SMU	85 62	
												237	A	Saint Joseph's	63 67	
												242	A	East Carolina	50 56	
												242	N	East Carolina	67 57	
												258	A	Tulsa	74 65	
												258	H	Tulsa	64 68	
												270	H	Xavier	78 65	
LAST 10 Division I																
		4 N UConn	61 94			242 A East Carolina	50 56									
		242 N East Carolina	67 57			195 H Memphis	78 64									
		175 A Tulane	50 53			214 H Houston	76 75									
		258 H Tulsa	64 68			69 A South Fla.	51 99									
		37 A UCF	64 67			166 H Wichita St.	75 85									

Non-Div I Games:

Temple

Loss, Non-Conf, S Site, H Home A Away N Neutral

## Buffalo

Through Games Of March 11, 2020

Average RPI Win:	192	WON-LOST	WINNING	LAST 10	STRENGTH OF	OPP. STRENGTH	TEAM	ADJ.	CONF.	ADJ CONF.
Average RPI Loss:	110	RECORD	PCT. RANK	GAMES	SCHEDULE	OF SCHEDULE	RPI	RPI	RPI	RPI
DIV. I ONLY	19- 12	111	6-4	150	121	117	117	10	10	
DIV. I NON-CONF.	9- 2	37	0	197	164	53	53	10	10	
TOTALS	RPI 1-25	RPI 26-50	W-L RECORDS	RPI 51-100	RPI 101-150	RPI 150+				
19- 12	0- 2	2- 0	OVERALL	3- 4	1- 3	13- 3				
10- 5	0- 1	1- 0	HOME	1- 2	1- 1	7- 1				
7- 6	0- 1	0- 0	AWAY	2- 1	0- 2	5- 2				
2- 1	0- 0	1- 0	NEUTRAL	0- 1	0- 0	1- 0				
9- 2	0- 1	2- 0	NON-CONFERENCE	0- 0	1- 1	6- 0				
5- 0	0- 0	1- 0	HOME	0- 0	1- 0	3- 0				
2- 2	0- 1	0- 0	AWAY	0- 0	0- 1	2- 0				
2- 0	0- 0	1- 0	NEUTRAL	0- 0	0- 0	1- 0				
10- 10	0- 1	0- 0	CONFERENCE	3- 4	0- 2	7- 3				
5- 5	0- 1	0- 0	HOME	1- 2	0- 1	4- 1				
5- 4	0- 0	0- 0	AWAY	2- 1	0- 1	3- 2				
0- 1	0- 0	0- 0	NEUTRAL	0- 1	0- 0	0- 0				

RPI 1-25				RPI 26-50				RPI 51-100				RPI 101+ Team's RPI: 117			
RPI	S	Opponent	Score	RPI	S	Opponent	Score	RPI	S	Opponent	Score	RPI	S	Opponent	Score
6	A	Stanford	69 88	39	N	Drexel	63 59	76	A	Ball St.	65 69	119	H	Columbia	82 75
22	H	Central Mich.	93 98	41	H	Dayton	67 59	76	H	Ball St.	58 69	146	A	San Jose St.	88 95
								80	A	Ohio	63 62	148	A	Toledo	59 71
								80	H	Ohio	65 76	148	H	Toledo	62 78
								96	A	Kent St.	57 44	151	A	Western Mich.	62 74
								96	H	Kent St.	72 58	160	H	Eastern Mich.	66 63
								96	N	Kent St.	66 72	168	H	Dartmouth	73 49
												181	A	Northern Ill.	63 64
												184	A	Akron	76 61
												184	H	Akron	63 69
												203	N	American	73 55
												231	A	Miami (OH)	86 72
												231	H	Miami (OH)	88 72
												231	H	Miami (OH)	87 72
												254	A	Bowling Green	62 56
												254	H	Bowling Green	65 59
												282	A	Niagara	81 67
												299	A	St. Bonaventure	46 36
												340	H	Canisius	71 55
												346	H	Central Conn. St.	61 56
LAST 10 Division I															
				96	N	Kent St.	66 72	231	H	Miami (OH)	88 72				
				231	H	Miami (OH)	87 72	254	A	Bowling Green	62 56				
				96	H	Kent St.	72 58	184	H	Akron	63 69				
				184	A	Akron	76 61	76	H	Ball St.	58 69				
				80	A	Ohio	63 62	151	A	Western Mich.	62 74				

Non-Div I Games:

Buffalo

■ Loss, 
 ■ Non-Conf, S Site, 
 ■ Home 
 ■ Away 
 N Neutral

Average RPI Win:	160	WON-LOST	WINNING	LAST 10	STRENGTH OF	OPP. STRENGTH	TEAM	ADJ.	CONF.	ADJ CONF.
Average RPI Loss:	61	RECORD	PCT. RANK	GAMES	SCHEDULE	OF SCHEDULE	RPI	RPI	RPI	RPI
DIV. I ONLY	15- 15	174	4-6	41	61	118	118	5	5	
DIV. I NON-CONF.	8- 3	68	0	18	105	48	48	4	4	
TOTALS	RPI 1-25	RPI 26-50	W-L RECORDS	RPI 51-100	RPI 101-150	RPI 150+				
15- 15	0- 5	0- 4	OVERALL	3- 3	4- 2	8- 1				
12- 6	0- 4	0- 2	HOME	3- 0	3- 0	6- 0				
2- 8	0- 1	0- 2	AWAY	0- 3	1- 2	1- 0				
1- 1	0- 0	0- 0	NEUTRAL	0- 0	0- 0	1- 1				
8- 3	0- 3	0- 0	NON-CONFERENCE	1- 0	2- 0	5- 0				
7- 2	0- 2	0- 0	HOME	1- 0	2- 0	4- 0				
0- 1	0- 1	0- 0	AWAY	0- 0	0- 0	0- 0				
1- 0	0- 0	0- 0	NEUTRAL	0- 0	0- 0	1- 0				
7- 12	0- 2	0- 4	CONFERENCE	2- 3	2- 2	3- 1				
5- 4	0- 2	0- 2	HOME	2- 0	1- 0	2- 0				
2- 7	0- 0	0- 2	AWAY	0- 3	1- 2	1- 0				
0- 1	0- 0	0- 0	NEUTRAL	0- 0	0- 0	0- 1				

RPI 1-25				RPI 26-50				RPI 51-100				RPI 101+ Team's RPI: 118			
RPI	S	Opponent	Score	RPI	S	Opponent	Score	RPI	S	Opponent	Score	RPI	S	Opponent	Score
7	H	Louisville	41 87	27	H	Duke	55 74	59	H	IUPUI	74 65	109	H	Washington St.	74 68
14	H	Indiana	45 58	32	A	Florida St.	61 79	62	A	Boston College	64 75	115	A	Wake Forest	79 63
16	H	NC State	48 50	32	H	Florida St.	62 73	75	A	Virginia	64 69	115	H	Wake Forest	59 56
18	A	DePaul	83 89	38	A	Virginia Tech	45 69	79	A	Georgia Tech	54 61	121	H	North Florida	78 55
20	H	Oregon St.	53 75					79	H	Georgia Tech	54 49	123	A	Notre Dame	53 76
								100	H	Syracuse	77 62	147	A	North Carolina	58 78
												156	H	Binghamton	79 56
												157	H	Jackson St.	83 68
												163	N	N.C. A&T	68 67
												222	A	Clemson	63 48
												222	H	Clemson	68 64
												222	N	Clemson	56 71
												231	H	Miami (OH)	80 62
												260	H	UNC Asheville	75 46
												287	H	Pittsburgh	73 54
LAST 10 Division I															
		222	N	Clemson	56	71		222	A	Clemson	63	48			
		287	H	Pittsburgh	73	54		75	A	Virginia	64	69			
		115	A	Wake Forest	79	63		27	H	Duke	55	74			
		62	A	Boston College	64	75		38	A	Virginia Tech	45	69			
		16	H	NC State	48	50		79	H	Georgia Tech	54	49			

Non-Div I Games:

Miami (FL)

■ Loss, 
 ■ Non-Conf, 
 ■ S Site, 
 ■ H Home 
 ■ A Away 
 N Neutral



Average RPI Win: <b>196</b>	WON-LOST	WINNING	LAST 10	STRENGTH OF	OPP. STRENGTH	TEAM	ADJ.	CONF.	ADJ CONF.
Average RPI Loss: <b>117</b>	RECORD	PCT. RANK	GAMES	SCHEDULE	OF SCHEDULE	RPI	RPI	RPI	RPI
DIV. I ONLY	17- 10	98	6-4	192	115	119	119	7	7
DIV. I NON-CONF.	9- 4	84	0	326	218	178	178	8	8
TOTALS	RPI 1-25	RPI 26-50	W-L RECORDS	RPI 51-100	RPI 101-150	RPI 150+			
17- 10	0- 2	0- 0	OVERALL	2- 3	4- 2	11- 3			
10- 4	0- 1	0- 0	HOME	1- 2	2- 0	7- 1			
7- 6	0- 1	0- 0	AWAY	1- 1	2- 2	4- 2			
0- 0	0- 0	0- 0	NEUTRAL	0- 0	0- 0	0- 0			
9- 4	0- 0	0- 0	NON-CONFERENCE	1- 0	2- 2	6- 2			
6- 1	0- 0	0- 0	HOME	1- 0	1- 0	4- 1			
3- 3	0- 0	0- 0	AWAY	0- 0	1- 2	2- 1			
0- 0	0- 0	0- 0	NEUTRAL	0- 0	0- 0	0- 0			
8- 6	0- 2	0- 0	CONFERENCE	1- 3	2- 0	5- 1			
4- 3	0- 1	0- 0	HOME	0- 2	1- 0	3- 0			
4- 3	0- 1	0- 0	AWAY	1- 1	1- 0	2- 1			
0- 0	0- 0	0- 0	NEUTRAL	0- 0	0- 0	0- 0			

RPI 1-25				RPI 26-50				RPI 51-100				RPI 101+ Team's RPI: 119			
RPI	S	Opponent	Score	RPI	S	Opponent	Score	RPI	S	Opponent	Score	RPI	S	Opponent	Score
9	A	Princeton	55 <b>77</b>					52	A	Yale	74 65	110	A	Robert Morris	61 59
9	H	Princeton	52 <b>77</b>					52	H	Yale	60 <b>85</b>	117	A	Buffalo	75 <b>82</b>
								56	A	Penn	84 <b>86</b>	120	A	Harvard	62 57
								56	H	Penn	36 <b>51</b>	120	H	Harvard	89 64
								87	H	Fordham	70 51	127	A	Vanderbilt	51 <b>72</b>
												139	H	Davidson	63 60
												168	A	Dartmouth	62 50
												168	H	Dartmouth	73 63
												190	A	Cornell	77 <b>80</b>
												190	H	Cornell	76 66
												220	H	Milwaukee	74 46
												223	A	Brown	76 66
												223	H	Brown	74 60
												237	H	Saint Joseph's	57 <b>71</b>
												256	H	Georgetown	54 49
												268	A	Army West Point	71 62
												314	A	Albany (NY)	78 <b>82</b>
												326	H	Mercer	77 48
												331	H	NJIT	99 43
												334	A	Tennessee St.	75 65
LAST 10 Division I															
				56	H	Penn	36 <b>51</b>	223	A	Brown	76 66				
				9	H	Princeton	52 <b>77</b>	120	H	Harvard	89 64				
				168	A	Dartmouth	62 50	168	H	Dartmouth	73 63				
				120	A	Harvard	62 57	9	A	Princeton	55 <b>77</b>				
				52	A	Yale	74 65	56	A	Penn	84 <b>86</b>				

Non-Div I Games:

Columbia

■ Loss, 
 ■ Non-Conf, S Site, 
 ■ Home 
 ■ Away 
 N Neutral

# Harvard

Through Games Of March 11, 2020

Average RPI Win: <b>182</b>	WON-LOST	WINNING	LAST 10	STRENGTH OF	OPP. STRENGTH	TEAM	ADJ.	CONF.	ADJ CONF.
Average RPI Loss: <b>112</b>	RECORD	PCT. RANK	GAMES	SCHEDULE	OF SCHEDULE	RPI	RPI	RPI	RPI
DIV. I ONLY	15- 12	140	4-6	130	94	120	120	7	7
DIV. I NON-CONF.	9- 4	84	0	277	112	124	124	8	8
TOTALS	RPI 1-25	RPI 26-50	W-L RECORDS	RPI 51-100	RPI 101-150	RPI 150+			
15- 12	0- 2	0- 1	OVERALL	2- 2	2- 3	11- 4			
8- 4	0- 1	0- 0	HOME	2- 0	1- 2	5- 1			
7- 7	0- 1	0- 1	AWAY	0- 2	1- 1	6- 2			
0- 1	0- 0	0- 0	NEUTRAL	0- 0	0- 0	0- 1			
9- 4	0- 0	0- 1	NON-CONFERENCE	0- 0	2- 1	7- 2			
4- 1	0- 0	0- 0	HOME	0- 0	1- 1	3- 0			
5- 2	0- 0	0- 1	AWAY	0- 0	1- 0	4- 1			
0- 1	0- 0	0- 0	NEUTRAL	0- 0	0- 0	0- 1			
6- 8	0- 2	0- 0	CONFERENCE	2- 2	0- 2	4- 2			
4- 3	0- 1	0- 0	HOME	2- 0	0- 1	2- 1			
2- 5	0- 1	0- 0	AWAY	0- 2	0- 1	2- 1			
0- 0	0- 0	0- 0	NEUTRAL	0- 0	0- 0	0- 0			

RPI 1-25				RPI 26-50				RPI 51-100				RPI 101+ Team's RPI: 120			
RPI	S	Opponent	Score	RPI	S	Opponent	Score	RPI	S	Opponent	Score	RPI	S	Opponent	Score
9	A	Princeton	45 <b>66</b>	47	A	Rutgers	46 <b>74</b>	52	A	Yale	58 <b>60</b>	119	A	Columbia	64 <b>89</b>
9	H	Princeton	46 <b>60</b>					52	H	Yale	66 57	119	H	Columbia	57 <b>62</b>
								56	A	Penn	48 <b>70</b>	125	H	California	56 53
								56	H	Penn	58 51	128	A	Boston U.	66 39
												144	H	Northeastern	44 <b>46</b>
												161	A	Maine	69 40
												168	A	Dartmouth	62 <b>63</b>
												168	H	Dartmouth	64 49
												180	A	Quinnipiac	77 68
												181	A	Northern Ill.	59 53
												190	A	Cornell	73 58
												190	H	Cornell	47 <b>55</b>
												194	A	La Salle	69 <b>75</b>
												208	A	Fla. Atlantic	65 51
												210	H	Rhode Island	61 58
												223	A	Brown	63 59
												223	H	Brown	68 53
												237	N	Saint Joseph's	39 <b>63</b>
												273	H	Siena	68 51
												345	H	Hartford	53 44
LAST 10 Division I															
52	A	Yale	58 <b>60</b>	9	A	Princeton	45 <b>66</b>								
223	A	Brown	63 59	119	A	Columbia	64 <b>89</b>								
190	H	Cornell	47 <b>55</b>	190	A	Cornell	73 58								
119	H	Columbia	57 <b>62</b>	223	H	Brown	68 53								
56	A	Penn	48 <b>70</b>	52	H	Yale	66 57								

Non-Div I Games:

Harvard

Loss, Non-Conf, S Site, H Home A Away N Neutral

# North Florida

Through Games Of March 11, 2020

Average RPI Win:	202	WON-LOST	WINNING	LAST 10	STRENGTH OF	OPP. STRENGTH	TEAM	ADJ.	CONF.	ADJ CONF.
Average RPI Loss:	123	RECORD	PCT. RANK	GAMES	SCHEDULE	OF SCHEDULE	RPI	RPI	RPI	RPI
DIV. I ONLY	14- 15	185	3-7	74	178	121	121	15	15	
DIV. I NON-CONF.	5- 6	187	0	35	184	79	79	14	14	
TOTALS	RPI 1-25	RPI 26-50	W-L RECORDS	RPI 51-100	RPI 101-150	RPI 150+				
14- 15	0- 1	0- 4	OVERALL	2- 2	2- 3	10- 5				
5- 4	0- 0	0- 1	HOME	1- 0	2- 0	2- 3				
7- 9	0- 1	0- 3	AWAY	0- 1	0- 3	7- 1				
2- 2	0- 0	0- 0	NEUTRAL	1- 1	0- 0	1- 1				
5- 6	0- 1	0- 1	NON-CONFERENCE	1- 1	1- 2	3- 1				
1- 0	0- 0	0- 0	HOME	0- 0	1- 0	0- 0				
2- 4	0- 1	0- 1	AWAY	0- 0	0- 2	2- 0				
2- 2	0- 0	0- 0	NEUTRAL	1- 1	0- 0	1- 1				
9- 9	0- 0	0- 3	CONFERENCE	1- 1	1- 1	7- 4				
4- 4	0- 0	0- 1	HOME	1- 0	1- 0	2- 3				
5- 5	0- 0	0- 2	AWAY	0- 1	0- 1	5- 1				
0- 0	0- 0	0- 0	NEUTRAL	0- 0	0- 0	0- 0				

RPI 1-25				RPI 26-50				RPI 51-100				RPI 101+				Team's RPI: 121	
RPI	S	Opponent	Score	RPI	S	Opponent	Score	RPI	S	Opponent	Score	RPI	S	Opponent	Score		
14	A	Indiana	45 72	32	A	Florida St.	41 70	55	N	Marist	54 69	118	A	Miami (FL)	55 78		
				36	A	FGCU	57 73	93	N	Rider	80 70	122	H	Holy Cross	80 60		
				36	A	FGCU	65 76	97	A	Liberty	54 76	142	A	North Ala.	51 54		
				36	H	FGCU	50 72	97	H	Liberty	65 50	142	H	North Ala.	67 65		
												150	A	Wisconsin	62 75		
												153	N	Norfolk St.	54 57		
												165	A	Jacksonville	70 64		
												165	A	Jacksonville	77 67		
												165	H	Jacksonville	60 69		
												221	A	Kennesaw St.	64 55		
												221	H	Kennesaw St.	57 33		
												227	A	Stetson	62 60		
												227	H	Stetson	52 60		
												232	A	Alabama A&M	73 64		
												247	A	Lipscomb	68 60		
												247	H	Lipscomb	66 73		
												255	N	Nicholls St.	64 61		
												310	A	FIU	64 49		
												331	A	NJIT	56 60		
												331	H	NJIT	71 48		
LAST 10 Division I																	
				36	A	FGCU	57 73	165	H	Jacksonville	60 69						
				165	A	Jacksonville	77 67	142	H	North Ala.	67 65						
				227	A	Stetson	62 60	331	A	NJIT	56 60						
				97	A	Liberty	54 76	36	A	FGCU	65 76						
				247	H	Lipscomb	66 73	227	H	Stetson	52 60						

Non-Div I Games: Warner 110 46 Edward Waters 80 51

North Florida

Loss, Non-Conf, S Site, H Home A Away N Neutral

# Holy Cross

Through Games Of March 11, 2020

Average RPI Win:	219	WON-LOST	WINNING	LAST 10	STRENGTH OF	OPP. STRENGTH	TEAM	ADJ.	CONF.	ADJ CONF.
Average RPI Loss:	141	RECORD	PCT. RANK	GAMES	SCHEDULE	OF SCHEDULE	RPI	RPI	RPI	RPI
DIV. I ONLY	19- 11	87	6-4	207	186	122	122	16	16	
DIV. I NON-CONF.	7- 4	100	0	255	268	117	117	15	15	
TOTALS	RPI 1-25	RPI 26-50	W-L RECORDS	RPI 51-100	RPI 101-150	RPI 150+				
19- 11	0- 0	0- 2	OVERALL	1- 0	2- 6	16- 3				
11- 3	0- 0	0- 1	HOME	1- 0	1- 2	9- 0				
8- 8	0- 0	0- 1	AWAY	0- 0	1- 4	7- 3				
0- 0	0- 0	0- 0	NEUTRAL	0- 0	0- 0	0- 0				
7- 4	0- 0	0- 0	NON-CONFERENCE	1- 0	0- 2	6- 2				
4- 0	0- 0	0- 0	HOME	1- 0	0- 0	3- 0				
3- 4	0- 0	0- 0	AWAY	0- 0	0- 2	3- 2				
0- 0	0- 0	0- 0	NEUTRAL	0- 0	0- 0	0- 0				
12- 7	0- 0	0- 2	CONFERENCE	0- 0	2- 4	10- 1				
7- 3	0- 0	0- 1	HOME	0- 0	1- 2	6- 0				
5- 4	0- 0	0- 1	AWAY	0- 0	1- 2	4- 1				
0- 0	0- 0	0- 0	NEUTRAL	0- 0	0- 0	0- 0				

RPI S	Opponent	Score	RPI S	Opponent	Score	RPI S	Opponent	Score	RPI S	Opponent	Score	Team's RPI: 122
49	A Bucknell	45 63	49	H Bucknell	40 51	62	H Boston College	80 71	107	A Lehigh	74 57	
									107	H Lehigh	65 62	
									121	A North Florida	60 80	
									126	A Colgate	60 71	
									126	H Colgate	69 80	
									128	A Boston U.	70 76	
									128	H Boston U.	51 62	
									149	A Massachusetts	72 75	
									169	A Lafayette	57 49	
									169	H Lafayette	52 33	
									169	H Lafayette	57 56	
									178	H Merrimack	68 42	
									202	A Illinois	75 78	
									203	A American	73 58	
									203	H American	72 59	
									210	A Rhode Island	58 73	
									223	A Brown	83 71	
									227	A Stetson	75 63	
									265	H New Hampshire	82 61	
									268	A Army West Point	48 61	
									268	H Army West Point	64 61	
									278	A Loyola Maryland	64 56	
									278	H Loyola Maryland	66 48	
									285	A Sacred Heart	65 52	
									320	A Navy	58 49	
									320	H Navy	57 43	
LAST 10 Division I												
169	H Lafayette	52 33	49	A Bucknell	45 63							
278	H Loyola Maryland	66 48	169	A Lafayette	57 49							
203	A American	73 58	107	H Lehigh	65 62							
268	H Army West Point	64 61	128	H Boston U.	51 62							
126	H Colgate	69 80	126	A Colgate	60 71							

Non-Div I Games:

Holy Cross

Loss, Non-Conf, S Site, H Home A Away N Neutral

RPI	S	Opponent	Score
324	H	Bryant	87 75

H  
o  
l  
y  
C  
r  
o  
s  
s

H  
o  
l  
y  
C  
r  
o  
s  
s

Holy Cross

Notre Dame

Through Games Of March 11, 2020

Average RPI Win:	137	WON-LOST	WINNING	LAST 10	STRENGTH OF	OPP. STRENGTH	TEAM	ADJ.	CONF.	ADJ CONF.
Average RPI Loss:	72	RECORD	PCT. RANK	GAMES	SCHEDULE	OF SCHEDULE	RPI	RPI	RPI	RPI
DIV. I ONLY	13- 18	222	6-4	32	28	123	123	5	5	
DIV. I NON-CONF.	5- 7	205	0	10	8	92	92	4	4	
TOTALS	RPI 1-25	RPI 26-50	W-L RECORDS	RPI 51-100	RPI 101-150	RPI 150+				
13- 18	0- 5	2- 3	OVERALL	4- 7	4- 1	3- 2				
6- 9	0- 3	0- 1	HOME	1- 3	3- 1	2- 1				
6- 6	0- 2	2- 1	AWAY	2- 3	1- 0	1- 0				
1- 3	0- 0	0- 1	NEUTRAL	1- 1	0- 0	0- 1				
5- 7	0- 2	1- 1	NON-CONFERENCE	2- 3	1- 1	1- 0				
2- 4	0- 1	0- 0	HOME	0- 2	1- 1	1- 0				
2- 1	0- 1	1- 0	AWAY	1- 0	0- 0	0- 0				
1- 2	0- 0	0- 1	NEUTRAL	1- 1	0- 0	0- 0				
8- 11	0- 3	1- 2	CONFERENCE	2- 4	3- 0	2- 2				
4- 5	0- 2	0- 1	HOME	1- 1	2- 0	1- 1				
4- 5	0- 1	1- 1	AWAY	1- 3	1- 0	1- 0				
0- 1	0- 0	0- 0	NEUTRAL	0- 0	0- 0	0- 1				

RPI 1-25					RPI 26-50					RPI 51-100					RPI 101+ Team's RPI: 123				
RPI	S	Opponent	Score		RPI	S	Opponent	Score		RPI	S	Opponent	Score		RPI	S	Opponent	Score	
4	A	UConn	57	81	27	A	Duke	47	50	62	A	Boston College	55	56	102	H	Michigan St.	69 72	
7	A	Louisville	49	82	32	A	Florida St.	70	67	62	H	Boston College	65	75	115	A	Wake Forest	75 71	
7	H	Louisville	54	86	34	A	Michigan	76	72	66	H	Tennessee	63	74	118	H	Miami (FL)	76 53	
16	H	NC State	56	90	36	N	FGCU	60	69	69	N	South Fla.	67	51	147	H	North Carolina	83 65	
18	H	DePaul	94	105	38	H	Virginia Tech	62	68	71	N	South Dakota St.	59	65	148	H	Toledo	54 51	
										75	A	Virginia	60	90	222	H	Clemson	55 71	
										79	A	Georgia Tech	59	51	278	H	Loyola Maryland	84 60	
										87	A	Fordham	60	55	287	A	Pittsburgh	60 52	
										91	H	Minnesota	67	75	287	H	Pittsburgh	74 52	
										100	A	Syracuse	63	74	287	N	Pittsburgh	65 67	
										100	H	Syracuse	72	70					
LAST 10 Division I																			
		287	N	Pittsburgh	65	67	7	A	Louisville	49	82								
		32	A	Florida St.	70	67	62	A	Boston College	55	56								
		147	H	North Carolina	83	65	287	H	Pittsburgh	74	52								
		100	H	Syracuse	72	70	115	A	Wake Forest	75	71								
		38	H	Virginia Tech	62	68	79	A	Georgia Tech	59	51								

Non-Div I Games:

Notre Dame

Loss, Non-Conf, S Site, H Home A Away N Neutral

[illegible]

Page 127

# California

Through Games Of March 11, 2020

Average RPI Win:	171	WON-LOST	WINNING	LAST 10	STRENGTH OF	OPP. STRENGTH	TEAM	ADJ.	CONF.	ADJ CONF.
Average RPI Loss:	54	RECORD	PCT. RANK	GAMES	SCHEDULE	OF SCHEDULE	RPI	RPI	RPI	RPI
DIV. I ONLY	12- 19	240	3-7	21	20	125	125	1	1	
DIV. I NON-CONF.	8- 3	68	0	90	180	64	64	2	2	
TOTALS	RPI 1-25	RPI 26-50	W-L RECORDS	RPI 51-100	RPI 101-150	RPI 150+				
12- 19	0- 9	3- 2	OVERALL	0- 3	3- 5	6- 0				
7- 10	0- 5	1- 0	HOME	0- 2	1- 3	5- 0				
4- 8	0- 4	1- 1	AWAY	0- 1	2- 2	1- 0				
1- 1	0- 0	1- 1	NEUTRAL	0- 0	0- 0	0- 0				
8- 3	0- 2	1- 0	NON-CONFERENCE	0- 0	1- 1	6- 0				
7- 1	0- 1	1- 0	HOME	0- 0	1- 0	5- 0				
1- 2	0- 1	0- 0	AWAY	0- 0	0- 1	1- 0				
0- 0	0- 0	0- 0	NEUTRAL	0- 0	0- 0	0- 0				
4- 16	0- 7	2- 2	CONFERENCE	0- 3	2- 4	0- 0				
0- 9	0- 4	0- 0	HOME	0- 2	0- 3	0- 0				
3- 6	0- 3	1- 1	AWAY	0- 1	2- 1	0- 0				
1- 1	0- 0	1- 1	NEUTRAL	0- 0	0- 0	0- 0				

RPI S	Opponent	Score	RPI S	Opponent	Score	RPI S	Opponent	Score	RPI S	Opponent	Score	Team's RPI: 125
2	A Oregon	55 105	29	A Arizona	55 54	81	H Southern California	67 75	106	A Utah	88 74	
2	H Oregon	61 93	29	N Arizona	73 86	95	A Colorado	57 64	106	H Utah	62 71	
4	A UConn	61 72	30	H Arkansas	84 80	95	H Colorado	50 62	109	A Washington St.	66 92	
6	A Stanford	40 73	40	A Arizona St.	54 77				109	H Washington St.	75 96	
6	H Stanford	65 79	40	N Arizona St.	71 67				120	A Harvard	53 56	
13	H UCLA	70 74							128	H Boston U.	73 62	
20	A Oregon St.	44 81							140	A Washington	81 74	
20	H Oregon St.	63 76							140	H Washington	64 67	
24	H Kentucky	61 63							193	H Santa Clara	69 65	
									244	A San Diego St.	74 48	
									246	H Grand Canyon	72 53	
									283	H Long Beach St.	68 45	
									296	H N.C. Central	90 69	
									312	H UC Riverside	84 61	
LAST 10 Division I												
29	N Arizona	73 86	2	H Oregon	61 93							
40	N Arizona St.	71 67	106	A Utah	88 74							
29	A Arizona	55 54	95	A Colorado	57 64							
40	A Arizona St.	54 77	13	H UCLA	70 74							
20	H Oregon St.	63 76	81	H Southern California	67 75							

Non-Div I Games:

California

Loss, Non-Conf, S Site, H Home A Away N Neutral



Average RPI Win: <b>226</b>	WON-LOST	WINNING	LAST 10	STRENGTH OF	OPP. STRENGTH	TEAM	ADJ.	CONF.	ADJ CONF.
Average RPI Loss: <b>114</b>	RECORD	PCT. RANK	GAMES	SCHEDULE	OF SCHEDULE	RPI	RPI	RPI	RPI
DIV. I ONLY	<b>19- 11</b>	<b>87</b>	<b>5-5</b>	<b>203</b>	<b>162</b>	<b>126</b>	<b>126</b>	<b>16</b>	<b>16</b>
DIV. I NON-CONF.	<b>8- 3</b>	<b>68</b>	<b>0</b>	<b>242</b>	<b>178</b>	<b>89</b>	<b>89</b>	<b>15</b>	<b>15</b>
TOTALS	RPI 1-25	RPI 26-50	W-L RECORDS	RPI 51-100	RPI 101-150	RPI 150+			
19- 11	0- 1	0- 2	OVERALL	1- 2	4- 3	14- 3			
11- 4	0- 0	0- 1	HOME	1- 0	1- 3	9- 0			
8- 7	0- 1	0- 1	AWAY	0- 2	3- 0	5- 3			
0- 0	0- 0	0- 0	NEUTRAL	0- 0	0- 0	0- 0			
8- 3	0- 1	0- 0	NON-CONFERENCE	1- 2	0- 0	7- 0			
5- 0	0- 0	0- 0	HOME	1- 0	0- 0	4- 0			
3- 3	0- 1	0- 0	AWAY	0- 2	0- 0	3- 0			
0- 0	0- 0	0- 0	NEUTRAL	0- 0	0- 0	0- 0			
11- 8	0- 0	0- 2	CONFERENCE	0- 0	4- 3	7- 3			
6- 4	0- 0	0- 1	HOME	0- 0	1- 3	5- 0			
5- 4	0- 0	0- 1	AWAY	0- 0	3- 0	2- 3			
0- 0	0- 0	0- 0	NEUTRAL	0- 0	0- 0	0- 0			

RPI 1-25				RPI 26-50				RPI 51-100				RPI 101+ Team's RPI: 126			
RPI	S	Opponent	Score	RPI	S	Opponent	Score	RPI	S	Opponent	Score	RPI	S	Opponent	Score
11	A	Northwestern	44 <b>73</b>	49	A	Bucknell	43 <b>66</b>	52	H	Yale	70 67	107	A	Lehigh	82 73
				49	H	Bucknell	65 <b>76</b>	72	A	Alabama	52 <b>72</b>	107	H	Lehigh	70 <b>86</b>
								86	A	Saint Louis	51 <b>61</b>	107	H	Lehigh	62 <b>69</b>
												122	A	Holy Cross	80 69
												122	H	Holy Cross	71 60
												128	A	Boston U.	70 61
												128	H	Boston U.	58 <b>60</b>
												169	A	Lafayette	39 <b>55</b>
												169	H	Lafayette	73 52
												190	A	Cornell	62 58
												203	A	American	61 <b>63</b>
												203	H	American	63 62
												213	H	UMass Lowell	73 51
												268	A	Army West Point	67 <b>81</b>
												268	H	Army West Point	100 93
												273	H	Siena	88 51
												278	A	Loyola Maryland	76 74
												278	H	Loyola Maryland	79 70
												282	H	Niagara	85 72
												303	H	Wagner	74 58
												320	A	Navy	65 53
												320	H	Navy	80 55
												331	A	NJIT	79 52
												340	A	Canisius	90 69
LAST 10 Division I															
				107	H	Lehigh	62 <b>69</b>	107	A	Lehigh	82 73				
				107	H	Lehigh	70 <b>86</b>	278	H	Loyola Maryland	79 70				
				268	A	Army West Point	67 <b>81</b>	128	H	Boston U.	58 <b>60</b>				
				49	H	Bucknell	65 <b>76</b>	320	A	Navy	65 53				
				122	A	Holy Cross	80 69	122	H	Holy Cross	71 60				

Non-Div I Games:

Colgate

■ Loss, 
 ■ Non-Conf, S Site, 
 ■ Home 
 ■ Away 
 N Neutral

# Vanderbilt

Through Games Of March 11, 2020

Average RPI Win:	183	WON-LOST	WINNING	LAST 10	STRENGTH OF	OPP. STRENGTH	TEAM	ADJ.	CONF.	ADJ CONF.
Average RPI Loss:	60	RECORD	PCT. RANK	GAMES	SCHEDULE	OF SCHEDULE	RPI	RPI	RPI	RPI
DIV. I ONLY	14- 16	189	2-8	42	58	127	127	4	4	
DIV. I NON-CONF.	10- 3	57	0	110	220	70	70	5	5	
TOTALS	RPI 1-25	RPI 26-50	W-L RECORDS	RPI 51-100	RPI 101-150	RPI 150+				
14- 16	1- 5	0- 3	OVERALL	2- 4	3- 3	8- 1				
10- 6	1- 3	0- 1	HOME	1- 1	2- 0	6- 1				
3- 7	0- 2	0- 1	AWAY	1- 2	1- 2	1- 0				
1- 3	0- 0	0- 1	NEUTRAL	0- 1	0- 1	1- 0				
10- 3	0- 1	0- 1	NON-CONFERENCE	1- 1	2- 0	7- 0				
7- 1	0- 1	0- 0	HOME	1- 0	1- 0	5- 0				
2- 0	0- 0	0- 0	AWAY	0- 0	1- 0	1- 0				
1- 2	0- 0	0- 1	NEUTRAL	0- 1	0- 0	1- 0				
4- 13	1- 4	0- 2	CONFERENCE	1- 3	1- 3	1- 1				
3- 5	1- 2	0- 1	HOME	0- 1	1- 0	1- 1				
1- 7	0- 2	0- 1	AWAY	1- 2	0- 2	0- 0				
0- 1	0- 0	0- 0	NEUTRAL	0- 0	0- 1	0- 0				

RPI S	Opponent	Score	RPI S	Opponent	Score	RPI S	Opponent	Score	RPI S	Opponent	Score	Team's RPI: 127
1	A South Carolina	44 95	30	H Arkansas	66 100	63	N Seton Hall	65 69	114	A Auburn	62 70	
1	H South Carolina	57 93	35	A LSU	55 61	64	A Georgia	63 55	114	H Auburn	77 55	
4	H UConn	51 64	47	N Rutgers	56 62	66	A Tennessee	63 67	114	N Auburn	67 77	
10	H Mississippi St.	52 68				66	H Tennessee	69 78	119	H Columbia	72 51	
21	A Texas A&M	53 74				72	A Alabama	61 98	138	A Florida	60 68	
24	H Kentucky	70 64				86	H Saint Louis	62 50	140	A Washington	76 74	
									171	H Radford	80 46	
									177	H Missouri	66 78	
									196	H Furman	74 46	
									205	H Tennessee Tech	75 61	
									250	H Jacksonville St.	88 66	
									266	N UC Irvine	76 63	
									294	H Eastern Ky.	75 69	
									301	H Ole Miss	63 47	
									334	A Tennessee St.	106 55	
LAST 10 Division I												
114	N Auburn	67 77	1	A South Carolina	44 95							
24	H Kentucky	70 64	21	A Texas A&M	53 74							
35	A LSU	55 61	301	H Ole Miss	63 47							
66	A Tennessee	63 67	114	A Auburn	62 70							
177	H Missouri	66 78	66	H Tennessee	69 78							

Non-Div I Games:

Vanderbilt

Loss, Non-Conf, S Site, H Home A Away N Neutral

Average RPI Win: <b>198</b>	WON-LOST	WINNING	LAST 10	STRENGTH OF	OPP. STRENGTH	TEAM	ADJ.	CONF.	ADJ CONF.
Average RPI Loss: <b>137</b>	RECORD	PCT. RANK	GAMES	SCHEDULE	OF SCHEDULE	RPI	RPI	RPI	RPI
DIV. I ONLY	<b>18- 12</b>	<b>116</b>	<b>8-2</b>	<b>151</b>	<b>160</b>	<b>128</b>	<b>128</b>	<b>16</b>	<b>16</b>
DIV. I NON-CONF.	<b>5- 6</b>	<b>187</b>	<b>0</b>	<b>152</b>	<b>128</b>	<b>179</b>	<b>179</b>	<b>15</b>	<b>15</b>
TOTALS	RPI 1-25	RPI 26-50	W-L RECORDS	RPI 51-100	RPI 101-150	RPI 150+			
18- 12	0- 0	1- 1	OVERALL	0- 2	5- 5	12- 4			
11- 5	0- 0	1- 0	HOME	0- 2	3- 3	7- 0			
7- 7	0- 0	0- 1	AWAY	0- 0	2- 2	5- 4			
0- 0	0- 0	0- 0	NEUTRAL	0- 0	0- 0	0- 0			
5- 6	0- 0	0- 0	NON-CONFERENCE	0- 2	1- 3	4- 1			
2- 4	0- 0	0- 0	HOME	0- 2	1- 2	1- 0			
3- 2	0- 0	0- 0	AWAY	0- 0	0- 1	3- 1			
0- 0	0- 0	0- 0	NEUTRAL	0- 0	0- 0	0- 0			
13- 6	0- 0	1- 1	CONFERENCE	0- 0	4- 2	8- 3			
9- 1	0- 0	1- 0	HOME	0- 0	2- 1	6- 0			
4- 5	0- 0	0- 1	AWAY	0- 0	2- 1	2- 3			
0- 0	0- 0	0- 0	NEUTRAL	0- 0	0- 0	0- 0			

RPI 1-25			RPI 26-50			RPI 51-100			RPI 101+ Team's RPI: 128		
RPI	S	Opponent	Score	RPI	S	Opponent	Score	RPI	S	Opponent	Score
				49	A	Bucknell	53 <b>55</b>	55	H	Marist	75 <b>89</b>
				49	H	Bucknell	52 48	62	H	Boston College	57 <b>88</b>
LAST 10 Division I											
203	H	American	46 44	169	H	Lafayette	47 40	107	A	Lehigh	34 <b>51</b>
268	H	Army West Point	62 56	320	H	Navy	71 56	107	H	Lehigh	48 47
49	A	Bucknell	53 <b>55</b>	126	A	Colgate	60 58	120	H	Harvard	39 <b>66</b>
107	H	Lehigh	48 47	122	A	Holy Cross	62 51	122	H	Holy Cross	76 70
203	A	American	54 <b>55</b>	49	H	Bucknell	52 48	125	A	California	62 <b>73</b>
								126	A	Colgate	60 58
								126	H	Colgate	61 <b>70</b>
								144	H	Northeastern	72 56
								149	H	Massachusetts	45 <b>58</b>
								159	A	UC Davis	68 <b>75</b>
								161	A	Maine	62 49
								168	H	Dartmouth	74 56
								169	A	Lafayette	57 <b>59</b>
								169	H	Lafayette	47 40
								203	A	American	54 <b>55</b>
								203	H	American	46 44
								203	H	American	59 44
								265	A	New Hampshire	78 64
								268	A	Army West Point	72 66
								268	H	Army West Point	62 56
								278	A	Loyola Maryland	41 39
								278	H	Loyola Maryland	44 42
								314	A	Albany (NY)	60 58
								320	A	Navy	41 <b>46</b>
								320	H	Navy	71 56

Non-Div I Games:

Boston U.

■ Loss, 
 ■ Non-Conf, 
 ■ S Site, 
 ■ H Home 
 ■ A Away 
 N Neutral

## Campbell

Through Games Of March 11, 2020

Average RPI Win:	254	WON-LOST	WINNING	LAST 10	STRENGTH OF	OPP. STRENGTH	TEAM	ADJ.	CONF.	ADJ CONF.
Average RPI Loss:	187	RECORD	PCT. RANK	GAMES	SCHEDULE	OF SCHEDULE	RPI	RPI	RPI	RPI
DIV. I ONLY	19- 8	58	7-3	284	320	129	129	25	25	
DIV. I NON-CONF.	3- 4	201	0	292	291	231	231	28	28	
TOTALS	RPI 1-25	RPI 26-50	W-L RECORDS	RPI 51-100	RPI 101-150	RPI 150+				
19- 8	0- 0	0- 1	OVERALL	0- 0	2- 2	17- 5				
10- 2	0- 0	0- 0	HOME	0- 0	1- 1	9- 1				
9- 6	0- 0	0- 1	AWAY	0- 0	1- 1	8- 4				
0- 0	0- 0	0- 0	NEUTRAL	0- 0	0- 0	0- 0				
3- 4	0- 0	0- 1	NON-CONFERENCE	0- 0	1- 1	2- 2				
2- 0	0- 0	0- 0	HOME	0- 0	1- 0	1- 0				
1- 4	0- 0	0- 1	AWAY	0- 0	0- 1	1- 2				
0- 0	0- 0	0- 0	NEUTRAL	0- 0	0- 0	0- 0				
16- 4	0- 0	0- 0	CONFERENCE	0- 0	1- 1	15- 3				
8- 2	0- 0	0- 0	HOME	0- 0	0- 1	8- 1				
8- 2	0- 0	0- 0	AWAY	0- 0	1- 0	7- 2				
0- 0	0- 0	0- 0	NEUTRAL	0- 0	0- 0	0- 0				

RPI 1-25				RPI 26-50				RPI 51-100				RPI 101+ Team's RPI: 129			
RPI	S	Opponent	Score	RPI	S	Opponent	Score	RPI	S	Opponent	Score	RPI	S	Opponent	Score
				33	A	Old Dominion	44 59					115	A	Wake Forest	46 74
												137	A	Hampton	68 31
												137	H	Hampton	40 49
												141	H	UNC Greensboro	72 64
												158	A	Gardner-Webb	69 77
												158	H	Gardner-Webb	48 44
												171	A	Radford	43 32
												171	H	Radford	42 48
												176	A	High Point	68 66
												176	H	High Point	73 36
												221	H	Kennesaw St.	63 51
												260	A	UNC Asheville	52 60
												260	H	UNC Asheville	59 52
												277	A	Longwood	70 55
												277	H	Longwood	81 76
												291	A	Presbyterian	53 47
												291	H	Presbyterian	56 42
												293	A	Winthrop	61 58
												293	H	Winthrop	63 47
												296	A	N.C. Central	64 67
												317	A	USC Upstate	80 72
												317	H	USC Upstate	50 38
												329	A	Hofstra	55 58
												342	A	Western Caro.	61 40
												343	A	Charleston So.	43 42
												343	H	Charleston So.	61 36
LAST 10 Division I															
				158	A	Gardner-Webb	69 77					293	A	Winthrop	61 58
				137	H	Hampton	40 49					171	H	Radford	42 48
				291	H	Presbyterian	56 42					176	A	High Point	68 66
				343	A	Charleston So.	43 42					260	H	UNC Asheville	59 52
				277	H	Longwood	81 76					317	A	USC Upstate	80 72

Non-Div I Games: St. Andrews 122 56 Bluefield Col. 65 41

Campbell

Loss, Non-Conf, S Site, H Home A Away N Neutral

## Bethune-Cookman

Through Games Of March 11, 2020

Average RPI Win:	270	WON-LOST	WINNING	LAST 10	STRENGTH OF	OPP. STRENGTH	TEAM	ADJ.	CONF.	ADJ CONF.
Average RPI Loss:	119	RECORD	PCT. RANK	GAMES	SCHEDULE	OF SCHEDULE	RPI	RPI	RPI	RPI
DIV. I ONLY	21- 6	28	9-1	332	300	130	130	29	29	
DIV. I NON-CONF.	6- 4	123	0	259	111	142	142	29	29	
TOTALS	RPI 1-25	RPI 26-50	W-L RECORDS	RPI 51-100	RPI 101-150	RPI 150+				
21- 6	0- 1	0- 1	OVERALL	0- 1	0- 1	21- 2				
9- 2	0- 1	0- 1	HOME	0- 0	0- 0	9- 0				
11- 3	0- 0	0- 0	AWAY	0- 1	0- 1	11- 1				
1- 1	0- 0	0- 0	NEUTRAL	0- 0	0- 0	1- 1				
6- 4	0- 1	0- 1	NON-CONFERENCE	0- 1	0- 1	6- 0				
1- 2	0- 1	0- 1	HOME	0- 0	0- 0	1- 0				
4- 2	0- 0	0- 0	AWAY	0- 1	0- 1	4- 0				
1- 0	0- 0	0- 0	NEUTRAL	0- 0	0- 0	1- 0				
15- 2	0- 0	0- 0	CONFERENCE	0- 0	0- 0	15- 2				
8- 0	0- 0	0- 0	HOME	0- 0	0- 0	8- 0				
7- 1	0- 0	0- 0	AWAY	0- 0	0- 0	7- 1				
0- 1	0- 0	0- 0	NEUTRAL	0- 0	0- 0	0- 1				

RPI 1-25				RPI 26-50				RPI 51-100				RPI 101+ Team's RPI: 130			
RPI	S	Opponent	Score	RPI	S	Opponent	Score	RPI	S	Opponent	Score	RPI	S	Opponent	Score
22	H	Central Mich.	67 92	44	H	Troy	62 68	72	A	Alabama	49 60	114	A	Auburn	56 74
												153	A	Norfolk St.	51 61
												153	H	Norfolk St.	68 62
												163	A	N.C. A&T	69 58
												163	H	N.C. A&T	70 50
												165	A	Jacksonville	53 52
												226	N	Appalachian St.	61 44
												227	A	Stetson	59 55
												229	H	Morgan St.	74 65
												263	A	Howard	75 59
												263	H	Howard	88 59
												274	A	Delaware St.	66 55
												290	H	Ga. Southern	75 57
												296	A	N.C. Central	70 55
												296	H	N.C. Central	73 52
												307	A	UMES	62 53
												307	N	UMES	55 61
												310	A	FIU	65 60
												336	A	Florida A&M	78 57
												336	H	Florida A&M	66 64
												337	H	Coppin St.	82 51
												343	A	Charleston So.	81 41
												350	A	South Carolina St.	66 55
												350	H	South Carolina St.	86 70
LAST 10 Division I															
				307	N	UMES	55 61			274	A	Delaware St.	66 55		
				336	H	Florida A&M	66 64			307	A	UMES	62 53		
				296	A	N.C. Central	70 55			263	H	Howard	88 59		
				153	H	Norfolk St.	68 62			163	H	N.C. A&T	70 50		
				350	H	South Carolina St.	86 70			336	A	Florida A&M	78 57		

Non-Div I Games: Edward Waters 79 46 Palm Beach Atl. 68 45

Bethune-Cookman

Loss, Non-Conf, S Site, H Home A Away N Neutral

Average RPI Win: <b>219</b>	WON-LOST	WINNING	LAST 10	STRENGTH OF	OPP. STRENGTH	TEAM	ADJ.	CONF.	ADJ CONF.
Average RPI Loss: <b>108</b>	RECORD	PCT. RANK	GAMES	SCHEDULE	OF SCHEDULE	RPI	RPI	RPI	RPI
DIV. I ONLY	20- 11	81	6-4	264	114	131	131	12	12
DIV. I NON-CONF.	10- 3	57	0	300	129	107	107	12	12
TOTALS	RPI 1-25	RPI 26-50	W-L RECORDS	RPI 51-100	RPI 101-150	RPI 150+			
20- 11	0- 0	0- 1	OVERALL	2- 4	1- 6	17- 0			
11- 3	0- 0	0- 0	HOME	1- 1	1- 2	9- 0			
9- 7	0- 0	0- 1	AWAY	1- 2	0- 4	8- 0			
0- 1	0- 0	0- 0	NEUTRAL	0- 1	0- 0	0- 0			
10- 3	0- 0	0- 0	NON-CONFERENCE	0- 2	1- 1	9- 0			
4- 1	0- 0	0- 0	HOME	0- 1	1- 0	3- 0			
6- 2	0- 0	0- 0	AWAY	0- 1	0- 1	6- 0			
0- 0	0- 0	0- 0	NEUTRAL	0- 0	0- 0	0- 0			
10- 8	0- 0	0- 1	CONFERENCE	2- 2	0- 5	8- 0			
7- 2	0- 0	0- 0	HOME	1- 0	0- 2	6- 0			
3- 5	0- 0	0- 1	AWAY	1- 1	0- 3	2- 0			
0- 1	0- 0	0- 0	NEUTRAL	0- 1	0- 0	0- 0			

RPI S	Opponent	Score	RPI S	Opponent	Score	RPI S	Opponent	Score	RPI S	Opponent	Score	Team's RPI: 131
			41 A	Dayton	41 54	68 A	Oklahoma St.	41 84	116 A	Temple	72 85	
						86 A	Saint Louis	50 53	124 A	Richmond	64 67	
						87 H	Fordham	74 63	139 A	Davidson	76 79	
						87 N	Fordham	47 54	142 A	George Washington	60 65	
						89 A	VCU	79 76	142 H	George Washington	65 72	
						96 H	Kent St.	75 77	148 H	Toledo	79 74	
									149 H	Massachusetts	77 81	
									169 A	Lafayette	73 65	
									184 A	Akron	88 63	
									186 A	Manhattan	76 65	
									190 A	Cornell	72 62	
									194 H	La Salle	82 56	
									210 H	Rhode Island	72 62	
									210 H	Rhode Island	70 53	
									221 H	Kennesaw St.	75 72	
									237 A	Saint Joseph's	58 51	
									237 H	Saint Joseph's	53 42	
									252 H	George Mason	84 63	
									264 A	Iona	76 74	
									276 H	Saint Francis (PA)	72 69	
									287 A	Pittsburgh	81 62	
									299 A	St. Bonaventure	80 57	
									299 H	St. Bonaventure	58 39	
									346 H	Central Conn. St.	72 33	
LAST 10 Division I												
			87 N	Fordham	47 54	210 H	Rhode Island	72 62				
			210 H	Rhode Island	70 53	139 A	Davidson	76 79				
			299 A	St. Bonaventure	80 57	124 A	Richmond	64 67				
			87 H	Fordham	74 63	237 H	Saint Joseph's	53 42				
			142 H	George Washington	65 72	89 A	VCU	79 76				

Non-Div I Games:

Duquesne

■ Loss, 
 ■ Non-Conf, 
 ■ S Site, 
 ■ H Home 
 ■ A Away 
 N Neutral

Kansas

Through Games Of March 11, 2020

Average RPI Win:	187	WON-LOST	WINNING	LAST 10	STRENGTH OF	OPP. STRENGTH	TEAM	ADJ.	CONF.	ADJ CONF.
Average RPI Loss:	55	RECORD	PCT. RANK	GAMES	SCHEDULE	OF SCHEDULE	RPI	RPI	RPI	RPI
DIV. I ONLY	15- 14	160	3-7	95	42	132	132	3	3	
DIV. I NON-CONF.	11- 0	1	0	313	234	59	59	3	3	
TOTALS	RPI 1-25	RPI 26-50	W-L RECORDS	RPI 51-100	RPI 101-150	RPI 150+				
15- 14	0- 4	1- 3	OVERALL	3- 6	2- 1	9- 0				
11- 6	0- 2	1- 1	HOME	1- 3	2- 0	7- 0				
3- 8	0- 2	0- 2	AWAY	2- 3	0- 1	1- 0				
1- 0	0- 0	0- 0	NEUTRAL	0- 0	0- 0	1- 0				
11- 0	0- 0	0- 0	NON-CONFERENCE	1- 0	1- 0	9- 0				
8- 0	0- 0	0- 0	HOME	0- 0	1- 0	7- 0				
2- 0	0- 0	0- 0	AWAY	1- 0	0- 0	1- 0				
1- 0	0- 0	0- 0	NEUTRAL	0- 0	0- 0	1- 0				
4- 14	0- 4	1- 3	CONFERENCE	2- 6	1- 1	0- 0				
3- 6	0- 2	1- 1	HOME	1- 3	1- 0	0- 0				
1- 8	0- 2	0- 2	AWAY	1- 3	0- 1	0- 0				
0- 0	0- 0	0- 0	NEUTRAL	0- 0	0- 0	0- 0				

RPI	S	Opponent	Score	RPI	S	Opponent	Score	RPI	S	Opponent	Score	RPI	S	Opponent	Score	Team's RPI: 132
5	A	Baylor	44 97	42	A	Iowa St.	67 89	68	A	Oklahoma St.	49 67	135	A	Texas Tech	72 89	
5	H	Baylor	47 90	42	H	Iowa St.	42 61	68	H	Oklahoma St.	77 69	135	H	Texas Tech	67 50	
19	A	TCU	59 73	43	A	Texas	77 85	70	A	West Virginia	53 60	138	H	Florida	76 66	
19	H	TCU	74 87	43	H	Texas	82 67	70	H	West Virginia	49 68	172	N	Wright St.	74 63	
								77	A	Kansas St.	63 83	201	H	Saint Mary's (CA)	86 81	
								77	H	Kansas St.	61 69	208	A	Fla. Atlantic	90 60	
								86	A	Saint Louis	68 60	213	H	UMass Lowell	79 44	
								92	A	Oklahoma	83 80	249	H	Texas St.	68 48	
								92	H	Oklahoma	82 94	272	H	Wofford	83 64	
												275	H	Indiana St.	84 72	
												313	H	Omaha	63 48	
												341	H	UIC	91 50	
LAST 10 Division I																
77	A	Kansas St.	63 83	43	H	Texas	82 67									
42	H	Iowa St.	42 61	135	A	Texas Tech	72 89									
68	H	Oklahoma St.	77 69	19	H	TCU	74 87									
92	A	Oklahoma	83 80	5	A	Baylor	44 97									
70	A	West Virginia	53 60	92	H	Oklahoma	82 94									

Non-Div I Games:

Kansas

Loss, Non-Conf, S Site, H Home A Away N Neutral

## Valparaiso

Through Games Of March 11, 2020

Average RPI Win:	231	WON-LOST	WINNING	LAST 10	STRENGTH OF	OPP. STRENGTH	TEAM	ADJ.	CONF.	ADJ CONF.
Average RPI Loss:	55	RECORD	PCT. RANK	GAMES	SCHEDULE	OF SCHEDULE	RPI	RPI	RPI	RPI
DIV. I ONLY	17- 12	125	6-4	201	95	133	133	8	8	
DIV. I NON-CONF.	8- 3	68	0	328	191	148	148	7	7	
TOTALS	RPI 1-25	RPI 26-50	W-L RECORDS	RPI 51-100	RPI 101-150	RPI 150+				
17- 12	0- 6	0- 2	OVERALL	2- 2	2- 1	13- 1				
8- 5	0- 2	0- 1	HOME	1- 1	0- 1	7- 0				
9- 6	0- 3	0- 1	AWAY	1- 1	2- 0	6- 1				
0- 1	0- 1	0- 0	NEUTRAL	0- 0	0- 0	0- 0				
8- 3	0- 2	0- 0	NON-CONFERENCE	0- 0	1- 0	7- 1				
4- 0	0- 0	0- 0	HOME	0- 0	0- 0	4- 0				
4- 2	0- 1	0- 0	AWAY	0- 0	1- 0	3- 1				
0- 1	0- 1	0- 0	NEUTRAL	0- 0	0- 0	0- 0				
9- 9	0- 4	0- 2	CONFERENCE	2- 2	1- 1	6- 0				
4- 5	0- 2	0- 1	HOME	1- 1	0- 1	3- 0				
5- 4	0- 2	0- 1	AWAY	1- 1	1- 0	3- 0				
0- 0	0- 0	0- 0	NEUTRAL	0- 0	0- 0	0- 0				

RPI S	Opponent	Score	RPI S	Opponent	Score	RPI S	Opponent	Score	RPI S	Opponent	Score	Team's RPI: 133
8	A Missouri St.	70 85	50	A Bradley	69 90	67	A UNI	70 77	105	A Southern Ill.	69 58	
8	H Missouri St.	68 81	50	H Bradley	61 75	67	H UNI	72 69	105	H Southern Ill.	51 67	
11	A Northwestern	48 69				74	A Illinois St.	78 70	148	A Toledo	61 54	
17	N Ohio St.	38 89				74	H Illinois St.	60 72	155	A Loyola Chicago	70 57	
25	A Drake	66 87							155	H Loyola Chicago	66 64	
25	H Drake	79 83							200	A Eastern Ill.	78 66	
									217	A North Dakota	63 65	
									254	H Bowling Green	95 90	
									257	A North Dakota St.	66 54	
									275	A Indiana St.	75 56	
									275	H Indiana St.	61 45	
									286	H Morehead St.	55 53	
									330	A Evansville	88 66	
									330	H Evansville	72 54	
									332	A Detroit Mercy	77 58	
									341	H UIC	63 37	
									349	H Chicago St.	95 49	
LAST 10 Division I												
105	A Southern Ill.	69 58	74	A Illinois St.	78 70							
8	A Missouri St.	70 85	50	A Bradley	69 90							
25	H Drake	79 83	275	H Indiana St.	61 45							
67	H UNI	72 69	330	H Evansville	72 54							
155	A Loyola Chicago	70 57	67	A UNI	70 77							

Non-Div I Games:

Valparaiso

■ Loss, 
■ Non-Conf, S Site, 
■ Home 
■ Away 
N Neutral



Average RPI Win: <b>213</b>	WON-LOST	WINNING	LAST 10	STRENGTH OF	OPP. STRENGTH	TEAM	ADJ.	CONF.	ADJ CONF.
Average RPI Loss: <b>110</b>	RECORD	PCT. RANK	GAMES	SCHEDULE	OF SCHEDULE	RPI	RPI	RPI	RPI
DIV. I ONLY	<b>17- 14</b>	<b>146</b>	<b>5-5</b>	<b>143</b>	<b>119</b>	<b>134</b>	<b>134</b>	<b>11</b>	<b>11</b>
DIV. I NON-CONF.	<b>7- 4</b>	<b>100</b>	<b>0</b>	<b>181</b>	<b>188</b>	<b>100</b>	<b>100</b>	<b>11</b>	<b>11</b>
TOTALS	RPI 1-25	RPI 26-50	W-L RECORDS	RPI 51-100	RPI 101-150	RPI 150+			
17- 14	0- 4	1- 0	OVERALL	0- 2	2- 4	14- 4			
9- 4	0- 1	0- 0	HOME	0- 1	1- 1	8- 1			
6- 8	0- 3	1- 0	AWAY	0- 1	1- 1	4- 3			
2- 2	0- 0	0- 0	NEUTRAL	0- 0	0- 2	2- 0			
7- 4	0- 2	1- 0	NON-CONFERENCE	0- 0	0- 1	6- 1			
4- 0	0- 0	0- 0	HOME	0- 0	0- 0	4- 0			
2- 3	0- 2	1- 0	AWAY	0- 0	0- 0	1- 1			
1- 1	0- 0	0- 0	NEUTRAL	0- 0	0- 1	1- 0			
10- 10	0- 2	0- 0	CONFERENCE	0- 2	2- 3	8- 3			
5- 4	0- 1	0- 0	HOME	0- 1	1- 1	4- 1			
4- 5	0- 1	0- 0	AWAY	0- 1	1- 1	3- 2			
1- 1	0- 0	0- 0	NEUTRAL	0- 0	0- 1	1- 0			

RPI 1-25				RPI 26-50				RPI 51-100				RPI 101+ Team's RPI: 134			
RPI	S	Opponent	Score	RPI	S	Opponent	Score	RPI	S	Opponent	Score	RPI	S	Opponent	Score
12	A	Gonzaga	67 <b>68</b>	39	A	Drexel	58 51	94	A	BYU	54 <b>65</b>	103	A	Portland	77 73
12	H	Gonzaga	65 <b>83</b>					94	H	BYU	66 <b>76</b>	103	H	Portland	77 70
13	A	UCLA	57 <b>68</b>									103	N	Portland	69 <b>76</b>
20	A	Oregon St.	57 <b>69</b>									111	A	San Diego	61 <b>66</b>
												111	H	San Diego	64 <b>66</b>
												148	N	Toledo	65 <b>66</b>
												178	A	Pepperdine	54 <b>59</b>
												178	H	Pepperdine	64 63
												193	A	Santa Clara	65 <b>75</b>
												193	H	Santa Clara	71 69
												193	N	Santa Clara	67 49
												201	A	Saint Mary's (CA)	68 66
												201	H	Saint Mary's (CA)	65 53
												204	H	UMKC	89 60
												215	A	San Francisco	84 61
												215	H	San Francisco	61 <b>67</b>
												233	H	SMU	77 49
												239	A	CSU Bakersfield	70 <b>80</b>
												245	A	UC Santa Barbara	63 53
												275	H	Indiana St.	83 66
												298	A	LMU (CA)	87 70
												298	H	LMU (CA)	76 67
												319	N	St. Francis Brooklyn	71 62
												327	H	Weber St.	76 53
LAST 10 Division I															
				103	N	Portland	69 <b>76</b>			94	A	BYU	54 <b>65</b>		
				193	N	Santa Clara	67 49			111	A	San Diego	61 <b>66</b>		
				193	H	Santa Clara	71 69			103	H	Portland	77 70		
				215	H	San Francisco	61 <b>67</b>			12	H	Gonzaga	65 <b>83</b>		
				201	H	Saint Mary's (CA)	65 53			298	A	LMU (CA)	87 70		

Non-Div I Games:

Pacific

■ Loss, 
■ Non-Conf, S Site, 
■ Home 
■ Away 
N Neutral

Average RPI Win:	203	WON-LOST	WINNING	LAST 10	STRENGTH OF	OPP. STRENGTH	TEAM	ADJ.	CONF.	ADJ CONF.
Average RPI Loss:	57	RECORD	PCT. RANK	GAMES	SCHEDULE	OF SCHEDULE	RPI	RPI	RPI	RPI
DIV. I ONLY	18- 11	102	4-6	199	67	135	135	3	3	
DIV. I NON-CONF.	11- 0	1	0	350	343	167	167	3	3	
TOTALS	RPI 1-25	RPI 26-50	W-L RECORDS	RPI 51-100	RPI 101-150	RPI 150+				
18- 11	2- 2	1- 3	OVERALL	3- 5	3- 1	9- 0				
13- 5	1- 1	0- 2	HOME	2- 2	2- 0	8- 0				
4- 6	1- 1	1- 1	AWAY	1- 3	1- 1	0- 0				
1- 0	0- 0	0- 0	NEUTRAL	0- 0	0- 0	1- 0				
11- 0	0- 0	0- 0	NON-CONFERENCE	0- 0	2- 0	9- 0				
9- 0	0- 0	0- 0	HOME	0- 0	1- 0	8- 0				
1- 0	0- 0	0- 0	AWAY	0- 0	1- 0	0- 0				
1- 0	0- 0	0- 0	NEUTRAL	0- 0	0- 0	1- 0				
7- 11	2- 2	1- 3	CONFERENCE	3- 5	1- 1	0- 0				
4- 5	1- 1	0- 2	HOME	2- 2	1- 0	0- 0				
3- 6	1- 1	1- 1	AWAY	1- 3	0- 1	0- 0				
0- 0	0- 0	0- 0	NEUTRAL	0- 0	0- 0	0- 0				

RPI 1-25				RPI 26-50				RPI 51-100				RPI 101+ Team's RPI: 135			
RPI	S	Opponent	Score	RPI	S	Opponent	Score	RPI	S	Opponent	Score	RPI	S	Opponent	Score
5	A	Baylor	79 87	42	A	Iowa St.	77 74	68	A	Oklahoma St.	58 74	111	A	San Diego	64 60
5	H	Baylor	62 77	42	H	Iowa St.	66 96	68	H	Oklahoma St.	109 79	132	A	Kansas	50 67
19	A	TCU	80 76	43	A	Texas	66 92	70	A	West Virginia	60 67	132	H	Kansas	89 72
19	H	TCU	87 83	43	H	Texas	66 81	70	H	West Virginia	69 71	145	H	Sam Houston St.	99 57
								77	A	Kansas St.	70 84	301	H	Ole Miss	84 48
								77	H	Kansas St.	72 76	306	H	Prairie View	82 48
								92	A	Oklahoma	106 94	318	H	Houston Baptist	59 51
								92	H	Oklahoma	89 84	321	H	UTSA	115 58
												328	H	Ark.-Pine Bluff	81 55
												335	H	Northwestern St.	79 49
												336	H	Florida A&M	98 60
												339	N	Purdue Fort Wayne	82 48
												348	H	La.-Monroe	83 38
LAST 10 Division I															
92	A	Oklahoma	106 94	5	H	Baylor	62 77								
70	H	West Virginia	69 71	70	A	West Virginia	60 67								
19	H	TCU	87 83	132	H	Kansas	89 72								
68	A	Oklahoma St.	58 74	43	H	Texas	66 81								
42	A	Iowa St.	77 74	77	A	Kansas St.	70 84								

Non-Div I Games:

Texas Tech

■ Loss, 
■ Non-Conf, 
■ S Site, 
■ H Home 
■ A Away 
N Neutral

## Texas Southern

Through Games Of March 11, 2020

Average RPI Win:	275	WON-LOST	WINNING	LAST 10	STRENGTH OF	OPP. STRENGTH	TEAM	ADJ.	CONF.	ADJ CONF.
Average RPI Loss:	121	RECORD	PCT. RANK	GAMES	SCHEDULE	OF SCHEDULE	RPI	RPI	RPI	RPI
DIV. I ONLY	20- 10	70	7-3	282	314	136	136	32	32	
DIV. I NON-CONF.	5- 6	187	0	24	23	50	50	31	31	
TOTALS	RPI 1-25	RPI 26-50	W-L RECORDS	RPI 51-100	RPI 101-150	RPI 150+				
20- 10	0- 2	0- 1	OVERALL	1- 1	1- 2	18- 4				
10- 1	0- 0	0- 0	HOME	1- 0	0- 0	9- 1				
10- 7	0- 2	0- 1	AWAY	0- 1	1- 0	9- 3				
0- 2	0- 0	0- 0	NEUTRAL	0- 0	0- 2	0- 0				
5- 6	0- 2	0- 1	NON-CONFERENCE	1- 1	1- 2	3- 0				
1- 0	0- 0	0- 0	HOME	1- 0	0- 0	0- 0				
4- 4	0- 2	0- 1	AWAY	0- 1	1- 0	3- 0				
0- 2	0- 0	0- 0	NEUTRAL	0- 0	0- 2	0- 0				
15- 4	0- 0	0- 0	CONFERENCE	0- 0	0- 0	15- 4				
9- 1	0- 0	0- 0	HOME	0- 0	0- 0	9- 1				
6- 3	0- 0	0- 0	AWAY	0- 0	0- 0	6- 3				
0- 0	0- 0	0- 0	NEUTRAL	0- 0	0- 0	0- 0				

RPI 1-25				RPI 26-50				RPI 51-100				RPI 101+ Team's RPI: 136			
RPI	S	Opponent	Score	RPI	S	Opponent	Score	RPI	S	Opponent	Score	RPI	S	Opponent	Score
2	A	Oregon	63 99	42	A	Iowa St.	59 79	53	H	Rice	63 56	106	N	Utah	52 61
12	A	Gonzaga	45 80					95	A	Colorado	50 74	108	N	UAB	68 84
												112	A	UT Arlington	74 63
												157	A	Jackson St.	79 81
												157	H	Jackson St.	61 72
												175	A	Tulane	72 62
												199	A	Hawaii	74 57
												225	A	Southern U.	56 59
												225	H	Southern U.	61 56
												232	A	Alabama A&M	65 58
												232	H	Alabama A&M	79 76
												305	A	UTRGV	71 44
												306	A	Prairie View	47 50
												306	H	Prairie View	88 65
												323	A	Alcorn	81 67
												323	H	Alcorn	105 70
												325	A	Alabama St.	81 54
												325	H	Alabama St.	88 59
												328	A	Ark.-Pine Bluff	77 46
												328	H	Ark.-Pine Bluff	78 77
												328	H	Ark.-Pine Bluff	77 46
												344	A	Grambling	89 85
												344	H	Grambling	85 62
												351	A	Mississippi Val.	86 79
												351	H	Mississippi Val.	88 58
LAST 10 Division I															
328	H	Ark.-Pine Bluff	77 46	328	A	Ark.-Pine Bluff	77 46								
323	A	Alcorn	81 67	351	A	Mississippi Val.	86 79								
225	A	Southern U.	56 59	344	H	Grambling	85 62								
325	H	Alabama St.	88 59	157	H	Jackson St.	61 72								
232	H	Alabama A&M	79 76	306	A	Prairie View	47 50								

Non-Div I Games:

Texas Southern

■ Loss, 
■ Non-Conf, 
■ S Site, 
■ H Home 
■ A Away 
N Neutral

Average RPI Win: <b>238</b>	WON-LOST	WINNING	LAST 10	STRENGTH OF	OPP. STRENGTH	TEAM	ADJ.	CONF.	ADJ CONF.
Average RPI Loss: <b>163</b>	RECORD	PCT. RANK	GAMES	SCHEDULE	OF SCHEDULE	RPI	RPI	RPI	RPI
DIV. I ONLY	18- 11	102	7-3	184	294	137	137	25	25
DIV. I NON-CONF.	4- 5	195	0	60	143	116	116	28	28
TOTALS	RPI 1-25	RPI 26-50	W-L RECORDS	RPI 51-100	RPI 101-150	RPI 150+			
18- 11	0- 0	0- 1	OVERALL	1- 1	2- 1	15- 8			
8- 5	0- 0	0- 0	HOME	0- 1	0- 1	8- 3			
8- 6	0- 0	0- 1	AWAY	1- 0	1- 0	6- 5			
2- 0	0- 0	0- 0	NEUTRAL	0- 0	1- 0	1- 0			
4- 5	0- 0	0- 1	NON-CONFERENCE	1- 1	1- 0	2- 3			
0- 3	0- 0	0- 0	HOME	0- 1	0- 0	0- 2			
2- 2	0- 0	0- 1	AWAY	1- 0	0- 0	1- 1			
2- 0	0- 0	0- 0	NEUTRAL	0- 0	1- 0	1- 0			
14- 6	0- 0	0- 0	CONFERENCE	0- 0	1- 1	13- 5			
8- 2	0- 0	0- 0	HOME	0- 0	0- 1	8- 1			
6- 4	0- 0	0- 0	AWAY	0- 0	1- 0	5- 4			
0- 0	0- 0	0- 0	NEUTRAL	0- 0	0- 0	0- 0			

RPI S	Opponent	Score	RPI S	Opponent	Score	RPI S	Opponent	Score	RPI S	Opponent	Score	Team's RPI: 137
33	A Old Dominion	38 75	72	A Alabama	64 61	124	N Richmond	69 65	129	A Campbell	49 40	
			97	H Liberty	59 83	129	H Campbell	31 68	153	H Norfolk St.	56 77	
						154	N Mt. St. Mary's	68 60	158	A Gardner-Webb	59 70	
						158	H Gardner-Webb	63 58	171	A Radford	63 70	
						171	H Radford	51 48	176	A High Point	59 74	
						176	H High Point	77 81	196	A Furman	65 70	
						207	A Chattanooga	84 55	208	H Fla. Atlantic	63 64	
						260	A UNC Asheville	76 66	260	H UNC Asheville	68 59	
						277	A Longwood	90 76	277	H Longwood	73 55	
						291	A Presbyterian	71 42	291	H Presbyterian	67 53	
						291	H Presbyterian	67 53	293	A Winthrop	66 72	
						293	H Winthrop	62 48	317	A USC Upstate	86 73	
						317	H USC Upstate	60 40	343	A Charleston So.	64 59	
						343	H Charleston So.	66 57				
LAST 10 Division I												
171	A Radford	63 70	277	A Longwood	90 76							
129	A Campbell	49 40	293	H Winthrop	62 48							
343	H Charleston So.	66 57	158	A Gardner-Webb	59 70							
291	H Presbyterian	67 53	176	A High Point	59 74							
317	A USC Upstate	86 73	260	A UNC Asheville	76 66							

Non-Div I Games:

Hampton

■ Loss, 
 ■ Non-Conf, 
 ■ S Site, 
 ■ H Home 
 ■ A Away 
 N Neutral

Average RPI Win:	214	WON-LOST	WINNING	LAST 10	STRENGTH OF	OPP. STRENGTH	TEAM	ADJ.	CONF.	ADJ CONF.
Average RPI Loss:	48	RECORD	PCT. RANK	GAMES	SCHEDULE	OF SCHEDULE	RPI	RPI	RPI	RPI
DIV. I ONLY	15- 15	174	4-6	102	53	138	138	4	4	
DIV. I NON-CONF.	9- 4	84	0	311	193	192	192	5	5	
TOTALS	RPI 1-25	RPI 26-50	W-L RECORDS	RPI 51-100	RPI 101-150	RPI 150+				
15- 15	1- 5	1- 4	OVERALL	0- 4	3- 2	10- 0				
9- 7	0- 3	1- 2	HOME	0- 2	2- 0	6- 0				
5- 6	1- 2	0- 1	AWAY	0- 2	1- 1	3- 0				
1- 2	0- 0	0- 1	NEUTRAL	0- 0	0- 1	1- 0				
9- 4	0- 1	0- 1	NON-CONFERENCE	0- 0	1- 2	8- 0				
6- 2	0- 1	0- 1	HOME	0- 0	1- 0	5- 0				
2- 1	0- 0	0- 0	AWAY	0- 0	0- 1	2- 0				
1- 1	0- 0	0- 0	NEUTRAL	0- 0	0- 1	1- 0				
6- 11	1- 4	1- 3	CONFERENCE	0- 4	2- 0	2- 0				
3- 5	0- 2	1- 1	HOME	0- 2	1- 0	1- 0				
3- 5	1- 2	0- 1	AWAY	0- 2	1- 0	1- 0				
0- 1	0- 0	0- 1	NEUTRAL	0- 0	0- 0	0- 0				

RPI	S	Opponent	Score	RPI	S	Opponent	Score	RPI	S	Opponent	Score	RPI	S	Opponent	Score	Team's RPI: 138
1	H	South Carolina	67 100	30	A	Arkansas	57 79	64	A	Georgia	59 65	114	A	Auburn	83 63	
10	A	Mississippi St.	47 93	30	H	Arkansas	83 80	64	H	Georgia	43 49	115	N	Wake Forest	68 73	
14	H	Indiana	49 73	32	H	Florida St.	55 66	66	H	Tennessee	50 78	127	H	Vanderbilt	68 60	
21	A	Texas A&M	42 69	35	H	LSU	68 77	72	A	Alabama	62 69	132	A	Kansas	66 76	
24	A	Kentucky	70 62	35	N	LSU	59 73					139	H	Davidson	55 50	
24	H	Kentucky	45 65									152	H	Samford	84 48	
												177	A	Missouri	75 67	
												270	N	Xavier	67 64	
												277	H	Longwood	71 54	
												291	H	Presbyterian	60 46	
												301	H	Ole Miss	74 72	
												306	A	Prairie View	51 44	
												326	H	Mercer	71 50	
												336	H	Florida A&M	84 40	
												344	A	Grambling	72 65	
LAST 10 Division I																
35	N	LSU	59 73	177	A	Missouri	75 67									
64	A	Georgia	59 65	301	H	Ole Miss	74 72									
1	H	South Carolina	67 100	64	H	Georgia	43 49									
30	H	Arkansas	83 80	24	A	Kentucky	70 62									
72	A	Alabama	62 69	35	H	LSU	68 77									

Non-Div I Games:

Florida

■ Loss, 
■ Non-Conf, 
■ S Site, 
■ H Home 
■ A Away 
N Neutral

## Davidson

Through Games Of March 11, 2020

Average RPI Win:	203	WON-LOST	WINNING	LAST 10	STRENGTH OF	OPP. STRENGTH	TEAM	ADJ.	CONF.	ADJ CONF.
Average RPI Loss:	112	RECORD	PCT. RANK	GAMES	SCHEDULE	OF SCHEDULE	RPI	RPI	RPI	RPI
DIV. I ONLY	15- 15	174	3-7	124	130	139	139	12	12	
DIV. I NON-CONF.	6- 6	164	0	157	154	122	122	12	12	
TOTALS	RPI 1-25	RPI 26-50	W-L RECORDS	RPI 51-100	RPI 101-150	RPI 150+				
15- 15	0- 0	0- 4	OVERALL	2- 4	2- 5	11- 2				
7- 5	0- 0	0- 1	HOME	1- 2	2- 1	4- 1				
7- 9	0- 0	0- 3	AWAY	1- 1	0- 4	6- 1				
1- 1	0- 0	0- 0	NEUTRAL	0- 1	0- 0	1- 0				
6- 6	0- 0	0- 3	NON-CONFERENCE	0- 1	0- 2	6- 0				
2- 1	0- 0	0- 0	HOME	0- 1	0- 0	2- 0				
3- 5	0- 0	0- 3	AWAY	0- 0	0- 2	3- 0				
1- 0	0- 0	0- 0	NEUTRAL	0- 0	0- 0	1- 0				
9- 9	0- 0	0- 1	CONFERENCE	2- 3	2- 3	5- 2				
5- 4	0- 0	0- 1	HOME	1- 1	2- 1	2- 1				
4- 4	0- 0	0- 0	AWAY	1- 1	0- 2	3- 1				
0- 1	0- 0	0- 0	NEUTRAL	0- 1	0- 0	0- 0				

RPI S	Opponent	Score	RPI S	Opponent	Score	RPI S	Opponent	Score	RPI S	Opponent	Score	Team's RPI: 139
27	A Duke	52 82	60	H Charlotte	64 75	119	A Columbia	60 63				
38	A Virginia Tech	68 88	86	A Saint Louis	65 58	124	A Richmond	57 69				
39	A Drexel	63 74	87	A Fordham	46 47	131	H Duquesne	79 76				
41	H Dayton	49 55	87	H Fordham	74 62	138	A Florida	50 55				
			89	H VCU	51 55	142	H George Washington	62 55				
			89	N VCU	52 58	149	A Massachusetts	48 61				
						149	H Massachusetts	62 70				
						176	A High Point	73 63				
						194	A La Salle	70 61				
						194	H La Salle	67 63				
						204	A UMKC	74 64				
						210	A Rhode Island	77 70				
						210	H Rhode Island	79 67				
						237	H Saint Joseph's	54 63				
						252	A George Mason	76 69				
						256	H Georgetown	66 52				
						266	N UC Irvine	78 72				
						288	A ETSU	75 60				
						299	A St. Bonaventure	56 68				
						342	H Western Caro.	101 51				
LAST 10 Division I												
89	N VCU	52 58	237	H Saint Joseph's	54 63							
194	H La Salle	67 63	131	H Duquesne	79 76							
89	H VCU	51 55	87	A Fordham	46 47							
194	A La Salle	70 61	299	A St. Bonaventure	56 68							
149	A Massachusetts	48 61	41	H Dayton	49 55							

Non-Div I Games: Newberry 75 46

Davidson

Loss, Non-Conf, S Site, H Home A Away N Neutral

## Washington

Through Games Of March 11, 2020

Average RPI Win:	166	WON-LOST	WINNING	LAST 10	STRENGTH OF	OPP. STRENGTH	TEAM	ADJ.	CONF.	ADJ CONF.
Average RPI Loss:	71	RECORD	PCT. RANK	GAMES	SCHEDULE	OF SCHEDULE	RPI	RPI	RPI	RPI
DIV. I ONLY	13- 17	212	3-7	55	33	140	140	1	1	
DIV. I NON-CONF.	8- 3	68	0	232	227	147	147	2	2	
TOTALS	RPI 1-25	RPI 26-50	W-L RECORDS	RPI 51-100	RPI 101-150	RPI 150+				
13- 17	2- 5	0- 4	OVERALL	2- 1	3- 5	6- 2				
7- 9	1- 1	0- 2	HOME	2- 0	0- 4	4- 2				
3- 7	0- 4	0- 2	AWAY	0- 1	3- 0	0- 0				
3- 1	1- 0	0- 0	NEUTRAL	0- 0	0- 1	2- 0				
8- 3	1- 0	0- 0	NON-CONFERENCE	0- 0	1- 1	6- 2				
4- 3	0- 0	0- 0	HOME	0- 0	0- 1	4- 2				
1- 0	0- 0	0- 0	AWAY	0- 0	1- 0	0- 0				
3- 0	1- 0	0- 0	NEUTRAL	0- 0	0- 0	2- 0				
5- 14	1- 5	0- 4	CONFERENCE	2- 1	2- 4	0- 0				
3- 6	1- 1	0- 2	HOME	2- 0	0- 3	0- 0				
2- 7	0- 4	0- 2	AWAY	0- 1	2- 0	0- 0				
0- 1	0- 0	0- 0	NEUTRAL	0- 0	0- 1	0- 0				

RPI	S	Opponent	Score	RPI	S	Opponent	Score	RPI	S	Opponent	Score	RPI	S	Opponent	Score	Team's RPI: 140
2	A	Oregon	56 92	29	A	Arizona	53 64	81	A	Southern California	78 81	106	H	Utah	65 74	
6	A	Stanford	56 77	29	H	Arizona	58 66	81	H	Southern California	75 66	106	N	Utah	63 72	
6	H	Stanford	41 58	40	A	Arizona St.	68 72	95	H	Colorado	61 52	109	A	Washington St.	65 56	
13	A	UCLA	80 85	40	H	Arizona St.	50 67					109	H	Washington St.	59 66	
13	H	UCLA	74 68									111	A	San Diego	65 47	
15	N	Iowa	70 63									125	A	California	67 64	
20	A	Oregon St.	61 75									125	H	California	74 81	
												127	H	Vanderbilt	74 76	
												175	H	Tulane	62 64	
												199	H	Hawaii	50 62	
												215	H	San Francisco	73 54	
												239	H	CSU Bakersfield	80 49	
												263	N	Howard	75 58	
												264	N	Iona	65 34	
												297	H	Seattle U	78 46	
												327	H	Weber St.	94 41	
LAST 10 Division I																
106	N	Utah	63 72	40	A	Arizona St.	68 72									
2	A	Oregon	56 92	29	A	Arizona	53 64									
20	A	Oregon St.	61 75	95	H	Colorado	61 52									
13	H	UCLA	74 68	106	H	Utah	65 74									
81	H	Southern California	75 66	125	H	California	74 81									

Non-Div I Games:

Washington

■ Loss, 
 ■ Non-Conf, 
 ■ S Site, 
 ■ H Home 
 ■ A Away 
 N Neutral

Average RPI Win: 258		WON-LOST	WINNING	LAST 10	STRENGTH OF	OPP. STRENGTH	TEAM	ADJ.	CONF.	ADJ CONF.
Average RPI Loss: 161		RECORD	PCT. RANK	GAMES	SCHEDULE	OF SCHEDULE	RPI	RPI	RPI	RPI
DIV. I ONLY		20- 9	64	7-3	306	283	141	141	27	27
DIV. I NON-CONF.		8- 4	90	0	131	315	83	83	21	21
TOTALS		RPI 1-25	RPI 26-50		W-L RECORDS		RPI 51-100	RPI 101-150	RPI 150+	
20- 9	0- 0	0- 0		OVERALL		1- 1	1- 2		18- 6	
10- 2	0- 0	0- 0		HOME		0- 0	0- 1		10- 1	
8- 6	0- 0	0- 0		AWAY		1- 1	1- 1		6- 4	
2- 1	0- 0	0- 0		NEUTRAL		0- 0	0- 0		2- 1	
8- 4		0- 0		NON-CONFERENCE		1- 1	1- 2		6- 1	
4- 1	0- 0	0- 0		HOME		0- 0	0- 1		4- 0	
4- 3	0- 0	0- 0		AWAY		1- 1	1- 1		2- 1	
0- 0	0- 0	0- 0		NEUTRAL		0- 0	0- 0		0- 0	
12- 5		0- 0		CONFERENCE		0- 0	0- 0		12- 5	
6- 1	0- 0	0- 0		HOME		0- 0	0- 0		6- 1	
4- 3	0- 0	0- 0		AWAY		0- 0	0- 0		4- 3	
2- 1	0- 0	0- 0		NEUTRAL		0- 0	0- 0		2- 1	

RPI 1-25					
RPI	S	Opponent	Score		
<div></div>					
Team's RPI: 141					
RPI 26-50					
RPI	S	Opponent	Score		
<div></div>					
RPI 51-100					
RPI	S	Opponent	Score		
97	A	Liberty	58	53	
98	A	Coastal Caro.	54	63	
RPI 101+					
RPI	S	Opponent	Score		
115	A	Wake Forest	67	65	
124	H	Richmond	62	70	
129	A	Campbell	64	72	
152	A	Samford	57	69	
152	H	Samford	42	56	
152	N	Samford	54	59	
163	A	N.C. A&T	48	57	
176	H	High Point	82	70	
196	A	Furman	59	53	
196	H	Furman	61	53	
207	A	Chattanooga	59	74	
207	H	Chattanooga	49	41	
226	H	Appalachian St.	54	47	
260	A	UNC Asheville	67	40	
269	A	Col. of Charleston	69	56	
272	A	Wofford	61	66	
272	H	Wofford	49	45	
288	A	ETSU	65	45	
288	H	ETSU	63	47	
288	N	ETSU	57	47	
307	H	UMES	86	48	
316	H	Georgia St.	64	49	
326	A	Mercer	60	50	
326	H	Mercer	67	51	
326	N	Mercer	75	73	
342	A	Western Caro.	72	61	
LAST 10 Division I					
152	N	Samford	54	59	
326	N	Mercer	75	73	
288	N	ETSU	57	47	
326	A	Mercer	60	50	
152	A	Samford	57	69	
196	H	Furman	61	53	
272	H	Wofford	49	45	
342	A	Western Caro.	72	61	
288	A	ETSU	65	45	
207	A	Chattanooga	59	74	

Non-Div I Games:	Erskine	106	44	Concord	80	45	Lenoir-Rhyne	84	59
------------------	---------	-----	----	---------	----	----	--------------	----	----

UNC Greensboro

Loss, Non-Conf, S Site, H Home A Away N Neutral



RPI	S	Opponent	Score
342	H	Western Caro.	54 43

U  
N  
C  
G  
r  
e  
e  
n  
s  
b  
o  
r  
o

U  
N  
C  
G  
r  
e  
e  
n  
s  
b  
o  
r  
o

UNC Greensboro

## George Washington

Through Games Of March 11, 2020

Average RPI Win:	183	WON-LOST	WINNING	LAST 10	STRENGTH OF	OPP. STRENGTH	TEAM	ADJ.	CONF.	ADJ CONF.
Average RPI Loss:	113	RECORD	PCT. RANK	GAMES	SCHEDULE	OF SCHEDULE	RPI	RPI	RPI	RPI
DIV. I ONLY	14- 16	189	5-5	94	106	142	142	12	12	
DIV. I NON-CONF.	6- 7	182	0	81	70	118	118	12	12	
TOTALS	RPI 1-25	RPI 26-50	W-L RECORDS	RPI 51-100	RPI 101-150	RPI 150+				
14- 16	0- 2	0- 3	OVERALL	2- 3	4- 4	8- 4				
7- 8	0- 1	0- 2	HOME	0- 2	3- 2	4- 1				
7- 8	0- 1	0- 1	AWAY	2- 1	1- 2	4- 3				
0- 0	0- 0	0- 0	NEUTRAL	0- 0	0- 0	0- 0				
6- 7	0- 2	0- 1	NON-CONFERENCE	1- 1	0- 2	5- 1				
2- 4	0- 1	0- 1	HOME	0- 1	0- 1	2- 0				
4- 3	0- 1	0- 0	AWAY	1- 0	0- 1	3- 1				
0- 0	0- 0	0- 0	NEUTRAL	0- 0	0- 0	0- 0				
8- 9	0- 0	0- 2	CONFERENCE	1- 2	4- 2	3- 3				
5- 4	0- 0	0- 1	HOME	0- 1	3- 1	2- 1				
3- 5	0- 0	0- 1	AWAY	1- 1	1- 1	1- 2				
0- 0	0- 0	0- 0	NEUTRAL	0- 0	0- 0	0- 0				

RPI 1-25				RPI 26-50				RPI 51-100				RPI 101+ Team's RPI: 142			
RPI	S	Opponent	Score	RPI	S	Opponent	Score	RPI	S	Opponent	Score	RPI	S	Opponent	Score
3	A	Maryland	54 88	28	H	James Madison	50 69	84	A	Villanova	68 56	104	H	William & Mary	51 63
9	H	Princeton	50 75	41	A	Dayton	44 50	86	H	Saint Louis	45 59	107	A	Lehigh	53 59
				41	H	Dayton	50 66	87	A	Fordham	47 53	124	H	Richmond	50 40
								89	A	VCU	56 55	124	H	Richmond	49 57
								91	H	Minnesota	50 83	131	A	Duquesne	72 65
												131	H	Duquesne	65 60
												139	A	Davidson	55 62
												149	H	Massachusetts	50 47
												180	A	Quinnipiac	78 67
												183	A	Delaware	63 49
												194	H	La Salle	54 61
												195	A	Memphis	64 63
												203	A	American	53 66
												210	H	Rhode Island	73 56
												237	A	Saint Joseph's	56 50
												252	A	George Mason	60 70
												252	H	George Mason	62 57
												256	H	Georgetown	52 49
												299	A	St. Bonaventure	55 59
												337	H	Coppin St.	54 35
LAST 10 Division I															
124	H	Richmond	49 57	252	H	George Mason	62 57								
124	H	Richmond	50 40	194	H	La Salle	54 61								
210	H	Rhode Island	73 56	89	A	VCU	56 55								
131	A	Duquesne	72 65	299	A	St. Bonaventure	55 59								
41	A	Dayton	44 50	86	H	Saint Louis	45 59								

Non-Div I Games:

George Washington

■ Loss, 
 ■ Non-Conf, 
 ■ S Site, 
 ■ H Home 
 ■ A Away 
 N Neutral

Average RPI Win:	239	WON-LOST	WINNING	LAST 10	STRENGTH OF	OPP. STRENGTH	TEAM	ADJ.	CONF.	ADJ CONF.
Average RPI Loss:	120	RECORD	PCT. RANK	GAMES	SCHEDULE	OF SCHEDULE	RPI	RPI	RPI	RPI
DIV. I ONLY	19- 9	68	7-3	313	181	142	142	15	15	
DIV. I NON-CONF.	7- 3	80	0	343	329	204	204	14	14	
TOTALS	RPI 1-25	RPI 26-50	W-L RECORDS	RPI 51-100	RPI 101-150	RPI 150+				
19- 9	0- 1	1- 2	OVERALL	2- 1	1- 1	15- 4				
9- 3	0- 0	0- 1	HOME	1- 1	1- 0	7- 1				
6- 6	0- 1	1- 1	AWAY	1- 0	0- 1	4- 3				
4- 0	0- 0	0- 0	NEUTRAL	0- 0	0- 0	4- 0				
7- 3	0- 1	0- 1	NON-CONFERENCE	0- 0	0- 0	7- 1				
1- 1	0- 0	0- 0	HOME	0- 0	0- 0	1- 1				
2- 2	0- 1	0- 1	AWAY	0- 0	0- 0	2- 0				
4- 0	0- 0	0- 0	NEUTRAL	0- 0	0- 0	4- 0				
12- 6	0- 0	1- 1	CONFERENCE	2- 1	1- 1	8- 3				
8- 2	0- 0	0- 1	HOME	1- 1	1- 0	6- 0				
4- 4	0- 0	1- 0	AWAY	1- 0	0- 1	2- 3				
0- 0	0- 0	0- 0	NEUTRAL	0- 0	0- 0	0- 0				

RPI 1-25				RPI 26-50				RPI 51-100				RPI 101+ Team's RPI: 142			
RPI	S	Opponent	Score	RPI	S	Opponent	Score	RPI	S	Opponent	Score	RPI	S	Opponent	Score
15	A	Iowa	81 86	36	A	FGCU	61 55	97	A	Liberty	76 71	121	A	North Florida	65 67
				36	H	FGCU	63 74	97	H	Liberty	87 90	121	H	North Florida	54 51
				42	A	Iowa St.	72 80	97	H	Liberty	86 75	152	H	Samford	63 79
												165	A	Jacksonville	56 67
												165	H	Jacksonville	76 65
												221	A	Kennesaw St.	56 59
												221	H	Kennesaw St.	71 54
												227	A	Stetson	60 69
												227	H	Stetson	68 57
												227	H	Stetson	70 60
												232	N	Alabama A&M	80 65
												247	A	Lipscomb	84 72
												247	H	Lipscomb	91 58
												266	N	UC Irvine	88 60
												325	A	Alabama St.	81 60
												331	A	NJIT	57 55
												331	H	NJIT	90 45
												334	A	Tennessee St.	88 63
												338	N	SIUE	85 67
												350	N	South Carolina St.	99 46
												351	H	Mississippi Val.	86 60
LAST 10 Division I															
				97	H	Liberty	87 90	227	A	Stetson	60 69				
				227	H	Stetson	70 60	121	A	North Florida	65 67				
				331	H	NJIT	90 45	247	H	Lipscomb	91 58				
				36	A	FGCU	61 55	97	H	Liberty	86 75				
				221	H	Kennesaw St.	71 54	331	A	NJIT	57 55				

Non-Div I Games: Virginia-Lynchburg 128 26 Oakwood 120 38

North Ala.

Loss, Non-Conf, S Site, H Home A Away N Neutral

## Northeastern

Through Games Of March 11, 2020

Average RPI Win:	224	WON-LOST	WINNING	LAST 10	STRENGTH OF	OPP. STRENGTH	TEAM	ADJ.	CONF.	ADJ CONF.
Average RPI Loss:	94	RECORD	PCT. RANK	GAMES	SCHEDULE	OF SCHEDULE	RPI	RPI	RPI	RPI
DIV. I ONLY	13- 16	205	4-6	76	136	144	144	14	14	
DIV. I NON-CONF.	4- 7	225	0	21	61	112	112	13	13	
TOTALS	RPI 1-25	RPI 26-50	W-L RECORDS	RPI 51-100	RPI 101-150	RPI 150+				
13- 16	0- 2	0- 6	OVERALL	0- 2	2- 2	11- 4				
8- 6	0- 0	0- 4	HOME	0- 1	1- 0	7- 1				
5- 10	0- 2	0- 2	AWAY	0- 1	1- 2	4- 3				
0- 0	0- 0	0- 0	NEUTRAL	0- 0	0- 0	0- 0				
4- 7	0- 2	0- 2	NON-CONFERENCE	0- 2	1- 1	3- 0				
2- 3	0- 0	0- 2	HOME	0- 1	0- 0	2- 0				
2- 4	0- 2	0- 0	AWAY	0- 1	1- 1	1- 0				
0- 0	0- 0	0- 0	NEUTRAL	0- 0	0- 0	0- 0				
9- 9	0- 0	0- 4	CONFERENCE	0- 0	1- 1	8- 4				
6- 3	0- 0	0- 2	HOME	0- 0	1- 0	5- 1				
3- 6	0- 0	0- 2	AWAY	0- 0	0- 1	3- 3				
0- 0	0- 0	0- 0	NEUTRAL	0- 0	0- 0	0- 0				

RPI 1-25				RPI 26-50				RPI 51-100				RPI 101+ Team's RPI: 144			
RPI	S	Opponent	Score	RPI	S	Opponent	Score	RPI	S	Opponent	Score	RPI	S	Opponent	Score
2	A	Oregon	47 89	26	H	South Dakota	76 80	52	H	Yale	63 78	104	A	William & Mary	64 80
22	A	Central Mich.	63 79	28	A	James Madison	54 67	87	A	Fordham	58 74	104	H	William & Mary	61 55
				28	H	James Madison	64 86					120	A	Harvard	46 44
				39	A	Drexel	41 50					128	A	Boston U.	56 72
				39	H	Drexel	51 67					161	A	Maine	66 58
				41	H	Dayton	60 71					182	A	Elon	69 45
												182	H	Elon	68 65
												183	A	Delaware	72 62
												183	H	Delaware	69 81
												192	A	Towson	68 81
												192	H	Towson	66 63
												257	H	North Dakota St.	72 61
												261	A	UNCW	48 61
												261	H	UNCW	63 61
												269	A	Col. of Charleston	61 66
												269	H	Col. of Charleston	72 68
												329	A	Hofstra	62 54
												329	H	Hofstra	74 51
												345	H	Hartford	60 47
LAST 10 Division I															
329	A	Hofstra	62 54	182	A	Elon	69 45								
269	A	Col. of Charleston	61 66	104	A	William & Mary	64 80								
261	A	UNCW	48 61	39	H	Drexel	51 67								
192	H	Towson	66 63	183	H	Delaware	69 81								
28	H	James Madison	64 86	261	H	UNCW	63 61								

Non-Div I Games:

Northeastern

■ Loss, 
 ■ Non-Conf, S Site, 
 ■ Home 
 ■ Away 
 N Neutral

Average RPI Win:	256	WON-LOST	WINNING	LAST 10	STRENGTH OF	OPP. STRENGTH	TEAM	ADJ.	CONF.	ADJ CONF.
Average RPI Loss:	140	RECORD	PCT. RANK	GAMES	SCHEDULE	OF SCHEDULE	RPI	RPI	RPI	RPI
DIV. I ONLY	16- 10	110	6-4	256	246	145	145	23	23	
DIV. I NON-CONF.	2- 4	235	0	323	118	269	269	24	24	
TOTALS	RPI 1-25	RPI 26-50	W-L RECORDS	RPI 51-100	RPI 101-150	RPI 150+				
16- 10	0- 0	0- 0	OVERALL	1- 6	0- 1	15- 3				
8- 3	0- 0	0- 0	HOME	1- 2	0- 0	7- 1				
8- 7	0- 0	0- 0	AWAY	0- 4	0- 1	8- 2				
0- 0	0- 0	0- 0	NEUTRAL	0- 0	0- 0	0- 0				
2- 4	0- 0	0- 0	NON-CONFERENCE	0- 1	0- 1	2- 2				
1- 0	0- 0	0- 0	HOME	0- 0	0- 0	1- 0				
1- 4	0- 0	0- 0	AWAY	0- 1	0- 1	1- 2				
0- 0	0- 0	0- 0	NEUTRAL	0- 0	0- 0	0- 0				
14- 6	0- 0	0- 0	CONFERENCE	1- 5	0- 0	13- 1				
7- 3	0- 0	0- 0	HOME	1- 2	0- 0	6- 1				
7- 3	0- 0	0- 0	AWAY	0- 3	0- 0	7- 0				
0- 0	0- 0	0- 0	NEUTRAL	0- 0	0- 0	0- 0				

RPI S	Opponent	Score	RPI S	Opponent	Score	RPI S	Opponent	Score	RPI S	Opponent	Score	Team's RPI: 145
						78	A A&M-Corpus Christi	54 57	135	A Texas Tech	57 99	
						78	H A&M-Corpus Christi	45 60	173	A New Orleans	78 46	
						82	A SFA	50 64	188	H Louisiana	77 73	
						82	H SFA	63 55	198	A Oral Roberts	41 64	
						85	A Abilene Christian	91 94	238	A Central Ark.	72 54	
						85	H Abilene Christian	73 81	238	H Central Ark.	73 58	
						92	A Oklahoma	71 95	251	A Southeastern La.	84 69	
									251	H Southeastern La.	81 75	
									255	A Nicholls St.	80 77	
									255	H Nicholls St.	87 71	
									262	A Lamar University	75 68	
									262	H Lamar University	68 47	
									267	H Incarnate Word	74 77	
									301	A Ole Miss	69 75	
									318	A Houston Baptist	97 69	
									318	H Houston Baptist	75 60	
									321	A UTSA	81 77	
									335	A Northwestern St.	79 69	
									347	H McNeese	92 59	
LAST 10 Division I												
			82	A SFA	50 64	238	H Central Ark.	73 58				
			78	H A&M-Corpus Christi	45 60	251	H Southeastern La.	81 75				
			85	A Abilene Christian	91 94	255	A Nicholls St.	80 77				
			318	H Houston Baptist	75 60	267	H Incarnate Word	74 77				
			262	A Lamar University	75 68	82	H SFA	63 55				

Non-Div I Games: Jarvis Christian 114 46 Howard Payne 91 49 Wiley 102 52

Sam Houston St.

Loss, Non-Conf, S Site, H Home A Away N Neutral

Average RPI Win:	233	WON-LOST	WINNING	LAST 10	STRENGTH OF	OPP. STRENGTH	TEAM	ADJ.	CONF.	ADJ CONF.
Average RPI Loss:	159	RECORD	PCT. RANK	GAMES	SCHEDULE	OF SCHEDULE	RPI	RPI	RPI	RPI
DIV. I ONLY	18- 12	116	4-6	218	208	146	146	17	17	
DIV. I NON-CONF.	5- 5	164	0	271	245	220	220	20	20	
TOTALS	RPI 1-25	RPI 26-50	W-L RECORDS	RPI 51-100	RPI 101-150	RPI 150+				
18- 12	0- 0	0- 0	OVERALL	1- 5	2- 0	15- 7				
10- 3	0- 0	0- 0	HOME	1- 1	2- 0	7- 2				
7- 6	0- 0	0- 0	AWAY	0- 2	0- 0	7- 4				
1- 3	0- 0	0- 0	NEUTRAL	0- 2	0- 0	1- 1				
5- 5	0- 0	0- 0	NON-CONFERENCE	0- 1	2- 0	3- 4				
4- 0	0- 0	0- 0	HOME	0- 0	2- 0	2- 0				
1- 3	0- 0	0- 0	AWAY	0- 0	0- 0	1- 3				
0- 2	0- 0	0- 0	NEUTRAL	0- 1	0- 0	0- 1				
13- 7	0- 0	0- 0	CONFERENCE	1- 4	0- 0	12- 3				
6- 3	0- 0	0- 0	HOME	1- 1	0- 0	5- 2				
6- 3	0- 0	0- 0	AWAY	0- 2	0- 0	6- 1				
1- 1	0- 0	0- 0	NEUTRAL	0- 1	0- 0	1- 0				

RPI 1-25			RPI 26-50			RPI 51-100			RPI 101+			Team's RPI: 146
RPI	S	Opponent	Score	RPI	S	Opponent	Score	RPI	S	Opponent	Score	
						65 A Fresno St.	76 78	111 H San Diego			88 82	
						65 H Fresno St.	76 85	117 H Buffalo			95 88	
						65 N Fresno St.	68 94	164 N Northern Ariz.			64 67	
						83 A Boise St.	67 85	167 A Wyoming			45 80	
						83 H Boise St.	74 61	193 A Santa Clara			81 89	
						94 N BYU	56 75	218 A UNLV			76 63	
								218 H UNLV			62 60	
								218 N UNLV			67 48	
								230 A New Mexico			81 80	
								230 H New Mexico			89 85	
								236 A Nevada			72 70	
								236 H Nevada			76 80	
								239 A CSU Bakersfield			71 75	
								244 H San Diego St.			84 67	
								245 A UC Santa Barbara			73 70	
								266 A UC Irvine			77 79	
								271 A Air Force			68 60	
								271 H Air Force			66 67	
								279 A Utah St.			76 61	
								279 H Utah St.			76 38	
								294 A Colorado St.			58 53	
								294 H Colorado St.			69 64	
								309 H Sacramento St.			73 67	
								315 H Eastern Wash.			84 66	
LAST 10 Division I												
						65 N Fresno St.	68 94	83 A Boise St.			67 85	
						218 N UNLV	67 48	271 H Air Force			66 67	
						218 A UNLV	76 63	65 A Fresno St.			76 78	
						279 H Utah St.	76 38	236 H Nevada			76 80	
						294 H Colorado St.	69 64	167 A Wyoming			45 80	

Non-Div I Games: La Verne 128 62

San Jose St.

# North Carolina

Through Games Of March 11, 2020

Average RPI Win:	194	WON-LOST	WINNING	LAST 10	STRENGTH OF	OPP. STRENGTH	TEAM	ADJ.	CONF.	ADJ CONF.
Average RPI Loss:	59	RECORD	PCT. RANK	GAMES	SCHEDULE	OF SCHEDULE	RPI	RPI	RPI	RPI
DIV. I ONLY	16- 14	154	2-8	157	43	147	147	5	5	
DIV. I NON-CONF.	9- 2	37	0	334	140	157	157	4	4	
TOTALS	RPI 1-25	RPI 26-50	W-L RECORDS	RPI 51-100	RPI 101-150	RPI 150+				
16- 14	1- 2	0- 5	OVERALL	3- 4	2- 3	10- 0				
11- 5	1- 1	0- 2	HOME	1- 2	1- 0	8- 0				
2- 8	0- 1	0- 3	AWAY	2- 2	0- 2	0- 0				
3- 1	0- 0	0- 0	NEUTRAL	0- 0	1- 1	2- 0				
9- 2	0- 0	0- 0	NON-CONFERENCE	0- 2	1- 0	8- 0				
6- 1	0- 0	0- 0	HOME	0- 1	0- 0	6- 0				
0- 1	0- 0	0- 0	AWAY	0- 1	0- 0	0- 0				
3- 0	0- 0	0- 0	NEUTRAL	0- 0	1- 0	2- 0				
7- 12	1- 2	0- 5	CONFERENCE	3- 2	1- 3	2- 0				
5- 4	1- 1	0- 2	HOME	1- 1	1- 0	2- 0				
2- 7	0- 1	0- 3	AWAY	2- 1	0- 2	0- 0				
0- 1	0- 0	0- 0	NEUTRAL	0- 0	0- 1	0- 0				

RPI S	Opponent	Score	RPI S	Opponent	Score	RPI S	Opponent	Score	RPI S	Opponent	Score	Team's RPI: 147
7	H Louisville	67 74	27	A Duke	61 71	52	H Yale	63 66	115	A Wake Forest	79 82	
16	A NC State	68 76	27	H Duke	54 73	62	A Boston College	75 93	115	N Wake Forest	73 83	
16	H NC State	66 60	32	A Florida St.	64 78	72	A Alabama	77 83	116	N Temple	71 58	
			38	A Virginia Tech	70 76	75	A Virginia	65 47	118	H Miami (FL)	78 58	
			38	H Virginia Tech	63 72	75	H Virginia	78 68	123	A Notre Dame	65 83	
						79	A Georgia Tech	67 60	177	N Missouri	82 69	
						100	H Syracuse	56 74	182	H Elon	76 46	
									202	H Illinois	85 60	
									222	H Clemson	86 72	
									261	N UNCW	85 45	
									287	H Pittsburgh	70 62	
									296	H N.C. Central	92 53	
									320	H Navy	80 40	
									342	H Western Caro.	92 55	
									343	H Charleston So.	85 54	
LAST 10 Division I												
115	N Wake Forest	73 83	100	H Syracuse	56 74							
27	H Duke	54 73	38	H Virginia Tech	63 72							
123	A Notre Dame	65 83	27	A Duke	61 71							
115	A Wake Forest	79 82	222	H Clemson	86 72							
62	A Boston College	75 93	75	H Virginia	78 68							

Non-Div I Games:

North Carolina

Loss, Non-Conf, S Site, H Home A Away N Neutral

Average RPI Win: <b>168</b>	WON-LOST	WINNING	LAST 10	STRENGTH OF	OPP. STRENGTH	TEAM	ADJ.	CONF.	ADJ CONF.
Average RPI Loss: <b>121</b>	RECORD	PCT. RANK	GAMES	SCHEDULE	OF SCHEDULE	RPI	RPI	RPI	RPI
DIV. I ONLY	<b>14- 17</b>	<b>200</b>	<b>3-7</b>	<b>82</b>	<b>125</b>	<b>148</b>	<b>148</b>	<b>10</b>	<b>10</b>
DIV. I NON-CONF.	<b>5- 6</b>	<b>187</b>	<b>0</b>	<b>169</b>	<b>219</b>	<b>196</b>	<b>196</b>	<b>10</b>	<b>10</b>
TOTALS	RPI 1-25	RPI 26-50	W-L RECORDS	RPI 51-100	RPI 101-150	RPI 150+			
14- 17	2- 1	0- 2	OVERALL	2- 4	3- 3	7- 7			
7- 7	1- 0	0- 1	HOME	2- 1	1- 1	3- 4			
5- 9	0- 1	0- 0	AWAY	0- 3	1- 2	4- 3			
2- 1	1- 0	0- 1	NEUTRAL	0- 0	1- 0	0- 0			
5- 6	0- 0	0- 2	NON-CONFERENCE	1- 0	1- 3	3- 1			
2- 3	0- 0	0- 1	HOME	1- 0	0- 1	1- 1			
2- 2	0- 0	0- 0	AWAY	0- 0	0- 2	2- 0			
1- 1	0- 0	0- 1	NEUTRAL	0- 0	1- 0	0- 0			
9- 11	2- 1	0- 0	CONFERENCE	1- 4	2- 0	4- 6			
5- 4	1- 0	0- 0	HOME	1- 1	1- 0	2- 3			
3- 7	0- 1	0- 0	AWAY	0- 3	1- 0	2- 3			
1- 0	1- 0	0- 0	NEUTRAL	0- 0	0- 0	0- 0			

RPI S	Opponent	Score	RPI S	Opponent	Score	RPI S	Opponent	Score	RPI S	Opponent	Score	Team's RPI: 148
22	A Central Mich.	66 <b>73</b>	41	H Dayton	42 <b>60</b>	54	H Belmont	53 48	117	A Buffalo	78 62	
22	H Central Mich.	76 67	44	N Troy	64 <b>71</b>	76	A Ball St.	60 <b>66</b>	117	H Buffalo	71 59	
22	N Central Mich.	78 71				76	H Ball St.	58 <b>60</b>	123	A Notre Dame	51 <b>54</b>	
						80	A Ohio	58 <b>86</b>	131	A Duquesne	74 <b>79</b>	
						96	A Kent St.	68 <b>87</b>	133	H Valparaiso	54 <b>61</b>	
						96	H Kent St.	69 60	134	N Pacific	66 65	
									151	A Western Mich.	72 <b>84</b>	
									151	H Western Mich.	58 <b>70</b>	
									160	A Eastern Mich.	46 <b>64</b>	
									160	H Eastern Mich.	62 <b>77</b>	
									181	A Northern Ill.	63 51	
									181	H Northern Ill.	79 <b>86</b>	
									184	A Akron	63 59	
									184	H Akron	65 61	
									195	H Memphis	76 <b>83</b>	
									231	A Miami (OH)	83 <b>92</b>	
									254	H Bowling Green	79 72	
									316	A Georgia St.	74 48	
									332	A Detroit Mercy	82 64	
									340	H Canisius	83 65	
LAST 10 Division I												
22	N Central Mich.	78 71	76	A Ball St.	60 <b>66</b>							
184	A Akron	63 59	151	H Western Mich.	58 <b>70</b>							
181	H Northern Ill.	79 <b>86</b>	80	A Ohio	58 <b>86</b>							
22	H Central Mich.	76 67	96	A Kent St.	68 <b>87</b>							
160	A Eastern Mich.	46 <b>64</b>	76	H Ball St.	58 <b>60</b>							

Non-Div I Games:

Toledo

■ Loss, 
 ■ Non-Conf, 
 ■ S Site, 
 ■ H Home 
 ■ A Away 
 N Neutral



# Massachusetts

Through Games Of March 11, 2020

Average RPI Win: <b>218</b>	WON-LOST	WINNING	LAST 10	STRENGTH OF	OPP. STRENGTH	TEAM	ADJ.	CONF.	ADJ CONF.
Average RPI Loss: <b>129</b>	RECORD	PCT. RANK	GAMES	SCHEDULE	OF SCHEDULE	RPI	RPI	RPI	RPI
DIV. I ONLY	<b>19- 11</b>	<b>87</b>	<b>5-5</b>	<b>251</b>	<b>144</b>	<b>149</b>	<b>149</b>	<b>12</b>	<b>12</b>
DIV. I NON-CONF.	<b>9- 3</b>	<b>63</b>	<b>0</b>	<b>280</b>	<b>283</b>	<b>139</b>	<b>139</b>	<b>12</b>	<b>12</b>
TOTALS	RPI 1-25	RPI 26-50	W-L RECORDS	RPI 51-100	RPI 101-150	RPI 150+			
19- 11	0- 0	0- 1	OVERALL	0- 5	6- 1	13- 4			
11- 5	0- 0	0- 1	HOME	0- 2	3- 0	8- 2			
8- 5	0- 0	0- 0	AWAY	0- 2	3- 1	5- 2			
0- 1	0- 0	0- 0	NEUTRAL	0- 1	0- 0	0- 0			
9- 3	0- 0	0- 0	NON-CONFERENCE	0- 1	2- 0	7- 2			
5- 2	0- 0	0- 0	HOME	0- 0	1- 0	4- 2			
4- 1	0- 0	0- 0	AWAY	0- 1	1- 0	3- 0			
0- 0	0- 0	0- 0	NEUTRAL	0- 0	0- 0	0- 0			
10- 8	0- 0	0- 1	CONFERENCE	0- 4	4- 1	6- 2			
6- 3	0- 0	0- 1	HOME	0- 2	2- 0	4- 0			
4- 4	0- 0	0- 0	AWAY	0- 1	2- 1	2- 2			
0- 1	0- 0	0- 0	NEUTRAL	0- 1	0- 0	0- 0			

RPI S	Opponent	Score	RPI S	Opponent	Score	RPI S	Opponent	Score	RPI S	Opponent	Score	Team's RPI: 149
41	H Dayton	51 <b>52</b>	58	A St. John's (NY)	71 <b>82</b>	122	H Holy Cross	75 72				
			86	A Saint Louis	56 <b>71</b>	124	H Richmond	64 50				
			86	N Saint Louis	52 <b>65</b>	128	A Boston U.	58 45				
			87	H Fordham	64 <b>69</b>	131	A Duquesne	81 77				
			89	H VCU	46 <b>61</b>	139	A Davidson	70 62				
						139	H Davidson	61 48				
						142	A George Washington	47 <b>50</b>				
						178	H Merrimack	64 <b>79</b>				
						187	H Providence	63 <b>72</b>				
						194	H La Salle	76 62				
						210	A Rhode Island	66 <b>69</b>				
						210	H Rhode Island	73 53				
						213	A UMass Lowell	74 58				
						223	H Brown	95 42				
						237	A Saint Joseph's	51 47				
						237	H Saint Joseph's	61 43				
						252	A George Mason	56 <b>73</b>				
						264	A Iona	65 51				
						265	H New Hampshire	67 65				
						273	H Siena	61 55				
						299	A St. Bonaventure	62 52				
						299	H St. Bonaventure	72 54				
						308	A Vermont	83 49				
						345	H Hartford	74 48				
LAST 10 Division I												
	86	N Saint Louis	52	<b>65</b>	86	A Saint Louis	56	<b>71</b>				
	299	H St. Bonaventure	72	54	41	H Dayton	51	<b>52</b>				
	210	H Rhode Island	73	53	87	H Fordham	64	<b>69</b>				
	237	A Saint Joseph's	51	47	252	A George Mason	56	<b>73</b>				
	139	H Davidson	61	48	139	A Davidson	70	62				

Non-Div I Games: Southern Conn. St. 86 43

Massachusetts

Loss, Non-Conf, S Site, H Home A Away N Neutral

Average RPI Win:	208	WON-LOST	WINNING	LAST 10	STRENGTH OF	OPP. STRENGTH	TEAM	ADJ.	CONF.	ADJ CONF.
Average RPI Loss:	48	RECORD	PCT. RANK	GAMES	SCHEDULE	OF SCHEDULE	RPI	RPI	RPI	RPI
DIV. I ONLY	12- 19	240	2-8	46	52	150	150	2	2	
DIV. I NON-CONF.	8- 3	68	0	156	243	82	82	1	1	
TOTALS	RPI 1-25	RPI 26-50	W-L RECORDS	RPI 51-100	RPI 101-150	RPI 150+				
12- 19	0- 6	0- 7	OVERALL	2- 5	1- 1	9- 0				
7- 8	0- 3	0- 3	HOME	0- 2	1- 0	6- 0				
3- 9	0- 3	0- 2	AWAY	1- 3	0- 1	2- 0				
2- 2	0- 0	0- 2	NEUTRAL	1- 0	0- 0	1- 0				
8- 3	0- 0	0- 1	NON-CONFERENCE	1- 2	1- 0	6- 0				
6- 0	0- 0	0- 0	HOME	0- 0	1- 0	5- 0				
1- 2	0- 0	0- 0	AWAY	0- 2	0- 0	1- 0				
1- 1	0- 0	0- 1	NEUTRAL	1- 0	0- 0	0- 0				
4- 16	0- 6	0- 6	CONFERENCE	1- 3	0- 1	3- 0				
1- 8	0- 3	0- 3	HOME	0- 2	0- 0	1- 0				
2- 7	0- 3	0- 2	AWAY	1- 1	0- 1	1- 0				
1- 1	0- 0	0- 1	NEUTRAL	0- 0	0- 0	1- 0				

RPI	S	Opponent	Score	RPI	S	Opponent	Score	RPI	S	Opponent	Score	RPI	S	Opponent	Score	Team's RPI: 150
3	H	Maryland	56 85	30	N	Arkansas	64 68	76	N	Ball St.	67 56	102	A	Michigan St.	52 69	
11	H	Northwestern	66 82	34	H	Michigan	56 68	79	A	Georgia Tech	41 60	121	H	North Florida	75 62	
14	A	Indiana	65 75	45	A	Purdue	61 72	90	A	Nebraska	50 65	200	H	Eastern Ill.	63 55	
15	A	Iowa	71 97	45	H	Purdue	59 62	90	H	Nebraska	71 72	202	A	Illinois	73 64	
15	H	Iowa	78 85	47	A	Rutgers	43 63	91	A	Minnesota	72 62	202	N	Illinois	71 55	
17	A	Ohio St.	74 82	47	H	Rutgers	61 64	91	H	Minnesota	64 73	219	H	Penn St.	71 65	
				47	N	Rutgers	55 63	95	A	Colorado	57 74	220	H	Milwaukee	71 40	
												257	A	North Dakota St.	64 63	
												272	H	Wofford	78 65	
												306	H	Prairie View	68 42	
												325	H	Alabama St.	85 67	
LAST 10 Division I																
				47	N	Rutgers	55 63	15	A	Iowa	71 97					
				202	N	Illinois	71 55	45	H	Purdue	59 62					
				47	A	Rutgers	43 63	17	A	Ohio St.	74 82					
				11	H	Northwestern	66 82	91	H	Minnesota	64 73					
				3	H	Maryland	56 85	202	A	Illinois	73 64					

Non-Div I Games:

Wisconsin

■ Loss, 
■ Non-Conf, 
■ S Site, 
■ H Home 
■ A Away 
N Neutral

Average RPI Win:	213	WON-LOST	WINNING	LAST 10	STRENGTH OF	OPP. STRENGTH	TEAM	ADJ.	CONF.	ADJ CONF.
Average RPI Loss:	119	RECORD	PCT. RANK	GAMES	SCHEDULE	OF SCHEDULE	RPI	RPI	RPI	RPI
DIV. I ONLY	17- 13	136	7-3	210	137	151	151	10	10	
DIV. I NON-CONF.	6- 4	123	0	303	312	197	197	10	10	
TOTALS	RPI 1-25	RPI 26-50	W-L RECORDS	RPI 51-100	RPI 101-150	RPI 150+				
17- 13	0- 2	0- 1	OVERALL	1- 5	3- 0	13- 5				
9- 4	0- 1	0- 0	HOME	1- 1	2- 0	6- 2				
6- 7	0- 1	0- 1	AWAY	0- 2	1- 0	5- 3				
2- 2	0- 0	0- 0	NEUTRAL	0- 2	0- 0	2- 0				
6- 4	0- 0	0- 1	NON-CONFERENCE	0- 1	0- 0	6- 2				
2- 1	0- 0	0- 0	HOME	0- 0	0- 0	2- 1				
2- 2	0- 0	0- 1	AWAY	0- 0	0- 0	2- 1				
2- 1	0- 0	0- 0	NEUTRAL	0- 1	0- 0	2- 0				
11- 9	0- 2	0- 0	CONFERENCE	1- 4	3- 0	7- 3				
7- 3	0- 1	0- 0	HOME	1- 1	2- 0	4- 1				
4- 5	0- 1	0- 0	AWAY	0- 2	1- 0	3- 2				
0- 1	0- 0	0- 0	NEUTRAL	0- 1	0- 0	0- 0				

RPI 1-25				RPI 26-50				RPI 51-100				RPI 101+ Team's RPI: 151			
RPI	S	Opponent	Score	RPI	S	Opponent	Score	RPI	S	Opponent	Score	RPI	S	Opponent	Score
22	A	Central Mich.	60 76	34	A	Michigan	55 76	73	N	Stony Brook	47 50	117	H	Buffalo	74 62
22	H	Central Mich.	70 80					76	A	Ball St.	65 68	148	A	Toledo	70 58
								76	H	Ball St.	63 64	148	H	Toledo	84 72
								80	H	Ohio	73 72	155	A	Loyola Chicago	70 60
								80	N	Ohio	75 84	160	A	Eastern Mich.	53 49
								96	A	Kent St.	63 75	160	H	Eastern Mich.	79 83
												181	A	Northern Ill.	68 65
												181	H	Northern Ill.	63 50
												184	A	Akron	56 51
												184	H	Akron	79 71
												208	H	Fla. Atlantic	79 80
												209	A	UTEP	46 76
												231	A	Miami (OH)	67 70
												243	N	Denver	79 70
												254	A	Bowling Green	63 72
												254	H	Bowling Green	69 55
												254	H	Bowling Green	84 67
												311	N	New Mexico St.	79 76
												332	H	Detroit Mercy	82 67
												341	A	UIC	80 52
												349	H	Chicago St.	90 69
LAST 10 Division I															
				80	N	Ohio	75 84	22	A	Central Mich.	60 76				
				254	H	Bowling Green	84 67	148	A	Toledo	70 58				
				76	H	Ball St.	63 64	254	H	Bowling Green	69 55				
				160	A	Eastern Mich.	53 49	181	A	Northern Ill.	68 65				
				181	H	Northern Ill.	63 50	117	H	Buffalo	74 62				

Non-Div I Games: Kentucky St. 80 41

Western Mich.

■ Loss, 
 ■ Non-Conf, 
 ■ S Site, 
 ■ Home 
 ■ A Away 
 N Neutral

RPI 1-25					
RPI	S	Opponent	Score		
24	A	Kentucky	49	79	
RPI 26-50					
RPI	S	Opponent	Score		
31	H	Western Ky.	84	88	
32	A	Florida St.	59	88	
44	H	Troy	65	74	
48	A	UT Martin	75	80	
RPI 51-100					
RPI	S	Opponent	Score		
87	A	Fordham	37	68	
RPI 101+					
RPI	S	Opponent	Score		
108	A	UAB	69	76	
138	A	Florida	48	84	
141	A	UNC Greensboro	56	42	
141	H	UNC Greensboro	69	57	
141	N	UNC Greensboro	59	54	
142	A	North Ala.	79	63	
196	A	Furman	69	77	
196	H	Furman	59	72	
196	N	Furman	75	45	
205	H	Tennessee Tech	57	72	
207	A	Chattanooga	58	64	
207	H	Chattanooga	60	46	
221	A	Kennesaw St.	55	60	
241	A	Murray St.	84	56	
272	A	Wofford	74	58	
272	H	Wofford	63	69	
288	A	ETSU	76	60	
288	H	ETSU	68	34	
325	A	Alabama St.	83	48	
326	A	Mercer	60	54	
326	H	Mercer	72	64	
329	N	Hofstra	65	45	
342	A	Western Caro.	62	50	
342	H	Western Caro.	70	53	
342	N	Western Caro.	77	62	
Team's RPI: 152					
LAST 10 Division I					
141	N	UNC Greensboro	59	54	
196	N	Furman	75	45	
342	N	Western Caro.	77	62	
342	H	Western Caro.	70	53	
141	H	UNC Greensboro	69	57	
207	A	Chattanooga	58	64	
288	A	ETSU	76	60	
326	A	Mercer	60	54	
272	H	Wofford	63	69	
196	H	Furman	59	72	

Page 156

Average RPI Win:	252	WON-LOST	WINNING	LAST 10	STRENGTH OF	OPP. STRENGTH	TEAM	ADJ.	CONF.	ADJ CONF.
Average RPI Loss:	163	RECORD	PCT. RANK	GAMES	SCHEDULE	OF SCHEDULE	RPI	RPI	RPI	RPI
DIV. I ONLY	18- 11	102	7-3	222	325	153	153	29	29	
DIV. I NON-CONF.	5- 7	205	0	86	207	162	162	29	29	
TOTALS	RPI 1-25	RPI 26-50	W-L RECORDS	RPI 51-100	RPI 101-150	RPI 150+				
18- 11	0- 0	0- 0	OVERALL	0- 2	3- 4	15- 5				
9- 4	0- 0	0- 0	HOME	0- 1	1- 1	8- 2				
7- 6	0- 0	0- 0	AWAY	0- 0	1- 3	6- 3				
2- 1	0- 0	0- 0	NEUTRAL	0- 1	1- 0	1- 0				
5- 7	0- 0	0- 0	NON-CONFERENCE	0- 2	2- 3	3- 2				
2- 3	0- 0	0- 0	HOME	0- 1	0- 1	2- 1				
2- 3	0- 0	0- 0	AWAY	0- 0	1- 2	1- 1				
1- 1	0- 0	0- 0	NEUTRAL	0- 1	1- 0	0- 0				
13- 4	0- 0	0- 0	CONFERENCE	0- 0	1- 1	12- 3				
7- 1	0- 0	0- 0	HOME	0- 0	1- 0	6- 1				
5- 3	0- 0	0- 0	AWAY	0- 0	0- 1	5- 2				
1- 0	0- 0	0- 0	NEUTRAL	0- 0	0- 0	1- 0				

RPI 1-25			RPI 26-50			RPI 51-100			RPI 101+ Team's RPI: 153		
RPI	S	Opponent	Score	RPI	S	Opponent	Score	RPI	S	Opponent	Score
						70 N West Virginia	55 72	104 A William & Mary		56 65	
						97 H Liberty	48 67	110 H Robert Morris		62 69	
								121 N North Florida		57 54	
								124 A Richmond		69 77	
								130 A Bethune-Cookman		62 68	
								130 H Bethune-Cookman		61 51	
								137 A Hampton		77 56	
								163 A N.C. A&T		39 53	
								165 A Jacksonville		71 64	
								176 H High Point		72 58	
								194 H La Salle		52 55	
								229 A Morgan St.		55 73	
								229 H Morgan St.		64 57	
								240 A Marshall		69 75	
								263 A Howard		83 80	
								263 H Howard		69 60	
								263 N Howard		76 45	
								274 A Delaware St.		68 57	
								274 H Delaware St.		65 57	
								277 H Longwood		49 46	
								296 A N.C. Central		83 75	
								307 H UMES		68 45	
								336 A Florida A&M		69 62	
								336 H Florida A&M		59 51	
								337 A Coppin St.		85 48	
								337 H Coppin St.		55 57	
LAST 10 Division I											
						263 N Howard	76 45	336 A Florida A&M		69 62	
						229 A Morgan St.	55 73	337 H Coppin St.		55 57	
						274 A Delaware St.	68 57	229 H Morgan St.		64 57	
						263 H Howard	69 60	274 H Delaware St.		65 57	
						130 A Bethune-Cookman	62 68	296 A N.C. Central		83 75	

Non-Div I Games: Virginia-Lynchburg 123 48

Norfolk St.

■ Loss, 
 ■ Non-Conf, 
 ■ S Site, 
 ■ Home 
 ■ Away 
 N Neutral

RPI	S	Opponent	Score
350	H	South Carolina St.	76 42

N  
o  
r  
f  
o  
l  
k  
S  
t  
.

N  
o  
r  
f  
o  
l  
k  
S  
t  
.

Norfolk St.

Average RPI Win: 274		WON-LOST	WINNING	LAST 10	STRENGTH OF	OPP. STRENGTH	TEAM	ADJ.	CONF.	ADJ CONF.
Average RPI Loss: 157		RECORD	PCT. RANK	GAMES	SCHEDULE	OF SCHEDULE	RPI	RPI	RPI	RPI
DIV. I ONLY		19- 11	87	8-2	255	301	154	154	30	30
DIV. I NON-CONF.		4- 7	225	0	113	91	175	175	30	30
TOTALS		RPI 1-25	RPI 26-50		W-L RECORDS		RPI 51-100	RPI 101-150	RPI 150+	
19- 11	0- 2	0- 1		OVERALL		0- 0	2- 3	17- 5		
9- 4	0- 0	0- 0		HOME		0- 0	0- 2	9- 2		
9- 6	0- 2	0- 1		AWAY		0- 0	1- 0	8- 3		
1- 1	0- 0	0- 0		NEUTRAL		0- 0	1- 1	0- 0		
4- 7		0- 2	0- 1		NON-CONFERENCE		0- 0	1- 2	3- 2	
2- 1	0- 0	0- 0		HOME		0- 0	0- 1	2- 0		
1- 5	0- 2	0- 1		AWAY		0- 0	0- 0	1- 2		
1- 1	0- 0	0- 0		NEUTRAL		0- 0	1- 1	0- 0		
15- 4		0- 0	0- 0		CONFERENCE		0- 0	1- 1	14- 3	
7- 3	0- 0	0- 0		HOME		0- 0	0- 1	7- 2		
8- 1	0- 0	0- 0		AWAY		0- 0	1- 0	7- 1		
0- 0	0- 0	0- 0		NEUTRAL		0- 0	0- 0	0- 0		

RPI 1-25					
RPI	S	Opponent	Score		
14	A	Indiana	52	75	
24	A	Kentucky	44	67	
RPI 26-50					
RPI	S	Opponent	Score		
33	A	Old Dominion	34	85	
RPI 51-100					
RPI	S	Opponent	Score		
Team's RPI: 154					
RPI	S	Opponent	Score		
107	H	Lehigh	65	66	
110	A	Robert Morris	62	59	
110	H	Robert Morris	52	57	
124	N	Richmond	75	67	
137	N	Hampton	60	68	
171	A	Radford	75	58	
178	A	Merrimack	55	76	
178	H	Merrimack	62	53	
192	A	Towson	57	73	
276	A	Saint Francis (PA)	66	55	
276	H	Saint Francis (PA)	68	44	
278	H	Loyola Maryland	81	75	
285	A	Sacred Heart	67	58	
300	H	UMBC	71	61	
303	A	Wagner	67	52	
303	H	Wagner	78	63	
304	A	Fairleigh Dickinson	69	61	
304	H	Fairleigh Dickinson	63	66	
307	A	UMES	76	78	
319	A	St. Francis Brooklyn	67	62	
319	H	St. Francis Brooklyn	69	60	
324	A	Bryant	76	70	
324	H	Bryant	67	72	
333	A	LIU Brooklyn	77	57	
333	H	LIU Brooklyn	80	47	
333	H	LIU Brooklyn	75	57	
EAST 10 Division I					
333	H	LIU Brooklyn	80	47	
304	H	Fairleigh Dickinson	63	66	
110	H	Robert Morris	52	57	
276	A	Saint Francis (PA)	66	55	
178	H	Merrimack	62	53	
110	A	Robert Morris	62	59	
303	A	Wagner	67	52	
276	H	Saint Francis (PA)	68	44	
333	A	LIU Brooklyn	77	57	
319	A	St. Francis Brooklyn	67	62	

Non-Div I Games:	Frostburg St.	94	40
------------------	---------------	----	----

Mt. St. Mary's

Loss, Non-Conf, S Site, H Home A Away N Neutral

M  
t  
.  
S  
t  
.  
M  
a  
r  
y  
'  
s

Mt. St. Mary's  
RPI S Opponent Score

Through Games Of March 11, 2020

RPI	S	Opponent	Score
346	H	Central Conn. St.	72 64

M  
t  
.  
S  
t  
.  
M  
a  
r  
y  
'  
s

Mt. St. Mary's



Average RPI Win:	243	WON-LOST	WINNING	LAST 10	STRENGTH OF	OPP. STRENGTH	TEAM	ADJ.	CONF.	ADJ CONF.
Average RPI Loss:	65	RECORD	PCT. RANK	GAMES	SCHEDULE	OF SCHEDULE	RPI	RPI	RPI	RPI
DIV. I ONLY	15- 14	160	2-8	164	124	155	155	8	8	
DIV. I NON-CONF.	9- 2	37	0	296	305	120	120	7	7	
TOTALS	RPI 1-25	RPI 26-50	W-L RECORDS	RPI 51-100	RPI 101-150	RPI 150+				
15- 14	0- 5	0- 2	OVERALL	1- 3	2- 3	12- 1				
7- 7	0- 3	0- 1	HOME	1- 1	1- 1	5- 1				
8- 7	0- 2	0- 1	AWAY	0- 2	1- 2	7- 0				
0- 0	0- 0	0- 0	NEUTRAL	0- 0	0- 0	0- 0				
9- 2	0- 1	0- 0	NON-CONFERENCE	0- 0	1- 0	8- 1				
3- 2	0- 1	0- 0	HOME	0- 0	0- 0	3- 1				
6- 0	0- 0	0- 0	AWAY	0- 0	1- 0	5- 0				
0- 0	0- 0	0- 0	NEUTRAL	0- 0	0- 0	0- 0				
6- 12	0- 4	0- 2	CONFERENCE	1- 3	1- 3	4- 0				
4- 5	0- 2	0- 1	HOME	1- 1	1- 1	2- 0				
2- 7	0- 2	0- 1	AWAY	0- 2	0- 2	2- 0				
0- 0	0- 0	0- 0	NEUTRAL	0- 0	0- 0	0- 0				

RPI 1-25				RPI 26-50				RPI 51-100				RPI 101+ Team's RPI: 155			
RPI	S	Opponent	Score	RPI	S	Opponent	Score	RPI	S	Opponent	Score	RPI	S	Opponent	Score
8	A	Missouri St.	61 72	50	A	Bradley	50 71	67	A	UNI	50 70	103	A	Portland	78 64
8	H	Missouri St.	72 74	50	H	Bradley	47 60	67	H	UNI	70 73	105	A	Southern Ill.	41 58
18	H	DePaul	76 83					74	A	Illinois St.	85 86	105	H	Southern Ill.	51 49
25	A	Drake	52 80					74	H	Illinois St.	69 64	133	A	Valparaiso	64 66
25	H	Drake	75 83									133	H	Valparaiso	57 70
												151	H	Western Mich.	60 70
												168	H	Dartmouth	61 40
												200	A	Eastern Ill.	67 51
												204	A	UMKC	72 67
												254	H	Bowling Green	84 76
												275	A	Indiana St.	58 51
												275	H	Indiana St.	65 55
												308	H	Vermont	78 76
												330	A	Evansville	71 61
												330	H	Evansville	77 47
												332	A	Detroit Mercy	89 60
												338	A	SIUE	63 50
												349	A	Chicago St.	98 53
LAST 10 Division I															
8	A	Missouri St.	61 72	50	A	Bradley	50 71	67	A	UNI	70 73	330	H	Evansville	77 47
105	A	Southern Ill.	41 58	74	A	Illinois St.	85 86	275	H	Indiana St.	65 55	25	H	Drake	75 83
67	H	UNI	70 73	330	H	Evansville	77 47	25	A	Drake	52 80	133	H	Valparaiso	57 70

Non-Div I Games:

Loyola Chicago

■ Loss, 
 ■ Non-Conf, 
 ■ S Site, 
 ■ Home 
 ■ A Away 
 N Neutral

Binghamton

Through Games Of March 11, 2020

Average RPI Win:	272	WON-LOST	WINNING	LAST 10	STRENGTH OF	OPP. STRENGTH	TEAM	ADJ.	CONF.	ADJ CONF.
Average RPI Loss:	167	RECORD	PCT. RANK	GAMES	SCHEDULE	OF SCHEDULE	RPI	RPI	RPI	RPI
DIV. I ONLY	21- 9	60	7-3	334	289	156	156	26	26	
DIV. I NON-CONF.	10- 2	29	0	327	284	126	126	27	27	
TOTALS	RPI 1-25	RPI 26-50	W-L RECORDS	RPI 51-100	RPI 101-150	RPI 150+				
21- 9	0- 0	0- 0	OVERALL	0- 3	0- 1	21- 5				
12- 2	0- 0	0- 0	HOME	0- 1	0- 0	12- 1				
8- 6	0- 0	0- 0	AWAY	0- 2	0- 1	8- 3				
1- 1	0- 0	0- 0	NEUTRAL	0- 0	0- 0	1- 1				
10- 2	0- 0	0- 0	NON-CONFERENCE	0- 0	0- 1	10- 1				
5- 0	0- 0	0- 0	HOME	0- 0	0- 0	5- 0				
4- 1	0- 0	0- 0	AWAY	0- 0	0- 1	4- 0				
1- 1	0- 0	0- 0	NEUTRAL	0- 0	0- 0	1- 1				
11- 7	0- 0	0- 0	CONFERENCE	0- 3	0- 0	11- 4				
7- 2	0- 0	0- 0	HOME	0- 1	0- 0	7- 1				
4- 5	0- 0	0- 0	AWAY	0- 2	0- 0	4- 3				
0- 0	0- 0	0- 0	NEUTRAL	0- 0	0- 0	0- 0				


RPI 1-25			RPI 26-50			RPI 51-100			RPI 101+			Team's RPI: 156
RPI	S	Opponent	Score	RPI	S	Opponent	Score	RPI	S	Opponent	Score	
						73 A Stony Brook	54 58	118 A Miami (FL)			56 79	
						73 A Stony Brook	42 57	160 H Eastern Mich.			78 67	
						73 H Stony Brook	60 67	161 A Maine			65 75	
								161 H Maine			73 63	
								169 H Lafayette			74 64	
								174 N Austin Peay			63 80	
								190 A Cornell			59 56	
								213 A UMass Lowell			62 58	
								213 H UMass Lowell			56 66	
								265 A New Hampshire			63 53	
								265 H New Hampshire			66 64	
								265 H New Hampshire			51 42	
								273 A Siena			89 62	
								274 A Delaware St.			75 66	
								282 H Niagara			74 55	
								299 H St. Bonaventure			78 67	
								300 A UMBC			61 43	
								300 H UMBC			66 58	
								304 A Fairleigh Dickinson			60 48	
								308 A Vermont			62 65	
								308 H Vermont			76 53	
								314 A Albany (NY)			53 56	
								314 H Albany (NY)			58 42	
								331 H NJIT			75 40	
								344 N Grambling			88 67	
								345 A Hartford			78 65	
LAST 10 Division I												
						73 A Stony Brook	42 57	213 A UMass Lowell			62 58	
						265 H New Hampshire	51 42	308 H Vermont			76 53	
						265 H New Hampshire	66 64	73 A Stony Brook			54 58	
						300 H UMBC	66 58	161 A Maine			65 75	
						345 A Hartford	78 65	314 H Albany (NY)			58 42	

Non-Div I Games: Bloomsburg 70 45

Binghamton

Loss, Non-Conf, S Site, H Home A Away N Neutral

RPI S Opponent Score

RPI S Opponent Score  
345  Hartford 80 44

B  
i  
n  
g  
h  
a  
m  
t  
o  
n

B  
i  
n  
g  
h  
a  
m  
t  
o  
n

Binghamton

Average RPI Win:	287	WON-LOST	WINNING	LAST 10	STRENGTH OF	OPP. STRENGTH	TEAM	ADJ.	CONF.	ADJ CONF.
Average RPI Loss:	147	RECORD	PCT. RANK	GAMES	SCHEDULE	OF SCHEDULE	RPI	RPI	RPI	RPI
DIV. I ONLY	19- 10	78	8-2	328	332	157	157	32	32	
DIV. I NON-CONF.	2- 8	295	0	107	72	224	224	31	31	
TOTALS	RPI 1-25	RPI 26-50	W-L RECORDS	RPI 51-100	RPI 101-150	RPI 150+				
19- 10	0- 2	0- 1	OVERALL	0- 1	2- 1	17- 5				
11- 1	0- 1	0- 0	HOME	0- 0	1- 0	10- 0				
8- 9	0- 1	0- 1	AWAY	0- 1	1- 1	7- 5				
0- 0	0- 0	0- 0	NEUTRAL	0- 0	0- 0	0- 0				
2- 8	0- 2	0- 1	NON-CONFERENCE	0- 1	0- 1	2- 3				
1- 1	0- 1	0- 0	HOME	0- 0	0- 0	1- 0				
1- 7	0- 1	0- 1	AWAY	0- 1	0- 1	1- 3				
0- 0	0- 0	0- 0	NEUTRAL	0- 0	0- 0	0- 0				
17- 2	0- 0	0- 0	CONFERENCE	0- 0	2- 0	15- 2				
10- 0	0- 0	0- 0	HOME	0- 0	1- 0	9- 0				
7- 2	0- 0	0- 0	AWAY	0- 0	1- 0	6- 2				
0- 0	0- 0	0- 0	NEUTRAL	0- 0	0- 0	0- 0				

RPI	S	Opponent	Score	RPI	S	Opponent	Score	RPI	S	Opponent	Score	RPI	S	Opponent	Score	Team's RPI: 157
10	H	Mississippi St.	53 92	50	A	Bradley	69 78	74	A	Illinois St.	55 77	118	A	Miami (FL)	68 83	
14	A	Indiana	51 91									136	A	Texas Southern	72 61	
												136	H	Texas Southern	81 79	
												175	A	Tulane	46 82	
												188	H	Louisiana	65 54	
												225	A	Southern U.	72 51	
												225	H	Southern U.	60 57	
												232	A	Alabama A&M	71 75	
												232	H	Alabama A&M	67 53	
												238	A	Central Ark.	54 57	
												251	A	Southeastern La.	59 63	
												306	A	Prairie View	52 62	
												306	H	Prairie View	53 49	
												323	A	Alcorn	83 67	
												323	H	Alcorn	76 66	
												325	A	Alabama St.	76 56	
												325	H	Alabama St.	94 62	
												325	H	Alabama St.	71 53	
												328	A	Ark.-Pine Bluff	56 44	
												328	H	Ark.-Pine Bluff	68 47	
												335	A	Northwestern St.	66 49	
												344	A	Grambling	82 59	
												344	H	Grambling	61 46	
												351	A	Mississippi Val.	90 61	
												351	H	Mississippi Val.	103 53	
LAST 10 Division I																
325	H	Alabama St.	71 53	344	A	Grambling	82 59									
232	A	Alabama A&M	71 75	306	A	Prairie View	52 62									
325	A	Alabama St.	76 56	136	A	Texas Southern	72 61									
328	H	Ark.-Pine Bluff	68 47	225	H	Southern U.	60 57									
351	H	Mississippi Val.	103 53	323	H	Alcorn	76 66									

Non-Div I Games:

Jackson St.

■ Loss, 
 ■ Non-Conf, 
 ■ S Site, 
 ■ H Home 
 ■ A Away 
 N Neutral

## Gardner-Webb

Through Games Of March 11, 2020

Average RPI Win:	259	WON-LOST	WINNING	LAST 10	STRENGTH OF	OPP. STRENGTH	TEAM	ADJ.	CONF.	ADJ CONF.
Average RPI Loss:	166	RECORD	PCT. RANK	GAMES	SCHEDULE	OF SCHEDULE	RPI	RPI	RPI	RPI
DIV. I ONLY	18- 11	102	8-2	270	291	158	158	25	25	
DIV. I NON-CONF.	5- 4	140	0	250	200	171	171	28	28	
TOTALS	RPI 1-25	RPI 26-50	W-L RECORDS	RPI 51-100	RPI 101-150	RPI 150+				
18- 11	0- 0	0- 1	OVERALL	0- 2	2- 2	16- 6				
11- 3	0- 0	0- 0	HOME	0- 0	2- 0	9- 3				
7- 8	0- 0	0- 1	AWAY	0- 2	0- 2	7- 3				
0- 0	0- 0	0- 0	NEUTRAL	0- 0	0- 0	0- 0				
5- 4	0- 0	0- 1	NON-CONFERENCE	0- 2	0- 0	5- 1				
3- 1	0- 0	0- 0	HOME	0- 0	0- 0	3- 1				
2- 3	0- 0	0- 1	AWAY	0- 2	0- 0	2- 0				
0- 0	0- 0	0- 0	NEUTRAL	0- 0	0- 0	0- 0				
13- 7	0- 0	0- 0	CONFERENCE	0- 0	2- 2	11- 5				
8- 2	0- 0	0- 0	HOME	0- 0	2- 0	6- 2				
5- 5	0- 0	0- 0	AWAY	0- 0	0- 2	5- 3				
0- 0	0- 0	0- 0	NEUTRAL	0- 0	0- 0	0- 0				

RPI S	Opponent	Score	RPI S	Opponent	Score	RPI S	Opponent	Score	RPI S	Opponent	Score	Team's RPI: 158
			38 A	Virginia Tech	65 87	60 A	Charlotte	49 74	129 A	Campbell	44 48	
						64 A	Georgia	56 84	129 H	Campbell	77 69	
									137 A	Hampton	58 63	
									137 H	Hampton	70 59	
									171 A	Radford	51 65	
									171 H	Radford	73 84	
									176 A	High Point	62 46	
									176 H	High Point	70 57	
									183 H	Delaware	67 65	
									196 H	Furman	67 72	
									226 A	Appalachian St.	67 56	
									260 A	UNC Asheville	65 59	
									260 H	UNC Asheville	85 55	
									272 H	Wofford	67 53	
									277 A	Longwood	70 80	
									277 H	Longwood	73 70	
									291 A	Presbyterian	49 64	
									291 H	Presbyterian	53 56	
									293 A	Winthrop	54 49	
									293 H	Winthrop	71 59	
									317 A	USC Upstate	70 59	
									317 H	USC Upstate	63 53	
									326 A	Mercer	65 62	
									342 H	Western Caro.	88 62	
									343 A	Charleston So.	79 52	
									343 H	Charleston So.	67 45	
LAST 10 Division I												
			129 H	Campbell	77 69		176 A	High Point	62 46			
			317 A	USC Upstate	70 59		277 H	Longwood	73 70			
			260 H	UNC Asheville	85 55		137 H	Hampton	70 59			
			293 A	Winthrop	54 49		171 A	Radford	51 65			
			291 A	Presbyterian	49 64		343 H	Charleston So.	67 45			

Non-Div I Games:

Gardner-Webb

■ Loss, 
 ■ Non-Conf, 
 ■ S Site, 
 ■ Home 
 ■ A Away 
 N Neutral

Average RPI Win:	246	WON-LOST	WINNING	LAST 10	STRENGTH OF	OPP. STRENGTH	TEAM	ADJ.	CONF.	ADJ CONF.
Average RPI Loss:	174	RECORD	PCT. RANK	GAMES	SCHEDULE	OF SCHEDULE	RPI	RPI	RPI	RPI
DIV. I ONLY	16- 12	131	7-3	231	251	159	159	28	28	
DIV. I NON-CONF.	4- 8	235	0	133	96	215	215	26	26	
TOTALS	RPI 1-25	RPI 26-50	W-L RECORDS	RPI 51-100	RPI 101-150	RPI 150+				
16- 12	0- 1	0- 0	OVERALL	0- 3	1- 0	15- 8				
10- 3	0- 0	0- 0	HOME	0- 0	1- 0	9- 3				
6- 9	0- 1	0- 0	AWAY	0- 3	0- 0	6- 5				
0- 0	0- 0	0- 0	NEUTRAL	0- 0	0- 0	0- 0				
4- 8	0- 1	0- 0	NON-CONFERENCE	0- 3	1- 0	3- 4				
3- 2	0- 0	0- 0	HOME	0- 0	1- 0	2- 2				
1- 6	0- 1	0- 0	AWAY	0- 3	0- 0	1- 2				
0- 0	0- 0	0- 0	NEUTRAL	0- 0	0- 0	0- 0				
12- 4	0- 0	0- 0	CONFERENCE	0- 0	0- 0	12- 4				
7- 1	0- 0	0- 0	HOME	0- 0	0- 0	7- 1				
5- 3	0- 0	0- 0	AWAY	0- 0	0- 0	5- 3				
0- 0	0- 0	0- 0	NEUTRAL	0- 0	0- 0	0- 0				

RPI 1-25			RPI 26-50			RPI 51-100			RPI 101+ Team's RPI: 159		
RPI	S	Opponent	Score	RPI	S	Opponent	Score	RPI	S	Opponent	Score
6	A	Stanford	55 67					57	A	Montana St.	65 77
								65	A	Fresno St.	65 73
								91	A	Minnesota	67 76
								128	H	Boston U.	75 68
								164	A	Northern Ariz.	71 61
								178	A	Pepperdine	67 70
								193	H	Santa Clara	61 62
								197	H	Portland St.	70 76
								199	A	Hawaii	65 48
								199	H	Hawaii	62 49
								201	A	Saint Mary's (CA)	74 83
								215	H	San Francisco	79 67
								234	A	Cal St. Fullerton	72 61
								234	H	Cal St. Fullerton	61 71
								245	A	UC Santa Barbara	56 46
								245	H	UC Santa Barbara	66 63
								266	A	UC Irvine	68 73
								266	H	UC Irvine	65 53
								280	A	CSUN	71 58
								280	H	CSUN	61 39
								283	A	Long Beach St.	57 66
								283	H	Long Beach St.	57 55
								292	A	Cal Poly	42 36
								292	H	Cal Poly	71 58
								309	H	Sacramento St.	77 75
								312	A	UC Riverside	70 75
								312	H	UC Riverside	78 69
LAST 10 Division I											
283	A	Long Beach St.	57 66	266	H	UC Irvine	65 53				
280	A	CSUN	71 58	292	H	Cal Poly	71 58				
312	H	UC Riverside	78 69	266	A	UC Irvine	68 73				
199	A	Hawaii	65 48	234	A	Cal St. Fullerton	72 61				
234	H	Cal St. Fullerton	61 71	245	H	UC Santa Barbara	66 63				

Non-Div I Games: William Jessup 96 32

UC Davis

■ Loss, 
 ■ Non-Conf, 
 ■ S Site, 
 ■ Home 
 ■ A Away 
 N Neutral

Average RPI Win: 193		WON-LOST	WINNING	LAST 10	STRENGTH OF		OPP. STRENGTH	TEAM	ADJ.	CONF.	ADJ CONF.
Average RPI Loss: 123		RECORD	PCT. RANK	GAMES	SCHEDULE		OF SCHEDULE	RPI	RPI	RPI	RPI
DIV. I ONLY		15- 15	174	6-4	162		123	160	160	10	10
DIV. I NON-CONF.		4- 6	212	0	274		247	254	254	10	10
TOTALS		RPI 1-25	RPI 26-50		W-L RECORDS		RPI 51-100	RPI 101-150		RPI 150+	
15- 15	0- 2	0- 1		OVERALL		4- 2	2- 3		9- 7		
8- 6	0- 1	0- 1		HOME		2- 1	1- 1		5- 2		
6- 9	0- 1	0- 0		AWAY		1- 1	1- 2		4- 5		
1- 0	0- 0	0- 0		NEUTRAL		1- 0	0- 0		0- 0		
4- 6	0- 0	0- 1		NON-CONFERENCE		1- 0	0- 2		3- 3		
2- 2	0- 0	0- 1		HOME		1- 0	0- 1		1- 0		
2- 4	0- 0	0- 0		AWAY		0- 0	0- 1		2- 3		
0- 0	0- 0	0- 0		NEUTRAL		0- 0	0- 0		0- 0		
11- 9	0- 2	0- 0		CONFERENCE		3- 2	2- 1		6- 4		
6- 4	0- 1	0- 0		HOME		1- 1	1- 0		4- 2		
4- 5	0- 1	0- 0		AWAY		1- 1	1- 1		2- 2		
1- 0	0- 0	0- 0		NEUTRAL		1- 0	0- 0		0- 0		

RPI 1-25				RPI 26-50				RPI 51-100				RPI 101+			
RPI	S	Opponent	Score	RPI	S	Opponent	Score	RPI	S	Opponent	Score	RPI	S	Opponent	Score
22	A	Central Mich.	69 76	34	H	Michigan	38 57	76	A	Ball St.	54 59	102	A	Michigan St.	50 85
22	H	Central Mich.	82 89					76	H	Ball St.	61 58	105	H	Southern Ill.	54 85
								76	N	Ball St.	64 63	117	A	Buffalo	63 66
								80	H	Ohio	65 75	148	A	Toledo	77 62
								88	H	Southeast Mo. St.	69 64	148	H	Toledo	64 46
								96	A	Kent St.	74 69	151	A	Western Mich.	83 79
												151	H	Western Mich.	49 53
												156	A	Binghamton	67 78
												166	A	Wichita St.	52 63
												181	A	Northern Ill.	59 65
												181	H	Northern Ill.	76 69
												181	H	Northern Ill.	62 55
												184	A	Akron	81 88
												184	H	Akron	53 64
												231	H	Miami (OH)	80 53
												254	A	Bowling Green	70 58
												254	H	Bowling Green	78 61
												259	A	Youngstown St.	77 79
												332	A	Detroit Mercy	84 70
												339	H	Purdue Fort Wayne	64 40
												341	A	UIC	68 59
EAST 10 Division I															
				76	N	Ball St.	64 63	181	A	Northern Ill.	59 65				
				181	H	Northern Ill.	76 69	76	H	Ball St.	61 58				
				22	A	Central Mich.	69 76	184	H	Akron	53 64				
				151	H	Western Mich.	49 53	254	A	Bowling Green	70 58				
				148	H	Toledo	64 46	151	A	Western Mich.	83 79				

Non-Div I Games:	Olivet	95	38
------------------	--------	----	----

Eastern Mich.

Loss, Non-Conf, S Site, H Home A Away N Neutral

## Maine

Through Games Of March 11, 2020

Average RPI Win:	255	WON-LOST	WINNING	LAST 10	STRENGTH OF	OPP. STRENGTH	TEAM	ADJ.	CONF.	ADJ CONF.
Average RPI Loss:	120	RECORD	PCT. RANK	GAMES	SCHEDULE	OF SCHEDULE	RPI	RPI	RPI	RPI
DIV. I ONLY	17- 14	146	10-0	175	224	161	161	26	26	
DIV. I NON-CONF.	3- 10	282	0	91	32	235	235	27	27	
TOTALS	RPI 1-25	RPI 26-50	W-L RECORDS	RPI 51-100	RPI 101-150	RPI 150+				
17- 14	0- 2	0- 3	OVERALL	1- 1	1- 3	15- 5				
11- 4	0- 0	0- 0	HOME	1- 0	1- 3	9- 1				
6- 7	0- 1	0- 1	AWAY	0- 1	0- 0	6- 4				
0- 3	0- 1	0- 2	NEUTRAL	0- 0	0- 0	0- 0				
3- 10	0- 2	0- 3	NON-CONFERENCE	0- 0	1- 3	2- 2				
2- 3	0- 0	0- 0	HOME	0- 0	1- 3	1- 0				
1- 4	0- 1	0- 1	AWAY	0- 0	0- 0	1- 2				
0- 3	0- 1	0- 2	NEUTRAL	0- 0	0- 0	0- 0				
14- 4	0- 0	0- 0	CONFERENCE	1- 1	0- 0	13- 3				
9- 1	0- 0	0- 0	HOME	1- 0	0- 0	8- 1				
5- 3	0- 0	0- 0	AWAY	0- 1	0- 0	5- 2				
0- 0	0- 0	0- 0	NEUTRAL	0- 0	0- 0	0- 0				

RPI	S	Opponent	Score	RPI	S	Opponent	Score	RPI	S	Opponent	Score	RPI	S	Opponent	Score	Team's RPI: 161
16	A	NC State	34 62	39	A	Drexel	57 70	73	A	Stony Brook	69 73	113	H	Green Bay	61 60	
25	N	Drake	62 94	40	N	Arizona St.	31 57	73	H	Stony Brook	64 62	120	H	Harvard	40 69	
				41	N	Dayton	49 78					128	H	Boston U.	49 62	
												144	H	Northeastern	58 66	
												156	A	Binghamton	63 73	
												156	H	Binghamton	75 65	
												168	A	Dartmouth	41 57	
												183	A	Delaware	69 56	
												213	A	UMass Lowell	57 66	
												213	H	UMass Lowell	67 54	
												213	H	UMass Lowell	77 53	
												223	A	Brown	70 76	
												265	A	New Hampshire	71 62	
												265	H	New Hampshire	67 50	
												300	A	UMBC	66 54	
												300	H	UMBC	54 74	
												308	A	Vermont	65 47	
												308	H	Vermont	70 59	
												308	H	Vermont	78 66	
												314	A	Albany (NY)	65 44	
												314	H	Albany (NY)	60 49	
												320	H	Navy	46 41	
												345	A	Hartford	69 52	
												345	H	Hartford	87 73	
LAST 10 Division I																
213	H	UMass Lowell	67 54	314	A	Albany (NY)	65 44									
308	H	Vermont	78 66	213	H	UMass Lowell	77 53									
300	A	UMBC	66 54	156	H	Binghamton	75 65									
265	A	New Hampshire	71 62	308	H	Vermont	70 59									
73	H	Stony Brook	64 62	345	A	Hartford	69 52									

Non-Div I Games: Husson 104 43

Maine

Loss, Non-Conf, S Site, H Home A Away N Neutral



Average RPI Win:	248	WON-LOST	WINNING	LAST 10	STRENGTH OF	OPP. STRENGTH	TEAM	ADJ.	CONF.	ADJ CONF.
Average RPI Loss:	126	RECORD	PCT. RANK	GAMES	SCHEDULE	OF SCHEDULE	RPI	RPI	RPI	RPI
DIV. I ONLY	15- 13	152	6-4	167	239	162	162	18	18	
DIV. I NON-CONF.	3- 4	201	0	26	302	109	109	17	17	
TOTALS	RPI 1-25	RPI 26-50	W-L RECORDS	RPI 51-100	RPI 101-150	RPI 150+				
15- 13	0- 0	0- 2	OVERALL	1- 4	0- 0	14- 7				
8- 5	0- 0	0- 1	HOME	1- 2	0- 0	7- 2				
7- 6	0- 0	0- 1	AWAY	0- 2	0- 0	7- 3				
0- 2	0- 0	0- 0	NEUTRAL	0- 0	0- 0	0- 2				
3- 4	0- 0	0- 2	NON-CONFERENCE	0- 1	0- 0	3- 1				
1- 2	0- 0	0- 1	HOME	0- 1	0- 0	1- 0				
2- 1	0- 0	0- 1	AWAY	0- 0	0- 0	2- 0				
0- 1	0- 0	0- 0	NEUTRAL	0- 0	0- 0	0- 1				
12- 9	0- 0	0- 0	CONFERENCE	1- 3	0- 0	11- 6				
7- 3	0- 0	0- 0	HOME	1- 1	0- 0	6- 2				
5- 5	0- 0	0- 0	AWAY	0- 2	0- 0	5- 3				
0- 1	0- 0	0- 0	NEUTRAL	0- 0	0- 0	0- 1				

RPI S	Opponent	Score	RPI S	Opponent	Score	RPI S	Opponent	Score	RPI S	Opponent	Score	Team's RPI: 162
26	A South Dakota	64 96	57	A Montana St.	78 92	164	A Northern Ariz.	79 71				
29	H Arizona	42 77	57	H Montana St.	61 66	164	H Northern Ariz.	70 57				
			65	H Fresno St.	63 76	164	N Northern Ariz.	65 68				
			99	A Idaho	51 52	170	A Idaho St.	59 72				
			99	H Idaho	69 60	170	H Idaho St.	53 67				
						189	A Southern Utah	81 84				
						189	H Southern Utah	81 74				
						193	N Santa Clara	58 68				
						197	A Portland St.	65 78				
						197	H Portland St.	62 55				
						224	A Northern Colo.	70 55				
						224	H Northern Colo.	58 67				
						234	A Cal St. Fullerton	71 69				
						246	H Grand Canyon	72 67				
						302	A Utah Valley	63 52				
						309	A Sacramento St.	64 60				
						309	H Sacramento St.	90 45				
						315	A Eastern Wash.	77 56				
						315	H Eastern Wash.	92 54				
						327	A Weber St.	78 46				
						327	H Weber St.	85 57				
LAST 10 Division I												
164	N Northern Ariz.	65 68	57	A Montana St.	78 92							
189	A Southern Utah	81 84	170	A Idaho St.	59 72							
224	A Northern Colo.	70 55	327	A Weber St.	78 46							
309	H Sacramento St.	90 45	99	H Idaho	69 60							
164	H Northern Ariz.	70 57	315	A Eastern Wash.	77 56							

Non-Div I Games: Mont. St.-Northern 98 45 Mont. St. Billings 70 53

Montana

Loss, Non-Conf, S Site, H Home A Away N Neutral

RPI 1-25					
RPI	S	Opponent	Score		
16	A	NC State	44	80	
RPI 26-50					
RPI	S	Opponent	Score		
RPI 51-100					
RPI	S	Opponent	Score		
64	A	Georgia	54	72	
89	A	VCU	69	58	
RPI 101+					
RPI	S	Opponent	Score		
118	N	Miami (FL)	67	68	
130	A	Bethune-Cookman	50	70	
130	H	Bethune-Cookman	58	69	
141	H	UNC Greensboro	57	48	
153	H	Norfolk St.	53	39	
184	A	Akron	52	64	
222	A	Clemson	82	74	
229	A	Morgan St.	38	42	
253	N	Arkansas St.	55	50	
263	H	Howard	60	55	
274	A	Delaware St.	69	45	
274	H	Delaware St.	58	53	
286	A	Morehead St.	74	56	
288	H	ETSU	80	69	
296	A	N.C. Central	52	65	
296	H	N.C. Central	80	86	
307	A	UMES	67	31	
307	H	UMES	72	57	
336	A	Florida A&M	66	49	
336	H	Florida A&M	71	44	
337	A	Coppin St.	84	38	
350	A	South Carolina St.	63	47	
350	H	South Carolina St.	66	55	
LAST 10 Division I					
296	A	N.C. Central	52	65	
350	A	South Carolina St.	63	47	
307	H	UMES	72	57	
263	H	Howard	60	55	
296	H	N.C. Central	80	86	
336	A	Florida A&M	66	49	
130	A	Bethune-Cookman	50	70	
350	H	South Carolina St.	66	55	
153	H	Norfolk St.	53	39	
274	H	Delaware St.	58	53	

N.C. A&T

Page 170

Average RPI Win:	239	WON-LOST	WINNING	LAST 10	STRENGTH OF	OPP. STRENGTH	TEAM	ADJ.	CONF.	ADJ CONF.
Average RPI Loss:	137	RECORD	PCT. RANK	GAMES	SCHEDULE	OF SCHEDULE	RPI	RPI	RPI	RPI
DIV. I ONLY	16- 15	167	5-5	178	227	164	164	18	18	
DIV. I NON-CONF.	3- 6	235	0	98	267	187	187	17	17	
TOTALS	RPI 1-25	RPI 26-50	W-L RECORDS	RPI 51-100	RPI 101-150	RPI 150+				
16- 15	0- 1	0- 0	OVERALL	2- 5	1- 0	13- 9				
7- 5	0- 0	0- 0	HOME	1- 1	0- 0	6- 4				
7- 8	0- 0	0- 0	AWAY	1- 3	0- 0	6- 5				
2- 2	0- 1	0- 0	NEUTRAL	0- 1	1- 0	1- 0				
3- 6	0- 1	0- 0	NON-CONFERENCE	0- 2	1- 0	2- 3				
1- 1	0- 0	0- 0	HOME	0- 0	0- 0	1- 1				
1- 4	0- 0	0- 0	AWAY	0- 2	0- 0	1- 2				
1- 1	0- 1	0- 0	NEUTRAL	0- 0	1- 0	0- 0				
13- 9	0- 0	0- 0	CONFERENCE	2- 3	0- 0	11- 6				
6- 4	0- 0	0- 0	HOME	1- 1	0- 0	5- 3				
6- 4	0- 0	0- 0	AWAY	1- 1	0- 0	5- 3				
1- 1	0- 0	0- 0	NEUTRAL	0- 1	0- 0	1- 0				

RPI S	Opponent	Score	RPI S	Opponent	Score	RPI S	Opponent	Score	RPI S	Opponent	Score	Team's RPI: 164
20 N	Oregon St.	57 91				53 A	Rice	57 71	146 N	San Jose St.	67 64	
						57 A	Montana St.	71 73	159 H	UC Davis	61 71	
						57 H	Montana St.	64 72	162 A	Montana	57 70	
						57 N	Montana St.	71 76	162 H	Montana	71 79	
						65 A	Fresno St.	66 83	162 N	Montana	68 65	
						99 A	Idaho	71 70	170 A	Idaho St.	70 59	
						99 H	Idaho	70 67	170 H	Idaho St.	76 79	
									189 A	Southern Utah	64 82	
									189 H	Southern Utah	84 76	
									197 A	Portland St.	54 66	
									197 H	Portland St.	63 68	
									224 A	Northern Colo.	71 60	
									224 H	Northern Colo.	72 45	
									230 A	New Mexico	76 83	
									284 A	California Baptist	79 98	
									297 H	Seattle U	88 80	
									309 A	Sacramento St.	85 65	
									309 H	Sacramento St.	114 107	
									315 A	Eastern Wash.	70 62	
									315 H	Eastern Wash.	63 58	
									318 A	Houston Baptist	79 62	
									327 A	Weber St.	88 82	
									327 H	Weber St.	92 61	
LAST 10 Division I												
						57 N	Montana St.	71 76	315 H	Eastern Wash.	63 58	
						162 N	Montana	68 65	99 H	Idaho	70 67	
						197 H	Portland St.	63 68	189 A	Southern Utah	64 82	
						57 A	Montana St.	71 73	224 A	Northern Colo.	71 60	
						162 A	Montana	57 70	327 H	Weber St.	92 61	

Non-Div I Games:

Northern Ariz.

■ Loss, 
 ■ Non-Conf, S Site, 
 ■ Home 
 ■ Away 
 N Neutral

# Jacksonville

Through Games Of March 11, 2020

Average RPI Win:	257	WON-LOST	WINNING	LAST 10	STRENGTH OF	OPP. STRENGTH	TEAM	ADJ.	CONF.	ADJ CONF.
Average RPI Loss:	94	RECORD	PCT. RANK	GAMES	SCHEDULE	OF SCHEDULE	RPI	RPI	RPI	RPI
DIV. I ONLY	16- 12	131	6-4	232	172	165	165	15	15	
DIV. I NON-CONF.	6- 5	151	0	249	279	183	183	14	14	
TOTALS	RPI 1-25	RPI 26-50	W-L RECORDS	RPI 51-100	RPI 101-150	RPI 150+				
16- 12	0- 0	0- 3	OVERALL	0- 4	2- 4	14- 1				
8- 6	0- 0	0- 1	HOME	0- 1	1- 3	7- 1				
8- 6	0- 0	0- 2	AWAY	0- 3	1- 1	7- 0				
0- 0	0- 0	0- 0	NEUTRAL	0- 0	0- 0	0- 0				
6- 5	0- 0	0- 1	NON-CONFERENCE	0- 2	0- 1	6- 1				
3- 2	0- 0	0- 0	HOME	0- 0	0- 1	3- 1				
3- 3	0- 0	0- 1	AWAY	0- 2	0- 0	3- 0				
0- 0	0- 0	0- 0	NEUTRAL	0- 0	0- 0	0- 0				
10- 7	0- 0	0- 2	CONFERENCE	0- 2	2- 3	8- 0				
5- 4	0- 0	0- 1	HOME	0- 1	1- 2	4- 0				
5- 3	0- 0	0- 1	AWAY	0- 1	1- 1	4- 0				
0- 0	0- 0	0- 0	NEUTRAL	0- 0	0- 0	0- 0				

RPI S	Opponent	Score	RPI S	Opponent	Score	RPI S	Opponent	Score	RPI S	Opponent	Score	Team's RPI: 165
32	A Florida St.	41 75	69	A South Fla.	39 70	121	A North Florida	69 60				
36	A FGCU	64 77	95	A Colorado	44 66	121	H North Florida	64 70				
36	H FGCU	68 81	97	A Liberty	76 85	121	H North Florida	67 77				
			97	H Liberty	59 65	130	H Bethune-Cookman	52 53				
						142	A North Ala.	65 76				
						142	H North Ala.	67 56				
						153	H Norfolk St.	64 71				
						221	A Kennesaw St.	93 83				
						221	H Kennesaw St.	88 81				
						227	A Stetson	71 57				
						227	H Stetson	57 52				
						247	A Lipscomb	73 64				
						247	H Lipscomb	76 53				
						250	A Jacksonville St.	55 40				
						255	H Nicholls St.	72 55				
						310	H FIU	77 52				
						317	H USC Upstate	87 43				
						326	A Mercer	87 83				
						331	A NJIT	66 54				
						331	H NJIT	88 67				
						336	A Florida A&M	88 54				
LAST 10 Division I												
121	H North Florida	67 77	121	A North Florida	69 60							
36	A FGCU	64 77	97	H Liberty	59 65							
227	A Stetson	71 57	331	A NJIT	66 54							
247	H Lipscomb	76 53	36	H FGCU	68 81							
221	H Kennesaw St.	88 81	142	H North Ala.	67 56							

Non-Div I Games: Thomas (GA) 94 36 Johnson (FL) 114 35

Jacksonville

Loss, Non-Conf, S Site, H Home A Away N Neutral

Average RPI Win:	212	WON-LOST	WINNING	LAST 10	STRENGTH OF	OPP. STRENGTH	TEAM	ADJ.	CONF.	ADJ CONF.
Average RPI Loss:	108	RECORD	PCT. RANK	GAMES	SCHEDULE	OF SCHEDULE	RPI	RPI	RPI	RPI
DIV. I ONLY	16- 15	167	5-5	182	92	166	166	9	9	
DIV. I NON-CONF.	8- 5	117	0	161	160	128	128	9	9	
TOTALS	RPI 1-25	RPI 26-50	W-L RECORDS	RPI 51-100	RPI 101-150	RPI 150+				
16- 15	0- 2	0- 3	OVERALL	2- 4	2- 0	12- 6				
9- 6	0- 0	0- 0	HOME	1- 3	1- 0	7- 3				
5- 7	0- 2	0- 1	AWAY	0- 1	1- 0	4- 3				
2- 2	0- 0	0- 2	NEUTRAL	1- 0	0- 0	1- 0				
8- 5	0- 1	0- 1	NON-CONFERENCE	2- 2	0- 0	6- 1				
6- 1	0- 0	0- 0	HOME	1- 1	0- 0	5- 0				
1- 3	0- 1	0- 0	AWAY	0- 1	0- 0	1- 1				
1- 1	0- 0	0- 1	NEUTRAL	1- 0	0- 0	0- 0				
8- 10	0- 1	0- 2	CONFERENCE	0- 2	2- 0	6- 5				
3- 5	0- 0	0- 0	HOME	0- 2	1- 0	2- 3				
4- 4	0- 1	0- 1	AWAY	0- 0	1- 0	3- 2				
1- 1	0- 0	0- 1	NEUTRAL	0- 0	0- 0	1- 0				

RPI	S	Opponent	Score	RPI	S	Opponent	Score	RPI	S	Opponent	Score	RPI	S	Opponent	Score	Team's RPI: 166
4	A	UConn	55 83	37	A	UCF	50 95	51	A	Creighton	46 56	116	A	Temple	85 75	
8	A	Missouri St.	55 68	37	N	UCF	32 65	57	N	Montana St.	66 64	116	H	Temple	72 70	
				38	N	Virginia Tech	63 84	61	H	Cincinnati	54 75	160	H	Eastern Mich.	63 52	
								67	H	UNI	50 61	175	A	Tulane	69 68	
								69	H	South Fla.	50 56	175	H	Tulane	56 61	
								92	H	Oklahoma	88 83	195	H	Memphis	60 69	
												198	A	Oral Roberts	66 79	
												214	A	Houston	56 64	
												214	N	Houston	72 64	
												225	H	Southern U.	69 63	
												233	A	SMU	44 64	
												233	H	SMU	67 72	
												242	A	East Carolina	61 53	
												242	H	East Carolina	57 55	
												248	A	Louisiana Tech	88 80	
												258	A	Tulsa	70 61	
												258	H	Tulsa	57 46	
												318	H	Houston Baptist	59 42	
												328	H	Ark.-Pine Bluff	100 50	
												344	H	Grambling	77 65	
LAST 10 Division I																
				37	N	UCF	32 65	233	H	SMU	67 72					
				214	N	Houston	72 64	175	A	Tulane	69 68					
				37	A	UCF	50 95	195	H	Memphis	60 69					
				61	H	Cincinnati	54 75	116	A	Temple	85 75					
				258	A	Tulsa	70 61	242	H	East Carolina	57 55					

Non-Div I Games:

Wichita St.

■ Loss, 
■ Non-Conf, 
■ S Site, 
■ H Home 
■ A Away 
N Neutral

## Wyoming

RPI 1-25				RPI 26-50				RPI 51-100				RPI 101+				Team's RPI: 167	
RPI	S	Opponent	Score	RPI	S	Opponent	Score	RPI	S	Opponent	Score	RPI	S	Opponent	Score		
12	H	Gonzaga	54 65					65	A	Fresno St.	59 89	146	H	San Jose St.	80 45		
								65	H	Fresno St.	64 55	201	H	Saint Mary's (CA)	69 67		
								71	A	South Dakota St.	40 67	218	A	UNLV	53 65		
								83	A	Boise St.	48 67	224	H	Northern Colo.	44 46		
								83	H	Boise St.	73 68	230	A	New Mexico	73 66		
								83	N	Boise St.	71 79	230	H	New Mexico	71 74		
								95	H	Colorado	56 66	236	A	Nevada	84 79		
												236	H	Nevada	83 59		
												243	A	Denver	57 71		
												244	A	San Diego St.	60 67		
												244	H	San Diego St.	81 67		
												257	A	North Dakota St.	66 57		
												271	A	Air Force	65 63		
												271	H	Air Force	68 52		
												279	A	Utah St.	65 54		
												279	H	Utah St.	64 45		
												279	N	Utah St.	64 59		
												294	A	Colorado St.	43 40		
												294	H	Colorado St.	49 56		
												351	H	Mississippi Val.	95 22		
LAST 10 Division I																	
				83	N	Boise St.	71 79	279	H	Utah St.	64 45						
				279	N	Utah St.	64 59	294	A	Colorado St.	43 40						
				65	H	Fresno St.	64 55	230	H	New Mexico	71 74						
				236	A	Nevada	84 79	83	A	Boise St.	48 67						
				271	H	Air Force	68 52	146	H	San Jose St.	80 45						

Wyoming

Average RPI Win:	208	WON-LOST	WINNING	LAST 10	STRENGTH OF	OPP. STRENGTH	TEAM	ADJ.	CONF.	ADJ CONF.
Average RPI Loss:	114	RECORD	PCT. RANK	GAMES	SCHEDULE	OF SCHEDULE	RPI	RPI	RPI	RPI
DIV. I ONLY	10- 17	255	3-7	56	150	168	168	7	7	
DIV. I NON-CONF.	6- 7	182	0	142	289	156	156	8	8	
TOTALS	RPI 1-25	RPI 26-50	W-L RECORDS	RPI 51-100	RPI 101-150	RPI 150+				
10- 17	0- 3	0- 0	OVERALL	0- 4	1- 5	9- 5				
6- 6	0- 1	0- 0	HOME	0- 2	1- 1	5- 2				
4- 11	0- 2	0- 0	AWAY	0- 2	0- 4	4- 3				
0- 0	0- 0	0- 0	NEUTRAL	0- 0	0- 0	0- 0				
6- 7	0- 1	0- 0	NON-CONFERENCE	0- 0	0- 2	6- 4				
4- 1	0- 0	0- 0	HOME	0- 0	0- 0	4- 1				
2- 6	0- 1	0- 0	AWAY	0- 0	0- 2	2- 3				
0- 0	0- 0	0- 0	NEUTRAL	0- 0	0- 0	0- 0				
4- 10	0- 2	0- 0	CONFERENCE	0- 4	1- 3	3- 1				
2- 5	0- 1	0- 0	HOME	0- 2	1- 1	1- 1				
2- 5	0- 1	0- 0	AWAY	0- 2	0- 2	2- 0				
0- 0	0- 0	0- 0	NEUTRAL	0- 0	0- 0	0- 0				

RPI	S	Opponent	Score	RPI	S	Opponent	Score	RPI	S	Opponent	Score	RPI	S	Opponent	Score	Team's RPI: 168
9	A	Princeton	55 87					52	A	Yale	42 60	117	A	Buffalo	49 73	
9	H	Princeton	34 66					52	H	Yale	47 67	119	A	Columbia	63 73	
11	A	Northwestern	37 79					56	A	Penn	31 67	119	H	Columbia	50 62	
								56	H	Penn	33 66	120	A	Harvard	49 64	
												120	H	Harvard	63 62	
												128	A	Boston U.	56 74	
												155	A	Loyola Chicago	40 61	
												161	H	Maine	57 41	
												178	H	Merrimack	57 52	
												186	A	Manhattan	58 70	
												190	A	Cornell	67 65	
												190	H	Cornell	82 79	
												213	A	UMass Lowell	62 51	
												223	A	Brown	72 58	
												223	H	Brown	71 83	
												228	A	Fairfield	52 51	
												249	H	Texas St.	51 61	
												265	H	New Hampshire	66 47	
												278	A	Loyola Maryland	56 72	
												308	H	Vermont	72 55	
LAST 10 Division I																
223	A	Brown	72 58	56	A	Penn	31 67									
52	A	Yale	42 60	190	A	Cornell	67 65									
119	H	Columbia	50 62	119	A	Columbia	63 73									
190	H	Cornell	82 79	52	H	Yale	47 67									
9	A	Princeton	55 87	223	H	Brown	71 83									

Non-Div I Games:

Dartmouth

■ Loss, 
■ Non-Conf, 
■ S Site, 
■ H Home 
■ A Away 
N Neutral

Lafayette

Through Games Of March 11, 2020

Average RPI Win:	242	WON-LOST	WINNING	LAST 10	STRENGTH OF	OPP. STRENGTH	TEAM	ADJ.	CONF.	ADJ CONF.
Average RPI Loss:	130	RECORD	PCT. RANK	GAMES	SCHEDULE	OF SCHEDULE	RPI	RPI	RPI	RPI
DIV. I ONLY	15- 14	160	5-5	176	217	169	169	16	16	
DIV. I NON-CONF.	4- 6	212	0	234	325	259	259	15	15	
TOTALS	RPI 1-25	RPI 26-50	W-L RECORDS	RPI 51-100	RPI 101-150	RPI 150+				
15- 14	0- 0	0- 2	OVERALL	0- 2	3- 7	12- 3				
10- 4	0- 0	0- 1	HOME	0- 0	3- 2	7- 1				
5- 10	0- 0	0- 1	AWAY	0- 2	0- 5	5- 2				
0- 0	0- 0	0- 0	NEUTRAL	0- 0	0- 0	0- 0				
4- 6	0- 0	0- 0	NON-CONFERENCE	0- 2	0- 1	4- 3				
3- 2	0- 0	0- 0	HOME	0- 0	0- 1	3- 1				
1- 4	0- 0	0- 0	AWAY	0- 2	0- 0	1- 2				
0- 0	0- 0	0- 0	NEUTRAL	0- 0	0- 0	0- 0				
11- 8	0- 0	0- 2	CONFERENCE	0- 0	3- 6	8- 0				
7- 2	0- 0	0- 1	HOME	0- 0	3- 1	4- 0				
4- 6	0- 0	0- 1	AWAY	0- 0	0- 5	4- 0				
0- 0	0- 0	0- 0	NEUTRAL	0- 0	0- 0	0- 0				

RPI 1-25			RPI 26-50			RPI 51-100			RPI 101+			Team's RPI: 169
RPI	S	Opponent	Score	RPI	S	Opponent	Score	RPI	S	Opponent	Score	
				49	A	Bucknell	36 50	58	A	St. John's (NY)	44 76	
				49	H	Bucknell	47 57	63	A	Seton Hall	50 74	
LAST 10 Division I												
122	A	Holy Cross	33 52	128	A	Boston U.	40 47	304	H	Fairleigh Dickinson	61 29	
49	H	Bucknell	47 57	122	H	Holy Cross	49 57	314	A	Albany (NY)	54 47	
320	A	Navy	62 59	268	H	Army West Point	67 58	320	A	Navy	62 59	
203	H	American	55 48	107	A	Lehigh	66 73	320	H	Navy	79 52	
278	A	Loyola Maryland	76 65	203	A	American	67 52	333	H	LIU Brooklyn	65 60	

Non-Div I Games:

Lafayette

Loss, Non-Conf, S Site, H Home A Away N Neutral



Average RPI Win:	251	WON-LOST	WINNING	LAST 10	STRENGTH OF	OPP. STRENGTH	TEAM	ADJ.	CONF.	ADJ CONF.
Average RPI Loss:	128	RECORD	PCT. RANK	GAMES	SCHEDULE	OF SCHEDULE	RPI	RPI	RPI	RPI
DIV. I ONLY	16- 13	142	7-3	235	192	170	170	18	18	
DIV. I NON-CONF.	2- 5	259	0	256	71	263	263	17	17	
TOTALS	RPI 1-25	RPI 26-50	W-L RECORDS	RPI 51-100	RPI 101-150	RPI 150+				
16- 13	0- 0	0- 2	OVERALL	0- 6	0- 0	16- 5				
7- 5	0- 0	0- 0	HOME	0- 2	0- 0	7- 3				
8- 7	0- 0	0- 2	AWAY	0- 3	0- 0	8- 2				
1- 1	0- 0	0- 0	NEUTRAL	0- 1	0- 0	1- 0				
2- 5	0- 0	0- 2	NON-CONFERENCE	0- 1	0- 0	2- 2				
1- 1	0- 0	0- 0	HOME	0- 0	0- 0	1- 1				
1- 4	0- 0	0- 2	AWAY	0- 1	0- 0	1- 1				
0- 0	0- 0	0- 0	NEUTRAL	0- 0	0- 0	0- 0				
14- 8	0- 0	0- 0	CONFERENCE	0- 5	0- 0	14- 3				
6- 4	0- 0	0- 0	HOME	0- 2	0- 0	6- 2				
7- 3	0- 0	0- 0	AWAY	0- 2	0- 0	7- 1				
1- 1	0- 0	0- 0	NEUTRAL	0- 1	0- 0	1- 0				

RPI 1-25				RPI 26-50				RPI 51-100				RPI 101+				Team's RPI: 170	
RPI	S	Opponent	Score	RPI	S	Opponent	Score	RPI	S	Opponent	Score	RPI	S	Opponent	Score		
				27	A	Duke	66 85	57	A	Montana St.	59 67	162	A	Montana	67 53		
				40	A	Arizona St.	69 74	57	H	Montana St.	55 74	162	H	Montana	72 59		
								68	A	Oklahoma St.	52 70	164	A	Northern Ariz.	79 76		
								99	A	Idaho	56 62	164	H	Northern Ariz.	59 70		
								99	H	Idaho	50 61	189	A	Southern Utah	65 72		
								99	N	Idaho	51 66	189	H	Southern Utah	73 54		
												189	N	Southern Utah	70 63		
												197	A	Portland St.	68 63		
												197	H	Portland St.	64 69		
												224	A	Northern Colo.	71 55		
												224	H	Northern Colo.	59 39		
												279	A	Utah St.	61 69		
												284	H	California Baptist	68 74		
												297	H	Seattle U	73 48		
												302	A	Utah Valley	88 61		
												309	A	Sacramento St.	75 51		
												309	H	Sacramento St.	80 62		
												315	A	Eastern Wash.	67 47		
												315	H	Eastern Wash.	77 49		
												327	A	Weber St.	65 54		
												327	H	Weber St.	55 41		
LAST 10 Division I																	
				99	N	Idaho	51 66	224	A	Northern Colo.	71 55						
				189	N	Southern Utah	70 63	327	H	Weber St.	55 41						
				99	H	Idaho	50 61	162	H	Montana	72 59						
				315	H	Eastern Wash.	77 49	57	H	Montana St.	55 74						
				197	A	Portland St.	68 63	309	A	Sacramento St.	75 51						

Non-Div I Games: Arizona Christian 93 36 Montana Tech 83 57

Idaho St.

Loss, Non-Conf, S Site, H Home A Away N Neutral

Average RPI Win: <b>266</b>	WON-LOST	WINNING	LAST 10	STRENGTH OF	OPP. STRENGTH	TEAM	ADJ.	CONF.	ADJ CONF.
Average RPI Loss: <b>151</b>	RECORD	PCT. RANK	GAMES	SCHEDULE	OF SCHEDULE	RPI	RPI	RPI	RPI
DIV. I ONLY	<b>17- 12</b>	<b>125</b>	<b>9-1</b>	<b>266</b>	<b>264</b>	<b>171</b>	<b>171</b>	<b>25</b>	<b>25</b>
DIV. I NON-CONF.	<b>2- 7</b>	<b>288</b>	<b>0</b>	<b>278</b>	<b>64</b>	<b>279</b>	<b>279</b>	<b>28</b>	<b>28</b>
TOTALS	RPI 1-25	RPI 26-50	W-L RECORDS	RPI 51-100	RPI 101-150	RPI 150+			
17- 12	0- 1	0- 0	OVERALL	0- 2	2- 3	15- 6			
7- 5	0- 0	0- 0	HOME	0- 0	1- 1	6- 4			
10- 7	0- 1	0- 0	AWAY	0- 2	1- 2	9- 2			
0- 0	0- 0	0- 0	NEUTRAL	0- 0	0- 0	0- 0			
2- 7	0- 1	0- 0	NON-CONFERENCE	0- 2	0- 1	2- 3			
0- 2	0- 0	0- 0	HOME	0- 0	0- 0	0- 2			
2- 5	0- 1	0- 0	AWAY	0- 2	0- 1	2- 1			
0- 0	0- 0	0- 0	NEUTRAL	0- 0	0- 0	0- 0			
15- 5	0- 0	0- 0	CONFERENCE	0- 0	2- 2	13- 3			
7- 3	0- 0	0- 0	HOME	0- 0	1- 1	6- 2			
8- 2	0- 0	0- 0	AWAY	0- 0	1- 1	7- 1			
0- 0	0- 0	0- 0	NEUTRAL	0- 0	0- 0	0- 0			

RPI 1-25				RPI 26-50				RPI 51-100				RPI 101+ Team's RPI: 171			
RPI	S	Opponent	Score	RPI	S	Opponent	Score	RPI	S	Opponent	Score	RPI	S	Opponent	Score
17	A	Ohio St.	57 <b>70</b>					70	A	West Virginia	37 <b>74</b>	127	A	Vanderbilt	46 <b>80</b>
								72	A	Alabama	51 <b>85</b>	129	A	Campbell	48 42
												129	H	Campbell	32 <b>43</b>
												137	A	Hampton	48 <b>51</b>
												137	H	Hampton	70 63
												154	H	Mt. St. Mary's	58 <b>75</b>
												158	A	Gardner-Webb	84 73
												158	H	Gardner-Webb	65 51
												176	A	High Point	58 <b>68</b>
												176	H	High Point	63 <b>64</b>
												203	H	American	55 <b>59</b>
												260	A	UNC Asheville	73 66
												260	H	UNC Asheville	50 <b>63</b>
												277	A	Longwood	62 61
												277	H	Longwood	88 76
												286	A	Morehead St.	62 <b>73</b>
												288	A	ETSU	67 43
												291	A	Presbyterian	65 39
												291	H	Presbyterian	54 42
												293	A	Winthrop	56 50
												293	H	Winthrop	54 53
												317	A	USC Upstate	57 41
												317	H	USC Upstate	78 57
												343	A	Charleston So.	64 40
												343	H	Charleston So.	72 35
												350	A	South Carolina St.	60 45
LAST 10 Division I															
				137	H	Hampton	70 63					277	H	Longwood	88 76
				260	A	UNC Asheville	73 66					129	A	Campbell	48 42
				293	A	Winthrop	56 50					343	A	Charleston So.	64 40
				317	H	USC Upstate	78 57					158	H	Gardner-Webb	65 51
				176	H	High Point	63 <b>64</b>					291	A	Presbyterian	65 39

Non-Div I Games:

Radford

■ Loss, 
■ Non-Conf, S Site, 
■ Home 
■ Away 
N Neutral

Average RPI Win:	259	WON-LOST	WINNING	LAST 10	STRENGTH OF	OPP. STRENGTH	TEAM	ADJ.	CONF.	ADJ CONF.
Average RPI Loss:	131	RECORD	PCT. RANK	GAMES	SCHEDULE	OF SCHEDULE	RPI	RPI	RPI	RPI
DIV. I ONLY	18- 12	116	7-3	258	233	172	172	22	22	
DIV. I NON-CONF.	4- 6	212	0	214	68	195	195	22	22	
TOTALS	RPI 1-25	RPI 26-50	W-L RECORDS	RPI 51-100	RPI 101-150	RPI 150+				
18- 12	0- 0	0- 2	OVERALL	0- 3	1- 3	17- 4				
8- 5	0- 0	0- 0	HOME	0- 2	0- 1	8- 2				
9- 5	0- 0	0- 2	AWAY	0- 1	1- 1	8- 1				
1- 2	0- 0	0- 0	NEUTRAL	0- 0	0- 1	1- 1				
4- 6	0- 0	0- 2	NON-CONFERENCE	0- 1	0- 2	4- 1				
1- 1	0- 0	0- 0	HOME	0- 1	0- 0	1- 0				
2- 3	0- 0	0- 2	AWAY	0- 0	0- 1	2- 0				
1- 2	0- 0	0- 0	NEUTRAL	0- 0	0- 1	1- 1				
14- 6	0- 0	0- 0	CONFERENCE	0- 2	1- 1	13- 3				
7- 4	0- 0	0- 0	HOME	0- 1	0- 1	7- 2				
7- 2	0- 0	0- 0	AWAY	0- 1	1- 0	6- 1				
0- 0	0- 0	0- 0	NEUTRAL	0- 0	0- 0	0- 0				

RPI S	Opponent	Score	RPI S	Opponent	Score	RPI S	Opponent	Score	RPI S	Opponent	Score	Team's RPI: 172
37	A UCF	53 69	59	A IUPUI	60 80	112	A UT Arlington	62 68				
42	A Iowa St.	71 79	59	H IUPUI	58 62	113	A Green Bay	70 58				
			85	H Abilene Christian	64 83	113	H Green Bay	59 68				
						132	N Kansas	63 74				
						185	A Northern Ky.	63 55				
						185	H Northern Ky.	79 69				
						190	A Cleveland St.	75 73				
						190	H Cleveland St.	78 62				
						190	H Cleveland St.	52 63				
						220	A Milwaukee	58 60				
						220	H Milwaukee	67 77				
						233	A SMU	69 61				
						239	H CSU Bakersfield	65 60				
						259	A Youngstown St.	67 54				
						259	H Youngstown St.	91 41				
						270	A Xavier	86 74				
						278	N Loyola Maryland	66 51				
						289	A Oakland	77 60				
						289	H Oakland	85 66				
						299	N St. Bonaventure	56 57				
						332	A Detroit Mercy	66 58				
						332	H Detroit Mercy	67 61				
						341	A UIC	58 43				
						341	H UIC	83 47				
						341	H UIC	79 55				
LAST 10 Division I												
190	H Cleveland St.	52 63	341	H UIC	79 55							
341	H UIC	83 47	59	H IUPUI	58 62							
332	A Detroit Mercy	66 58	190	A Cleveland St.	75 73							
289	A Oakland	77 60	259	A Youngstown St.	67 54							
185	H Northern Ky.	79 69	220	H Milwaukee	67 77							

Non-Div I Games: Marian (IN) 64 60

Wright St.

Loss, Non-Conf, S Site, H Home A Away N Neutral

NEW ORLEANS				THROUGH GAMES OF MARCH 11, 1910						
Average RPI Win:	271	WON-LOST	WINNING	LAST 10	STRENGTH OF	OPP. STRENGTH	TEAM	ADJ.	CONF.	ADJ CONF.
Average RPI Loss:	127	RECORD	PCT. RANK	GAMES	SCHEDULE	OF SCHEDULE	RPI	RPI	RPI	RPI
DIV. I ONLY	15- 12	140	6-4	241	254	173	173	23	23	
DIV. I NON-CONF.	2- 5	259	0	130	84	206	206	24	24	
TOTALS	RPI 1-25		RPI 26-50	W-L RECORDS		RPI 51-100	RPI 101-150		RPI 150+	
15- 12	0- 0		0- 3	OVERALL		1- 4	0- 1		14- 4	
9- 3	0- 0		0- 0	HOME		1- 1	0- 1		8- 1	
6- 9	0- 0		0- 3	AWAY		0- 3	0- 0		6- 3	
0- 0	0- 0		0- 0	NEUTRAL		0- 0	0- 0		0- 0	
2- 5	0- 0		0- 3	NON-CONFERENCE		0- 0	0- 0		2- 2	
1- 1	0- 0		0- 0	HOME		0- 0	0- 0		1- 1	
1- 4	0- 0		0- 3	AWAY		0- 0	0- 0		1- 1	
0- 0	0- 0		0- 0	NEUTRAL		0- 0	0- 0		0- 0	
13- 7	0- 0		0- 0	CONFERENCE		1- 4	0- 1		12- 2	
8- 2	0- 0		0- 0	HOME		1- 1	0- 1		7- 0	
5- 5	0- 0		0- 0	AWAY		0- 3	0- 0		5- 2	
0- 0	0- 0		0- 0	NEUTRAL		0- 0	0- 0		0- 0	

RPI 1-25				RPI 26-50				RPI 51-100				RPI 101+ Team's RPI: 173			
RPI	S	Opponent	Score	RPI	S	Opponent	Score	RPI	S	Opponent	Score	RPI	S	Opponent	Score
				30	A	Arkansas	52 82	78	A	A&M-Corpus Christi	40 43	145	H	Sam Houston St.	46 78
				35	A	LSU	49 83	78	H	A&M-Corpus Christi	53 83	188	H	Louisiana	60 65
				42	A	Iowa St.	53 71	82	A	SFA	47 59	217	H	North Dakota	79 73
								82	H	SFA	53 50	238	A	Central Ark.	49 37
								85	A	Abilene Christian	62 76	238	H	Central Ark.	85 73
												249	A	Texas St.	49 51
												251	A	Southeastern La.	57 73
												251	H	Southeastern La.	58 47
												255	A	Nicholls St.	68 70
												255	H	Nicholls St.	77 65
												262	A	Lamar University	62 57
												267	A	Incarnate Word	67 55
												267	H	Incarnate Word	61 57
												301	A	Ole Miss	69 64
												318	H	Houston Baptist	88 84
												335	A	Northwestern St.	77 63
												335	H	Northwestern St.	82 76
												347	A	McNeese	85 59
												347	H	McNeese	78 59
LAST 10 Division I															
				251	H	Southeastern La.	58 47	267	H	Incarnate Word	61 57				
				335	H	Northwestern St.	82 76	238	H	Central Ark.	85 73				
				255	A	Nicholls St.	68 70	82	A	SFA	47 59				
				78	A	A&M-Corpus Christi	40 43	318	H	Houston Baptist	88 84				
				347	A	McNeese	85 59	251	A	Southeastern La.	57 73				

Non-Div I Games:	Pensacola Christian	91	31	Tougaloo	91	69
------------------	---------------------	----	----	----------	----	----

New Orleans

Loss, Non-Conf, S Site, H Home A Away N Neutral



T  
u  
l  
a  
n  
e

Tulane				Through Games Of March 11, 2020						
Average RPI Win:	187	WON-LOST	WINNING	LAST 10	STRENGTH OF	OPP. STRENGTH	TEAM	ADJ.	CONF.	ADJ CONF.
Average RPI Loss:	106	RECORD	PCT. RANK	GAMES	SCHEDULE	OF SCHEDULE	RPI	RPI	RPI	RPI
DIV. I ONLY	14- 17	200	2-8	98	84	175	175	9	9	
DIV. I NON-CONF.	5- 8	221	0	84	114	198	198	9	9	
-----										
TOTALS	RPI 1-25	RPI 26-50		W-L RECORDS		RPI 51-100		RPI 101-150		RPI 150+
14- 17	0- 1	1- 2		OVERALL		1- 8		2- 1		10- 5
8- 9	0- 0	1- 2		HOME		1- 3		1- 1		5- 3
5- 5	0- 1	0- 0		AWAY		0- 2		1- 0		4- 2
1- 3	0- 0	0- 0		NEUTRAL		0- 3		0- 0		1- 0
5- 8	0- 0	0- 2		NON-CONFERENCE		0- 4		1- 1		4- 1
3- 6	0- 0	0- 2		HOME		0- 2		0- 1		3- 1
2- 0	0- 0	0- 0		AWAY		0- 0		1- 0		1- 0
0- 2	0- 0	0- 0		NEUTRAL		0- 2		0- 0		0- 0
9- 9	0- 1	1- 0		CONFERENCE		1- 4		1- 0		6- 4
5- 3	0- 0	1- 0		HOME		1- 1		1- 0		2- 2
3- 5	0- 1	0- 0		AWAY		0- 2		0- 0		3- 2
1- 1	0- 0	0- 0		NEUTRAL		0- 1		0- 0		1- 0

RPI 1-25				RPI 26-50				RPI 51-100				RPI 101+ Team's RPI: 175			
RPI	S	Opponent	Score	RPI	S	Opponent	Score	RPI	S	Opponent	Score	RPI	S	Opponent	Score
4	A	UConn	31 74	35	H	LSU	54 59	60	N	Charlotte	56 60	116	H	Temple	53 50
				37	H	UCF	60 59	61	A	Cincinnati	63 87	136	H	Texas Southern	62 72
				46	H	Middle Tenn.	62 64	61	H	Cincinnati	64 59	140	A	Washington	64 62
								62	N	Boston College	76 89	157	H	Jackson St.	82 46
								69	A	South Fla.	56 63	166	A	Wichita St.	61 56
								69	H	South Fla.	43 53	166	H	Wichita St.	68 69
								69	N	South Fla.	50 64	195	A	Memphis	62 64
								72	H	Alabama	56 66	195	H	Memphis	59 55
								95	H	Colorado	52 62	211	H	South Alabama	53 62
												212	A	Southern Miss.	62 58
												214	H	Houston	60 66
												233	A	SMU	67 66
												238	H	Central Ark.	65 38
												242	A	East Carolina	50 53
												258	A	Tulsa	50 46
												258	H	Tulsa	64 62
												258	N	Tulsa	67 61
												290	H	Ga. Southern	56 40
-----															
LAST 10 Division I															
				69	N	South Fla.	50 64	4	A	UConn	31 74				
				258	N	Tulsa	67 61	166	H	Wichita St.	68 69				
				116	H	Temple	53 50	69	H	South Fla.	43 53				
				242	A	East Carolina	50 53	195	A	Memphis	62 64				
				61	A	Cincinnati	63 87	214	H	Houston	60 66				

Non-Div I Games:

Tulane

Average RPI Win:	263	WON-LOST	WINNING	LAST 10	STRENGTH OF	OPP. STRENGTH	TEAM	ADJ.	CONF.	ADJ CONF.
Average RPI Loss:	166	RECORD	PCT. RANK	GAMES	SCHEDULE	OF SCHEDULE	RPI	RPI	RPI	RPI
DIV. I ONLY	16- 13	142	8-2	221	310	176	176	25	25	
DIV. I NON-CONF.	2- 7	288	0	170	247	270	270	28	28	
TOTALS	RPI 1-25	RPI 26-50	W-L RECORDS	RPI 51-100	RPI 101-150	RPI 150+				
16- 13	0- 0	0- 1	OVERALL	0- 0	2- 5	14- 7				
9- 4	0- 0	0- 0	HOME	0- 0	1- 2	8- 2				
7- 9	0- 0	0- 1	AWAY	0- 0	1- 3	6- 5				
0- 0	0- 0	0- 0	NEUTRAL	0- 0	0- 0	0- 0				
2- 7	0- 0	0- 1	NON-CONFERENCE	0- 0	0- 3	2- 3				
1- 2	0- 0	0- 0	HOME	0- 0	0- 1	1- 1				
1- 5	0- 0	0- 1	AWAY	0- 0	0- 2	1- 2				
0- 0	0- 0	0- 0	NEUTRAL	0- 0	0- 0	0- 0				
14- 6	0- 0	0- 0	CONFERENCE	0- 0	2- 2	12- 4				
8- 2	0- 0	0- 0	HOME	0- 0	1- 1	7- 1				
6- 4	0- 0	0- 0	AWAY	0- 0	1- 1	5- 3				
0- 0	0- 0	0- 0	NEUTRAL	0- 0	0- 0	0- 0				

RPI 1-25				RPI 26-50				RPI 51-100				RPI 101+ Team's RPI: 176			
RPI	S	Opponent	Score	RPI	S	Opponent	Score	RPI	S	Opponent	Score	RPI	S	Opponent	Score
				27	A	Duke	57 93					101	A	Butler	52 74
												129	A	Campbell	36 73
												129	H	Campbell	66 68
												137	A	Hampton	81 77
												137	H	Hampton	74 59
												139	H	Davidson	63 73
												141	A	UNC Greensboro	70 82
												153	A	Norfolk St.	58 72
												158	A	Gardner-Webb	57 70
												158	H	Gardner-Webb	46 62
												171	A	Radford	64 63
												171	H	Radford	68 58
												203	A	American	48 56
												260	A	UNC Asheville	60 76
												260	H	UNC Asheville	89 62
												269	H	Col. of Charleston	70 79
												277	A	Longwood	76 69
												277	H	Longwood	86 79
												288	H	ETSU	80 62
												291	A	Presbyterian	79 71
												291	H	Presbyterian	60 55
												293	A	Winthrop	63 69
												293	H	Winthrop	94 61
												296	A	N.C. Central	78 58
												317	A	USC Upstate	81 45
												317	H	USC Upstate	85 46
LAST 10 Division I															
				260	H	UNC Asheville	89 62					158	H	Gardner-Webb	46 62
				343	H	Charleston So.	71 55					129	H	Campbell	66 68
				277	H	Longwood	86 79					317	A	USC Upstate	81 45
				291	A	Presbyterian	79 71					137	H	Hampton	74 59
				171	A	Radford	64 63					293	H	Winthrop	94 61

Non-Div I Games:

High Point

■ Loss, 
 ■ Non-Conf, 
 ■ S Site, 
 ■ Home 
 ■ A Away 
 N Neutral

RPI	S	Opponent	Score
343	A	Charleston So.	84 70
343	H	Charleston So.	71 55

H  
i  
g  
h  
P  
o  
i  
n  
t

H  
i  
g  
h  
P  
o  
i  
n  
t

High Point



Average RPI Win: <b>197</b>	WON-LOST	WINNING	LAST 10	STRENGTH OF	OPP. STRENGTH	TEAM	ADJ.	CONF.	ADJ CONF.
Average RPI Loss: <b>77</b>	RECORD	PCT. RANK	GAMES	SCHEDULE	OF SCHEDULE	RPI	RPI	RPI	RPI
DIV. I ONLY	9- 22	294	4-6	25	62	177	177	4	4
DIV. I NON-CONF.	3- 10	282	0	42	121	241	241	5	5
TOTALS	RPI 1-25	RPI 26-50	W-L RECORDS	RPI 51-100	RPI 101-150	RPI 150+			
9- 22	0- 6	1- 4	OVERALL	2- 5	1- 4	5- 3			
5- 10	0- 4	1- 1	HOME	1- 2	0- 2	3- 1			
3- 9	0- 2	0- 3	AWAY	1- 2	1- 1	1- 1			
1- 3	0- 0	0- 0	NEUTRAL	0- 1	0- 1	1- 1			
3- 10	0- 2	0- 1	NON-CONFERENCE	1- 2	0- 2	2- 3			
3- 4	0- 1	0- 0	HOME	1- 2	0- 0	2- 1			
0- 4	0- 1	0- 1	AWAY	0- 0	0- 1	0- 1			
0- 2	0- 0	0- 0	NEUTRAL	0- 0	0- 1	0- 1			
6- 12	0- 4	1- 3	CONFERENCE	1- 3	1- 2	3- 0			
2- 6	0- 3	1- 1	HOME	0- 0	0- 2	1- 0			
3- 5	0- 1	0- 2	AWAY	1- 2	1- 0	1- 0			
1- 1	0- 0	0- 0	NEUTRAL	0- 1	0- 0	1- 0			

RPI 1-25				RPI 26-50				RPI 51-100				RPI 101+ Team's RPI: 177			
RPI	S	Opponent	Score	RPI	S	Opponent	Score	RPI	S	Opponent	Score	RPI	S	Opponent	Score
1	H	South Carolina	45 <b>78</b>	26	A	South Dakota	56 <b>72</b>	64	A	Georgia	73 65	113	A	Green Bay	64 <b>72</b>
8	A	Missouri St.	72 <b>79</b>	30	A	Arkansas	73 <b>90</b>	66	A	Tennessee	66 <b>77</b>	114	H	Auburn	82 <b>95</b>
9	H	Princeton	33 <b>68</b>	30	H	Arkansas	81 <b>85</b>	66	N	Tennessee	51 <b>64</b>	127	A	Vanderbilt	78 66
10	H	Mississippi St.	64 <b>79</b>	35	A	LSU	58 <b>66</b>	67	H	UNI	73 <b>78</b>	138	H	Florida	67 <b>75</b>
21	A	Texas A&M	53 <b>72</b>	35	H	LSU	69 65	72	A	Alabama	61 <b>73</b>	147	N	North Carolina	69 <b>82</b>
24	H	Kentucky	47 <b>62</b>					86	H	Saint Louis	83 58	202	H	Illinois	51 <b>58</b>
								90	H	Nebraska	85 <b>90</b>	204	A	UMKC	56 <b>59</b>
												216	H	Western Ill.	97 89
												230	N	New Mexico	68 <b>71</b>
												301	A	Ole Miss	71 57
												301	H	Ole Miss	82 67
												301	N	Ole Miss	64 53
												338	H	SIUE	68 51
LAST 10 Division I															
		66	N	Tennessee	51 <b>64</b>	127	A	Vanderbilt	78 66						
		301	N	Ole Miss	64 53	138	H	Florida	67 <b>75</b>						
		72	A	Alabama	61 <b>73</b>	35	A	LSU	58 <b>66</b>						
		114	H	Auburn	82 <b>95</b>	64	A	Georgia	73 65						
		301	H	Ole Miss	82 67	30	H	Arkansas	81 <b>85</b>						

Non-Div I Games:

Missouri

■ Loss, 
■ Non-Conf, 
■ S Site, 
■ H Home 
■ A Away 
N Neutral

Merrimack

Through Games Of March 11, 2020

Average RPI Win:	283	WON-LOST	WINNING	LAST 10	STRENGTH OF	OPP. STRENGTH	TEAM	ADJ.	CONF.	ADJ CONF.
Average RPI Loss:	177	RECORD	PCT. RANK	GAMES	SCHEDULE	OF SCHEDULE	RPI	RPI	RPI	RPI
DIV. I ONLY	18- 9	70	8-2	325	335	178	178	30	30	
DIV. I NON-CONF.	5- 4	140	0	238	237	168	168	30	30	
TOTALS	RPI 1-25	RPI 26-50	W-L RECORDS	RPI 51-100	RPI 101-150	RPI 150+				
18- 9	0- 0	0- 0	OVERALL	0- 0	1- 4	17- 5				
10- 3	0- 0	0- 0	HOME	0- 0	0- 2	10- 1				
8- 6	0- 0	0- 0	AWAY	0- 0	1- 2	7- 4				
0- 0	0- 0	0- 0	NEUTRAL	0- 0	0- 0	0- 0				
5- 4	0- 0	0- 0	NON-CONFERENCE	0- 0	1- 2	4- 2				
3- 1	0- 0	0- 0	HOME	0- 0	0- 1	3- 0				
2- 3	0- 0	0- 0	AWAY	0- 0	1- 1	1- 2				
0- 0	0- 0	0- 0	NEUTRAL	0- 0	0- 0	0- 0				
13- 5	0- 0	0- 0	CONFERENCE	0- 0	0- 2	13- 3				
7- 2	0- 0	0- 0	HOME	0- 0	0- 1	7- 1				
6- 3	0- 0	0- 0	AWAY	0- 0	0- 1	6- 2				
0- 0	0- 0	0- 0	NEUTRAL	0- 0	0- 0	0- 0				

RPI 1-25			RPI 26-50			RPI 51-100			RPI 101+ Team's RPI: 178		
RPI	S	Opponent	Score	RPI	S	Opponent	Score	RPI	S	Opponent	Score
								107	H	Lehigh	68 72
								110	A	Robert Morris	50 72
								110	H	Robert Morris	62 68
								122	A	Holy Cross	42 68
								149	A	Massachusetts	79 64
								154	A	Mt. St. Mary's	53 62
								154	H	Mt. St. Mary's	76 55
								168	A	Dartmouth	52 57
								202	A	Illinois	72 75
								213	H	UMass Lowell	73 50
								223	A	Brown	72 57
								265	H	New Hampshire	64 54
								276	A	Saint Francis (PA)	71 56
								285	A	Sacred Heart	60 63
								285	H	Sacred Heart	59 45
								303	H	Wagner	55 44
								304	A	Fairleigh Dickinson	84 66
								304	H	Fairleigh Dickinson	62 51
								308	H	Vermont	78 53
								319	A	St. Francis Brooklyn	72 54
								319	H	St. Francis Brooklyn	80 54
								324	A	Bryant	61 53
								324	H	Bryant	78 66
								333	A	LIU Brooklyn	66 63
								333	H	LIU Brooklyn	60 68
								346	A	Central Conn. St.	65 56
LAST 10 Division I											
								319	A	St. Francis Brooklyn	72 54
								324	A	Bryant	61 53
								333	A	LIU Brooklyn	66 63
								346	A	Central Conn. St.	65 56

Non-Div I Games: Eastern Nazarene 82 50 Fisher 81 42

Merrimack

Loss, Non-Conf, S Site, H Home A Away N Neutral

RPI	S	Opponent	Score
346	H	Central Conn. St.	56 46

M  
e  
r  
r  
i  
m  
a  
c  
k

M  
e  
r  
r  
i  
m  
a  
c  
k

Merrimack

# Pepperdine

Through Games Of March 11, 2020

Average RPI Win:	209	WON-LOST	WINNING	LAST 10	STRENGTH OF	OPP. STRENGTH	TEAM	ADJ.	CONF.	ADJ CONF.
Average RPI Loss:	125	RECORD	PCT. RANK	GAMES	SCHEDULE	OF SCHEDULE	RPI	RPI	RPI	RPI
DIV. I ONLY	14- 15	185	5-5	172	116	178	178	11	11	
DIV. I NON-CONF.	4- 4	164	0	290	211	233	233	11	11	
TOTALS	RPI 1-25	RPI 26-50	W-L RECORDS	RPI 51-100	RPI 101-150	RPI 150+				
14- 15	0- 2	0- 0	OVERALL	1- 3	2- 6	11- 4				
7- 6	0- 1	0- 0	HOME	0- 1	2- 1	5- 3				
5- 8	0- 1	0- 0	AWAY	0- 2	0- 4	5- 1				
2- 1	0- 0	0- 0	NEUTRAL	1- 0	0- 1	1- 0				
4- 4	0- 0	0- 0	NON-CONFERENCE	0- 1	0- 1	4- 2				
2- 2	0- 0	0- 0	HOME	0- 0	0- 0	2- 2				
2- 2	0- 0	0- 0	AWAY	0- 1	0- 1	2- 0				
0- 0	0- 0	0- 0	NEUTRAL	0- 0	0- 0	0- 0				
10- 11	0- 2	0- 0	CONFERENCE	1- 2	2- 5	7- 2				
5- 4	0- 1	0- 0	HOME	0- 1	2- 1	3- 1				
3- 6	0- 1	0- 0	AWAY	0- 1	0- 3	3- 1				
2- 1	0- 0	0- 0	NEUTRAL	1- 0	0- 1	1- 0				

RPI S	Opponent	Score	RPI S	Opponent	Score	RPI S	Opponent	Score	RPI S	Opponent	Score	Team's RPI: 178
12	A Gonzaga	36 70				83	A Boise St.	74 76	103	A Portland	67 69	
12	H Gonzaga	50 64				94	A BYU	64 66	103	H Portland	62 64	
						94	H BYU	47 65	109	A Washington St.	48 85	
						94	N BYU	62 51	111	A San Diego	58 62	
									111	H San Diego	73 57	
									111	N San Diego	44 59	
									134	A Pacific	63 64	
									134	H Pacific	59 54	
									159	H UC Davis	70 67	
									193	A Santa Clara	79 61	
									193	H Santa Clara	79 71	
									199	H Hawaii	51 52	
									201	A Saint Mary's (CA)	78 85	
									201	H Saint Mary's (CA)	73 64	
									201	N Saint Mary's (CA)	87 72	
									215	A San Francisco	70 64	
									215	H San Francisco	82 70	
									218	H UNLV	44 69	
									292	H Cal Poly	63 53	
									298	A LMU (CA)	77 66	
									298	H LMU (CA)	77 84	
									311	A New Mexico St.	72 69	
									315	A Eastern Wash.	53 52	
LAST 10 Division I												
111	N	San Diego	44	59	12	H	Gonzaga	50	64			
94	N	BYU	62	51	103	H	Portland	62	64			
201	N	Saint Mary's (CA)	87	72	298	A	LMU (CA)	77	66			
111	A	San Diego	58	62	193	A	Santa Clara	79	61			
94	A	BYU	64	66	215	A	San Francisco	70	64			

Non-Div I Games: Concordia (CA) 76 57 Cal St. L.A. 79 56

Pepperdine

Loss, Non-Conf, S Site, H Home A Away N Neutral

Quinnipiac

Through Games Of March 11, 2020

Average RPI Win:	267	WON-LOST	WINNING	LAST 10	STRENGTH OF	OPP. STRENGTH	TEAM	ADJ.	CONF.	ADJ CONF.
Average RPI Loss:	117	RECORD	PCT. RANK	GAMES	SCHEDULE	OF SCHEDULE	RPI	RPI	RPI	RPI
DIV. I ONLY	15- 14	160	5-5	168	234	180	180	24	24	
DIV. I NON-CONF.	3- 6	235	0	39	41	166	166	25	25	
TOTALS	RPI 1-25	RPI 26-50	W-L RECORDS	RPI 51-100	RPI 101-150	RPI 150+				
15- 14	0- 1	1- 2	OVERALL	0- 5	0- 2	14- 4				
8- 7	0- 0	1- 1	HOME	0- 2	0- 2	7- 2				
7- 7	0- 1	0- 1	AWAY	0- 3	0- 0	7- 2				
0- 0	0- 0	0- 0	NEUTRAL	0- 0	0- 0	0- 0				
3- 6	0- 1	1- 2	NON-CONFERENCE	0- 1	0- 2	2- 0				
2- 3	0- 0	1- 1	HOME	0- 0	0- 2	1- 0				
1- 3	0- 1	0- 1	AWAY	0- 1	0- 0	1- 0				
0- 0	0- 0	0- 0	NEUTRAL	0- 0	0- 0	0- 0				
12- 8	0- 0	0- 0	CONFERENCE	0- 4	0- 0	12- 4				
6- 4	0- 0	0- 0	HOME	0- 2	0- 0	6- 2				
6- 4	0- 0	0- 0	AWAY	0- 2	0- 0	6- 2				
0- 0	0- 0	0- 0	NEUTRAL	0- 0	0- 0	0- 0				

RPI 1-25				RPI 26-50				RPI 51-100				RPI 101+ Team's RPI: 180			
RPI	S	Opponent	Score	RPI	S	Opponent	Score	RPI	S	Opponent	Score	RPI	S	Opponent	Score
3	A	Maryland	52 107	37	A	UCF	58 80	52	A	Yale	59 63	120	H	Harvard	68 77
				39	H	Drexel	62 66	55	A	Marist	60 73	142	H	George Washington	67 78
				49	H	Bucknell	76 69	55	H	Marist	51 64	186	A	Manhattan	62 77
								93	A	Rider	59 75	186	H	Manhattan	70 58
								93	H	Rider	62 68	210	H	Rhode Island	75 63
												228	A	Fairfield	60 72
												228	H	Fairfield	76 62
												264	A	Iona	67 63
												264	H	Iona	71 75
												273	A	Siena	66 52
												273	H	Siena	60 68
												281	A	Monmouth	52 45
												281	H	Monmouth	60 53
												282	A	Niagara	82 76
												282	H	Niagara	71 61
												322	A	Saint Peter's	91 64
												322	H	Saint Peter's	70 69
												340	A	Canisius	63 57
												340	H	Canisius	74 71
												345	A	Hartford	87 50
LAST 10 Division I															
340	A	Canisius	63 57	93	H	Rider	62 68								
282	A	Niagara	82 76	282	H	Niagara	71 61								
55	H	Marist	51 64	186	A	Manhattan	62 77								
322	H	Saint Peter's	70 69	273	H	Siena	60 68								
228	A	Fairfield	60 72	281	A	Monmouth	52 45								

Non-Div I Games:

Quinnipiac

Loss, Non-Conf, S Site, H Home A Away N Neutral

Average RPI Win:	193	WON-LOST	WINNING	LAST 10	STRENGTH OF	OPP. STRENGTH	TEAM	ADJ.	CONF.	ADJ CONF.
Average RPI Loss:	105	RECORD	PCT. RANK	GAMES	SCHEDULE	OF SCHEDULE	RPI	RPI	RPI	RPI
DIV. I ONLY	11- 19	257	5-5	75	127	181	181	10	10	
DIV. I NON-CONF.	4- 7	225	0	69	187	161	161	10	10	
TOTALS	RPI 1-25	RPI 26-50	W-L RECORDS	RPI 51-100	RPI 101-150	RPI 150+				
11- 19	0- 3	0- 2	OVERALL	1- 5	2- 3	8- 6				
5- 8	0- 2	0- 0	HOME	1- 2	1- 3	3- 1				
5- 10	0- 1	0- 1	AWAY	0- 3	1- 0	4- 5				
1- 1	0- 0	0- 1	NEUTRAL	0- 0	0- 0	1- 0				
4- 7	0- 1	0- 2	NON-CONFERENCE	0- 1	0- 2	4- 1				
1- 3	0- 1	0- 0	HOME	0- 0	0- 2	1- 0				
2- 3	0- 0	0- 1	AWAY	0- 1	0- 0	2- 1				
1- 1	0- 0	0- 1	NEUTRAL	0- 0	0- 0	1- 0				
7- 12	0- 2	0- 0	CONFERENCE	1- 4	2- 1	4- 5				
4- 5	0- 1	0- 0	HOME	1- 2	1- 1	2- 1				
3- 7	0- 1	0- 0	AWAY	0- 2	1- 0	2- 4				
0- 0	0- 0	0- 0	NEUTRAL	0- 0	0- 0	0- 0				

RPI S	Opponent	Score	RPI S	Opponent	Score	RPI S	Opponent	Score	RPI S	Opponent	Score	Team's RPI: 181
22	A Central Mich.	60 66	26	N South Dakota	48 91	74	A Illinois St.	66 69	105	H Southern Ill.	61 80	
22	H Central Mich.	66 70	45	A Purdue	63 68	76	A Ball St.	89 97	117	H Buffalo	64 63	
25	H Drake	49 73				76	H Ball St.	70 62	120	H Harvard	53 59	
						80	A Ohio	67 87	148	A Toledo	86 79	
						80	H Ohio	79 85	148	H Toledo	51 63	
						96	H Kent St.	71 79	151	A Western Mich.	50 63	
									151	H Western Mich.	65 68	
									160	A Eastern Mich.	55 62	
									160	A Eastern Mich.	69 76	
									160	H Eastern Mich.	65 59	
									184	A Akron	70 65	
									200	H Eastern Ill.	61 48	
									205	N Tennessee Tech	82 74	
									220	A Milwaukee	65 78	
									231	A Miami (OH)	64 66	
									231	H Miami (OH)	86 84	
									254	A Bowling Green	92 87	
									257	A North Dakota St.	74 68	
									294	A Colorado St.	80 75	
LAST 10 Division I												
160	A Eastern Mich.	69 76	22	H Central Mich.	66 70							
148	A Toledo	86 79	76	A Ball St.	89 97							
76	H Ball St.	70 62	151	H Western Mich.	65 68							
151	A Western Mich.	50 63	231	H Miami (OH)	86 84							
160	H Eastern Mich.	65 59	254	A Bowling Green	92 87							

Non-Div I Games:

Northern Ill.

■ Loss, 
■ Non-Conf, 
■ S Site, 
■ H Home 
■ A Away 
N Neutral

RPI 1-25					RPI 26-50					RPI 51-100					RPI 101+					Team's RPI: 182	
RPI	S	Opponent	Score		RPI	S	Opponent	Score		RPI	S	Opponent	Score		RPI	S	Opponent	Score			
16	A	NC State	49	62	28	A	James Madison	48	61	55	A	Marist	55	63	104	A	William & Mary	61	74		
					28	H	James Madison	58	61	59	N	IUPUI	53	59	104	H	William & Mary	77	84		
					39	A	Drexel	47	66	98	N	Coastal Caro.	65	76	115	H	Wake Forest	57	69		
					39	H	Drexel	53	55						144	A	Northeastern	65	68		
															144	H	Northeastern	45	69		
															147	A	North Carolina	46	76		
															183	A	Delaware	60	73		
															183	H	Delaware	56	65		
															192	A	Towson	74	61		
															192	H	Towson	68	52		
															196	A	Furman	87	76		
															218	A	UNLV	50	44		
															226	H	Appalachian St.	67	66		
															261	A	UNCW	60	57		
															261	H	UNCW	77	53		
															269	A	Col. of Charleston	85	57		
															269	H	Col. of Charleston	90	48		
															329	A	Hofstra	69	56		
															329	H	Hofstra	67	50		
															329	H	Hofstra	71	51		
															342	H	Western Caro.	68	24		
LAST 10 Division I																					
329	H	Hofstra	71	51	183	A	Delaware	60	73												
192	H	Towson	68	52	144	H	Northeastern	45	69												
28	H	James Madison	58	61	329	H	Hofstra	67	50												
104	A	William & Mary	61	74	269	A	Col. of Charleston	85	57												
39	A	Drexel	47	66	261	A	UNCW	60	57												

Non-Div I Games:	Newberry	73	53
------------------	----------	----	----

Page 191

Delaware

Through Games Of March 11, 2020

Average RPI Win:	223	WON-LOST	WINNING	LAST 10	STRENGTH OF	OPP. STRENGTH	TEAM	ADJ.	CONF.	ADJ CONF.
Average RPI Loss:	120	RECORD	PCT. RANK	GAMES	SCHEDULE	OF SCHEDULE	RPI	RPI	RPI	RPI
DIV. I ONLY	12- 17	224	6-4	107	145	183	183	14	14	
DIV. I NON-CONF.	4- 7	225	0	76	126	151	151	13	13	
TOTALS	RPI 1-25	RPI 26-50	W-L RECORDS	RPI 51-100	RPI 101-150	RPI 150+				
12- 17	0- 1	0- 5	OVERALL	0- 1	2- 4	10- 6				
6- 7	0- 0	0- 2	HOME	0- 0	0- 3	6- 2				
5- 10	0- 1	0- 3	AWAY	0- 1	2- 1	3- 4				
1- 0	0- 0	0- 0	NEUTRAL	0- 0	0- 0	1- 0				
4- 7	0- 1	0- 1	NON-CONFERENCE	0- 1	1- 1	3- 3				
1- 3	0- 0	0- 0	HOME	0- 0	0- 1	1- 2				
2- 4	0- 1	0- 1	AWAY	0- 1	1- 0	1- 1				
1- 0	0- 0	0- 0	NEUTRAL	0- 0	0- 0	1- 0				
8- 10	0- 0	0- 4	CONFERENCE	0- 0	1- 3	7- 3				
5- 4	0- 0	0- 2	HOME	0- 0	0- 2	5- 0				
3- 6	0- 0	0- 2	AWAY	0- 0	1- 1	2- 3				
0- 0	0- 0	0- 0	NEUTRAL	0- 0	0- 0	0- 0				

RPI 1-25				RPI 26-50				RPI 51-100				RPI 101+ Team's RPI: 183			
RPI	S	Opponent	Score	RPI	S	Opponent	Score	RPI	S	Opponent	Score	RPI	S	Opponent	Score
3	A	Maryland	55 99	28	A	James Madison	64 69	60	A	Charlotte	57 61	104	A	William & Mary	58 68
				28	H	James Madison	39 60					104	H	William & Mary	60 78
				37	A	UCF	49 75					110	A	Robert Morris	73 62
				39	A	Drexel	59 63					142	H	George Washington	49 63
				39	H	Drexel	32 52					144	A	Northeastern	81 69
												144	H	Northeastern	62 72
												158	A	Gardner-Webb	65 67
												161	H	Maine	56 69
												182	A	Elon	65 56
												182	H	Elon	73 60
												192	A	Towson	66 76
												192	H	Towson	69 62
												193	N	Santa Clara	81 80
												234	A	Cal St. Fullerton	72 55
												252	H	George Mason	63 44
												261	A	UNCW	65 71
												261	H	UNCW	61 57
												269	A	Col. of Charleston	73 84
												269	H	Col. of Charleston	63 54
												274	H	Delaware St.	64 67
												329	A	Hofstra	77 67
												329	H	Hofstra	80 59
LAST 10 Division I															
				261	H	UNCW	61 57					182	H	Elon	73 60
				269	H	Col. of Charleston	63 54					39	H	Drexel	32 52
				28	A	James Madison	64 69					329	A	Hofstra	77 67
				192	A	Towson	66 76					144	A	Northeastern	81 69
				104	H	William & Mary	60 78					192	H	Towson	69 62

Non-Div I Games:

Delaware

Loss, Non-Conf, S Site, H Home A Away N Neutral



Average RPI Win: <b>223</b>	WON-LOST	WINNING	LAST 10	STRENGTH OF	OPP. STRENGTH	TEAM	ADJ.	CONF.	ADJ CONF.
Average RPI Loss: <b>115</b>	RECORD	PCT. RANK	GAMES	SCHEDULE	OF SCHEDULE	RPI	RPI	RPI	RPI
DIV. I ONLY	15- 15	174	5-5	171	158	184	184	10	10
DIV. I NON-CONF.	7- 4	100	0	235	326	159	159	10	10
TOTALS	RPI 1-25	RPI 26-50	W-L RECORDS	RPI 51-100	RPI 101-150	RPI 150+			
15- 15	0- 1	0- 1	OVERALL	1- 4	1- 5	13- 4			
7- 8	0- 1	0- 1	HOME	1- 1	0- 3	6- 2			
6- 7	0- 0	0- 0	AWAY	0- 3	1- 2	5- 2			
2- 0	0- 0	0- 0	NEUTRAL	0- 0	0- 0	2- 0			
7- 4	0- 0	0- 1	NON-CONFERENCE	0- 0	0- 2	7- 1			
3- 2	0- 0	0- 1	HOME	0- 0	0- 1	3- 0			
2- 2	0- 0	0- 0	AWAY	0- 0	0- 1	2- 1			
2- 0	0- 0	0- 0	NEUTRAL	0- 0	0- 0	2- 0			
8- 11	0- 1	0- 0	CONFERENCE	1- 4	1- 3	6- 3			
4- 6	0- 1	0- 0	HOME	1- 1	0- 2	3- 2			
4- 5	0- 0	0- 0	AWAY	0- 3	1- 1	3- 1			
0- 0	0- 0	0- 0	NEUTRAL	0- 0	0- 0	0- 0			

RPI 1-25				RPI 26-50				RPI 51-100				RPI 101+ Team's RPI: 184			
RPI	S	Opponent	Score	RPI	S	Opponent	Score	RPI	S	Opponent	Score	RPI	S	Opponent	Score
22	H	Central Mich.	72 <b>77</b>	34	H	Michigan	71 <b>80</b>	76	A	Ball St.	52 <b>60</b>	101	A	Butler	55 <b>76</b>
								80	A	Ohio	57 <b>70</b>	117	A	Buffalo	69 63
								80	H	Ohio	79 76	117	H	Buffalo	61 <b>76</b>
								96	A	Kent St.	50 <b>68</b>	131	H	Duquesne	63 <b>88</b>
								96	H	Kent St.	55 <b>60</b>	148	A	Toledo	61 <b>65</b>
												148	H	Toledo	59 <b>63</b>
												151	A	Western Mich.	71 <b>79</b>
												151	H	Western Mich.	51 <b>56</b>
												160	A	Eastern Mich.	64 53
												160	H	Eastern Mich.	88 81
												163	H	N.C. A&T	64 52
												181	H	Northern Ill.	65 <b>70</b>
												190	A	Cleveland St.	62 <b>66</b>
												229	N	Morgan St.	52 45
												231	A	Miami (OH)	75 62
												231	H	Miami (OH)	70 62
												243	N	Denver	88 72
												254	A	Bowling Green	76 73
												254	H	Bowling Green	70 61
												259	H	Youngstown St.	91 62
												299	A	St. Bonaventure	63 54
												332	A	Detroit Mercy	81 60
												339	H	Purdue Fort Wayne	64 53
LAST 10 Division I															
148	H	Toledo	59 <b>63</b>	80	H	Ohio	79 76								
254	H	Bowling Green	70 61	117	A	Buffalo	69 63								
117	H	Buffalo	61 <b>76</b>	160	A	Eastern Mich.	64 53								
231	A	Miami (OH)	75 62	96	H	Kent St.	55 <b>60</b>								
96	A	Kent St.	50 <b>68</b>	76	A	Ball St.	52 <b>60</b>								

Non-Div I Games:

Akron

■ Loss, 
 ■ Non-Conf, S Site, 
 ■ Home 
 ■ Away 
 N Neutral

Average RPI Win:	263	WON-LOST	WINNING	LAST 10	STRENGTH OF	OPP. STRENGTH	TEAM	ADJ.	CONF.	ADJ CONF.
Average RPI Loss:	141	RECORD	PCT. RANK	GAMES	SCHEDULE	OF SCHEDULE	RPI	RPI	RPI	RPI
DIV. I ONLY	20- 12	99	7-3	314	221	185	185	22	22	
DIV. I NON-CONF.	6- 5	151	0	306	152	219	219	22	22	
TOTALS	RPI 1-25	RPI 26-50	W-L RECORDS	RPI 51-100	RPI 101-150	RPI 150+				
20- 12	0- 1	0- 0	OVERALL	1- 3	1- 2	18- 6				
12- 4	0- 1	0- 0	HOME	1- 1	1- 0	10- 2				
7- 7	0- 0	0- 0	AWAY	0- 2	0- 1	7- 4				
1- 1	0- 0	0- 0	NEUTRAL	0- 0	0- 1	1- 0				
6- 5	0- 1	0- 0	NON-CONFERENCE	0- 2	0- 0	6- 2				
3- 2	0- 1	0- 0	HOME	0- 1	0- 0	3- 0				
2- 3	0- 0	0- 0	AWAY	0- 1	0- 0	2- 2				
1- 0	0- 0	0- 0	NEUTRAL	0- 0	0- 0	1- 0				
14- 7	0- 0	0- 0	CONFERENCE	1- 1	1- 2	12- 4				
9- 2	0- 0	0- 0	HOME	1- 0	1- 0	7- 2				
5- 4	0- 0	0- 0	AWAY	0- 1	0- 1	5- 2				
0- 1	0- 0	0- 0	NEUTRAL	0- 0	0- 1	0- 0				

RPI 1-25				RPI 26-50				RPI 51-100				RPI 101+ Team's RPI: 185			
RPI	S	Opponent	Score	RPI	S	Opponent	Score	RPI	S	Opponent	Score	RPI	S	Opponent	Score
7	H	Louisville	57 85					54	A	Belmont	45 62	113	A	Green Bay	44 65
								59	A	IUPUI	61 89	113	H	Green Bay	63 43
								59	H	IUPUI	65 62	113	N	Green Bay	49 50
								86	H	Saint Louis	42 67	172	A	Wright St.	69 79
												172	H	Wright St.	55 63
												190	A	Cleveland St.	62 66
												190	H	Cleveland St.	68 73
												220	A	Milwaukee	61 49
												220	H	Milwaukee	78 58
												220	H	Milwaukee	61 37
												238	H	Central Ark.	72 56
												247	A	Lipscomb	69 71
												250	N	Jacksonville St.	66 63
												259	A	Youngstown St.	59 55
												259	H	Youngstown St.	75 56
												272	H	Wofford	80 72
												275	A	Indiana St.	70 68
												289	A	Oakland	67 65
												289	H	Oakland	69 60
												294	A	Eastern Ky.	62 69
												310	A	FIU	67 45
												313	H	Omaha	57 40
												332	A	Detroit Mercy	82 61
												332	H	Detroit Mercy	72 60
												332	H	Detroit Mercy	94 47
												341	A	UIC	88 46
LAST 10 Division I															
				113	N	Green Bay	49 50			172	A	Wright St.	69 79		
				220	H	Milwaukee	78 58			59	H	IUPUI	65 62		
				332	H	Detroit Mercy	94 47			341	H	UIC	78 35		
				289	A	Oakland	67 65			259	A	Youngstown St.	59 55		
				332	A	Detroit Mercy	82 61			190	A	Cleveland St.	62 66		

Non-Div I Games:

Northern Ky.

■ Loss, 
 ■ Non-Conf, S Site, 
 ■ Home 
 ■ Away 
 N Neutral

RPI	S	Opponent	Score
341	H	UIC	78 35

Northern Ky.

Average RPI Win:	275	WON-LOST	WINNING	LAST 10	STRENGTH OF	OPP. STRENGTH	TEAM	ADJ.	CONF.	ADJ CONF.
Average RPI Loss:	135	RECORD	PCT. RANK	GAMES	SCHEDULE	OF SCHEDULE	RPI	RPI	RPI	RPI
DIV. I ONLY	15- 14	160	7-3	200	273	186	186	24	24	
DIV. I NON-CONF.	3- 6	235	0	92	209	199	199	25	25	
TOTALS	RPI 1-25	RPI 26-50	W-L RECORDS	RPI 51-100	RPI 101-150	RPI 150+				
15- 14	0- 0	0- 0	OVERALL	0- 8	0- 1	15- 5				
9- 5	0- 0	0- 0	HOME	0- 3	0- 1	9- 1				
6- 9	0- 0	0- 0	AWAY	0- 5	0- 0	6- 4				
0- 0	0- 0	0- 0	NEUTRAL	0- 0	0- 0	0- 0				
3- 6	0- 0	0- 0	NON-CONFERENCE	0- 4	0- 1	3- 1				
2- 2	0- 0	0- 0	HOME	0- 1	0- 1	2- 0				
1- 4	0- 0	0- 0	AWAY	0- 3	0- 0	1- 1				
0- 0	0- 0	0- 0	NEUTRAL	0- 0	0- 0	0- 0				
12- 8	0- 0	0- 0	CONFERENCE	0- 4	0- 0	12- 4				
7- 3	0- 0	0- 0	HOME	0- 2	0- 0	7- 1				
5- 5	0- 0	0- 0	AWAY	0- 2	0- 0	5- 3				
0- 0	0- 0	0- 0	NEUTRAL	0- 0	0- 0	0- 0				

RPI S	Opponent	Score	RPI S	Opponent	Score	RPI S	Opponent	Score	RPI S	Opponent	Score	Team's RPI: 186
						55	A Marist	53 74	131	H Duquesne	65 76	
						55	H Marist	66 71	168	H Dartmouth	70 58	
						73	A Stony Brook	54 59	169	A Lafayette	53 60	
						84	A Villanova	51 63	180	A Quinnipiac	58 70	
						87	H Fordham	45 51	180	H Quinnipiac	77 62	
						90	A Nebraska	51 71	228	A Fairfield	47 87	
						93	A Rider	53 76	228	H Fairfield	51 38	
						93	H Rider	50 55	264	A Iona	59 47	
									264	H Iona	54 32	
									268	H Army West Point	86 56	
									273	A Siena	80 50	
									273	H Siena	49 59	
									281	A Monmouth	60 62	
									281	H Monmouth	54 48	
									282	A Niagara	75 61	
									282	H Niagara	68 65	
									304	A Fairleigh Dickinson	62 61	
									322	A Saint Peter's	85 52	
									322	H Saint Peter's	68 64	
									340	A Canisius	63 56	
									340	H Canisius	68 50	
LAST 10 Division I												
			281	H Monmouth	54 48	93	H Rider	50 55				
			264	A Iona	59 47	180	H Quinnipiac	77 62				
			228	H Fairfield	51 38	55	A Marist	53 74				
			282	A Niagara	75 61	273	H Siena	49 59				
			340	A Canisius	63 56	322	H Saint Peter's	68 64				

Non-Div I Games:

Manhattan

■ Loss, 
 ■ Non-Conf, 
 ■ S Site, 
 ■ H Home 
 ■ A Away 
 N Neutral

# Providence

# Through Games Of March 11, 2020

Average RPI Win:	218	WON-LOST	WINNING	LAST 10	STRENGTH OF	OPP. STRENGTH	TEAM	ADJ.	CONF.	ADJ CONF.
Average RPI Loss:	86	RECORD	PCT. RANK	GAMES	SCHEDULE	OF SCHEDULE	RPI	RPI	RPI	RPI
DIV. I ONLY	13- 19	231	3-7	165	79	187	187	6	6	
DIV. I NON-CONF.	9- 3	63	0	252	241	90	90	6	6	
TOTALS	RPI 1-25	RPI 26-50	W-L RECORDS	RPI 51-100	RPI 101-150	RPI 150+				
13- 19	0- 5	0- 0	OVERALL	2- 9	2- 2	9- 3				
5- 6	0- 2	0- 0	HOME	2- 3	0- 1	3- 0				
5- 12	0- 3	0- 0	AWAY	0- 5	2- 1	3- 3				
3- 1	0- 0	0- 0	NEUTRAL	0- 1	0- 0	3- 0				
9- 3	0- 0	0- 0	NON-CONFERENCE	1- 2	2- 0	6- 1				
2- 0	0- 0	0- 0	HOME	1- 0	0- 0	1- 0				
5- 2	0- 0	0- 0	AWAY	0- 1	2- 0	3- 1				
2- 1	0- 0	0- 0	NEUTRAL	0- 1	0- 0	2- 0				
4- 16	0- 5	0- 0	CONFERENCE	1- 7	0- 2	3- 2				
3- 6	0- 2	0- 0	HOME	1- 3	0- 1	2- 0				
0- 10	0- 3	0- 0	AWAY	0- 4	0- 1	0- 2				
1- 0	0- 0	0- 0	NEUTRAL	0- 0	0- 0	1- 0				

RPI S Opponent	Score	RPI S Opponent	Score	RPI S Opponent	Score	RPI S Opponent	Score	Team's RPI: 187
18 A DePaul	71 93			51 A Creighton	63 72	101 A Butler	42 51	
18 A DePaul	59 95			51 H Creighton	68 77	101 H Butler	47 50	
18 H DePaul	67 80			52 A Yale	79 82	106 A Utah	67 60	
23 A Marquette	55 85			58 A St. John's (NY)	58 64	149 A Massachusetts	72 63	
23 H Marquette	50 60			58 H St. John's (NY)	54 53	210 N Rhode Island	58 51	
				62 H Boston College	76 60	213 H UMass Lowell	63 38	
				63 A Seton Hall	55 97	230 A New Mexico	68 86	
				63 H Seton Hall	45 71	256 A Georgetown	53 62	
				76 N Ball St.	51 52	256 H Georgetown	62 55	
				84 A Villanova	49 51	256 N Georgetown	49 46	
				84 H Villanova	63 74	270 A Xavier	42 61	
						270 H Xavier	60 48	
						281 A Monmouth	68 52	
						298 N LMU (CA)	48 45	
						324 A Bryant	76 32	
						345 A Hartford	75 57	
LAST 10 Division I								
18 A DePaul	59 95	270 A Xavier	42 61					
256 N Georgetown	49 46	58 H St. John's (NY)	54 53					
84 H Villanova	63 74	63 H Seton Hall	45 71					
256 H Georgetown	62 55	51 H Creighton	68 77					
101 A Butler	42 51	18 A DePaul	71 93					

Non-Div I Games:

Providence

Loss, Non-Conf, S Site, H Home A Away N Neutral

## Louisiana

Through Games Of March 11, 2020

Average RPI Win:	257	WON-LOST	WINNING	LAST 10	STRENGTH OF	OPP. STRENGTH	TEAM	ADJ.	CONF.	ADJ CONF.
Average RPI Loss:	161	RECORD	PCT. RANK	GAMES	SCHEDULE	OF SCHEDULE	RPI	RPI	RPI	RPI
DIV. I ONLY	17- 12	125	6-4	288	258	188	188	21	21	
DIV. I NON-CONF.	5- 4	140	0	261	265	163	163	19	19	
TOTALS	RPI 1-25	RPI 26-50	W-L RECORDS	RPI 51-100	RPI 101-150	RPI 150+				
17- 12	0- 1	1- 1	OVERALL	0- 1	0- 3	16- 6				
9- 5	0- 1	0- 1	HOME	0- 0	0- 1	9- 2				
8- 7	0- 0	1- 0	AWAY	0- 1	0- 2	7- 4				
0- 0	0- 0	0- 0	NEUTRAL	0- 0	0- 0	0- 0				
5- 4	0- 1	0- 0	NON-CONFERENCE	0- 0	0- 1	5- 2				
2- 1	0- 1	0- 0	HOME	0- 0	0- 0	2- 0				
3- 3	0- 0	0- 0	AWAY	0- 0	0- 1	3- 2				
0- 0	0- 0	0- 0	NEUTRAL	0- 0	0- 0	0- 0				
12- 8	0- 0	1- 1	CONFERENCE	0- 1	0- 2	11- 4				
7- 4	0- 0	0- 1	HOME	0- 0	0- 1	7- 2				
5- 4	0- 0	1- 0	AWAY	0- 1	0- 1	4- 2				
0- 0	0- 0	0- 0	NEUTRAL	0- 0	0- 0	0- 0				

RPI 1-25				RPI 26-50				RPI 51-100				RPI 101+ Team's RPI: 188			
RPI	S	Opponent	Score	RPI	S	Opponent	Score	RPI	S	Opponent	Score	RPI	S	Opponent	Score
10	H	Mississippi St.	48 64	44	A	Troy	79 73	98	A	Coastal Caro.	74 83	112	A	UT Arlington	52 79
				44	H	Troy	64 67					112	H	UT Arlington	66 73
												145	A	Sam Houston St.	73 77
												157	A	Jackson St.	54 65
												173	A	New Orleans	65 60
												206	H	Little Rock	49 46
												206	H	Little Rock	44 59
												211	A	South Alabama	63 78
												211	H	South Alabama	73 68
												226	A	Appalachian St.	57 51
												235	A	North Texas	66 69
												249	A	Texas St.	73 67
												249	H	Texas St.	70 64
												251	H	Southeastern La.	60 50
												253	H	Arkansas St.	83 43
												262	A	Lamar University	74 63
												290	A	Ga. Southern	67 83
												290	H	Ga. Southern	81 64
												290	H	Ga. Southern	72 60
												301	A	Ole Miss	53 42
												316	A	Georgia St.	75 65
												316	H	Georgia St.	53 61
												347	H	McNeese	75 55
												348	A	La.-Monroe	62 49
												348	H	La.-Monroe	68 55
LAST 10 Division I															
				206	H	Little Rock	49 46					226	A	Appalachian St.	57 51
				290	H	Ga. Southern	81 64					348	A	La.-Monroe	62 49
				249	H	Texas St.	70 64					290	H	Ga. Southern	72 60
				112	H	UT Arlington	66 73					316	H	Georgia St.	53 61
				98	A	Coastal Caro.	74 83					44	H	Troy	64 67

Non-Div I Games: Loyola (LA) 67 51 Xavier (LA) 62 49

Louisiana

Loss, Non-Conf, S Site, H Home A Away N Neutral

Southern Utah

Through Games Of March 11, 2020

Average RPI Win:	249	WON-LOST	WINNING	LAST 10	STRENGTH OF	OPP. STRENGTH	TEAM	ADJ.	CONF.	ADJ CONF.
Average RPI Loss:	162	RECORD	PCT. RANK	GAMES	SCHEDULE	OF SCHEDULE	RPI	RPI	RPI	RPI
DIV. I ONLY	18- 13	129	6-4	289	238	189	189	18	18	
DIV. I NON-CONF.	6- 3	90	0	221	317	115	115	17	17	
TOTALS	RPI 1-25	RPI 26-50	W-L RECORDS	RPI 51-100	RPI 101-150	RPI 150+				
18- 13	0- 1	0- 0	OVERALL	0- 4	0- 0	18- 8				
12- 3	0- 0	0- 0	HOME	0- 2	0- 0	12- 1				
5- 9	0- 1	0- 0	AWAY	0- 2	0- 0	5- 6				
1- 1	0- 0	0- 0	NEUTRAL	0- 0	0- 0	1- 1				
6- 3	0- 1	0- 0	NON-CONFERENCE	0- 0	0- 0	6- 2				
5- 0	0- 0	0- 0	HOME	0- 0	0- 0	5- 0				
1- 3	0- 1	0- 0	AWAY	0- 0	0- 0	1- 2				
0- 0	0- 0	0- 0	NEUTRAL	0- 0	0- 0	0- 0				
12- 10	0- 0	0- 0	CONFERENCE	0- 4	0- 0	12- 6				
7- 3	0- 0	0- 0	HOME	0- 2	0- 0	7- 1				
4- 6	0- 0	0- 0	AWAY	0- 2	0- 0	4- 4				
1- 1	0- 0	0- 0	NEUTRAL	0- 0	0- 0	1- 1				

RPI 1-25				RPI 26-50				RPI 51-100				RPI 101+ Team's RPI: 189			
RPI	S	Opponent	Score	RPI	S	Opponent	Score	RPI	S	Opponent	Score	RPI	S	Opponent	Score
20	A	Oregon St.	45 95					57	A	Montana St.	65 91	162	A	Montana	74 81
								57	H	Montana St.	65 81	162	H	Montana	84 81
								99	A	Idaho	57 70	164	A	Northern Ariz.	76 84
								99	H	Idaho	56 71	164	H	Northern Ariz.	82 64
												170	A	Idaho St.	54 73
												170	H	Idaho St.	72 65
												170	N	Idaho St.	63 70
												197	A	Portland St.	81 72
												197	H	Portland St.	71 58
												198	H	Oral Roberts	72 58
												218	H	UNLV	72 68
												224	A	Northern Colo.	68 55
												224	H	Northern Colo.	64 50
												234	H	Cal St. Fullerton	79 63
												243	A	Denver	73 81
												246	A	Grand Canyon	65 69
												266	H	UC Irvine	82 68
												302	A	Utah Valley	71 58
												309	A	Sacramento St.	82 87
												309	H	Sacramento St.	62 71
												312	H	UC Riverside	79 68
												315	A	Eastern Wash.	70 67
												315	H	Eastern Wash.	71 50
												327	A	Weber St.	87 71
												327	H	Weber St.	82 66
												327	N	Weber St.	62 58
LAST 10 Division I															
				170	N	Idaho St.	63 70			315	A	Eastern Wash.	70 67		
				327	N	Weber St.	62 58			327	H	Weber St.	82 66		
				162	H	Montana	84 81			224	H	Northern Colo.	64 50		
				57	H	Montana St.	65 81			164	H	Northern Ariz.	82 64		
				99	A	Idaho	57 70			309	H	Sacramento St.	62 71		

Non-Div I Games:

Southern Utah

Loss, Non-Conf, S Site, H Home A Away N Neutral

Average RPI Win:	275	WON-LOST	WINNING	LAST 10	STRENGTH OF	OPP. STRENGTH	TEAM	ADJ.	CONF.	ADJ CONF.
Average RPI Loss:	165	RECORD	PCT. RANK	GAMES	SCHEDULE	OF SCHEDULE	RPI	RPI	RPI	RPI
DIV. I ONLY	19- 11	87	5-5	347	253	190	190	22	22	
DIV. I NON-CONF.	8- 1	26	0	351	264	186	186	22	22	
TOTALS	RPI 1-25	RPI 26-50	W-L RECORDS	RPI 51-100	RPI 101-150	RPI 150+				
19- 11	0- 0	0- 0	OVERALL	0- 3	0- 2	19- 6				
8- 3	0- 0	0- 0	HOME	0- 1	0- 1	8- 1				
11- 7	0- 0	0- 0	AWAY	0- 1	0- 1	11- 5				
0- 1	0- 0	0- 0	NEUTRAL	0- 1	0- 0	0- 0				
8- 1	0- 0	0- 0	NON-CONFERENCE	0- 0	0- 0	8- 1				
1- 0	0- 0	0- 0	HOME	0- 0	0- 0	1- 0				
7- 1	0- 0	0- 0	AWAY	0- 0	0- 0	7- 1				
0- 0	0- 0	0- 0	NEUTRAL	0- 0	0- 0	0- 0				
11- 10	0- 0	0- 0	CONFERENCE	0- 3	0- 2	11- 5				
7- 3	0- 0	0- 0	HOME	0- 1	0- 1	7- 1				
4- 6	0- 0	0- 0	AWAY	0- 1	0- 1	4- 4				
0- 1	0- 0	0- 0	NEUTRAL	0- 1	0- 0	0- 0				

RPI S	Opponent	Score	RPI S	Opponent	Score	RPI S	Opponent	Score	RPI S	Opponent	Score	Team's RPI: 190
						59 A	IUPUI	48 58	113 A	Green Bay	51 81	
						59 H	IUPUI	53 78	113 H	Green Bay	54 74	
						59 N	IUPUI	54 71	172 A	Wright St.	63 52	
									172 A	Wright St.	62 78	
									172 H	Wright St.	73 75	
									184 H	Akron	66 62	
									185 A	Northern Ky.	73 68	
									185 H	Northern Ky.	66 62	
									220 A	Milwaukee	57 61	
									220 H	Milwaukee	58 49	
									254 A	Bowling Green	62 89	
									259 A	Youngstown St.	72 84	
									259 H	Youngstown St.	60 52	
									259 H	Youngstown St.	84 48	
									274 A	Delaware St.	57 49	
									288 A	ETSU	62 54	
									289 A	Oakland	79 58	
									289 H	Oakland	83 64	
									299 A	St. Bonaventure	65 62	
									313 A	Omaha	79 66	
									329 A	Hofstra	61 51	
									332 A	Detroit Mercy	59 70	
									332 H	Detroit Mercy	68 63	
									333 A	LIU Brooklyn	79 49	
									341 A	UIC	83 43	
									341 H	UIC	84 44	
LAST 10 Division I												
			59 N	IUPUI	54 71	332 H	Detroit Mercy	68 63				
			172 A	Wright St.	63 52	289 H	Oakland	83 64				
			259 H	Youngstown St.	84 48	259 A	Youngstown St.	72 84				
			220 A	Milwaukee	57 61	172 H	Wright St.	73 75				
			113 A	Green Bay	51 81	185 H	Northern Ky.	66 62				

Non-Div I Games: Davis &amp; Elkins 110 41 Lake Erie 95 49

Cleveland St.

■ Loss, 
 ■ Non-Conf, 
 ■ S Site, 
 ■ Home 
 ■ A Away 
 N Neutral



RPI	S	Opponent	Score
342	A	Western Caro.	68 61

C  
l  
e  
v  
e  
l  
a  
n  
d  
S  
t  
.

C  
l  
e  
v  
e  
l  
a  
n  
d  
S  
t  
.

Cleveland St.

Average RPI Win: 246		WON-LOST	WINNING	LAST 10	STRENGTH OF	OPP. STRENGTH	TEAM	ADJ.	CONF.	ADJ CONF.
Average RPI Loss: 96		RECORD	PCT. RANK	GAMES	SCHEDULE	OF SCHEDULE	RPI	RPI	RPI	RPI
DIV. I ONLY		10- 16	246	1-9	99	132	190	190	7	7
DIV. I NON-CONF.		7- 5	131	0	247	261	177	177	8	8
TOTALS	RPI 1-25		RPI 26-50		W-L RECORDS		RPI 51-100		RPI 101-150	RPI 150+
10- 16	0- 3		0- 0		OVERALL		0- 5		2- 4	8- 4
5- 8	0- 1		0- 0		HOME		0- 2		1- 3	4- 2
5- 8	0- 2		0- 0		AWAY		0- 3		1- 1	4- 2
0- 0	0- 0		0- 0		NEUTRAL		0- 0		0- 0	0- 0
7- 5	0- 1		0- 0		NON-CONFERENCE		0- 1		0- 2	7- 1
3- 3	0- 0		0- 0		HOME		0- 0		0- 2	3- 1
4- 2	0- 1		0- 0		AWAY		0- 1		0- 0	4- 0
0- 0	0- 0		0- 0		NEUTRAL		0- 0		0- 0	0- 0
3- 11	0- 2		0- 0		CONFERENCE		0- 4		2- 2	1- 3
2- 5	0- 1		0- 0		HOME		0- 2		1- 1	1- 1
1- 6	0- 1		0- 0		AWAY		0- 2		1- 1	0- 2
0- 0	0- 0		0- 0		NEUTRAL		0- 0		0- 0	0- 0

RPI 1-25					
RPI	S	Opponent	Score		
9	A	Princeton	29	60	
9	H	Princeton	50	69	
19	A	TCU	49	59	
RPI 26-50					
RPI	S	Opponent	Score		
RPI 51-100					
RPI	S	Opponent	Score		
52	A	Yale	51	65	
52	H	Yale	67	74	
56	A	Penn	41	63	
56	H	Penn	46	67	
70	A	West Virginia	62	68	
RPI 101+					
RPI	S	Opponent	Score		
119	A	Columbia	66	76	
119	H	Columbia	80	77	
120	A	Harvard	55	47	
120	H	Harvard	58	73	
126	H	Colgate	58	62	
131	H	Duquesne	62	72	
156	H	Binghamton	56	59	
168	A	Dartmouth	79	82	
168	H	Dartmouth	65	67	
213	A	UMass Lowell	70	56	
223	A	Brown	73	77	
223	H	Brown	74	63	
274	A	Delaware St.	77	51	
282	H	Niagara	82	59	
288	H	ETSU	71	43	
299	A	St. Bonaventure	70	42	
314	A	Albany (NY)	71	51	
331	H	NJIT	68	44	
Team's RPI: 190					
LAST 10 Division I					
9	H	Princeton	50	69	52 A Yale 51 65
56	H	Penn	46	67	168 H Dartmouth 65 67
120	A	Harvard	55	47	120 H Harvard 58 73
168	A	Dartmouth	79	82	56 A Penn 41 63
223	A	Brown	73	77	9 A Princeton 29 60

Non-Div I Games:

Cornell

Loss, Non-Conf, S Site, H Home A Away N Neutral

Average RPI Win: <b>226</b>	WON-LOST	WINNING	LAST 10	STRENGTH OF	OPP. STRENGTH	TEAM	ADJ.	CONF.	ADJ CONF.
Average RPI Loss: <b>117</b>	RECORD	PCT. RANK	GAMES	SCHEDULE	OF SCHEDULE	RPI	RPI	RPI	RPI
DIV. I ONLY	<b>13- 15</b>	<b>194</b>	<b>4-6</b>	<b>156</b>	<b>135</b>	<b>192</b>	<b>192</b>	<b>14</b>	<b>14</b>
DIV. I NON-CONF.	<b>4- 6</b>	<b>212</b>	<b>0</b>	<b>165</b>	<b>92</b>	<b>229</b>	<b>229</b>	<b>13</b>	<b>13</b>
TOTALS	RPI 1-25	RPI 26-50	W-L RECORDS	RPI 51-100	RPI 101-150	RPI 150+			
13- 15	0- 1	1- 4	OVERALL	0- 0	1- 5	11- 5			
9- 5	0- 0	1- 1	HOME	0- 0	1- 2	7- 2			
3- 9	0- 0	0- 3	AWAY	0- 0	0- 3	3- 3			
1- 1	0- 1	0- 0	NEUTRAL	0- 0	0- 0	1- 0			
4- 6	0- 1	0- 1	NON-CONFERENCE	0- 0	0- 2	4- 2			
3- 2	0- 0	0- 0	HOME	0- 0	0- 1	3- 1			
0- 3	0- 0	0- 1	AWAY	0- 0	0- 1	0- 1			
1- 1	0- 1	0- 0	NEUTRAL	0- 0	0- 0	1- 0			
9- 9	0- 0	1- 3	CONFERENCE	0- 0	1- 3	7- 3			
6- 3	0- 0	1- 1	HOME	0- 0	1- 1	4- 1			
3- 6	0- 0	0- 2	AWAY	0- 0	0- 2	3- 2			
0- 0	0- 0	0- 0	NEUTRAL	0- 0	0- 0	0- 0			

RPI 1-25			RPI 26-50			RPI 51-100			RPI 101+			Team's RPI: 192			
RPI	S	Opponent	Score	RPI	S	Opponent	Score	RPI	S	Opponent	Score	RPI	S	Opponent	Score
15	N	Iowa	72 100	28	A	James Madison	39 81					104	A	William & Mary	62 66
				28	H	James Madison	76 75					104	H	William & Mary	75 83
				39	A	Drexel	50 59					111	A	San Diego	67 81
				39	H	Drexel	60 63					116	H	Temple	59 74
				47	A	Rutgers	53 67					144	A	Northeastern	63 66
												144	H	Northeastern	81 68
												154	H	Mt. St. Mary's	73 57
												182	A	Elon	52 68
												182	H	Elon	61 74
												183	A	Delaware	62 69
												183	H	Delaware	76 66
												203	H	American	63 60
												219	H	Penn St.	67 73
												240	H	Marshall	59 56
												244	A	San Diego St.	72 80
												261	A	UNCW	62 41
												261	H	UNCW	78 45
												264	N	Iona	75 58
												269	A	Col. of Charleston	79 62
												269	H	Col. of Charleston	83 72
												329	A	Hofstra	71 54
												329	H	Hofstra	84 71
LAST 10 Division I															
				182	A	Elon	52 68					329	A	Hofstra	71 54
				104	A	William & Mary	62 66					269	H	Col. of Charleston	83 72
				39	H	Drexel	60 63					261	H	UNCW	78 45
				183	H	Delaware	76 66					28	A	James Madison	39 81
				144	A	Northeastern	63 66					183	A	Delaware	62 69

Non-Div I Games: Chestnut Hill 86 49

Towson

■ Loss, 
 ■ Non-Conf, S Site, 
 ■ Home 
 ■ Away 
 N Neutral

Santa Clara

Through Games Of March 11, 2020

Average RPI Win:	181	WON-LOST	WINNING	LAST 10	STRENGTH OF	OPP. STRENGTH	TEAM	ADJ.	CONF.	ADJ CONF.
Average RPI Loss:	131	RECORD	PCT. RANK	GAMES	SCHEDULE	OF SCHEDULE	RPI	RPI	RPI	RPI
DIV. I ONLY	11- 19	257	4-6	97	122	193	193	11	11	
DIV. I NON-CONF.	5- 5	164	0	62	155	97	97	11	11	
TOTALS	RPI 1-25	RPI 26-50	W-L RECORDS	RPI 51-100	RPI 101-150	RPI 150+				
11- 19	0- 3	0- 1	OVERALL	1- 2	3- 6	7- 7				
5- 7	0- 1	0- 0	HOME	1- 1	3- 1	1- 4				
4- 10	0- 2	0- 1	AWAY	0- 1	0- 4	4- 2				
2- 2	0- 0	0- 0	NEUTRAL	0- 0	0- 1	2- 1				
5- 5	0- 1	0- 1	NON-CONFERENCE	1- 0	1- 1	3- 2				
2- 1	0- 0	0- 0	HOME	1- 0	1- 0	0- 1				
2- 3	0- 1	0- 1	AWAY	0- 0	0- 1	2- 0				
1- 1	0- 0	0- 0	NEUTRAL	0- 0	0- 0	1- 1				
6- 14	0- 2	0- 0	CONFERENCE	0- 2	2- 5	4- 5				
3- 6	0- 1	0- 0	HOME	0- 1	2- 1	1- 3				
2- 7	0- 1	0- 0	AWAY	0- 1	0- 3	2- 2				
1- 1	0- 0	0- 0	NEUTRAL	0- 0	0- 1	1- 0				

RPI 1-25				RPI 26-50				RPI 51-100				RPI 101+ Team's RPI: 193			
RPI	S	Opponent	Score	RPI	S	Opponent	Score	RPI	S	Opponent	Score	RPI	S	Opponent	Score
8	A	Missouri St.	64 71	29	A	Arizona	52 65	65	H	Fresno St.	90 66	103	A	Portland	62 84
12	A	Gonzaga	46 53					94	A	BYU	48 71	103	H	Portland	77 80
12	H	Gonzaga	52 67					94	H	BYU	51 60	111	A	San Diego	47 50
												111	H	San Diego	78 66
												125	A	California	65 69
												134	A	Pacific	69 71
												134	H	Pacific	75 65
												134	N	Pacific	49 67
												146	H	San Jose St.	89 81
												159	A	UC Davis	62 61
												162	N	Montana	68 58
												178	A	Pepperdine	71 79
												178	H	Pepperdine	61 79
												183	N	Delaware	80 81
												201	A	Saint Mary's (CA)	94 87
												201	H	Saint Mary's (CA)	87 95
												215	A	San Francisco	80 72
												215	H	San Francisco	66 72
												215	N	San Francisco	72 65
												280	A	CSUN	76 55
												283	H	Long Beach St.	46 54
												298	A	LMU (CA)	59 75
												298	H	LMU (CA)	76 60
LAST 10 Division I															
				134	N	Pacific	49 67	94	H	BYU	51 60				
				215	N	San Francisco	72 65	12	A	Gonzaga	46 53				
				134	A	Pacific	69 71	103	A	Portland	62 84				
				201	A	Saint Mary's (CA)	94 87	178	H	Pepperdine	61 79				
				111	H	San Diego	78 66	298	H	LMU (CA)	76 60				

Non-Div I Games: UC Santa Cruz 109 51

Santa Clara

Loss, Non-Conf, S Site, H Home A Away N Neutral

Average RPI Win:	232	WON-LOST	WINNING	LAST 10	STRENGTH OF	OPP. STRENGTH	TEAM	ADJ.	CONF.	ADJ CONF.
Average RPI Loss:	113	RECORD	PCT. RANK	GAMES	SCHEDULE	OF SCHEDULE	RPI	RPI	RPI	RPI
DIV. I ONLY	13- 17	212	5-5	166	143	194	194	12	12	
DIV. I NON-CONF.	6- 7	182	0	135	263	173	173	12	12	
TOTALS	RPI 1-25	RPI 26-50	W-L RECORDS	RPI 51-100	RPI 101-150	RPI 150+				
13- 17	0- 0	0- 2	OVERALL	0- 6	2- 8	11- 1				
5- 9	0- 0	0- 1	HOME	0- 4	1- 4	4- 0				
7- 8	0- 0	0- 1	AWAY	0- 2	1- 4	6- 1				
1- 0	0- 0	0- 0	NEUTRAL	0- 0	0- 0	1- 0				
6- 7	0- 0	0- 1	NON-CONFERENCE	0- 3	1- 2	5- 1				
2- 4	0- 0	0- 0	HOME	0- 2	1- 2	1- 0				
3- 3	0- 0	0- 1	AWAY	0- 1	0- 0	3- 1				
1- 0	0- 0	0- 0	NEUTRAL	0- 0	0- 0	1- 0				
7- 10	0- 0	0- 1	CONFERENCE	0- 3	1- 6	6- 0				
3- 5	0- 0	0- 1	HOME	0- 2	0- 2	3- 0				
4- 5	0- 0	0- 0	AWAY	0- 1	1- 4	3- 0				
0- 0	0- 0	0- 0	NEUTRAL	0- 0	0- 0	0- 0				

RPI S	Opponent	Score	RPI S	Opponent	Score	RPI S	Opponent	Score	RPI S	Opponent	Score	Team's RPI: 194
39	A Drexel	31 69	41	H Dayton	58 98	56	H Penn	49 65	110	H Robert Morris	68 71	
						84	H Villanova	69 77	116	H Temple	69 72	
						86	H Saint Louis	61 77	120	H Harvard	75 69	
						87	A Fordham	45 62	124	A Richmond	61 63	
						89	H VCU	61 67	124	H Richmond	61 67	
						93	A Rider	43 70	131	A Duquesne	56 82	
									139	A Davidson	63 67	
									139	H Davidson	61 70	
									142	A George Washington	61 54	
									149	A Massachusetts	62 76	
									153	A Norfolk St.	55 52	
									210	A Rhode Island	54 42	
									219	A Penn St.	69 67	
									237	A Saint Joseph's	59 53	
									237	H Saint Joseph's	67 59	
									252	A George Mason	64 59	
									252	H George Mason	77 65	
									263	A Howard	78 62	
									299	H St. Bonaventure	67 61	
									300	N UMBC	74 58	
									320	A Navy	46 61	
									337	H Coppin St.	79 46	
LAST 10 Division I												
139	A Davidson	63 67	237	A Saint Joseph's	59 53							
252	A George Mason	64 59	142	A George Washington	61 54							
139	H Davidson	61 70	124	H Richmond	61 67							
210	A Rhode Island	54 42	87	A Fordham	45 62							
89	H VCU	61 67	252	H George Mason	77 65							

Non-Div I Games:

La Salle

■ Loss, 
 ■ Non-Conf, 
 ■ S Site, 
 ■ H Home 
 ■ A Away 
 N Neutral

Average RPI Win:	205	WON-LOST	WINNING	LAST 10	STRENGTH OF	OPP. STRENGTH	TEAM	ADJ.	CONF.	ADJ CONF.
Average RPI Loss:	130	RECORD	PCT. RANK	GAMES	SCHEDULE	OF SCHEDULE	RPI	RPI	RPI	RPI
DIV. I ONLY	14- 17	200	3-7	161	107	195	195	9	9	
DIV. I NON-CONF.	9- 4	84	0	245	269	144	144	9	9	
TOTALS	RPI 1-25	RPI 26-50	W-L RECORDS	RPI 51-100	RPI 101-150	RPI 150+				
14- 17	0- 2	0- 3	OVERALL	1- 3	3- 2	10- 7				
8- 7	0- 1	0- 1	HOME	0- 2	1- 1	7- 2				
4- 8	0- 1	0- 1	AWAY	0- 0	2- 1	2- 5				
2- 2	0- 0	0- 1	NEUTRAL	1- 1	0- 0	1- 0				
9- 4	0- 0	0- 1	NON-CONFERENCE	1- 0	3- 1	5- 2				
5- 2	0- 0	0- 0	HOME	0- 0	1- 1	4- 1				
3- 1	0- 0	0- 0	AWAY	0- 0	2- 0	1- 1				
1- 1	0- 0	0- 1	NEUTRAL	1- 0	0- 0	0- 0				
5- 13	0- 2	0- 2	CONFERENCE	0- 3	0- 1	5- 5				
3- 5	0- 1	0- 1	HOME	0- 2	0- 0	3- 1				
1- 7	0- 1	0- 1	AWAY	0- 0	0- 1	1- 4				
1- 1	0- 0	0- 0	NEUTRAL	0- 1	0- 0	1- 0				








































































RPI	S	Opponent	Score	RPI	S	Opponent	Score	RPI	S	Opponent	Score	RPI	S	Opponent	Score	Team's RPI: 195
4	A	UConn	55 94	35	N	LSU	58 89	61	H	Cincinnati	66 73	105	A	Southern Ill.	70 66	
4	H	UConn	56 68	37	A	UCF	66 82	61	N	Cincinnati	52 94	108	H	UAB	77 52	
				37	H	UCF	59 67	69	H	South Fla.	47 68	116	A	Temple	64 78	
								77	N	Kansas St.	72 68	142	H	George Washington	63 64	
												148	A	Toledo	83 76	
												166	A	Wichita St.	69 60	
												175	A	Tulane	55 59	
												175	H	Tulane	64 62	
												206	A	Little Rock	68 50	
												214	A	Houston	65 75	
												232	H	Alabama A&M	79 71	
												233	A	SMU	60 69	
												233	H	SMU	57 52	
												233	N	SMU	76 65	
												242	A	East Carolina	65 71	
												242	H	East Carolina	57 61	
												248	A	Louisiana Tech	74 83	
												253	H	Arkansas St.	78 50	
												258	H	Tulsa	63 44	
												294	H	Eastern Ky.	60 63	
												323	H	Alcorn	57 51	
												351	H	Mississippi Val.	91 54	
LAST 10 Division I																
				61	N	Cincinnati	52 94	116	A	Temple	64 78					
				233	N	SMU	76 65	242	H	East Carolina	57 61					
				233	A	SMU	60 69	166	A	Wichita St.	69 60					
				37	H	UCF	59 67	4	A	UConn	55 94					
				69	H	South Fla.	47 68	175	H	Tulane	64 62					

Non-Div I Games:

Memphis





■ Loss, 
■ Non-Conf, 
■ S Site, 
■ Home 
■ A Away 
N Neutral

Average RPI Win: <b>244</b>	WON-LOST	WINNING	LAST 10	STRENGTH OF	OPP. STRENGTH	TEAM	ADJ.	CONF.	ADJ CONF.
Average RPI Loss: <b>174</b>	RECORD	PCT. RANK	GAMES	SCHEDULE	OF SCHEDULE	RPI	RPI	RPI	RPI
DIV. I ONLY	16- 12	131	5-5	323	198	196	196	27	27
DIV. I NON-CONF.	7- 5	131	0	241	74	132	132	21	21
TOTALS	RPI 1-25	RPI 26-50	W-L RECORDS	RPI 51-100	RPI 101-150	RPI 150+			
16- 12	0- 0	0- 1	OVERALL	0- 1	2- 3	14- 7			
8- 3	0- 0	0- 0	HOME	0- 0	1- 1	7- 2			
6- 8	0- 0	0- 1	AWAY	0- 1	1- 2	5- 4			
2- 1	0- 0	0- 0	NEUTRAL	0- 0	0- 0	2- 1			
7- 5	0- 0	0- 1	NON-CONFERENCE	0- 1	2- 1	5- 2			
3- 1	0- 0	0- 0	HOME	0- 0	1- 0	2- 1			
3- 4	0- 0	0- 1	AWAY	0- 1	1- 1	2- 1			
1- 0	0- 0	0- 0	NEUTRAL	0- 0	0- 0	1- 0			
9- 7	0- 0	0- 0	CONFERENCE	0- 0	0- 2	9- 5			
5- 2	0- 0	0- 0	HOME	0- 0	0- 1	5- 1			
3- 4	0- 0	0- 0	AWAY	0- 0	0- 1	3- 3			
1- 1	0- 0	0- 0	NEUTRAL	0- 0	0- 0	1- 1			

RPI S	Opponent	Score	RPI S	Opponent	Score	RPI S	Opponent	Score	RPI S	Opponent	Score	Team's RPI: 196
			46 	Middle Tenn.	62 	64 	Georgia	48 	124 	Richmond	70 	69
									127 	Vanderbilt	46 	74
									137 	Hampton	70 	65
									141 	UNC Greensboro	53 	61
									141 	UNC Greensboro	53 	59
									152 	Samford	72 	59
									152 	Samford	77 	69
									152 N	Samford	45 	75
									158 	Gardner-Webb	72 	67
									182 	Elon	76 	87
									207 	Chattanooga	52 	60
									207 	Chattanooga	63 	69
									208 	Fla. Atlantic	69 	63
									222 	Clemson	71 	77
									237 N	Saint Joseph's	63 	48
									272 	Wofford	62 	66
									272 	Wofford	62 	56
									272 N	Wofford	68 	54
									288 	ETSU	81 	62
									288 	ETSU	67 	47
									290 	Ga. Southern	78 	63
									316 	Georgia St.	62 	55
									326 	Mercer	55 	61
									326 	Mercer	62 	49
									342 	Western Caro.	69 	59
									342 	Western Caro.	69 	53
LAST 10 Division I												
			152 N	Samford	45 	288 	ETSU	67 				
			272 N	Wofford	68 	207 	Chattanooga	63 				
			272 	Wofford	62 	326 	Mercer	55 				
			141 	UNC Greensboro	53 	152 	Samford	72 				
			342 	Western Caro.	69 	272 	Wofford	62 				

Non-Div I Games: North Greenville 88 51 Newberry 62 43 UNKNOWN 88 24

Furman

 Loss,  Non-Conf, S Site,  Home  Away N Neutral

Average RPI Win:	224	WON-LOST	WINNING	LAST 10	STRENGTH OF	OPP. STRENGTH	TEAM	ADJ.	CONF.	ADJ CONF.
Average RPI Loss:	170	RECORD	PCT. RANK	GAMES	SCHEDULE	OF SCHEDULE	RPI	RPI	RPI	RPI
DIV. I ONLY	15- 16	184	4-6	212	243	197	197	18	18	
DIV. I NON-CONF.	5- 4	140	0	75	328	95	95	17	17	
TOTALS	RPI 1-25	RPI 26-50	W-L RECORDS	RPI 51-100	RPI 101-150	RPI 150+				
15- 16	0- 0	0- 0	OVERALL	1- 6	1- 0	13- 10				
7- 6	0- 0	0- 0	HOME	1- 2	0- 0	6- 4				
7- 8	0- 0	0- 0	AWAY	0- 3	1- 0	6- 5				
1- 2	0- 0	0- 0	NEUTRAL	0- 1	0- 0	1- 1				
5- 4	0- 0	0- 0	NON-CONFERENCE	0- 2	1- 0	4- 2				
2- 1	0- 0	0- 0	HOME	0- 1	0- 0	2- 0				
3- 2	0- 0	0- 0	AWAY	0- 1	1- 0	2- 1				
0- 1	0- 0	0- 0	NEUTRAL	0- 0	0- 0	0- 1				
10- 12	0- 0	0- 0	CONFERENCE	1- 4	0- 0	9- 8				
5- 5	0- 0	0- 0	HOME	1- 1	0- 0	4- 4				
4- 6	0- 0	0- 0	AWAY	0- 2	0- 0	4- 4				
1- 1	0- 0	0- 0	NEUTRAL	0- 1	0- 0	1- 0				

RPI 1-25			RPI 26-50			RPI 51-100			RPI 101+ Team's RPI: 197		
RPI	S	Opponent	Score	RPI	S	Opponent	Score	RPI	S	Opponent	Score
						57 A Montana St.	67 98	103 A Portland		77 71	
						57 H Montana St.	62 73	159 A UC Davis		76 70	
						66 H Tennessee	61 88	162 A Montana		55 62	
						83 A Boise St.	57 82	162 H Montana		78 65	
						99 A Idaho	52 65	164 A Northern Ariz.		68 63	
						99 H Idaho	74 53	164 H Northern Ariz.		66 54	
						99 N Idaho	54 56	170 A Idaho St.		69 64	
								170 H Idaho St.		63 68	
								189 A Southern Utah		58 71	
								189 H Southern Utah		72 81	
								204 A UMKC		69 87	
								224 A Northern Colo.		58 77	
								224 H Northern Colo.		51 78	
								236 H Nevada		80 75	
								246 H Grand Canyon		69 46	
								266 A UC Irvine		70 61	
								266 N UC Irvine		75 83	
								309 A Sacramento St.		91 68	
								309 H Sacramento St.		70 73	
								315 A Eastern Wash.		75 79	
								315 H Eastern Wash.		75 58	
								315 N Eastern Wash.		83 70	
								327 A Weber St.		76 57	
								327 H Weber St.		88 63	
LAST 10 Division I											
						99 N Idaho	54 56	170 H Idaho St.		63 68	
						315 N Eastern Wash.	83 70	57 A Montana St.		67 98	
						309 A Sacramento St.	91 68	99 A Idaho		52 65	
						164 A Northern Ariz.	68 63	315 A Eastern Wash.		75 79	
						327 H Weber St.	88 63	224 H Northern Colo.		51 78	

Non-Div I Games: Multnomah 104 48

Portland St.

■ Loss, 
 ■ Non-Conf, 
 ■ S Site, 
 ■ Home 
 ■ A Away 
 N Neutral



# Oral Roberts

Through Games Of March 11, 2020

Average RPI Win:	244	WON-LOST	WINNING	LAST 10	STRENGTH OF	OPP. STRENGTH	TEAM	ADJ.	CONF.	ADJ CONF.
Average RPI Loss:	133	RECORD	PCT. RANK	GAMES	SCHEDULE	OF SCHEDULE	RPI	RPI	RPI	RPI
DIV. I ONLY	13- 16	205	6-4	197	163	198	198	19	19	
DIV. I NON-CONF.	3- 8	268	0	192	63	273	273	18	18	
TOTALS	RPI 1-25	RPI 26-50	W-L RECORDS	RPI 51-100	RPI 101-150	RPI 150+				
13- 16	0- 0	0- 4	OVERALL	0- 5	1- 1	12- 6				
9- 3	0- 0	0- 1	HOME	0- 1	1- 0	8- 1				
3- 12	0- 0	0- 2	AWAY	0- 4	0- 1	3- 5				
1- 1	0- 0	0- 1	NEUTRAL	0- 0	0- 0	1- 0				
3- 8	0- 0	0- 1	NON-CONFERENCE	0- 3	1- 1	2- 3				
3- 1	0- 0	0- 0	HOME	0- 0	1- 0	2- 1				
0- 7	0- 0	0- 1	AWAY	0- 3	0- 1	0- 2				
0- 0	0- 0	0- 0	NEUTRAL	0- 0	0- 0	0- 0				
10- 8	0- 0	0- 3	CONFERENCE	0- 2	0- 0	10- 3				
6- 2	0- 0	0- 1	HOME	0- 1	0- 0	6- 0				
3- 5	0- 0	0- 1	AWAY	0- 1	0- 0	3- 3				
1- 1	0- 0	0- 1	NEUTRAL	0- 0	0- 0	1- 0				

RPI S	Opponent	Score	RPI S	Opponent	Score	RPI S	Opponent	Score	RPI S	Opponent	Score	Team's RPI: 198
26	A South Dakota	56 79	26	H South Dakota	73 77	68	A Oklahoma St.	44 78	106	A Utah	58 78	
26	H South Dakota	73 77	26	N South Dakota	43 65	71	A South Dakota St.	44 58	145	H Sam Houston St.	64 41	
26	N South Dakota	43 65	30	A Arkansas	64 96	71	H South Dakota St.	61 76	166	H Wichita St.	79 66	
						77	A Kansas St.	69 109	189	A Southern Utah	58 72	
						90	A Nebraska	67 77	216	A Western Ill.	61 75	
									216	H Western Ill.	71 60	
									216	N Western Ill.	74 66	
									217	A North Dakota	86 72	
									217	H North Dakota	75 52	
									243	A Denver	79 91	
									243	H Denver	84 72	
									249	H Texas St.	63 57	
									257	A North Dakota St.	80 76	
									257	H North Dakota St.	70 62	
									258	A Tulsa	65 67	
									313	A Omaha	54 60	
									313	H Omaha	84 57	
									318	H Houston Baptist	73 74	
									339	A Purdue Fort Wayne	79 73	
									339	H Purdue Fort Wayne	96 59	
LAST 10 Division I												
26	N South Dakota	43 65	26	H South Dakota	73 77							
216	N Western Ill.	74 66	313	H Omaha	84 57							
339	H Purdue Fort Wayne	96 59	257	A North Dakota St.	80 76							
216	H Western Ill.	71 60	217	A North Dakota	86 72							
243	A Denver	79 91	71	H South Dakota St.	61 76							

Non-Div I Games: Rogers St. 80 40 Cent. Christian (KS114 60

Oral Roberts

Loss, Non-Conf, S Site, H Home A Away N Neutral

Average RPI Win:	245	WON-LOST	WINNING	LAST 10	STRENGTH OF	OPP. STRENGTH	TEAM	ADJ.	CONF.	ADJ CONF.
Average RPI Loss:	178	RECORD	PCT. RANK	GAMES	SCHEDULE	OF SCHEDULE	RPI	RPI	RPI	RPI
DIV. I ONLY	15- 14	160	6-4	225	252	199	199	28	28	
DIV. I NON-CONF.	5- 7	205	0	124	77	184	184	26	26	
TOTALS	RPI 1-25	RPI 26-50	W-L RECORDS	RPI 51-100	RPI 101-150	RPI 150+				
15- 14	0- 2	1- 0	OVERALL	0- 2	1- 1	13- 9				
9- 6	0- 1	1- 0	HOME	0- 1	0- 1	8- 3				
5- 8	0- 1	0- 0	AWAY	0- 1	1- 0	4- 6				
1- 0	0- 0	0- 0	NEUTRAL	0- 0	0- 0	1- 0				
5- 7	0- 2	1- 0	NON-CONFERENCE	0- 2	1- 1	3- 2				
3- 4	0- 1	1- 0	HOME	0- 1	0- 1	2- 1				
2- 3	0- 1	0- 0	AWAY	0- 1	1- 0	1- 1				
0- 0	0- 0	0- 0	NEUTRAL	0- 0	0- 0	0- 0				
10- 7	0- 0	0- 0	CONFERENCE	0- 0	0- 0	10- 7				
6- 2	0- 0	0- 0	HOME	0- 0	0- 0	6- 2				
3- 5	0- 0	0- 0	AWAY	0- 0	0- 0	3- 5				
1- 0	0- 0	0- 0	NEUTRAL	0- 0	0- 0	1- 0				

RPI 1-25				RPI 26-50				RPI 51-100				RPI 101+ Team's RPI: 199			
RPI	S	Opponent	Score	RPI	S	Opponent	Score	RPI	S	Opponent	Score	RPI	S	Opponent	Score
16	H	NC State	59 68	43	H	Texas	73 60	56	H	Penn	55 70	136	H	Texas Southern	57 74
20	A	Oregon St.	32 64					99	A	Idaho	52 67	140	A	Washington	62 50
												159	A	UC Davis	49 62
												159	H	UC Davis	48 65
												178	A	Pepperdine	52 51
												234	A	Cal St. Fullerton	64 70
												234	H	Cal St. Fullerton	79 72
												234	N	Cal St. Fullerton	72 59
												235	H	North Texas	60 66
												244	H	San Diego St.	61 58
												245	A	UC Santa Barbara	63 51
												245	H	UC Santa Barbara	56 57
												266	A	UC Irvine	71 72
												266	H	UC Irvine	94 70
												280	A	CSUN	54 58
												280	H	CSUN	70 66
												283	A	Long Beach St.	55 62
												283	H	Long Beach St.	68 44
												292	A	Cal Poly	59 46
												292	H	Cal Poly	75 58
												298	A	LMU (CA)	51 65
												312	A	UC Riverside	65 59
												312	H	UC Riverside	80 57
												321	H	UTSA	62 50
LAST 10 Division I															
				234	N	Cal St. Fullerton	72 59					159	H	UC Davis	48 65
				292	H	Cal Poly	75 58					280	H	CSUN	70 66
				245	H	UC Santa Barbara	56 57					245	A	UC Santa Barbara	63 51
				234	A	Cal St. Fullerton	64 70					292	A	Cal Poly	59 46
				266	A	UC Irvine	71 72					283	H	Long Beach St.	68 44

Non-Div I Games: Hope Int'l 86 49

Hawaii

Loss, Non-Conf, S Site, H Home A Away N Neutral

Average RPI Win:	264	WON-LOST	WINNING	LAST 10	STRENGTH OF	OPP. STRENGTH	TEAM	ADJ.	CONF.	ADJ CONF.
Average RPI Loss:	139	RECORD	PCT. RANK	GAMES	SCHEDULE	OF SCHEDULE	RPI	RPI	RPI	RPI
DIV. I ONLY	18- 12	116	7-3	337	202	200	200	20	20	
DIV. I NON-CONF.	5- 5	164	0	349	115	308	308	23	23	
TOTALS	RPI 1-25	RPI 26-50	W-L RECORDS	RPI 51-100	RPI 101-150	RPI 150+				
18- 12	0- 0	1- 2	OVERALL	0- 3	0- 2	17- 5				
8- 5	0- 0	1- 0	HOME	0- 1	0- 1	7- 3				
8- 6	0- 0	0- 1	AWAY	0- 2	0- 1	8- 2				
2- 1	0- 0	0- 1	NEUTRAL	0- 0	0- 0	2- 0				
5- 5	0- 0	0- 0	NON-CONFERENCE	0- 0	0- 2	5- 3				
1- 3	0- 0	0- 0	HOME	0- 0	0- 1	1- 2				
3- 2	0- 0	0- 0	AWAY	0- 0	0- 1	3- 1				
1- 0	0- 0	0- 0	NEUTRAL	0- 0	0- 0	1- 0				
13- 7	0- 0	1- 2	CONFERENCE	0- 3	0- 0	12- 2				
7- 2	0- 0	1- 0	HOME	0- 1	0- 0	6- 1				
5- 4	0- 0	0- 1	AWAY	0- 2	0- 0	5- 1				
1- 1	0- 0	0- 1	NEUTRAL	0- 0	0- 0	1- 0				

RPI 1-25			RPI 26-50			RPI 51-100			RPI 101+			Team's RPI: 200			
RPI	S	Opponent	Score	RPI	S	Opponent	Score	RPI	S	Opponent	Score				
48	A	UT Martin	64 88	48	A	UT Martin	74 70	54	A	Belmont	45 69	133	H	Valparaiso	66 78
48	H	UT Martin		48	H	UT Martin		88	A	Southeast Mo. St.	56 72	150	A	Wisconsin	55 63
48	N	UT Martin	52 63					88	H	Southeast Mo. St.	65 77	155	H	Loyola Chicago	51 67

Non-Div I Games: Lindenwood (MO) 88 66

Eastern Ill.

## Saint Mary's (CA)

Through Games Of March 11, 2020

Average RPI Win:	210	WON-LOST	WINNING	LAST 10	STRENGTH OF	OPP. STRENGTH	TEAM	ADJ.	CONF.	ADJ CONF.
Average RPI Loss:	120	RECORD	PCT. RANK	GAMES	SCHEDULE	OF SCHEDULE	RPI	RPI	RPI	RPI
DIV. I ONLY	12- 19	240	2-8	112	118	201	201	11	11	
DIV. I NON-CONF.	5- 6	187	0	68	130	150	150	11	11	
TOTALS	RPI 1-25	RPI 26-50	W-L RECORDS	RPI 51-100	RPI 101-150	RPI 150+				
12- 19	1- 3	1- 1	OVERALL	0- 2	0- 7	10- 6				
7- 8	1- 2	1- 0	HOME	0- 1	0- 3	5- 2				
3- 10	0- 1	0- 1	AWAY	0- 1	0- 4	3- 3				
2- 1	0- 0	0- 0	NEUTRAL	0- 0	0- 0	2- 1				
5- 6	0- 2	1- 1	NON-CONFERENCE	0- 0	0- 1	4- 2				
4- 2	0- 2	1- 0	HOME	0- 0	0- 0	3- 0				
0- 4	0- 0	0- 1	AWAY	0- 0	0- 1	0- 2				
1- 0	0- 0	0- 0	NEUTRAL	0- 0	0- 0	1- 0				
7- 13	1- 1	0- 0	CONFERENCE	0- 2	0- 6	6- 4				
3- 6	1- 0	0- 0	HOME	0- 1	0- 3	2- 2				
3- 6	0- 1	0- 0	AWAY	0- 1	0- 3	3- 1				
1- 1	0- 0	0- 0	NEUTRAL	0- 0	0- 0	1- 1				

RPI 1-25				RPI 26-50				RPI 51-100				RPI 101+				Team's RPI: 201
RPI	S	Opponent	Score	RPI	S	Opponent	Score	RPI	S	Opponent	Score	RPI	S	Opponent	Score	
12	A	Gonzaga	49 <b>74</b>	31	H	Western Ky.	80 73	94	A	BYU	39 <b>60</b>	103	A	Portland	65 <b>78</b>	
12	H	Gonzaga	70 60	37	A	UCF	58 <b>67</b>	94	H	BYU	55 <b>65</b>	103	H	Portland	53 <b>72</b>	
16	H	NC State	70 <b>87</b>									111	A	San Diego	59 <b>73</b>	
23	H	Marquette	63 <b>77</b>									111	H	San Diego	54 <b>72</b>	
												132	A	Kansas	81 <b>86</b>	
												134	A	Pacific	53 <b>65</b>	
												134	H	Pacific	66 <b>68</b>	
												159	H	UC Davis	83 74	
												167	A	Wyoming	67 <b>69</b>	
												178	A	Pepperdine	64 <b>73</b>	
												178	H	Pepperdine	85 78	
												178	N	Pepperdine	72 <b>87</b>	
												193	A	Santa Clara	95 87	
												193	H	Santa Clara	87 <b>94</b>	
												215	A	San Francisco	86 79	
												215	H	San Francisco	55 <b>69</b>	
												236	A	Nevada	72 <b>78</b>	
												245	H	UC Santa Barbara	64 43	
												292	H	Cal Poly	84 67	
												298	A	LMU (CA)	70 61	
												298	H	LMU (CA)	86 70	
												298	N	LMU (CA)	72 63	
												299	N	St. Bonaventure	72 57	
LAST 10 Division I																
				178	N	Pepperdine	72 <b>87</b>			111	A	San Diego	59 <b>73</b>			
				298	N	LMU (CA)	72 63			94	A	BYU	39 <b>60</b>			
				215	H	San Francisco	55 <b>69</b>			12	H	Gonzaga	70 60			
				193	H	Santa Clara	87 <b>94</b>			103	H	Portland	53 <b>72</b>			
				134	A	Pacific	53 <b>65</b>			178	A	Pepperdine	64 <b>73</b>			

Non-Div I Games:

Saint Mary's (CA)

■ Loss, 
 ■ Non-Conf, 
 ■ S Site, 
 ■ Home 
 ■ Away 
 N Neutral

Average RPI Win:	235	WON-LOST	WINNING	LAST 10	STRENGTH OF	OPP. STRENGTH	TEAM	ADJ.	CONF.	ADJ CONF.
Average RPI Loss:	54	RECORD	PCT. RANK	GAMES	SCHEDULE	OF SCHEDULE	RPI	RPI	RPI	RPI
DIV. I ONLY	11- 19	257	1-9	85	54	202	202	2	2	
DIV. I NON-CONF.	9- 2	37	0	315	319	152	152	1	1	
TOTALS	RPI 1-25	RPI 26-50	W-L RECORDS	RPI 51-100	RPI 101-150	RPI 150+				
11- 19	0- 8	0- 5	OVERALL	1- 2	1- 4	9- 0				
9- 9	0- 4	0- 2	HOME	1- 1	1- 2	7- 0				
2- 9	0- 4	0- 3	AWAY	0- 1	0- 1	2- 0				
0- 1	0- 0	0- 0	NEUTRAL	0- 0	0- 1	0- 0				
9- 2	0- 0	0- 0	NON-CONFERENCE	0- 1	1- 1	8- 0				
8- 1	0- 0	0- 0	HOME	0- 1	1- 0	7- 0				
1- 1	0- 0	0- 0	AWAY	0- 0	0- 1	1- 0				
0- 0	0- 0	0- 0	NEUTRAL	0- 0	0- 0	0- 0				
2- 17	0- 8	0- 5	CONFERENCE	1- 1	0- 3	1- 0				
1- 8	0- 4	0- 2	HOME	1- 0	0- 2	0- 0				
1- 8	0- 4	0- 3	AWAY	0- 1	0- 0	1- 0				
0- 1	0- 0	0- 0	NEUTRAL	0- 0	0- 1	0- 0				

RPI 1-25				RPI 26-50				RPI 51-100				RPI 101+ Team's RPI: 202			
RPI	S	Opponent	Score	RPI	S	Opponent	Score	RPI	S	Opponent	Score	RPI	S	Opponent	Score
3	H	Maryland	60 79	34	A	Michigan	59 80	74	H	Illinois St.	58 74	102	H	Michigan St.	58 72
11	A	Northwestern	58 75	45	A	Purdue	67 81	90	A	Nebraska	58 80	122	H	Holy Cross	78 75
11	H	Northwestern	50 77	45	H	Purdue	58 70	91	H	Minnesota	74 71	147	A	North Carolina	60 85
14	A	Indiana	42 83	47	A	Rutgers	41 72					150	H	Wisconsin	64 73
14	H	Indiana	54 59	47	H	Rutgers	51 75					150	N	Wisconsin	55 71
15	A	Iowa	72 108									174	H	Austin Peay	76 62
17	A	Ohio St.	47 77									177	A	Missouri	58 51
17	H	Ohio St.	58 78									178	H	Merrimack	75 72
												219	A	Penn St.	70 66
												291	H	Presbyterian	71 52
												324	H	Bryant	69 55
												328	H	Ark.-Pine Bluff	65 50
												330	H	Evansville	59 44
												349	H	Chicago St.	96 66
LAST 10 Division I															
150	N	Wisconsin	55 71	45	H	Purdue	58 70								
11	A	Northwestern	58 75	14	H	Indiana	54 59								
102	H	Michigan St.	58 72	219	A	Penn St.	70 66								
90	A	Nebraska	58 80	17	H	Ohio St.	58 78								
34	A	Michigan	59 80	150	H	Wisconsin	64 73								

Non-Div I Games:

Illinois

Average RPI Win: <b>208</b>	WON-LOST	WINNING	LAST 10	STRENGTH OF	OPP. STRENGTH	TEAM	ADJ.	CONF.	ADJ CONF.
Average RPI Loss: <b>142</b>	RECORD	PCT. RANK	GAMES	SCHEDULE	OF SCHEDULE	RPI	RPI	RPI	RPI
DIV. I ONLY	<b>13- 17</b>	<b>212</b>	<b>5-5</b>	<b>170</b>	<b>157</b>	<b>203</b>	<b>203</b>	<b>16</b>	<b>16</b>
DIV. I NON-CONF.	<b>4- 6</b>	<b>212</b>	<b>0</b>	<b>171</b>	<b>100</b>	<b>205</b>	<b>205</b>	<b>15</b>	<b>15</b>
TOTALS	RPI 1-25	RPI 26-50	W-L RECORDS	RPI 51-100	RPI 101-150	RPI 150+			
13- 17	0- 0	0- 2	OVERALL	1- 2	4- 7	8- 6			
9- 5	0- 0	0- 1	HOME	1- 1	3- 2	5- 1			
4- 11	0- 0	0- 1	AWAY	0- 1	1- 4	3- 5			
0- 1	0- 0	0- 0	NEUTRAL	0- 0	0- 1	0- 0			
4- 6	0- 0	0- 0	NON-CONFERENCE	1- 2	1- 1	2- 3			
3- 1	0- 0	0- 0	HOME	1- 1	1- 0	1- 0			
1- 4	0- 0	0- 0	AWAY	0- 1	0- 0	1- 3			
0- 1	0- 0	0- 0	NEUTRAL	0- 0	0- 1	0- 0			
9- 11	0- 0	0- 2	CONFERENCE	0- 0	3- 6	6- 3			
6- 4	0- 0	0- 1	HOME	0- 0	2- 2	4- 1			
3- 7	0- 0	0- 1	AWAY	0- 0	1- 4	2- 2			
0- 0	0- 0	0- 0	NEUTRAL	0- 0	0- 0	0- 0			

RPI S	Opponent	Score	RPI S	Opponent	Score	RPI S	Opponent	Score	RPI S	Opponent	Score	Team's RPI: 203
49	A Bucknell	43 <b>68</b>	49	H Bucknell	57 <b>60</b>	80	A Ohio	69 <b>81</b>	107	A Lehigh	64 <b>56</b>	
						84	H Villanova	76 <b>54</b>	107	H Lehigh	63 <b>64</b>	
						91	H Minnesota	53 <b>70</b>	117	N Buffalo	55 <b>73</b>	
									122	A Holy Cross	59 <b>72</b>	
									122	H Holy Cross	58 <b>73</b>	
									126	A Colgate	62 <b>63</b>	
									126	H Colgate	63 <b>61</b>	
									128	A Boston U.	44 <b>46</b>	
									128	A Boston U.	44 <b>59</b>	
									128	H Boston U.	55 <b>54</b>	
									142	H George Washington	66 <b>53</b>	
									169	A Lafayette	48 <b>55</b>	
									169	H Lafayette	52 <b>67</b>	
									171	A Radford	59 <b>55</b>	
									176	H High Point	56 <b>48</b>	
									192	A Towson	60 <b>63</b>	
									237	A Saint Joseph's	51 <b>72</b>	
									252	A George Mason	55 <b>73</b>	
									268	A Army West Point	67 <b>62</b>	
									268	H Army West Point	73 <b>57</b>	
									278	A Loyola Maryland	47 <b>56</b>	
									278	H Loyola Maryland	63 <b>44</b>	
									320	A Navy	48 <b>40</b>	
									320	H Navy	57 <b>42</b>	
									320	H Navy	63 <b>53</b>	
LAST 10 Division I												
128	A Boston U.	44 <b>46</b>	128	H Boston U.	55 <b>54</b>							
320	H Navy	63 <b>53</b>	320	A Navy	48 <b>40</b>							
320	H Navy	57 <b>42</b>	49	H Bucknell	57 <b>60</b>							
122	H Holy Cross	58 <b>73</b>	278	A Loyola Maryland	47 <b>56</b>							
169	A Lafayette	48 <b>55</b>	268	A Army West Point	67 <b>62</b>							

Non-Div I Games:

American

■ Loss, 
 ■ Non-Conf, 
 ■ S Site, 
 ■ Home 
 ■ A Away 
 N Neutral

UMKC				STRENGTH OF SCHEDULE	OPP. STRENGTH OF SCHEDULE	TEAM RPI	ADJ. RPI	CONF. RPI	ADJ CONF. RPI
Average RPI Win:	285	WON-LOST RECORD	WINNING PCT. RANK						
Average RPI Loss:	171		LAST 10 GAMES						
DIV. I ONLY	19- 10	78	9-1	344	271	204	204	31	31
DIV. I NON-CONF.	5- 7	205	0	254	65	264	264	32	32
-----									
TOTALS	RPI 1-25	RPI 26-50	W-L RECORDS	RPI 51-100	RPI 101-150	RPI 150+			
19- 10	0- 1	0- 0	OVERALL	0- 2	0- 2	19- 5			
11- 5	0- 0	0- 0	HOME	0- 2	0- 1	11- 2			
7- 5	0- 1	0- 0	AWAY	0- 0	0- 1	7- 3			
1- 0	0- 0	0- 0	NEUTRAL	0- 0	0- 0	1- 0			
5- 7	0- 1	0- 0	NON-CONFERENCE	0- 2	0- 2	5- 2			
4- 4	0- 0	0- 0	HOME	0- 2	0- 1	4- 1			
1- 3	0- 1	0- 0	AWAY	0- 0	0- 1	1- 1			
0- 0	0- 0	0- 0	NEUTRAL	0- 0	0- 0	0- 0			
14- 3	0- 0	0- 0	CONFERENCE	0- 0	0- 0	14- 3			
7- 1	0- 0	0- 0	HOME	0- 0	0- 0	7- 1			
6- 2	0- 0	0- 0	AWAY	0- 0	0- 0	6- 2			
1- 0	0- 0	0- 0	NEUTRAL	0- 0	0- 0	1- 0			

RPI 1-25				RPI 26-50				RPI 51-100				RPI 101+ Team's RPI: 204			
RPI	S	Opponent	Score	RPI	S	Opponent	Score	RPI	S	Opponent	Score	RPI	S	Opponent	Score
8	A	Missouri St.	58 83					77	H	Kansas St.	67 74	134	A	Pacific	60 89
								97	H	Liberty	44 68	139	H	Davidson	64 74
												155	H	Loyola Chicago	67 72
												177	H	Missouri	59 56
												197	H	Portland St.	87 69
												239	A	CSU Bakersfield	60 70
												239	H	CSU Bakersfield	58 43
												243	H	Denver	83 79
												246	A	Grand Canyon	74 53
												246	H	Grand Canyon	56 62
												252	A	George Mason	64 58
												284	A	California Baptist	83 81
												284	H	California Baptist	75 65
												297	A	Seattle U	76 65
												297	H	Seattle U	68 65
												302	A	Utah Valley	41 62
												302	H	Utah Valley	61 53
												305	A	UTRGV	72 58
												305	H	UTRGV	60 56
												311	A	New Mexico St.	55 50
												311	H	New Mexico St.	56 52
												313	A	Omaha	53 57
												315	H	Eastern Wash.	66 55
												349	A	Chicago St.	85 50
												349	H	Chicago St.	73 57
												349	N	Chicago St.	86 52
-----															
				LAST 10 Division I											
				349	N	Chicago St.	86 52	239	H	CSU Bakersfield	58 43				
				297	H	Seattle U	68 65	246	H	Grand Canyon	56 62				
				302	H	Utah Valley	61 53	311	A	New Mexico St.	55 50				
				349	A	Chicago St.	85 50	305	A	UTRGV	72 58				
				284	A	California Baptist	83 81	349	H	Chicago St.	73 57				

Non-Div I Games: Rockhurst 78 60 Science &amp; Arts Okla74 43

UMKC

Loss, Non-Conf, S Site, H Home A Away N Neutral

## Tennessee Tech

Through Games Of March 11, 2020

Average RPI Win:	280	WON-LOST	WINNING	LAST 10	STRENGTH OF	OPP. STRENGTH	TEAM	ADJ.	CONF.	ADJ CONF.
Average RPI Loss:	110	RECORD	PCT. RANK	GAMES	SCHEDULE	OF SCHEDULE	RPI	RPI	RPI	RPI
DIV. I ONLY	15- 13	152	2-8	305	205	205	205	20	20	
DIV. I NON-CONF.	5- 4	140	0	344	117	237	237	23	23	
TOTALS	RPI 1-25	RPI 26-50	W-L RECORDS	RPI 51-100	RPI 101-150	RPI 150+				
15- 13	0- 0	0- 3	OVERALL	0- 5	0- 2	15- 3				
7- 4	0- 0	0- 1	HOME	0- 2	0- 0	7- 1				
7- 7	0- 0	0- 2	AWAY	0- 2	0- 2	7- 1				
1- 2	0- 0	0- 0	NEUTRAL	0- 1	0- 0	1- 1				
5- 4	0- 0	0- 1	NON-CONFERENCE	0- 0	0- 2	5- 1				
2- 0	0- 0	0- 0	HOME	0- 0	0- 0	2- 0				
2- 3	0- 0	0- 1	AWAY	0- 0	0- 2	2- 0				
1- 1	0- 0	0- 0	NEUTRAL	0- 0	0- 0	1- 1				
10- 9	0- 0	0- 2	CONFERENCE	0- 5	0- 0	10- 2				
5- 4	0- 0	0- 1	HOME	0- 2	0- 0	5- 1				
5- 4	0- 0	0- 1	AWAY	0- 2	0- 0	5- 1				
0- 1	0- 0	0- 0	NEUTRAL	0- 1	0- 0	0- 0				

RPI 1-25			RPI 26-50			RPI 51-100			RPI 101+			Team's RPI: 205			
RPI	S	Opponent	Score	RPI	S	Opponent	Score	RPI	S	Opponent	Score	RPI	S	Opponent	Score
				46	A	Middle Tenn.	58 64	54	A	Belmont	52 68	105	A	Southern Ill.	65 76
				48	A	UT Martin	62 71	54	H	Belmont	47 59	127	A	Vanderbilt	61 75
				48	H	UT Martin	65 86	88	A	Southeast Mo. St.	72 87	152	A	Samford	72 57
								88	H	Southeast Mo. St.	59 72	174	H	Austin Peay	58 49
								88	N	Southeast Mo. St.	81 82	181	N	Northern Ill.	74 82
												200	A	Eastern Ill.	75 62
												241	H	Murray St.	77 72
												247	H	Lipscomb	78 58
												250	A	Jacksonville St.	61 64
												250	H	Jacksonville St.	50 66
												286	A	Morehead St.	75 55
												286	H	Morehead St.	82 75
												294	A	Eastern Ky.	60 42
												294	H	Eastern Ky.	87 82
												332	N	Detroit Mercy	69 47
												334	A	Tennessee St.	81 69
												334	H	Tennessee St.	88 47
												338	A	SIUE	65 50
												342	A	Western Caro.	62 58
												348	H	La.-Monroe	75 68
LAST 10 Division I															
				88	N	Southeast Mo. St.	81 82	334	A	Tennessee St.	81 69				
				250	A	Jacksonville St.	61 64	250	H	Jacksonville St.	50 66				
				54	A	Belmont	52 68	88	A	Southeast Mo. St.	72 87				
				88	H	Southeast Mo. St.	59 72	48	A	UT Martin	62 71				
				48	H	UT Martin	65 86	334	H	Tennessee St.	88 47				

Non-Div I Games: Tenn. Wesleyan 94 45 Cumberland (TN) 88 51

Tennessee Tech

Loss, Non-Conf, S Site, H Home A Away N Neutral



# Little Rock

Through Games Of March 11, 2020

Average RPI Win:	258	WON-LOST	WINNING	LAST 10	STRENGTH OF	OPP. STRENGTH	TEAM	ADJ.	CONF.	ADJ CONF.
Average RPI Loss:	129	RECORD	PCT. RANK	GAMES	SCHEDULE	OF SCHEDULE	RPI	RPI	RPI	RPI
DIV. I ONLY	12- 19	240	2-8	131	180	206	206	21	21	
DIV. I NON-CONF.	2- 9	304	0	46	38	245	245	19	19	
TOTALS	RPI 1-25	RPI 26-50	W-L RECORDS	RPI 51-100	RPI 101-150	RPI 150+				
12- 19	0- 2	0- 5	OVERALL	0- 2	0- 2	12- 8				
6- 8	0- 0	0- 2	HOME	0- 1	0- 1	6- 4				
5- 11	0- 2	0- 3	AWAY	0- 1	0- 1	5- 4				
1- 0	0- 0	0- 0	NEUTRAL	0- 0	0- 0	1- 0				
2- 9	0- 2	0- 3	NON-CONFERENCE	0- 1	0- 0	2- 3				
2- 3	0- 0	0- 1	HOME	0- 0	0- 0	2- 2				
0- 6	0- 2	0- 2	AWAY	0- 1	0- 0	0- 1				
0- 0	0- 0	0- 0	NEUTRAL	0- 0	0- 0	0- 0				
10- 10	0- 0	0- 2	CONFERENCE	0- 1	0- 2	10- 5				
4- 5	0- 0	0- 1	HOME	0- 1	0- 1	4- 2				
5- 5	0- 0	0- 1	AWAY	0- 0	0- 1	5- 3				
1- 0	0- 0	0- 0	NEUTRAL	0- 0	0- 0	1- 0				

RPI 1-25				RPI 26-50				RPI 51-100				RPI 101+				Team's RPI: 206	
RPI	S	Opponent	Score	RPI	S	Opponent	Score	RPI	S	Opponent	Score	RPI	S	Opponent	Score		
10	A	Mississippi St.	50 89	30	A	Arkansas	53 86	53	A	Rice	40 66	112	A	UT Arlington	58 65		
21	A	Texas A&M	35 78	31	A	Western Ky.	58 77	98	H	Coastal Caro.	48 68	112	H	UT Arlington	46 62		
				35	H	LSU	50 65					188	A	Louisiana	46 49		
				44	A	Troy	59 77					188	A	Louisiana	59 44		
				44	H	Troy	54 70					195	H	Memphis	50 68		
												208	A	Fla. Atlantic	72 79		
												211	A	South Alabama	69 58		
												211	H	South Alabama	42 57		
												226	H	Appalachian St.	68 63		
												226	N	Appalachian St.	48 47		
												238	H	Central Ark.	63 48		
												248	H	Louisiana Tech	38 43		
												249	A	Texas St.	78 66		
												249	H	Texas St.	47 50		
												253	A	Arkansas St.	54 72		
												253	H	Arkansas St.	67 58		
												258	H	Tulsa	63 51		
												290	A	Ga. Southern	65 49		
												290	H	Ga. Southern	58 46		
												316	A	Georgia St.	43 58		
												316	H	Georgia St.	66 46		
												348	A	La.-Monroe	70 50		
LAST 10 Division I																	
				188	A	Louisiana	46 49					211	A	South Alabama	69 58		
				226	N	Appalachian St.	48 47					44	A	Troy	59 77		
				211	H	South Alabama	42 57					112	H	UT Arlington	46 62		
				44	H	Troy	54 70					249	H	Texas St.	47 50		
				253	A	Arkansas St.	54 72					316	A	Georgia St.	43 58		

Non-Div I Games:

Little Rock

Loss, Non-Conf, S Site, H Home A Away N Neutral

# Chattanooga

Through Games Of March 11, 2020

Average RPI Win:	234	WON-LOST	WINNING	LAST 10	STRENGTH OF	OPP. STRENGTH	TEAM	ADJ.	CONF.	ADJ CONF.
Average RPI Loss:	141	RECORD	PCT. RANK	GAMES	SCHEDULE	OF SCHEDULE	RPI	RPI	RPI	RPI
DIV. I ONLY	11- 18	250	7-3	118	213	207	207	27	27	
DIV. I NON-CONF.	1- 13	337	0	9	69	202	202	21	21	
TOTALS	RPI 1-25	RPI 26-50	W-L RECORDS	RPI 51-100	RPI 101-150	RPI 150+				
11- 18	0- 2	0- 3	OVERALL	1- 4	1- 2	9- 7				
6- 7	0- 0	0- 2	HOME	0- 1	1- 1	5- 3				
5- 10	0- 2	0- 1	AWAY	1- 3	0- 1	4- 3				
0- 1	0- 0	0- 0	NEUTRAL	0- 0	0- 0	0- 1				
1- 13	0- 2	0- 3	NON-CONFERENCE	1- 4	0- 1	0- 3				
0- 6	0- 0	0- 2	HOME	0- 1	0- 1	0- 2				
1- 7	0- 2	0- 1	AWAY	1- 3	0- 0	0- 1				
0- 0	0- 0	0- 0	NEUTRAL	0- 0	0- 0	0- 0				
10- 5	0- 0	0- 0	CONFERENCE	0- 0	1- 1	9- 4				
6- 1	0- 0	0- 0	HOME	0- 0	1- 0	5- 1				
4- 3	0- 0	0- 0	AWAY	0- 0	0- 1	4- 2				
0- 1	0- 0	0- 0	NEUTRAL	0- 0	0- 0	0- 1				

RPI S	Opponent	Score	RPI S	Opponent	Score	RPI S	Opponent	Score	RPI S	Opponent	Score	Team's RPI: 207
7	A Louisville	37 86	44	H Troy	51 90	54	A Belmont	50 63	137	H Hampton	55 84	
16	A NC State	38 74	45	H Purdue	34 66	61	A Cincinnati	53 72	141	A UNC Greensboro	41 49	
			48	A UT Martin	51 78	71	A South Dakota St.	56 71	141	H UNC Greensboro	74 59	
						80	H Ohio	58 70	152	A Samford	46 60	
						97	A Liberty	71 54	152	H Samford	64 58	
									174	H Austin Peay	49 50	
									196	A Furman	69 63	
									196	H Furman	60 52	
									224	H Northern Colo.	42 59	
									272	A Wofford	51 49	
									272	H Wofford	80 76	
									288	A ETSU	91 82	
									288	H ETSU	69 65	
									294	A Eastern Ky.	65 71	
									326	A Mercer	48 55	
									326	H Mercer	58 52	
									326	N Mercer	55 63	
									342	A Western Caro.	59 52	
									342	H Western Caro.	53 61	
LAST 10 Division I												
326	N Mercer	55 63	196	A Furman	69 63							
288	H ETSU	69 65	342	H Western Caro.	53 61							
152	H Samford	64 58	141	H UNC Greensboro	74 59							
326	H Mercer	58 52	288	A ETSU	91 82							
272	A Wofford	51 49	326	A Mercer	48 55							

Non-Div I Games:

Chattanooga

Loss, Non-Conf, S Site, H Home A Away N Neutral

Fla. Atlantic

Through Games Of March 11, 2020

Average RPI Win:	240	WON-LOST	WINNING	LAST 10	STRENGTH OF	OPP. STRENGTH	TEAM	ADJ.	CONF.	ADJ CONF.
Average RPI Loss:	118	RECORD	PCT. RANK	GAMES	SCHEDULE	OF SCHEDULE	RPI	RPI	RPI	RPI
DIV. I ONLY	13- 17	212	4-6	152	153	208	208	13	13	
DIV. I NON-CONF.	6- 5	151	0	216	196	193	193	16	16	
TOTALS	RPI 1-25	RPI 26-50	W-L RECORDS	RPI 51-100	RPI 101-150	RPI 150+				
13- 17	0- 1	0- 5	OVERALL	1- 1	1- 4	11- 6				
9- 7	0- 0	0- 2	HOME	1- 1	0- 2	8- 2				
4- 9	0- 1	0- 3	AWAY	0- 0	1- 2	3- 3				
0- 1	0- 0	0- 0	NEUTRAL	0- 0	0- 0	0- 1				
6- 5	0- 1	0- 0	NON-CONFERENCE	0- 0	1- 3	5- 1				
4- 3	0- 0	0- 0	HOME	0- 0	0- 2	4- 1				
2- 2	0- 1	0- 0	AWAY	0- 0	1- 1	1- 0				
0- 0	0- 0	0- 0	NEUTRAL	0- 0	0- 0	0- 0				
7- 12	0- 0	0- 5	CONFERENCE	1- 1	0- 1	6- 5				
5- 4	0- 0	0- 2	HOME	1- 1	0- 0	4- 1				
2- 7	0- 0	0- 3	AWAY	0- 0	0- 1	2- 3				
0- 1	0- 0	0- 0	NEUTRAL	0- 0	0- 0	0- 1				

RPI 1-25				RPI 26-50				RPI 51-100				RPI 101+ Team's RPI: 208			
RPI	S	Opponent	Score	RPI	S	Opponent	Score	RPI	S	Opponent	Score	RPI	S	Opponent	Score
15	A	Iowa	53 85	31	A	Western Ky.	59 68	53	H	Rice	69 78	108	A	UAB	73 92
				31	H	Western Ky.	56 69	60	H	Charlotte	65 44	120	H	Harvard	51 65
				33	A	Old Dominion	49 60					124	A	Richmond	55 57
				33	H	Old Dominion	63 75					132	H	Kansas	60 90
				46	A	Middle Tenn.	66 81					137	A	Hampton	64 63
												151	A	Western Mich.	80 79
												196	H	Furman	63 69
												206	H	Little Rock	79 72
												209	A	UTEP	65 96
												209	N	UTEP	67 95
												212	A	Southern Miss.	55 59
												212	H	Southern Miss.	67 71
												235	H	North Texas	84 78
												240	A	Marshall	75 85
												240	H	Marshall	68 50
												248	H	Louisiana Tech	77 75
												273	H	Siena	83 39
												278	H	Loyola Maryland	72 61
												310	A	FIU	64 61
												310	H	FIU	54 42
												321	A	UTSA	80 53
												346	H	Central Conn. St.	72 54
LAST 10 Division I															
				209	N	UTEP	67 95	310	H	FIU	54 42				
				240	H	Marshall	68 50	248	H	Louisiana Tech	77 75				
				212	A	Southern Miss.	55 59	212	H	Southern Miss.	67 71				
				33	A	Old Dominion	49 60	310	A	FIU	64 61				
				31	H	Western Ky.	56 69	240	A	Marshall	75 85				

Non-Div I Games:

Fla. Atlantic

Loss, Non-Conf, S Site, H Home A Away N Neutral

UTEP				STRENGTH OF SCHEDULE	OPP. STRENGTH OF SCHEDULE	TEAM RPI	ADJ. RPI	CONF. RPI	ADJ CONF. RPI
Average RPI Win:	259	WON-LOST RECORD	WINNING PCT. RANK						
Average RPI Loss:	132		LAST 10 GAMES						
DIV. I ONLY	16- 14	154	4-6	242	182	209	209	13	13
DIV. I NON-CONF.	7- 4	100	0	317	336	261	261	16	16
TOTALS	RPI 1-25	RPI 26-50	W-L RECORDS	RPI 51-100	RPI 101-150	RPI 150+			
16- 14	0- 0	0- 5	OVERALL	1- 2	0- 1	15- 6			
12- 6	0- 0	0- 3	HOME	1- 1	0- 0	11- 2			
3- 8	0- 0	0- 2	AWAY	0- 1	0- 1	3- 4			
1- 0	0- 0	0- 0	NEUTRAL	0- 0	0- 0	1- 0			
7- 4	0- 0	0- 1	NON-CONFERENCE	0- 0	0- 0	7- 3			
6- 3	0- 0	0- 1	HOME	0- 0	0- 0	6- 2			
1- 1	0- 0	0- 0	AWAY	0- 0	0- 0	1- 1			
0- 0	0- 0	0- 0	NEUTRAL	0- 0	0- 0	0- 0			
9- 10	0- 0	0- 4	CONFERENCE	1- 2	0- 1	8- 3			
6- 3	0- 0	0- 2	HOME	1- 1	0- 0	5- 0			
2- 7	0- 0	0- 2	AWAY	0- 1	0- 1	2- 3			
1- 0	0- 0	0- 0	NEUTRAL	0- 0	0- 0	1- 0			

RPI 1-25				RPI 26-50				RPI 51-100				RPI 101+				Team's RPI: 209
RPI	S	Opponent	Score	RPI	S	Opponent	Score	RPI	S	Opponent	Score	RPI	S	Opponent	Score	
				29	H	Arizona	43 54	53	A	Rice	59 82	108	A	UAB	51 63	
				31	A	Western Ky.	65 78	53	H	Rice	61 69	151	H	Western Mich.	76 46	
				33	H	Old Dominion	69 77	60	H	Charlotte	82 76	208	H	Fla. Atlantic	96 65	
				46	A	Middle Tenn.	60 76					208	N	Fla. Atlantic	95 67	
				46	H	Middle Tenn.	80 92					212	A	Southern Miss.	89 72	
												212	H	Southern Miss.	80 72	
												230	H	New Mexico	78 93	
												233	A	SMU	56 60	
												235	A	North Texas	58 68	
												235	H	North Texas	67 63	
												240	A	Marshall	66 76	
												248	A	Louisiana Tech	80 87	
												258	H	Tulsa	51 58	
												310	H	FIU	64 34	
												311	A	New Mexico St.	63 57	
												311	H	New Mexico St.	65 45	
												312	H	UC Riverside	63 50	
												316	H	Georgia St.	71 68	
												321	A	UTSA	85 59	
												321	H	UTSA	94 54	
												323	H	Alcorn	92 47	
												327	H	Weber St.	70 51	
LAST 10 Division I																
				208	N	Fla. Atlantic	95 67	321	A	UTSA	85 59					
				235	A	North Texas	58 68	240	A	Marshall	66 76					
				53	A	Rice	59 82	31	A	Western Ky.	65 78					
				212	H	Southern Miss.	80 72	33	H	Old Dominion	69 77					
				46	H	Middle Tenn.	80 92	60	H	Charlotte	82 76					

Non-Div I Games:

UTEP

■ Loss, 
 ■ Non-Conf, 
 ■ S Site, 
 ■ Home 
 ■ A Away 
 N Neutral

Average RPI Win: 217		WON-LOST	WINNING	LAST 10	STRENGTH OF	OPP. STRENGTH	TEAM	ADJ.	CONF.	ADJ CONF.
Average RPI Loss: 144		RECORD	PCT. RANK	GAMES	SCHEDULE	OF SCHEDULE	RPI	RPI	RPI	RPI
DIV. I ONLY		13- 16	205	3-7	208	170	210	210	12	12
DIV. I NON-CONF.		7- 5	131	0	248	309	169	169	12	12
TOTALS		RPI 1-25	RPI 26-50		W-L RECORDS		RPI 51-100	RPI 101-150	RPI 150+	
13- 16	0- 0	0- 1		OVERALL		1- 3	4- 7		8- 5	
10- 3	0- 0	0- 0		HOME		1- 1	4- 1		5- 1	
2- 12	0- 0	0- 1		AWAY		0- 2	0- 6		2- 3	
1- 1	0- 0	0- 0		NEUTRAL		0- 0	0- 0		1- 1	
7- 5	0- 0	0- 0		NON-CONFERENCE		0- 1	2- 1		5- 3	
5- 0	0- 0	0- 0		HOME		0- 0	2- 0		3- 0	
1- 4	0- 0	0- 0		AWAY		0- 1	0- 1		1- 2	
1- 1	0- 0	0- 0		NEUTRAL		0- 0	0- 0		1- 1	
6- 11	0- 0	0- 1		CONFERENCE		1- 2	2- 6		3- 2	
5- 3	0- 0	0- 0		HOME		1- 1	2- 1		2- 1	
1- 8	0- 0	0- 1		AWAY		0- 1	0- 5		1- 1	
0- 0	0- 0	0- 0		NEUTRAL		0- 0	0- 0		0- 0	

RPI 1-25					
RPI	S	Opponent	Score		
41	A	Dayton	60	71	
RPI 26-50					
RPI	S	Opponent	Score		
62	A	Boston College	55	66	
86	H	Saint Louis	72	63	
87	A	Fordham	50	60	
89	H	VCU	54	75	
RPI 51-100					
RPI	S	Opponent	Score		
110	H	Robert Morris	71	59	
120	A	Harvard	58	61	
122	H	Holy Cross	73	58	
124	H	Richmond	76	70	
131	A	Duquesne	62	72	
131	A	Duquesne	53	70	
139	A	Davidson	67	79	
139	H	Davidson	70	77	
142	A	George Washington	56	73	
149	A	Massachusetts	53	73	
149	H	Massachusetts	69	66	
180	A	Quinnipiac	63	75	
187	N	Providence	51	58	
194	H	La Salle	42	54	
217	A	North Dakota	61	67	
223	N	Brown	89	44	
228	H	Fairfield	74	41	
237	A	Saint Joseph's	49	47	
252	H	George Mason	47	42	
299	A	St. Bonaventure	59	64	
299	H	St. Bonaventure	69	67	
308	H	Vermont	77	74	
333	H	LIU Brooklyn	79	56	
345	A	Hartford	68	56	
Team's RPI:					
			210		

Non-Div I Games:

Rhode Island

■ Loss, ■ Non-Conf, S Site, H Home A Away N Neutral

# South Alabama

Through Games Of March 11, 2020

Average RPI Win:	241	WON-LOST	WINNING	LAST 10	STRENGTH OF	OPP. STRENGTH	TEAM	ADJ.	CONF.	ADJ CONF.
Average RPI Loss:	146	RECORD	PCT. RANK	GAMES	SCHEDULE	OF SCHEDULE	RPI	RPI	RPI	RPI
DIV. I ONLY	14- 16	189	5-5	220	195	211	211	21	21	
DIV. I NON-CONF.	3- 7	252	0	244	78	289	289	19	19	
TOTALS	RPI 1-25	RPI 26-50	W-L RECORDS	RPI 51-100	RPI 101-150	RPI 150+				
14- 16	0- 0	0- 3	OVERALL	1- 3	1- 3	12- 7				
7- 8	0- 0	0- 2	HOME	1- 2	0- 2	6- 2				
6- 8	0- 0	0- 1	AWAY	0- 1	1- 1	5- 5				
1- 0	0- 0	0- 0	NEUTRAL	0- 0	0- 0	1- 0				
3- 7	0- 0	0- 1	NON-CONFERENCE	1- 1	0- 2	2- 3				
2- 4	0- 0	0- 1	HOME	1- 1	0- 1	1- 1				
1- 3	0- 0	0- 0	AWAY	0- 0	0- 1	1- 2				
0- 0	0- 0	0- 0	NEUTRAL	0- 0	0- 0	0- 0				
11- 9	0- 0	0- 2	CONFERENCE	0- 2	1- 1	10- 4				
5- 4	0- 0	0- 1	HOME	0- 1	0- 1	5- 1				
5- 5	0- 0	0- 1	AWAY	0- 1	1- 0	4- 3				
1- 0	0- 0	0- 0	NEUTRAL	0- 0	0- 0	1- 0				

RPI 1-25				RPI 26-50				RPI 51-100				RPI 101+ Team's RPI: 211			
RPI	S	Opponent	Score	RPI	S	Opponent	Score	RPI	S	Opponent	Score	RPI	S	Opponent	Score
				44	A	Troy	68 85	72	H	Alabama	62 74	108	A	UAB	61 77
				44	H	Troy	73 77	78	H	A&M-Corpus Christi	83 82	112	A	UT Arlington	55 47
				47	H	Rutgers	56 77	98	A	Coastal Caro.	73 76	112	H	UT Arlington	45 68
								98	H	Coastal Caro.	62 71	114	H	Auburn	62 82
												175	A	Tulane	62 53
												188	A	Louisiana	68 73
												188	H	Louisiana	78 63
												206	A	Little Rock	57 42
												206	H	Little Rock	58 69
												212	A	Southern Miss.	55 62
												226	A	Appalachian St.	59 71
												226	H	Appalachian St.	81 66
												231	H	Miami (OH)	73 76
												249	H	Texas St.	78 76
												253	A	Arkansas St.	80 86
												253	H	Arkansas St.	87 71
												253	N	Arkansas St.	82 71
												288	A	ETSU	60 65
												290	A	Ga. Southern	71 65
												316	A	Georgia St.	81 64
												334	H	Tennessee St.	70 48
												348	A	La.-Monroe	73 39
												348	H	La.-Monroe	72 63
LAST 10 Division I															
				112	A	UT Arlington	55 47	206	H	Little Rock	58 69				
				253	N	Arkansas St.	82 71	253	H	Arkansas St.	87 71				
				206	A	Little Rock	57 42	98	A	Coastal Caro.	73 76				
				253	A	Arkansas St.	80 86	226	A	Appalachian St.	59 71				
				44	H	Troy	73 77	348	A	La.-Monroe	73 39				

Non-Div I Games: William Carey 68 52 Mobile 103 59

South Alabama

Loss, Non-Conf, S Site, H Home A Away N Neutral

Average RPI Win:	256	WON-LOST	WINNING	LAST 10	STRENGTH OF	OPP. STRENGTH	TEAM	ADJ.	CONF.	ADJ CONF.
Average RPI Loss:	120	RECORD	PCT. RANK	GAMES	SCHEDULE	OF SCHEDULE	RPI	RPI	RPI	RPI
DIV. I ONLY	13- 15	194	4-6	213	164	212	212	13	13	
DIV. I NON-CONF.	6- 3	90	0	320	246	206	206	16	16	
TOTALS	RPI 1-25	RPI 26-50	W-L RECORDS	RPI 51-100	RPI 101-150	RPI 150+				
13- 15	0- 1	0- 3	OVERALL	1- 3	0- 2	12- 6				
8- 7	0- 0	0- 2	HOME	1- 1	0- 1	7- 3				
5- 7	0- 1	0- 1	AWAY	0- 2	0- 1	5- 2				
0- 1	0- 0	0- 0	NEUTRAL	0- 0	0- 0	0- 1				
6- 3	0- 1	0- 0	NON-CONFERENCE	1- 0	0- 0	5- 2				
5- 1	0- 0	0- 0	HOME	1- 0	0- 0	4- 1				
1- 2	0- 1	0- 0	AWAY	0- 0	0- 0	1- 1				
0- 0	0- 0	0- 0	NEUTRAL	0- 0	0- 0	0- 0				
7- 12	0- 0	0- 3	CONFERENCE	0- 3	0- 2	7- 4				
3- 6	0- 0	0- 2	HOME	0- 1	0- 1	3- 2				
4- 5	0- 0	0- 1	AWAY	0- 2	0- 1	4- 1				
0- 1	0- 0	0- 0	NEUTRAL	0- 0	0- 0	0- 1				

RPI 1-25			RPI 26-50			RPI 51-100			RPI 101+			Team's RPI: 212
RPI	S	Opponent	Score	RPI	S	Opponent	Score	RPI	S	Opponent	Score	
10	A	Mississippi St.	58 91	31	H	Western Ky.	65 81	53	A	Rice	64 75	108 A UAB 46 90
				33	A	Old Dominion	50 67	60	A	Charlotte	59 63	108 H UAB 68 74
				46	H	Middle Tenn.	69 77	60	H	Charlotte	55 59	175 H Tulane 58 62
								89	H	VCU	51 39	208 A Fla. Atlantic 71 67
												208 H Fla. Atlantic 59 55
												209 A UTEP 72 80
												209 H UTEP 72 89
												211 H South Alabama 62 55
												214 A Houston 60 75
												235 A North Texas 65 57
												240 H Marshall 65 80
												240 N Marshall 67 71
												248 A Louisiana Tech 63 61
												248 H Louisiana Tech 66 60
												251 H Southeastern La. 62 54
												301 H Ole Miss 59 53
												310 A FIU 58 53
												321 H UTSA 82 65
												348 A La.-Monroe 57 42
												351 H Mississippi Val. 84 80
LAST 10 Division I												
				240 N Marshall	67 71			248 A Louisiana Tech	63 61			
				108 A UAB	46 90			310 A FIU	58 53			
				208 H Fla. Atlantic	59 55			208 A Fla. Atlantic	71 67			
				209 A UTEP	72 80			31 H Western Ky.	65 81			
				60 H Charlotte	55 59			240 H Marshall	65 80			

Non-Div I Games: Faulkner 71 59 William Carey 77 47

Southern Miss.

Loss, Non-Conf, S Site, H Home A Away N Neutral

Average RPI Win:	293	WON-LOST	WINNING	LAST 10	STRENGTH OF	OPP. STRENGTH	TEAM	ADJ.	CONF.	ADJ CONF.
Average RPI Loss:	145	RECORD	PCT. RANK	GAMES	SCHEDULE	OF SCHEDULE	RPI	RPI	RPI	RPI
DIV. I ONLY	16- 15	167	5-5	271	296	213	213	26	26	
DIV. I NON-CONF.	4- 9	250	0	237	300	278	278	27	27	
TOTALS	RPI 1-25	RPI 26-50	W-L RECORDS	RPI 51-100	RPI 101-150	RPI 150+				
16- 15	0- 0	0- 0	OVERALL	0- 4	0- 3	16- 8				
9- 6	0- 0	0- 0	HOME	0- 2	0- 1	9- 3				
7- 9	0- 0	0- 0	AWAY	0- 2	0- 2	7- 5				
0- 0	0- 0	0- 0	NEUTRAL	0- 0	0- 0	0- 0				
4- 9	0- 0	0- 0	NON-CONFERENCE	0- 2	0- 3	4- 4				
2- 4	0- 0	0- 0	HOME	0- 1	0- 1	2- 2				
2- 5	0- 0	0- 0	AWAY	0- 1	0- 2	2- 2				
0- 0	0- 0	0- 0	NEUTRAL	0- 0	0- 0	0- 0				
12- 6	0- 0	0- 0	CONFERENCE	0- 2	0- 0	12- 4				
7- 2	0- 0	0- 0	HOME	0- 1	0- 0	7- 1				
5- 4	0- 0	0- 0	AWAY	0- 1	0- 0	5- 3				
0- 0	0- 0	0- 0	NEUTRAL	0- 0	0- 0	0- 0				

RPI S	Opponent	Score	RPI S	Opponent	Score	RPI S	Opponent	Score	RPI S	Opponent	Score	Team's RPI: 213
						52	H Yale	59 67	126	A Colgate	51 73	
						62	A Boston College	46 89	132	A Kansas	44 79	
						73	A Stony Brook	41 60	149	H Massachusetts	58 74	
						73	H Stony Brook	69 89	156	A Binghamton	66 56	
									156	H Binghamton	58 62	
									161	A Maine	54 67	
									161	A Maine	53 77	
									161	H Maine	66 57	
									168	H Dartmouth	51 62	
									178	A Merrimack	50 73	
									187	A Providence	38 63	
									190	H Cornell	56 70	
									265	A New Hampshire	66 53	
									265	H New Hampshire	58 53	
									300	A UMBC	52 65	
									300	H UMBC	75 64	
									300	H UMBC	66 58	
									304	H Fairleigh Dickinson	61 56	
									308	A Vermont	62 58	
									308	H Vermont	61 47	
									314	A Albany (NY)	78 75	
									314	H Albany (NY)	53 51	
									324	A Bryant	55 35	
									333	H LIU Brooklyn	65 56	
									345	A Hartford	68 63	
									345	H Hartford	64 56	
LAST 10 Division I												
			161	A Maine	54 67		345	H Hartford	64 56			
			300	H UMBC	66 58		161	A Maine	53 77			
			308	A Vermont	62 58		300	A UMBC	52 65			
			314	A Albany (NY)	78 75		73	H Stony Brook	69 89			
			156	H Binghamton	58 62		265	A New Hampshire	66 53			

Non-Div I Games:

UMass Lowell

■ Loss, 
 ■ Non-Conf, 
 ■ S Site, 
 ■ Home 
 ■ A Away 
 N Neutral



RPI	S	Opponent	Score
346	A	Central Conn. St.	56 54

U  
M  
a  
s  
s  
L  
o  
w  
e  
l  
l

U  
M  
a  
s  
s  
L  
o  
w  
e  
l  
l

UMass Lowell

Average RPI Win: <b>229</b>	WON-LOST	WINNING	LAST 10	STRENGTH OF	OPP. STRENGTH	TEAM	ADJ.	CONF.	ADJ CONF.
Average RPI Loss: <b>112</b>	RECORD	PCT. RANK	GAMES	SCHEDULE	OF SCHEDULE	RPI	RPI	RPI	RPI
DIV. I ONLY	<b>12- 19</b>	<b>240</b>	<b>2-8</b>	<b>133</b>	<b>89</b>	<b>214</b>	<b>214</b>	<b>9</b>	<b>9</b>
DIV. I NON-CONF.	<b>7- 7</b>	<b>164</b>	<b>0</b>	<b>200</b>	<b>150</b>	<b>194</b>	<b>194</b>	<b>9</b>	<b>9</b>
TOTALS	RPI 1-25	RPI 26-50	W-L RECORDS	RPI 51-100	RPI 101-150	RPI 150+			
12- 19	0- 3	0- 2	OVERALL	1- 6	0- 2	11- 6			
9- 5	0- 1	0- 2	HOME	1- 1	0- 1	8- 0			
1- 11	0- 2	0- 0	AWAY	0- 4	0- 1	1- 4			
2- 3	0- 0	0- 0	NEUTRAL	0- 1	0- 0	2- 2			
7- 7	0- 1	0- 1	NON-CONFERENCE	1- 3	0- 0	6- 2			
5- 1	0- 0	0- 1	HOME	1- 0	0- 0	4- 0			
0- 4	0- 1	0- 0	AWAY	0- 2	0- 0	0- 1			
2- 2	0- 0	0- 0	NEUTRAL	0- 1	0- 0	2- 1			
5- 12	0- 2	0- 1	CONFERENCE	0- 3	0- 2	5- 4			
4- 4	0- 1	0- 1	HOME	0- 1	0- 1	4- 0			
1- 7	0- 1	0- 0	AWAY	0- 2	0- 1	1- 3			
0- 1	0- 0	0- 0	NEUTRAL	0- 0	0- 0	0- 1			

RPI	S	Opponent	Score	RPI	S	Opponent	Score	RPI	S	Opponent	Score	RPI	S	Opponent	Score	Team's RPI: 214
4	A	UConn	51 <b>91</b>	36	H	FGCU	45 <b>57</b>	61	A	Cincinnati	66 <b>85</b>	116	A	Temple	75 <b>76</b>	
4	H	UConn	40 <b>92</b>	37	H	UCF	49 <b>67</b>	61	H	Cincinnati	65 <b>74</b>	116	H	Temple	58 <b>61</b>	
21	A	Texas A&M	43 <b>72</b>					69	A	South Fla.	45 <b>74</b>	166	H	Wichita St.	64 56	
								79	A	Georgia Tech	38 <b>69</b>	166	N	Wichita St.	64 <b>72</b>	
								87	A	Fordham	54 <b>63</b>	175	A	Tulane	66 60	
								92	H	Oklahoma	85 69	195	H	Memphis	75 65	
								100	N	Syracuse	62 <b>87</b>	212	H	Southern Miss.	75 60	
												215	N	San Francisco	57 <b>80</b>	
												230	A	New Mexico	71 <b>81</b>	
												233	A	SMU	47 <b>60</b>	
												233	H	SMU	55 53	
												242	A	East Carolina	50 <b>53</b>	
												242	H	East Carolina	72 63	
												248	H	Louisiana Tech	67 53	
												251	H	Southeastern La.	78 65	
												258	A	Tulsa	64 <b>71</b>	
												284	N	California Baptist	96 75	
												318	H	Houston Baptist	82 60	
												329	N	Hofstra	54 44	
LAST 10 Division I																
166	N	Wichita St.	64 <b>72</b>	116	A	Temple	75 <b>76</b>									
258	A	Tulsa	64 <b>71</b>	37	H	UCF	49 <b>67</b>									
4	H	UConn	40 <b>92</b>	242	A	East Carolina	50 <b>53</b>									
233	A	SMU	47 <b>60</b>	233	H	SMU	55 53									
61	H	Cincinnati	65 <b>74</b>	175	A	Tulane	66 60									

Non-Div I Games:

Houston

■ Loss, 
 ■ Non-Conf, 
 ■ S Site, 
 ■ H Home 
 ■ A Away 
 N Neutral

## San Francisco

Through Games Of March 11, 2020

Average RPI Win:	225	WON-LOST	WINNING	LAST 10	STRENGTH OF	OPP. STRENGTH	TEAM	ADJ.	CONF.	ADJ CONF.
Average RPI Loss:	123	RECORD	PCT. RANK	GAMES	SCHEDULE	OF SCHEDULE	RPI	RPI	RPI	RPI
DIV. I ONLY	12- 19	240	5-5	154	120	215	215	11	11	
DIV. I NON-CONF.	7- 5	131	0	168	186	143	143	11	11	
TOTALS	RPI 1-25	RPI 26-50	W-L RECORDS	RPI 51-100	RPI 101-150	RPI 150+				
12- 19	0- 4	0- 0	OVERALL	1- 2	1- 6	10- 7				
5- 9	0- 2	0- 0	HOME	1- 1	0- 3	4- 3				
4- 8	0- 1	0- 0	AWAY	0- 1	1- 3	3- 3				
3- 2	0- 1	0- 0	NEUTRAL	0- 0	0- 0	3- 1				
7- 5	0- 2	0- 0	NON-CONFERENCE	0- 1	0- 1	7- 1				
3- 2	0- 1	0- 0	HOME	0- 1	0- 0	3- 0				
1- 2	0- 0	0- 0	AWAY	0- 0	0- 1	1- 1				
3- 1	0- 1	0- 0	NEUTRAL	0- 0	0- 0	3- 0				
5- 14	0- 2	0- 0	CONFERENCE	1- 1	1- 5	3- 6				
2- 7	0- 1	0- 0	HOME	1- 0	0- 3	1- 3				
3- 6	0- 1	0- 0	AWAY	0- 1	1- 2	2- 2				
0- 1	0- 0	0- 0	NEUTRAL	0- 0	0- 0	0- 1				

RPI S	Opponent	Score	RPI S	Opponent	Score	RPI S	Opponent	Score	RPI S	Opponent	Score	Team's RPI: 215
6	H Stanford	71 97				94	A BYU	44 57	103	A Portland	49 69	
10	N Mississippi St.	38 73				94	H BYU	60 58	103	H Portland	66 73	
12	A Gonzaga	38 56				99	H Idaho	60 66	111	A San Diego	50 54	
12	H Gonzaga	46 69							111	H San Diego	58 61	
									134	A Pacific	67 61	
									134	H Pacific	61 84	
									140	A Washington	54 73	
									159	A UC Davis	67 79	
									178	A Pepperdine	70 82	
									178	H Pepperdine	64 70	
									193	A Santa Clara	72 66	
									193	H Santa Clara	72 80	
									193	N Santa Clara	65 72	
									201	A Saint Mary's (CA)	69 55	
									201	H Saint Mary's (CA)	79 86	
									214	N Houston	80 57	
									224	A Northern Colo.	90 83	
									234	H Cal St. Fullerton	71 63	
									254	N Bowling Green	64 56	
									266	N UC Irvine	68 61	
									280	H CSUN	79 61	
									298	A LMU (CA)	69 76	
									298	H LMU (CA)	70 68	
									309	H Sacramento St.	87 82	
LAST 10 Division I												
193	N Santa Clara	65 72	103	A Portland	49 69							
201	A Saint Mary's (CA)	69 55	12	A Gonzaga	38 56							
134	A Pacific	67 61	298	H LMU (CA)	70 68							
94	H BYU	60 58	178	H Pepperdine	64 70							
111	H San Diego	58 61	193	A Santa Clara	72 66							

Non-Div I Games:

San Francisco

■ Loss, 
■ Non-Conf, 
■ S Site, 
■ Home 
■ Away 
N Neutral

Average RPI Win:	266	WON-LOST	WINNING	LAST 10	STRENGTH OF	OPP. STRENGTH	TEAM	ADJ.	CONF.	ADJ CONF.
Average RPI Loss:	115	RECORD	PCT. RANK	GAMES	SCHEDULE	OF SCHEDULE	RPI	RPI	RPI	RPI
DIV. I ONLY	12- 15	210	4-6	230	165	216	216	19	19	
DIV. I NON-CONF.	3- 7	252	0	164	80	240	240	18	18	
TOTALS	RPI 1-25	RPI 26-50	W-L RECORDS	RPI 51-100	RPI 101-150	RPI 150+				
12- 15	0- 1	0- 4	OVERALL	1- 3	0- 1	11- 6				
8- 3	0- 0	0- 2	HOME	1- 1	0- 0	7- 0				
4- 9	0- 1	0- 2	AWAY	0- 2	0- 0	4- 4				
0- 3	0- 0	0- 0	NEUTRAL	0- 0	0- 1	0- 2				
3- 7	0- 1	0- 2	NON-CONFERENCE	1- 1	0- 1	2- 2				
2- 1	0- 0	0- 1	HOME	1- 0	0- 0	1- 0				
1- 4	0- 1	0- 1	AWAY	0- 1	0- 0	1- 1				
0- 2	0- 0	0- 0	NEUTRAL	0- 0	0- 1	0- 1				
9- 8	0- 0	0- 2	CONFERENCE	0- 2	0- 0	9- 4				
6- 2	0- 0	0- 1	HOME	0- 1	0- 0	6- 0				
3- 5	0- 0	0- 1	AWAY	0- 1	0- 0	3- 3				
0- 1	0- 0	0- 0	NEUTRAL	0- 0	0- 0	0- 1				

RPI 1-25				RPI 26-50				RPI 51-100				RPI 101+ Team's RPI: 216			
RPI	S	Opponent	Score	RPI	S	Opponent	Score	RPI	S	Opponent	Score	RPI	S	Opponent	Score
25	A	Drake	75 94	26	A	South Dakota	51 88	71	A	South Dakota St.	45 75	105	N	Southern Ill.	65 79
				26	H	South Dakota	65 96	71	H	South Dakota St.	48 89	177	A	Missouri	89 97
				45	A	Purdue	59 66	74	A	Illinois St.	65 78	198	A	Oral Roberts	60 71
				50	H	Bradley	49 84	88	H	Southeast Mo. St.	97 91	198	H	Oral Roberts	75 61
												198	N	Oral Roberts	66 74
												200	N	Eastern Ill.	52 60
												217	A	North Dakota	71 77
												217	H	North Dakota	91 74
												243	A	Denver	78 84
												243	H	Denver	82 75
												257	A	North Dakota St.	79 78
												257	H	North Dakota St.	86 79
												275	H	Indiana St.	83 72
												313	A	Omaha	83 69
												313	H	Omaha	79 66
												339	A	Purdue Fort Wayne	83 74
												339	H	Purdue Fort Wayne	79 68
												349	A	Chicago St.	88 78
LAST 10 Division I															
				198	N	Oral Roberts	66 74	26	A	South Dakota	51 88				
				243	A	Denver	78 84	339	A	Purdue Fort Wayne	83 74				
				198	A	Oral Roberts	60 71	257	H	North Dakota St.	86 79				
				313	H	Omaha	79 66	71	H	South Dakota St.	48 89				
				217	H	North Dakota	91 74	217	A	North Dakota	71 77				

Non-Div I Games: Culver-Stockton 82 76 Ill.-Springfield 91 51 Mo. Baptist 90 69

Western Ill.

# North Dakota

# Through Games Of March 11, 2020

Average RPI Win: <b>273</b>	WON-LOST	WINNING	LAST 10	STRENGTH OF	OPP. STRENGTH	TEAM	ADJ.	CONF.	ADJ CONF.
Average RPI Loss: <b>143</b>	RECORD	PCT. RANK	GAMES	SCHEDULE	OF SCHEDULE	RPI	RPI	RPI	RPI
DIV. I ONLY	13- 15	194	3-7	272	220	217	217	19	19
DIV. I NON-CONF.	7- 4	100	0	251	314	127	127	18	18
TOTALS	RPI 1-25	RPI 26-50	W-L RECORDS	RPI 51-100	RPI 101-150	RPI 150+			
13- 15	0- 0	0- 3	OVERALL	0- 4	1- 0	12- 8			
5- 6	0- 0	0- 1	HOME	0- 2	1- 0	4- 3			
8- 8	0- 0	0- 2	AWAY	0- 1	0- 0	8- 5			
0- 1	0- 0	0- 0	NEUTRAL	0- 1	0- 0	0- 0			
7- 4	0- 0	0- 1	NON-CONFERENCE	0- 1	1- 0	6- 2			
2- 1	0- 0	0- 0	HOME	0- 1	1- 0	1- 0			
5- 3	0- 0	0- 1	AWAY	0- 0	0- 0	5- 2			
0- 0	0- 0	0- 0	NEUTRAL	0- 0	0- 0	0- 0			
6- 11	0- 0	0- 2	CONFERENCE	0- 3	0- 0	6- 6			
3- 5	0- 0	0- 1	HOME	0- 1	0- 0	3- 3			
3- 5	0- 0	0- 1	AWAY	0- 1	0- 0	3- 3			
0- 1	0- 0	0- 0	NEUTRAL	0- 1	0- 0	0- 0			

RPI 1-25				RPI 26-50				RPI 51-100				RPI 101+				Team's RPI: 217	
RPI	S	Opponent	Score	RPI	S	Opponent	Score	RPI	S	Opponent	Score	RPI	S	Opponent	Score		
				26	A	South Dakota	47 76	71	A	South Dakota St.	64 99	133	H	Valparaiso	65 63		
				26	H	South Dakota	46 93	71	H	South Dakota St.	61 74	173	A	New Orleans	73 79		
				29	A	Arizona	42 74	71	N	South Dakota St.	43 72	198	A	Oral Roberts	52 75		
								74	H	Illinois St.	58 66	198	H	Oral Roberts	72 86		
												210	H	Rhode Island	67 61		
												216	A	Western Ill.	74 91		
												216	H	Western Ill.	77 71		
												220	A	Milwaukee	66 58		
												233	A	SMU	51 66		
												243	A	Denver	90 82		
												243	H	Denver	81 91		
												246	A	Grand Canyon	78 76		
												257	A	North Dakota St.	82 92		
												257	H	North Dakota St.	74 82		
												290	A	Ga. Southern	69 56		
												313	A	Omaha	71 67		
												313	H	Omaha	63 57		
												339	A	Purdue Fort Wayne	63 49		
												339	H	Purdue Fort Wayne	91 85		
												343	A	Charleston So.	73 57		
												350	A	South Carolina St.	95 53		
LAST 10 Division I																	
				71	N	South Dakota St.	43 72	216	A	Western Ill.	74 91						
				26	A	South Dakota	47 76	26	H	South Dakota	46 93						
				313	A	Omaha	71 67	198	H	Oral Roberts	72 86						
				257	H	North Dakota St.	74 82	339	A	Purdue Fort Wayne	63 49						
				71	H	South Dakota St.	61 74	216	H	Western Ill.	77 71						

Non-Div I Games: Northland 118 35 Mayville St. 83 52

North Dakota

Loss, Non-Conf, S Site, H Home A Away N Neutral

Average RPI Win: <b>211</b>	WON-LOST	WINNING	LAST 10	STRENGTH OF	OPP. STRENGTH	TEAM	ADJ.	CONF.	ADJ CONF.
Average RPI Loss: <b>158</b>	RECORD	PCT. RANK	GAMES	SCHEDULE	OF SCHEDULE	RPI	RPI	RPI	RPI
DIV. I ONLY	<b>13- 17</b>	<b>212</b>	<b>3-7</b>	<b>179</b>	<b>174</b>	<b>218</b>	<b>218</b>	<b>17</b>	<b>17</b>
DIV. I NON-CONF.	<b>4- 7</b>	<b>225</b>	<b>0</b>	<b>185</b>	<b>86</b>	<b>251</b>	<b>251</b>	<b>20</b>	<b>20</b>
TOTALS	RPI 1-25	RPI 26-50	W-L RECORDS	RPI 51-100	RPI 101-150	RPI 150+			
13- 17	0- 0	0- 1	OVERALL	3- 5	0- 3	10- 8			
9- 7	0- 0	0- 1	HOME	3- 2	0- 1	6- 3			
4- 9	0- 0	0- 0	AWAY	0- 3	0- 1	4- 5			
0- 1	0- 0	0- 0	NEUTRAL	0- 0	0- 1	0- 0			
4- 7	0- 0	0- 1	NON-CONFERENCE	2- 2	0- 0	2- 4			
3- 4	0- 0	0- 1	HOME	2- 1	0- 0	1- 2			
1- 3	0- 0	0- 0	AWAY	0- 1	0- 0	1- 2			
0- 0	0- 0	0- 0	NEUTRAL	0- 0	0- 0	0- 0			
9- 10	0- 0	0- 0	CONFERENCE	1- 3	0- 3	8- 4			
6- 3	0- 0	0- 0	HOME	1- 1	0- 1	5- 1			
3- 6	0- 0	0- 0	AWAY	0- 2	0- 1	3- 3			
0- 1	0- 0	0- 0	NEUTRAL	0- 0	0- 1	0- 0			

RPI S	Opponent	Score	RPI S	Opponent	Score	RPI S	Opponent	Score	RPI S	Opponent	Score	Team's RPI: 218
27	H Duke	45 57	58	H St. John's (NY)	79 75	146	A San Jose St.	60 62				
			65	A Fresno St.	58 72	146	H San Jose St.	63 76				
			65	H Fresno St.	66 72	146	N San Jose St.	48 67				
			69	H South Fla.	61 51	167	H Wyoming	65 53				
			75	H Virginia	55 63	178	A Pepperdine	69 44				
			81	A Southern California	54 75	182	H Elon	44 50				
			83	A Boise St.	52 81	189	A Southern Utah	68 72				
			83	H Boise St.	66 65	230	A New Mexico	68 51				
						230	H New Mexico	64 80				
						234	H Cal St. Fullerton	58 64				
						236	A Nevada	59 62				
						236	H Nevada	66 64				
						244	A San Diego St.	39 48				
						244	H San Diego St.	72 67				
						246	A Grand Canyon	51 53				
						271	A Air Force	67 60				
						279	A Utah St.	60 46				
						279	H Utah St.	69 45				
						294	A Colorado St.	56 60				
						294	H Colorado St.	56 52				
						350	H South Carolina St.	66 57				
LAST 10 Division I												
146	N San Jose St.	48 67	230	H New Mexico	64 80							
146	H San Jose St.	63 76	236	A Nevada	59 62							
83	A Boise St.	52 81	65	A Fresno St.	58 72							
244	H San Diego St.	72 67	279	H Utah St.	69 45							
294	A Colorado St.	56 60	294	H Colorado St.	56 52							

Non-Div I Games:

UNLV

■ Loss, 
 ■ Non-Conf, 
 ■ S Site, 
 ■ H Home 
 ■ A Away 
 N Neutral

Average RPI Win:	210	WON-LOST	WINNING	LAST 10	STRENGTH OF	OPP. STRENGTH	TEAM	ADJ.	CONF.	ADJ CONF.
Average RPI Loss:	80	RECORD	PCT. RANK	GAMES	SCHEDULE	OF SCHEDULE	RPI	RPI	RPI	RPI
DIV. I ONLY	7- 23	310	0-10	35	57	219	219	2	2	
DIV. I NON-CONF.	6- 5	151	0	196	276	209	209	1	1	
TOTALS	RPI 1-25	RPI 26-50	W-L RECORDS	RPI 51-100	RPI 101-150	RPI 150+				
7- 23	0- 8	0- 5	OVERALL	1- 4	1- 2	5- 4				
5- 11	0- 4	0- 2	HOME	1- 2	1- 0	3- 3				
1- 10	0- 4	0- 3	AWAY	0- 1	0- 2	1- 0				
1- 2	0- 0	0- 0	NEUTRAL	0- 1	0- 0	1- 1				
6- 5	0- 1	0- 0	NON-CONFERENCE	1- 1	0- 0	5- 3				
4- 3	0- 0	0- 0	HOME	1- 1	0- 0	3- 2				
1- 1	0- 1	0- 0	AWAY	0- 0	0- 0	1- 0				
1- 1	0- 0	0- 0	NEUTRAL	0- 0	0- 0	1- 1				
1- 18	0- 7	0- 5	CONFERENCE	0- 3	1- 2	0- 1				
1- 8	0- 4	0- 2	HOME	0- 1	1- 0	0- 1				
0- 9	0- 3	0- 3	AWAY	0- 1	0- 2	0- 0				
0- 1	0- 0	0- 0	NEUTRAL	0- 1	0- 0	0- 0				

RPI	S	Opponent	Score	RPI	S	Opponent	Score	RPI	S	Opponent	Score	RPI	S	Opponent	Score	Team's RPI: 219
3	H	Maryland	69 106	34	A	Michigan	48 82	87	H	Fordham	72 59	102	A	Michigan St.	80 99	
9	A	Princeton	55 72	34	H	Michigan	66 80	90	A	Nebraska	58 75	102	H	Michigan St.	86 73	
11	A	Northwestern	59 85	45	A	Purdue	68 81	91	H	Minnesota	74 81	150	A	Wisconsin	65 71	
11	H	Northwestern	59 82	47	A	Rutgers	39 72	91	N	Minnesota	65 85	192	A	Towson	73 67	
14	H	Indiana	60 76	47	H	Rutgers	57 62	93	H	Rider	70 78	194	H	La Salle	67 69	
15	A	Iowa	57 100									202	H	Illinois	66 70	
15	H	Iowa	66 77									222	H	Clemson	68 55	
17	A	Ohio St.	70 80									252	H	George Mason	68 78	
												283	N	Long Beach St.	56 64	
												285	H	Sacred Heart	88 65	
												287	H	Pittsburgh	78 73	
												296	N	N.C. Central	92 68	
LAST 10 Division I																
91	N	Minnesota	65 85	90	A	Nebraska	58 75									
102	A	Michigan St.	80 99	202	H	Illinois	66 70									
34	H	Michigan	66 80	47	A	Rutgers	39 72									
15	A	Iowa	57 100	11	H	Northwestern	59 82									
3	H	Maryland	69 106	15	H	Iowa	66 77									

Non-Div I Games:

Penn St.

■ Loss, 
■ Non-Conf, 
■ S Site, 
■ H Home 
■ A Away 
N Neutral

Average RPI Win:	257	WON-LOST	WINNING	LAST 10	STRENGTH OF	OPP. STRENGTH	TEAM	ADJ.	CONF.	ADJ CONF.
Average RPI Loss:	136	RECORD	PCT. RANK	GAMES	SCHEDULE	OF SCHEDULE	RPI	RPI	RPI	RPI
DIV. I ONLY	14- 16	189	8-2	229	218	220	220	22	22	
DIV. I NON-CONF.	2- 8	295	0	188	40	300	300	22	22	
TOTALS	RPI 1-25	RPI 26-50	W-L RECORDS	RPI 51-100	RPI 101-150	RPI 150+				
14- 16	0- 2	0- 1	OVERALL	0- 3	1- 3	13- 7				
10- 5	0- 1	0- 0	HOME	0- 1	1- 0	9- 3				
4- 11	0- 1	0- 1	AWAY	0- 2	0- 3	4- 4				
0- 0	0- 0	0- 0	NEUTRAL	0- 0	0- 0	0- 0				
2- 8	0- 2	0- 1	NON-CONFERENCE	0- 1	0- 2	2- 2				
2- 3	0- 1	0- 0	HOME	0- 0	0- 0	2- 2				
0- 5	0- 1	0- 1	AWAY	0- 1	0- 2	0- 0				
0- 0	0- 0	0- 0	NEUTRAL	0- 0	0- 0	0- 0				
12- 8	0- 0	0- 0	CONFERENCE	0- 2	1- 1	11- 5				
8- 2	0- 0	0- 0	HOME	0- 1	1- 0	7- 1				
4- 6	0- 0	0- 0	AWAY	0- 1	0- 1	4- 4				
0- 0	0- 0	0- 0	NEUTRAL	0- 0	0- 0	0- 0				

RPI 1-25				RPI 26-50				RPI 51-100				RPI 101+ Team's RPI: 220			
RPI	S	Opponent	Score	RPI	S	Opponent	Score	RPI	S	Opponent	Score	RPI	S	Opponent	Score
18	A	DePaul	65 94	45	A	Purdue	55 68	59	A	IUPUI	53 60	113	A	Green Bay	48 61
23	H	Marquette	56 78					59	H	IUPUI	52 75	113	H	Green Bay	65 60
								91	A	Minnesota	61 77	119	A	Columbia	46 74
												150	A	Wisconsin	40 71
												172	A	Wright St.	77 67
												172	H	Wright St.	60 58
												181	H	Northern Ill.	78 65
												185	A	Northern Ky.	58 78
												185	A	Northern Ky.	37 61
												185	H	Northern Ky.	49 61
												190	A	Cleveland St.	49 58
												190	H	Cleveland St.	61 57
												217	H	North Dakota	58 66
												254	H	Bowling Green	51 63
												259	A	Youngstown St.	74 62
												259	H	Youngstown St.	59 54
												289	A	Oakland	62 78
												289	H	Oakland	74 67
												289	H	Oakland	73 65
												328	H	Ark.-Pine Bluff	69 55
												332	A	Detroit Mercy	63 48
												332	H	Detroit Mercy	76 51
												341	A	UIC	66 60
												341	H	UIC	71 55
LAST 10 Division I															
185	A	Northern Ky.	58 78	59	A	IUPUI	53 60								
289	H	Oakland	73 65	332	H	Detroit Mercy	76 51								
190	H	Cleveland St.	61 57	289	H	Oakland	74 67								
259	H	Youngstown St.	59 54	113	H	Green Bay	65 60								
341	A	UIC	66 60	172	A	Wright St.	77 67								

Non-Div I Games: Wis.-Parkside 84 77

Milwaukee

Loss, Non-Conf, S Site, H Home A Away N Neutral



Average RPI Win:	259	WON-LOST	WINNING	LAST 10	STRENGTH OF	OPP. STRENGTH	TEAM	ADJ.	CONF.	ADJ CONF.
Average RPI Loss:	127	RECORD	PCT. RANK	GAMES	SCHEDULE	OF SCHEDULE	RPI	RPI	RPI	RPI
DIV. I ONLY	11- 16	228	3-7	216	175	221	221	15	15	
DIV. I NON-CONF.	5- 5	164	0	258	280	188	188	14	14	
TOTALS	RPI 1-25	RPI 26-50	W-L RECORDS	RPI 51-100	RPI 101-150	RPI 150+				
11- 16	0- 0	0- 2	OVERALL	0- 5	1- 5	10- 4				
5- 6	0- 0	0- 1	HOME	0- 2	1- 1	4- 2				
5- 10	0- 0	0- 1	AWAY	0- 3	0- 4	5- 2				
1- 0	0- 0	0- 0	NEUTRAL	0- 0	0- 0	1- 0				
5- 5	0- 0	0- 0	NON-CONFERENCE	0- 2	0- 2	5- 1				
2- 1	0- 0	0- 0	HOME	0- 1	0- 0	2- 0				
2- 4	0- 0	0- 0	AWAY	0- 1	0- 2	2- 1				
1- 0	0- 0	0- 0	NEUTRAL	0- 0	0- 0	1- 0				
6- 11	0- 0	0- 2	CONFERENCE	0- 3	1- 3	5- 3				
3- 5	0- 0	0- 1	HOME	0- 1	1- 1	2- 2				
3- 6	0- 0	0- 1	AWAY	0- 2	0- 2	3- 1				
0- 0	0- 0	0- 0	NEUTRAL	0- 0	0- 0	0- 0				

RPI S	Opponent	Score	RPI S	Opponent	Score	RPI S	Opponent	Score	RPI S	Opponent	Score	Team's RPI: 221
36	A FGCU	63 80	36	H FGCU	64 89	64	A Georgia	65 80	121	A North Florida	33 57	
						79	H Georgia Tech	47 63	121	H North Florida	55 64	
						97	A Liberty	86 91	129	A Campbell	51 63	
						97	A Liberty	66 76	131	A Duquesne	72 75	
						97	H Liberty	70 76	142	A North Ala.	54 71	
									142	H North Ala.	59 56	
									152	H Samford	60 55	
									165	A Jacksonville	81 88	
									165	H Jacksonville	83 93	
									227	A Stetson	70 67	
									227	H Stetson	61 67	
									247	A Lipscomb	74 66	
									247	H Lipscomb	88 60	
									261	A UNCW	58 56	
									290	A Ga. Southern	95 69	
									300	N UMBC	59 44	
									320	A Navy	62 82	
									326	H Mercer	92 64	
									331	A NJIT	77 64	
									331	H NJIT	85 62	
LAST 10 Division I												
97	A Liberty	86 91	36	H FGCU	64 89							
97	H Liberty	70 76	227	A Stetson	70 67							
331	H NJIT	85 62	247	H Lipscomb	88 60							
142	A North Ala.	54 71	97	A Liberty	66 76							
165	A Jacksonville	81 88	121	A North Florida	33 57							

Non-Div I Games: Middle Ga. St. 88 49 Shorter 94 55

Kennesaw St.

Average RPI Win:	216	WON-LOST	WINNING	LAST 10	STRENGTH OF	OPP. STRENGTH	TEAM	ADJ.	CONF.	ADJ CONF.
Average RPI Loss:	86	RECORD	PCT. RANK	GAMES	SCHEDULE	OF SCHEDULE	RPI	RPI	RPI	RPI
DIV. I ONLY	8- 23	307	1-9	70	63	222	222	5	5	
DIV. I NON-CONF.	4- 7	225	0	141	159	227	227	4	4	
TOTALS	RPI 1-25	RPI 26-50	W-L RECORDS	RPI 51-100	RPI 101-150	RPI 150+				
8- 23	0- 5	1- 3	OVERALL	0- 7	2- 5	5- 3				
4- 11	0- 3	1- 1	HOME	0- 3	0- 2	3- 2				
2- 10	0- 1	0- 2	AWAY	0- 3	1- 3	1- 1				
2- 2	0- 1	0- 0	NEUTRAL	0- 1	1- 0	1- 0				
4- 7	0- 3	0- 0	NON-CONFERENCE	0- 1	0- 0	4- 3				
2- 4	0- 1	0- 0	HOME	0- 1	0- 0	2- 2				
1- 2	0- 1	0- 0	AWAY	0- 0	0- 0	1- 1				
1- 1	0- 1	0- 0	NEUTRAL	0- 0	0- 0	1- 0				
4- 16	0- 2	1- 3	CONFERENCE	0- 6	2- 5	1- 0				
2- 7	0- 2	1- 1	HOME	0- 2	0- 2	1- 0				
1- 8	0- 0	0- 2	AWAY	0- 3	1- 3	0- 0				
1- 1	0- 0	0- 0	NEUTRAL	0- 1	1- 0	0- 0				

RPI	S	Opponent	Score	RPI	S	Opponent	Score	RPI	S	Opponent	Score	RPI	S	Opponent	Score	Team's RPI: 222
1	H	South Carolina	48 84	27	H	Duke	62 58	62	H	Boston College	68 70	115	A	Wake Forest	58 63	
3	N	Maryland	44 63	32	A	Florida St.	54 81	62	N	Boston College	73 85	115	H	Wake Forest	52 66	
7	H	Louisville	50 75	32	H	Florida St.	64 81	72	H	Alabama	54 67	118	A	Miami (FL)	64 68	
15	A	Iowa	60 74	38	A	Virginia Tech	50 71	75	A	Virginia	54 70	118	H	Miami (FL)	48 63	
16	H	NC State	60 79					79	A	Georgia Tech	47 49	118	N	Miami (FL)	71 56	
								79	H	Georgia Tech	44 56	123	A	Notre Dame	71 55	
								100	A	Syracuse	46 59	147	A	North Carolina	72 86	
												163	H	N.C. A&T	74 82	
												196	H	Furman	77 71	
												219	A	Penn St.	55 68	
												287	H	Pittsburgh	75 67	
												320	H	Navy	52 65	
												323	N	Alcorn	77 46	
												325	H	Alabama St.	76 43	
												326	A	Mercer	65 61	
LAST 10 Division I																
		62 N Boston College	73 85			118 H Miami (FL)	48 63									
		118 N Miami (FL)	71 56			115 H Wake Forest	52 66									
		79 H Georgia Tech	44 56			62 H Boston College	68 70									
		32 A Florida St.	54 81			75 A Virginia	54 70									
		100 A Syracuse	46 59			147 A North Carolina	72 86									

Non-Div I Games:

Clemson

■ Loss, 
■ Non-Conf, 
■ S Site, 
■ H Home 
■ A Away 
N Neutral

Average RPI Win: <b>249</b>	WON-LOST	WINNING	LAST 10	STRENGTH OF	OPP. STRENGTH	TEAM	ADJ.	CONF.	ADJ CONF.
Average RPI Loss: <b>126</b>	RECORD	PCT. RANK	GAMES	SCHEDULE	OF SCHEDULE	RPI	RPI	RPI	RPI
DIV. I ONLY	<b>8- 19</b>	<b>292</b>	<b>2-8</b>	<b>113</b>	<b>173</b>	<b>223</b>	<b>223</b>	<b>7</b>	<b>7</b>
DIV. I NON-CONF.	<b>6- 7</b>	<b>182</b>	<b>0</b>	<b>269</b>	<b>339</b>	<b>223</b>	<b>223</b>	<b>8</b>	<b>8</b>
TOTALS	RPI 1-25	RPI 26-50	W-L RECORDS	RPI 51-100	RPI 101-150	RPI 150+			
8- 19	0- 2	0- 0	OVERALL	0- 5	0- 6	8- 6			
2- 9	0- 1	0- 0	HOME	0- 2	0- 3	2- 3			
6- 9	0- 1	0- 0	AWAY	0- 3	0- 3	6- 2			
0- 1	0- 0	0- 0	NEUTRAL	0- 0	0- 0	0- 1			
6- 7	0- 0	0- 0	NON-CONFERENCE	0- 1	0- 2	6- 4			
1- 3	0- 0	0- 0	HOME	0- 0	0- 1	1- 2			
5- 3	0- 0	0- 0	AWAY	0- 1	0- 1	5- 1			
0- 1	0- 0	0- 0	NEUTRAL	0- 0	0- 0	0- 1			
2- 12	0- 2	0- 0	CONFERENCE	0- 4	0- 4	2- 2			
1- 6	0- 1	0- 0	HOME	0- 2	0- 2	1- 1			
1- 6	0- 1	0- 0	AWAY	0- 2	0- 2	1- 1			
0- 0	0- 0	0- 0	NEUTRAL	0- 0	0- 0	0- 0			

RPI	S	Opponent	Score	RPI	S	Opponent	Score	RPI	S	Opponent	Score	RPI	S	Opponent	Score	Team's RPI: 223
9	A	Princeton	39 <b>81</b>		52	A	Yale	72 <b>79</b>	119	A	Columbia	60 <b>74</b>				
9	H	Princeton	48 <b>85</b>		52	H	Yale	40 <b>73</b>	119	H	Columbia	66 <b>76</b>				
					56	A	Penn	60 <b>74</b>	120	A	Harvard	53 <b>68</b>				
					56	H	Penn	73 <b>85</b>	120	H	Harvard	59 <b>63</b>				
					69	A	South Fla.	60 <b>70</b>	122	H	Holy Cross	71 <b>83</b>				
									149	A	Massachusetts	42 <b>95</b>				
									161	H	Maine	76 70				
									168	A	Dartmouth	83 71				
									168	H	Dartmouth	58 <b>72</b>				
									178	H	Merrimack	57 <b>72</b>				
									190	A	Cornell	63 <b>74</b>				
									190	H	Cornell	77 73				
									210	N	Rhode Island	44 <b>89</b>				
									228	A	Fairfield	58 44				
									265	A	New Hampshire	76 68				
									277	A	Longwood	76 <b>86</b>				
									310	A	FIU	72 57				
									324	A	Bryant	56 50				
									324	H	Bryant	44 <b>45</b>				
									346	A	Central Conn. St.	83 73				
LAST 10 Division I																
168	H	Dartmouth	58 <b>72</b>	119	H	Columbia	66 <b>76</b>									
120	H	Harvard	59 <b>63</b>	9	H	Princeton	48 <b>85</b>									
56	A	Penn	60 <b>74</b>	56	H	Penn	73 <b>85</b>									
9	A	Princeton	39 <b>81</b>	120	A	Harvard	53 <b>68</b>									
190	H	Cornell	77 73	168	A	Dartmouth	83 71									

Non-Div I Games:

Brown

■ Loss, 
 ■ Non-Conf, S Site, 
 ■ Home 
 ■ Away 
 N Neutral

Average RPI Win: 255		WON-LOST	WINNING	LAST 10	STRENGTH OF	OPP. STRENGTH	TEAM	ADJ.	CONF.	ADJ CONF.
Average RPI Loss: 149		RECORD	PCT. RANK	GAMES	SCHEDULE	OF SCHEDULE	RPI	RPI	RPI	RPI
DIV. I ONLY		13- 18	222	3-7	226	196	224	224	18	18
DIV. I NON-CONF.		4- 5	195	0	154	145	154	154	17	17
TOTALS	RPI 1-25	RPI 26-50		W-L RECORDS	RPI 51-100		RPI 101-150		RPI 150+	
13- 18	0- 2	0- 0		OVERALL	0- 5		0- 0		13- 11	
4- 9	0- 0	0- 0		HOME	0- 2		0- 0		4- 7	
8- 8	0- 2	0- 0		AWAY	0- 2		0- 0		8- 4	
1- 1	0- 0	0- 0		NEUTRAL	0- 1		0- 0		1- 0	
4- 5	0- 2	0- 0		NON-CONFERENCE	0- 0		0- 0		4- 3	
1- 2	0- 0	0- 0		HOME	0- 0		0- 0		1- 2	
3- 3	0- 2	0- 0		AWAY	0- 0		0- 0		3- 1	
0- 0	0- 0	0- 0		NEUTRAL	0- 0		0- 0		0- 0	
9- 13	0- 0	0- 0		CONFERENCE	0- 5		0- 0		9- 8	
3- 7	0- 0	0- 0		HOME	0- 2		0- 0		3- 5	
5- 5	0- 0	0- 0		AWAY	0- 2		0- 0		5- 3	
1- 1	0- 0	0- 0		NEUTRAL	0- 1		0- 0		1- 0	

RPI 1-25					
RPI	S	Opponent	Score		
6	A	Stanford	36	90	
13	A	UCLA	58	92	
RPI 26-50					
RPI	S	Opponent	Score		
RPI 51-100					
RPI	S	Opponent	Score		
57	A	Montana St.	58	91	
57	H	Montana St.	63	73	
57	N	Montana St.	62	67	
99	A	Idaho	65	70	
99	H	Idaho	46	57	
RPI 101+					
RPI	S	Opponent	Score		
162	A	Montana	67	58	
162	H	Montana	55	70	
164	A	Northern Ariz.	45	72	
164	H	Northern Ariz.	60	71	
167	A	Wyoming	46	44	
170	A	Idaho St.	39	59	
170	H	Idaho St.	55	71	
189	A	Southern Utah	50	64	
189	H	Southern Utah	55	68	
197	A	Portland St.	78	51	
197	H	Portland St.	77	58	
207	A	Chattanooga	59	42	
215	H	San Francisco	83	90	
233	A	SMU	61	52	
243	A	Denver	55	74	
271	H	Air Force	72	62	
294	H	Colorado St.	58	75	
309	A	Sacramento St.	73	63	
309	H	Sacramento St.	90	73	
309	N	Sacramento St.	79	61	
315	A	Eastern Wash.	67	61	
315	H	Eastern Wash.	63	42	
327	A	Weber St.	69	65	
327	H	Weber St.	60	65	

Non-Div I Games:

Northern Colo.

Loss, Non-Conf, S Site, H Home A Away N Neutral

Average RPI Win:	308	WON-LOST	WINNING	LAST 10	STRENGTH OF	OPP. STRENGTH	TEAM	ADJ.	CONF.	ADJ CONF.
Average RPI Loss:	137	RECORD	PCT. RANK	GAMES	SCHEDULE	OF SCHEDULE	RPI	RPI	RPI	RPI
DIV. I ONLY	14- 14	174	7-3	318	311	225	225	32	32	
DIV. I NON-CONF.	0- 9	338	0	93	6	303	303	31	31	
TOTALS	RPI 1-25	RPI 26-50	W-L RECORDS	RPI 51-100	RPI 101-150	RPI 150+				
14- 14	0- 0	0- 3	OVERALL	0- 3	1- 2	13- 6				
9- 1	0- 0	0- 0	HOME	0- 0	1- 0	8- 1				
5- 11	0- 0	0- 3	AWAY	0- 3	0- 1	5- 4				
0- 2	0- 0	0- 0	NEUTRAL	0- 0	0- 1	0- 1				
0- 9	0- 0	0- 3	NON-CONFERENCE	0- 3	0- 1	0- 2				
0- 0	0- 0	0- 0	HOME	0- 0	0- 0	0- 0				
0- 7	0- 0	0- 3	AWAY	0- 3	0- 0	0- 1				
0- 2	0- 0	0- 0	NEUTRAL	0- 0	0- 1	0- 1				
14- 5	0- 0	0- 0	CONFERENCE	0- 0	1- 1	13- 4				
9- 1	0- 0	0- 0	HOME	0- 0	1- 0	8- 1				
5- 4	0- 0	0- 0	AWAY	0- 0	0- 1	5- 3				
0- 0	0- 0	0- 0	NEUTRAL	0- 0	0- 0	0- 0				

RPI 1-25				RPI 26-50				RPI 51-100				RPI 101+ Team's RPI: 225			
RPI	S	Opponent	Score	RPI	S	Opponent	Score	RPI	S	Opponent	Score	RPI	S	Opponent	Score
				42	A	Iowa St.	36 69	68	A	Oklahoma St.	59 72	109	N	Washington St.	54 69
				43	A	Texas	39 93	87	A	Fordham	52 65	136	A	Texas Southern	56 61
				47	A	Rutgers	58 78	90	A	Nebraska	39 73	136	H	Texas Southern	59 56
												157	A	Jackson St.	57 60
												157	H	Jackson St.	51 72
												166	A	Wichita St.	63 69
												232	A	Alabama A&M	57 59
												232	H	Alabama A&M	55 46
												260	N	UNC Asheville	34 53
												306	A	Prairie View	68 48
												306	H	Prairie View	59 55
												306	H	Prairie View	63 51
												323	A	Alcorn	53 58
												323	H	Alcorn	74 57
												325	A	Alabama St.	61 51
												325	H	Alabama St.	69 47
												328	A	Ark.-Pine Bluff	70 43
												328	H	Ark.-Pine Bluff	85 61
												344	A	Grambling	70 51
												344	H	Grambling	81 57
												351	A	Mississippi Val.	84 54
												351	H	Mississippi Val.	71 40
				LAST 10 Division I											
				306	H	Prairie View	59 55	325	A	Alabama St.	61 51				
				306	H	Prairie View	63 51	351	H	Mississippi Val.	71 40				
				136	H	Texas Southern	59 56	328	H	Ark.-Pine Bluff	85 61				
				323	A	Alcorn	53 58	157	A	Jackson St.	57 60				
				232	A	Alabama A&M	57 59	344	A	Grambling	70 51				

Non-Div I Games: Tougaloo 100 39 Wiley 78 55

Southern U.

Loss, Non-Conf, S Site, H Home A Away N Neutral

## Appalachian St.

Through Games Of March 11, 2020

Average RPI Win:	274	WON-LOST	WINNING	LAST 10	STRENGTH OF	OPP. STRENGTH	TEAM	ADJ.	CONF.	ADJ CONF.
Average RPI Loss:	147	RECORD	PCT. RANK	GAMES	SCHEDULE	OF SCHEDULE	RPI	RPI	RPI	RPI
DIV. I ONLY	11- 19	257	5-5	138	248	226	226	21	21	
DIV. I NON-CONF.	3- 8	268	0	117	244	226	226	19	19	
TOTALS	RPI 1-25	RPI 26-50	W-L RECORDS	RPI 51-100	RPI 101-150	RPI 150+				
11- 19	0- 1	0- 3	OVERALL	1- 2	0- 4	10- 9				
6- 6	0- 0	0- 1	HOME	0- 1	0- 1	6- 3				
4- 11	0- 1	0- 2	AWAY	1- 1	0- 2	3- 5				
1- 2	0- 0	0- 0	NEUTRAL	0- 0	0- 1	1- 1				
3- 8	0- 1	0- 1	NON-CONFERENCE	0- 1	0- 2	3- 3				
1- 2	0- 0	0- 0	HOME	0- 0	0- 0	1- 2				
1- 5	0- 1	0- 1	AWAY	0- 1	0- 1	1- 1				
1- 1	0- 0	0- 0	NEUTRAL	0- 0	0- 1	1- 0				
8- 11	0- 0	0- 2	CONFERENCE	1- 1	0- 2	7- 6				
5- 4	0- 0	0- 1	HOME	0- 1	0- 1	5- 1				
3- 6	0- 0	0- 1	AWAY	1- 0	0- 1	2- 4				
0- 1	0- 0	0- 0	NEUTRAL	0- 0	0- 0	0- 1				

RPI 1-25				RPI 26-50				RPI 51-100				RPI 101+ Team's RPI: 226			
RPI	S	Opponent	Score	RPI	S	Opponent	Score	RPI	S	Opponent	Score	RPI	S	Opponent	Score
1	A	South Carolina	50 92	34	A	Michigan	35 62	89	A	VCU	38 66	112	A	UT Arlington	44 63
				44	A	Troy	55 84	98	A	Coastal Caro.	83 80	112	H	UT Arlington	60 82
				44	H	Troy	61 81	98	H	Coastal Caro.	53 80	130	N	Bethune-Cookman	44 61
												141	A	UNC Greensboro	47 54
												158	H	Gardner-Webb	56 67
												182	A	Elon	66 67
												188	H	Louisiana	51 57
												206	A	Little Rock	63 68
												206	N	Little Rock	47 48
												211	A	South Alabama	66 81
												211	H	South Alabama	71 59
												249	A	Texas St.	59 47
												249	H	Texas St.	73 65
												253	A	Arkansas St.	58 76
												272	A	Wofford	54 51
												288	H	ETSU	61 67
												290	A	Ga. Southern	70 78
												290	H	Ga. Southern	83 75
												316	A	Georgia St.	64 59
												316	H	Georgia St.	65 37
												326	H	Mercer	77 68
												340	N	Canisius	74 57
												348	H	La.-Monroe	68 49
LAST 10 Division I															
				206	N	Little Rock	47 48	316	A	Georgia St.	64 59				
				98	A	Coastal Caro.	83 80	44	H	Troy	61 81				
				348	H	La.-Monroe	68 49	211	H	South Alabama	71 59				
				188	H	Louisiana	51 57	249	A	Texas St.	59 47				
				290	A	Ga. Southern	70 78	112	A	UT Arlington	44 63				

Non-Div I Games:

Appalachian St.

■ Loss, 
 ■ Non-Conf, S Site, 
 ■ Home 
 ■ Away 
 N Neutral

Average RPI Win:	253	WON-LOST	WINNING	LAST 10	STRENGTH OF	OPP. STRENGTH	TEAM	ADJ.	CONF.	ADJ CONF.
Average RPI Loss:	121	RECORD	PCT. RANK	GAMES	SCHEDULE	OF SCHEDULE	RPI	RPI	RPI	RPI
DIV. I ONLY	9- 18	273	4-6	128	177	227	227	15	15	
DIV. I NON-CONF.	3- 7	252	0	122	204	232	232	14	14	
TOTALS	RPI 1-25	RPI 26-50	W-L RECORDS	RPI 51-100	RPI 101-150	RPI 150+				
9- 18	0- 1	0- 3	OVERALL	0- 4	2- 5	7- 5				
4- 8	0- 0	0- 1	HOME	0- 1	1- 3	3- 3				
5- 9	0- 1	0- 2	AWAY	0- 3	1- 2	4- 1				
0- 1	0- 0	0- 0	NEUTRAL	0- 0	0- 0	0- 1				
3- 7	0- 1	0- 1	NON-CONFERENCE	0- 2	0- 2	3- 1				
2- 2	0- 0	0- 0	HOME	0- 0	0- 2	2- 0				
1- 4	0- 1	0- 1	AWAY	0- 2	0- 0	1- 0				
0- 1	0- 0	0- 0	NEUTRAL	0- 0	0- 0	0- 1				
6- 11	0- 0	0- 2	CONFERENCE	0- 2	2- 3	4- 4				
2- 6	0- 0	0- 1	HOME	0- 1	1- 1	1- 3				
4- 5	0- 0	0- 1	AWAY	0- 1	1- 2	3- 1				
0- 0	0- 0	0- 0	NEUTRAL	0- 0	0- 0	0- 0				

RPI 1-25				RPI 26-50				RPI 51-100				RPI 101+ Team's RPI: 227			
RPI	S	Opponent	Score	RPI	S	Opponent	Score	RPI	S	Opponent	Score	RPI	S	Opponent	Score
24	A	Kentucky	48 67	36	A	FGCU	54 67	56	A	Penn	41 81	121	A	North Florida	60 52
				36	H	FGCU	47 89	66	A	Tennessee	46 73	121	H	North Florida	60 62
				37	A	UCF	40 66	97	A	Liberty	53 73	122	H	Holy Cross	63 75
								97	H	Liberty	48 57	130	H	Bethune-Cookman	55 59
												142	A	North Ala.	57 68
												142	A	North Ala.	60 70
												142	H	North Ala.	69 60
												165	A	Jacksonville	52 57
												165	H	Jacksonville	57 71
												221	A	Kennesaw St.	67 61
												221	H	Kennesaw St.	67 70
												247	A	Lipscomb	48 34
												247	H	Lipscomb	59 65
												258	H	Tulsa	66 60
												276	N	Saint Francis (PA)	73 78
												286	A	Morehead St.	58 55
												331	A	NJIT	68 49
												331	H	NJIT	72 49
												340	H	Canisius	68 52
LAST 10 Division I															
142	A	North Ala.	60 70	142	H	North Ala.	69 60								
121	H	North Florida	60 62	221	H	Kennesaw St.	67 70								
165	H	Jacksonville	57 71	36	A	FGCU	54 67								
331	A	NJIT	68 49	121	A	North Florida	60 52								
97	A	Liberty	53 73	247	A	Lipscomb	48 34								

Non-Div I Games: Palm Beach Atl. 77 46 Trinity Baptist 116 40 Fla. National 80 37

Stetson

## Fairfield

Through Games Of March 11, 2020

Average RPI Win:	267	WON-LOST	WINNING	LAST 10	STRENGTH OF	OPP. STRENGTH	TEAM	ADJ.	CONF.	ADJ CONF.
Average RPI Loss:	169	RECORD	PCT. RANK	GAMES	SCHEDULE	OF SCHEDULE	RPI	RPI	RPI	RPI
DIV. I ONLY	15- 14	160	4-6	317	235	228	228	24	24	
DIV. I NON-CONF.	3- 6	235	0	336	102	316	316	25	25	
TOTALS	RPI 1-25	RPI 26-50	W-L RECORDS	RPI 51-100	RPI 101-150	RPI 150+				
15- 14	0- 0	0- 0	OVERALL	1- 5	0- 1	14- 8				
10- 4	0- 0	0- 0	HOME	1- 1	0- 0	9- 3				
5- 10	0- 0	0- 0	AWAY	0- 4	0- 1	5- 5				
0- 0	0- 0	0- 0	NEUTRAL	0- 0	0- 0	0- 0				
3- 6	0- 0	0- 0	NON-CONFERENCE	0- 2	0- 1	3- 3				
2- 2	0- 0	0- 0	HOME	0- 0	0- 0	2- 2				
1- 4	0- 0	0- 0	AWAY	0- 2	0- 1	1- 1				
0- 0	0- 0	0- 0	NEUTRAL	0- 0	0- 0	0- 0				
12- 8	0- 0	0- 0	CONFERENCE	1- 3	0- 0	11- 5				
8- 2	0- 0	0- 0	HOME	1- 1	0- 0	7- 1				
4- 6	0- 0	0- 0	AWAY	0- 2	0- 0	4- 4				
0- 0	0- 0	0- 0	NEUTRAL	0- 0	0- 0	0- 0				

RPI S	Opponent	Score	RPI S	Opponent	Score	RPI S	Opponent	Score	RPI S	Opponent	Score	Team's RPI: 228
						55	A Marist	45 75	116	A Temple	59 77	
						55	H Marist	52 48	168	H Dartmouth	51 52	
						58	A St. John's (NY)	69 71	180	A Quinnipiac	62 76	
						63	A Seton Hall	44 74	180	H Quinnipiac	72 60	
						93	A Rider	52 60	186	A Manhattan	38 51	
						93	H Rider	60 68	186	H Manhattan	87 47	
									210	A Rhode Island	41 74	
									223	H Brown	44 58	
									264	A Iona	52 40	
									264	H Iona	52 59	
									273	A Siena	65 35	
									273	H Siena	58 46	
									281	A Monmouth	40 39	
									281	H Monmouth	49 38	
									282	A Niagara	77 65	
									282	H Niagara	71 49	
									320	H Navy	66 52	
									322	A Saint Peter's	63 66	
									322	H Saint Peter's	67 48	
									329	H Hofstra	73 64	
									333	A LIU Brooklyn	53 51	
									340	A Canisius	63 70	
									340	H Canisius	72 70	
LAST 10 Division I												
			282	H Niagara	71 49		180	H Quinnipiac	72 60			
			273	H Siena	58 46		322	A Saint Peter's	63 66			
			186	A Manhattan	38 51		264	H Iona	52 59			
			93	H Rider	60 68		281	A Monmouth	40 39			
			55	A Marist	45 75		340	A Canisius	63 70			

Non-Div I Games:

Fairfield

■ Loss, 
 ■ Non-Conf, 
 ■ S Site, 
 ■ Home 
 ■ A Away 
 N Neutral



Average RPI Win:	280	WON-LOST	WINNING	LAST 10	STRENGTH OF	OPP. STRENGTH	TEAM	ADJ.	CONF.	ADJ CONF.
Average RPI Loss:	195	RECORD	PCT. RANK	GAMES	SCHEDULE	OF SCHEDULE	RPI	RPI	RPI	RPI
DIV. I ONLY	14- 13	159	8-2	342	297	229	229	29	29	
DIV. I NON-CONF.	2- 9	304	0	262	202	304	304	29	29	
TOTALS	RPI 1-25	RPI 26-50	W-L RECORDS	RPI 51-100	RPI 101-150	RPI 150+				
14- 13	0- 1	0- 1	OVERALL	0- 2	0- 1	14- 8				
8- 1	0- 0	0- 0	HOME	0- 0	0- 0	8- 1				
6- 10	0- 1	0- 1	AWAY	0- 1	0- 1	6- 6				
0- 2	0- 0	0- 0	NEUTRAL	0- 1	0- 0	0- 1				
2- 9	0- 1	0- 1	NON-CONFERENCE	0- 2	0- 0	2- 5				
1- 0	0- 0	0- 0	HOME	0- 0	0- 0	1- 0				
1- 7	0- 1	0- 1	AWAY	0- 1	0- 0	1- 4				
0- 2	0- 0	0- 0	NEUTRAL	0- 1	0- 0	0- 1				
12- 4	0- 0	0- 0	CONFERENCE	0- 0	0- 1	12- 3				
7- 1	0- 0	0- 0	HOME	0- 0	0- 0	7- 1				
5- 3	0- 0	0- 0	AWAY	0- 0	0- 1	5- 2				
0- 0	0- 0	0- 0	NEUTRAL	0- 0	0- 0	0- 0				

RPI 1-25				RPI 26-50				RPI 51-100				RPI 101+ Team's RPI: 229			
RPI	S	Opponent	Score	RPI	S	Opponent	Score	RPI	S	Opponent	Score	RPI	S	Opponent	Score
23	A	Marquette	48 70	34	A	Michigan	48 80	73	N	Stony Brook	56 63	130	A	Bethune-Cookman	65 74
								90	A	Nebraska	55 78	153	A	Norfolk St.	57 64
												153	H	Norfolk St.	73 55
												163	H	N.C. A&T	42 38
												184	N	Akron	45 52
												240	A	Marshall	57 52
												249	H	Texas St.	72 62
												263	A	Howard	68 52
												263	H	Howard	74 67
												274	A	Delaware St.	61 69
												274	H	Delaware St.	61 41
												296	H	N.C. Central	86 79
												300	A	UMBC	63 65
												307	A	UMES	55 44
												307	H	UMES	61 71
												313	A	Omaha	64 70
												322	A	Saint Peter's	77 78
												329	A	Hofstra	39 51
												336	A	Florida A&M	59 47
												337	A	Coppin St.	47 42
												337	H	Coppin St.	68 42
												350	A	South Carolina St.	60 47
												350	H	South Carolina St.	77 47
LAST 10 Division I															
				153	H	Norfolk St.	73 55					296	H	N.C. Central	86 79
				337	H	Coppin St.	68 42					307	H	UMES	61 71
				274	H	Delaware St.	61 41					263	A	Howard	68 52
				350	A	South Carolina St.	60 47					307	A	UMES	55 44
				153	A	Norfolk St.	57 64					337	A	Coppin St.	47 42

Non-Div I Games: Washington Adventist 84 52 Notre Dame (MD) 113 34

Morgan St.

Loss, Non-Conf, S Site, H Home A Away N Neutral

Average RPI Win:	239	WON-LOST	WINNING	LAST 10	STRENGTH OF	OPP. STRENGTH	TEAM	ADJ.	CONF.	ADJ CONF.
Average RPI Loss:	158	RECORD	PCT. RANK	GAMES	SCHEDULE	OF SCHEDULE	RPI	RPI	RPI	RPI
DIV. I ONLY	14- 17	200	3-7	223	190	230	230	17	17	
DIV. I NON-CONF.	8- 4	90	0	267	170	172	172	20	20	
TOTALS	RPI 1-25	RPI 26-50	W-L RECORDS	RPI 51-100	RPI 101-150	RPI 150+				
14- 17	0- 0	0- 1	OVERALL	0- 6	0- 2	14- 8				
7- 9	0- 0	0- 0	HOME	0- 3	0- 1	7- 5				
6- 6	0- 0	0- 1	AWAY	0- 2	0- 1	6- 2				
1- 2	0- 0	0- 0	NEUTRAL	0- 1	0- 0	1- 1				
8- 4	0- 0	0- 1	NON-CONFERENCE	0- 2	0- 0	8- 1				
5- 2	0- 0	0- 0	HOME	0- 1	0- 0	5- 1				
2- 1	0- 0	0- 1	AWAY	0- 0	0- 0	2- 0				
1- 1	0- 0	0- 0	NEUTRAL	0- 1	0- 0	1- 0				
6- 13	0- 0	0- 0	CONFERENCE	0- 4	0- 2	6- 7				
2- 7	0- 0	0- 0	HOME	0- 2	0- 1	2- 4				
4- 5	0- 0	0- 0	AWAY	0- 2	0- 1	4- 2				
0- 1	0- 0	0- 0	NEUTRAL	0- 0	0- 0	0- 1				

RPI S	Opponent	Score	RPI S	Opponent	Score	RPI S	Opponent	Score	RPI S	Opponent	Score	Team's RPI: 230
40	A Arizona St.	47	84	65	A Fresno St.	81	84	146	A San Jose St.	85	89	
				65	H Fresno St.	78	84	146	H San Jose St.	80	81	
				70	N West Virginia	60	73	164	H Northern Ariz.	83	76	
				76	H Ball St.	57	70	167	A Wyoming	74	71	
				83	A Boise St.	82	83	167	H Wyoming	66	73	
				83	H Boise St.	76	95	177	N Missouri	71	68	
								187	H Providence	86	68	
								209	A UTEP	93	78	
								214	H Houston	81	71	
								218	A UNLV	80	64	
								218	H UNLV	51	68	
								236	A Nevada	78	86	
								236	H Nevada	87	67	
								236	N Nevada	64	74	
								244	A San Diego St.	74	75	
								244	H San Diego St.	58	67	
								271	A Air Force	75	53	
								271	H Air Force	66	79	
								279	A Utah St.	54	52	
								294	H Colorado St.	73	62	
								298	H LMU (CA)	72	73	
								311	A New Mexico St.	86	67	
								311	H New Mexico St.	107	53	
								312	H UC Riverside	80	70	
LAST 10 Division I												
				236	N Nevada	64	74	218	A UNLV	80	64	
				279	A Utah St.	54	52	244	H San Diego St.	58	67	
				271	H Air Force	66	79	167	A Wyoming	74	71	
				83	H Boise St.	76	95	65	H Fresno St.	78	84	
				236	A Nevada	78	86	244	A San Diego St.	74	75	

Non-Div I Games: Northern N.M. 92 44

New Mexico

■ Loss, 
 ■ Non-Conf, S Site, 
 ■ Home 
 ■ Away 
 N Neutral

Average RPI Win:	250	WON-LOST	WINNING	LAST 10	STRENGTH OF	OPP. STRENGTH	TEAM	ADJ.	CONF.	ADJ CONF.
Average RPI Loss:	107	RECORD	PCT. RANK	GAMES	SCHEDULE	OF SCHEDULE	RPI	RPI	RPI	RPI
DIV. I ONLY	10- 20	273	1-9	169	117	231	231	10	10	
DIV. I NON-CONF.	6- 5	151	0	264	190	145	145	10	10	
TOTALS	RPI 1-25	RPI 26-50	W-L RECORDS	RPI 51-100	RPI 101-150	RPI 150+				
10- 20	0- 3	0- 1	OVERALL	0- 7	1- 4	9- 5				
5- 6	0- 1	0- 0	HOME	0- 2	1- 1	4- 2				
4- 13	0- 2	0- 1	AWAY	0- 4	0- 3	4- 3				
1- 1	0- 0	0- 0	NEUTRAL	0- 1	0- 0	1- 0				
6- 5	0- 1	0- 1	NON-CONFERENCE	0- 2	0- 1	6- 0				
2- 0	0- 0	0- 0	HOME	0- 0	0- 0	2- 0				
3- 4	0- 1	0- 1	AWAY	0- 1	0- 1	3- 0				
1- 1	0- 0	0- 0	NEUTRAL	0- 1	0- 0	1- 0				
4- 15	0- 2	0- 0	CONFERENCE	0- 5	1- 3	3- 5				
3- 6	0- 1	0- 0	HOME	0- 2	1- 1	2- 2				
1- 9	0- 1	0- 0	AWAY	0- 3	0- 2	1- 3				
0- 0	0- 0	0- 0	NEUTRAL	0- 0	0- 0	0- 0				

RPI 1-25				RPI 26-50				RPI 51-100				RPI 101+ Team's RPI: 231			
RPI	S	Opponent	Score	RPI	S	Opponent	Score	RPI	S	Opponent	Score	RPI	S	Opponent	Score
18	A	DePaul	79 98	50	A	Bradley	68 79	61	A	Cincinnati	68 98	117	A	Buffalo	72 88
22	A	Central Mich.	70 76					76	A	Ball St.	63 80	117	A	Buffalo	72 87
22	H	Central Mich.	87 99					80	A	Ohio	78 92	117	H	Buffalo	72 86
								80	H	Ohio	70 84	118	A	Miami (FL)	62 80
								96	A	Kent St.	75 80	148	H	Toledo	92 83
								96	H	Kent St.	75 78	151	H	Western Mich.	70 67
								97	N	Liberty	53 65	160	A	Eastern Mich.	53 80
												181	A	Northern Ill.	84 86
												181	H	Northern Ill.	66 64
												184	A	Akron	62 70
												184	H	Akron	62 75
												211	A	South Alabama	76 73
												254	A	Bowling Green	80 59
												254	H	Bowling Green	69 82
												287	A	Pittsburgh	80 71
												294	A	Eastern Ky.	75 57
												306	N	Prairie View	65 52
												330	H	Evansville	72 64
												341	H	UIC	85 35
LAST 10 Division I															
117	A	Buffalo	72 87	96	A	Kent St.	75 80								
80	A	Ohio	78 92	80	H	Ohio	70 84								
254	H	Bowling Green	69 82	181	A	Northern Ill.	84 86								
184	H	Akron	62 75	22	H	Central Mich.	87 99								
117	A	Buffalo	72 88	148	H	Toledo	92 83								

Non-Div I Games: Tiffin 83 51

Miami (OH)

Loss, Non-Conf, S Site, H Home A Away N Neutral

Average RPI Win:	303	WON-LOST	WINNING	LAST 10	STRENGTH OF	OPP. STRENGTH	TEAM	ADJ.	CONF.	ADJ CONF.
Average RPI Loss:	182	RECORD	PCT. RANK	GAMES	SCHEDULE	OF SCHEDULE	RPI	RPI	RPI	RPI
DIV. I ONLY	17- 13	136	8-2	345	348	232	232	32	32	
DIV. I NON-CONF.	4- 7	225	0	218	295	213	213	31	31	
TOTALS	RPI 1-25	RPI 26-50	W-L RECORDS	RPI 51-100	RPI 101-150	RPI 150+				
17- 13	0- 0	0- 0	OVERALL	0- 2	0- 4	17- 7				
8- 3	0- 0	0- 0	HOME	0- 0	0- 2	8- 1				
8- 9	0- 0	0- 0	AWAY	0- 2	0- 1	8- 6				
1- 1	0- 0	0- 0	NEUTRAL	0- 0	0- 1	1- 0				
4- 7	0- 0	0- 0	NON-CONFERENCE	0- 2	0- 2	4- 3				
0- 2	0- 0	0- 0	HOME	0- 0	0- 1	0- 1				
4- 4	0- 0	0- 0	AWAY	0- 2	0- 0	4- 2				
0- 1	0- 0	0- 0	NEUTRAL	0- 0	0- 1	0- 0				
13- 6	0- 0	0- 0	CONFERENCE	0- 0	0- 2	13- 4				
8- 1	0- 0	0- 0	HOME	0- 0	0- 1	8- 0				
4- 5	0- 0	0- 0	AWAY	0- 0	0- 1	4- 4				
1- 0	0- 0	0- 0	NEUTRAL	0- 0	0- 0	1- 0				

RPI S	Opponent	Score	RPI S	Opponent	Score	RPI S	Opponent	Score	RPI S	Opponent	Score	Team's RPI: 232
						61	A Cincinnati	47 62	121	H North Florida	64 73	
						90	A Nebraska	46 68	136	A Texas Southern	76 79	
									136	H Texas Southern	58 65	
									142	N North Ala.	65 80	
									157	A Jackson St.	53 67	
									157	H Jackson St.	75 71	
									174	H Austin Peay	61 67	
									195	A Memphis	71 79	
									225	A Southern U.	46 55	
									225	H Southern U.	59 57	
									243	A Denver	86 83	
									244	A San Diego St.	61 53	
									284	A California Baptist	55 60	
									306	A Prairie View	53 60	
									306	H Prairie View	54 44	
									316	A Georgia St.	67 52	
									323	A Alcorn	74 67	
									323	H Alcorn	74 54	
									323	H Alcorn	64 50	
									325	A Alabama St.	56 55	
									325	N Alabama St.	75 48	
									328	A Ark.-Pine Bluff	65 52	
									328	H Ark.-Pine Bluff	74 55	
									336	A Florida A&M	77 53	
									344	A Grambling	59 69	
									344	H Grambling	72 52	
LAST 10 Division I												
			323	H Alcorn	74 54		225	H Southern U.	59 57			
			157	H Jackson St.	75 71		323	H Alcorn	64 50			
			344	H Grambling	72 52		325	A Alabama St.	56 55			
			306	A Prairie View	53 60		351	A Mississippi Val.	75 45			
			136	A Texas Southern	76 79		328	A Ark.-Pine Bluff	65 52			

Non-Div I Games:

Alabama A&amp;M

■ Loss, 
 ■ Non-Conf, 
 ■ S Site, 
 ■ H Home 
 ■ A Away 
 N Neutral

A  
l  
a  
b  
a  
m  
a  
A  
&  
M

Alabama A&M  
RPI S Opponent Score

Through Games Of March 11, 2020

RPI	S	Opponent	Score	
351	A	Mississippi Val.	75	45
351	H	Mississippi Val.	68	48

A  
l  
a  
b  
a  
m  
a  
A  
&  
M

Alabama A&M

SMU				STRENGTH OF SCHEDULE	OPP. STRENGTH OF SCHEDULE	TEAM RPI	ADJ. RPI	CONF. RPI	ADJ CONF. RPI
Average RPI Win:	220	WON-LOST RECORD	WINNING PCT. RANK						
Average RPI Loss:	140		LAST 10 GAMES						
DIV. I ONLY	13- 16	205	4-6	204	128	233	233	9	9
DIV. I NON-CONF.	6- 6	164	0	190	278	239	239	9	9
-----									
TOTALS	RPI 1-25	RPI 26-50	W-L RECORDS	RPI 51-100	RPI 101-150	RPI 150+			
13- 16	0- 2	0- 1	OVERALL	1- 2	0- 3	12- 8			
10- 7	0- 2	0- 0	HOME	1- 1	0- 0	9- 4			
2- 8	0- 0	0- 1	AWAY	0- 1	0- 3	2- 3			
1- 1	0- 0	0- 0	NEUTRAL	0- 0	0- 0	1- 1			
6- 6	0- 1	0- 0	NON-CONFERENCE	1- 0	0- 2	5- 3			
5- 4	0- 1	0- 0	HOME	1- 0	0- 0	4- 3			
0- 2	0- 0	0- 0	AWAY	0- 0	0- 2	0- 0			
1- 0	0- 0	0- 0	NEUTRAL	0- 0	0- 0	1- 0			
7- 10	0- 1	0- 1	CONFERENCE	0- 2	0- 1	7- 5			
5- 3	0- 1	0- 0	HOME	0- 1	0- 0	5- 1			
2- 6	0- 0	0- 1	AWAY	0- 1	0- 1	2- 3			
0- 1	0- 0	0- 0	NEUTRAL	0- 0	0- 0	0- 1			

RPI 1-25				RPI 26-50				RPI 51-100				RPI 101+ Team's RPI: 233			
RPI	S	Opponent	Score	RPI	S	Opponent	Score	RPI	S	Opponent	Score	RPI	S	Opponent	Score
4	H	UConn	42 80	37	A	UCF	57 67	53	H	Rice	55 43	112	A	UT Arlington	46 51
19	H	TCU	56 57					61	H	Cincinnati	58 73	116	A	Temple	62 85
								69	A	South Fla.	62 85	134	A	Pacific	49 77
												166	A	Wichita St.	72 67
												166	H	Wichita St.	64 44
												172	H	Wright St.	61 69
												175	H	Tulane	66 67
												195	A	Memphis	52 57
												195	H	Memphis	69 60
												195 N	Memphis	65 76	
												209	H	UTEP	60 56
												214	A	Houston	53 55
												214	H	Houston	60 47
												217	H	North Dakota	66 51
												224	H	Northern Colo.	52 61
												242	A	East Carolina	55 47
												242	H	East Carolina	53 45
												252	H	George Mason	58 59
												258	A	Tulsa	58 65
												258	H	Tulsa	57 38
												266	H	UC Irvine	59 56
												280 N	CSUN	68 58	
												347	H	McNeese	81 60
-----															
LAST 10 Division I															
195 N	Memphis	65 76	258 A	Tulsa	58 65										
195 H	Memphis	69 60	242 H	East Carolina	53 45										
69 A	South Fla.	62 85	61 H	Cincinnati	58 73										
214 H	Houston	60 47	214 A	Houston	53 55										
166 A	Wichita St.	72 67	37 A	UCF	57 67										

Non-Div I Games:

SMU

■ Loss, 
 ■ Non-Conf, 
 ■ S Site, 
 ■ Home 
 ■ A Away 
 N Neutral

Average RPI Win:	258	WON-LOST	WINNING	LAST 10	STRENGTH OF	OPP. STRENGTH	TEAM	ADJ.	CONF.	ADJ CONF.
Average RPI Loss:	226	RECORD	PCT. RANK	GAMES	SCHEDULE	OF SCHEDULE	RPI	RPI	RPI	RPI
DIV. I ONLY	17- 14	146	5-5	330	292	234	234	28	28	
DIV. I NON-CONF.	8- 5	117	0	291	294	181	181	26	26	
TOTALS	RPI 1-25	RPI 26-50	W-L RECORDS	RPI 51-100	RPI 101-150	RPI 150+				
17- 14	0- 0	0- 0	OVERALL	0- 0	1- 0	16- 14				
8- 6	0- 0	0- 0	HOME	0- 0	0- 0	8- 6				
8- 7	0- 0	0- 0	AWAY	0- 0	1- 0	7- 7				
1- 1	0- 0	0- 0	NEUTRAL	0- 0	0- 0	1- 1				
8- 5	0- 0	0- 0	NON-CONFERENCE	0- 0	1- 0	7- 5				
4- 2	0- 0	0- 0	HOME	0- 0	0- 0	4- 2				
4- 3	0- 0	0- 0	AWAY	0- 0	1- 0	3- 3				
0- 0	0- 0	0- 0	NEUTRAL	0- 0	0- 0	0- 0				
9- 9	0- 0	0- 0	CONFERENCE	0- 0	0- 0	9- 9				
4- 4	0- 0	0- 0	HOME	0- 0	0- 0	4- 4				
4- 4	0- 0	0- 0	AWAY	0- 0	0- 0	4- 4				
1- 1	0- 0	0- 0	NEUTRAL	0- 0	0- 0	1- 1				

RPI 1-25			RPI 26-50			RPI 51-100			RPI 101+ Team's RPI: 234		
RPI	S	Opponent	Score	RPI	S	Opponent	Score	RPI	S	Opponent	Score
								111	A	San Diego	72 67
								159	A	UC Davis	71 61
								159	H	UC Davis	61 72
								162	H	Montana	69 71
								183	H	Delaware	55 72
								189	A	Southern Utah	63 79
								199	A	Hawaii	72 79
								199	H	Hawaii	70 64
								199	N	Hawaii	59 72
								215	A	San Francisco	63 71
								218	A	UNLV	64 58
								244	A	San Diego St.	45 55
								245	A	UC Santa Barbara	70 68
								245	H	UC Santa Barbara	66 75
								246	A	Grand Canyon	80 70
								266	A	UC Irvine	75 82
								266	H	UC Irvine	52 68
								271	H	Air Force	79 70
								279	H	Utah St.	83 62
								280	A	CSUN	57 63
								280	H	CSUN	50 57
								280	N	CSUN	67 52
								283	A	Long Beach St.	49 52
								283	H	Long Beach St.	69 65
								284	H	California Baptist	97 93
								292	A	Cal Poly	67 60
LAST 10 Division I											
								199	N	Hawaii	59 72
								280	N	CSUN	67 52
								266	H	UC Irvine	52 68
								283	A	Long Beach St.	49 52
								199	H	Hawaii	70 64
								312	A	UC Riverside	68 45
								280	H	CSUN	50 57
								159	A	UC Davis	71 61
								292	A	Cal Poly	67 60
								266	A	UC Irvine	75 82

Non-Div I Games:

Cal St. Fullerton

■ Loss, 
 ■ Non-Conf, 
 ■ S Site, 
 ■ Home 
 ■ A Away 
 N Neutral

RPI	S	Opponent	Score	
292	H	Cal Poly	65	64
297	H	Seattle U	81	63
298	A	LMU (CA)	79	74
312	A	UC Riverside	68	45
312	H	UC Riverside	71	61

Cal St. Fullerton

Cal St. Fullerton

Cal St. Fullerton



# North Texas

Through Games Of March 11, 2020

Average RPI Win:	243	WON-LOST	WINNING	LAST 10	STRENGTH OF	OPP. STRENGTH	TEAM	ADJ.	CONF.	ADJ CONF.
Average RPI Loss:	129	RECORD	PCT. RANK	GAMES	SCHEDULE	OF SCHEDULE	RPI	RPI	RPI	RPI
DIV. I ONLY	10- 18	265	3-7	126	168	235	235	13	13	
DIV. I NON-CONF.	4- 5	195	0	180	296	217	217	16	16	
TOTALS	RPI 1-25	RPI 26-50	W-L RECORDS	RPI 51-100	RPI 101-150	RPI 150+				
10- 18	0- 1	1- 4	OVERALL	0- 4	0- 2	9- 7				
7- 6	0- 0	1- 1	HOME	0- 1	0- 2	6- 2				
3- 9	0- 0	0- 2	AWAY	0- 2	0- 0	3- 5				
0- 3	0- 1	0- 1	NEUTRAL	0- 1	0- 0	0- 0				
4- 5	0- 1	0- 1	NON-CONFERENCE	0- 0	0- 1	4- 2				
3- 1	0- 0	0- 0	HOME	0- 0	0- 1	3- 0				
1- 2	0- 0	0- 0	AWAY	0- 0	0- 0	1- 2				
0- 2	0- 1	0- 1	NEUTRAL	0- 0	0- 0	0- 0				
6- 13	0- 0	1- 3	CONFERENCE	0- 4	0- 1	5- 5				
4- 5	0- 0	1- 1	HOME	0- 1	0- 1	3- 2				
2- 7	0- 0	0- 2	AWAY	0- 2	0- 0	2- 3				
0- 1	0- 0	0- 0	NEUTRAL	0- 1	0- 0	0- 0				

RPI S	Opponent	Score	RPI S	Opponent	Score	RPI S	Opponent	Score	RPI S	Opponent	Score	Team's RPI: 235
16 N	NC State	65 76	31 H	Western Ky.	61 54	53 A	Rice	66 69	108 H	UAB	50 51	
			33 A	Old Dominion	66 71	53 H	Rice	52 67	112 H	UT Arlington	49 68	
			43 N	Texas	57 63	60 A	Charlotte	59 72	188 H	Louisiana	69 66	
			46 A	Middle Tenn.	63 74	60 N	Charlotte	67 71	199 A	Hawaii	66 60	
			46 H	Middle Tenn.	60 80				208 A	Fla. Atlantic	78 84	
									209 A	UTEP	63 67	
									209 H	UTEP	68 58	
									212 H	Southern Miss.	57 65	
									239 A	CSU Bakersfield	52 61	
									240 A	Marshall	77 69	
									240 H	Marshall	59 68	
									248 H	Louisiana Tech	74 69	
									279 A	Utah St.	55 66	
									310 A	FIU	56 58	
									321 A	UTSA	79 55	
									321 H	UTSA	94 55	
									323 H	Alcorn	67 31	
									348 H	La.-Monroe	63 51	
LAST 10 Division I												
60 N	Charlotte	67 71	53 A	Rice	66 69							
209 H	UTEP	68 58	33 A	Old Dominion	66 71							
46 A	Middle Tenn.	63 74	60 A	Charlotte	59 72							
240 A	Marshall	77 69	108 H	UAB	50 51							
321 H	UTSA	94 55	46 H	Middle Tenn.	60 80							

Non-Div I Games: Mid-Amer. Christian59 61 Xavier (LA) 68 31 Tex. A&M-Texarkana 114 54

North Texas

Loss, Non-Conf, S Site, H Home A Away N Neutral

## Nevada

Average RPI Win: **262**  
 Average RPI Loss: **156**

WON-LOST  
RECORD

WINNING  
PCT. RANK

LAST 10  
GAMES

Through Games Of March 11, 2020  
 STRENGTH OF  
SCHEDULE

OPP. STRENGTH  
OF SCHEDULE

TEAM  
RPI

ADJ.  
RPI

CONF.  
RPI

ADJ CONF.  
RPI

DIV. I ONLY	14- 16	189	5-5	254	222	236	236	17	17
DIV. I NON-CONF.	6- 4	123	0	318	271	218	218	20	20
TOTALS	RPI 1-25	RPI 26-50	W-L RECORDS	RPI 51-100	RPI 101-150	RPI 150+			
14- 16	0- 0	0- 0	OVERALL	0- 6	1- 2	13- 8			
9- 5	0- 0	0- 0	HOME	0- 2	0- 1	9- 2			
3- 10	0- 0	0- 0	AWAY	0- 3	1- 1	2- 6			
2- 1	0- 0	0- 0	NEUTRAL	0- 1	0- 0	2- 0			
6- 4	0- 0	0- 0	NON-CONFERENCE	0- 2	0- 1	6- 1			
4- 1	0- 0	0- 0	HOME	0- 1	0- 0	4- 0			
1- 3	0- 0	0- 0	AWAY	0- 1	0- 1	1- 1			
1- 0	0- 0	0- 0	NEUTRAL	0- 0	0- 0	1- 0			
8- 12	0- 0	0- 0	CONFERENCE	0- 4	1- 1	7- 7			
5- 4	0- 0	0- 0	HOME	0- 1	0- 1	5- 2			
2- 7	0- 0	0- 0	AWAY	0- 2	1- 0	1- 5			
1- 1	0- 0	0- 0	NEUTRAL	0- 1	0- 0	1- 0			

RPI S	Opponent	Score	RPI S	Opponent	Score	RPI S	Opponent	Score	RPI S	Opponent	Score	Team's RPI: 236
						65	A Fresno St.	58 69	106	A Utah	62 68	
						65	N Fresno St.	71 75	146	A San Jose St.	80 76	
						81	A Southern California	47 50	146	H San Jose St.	70 72	
						82	H SFA	65 80	167	A Wyoming	59 83	
						83	A Boise St.	40 54	167	H Wyoming	79 84	
						83	H Boise St.	72 83	197	A Portland St.	75 80	
									201	H Saint Mary's (CA)	78 72	
									218	A UNLV	64 66	
									218	H UNLV	62 59	
									230	A New Mexico	67 87	
									230	H New Mexico	86 78	
									230	N New Mexico	74 64	
									244	A San Diego St.	68 81	
									244	H San Diego St.	70 69	
									271	A Air Force	71 67	
									271	H Air Force	61 68	
									279	H Utah St.	69 60	
									292	H Cal Poly	71 40	
									294	A Colorado St.	70 75	
									294	H Colorado St.	74 63	
									302	A Utah Valley	60 57	
									305	N UTRGV	62 57	
									309	H Sacramento St.	83 72	
									349	H Chicago St.	80 60	
LAST 10 Division I												
			65	N Fresno St.	71 75	230	H New Mexico	86 78				
			230	N New Mexico	74 64	218	H UNLV	62 59				
			244	A San Diego St.	68 81	146	A San Jose St.	80 76				
			167	H Wyoming	79 84	271	A Air Force	71 67				
			65	A Fresno St.	58 69	83	H Boise St.	72 83				

Non-Div I Games: Stanislaus St. 80 62

Nevada

Loss, Non-Conf, S Site, H Home A Away N Neutral

## Saint Joseph's

Through Games Of March 11, 2020

Average RPI Win:	192	WON-LOST	WINNING	LAST 10	STRENGTH OF	OPP. STRENGTH	TEAM	ADJ.	CONF.	ADJ CONF.
Average RPI Loss:	125	RECORD	PCT. RANK	GAMES	SCHEDULE	OF SCHEDULE	RPI	RPI	RPI	RPI
DIV. I ONLY	9- 20	284	1-9	106	134	237	237	12	12	
DIV. I NON-CONF.	6- 6	164	0	114	135	158	158	12	12	
TOTALS	RPI 1-25	RPI 26-50	W-L RECORDS	RPI 51-100	RPI 101-150	RPI 150+				
9- 20	0- 0	0- 2	OVERALL	0- 7	5- 6	4- 5				
5- 9	0- 0	0- 2	HOME	0- 1	2- 3	3- 3				
3- 9	0- 0	0- 0	AWAY	0- 5	2- 3	1- 1				
1- 2	0- 0	0- 0	NEUTRAL	0- 1	1- 0	0- 1				
6- 6	0- 0	0- 1	NON-CONFERENCE	0- 3	3- 1	3- 1				
4- 2	0- 0	0- 1	HOME	0- 1	1- 0	3- 0				
1- 2	0- 0	0- 0	AWAY	0- 1	1- 1	0- 0				
1- 2	0- 0	0- 0	NEUTRAL	0- 1	1- 0	0- 1				
3- 14	0- 0	0- 1	CONFERENCE	0- 4	2- 5	1- 4				
1- 7	0- 0	0- 1	HOME	0- 0	1- 3	0- 3				
2- 7	0- 0	0- 0	AWAY	0- 4	1- 2	1- 1				
0- 0	0- 0	0- 0	NEUTRAL	0- 0	0- 0	0- 0				

RPI S	Opponent	Score	RPI S	Opponent	Score	RPI S	Opponent	Score	RPI S	Opponent	Score	Team's RPI: 237
39	H Drexel	52 62	56	H Penn	45 55	114	A Auburn	62 66				
41	H Dayton	44 59	63	N Seton Hall	39 55	116	H Temple	67 63				
			84	A Villanova	44 60	119	A Columbia	71 57				
			86	A Saint Louis	48 63	120	N Harvard	63 39				
			87	A Fordham	36 59	124	H Richmond	67 56				
			87	A Fordham	45 67	131	A Duquesne	42 53				
			89	A VCU	40 47	131	H Duquesne	51 58				
						139	A Davidson	63 54				
						142	H George Washington	50 56				
						149	A Massachusetts	43 61				
						149	H Massachusetts	47 51				
						194	A La Salle	59 67				
						194	H La Salle	53 59				
						196	N Furman	48 63				
						203	H American	72 51				
						210	H Rhode Island	47 49				
						252	H George Mason	49 54				
						285	H Sacred Heart	71 44				
						299	A St. Bonaventure	61 60				
						320	H Navy	49 40				
LAST 10 Division I												
87	A Fordham	36 59	194	H La Salle	53 59							
87	A Fordham	45 67	131	A Duquesne	42 53							
149	H Massachusetts	47 51	86	A Saint Louis	48 63							
252	H George Mason	49 54	41	H Dayton	44 59							
139	A Davidson	63 54	142	H George Washington	50 56							

Non-Div I Games:

Saint Joseph's

■ Loss, 
■ Non-Conf, 
■ S Site, 
■ H Home 
■ A Away 
N Neutral

Central Ark.

Through Games Of March 11, 2020

Average RPI Win:	287	WON-LOST	WINNING	LAST 10	STRENGTH OF	OPP. STRENGTH	TEAM	ADJ.	CONF.	ADJ CONF.
Average RPI Loss:	138	RECORD	PCT. RANK	GAMES	SCHEDULE	OF SCHEDULE	RPI	RPI	RPI	RPI
DIV. I ONLY	10- 16	246	5-5	190	281	238	238	23	23	
DIV. I NON-CONF.	1- 5	313	0	49	165	243	243	24	24	
TOTALS	RPI 1-25	RPI 26-50	W-L RECORDS	RPI 51-100	RPI 101-150	RPI 150+				
10- 16	0- 1	0- 0	OVERALL	0- 6	0- 2	10- 7				
6- 5	0- 0	0- 0	HOME	0- 2	0- 1	6- 2				
4- 11	0- 1	0- 0	AWAY	0- 4	0- 1	4- 5				
0- 0	0- 0	0- 0	NEUTRAL	0- 0	0- 0	0- 0				
1- 5	0- 1	0- 0	NON-CONFERENCE	0- 1	0- 0	1- 3				
1- 0	0- 0	0- 0	HOME	0- 0	0- 0	1- 0				
0- 5	0- 1	0- 0	AWAY	0- 1	0- 0	0- 3				
0- 0	0- 0	0- 0	NEUTRAL	0- 0	0- 0	0- 0				
9- 11	0- 0	0- 0	CONFERENCE	0- 5	0- 2	9- 4				
5- 5	0- 0	0- 0	HOME	0- 2	0- 1	5- 2				
4- 6	0- 0	0- 0	AWAY	0- 3	0- 1	4- 2				
0- 0	0- 0	0- 0	NEUTRAL	0- 0	0- 0	0- 0				

RPI 1-25				RPI 26-50				RPI 51-100				RPI 101+ Team's RPI: 238			
RPI	S	Opponent	Score	RPI	S	Opponent	Score	RPI	S	Opponent	Score	RPI	S	Opponent	Score
21	A	Texas A&M	46 76					66	A	Tennessee	36 63	145	A	Sam Houston St.	58 73
								78	A	A&M-Corpus Christi	47 67	145	H	Sam Houston St.	54 72
								82	A	SFA	41 102	157	H	Jackson St.	57 54
								82	H	SFA	37 58	173	A	New Orleans	73 85
								85	A	Abilene Christian	71 93	173	H	New Orleans	37 49
								85	H	Abilene Christian	64 74	175	A	Tulane	38 65
												185	A	Northern Ky.	56 72
												206	A	Little Rock	48 63
												251	A	Southeastern La.	42 63
												251	H	Southeastern La.	54 47
												255	A	Nicholls St.	53 46
												255	H	Nicholls St.	58 67
												262	H	Lamar University	53 29
												267	A	Incarinate Word	47 37
												318	H	Houston Baptist	63 39
												335	A	Northwestern St.	51 44
												335	H	Northwestern St.	80 62
												347	A	McNeese	70 57
												347	H	McNeese	70 49
LAST 10 Division I															
335	H	Northwestern St.	80 62	145	A	Sam Houston St.	58 73								
251	H	Southeastern La.	54 47	173	A	New Orleans	73 85								
85	A	Abilene Christian	71 93	347	H	McNeese	70 49								
255	H	Nicholls St.	58 67	262	H	Lamar University	53 29								
82	H	SFA	37 58	335	A	Northwestern St.	51 44								

Non-Div I Games: Hendrix 104 28 Central Baptist 66 43 Crowley's Ridge 82 26

Central Ark.

Loss, Non-Conf, S Site, H Home A Away N Neutral

CSU Bakersfield

Through Games Of March 11, 2020

Average RPI Win:	253	WON-LOST	WINNING	LAST 10	STRENGTH OF	OPP. STRENGTH	TEAM	ADJ.	CONF.	ADJ CONF.
Average RPI Loss:	232	RECORD	PCT. RANK	GAMES	SCHEDULE	OF SCHEDULE	RPI	RPI	RPI	RPI
DIV. I ONLY	13- 13	174	4-6	294	321	239	239	31	31	
DIV. I NON-CONF.	5- 5	164	0	116	174	140	140	32	32	
TOTALS	RPI 1-25	RPI 26-50	W-L RECORDS	RPI 51-100	RPI 101-150	RPI 150+				
13- 13	0- 2	0- 0	OVERALL	0- 0	2- 1	11- 10				
9- 4	0- 0	0- 0	HOME	0- 0	2- 0	7- 4				
4- 9	0- 2	0- 0	AWAY	0- 0	0- 1	4- 6				
0- 0	0- 0	0- 0	NEUTRAL	0- 0	0- 0	0- 0				
5- 5	0- 2	0- 0	NON-CONFERENCE	0- 0	2- 1	3- 2				
5- 0	0- 0	0- 0	HOME	0- 0	2- 0	3- 0				
0- 5	0- 2	0- 0	AWAY	0- 0	0- 1	0- 2				
0- 0	0- 0	0- 0	NEUTRAL	0- 0	0- 0	0- 0				
8- 8	0- 0	0- 0	CONFERENCE	0- 0	0- 0	8- 8				
4- 4	0- 0	0- 0	HOME	0- 0	0- 0	4- 4				
4- 4	0- 0	0- 0	AWAY	0- 0	0- 0	4- 4				
0- 0	0- 0	0- 0	NEUTRAL	0- 0	0- 0	0- 0				

RPI 1-25				RPI 26-50				RPI 51-100				RPI 101+ Team's RPI: 239			
RPI	S	Opponent	Score	RPI	S	Opponent	Score	RPI	S	Opponent	Score	RPI	S	Opponent	Score
12	A	Gonzaga	48 92									134	H	Pacific	80 70
20	A	Oregon St.	50 69									140	A	Washington	49 80
												146	H	San Jose St.	75 71
												172	A	Wright St.	60 65
												204	A	UMKC	43 58
												204	H	UMKC	70 60
												235	H	North Texas	61 52
												245	H	UC Santa Barbara	66 62
												246	A	Grand Canyon	59 54
												246	H	Grand Canyon	49 41
												284	A	California Baptist	66 61
												284	H	California Baptist	53 55
												296	H	N.C. Central	80 71
												297	A	Seattle U	57 63
												297	H	Seattle U	55 43
												302	A	Utah Valley	55 53
												302	H	Utah Valley	56 63
												305	A	UTRGV	65 74
												305	H	UTRGV	52 66
												311	A	New Mexico St.	62 67
												311	H	New Mexico St.	60 59
												312	A	UC Riverside	52 53
												349	A	Chicago St.	58 51
												349	H	Chicago St.	58 60
LAST 10 Division I															
246	H	Grand Canyon	49 41	204	A	UMKC	43 58								
311	A	New Mexico St.	62 67	349	A	Chicago St.	58 51								
305	A	UTRGV	65 74	284	H	California Baptist	53 55								
297	H	Seattle U	55 43	305	H	UTRGV	52 66								
302	H	Utah Valley	56 63	311	H	New Mexico St.	60 59								

Non-Div I Games: Westcliff 100 44 Fresno Pacific 95 64 Cal St. Dom. Hills 83 74

CSU Bakersfield

Loss, Non-Conf, S Site, H Home A Away N Neutral

## Marshall

Through Games Of March 11, 2020

Average RPI Win:	235	WON-LOST	WINNING	LAST 10	STRENGTH OF	OPP. STRENGTH	TEAM	ADJ.	CONF.	ADJ CONF.
Average RPI Loss:	142	RECORD	PCT. RANK	GAMES	SCHEDULE	OF SCHEDULE	RPI	RPI	RPI	RPI
DIV. I ONLY	11- 17	236	5-5	217	149	240	240	13	13	
DIV. I NON-CONF.	3- 6	235	0	325	238	313	313	16	16	
TOTALS	RPI 1-25	RPI 26-50	W-L RECORDS	RPI 51-100	RPI 101-150	RPI 150+				
11- 17	0- 0	0- 6	OVERALL	0- 3	1- 0	10- 8				
6- 7	0- 0	0- 3	HOME	0- 0	1- 0	5- 4				
4- 10	0- 0	0- 3	AWAY	0- 3	0- 0	4- 4				
1- 0	0- 0	0- 0	NEUTRAL	0- 0	0- 0	1- 0				
3- 6	0- 0	0- 1	NON-CONFERENCE	0- 1	0- 0	3- 4				
2- 2	0- 0	0- 0	HOME	0- 0	0- 0	2- 2				
1- 4	0- 0	0- 1	AWAY	0- 1	0- 0	1- 2				
0- 0	0- 0	0- 0	NEUTRAL	0- 0	0- 0	0- 0				
8- 11	0- 0	0- 5	CONFERENCE	0- 2	1- 0	7- 4				
4- 5	0- 0	0- 3	HOME	0- 0	1- 0	3- 2				
3- 6	0- 0	0- 2	AWAY	0- 2	0- 0	3- 2				
1- 0	0- 0	0- 0	NEUTRAL	0- 0	0- 0	1- 0				

RPI 1-25				RPI 26-50				RPI 51-100				RPI 101+				Team's RPI: 240	
RPI	S	Opponent	Score	RPI	S	Opponent	Score	RPI	S	Opponent	Score	RPI	S	Opponent	Score		
				31	A	Western Ky.	65 79	53	A	Rice	43 81	108	H	UAB	61 56		
				31	H	Western Ky.	65 74	60	A	Charlotte	46 52	153	H	Norfolk St.	75 69		
				33	A	Old Dominion	46 57	80	A	Ohio	51 67	192	A	Towson	56 59		
				33	H	Old Dominion	54 64					208	A	Fla. Atlantic	50 68		
				46	H	Middle Tenn.	55 75					208	H	Fla. Atlantic	85 75		
				47	A	Rutgers	41 66					209	H	UTEP	76 66		
												212	A	Southern Miss.	80 65		
												212	N	Southern Miss.	71 67		
												229	H	Morgan St.	52 57		
												235	A	North Texas	68 59		
												235	H	North Texas	69 77		
												248	A	Louisiana Tech	50 60		
												254	H	Bowling Green	69 82		
												275	A	Indiana St.	72 60		
												310	A	FIU	59 57		
												310	H	FIU	65 68		
												321	H	UTSA	66 53		
												330	A	Evansville	62 66		
												337	H	Coppin St.	60 47		
LAST 10 Division I																	
				212	N	Southern Miss.	71 67	31	A	Western Ky.	65 79						
				208	A	Fla. Atlantic	50 68	209	H	UTEP	76 66						
				310	A	FIU	59 57	321	H	UTSA	66 53						
				235	H	North Texas	69 77	248	A	Louisiana Tech	50 60						
				33	H	Old Dominion	54 64	212	A	Southern Miss.	80 65						

Non-Div I Games: Alderson Broadus 85 41 Ky. Christian 89 40

Marshall

Loss, Non-Conf, S Site, H Home A Away N Neutral

Average RPI Win:	278	WON-LOST	WINNING	LAST 10	STRENGTH OF	OPP. STRENGTH	TEAM	ADJ.	CONF.	ADJ CONF.
Average RPI Loss:	122	RECORD	PCT. RANK	GAMES	SCHEDULE	OF SCHEDULE	RPI	RPI	RPI	RPI

DIV. I ONLY	12- 16	220	4-6	261	191	241	241	20	20
DIV. I NON-CONF.	5- 4	140	0	314	82	185	185	23	23
TOTALS	RPI 1-25	RPI 26-50	W-L RECORDS	RPI 51-100	RPI 101-150	RPI 150+			
12- 16	0- 2	0- 3	OVERALL	1- 3	0- 1	11- 7			
8- 4	0- 0	0- 1	HOME	1- 1	0- 0	7- 2			
4- 11	0- 2	0- 1	AWAY	0- 2	0- 1	4- 5			
0- 1	0- 0	0- 1	NEUTRAL	0- 0	0- 0	0- 0			
5- 4	0- 2	0- 0	NON-CONFERENCE	0- 0	0- 1	5- 1			
2- 1	0- 0	0- 0	HOME	0- 0	0- 0	2- 1			
3- 3	0- 2	0- 0	AWAY	0- 0	0- 1	3- 0			
0- 0	0- 0	0- 0	NEUTRAL	0- 0	0- 0	0- 0			
7- 12	0- 0	0- 3	CONFERENCE	1- 3	0- 0	6- 6			
6- 3	0- 0	0- 1	HOME	1- 1	0- 0	5- 1			
1- 8	0- 0	0- 1	AWAY	0- 2	0- 0	1- 5			
0- 1	0- 0	0- 1	NEUTRAL	0- 0	0- 0	0- 0			

RPI 1-25				RPI 26-50				RPI 51-100				RPI 101+				Team's RPI: 241	
RPI	S	Opponent	Score	RPI	S	Opponent	Score	RPI	S	Opponent	Score	RPI	S	Opponent	Score		
7	A	Louisville	40 76	48	A	UT Martin	56 98	54	A	Belmont	53 70	105	A	Southern Ill.	66 76		
10	A	Mississippi St.	43 124	48	H	UT Martin	64 89	54	H	Belmont	56 86	152	H	Samford	56 84		
				48	N	UT Martin	33 88	88	A	Southeast Mo. St.	73 88	174	A	Austin Peay	61 69		
								88	H	Southeast Mo. St.	70 62	174	H	Austin Peay	60 88		
												200	A	Eastern Ill.	46 66		
												200	H	Eastern Ill.	92 87		
												205	A	Tennessee Tech	72 77		
												247	A	Lipscomb	67 57		
												250	A	Jacksonville St.	51 68		
												253	H	Arkansas St.	77 62		
												275	H	Indiana St.	70 62		
												286	H	Morehead St.	83 75		
												294	H	Eastern Ky.	66 65		
												330	A	Evansville	61 59		
												334	A	Tennessee St.	81 96		
												334	H	Tennessee St.	100 62		
												338	A	SIUE	70 61		
												338	H	SIUE	74 60		
												351	A	Mississippi Val.	72 66		
LAST 10 Division I																	
				48	N	UT Martin	33 88	286	H	Morehead St.	83 75						
				174	H	Austin Peay	60 88	174	A	Austin Peay	61 69						
				294	H	Eastern Ky.	66 65	334	A	Tennessee St.	81 96						
				338	A	SIUE	70 61	54	A	Belmont	53 70						
				200	A	Eastern Ill.	46 66	338	H	SIUE	74 60						

Murray St.

# East Carolina

Through Games Of March 11, 2020

Average RPI Win: <b>228</b>	WON-LOST	WINNING	LAST 10	STRENGTH OF	OPP. STRENGTH	TEAM	ADJ.	CONF.	ADJ CONF.
Average RPI Loss: <b>117</b>	RECORD	PCT. RANK	GAMES	SCHEDULE	OF SCHEDULE	RPI	RPI	RPI	RPI
DIV. I ONLY	9- 21	286	5-5	101	97	242	242	9	9
DIV. I NON-CONF.	3- 10	282	0	57	132	221	221	9	9
TOTALS	RPI 1-25	RPI 26-50	W-L RECORDS	RPI 51-100	RPI 101-150	RPI 150+			
9- 21	0- 2	0- 3	OVERALL	0- 6	1- 3	8- 7			
7- 7	0- 1	0- 1	HOME	0- 1	1- 1	6- 3			
2- 11	0- 0	0- 1	AWAY	0- 5	0- 1	2- 4			
0- 3	0- 1	0- 1	NEUTRAL	0- 0	0- 1	0- 0			
3- 10	0- 1	0- 2	NON-CONFERENCE	0- 4	0- 2	3- 1			
2- 4	0- 0	0- 1	HOME	0- 1	0- 1	2- 1			
1- 4	0- 0	0- 0	AWAY	0- 3	0- 1	1- 0			
0- 2	0- 1	0- 1	NEUTRAL	0- 0	0- 0	0- 0			
6- 11	0- 1	0- 1	CONFERENCE	0- 2	1- 1	5- 6			
5- 3	0- 1	0- 0	HOME	0- 0	1- 0	4- 2			
1- 7	0- 0	0- 1	AWAY	0- 2	0- 0	1- 4			
0- 1	0- 0	0- 0	NEUTRAL	0- 0	0- 1	0- 0			

RPI	S	Opponent	Score	RPI	S	Opponent	Score	RPI	S	Opponent	Score	RPI	S	Opponent	Score	Team's RPI: 242
4	H	UConn	42 <b>98</b>	37	A	UCF	55 <b>91</b>	60	H	Charlotte	47 <b>59</b>	104	H	William & Mary	68 <b>78</b>	
11	N	Northwestern	45 <b>64</b>	41	N	Dayton	68 <b>94</b>	61	A	Cincinnati	53 <b>76</b>	115	A	Wake Forest	53 <b>76</b>	
				46	H	Middle Tenn.	66 <b>68</b>	64	A	Georgia	50 <b>67</b>	116	H	Temple	56 50	
								69	A	South Fla.	52 <b>81</b>	116	N	Temple	57 <b>67</b>	
								89	A	VCU	40 <b>53</b>	166	A	Wichita St.	55 <b>57</b>	
								97	A	Liberty	66 <b>81</b>	166	H	Wichita St.	53 <b>61</b>	
												175	H	Tulane	53 50	
												195	A	Memphis	61 57	
												195	H	Memphis	71 65	
												214	A	Houston	63 <b>72</b>	
												214	H	Houston	53 50	
												233	A	SMU	45 <b>53</b>	
												233	H	SMU	47 <b>55</b>	
												258	A	Tulsa	56 <b>58</b>	
												258	H	Tulsa	59 42	
												263	H	Howard	51 <b>67</b>	
												277	A	Longwood	64 61	
												307	H	UMES	57 42	
												317	H	USC Upstate	69 48	
LAST 10 Division I																
				116	N	Temple	57 <b>67</b>	258	H	Tulsa	59 42					
				61	A	Cincinnati	53 <b>76</b>	195	A	Memphis	61 57					
				175	H	Tulane	53 50	233	A	SMU	45 <b>53</b>					
				69	A	South Fla.	52 <b>81</b>	214	H	Houston	53 50					
				116	H	Temple	56 50	166	A	Wichita St.	55 <b>57</b>					

Non-Div I Games:

East Carolina

Loss, Non-Conf, S Site, H Home A Away N Neutral



Average RPI Loss: 180

Average RPI Win:	243	WON-LOST	WINNING	LAST 10	STRENGTH OF	OPP. STRENGTH	TEAM	ADJ.	CONF.	ADJ CONF.
Average RPI Loss:	180	RECORD	PCT. RANK	GAMES	SCHEDULE	OF SCHEDULE	RPI	RPI	RPI	RPI
DIV. I ONLY	14- 15	185	6-4	262	249	243	243	19	19	
DIV. I NON-CONF.	5- 7	205	0	205	333	272	272	18	18	
-----										
TOTALS	RPI 1-25		RPI 26-50	W-L RECORDS	RPI 51-100		RPI 101-150		RPI 150+	
14- 15	0- 0		0- 2	OVERALL	1- 2		0- 0		13- 11	
10- 5	0- 0		0- 1	HOME	0- 1		0- 0		10- 3	
4- 7	0- 0		0- 1	AWAY	1- 1		0- 0		3- 5	
0- 3	0- 0		0- 0	NEUTRAL	0- 0		0- 0		0- 3	
5- 7	0- 0		0- 0	NON-CONFERENCE	0- 1		0- 0		5- 6	
5- 2	0- 0		0- 0	HOME	0- 0		0- 0		5- 2	
0- 3	0- 0		0- 0	AWAY	0- 1		0- 0		0- 2	
0- 2	0- 0		0- 0	NEUTRAL	0- 0		0- 0		0- 2	
9- 8	0- 0		0- 2	CONFERENCE	1- 1		0- 0		8- 5	
5- 3	0- 0		0- 1	HOME	0- 1		0- 0		5- 1	
4- 4	0- 0		0- 1	AWAY	1- 0		0- 0		3- 3	
0- 1	0- 0		0- 0	NEUTRAL	0- 0		0- 0		0- 1	

RPI 1-25			
RPI	S	Opponent	Score
26	A	South Dakota	61 104
26	H	South Dakota	60 92
RPI 26-50			
RPI	S	Opponent	Score
26	A	South Dakota	61 104
26	H	South Dakota	60 92
RPI 51-100			
RPI	S	Opponent	Score
71	A	South Dakota St.	72 62
71	H	South Dakota St.	79 86
95	A	Colorado	70 96
RPI 101+			
RPI	S	Opponent	Score
151	N	Western Mich.	70 79
167	H	Wyoming	71 57
184	N	Akron	72 88
189	H	Southern Utah	81 73
198	A	Oral Roberts	72 84
198	H	Oral Roberts	91 79
204	A	UMKC	79 83
216	A	Western Ill.	75 82
216	H	Western Ill.	84 78
217	A	North Dakota	91 81
217	H	North Dakota	82 90
224	H	Northern Colo.	74 55
232	H	Alabama A&M	83 86
257	A	North Dakota St.	80 85
257	H	North Dakota St.	91 82
257	N	North Dakota St.	68 72
262	A	Lamar University	59 71
266	H	UC Irvine	83 75
292	H	Cal Poly	96 66
311	H	New Mexico St.	75 78
313	A	Omaha	86 80
313	H	Omaha	66 60
339	A	Purdue Fort Wayne	85 67
339	H	Purdue Fort Wayne	83 57
Team's RPI: 243			

Non-Div I Games:	Colo. Christian	89	49
------------------	-----------------	----	----

Denver

Loss, Non-Conf, S Site, H Home A Away N Neutral

Average RPI Win:	246	WON-LOST	WINNING	LAST 10	STRENGTH OF	OPP. STRENGTH	TEAM	ADJ.	CONF.	ADJ CONF.
Average RPI Loss:	180	RECORD	PCT. RANK	GAMES	SCHEDULE	OF SCHEDULE	RPI	RPI	RPI	RPI
DIV. I ONLY	13- 17	212	6-4	224	240	244	244	17	17	
DIV. I NON-CONF.	4- 7	225	0	236	324	277	277	20	20	
TOTALS	RPI 1-25	RPI 26-50	W-L RECORDS	RPI 51-100	RPI 101-150	RPI 150+				
13- 17	0- 0	0- 0	OVERALL	0- 4	0- 3	13- 10				
8- 8	0- 0	0- 0	HOME	0- 2	0- 2	8- 4				
5- 8	0- 0	0- 0	AWAY	0- 2	0- 1	5- 5				
0- 1	0- 0	0- 0	NEUTRAL	0- 0	0- 0	0- 1				
4- 7	0- 0	0- 0	NON-CONFERENCE	0- 0	0- 2	4- 5				
2- 5	0- 0	0- 0	HOME	0- 0	0- 2	2- 3				
2- 2	0- 0	0- 0	AWAY	0- 0	0- 0	2- 2				
0- 0	0- 0	0- 0	NEUTRAL	0- 0	0- 0	0- 0				
9- 10	0- 0	0- 0	CONFERENCE	0- 4	0- 1	9- 5				
6- 3	0- 0	0- 0	HOME	0- 2	0- 0	6- 1				
3- 6	0- 0	0- 0	AWAY	0- 2	0- 1	3- 3				
0- 1	0- 0	0- 0	NEUTRAL	0- 0	0- 0	0- 1				

RPI 1-25			RPI 26-50			RPI 51-100			RPI 101+ Team's RPI: 244		
RPI	S	Opponent	Score	RPI	S	Opponent	Score	RPI	S	Opponent	Score
								65	A	Fresno St.	54 79
								65	H	Fresno St.	60 65
								83	A	Boise St.	72 86
								83	H	Boise St.	67 69
								111	H	San Diego	47 70
								125	H	California	48 74
								146	A	San Jose St.	67 84
								167	A	Wyoming	67 81
								167	H	Wyoming	67 60
								192	H	Towson	80 72
								199	A	Hawaii	58 61
								218	A	UNLV	67 72
								218	H	UNLV	48 39
								230	A	New Mexico	67 58
								230	H	New Mexico	75 74
								232	H	Alabama A&M	53 61
								234	H	Cal St. Fullerton	55 45
								236	A	Nevada	69 70
								236	H	Nevada	81 68
								245	A	UC Santa Barbara	52 64
								253	H	Arkansas St.	62 71
								267	A	Incarinate Word	57 48
								271	H	Air Force	49 51
								279	A	Utah St.	59 51
								279	H	Utah St.	66 62
								279	N	Utah St.	79 81
								280	H	CSUN	69 74
								284	A	California Baptist	80 68
								294	A	Colorado St.	64 61
								294	H	Colorado St.	59 49
LAST 10 Division I											
								279	N	Utah St.	79 81
								279	N	Utah St.	79 81
								279	N	Utah St.	79 81
								279	N	Utah St.	79 81
								279	N	Utah St.	79 81
								279	N	Utah St.	79 81
								279	N	Utah St.	79 81
								279	N	Utah St.	79 81
								279	N	Utah St.	79 81

Non-Div I Games: Westcliff 77 56

San Diego St.

Average RPI Win:	261	WON-LOST	WINNING	LAST 10	STRENGTH OF	OPP. STRENGTH	TEAM	ADJ.	CONF.	ADJ CONF.
Average RPI Loss:	200	RECORD	PCT. RANK	GAMES	SCHEDULE	OF SCHEDULE	RPI	RPI	RPI	RPI
DIV. I ONLY	13- 15	194	6-4	260	307	245	245	28	28	
DIV. I NON-CONF.	4- 8	235	0	189	301	267	267	26	26	
TOTALS	RPI 1-25	RPI 26-50	W-L RECORDS	RPI 51-100	RPI 101-150	RPI 150+				
13- 15	0- 0	0- 1	OVERALL	1- 1	0- 2	12- 11				
8- 5	0- 0	0- 0	HOME	1- 0	0- 2	7- 3				
4- 9	0- 0	0- 1	AWAY	0- 0	0- 0	4- 8				
1- 1	0- 0	0- 0	NEUTRAL	0- 1	0- 0	1- 0				
4- 8	0- 0	0- 1	NON-CONFERENCE	1- 1	0- 2	3- 4				
3- 2	0- 0	0- 0	HOME	1- 0	0- 2	2- 0				
0- 5	0- 0	0- 1	AWAY	0- 0	0- 0	0- 4				
1- 1	0- 0	0- 0	NEUTRAL	0- 1	0- 0	1- 0				
9- 7	0- 0	0- 0	CONFERENCE	0- 0	0- 0	9- 7				
5- 3	0- 0	0- 0	HOME	0- 0	0- 0	5- 3				
4- 4	0- 0	0- 0	AWAY	0- 0	0- 0	4- 4				
0- 0	0- 0	0- 0	NEUTRAL	0- 0	0- 0	0- 0				

RPI S	Opponent	Score	RPI S	Opponent	Score	RPI S	Opponent	Score	RPI S	Opponent	Score	Team's RPI: 245
29	A Arizona	42 61	81	H Southern California	57 46	134	H Pacific	53 63	146	H San Jose St.	70 73	
			82	N SFA	56 67	159	A UC Davis	63 66	159	H UC Davis	46 56	
						199	A Hawaii	57 56	199	H Hawaii	51 63	
						201	A Saint Mary's (CA)	43 64	234	A Cal St. Fullerton	75 66	
						234	H Cal St. Fullerton	68 70	239	A CSU Bakersfield	62 66	
						244	H San Diego St.	64 52	246	A Grand Canyon	57 58	
						266	A UC Irvine	65 61	266	H UC Irvine	67 57	
						280	A CSUN	65 55	280	H CSUN	65 60	
						283	A Long Beach St.	53 59	283	H Long Beach St.	55 47	
						284	A California Baptist	81 85	292	A Cal Poly	52 56	
						292	H Cal Poly	52 50	302	H Utah Valley	59 51	
						312	A UC Riverside	61 66	312	H UC Riverside	65 47	
						349	N Chicago St.	96 65				
LAST 10 Division I												
199	A Hawaii	57 56	280	A CSUN	65 55							
283	H Long Beach St.	55 47	283	A Long Beach St.	53 59							
292	A Cal Poly	52 56	199	H Hawaii	51 63							
312	H UC Riverside	65 47	266	H UC Irvine	67 57							
280	H CSUN	65 60	159	A UC Davis	63 66							

Non-Div I Games: Ottawa (AZ) 72 57

UC Santa Barbara

## Grand Canyon

Through Games Of March 11, 2020

Average RPI Win:	280	WON-LOST	WINNING	LAST 10	STRENGTH OF	OPP. STRENGTH	TEAM	ADJ.	CONF.	ADJ CONF.
Average RPI Loss:	220	RECORD	PCT. RANK	GAMES	SCHEDULE	OF SCHEDULE	RPI	RPI	RPI	RPI
DIV. I ONLY	13- 12	158	6-4	311	337	246	246	31	31	
DIV. I NON-CONF.	3- 6	235	0	174	270	274	274	32	32	
TOTALS	RPI 1-25	RPI 26-50	W-L RECORDS	RPI 51-100	RPI 101-150	RPI 150+				
13- 12	0- 0	0- 0	OVERALL	0- 0	0- 2	13- 10				
8- 5	0- 0	0- 0	HOME	0- 0	0- 0	8- 5				
5- 7	0- 0	0- 0	AWAY	0- 0	0- 2	5- 5				
0- 0	0- 0	0- 0	NEUTRAL	0- 0	0- 0	0- 0				
3- 6	0- 0	0- 0	NON-CONFERENCE	0- 0	0- 2	3- 4				
3- 2	0- 0	0- 0	HOME	0- 0	0- 0	3- 2				
0- 4	0- 0	0- 0	AWAY	0- 0	0- 2	0- 2				
0- 0	0- 0	0- 0	NEUTRAL	0- 0	0- 0	0- 0				
10- 6	0- 0	0- 0	CONFERENCE	0- 0	0- 0	10- 6				
5- 3	0- 0	0- 0	HOME	0- 0	0- 0	5- 3				
5- 3	0- 0	0- 0	AWAY	0- 0	0- 0	5- 3				
0- 0	0- 0	0- 0	NEUTRAL	0- 0	0- 0	0- 0				

RPI 1-25			RPI 26-50			RPI 51-100			RPI 101+			Team's RPI: 246
RPI	S	Opponent	Score	RPI	S	Opponent	Score	RPI	S	Opponent	Score	
								103	A	Portland	41	73
								125	A	California	53	72
								162	A	Montana	67	72
								189	H	Southern Utah	69	65
								197	A	Portland St.	46	69
								204	A	UMKC	62	56
								204	H	UMKC	53	74
								217	H	North Dakota	76	78
								218	H	UNLV	53	51
								234	H	Cal St. Fullerton	70	80
								239	A	CSU Bakersfield	41	49
								239	H	CSU Bakersfield	54	59
								245	H	UC Santa Barbara	58	57
								284	A	California Baptist	62	58
								284	H	California Baptist	72	66
								297	A	Seattle U	56	48
								297	H	Seattle U	63	60
								302	A	Utah Valley	66	59
								302	H	Utah Valley	54	64
								305	A	UTRGV	47	66
								305	H	UTRGV	62	60
								311	A	New Mexico St.	58	69
								311	H	New Mexico St.	60	49
								349	A	Chicago St.	68	57
								349	H	Chicago St.	69	49
LAST 10 Division I												
								239	A	CSU Bakersfield	41	49
								349	A	Chicago St.	68	57
								305	A	UTRGV	47	66
								204	A	UMKC	62	56
								284	H	California Baptist	72	66
								311	H	New Mexico St.	60	49
								302	H	Utah Valley	54	64
								305	H	UTRGV	62	60
								297	H	Seattle U	63	60

Non-Div I Games: Benedictine Mesa 72 53 Whittier 77 41

Grand Canyon

■ Loss, 
 ■ Non-Conf, 
 ■ S Site, 
 ■ Home 
 ■ A Away 
 N Neutral

Average RPI Win:	255	WON-LOST	WINNING	LAST 10	STRENGTH OF	OPP. STRENGTH	TEAM	ADJ.	CONF.	ADJ CONF.
Average RPI Loss:	128	RECORD	PCT. RANK	GAMES	SCHEDULE	OF SCHEDULE	RPI	RPI	RPI	RPI
DIV. I ONLY	6- 23	318	2-8	65	214	247	247	15	15	
DIV. I NON-CONF.	2- 10	313	0	34	297	228	228	14	14	
TOTALS	RPI 1-25	RPI 26-50	W-L RECORDS	RPI 51-100	RPI 101-150	RPI 150+				
6- 23	0- 0	0- 6	OVERALL	0- 5	1- 3	5- 9				
2- 10	0- 0	0- 1	HOME	0- 2	0- 2	2- 5				
4- 11	0- 0	0- 5	AWAY	0- 1	1- 1	3- 4				
0- 2	0- 0	0- 0	NEUTRAL	0- 2	0- 0	0- 0				
2- 10	0- 0	0- 3	NON-CONFERENCE	0- 3	0- 0	2- 4				
1- 3	0- 0	0- 0	HOME	0- 1	0- 0	1- 2				
1- 5	0- 0	0- 3	AWAY	0- 0	0- 0	1- 2				
0- 2	0- 0	0- 0	NEUTRAL	0- 2	0- 0	0- 0				
4- 13	0- 0	0- 3	CONFERENCE	0- 2	1- 3	3- 5				
1- 7	0- 0	0- 1	HOME	0- 1	0- 2	1- 3				
3- 6	0- 0	0- 2	AWAY	0- 1	1- 1	2- 2				
0- 0	0- 0	0- 0	NEUTRAL	0- 0	0- 0	0- 0				

RPI S	Opponent	Score	RPI S	Opponent	Score	RPI S	Opponent	Score	RPI S	Opponent	Score	Team's RPI: 247
36	A FGCU	71 105	36	A FGCU	56 82	54	H Belmont	68 69	121	A North Florida	73 66	
36	A FGCU	45 78	36	H FGCU	60 82	55	N Marist	63 74	121	H North Florida	60 68	
41	A Dayton	49 70	41	A Dayton	67 83	93	N Rider	76 81	142	A North Ala.	58 91	
46	A Middle Tenn.		46	A Middle Tenn.		97	A Liberty	60 64	142	H North Ala.	72 84	
48	A UT Martin		48	A UT Martin		97	H Liberty	70 79	165	A Jacksonville	53 76	
									165	H Jacksonville	64 73	
									185	H Northern Ky.	71 69	
									200	H Eastern Ill.	56 66	
									205	A Tennessee Tech	58 78	
									221	A Kennesaw St.	60 88	
									221	H Kennesaw St.	66 74	
									227	A Stetson	65 59	
									227	H Stetson	34 48	
									241	H Murray St.	57 67	
									250	A Jacksonville St.	63 65	
									331	A NJIT	65 57	
									331	H NJIT	68 66	
									334	A Tennessee St.	74 64	
LAST 10 Division I												
36	A FGCU	71 105	36	H FGCU	45 78							
97	H Liberty	70 79	142	A North Ala.	58 91							
165	A Jacksonville	53 76	221	A Kennesaw St.	60 88							
121	A North Florida	73 66	227	H Stetson	34 48							
331	H NJIT	68 66	165	H Jacksonville	64 73							

Non-Div I Games: Queens (NC) 86 45

Lipscomb

■ Loss, 
■ Non-Conf, 
■ S Site, 
■ H Home 
■ A Away 
N Neutral

## Louisiana Tech

Through Games Of March 11, 2020

Average RPI Win:	<b>242</b>	WON-LOST	WINNING	LAST 10	STRENGTH OF	OPP. STRENGTH	TEAM	ADJ.	CONF.	ADJ CONF.
Average RPI Loss:	<b>149</b>	RECORD	PCT. RANK	GAMES	SCHEDULE	OF SCHEDULE	RPI	RPI	RPI	RPI
DIV. I ONLY	<b>13- 15</b>	<b>194</b>	<b>5-5</b>	<b>285</b>	<b>156</b>	<b>248</b>	<b>248</b>	<b>13</b>	<b>13</b>	
DIV. I NON-CONF.	<b>6- 3</b>	<b>90</b>	<b>0</b>	<b>347</b>	<b>281</b>	<b>262</b>	<b>262</b>	<b>16</b>	<b>16</b>	
TOTALS	RPI 1-25	RPI 26-50	W-L RECORDS	RPI 51-100	RPI 101-150	RPI 150+				
13- 15	0- 0	1- 3	OVERALL	0- 3	1- 1	11- 8				
9- 6	0- 0	1- 1	HOME	0- 1	0- 1	8- 3				
3- 9	0- 0	0- 2	AWAY	0- 2	0- 0	3- 5				
1- 0	0- 0	0- 0	NEUTRAL	0- 0	1- 0	0- 0				
6- 3	0- 0	0- 0	NON-CONFERENCE	0- 0	0- 0	6- 3				
5- 1	0- 0	0- 0	HOME	0- 0	0- 0	5- 1				
1- 2	0- 0	0- 0	AWAY	0- 0	0- 0	1- 2				
0- 0	0- 0	0- 0	NEUTRAL	0- 0	0- 0	0- 0				
7- 12	0- 0	1- 3	CONFERENCE	0- 3	1- 1	5- 5				
4- 5	0- 0	1- 1	HOME	0- 1	0- 1	3- 2				
2- 7	0- 0	0- 2	AWAY	0- 2	0- 0	2- 3				
1- 0	0- 0	0- 0	NEUTRAL	0- 0	1- 0	0- 0				

RPI 1-25				RPI 26-50				RPI 51-100				RPI 101+				Team's RPI: 248	
RPI	S	Opponent	Score	RPI	S	Opponent	Score	RPI	S	Opponent	Score	RPI	S	Opponent	Score		
				31	A	Western Ky.	67 71	53	A	Rice	47 60	108	H	UAB	51 71		
				31	H	Western Ky.	75 84	53	H	Rice	60 73	108	N	UAB	66 63		
				33	A	Old Dominion	61 77	60	A	Charlotte	37 55	166	H	Wichita St.	80 88		
				46	H	Middle Tenn.	78 60					195	H	Memphis	83 74		
												206	A	Little Rock	43 38		
												208	A	Fla. Atlantic	75 77		
												209	H	UTEP	87 80		
												212	A	Southern Miss.	60 66		
												212	H	Southern Miss.	61 63		
												214	A	Houston	53 67		
												235	A	North Texas	69 74		
												240	H	Marshall	60 50		
												251	H	Southeastern La.	92 78		
												253	H	Arkansas St.	67 54		
												301	A	Ole Miss	53 76		
												310	A	FIU	68 44		
												310	H	FIU	62 52		
												321	A	UTSA	69 30		
												321	H	UTSA	73 82		
												344	H	Grambling	70 66		
												347	H	McNeese	79 54		
LAST 10 Division I																	
				108	N	UAB	66 63	212	H	Southern Miss.	61 63						
				31	A	Western Ky.	67 71	208	A	Fla. Atlantic	75 77						
				321	A	UTSA	69 30	310	A	FIU	68 44						
				53	H	Rice	60 73	240	H	Marshall	60 50						
				310	H	FIU	62 52	31	H	Western Ky.	75 84						

Non-Div I Games: Loyola (LA) 71 52 LSU-Alexandria 93 61

Louisiana Tech

■ Loss, 
 ■ Non-Conf, 
 ■ S Site, 
 ■ Home 
 ■ A Away 
 N Neutral

Average RPI Win:	235	WON-LOST	WINNING	LAST 10	STRENGTH OF	OPP. STRENGTH	TEAM	ADJ.	CONF.	ADJ CONF.
Average RPI Loss:	170	RECORD	PCT. RANK	GAMES	SCHEDULE	OF SCHEDULE	RPI	RPI	RPI	RPI
DIV. I ONLY	11- 17	236	5-5	215	244	249	249	21	21	
DIV. I NON-CONF.	5- 4	140	0	187	250	134	134	19	19	
TOTALS	RPI 1-25	RPI 26-50	W-L RECORDS	RPI 51-100	RPI 101-150	RPI 150+				
11- 17	0- 1	0- 1	OVERALL	1- 2	1- 3	9- 10				
7- 6	0- 0	0- 0	HOME	1- 1	1- 0	5- 5				
4- 11	0- 1	0- 1	AWAY	0- 1	0- 3	4- 5				
0- 0	0- 0	0- 0	NEUTRAL	0- 0	0- 0	0- 0				
5- 4	0- 1	0- 0	NON-CONFERENCE	1- 0	0- 1	4- 2				
4- 0	0- 0	0- 0	HOME	1- 0	0- 0	3- 0				
1- 4	0- 1	0- 0	AWAY	0- 0	0- 1	1- 2				
0- 0	0- 0	0- 0	NEUTRAL	0- 0	0- 0	0- 0				
6- 13	0- 0	0- 1	CONFERENCE	0- 2	1- 2	5- 8				
3- 6	0- 0	0- 0	HOME	0- 1	1- 0	2- 5				
3- 7	0- 0	0- 1	AWAY	0- 1	0- 2	3- 3				
0- 0	0- 0	0- 0	NEUTRAL	0- 0	0- 0	0- 0				

RPI 1-25			RPI 26-50			RPI 51-100			RPI 101+ Team's RPI: 249		
RPI	S	Opponent	Score	RPI	S	Opponent	Score	RPI	S	Opponent	Score
19	A	TCU	52 79	44	A	Troy	50 84	78	H	A&M-Corpus Christi	57 48
								98	A	Coastal Caro.	67 75
								98	H	Coastal Caro.	59 69
								112	A	UT Arlington	50 74
								112	A	UT Arlington	49 69
								112	H	UT Arlington	72 55
								132	A	Kansas	48 68
								168	A	Dartmouth	61 51
								173	H	New Orleans	51 49
								188	A	Louisiana	64 70
								188	H	Louisiana	67 73
								198	A	Oral Roberts	57 63
								206	A	Little Rock	50 47
								206	H	Little Rock	66 78
								211	A	South Alabama	76 78
								226	A	Appalachian St.	65 73
								226	H	Appalachian St.	47 59
								229	A	Morgan St.	62 72
								253	A	Arkansas St.	83 69
								253	H	Arkansas St.	53 56
								290	H	Ga. Southern	72 68
								316	H	Georgia St.	67 62
								321	H	UTSA	74 69
								323	H	Alcorn	67 59
								348	A	La.-Monroe	59 53
								348	H	La.-Monroe	55 58
LAST 10 Division I											
112	A	UT Arlington	50 74	112	A	UT Arlington	49 69				
188	A	Louisiana	64 70	253	A	Arkansas St.	83 69				
348	A	La.-Monroe	59 53	206	A	Little Rock	50 47				
316	H	Georgia St.	67 62	226	H	Appalachian St.	47 59				
290	H	Ga. Southern	72 68	98	H	Coastal Caro.	59 69				

Non-Div I Games: Texas Lutheran 72 31 Tex. Permian Basin 83 45

Texas St.

Loss, Non-Conf, S Site, H Home A Away N Neutral

Average RPI Win:	248	WON-LOST	WINNING	LAST 10	STRENGTH OF	OPP. STRENGTH	TEAM	ADJ.	CONF.	ADJ CONF.
Average RPI Loss:	165	RECORD	PCT. RANK	GAMES	SCHEDULE	OF SCHEDULE	RPI	RPI	RPI	RPI
DIV. I ONLY	12- 16	220	5-5	252	245	250	250	20	20	
DIV. I NON-CONF.	2- 7	288	0	305	216	329	329	23	23	
TOTALS	RPI 1-25	RPI 26-50	W-L RECORDS	RPI 51-100	RPI 101-150	RPI 150+				
12- 16	0- 0	0- 3	OVERALL	2- 2	0- 2	10- 9				
8- 4	0- 0	0- 1	HOME	2- 0	0- 0	6- 3				
4- 9	0- 0	0- 2	AWAY	0- 2	0- 2	4- 3				
0- 3	0- 0	0- 0	NEUTRAL	0- 0	0- 0	0- 3				
2- 7	0- 0	0- 1	NON-CONFERENCE	0- 0	0- 2	2- 4				
2- 1	0- 0	0- 0	HOME	0- 0	0- 0	2- 1				
0- 4	0- 0	0- 1	AWAY	0- 0	0- 2	0- 1				
0- 2	0- 0	0- 0	NEUTRAL	0- 0	0- 0	0- 2				
10- 9	0- 0	0- 2	CONFERENCE	2- 2	0- 0	8- 5				
6- 3	0- 0	0- 1	HOME	2- 0	0- 0	4- 2				
4- 5	0- 0	0- 1	AWAY	0- 2	0- 0	4- 2				
0- 1	0- 0	0- 0	NEUTRAL	0- 0	0- 0	0- 1				

RPI 1-25			RPI 26-50			RPI 51-100			RPI 101+			Team's RPI: 250			
RPI	S	Opponent	Score	RPI	S	Opponent	Score	RPI	S	Opponent	Score	RPI	S	Opponent	Score
				44	A	Troy	64 94	54	A	Belmont	49 61	114	A	Auburn	53 62
				48	A	UT Martin	72 86	54	H	Belmont	60 41	127	A	Vanderbilt	66 88
				48	H	UT Martin	56 73	88	A	Southeast Mo. St.	52 79	165	H	Jacksonville	40 55
								88	H	Southeast Mo. St.	72 51	174	H	Austin Peay	57 63
												185	N	Northern Ky.	63 66
												200	A	Eastern Ill.	52 55
												200	N	Eastern Ill.	46 49
												205	A	Tennessee Tech	66 50
												205	H	Tennessee Tech	64 61
												241	H	Murray St.	68 51
												247	H	Lipscomb	65 63
												286	A	Morehead St.	48 67
												286	H	Morehead St.	55 69
												289	N	Oakland	55 61
												294	A	Eastern Ky.	43 33
												294	H	Eastern Ky.	68 54
												325	A	Alabama St.	63 68
												334	A	Tennessee St.	63 45
												334	H	Tennessee St.	70 48
												336	H	Florida A&M	72 67
												338	A	SIUE	53 44
LAST 10 Division I															
				200	N	Eastern Ill.	46 49	54	A	Belmont	49 61				
				205	H	Tennessee Tech	64 61	205	A	Tennessee Tech	66 50				
				334	A	Tennessee St.	63 45	48	A	UT Martin	72 86				
				48	H	UT Martin	56 73	88	A	Southeast Mo. St.	52 79				
				88	H	Southeast Mo. St.	72 51	54	H	Belmont	60 41				

Non-Div I Games: Clark Atlanta 75 46 Fort Valley St. 87 65

Jacksonville St.

Loss, Non-Conf, S Site, H Home A Away N Neutral



Average RPI Win:	268	WON-LOST	WINNING	LAST 10	STRENGTH OF	OPP. STRENGTH	TEAM	ADJ.	CONF.	ADJ CONF.
Average RPI Loss:	163	RECORD	PCT. RANK	GAMES	SCHEDULE	OF SCHEDULE	RPI	RPI	RPI	RPI
DIV. I ONLY	11- 17	236	4-6	240	286	251	251	23	23	
DIV. I NON-CONF.	2- 6	279	0	207	282	252	252	24	24	
TOTALS	RPI 1-25	RPI 26-50	W-L RECORDS	RPI 51-100	RPI 101-150	RPI 150+				
11- 17	0- 0	0- 1	OVERALL	1- 5	0- 2	10- 9				
7- 4	0- 0	0- 0	HOME	1- 1	0- 1	6- 2				
4- 13	0- 0	0- 1	AWAY	0- 4	0- 1	4- 7				
0- 0	0- 0	0- 0	NEUTRAL	0- 0	0- 0	0- 0				
2- 6	0- 0	0- 1	NON-CONFERENCE	0- 1	0- 0	2- 4				
1- 0	0- 0	0- 0	HOME	0- 0	0- 0	1- 0				
1- 6	0- 0	0- 1	AWAY	0- 1	0- 0	1- 4				
0- 0	0- 0	0- 0	NEUTRAL	0- 0	0- 0	0- 0				
9- 11	0- 0	0- 0	CONFERENCE	1- 4	0- 2	8- 5				
6- 4	0- 0	0- 0	HOME	1- 1	0- 1	5- 2				
3- 7	0- 0	0- 0	AWAY	0- 3	0- 1	3- 3				
0- 0	0- 0	0- 0	NEUTRAL	0- 0	0- 0	0- 0				

RPI S	Opponent	Score	RPI S	Opponent	Score	RPI S	Opponent	Score	RPI S	Opponent	Score	Team's RPI: 251
35	A LSU	52 62	72	A Alabama	50 87	145	A Sam Houston St.	75 81				
			78	A A&M-Corpus Christi	48 49	145	H Sam Houston St.	69 84				
			78	H A&M-Corpus Christi	48 44	157	H Jackson St.	63 59				
			82	A SFA	51 77	173	A New Orleans	47 58				
			85	A Abilene Christian	53 61	173	H New Orleans	73 57				
			85	H Abilene Christian	62 68	188	A Louisiana	50 60				
						212	A Southern Miss.	54 62				
						214	A Houston	65 78				
						238	A Central Ark.	47 54				
						238	H Central Ark.	63 42				
						248	A Louisiana Tech	78 92				
						255	A Nicholls St.	49 54				
						255	H Nicholls St.	65 67				
						262	H Lamar University	57 65				
						267	H Incarnate Word	58 44				
						318	A Houston Baptist	69 59				
						335	A Northwestern St.	72 56				
						335	H Northwestern St.	66 41				
						347	A McNeese	74 67				
						347	H McNeese	87 48				
						348	A La.-Monroe	65 52				
LAST 10 Division I												
173	A New Orleans	47 58	78	A A&M-Corpus Christi	48 49							
238	A Central Ark.	47 54	255	A Nicholls St.	49 54							
335	H Northwestern St.	66 41	145	A Sam Houston St.	75 81							
347	H McNeese	87 48	267	H Incarnate Word	58 44							
85	H Abilene Christian	62 68	173	H New Orleans	73 57							

Non-Div I Games: LSU-Alexandria 89 67

Southeastern La.

■ Loss, 
 ■ Non-Conf, S Site, 
 ■ Home 
 ■ Away 
 N Neutral

## George Mason

Through Games Of March 11, 2020

Average RPI Win:	234	WON-LOST	WINNING	LAST 10	STRENGTH OF	OPP. STRENGTH	TEAM	ADJ.	CONF.	ADJ CONF.
Average RPI Loss:	133	RECORD	PCT. RANK	GAMES	SCHEDULE	OF SCHEDULE	RPI	RPI	RPI	RPI
DIV. I ONLY	9- 21	286	2-8	148	151	252	252	12	12	
DIV. I NON-CONF.	6- 7	182	0	167	292	190	190	12	12	
TOTALS	RPI 1-25	RPI 26-50	W-L RECORDS	RPI 51-100	RPI 101-150	RPI 150+				
9- 21	0- 0	0- 4	OVERALL	0- 6	2- 4	7- 7				
4- 10	0- 0	0- 2	HOME	0- 3	2- 2	2- 3				
5- 10	0- 0	0- 1	AWAY	0- 3	0- 2	5- 4				
0- 1	0- 0	0- 1	NEUTRAL	0- 0	0- 0	0- 0				
6- 7	0- 0	0- 3	NON-CONFERENCE	0- 1	0- 0	6- 3				
2- 4	0- 0	0- 2	HOME	0- 0	0- 0	2- 2				
4- 2	0- 0	0- 0	AWAY	0- 1	0- 0	4- 1				
0- 1	0- 0	0- 1	NEUTRAL	0- 0	0- 0	0- 0				
3- 14	0- 0	0- 1	CONFERENCE	0- 5	2- 4	1- 4				
2- 6	0- 0	0- 0	HOME	0- 3	2- 2	0- 1				
1- 8	0- 0	0- 1	AWAY	0- 2	0- 2	1- 3				
0- 0	0- 0	0- 0	NEUTRAL	0- 0	0- 0	0- 0				

RPI S	Opponent	Score	RPI S	Opponent	Score	RPI S	Opponent	Score	RPI S	Opponent	Score	Team's RPI: 252
			38 H	Virginia Tech	58 77	86 A	Saint Louis	61 69	124 H	Richmond	70 75	
			41 A	Dayton	55 59	86 H	Saint Louis	51 64	131 A	Duquesne	63 84	
			49 H	Bucknell	51 64	87 H	Fordham	54 66	139 H	Davidson	69 76	
			50 N	Bradley	59 61	89 A	VCU	36 48	142 A	George Washington	57 62	
						89 H	VCU	63 82	142 H	George Washington	70 60	
						98 A	Coastal Caro.	59 74	149 H	Massachusetts	73 56	
									183 A	Delaware	44 63	
									194 A	La Salle	65 77	
									194 H	La Salle	59 64	
									203 H	American	73 55	
									204 H	UMKC	58 64	
									210 A	Rhode Island	42 47	
									219 A	Penn St.	78 68	
									233 A	SMU	59 58	
									237 A	Saint Joseph's	54 49	
									263 H	Howard	75 86	
									269 A	Col. of Charleston	72 61	
									299 A	St. Bonaventure	47 62	
									320 A	Navy	67 58	
									332 H	Detroit Mercy	75 62	
LAST 10 Division I												
			86 A	Saint Louis	61 69	142 A	George Washington	57 62				
			194 H	La Salle	59 64	86 H	Saint Louis	51 64				
			89 A	VCU	36 48	149 H	Massachusetts	73 56				
			237 A	Saint Joseph's	54 49	210 A	Rhode Island	42 47				
			124 H	Richmond	70 75	194 A	La Salle	65 77				

Non-Div I Games:

George Mason

■ Loss, 
■ Non-Conf, 
■ S Site, 
■ H Home 
■ A Away 
N Neutral

Average RPI Win:	252	WON-LOST	WINNING	LAST 10	STRENGTH OF	OPP. STRENGTH	TEAM	ADJ.	CONF.	ADJ CONF.
Average RPI Loss:	168	RECORD	PCT. RANK	GAMES	SCHEDULE	OF SCHEDULE	RPI	RPI	RPI	RPI
DIV. I ONLY	10- 19	272	2-8	176	256	253	253	21	21	
DIV. I NON-CONF.	2- 8	295	0	101	288	247	247	19	19	
TOTALS	RPI 1-25	RPI 26-50	W-L RECORDS	RPI 51-100	RPI 101-150	RPI 150+				
10- 19	0- 2	0- 2	OVERALL	1- 1	0- 2	9- 12				
7- 4	0- 0	0- 1	HOME	1- 1	0- 1	6- 1				
3- 13	0- 2	0- 1	AWAY	0- 0	0- 1	3- 9				
0- 2	0- 0	0- 0	NEUTRAL	0- 0	0- 0	0- 2				
2- 8	0- 2	0- 0	NON-CONFERENCE	0- 1	0- 0	2- 5				
1- 1	0- 0	0- 0	HOME	0- 1	0- 0	1- 0				
1- 6	0- 2	0- 0	AWAY	0- 0	0- 0	1- 4				
0- 1	0- 0	0- 0	NEUTRAL	0- 0	0- 0	0- 1				
8- 11	0- 0	0- 2	CONFERENCE	1- 0	0- 2	7- 7				
6- 3	0- 0	0- 1	HOME	1- 0	0- 1	5- 1				
2- 7	0- 0	0- 1	AWAY	0- 0	0- 1	2- 5				
0- 1	0- 0	0- 0	NEUTRAL	0- 0	0- 0	0- 1				

RPI	S	Opponent	Score	RPI	S	Opponent	Score	RPI	S	Opponent	Score	RPI	S	Opponent	Score	Team's RPI: 253
5	A	Baylor	43 111	44	A	Troy	64 79	88	H	Southeast Mo. St.	67 79	112	A	UT Arlington	44 71	
18	A	DePaul	64 109	44	H	Troy	81 91	98	H	Coastal Caro.	63 61	112	H	UT Arlington	62 89	
												163	N	N.C. A&T	50 55	
												188	A	Louisiana	43 83	
												195	A	Memphis	50 78	
												206	A	Little Rock	58 67	
												206	H	Little Rock	72 54	
												211	A	South Alabama	71 87	
												211	H	South Alabama	86 80	
												211	N	South Alabama	71 82	
												226	H	Appalachian St.	76 58	
												241	A	Murray St.	62 77	
												244	A	San Diego St.	71 62	
												248	A	Louisiana Tech	54 67	
												249	A	Texas St.	56 53	
												249	H	Texas St.	69 83	
												258	A	Tulsa	77 79	
												290	A	Ga. Southern	67 80	
												290	H	Ga. Southern	69 62	
												316	A	Georgia St.	56 67	
												316	H	Georgia St.	70 68	
												328	H	Ark.-Pine Bluff	81 60	
												348	A	La.-Monroe	54 53	
LAST 10 Division I																
		211	N	South Alabama	71	82				211	A	South Alabama	71	87		
		44	H	Troy	81	91				249	H	Texas St.	69	83		
		211	H	South Alabama	86	80				112	H	UT Arlington	62	89		
		206	H	Little Rock	72	54				290	A	Ga. Southern	67	80		
		44	A	Troy	64	79				316	A	Georgia St.	56	67		

Non-Div I Games: Central Baptist 88 63

Arkansas St.

■ Loss, 
 ■ Non-Conf, 
 ■ S Site, 
 ■ Home 
 ■ Away 
 N Neutral

## Bowling Green

Through Games Of March 11, 2020

Average RPI Win:	210	WON-LOST	WINNING	LAST 10	STRENGTH OF	OPP. STRENGTH	TEAM	ADJ.	CONF.	ADJ CONF.
Average RPI Loss:	134	RECORD	PCT. RANK	GAMES	SCHEDULE	OF SCHEDULE	RPI	RPI	RPI	RPI
DIV. I ONLY	8- 21	299	2-8	127	148	254	254	10	10	
DIV. I NON-CONF.	5- 5	164	0	191	258	152	152	10	10	
TOTALS	RPI 1-25	RPI 26-50	W-L RECORDS	RPI 51-100	RPI 101-150	RPI 150+				
8- 21	0- 1	0- 1	OVERALL	1- 4	0- 5	7- 10				
4- 7	0- 0	0- 0	HOME	1- 2	0- 1	3- 4				
3- 12	0- 1	0- 1	AWAY	0- 2	0- 3	3- 5				
1- 2	0- 0	0- 0	NEUTRAL	0- 0	0- 1	1- 1				
5- 5	0- 0	0- 1	NON-CONFERENCE	0- 0	0- 2	5- 2				
2- 0	0- 0	0- 0	HOME	0- 0	0- 0	2- 0				
2- 3	0- 0	0- 1	AWAY	0- 0	0- 1	2- 1				
1- 2	0- 0	0- 0	NEUTRAL	0- 0	0- 1	1- 1				
3- 16	0- 1	0- 0	CONFERENCE	1- 4	0- 3	2- 8				
2- 7	0- 0	0- 0	HOME	1- 2	0- 1	1- 4				
1- 9	0- 1	0- 0	AWAY	0- 2	0- 2	1- 4				
0- 0	0- 0	0- 0	NEUTRAL	0- 0	0- 0	0- 0				

RPI 1-25				RPI 26-50				RPI 51-100				RPI 101+ Team's RPI: 254			
RPI	S	Opponent	Score	RPI	S	Opponent	Score	RPI	S	Opponent	Score	RPI	S	Opponent	Score
22	A	Central Mich.	75 82	45	A	Purdue	74 81	76	H	Ball St.	80 86	113	N	Green Bay	54 73
								80	A	Ohio	69 79	117	A	Buffalo	59 65
								80	H	Ohio	82 68	117	H	Buffalo	56 62
								96	A	Kent St.	47 61	133	A	Valparaiso	90 95
								96	H	Kent St.	86 96	148	A	Toledo	72 79
												151	A	Western Mich.	55 69
												151	A	Western Mich.	67 84
												151	H	Western Mich.	72 63
												155	A	Loyola Chicago	76 84
												160	A	Eastern Mich.	61 78
												160	H	Eastern Mich.	58 70
												181	H	Northern Ill.	87 92
												184	A	Akron	61 70
												184	H	Akron	73 76
												190	H	Cleveland St.	89 62
												215	N	San Francisco	56 64
												220	A	Milwaukee	63 51
												231	A	Miami (OH)	82 69
												231	H	Miami (OH)	59 80
												240	A	Marshall	82 69
												284	N	California Baptist	98 60
												286	H	Morehead St.	79 65
LAST 10 Division I															
151	A	Western Mich.	67 84	117	H	Buffalo	56 62								
184	A	Akron	61 70	151	A	Western Mich.	55 69								
231	A	Miami (OH)	82 69	22	A	Central Mich.	75 82								
96	H	Kent St.	86 96	160	H	Eastern Mich.	58 70								
80	H	Ohio	82 68	181	H	Northern Ill.	87 92								

Non-Div I Games: Davis &amp; Elkins 91 52 Notre Dame (OH) 88 54

Bowling Green

Loss, Non-Conf, S Site, H Home A Away N Neutral

Average RPI Win:	290	WON-LOST	WINNING	LAST 10	STRENGTH OF	OPP. STRENGTH	TEAM	ADJ.	CONF.	ADJ CONF.
Average RPI Loss:	139	RECORD	PCT. RANK	GAMES	SCHEDULE	OF SCHEDULE	RPI	RPI	RPI	RPI
DIV. I ONLY	11- 16	228	8-2	275	226	255	255	23	23	
DIV. I NON-CONF.	1- 6	318	0	65	31	250	250	24	24	
TOTALS	RPI 1-25	RPI 26-50	W-L RECORDS	RPI 51-100	RPI 101-150	RPI 150+				
11- 16	0- 2	0- 1	OVERALL	0- 4	0- 3	11- 6				
6- 5	0- 0	0- 0	HOME	0- 2	0- 1	6- 2				
5- 10	0- 2	0- 1	AWAY	0- 2	0- 1	5- 4				
0- 1	0- 0	0- 0	NEUTRAL	0- 0	0- 1	0- 0				
1- 6	0- 2	0- 1	NON-CONFERENCE	0- 1	0- 1	1- 1				
1- 0	0- 0	0- 0	HOME	0- 0	0- 0	1- 0				
0- 5	0- 2	0- 1	AWAY	0- 1	0- 0	0- 1				
0- 1	0- 0	0- 0	NEUTRAL	0- 0	0- 1	0- 0				
10- 10	0- 0	0- 0	CONFERENCE	0- 3	0- 2	10- 5				
5- 5	0- 0	0- 0	HOME	0- 2	0- 1	5- 2				
5- 5	0- 0	0- 0	AWAY	0- 1	0- 1	5- 3				
0- 0	0- 0	0- 0	NEUTRAL	0- 0	0- 0	0- 0				

RPI 1-25				RPI 26-50				RPI 51-100				RPI 101+ Team's RPI: 255			
RPI	S	Opponent	Score	RPI	S	Opponent	Score	RPI	S	Opponent	Score	RPI	S	Opponent	Score
14	A	Indiana	47 111	35	A	LSU	32 63	53	A	Rice	47 71	121	N	North Florida	61 64
19	A	TCU	47 72					78	A	A&M-Corpus Christi	49 55	145	A	Sam Houston St.	71 87
								82	H	SFA	61 78	145	H	Sam Houston St.	77 80
								85	H	Abilene Christian	84 95	165	A	Jacksonville	55 72
												173	A	New Orleans	65 77
												173	H	New Orleans	70 68
												238	A	Central Ark.	67 58
												238	H	Central Ark.	46 53
												251	A	Southeastern La.	67 65
												251	H	Southeastern La.	54 49
												262	A	Lamar University	62 60
												262	H	Lamar University	78 84
												267	A	Incarinate Word	51 53
												318	A	Houston Baptist	84 78
												318	H	Houston Baptist	57 53
												335	A	Northwestern St.	54 58
												335	H	Northwestern St.	73 66
												347	A	McNeese	72 53
												347	H	McNeese	79 63
												348	H	La.-Monroe	74 59
LAST 10 Division I															
347	A	McNeese	72 53	251	H	Southeastern La.	54 49								
173	H	New Orleans	70 68	262	A	Lamar University	62 60								
318	H	Houston Baptist	57 53	145	H	Sam Houston St.	77 80								
238	A	Central Ark.	67 58	82	H	SFA	61 78								
335	H	Northwestern St.	73 66	347	H	McNeese	79 63								

Non-Div I Games: Southern-N.O. 94 61 Paul Quinn 101 68

Nicholls St.

Loss, Non-Conf, S Site, H Home A Away N Neutral

## Georgetown

Through Games Of March 11, 2020

Average RPI Win:	270	WON-LOST	WINNING	LAST 10	STRENGTH OF	OPP. STRENGTH	TEAM	ADJ.	CONF.	ADJ CONF.
Average RPI Loss:	89	RECORD	PCT. RANK	GAMES	SCHEDULE	OF SCHEDULE	RPI	RPI	RPI	RPI
DIV. I ONLY	5- 25	324	1-9	87	78	256	256	6	6	
DIV. I NON-CONF.	3- 8	268	0	128	176	210	210	6	6	
TOTALS	RPI 1-25	RPI 26-50	W-L RECORDS	RPI 51-100	RPI 101-150	RPI 150+				
5- 25	0- 4	0- 1	OVERALL	0- 11	0- 6	5- 3				
1- 11	0- 2	0- 1	HOME	0- 5	0- 2	1- 1				
4- 12	0- 2	0- 0	AWAY	0- 5	0- 4	4- 1				
0- 2	0- 0	0- 0	NEUTRAL	0- 1	0- 0	0- 1				
3- 8	0- 0	0- 1	NON-CONFERENCE	0- 3	0- 4	3- 0				
0- 3	0- 0	0- 1	HOME	0- 1	0- 1	0- 0				
3- 4	0- 0	0- 0	AWAY	0- 1	0- 3	3- 0				
0- 1	0- 0	0- 0	NEUTRAL	0- 1	0- 0	0- 0				
2- 17	0- 4	0- 0	CONFERENCE	0- 8	0- 2	2- 3				
1- 8	0- 2	0- 0	HOME	0- 4	0- 1	1- 1				
1- 8	0- 2	0- 0	AWAY	0- 4	0- 1	1- 1				
0- 1	0- 0	0- 0	NEUTRAL	0- 0	0- 0	0- 1				

RPI S	Opponent	Score	RPI S	Opponent	Score	RPI S	Opponent	Score	RPI S	Opponent	Score	Team's RPI: 256
18	A DePaul	66 92	28	H James Madison	59 66	51	A Creighton	78 95	101	A Butler	42 60	
18	H DePaul	69 87				51	H Creighton	56 65	101	H Butler	46 47	
23	A Marquette	51 73				58	A St. John's (NY)	54 71	119	A Columbia	49 54	
23	H Marquette	56 76				58	H St. John's (NY)	68 74	124	H Richmond	49 51	
						63	A Seton Hall	60 79	139	A Davidson	52 66	
						63	H Seton Hall	47 61	142	A George Washington	49 52	
						65	N Fresno St.	69 82	187	A Providence	55 62	
						84	A Villanova	53 74	187	H Providence	62 53	
						84	H Villanova	40 48	187	N Providence	46 49	
						87	A Fordham	54 67	270	A Xavier	63 50	
						93	H Rider	64 65	270	H Xavier	64 85	
									287	A Pittsburgh	66 56	
									298	A LMU (CA)	64 53	
									307	A UMES	57 39	
LAST 10 Division I												
187	N Providence	46 49	84	H Villanova	40 48							
51	A Creighton	78 95	270	A Xavier	63 50							
187	A Providence	55 62	101	A Butler	42 60							
23	H Marquette	56 76	58	H St. John's (NY)	68 74							
18	H DePaul	69 87	63	H Seton Hall	47 61							

Non-Div I Games:

Georgetown

■ Loss, 
■ Non-Conf, 
■ S Site, 
■ H Home 
■ A Away 
N Neutral

Average RPI Win:	277	WON-LOST	WINNING	LAST 10	STRENGTH OF	OPP. STRENGTH	TEAM	ADJ.	CONF.	ADJ CONF.
Average RPI Loss:	122	RECORD	PCT. RANK	GAMES	SCHEDULE	OF SCHEDULE	RPI	RPI	RPI	RPI
DIV. I ONLY	9- 19	279	5-5	187	154	257	257	19	19	
DIV. I NON-CONF.	1- 9	326	0	144	36	287	287	18	18	
TOTALS	RPI 1-25	RPI 26-50	W-L RECORDS	RPI 51-100	RPI 101-150	RPI 150+				
9- 19	0- 0	0- 4	OVERALL	0- 5	0- 3	9- 7				
4- 9	0- 0	0- 2	HOME	0- 1	0- 2	4- 4				
4- 9	0- 0	0- 2	AWAY	0- 3	0- 1	4- 3				
1- 1	0- 0	0- 0	NEUTRAL	0- 1	0- 0	1- 0				
1- 9	0- 0	0- 2	NON-CONFERENCE	0- 2	0- 3	1- 2				
0- 5	0- 0	0- 1	HOME	0- 0	0- 2	0- 2				
1- 4	0- 0	0- 1	AWAY	0- 2	0- 1	1- 0				
0- 0	0- 0	0- 0	NEUTRAL	0- 0	0- 0	0- 0				
8- 10	0- 0	0- 2	CONFERENCE	0- 3	0- 0	8- 5				
4- 4	0- 0	0- 1	HOME	0- 1	0- 0	4- 2				
3- 5	0- 0	0- 1	AWAY	0- 1	0- 0	3- 3				
1- 1	0- 0	0- 0	NEUTRAL	0- 1	0- 0	1- 0				

RPI S	Opponent	Score	RPI S	Opponent	Score	RPI S	Opponent	Score	RPI S	Opponent	Score	Team's RPI: 257
26	A South Dakota	57 96	26	H South Dakota	36 80	51	A Creighton	59 70	133	H Valparaiso	54 66	
42	H Iowa St.	58 86	42	H Iowa St.	58 86	67	A UNI	63 95	144	A Northeastern	61 72	
50	A Bradley	64 70	50	A Bradley	64 70	71	A South Dakota St.	52 60	150	H Wisconsin	63 64	
						71	H South Dakota St.	58 85	167	H Wyoming	57 66	
						71	N South Dakota St.	56 76	181	H Northern Ill.	68 74	
									198	A Oral Roberts	62 70	
									198	H Oral Roberts	76 80	
									216	A Western Ill.	79 86	
									216	H Western Ill.	78 79	
									217	A North Dakota	82 74	
									217	H North Dakota	92 82	
									243	A Denver	82 91	
									243	H Denver	85 80	
									243	N Denver	72 68	
									265	A New Hampshire	67 61	
									313	A Omaha	74 65	
									313	H Omaha	67 64	
									339	A Purdue Fort Wayne	58 44	
									339	H Purdue Fort Wayne	74 53	
LAST 10 Division I												
71	N South Dakota St.	56 76	26	A South Dakota	57 96							
243	N Denver	72 68	339	H Purdue Fort Wayne	74 53							
313	H Omaha	67 64	198	H Oral Roberts	76 80							
71	H South Dakota St.	58 85	313	A Omaha	74 65							
217	A North Dakota	82 74	216	A Western Ill.	79 86							

Non-Div I Games: Waldorf 92 26 Mayville St. 97 59

North Dakota St.

Average RPI Win: <b>229</b>	WON-LOST	WINNING	LAST 10	STRENGTH OF	OPP. STRENGTH	TEAM	ADJ.	CONF.	ADJ CONF.
Average RPI Loss: <b>122</b>	RECORD	PCT. RANK	GAMES	SCHEDULE	OF SCHEDULE	RPI	RPI	RPI	RPI
DIV. I ONLY	9- 21	286	3-7	142	88	258	258	9	9
DIV. I NON-CONF.	5- 8	221	0	118	116	201	201	9	9
TOTALS	RPI 1-25	RPI 26-50	W-L RECORDS	RPI 51-100	RPI 101-150	RPI 150+			
9- 21	0- 2	0- 3	OVERALL	0- 5	1- 1	8- 10			
7- 7	0- 0	0- 1	HOME	0- 3	0- 1	7- 2			
2- 11	0- 1	0- 1	AWAY	0- 2	1- 0	1- 7			
0- 3	0- 1	0- 1	NEUTRAL	0- 0	0- 0	0- 1			
5- 8	0- 1	0- 2	NON-CONFERENCE	0- 3	0- 0	5- 2			
4- 2	0- 0	0- 0	HOME	0- 2	0- 0	4- 0			
1- 4	0- 0	0- 1	AWAY	0- 1	0- 0	1- 2			
0- 2	0- 1	0- 1	NEUTRAL	0- 0	0- 0	0- 0			
4- 13	0- 1	0- 1	CONFERENCE	0- 2	1- 1	3- 8			
3- 5	0- 0	0- 1	HOME	0- 1	0- 1	3- 2			
1- 7	0- 1	0- 0	AWAY	0- 1	1- 0	0- 5			
0- 1	0- 0	0- 0	NEUTRAL	0- 0	0- 0	0- 1			

RPI 1-25				RPI 26-50				RPI 51-100				RPI 101+ Team's RPI: 258			
RPI	S	Opponent	Score	RPI	S	Opponent	Score	RPI	S	Opponent	Score	RPI	S	Opponent	Score
4	A	UConn	34 <b>92</b>	30	A	Arkansas	41 <b>91</b>	61	A	Cincinnati	53 <b>78</b>	116	A	Temple	68 <b>64</b>
23	N	Marquette	60 <b>61</b>	31	N	Western Ky.	63 <b>76</b>	68	H	Oklahoma St.	48 <b>78</b>	116	H	Temple	65 <b>74</b>
				37	H	UCF	49 <b>62</b>	69	H	South Fla.	52 <b>68</b>	166	A	Wichita St.	46 <b>57</b>
								82	H	SFA	63 <b>67</b>	166	H	Wichita St.	61 <b>70</b>
								85	A	Abilene Christian	63 <b>73</b>	175	A	Tulane	62 <b>64</b>
												175	H	Tulane	46 <b>50</b>
												175	N	Tulane	61 <b>67</b>
												195	A	Memphis	44 <b>63</b>
												198	H	Oral Roberts	67 <b>65</b>
												206	A	Little Rock	51 <b>63</b>
												209	A	UTEP	58 <b>51</b>
												214	H	Houston	71 <b>64</b>
												227	A	Stetson	60 <b>66</b>
												233	A	SMU	38 <b>57</b>
												233	H	SMU	65 <b>58</b>
												242	A	East Carolina	42 <b>59</b>
												242	H	East Carolina	58 <b>56</b>
												253	H	Arkansas St.	79 <b>77</b>
												294	H	Colorado St.	61 <b>55</b>
												298	H	LMU (CA)	75 <b>56</b>
LAST 10 Division I															
				175	N	Tulane	61 <b>67</b>	233	H	SMU	65 <b>58</b>				
				214	H	Houston	71 <b>64</b>	61	A	Cincinnati	53 <b>78</b>				
				116	A	Temple	68 <b>64</b>	37	H	UCF	49 <b>62</b>				
				166	H	Wichita St.	61 <b>70</b>	195	A	Memphis	44 <b>63</b>				
				242	A	East Carolina	42 <b>59</b>	175	H	Tulane	46 <b>50</b>				

Non-Div I Games:

Tulsa



Average RPI Win:	265	WON-LOST	WINNING	LAST 10	STRENGTH OF	OPP. STRENGTH	TEAM	ADJ.	CONF.	ADJ CONF.
Average RPI Loss:	168	RECORD	PCT. RANK	GAMES	SCHEDULE	OF SCHEDULE	RPI	RPI	RPI	RPI
DIV. I ONLY	11- 17	236	2-8	239	282	259	259	22	22	
DIV. I NON-CONF.	5- 4	140	0	203	255	149	149	22	22	
TOTALS	RPI 1-25	RPI 26-50	W-L RECORDS	RPI 51-100	RPI 101-150	RPI 150+				
11- 17	0- 1	0- 0	OVERALL	1- 2	0- 3	10- 11				
7- 6	0- 0	0- 0	HOME	1- 1	0- 1	6- 4				
4- 11	0- 1	0- 0	AWAY	0- 1	0- 2	4- 7				
0- 0	0- 0	0- 0	NEUTRAL	0- 0	0- 0	0- 0				
5- 4	0- 1	0- 0	NON-CONFERENCE	0- 1	0- 1	5- 1				
3- 1	0- 0	0- 0	HOME	0- 1	0- 0	3- 0				
2- 3	0- 1	0- 0	AWAY	0- 0	0- 1	2- 1				
0- 0	0- 0	0- 0	NEUTRAL	0- 0	0- 0	0- 0				
6- 13	0- 0	0- 0	CONFERENCE	1- 1	0- 2	5- 10				
4- 5	0- 0	0- 0	HOME	1- 0	0- 1	3- 4				
2- 8	0- 0	0- 0	AWAY	0- 1	0- 1	2- 6				
0- 0	0- 0	0- 0	NEUTRAL	0- 0	0- 0	0- 0				

RPI	S	Opponent	Score	RPI	S	Opponent	Score	RPI	S	Opponent	Score	RPI	S	Opponent	Score	Team's RPI: 259
14	A	Indiana	56 93					59	A	IUPUI	69 77	110	A	Robert Morris	43 58	
								59	H	IUPUI	75 73	113	A	Green Bay	51 71	
								96	H	Kent St.	73 82	113	H	Green Bay	63 70	
												160	H	Eastern Mich.	79 77	
												172	A	Wright St.	41 91	
												172	H	Wright St.	54 67	
												184	A	Akron	62 91	
												185	A	Northern Ky.	56 75	
												185	H	Northern Ky.	55 59	
												190	A	Cleveland St.	48 84	
												190	A	Cleveland St.	52 60	
												190	H	Cleveland St.	84 72	
												220	A	Milwaukee	54 59	
												220	H	Milwaukee	62 74	
												276	A	Saint Francis (PA)	56 46	
												289	A	Oakland	79 74	
												289	H	Oakland	73 86	
												294	A	Eastern Ky.	72 63	
												303	H	Wagner	64 42	
												332	A	Detroit Mercy	62 47	
												332	H	Detroit Mercy	72 66	
												340	H	Canisius	87 59	
												341	A	UIC	53 59	
												341	H	UIC	77 65	
LAST 10 Division I																
190	A	Cleveland St.	48 84	190	H	Cleveland St.	84 72									
113	A	Green Bay	51 71	185	H	Northern Ky.	55 59									
220	A	Milwaukee	54 59	172	H	Wright St.	54 67									
289	H	Oakland	73 86	59	A	IUPUI	69 77									
332	H	Detroit Mercy	72 66	341	A	UIC	53 59									

Non-Div I Games: Lake Erie 83 48 Muskingum 92 46

Youngstown St.

Loss, Non-Conf, S Site, H Home A Away N Neutral

Average RPI Win: 273		WON-LOST	WINNING	LAST 10	STRENGTH OF		OPP. STRENGTH	TEAM	ADJ.	CONF.	ADJ CONF.
Average RPI Loss: 203		RECORD	PCT. RANK	GAMES	SCHEDULE		OF SCHEDULE	RPI	RPI	RPI	RPI
DIV. I ONLY		14- 14	174	4-6	340		330	260	260	25	25
DIV. I NON-CONF.		4- 3	138	0	335		341	242	242	28	28
TOTALS		RPI 1-25	RPI 26-50		W-L RECORDS		RPI 51-100	RPI 101-150		RPI 150+	
14- 14		0- 0	0- 0		OVERALL		0- 0	1- 5		13- 9	
7- 6		0- 0	0- 0		HOME		0- 0	1- 2		6- 4	
6- 8		0- 0	0- 0		AWAY		0- 0	0- 3		6- 5	
1- 0		0- 0	0- 0		NEUTRAL		0- 0	0- 0		1- 0	
4- 3		0- 0	0- 0		NON-CONFERENCE		0- 0	0- 2		4- 1	
1- 1		0- 0	0- 0		HOME		0- 0	0- 1		1- 0	
2- 2		0- 0	0- 0		AWAY		0- 0	0- 1		2- 1	
1- 0		0- 0	0- 0		NEUTRAL		0- 0	0- 0		1- 0	
10- 11		0- 0	0- 0		CONFERENCE		0- 0	1- 3		9- 8	
6- 5		0- 0	0- 0		HOME		0- 0	1- 1		5- 4	
4- 6		0- 0	0- 0		AWAY		0- 0	0- 2		4- 4	
0- 0		0- 0	0- 0		NEUTRAL		0- 0	0- 0		0- 0	

[illegible]

Non-Div I Games:	Montreat	89	45	Lenoir-Rhyne	68	48
------------------	----------	----	----	--------------	----	----

UNC Asheville

Loss, Non-Conf, S Site, H Home A Away N Neutral

Page 274

RPI	S	Opponent	Score
343	H	Charleston So.	48 60
350	H	South Carolina St.	82 51

U  
N  
C  
A  
s  
h  
e  
v  
i  
l  
l  
e

U  
N  
C  
A  
s  
h  
e  
v  
i  
l  
l  
e

UNC Asheville

Average RPI Win:	252	WON-LOST	WINNING	LAST 10	STRENGTH OF	OPP. STRENGTH	TEAM	ADJ.	CONF.	ADJ CONF.
Average RPI Loss:	145	RECORD	PCT. RANK	GAMES	SCHEDULE	OF SCHEDULE	RPI	RPI	RPI	RPI
DIV. I ONLY	9- 19	279	4-6	174	189	261	261	14	14	
DIV. I NON-CONF.	2- 7	288	0	213	316	302	302	13	13	
TOTALS	RPI 1-25	RPI 26-50	W-L RECORDS	RPI 51-100	RPI 101-150	RPI 150+				
9- 19	0- 1	0- 4	OVERALL	0- 1	2- 4	7- 9				
5- 8	0- 0	0- 2	HOME	0- 1	1- 1	4- 4				
3- 10	0- 1	0- 2	AWAY	0- 0	1- 2	2- 5				
1- 1	0- 0	0- 0	NEUTRAL	0- 0	0- 1	1- 0				
2- 7	0- 1	0- 0	NON-CONFERENCE	0- 1	0- 2	2- 3				
1- 3	0- 0	0- 0	HOME	0- 1	0- 0	1- 2				
1- 3	0- 1	0- 0	AWAY	0- 0	0- 1	1- 1				
0- 1	0- 0	0- 0	NEUTRAL	0- 0	0- 1	0- 0				
7- 12	0- 0	0- 4	CONFERENCE	0- 0	2- 2	5- 6				
4- 5	0- 0	0- 2	HOME	0- 0	1- 1	3- 2				
2- 7	0- 0	0- 2	AWAY	0- 0	1- 1	1- 4				
1- 0	0- 0	0- 0	NEUTRAL	0- 0	0- 0	1- 0				

RPI 1-25				RPI 26-50				RPI 51-100				RPI 101+ Team's RPI: 261			
RPI	S	Opponent	Score	RPI	S	Opponent	Score	RPI	S	Opponent	Score	RPI	S	Opponent	Score
16	A	NC State	40 80	28	A	James Madison	52 76	98	H	Coastal Caro.	43 62	104	A	William & Mary	72 55
				28	H	James Madison	58 66					104	H	William & Mary	55 63
				39	A	Drexel	50 52					115	A	Wake Forest	55 65
				39	H	Drexel	72 73					144	A	Northeastern	61 63
												144	H	Northeastern	61 48
												147	N	North Carolina	45 85
												182	A	Elon	53 77
												182	H	Elon	57 60
												183	A	Delaware	57 61
												183	H	Delaware	71 65
												192	A	Towson	45 78
												192	H	Towson	41 62
												221	H	Kennesaw St.	56 58
												269	A	Col. of Charleston	63 67
												269	H	Col. of Charleston	74 50
												269	N	Col. of Charleston	69 55
												277	A	Longwood	58 59
												291	A	Presbyterian	70 60
												293	H	Winthrop	63 75
												329	A	Hofstra	62 59
												329	H	Hofstra	56 43
												350	H	South Carolina St.	84 46
LAST 10 Division I															
				269	N	Col. of Charleston	69 55					269	H	Col. of Charleston	74 50
				183	A	Delaware	57 61					28	A	James Madison	52 76
				39	A	Drexel	50 52					192	A	Towson	45 78
				329	H	Hofstra	56 43					104	H	William & Mary	55 63
				144	H	Northeastern	61 48					182	H	Elon	57 60

Non-Div I Games: Catawba 75 78 Mount Olive 75 67

UNCW

Loss, Non-Conf, S Site, H Home A Away N Neutral

Average RPI Win:	274	WON-LOST	WINNING	LAST 10	STRENGTH OF	OPP. STRENGTH	TEAM	ADJ.	CONF.	ADJ CONF.
Average RPI Loss:	151	RECORD	PCT. RANK	GAMES	SCHEDULE	OF SCHEDULE	RPI	RPI	RPI	RPI
DIV. I ONLY	8- 19	292	2-8	136	268	262	262	23	23	
DIV. I NON-CONF.	2- 5	259	0	14	120	138	138	24	24	
TOTALS	RPI 1-25	RPI 26-50	W-L RECORDS	RPI 51-100	RPI 101-150	RPI 150+				
8- 19	0- 2	0- 0	OVERALL	1- 7	0- 2	7- 8				
4- 8	0- 0	0- 0	HOME	0- 3	0- 1	4- 4				
3- 11	0- 2	0- 0	AWAY	0- 4	0- 1	3- 4				
1- 0	0- 0	0- 0	NEUTRAL	1- 0	0- 0	0- 0				
2- 5	0- 2	0- 0	NON-CONFERENCE	1- 1	0- 0	1- 2				
1- 1	0- 0	0- 0	HOME	0- 0	0- 0	1- 1				
0- 4	0- 2	0- 0	AWAY	0- 1	0- 0	0- 1				
1- 0	0- 0	0- 0	NEUTRAL	1- 0	0- 0	0- 0				
6- 14	0- 0	0- 0	CONFERENCE	0- 6	0- 2	6- 6				
3- 7	0- 0	0- 0	HOME	0- 3	0- 1	3- 3				
3- 7	0- 0	0- 0	AWAY	0- 3	0- 1	3- 3				
0- 0	0- 0	0- 0	NEUTRAL	0- 0	0- 0	0- 0				

RPI 1-25				RPI 26-50				RPI 51-100				RPI 101+ Team's RPI: 262			
RPI	S	Opponent	Score	RPI	S	Opponent	Score	RPI	S	Opponent	Score	RPI	S	Opponent	Score
5	A	Baylor	28 90					68	A	Oklahoma St.	53 74	145	A	Sam Houston St.	47 68
16	A	NC State	40 81					78	A	A&M-Corpus Christi	39 49	145	H	Sam Houston St.	68 75
								78	H	A&M-Corpus Christi	56 64	173	H	New Orleans	57 62
								82	A	SFA	50 70	188	H	Louisiana	63 74
								82	H	SFA	53 54	238	A	Central Ark.	29 53
								85	A	Abilene Christian	72 78	243	H	Denver	71 59
								85	H	Abilene Christian	49 75	251	A	Southeastern La.	65 57
								99	N	Idaho	47 44	255	A	Nicholls St.	84 78
												255	H	Nicholls St.	60 62
												267	A	Incarnate Word	67 68
												267	H	Incarnate Word	48 67
												292	A	Cal Poly	56 57
												318	A	Houston Baptist	59 72
												318	H	Houston Baptist	60 53
												335	H	Northwestern St.	61 58
												347	A	McNeese	87 69
												347	H	McNeese	80 70
LAST 10 Division I															
347	H	McNeese	80 70	318	A	Houston Baptist	59 72								
82	A	SFA	50 70	255	H	Nicholls St.	60 62								
267	A	Incarnate Word	67 68	85	H	Abilene Christian	49 75								
78	H	A&M-Corpus Christi	56 64	238	A	Central Ark.	29 53								
145	H	Sam Houston St.	68 75	347	A	McNeese	87 69								

Non-Div I Games: Howard Payne 96 36 LeTourneau 90 38

Lamar University

Loss, Non-Conf, S Site, H Home A Away N Neutral

Average RPI Win:	309	WON-LOST	WINNING	LAST 10	STRENGTH OF	OPP. STRENGTH	TEAM	ADJ.	CONF.	ADJ CONF.
Average RPI Loss:	164	RECORD	PCT. RANK	GAMES	SCHEDULE	OF SCHEDULE	RPI	RPI	RPI	RPI
DIV. I ONLY	16- 15	167	4-6	348	303	263	263	29	29	
DIV. I NON-CONF.	8- 5	117	0	312	223	180	180	29	29	
TOTALS	RPI 1-25	RPI 26-50	W-L RECORDS	RPI 51-100	RPI 101-150	RPI 150+				
16- 15	0- 0	0- 1	OVERALL	0- 2	0- 3	16- 9				
7- 5	0- 0	0- 0	HOME	0- 0	0- 1	7- 4				
8- 7	0- 0	0- 0	AWAY	0- 2	0- 1	8- 4				
1- 3	0- 0	0- 1	NEUTRAL	0- 0	0- 1	1- 1				
8- 5	0- 0	0- 1	NON-CONFERENCE	0- 2	0- 1	8- 1				
3- 1	0- 0	0- 0	HOME	0- 0	0- 0	3- 1				
5- 2	0- 0	0- 0	AWAY	0- 2	0- 0	5- 0				
0- 2	0- 0	0- 1	NEUTRAL	0- 0	0- 1	0- 0				
8- 10	0- 0	0- 0	CONFERENCE	0- 0	0- 2	8- 8				
4- 4	0- 0	0- 0	HOME	0- 0	0- 1	4- 3				
3- 5	0- 0	0- 0	AWAY	0- 0	0- 1	3- 4				
1- 1	0- 0	0- 0	NEUTRAL	0- 0	0- 0	1- 1				

RPI S	Opponent	Score	RPI S	Opponent	Score	RPI S	Opponent	Score	RPI S	Opponent	Score	Team's RPI: 263
49 N	Bucknell	60 70	66 A	Tennessee	38 88	130 A	Bethune-Cookman	59 88	130 H	Bethune-Cookman	59 75	
			69 A	South Fla.	53 82	140 N	Washington	58 75	153 A	Norfolk St.	60 69	
						153 H	Norfolk St.	80 83	153 N	Norfolk St.	45 76	
						163 A	N.C. A&T	55 60	194 H	La Salle	62 78	
						229 A	Morgan St.	67 74	229 H	Morgan St.	52 68	
						242 A	East Carolina	67 51	252 A	George Mason	86 75	
						274 H	Delaware St.	76 71	278 A	Loyola Maryland	75 69	
						282 H	Niagara	91 42	296 A	N.C. Central	71 89	
						300 A	UMBC	72 61	304 H	Fairleigh Dickinson	64 56	
						307 A	UMES	79 58	307 H	UMES	70 71	
						322 H	Saint Peter's	92 80	329 A	Hofstra	73 64	
						336 A	Florida A&M	82 56	336 H	Florida A&M	72 58	
						337 A	Coppin St.	66 54	337 H	Coppin St.	64 52	
LAST 10 Division I												
153 N	Norfolk St.	45 76	296 A	N.C. Central	71 89	163 A	N.C. A&T	55 60	130 A	Bethune-Cookman	59 88	
350 N	South Carolina St.	79 72	130 A	Bethune-Cookman	59 88	336 A	Florida A&M	82 56	337 A	Coppin St.	66 54	
274 H	Delaware St.	76 71	336 A	Florida A&M	82 56	337 H	Coppin St.	64 52				
307 H	UMES	70 71										
153 A	Norfolk St.	60 69										

Non-Div I Games:

Howard

■ Loss, 
 ■ Non-Conf, 
 ■ S Site, 
 ■ H Home 
 ■ A Away 
 N Neutral

RPI S Opponent Score

RPI	S	Opponent	Score
350	H	South Carolina St.	78 47
350	N	South Carolina St.	79 72

H  
o  
w  
a  
r  
d

H  
o  
w  
a  
r  
d

Howard

Average RPI Win:	282	WON-LOST	WINNING	LAST 10	STRENGTH OF	OPP. STRENGTH	TEAM	ADJ.	CONF.	ADJ CONF.
Average RPI Loss:	159	RECORD	PCT. RANK	GAMES	SCHEDULE	OF SCHEDULE	RPI	RPI	RPI	RPI
DIV. I ONLY	9- 21	286	3-7	160	272	264	264	24	24	
DIV. I NON-CONF.	1- 8	322	0	32	202	222	222	25	25	
TOTALS	RPI 1-25	RPI 26-50	W-L RECORDS	RPI 51-100	RPI 101-150	RPI 150+				
9- 21	0- 1	0- 0	OVERALL	0- 7	0- 3	9- 10				
3- 10	0- 0	0- 0	HOME	0- 3	0- 2	3- 5				
6- 8	0- 1	0- 0	AWAY	0- 4	0- 0	6- 3				
0- 3	0- 0	0- 0	NEUTRAL	0- 0	0- 1	0- 2				
1- 8	0- 1	0- 0	NON-CONFERENCE	0- 3	0- 3	1- 1				
0- 3	0- 0	0- 0	HOME	0- 1	0- 2	0- 0				
1- 3	0- 1	0- 0	AWAY	0- 2	0- 0	1- 0				
0- 2	0- 0	0- 0	NEUTRAL	0- 0	0- 1	0- 1				
8- 13	0- 0	0- 0	CONFERENCE	0- 4	0- 0	8- 9				
3- 7	0- 0	0- 0	HOME	0- 2	0- 0	3- 5				
5- 5	0- 0	0- 0	AWAY	0- 2	0- 0	5- 3				
0- 1	0- 0	0- 0	NEUTRAL	0- 0	0- 0	0- 1				

RPI 1-25				RPI 26-50				RPI 51-100				RPI 101+ Team's RPI: 264			
RPI	S	Opponent	Score	RPI	S	Opponent	Score	RPI	S	Opponent	Score	RPI	S	Opponent	Score
22	A	Central Mich.	50 70					55	A	Marist	47 59	131	H	Duquesne	74 76
								55	H	Marist	56 73	140	N	Washington	34 65
								56	A	Penn	42 74	149	H	Massachusetts	51 65
								63	H	Seton Hall	37 89	180	A	Quinnipiac	75 71
								73	A	Stony Brook	40 59	180	H	Quinnipiac	63 67
								93	A	Rider	41 53	186	A	Manhattan	32 54
								93	H	Rider	37 81	186	H	Manhattan	47 59
												192	N	Towson	58 75
												228	A	Fairfield	59 52
												228	H	Fairfield	40 52
												273	A	Siena	45 57
												273	H	Siena	58 47
												281	A	Monmouth	36 33
												281	H	Monmouth	50 56
												281	N	Monmouth	60 69
												282	A	Niagara	70 58
												282	H	Niagara	57 63
												293	A	Winthrop	68 61
												322	A	Saint Peter's	50 55
												322	H	Saint Peter's	69 59
												340	A	Canisius	60 57
												340	H	Canisius	78 72
LAST 10 Division I															
				281	N	Monmouth	60 69	340	H	Canisius	78 72				
				322	A	Saint Peter's	50 55	93	A	Rider	41 53				
				55	A	Marist	47 59	273	H	Siena	58 47				
				186	H	Manhattan	47 59	228	A	Fairfield	59 52				
				273	A	Siena	45 57	281	H	Monmouth	50 56				

Non-Div I Games:

Iona

■ Loss, 
 ■ Non-Conf, 
 ■ S Site, 
 ■ Home 
 ■ A Away 
 N Neutral



# New Hampshire

Through Games Of March 11, 2020

Average RPI Win:	322	WON-LOST	WINNING	LAST 10	STRENGTH OF	OPP. STRENGTH	TEAM	ADJ.	CONF.	ADJ CONF.
Average RPI Loss:	153	RECORD	PCT. RANK	GAMES	SCHEDULE	OF SCHEDULE	RPI	RPI	RPI	RPI
DIV. I ONLY	9- 19	279	4-6	188	305	265	265	26	26	
DIV. I NON-CONF.	2- 9	304	0	129	254	271	271	27	27	
TOTALS	RPI 1-25	RPI 26-50	W-L RECORDS	RPI 51-100	RPI 101-150	RPI 150+				
9- 19	0- 2	0- 0	OVERALL	0- 2	0- 3	9- 12				
4- 8	0- 0	0- 0	HOME	0- 1	0- 1	4- 6				
5- 11	0- 2	0- 0	AWAY	0- 1	0- 2	5- 6				
0- 0	0- 0	0- 0	NEUTRAL	0- 0	0- 0	0- 0				
2- 9	0- 2	0- 0	NON-CONFERENCE	0- 0	0- 3	2- 4				
1- 3	0- 0	0- 0	HOME	0- 0	0- 1	1- 2				
1- 6	0- 2	0- 0	AWAY	0- 0	0- 2	1- 2				
0- 0	0- 0	0- 0	NEUTRAL	0- 0	0- 0	0- 0				
7- 10	0- 0	0- 0	CONFERENCE	0- 2	0- 0	7- 8				
3- 5	0- 0	0- 0	HOME	0- 1	0- 0	3- 4				
4- 5	0- 0	0- 0	AWAY	0- 1	0- 0	4- 4				
0- 0	0- 0	0- 0	NEUTRAL	0- 0	0- 0	0- 0				

RPI 1-25				RPI 26-50				RPI 51-100				RPI 101+ Team's RPI: 265			
RPI	S	Opponent	Score	RPI	S	Opponent	Score	RPI	S	Opponent	Score	RPI	S	Opponent	Score
5	A	Baylor	29 97					73	A	Stony Brook	50 52	122	A	Holy Cross	61 82
9	A	Princeton	37 77					73	H	Stony Brook	44 53	128	H	Boston U.	64 78
												149	A	Massachusetts	65 67
												156	A	Binghamton	64 66
												156	A	Binghamton	42 51
												156	H	Binghamton	53 63
												161	A	Maine	50 67
												161	H	Maine	62 71
												168	A	Dartmouth	47 66
												178	A	Merrimack	54 64
												213	A	UMass Lowell	53 58
												213	H	UMass Lowell	53 66
												223	H	Brown	68 76
												257	H	North Dakota St.	61 67
												300	A	UMBC	72 63
												300	H	UMBC	56 51
												308	A	Vermont	59 51
												308	H	Vermont	42 44
												314	A	Albany (NY)	48 47
												314	H	Albany (NY)	56 53
												324	A	Bryant	68 56
												345	A	Hartford	64 55
												345	H	Hartford	72 71
												346	H	Central Conn. St.	70 59
LAST 10 Division I															
				156	A	Binghamton	42 51					300	H	UMBC	56 51
				156	A	Binghamton	64 66					308	H	Vermont	42 44
				161	H	Maine	62 71					73	A	Stony Brook	50 52
				314	H	Albany (NY)	56 53					213	H	UMass Lowell	53 66
				345	A	Hartford	64 55					308	A	Vermont	59 51

Non-Div I Games: Wheaton (MA) 89 44

New Hampshire

Loss, Non-Conf, S Site, H Home A Away N Neutral

Average RPI Win:	247	WON-LOST	WINNING	LAST 10	STRENGTH OF	OPP. STRENGTH	TEAM	ADJ.	CONF.	ADJ CONF.
Average RPI Loss:	200	RECORD	PCT. RANK	GAMES	SCHEDULE	OF SCHEDULE	RPI	RPI	RPI	RPI
DIV. I ONLY	12- 18	232	7-3	269	260	266	266	28	28	
DIV. I NON-CONF.	3- 10	282	0	209	144	293	293	26	26	
TOTALS	RPI 1-25	RPI 26-50	W-L RECORDS	RPI 51-100	RPI 101-150	RPI 150+				
12- 18	0- 1	0- 0	OVERALL	0- 0	1- 4	11- 13				
7- 4	0- 0	0- 0	HOME	0- 0	1- 0	6- 4				
4- 9	0- 1	0- 0	AWAY	0- 0	0- 1	4- 7				
1- 5	0- 0	0- 0	NEUTRAL	0- 0	0- 3	1- 2				
3- 10	0- 1	0- 0	NON-CONFERENCE	0- 0	1- 4	2- 5				
2- 1	0- 0	0- 0	HOME	0- 0	1- 0	1- 1				
0- 5	0- 1	0- 0	AWAY	0- 0	0- 1	0- 3				
1- 4	0- 0	0- 0	NEUTRAL	0- 0	0- 3	1- 1				
9- 8	0- 0	0- 0	CONFERENCE	0- 0	0- 0	9- 8				
5- 3	0- 0	0- 0	HOME	0- 0	0- 0	5- 3				
4- 4	0- 0	0- 0	AWAY	0- 0	0- 0	4- 4				
0- 1	0- 0	0- 0	NEUTRAL	0- 0	0- 0	0- 1				

RPI 1-25			RPI 26-50			RPI 51-100			RPI 101+ Team's RPI: 266		
RPI	S	Opponent	Score	RPI	S	Opponent	Score	RPI	S	Opponent	Score
20	A	Oregon St.	57 86					109	A	Washington St.	59 87
								127	N	Vanderbilt	63 76
								139	N	Davidson	72 78
								142	N	North Ala.	60 88
								146	H	San Jose St.	79 77
								159	A	UC Davis	53 65
								159	H	UC Davis	73 68
								189	A	Southern Utah	68 82
								197	H	Portland St.	61 70
								197	N	Portland St.	83 75
								199	A	Hawaii	70 94
								199	H	Hawaii	72 71
								215	N	San Francisco	61 68
								233	A	SMU	56 59
								234	A	Cal St. Fullerton	68 52
								234	H	Cal St. Fullerton	82 75
								243	A	Denver	75 83
								245	A	UC Santa Barbara	57 67
								245	H	UC Santa Barbara	61 65
								280	A	CSUN	62 70
								280	H	CSUN	51 56
								283	A	Long Beach St.	70 61
								283	H	Long Beach St.	46 56
								292	A	Cal Poly	68 57
								292	H	Cal Poly	54 51
								292	N	Cal Poly	49 70
LAST 10 Division I											
				292	N	Cal Poly	49 70				
				234	A	Cal St. Fullerton	68 52				
				312	H	UC Riverside	86 76				
				199	H	Hawaii	72 71				
				292	H	Cal Poly	54 51				
				283	A	Long Beach St.	70 61				
				159	A	UC Davis	53 65				
				234	H	Cal St. Fullerton	82 75				
				159	H	UC Davis	73 68				
				245	A	UC Santa Barbara	57 67				

Non-Div I Games: Westcliff 93 41

UC Irvine

■ Loss, 
 ■ Non-Conf, 
 ■ S Site, 
 ■ Home 
 ■ A Away 
 N Neutral

RPI	S	Opponent	Score	
298	H	LMU (CA)	80	65
312	A	UC Riverside	77	53
312	H	UC Riverside	86	76

UC Irvine

U  
C  
I  
r  
v  
i  
n  
e

U  
C  
I  
r  
v  
i  
n  
e

Average RPI Win:	246	WON-LOST	WINNING	LAST 10	STRENGTH OF	OPP. STRENGTH	TEAM	ADJ.	CONF.	ADJ CONF.
Average RPI Loss:	187	RECORD	PCT. RANK	GAMES	SCHEDULE	OF SCHEDULE	RPI	RPI	RPI	RPI
DIV. I ONLY	10- 15	232	5-5	292	266	267	267	23	23	
DIV. I NON-CONF.	0- 5	338	0	319	168	349	349	24	24	
TOTALS	RPI 1-25	RPI 26-50	W-L RECORDS	RPI 51-100	RPI 101-150	RPI 150+				
10- 15	0- 0	0- 0	OVERALL	2- 6	1- 0	7- 9				
5- 6	0- 0	0- 0	HOME	1- 2	0- 0	4- 4				
5- 9	0- 0	0- 0	AWAY	1- 4	1- 0	3- 5				
0- 0	0- 0	0- 0	NEUTRAL	0- 0	0- 0	0- 0				
0- 5	0- 0	0- 0	NON-CONFERENCE	0- 2	0- 0	0- 3				
0- 1	0- 0	0- 0	HOME	0- 0	0- 0	0- 1				
0- 4	0- 0	0- 0	AWAY	0- 2	0- 0	0- 2				
0- 0	0- 0	0- 0	NEUTRAL	0- 0	0- 0	0- 0				
10- 10	0- 0	0- 0	CONFERENCE	2- 4	1- 0	7- 6				
5- 5	0- 0	0- 0	HOME	1- 2	0- 0	4- 3				
5- 5	0- 0	0- 0	AWAY	1- 2	1- 0	3- 3				
0- 0	0- 0	0- 0	NEUTRAL	0- 0	0- 0	0- 0				

RPI S	Opponent	Score	RPI S	Opponent	Score	RPI S	Opponent	Score	RPI S	Opponent	Score	Team's RPI: 267
						77	A Kansas St.	41 85	145	A Sam Houston St.	77 74	
						78	A A&M-Corpus Christi	50 56	173	A New Orleans	57 61	
						78	H A&M-Corpus Christi	38 64	173	H New Orleans	55 67	
						80	A Ohio	41 78	238	H Central Ark.	37 47	
						82	A SFA	45 67	244	H San Diego St.	48 57	
						82	H SFA	60 52	251	A Southeastern La.	44 58	
						85	A Abilene Christian	71 70	255	H Nicholls St.	53 51	
						85	H Abilene Christian	69 76	262	A Lamar University	67 48	
									262	H Lamar University	68 67	
									294	A Colorado St.	47 75	
									318	A Houston Baptist	49 66	
									318	H Houston Baptist	55 60	
									321	A UTSA	56 63	
									335	A Northwestern St.	69 67	
									335	H Northwestern St.	76 39	
									347	A McNeese	72 71	
									347	H McNeese	73 56	
LAST 10 Division I												
						85	H Abilene Christian	69 76	347	A McNeese	72 71	
						318	A Houston Baptist	49 66	173	A New Orleans	57 61	
						78	A A&M-Corpus Christi	50 56	335	H Northwestern St.	76 39	
						262	H Lamar University	68 67	251	A Southeastern La.	44 58	
						82	H SFA	60 52	145	A Sam Houston St.	77 74	

Non-Div I Games: Schreiner 70 35 Tex. A&M Int'l 55 38 Paul Quinn 79 62 UNKNOWN 74 52 Incarnate Word

Loss, Non-Conf, S Site, H Home A Away N Neutral

Average RPI Win: <b>262</b>	WON-LOST	WINNING	LAST 10	STRENGTH OF	OPP. STRENGTH	TEAM	ADJ.	CONF.	ADJ CONF.
Average RPI Loss: <b>139</b>	RECORD	PCT. RANK	GAMES	SCHEDULE	OF SCHEDULE	RPI	RPI	RPI	RPI
DIV. I ONLY	9- 22	294	4-6	153	193	268	268	16	16
DIV. I NON-CONF.	4- 7	225	0	184	273	236	236	15	15
TOTALS	RPI 1-25	RPI 26-50	W-L RECORDS	RPI 51-100	RPI 101-150	RPI 150+			
9- 22	0- 1	0- 4	OVERALL	0- 1	2- 8	7- 8			
6- 8	0- 1	0- 1	HOME	0- 0	2- 4	4- 2			
3- 14	0- 0	0- 3	AWAY	0- 1	0- 4	3- 6			
0- 0	0- 0	0- 0	NEUTRAL	0- 0	0- 0	0- 0			
4- 7	0- 1	0- 1	NON-CONFERENCE	0- 1	0- 2	4- 2			
2- 3	0- 1	0- 0	HOME	0- 0	0- 2	2- 0			
2- 4	0- 0	0- 1	AWAY	0- 1	0- 0	2- 2			
0- 0	0- 0	0- 0	NEUTRAL	0- 0	0- 0	0- 0			
5- 15	0- 0	0- 3	CONFERENCE	0- 0	2- 6	3- 6			
4- 5	0- 0	0- 1	HOME	0- 0	2- 2	2- 2			
1- 10	0- 0	0- 2	AWAY	0- 0	0- 4	1- 4			
0- 0	0- 0	0- 0	NEUTRAL	0- 0	0- 0	0- 0			

RPI 1-25				RPI 26-50				RPI 51-100				RPI 101+ Team's RPI: 268			
RPI	S	Opponent	Score	RPI	S	Opponent	Score	RPI	S	Opponent	Score	RPI	S	Opponent	Score
19	H	TCU	52 66	40	A	Arizona St.	51 83	58	A	St. John's (NY)	60 96	104	H	William & Mary	65 77
				49	A	Bucknell	61 87					107	A	Lehigh	72 89
				49	A	Bucknell	46 77					107	H	Lehigh	65 94
				49	H	Bucknell	52 63					119	H	Columbia	62 71
												122	A	Holy Cross	61 64
												122	H	Holy Cross	61 48
												126	A	Colgate	93 100
												126	H	Colgate	81 67
												128	A	Boston U.	56 62
												128	H	Boston U.	66 72
												169	A	Lafayette	58 67
												169	H	Lafayette	52 57
												186	A	Manhattan	56 86
												203	A	American	57 73
												203	H	American	62 67
												271	A	Air Force	68 66
												278	A	Loyola Maryland	59 68
												278	A	Loyola Maryland	72 65
												278	H	Loyola Maryland	75 55
												304	A	Fairleigh Dickinson	70 68
												319	A	St. Francis Brooklyn	64 70
												320	A	Navy	45 57
												320	H	Navy	62 52
												324	H	Bryant	81 75
												333	H	LIU Brooklyn	67 60
LAST 10 Division I															
				49	A	Bucknell	61 87	320	H	Navy	62 52				
				278	A	Loyola Maryland	72 65	278	H	Loyola Maryland	75 55				
				128	A	Boston U.	56 62	107	A	Lehigh	72 89				
				126	H	Colgate	81 67	169	A	Lafayette	58 67				
				122	A	Holy Cross	61 64	203	H	American	62 67				

Non-Div I Games:

Army West Point

■ Loss, 
 ■ Non-Conf, 
 ■ S Site, 
 ■ Home 
 ■ A Away 
 N Neutral

DIV. I ONLY				THROUGH GAMES OF MARCH 17, 1980						
Average RPI Win:	257	WON-LOST	WINNING	LAST 10	STRENGTH OF	OPP. STRENGTH	TEAM	ADJ.	CONF.	ADJ CONF.
Average RPI Loss:	159	RECORD	PCT. RANK	GAMES	SCHEDULE	OF SCHEDULE	RPI	RPI	RPI	RPI
DIV. I ONLY	12- 17	224	2-8	310	185	269	269	14	14	
DIV. I NON-CONF.	6- 4	123	0	345	342	260	260	13	13	
-----										
TOTALS	RPI 1-25	RPI 26-50		W-L RECORDS		RPI 51-100	RPI 101-150	RPI 150+		
12- 17	0- 0	1- 3		OVERALL		0- 0	1- 5	10- 9		
7- 6	0- 0	1- 1		HOME		0- 0	1- 2	5- 3		
5- 10	0- 0	0- 2		AWAY		0- 0	0- 3	5- 5		
0- 1	0- 0	0- 0		NEUTRAL		0- 0	0- 0	0- 1		
6- 4	0- 0	0- 0		NON-CONFERENCE		0- 0	0- 2	6- 2		
2- 2	0- 0	0- 0		HOME		0- 0	0- 1	2- 1		
4- 2	0- 0	0- 0		AWAY		0- 0	0- 1	4- 1		
0- 0	0- 0	0- 0		NEUTRAL		0- 0	0- 0	0- 0		
6- 13	0- 0	1- 3		CONFERENCE		0- 0	1- 3	4- 7		
5- 4	0- 0	1- 1		HOME		0- 0	1- 1	3- 2		
1- 8	0- 0	0- 2		AWAY		0- 0	0- 2	1- 4		
0- 1	0- 0	0- 0		NEUTRAL		0- 0	0- 0	0- 1		

[illegible]

Non-Div I Games: Coker

82 57

Col. of Charleston

Loss, Non-Conf, S Site, H Home A Away N Neutral

Average RPI Win:	183	WON-LOST	WINNING	LAST 10	STRENGTH OF	OPP. STRENGTH	TEAM	ADJ.	CONF.	ADJ CONF.
Average RPI Loss:	92	RECORD	PCT. RANK	GAMES	SCHEDULE	OF SCHEDULE	RPI	RPI	RPI	RPI
DIV. I ONLY	3- 27	341	1-9	34	76	270	270	6	6	
DIV. I NON-CONF.	1- 10	329	0	31	136	257	257	6	6	
TOTALS	RPI 1-25	RPI 26-50	W-L RECORDS	RPI 51-100	RPI 101-150	RPI 150+				
3- 27	0- 5	0- 0	OVERALL	0- 13	1- 5	2- 4				
2- 12	0- 2	0- 0	HOME	0- 6	1- 1	1- 3				
1- 12	0- 2	0- 0	AWAY	0- 6	0- 3	1- 1				
0- 3	0- 1	0- 0	NEUTRAL	0- 1	0- 1	0- 0				
1- 10	0- 1	0- 0	NON-CONFERENCE	0- 4	1- 3	0- 2				
1- 4	0- 0	0- 0	HOME	0- 2	1- 0	0- 2				
0- 4	0- 0	0- 0	AWAY	0- 2	0- 2	0- 0				
0- 2	0- 1	0- 0	NEUTRAL	0- 0	0- 1	0- 0				
2- 17	0- 4	0- 0	CONFERENCE	0- 9	0- 2	2- 2				
1- 8	0- 2	0- 0	HOME	0- 4	0- 1	1- 1				
1- 8	0- 2	0- 0	AWAY	0- 4	0- 1	1- 1				
0- 1	0- 0	0- 0	NEUTRAL	0- 1	0- 0	0- 0				

RPI S	Opponent	Score	RPI S	Opponent	Score	RPI S	Opponent	Score	RPI S	Opponent	Score	Team's RPI: 270
11 N	Northwestern	59 79				51 A	Creighton	55 62	101 A	Butler	61 63	
18 A	DePaul	65 97				51 H	Creighton	62 76	101 H	Butler	70 78	
18 H	DePaul	68 91				58 A	St. John's (NY)	37 74	106 H	Utah	70 63	
23 A	Marquette	48 61				58 H	St. John's (NY)	67 75	110 A	Robert Morris	57 71	
23 H	Marquette	60 80				61 H	Cincinnati	78 85	116 A	Temple	65 78	
						63 A	Seton Hall	59 69	138 N	Florida	64 67	
						63 H	Seton Hall	61 83	172 H	Wright St.	74 86	
						76 A	Ball St.	49 70	187 A	Providence	48 60	
						84 A	Villanova	54 66	187 H	Providence	61 42	
						84 H	Villanova	54 55	256 A	Georgetown	85 64	
						84 N	Villanova	56 64	256 H	Georgetown	50 63	
						93 A	Rider	57 64	294 H	Eastern Ky.	55 56	
						95 H	Colorado	53 62				
LAST 10 Division I												
84 N	Villanova	56 64	18 A	DePaul	65 97							
58 A	St. John's (NY)	37 74	23 A	Marquette	48 61							
63 A	Seton Hall	59 69	256 H	Georgetown	50 63							
51 H	Creighton	62 76	84 H	Villanova	54 55							
187 H	Providence	61 42	101 A	Butler	61 63							

Non-Div I Games:

Xavier

■ Loss, 
 ■ Non-Conf, 
 ■ S Site, 
 ■ H Home 
 ■ A Away 
 N Neutral

## Air Force

Through Games Of March 11, 2020

Average RPI Win:	235	WON-LOST	WINNING	LAST 10	STRENGTH OF	OPP. STRENGTH	TEAM	ADJ.	CONF.	ADJ CONF.
Average RPI Loss:	176	RECORD	PCT. RANK	GAMES	SCHEDULE	OF SCHEDULE	RPI	RPI	RPI	RPI
DIV. I ONLY	9- 21	286	6-4	196	223	271	271	17	17	
DIV. I NON-CONF.	1- 9	326	0	266	259	336	336	20	20	
TOTALS	RPI 1-25	RPI 26-50	W-L RECORDS	RPI 51-100	RPI 101-150	RPI 150+				
9- 21	0- 0	0- 1	OVERALL	1- 5	1- 3	7- 12				
3- 10	0- 0	0- 0	HOME	1- 1	0- 3	2- 6				
5- 10	0- 0	0- 1	AWAY	0- 3	1- 0	4- 6				
1- 1	0- 0	0- 0	NEUTRAL	0- 1	0- 0	1- 0				
1- 9	0- 0	0- 1	NON-CONFERENCE	0- 1	0- 2	1- 5				
1- 3	0- 0	0- 0	HOME	0- 0	0- 2	1- 1				
0- 6	0- 0	0- 1	AWAY	0- 1	0- 0	0- 4				
0- 0	0- 0	0- 0	NEUTRAL	0- 0	0- 0	0- 0				
8- 12	0- 0	0- 0	CONFERENCE	1- 4	1- 1	6- 7				
2- 7	0- 0	0- 0	HOME	1- 1	0- 1	1- 5				
5- 4	0- 0	0- 0	AWAY	0- 2	1- 0	4- 2				
1- 1	0- 0	0- 0	NEUTRAL	0- 1	0- 0	1- 0				

RPI S	Opponent	Score	RPI S	Opponent	Score	RPI S	Opponent	Score	RPI S	Opponent	Score	Team's RPI: 271
40	A Arizona St.	56 87	65	A Fresno St.	52 61	103	H Portland	56 72				
			65	H Fresno St.	88 65	111	H San Diego	59 70				
			66	A Tennessee	54 81	146	A San Jose St.	67 66				
			83	A Boise St.	61 70	146	H San Jose St.	60 68				
			83	H Boise St.	69 74	167	A Wyoming	52 68				
			83	N Boise St.	50 73	167	H Wyoming	63 65				
						218	H UNLV	60 67				
						224	A Northern Colo.	62 72				
						230	A New Mexico	79 66				
						230	H New Mexico	53 75				
						234	A Cal St. Fullerton	70 79				
						236	A Nevada	68 61				
						236	H Nevada	67 71				
						244	A San Diego St.	51 49				
						268	H Army West Point	66 68				
						279	A Utah St.	62 45				
						279	H Utah St.	52 53				
						283	A Long Beach St.	68 74				
						294	A Colorado St.	40 60				
						294	H Colorado St.	49 44				
						294	N Colorado St.	60 48				
						320	A Navy	59 67				
						331	H NJIT	68 48				
LAST 10 Division I												
			83	N Boise St.	50 73	65	H Fresno St.	88 65				
			294	N Colorado St.	60 48	146	A San Jose St.	67 66				
			294	H Colorado St.	49 44	83	H Boise St.	69 74				
			230	A New Mexico	79 66	244	A San Diego St.	51 49				
			167	A Wyoming	52 68	236	H Nevada	67 71				

Non-Div I Games: Neb. Wesleyan 93 42

Air Force

■ Loss, 
 ■ Non-Conf, S Site, 
 ■ Home 
 ■ Away 
 N Neutral



Average RPI Win: <b>266</b>	WON-LOST	WINNING	LAST 10	STRENGTH OF	OPP. STRENGTH	TEAM	ADJ.	CONF.	ADJ CONF.
Average RPI Loss: <b>185</b>	RECORD	PCT. RANK	GAMES	SCHEDULE	OF SCHEDULE	RPI	RPI	RPI	RPI
DIV. I ONLY	<b>12- 15</b>	<b>210</b>	<b>5-5</b>	<b>304</b>	<b>284</b>	<b>272</b>	<b>272</b>	<b>27</b>	<b>27</b>
DIV. I NON-CONF.	<b>4- 8</b>	<b>235</b>	<b>0</b>	<b>228</b>	<b>304</b>	<b>286</b>	<b>286</b>	<b>21</b>	<b>21</b>
TOTALS	RPI 1-25	RPI 26-50	W-L RECORDS	RPI 51-100	RPI 101-150	RPI 150+			
12- 15	0- 0	0- 0	OVERALL	0- 1	1- 4	11- 10			
8- 5	0- 0	0- 0	HOME	0- 1	1- 0	7- 4			
3- 9	0- 0	0- 0	AWAY	0- 0	0- 4	3- 5			
1- 1	0- 0	0- 0	NEUTRAL	0- 0	0- 0	1- 1			
4- 8	0- 0	0- 0	NON-CONFERENCE	0- 1	0- 3	4- 4			
3- 3	0- 0	0- 0	HOME	0- 1	0- 0	3- 2			
0- 5	0- 0	0- 0	AWAY	0- 0	0- 3	0- 2			
1- 0	0- 0	0- 0	NEUTRAL	0- 0	0- 0	1- 0			
8- 7	0- 0	0- 0	CONFERENCE	0- 0	1- 1	7- 6			
5- 2	0- 0	0- 0	HOME	0- 0	1- 0	4- 2			
3- 4	0- 0	0- 0	AWAY	0- 0	0- 1	3- 3			
0- 1	0- 0	0- 0	NEUTRAL	0- 0	0- 0	0- 1			

RPI S	Opponent	Score	RPI S	Opponent	Score	RPI S	Opponent	Score	RPI S	Opponent	Score	Team's RPI: 272
						98	H Coastal Caro.	73 78	114	A Auburn	82 84	
									132	A Kansas	64 83	
									141	A UNC Greensboro	45 49	
									141	H UNC Greensboro	66 61	
									150	A Wisconsin	65 78	
									152	A Samford	69 63	
									152	H Samford	58 74	
									158	A Gardner-Webb	53 67	
									185	A Northern Ky.	72 80	
									196	A Furman	56 62	
									196	H Furman	66 62	
									196	N Furman	54 68	
									207	A Chattanooga	76 80	
									207	H Chattanooga	49 51	
									226	H Appalachian St.	51 54	
									260	H UNC Asheville	75 38	
									277	H Longwood	79 76	
									288	A ETSU	76 47	
									288	H ETSU	86 62	
									290	H Ga. Southern	57 70	
									291	H Presbyterian	67 60	
									293	N Winthrop	60 59	
									326	A Mercer	53 54	
									326	H Mercer	77 49	
									342	A Western Caro.	65 58	
									342	H Western Caro.	76 63	
LAST 10 Division I												
			196	N Furman	54 68		288	H ETSU	86 62			
			196	A Furman	56 62		152	A Samford	69 63			
			342	A Western Caro.	65 58		326	A Mercer	53 54			
			141	A UNC Greensboro	45 49		196	H Furman	66 62			
			207	H Chattanooga	49 51		141	H UNC Greensboro	66 61			

Non-Div I Games: Brevard 82 34 Erskine 100 38 UNKNOWN 89 38

Wofford

Loss, Non-Conf, S Site, H Home A Away N Neutral

Average RPI Win: <b>285</b>	WON-LOST	WINNING	LAST 10	STRENGTH OF	OPP. STRENGTH	TEAM	ADJ.	CONF.	ADJ CONF.
Average RPI Loss: <b>178</b>	RECORD	PCT. RANK	GAMES	SCHEDULE	OF SCHEDULE	RPI	RPI	RPI	RPI
DIV. I ONLY	<b>11- 19</b>	<b>257</b>	<b>4-6</b>	<b>233</b>	<b>316</b>	<b>273</b>	<b>273</b>	<b>24</b>	<b>24</b>
DIV. I NON-CONF.	<b>2- 7</b>	<b>288</b>	<b>0</b>	<b>126</b>	<b>338</b>	<b>283</b>	<b>283</b>	<b>25</b>	<b>25</b>
TOTALS	RPI 1-25	RPI 26-50	W-L RECORDS	RPI 51-100	RPI 101-150	RPI 150+			
11- 19	0- 0	0- 0	OVERALL	0- 5	0- 3	11- 11			
7- 6	0- 0	0- 0	HOME	0- 2	0- 0	7- 4			
3- 13	0- 0	0- 0	AWAY	0- 3	0- 3	3- 7			
1- 0	0- 0	0- 0	NEUTRAL	0- 0	0- 0	1- 0			
2- 7	0- 0	0- 0	NON-CONFERENCE	0- 1	0- 3	2- 3			
2- 1	0- 0	0- 0	HOME	0- 0	0- 0	2- 1			
0- 6	0- 0	0- 0	AWAY	0- 1	0- 3	0- 2			
0- 0	0- 0	0- 0	NEUTRAL	0- 0	0- 0	0- 0			
9- 12	0- 0	0- 0	CONFERENCE	0- 4	0- 0	9- 8			
5- 5	0- 0	0- 0	HOME	0- 2	0- 0	5- 3			
3- 7	0- 0	0- 0	AWAY	0- 2	0- 0	3- 5			
1- 0	0- 0	0- 0	NEUTRAL	0- 0	0- 0	1- 0			

RPI S	Opponent	Score	RPI S	Opponent	Score	RPI S	Opponent	Score	RPI S	Opponent	Score	Team's RPI: 273
						55	A Marist	69 <b>81</b>	120	A Harvard	51 <b>68</b>	
						55	H Marist	55 <b>78</b>	126	A Colgate	51 <b>88</b>	
						56	A Penn	44 <b>92</b>	149	A Massachusetts	55 <b>61</b>	
						93	A Rider	66 <b>70</b>	156	H Binghamton	62 <b>89</b>	
						93	H Rider	38 <b>69</b>	180	A Quinnipiac	68 60	
									180	H Quinnipiac	52 <b>66</b>	
									186	A Manhattan	59 49	
									186	H Manhattan	50 <b>80</b>	
									208	A Fla. Atlantic	39 <b>83</b>	
									228	A Fairfield	46 <b>58</b>	
									228	H Fairfield	35 <b>65</b>	
									264	A Iona	47 <b>58</b>	
									264	H Iona	57 45	
									281	A Monmouth	43 <b>49</b>	
									281	H Monmouth	51 39	
									282	A Niagara	61 <b>68</b>	
									282	H Niagara	59 54	
									285	H Sacred Heart	68 57	
									304	A Fairleigh Dickinson	58 <b>67</b>	
									314	H Albany (NY)	52 46	
									322	A Saint Peter's	83 <b>87</b>	
									322	H Saint Peter's	71 64	
									340	A Canisius	68 63	
									340	H Canisius	72 43	
									340	N Canisius	58 48	
LAST 10 Division I												
			340	N Canisius	58 48		322	H Saint Peter's	71 64			
			55	A Marist	69 <b>81</b>		264	A Iona	47 <b>58</b>			
			228	A Fairfield	46 <b>58</b>		55	H Marist	55 <b>78</b>			
			264	H Iona	57 45		93	H Rider	38 <b>69</b>			
			281	A Monmouth	43 <b>49</b>		180	A Quinnipiac	68 60			

Non-Div I Games:

Siena

■ Loss, 
 ■ Non-Conf, 
 ■ S Site, 
 ■ Home 
 ■ Away 
 N Neutral

Average RPI Win:	299	WON-LOST	WINNING	LAST 10	STRENGTH OF	OPP. STRENGTH	TEAM	ADJ.	CONF.	ADJ CONF.
Average RPI Loss:	163	RECORD	PCT. RANK	GAMES	SCHEDULE	OF SCHEDULE	RPI	RPI	RPI	RPI
DIV. I ONLY	10- 17	255	4-6	198	342	274	274	29	29	
DIV. I NON-CONF.	2- 9	304	0	40	320	249	249	29	29	
TOTALS	RPI 1-25	RPI 26-50	W-L RECORDS	RPI 51-100	RPI 101-150	RPI 150+				
10- 17	0- 0	0- 1	OVERALL	0- 2	0- 3	10- 11				
6- 9	0- 0	0- 0	HOME	0- 1	0- 3	6- 5				
4- 8	0- 0	0- 1	AWAY	0- 1	0- 0	4- 6				
0- 0	0- 0	0- 0	NEUTRAL	0- 0	0- 0	0- 0				
2- 9	0- 0	0- 1	NON-CONFERENCE	0- 2	0- 2	2- 4				
1- 6	0- 0	0- 0	HOME	0- 1	0- 2	1- 3				
1- 3	0- 0	0- 1	AWAY	0- 1	0- 0	1- 1				
0- 0	0- 0	0- 0	NEUTRAL	0- 0	0- 0	0- 0				
8- 8	0- 0	0- 0	CONFERENCE	0- 0	0- 1	8- 7				
5- 3	0- 0	0- 0	HOME	0- 0	0- 1	5- 2				
3- 5	0- 0	0- 0	AWAY	0- 0	0- 0	3- 5				
0- 0	0- 0	0- 0	NEUTRAL	0- 0	0- 0	0- 0				

RPI 1-25				RPI 26-50				RPI 51-100				RPI 101+				Team's RPI: 274	
RPI	S	Opponent	Score	RPI	S	Opponent	Score	RPI	S	Opponent	Score	RPI	S	Opponent	Score		
				28	A	James Madison	64 83	62	A	Boston College	69 109	104	H	William & Mary	52 73		
								93	H	Rider	69 71	107	H	Lehigh	38 68		
												130	H	Bethune-Cookman	55 66		
												153	A	Norfolk St.	57 65		
												153	H	Norfolk St.	57 68		
												156	H	Binghamton	66 75		
												163	A	N.C. A&T	53 58		
												163	H	N.C. A&T	45 69		
												183	A	Delaware	67 64		
												190	H	Cornell	51 77		
												190	H	Cleveland St.	49 57		
												229	A	Morgan St.	41 61		
												229	H	Morgan St.	69 61		
												263	A	Howard	71 76		
												277	A	Longwood	62 78		
												296	A	N.C. Central	64 60		
												296	H	N.C. Central	64 54		
												307	A	UMES	53 68		
												307	H	UMES	72 58		
												322	H	Saint Peter's	89 66		
												336	H	Florida A&M	61 53		
												337	A	Coppin St.	72 65		
												337	H	Coppin St.	72 55		
												350	A	South Carolina St.	76 64		
LAST 10 Division I																	
				263	A	Howard	71 76	130	H	Bethune-Cookman	55 66						
				153	H	Norfolk St.	57 68	336	H	Florida A&M	61 53						
				307	A	UMES	53 68	350	A	South Carolina St.	76 64						
				229	A	Morgan St.	41 61	153	A	Norfolk St.	57 65						
				337	A	Coppin St.	72 65	307	H	UMES	72 58						

Non-Div I Games: Post 67 41 Georgian Court 69 48

Delaware St.

■ Loss, 
 ■ Non-Conf, 
 ■ S Site, 
 ■ Home 
 ■ A Away 
 N Neutral

Average RPI Win:	254	WON-LOST	WINNING	LAST 10	STRENGTH OF	OPP. STRENGTH	TEAM	ADJ.	CONF.	ADJ CONF.
Average RPI Loss:	115	RECORD	PCT. RANK	GAMES	SCHEDULE	OF SCHEDULE	RPI	RPI	RPI	RPI
DIV. I ONLY	5- 25	324	3-7	88	129	275	275	8	8	
DIV. I NON-CONF.	2- 10	313	0	209	299	297	297	7	7	
TOTALS	RPI 1-25	RPI 26-50	W-L RECORDS	RPI 51-100	RPI 101-150	RPI 150+				
5- 25	0- 4	0- 2	OVERALL	1- 6	0- 6	4- 7				
2- 11	0- 2	0- 1	HOME	1- 3	0- 2	1- 3				
3- 13	0- 2	0- 1	AWAY	0- 3	0- 4	3- 3				
0- 1	0- 0	0- 0	NEUTRAL	0- 0	0- 0	0- 1				
2- 10	0- 0	0- 0	NON-CONFERENCE	0- 3	0- 2	2- 5				
0- 4	0- 0	0- 0	HOME	0- 2	0- 0	0- 2				
2- 5	0- 0	0- 0	AWAY	0- 1	0- 2	2- 2				
0- 1	0- 0	0- 0	NEUTRAL	0- 0	0- 0	0- 1				
3- 15	0- 4	0- 2	CONFERENCE	1- 3	0- 4	2- 2				
2- 7	0- 2	0- 1	HOME	1- 1	0- 2	1- 1				
1- 8	0- 2	0- 1	AWAY	0- 2	0- 2	1- 1				
0- 0	0- 0	0- 0	NEUTRAL	0- 0	0- 0	0- 0				

RPI	S	Opponent	Score	RPI	S	Opponent	Score	RPI	S	Opponent	Score	RPI	S	Opponent	Score	Team's RPI: 275
8	A	Missouri St.	58 <b>82</b>	50	A	Bradley	75 <b>91</b>	67	A	UNI	43 <b>73</b>	105	A	Southern Ill.	42 <b>60</b>	
8	H	Missouri St.	55 <b>76</b>	50	H	Bradley	59 <b>68</b>	67	H	UNI	65 63	105	H	Southern Ill.	55 <b>78</b>	
25	A	Drake	65 <b>105</b>					74	A	Illinois St.	69 <b>83</b>	132	A	Kansas	72 <b>84</b>	
25	H	Drake	71 <b>92</b>					74	H	Illinois St.	55 <b>62</b>	133	A	Valparaiso	45 <b>61</b>	
								86	H	Saint Louis	53 <b>55</b>	133	H	Valparaiso	56 <b>75</b>	
								88	H	Southeast Mo. St.	58 <b>68</b>	134	A	Pacific	66 <b>83</b>	
								95	A	Colorado	46 <b>59</b>	155	A	Loyola Chicago	55 <b>65</b>	
												155	H	Loyola Chicago	51 <b>58</b>	
												185	H	Northern Ky.	68 <b>70</b>	
												200	A	Eastern Ill.	59 57	
												216	A	Western Ill.	72 <b>83</b>	
												240	H	Marshall	60 <b>72</b>	
												241	A	Murray St.	62 <b>70</b>	
												280	N	CSUN	59 <b>67</b>	
												330	A	Evansville	70 58	
												330	H	Evansville	68 58	
												341	A	UIC	61 40	
LAST 10 Division I																
74	H	Illinois St.	55 <b>62</b>	25	H	Drake	71 <b>92</b>									
50	H	Bradley	59 <b>68</b>	67	H	UNI	65 63									
330	A	Evansville	70 58	133	A	Valparaiso	45 <b>61</b>									
8	A	Missouri St.	58 <b>82</b>	155	A	Loyola Chicago	55 <b>65</b>									
105	A	Southern Ill.	42 <b>60</b>	330	H	Evansville	68 58									

Non-Div I Games:

Indiana St.

Average RPI Win: 308		WON-LOST	WINNING	LAST 10	STRENGTH OF	OPP. STRENGTH	TEAM	ADJ.	CONF.	ADJ CONF.
Average RPI Loss: 174		RECORD	PCT. RANK	GAMES	SCHEDULE	OF SCHEDULE	RPI	RPI	RPI	RPI
DIV. I ONLY		11- 19	257	3-7	253	319	276	276	30	30
DIV. I NON-CONF.		2- 9	304	0	78	158	230	230	30	30
TOTALS	RPI 1-25		RPI 26-50		W-L RECORDS		RPI 51-100		RPI 101-150	RPI 150+
11- 19	0- 0		0- 3		OVERALL		0- 3		0- 3	11- 10
5- 8	0- 0		0- 1		HOME		0- 1		0- 1	5- 5
5- 10	0- 0		0- 1		AWAY		0- 2		0- 2	5- 5
1- 1	0- 0		0- 1		NEUTRAL		0- 0		0- 0	1- 0
2- 9	0- 0		0- 3		NON-CONFERENCE		0- 3		0- 1	2- 2
0- 3	0- 0		0- 1		HOME		0- 1		0- 0	0- 1
1- 5	0- 0		0- 1		AWAY		0- 2		0- 1	1- 1
1- 1	0- 0		0- 1		NEUTRAL		0- 0		0- 0	1- 0
9- 10	0- 0		0- 0		CONFERENCE		0- 0		0- 2	9- 8
5- 5	0- 0		0- 0		HOME		0- 0		0- 1	5- 4
4- 5	0- 0		0- 0		AWAY		0- 0		0- 1	4- 4
0- 0	0- 0		0- 0		NEUTRAL		0- 0		0- 0	0- 0
































































[illegible]

Non-Div I Games:

Saint Francis (PA)



Loss, Non-Conf, S Site, H Home A Away N Neutral

Average RPI Win: <b>280</b>	WON-LOST	WINNING	LAST 10	STRENGTH OF	OPP. STRENGTH	TEAM	ADJ.	CONF.	ADJ CONF.
Average RPI Loss: <b>188</b>	RECORD	PCT. RANK	GAMES	SCHEDULE	OF SCHEDULE	RPI	RPI	RPI	RPI
DIV. I ONLY	<b>12- 18</b>	<b>232</b>	<b>2-8</b>	<b>290</b>	<b>298</b>	<b>277</b>	<b>277</b>	<b>25</b>	<b>25</b>
DIV. I NON-CONF.	<b>4- 5</b>	<b>195</b>	<b>0</b>	<b>270</b>	<b>225</b>	<b>244</b>	<b>244</b>	<b>28</b>	<b>28</b>
TOTALS	RPI 1-25	RPI 26-50	W-L RECORDS	RPI 51-100	RPI 101-150	RPI 150+			
12- 18	0- 0	0- 1	OVERALL	0- 0	0- 5	12- 12			
7- 8	0- 0	0- 0	HOME	0- 0	0- 2	7- 6			
5- 10	0- 0	0- 1	AWAY	0- 0	0- 3	5- 6			
0- 0	0- 0	0- 0	NEUTRAL	0- 0	0- 0	0- 0			
4- 5	0- 0	0- 1	NON-CONFERENCE	0- 0	0- 1	4- 3			
3- 1	0- 0	0- 0	HOME	0- 0	0- 0	3- 1			
1- 4	0- 0	0- 1	AWAY	0- 0	0- 1	1- 2			
0- 0	0- 0	0- 0	NEUTRAL	0- 0	0- 0	0- 0			
8- 13	0- 0	0- 0	CONFERENCE	0- 0	0- 4	8- 9			
4- 7	0- 0	0- 0	HOME	0- 0	0- 2	4- 5			
4- 6	0- 0	0- 0	AWAY	0- 0	0- 2	4- 4			
0- 0	0- 0	0- 0	NEUTRAL	0- 0	0- 0	0- 0			

RPI S	Opponent	Score	RPI S	Opponent	Score	RPI S	Opponent	Score	RPI S	Opponent	Score	Team's RPI: 277
			28 	James Madison	53 				129 	Campbell	76 	
									129 	Campbell	55 	
									137 	Hampton	55 	
									137 	Hampton	76 	
									138 	Florida	54 	
									153 	Norfolk St.	46 	
									158 	Gardner-Webb	70 	
									158 	Gardner-Webb	80 70	
									171 	Radford	76 	
									171 	Radford	61 	
									176 	High Point	79 	
									176 	High Point	69 	
									223 	Brown	86 76	
									242 	East Carolina	61 	
									260 	UNC Asheville	54 51	
									260 	UNC Asheville	73 56	
									261 	UNCW	59 58	
									272 	Wofford	76 	
									274 	Delaware St.	78 62	
									291 	Presbyterian	71 60	
									291 	Presbyterian	77 	
									291 	Presbyterian	73 	
									293 	Winthrop	63 	
									293 	Winthrop	60 	
									307 	UMES	71 62	
									317 	USC Upstate	70 62	
LAST 10 Division I												
			291 	Presbyterian	73 				129 	Campbell	76 	
			343 	Charleston So.	63 52				171 	Radford	76 	
			317 	USC Upstate	69 56				137 	Hampton	76 	
			176 	High Point	79 				158 	Gardner-Webb	70 	
			293 	Winthrop	60 				291 	Presbyterian	77 	

Non-Div I Games:

Longwood

 Loss, 
  Non-Conf, S Site, 
  Home 
  Away 
 N Neutral

L  
o  
n  
g  
w  
o  
o  
d

Longwood  
RPI S Opponent Score

Through Games Of March 11, 2020

RPI	S	Opponent	Score	
317	H	USC Upstate	69	56
343	A	Charleston So.	63	52
343	H	Charleston So.	84	64

L  
o  
n  
g  
w  
o  
o  
d

Longwood

## Loyola Maryland

Through Games Of March 11, 2020

Average RPI Win: <b>239</b>	WON-LOST	WINNING	LAST 10	STRENGTH OF	OPP. STRENGTH	TEAM	ADJ.	CONF.	ADJ CONF.
Average RPI Loss: <b>152</b>	RECORD	PCT. RANK	GAMES	SCHEDULE	OF SCHEDULE	RPI	RPI	RPI	RPI
DIV. I ONLY	8- 22	304	3-7	155	170	278	278	16	16
DIV. I NON-CONF.	3- 8	268	0	151	192	246	246	15	15
TOTALS	RPI 1-25	RPI 26-50	W-L RECORDS	RPI 51-100	RPI 101-150	RPI 150+			
8- 22	0- 2	1- 1	OVERALL	0- 0	0- 9	7- 10			
6- 7	0- 0	1- 0	HOME	0- 0	0- 4	5- 3			
2- 14	0- 2	0- 1	AWAY	0- 0	0- 5	2- 6			
0- 1	0- 0	0- 0	NEUTRAL	0- 0	0- 0	0- 1			
3- 8	0- 2	0- 0	NON-CONFERENCE	0- 0	0- 1	3- 5			
2- 1	0- 0	0- 0	HOME	0- 0	0- 0	2- 1			
1- 6	0- 2	0- 0	AWAY	0- 0	0- 1	1- 3			
0- 1	0- 0	0- 0	NEUTRAL	0- 0	0- 0	0- 1			
5- 14	0- 0	1- 1	CONFERENCE	0- 0	0- 8	4- 5			
4- 6	0- 0	1- 0	HOME	0- 0	0- 4	3- 2			
1- 8	0- 0	0- 1	AWAY	0- 0	0- 4	1- 3			
0- 0	0- 0	0- 0	NEUTRAL	0- 0	0- 0	0- 0			

RPI 1-25				RPI 26-50				RPI 51-100				RPI 101+ Team's RPI: 278			
RPI	S	Opponent	Score	RPI	S	Opponent	Score	RPI	S	Opponent	Score	RPI	S	Opponent	Score
3	A	Maryland	45 105	49	A	Bucknell	42 66					107	A	Lehigh	64 82
11	A	Northwestern	46 67	49	H	Bucknell	60 50					107	H	Lehigh	53 55
												122	A	Holy Cross	48 66
												122	H	Holy Cross	56 64
												123	A	Notre Dame	60 84
												126	A	Colgate	70 79
												126	H	Colgate	74 76
												128	A	Boston U.	42 44
												128	H	Boston U.	39 41
												154	A	Mt. St. Mary's	75 81
												168	H	Dartmouth	72 56
												169	A	Lafayette	52 55
												169	H	Lafayette	65 76
												172	N	Wright St.	51 66
												203	A	American	44 63
												203	H	American	56 47
												208	A	Fla. Atlantic	61 72
												263	H	Howard	69 75
												268	A	Army West Point	55 75
												268	H	Army West Point	68 59
												268	H	Army West Point	65 72
LAST 10 Division I															
268	H	Army West Point	65 72	268	A	Army West Point	55 75	281	H	Monmouth	64 48				
122	A	Holy Cross	48 66	126	A	Colgate	70 79	304	A	Fairleigh Dickinson	75 46				
107	A	Lehigh	64 82	203	H	American	56 47	319	A	St. Francis Brooklyn	78 89				
320	H	Navy	64 54	49	A	Bucknell	42 66	320	A	Navy	50 44				
169	H	Lafayette	65 76	320	A	Navy	50 44	320	H	Navy	64 54				

Non-Div I Games:

Loyola Maryland

■ Loss, 
 ■ Non-Conf, 
 ■ S Site, 
 ■ H Home 
 ■ A Away 
 N Neutral



Average RPI Win:	226	WON-LOST	WINNING	LAST 10	STRENGTH OF	OPP. STRENGTH	TEAM	ADJ.	CONF.	ADJ CONF.
Average RPI Loss:	174	RECORD	PCT. RANK	GAMES	SCHEDULE	OF SCHEDULE	RPI	RPI	RPI	RPI
DIV. I ONLY	7- 23	310	2-8	137	204	279	279	17	17	
DIV. I NON-CONF.	4- 6	212	0	85	194	155	155	20	20	
TOTALS	RPI 1-25	RPI 26-50	W-L RECORDS	RPI 51-100	RPI 101-150	RPI 150+				
7- 23	0- 2	0- 0	OVERALL	1- 4	0- 3	6- 14				
3- 10	0- 0	0- 0	HOME	0- 2	0- 2	3- 6				
3- 12	0- 2	0- 0	AWAY	1- 2	0- 1	2- 7				
1- 1	0- 0	0- 0	NEUTRAL	0- 0	0- 0	1- 1				
4- 6	0- 2	0- 0	NON-CONFERENCE	0- 1	0- 1	4- 2				
3- 1	0- 0	0- 0	HOME	0- 0	0- 1	3- 0				
1- 5	0- 2	0- 0	AWAY	0- 1	0- 0	1- 2				
0- 0	0- 0	0- 0	NEUTRAL	0- 0	0- 0	0- 0				
3- 17	0- 0	0- 0	CONFERENCE	1- 3	0- 2	2- 12				
0- 9	0- 0	0- 0	HOME	0- 2	0- 1	0- 6				
2- 7	0- 0	0- 0	AWAY	1- 1	0- 1	1- 5				
1- 1	0- 0	0- 0	NEUTRAL	0- 0	0- 0	1- 1				

RPI 1-25				RPI 26-50				RPI 51-100				RPI 101+ Team's RPI: 279			
RPI	S	Opponent	Score	RPI	S	Opponent	Score	RPI	S	Opponent	Score	RPI	S	Opponent	Score
2	A	Oregon	52 109					65	A	Fresno St.	64 76	103	H	Portland	64 70
20	A	Oregon St.	46 75					65	H	Fresno St.	61 79	146	A	San Jose St.	38 76
								83	A	Boise St.	58 56	146	H	San Jose St.	61 76
								83	H	Boise St.	59 65	167	A	Wyoming	45 64
								94	A	BYU	50 67	167	H	Wyoming	54 65
												167	N	Wyoming	59 64
												170	H	Idaho St.	69 61
												218	A	UNLV	45 69
												218	H	UNLV	46 60
												230	H	New Mexico	52 54
												234	A	Cal St. Fullerton	62 83
												235	H	North Texas	66 55
												236	A	Nevada	60 69
												244	A	San Diego St.	62 66
												244	H	San Diego St.	51 59
												244	N	San Diego St.	81 79
												271	A	Air Force	53 52
												271	H	Air Force	45 62
												283	A	Long Beach St.	56 48
												294	A	Colorado St.	55 56
												294	H	Colorado St.	61 67
												297	H	Seattle U	70 63
												302	A	Utah Valley	49 57
LAST 10 Division I															
				167	N	Wyoming	59 64	65	H	Fresno St.	61 79				
				244	N	San Diego St.	81 79	294	H	Colorado St.	61 67				
				230	H	New Mexico	52 54	83	A	Boise St.	58 56				
				146	A	San Jose St.	38 76	218	A	UNLV	45 69				
				167	A	Wyoming	45 64	244	H	San Diego St.	51 59				

Non-Div I Games: Dixie St. 61 49

Utah St.

Loss, Non-Conf, S Site, H Home A Away N Neutral

Average RPI Win:	247	WON-LOST	WINNING	LAST 10	STRENGTH OF	OPP. STRENGTH	TEAM	ADJ.	CONF.	ADJ CONF.
Average RPI Loss:	197	RECORD	PCT. RANK	GAMES	SCHEDULE	OF SCHEDULE	RPI	RPI	RPI	RPI
DIV. I ONLY	11- 19	257	3-7	295	219	280	280	28	28	
DIV. I NON-CONF.	4- 9	250	0	265	48	268	268	26	26	
TOTALS	RPI 1-25	RPI 26-50	W-L RECORDS	RPI 51-100	RPI 101-150	RPI 150+				
11- 19	0- 1	0- 0	OVERALL	0- 2	1- 2	10- 14				
5- 8	0- 1	0- 0	HOME	0- 2	1- 0	4- 5				
5- 9	0- 0	0- 0	AWAY	0- 0	0- 2	5- 7				
1- 2	0- 0	0- 0	NEUTRAL	0- 0	0- 0	1- 2				
4- 9	0- 1	0- 0	NON-CONFERENCE	0- 2	1- 2	3- 4				
1- 4	0- 1	0- 0	HOME	0- 2	1- 0	0- 1				
2- 4	0- 0	0- 0	AWAY	0- 0	0- 2	2- 2				
1- 1	0- 0	0- 0	NEUTRAL	0- 0	0- 0	1- 1				
7- 10	0- 0	0- 0	CONFERENCE	0- 0	0- 0	7- 10				
4- 4	0- 0	0- 0	HOME	0- 0	0- 0	4- 4				
3- 5	0- 0	0- 0	AWAY	0- 0	0- 0	3- 5				
0- 1	0- 0	0- 0	NEUTRAL	0- 0	0- 0	0- 1				

RPI 1-25				RPI 26-50				RPI 51-100				RPI 101+ Team's RPI: 280			
RPI	S	Opponent	Score	RPI	S	Opponent	Score	RPI	S	Opponent	Score	RPI	S	Opponent	Score
13	H	UCLA	44 58					75	H	Virginia	47 72	103	H	Portland	73 64
								81	H	Southern California	53 69	109	A	Washington St.	61 71
												111	A	San Diego	40 59
												159	A	UC Davis	39 61
												159	H	UC Davis	58 71
												193	H	Santa Clara	55 76
												199	A	Hawaii	66 70
												199	H	Hawaii	58 54
												215	A	San Francisco	61 79
												233	N	SMU	58 68
												234	A	Cal St. Fullerton	57 50
												234	H	Cal St. Fullerton	63 57
												234	N	Cal St. Fullerton	52 67
												244	A	San Diego St.	74 69
												245	A	UC Santa Barbara	60 65
												245	H	UC Santa Barbara	55 65
												266	A	UC Irvine	56 51
												266	H	UC Irvine	70 62
												275	N	Indiana St.	67 59
												283	A	Long Beach St.	52 60
												283	H	Long Beach St.	66 54
												284	A	California Baptist	56 64
												292	A	Cal Poly	43 53
												292	H	Cal Poly	41 52
												298	A	LMU (CA)	56 54
												312	A	UC Riverside	74 49
LAST 10 Division I															
				234	N	Cal St. Fullerton	52 67			234	A	Cal St. Fullerton	57 50		
				312	A	UC Riverside	74 49			245	A	UC Santa Barbara	60 65		
				159	H	UC Davis	58 71			245	H	UC Santa Barbara	55 65		
				292	A	Cal Poly	43 53			199	A	Hawaii	66 70		
				283	H	Long Beach St.	66 54			312	H	UC Riverside	62 67		

Non-Div I Games: Hope Int'l 77 54

CSUN

■ Loss, 
 ■ Non-Conf, 
 ■ S Site, 
 ■ Home 
 ■ Away 
 N Neutral

C  
S  
U  
N

RPI S Opponent Score

Through Games Of March 11, 2020

RPI	S	Opponent	Score
312	H	UC Riverside	62 67

C  
S  
U  
N

CSUN

Average RPI Win:	273	WON-LOST	WINNING	LAST 10	STRENGTH OF	OPP. STRENGTH	TEAM	ADJ.	CONF.	ADJ CONF.
Average RPI Loss:	173	RECORD	PCT. RANK	GAMES	SCHEDULE	OF SCHEDULE	RPI	RPI	RPI	RPI
DIV. I ONLY	9- 22	294	4-6	205	265	281	281	24	24	
DIV. I NON-CONF.	3- 6	235	0	132	201	189	189	25	25	
TOTALS	RPI 1-25	RPI 26-50	W-L RECORDS	RPI 51-100	RPI 101-150	RPI 150+				
9- 22	0- 1	0- 2	OVERALL	0- 5	0- 1	9- 13				
4- 8	0- 0	0- 0	HOME	0- 2	0- 0	4- 6				
3- 13	0- 1	0- 2	AWAY	0- 2	0- 1	3- 7				
2- 1	0- 0	0- 0	NEUTRAL	0- 1	0- 0	2- 0				
3- 6	0- 1	0- 2	NON-CONFERENCE	0- 0	0- 1	3- 2				
1- 1	0- 0	0- 0	HOME	0- 0	0- 0	1- 1				
1- 5	0- 1	0- 2	AWAY	0- 0	0- 1	1- 1				
1- 0	0- 0	0- 0	NEUTRAL	0- 0	0- 0	1- 0				
6- 16	0- 0	0- 0	CONFERENCE	0- 5	0- 0	6- 11				
3- 7	0- 0	0- 0	HOME	0- 2	0- 0	3- 5				
2- 8	0- 0	0- 0	AWAY	0- 2	0- 0	2- 6				
1- 1	0- 0	0- 0	NEUTRAL	0- 1	0- 0	1- 0				

RPI	S	Opponent	Score	RPI	S	Opponent	Score	RPI	S	Opponent	Score	RPI	S	Opponent	Score	Team's RPI: 281
9	A	Princeton	40 52	29	A	Arizona	34 86	55	A	Marist	66 76	111	A	San Diego	49 57	
				49	A	Bucknell	37 71	55	H	Marist	53 74	169	H	Lafayette	52 44	
								55	N	Marist	44 68	180	A	Quinnipiac	53 60	
								93	A	Rider	25 48	180	H	Quinnipiac	45 52	
								93	H	Rider	49 50	186	A	Manhattan	48 54	
												186	H	Manhattan	62 60	
												187	H	Providence	52 68	
												228	A	Fairfield	38 49	
												228	H	Fairfield	39 40	
												264	A	Iona	56 50	
												264	H	Iona	33 36	
												264	N	Iona	69 60	
												273	A	Siena	39 51	
												273	H	Siena	49 43	
												278	A	Loyola Maryland	48 64	
												282	A	Niagara	61 62	
												282	H	Niagara	70 73	
												314	A	Albany (NY)	53 41	
												322	A	Saint Peter's	81 67	
												322	H	Saint Peter's	59 57	
												339	N	Purdue Fort Wayne	60 46	
												340	A	Canisius	53 54	
												340	H	Canisius	62 71	
LAST 10 Division I																
				55	N	Marist	44 68	340	A	Canisius	53 54					
				264	N	Iona	69 60	282	A	Niagara	61 62					
				93	H	Rider	49 50	228	H	Fairfield	39 40					
				186	A	Manhattan	48 54	264	A	Iona	56 50					
				273	H	Siena	49 43	322	H	Saint Peter's	59 57					

Non-Div I Games:

Monmouth

■ Loss, 
■ Non-Conf, 
■ S Site, 
■ H Home 
■ A Away 
N Neutral

## Niagara

Through Games Of March 11, 2020

Average RPI Win:	303	WON-LOST	WINNING	LAST 10	STRENGTH OF	OPP. STRENGTH	TEAM	ADJ.	CONF.	ADJ CONF.
Average RPI Loss:	174	RECORD	PCT. RANK	GAMES	SCHEDULE	OF SCHEDULE	RPI	RPI	RPI	RPI
DIV. I ONLY	10- 21	278	3-7	237	306	282	282	24	24	
DIV. I NON-CONF.	2- 7	288	0	243	313	294	294	25	25	
TOTALS	RPI 1-25	RPI 26-50	W-L RECORDS	RPI 51-100	RPI 101-150	RPI 150+				
10- 21	0- 0	0- 1	OVERALL	0- 5	0- 2	10- 13				
5- 7	0- 0	0- 0	HOME	0- 2	0- 1	5- 4				
4- 13	0- 0	0- 1	AWAY	0- 2	0- 1	4- 9				
1- 1	0- 0	0- 0	NEUTRAL	0- 1	0- 0	1- 0				
2- 7	0- 0	0- 1	NON-CONFERENCE	0- 0	0- 2	2- 4				
1- 1	0- 0	0- 0	HOME	0- 0	0- 1	1- 0				
1- 6	0- 0	0- 1	AWAY	0- 0	0- 1	1- 4				
0- 0	0- 0	0- 0	NEUTRAL	0- 0	0- 0	0- 0				
8- 14	0- 0	0- 0	CONFERENCE	0- 5	0- 0	8- 9				
4- 6	0- 0	0- 0	HOME	0- 2	0- 0	4- 4				
3- 7	0- 0	0- 0	AWAY	0- 2	0- 0	3- 5				
1- 1	0- 0	0- 0	NEUTRAL	0- 1	0- 0	1- 0				

RPI S	Opponent	Score	RPI S	Opponent	Score	RPI S	Opponent	Score	RPI S	Opponent	Score	Team's RPI: 282
			47 A Rutgers		37 87	55 A Marist		57 82	117 H Buffalo		67 81	
						55 H Marist		67 94	126 A Colgate		72 85	
						93 A Rider		75 79	156 A Binghamton		55 74	
						93 H Rider		55 71	180 A Quinnipiac		61 71	
						93 N Rider		74 79	180 H Quinnipiac		76 82	
									186 A Manhattan		65 68	
									186 H Manhattan		61 75	
									190 A Cornell		59 82	
									228 A Fairfield		49 71	
									228 H Fairfield		65 77	
									263 A Howard		42 91	
									264 A Iona		63 57	
									264 H Iona		58 70	
									273 A Siena		54 59	
									273 H Siena		68 61	
									281 A Monmouth		73 70	
									281 H Monmouth		62 61	
									289 H Oakland		77 63	
									299 A St. Bonaventure		67 71	
									322 A Saint Peter's		68 64	
									322 H Saint Peter's		97 89	
									322 N Saint Peter's		64 53	
									337 A Coppin St.		82 67	
									340 A Canisius		56 78	
									340 H Canisius		81 62	
LAST 10 Division I												
			93 N Rider		74 79	186 H Manhattan		61 75				
			322 N Saint Peter's		64 53	281 H Monmouth		62 61				
			228 A Fairfield		49 71	180 A Quinnipiac		61 71				
			180 H Quinnipiac		76 82	322 A Saint Peter's		68 64				
			340 A Canisius		56 78	264 H Iona		58 70				

Non-Div I Games:

Niagara

■ Loss, 
 ■ Non-Conf, 
 ■ S Site, 
 ■ H Home 
 ■ A Away 
 N Neutral

Average RPI Win:	248	WON-LOST	WINNING	LAST 10	STRENGTH OF	OPP. STRENGTH	TEAM	ADJ.	CONF.	ADJ CONF.
Average RPI Loss:	215	RECORD	PCT. RANK	GAMES	SCHEDULE	OF SCHEDULE	RPI	RPI	RPI	RPI
DIV. I ONLY	12- 17	224	3-7	322	225	283	283	28	28	
DIV. I NON-CONF.	4- 8	235	0	287	60	275	275	26	26	
TOTALS	RPI 1-25	RPI 26-50	W-L RECORDS	RPI 51-100	RPI 101-150	RPI 150+				
12- 17	0- 2	0- 0	OVERALL	0- 1	0- 1	12- 13				
8- 5	0- 1	0- 0	HOME	0- 0	0- 0	8- 4				
2- 12	0- 1	0- 0	AWAY	0- 1	0- 1	2- 9				
2- 0	0- 0	0- 0	NEUTRAL	0- 0	0- 0	2- 0				
4- 8	0- 2	0- 0	NON-CONFERENCE	0- 1	0- 1	4- 4				
1- 3	0- 1	0- 0	HOME	0- 0	0- 0	1- 2				
1- 5	0- 1	0- 0	AWAY	0- 1	0- 1	1- 2				
2- 0	0- 0	0- 0	NEUTRAL	0- 0	0- 0	2- 0				
8- 9	0- 0	0- 0	CONFERENCE	0- 0	0- 0	8- 9				
7- 2	0- 0	0- 0	HOME	0- 0	0- 0	7- 2				
1- 7	0- 0	0- 0	AWAY	0- 0	0- 0	1- 7				
0- 0	0- 0	0- 0	NEUTRAL	0- 0	0- 0	0- 0				

RPI 1-25				RPI 26-50				RPI 51-100				RPI 101+ Team's RPI: 283			
RPI	S	Opponent	Score	RPI	S	Opponent	Score	RPI	S	Opponent	Score	RPI	S	Opponent	Score
2	H	Oregon	45 81					81	A	Southern California	40 57	125	A	California	45 68
13	A	UCLA	51 86									159	A	UC Davis	55 57
												159	H	UC Davis	66 57
												193	A	Santa Clara	54 46
												199	A	Hawaii	44 68
												199	H	Hawaii	62 55
												219	N	Penn St.	64 56
												234	A	Cal St. Fullerton	65 69
												234	H	Cal St. Fullerton	52 49
												245	A	UC Santa Barbara	47 55
												245	H	UC Santa Barbara	59 53
												266	A	UC Irvine	56 46
												266	H	UC Irvine	61 70
												271	H	Air Force	74 68
												279	H	Utah St.	48 56
												280	A	CSUN	54 66
												280	H	CSUN	60 52
												284	A	California Baptist	70 79
												292	A	Cal Poly	41 61
												292	H	Cal Poly	48 59
												292	H	Cal Poly	72 69
												297	A	Seattle U	54 66
												298	H	LMU (CA)	57 70
												305	N	UTRGV	69 65
												312	A	UC Riverside	57 58
												312	H	UC Riverside	73 67
LAST 10 Division I															
292	H	Cal Poly	48 59	266	H	UC Irvine	61 70								
159	H	UC Davis	66 57	312	A	UC Riverside	57 58								
234	H	Cal St. Fullerton	52 49	245	H	UC Santa Barbara	59 53								
245	A	UC Santa Barbara	47 55	292	A	Cal Poly	41 61								
280	A	CSUN	54 66	199	A	Hawaii	44 68								

Non-Div I Games: Westcliff 94 47 Bethesda (CA) 90 43

Long Beach St.

Loss, Non-Conf, S Site, H Home A Away N Neutral

Average RPI Win: 271		WON-LOST	WINNING	LAST 10	STRENGTH OF	OPP. STRENGTH	TEAM	ADJ.	CONF.	ADJ CONF.
Average RPI Loss: 241		RECORD	PCT. RANK	GAMES	SCHEDULE	OF SCHEDULE	RPI	RPI	RPI	RPI
DIV. I ONLY		13- 15	194	6-4	327	336	284	284	31	31
DIV. I NON-CONF.		6- 6	164	0	231	311	234	234	32	32
TOTALS	RPI 1-25	RPI 26-50		W-L RECORDS	RPI 51-100		RPI 101-150		RPI 150+	
13- 15	0- 1	0- 0		OVERALL	0- 0		0- 0		13- 14	
9- 5	0- 0	0- 0		HOME	0- 0		0- 0		9- 5	
4- 7	0- 0	0- 0		AWAY	0- 0		0- 0		4- 7	
0- 3	0- 1	0- 0		NEUTRAL	0- 0		0- 0		0- 2	
6- 6	0- 1	0- 0		NON-CONFERENCE	0- 0		0- 0		6- 5	
5- 1	0- 0	0- 0		HOME	0- 0		0- 0		5- 1	
1- 2	0- 0	0- 0		AWAY	0- 0		0- 0		1- 2	
0- 3	0- 1	0- 0		NEUTRAL	0- 0		0- 0		0- 2	
7- 9	0- 0	0- 0		CONFERENCE	0- 0		0- 0		7- 9	
4- 4	0- 0	0- 0		HOME	0- 0		0- 0		4- 4	
3- 5	0- 0	0- 0		AWAY	0- 0		0- 0		3- 5	
0- 0	0- 0	0- 0		NEUTRAL	0- 0		0- 0		0- 0	

RPI 1-25					
RPI	S	Opponent	Score		
6	N	Stanford	78	83	
RPI 26-50					
RPI	S	Opponent	Score		
RPI 51-100					
RPI	S	Opponent	Score		
Team's RPI: 284					
RPI	S	Opponent	Score		
164	H	Northern Ariz.	98	79	
170	A	Idaho St.	74	68	
204	A	UMKC	65	75	
204	H	UMKC	81	83	
214	N	Houston	75	96	
232	H	Alabama A&M	60	55	
234	A	Cal St. Fullerton	93	97	
239	A	CSU Bakersfield	55	53	
239	H	CSU Bakersfield	61	66	
244	H	San Diego St.	68	80	
245	H	UC Santa Barbara	85	81	
246	A	Grand Canyon	66	72	
246	H	Grand Canyon	58	62	
254	N	Bowling Green	60	98	
280	H	CSUN	64	56	
283	H	Long Beach St.	79	70	
297	A	Seattle U	90	79	
297	H	Seattle U	49	83	
302	A	Utah Valley	57	74	
302	H	Utah Valley	80	67	
305	A	UTRGV	68	87	
305	H	UTRGV	73	70	
311	A	New Mexico St.	56	57	
311	H	New Mexico St.	82	70	
312	A	UC Riverside	64	80	
349	A	Chicago St.	80	65	
305	H	UTRGV	73	70	
311	H	New Mexico St.	82	70	
297	A	Seattle U	90	79	
302	A	Utah Valley	57	74	
349	H	Chicago St.	103	68	
204	H	UMKC	81	83	
246	A	Grand Canyon	66	72	
239	A	CSU Bakersfield	55	53	
297	H	Seattle U	49	83	
302	H	Utah Valley	80	67	

Non-Div I Games:	Ottawa (AZ)	103	75	Westcliff	108	43	LIFE Pacific	93	48
------------------	-------------	-----	----	-----------	-----	----	--------------	----	----

California Baptist

Loss, Non-Conf, S Site, H Home A Away N Neutral

RPI S Opponent

RPI	S	Opponent	Score
349	H	Chicago St.	103 68

California Baptist  
t  
i  
s  
t

C  
a  
l  
i  
f  
o  
r  
n  
i  
a  
B  
a  
p  
t  
i  
s  
t

C  
a  
l  
i  
f  
o  
r  
n  
i  
a  
B  
a  
p  
t  
i  
s  
t



## Sacred Heart

Through Games Of March 11, 2020

Average RPI Win:	310	WON-LOST	WINNING	LAST 10	STRENGTH OF	OPP. STRENGTH	TEAM	ADJ.	CONF.	ADJ CONF.
Average RPI Loss:	188	RECORD	PCT. RANK	GAMES	SCHEDULE	OF SCHEDULE	RPI	RPI	RPI	RPI
DIV. I ONLY	12- 17	224	5-5	339	309	285	285	30	30	
DIV. I NON-CONF.	2- 8	295	0	268	110	310	310	30	30	
TOTALS	RPI 1-25	RPI 26-50	W-L RECORDS	RPI 51-100	RPI 101-150	RPI 150+				
12- 17	0- 0	0- 0	OVERALL	0- 4	0- 3	12- 10				
7- 4	0- 0	0- 0	HOME	0- 0	0- 2	7- 2				
4- 12	0- 0	0- 0	AWAY	0- 3	0- 1	4- 8				
1- 1	0- 0	0- 0	NEUTRAL	0- 1	0- 0	1- 0				
2- 8	0- 0	0- 0	NON-CONFERENCE	0- 4	0- 1	2- 3				
1- 1	0- 0	0- 0	HOME	0- 0	0- 1	1- 0				
0- 6	0- 0	0- 0	AWAY	0- 3	0- 0	0- 3				
1- 1	0- 0	0- 0	NEUTRAL	0- 1	0- 0	1- 0				
10- 9	0- 0	0- 0	CONFERENCE	0- 0	0- 2	10- 7				
6- 3	0- 0	0- 0	HOME	0- 0	0- 1	6- 2				
4- 6	0- 0	0- 0	AWAY	0- 0	0- 1	4- 5				
0- 0	0- 0	0- 0	NEUTRAL	0- 0	0- 0	0- 0				

RPI S	Opponent	Score	RPI S	Opponent	Score	RPI S	Opponent	Score	RPI S	Opponent	Score	Team's RPI: 285
						52 A	Yale	40 87	110 A	Robert Morris	43 73	
						63 A	Seton Hall	69 95	110 H	Robert Morris	38 67	
						73 A	Stony Brook	50 54	122 H	Holy Cross	52 65	
						90 N	Nebraska	49 72	154 H	Mt. St. Mary's	58 67	
									178 A	Merrimack	45 59	
									178 H	Merrimack	63 60	
									219 A	Penn St.	65 88	
									237 A	Saint Joseph's	44 71	
									273 A	Siena	57 68	
									276 A	Saint Francis (PA)	58 60	
									276 A	Saint Francis (PA)	73 70	
									276 H	Saint Francis (PA)	39 48	
									303 A	Wagner	79 65	
									304 A	Fairleigh Dickinson	60 65	
									304 H	Fairleigh Dickinson	68 53	
									319 A	St. Francis Brooklyn	70 71	
									319 H	St. Francis Brooklyn	84 63	
									324 A	Bryant	60 49	
									324 H	Bryant	52 48	
									329 H	Hofstra	71 44	
									332 N	Detroit Mercy	66 60	
						276 A	Saint Francis (PA)	73 70	333 A	LIU Brooklyn	63 66	
						333 H	LIU Brooklyn	64 55	333 H	LIU Brooklyn	64 55	
						324 A	Bryant	60 49	346 A	Central Conn. St.	54 52	
						319 H	St. Francis Brooklyn	84 63	346 H	Central Conn. St.	66 58	
						324 H	Bryant	52 48				
						178 A	Merrimack	45 59				
						333 A	LIU Brooklyn	63 66				
						276 H	Saint Francis (PA)	39 48				
						110 H	Robert Morris	38 67				
						154 H	Mt. St. Mary's	58 67				

## LAST 10 Division I

Sacred Heart

■ Loss, 
 ■ Non-Conf, 
 ■ S Site, 
 ■ Home 
 ■ A Away 
 N Neutral

Average RPI Win:	286	WON-LOST	WINNING	LAST 10	STRENGTH OF	OPP. STRENGTH	TEAM	ADJ.	CONF.	ADJ CONF.
Average RPI Loss:	150	RECORD	PCT. RANK	GAMES	SCHEDULE	OF SCHEDULE	RPI	RPI	RPI	RPI
DIV. I ONLY	8- 20	297	2-8	202	241	286	286	20	20	
DIV. I NON-CONF.	2- 8	295	0	67	139	253	253	23	23	
TOTALS	RPI 1-25	RPI 26-50	W-L RECORDS	RPI 51-100	RPI 101-150	RPI 150+				
8- 20	0- 2	0- 2	OVERALL	0- 3	0- 2	8- 11				
5- 8	0- 0	0- 1	HOME	0- 2	0- 0	5- 5				
3- 12	0- 2	0- 1	AWAY	0- 1	0- 2	3- 6				
0- 0	0- 0	0- 0	NEUTRAL	0- 0	0- 0	0- 0				
2- 8	0- 2	0- 1	NON-CONFERENCE	0- 0	0- 2	2- 3				
2- 2	0- 0	0- 0	HOME	0- 0	0- 0	2- 2				
0- 6	0- 2	0- 1	AWAY	0- 0	0- 2	0- 1				
0- 0	0- 0	0- 0	NEUTRAL	0- 0	0- 0	0- 0				
6- 12	0- 0	0- 1	CONFERENCE	0- 3	0- 0	6- 8				
3- 6	0- 0	0- 1	HOME	0- 2	0- 0	3- 3				
3- 6	0- 0	0- 0	AWAY	0- 1	0- 0	3- 5				
0- 0	0- 0	0- 0	NEUTRAL	0- 0	0- 0	0- 0				

RPI 1-25				RPI 26-50				RPI 51-100				RPI 101+ Team's RPI: 286			
RPI	S	Opponent	Score	RPI	S	Opponent	Score	RPI	S	Opponent	Score	RPI	S	Opponent	Score
5	A	Baylor	47 94	41	A	Dayton	41 58	54	A	Belmont	62 71	102	A	Michigan St.	48 93
24	A	Kentucky	54 79	48	H	UT Martin	64 82	54	H	Belmont	56 63	133	A	Valparaiso	53 55
								88	H	Southeast Mo. St.	61 67	163	H	N.C. A&T	56 74
												171	H	Radford	73 62
												174	A	Austin Peay	65 70
												200	A	Eastern Ill.	62 67
												200	H	Eastern Ill.	51 57
												205	A	Tennessee Tech	75 82
												205	H	Tennessee Tech	55 75
												227	H	Stetson	55 58
												241	A	Murray St.	75 83
												250	A	Jacksonville St.	69 55
												250	H	Jacksonville St.	67 48
												254	A	Bowling Green	65 79
												276	H	Saint Francis (PA)	65 54
												294	A	Eastern Ky.	58 64
												294	H	Eastern Ky.	47 68
												334	A	Tennessee St.	84 47
												334	H	Tennessee St.	69 60
												338	A	SIUE	63 55
												338	H	SIUE	75 69
LAST 10 Division I															
294	A	Eastern Ky.	58 64	294	H	Eastern Ky.	47 68	200	A	Eastern Ill.	62 67				
174	A	Austin Peay	65 70	338	A	SIUE	63 55	48	H	UT Martin	64 82				
334	H	Tennessee St.	69 60	88	H	Southeast Mo. St.	61 67								
54	H	Belmont	56 63												
241	A	Murray St.	75 83												

Non-Div I Games: Asbury 107 55 Midway 107 55

Morehead St.

Loss, Non-Conf, S Site, H Home A Away N Neutral

Average RPI Win:	238	WON-LOST	WINNING	LAST 10	STRENGTH OF	OPP. STRENGTH	TEAM	ADJ.	CONF.	ADJ CONF.
Average RPI Loss:	96	RECORD	PCT. RANK	GAMES	SCHEDULE	OF SCHEDULE	RPI	RPI	RPI	RPI
DIV. I ONLY	5- 26	327	1-9	105	65	287	287	5	5	
DIV. I NON-CONF.	3- 8	268	0	253	210	309	309	4	4	
TOTALS	RPI 1-25	RPI 26-50	W-L RECORDS	RPI 51-100	RPI 101-150	RPI 150+				
5- 26	0- 3	0- 4	OVERALL	0- 10	2- 5	3- 4				
3- 12	0- 2	0- 2	HOME	0- 4	1- 2	2- 2				
0- 12	0- 1	0- 2	AWAY	0- 4	0- 3	0- 2				
2- 2	0- 0	0- 0	NEUTRAL	0- 2	1- 0	1- 0				
3- 8	0- 0	0- 1	NON-CONFERENCE	0- 3	0- 1	3- 3				
2- 4	0- 0	0- 0	HOME	0- 1	0- 1	2- 2				
0- 3	0- 0	0- 1	AWAY	0- 1	0- 0	0- 1				
1- 1	0- 0	0- 0	NEUTRAL	0- 1	0- 0	1- 0				
2- 18	0- 3	0- 3	CONFERENCE	0- 7	2- 4	0- 1				
1- 8	0- 2	0- 2	HOME	0- 3	1- 1	0- 0				
0- 9	0- 1	0- 1	AWAY	0- 3	0- 3	0- 1				
1- 1	0- 0	0- 0	NEUTRAL	0- 1	1- 0	0- 0				

RPI 1-25				RPI 26-50				RPI 51-100				RPI 101+ Team's RPI: 287			
RPI	S	Opponent	Score	RPI	S	Opponent	Score	RPI	S	Opponent	Score	RPI	S	Opponent	Score
7	A	Louisville	49 83	27	H	Duke	56 73	61	A	Cincinnati	53 69	115	H	Wake Forest	53 48
7	H	Louisville	47 79	32	H	Florida St.	41 66	62	A	Boston College	59 70	118	A	Miami (FL)	54 73
16	H	NC State	44 88	37	A	UCF	58 74	62	H	Boston College	70 79	123	A	Notre Dame	52 74
				38	A	Virginia Tech	56 68	73	H	Stony Brook	56 59	123	H	Notre Dame	52 60
								75	A	Virginia	55 66	123	N	Notre Dame	67 65
								79	H	Georgia Tech	48 77	131	H	Duquesne	62 81
								79	N	Georgia Tech	58 68	147	A	North Carolina	62 70
								80	N	Ohio	50 72	219	A	Penn St.	73 78
								100	A	Syracuse	53 71	222	A	Clemson	67 75
								100	H	Syracuse	51 69	231	H	Miami (OH)	71 80
												256	H	Georgetown	56 66
												301	N	Ole Miss	58 50
												304	H	Fairleigh Dickinson	69 60
												346	H	Central Conn. St.	81 73
LAST 10 Division I															
				79	N	Georgia Tech	58 68	62	A	Boston College	59 70				
				123	N	Notre Dame	67 65	100	A	Syracuse	53 71				
				118	A	Miami (FL)	54 73	27	H	Duke	56 73				
				75	A	Virginia	55 66	123	A	Notre Dame	52 74				
				7	H	Louisville	47 79	79	H	Georgia Tech	48 77				

Non-Div I Games:

Pittsburgh

■ Loss, 
 ■ Non-Conf, 
 ■ S Site, 
 ■ H Home 
 ■ A Away 
 N Neutral

ETSUETSU

ETSU

Page 308

Average RPI Win:	278	WON-LOST	WINNING	LAST 10	STRENGTH OF	OPP. STRENGTH	TEAM	ADJ.	CONF.	ADJ CONF.
Average RPI Loss:	166	RECORD	PCT. RANK	GAMES	SCHEDULE	OF SCHEDULE	RPI	RPI	RPI	RPI
DIV. I ONLY	9- 19	279	3-7	283	237	289	289	22	22	
DIV. I NON-CONF.	3- 6	235	0	286	133	255	255	22	22	
TOTALS	RPI 1-25	RPI 26-50	W-L RECORDS	RPI 51-100	RPI 101-150	RPI 150+				
9- 19	0- 1	0- 2	OVERALL	0- 2	1- 2	8- 12				
4- 7	0- 1	0- 1	HOME	0- 1	1- 0	3- 4				
4- 12	0- 0	0- 1	AWAY	0- 1	0- 2	4- 8				
1- 0	0- 0	0- 0	NEUTRAL	0- 0	0- 0	1- 0				
3- 6	0- 1	0- 2	NON-CONFERENCE	0- 0	0- 1	3- 2				
0- 2	0- 1	0- 1	HOME	0- 0	0- 0	0- 0				
2- 4	0- 0	0- 1	AWAY	0- 0	0- 1	2- 2				
1- 0	0- 0	0- 0	NEUTRAL	0- 0	0- 0	1- 0				
6- 13	0- 0	0- 0	CONFERENCE	0- 2	1- 1	5- 10				
4- 5	0- 0	0- 0	HOME	0- 1	1- 0	3- 4				
2- 8	0- 0	0- 0	AWAY	0- 1	0- 1	2- 6				
0- 0	0- 0	0- 0	NEUTRAL	0- 0	0- 0	0- 0				

RPI 1-25				RPI 26-50				RPI 51-100				RPI 101+ Team's RPI: 289			
RPI	S	Opponent	Score	RPI	S	Opponent	Score	RPI	S	Opponent	Score	RPI	S	Opponent	Score
22	H	Central Mich.	47 65	34	A	Michigan	64 79	59	A	IUPUI	41 76	102	A	Michigan St.	56 76
				50	H	Bradley	58 74	59	H	IUPUI	63 89	113	A	Green Bay	51 76
												113	H	Green Bay	93 88
												172	A	Wright St.	66 85
												172	H	Wright St.	60 77
												185	A	Northern Ky.	60 69
												185	H	Northern Ky.	65 67
												190	A	Cleveland St.	64 83
												190	H	Cleveland St.	58 79
												220	A	Milwaukee	67 74
												220	A	Milwaukee	65 73
												220	H	Milwaukee	78 62
												250	N	Jacksonville St.	61 55
												259	A	Youngstown St.	86 73
												259	H	Youngstown St.	74 79
												282	A	Niagara	63 77
												299	A	St. Bonaventure	66 80
												310	A	FIU	58 49
												332	A	Detroit Mercy	71 57
												332	H	Detroit Mercy	65 60
												341	A	UIC	64 70
												341	H	UIC	63 46
												349	A	Chicago St.	98 70
LAST 10 Division I															
220	A	Milwaukee	65 73	113	A	Green Bay	51 76								
185	H	Northern Ky.	65 67	220	A	Milwaukee	67 74								
172	H	Wright St.	60 77	59	H	IUPUI	63 89								
259	A	Youngstown St.	86 73	341	H	UIC	63 46								
190	A	Cleveland St.	64 83	332	H	Detroit Mercy	65 60								

Non-Div I Games: Lourdes 72 53 Concordia (MI) 76 42

Oakland

Loss, Non-Conf, S Site, H Home A Away N Neutral

## Ga. Southern

Through Games Of March 11, 2020

Average RPI Win:	<b>288</b>	WON-LOST	WINNING	LAST 10	STRENGTH OF	OPP. STRENGTH	TEAM	ADJ.	CONF.	ADJ CONF.
Average RPI Loss:	<b>187</b>	RECORD	PCT. RANK	GAMES	SCHEDULE	OF SCHEDULE	RPI	RPI	RPI	RPI
DIV. I ONLY	<b>10- 20</b>	<b>273</b>	<b>4-6</b>	<b>293</b>	<b>287</b>	<b>290</b>	<b>290</b>	<b>21</b>	<b>21</b>	
DIV. I NON-CONF.	<b>3- 8</b>	<b>268</b>	<b>0</b>	<b>288</b>	<b>334</b>	<b>292</b>	<b>292</b>	<b>19</b>	<b>19</b>	
TOTALS	RPI 1-25	RPI 26-50	W-L RECORDS	RPI 51-100	RPI 101-150	RPI 150+				
10- 20	0- 0	0- 1	OVERALL	0- 3	0- 2	10- 14				
5- 6	0- 0	0- 1	HOME	0- 1	0- 0	5- 4				
4- 13	0- 0	0- 0	AWAY	0- 1	0- 2	4- 10				
1- 1	0- 0	0- 0	NEUTRAL	0- 1	0- 0	1- 0				
3- 8	0- 0	0- 0	NON-CONFERENCE	0- 1	0- 1	3- 6				
0- 2	0- 0	0- 0	HOME	0- 0	0- 0	0- 2				
2- 5	0- 0	0- 0	AWAY	0- 0	0- 1	2- 4				
1- 1	0- 0	0- 0	NEUTRAL	0- 1	0- 0	1- 0				
7- 12	0- 0	0- 1	CONFERENCE	0- 2	0- 1	7- 8				
5- 4	0- 0	0- 1	HOME	0- 1	0- 0	5- 2				
2- 8	0- 0	0- 0	AWAY	0- 1	0- 1	2- 6				
0- 0	0- 0	0- 0	NEUTRAL	0- 0	0- 0	0- 0				

RPI 1-25				RPI 26-50				RPI 51-100				RPI 101+ Team's RPI: 290			
RPI	S	Opponent	Score	RPI	S	Opponent	Score	RPI	S	Opponent	Score	RPI	S	Opponent	Score
				44	H	Troy	69 79	96	N	Kent St.	48 62	112	A	UT Arlington	73 101
								98	A	Coastal Caro.	59 66	130	A	Bethune-Cookman	57 75
								98	H	Coastal Caro.	74 90	175	A	Tulane	40 56
												188	A	Louisiana	64 81
												188	A	Louisiana	60 72
												188	H	Louisiana	83 67
												196	A	Furman	63 78
												206	A	Little Rock	46 58
												206	H	Little Rock	49 65
												211	H	South Alabama	65 71
												217	H	North Dakota	56 69
												221	H	Kennesaw St.	69 95
												226	A	Appalachian St.	75 83
												226	H	Appalachian St.	78 70
												249	A	Texas St.	68 72
												253	A	Arkansas St.	62 69
												253	H	Arkansas St.	80 67
												272	A	Wofford	70 57
												293	A	Winthrop	91 47
												301	A	Ole Miss	66 69
												316	A	Georgia St.	77 74
												316	H	Georgia St.	81 56
												319	N	St. Francis Brooklyn	78 47
												326	A	Mercer	52 62
												348	A	La.-Monroe	72 66
												348	H	La.-Monroe	64 47
LAST 10 Division I															
				188	A	Louisiana	64 81	98	H	Coastal Caro.	74 90				
				316	A	Georgia St.	77 74	188	A	Louisiana	60 72				
				112	A	UT Arlington	73 101	348	A	La.-Monroe	72 66				
				249	A	Texas St.	68 72	253	H	Arkansas St.	80 67				
				226	H	Appalachian St.	78 70	206	H	Little Rock	49 65				

Non-Div I Games:

Ga. Southern

■ Loss, 
 ■ Non-Conf, 
 ■ S Site, 
 ■ Home 
 ■ A Away 
 N Neutral

Presbyterian

Through Games Of March 11, 2020

Average RPI Win:	279	WON-LOST	WINNING	LAST 10	STRENGTH OF	OPP. STRENGTH	TEAM	ADJ.	CONF.	ADJ CONF.
Average RPI Loss:	199	RECORD	PCT. RANK	GAMES	SCHEDULE	OF SCHEDULE	RPI	RPI	RPI	RPI
DIV. I ONLY	10- 18	265	5-5	300	313	291	291	25	25	
DIV. I NON-CONF.	2- 5	259	0	330	260	315	315	28	28	
TOTALS	RPI 1-25	RPI 26-50	W-L RECORDS	RPI 51-100	RPI 101-150	RPI 150+				
10- 18	0- 0	0- 0	OVERALL	0- 1	0- 5	10- 12				
5- 7	0- 0	0- 0	HOME	0- 0	0- 2	5- 5				
5- 11	0- 0	0- 0	AWAY	0- 1	0- 3	5- 7				
0- 0	0- 0	0- 0	NEUTRAL	0- 0	0- 0	0- 0				
2- 5	0- 0	0- 0	NON-CONFERENCE	0- 1	0- 1	2- 3				
1- 1	0- 0	0- 0	HOME	0- 0	0- 0	1- 1				
1- 4	0- 0	0- 0	AWAY	0- 1	0- 1	1- 2				
0- 0	0- 0	0- 0	NEUTRAL	0- 0	0- 0	0- 0				
8- 13	0- 0	0- 0	CONFERENCE	0- 0	0- 4	8- 9				
4- 6	0- 0	0- 0	HOME	0- 0	0- 2	4- 4				
4- 7	0- 0	0- 0	AWAY	0- 0	0- 2	4- 5				
0- 0	0- 0	0- 0	NEUTRAL	0- 0	0- 0	0- 0				

RPI S	Opponent	Score	RPI S	Opponent	Score	RPI S	Opponent	Score	RPI S	Opponent	Score	Team's RPI: 291
						70	A West Virginia	40 56	129	A Campbell	42 56	
									129	H Campbell	47 53	
									137	A Hampton	53 67	
									137	H Hampton	42 71	
									138	A Florida	46 60	
									158	A Gardner-Webb	56 53	
									158	H Gardner-Webb	64 49	
									171	A Radford	42 54	
									171	H Radford	39 65	
									176	A High Point	55 60	
									176	H High Point	71 79	
									202	A Illinois	52 71	
									260	A UNC Asheville	39 54	
									260	H UNC Asheville	48 64	
									261	H UNCW	60 70	
									269	H Col. of Charleston	58 54	
									272	A Wofford	60 67	
									277	A Longwood	82 73	
									277	A Longwood	82 77	
									277	H Longwood	60 71	
									293	A Winthrop	54 61	
									293	H Winthrop	88 54	
									317	A USC Upstate	60 70	
									317	H USC Upstate	55 42	
									343	A Charleston So.	67 46	
									343	H Charleston So.	76 53	
LAST 10 Division I												
			277	A Longwood	82 73				158	H Gardner-Webb	64 49	
			293	H Winthrop	88 54				343	H Charleston So.	76 53	
			129	A Campbell	42 56				260	H UNC Asheville	48 64	
			176	H High Point	71 79				277	A Longwood	82 77	
			137	A Hampton	53 67				317	A USC Upstate	60 70	

Non-Div I Games: William Peace 72 35 Brevard 74 45

Presbyterian

Loss, Non-Conf, S Site, H Home A Away N Neutral

RPI	S	Opponent	Score
350	A	South Carolina St.	70 49

P  
r  
e  
s  
b  
y  
t  
e  
r  
i  
a  
n

P  
r  
e  
s  
b  
y  
t  
e  
r  
i  
a  
n

Presbyterian



Average RPI Win:	283	WON-LOST	WINNING	LAST 10	STRENGTH OF	OPP. STRENGTH	TEAM	ADJ.	CONF.	ADJ CONF.
Average RPI Loss:	197	RECORD	PCT. RANK	GAMES	SCHEDULE	OF SCHEDULE	RPI	RPI	RPI	RPI
DIV. I ONLY	10- 18	265	6-4	281	290	292	292	28	28	
DIV. I NON-CONF.	2- 8	295	0	206	212	311	311	26	26	
TOTALS	RPI 1-25	RPI 26-50	W-L RECORDS	RPI 51-100	RPI 101-150	RPI 150+				
10- 18	0- 0	0- 2	OVERALL	0- 1	0- 0	10- 15				
6- 7	0- 0	0- 1	HOME	0- 1	0- 0	6- 5				
3- 11	0- 0	0- 1	AWAY	0- 0	0- 0	3- 10				
1- 0	0- 0	0- 0	NEUTRAL	0- 0	0- 0	1- 0				
2- 8	0- 0	0- 2	NON-CONFERENCE	0- 1	0- 0	2- 5				
2- 3	0- 0	0- 1	HOME	0- 1	0- 0	2- 1				
0- 5	0- 0	0- 1	AWAY	0- 0	0- 0	0- 4				
0- 0	0- 0	0- 0	NEUTRAL	0- 0	0- 0	0- 0				
8- 10	0- 0	0- 0	CONFERENCE	0- 0	0- 0	8- 10				
4- 4	0- 0	0- 0	HOME	0- 0	0- 0	4- 4				
3- 6	0- 0	0- 0	AWAY	0- 0	0- 0	3- 6				
1- 0	0- 0	0- 0	NEUTRAL	0- 0	0- 0	1- 0				

RPI S	Opponent	Score	RPI S	Opponent	Score	RPI S	Opponent	Score	RPI S	Opponent	Score	Team's RPI: 292
33	H Old Dominion	55 61	65	H Fresno St.	52 79	159	A UC Davis	58 71				
40	A Arizona St.	41 66				159	H UC Davis	36 42				
						178	A Pepperdine	53 63				
						199	A Hawaii	58 75				
						199	H Hawaii	46 59				
						201	A Saint Mary's (CA)	67 84				
						234	A Cal St. Fullerton	64 65				
						234	H Cal St. Fullerton	60 67				
						236	A Nevada	40 71				
						243	A Denver	66 96				
						245	A UC Santa Barbara	50 52				
						245	H UC Santa Barbara	56 52				
						262	H Lamar University	57 56				
						266	A UC Irvine	51 54				
						266	H UC Irvine	57 68				
						266	N UC Irvine	70 49				
						280	A CSUN	52 41				
						280	H CSUN	53 43				
						283	A Long Beach St.	69 72				
						283	A Long Beach St.	59 48				
						283	H Long Beach St.	61 41				
						297	H Seattle U	49 72				
						309	H Sacramento St.	62 43				
						312	A UC Riverside	62 52				
						312	H UC Riverside	75 70				
LAST 10 Division I												
266	N UC Irvine	70 49	266	A UC Irvine	51 54							
283	A Long Beach St.	59 48	312	A UC Riverside	62 52							
199	A Hawaii	58 75	234	H Cal St. Fullerton	60 67							
280	H CSUN	53 43	159	A UC Davis	58 71							
245	H UC Santa Barbara	56 52	283	H Long Beach St.	61 41							

Non-Div I Games: Holy Names 100 35

Cal Poly

■ Loss, 
 ■ Non-Conf, 
 ■ S Site, 
 ■ Home 
 ■ A Away 
 N Neutral

## Winthrop

Through Games Of March 11, 2020

Average RPI Win:	278	WON-LOST	WINNING	LAST 10	STRENGTH OF	OPP. STRENGTH	TEAM	ADJ.	CONF.	ADJ CONF.
Average RPI Loss:	201	RECORD	PCT. RANK	GAMES	SCHEDULE	OF SCHEDULE	RPI	RPI	RPI	RPI
DIV. I ONLY	11- 19	257	2-8	299	318	293	293	25	25	
DIV. I NON-CONF.	3- 6	235	0	299	303	281	281	28	28	
TOTALS	RPI 1-25	RPI 26-50	W-L RECORDS	RPI 51-100	RPI 101-150	RPI 150+				
11- 19	0- 1	0- 1	OVERALL	0- 0	1- 3	10- 14				
5- 9	0- 0	0- 0	HOME	0- 0	1- 1	4- 8				
6- 9	0- 1	0- 1	AWAY	0- 0	0- 2	6- 5				
0- 1	0- 0	0- 0	NEUTRAL	0- 0	0- 0	0- 1				
3- 6	0- 1	0- 1	NON-CONFERENCE	0- 0	0- 0	3- 4				
0- 3	0- 0	0- 0	HOME	0- 0	0- 0	0- 3				
3- 2	0- 1	0- 1	AWAY	0- 0	0- 0	3- 0				
0- 1	0- 0	0- 0	NEUTRAL	0- 0	0- 0	0- 1				
8- 13	0- 0	0- 0	CONFERENCE	0- 0	1- 3	7- 10				
5- 6	0- 0	0- 0	HOME	0- 0	1- 1	4- 5				
3- 7	0- 0	0- 0	AWAY	0- 0	0- 2	3- 5				
0- 0	0- 0	0- 0	NEUTRAL	0- 0	0- 0	0- 0				

RPI 1-25				RPI 26-50				RPI 51-100				RPI 101+ Team's RPI: 293			
RPI	S	Opponent	Score	RPI	S	Opponent	Score	RPI	S	Opponent	Score	RPI	S	Opponent	Score
24	A	Kentucky	36 91	33	A	Old Dominion	44 68					129	A	Campbell	47 63
												129	H	Campbell	58 61
												137	A	Hampton	48 62
												137	H	Hampton	72 66
												158	A	Gardner-Webb	59 71
												158	H	Gardner-Webb	49 54
												171	A	Radford	53 54
												171	H	Radford	50 56
												176	A	High Point	61 94
												176	H	High Point	69 63
												260	A	UNC Asheville	55 65
												260	H	UNC Asheville	43 50
												261	A	UNCW	75 63
												264	H	Iona	61 68
												269	H	Col. of Charleston	73 84
												272	N	Wofford	59 60
												277	A	Longwood	63 60
												277	H	Longwood	74 63
												290	H	Ga. Southern	47 91
												291	A	Presbyterian	54 88
												291	H	Presbyterian	61 54
												296	A	N.C. Central	56 46
												317	A	USC Upstate	52 38
												317	H	USC Upstate	57 60
												317	H	USC Upstate	59 66
												342	A	Western Caro.	63 60
LAST 10 Division I															
				317	H	USC Upstate	57 60					158	H	Gardner-Webb	49 54
				317	H	USC Upstate	59 66					129	H	Campbell	58 61
				291	A	Presbyterian	54 88					260	A	UNC Asheville	55 65
				171	H	Radford	50 56					137	A	Hampton	48 62
				277	A	Longwood	63 60					343	H	Charleston So.	56 46

Non-Div I Games:

Winthrop

■ Loss, 
 ■ Non-Conf, 
 ■ S Site, 
 ■ Home 
 ■ A Away 
 N Neutral

W  
i  
n  
t  
h  
r  
o  
p

RPI S Opponent Winthrop Score

Through Games Of March 11, 2020

RPI	S	Opponent	Score	
343	A	Charleston So.	58	53
343	H	Charleston So.	56	46

W  
i  
n  
t  
h  
r  
o  
p

Winthrop

Average RPI Win:	260	WON-LOST	WINNING	LAST 10	STRENGTH OF	OPP. STRENGTH	TEAM	ADJ.	CONF.	ADJ CONF.
Average RPI Loss:	171	RECORD	PCT. RANK	GAMES	SCHEDULE	OF SCHEDULE	RPI	RPI	RPI	RPI
DIV. I ONLY	10- 18	265	2-8	286	216	294	294	17	17	
DIV. I NON-CONF.	4- 5	195	0	309	275	280	280	20	20	
TOTALS	RPI 1-25	RPI 26-50	W-L RECORDS	RPI 51-100	RPI 101-150	RPI 150+				
10- 18	0- 0	0- 0	OVERALL	0- 6	0- 2	10- 10				
7- 7	0- 0	0- 0	HOME	0- 3	0- 1	7- 3				
3- 10	0- 0	0- 0	AWAY	0- 3	0- 1	3- 6				
0- 1	0- 0	0- 0	NEUTRAL	0- 0	0- 0	0- 1				
4- 5	0- 0	0- 0	NON-CONFERENCE	0- 3	0- 0	4- 2				
3- 2	0- 0	0- 0	HOME	0- 1	0- 0	3- 1				
1- 3	0- 0	0- 0	AWAY	0- 2	0- 0	1- 1				
0- 0	0- 0	0- 0	NEUTRAL	0- 0	0- 0	0- 0				
6- 13	0- 0	0- 0	CONFERENCE	0- 3	0- 2	6- 8				
4- 5	0- 0	0- 0	HOME	0- 2	0- 1	4- 2				
2- 7	0- 0	0- 0	AWAY	0- 1	0- 1	2- 5				
0- 1	0- 0	0- 0	NEUTRAL	0- 0	0- 0	0- 1				

RPI S	Opponent	Score	RPI S	Opponent	Score	RPI S	Opponent	Score	RPI S	Opponent	Score	Team's RPI: 294
						65	A Fresno St.	53 55	146	A San Jose St.	64 69	
						65	H Fresno St.	61 79	146	H San Jose St.	53 58	
						66	A Tennessee	41 79	167	A Wyoming	56 49	
						83	H Boise St.	69 72	167	H Wyoming	40 43	
						95	H Colorado	75 79	181	H Northern Ill.	75 80	
						99	A Idaho	54 61	218	A UNLV	52 56	
									218	H UNLV	60 56	
									224	A Northern Colo.	75 58	
									230	A New Mexico	62 73	
									236	A Nevada	63 74	
									236	H Nevada	75 70	
									244	A San Diego St.	49 59	
									244	H San Diego St.	61 64	
									258	A Tulsa	55 61	
									267	H Incarnate Word	75 47	
									271	A Air Force	44 49	
									271	H Air Force	60 40	
									271 N	Air Force	48 60	
									279	A Utah St.	67 61	
									279	H Utah St.	56 55	
									312	H UC Riverside	52 40	
									351	H Mississippi Val.	65 46	
LAST 10 Division I												
			271 N	Air Force	48 60	167	H Wyoming	40 43				
			271	A Air Force	44 49	279	A Utah St.	67 61				
			244	H San Diego St.	61 64	65	H Fresno St.	61 79				
			146	A San Jose St.	64 69	218	A UNLV	52 56				
			218	H UNLV	60 56	236	A Nevada	63 74				

Non-Div I Games: Western St. 56 47 Chadron St. 102 51

Colorado St.

Loss, Non-Conf, S Site, H Home A Away N Neutral

Eastern Ky.

Through Games Of March 11, 2020

Average RPI Win:	277	WON-LOST	WINNING	LAST 10	STRENGTH OF	OPP. STRENGTH	TEAM	ADJ.	CONF.	ADJ CONF.
Average RPI Loss:	171	RECORD	PCT. RANK	GAMES	SCHEDULE	OF SCHEDULE	RPI	RPI	RPI	RPI
DIV. I ONLY	10- 18	265	3-7	320	232	294	294	20	20	
DIV. I NON-CONF.	5- 5	164	0	283	172	211	211	23	23	
TOTALS	RPI 1-25	RPI 26-50	W-L RECORDS	RPI 51-100	RPI 101-150	RPI 150+				
10- 18	0- 0	0- 1	OVERALL	0- 4	0- 2	10- 11				
4- 9	0- 0	0- 1	HOME	0- 2	0- 0	4- 6				
6- 9	0- 0	0- 0	AWAY	0- 2	0- 2	6- 5				
0- 0	0- 0	0- 0	NEUTRAL	0- 0	0- 0	0- 0				
5- 5	0- 0	0- 0	NON-CONFERENCE	0- 1	0- 2	5- 2				
2- 2	0- 0	0- 0	HOME	0- 0	0- 0	2- 2				
3- 3	0- 0	0- 0	AWAY	0- 1	0- 2	3- 0				
0- 0	0- 0	0- 0	NEUTRAL	0- 0	0- 0	0- 0				
5- 13	0- 0	0- 1	CONFERENCE	0- 3	0- 0	5- 9				
2- 7	0- 0	0- 1	HOME	0- 2	0- 0	2- 4				
3- 6	0- 0	0- 0	AWAY	0- 1	0- 0	3- 5				
0- 0	0- 0	0- 0	NEUTRAL	0- 0	0- 0	0- 0				

RPI S	Opponent	Score	RPI S	Opponent	Score	RPI S	Opponent	Score	RPI S	Opponent	Score	Team's RPI: 294
48	H UT Martin	50 65	54	A Belmont	48 68	101	A Butler	41 73				
			54	H Belmont	46 85	127	A Vanderbilt	69 75				
			59	A IUPUI	42 72	174	A Austin Peay	53 69				
			88	H Southeast Mo. St.	44 60	185	H Northern Ky.	69 62				
						195	A Memphis	63 60				
						200	A Eastern Ill.	38 85				
						200	H Eastern Ill.	63 83				
						205	A Tennessee Tech	82 87				
						205	H Tennessee Tech	42 60				
						207	H Chattanooga	71 65				
						231	H Miami (OH)	57 75				
						241	A Murray St.	65 66				
						250	A Jacksonville St.	54 68				
						250	H Jacksonville St.	33 43				
						259	H Youngstown St.	63 72				
						270	A Xavier	56 55				
						286	A Morehead St.	68 47				
						286	H Morehead St.	64 58				
						326	A Mercer	61 60				
						334	A Tennessee St.	61 55				
						334	H Tennessee St.	64 67				
						338	A SIUE	68 38				
						338	H SIUE	49 46				
LAST 10 Division I												
286	H Morehead St.	64 58	286	A Morehead St.	68 47							
241	A Murray St.	65 66	338	A SIUE	68 38							
54	H Belmont	46 85	200	A Eastern Ill.	38 85							
334	H Tennessee St.	64 67	88	H Southeast Mo. St.	44 60							
174	A Austin Peay	53 69	48	H UT Martin	50 65							

Non-Div I Games: Alice Lloyd 102 65

Eastern Ky.

Loss, Non-Conf, S Site, H Home A Away N Neutral

# N.C. Central

Through Games Of March 11, 2020

Average RPI Win:	279	WON-LOST	WINNING	LAST 10	STRENGTH OF	OPP. STRENGTH	TEAM	ADJ.	CONF.	ADJ CONF.
Average RPI Loss:	206	RECORD	PCT. RANK	GAMES	SCHEDULE	OF SCHEDULE	RPI	RPI	RPI	RPI
DIV. I ONLY	11- 16	228	7-3	338	315	296	296	29	29	
DIV. I NON-CONF.	2- 9	304	0	276	235	322	322	29	29	
TOTALS	RPI 1-25	RPI 26-50	W-L RECORDS	RPI 51-100	RPI 101-150	RPI 150+				
11- 16	0- 1	0- 0	OVERALL	0- 0	1- 4	10- 11				
6- 6	0- 0	0- 0	HOME	0- 0	1- 1	5- 5				
5- 9	0- 1	0- 0	AWAY	0- 0	0- 3	5- 5				
0- 1	0- 0	0- 0	NEUTRAL	0- 0	0- 0	0- 1				
2- 9	0- 1	0- 0	NON-CONFERENCE	0- 0	1- 2	1- 6				
1- 3	0- 0	0- 0	HOME	0- 0	1- 0	0- 3				
1- 5	0- 1	0- 0	AWAY	0- 0	0- 2	1- 2				
0- 1	0- 0	0- 0	NEUTRAL	0- 0	0- 0	0- 1				
9- 7	0- 0	0- 0	CONFERENCE	0- 0	0- 2	9- 5				
5- 3	0- 0	0- 0	HOME	0- 0	0- 1	5- 2				
4- 4	0- 0	0- 0	AWAY	0- 0	0- 1	4- 3				
0- 0	0- 0	0- 0	NEUTRAL	0- 0	0- 0	0- 0				

RPI 1-25				RPI 26-50				RPI 51-100				RPI 101+ Team's RPI: 296			
RPI	S	Opponent	Score	RPI	S	Opponent	Score	RPI	S	Opponent	Score	RPI	S	Opponent	Score
15	A	Iowa	50 102									125	A	California	69 90
												129	H	Campbell	67 64
												130	A	Bethune-Cookman	52 73
												130	H	Bethune-Cookman	55 70
												147	A	North Carolina	53 92
												153	H	Norfolk St.	75 83
												163	A	N.C. A&T	86 80
												163	H	N.C. A&T	65 52
												176	H	High Point	58 78
												219	N	Penn St.	68 92
												229	A	Morgan St.	79 86
												239	A	CSU Bakersfield	71 80
												263	H	Howard	89 71
												269	A	Col. of Charleston	78 85
												274	A	Delaware St.	54 64
												274	H	Delaware St.	60 64
												293	H	Winthrop	46 56
												307	A	UMES	63 65
												307	H	UMES	78 70
												310	H	FIU	58 59
												333	A	LIU Brooklyn	61 59
												336	A	Florida A&M	71 70
												336	H	Florida A&M	66 57
												337	A	Coppin St.	58 44
												350	A	South Carolina St.	55 49
												350	H	South Carolina St.	90 49
LAST 10 Division I															
163	H	N.C. A&T	65 52	163	A	N.C. A&T	86 80	229	A	Morgan St.	79 86	336	A	Florida A&M	71 70
130	H	Bethune-Cookman	55 70	337	A	Coppin St.	58 44	153	H	Norfolk St.	75 83	350	A	South Carolina St.	55 49
350	A	South Carolina St.	55 49	350	H	South Carolina St.	90 49								
263	H	Howard	89 71												
307	H	UMES	78 70												

Non-Div I Games: Lincoln (PA) 53 68 Washington Adventis83 48

N.C. Central

Loss, Non-Conf, S Site, H Home A Away N Neutral

Average RPI Win:	298	WON-LOST	WINNING	LAST 10	STRENGTH OF	OPP. STRENGTH	TEAM	ADJ.	CONF.	ADJ CONF.
Average RPI Loss:	218	RECORD	PCT. RANK	GAMES	SCHEDULE	OF SCHEDULE	RPI	RPI	RPI	RPI
DIV. I ONLY	10- 16	246	6-4	296	343	297	297	31	31	
DIV. I NON-CONF.	3- 7	252	0	223	307	276	276	32	32	
TOTALS	RPI 1-25	RPI 26-50	W-L RECORDS	RPI 51-100	RPI 101-150	RPI 150+				
10- 16	0- 0	0- 0	OVERALL	0- 2	0- 1	10- 13				
7- 5	0- 0	0- 0	HOME	0- 2	0- 0	7- 3				
2- 11	0- 0	0- 0	AWAY	0- 0	0- 1	2- 10				
1- 0	0- 0	0- 0	NEUTRAL	0- 0	0- 0	1- 0				
3- 7	0- 0	0- 0	NON-CONFERENCE	0- 2	0- 1	3- 4				
2- 2	0- 0	0- 0	HOME	0- 2	0- 0	2- 0				
1- 5	0- 0	0- 0	AWAY	0- 0	0- 1	1- 4				
0- 0	0- 0	0- 0	NEUTRAL	0- 0	0- 0	0- 0				
7- 9	0- 0	0- 0	CONFERENCE	0- 0	0- 0	7- 9				
5- 3	0- 0	0- 0	HOME	0- 0	0- 0	5- 3				
1- 6	0- 0	0- 0	AWAY	0- 0	0- 0	1- 6				
1- 0	0- 0	0- 0	NEUTRAL	0- 0	0- 0	1- 0				

RPI 1-25			RPI 26-50			RPI 51-100			RPI 101+			Team's RPI: 297
RPI	S	Opponent	Score	RPI	S	Opponent	Score	RPI	S	Opponent	Score	
						57 H Montana St.	65 73	140 A Washington		46 78		
						99 H Idaho	84 90	164 A Northern Ariz.		80 88		
								170 A Idaho St.		48 73		
								204 A UMKC		65 68		
								204 H UMKC		65 76		
								234 A Cal St. Fullerton		63 81		
								239 A CSU Bakersfield		43 55		
								239 H CSU Bakersfield		63 57		
								246 A Grand Canyon		60 63		
								246 H Grand Canyon		48 56		
								279 A Utah St.		63 70		
								283 H Long Beach St.		66 54		
								284 A California Baptist		83 49		
								284 H California Baptist		79 90		
								292 A Cal Poly		72 49		
								302 A Utah Valley		58 70		
								302 H Utah Valley		82 80		
								302 N Utah Valley		61 48		
								305 A UTRGV		81 85		
								305 H UTRGV		78 70		
								309 H Sacramento St.		88 84		
								311 A New Mexico St.		65 83		
								311 H New Mexico St.		67 57		
								349 H Chicago St.		80 51		
LAST 10 Division I												
						302 N Utah Valley	61 48	305 H UTRGV		78 70		
						204 A UMKC	65 68	311 H New Mexico St.		67 57		
						284 H California Baptist	79 90	302 H Utah Valley		82 80		
						239 A CSU Bakersfield	43 55	284 A California Baptist		83 49		
						246 A Grand Canyon	60 63	239 H CSU Bakersfield		63 57		

Non-Div I Games: Warner Pacific 89 47 Saint Martin's 91 81 Central Wash. 75 65

Seattle U

Loss, Non-Conf, S Site, H Home A Away N Neutral

Average RPI Win:	216	WON-LOST	WINNING	LAST 10	STRENGTH OF	OPP. STRENGTH	TEAM	ADJ.	CONF.	ADJ CONF.
Average RPI Loss:	149	RECORD	PCT. RANK	GAMES	SCHEDULE	OF SCHEDULE	RPI	RPI	RPI	RPI
DIV. I ONLY	6- 25	321	0-10	159	133	298	298	11	11	
DIV. I NON-CONF.	3- 9	279	0	217	255	284	284	11	11	
TOTALS	RPI 1-25	RPI 26-50	W-L RECORDS	RPI 51-100	RPI 101-150	RPI 150+				
6- 25	0- 3	0- 0	OVERALL	0- 4	0- 6	6- 12				
3- 11	0- 1	0- 0	HOME	0- 2	0- 3	3- 5				
3- 11	0- 2	0- 0	AWAY	0- 1	0- 3	3- 5				
0- 3	0- 0	0- 0	NEUTRAL	0- 1	0- 0	0- 2				
3- 9	0- 1	0- 0	NON-CONFERENCE	0- 2	0- 0	3- 6				
1- 4	0- 0	0- 0	HOME	0- 1	0- 0	1- 3				
2- 3	0- 1	0- 0	AWAY	0- 0	0- 0	2- 2				
0- 2	0- 0	0- 0	NEUTRAL	0- 1	0- 0	0- 1				
3- 16	0- 2	0- 0	CONFERENCE	0- 2	0- 6	3- 6				
2- 7	0- 1	0- 0	HOME	0- 1	0- 3	2- 2				
1- 8	0- 1	0- 0	AWAY	0- 1	0- 3	1- 3				
0- 1	0- 0	0- 0	NEUTRAL	0- 0	0- 0	0- 1				

RPI 1-25				RPI 26-50				RPI 51-100				RPI 101+ Team's RPI: 298			
RPI	S	Opponent	Score	RPI	S	Opponent	Score	RPI	S	Opponent	Score	RPI	S	Opponent	Score
12	A	Gonzaga	52 78					52	H	Yale	65 81	103	A	Portland	49 74
12	H	Gonzaga	47 75					76	N	Ball St.	72 77	103	H	Portland	78 89
13	A	UCLA	52 74					94	A	BYU	42 57	111	A	San Diego	50 54
								94	H	BYU	44 59	111	H	San Diego	59 67
												134	A	Pacific	67 76
												134	H	Pacific	70 87
												178	A	Pepperdine	84 77
												178	H	Pepperdine	66 77
												187	N	Providence	45 48
												193	A	Santa Clara	60 76
												193	H	Santa Clara	75 59
												199	H	Hawaii	65 51
												201	A	Saint Mary's (CA)	70 86
												201	H	Saint Mary's (CA)	61 70
												201	N	Saint Mary's (CA)	63 72
												215	A	San Francisco	68 70
												215	H	San Francisco	76 69
												230	A	New Mexico	73 72
												234	H	Cal St. Fullerton	74 79
												256	H	Georgetown	53 64
												258	A	Tulsa	56 75
												266	A	UC Irvine	65 80
												280	H	CSUN	54 56
												283	A	Long Beach St.	70 57
LAST 10 Division I															
201	N	Saint Mary's (CA)	63 72	178	H	Pepperdine	66 77								
94	A	BYU	42 57	215	A	San Francisco	68 70								
111	A	San Diego	50 54	193	A	Santa Clara	60 76								
103	H	Portland	78 89	134	H	Pacific	70 87								
12	H	Gonzaga	47 75	201	H	Saint Mary's (CA)	61 70								

Non-Div I Games: Cal St. San B'dino 94 46

LMU (CA)

Loss, Non-Conf, S Site, H Home A Away N Neutral



# St. Bonaventure

Through Games Of March 11, 2020

Average RPI Win:	212	WON-LOST	WINNING	LAST 10	STRENGTH OF	OPP. STRENGTH	TEAM	ADJ.	CONF.	ADJ CONF.
Average RPI Loss:	145	RECORD	PCT. RANK	GAMES	SCHEDULE	OF SCHEDULE	RPI	RPI	RPI	RPI
DIV. I ONLY	7- 23	310	2-8	132	169	299	299	12	12	
DIV. I NON-CONF.	3- 10	282	0	159	287	298	298	12	12	
TOTALS	RPI 1-25	RPI 26-50	W-L RECORDS	RPI 51-100	RPI 101-150	RPI 150+				
7- 23	0- 0	0- 2	OVERALL	0- 5	2- 7	5- 9				
6- 9	0- 0	0- 0	HOME	0- 1	2- 4	4- 4				
0- 13	0- 0	0- 2	AWAY	0- 4	0- 3	0- 4				
1- 1	0- 0	0- 0	NEUTRAL	0- 0	0- 0	1- 1				
3- 10	0- 0	0- 1	NON-CONFERENCE	0- 2	0- 1	3- 6				
2- 5	0- 0	0- 0	HOME	0- 1	0- 1	2- 3				
0- 4	0- 0	0- 1	AWAY	0- 1	0- 0	0- 2				
1- 1	0- 0	0- 0	NEUTRAL	0- 0	0- 0	1- 1				
4- 13	0- 0	0- 1	CONFERENCE	0- 3	2- 6	2- 3				
4- 4	0- 0	0- 0	HOME	0- 0	2- 3	2- 1				
0- 9	0- 0	0- 1	AWAY	0- 3	0- 3	0- 2				
0- 0	0- 0	0- 0	NEUTRAL	0- 0	0- 0	0- 0				

RPI S	Opponent	Score	RPI S	Opponent	Score	RPI S	Opponent	Score	RPI S	Opponent	Score	Team's RPI: 299
41	A Dayton	51 78	49	A Bucknell	60 68	58	H St. John's (NY)	56 68	117	H Buffalo	36 46	
						86	A Saint Louis	51 72	124	A Richmond	59 63	
						87	A Fordham	53 79	124	H Richmond	58 72	
						89	A VCU	47 56	131	A Duquesne	39 58	
						96	A Kent St.	58 81	131	H Duquesne	57 80	
									139	H Davidson	68 56	
									142	H George Washington	59 55	
									149	A Massachusetts	54 72	
									149	H Massachusetts	52 62	
									156	A Binghamton	67 78	
									172	N Wright St.	57 56	
									184	H Akron	54 63	
									190	H Cleveland St.	62 65	
									190	H Cornell	42 70	
									194	A La Salle	61 67	
									201	N Saint Mary's (CA)	57 72	
									210	A Rhode Island	67 69	
									210	H Rhode Island	64 59	
									237	H Saint Joseph's	60 61	
									252	H George Mason	62 47	
									282	H Niagara	71 67	
									289	H Oakland	80 66	
									340	A Canisius	82 84	
LAST 10 Division I												
149	A Massachusetts	54 72	89	A VCU	47 56							
131	H Duquesne	57 80	139	H Davidson	68 56							
41	A Dayton	51 78	142	H George Washington	59 55							
124	H Richmond	58 72	124	A Richmond	59 63							
210	A Rhode Island	67 69	131	A Duquesne	39 58							

Non-Div I Games:

St. Bonaventure

Loss, Non-Conf, S Site, H Home A Away N Neutral

Average RPI Win:	269	WON-LOST	WINNING	LAST 10	STRENGTH OF	OPP. STRENGTH	TEAM	ADJ.	CONF.	ADJ CONF.
Average RPI Loss:	196	RECORD	PCT. RANK	GAMES	SCHEDULE	OF SCHEDULE	RPI	RPI	RPI	RPI
DIV. I ONLY	9- 18	273	4-6	268	324	300	300	26	26	
DIV. I NON-CONF.	3- 7	252	0	239	330	285	285	27	27	
TOTALS	RPI 1-25	RPI 26-50	W-L RECORDS	RPI 51-100	RPI 101-150	RPI 150+				
9- 18	0- 0	0- 0	OVERALL	0- 3	0- 1	9- 14				
6- 5	0- 0	0- 0	HOME	0- 1	0- 0	6- 4				
3- 11	0- 0	0- 0	AWAY	0- 2	0- 1	3- 8				
0- 2	0- 0	0- 0	NEUTRAL	0- 0	0- 0	0- 2				
3- 7	0- 0	0- 0	NON-CONFERENCE	0- 1	0- 1	3- 5				
2- 1	0- 0	0- 0	HOME	0- 0	0- 0	2- 1				
1- 4	0- 0	0- 0	AWAY	0- 1	0- 1	1- 2				
0- 2	0- 0	0- 0	NEUTRAL	0- 0	0- 0	0- 2				
6- 11	0- 0	0- 0	CONFERENCE	0- 2	0- 0	6- 9				
4- 4	0- 0	0- 0	HOME	0- 1	0- 0	4- 3				
2- 7	0- 0	0- 0	AWAY	0- 1	0- 0	2- 6				
0- 0	0- 0	0- 0	NEUTRAL	0- 0	0- 0	0- 0				

RPI 1-25			RPI 26-50			RPI 51-100			RPI 101+			Team's RPI: 300
RPI	S	Opponent	Score	RPI	S	Opponent	Score	RPI	S	Opponent	Score	
						73 A Stony Brook	45 57	104 A William & Mary	48 76			
						73 H Stony Brook	49 66	154 A Mt. St. Mary's	61 71			
						100 A Syracuse	48 82	156 A Binghamton	58 66			
								156 H Binghamton	43 61			
								161 A Maine	74 54			
								161 H Maine	54 66			
								169 A Lafayette	65 58			
								194 N La Salle	58 74			
								213 A UMass Lowell	64 75			
								213 A UMass Lowell	58 66			
								213 H UMass Lowell	65 52			
								221 N Kennesaw St.	44 59			
								229 H Morgan St.	65 63			
								263 H Howard	61 72			
								265 A New Hampshire	51 56			
								265 H New Hampshire	63 72			
								303 A Wagner	60 67			
								308 A Vermont	58 60			
								308 H Vermont	54 47			
								314 A Albany (NY)	51 56			
								314 H Albany (NY)	54 44			
								337 H Coppin St.	71 48			
								345 A Hartford	56 47			
								345 H Hartford	61 54			
LAST 10 Division I												
						213 A UMass Lowell	58 66	265 A New Hampshire	51 56			
						161 H Maine	54 66	213 H UMass Lowell	65 52			
						156 A Binghamton	58 66	345 A Hartford	56 47			
						308 H Vermont	54 47	73 H Stony Brook	49 66			
						314 H Albany (NY)	54 44	314 A Albany (NY)	51 56			

Non-Div I Games: Gettysburg 92 50

UMBC

■ Loss, 
 ■ Non-Conf, 
 ■ S Site, 
 ■ H Home 
 ■ A Away 
 N Neutral

Average RPI Win:	290	WON-LOST	WINNING	LAST 10	STRENGTH OF	OPP. STRENGTH	TEAM	ADJ.	CONF.	ADJ CONF.
Average RPI Loss:	104	RECORD	PCT. RANK	GAMES	SCHEDULE	OF SCHEDULE	RPI	RPI	RPI	RPI
DIV. I ONLY	7- 23	310	0-10	145	87	301	301	4	4	
DIV. I NON-CONF.	7- 6	161	0	308	349	291	291	5	5	
TOTALS	RPI 1-25	RPI 26-50	W-L RECORDS	RPI 51-100	RPI 101-150	RPI 150+				
7- 23	0- 5	0- 2	OVERALL	0- 5	1- 4	6- 7				
6- 11	0- 3	0- 1	HOME	0- 4	1- 0	5- 3				
0- 10	0- 2	0- 1	AWAY	0- 1	0- 4	0- 2				
1- 2	0- 0	0- 0	NEUTRAL	0- 0	0- 0	1- 2				
7- 6	0- 0	0- 0	NON-CONFERENCE	0- 1	1- 1	6- 4				
6- 3	0- 0	0- 0	HOME	0- 1	1- 0	5- 2				
0- 2	0- 0	0- 0	AWAY	0- 0	0- 1	0- 1				
1- 1	0- 0	0- 0	NEUTRAL	0- 0	0- 0	1- 1				
0- 17	0- 5	0- 2	CONFERENCE	0- 4	0- 3	0- 3				
0- 8	0- 3	0- 1	HOME	0- 3	0- 0	0- 1				
0- 8	0- 2	0- 1	AWAY	0- 1	0- 3	0- 1				
0- 1	0- 0	0- 0	NEUTRAL	0- 0	0- 0	0- 1				

RPI 1-25				RPI 26-50				RPI 51-100				RPI 101+ Team's RPI: 301			
RPI	S	Opponent	Score	RPI	S	Opponent	Score	RPI	S	Opponent	Score	RPI	S	Opponent	Score
1	H	South Carolina	32 87	30	H	Arkansas	64 108	64	H	Georgia	51 58	114	A	Auburn	43 59
10	A	Mississippi St.	39 80	35	A	LSU	44 52	66	A	Tennessee	66 77	127	A	Vanderbilt	47 63
10	H	Mississippi St.	59 84					66	H	Tennessee	28 84	135	A	Texas Tech	48 84
21	A	Texas A&M	35 79					72	H	Alabama	56 57	138	A	Florida	72 74
24	H	Kentucky	52 94					88	H	Southeast Mo. St.	53 70	145	H	Sam Houston St.	75 69
												173	H	New Orleans	64 69
												177	A	Missouri	67 82
												177	H	Missouri	57 71
												177	N	Missouri	53 64
												188	H	Louisiana	42 53
												212	A	Southern Miss.	53 59
												248	H	Louisiana Tech	76 53
												287	N	Pittsburgh	50 58
												290	H	Ga. Southern	69 66
												323	N	Alcorn	73 55
												325	H	Alabama St.	93 66
												348	H	La.-Monroe	66 42
												351	H	Mississippi Val.	72 53
LAST 10 Division I															
177	N	Missouri	53 64	30	H	Arkansas	64 108								
10	H	Mississippi St.	59 84	138	A	Florida	72 74								
66	A	Tennessee	66 77	127	A	Vanderbilt	47 63								
177	A	Missouri	67 82	72	H	Alabama	56 57								
24	H	Kentucky	52 94	1	H	South Carolina	32 87								

Non-Div I Games:

Ole Miss

■ Loss, 
 ■ Non-Conf, 
 ■ S Site, 
 ■ H Home 
 ■ A Away 
 N Neutral

## Utah Valley

Through Games Of March 11, 2020

Average RPI Win:	282	WON-LOST	WINNING	LAST 10	STRENGTH OF	OPP. STRENGTH	TEAM	ADJ.	CONF.	ADJ CONF.
Average RPI Loss:	231	RECORD	PCT. RANK	GAMES	SCHEDULE	OF SCHEDULE	RPI	RPI	RPI	RPI
DIV. I ONLY	10- 16	246	4-6	307	339	302	302	31	31	
DIV. I NON-CONF.	1- 9	326	0	273	290	341	341	32	32	
TOTALS	RPI 1-25	RPI 26-50	W-L RECORDS	RPI 51-100	RPI 101-150	RPI 150+				
10- 16	0- 0	0- 0	OVERALL	0- 2	0- 0	10- 14				
6- 7	0- 0	0- 0	HOME	0- 0	0- 0	6- 7				
4- 8	0- 0	0- 0	AWAY	0- 2	0- 0	4- 6				
0- 1	0- 0	0- 0	NEUTRAL	0- 0	0- 0	0- 1				
1- 9	0- 0	0- 0	NON-CONFERENCE	0- 2	0- 0	1- 7				
1- 4	0- 0	0- 0	HOME	0- 0	0- 0	1- 4				
0- 5	0- 0	0- 0	AWAY	0- 2	0- 0	0- 3				
0- 0	0- 0	0- 0	NEUTRAL	0- 0	0- 0	0- 0				
9- 7	0- 0	0- 0	CONFERENCE	0- 0	0- 0	9- 7				
5- 3	0- 0	0- 0	HOME	0- 0	0- 0	5- 3				
4- 3	0- 0	0- 0	AWAY	0- 0	0- 0	4- 3				
0- 1	0- 0	0- 0	NEUTRAL	0- 0	0- 0	0- 1				

RPI 1-25			RPI 26-50			RPI 51-100			RPI 101+ Team's RPI: 302		
RPI	S	Opponent	Score	RPI	S	Opponent	Score	RPI	S	Opponent	Score
								83	A	Boise St.	69 77
								94	A	BYU	57 71
								162	H	Montana	52 63
								170	H	Idaho St.	61 88
								189	H	Southern Utah	58 71
								204	A	UMKC	53 61
								204	H	UMKC	62 41
								236	H	Nevada	57 60
								239	A	CSU Bakersfield	63 56
								239	H	CSU Bakersfield	53 55
								245	A	UC Santa Barbara	51 59
								246	A	Grand Canyon	64 54
								246	H	Grand Canyon	59 66
								279	H	Utah St.	57 49
								284	A	California Baptist	67 80
								284	H	California Baptist	74 57
								297	A	Seattle U	80 82
								297	H	Seattle U	70 58
								297	N	Seattle U	48 61
								305	A	UTRGV	76 67
								305	H	UTRGV	61 54
								311	A	New Mexico St.	58 54
								311	H	New Mexico St.	58 65
								312	A	UC Riverside	53 67
								327	A	Weber St.	46 72
								349	H	Chicago St.	89 58
LAST 10 Division I											
								297	N	Seattle U	48 61
								311	H	New Mexico St.	58 65
								305	H	UTRGV	61 54
								297	A	Seattle U	80 82
								284	A	California Baptist	67 80
								246	H	Grand Canyon	59 66
								204	A	UMKC	53 61
								284	H	California Baptist	74 57
								239	A	CSU Bakersfield	63 56

Non-Div I Games: Antelope Valley 77 61 Ottawa (AZ) 99 50

Utah Valley

Loss, Non-Conf, S Site, H Home A Away N Neutral

Wagner				Through Games Of March 11, 2020						
Average RPI Win:	319	WON-LOST	WINNING	LAST 10	STRENGTH OF	OPP. STRENGTH	TEAM	ADJ.	CONF.	ADJ CONF.
Average RPI Loss:	185	RECORD	PCT. RANK	GAMES	SCHEDULE	OF SCHEDULE	RPI	RPI	RPI	RPI
DIV. I ONLY	9- 20	284	3-7	234	341	303	303	30	30	
DIV. I NON-CONF.	3- 7	252	0	59	286	216	216	30	30	
<hr/>										
TOTALS	RPI 1-25	RPI 26-50		W-L RECORDS	RPI 51-100	RPI 101-150		RPI 150+		
9- 20	0- 1	0- 0		OVERALL	0- 3	0- 5		9- 11		
7- 6	0- 0	0- 0		HOME	0- 1	0- 1		7- 4		
2- 14	0- 1	0- 0		AWAY	0- 2	0- 4		2- 7		
0- 0	0- 0	0- 0		NEUTRAL	0- 0	0- 0		0- 0		
3- 7	0- 1	0- 0		NON-CONFERENCE	0- 3	0- 2		3- 1		
3- 1	0- 0	0- 0		HOME	0- 1	0- 0		3- 0		
0- 6	0- 1	0- 0		AWAY	0- 2	0- 2		0- 1		
0- 0	0- 0	0- 0		NEUTRAL	0- 0	0- 0		0- 0		
6- 13	0- 0	0- 0		CONFERENCE	0- 0	0- 3		6- 10		
4- 5	0- 0	0- 0		HOME	0- 0	0- 1		4- 4		
2- 8	0- 0	0- 0		AWAY	0- 0	0- 2		2- 6		
0- 0	0- 0	0- 0		NEUTRAL	0- 0	0- 0		0- 0		

RPI 1-25				RPI 26-50				RPI 51-100				RPI 101+ Team's RPI: 303			
RPI	S	Opponent	Score	RPI	S	Opponent	Score	RPI	S	Opponent	Score	RPI	S	Opponent	Score
3	A	Maryland	56 119					52	A	Yale	68 87	101	A	Butler	58 74
								73	H	Stony Brook	45 66	110	A	Robert Morris	61 65
								93	A	Rider	63 77	110	A	Robert Morris	47 51
												110	H	Robert Morris	35 77
												126	A	Colgate	58 74
												154	A	Mt. St. Mary's	63 78
												154	H	Mt. St. Mary's	52 67
												178	A	Merrimack	44 55
												259	A	Youngstown St.	42 64
												276	A	Saint Francis (PA)	50 51
												276	H	Saint Francis (PA)	55 50
												285	H	Sacred Heart	65 79
												300	H	UMBC	67 60
												304	A	Fairleigh Dickinson	53 57
												304	H	Fairleigh Dickinson	61 62
												319	A	St. Francis Brooklyn	74 53
												319	H	St. Francis Brooklyn	74 66
												322	H	Saint Peter's	90 89
												324	A	Bryant	58 45
												324	H	Bryant	53 65
												331	H	NJIT	61 59
												333	A	LIU Brooklyn	52 66
												333	H	LIU Brooklyn	63 61
												346	A	Central Conn. St.	63 66
												346	H	Central Conn. St.	63 56
LAST 10 Division I															
110	A	Robert Morris	61 65	346	H	Central Conn. St.	63 56								
324	H	Bryant	53 65	154	H	Mt. St. Mary's	52 67								
304	A	Fairleigh Dickinson	53 57	178	A	Merrimack	44 55								
333	A	LIU Brooklyn	52 66	110	H	Robert Morris	35 77								
319	A	St. Francis Brooklyn	74 53	276	H	Saint Francis (PA)	55 50								

Non-Div I Games: Staten Island 81 57

Wagner

Loss, Non-Conf, S Site, H Home A Away N Neutral

Average RPI Win: 301		WON-LOST	WINNING	LAST 10	STRENGTH OF	OPP. STRENGTH	TEAM	ADJ.	CONF.	ADJ CONF.
Average RPI Loss: 224		RECORD	PCT. RANK	GAMES	SCHEDULE	OF SCHEDULE	RPI	RPI	RPI	RPI
DIV. I ONLY		13- 17	212	6-4	346	346	304	304	30	30
DIV. I NON-CONF.		3- 8	268	0	331	331	328	328	30	30
TOTALS		RPI 1-25	RPI 26-50	W-L RECORDS	RPI 51-100	RPI 101-150	RPI 150+			
13- 17	0- 0		0- 0	OVERALL	0- 0	0- 2	13- 15			
7- 8	0- 0		0- 0	HOME	0- 0	0- 1	7- 7			
6- 9	0- 0		0- 0	AWAY	0- 0	0- 1	6- 8			
0- 0	0- 0		0- 0	NEUTRAL	0- 0	0- 0	0- 0			
3- 8	0- 0		0- 0	NON-CONFERENCE	0- 0	0- 0	3- 8			
1- 4	0- 0		0- 0	HOME	0- 0	0- 0	1- 4			
2- 4	0- 0		0- 0	AWAY	0- 0	0- 0	2- 4			
0- 0	0- 0		0- 0	NEUTRAL	0- 0	0- 0	0- 0			
10- 9	0- 0		0- 0	CONFERENCE	0- 0	0- 2	10- 7			
6- 4	0- 0		0- 0	HOME	0- 0	0- 1	6- 3			
4- 5	0- 0		0- 0	AWAY	0- 0	0- 1	4- 4			
0- 0	0- 0		0- 0	NEUTRAL	0- 0	0- 0	0- 0			

[illegible]

Non-Div I Games:

Fairleigh Dickinson

Loss, Non-Conf, S Site, H Home A Away N Neutral

F  
a  
i  
r  
l  
e  
i  
g  
h  
D  
i  
c  
k  
i  
n  
s  
o  
n

RPI	S	Opponent	Score
333	A	LIU Brooklyn	63 68
333	H	LIU Brooklyn	64 50
346	A	Central Conn. St.	63 55
346	H	Central Conn. St.	66 47

Fairleigh Dickinson

F  
a  
i  
r  
l  
e  
i  
g  
h  
D  
i  
c  
k  
i  
n  
s  
o  
n

Average RPI Win: <b>293</b>	WON-LOST	WINNING	LAST 10	STRENGTH OF	OPP. STRENGTH	TEAM	ADJ.	CONF.	ADJ CONF.
Average RPI Loss: <b>204</b>	RECORD	PCT. RANK	GAMES	SCHEDULE	OF SCHEDULE	RPI	RPI	RPI	RPI
DIV. I ONLY	9- 17	271	5-5	287	328	305	305	31	31
DIV. I NON-CONF.	1- 8	322	0	123	156	306	306	32	32
TOTALS	RPI 1-25	RPI 26-50	W-L RECORDS	RPI 51-100	RPI 101-150	RPI 150+			
9- 17	0- 0	0- 1	OVERALL	0- 4	0- 1	9- 11			
7- 4	0- 0	0- 0	HOME	0- 1	0- 1	7- 2			
2- 10	0- 0	0- 1	AWAY	0- 3	0- 0	2- 6			
0- 3	0- 0	0- 0	NEUTRAL	0- 0	0- 0	0- 3			
1- 8	0- 0	0- 1	NON-CONFERENCE	0- 4	0- 1	1- 2			
1- 2	0- 0	0- 0	HOME	0- 1	0- 1	1- 0			
0- 4	0- 0	0- 1	AWAY	0- 3	0- 0	0- 0			
0- 2	0- 0	0- 0	NEUTRAL	0- 0	0- 0	0- 2			
8- 9	0- 0	0- 0	CONFERENCE	0- 0	0- 0	8- 9			
6- 2	0- 0	0- 0	HOME	0- 0	0- 0	6- 2			
2- 6	0- 0	0- 0	AWAY	0- 0	0- 0	2- 6			
0- 1	0- 0	0- 0	NEUTRAL	0- 0	0- 0	0- 1			

RPI S	Opponent	Score	RPI S	Opponent	Score	RPI S	Opponent	Score	RPI S	Opponent	Score	Team's RPI: 305
43	A Texas	69 85	77	A Kansas St.	66 79	136	H Texas Southern	44 71	204	A UMKC	56 60	
			78	A A&M-Corpus Christi	50 61	204	H UMKC	58 72	236	N Nevada	57 62	
			78	H A&M-Corpus Christi	54 59	239	A CSU Bakersfield	66 52	239	H CSU Bakersfield	74 65	
			81	A Southern California	43 80	246	A Grand Canyon	60 62	246	H Grand Canyon	66 47	
						283	N Long Beach St.	65 69	284	A California Baptist	70 73	
						284	H California Baptist	87 68	297	A Seattle U	70 78	
						297	H Seattle U	85 81	302	A Utah Valley	54 61	
						302	H Utah Valley	67 76	311	A New Mexico St.	75 76	
						311	H New Mexico St.	74 63	311	N New Mexico St.	61 73	
						321	H UTSA	75 64	349	A Chicago St.	87 67	
						349	H Chicago St.	77 68				
LAST 10 Division I												
311	N New Mexico St.	61 73	297	A Seattle U	70 78							
284	A California Baptist	70 73	302	A Utah Valley	54 61							
246	H Grand Canyon	66 47	349	H Chicago St.	77 68							
239	H CSU Bakersfield	74 65	204	H UMKC	58 72							
311	H New Mexico St.	74 63	239	A CSU Bakersfield	66 52							

Non-Div I Games: Tex. A&M-Kingsville 66 45 Tex. A&M Int'l 72 56 Texas Lutheran 98 46 Minot St. 75 56

UTRGV

Loss, Non-Conf, S Site, H Home A Away N Neutral



Average RPI Win:	285	WON-LOST	WINNING	LAST 10	STRENGTH OF	OPP. STRENGTH	TEAM	ADJ.	CONF.	ADJ CONF.
Average RPI Loss:	180	RECORD	PCT. RANK	GAMES	SCHEDULE	OF SCHEDULE	RPI	RPI	RPI	RPI
DIV. I ONLY	9- 19	279	5-5	301	326	306	306	32	32	
DIV. I NON-CONF.	0- 9	338	0	71	13	295	295	31	31	
TOTALS	RPI 1-25	RPI 26-50	W-L RECORDS	RPI 51-100	RPI 101-150	RPI 150+				
9- 19	0- 1	0- 1	OVERALL	0- 3	1- 4	8- 10				
6- 4	0- 0	0- 0	HOME	0- 0	1- 1	5- 3				
3- 13	0- 1	0- 1	AWAY	0- 2	0- 3	3- 6				
0- 2	0- 0	0- 0	NEUTRAL	0- 1	0- 0	0- 1				
0- 9	0- 1	0- 1	NON-CONFERENCE	0- 3	0- 3	0- 1				
0- 1	0- 0	0- 0	HOME	0- 0	0- 1	0- 0				
0- 6	0- 1	0- 1	AWAY	0- 2	0- 2	0- 0				
0- 2	0- 0	0- 0	NEUTRAL	0- 1	0- 0	0- 1				
9- 10	0- 0	0- 0	CONFERENCE	0- 0	1- 1	8- 9				
6- 3	0- 0	0- 0	HOME	0- 0	1- 0	5- 3				
3- 7	0- 0	0- 0	AWAY	0- 0	0- 1	3- 6				
0- 0	0- 0	0- 0	NEUTRAL	0- 0	0- 0	0- 0				

RPI 1-25				RPI 26-50				RPI 51-100				RPI 101+				Team's RPI: 306
RPI	S	Opponent	Score	RPI	S	Opponent	Score	RPI	S	Opponent	Score	RPI	S	Opponent	Score	
21	A	Texas A&M	38 80	29	A	Arizona	48 83	53	A	Rice	55 77	135	A	Texas Tech	48 82	
								78	N	A&M-Corpus Christi	52 64	136	A	Texas Southern	65 88	
								92	A	Oklahoma	48 94	136	H	Texas Southern	50 47	
												138	H	Florida	44 51	
												150	A	Wisconsin	42 68	
												157	A	Jackson St.	49 53	
												157	H	Jackson St.	62 52	
												225	A	Southern U.	55 59	
												225	A	Southern U.	51 63	
												225	H	Southern U.	48 68	
												231	N	Miami (OH)	52 65	
												232	A	Alabama A&M	44 54	
												232	H	Alabama A&M	60 53	
												323	A	Alcorn	39 77	
												323	H	Alcorn	63 68	
												325	A	Alabama St.	62 59	
												325	H	Alabama St.	52 61	
												328	A	Ark.-Pine Bluff	54 69	
												328	H	Ark.-Pine Bluff	61 51	
												344	A	Grambling	67 54	
												344	H	Grambling	65 58	
												351	A	Mississippi Val.	89 72	
												351	H	Mississippi Val.	81 47	
LAST 10 Division I																
225	A	Southern U.	55 59	351	A	Mississippi Val.	89 72									
225	A	Southern U.	51 63	328	A	Ark.-Pine Bluff	54 69									
323	A	Alcorn	39 77	157	H	Jackson St.	62 52									
232	H	Alabama A&M	60 53	344	H	Grambling	65 58									
325	H	Alabama St.	52 61	136	H	Texas Southern	50 47									

Non-Div I Games:      Huston-Tillotson    79    60                      Wiley                      75    42                      Tex. A&M-Kingsville    85    55

UMES				Through Games Of March 11, 2020						
Average RPI Win:	253	WON-LOST	WINNING	LAST 10	STRENGTH OF	OPP. STRENGTH	TEAM	ADJ.	CONF.	ADJ CONF.
Average RPI Loss:	194	RECORD	PCT. RANK	GAMES	SCHEDULE	OF SCHEDULE	RPI	RPI	RPI	RPI
DIV. I ONLY		8- 21	299	5-5	244	312	307	307	29	29
DIV. I NON-CONF.		1- 10	329	0	97	134	299	299	29	29
-----										
TOTALS	RPI 1-25	RPI 26-50		W-L RECORDS		RPI 51-100	RPI 101-150		RPI 150+	
8- 21	0- 0	0- 2		OVERALL		0- 2	1- 4		7- 13	
4- 8	0- 0	0- 0		HOME		0- 0	0- 2		4- 6	
2- 13	0- 0	0- 2		AWAY		0- 2	0- 2		2- 7	
2- 0	0- 0	0- 0		NEUTRAL		0- 0	1- 0		1- 0	
1- 10	0- 0	0- 2		NON-CONFERENCE		0- 2	0- 3		1- 3	
1- 3	0- 0	0- 0		HOME		0- 0	0- 1		1- 2	
0- 7	0- 0	0- 2		AWAY		0- 2	0- 2		0- 1	
0- 0	0- 0	0- 0		NEUTRAL		0- 0	0- 0		0- 0	
7- 11	0- 0	0- 0		CONFERENCE		0- 0	1- 1		6- 10	
3- 5	0- 0	0- 0		HOME		0- 0	0- 1		3- 4	
2- 6	0- 0	0- 0		AWAY		0- 0	0- 0		2- 6	
2- 0	0- 0	0- 0		NEUTRAL		0- 0	1- 0		1- 0	

RPI 1-25				RPI 26-50				RPI 51-100				RPI 101+				Team's RPI: 307
RPI	S	Opponent	Score	RPI	S	Opponent	Score	RPI	S	Opponent	Score	RPI	S	Opponent	Score	
				33	A	Old Dominion	39 48	60	A	Charlotte	44 64	104	A	William & Mary	50 78	
				38	A	Virginia Tech	43 86	100	A	Syracuse	50 65	124	H	Richmond	52 64	
												130	H	Bethune-Cookman	53 62	
												130	N	Bethune-Cookman	61 55	
												141	A	UNC Greensboro	48 86	
												153	A	Norfolk St.	45 68	
												154	H	Mt. St. Mary's	78 76	
												163	A	N.C. A&T	57 72	
												163	H	N.C. A&T	31 67	
												229	A	Morgan St.	71 61	
												229	H	Morgan St.	44 55	
												242	A	East Carolina	42 57	
												256	H	Georgetown	39 57	
												263	A	Howard	71 70	
												263	H	Howard	58 79	
												274	A	Delaware St.	58 72	
												274	H	Delaware St.	68 53	
												277	H	Longwood	62 71	
												296	A	N.C. Central	70 78	
												296	H	N.C. Central	65 63	
												336	H	Florida A&M	71 81	
												337	A	Coppin St.	63 66	
												337	H	Coppin St.	61 46	
												337	N	Coppin St.	62 50	
												350	A	South Carolina St.	55 60	
LAST 10 Division I																
				130	N	Bethune-Cookman	61 55	163	A	N.C. A&T	57 72					
				337	N	Coppin St.	62 50	296	A	N.C. Central	70 78					
				337	H	Coppin St.	61 46	336	H	Florida A&M	71 81					
				263	A	Howard	71 70	130	H	Bethune-Cookman	53 62					
				274	H	Delaware St.	68 53	337	A	Coppin St.	63 66					

Non-Div I Games: Greensboro 65 48 Wesley 75 29

UMES

Loss, Non-Conf, S Site, H Home A Away N Neutral

Average RPI Win: 307		WON-LOST	WINNING	LAST 10	STRENGTH OF	OPP. STRENGTH	TEAM	ADJ.	CONF.	ADJ CONF.
Average RPI Loss: 184		RECORD	PCT. RANK	GAMES	SCHEDULE	OF SCHEDULE	RPI	RPI	RPI	RPI
DIV. I ONLY		11- 18	250	3-7	335	299	308	308	26	26
DIV. I NON-CONF.		5- 7	205	0	329	322	307	307	27	27
TOTALS		RPI 1-25	RPI 26-50		W-L RECORDS		RPI 51-100	RPI 101-150	RPI 150+	
11- 18	0- 0	0- 0		OVERALL		0- 3	0- 1		11- 14	
8- 6	0- 0	0- 0		HOME		0- 1	0- 1		8- 4	
3- 12	0- 0	0- 0		AWAY		0- 2	0- 0		3- 10	
0- 0	0- 0	0- 0		NEUTRAL		0- 0	0- 0		0- 0	
5- 7	0- 0	0- 0		NON-CONFERENCE		0- 1	0- 1		5- 5	
4- 2	0- 0	0- 0		HOME		0- 0	0- 1		4- 1	
1- 5	0- 0	0- 0		AWAY		0- 1	0- 0		1- 4	
0- 0	0- 0	0- 0		NEUTRAL		0- 0	0- 0		0- 0	
6- 11	0- 0	0- 0		CONFERENCE		0- 2	0- 0		6- 9	
4- 4	0- 0	0- 0		HOME		0- 1	0- 0		4- 3	
2- 7	0- 0	0- 0		AWAY		0- 1	0- 0		2- 6	
0- 0	0- 0	0- 0		NEUTRAL		0- 0	0- 0		0- 0	

[illegible]

Non-Div I Games:       Norwich

86 40

Vermont

Loss, Non-Conf, S Site, H Home A Away N Neutral

## Sacramento St.

Through Games Of March 11, 2020

Average RPI Win:	257	WON-LOST	WINNING	LAST 10	STRENGTH OF	OPP. STRENGTH	TEAM	ADJ.	CONF.	ADJ CONF.
Average RPI Loss:	175	RECORD	PCT. RANK	GAMES	SCHEDULE	OF SCHEDULE	RPI	RPI	RPI	RPI
DIV. I ONLY	6- 22	316	2-8	247	215	309	309	18	18	
DIV. I NON-CONF.	0- 7	338	0	229	230	340	340	17	17	
TOTALS	RPI 1-25	RPI 26-50	W-L RECORDS	RPI 51-100	RPI 101-150	RPI 150+				
6- 22	0- 1	0- 0	OVERALL	0- 4	0- 1	6- 16				
2- 9	0- 1	0- 0	HOME	0- 2	0- 0	2- 6				
4- 12	0- 0	0- 0	AWAY	0- 2	0- 1	4- 9				
0- 1	0- 0	0- 0	NEUTRAL	0- 0	0- 0	0- 1				
0- 7	0- 1	0- 0	NON-CONFERENCE	0- 0	0- 1	0- 5				
0- 1	0- 1	0- 0	HOME	0- 0	0- 0	0- 0				
0- 6	0- 0	0- 0	AWAY	0- 0	0- 1	0- 5				
0- 0	0- 0	0- 0	NEUTRAL	0- 0	0- 0	0- 0				
6- 15	0- 0	0- 0	CONFERENCE	0- 4	0- 0	6- 11				
2- 8	0- 0	0- 0	HOME	0- 2	0- 0	2- 6				
4- 6	0- 0	0- 0	AWAY	0- 2	0- 0	4- 4				
0- 1	0- 0	0- 0	NEUTRAL	0- 0	0- 0	0- 1				

RPI 1-25				RPI 26-50				RPI 51-100				RPI 101+ Team's RPI: 309			
RPI	S	Opponent	Score	RPI	S	Opponent	Score	RPI	S	Opponent	Score	RPI	S	Opponent	Score
17	H	Ohio St.	74 104					57	A	Montana St.	69 113	146	A	San Jose St.	67 73
								57	H	Montana St.	48 85	159	A	UC Davis	75 77
								99	A	Idaho	44 70	162	A	Montana	45 90
								99	H	Idaho	88 96	162	H	Montana	60 64
												164	A	Northern Ariz.	107 114
												164	H	Northern Ariz.	65 85
												170	A	Idaho St.	62 80
												170	H	Idaho St.	51 75
												189	A	Southern Utah	71 62
												189	H	Southern Utah	87 82
												197	A	Portland St.	73 70
												197	H	Portland St.	68 91
												215	A	San Francisco	82 87
												224	A	Northern Colo.	73 90
												224	H	Northern Colo.	63 73
												224	N	Northern Colo.	61 79
												236	A	Nevada	72 83
												292	A	Cal Poly	43 62
												297	A	Seattle U	84 88
												315	A	Eastern Wash.	74 67
												315	H	Eastern Wash.	73 78
												327	A	Weber St.	91 67
												327	H	Weber St.	58 52
LAST 10 Division I															
				224	N	Northern Colo.	61 79	315	H	Eastern Wash.	73 78				
				197	H	Portland St.	68 91	224	A	Northern Colo.	73 90				
				162	A	Montana	45 90	189	A	Southern Utah	71 62				
				57	A	Montana St.	69 113	170	H	Idaho St.	51 75				
				99	H	Idaho	88 96	327	H	Weber St.	58 52				

Non-Div I Games: Cal Maritime 86 55 Pacific Union 94 35

Sacramento St.

Loss, Non-Conf, S Site, H Home A Away N Neutral

Average RPI Win:	292	WON-LOST	WINNING	LAST 10	STRENGTH OF	OPP. STRENGTH	TEAM	ADJ.	CONF.	ADJ CONF.
Average RPI Loss:	157	RECORD	PCT. RANK	GAMES	SCHEDULE	OF SCHEDULE	RPI	RPI	RPI	RPI
DIV. I ONLY	6- 23	318	2-8	194	207	310	310	13	13	
DIV. I NON-CONF.	3- 8	268	0	212	337	296	296	16	16	
TOTALS	RPI 1-25	RPI 26-50	W-L RECORDS	RPI 51-100	RPI 101-150	RPI 150+				
6- 23	0- 0	0- 4	OVERALL	0- 3	0- 3	6- 13				
3- 14	0- 0	0- 2	HOME	0- 2	0- 2	3- 8				
3- 9	0- 0	0- 2	AWAY	0- 1	0- 1	3- 5				
0- 0	0- 0	0- 0	NEUTRAL	0- 0	0- 0	0- 0				
3- 8	0- 0	0- 1	NON-CONFERENCE	0- 0	0- 2	3- 5				
1- 7	0- 0	0- 1	HOME	0- 0	0- 2	1- 4				
2- 1	0- 0	0- 0	AWAY	0- 0	0- 0	2- 1				
0- 0	0- 0	0- 0	NEUTRAL	0- 0	0- 0	0- 0				
3- 15	0- 0	0- 3	CONFERENCE	0- 3	0- 1	3- 8				
2- 7	0- 0	0- 1	HOME	0- 2	0- 0	2- 4				
1- 8	0- 0	0- 2	AWAY	0- 1	0- 1	1- 4				
0- 0	0- 0	0- 0	NEUTRAL	0- 0	0- 0	0- 0				

RPI S	Opponent	Score	RPI S	Opponent	Score	RPI S	Opponent	Score	RPI S	Opponent	Score	Team's RPI: 310
31	A Western Ky.	51 71	53	H Rice	47 68	108	A UAB	58 71				
33	H Old Dominion	39 66	60	A Charlotte	31 49	121	H North Florida	49 64				
36	H FGCU	54 100	60	H Charlotte	50 64	130	H Bethune-Cookman	60 65				
46	A Middle Tenn.	56 72				165	A Jacksonville	52 77				
						174	H Austin Peay	56 58				
						185	H Northern Ky.	45 67				
						208	A Fla. Atlantic	42 54				
						208	H Fla. Atlantic	61 64				
						209	A UTEP	34 64				
						212	H Southern Miss.	53 58				
						223	H Brown	57 72				
						235	H North Texas	58 56				
						240	A Marshall	68 65				
						240	H Marshall	57 59				
						248	A Louisiana Tech	52 62				
						248	H Louisiana Tech	44 68				
						289	H Oakland	49 58				
						296	A N.C. Central	59 58				
						316	A Georgia St.	70 63				
						321	A UTSA	45 60				
						321	H UTSA	71 63				
						344	H Grambling	56 55				
LAST 10 Division I												
321	H UTSA	71 63	212	H Southern Miss.	53 58							
240	H Marshall	57 59	248	H Louisiana Tech	44 68							
60	A Charlotte	31 49	208	H Fla. Atlantic	61 64							
248	A Louisiana Tech	52 62	31	A Western Ky.	51 71							
208	A Fla. Atlantic	42 54	240	A Marshall	68 65							

Non-Div I Games:

FIU

Non-Conference Totals				Through Games Of March 11, 1918						
Average RPI Win:	295	WON-LOST	WINNING	LAST 10	STRENGTH OF	OPP. STRENGTH	TEAM	ADJ.	CONF.	ADJ CONF.
Average RPI Loss:	225	RECORD	PCT. RANK	GAMES	SCHEDULE	OF SCHEDULE	RPI	RPI	RPI	RPI
DIV. I ONLY	11- 18	250	5-5	326	334	311	311	31	31	
DIV. I NON-CONF.	2- 10	313	0	260	298	326	326	32	32	
-----										
TOTALS	RPI 1-25		RPI 26-50	W-L RECORDS		RPI 51-100	RPI 101-150		RPI 150+	
11- 18	0- 0		0- 1	OVERALL		0- 1	0- 0		11- 16	
7- 7	0- 0		0- 1	HOME		0- 0	0- 0		7- 6	
3- 9	0- 0		0- 0	AWAY		0- 1	0- 0		3- 8	
1- 2	0- 0		0- 0	NEUTRAL		0- 0	0- 0		1- 2	
2- 10	0- 0		0- 1	NON-CONFERENCE		0- 1	0- 0		2- 8	
1- 5	0- 0		0- 1	HOME		0- 0	0- 0		1- 4	
1- 3	0- 0		0- 0	AWAY		0- 1	0- 0		1- 2	
0- 2	0- 0		0- 0	NEUTRAL		0- 0	0- 0		0- 2	
9- 8	0- 0		0- 0	CONFERENCE		0- 0	0- 0		9- 8	
6- 2	0- 0		0- 0	HOME		0- 0	0- 0		6- 2	
2- 6	0- 0		0- 0	AWAY		0- 0	0- 0		2- 6	
1- 0	0- 0		0- 0	NEUTRAL		0- 0	0- 0		1- 0	

[illegible]

Non-Div I Games:	Western N.M.	75	56
------------------	--------------	----	----

New Mexico St.

■ Loss, ■ Non-Conf, S Site, H Home A Away N Neutral

RPI	S	Opponent	Score
349	H	Chicago St.	80 56

N  
e  
w  
M  
e  
x  
i  
c  
o  
s  
t  
.

N  
e  
w  
M  
e  
x  
i  
c  
o  
s  
t  
.

New Mexico St.

## UC Riverside

Through Games Of March 11, 2020

Average RPI Win:	263	WON-LOST	WINNING	LAST 10	STRENGTH OF	OPP. STRENGTH	TEAM	ADJ.	CONF.	ADJ CONF.
Average RPI Loss:	206	RECORD	PCT. RANK	GAMES	SCHEDULE	OF SCHEDULE	RPI	RPI	RPI	RPI
DIV. I ONLY	8- 22	304	2-8	245	280	312	312	28	28	
DIV. I NON-CONF.	4- 10	259	0	176	228	256	256	26	26	
TOTALS	RPI 1-25	RPI 26-50	W-L RECORDS	RPI 51-100	RPI 101-150	RPI 150+				
8- 22	0- 1	0- 1	OVERALL	0- 2	0- 1	8- 17				
6- 7	0- 0	0- 0	HOME	0- 1	0- 0	6- 6				
2- 15	0- 1	0- 1	AWAY	0- 1	0- 1	2- 11				
0- 0	0- 0	0- 0	NEUTRAL	0- 0	0- 0	0- 0				
4- 10	0- 1	0- 1	NON-CONFERENCE	0- 2	0- 1	4- 5				
3- 2	0- 0	0- 0	HOME	0- 1	0- 0	3- 1				
1- 8	0- 1	0- 1	AWAY	0- 1	0- 1	1- 4				
0- 0	0- 0	0- 0	NEUTRAL	0- 0	0- 0	0- 0				
4- 12	0- 0	0- 0	CONFERENCE	0- 0	0- 0	4- 12				
3- 5	0- 0	0- 0	HOME	0- 0	0- 0	3- 5				
1- 7	0- 0	0- 0	AWAY	0- 0	0- 0	1- 7				
0- 0	0- 0	0- 0	NEUTRAL	0- 0	0- 0	0- 0				

RPI	S	Opponent	Score	RPI	S	Opponent	Score	RPI	S	Opponent	Score	RPI	S	Opponent	Score	Team's RPI: 312
2	A	Oregon	41 84	29	A	Arizona	27 70	81	H	Southern California	59 76	125	A	California	61 84	
								89	A	VCU	51 67	159	A	UC Davis	69 78	
												159	H	UC Davis	75 70	
												189	A	Southern Utah	68 79	
												199	A	Hawaii	57 80	
												199	H	Hawaii	59 65	
												209	A	UTEP	50 63	
												230	A	New Mexico	70 80	
												234	A	Cal St. Fullerton	61 71	
												234	H	Cal St. Fullerton	45 68	
												239	H	CSU Bakersfield	53 52	
												245	A	UC Santa Barbara	47 65	
												245	H	UC Santa Barbara	66 61	
												266	A	UC Irvine	76 86	
												266	H	UC Irvine	53 77	
												280	A	CSUN	67 62	
												280	H	CSUN	49 74	
												283	A	Long Beach St.	67 73	
												283	H	Long Beach St.	58 57	
												284	H	California Baptist	80 64	
												292	A	Cal Poly	70 75	
												292	H	Cal Poly	52 62	
												294	A	Colorado St.	40 52	
												302	H	Utah Valley	67 53	
												311	A	New Mexico St.	60 58	
												327	H	Weber St.	54 64	
LAST 10 Division I																
280	H	CSUN	49 74	292	H	Cal Poly	52 62									
266	A	UC Irvine	76 86	283	H	Long Beach St.	58 57									
159	A	UC Davis	69 78	234	A	Cal St. Fullerton	61 71									
234	H	Cal St. Fullerton	45 68	280	A	CSUN	67 62									
245	A	UC Santa Barbara	47 65	266	H	UC Irvine	53 77									

Non-Div I Games:

UC Riverside

■ Loss, 
■ Non-Conf, 
■ S Site, 
■ H Home 
■ A Away 
N Neutral



Average RPI Win:	264	WON-LOST	WINNING	LAST 10	STRENGTH OF	OPP. STRENGTH	TEAM	ADJ.	CONF.	ADJ CONF.
Average RPI Loss:	157	RECORD	PCT. RANK	GAMES	SCHEDULE	OF SCHEDULE	RPI	RPI	RPI	RPI
DIV. I ONLY	5- 23	323	1-9	140	255	313	313	19	19	
DIV. I NON-CONF.	3- 8	268	0	95	321	258	258	18	18	
TOTALS	RPI 1-25	RPI 26-50	W-L RECORDS	RPI 51-100	RPI 101-150	RPI 150+				
5- 23	0- 0	0- 3	OVERALL	0- 6	0- 1	5- 13				
3- 10	0- 0	0- 1	HOME	0- 3	0- 0	3- 6				
1- 11	0- 0	0- 1	AWAY	0- 2	0- 1	1- 7				
1- 2	0- 0	0- 1	NEUTRAL	0- 1	0- 0	1- 0				
3- 8	0- 0	0- 0	NON-CONFERENCE	0- 4	0- 1	3- 3				
2- 3	0- 0	0- 0	HOME	0- 2	0- 0	2- 1				
0- 4	0- 0	0- 0	AWAY	0- 1	0- 1	0- 2				
1- 1	0- 0	0- 0	NEUTRAL	0- 1	0- 0	1- 0				
2- 15	0- 0	0- 3	CONFERENCE	0- 2	0- 0	2- 10				
1- 7	0- 0	0- 1	HOME	0- 1	0- 0	1- 5				
1- 7	0- 0	0- 1	AWAY	0- 1	0- 0	1- 5				
0- 1	0- 0	0- 1	NEUTRAL	0- 0	0- 0	0- 0				

RPI 1-25				RPI 26-50				RPI 51-100				RPI 101+				Team's RPI: 313
RPI	S	Opponent	Score	RPI	S	Opponent	Score	RPI	S	Opponent	Score	RPI	S	Opponent	Score	
				26	A	South Dakota	44 77	51	H	Creighton	54 67	132	A	Kansas	48 63	
				26	H	South Dakota	39 71	67	H	UNI	45 81	185	A	Northern Ky.	40 57	
				26	N	South Dakota	40 99	71	A	South Dakota St.	59 69	190	H	Cleveland St.	66 79	
								71	H	South Dakota St.	51 68	198	A	Oral Roberts	57 84	
								77	A	Kansas St.	48 73	198	H	Oral Roberts	60 54	
								89	N	VCU	66 74	200	A	Eastern Ill.	52 65	
												204	H	UMKC	57 53	
												216	A	Western Ill.	66 79	
												216	H	Western Ill.	69 83	
												217	A	North Dakota	57 63	
												217	H	North Dakota	67 71	
												229	H	Morgan St.	70 64	
												243	A	Denver	60 66	
												243	H	Denver	80 86	
												257	A	North Dakota St.	64 67	
												257	H	North Dakota St.	65 74	
												339	A	Purdue Fort Wayne	65 51	
												339	H	Purdue Fort Wayne	57 58	
												351	N	Mississippi Val.	78 70	
LAST 10 Division I																
				26	N	South Dakota	40 99	243	H	Denver	80 86					
				257	A	North Dakota St.	64 67	198	A	Oral Roberts	57 84					
				217	H	North Dakota	67 71	71	A	South Dakota St.	59 69					
				339	A	Purdue Fort Wayne	65 51	257	H	North Dakota St.	65 74					
				216	A	Western Ill.	66 79	26	H	South Dakota	39 71					

Non-Div I Games: Peru St. 92 58 Graceland (IA) 85 46

Omaha

Loss, Non-Conf, S Site, H Home A Away N Neutral

Albany (NY)

Through Games Of March 11, 2020

Average RPI Win: <b>282</b>	WON-LOST	WINNING	LAST 10	STRENGTH OF	OPP. STRENGTH	TEAM	ADJ.	CONF.	ADJ CONF.
Average RPI Loss: <b>195</b>	RECORD	PCT. RANK	GAMES	SCHEDULE	OF SCHEDULE	RPI	RPI	RPI	RPI
DIV. I ONLY	8- 21	299	2-8	279	308	314	314	26	26
DIV. I NON-CONF.	3- 9	279	0	310	308	320	320	27	27
TOTALS	RPI 1-25	RPI 26-50	W-L RECORDS	RPI 51-100	RPI 101-150	RPI 150+			
8- 21	0- 0	0- 0	OVERALL	0- 5	1- 1	7- 15			
5- 9	0- 0	0- 0	HOME	0- 1	1- 1	4- 7			
3- 12	0- 0	0- 0	AWAY	0- 4	0- 0	3- 8			
0- 0	0- 0	0- 0	NEUTRAL	0- 0	0- 0	0- 0			
3- 9	0- 0	0- 0	NON-CONFERENCE	0- 2	1- 1	2- 6			
1- 5	0- 0	0- 0	HOME	0- 0	1- 1	0- 4			
2- 4	0- 0	0- 0	AWAY	0- 2	0- 0	2- 2			
0- 0	0- 0	0- 0	NEUTRAL	0- 0	0- 0	0- 0			
5- 12	0- 0	0- 0	CONFERENCE	0- 3	0- 0	5- 9			
4- 4	0- 0	0- 0	HOME	0- 1	0- 0	4- 3			
1- 8	0- 0	0- 0	AWAY	0- 2	0- 0	1- 6			
0- 0	0- 0	0- 0	NEUTRAL	0- 0	0- 0	0- 0			

RPI S	Opponent	Score	RPI S	Opponent	Score	RPI S	Opponent	Score	RPI S	Opponent	Score	Team's RPI: 314
						55	A Marist	52 76	119	H Columbia	82 78	
						73	A Stony Brook	44 53	128	H Boston U.	58 60	
						73	A Stony Brook	49 54	156	A Binghamton	42 58	
						73	H Stony Brook	53 73	156	H Binghamton	56 53	
						100	A Syracuse	53 75	161	A Maine	49 60	
									161	H Maine	44 65	
									169	H Lafayette	47 54	
									190	H Cornell	51 71	
									213	A UMass Lowell	51 53	
									213	H UMass Lowell	75 78	
									265	A New Hampshire	53 56	
									265	H New Hampshire	47 48	
									273	A Siena	46 52	
									281	H Monmouth	41 53	
									300	A UMBC	44 54	
									300	H UMBC	56 51	
									308	A Vermont	36 52	
									308	H Vermont	58 49	
									319	H St. Francis Brooklyn	41 49	
									324	A Bryant	55 68	
									340	A Canisius	70 53	
									345	A Hartford	68 63	
									345	H Hartford	63 40	
									346	A Central Conn. St.	73 63	
LAST 10 Division I												
			73	A Stony Brook	49 54	161	H Maine	44 65				
			73	A Stony Brook	44 53	345	H Hartford	63 40				
			213	H UMass Lowell	75 78	156	A Binghamton	42 58				
			265	A New Hampshire	53 56	308	A Vermont	36 52				
			300	A UMBC	44 54	300	H UMBC	56 51				

Non-Div I Games: FDU-Florham 81 21

Albany (NY)

Loss, Non-Conf, S Site, H Home A Away N Neutral

Average RPI Win:	278	WON-LOST	WINNING	LAST 10	STRENGTH OF	OPP. STRENGTH	TEAM	ADJ.	CONF.	ADJ CONF.
Average RPI Loss:	152	RECORD	PCT. RANK	GAMES	SCHEDULE	OF SCHEDULE	RPI	RPI	RPI	RPI
DIV. I ONLY	3- 26	338	2-8	117	199	315	315	18	18	
DIV. I NON-CONF.	0- 8	338	0	7	85	238	238	17	17	
TOTALS	RPI 1-25	RPI 26-50	W-L RECORDS	RPI 51-100	RPI 101-150	RPI 150+				
3- 26	0- 2	0- 1	OVERALL	0- 5	0- 2	3- 16				
2- 10	0- 0	0- 0	HOME	0- 3	0- 0	2- 7				
1- 14	0- 2	0- 0	AWAY	0- 2	0- 2	1- 8				
0- 2	0- 0	0- 1	NEUTRAL	0- 0	0- 0	0- 1				
0- 8	0- 2	0- 1	NON-CONFERENCE	0- 1	0- 2	0- 2				
0- 2	0- 0	0- 0	HOME	0- 1	0- 0	0- 1				
0- 5	0- 2	0- 0	AWAY	0- 0	0- 2	0- 1				
0- 1	0- 0	0- 1	NEUTRAL	0- 0	0- 0	0- 0				
3- 18	0- 0	0- 0	CONFERENCE	0- 4	0- 0	3- 14				
2- 8	0- 0	0- 0	HOME	0- 2	0- 0	2- 6				
1- 9	0- 0	0- 0	AWAY	0- 2	0- 0	1- 7				
0- 1	0- 0	0- 0	NEUTRAL	0- 0	0- 0	0- 1				

RPI 1-25				RPI 26-50				RPI 51-100				RPI 101+ Team's RPI: 315			
RPI	S	Opponent	Score	RPI	S	Opponent	Score	RPI	S	Opponent	Score	RPI	S	Opponent	Score
6	A	Stanford	27 92	50	N	Bradley	46 66	57	A	Montana St.	47 79	106	A	Utah	49 87
12	A	Gonzaga	44 84					57	H	Montana St.	85 89	146	A	San Jose St.	66 84
								83	H	Boise St.	61 63	162	A	Montana	54 92
								99	A	Idaho	60 69	162	H	Montana	56 77
								99	H	Idaho	46 75	164	A	Northern Ariz.	58 63
												164	H	Northern Ariz.	62 70
												170	A	Idaho St.	49 77
												170	H	Idaho St.	47 67
												178	H	Pepperdine	52 53
												189	A	Southern Utah	50 71
												189	H	Southern Utah	67 70
												197	A	Portland St.	58 75
												197	H	Portland St.	79 75
												197	N	Portland St.	70 83
												204	A	UMKC	55 66
												224	A	Northern Colo.	42 63
												224	H	Northern Colo.	61 67
												309	A	Sacramento St.	78 73
												309	H	Sacramento St.	67 74
												327	A	Weber St.	77 83
												327	H	Weber St.	63 53
LAST 10 Division I															
				197	N	Portland St.	70 83	164	A	Northern Ariz.	58 63				
				327	A	Weber St.	77 83	309	A	Sacramento St.	78 73				
				170	A	Idaho St.	49 77	197	H	Portland St.	79 75				
				224	H	Northern Colo.	61 67	99	H	Idaho	46 75				
				189	H	Southern Utah	67 70	57	A	Montana St.	47 79				

Non-Div I Games: Northwest Chrst. 81 62

Eastern Wash.

■ Loss, 
 ■ Non-Conf, 
 ■ S Site, 
 ■ Home 
 ■ A Away 
 N Neutral

Average RPI Win:	293	WON-LOST	WINNING	LAST 10	STRENGTH OF	OPP. STRENGTH	TEAM	ADJ.	CONF.	ADJ CONF.
Average RPI Loss:	181	RECORD	PCT. RANK	GAMES	SCHEDULE	OF SCHEDULE	RPI	RPI	RPI	RPI
DIV. I ONLY	8- 21	299	4-6	274	274	316	316	21	21	
DIV. I NON-CONF.	3- 8	268	0	246	318	312	312	19	19	
TOTALS	RPI 1-25	RPI 26-50	W-L RECORDS	RPI 51-100	RPI 101-150	RPI 150+				
8- 21	0- 1	0- 1	OVERALL	0- 3	0- 3	8- 13				
5- 10	0- 1	0- 1	HOME	0- 1	0- 1	5- 6				
2- 11	0- 0	0- 0	AWAY	0- 2	0- 2	2- 7				
1- 0	0- 0	0- 0	NEUTRAL	0- 0	0- 0	1- 0				
3- 8	0- 1	0- 0	NON-CONFERENCE	0- 1	0- 2	3- 4				
2- 4	0- 1	0- 0	HOME	0- 0	0- 1	2- 2				
0- 4	0- 0	0- 0	AWAY	0- 1	0- 1	0- 2				
1- 0	0- 0	0- 0	NEUTRAL	0- 0	0- 0	1- 0				
5- 13	0- 0	0- 1	CONFERENCE	0- 2	0- 1	5- 9				
3- 6	0- 0	0- 1	HOME	0- 1	0- 0	3- 4				
2- 7	0- 0	0- 0	AWAY	0- 1	0- 1	2- 5				
0- 0	0- 0	0- 0	NEUTRAL	0- 0	0- 0	0- 0				

RPI 1-25				RPI 26-50				RPI 51-100				RPI 101+ Team's RPI: 316			
RPI	S	Opponent	Score	RPI	S	Opponent	Score	RPI	S	Opponent	Score	RPI	S	Opponent	Score
3	H	Maryland	41 114	44	H	Troy	57 71	79	A	Georgia Tech	28 69	112	A	UT Arlington	32 58
								98	A	Coastal Caro.	45 87	141	A	UNC Greensboro	49 64
								98	H	Coastal Caro.	50 66	148	H	Toledo	48 74
												188	A	Louisiana	61 53
												188	H	Louisiana	65 75
												196	A	Furman	55 62
												206	A	Little Rock	46 66
												206	H	Little Rock	58 43
												209	A	UTEP	68 71
												211	H	South Alabama	64 81
												226	A	Appalachian St.	37 65
												226	H	Appalachian St.	59 64
												232	H	Alabama A&M	52 67
												249	A	Texas St.	62 67
												253	A	Arkansas St.	68 70
												253	H	Arkansas St.	67 56
												290	A	Ga. Southern	56 81
												290	H	Ga. Southern	74 77
												310	H	FIU	63 70
												311	N	New Mexico St.	59 51
												338	H	SIUE	74 73
												348	A	La.-Monroe	52 43
												348	H	La.-Monroe	68 52
												350	H	South Carolina St.	77 52
LAST 10 Division I															
290	H	Ga. Southern	74 77	348	A	La.-Monroe	52 43								
249	A	Texas St.	62 67	188	A	Louisiana	61 53								
112	A	UT Arlington	32 58	206	H	Little Rock	58 43								
98	H	Coastal Caro.	50 66	253	H	Arkansas St.	67 56								
226	H	Appalachian St.	59 64	98	A	Coastal Caro.	45 87								

Non-Div I Games:

Georgia St.

■ Loss, 
■ Non-Conf, 
■ S Site, 
■ H Home 
■ A Away 
N Neutral

## USC Upstate

Through Games Of March 11, 2020

Average RPI Win:	324	WON-LOST	WINNING	LAST 10	STRENGTH OF	OPP. STRENGTH	TEAM	ADJ.	CONF.	ADJ CONF.
Average RPI Loss:	184	RECORD	PCT. RANK	GAMES	SCHEDULE	OF SCHEDULE	RPI	RPI	RPI	RPI
DIV. I ONLY	8- 20	297	4-6	302	293	317	317	25	25	
DIV. I NON-CONF.	3- 4	201	0	324	147	282	282	28	28	
TOTALS	RPI 1-25	RPI 26-50	W-L RECORDS	RPI 51-100	RPI 101-150	RPI 150+				
8- 20	0- 1	0- 0	OVERALL	0- 1	0- 4	8- 14				
5- 8	0- 0	0- 0	HOME	0- 0	0- 2	5- 6				
3- 12	0- 1	0- 0	AWAY	0- 1	0- 2	3- 8				
0- 0	0- 0	0- 0	NEUTRAL	0- 0	0- 0	0- 0				
3- 4	0- 1	0- 0	NON-CONFERENCE	0- 1	0- 0	3- 2				
3- 0	0- 0	0- 0	HOME	0- 0	0- 0	3- 0				
0- 4	0- 1	0- 0	AWAY	0- 1	0- 0	0- 2				
0- 0	0- 0	0- 0	NEUTRAL	0- 0	0- 0	0- 0				
5- 16	0- 0	0- 0	CONFERENCE	0- 0	0- 4	5- 12				
2- 8	0- 0	0- 0	HOME	0- 0	0- 2	2- 6				
3- 8	0- 0	0- 0	AWAY	0- 0	0- 2	3- 6				
0- 0	0- 0	0- 0	NEUTRAL	0- 0	0- 0	0- 0				

RPI 1-25				RPI 26-50				RPI 51-100				RPI 101+ Team's RPI: 317			
RPI	S	Opponent	Score	RPI	S	Opponent	Score	RPI	S	Opponent	Score	RPI	S	Opponent	Score
1	A	South Carolina	32 112					64	A	Georgia	53 67	129	A	Campbell	38 50
												129	H	Campbell	72 80
												137	A	Hampton	40 60
												137	H	Hampton	73 86
												158	A	Gardner-Webb	53 63
												158	H	Gardner-Webb	59 70
												165	A	Jacksonville	43 87
												171	A	Radford	57 78
												171	H	Radford	41 57
												176	A	High Point	46 85
												176	H	High Point	45 81
												242	A	East Carolina	48 69
												260	A	UNC Asheville	45 53
												260	H	UNC Asheville	48 68
												277	A	Longwood	56 69
												277	H	Longwood	62 70
												291	A	Presbyterian	42 55
												291	H	Presbyterian	70 60
												293	A	Winthrop	66 59
												293	A	Winthrop	60 57
												293	H	Winthrop	38 52
												336	H	Florida A&M	74 61
												342	H	Western Caro.	70 62
												343	A	Charleston So.	71 64
												343	H	Charleston So.	70 53
												350	H	South Carolina St.	58 47
LAST 10 Division I															
293	A	Winthrop	60 57	260	A	UNC Asheville	45 53								
293	A	Winthrop	66 59	137	H	Hampton	73 86								
277	A	Longwood	56 69	343	A	Charleston So.	71 64								
158	H	Gardner-Webb	59 70	176	H	High Point	45 81								
171	A	Radford	57 78	291	H	Presbyterian	70 60								

Non-Div I Games: Mars Hill 89 31 UNKNOWN 71 49

USC Upstate

Loss, Non-Conf, S Site, H Home A Away N Neutral

## Houston Baptist

Through Games Of March 11, 2020

Average RPI Win:	282	WON-LOST	WINNING	LAST 10	STRENGTH OF	OPP. STRENGTH	TEAM	ADJ.	CONF.	ADJ CONF.
Average RPI Loss:	183	RECORD	PCT. RANK	GAMES	SCHEDULE	OF SCHEDULE	RPI	RPI	RPI	RPI
DIV. I ONLY	6- 21	315	3-7	267	276	318	318	23	23	
DIV. I NON-CONF.	2- 5	259	0	179	231	208	208	24	24	
TOTALS	RPI 1-25	RPI 26-50	W-L RECORDS	RPI 51-100	RPI 101-150	RPI 150+				
6- 21	0- 1	0- 0	OVERALL	0- 5	0- 3	6- 12				
3- 8	0- 0	0- 0	HOME	0- 3	0- 1	3- 4				
3- 13	0- 1	0- 0	AWAY	0- 2	0- 2	3- 8				
0- 0	0- 0	0- 0	NEUTRAL	0- 0	0- 0	0- 0				
2- 5	0- 1	0- 0	NON-CONFERENCE	0- 0	0- 1	2- 3				
0- 1	0- 0	0- 0	HOME	0- 0	0- 0	0- 1				
2- 4	0- 1	0- 0	AWAY	0- 0	0- 1	2- 2				
0- 0	0- 0	0- 0	NEUTRAL	0- 0	0- 0	0- 0				
4- 16	0- 0	0- 0	CONFERENCE	0- 5	0- 2	4- 9				
3- 7	0- 0	0- 0	HOME	0- 3	0- 1	3- 3				
1- 9	0- 0	0- 0	AWAY	0- 2	0- 1	1- 6				
0- 0	0- 0	0- 0	NEUTRAL	0- 0	0- 0	0- 0				

RPI 1-25				RPI 26-50				RPI 51-100				RPI 101+ Team's RPI: 318			
RPI	S	Opponent	Score	RPI	S	Opponent	Score	RPI	S	Opponent	Score	RPI	S	Opponent	Score
5	A	Baylor	42 112					78	A	A&M-Corpus Christi	47 58	135	A	Texas Tech	51 59
								78	H	A&M-Corpus Christi	65 75	145	A	Sam Houston St.	60 75
								82	H	SFA	42 59	145	H	Sam Houston St.	69 97
								85	A	Abilene Christian	54 71	164	H	Northern Ariz.	62 79
								85	H	Abilene Christian	79 84	166	A	Wichita St.	42 59
												173	A	New Orleans	84 88
												198	A	Oral Roberts	74 73
												214	A	Houston	60 82
												238	A	Central Ark.	39 63
												251	H	Southeastern La.	59 69
												255	A	Nicholls St.	53 57
												255	H	Nicholls St.	78 84
												262	A	Lamar University	53 60
												262	H	Lamar University	72 59
												267	A	Incarnate Word	60 55
												267	H	Incarnate Word	66 49
												335	A	Northwestern St.	60 69
												335	H	Northwestern St.	46 54
												347	A	McNeese	72 88
												347	H	McNeese	56 54
												348	A	La.-Monroe	72 65
LAST 10 Division I															
78	A	A&M-Corpus Christi	47 58	85	H	Abilene Christian	79 84	262	H	Lamar University	72 59				
267	H	Incarnate Word	66 49	85	A	Abilene Christian	54 71	335	H	Northwestern St.	46 54				
347	H	McNeese	56 54	173	A	New Orleans	84 88								
255	A	Nicholls St.	53 57												
145	A	Sam Houston St.	60 75												

Non-Div I Games: LSU-Shreveport 67 44 Paul Quinn 63 34

Houston Baptist

Loss, Non-Conf, S Site, H Home A Away N Neutral

Average RPI Win:	305	WON-LOST	WINNING	LAST 10	STRENGTH OF	OPP. STRENGTH	TEAM	ADJ.	CONF.	ADJ CONF.
Average RPI Loss:	201	RECORD	PCT. RANK	GAMES	SCHEDULE	OF SCHEDULE	RPI	RPI	RPI	RPI
DIV. I ONLY	7- 21	308	3-7	265	329	319	319	30	30	
DIV. I NON-CONF.	3- 7	252	0	163	215	248	248	30	30	
TOTALS	RPI 1-25	RPI 26-50	W-L RECORDS	RPI 51-100	RPI 101-150	RPI 150+				
7- 21	0- 2	0- 0	OVERALL	0- 2	0- 3	7- 14				
5- 7	0- 0	0- 0	HOME	0- 1	0- 1	5- 5				
2- 12	0- 2	0- 0	AWAY	0- 1	0- 1	2- 8				
0- 2	0- 0	0- 0	NEUTRAL	0- 0	0- 1	0- 1				
3- 7	0- 2	0- 0	NON-CONFERENCE	0- 2	0- 1	3- 2				
2- 1	0- 0	0- 0	HOME	0- 1	0- 0	2- 0				
1- 4	0- 2	0- 0	AWAY	0- 1	0- 0	1- 1				
0- 2	0- 0	0- 0	NEUTRAL	0- 0	0- 1	0- 1				
4- 14	0- 0	0- 0	CONFERENCE	0- 0	0- 2	4- 12				
3- 6	0- 0	0- 0	HOME	0- 0	0- 1	3- 5				
1- 8	0- 0	0- 0	AWAY	0- 0	0- 1	1- 7				
0- 0	0- 0	0- 0	NEUTRAL	0- 0	0- 0	0- 0				

RPI 1-25					
RPI	S	Opponent	Score		
9	A	Princeton	44	76	
23	A	Marquette	71	92	
RPI 26-50					
RPI	S	Opponent	Score		
RPI 51-100					
RPI	S	Opponent	Score		
62	A	Boston College	69	106	
73	H	Stony Brook	73	86	
Team's RPI: 319					
RPI	S	Opponent	Score		
110	A	Robert Morris	44	69	
110	H	Robert Morris	59	70	
134	N	Pacific	62	71	
154	A	Mt. St. Mary's	60	69	
154	H	Mt. St. Mary's	62	67	
178	A	Merrimack	54	80	
178	H	Merrimack	54	72	
268	H	Army West Point	70	64	
276	A	Saint Francis (PA)	72	82	
276	H	Saint Francis (PA)	59	67	
278	H	Loyola Maryland	89	78	
285	A	Sacred Heart	63	84	
285	H	Sacred Heart	71	70	
290	N	Ga. Southern	47	78	
303	A	Wagner	66	74	
303	H	Wagner	53	74	
304	H	Fairleigh Dickinson	57	62	
314	A	Albany (NY)	49	41	
324	A	Bryant	59	78	
324	H	Bryant	80	77	
331	A	NJIT	69	88	
333	A	LIU Brooklyn	71	54	
333	H	LIU Brooklyn	88	63	
346	A	Central Conn. St.	54	75	
LAST 10 Division I					
346	A	Central Conn. St.	54	75	
178	H	Merrimack	54	72	
285	A	Sacred Heart	63	84	
303	H	Wagner	53	74	
324	H	Bryant	80	77	
333	A	LIU Brooklyn	71	54	
324	A	Bryant	59	78	
154	H	Mt. St. Mary's	62	67	
178	A	Merrimack	54	80	
285	H	Sacred Heart	71	70	

Non-Div I Games:	East Stroudsburg	84	62
------------------	------------------	----	----

St. Francis Brooklyn

Loss, Non-Conf, S Site, H Home A Away N Neutral

Average RPI Win: <b>217</b>	WON-LOST	WINNING	LAST 10	STRENGTH OF	OPP. STRENGTH	TEAM	ADJ.	CONF.	ADJ CONF.
Average RPI Loss: <b>176</b>	RECORD	PCT. RANK	GAMES	SCHEDULE	OF SCHEDULE	RPI	RPI	RPI	RPI
DIV. I ONLY	<b>6- 23</b>	<b>318</b>	<b>0-10</b>	<b>248</b>	<b>176</b>	<b>320</b>	<b>320</b>	<b>16</b>	<b>16</b>
DIV. I NON-CONF.	<b>4- 6</b>	<b>212</b>	<b>0</b>	<b>321</b>	<b>252</b>	<b>288</b>	<b>288</b>	<b>15</b>	<b>15</b>
TOTALS	RPI 1-25	RPI 26-50	W-L RECORDS	RPI 51-100	RPI 101-150	RPI 150+			
6- 23	0- 0	0- 2	OVERALL	0- 0	1- 8	5- 13			
5- 8	0- 0	0- 1	HOME	0- 0	1- 3	4- 4			
1- 15	0- 0	0- 1	AWAY	0- 0	0- 5	1- 9			
0- 0	0- 0	0- 0	NEUTRAL	0- 0	0- 0	0- 0			
4- 6	0- 0	0- 0	NON-CONFERENCE	0- 0	0- 1	4- 5			
3- 1	0- 0	0- 0	HOME	0- 0	0- 0	3- 1			
1- 5	0- 0	0- 0	AWAY	0- 0	0- 1	1- 4			
0- 0	0- 0	0- 0	NEUTRAL	0- 0	0- 0	0- 0			
2- 17	0- 0	0- 2	CONFERENCE	0- 0	1- 7	1- 8			
2- 7	0- 0	0- 1	HOME	0- 0	1- 3	1- 3			
0- 10	0- 0	0- 1	AWAY	0- 0	0- 4	0- 5			
0- 0	0- 0	0- 0	NEUTRAL	0- 0	0- 0	0- 0			

RPI 1-25				RPI 26-50				RPI 51-100				RPI 101+				Team's RPI: 320
RPI	S	Opponent	Score	RPI	S	Opponent	Score	RPI	S	Opponent	Score	RPI	S	Opponent	Score	
				49	A	Bucknell	65 75					107	A	Lehigh	40 70	
				49	H	Bucknell	34 61					107	H	Lehigh	53 60	
												122	A	Holy Cross	43 57	
												122	H	Holy Cross	49 58	
												126	A	Colgate	55 80	
												126	H	Colgate	53 65	
												128	A	Boston U.	56 71	
												128	H	Boston U.	46 41	
												147	A	North Carolina	40 80	
												161	A	Maine	41 46	
												169	A	Lafayette	52 79	
												169	H	Lafayette	59 62	
												194	H	La Salle	61 46	
												203	A	American	42 57	
												203	A	American	53 63	
												203	H	American	40 48	
												221	H	Kennesaw St.	82 62	
												222	A	Clemson	65 52	
												228	A	Fairfield	52 66	
												237	A	Saint Joseph's	40 49	
												252	H	George Mason	58 67	
												268	A	Army West Point	52 62	
												268	H	Army West Point	57 45	
												271	H	Air Force	67 59	
												278	A	Loyola Maryland	54 64	
												278	H	Loyola Maryland	44 50	
LAST 10 Division I																
				203	A	American	53 63			203	H	American	40 48			
				203	A	American	42 57			128	A	Boston U.	56 71			
				169	H	Lafayette	59 62			49	A	Bucknell	65 75			
				278	A	Loyola Maryland	54 64			126	H	Colgate	53 65			
				268	A	Army West Point	52 62			278	H	Loyola Maryland	44 50			

Non-Div I Games: Stevenson 70 36

Navy

■ Loss, 
 ■ Non-Conf, 
 ■ S Site, 
 ■ Home 
 ■ A Away 
 N Neutral



RPI	S	Opponent	Score
308	A	Vermont	56 64

N  
a  
v  
y

N  
a  
v  
y

Navy

Average RPI Win: <b>275</b>	WON-LOST	WINNING	LAST 10	STRENGTH OF	OPP. STRENGTH	TEAM	ADJ.	CONF.	ADJ CONF.
Average RPI Loss: <b>162</b>	RECORD	PCT. RANK	GAMES	SCHEDULE	OF SCHEDULE	RPI	RPI	RPI	RPI
DIV. I ONLY	<b>3- 23</b>	<b>333</b>	<b>0-10</b>	<b>181</b>	<b>161</b>	<b>321</b>	<b>321</b>	<b>13</b>	<b>13</b>
DIV. I NON-CONF.	<b>1- 7</b>	<b>321</b>	<b>0</b>	<b>201</b>	<b>226</b>	<b>321</b>	<b>321</b>	<b>16</b>	<b>16</b>
TOTALS	RPI 1-25	RPI 26-50	W-L RECORDS	RPI 51-100	RPI 101-150	RPI 150+			
3- 23	0- 0	0- 4	OVERALL	0- 2	0- 5	3- 12			
2- 9	0- 0	0- 1	HOME	0- 2	0- 2	2- 4			
1- 13	0- 0	0- 3	AWAY	0- 0	0- 2	1- 8			
0- 1	0- 0	0- 0	NEUTRAL	0- 0	0- 1	0- 0			
1- 7	0- 0	0- 1	NON-CONFERENCE	0- 0	0- 3	1- 3			
1- 1	0- 0	0- 0	HOME	0- 0	0- 1	1- 0			
0- 5	0- 0	0- 1	AWAY	0- 0	0- 1	0- 3			
0- 1	0- 0	0- 0	NEUTRAL	0- 0	0- 1	0- 0			
2- 16	0- 0	0- 3	CONFERENCE	0- 2	0- 2	2- 9			
1- 8	0- 0	0- 1	HOME	0- 2	0- 1	1- 4			
1- 8	0- 0	0- 2	AWAY	0- 0	0- 1	1- 5			
0- 0	0- 0	0- 0	NEUTRAL	0- 0	0- 0	0- 0			

RPI S	Opponent	Score	RPI S	Opponent	Score	RPI S	Opponent	Score	RPI S	Opponent	Score	Team's RPI: 321
31	A Western Ky.	57 <b>85</b>	53	H Rice	62 <b>74</b>	106	N Utah	45 <b>91</b>				
33	H Old Dominion	43 <b>62</b>	60	H Charlotte	47 <b>67</b>	108	A UAB	55 <b>94</b>				
43	A Texas	53 <b>84</b>				108	H UAB	51 <b>87</b>				
46	A Middle Tenn.	48 <b>69</b>				135	A Texas Tech	58 <b>115</b>				
						145	H Sam Houston St.	77 <b>81</b>				
						199	A Hawaii	50 <b>62</b>				
						208	H Fla. Atlantic	53 <b>80</b>				
						209	A UTEP	54 <b>94</b>				
						209	H UTEP	59 <b>85</b>				
						212	A Southern Miss.	65 <b>82</b>				
						235	A North Texas	55 <b>94</b>				
						235	H North Texas	55 <b>79</b>				
						240	A Marshall	53 <b>66</b>				
						248	A Louisiana Tech	82 <b>73</b>				
						248	H Louisiana Tech	30 <b>69</b>				
						249	A Texas St.	69 <b>74</b>				
						267	H Incarnate Word	63 <b>56</b>				
						305	A UTRGV	64 <b>75</b>				
						310	A FIU	63 <b>71</b>				
						310	H FIU	60 <b>45</b>				
LAST 10 Division I												
310	A FIU	63 <b>71</b>	31	A Western Ky.	57 <b>85</b>							
248	H Louisiana Tech	30 <b>69</b>	240	A Marshall	53 <b>66</b>							
108	H UAB	51 <b>87</b>	60	H Charlotte	47 <b>67</b>							
235	A North Texas	55 <b>94</b>	33	H Old Dominion	43 <b>62</b>							
209	H UTEP	59 <b>85</b>	46	A Middle Tenn.	48 <b>69</b>							

Non-Div I Games: Texas Wesleyan 80 78 Southwest (NM) 79 62 Concordia (TX) 73 44

UTSA

Loss, Non-Conf, S Site, H Home A Away N Neutral

Average RPI Win: 271		WON-LOST	WINNING	LAST 10	STRENGTH OF	OPP. STRENGTH	TEAM	ADJ.	CONF.	ADJ CONF.
Average RPI Loss: 223		RECORD	PCT. RANK	GAMES	SCHEDULE	OF SCHEDULE	RPI	RPI	RPI	RPI
DIV. I ONLY		9- 21	286	3-7	333	317	322	322	24	24
DIV. I NON-CONF.		3- 6	235	0	341	350	324	324	25	25
TOTALS		RPI 1-25	RPI 26-50	W-L RECORDS	RPI 51-100	RPI 101-150	RPI 150+			
9- 21	0- 0		0- 0	OVERALL	1- 3	0- 1	8- 17			
6- 7	0- 0		0- 0	HOME	1- 1	0- 1	5- 5			
3- 13	0- 0		0- 0	AWAY	0- 2	0- 0	3- 11			
0- 1	0- 0		0- 0	NEUTRAL	0- 0	0- 0	0- 1			
3- 6	0- 0		0- 0	NON-CONFERENCE	0- 0	0- 1	3- 5			
1- 2	0- 0		0- 0	HOME	0- 0	0- 1	1- 1			
2- 4	0- 0		0- 0	AWAY	0- 0	0- 0	2- 4			
0- 0	0- 0		0- 0	NEUTRAL	0- 0	0- 0	0- 0			
6- 15	0- 0		0- 0	CONFERENCE	1- 3	0- 0	5- 12			
5- 5	0- 0		0- 0	HOME	1- 1	0- 0	4- 4			
1- 9	0- 0		0- 0	AWAY	0- 2	0- 0	1- 7			
0- 1	0- 0		0- 0	NEUTRAL	0- 0	0- 0	0- 1			

[illegible]

Non-Div I Games:

Saint Peter's

Loss, Non-Conf, S Site, H Home A Away N Neutral

Average RPI Win:	321	WON-LOST	WINNING	LAST 10	STRENGTH OF	OPP. STRENGTH	TEAM	ADJ.	CONF.	ADJ CONF.
Average RPI Loss:	210	RECORD	PCT. RANK	GAMES	SCHEDULE	OF SCHEDULE	RPI	RPI	RPI	RPI
DIV. I ONLY	11- 18	250	4-6	350	344	323	323	32	32	
DIV. I NON-CONF.	2- 8	295	0	337	240	333	333	31	31	
TOTALS	RPI 1-25	RPI 26-50	W-L RECORDS	RPI 51-100	RPI 101-150	RPI 150+				
11- 18	0- 0	0- 0	OVERALL	0- 1	0- 3	11- 14				
7- 4	0- 0	0- 0	HOME	0- 0	0- 2	7- 2				
4- 12	0- 0	0- 0	AWAY	0- 1	0- 1	4- 10				
0- 2	0- 0	0- 0	NEUTRAL	0- 0	0- 0	0- 2				
2- 8	0- 0	0- 0	NON-CONFERENCE	0- 1	0- 1	2- 6				
1- 1	0- 0	0- 0	HOME	0- 0	0- 1	1- 0				
1- 5	0- 0	0- 0	AWAY	0- 1	0- 0	1- 4				
0- 2	0- 0	0- 0	NEUTRAL	0- 0	0- 0	0- 2				
9- 10	0- 0	0- 0	CONFERENCE	0- 0	0- 2	9- 8				
6- 3	0- 0	0- 0	HOME	0- 0	0- 1	6- 2				
3- 7	0- 0	0- 0	AWAY	0- 0	0- 1	3- 6				
0- 0	0- 0	0- 0	NEUTRAL	0- 0	0- 0	0- 0				

RPI S	Opponent	Score	RPI S	Opponent	Score	RPI S	Opponent	Score	RPI S	Opponent	Score	Team's RPI: 323
						82 A	SFA	62 67	108 H	UAB	65 86	
									136 A	Texas Southern	70 105	
									136 H	Texas Southern	67 81	
									157 A	Jackson St.	66 76	
									157 H	Jackson St.	67 83	
									195 A	Memphis	51 57	
									209 A	UTEP	47 92	
									222 N	Clemson	46 77	
									225 A	Southern U.	57 74	
									225 H	Southern U.	58 53	
									232 A	Alabama A&M	54 74	
									232 A	Alabama A&M	50 64	
									232 H	Alabama A&M	67 74	
									235 A	North Texas	31 67	
									249 A	Texas St.	59 67	
									301 N	Ole Miss	55 73	
									306 A	Prairie View	68 63	
									306 H	Prairie View	77 39	
									325 A	Alabama St.	70 95	
									325 H	Alabama St.	73 63	
									328 A	Ark.-Pine Bluff	77 75	
									328 H	Ark.-Pine Bluff	57 54	
									334 A	Tennessee St.	62 57	
									336 H	Florida A&M	58 42	
									344 A	Grambling	59 70	
									344 H	Grambling	80 54	
LAST 10 Division I												
			232 A	Alabama A&M	54 74		232 A	Alabama A&M	50 64			
			136 H	Texas Southern	67 81		328 H	Ark.-Pine Bluff	57 54			
			306 H	Prairie View	77 39		351 H	Mississippi Val.	63 60			
			225 H	Southern U.	58 53		344 A	Grambling	59 70			
			325 A	Alabama St.	70 95		157 A	Jackson St.	66 76			

Non-Div I Games: Tougaloo 85 61 Louisiana Col. 86 50

Alcorn

Loss, Non-Conf, S Site, H Home A Away N Neutral

A  
l  
c  
o  
r  
n

Alcorn  
RPI S Opponent Score

Through Games Of March 11, 2020

RPI	S	Opponent	Score
351	A	Mississippi Val.	81 67
351	H	Mississippi Val.	63 60

A  
l  
c  
o  
r  
n

Alcorn

B  
r  
y  
a  
n  
tB  
r  
y  
a  
n  
t

Bryant

Page 350

B  
r  
y  
a  
n  
t

RPI S Opponent Score

Through Games Of March 11, 2020

RPI	S	Opponent	Score	
333	H	LIU Brooklyn	57	53
346	A	Central Conn. St.	62	51
346	H	Central Conn. St.	59	47

B  
r  
y  
a  
n  
t

Bryant

Average RPI Win:	322	WON-LOST	WINNING	LAST 10	STRENGTH OF	OPP. STRENGTH	TEAM	ADJ.	CONF.	ADJ CONF.
Average RPI Loss:	191	RECORD	PCT. RANK	GAMES	SCHEDULE	OF SCHEDULE	RPI	RPI	RPI	RPI
DIV. I ONLY	7- 21	308	4-6	312	333	325	325	32	32	
DIV. I NON-CONF.	1- 8	322	0	106	43	290	290	31	31	
TOTALS	RPI 1-25	RPI 26-50	W-L RECORDS	RPI 51-100	RPI 101-150	RPI 150+				
7- 21	0- 2	0- 0	OVERALL	0- 1	0- 4	7- 14				
3- 9	0- 0	0- 0	HOME	0- 0	0- 2	3- 7				
4- 11	0- 2	0- 0	AWAY	0- 1	0- 2	4- 6				
0- 1	0- 0	0- 0	NEUTRAL	0- 0	0- 0	0- 1				
1- 8	0- 2	0- 0	NON-CONFERENCE	0- 1	0- 2	1- 3				
1- 2	0- 0	0- 0	HOME	0- 0	0- 1	1- 1				
0- 6	0- 2	0- 0	AWAY	0- 1	0- 1	0- 2				
0- 0	0- 0	0- 0	NEUTRAL	0- 0	0- 0	0- 0				
6- 13	0- 0	0- 0	CONFERENCE	0- 0	0- 2	6- 11				
2- 7	0- 0	0- 0	HOME	0- 0	0- 1	2- 6				
4- 5	0- 0	0- 0	AWAY	0- 0	0- 1	4- 4				
0- 1	0- 0	0- 0	NEUTRAL	0- 0	0- 0	0- 1				

RPI 1-25				RPI 26-50				RPI 51-100				RPI 101+ Team's RPI: 325			
RPI	S	Opponent	Score	RPI	S	Opponent	Score	RPI	S	Opponent	Score	RPI	S	Opponent	Score
1	A	South Carolina	43 103					69	A	South Fla.	29 80	136	A	Texas Southern	59 88
18	A	DePaul	76 105									136	H	Texas Southern	54 81
												142	H	North Ala.	60 81
												150	A	Wisconsin	67 85
												152	H	Samford	48 83
												157	A	Jackson St.	53 71
												157	A	Jackson St.	62 94
												157	H	Jackson St.	56 76
												222	A	Clemson	43 76
												225	A	Southern U.	47 69
												225	H	Southern U.	51 61
												232	H	Alabama A&M	55 56
												232	N	Alabama A&M	48 75
												250	H	Jacksonville St.	68 63
												301	A	Ole Miss	66 93
												306	A	Prairie View	61 52
												306	H	Prairie View	59 62
												323	A	Alcorn	63 73
												323	H	Alcorn	95 70
												328	A	Ark.-Pine Bluff	68 65
												328	H	Ark.-Pine Bluff	62 73
												344	A	Grambling	73 59
												344	H	Grambling	68 69
												351	A	Mississippi Val.	66 61
												351	H	Mississippi Val.	77 64
LAST 10 Division I															
157	A	Jackson St.	53 71	323	H	Alcorn	95 70								
344	H	Grambling	68 69	225	H	Southern U.	51 61								
157	H	Jackson St.	56 76	232	H	Alabama A&M	55 56								
136	A	Texas Southern	59 88	328	A	Ark.-Pine Bluff	68 65								
306	A	Prairie View	61 52	351	A	Mississippi Val.	66 61								

Non-Div I Games: Mobile 76 66 Paine 84 58

Alabama St.


































































Loss, Non-Conf, S Site, H Home A Away N Neutral



Mercer





Through Games Of March 11, 2020

Average RPI Win: <b>266</b>	WON-LOST	WINNING	LAST 10	STRENGTH OF	OPP. STRENGTH	TEAM	ADJ.	CONF.	ADJ CONF.
Average RPI Loss: <b>177</b>	RECORD	PCT. RANK	GAMES	SCHEDULE	OF SCHEDULE	RPI	RPI	RPI	RPI
DIV. I ONLY	7- 23	310	4-6	291	230	326	326	27	27
DIV. I NON-CONF.	2- 12	318	0	227	182	314	314	21	21
TOTALS	RPI 1-25	RPI 26-50	W-L RECORDS	RPI 51-100	RPI 101-150	RPI 150+			
7- 23	0- 0	0- 1	OVERALL	0- 3	0- 5	7- 14			
5- 8	0- 0	0- 1	HOME	0- 0	0- 1	5- 6			
1- 14	0- 0	0- 0	AWAY	0- 3	0- 3	1- 8			
1- 1	0- 0	0- 0	NEUTRAL	0- 0	0- 1	1- 0			
2- 12	0- 0	0- 1	NON-CONFERENCE	0- 3	0- 2	2- 6			
1- 5	0- 0	0- 1	HOME	0- 0	0- 0	1- 4			
1- 7	0- 0	0- 0	AWAY	0- 3	0- 2	1- 2			
0- 0	0- 0	0- 0	NEUTRAL	0- 0	0- 0	0- 0			
5- 11	0- 0	0- 0	CONFERENCE	0- 0	0- 3	5- 8			
4- 3	0- 0	0- 0	HOME	0- 0	0- 1	4- 2			
0- 7	0- 0	0- 0	AWAY	0- 0	0- 1	0- 6			
1- 1	0- 0	0- 0	NEUTRAL	0- 0	0- 1	1- 0			

RPI S	Opponent	Score	RPI S	Opponent	Score	RPI S	Opponent	Score	RPI S	Opponent	Score	Team's RPI: 326
			31 	Western Ky.	62 	52 	Yale	60 	119 	Columbia	48 	
						64 	Georgia	60 	138 	Florida	50 	
						72 	Alabama	56 	141 	UNC Greensboro	51 	
									141 	UNC Greensboro	50 	
									141 N	UNC Greensboro	73 	
									152 	Samford	64 	
									152 	Samford	54 	
									158 	Gardner-Webb	62 	
									165 	Jacksonville	83 	
									196 	Furman	49 	
									196 	Furman	61 55	
									207 	Chattanooga	52 	
									207 	Chattanooga	55 48	
									207 N	Chattanooga	63 55	
									221 	Kennesaw St.	64 	
									222 	Clemson	61 	
									226 	Appalachian St.	68 	
									272 	Wofford	49 	
									272 	Wofford	54 53	
									288 	ETSU	54 	
									288 	ETSU	66 	
									290 	Ga. Southern	62 52	
									294 	Eastern Ky.	60 	
									342 	Western Caro.	40 	
									342 	Western Caro.	60 54	
									350 	South Carolina St.	66 55	
LAST 10 Division I												
			141 N	UNC Greensboro	73 	207 	Chattanooga	52 				
			207 N	Chattanooga	63 55	152 	Samford	54 				
			141 	UNC Greensboro	50 	196 	Furman	61 55				
			342 	Western Caro.	60 54	272 	Wofford	54 53				
			288 	ETSU	54 	342 	Western Caro.	40 				

Non-Div I Games: LaGrange 74 47

Mercer

 Loss,  Non-Conf, S Site,  Home  Away N Neutral

Average RPI Win: <b>288</b>	WON-LOST	WINNING	LAST 10	STRENGTH OF	OPP. STRENGTH	TEAM	ADJ.	CONF.	ADJ CONF.
Average RPI Loss: <b>171</b>	RECORD	PCT. RANK	GAMES	SCHEDULE	OF SCHEDULE	RPI	RPI	RPI	RPI
DIV. I ONLY	4- 26	332	1-9	228	206	327	327	18	18
DIV. I NON-CONF.	2- 7	288	0	193	181	265	265	17	17
TOTALS	RPI 1-25	RPI 26-50	W-L RECORDS	RPI 51-100	RPI 101-150	RPI 150+			
4- 26	0- 1	0- 0	OVERALL	0- 4	0- 4	4- 17			
2- 10	0- 0	0- 0	HOME	0- 2	0- 1	2- 7			
2- 15	0- 1	0- 0	AWAY	0- 2	0- 3	2- 9			
0- 1	0- 0	0- 0	NEUTRAL	0- 0	0- 0	0- 1			
2- 7	0- 1	0- 0	NON-CONFERENCE	0- 0	0- 4	2- 2			
1- 1	0- 0	0- 0	HOME	0- 0	0- 1	1- 0			
1- 6	0- 1	0- 0	AWAY	0- 0	0- 3	1- 2			
0- 0	0- 0	0- 0	NEUTRAL	0- 0	0- 0	0- 0			
2- 19	0- 0	0- 0	CONFERENCE	0- 4	0- 0	2- 15			
1- 9	0- 0	0- 0	HOME	0- 2	0- 0	1- 7			
1- 9	0- 0	0- 0	AWAY	0- 2	0- 0	1- 7			
0- 1	0- 0	0- 0	NEUTRAL	0- 0	0- 0	0- 1			

RPI 1-25				RPI 26-50				RPI 51-100				RPI 101+ Team's RPI: 327			
RPI	S	Opponent	Score	RPI	S	Opponent	Score	RPI	S	Opponent	Score	RPI	S	Opponent	Score
13	A	UCLA	45 <b>85</b>					57	A	Montana St.	52 <b>81</b>	103	H	Portland	59 <b>78</b>
								57	H	Montana St.	67 <b>102</b>	106	A	Utah	46 <b>75</b>
								99	A	Idaho	50 <b>70</b>	134	A	Pacific	53 <b>76</b>
								99	H	Idaho	57 <b>91</b>	140	A	Washington	41 <b>94</b>
												162	A	Montana	57 <b>85</b>
												162	H	Montana	46 <b>78</b>
												164	A	Northern Ariz.	61 <b>92</b>
												164	H	Northern Ariz.	82 <b>88</b>
												170	A	Idaho St.	41 <b>55</b>
												170	H	Idaho St.	54 <b>65</b>
												189	A	Southern Utah	66 <b>82</b>
												189	H	Southern Utah	71 <b>87</b>
												189	N	Southern Utah	58 <b>62</b>
												197	A	Portland St.	63 <b>88</b>
												197	H	Portland St.	57 <b>76</b>
												209	A	UTEP	51 <b>70</b>
												224	A	Northern Colo.	65 60
												224	H	Northern Colo.	65 <b>69</b>
												302	H	Utah Valley	72 46
												309	A	Sacramento St.	52 <b>58</b>
												309	H	Sacramento St.	67 <b>91</b>
												311	A	New Mexico St.	47 <b>77</b>
												312	A	UC Riverside	64 54
												315	A	Eastern Wash.	53 <b>63</b>
												315	H	Eastern Wash.	83 77
LAST 10 Division I															
				189	N	Southern Utah	58 <b>62</b>			170	A	Idaho St.	41 <b>55</b>		
				315	H	Eastern Wash.	83 77			57	H	Montana St.	67 <b>102</b>		
				99	H	Idaho	57 <b>91</b>			162	H	Montana	46 <b>78</b>		
				197	A	Portland St.	63 <b>88</b>			164	A	Northern Ariz.	61 <b>92</b>		
				189	A	Southern Utah	66 <b>82</b>			309	A	Sacramento St.	52 <b>58</b>		

Non-Div I Games:

Weber St.

Average RPI Win:	337	WON-LOST	WINNING	LAST 10	STRENGTH OF	OPP. STRENGTH	TEAM	ADJ.	CONF.	ADJ CONF.
Average RPI Loss:	191	RECORD	PCT. RANK	GAMES	SCHEDULE	OF SCHEDULE	RPI	RPI	RPI	RPI
DIV. I ONLY	6- 22	316	3-7	316	340	328	328	32	32	
DIV. I NON-CONF.	0- 9	338	0	138	79	323	323	31	31	
TOTALS	RPI 1-25	RPI 26-50	W-L RECORDS	RPI 51-100	RPI 101-150	RPI 150+				
6- 22	0- 0	0- 1	OVERALL	0- 2	0- 5	6- 14				
3- 6	0- 0	0- 0	HOME	0- 0	0- 1	3- 5				
3- 16	0- 0	0- 1	AWAY	0- 2	0- 4	3- 9				
0- 0	0- 0	0- 0	NEUTRAL	0- 0	0- 0	0- 0				
0- 9	0- 0	0- 1	NON-CONFERENCE	0- 2	0- 2	0- 4				
0- 0	0- 0	0- 0	HOME	0- 0	0- 0	0- 0				
0- 9	0- 0	0- 1	AWAY	0- 2	0- 2	0- 4				
0- 0	0- 0	0- 0	NEUTRAL	0- 0	0- 0	0- 0				
6- 13	0- 0	0- 0	CONFERENCE	0- 0	0- 3	6- 10				
3- 6	0- 0	0- 0	HOME	0- 0	0- 1	3- 5				
3- 7	0- 0	0- 0	AWAY	0- 0	0- 2	3- 5				
0- 0	0- 0	0- 0	NEUTRAL	0- 0	0- 0	0- 0				

RPI S	Opponent	Score	RPI S	Opponent	Score	RPI S	Opponent	Score	RPI S	Opponent	Score	Team's RPI: 328
42	A Iowa St.	40 90	66	A Tennessee	51 92	109	A Washington St.	56 85	135	A Texas Tech	55 81	
			98	A Coastal Caro.	69 76	136	A Texas Southern	46 77	136	A Texas Southern	77 78	
						136	H Texas Southern	46 77	157	A Jackson St.	47 68	
						157	H Jackson St.	44 56	166	A Wichita St.	50 100	
						202	A Illinois	50 65	220	A Milwaukee	55 69	
						225	A Southern U.	61 85	225	H Southern U.	43 70	
						232	A Alabama A&M	55 74	232	H Alabama A&M	52 65	
						253	A Arkansas St.	60 81	306	A Prairie View	51 61	
						306	H Prairie View	69 54	323	A Alcorn	54 57	
						323	H Alcorn	75 77	325	A Alabama St.	73 62	
						325	H Alabama St.	65 68	344	A Grambling	82 64	
						344	H Grambling	84 79	351	A Mississippi Val.	80 77	
						351	H Mississippi Val.	81 59				
LAST 10 Division I												
136	A Texas Southern	46 77	306	H Prairie View	69 54							
351	H Mississippi Val.	81 59	323	A Alcorn	54 57							
157	A Jackson St.	47 68	225	A Southern U.	61 85							
344	A Grambling	82 64	325	H Alabama St.	65 68							
136	H Texas Southern	46 77	232	H Alabama A&M	52 65							

Non-Div I Games: Philander Smith 66 54

Ark.-Pine Bluff

■ Loss, 
 ■ Non-Conf, 
 ■ S Site, 
 ■ H Home 
 ■ A Away 
 N Neutral

# Hofstra

Through Games Of March 11, 2020

Average RPI Win: <b>234</b>	WON-LOST	WINNING	LAST 10	STRENGTH OF	OPP. STRENGTH	TEAM	ADJ.	CONF.	ADJ CONF.
Average RPI Loss: <b>175</b>	RECORD	PCT. RANK	GAMES	SCHEDULE	OF SCHEDULE	RPI	RPI	RPI	RPI
DIV. I ONLY	3- 27	341	0-10	180	242	329	329	14	14
DIV. I NON-CONF.	3- 8	268	0	194	351	301	301	13	13
TOTALS	RPI 1-25	RPI 26-50	W-L RECORDS	RPI 51-100	RPI 101-150	RPI 150+			
3- 27	0- 0	0- 4	OVERALL	0- 1	1- 4	2- 18			
2- 12	0- 0	0- 2	HOME	0- 1	1- 2	1- 7			
1- 13	0- 0	0- 2	AWAY	0- 0	0- 2	1- 9			
0- 2	0- 0	0- 0	NEUTRAL	0- 0	0- 0	0- 2			
3- 8	0- 0	0- 0	NON-CONFERENCE	0- 1	1- 0	2- 7			
2- 3	0- 0	0- 0	HOME	0- 1	1- 0	1- 2			
1- 3	0- 0	0- 0	AWAY	0- 0	0- 0	1- 3			
0- 2	0- 0	0- 0	NEUTRAL	0- 0	0- 0	0- 2			
0- 19	0- 0	0- 4	CONFERENCE	0- 0	0- 4	0- 11			
0- 9	0- 0	0- 2	HOME	0- 0	0- 2	0- 5			
0- 10	0- 0	0- 2	AWAY	0- 0	0- 2	0- 6			
0- 0	0- 0	0- 0	NEUTRAL	0- 0	0- 0	0- 0			

RPI S	Opponent	Score	RPI S	Opponent	Score	RPI S	Opponent	Score	RPI S	Opponent	Score	Team's RPI: 329
28	A James Madison	50 <b>92</b>	28	H James Madison	52 <b>89</b>	73	H Stony Brook	38 <b>81</b>	104	A William & Mary	42 <b>71</b>	
39	A Drexel	54 <b>74</b>	39	H Drexel	32 <b>45</b>				104	H William & Mary	53 <b>66</b>	
									129	H Campbell	58 <b>55</b>	
									144	A Northeastern	51 <b>74</b>	
									144	H Northeastern	54 <b>62</b>	
									152	N Samford	45 <b>65</b>	
									182	A Elon	50 <b>67</b>	
									182	A Elon	51 <b>71</b>	
									182	H Elon	56 <b>69</b>	
									183	A Delaware	59 <b>80</b>	
									183	H Delaware	67 <b>77</b>	
									190	H Cleveland St.	51 <b>61</b>	
									192	A Towson	71 <b>84</b>	
									192	H Towson	54 <b>71</b>	
									214	N Houston	44 <b>54</b>	
									228	A Fairfield	64 <b>73</b>	
									229	H Morgan St.	51 <b>39</b>	
									261	A UNCW	43 <b>56</b>	
									261	H UNCW	59 <b>62</b>	
									263	H Howard	64 <b>73</b>	
									269	A Col. of Charleston	63 <b>67</b>	
									269	H Col. of Charleston	60 <b>63</b>	
									285	A Sacred Heart	44 <b>71</b>	
									333	A LIU Brooklyn	46 <b>85</b>	
									345	A Hartford	43 <b>41</b>	
LAST 10 Division I												
182	A Elon	51 <b>71</b>	192	H Towson	54 <b>71</b>							
144	H Northeastern	54 <b>62</b>	104	A William & Mary	42 <b>71</b>							
261	A UNCW	43 <b>56</b>	182	A Elon	50 <b>67</b>							
269	A Col. of Charleston	63 <b>67</b>	183	H Delaware	67 <b>77</b>							
28	H James Madison	52 <b>89</b>	39	H Drexel	32 <b>45</b>							

Non-Div I Games:

Hofstra

Loss, Non-Conf, S Site, H Home A Away N Neutral

Average RPI Win:	295	WON-LOST	WINNING	LAST 10	STRENGTH OF	OPP. STRENGTH	TEAM	ADJ.	CONF.	ADJ CONF.
Average RPI Loss:	138	RECORD	PCT. RANK	GAMES	SCHEDULE	OF SCHEDULE	RPI	RPI	RPI	RPI
DIV. I ONLY	2- 26	347	0-10	173	131	330	330	8	8	
DIV. I NON-CONF.	2- 8	295	0	340	335	346	346	7	7	
TOTALS	RPI 1-25	RPI 26-50	W-L RECORDS	RPI 51-100	RPI 101-150	RPI 150+				
2- 26	0- 4	0- 2	OVERALL	0- 5	0- 4	2- 11				
2- 11	0- 2	0- 1	HOME	0- 2	0- 2	2- 4				
0- 15	0- 2	0- 1	AWAY	0- 3	0- 2	0- 7				
0- 0	0- 0	0- 0	NEUTRAL	0- 0	0- 0	0- 0				
2- 8	0- 0	0- 0	NON-CONFERENCE	0- 1	0- 0	2- 7				
2- 2	0- 0	0- 0	HOME	0- 0	0- 0	2- 2				
0- 6	0- 0	0- 0	AWAY	0- 1	0- 0	0- 5				
0- 0	0- 0	0- 0	NEUTRAL	0- 0	0- 0	0- 0				
0- 18	0- 4	0- 2	CONFERENCE	0- 4	0- 4	0- 4				
0- 9	0- 2	0- 1	HOME	0- 2	0- 2	0- 2				
0- 9	0- 2	0- 1	AWAY	0- 2	0- 2	0- 2				
0- 0	0- 0	0- 0	NEUTRAL	0- 0	0- 0	0- 0				

RPI S	Opponent	Score	RPI S	Opponent	Score	RPI S	Opponent	Score	RPI S	Opponent	Score	Team's RPI: 330
8	A Missouri St.	62 76	50	A Bradley	51 82	67	A UNI	60 76	105	A Southern Ill.	60 99	
8	H Missouri St.	55 81	50	H Bradley	53 71	67	H UNI	49 67	105	H Southern Ill.	57 70	
25	A Drake	44 108				74	A Illinois St.	58 81	133	A Valparaiso	54 72	
25	H Drake	51 66				74	H Illinois St.	51 68	133	H Valparaiso	66 88	
						88	A Southeast Mo. St.	60 83	155	A Loyola Chicago	47 77	
									155	H Loyola Chicago	61 71	
									174	A Austin Peay	64 80	
									200	H Eastern Ill.	44 90	
									202	A Illinois	44 59	
									231	A Miami (OH)	64 72	
									240	H Marshall	66 62	
									241	H Murray St.	59 61	
									275	A Indiana St.	58 68	
									275	H Indiana St.	58 70	
									338	A SIUE	74 85	
									339	A Purdue Fort Wayne	64 67	
									349	H Chicago St.	76 42	
LAST 10 Division I												
50	H Bradley	53 71	67	H UNI	49 67							
74	H Illinois St.	51 68	25	H Drake	51 66							
275	H Indiana St.	58 70	155	A Loyola Chicago	47 77							
105	A Southern Ill.	60 99	133	A Valparaiso	54 72							
8	A Missouri St.	62 76	275	A Indiana St.	58 68							

Non-Div I Games: Brescia 77 61

Evansville

Average RPI Win: <b>277</b>	WON-LOST	WINNING	LAST 10	STRENGTH OF	OPP. STRENGTH	TEAM	ADJ.	CONF.	ADJ CONF.
Average RPI Loss: <b>173</b>	RECORD	PCT. RANK	GAMES	SCHEDULE	OF SCHEDULE	RPI	RPI	RPI	RPI
DIV. I ONLY	4- 25	330	1-9	246	203	331	331	15	15
DIV. I NON-CONF.	3- 10	282	0	301	327	325	325	14	14
TOTALS	RPI 1-25	RPI 26-50	W-L RECORDS	RPI 51-100	RPI 101-150	RPI 150+			
4- 25	0- 0	0- 2	OVERALL	0- 4	1- 5	3- 14			
3- 10	0- 0	0- 1	HOME	0- 2	1- 2	2- 5			
1- 15	0- 0	0- 1	AWAY	0- 2	0- 3	1- 9			
0- 0	0- 0	0- 0	NEUTRAL	0- 0	0- 0	0- 0			
3- 10	0- 0	0- 0	NON-CONFERENCE	0- 2	0- 2	3- 6			
2- 3	0- 0	0- 0	HOME	0- 1	0- 1	2- 1			
1- 7	0- 0	0- 0	AWAY	0- 1	0- 1	1- 5			
0- 0	0- 0	0- 0	NEUTRAL	0- 0	0- 0	0- 0			
1- 15	0- 0	0- 2	CONFERENCE	0- 2	1- 3	0- 8			
1- 7	0- 0	0- 1	HOME	0- 1	1- 1	0- 4			
0- 8	0- 0	0- 1	AWAY	0- 1	0- 2	0- 4			
0- 0	0- 0	0- 0	NEUTRAL	0- 0	0- 0	0- 0			

RPI S	Opponent	Score	RPI S	Opponent	Score	RPI S	Opponent	Score	RPI S	Opponent	Score	Team's RPI: 331
36	A FGCU	39 <b>82</b>	36	H FGCU	39 <b>68</b>	56	H Penn	51 <b>85</b>	119	A Columbia	43 <b>99</b>	
						95	A Colorado	57 <b>80</b>	121	A North Florida	48 <b>71</b>	
						97	A Liberty	48 <b>66</b>	121	H North Florida	60 <b>56</b>	
						97	H Liberty	53 <b>67</b>	126	H Colgate	52 <b>79</b>	
									142	A North Ala.	45 <b>90</b>	
									142	H North Ala.	55 <b>57</b>	
									156	A Binghamton	40 <b>75</b>	
									165	A Jacksonville	67 <b>88</b>	
									165	H Jacksonville	54 <b>66</b>	
									190	A Cornell	44 <b>68</b>	
									221	A Kennesaw St.	62 <b>85</b>	
									221	H Kennesaw St.	64 <b>77</b>	
									227	A Stetson	49 <b>72</b>	
									227	H Stetson	49 <b>68</b>	
									247	A Lipscomb	66 <b>68</b>	
									247	H Lipscomb	57 <b>65</b>	
									271	A Air Force	48 <b>68</b>	
									303	A Wagner	59 <b>61</b>	
									304	H Fairleigh Dickinson	59 <b>68</b>	
									308	A Vermont	59 <b>65</b>	
									319	H St. Francis Brooklyn	88 <b>69</b>	
									322	H Saint Peter's	76 <b>73</b>	
									345	A Hartford	61 <b>52</b>	
LAST 10 Division I												
142	A North Ala.	45 <b>90</b>	97	A Liberty	48 <b>66</b>							
221	A Kennesaw St.	62 <b>85</b>	121	H North Florida	60 <b>56</b>							
227	H Stetson	49 <b>68</b>	165	H Jacksonville	54 <b>66</b>							
36	H FGCU	39 <b>68</b>	142	H North Ala.	55 <b>57</b>							
247	A Lipscomb	66 <b>68</b>	227	A Stetson	49 <b>72</b>							

Non-Div I Games:

NJIT

Detroit Mercy

Through Games Of March 11, 2020

Average RPI Win:	291	WON-LOST	WINNING	LAST 10	STRENGTH OF	OPP. STRENGTH	TEAM	ADJ.	CONF.	ADJ CONF.
Average RPI Loss:	179	RECORD	PCT. RANK	GAMES	SCHEDULE	OF SCHEDULE	RPI	RPI	RPI	RPI
DIV. I ONLY	3- 27	341	1-9	209	267	332	332	22	22	
DIV. I NON-CONF.	0- 11	338	0	198	236	334	334	22	22	
TOTALS	RPI 1-25	RPI 26-50	W-L RECORDS	RPI 51-100	RPI 101-150	RPI 150+				
3- 27	0- 0	0- 0	OVERALL	0- 2	0- 6	3- 19				
2- 12	0- 0	0- 0	HOME	0- 1	0- 3	2- 8				
1- 13	0- 0	0- 0	AWAY	0- 1	0- 3	1- 9				
0- 2	0- 0	0- 0	NEUTRAL	0- 0	0- 0	0- 2				
0- 11	0- 0	0- 0	NON-CONFERENCE	0- 0	0- 4	0- 7				
0- 5	0- 0	0- 0	HOME	0- 0	0- 2	0- 3				
0- 4	0- 0	0- 0	AWAY	0- 0	0- 2	0- 2				
0- 2	0- 0	0- 0	NEUTRAL	0- 0	0- 0	0- 2				
3- 16	0- 0	0- 0	CONFERENCE	0- 2	0- 2	3- 12				
2- 7	0- 0	0- 0	HOME	0- 1	0- 1	2- 5				
1- 9	0- 0	0- 0	AWAY	0- 1	0- 1	1- 7				
0- 0	0- 0	0- 0	NEUTRAL	0- 0	0- 0	0- 0				

RPI S	Opponent	Score	RPI S	Opponent	Score	RPI S	Opponent	Score	RPI S	Opponent	Score	Team's RPI: 332
						59	A IUPUI	45 82	101	A Butler	60 82	
						59	H IUPUI	54 95	102	A Michigan St.	52 110	
									113	A Green Bay	45 72	
									113	H Green Bay	48 65	
									133	H Valparaiso	58 77	
									148	H Toledo	64 82	
									151	A Western Mich.	67 82	
									155	H Loyola Chicago	60 89	
									160	H Eastern Mich.	70 84	
									172	A Wright St.	61 67	
									172	H Wright St.	58 66	
									184	H Akron	60 81	
									185	A Northern Ky.	47 94	
									185	A Northern Ky.	60 72	
									185	H Northern Ky.	61 82	
									190	A Cleveland St.	63 68	
									190	H Cleveland St.	70 59	
									205	N Tennessee Tech	47 69	
									220	A Milwaukee	51 76	
									220	H Milwaukee	48 63	
									252	A George Mason	62 75	
									259	A Youngstown St.	66 72	
									259	H Youngstown St.	47 62	
									285	N Sacred Heart	60 66	
									289	A Oakland	60 65	
									289	H Oakland	57 71	
LAST 10 Division I												
			185	A Northern Ky.	47 94	220	A Milwaukee	51 76				
			172	H Wright St.	58 66	113	A Green Bay	45 72				
			185	H Northern Ky.	61 82	341	H UIC	58 52				
			190	A Cleveland St.	63 68	59	H IUPUI	54 95				
			259	A Youngstown St.	66 72	289	A Oakland	60 65				

Non-Div I Games:

Detroit Mercy

Loss, Non-Conf, S Site, H Home A Away N Neutral

D  
e  
t  
r  
o  
i  
t  
M  
e  
r  
c  
y

RPI S      Detroit Mercy  
Opponent      Score

Through Games Of March 11, 2020

RPI	S	Opponent	Score	
341	A	UIC	70	62
341	H	UIC	58	52

D  
e  
t  
r  
o  
i  
t  
M  
e  
r  
c  
y

Detroit Mercy



# LIU Brooklyn

Through Games Of March 11, 2020

Average RPI Win:	287	WON-LOST	WINNING	LAST 10	STRENGTH OF	OPP. STRENGTH	TEAM	ADJ.	CONF.	ADJ CONF.
Average RPI Loss:	238	RECORD	PCT. RANK	GAMES	SCHEDULE	OF SCHEDULE	RPI	RPI	RPI	RPI
DIV. I ONLY	8- 22	304	3-7	324	347	333	333	30	30	
DIV. I NON-CONF.	1- 10	329	0	272	348	342	342	30	30	
TOTALS	RPI 1-25	RPI 26-50	W-L RECORDS	RPI 51-100	RPI 101-150	RPI 150+				
8- 22	0- 0	0- 0	OVERALL	0- 1	0- 1	8- 20				
6- 10	0- 0	0- 0	HOME	0- 1	0- 1	6- 8				
2- 12	0- 0	0- 0	AWAY	0- 0	0- 0	2- 12				
0- 0	0- 0	0- 0	NEUTRAL	0- 0	0- 0	0- 0				
1- 10	0- 0	0- 0	NON-CONFERENCE	0- 1	0- 0	1- 9				
1- 6	0- 0	0- 0	HOME	0- 1	0- 0	1- 5				
0- 4	0- 0	0- 0	AWAY	0- 0	0- 0	0- 4				
0- 0	0- 0	0- 0	NEUTRAL	0- 0	0- 0	0- 0				
7- 12	0- 0	0- 0	CONFERENCE	0- 0	0- 1	7- 11				
5- 4	0- 0	0- 0	HOME	0- 0	0- 1	5- 3				
2- 8	0- 0	0- 0	AWAY	0- 0	0- 0	2- 8				
0- 0	0- 0	0- 0	NEUTRAL	0- 0	0- 0	0- 0				

RPI S	Opponent	Score	RPI S	Opponent	Score	RPI S	Opponent	Score	RPI S	Opponent	Score	Team's RPI: 333
						73	H Stony Brook	49 80	110	H Robert Morris	59 70	
									154	A Mt. St. Mary's	47 80	
									154	A Mt. St. Mary's	57 75	
									154	H Mt. St. Mary's	57 77	
									169	A Lafayette	60 65	
									178	A Merrimack	68 60	
									178	H Merrimack	63 66	
									190	H Cleveland St.	49 79	
									210	A Rhode Island	56 79	
									213	A UMass Lowell	56 65	
									228	H Fairfield	51 53	
									268	A Army West Point	60 67	
									276	A Saint Francis (PA)	71 64	
									276	H Saint Francis (PA)	71 53	
									285	A Sacred Heart	55 64	
									285	H Sacred Heart	66 63	
									296	H N.C. Central	59 61	
									303	A Wagner	61 63	
									303	H Wagner	66 52	
									304	A Fairleigh Dickinson	50 64	
									304	H Fairleigh Dickinson	68 63	
									308	H Vermont	62 73	
									319	A St. Francis Brooklyn	63 88	
									319	H St. Francis Brooklyn	54 71	
									322	H Saint Peter's	74 89	
									324	A Bryant	53 57	
LAST 10 Division I												
154	A	Mt. St. Mary's	47	80	304	A	Fairleigh Dickinson	50	64			
285	A	Sacred Heart	55	64	285	H	Sacred Heart	66	63			
346	A	Central Conn. St.	57	71	319	H	St. Francis Brooklyn	54	71			
303	H	Wagner	66	52	154	H	Mt. St. Mary's	57	77			
276	A	Saint Francis (PA)	71	64	178	H	Merrimack	63	66			

Non-Div I Games:

LIU Brooklyn

Loss, Non-Conf, S Site, H Home A Away N Neutral

RPI	S	Opponent	Score
329	H	Hofstra	85 46
346	A	Central Conn. St.	57 71
346	H	Central Conn. St.	63 61

L  
I  
U  
B  
r  
o  
o  
k  
l  
y  
n

L  
I  
U  
B  
r  
o  
o  
k  
l  
y  
n

LIU Brooklyn

## Tennessee St.

Through Games Of March 11, 2020

Average RPI Win:	268	WON-LOST	WINNING	LAST 10	STRENGTH OF	OPP. STRENGTH	TEAM	ADJ.	CONF.	ADJ CONF.
Average RPI Loss:	184	RECORD	PCT. RANK	GAMES	SCHEDULE	OF SCHEDULE	RPI	RPI	RPI	RPI
DIV. I ONLY	2- 24	346	2-8	211	262	334	334	20	20	
DIV. I NON-CONF.	0- 8	338	0	140	217	327	327	23	23	
TOTALS	RPI 1-25	RPI 26-50	W-L RECORDS	RPI 51-100	RPI 101-150	RPI 150+				
2- 24	0- 0	0- 2	OVERALL	0- 4	0- 3	2- 15				
1- 13	0- 0	0- 0	HOME	0- 1	0- 3	1- 9				
1- 11	0- 0	0- 2	AWAY	0- 3	0- 0	1- 6				
0- 0	0- 0	0- 0	NEUTRAL	0- 0	0- 0	0- 0				
0- 8	0- 0	0- 1	NON-CONFERENCE	0- 1	0- 3	0- 3				
0- 5	0- 0	0- 0	HOME	0- 0	0- 3	0- 2				
0- 3	0- 0	0- 1	AWAY	0- 1	0- 0	0- 1				
0- 0	0- 0	0- 0	NEUTRAL	0- 0	0- 0	0- 0				
2- 16	0- 0	0- 1	CONFERENCE	0- 3	0- 0	2- 12				
1- 8	0- 0	0- 0	HOME	0- 1	0- 0	1- 7				
1- 8	0- 0	0- 1	AWAY	0- 2	0- 0	1- 5				
0- 0	0- 0	0- 0	NEUTRAL	0- 0	0- 0	0- 0				

RPI S	Opponent	Score	RPI S	Opponent	Score	RPI S	Opponent	Score	RPI S	Opponent	Score	Team's RPI: 334
29	A Arizona	42 77	54	A Belmont	58 70	119	H Columbia	65 75				
48	A UT Martin	71 88	54	H Belmont	51 84	127	H Vanderbilt	55 106				
			66	A Tennessee	43 73	142	H North Ala.	63 88				
			88	A Southeast Mo. St.	54 83	174	A Austin Peay	58 76				
						174	H Austin Peay	55 87				
						200	H Eastern Ill.	52 73				
						205	A Tennessee Tech	47 88				
						205	H Tennessee Tech	69 81				
						211	A South Alabama	48 70				
						241	A Murray St.	62 100				
						241	H Murray St.	96 81				
						247	H Lipscomb	64 74				
						250	A Jacksonville St.	48 70				
						250	H Jacksonville St.	45 63				
						286	A Morehead St.	60 69				
						286	H Morehead St.	47 84				
						294	A Eastern Ky.	67 64				
						294	H Eastern Ky.	55 61				
						323	H Alcorn	57 62				
						338	H SIUE	63 76				
LAST 10 Division I												
54	H Belmont	51 84	54	A Belmont	58 70							
250	H Jacksonville St.	45 63	241	H Murray St.	96 81							
286	A Morehead St.	60 69	174	H Austin Peay	55 87							
294	A Eastern Ky.	67 64	205	A Tennessee Tech	47 88							
205	H Tennessee Tech	69 81	250	A Jacksonville St.	48 70							

Non-Div I Games: Wilberforce 83 65 Fisk 91 50

Tennessee St.

Loss, Non-Conf, S Site, H Home A Away N Neutral

Average RPI Win:	316	WON-LOST	WINNING	LAST 10	STRENGTH OF	OPP. STRENGTH	TEAM	ADJ.	CONF.	ADJ CONF.
Average RPI Loss:	186	RECORD	PCT. RANK	GAMES	SCHEDULE	OF SCHEDULE	RPI	RPI	RPI	RPI
DIV. I ONLY	5- 21	322	2-8	308	285	335	335	23	23	
DIV. I NON-CONF.	1- 5	313	0	219	266	319	319	24	24	
TOTALS	RPI 1-25	RPI 26-50	W-L RECORDS	RPI 51-100	RPI 101-150	RPI 150+				
5- 21	0- 0	0- 2	OVERALL	0- 4	0- 2	5- 13				
4- 8	0- 0	0- 0	HOME	0- 2	0- 1	4- 5				
1- 13	0- 0	0- 2	AWAY	0- 2	0- 1	1- 8				
0- 0	0- 0	0- 0	NEUTRAL	0- 0	0- 0	0- 0				
1- 5	0- 0	0- 2	NON-CONFERENCE	0- 0	0- 1	1- 2				
1- 1	0- 0	0- 0	HOME	0- 0	0- 0	1- 1				
0- 4	0- 0	0- 2	AWAY	0- 0	0- 1	0- 1				
0- 0	0- 0	0- 0	NEUTRAL	0- 0	0- 0	0- 0				
4- 16	0- 0	0- 0	CONFERENCE	0- 4	0- 1	4- 11				
3- 7	0- 0	0- 0	HOME	0- 2	0- 1	3- 4				
1- 9	0- 0	0- 0	AWAY	0- 2	0- 0	1- 7				
0- 0	0- 0	0- 0	NEUTRAL	0- 0	0- 0	0- 0				

RPI S	Opponent	Score	RPI S	Opponent	Score	RPI S	Opponent	Score	RPI S	Opponent	Score	Team's RPI: 335
30	A Arkansas	39 99	43	A Texas	49 91	78	H A&M-Corpus Christi	59 72	135	A Texas Tech	49 79	
						82	A SFA	40 89	145	H Sam Houston St.	69 79	
						82	H SFA	45 61	157	H Jackson St.	49 66	
						85	A Abilene Christian	69 84	173	A New Orleans	76 82	
									173	H New Orleans	63 77	
									238	A Central Ark.	62 80	
									238	H Central Ark.	44 51	
									251	A Southeastern La.	41 66	
									251	H Southeastern La.	56 72	
									255	A Nicholls St.	66 73	
									255	H Nicholls St.	58 54	
									262	A Lamar University	58 61	
									267	A Incarnate Word	39 76	
									267	H Incarnate Word	67 69	
									318	A Houston Baptist	54 46	
									318	H Houston Baptist	69 60	
									344	H Grambling	65 61	
									347	A McNeese	51 61	
									347	H McNeese	70 60	
									348	A La.-Monroe	54 63	
LAST 10 Division I												
238	A Central Ark.	62 80	347	H McNeese	70 60							
173	A New Orleans	76 82	267	A Incarnate Word	39 76							
251	A Southeastern La.	41 66	318	A Houston Baptist	54 46							
82	H SFA	45 61	85	A Abilene Christian	69 84							
255	A Nicholls St.	66 73	238	H Central Ark.	44 51							

Non-Div I Games: LeTourneau 91 61 LSU-Shreveport 63 68 Central Baptist 61 59

Northwestern St.

Loss, Non-Conf, S Site, H Home A Away N Neutral

Florida A&M

Through Games Of March 11, 2020

Average RPI Win:	336	WON-LOST	WINNING	LAST 10	STRENGTH OF	OPP. STRENGTH	TEAM	ADJ.	CONF.	ADJ CONF.
Average RPI Loss:	212	RECORD	PCT. RANK	GAMES	SCHEDULE	OF SCHEDULE	RPI	RPI	RPI	RPI
DIV. I ONLY	4- 21	328	2-8	297	350	336	336	29	29	
DIV. I NON-CONF.	0- 9	338	0	279	345	347	347	29	29	
TOTALS	RPI 1-25	RPI 26-50	W-L RECORDS	RPI 51-100	RPI 101-150	RPI 150+				
4- 21	0- 0	0- 1	OVERALL	0- 0	0- 4	4- 16				
2- 8	0- 0	0- 0	HOME	0- 0	0- 1	2- 7				
2- 13	0- 0	0- 1	AWAY	0- 0	0- 3	2- 9				
0- 0	0- 0	0- 0	NEUTRAL	0- 0	0- 0	0- 0				
0- 9	0- 0	0- 1	NON-CONFERENCE	0- 0	0- 2	0- 6				
0- 2	0- 0	0- 0	HOME	0- 0	0- 0	0- 2				
0- 7	0- 0	0- 1	AWAY	0- 0	0- 2	0- 4				
0- 0	0- 0	0- 0	NEUTRAL	0- 0	0- 0	0- 0				
4- 12	0- 0	0- 0	CONFERENCE	0- 0	0- 2	4- 10				
2- 6	0- 0	0- 0	HOME	0- 0	0- 1	2- 5				
2- 6	0- 0	0- 0	AWAY	0- 0	0- 1	2- 5				
0- 0	0- 0	0- 0	NEUTRAL	0- 0	0- 0	0- 0				

RPI 1-25			RPI 26-50			RPI 51-100			RPI 101+ Team's RPI: 336		
RPI	S	Opponent	Score	RPI	S	Opponent	Score	RPI	S	Opponent	Score
				35	A	LSU	45 73				
								130	A	Bethune-Cookman	64 66
								130	H	Bethune-Cookman	57 78
								135	A	Texas Tech	60 98
								138	A	Florida	40 84
								153	A	Norfolk St.	51 59
								153	H	Norfolk St.	62 69
								163	A	N.C. A&T	44 71
								163	H	N.C. A&T	49 66
								165	H	Jacksonville	54 88
								229	H	Morgan St.	47 59
								232	H	Alabama A&M	53 77
								250	A	Jacksonville St.	67 72
								263	A	Howard	58 72
								263	H	Howard	56 82
								274	A	Delaware St.	53 61
								296	A	N.C. Central	57 66
								296	H	N.C. Central	70 71
								307	A	UMES	81 71
								317	A	USC Upstate	61 74
								323	A	Alcorn	42 58
								337	H	Coppin St.	58 48
								350	A	South Carolina St.	44 39
								350	H	South Carolina St.	57 45
								351	A	Mississippi Val.	70 71
LAST 10 Division I											
				130	A	Bethune-Cookman	64 66	163	H	N.C. A&T	49 66
				350	H	South Carolina St.	57 45	263	H	Howard	56 82
				153	H	Norfolk St.	62 69	130	H	Bethune-Cookman	57 78
				307	A	UMES	81 71	153	A	Norfolk St.	51 59
				274	A	Delaware St.	53 61	263	A	Howard	58 72

Non-Div I Games: Johnson (FL) 102 40 Trinity Baptist 103 54

Florida A&M

Loss, Non-Conf, S Site, H Home A Away N Neutral

Average RPI Win: <b>270</b>	WON-LOST	WINNING	LAST 10	STRENGTH OF	OPP. STRENGTH	TEAM	ADJ.	CONF.	ADJ CONF.
Average RPI Loss: <b>207</b>	RECORD	PCT. RANK	GAMES	SCHEDULE	OF SCHEDULE	RPI	RPI	RPI	RPI
DIV. I ONLY	3- 26	338	3-7	280	295	337	337	29	29
DIV. I NON-CONF.	0- 12	338	0	112	161	318	318	29	29
TOTALS	RPI 1-25	RPI 26-50	W-L RECORDS	RPI 51-100	RPI 101-150	RPI 150+			
3- 26	0- 0	0- 3	OVERALL	0- 3	0- 2	3- 18			
1- 9	0- 0	0- 0	HOME	0- 0	0- 0	1- 9			
2- 16	0- 0	0- 3	AWAY	0- 3	0- 2	2- 8			
0- 1	0- 0	0- 0	NEUTRAL	0- 0	0- 0	0- 1			
0- 12	0- 0	0- 3	NON-CONFERENCE	0- 3	0- 1	0- 5			
0- 2	0- 0	0- 0	HOME	0- 0	0- 0	0- 2			
0- 10	0- 0	0- 3	AWAY	0- 3	0- 1	0- 3			
0- 0	0- 0	0- 0	NEUTRAL	0- 0	0- 0	0- 0			
3- 14	0- 0	0- 0	CONFERENCE	0- 0	0- 1	3- 13			
1- 7	0- 0	0- 0	HOME	0- 0	0- 0	1- 7			
2- 6	0- 0	0- 0	AWAY	0- 0	0- 1	2- 5			
0- 1	0- 0	0- 0	NEUTRAL	0- 0	0- 0	0- 1			

RPI S	Opponent	Score	RPI S	Opponent	Score	RPI S	Opponent	Score	RPI S	Opponent	Score	Team's RPI: 337
26	A South Dakota	44 82	61	A Cincinnati	40 86	130	A Bethune-Cookman	51 82				
41	A Dayton	48 78	70	A West Virginia	47 82	142	A George Washington	35 54				
47	A Rutgers	33 107	71	A South Dakota St.	41 94	153	A Norfolk St.	57 55				
						153	H Norfolk St.	48 85				
						163	H N.C. A&T	38 84				
						194	A La Salle	46 79				
						229	A Morgan St.	42 68				
						229	H Morgan St.	42 47				
						240	A Marshall	47 60				
						263	A Howard	52 64				
						263	H Howard	54 66				
						274	A Delaware St.	55 72				
						274	H Delaware St.	65 72				
						282	H Niagara	67 82				
						296	H N.C. Central	44 58				
						300	A UMBC	48 71				
						307	A UMES	46 61				
						307	H UMES	66 63				
						307	N UMES	50 62				
						322	H Saint Peter's	57 82				
						336	A Florida A&M	48 58				
						350	A South Carolina St.	61 42				
						350	H South Carolina St.	60 71				
LAST 10 Division I												
307	N UMES	50 62	350	A South Carolina St.	61 42							
307	A UMES	46 61	307	H UMES	66 63							
229	A Morgan St.	42 68	296	H N.C. Central	44 58							
274	H Delaware St.	65 72	263	A Howard	52 64							
153	A Norfolk St.	57 55	274	A Delaware St.	55 72							

Non-Div I Games:

Coppin St.

0- 0			0- 0			NEUTRAL			0- 0			0- 0			0- 0		
RPI 1-25				RPI 26-50				RPI 51-100				RPI 101+ Team's RPI: 338					
RPI	S	Opponent	Score	RPI	S	Opponent	Score	RPI	S	Opponent	Score	RPI	S	Opponent	Score		
48	A	UT Martin	58 75	48	H	UT Martin	39 79	54	A	Belmont	48 69	105	H	Southern Ill.	67 103		
								74	A	Illinois St.	53 74	142	N	North Ala.	67 85		
								86	H	Saint Louis	35 68	155	H	Loyola Chicago	50 63		
								88	A	Southeast Mo. St.	57 80	174	A	Austin Peay	61 74		
								88	H	Southeast Mo. St.	56 66	174	H	Austin Peay	62 79		
								90	A	Nebraska	49 63	177	A	Missouri	51 68		
												200	A	Eastern Ill.	71 77		
												200	H	Eastern Ill.	62 65		
												205	H	Tennessee Tech	50 65		
												241	A	Murray St.	60 74		
												241	H	Murray St.	61 70		
												250	H	Jacksonville St.	44 53		
												286	A	Morehead St.	69 75		
												286	H	Morehead St.	55 63		
												294	A	Eastern Ky.	46 49		
												294	H	Eastern Ky.	38 68		
												316	A	Georgia St.	73 74		
												330	H	Evansville	85 74		
												334	A	Tennessee St.	76 63		
												339	H	Purdue Fort Wayne	57 53		
LAST 10 Division I																	
200	H	Eastern Ill.	62 65	200	A	Eastern Ill.	71 77										
48	A	UT Martin	58 75	294	H	Eastern Ky.	38 68										
241	H	Murray St.	61 70	286	H	Morehead St.	55 63										
174	H	Austin Peay	62 79	241	A	Murray St.	60 74										
88	A	Southeast Mo. St.	57 80	174	A	Austin Peay	61 74										

SIUE

Page 367

Average RPI Win:	328	WON-LOST	WINNING	LAST 10	STRENGTH OF	OPP. STRENGTH	TEAM	ADJ.	CONF.	ADJ CONF.
Average RPI Loss:	176	RECORD	PCT. RANK	GAMES	SCHEDULE	OF SCHEDULE	RPI	RPI	RPI	RPI
DIV. I ONLY	3- 24	334	1-9	278	201	339	339	19	19	
DIV. I NON-CONF.	2- 9	304	0	284	253	331	331	18	18	
TOTALS	RPI 1-25	RPI 26-50	W-L RECORDS	RPI 51-100	RPI 101-150	RPI 150+				
3- 24	0- 0	0- 2	OVERALL	0- 5	0- 2	3- 15				
2- 10	0- 0	0- 1	HOME	0- 3	0- 0	2- 6				
1- 11	0- 0	0- 1	AWAY	0- 1	0- 1	1- 8				
0- 3	0- 0	0- 0	NEUTRAL	0- 1	0- 1	0- 1				
2- 9	0- 0	0- 0	NON-CONFERENCE	0- 3	0- 2	2- 4				
2- 2	0- 0	0- 0	HOME	0- 2	0- 0	2- 0				
0- 4	0- 0	0- 0	AWAY	0- 0	0- 1	0- 3				
0- 3	0- 0	0- 0	NEUTRAL	0- 1	0- 1	0- 1				
1- 15	0- 0	0- 2	CONFERENCE	0- 2	0- 0	1- 11				
0- 8	0- 0	0- 1	HOME	0- 1	0- 0	0- 6				
1- 7	0- 0	0- 1	AWAY	0- 1	0- 0	1- 5				
0- 0	0- 0	0- 0	NEUTRAL	0- 0	0- 0	0- 0				

RPI S	Opponent	Score	RPI S	Opponent	Score	RPI S	Opponent	Score	RPI S	Opponent	Score	Team's RPI: 339
26	A South Dakota	25 79	26	H South Dakota	41 62	71	A South Dakota St.	43 89	101	A Butler	58 85	
						71	H South Dakota St.	69 100	135	N Texas Tech	48 82	
						76	H Ball St.	52 83	160	A Eastern Mich.	40 64	
						88	H Southeast Mo. St.	48 58	184	A Akron	53 64	
						96	N Kent St.	67 75	198	A Oral Roberts	59 96	
									198	H Oral Roberts	73 79	
									216	A Western Ill.	68 79	
									216	H Western Ill.	74 83	
									217	A North Dakota	85 91	
									217	H North Dakota	49 63	
									243	A Denver	57 83	
									243	H Denver	67 85	
									257	A North Dakota St.	53 74	
									257	H North Dakota St.	44 58	
									281	N Monmouth	46 60	
									313	A Omaha	58 57	
									313	H Omaha	51 65	
									330	H Evansville	67 64	
									338	A SIUE	53 57	
									341	H UIC	61 50	
LAST 10 Division I												
198	A Oral Roberts	59 96	243	A Denver	57 83							
243	H Denver	67 85	216	H Western Ill.	74 83							
313	H Omaha	51 65	217	H North Dakota	49 63							
71	A South Dakota St.	43 89	257	H North Dakota St.	44 58							
257	A North Dakota St.	53 74	313	A Omaha	58 57							

Non-Div I Games: Heidelberg 82 55 Purdue Northwest 73 50

Purdue Fort Wayne

Loss, Non-Conf, S Site, H Home A Away N Neutral



Average RPI Win: 274		WON-LOST	WINNING	LAST 10	STRENGTH OF	OPP. STRENGTH	TEAM	ADJ.	CONF.	ADJ CONF.
Average RPI Loss: 210		RECORD	PCT. RANK	GAMES	SCHEDULE	OF SCHEDULE	RPI	RPI	RPI	RPI
DIV. I ONLY		5- 25	324	3-7	303	269	340	340	24	24
DIV. I NON-CONF.		1- 8	322	0	322	251	345	345	25	25
TOTALS		RPI 1-25	RPI 26-50	W-L RECORDS	RPI 51-100	RPI 101-150	RPI 150+			
5- 25	0- 0		0- 0	OVERALL	0- 4	0- 3	5- 18			
4- 9	0- 0		0- 0	HOME	0- 2	0- 1	4- 6			
1- 14	0- 0		0- 0	AWAY	0- 2	0- 2	1- 10			
0- 2	0- 0		0- 0	NEUTRAL	0- 0	0- 0	0- 2			
1- 8	0- 0		0- 0	NON-CONFERENCE	0- 0	0- 3	1- 5			
1- 2	0- 0		0- 0	HOME	0- 0	0- 1	1- 1			
0- 5	0- 0		0- 0	AWAY	0- 0	0- 2	0- 3			
0- 1	0- 0		0- 0	NEUTRAL	0- 0	0- 0	0- 1			
4- 17	0- 0		0- 0	CONFERENCE	0- 4	0- 0	4- 13			
3- 7	0- 0		0- 0	HOME	0- 2	0- 0	3- 5			
1- 9	0- 0		0- 0	AWAY	0- 2	0- 0	1- 7			
0- 1	0- 0		0- 0	NEUTRAL	0- 0	0- 0	0- 1			

[illegible]

Non-Div I Games:

Canisius

■ Loss, ■ Non-Conf, S Site, H Home A Away N Neutral

Average RPI Win:	299	WON-LOST	WINNING	LAST 10	STRENGTH OF	OPP. STRENGTH	TEAM	ADJ.	CONF.	ADJ CONF.
Average RPI Loss:	185	RECORD	PCT. RANK	GAMES	SCHEDULE	OF SCHEDULE	RPI	RPI	RPI	RPI
DIV. I ONLY	3- 27	341	1-9	277	250	341	341	22	22	
DIV. I NON-CONF.	1- 10	329	0	307	206	337	337	22	22	
TOTALS	RPI 1-25	RPI 26-50	W-L RECORDS	RPI 51-100	RPI 101-150	RPI 150+				
3- 27	0- 0	0- 1	OVERALL	0- 3	0- 4	3- 19				
2- 12	0- 0	0- 1	HOME	0- 1	0- 1	2- 9				
1- 15	0- 0	0- 0	AWAY	0- 2	0- 3	1- 10				
0- 0	0- 0	0- 0	NEUTRAL	0- 0	0- 0	0- 0				
1- 10	0- 0	0- 1	NON-CONFERENCE	0- 1	0- 2	1- 6				
0- 5	0- 0	0- 1	HOME	0- 0	0- 0	0- 4				
1- 5	0- 0	0- 0	AWAY	0- 1	0- 2	1- 2				
0- 0	0- 0	0- 0	NEUTRAL	0- 0	0- 0	0- 0				
2- 17	0- 0	0- 0	CONFERENCE	0- 2	0- 2	2- 13				
2- 7	0- 0	0- 0	HOME	0- 1	0- 1	2- 5				
0- 10	0- 0	0- 0	AWAY	0- 1	0- 1	0- 8				
0- 0	0- 0	0- 0	NEUTRAL	0- 0	0- 0	0- 0				

RPI S	Opponent	Score	RPI S	Opponent	Score	RPI S	Opponent	Score	RPI S	Opponent	Score	Team's RPI: 341
32	H Florida St.	42 86	59	A IUPUI	51 87	113	A Green Bay	36 73				
			59	H IUPUI	49 88	113	H Green Bay	49 75				
			77	A Kansas St.	40 84	132	A Kansas	50 91				
						133	A Valparaiso	37 63				
						151	H Western Mich.	52 80				
						160	H Eastern Mich.	59 68				
						172	A Wright St.	55 79				
						172	A Wright St.	47 83				
						172	H Wright St.	43 58				
						185	A Northern Ky.	35 78				
						185	H Northern Ky.	46 88				
						190	A Cleveland St.	44 84				
						190	H Cleveland St.	43 83				
						200	H Eastern Ill.	45 80				
						220	A Milwaukee	55 71				
						220	H Milwaukee	60 66				
						231	A Miami (OH)	35 85				
						259	A Youngstown St.	65 77				
						259	H Youngstown St.	59 53				
						275	H Indiana St.	40 61				
						289	A Oakland	46 63				
						289	H Oakland	70 64				
						332	A Detroit Mercy	52 58				
						332	H Detroit Mercy	62 70				
						339	A Purdue Fort Wayne	50 61				
						349	A Chicago St.	73 61				
LAST 10 Division I												
172	A Wright St.	47 83	185	A Northern Ky.	35 78							
59	A IUPUI	51 87	332	A Detroit Mercy	52 58							
220	H Milwaukee	60 66	289	A Oakland	46 63							
113	H Green Bay	49 75	190	H Cleveland St.	43 83							
172	A Wright St.	55 79	259	H Youngstown St.	59 53							

Non-Div I Games:

UIC

■ Loss, 
■ Non-Conf, 
■ S Site, 
■ H Home 
■ A Away 
N Neutral

WON-LOST				STRENGTH OF		OPP. STRENGTH		TEAM		CONF.		ADJ CONF.	
Average RPI Win:	292	WON-LOST	WINNING	LAST 10	SCHEDULE	OF SCHEDULE	RPI	ADJ. RPI	RPI	RPI	RPI	RPI	RPI
Average RPI Loss:	207	RECORD	PCT. RANK	GAMES									
DIV. I ONLY	3- 25	336	2-8	276	322	342	342	27	27				
DIV. I NON-CONF.	1- 12	335	0	204	346	335	335	21	21				
TOTALS	RPI 1-25		RPI 26-50		W-L RECORDS		RPI 51-100		RPI 101-150		RPI 150+		
3- 25	0- 0		0- 0		OVERALL		0- 1		0- 5		3- 19		
2- 12	0- 0		0- 0		HOME		0- 1		0- 2		2- 9		
1- 12	0- 0		0- 0		AWAY		0- 0		0- 3		1- 9		
0- 1	0- 0		0- 0		NEUTRAL		0- 0		0- 0		0- 1		
1- 12	0- 0		0- 0		NON-CONFERENCE		0- 1		0- 3		1- 8		
1- 6	0- 0		0- 0		HOME		0- 1		0- 1		1- 4		
0- 6	0- 0		0- 0		AWAY		0- 0		0- 2		0- 4		
0- 0	0- 0		0- 0		NEUTRAL		0- 0		0- 0		0- 0		
2- 13	0- 0		0- 0		CONFERENCE		0- 0		0- 2		2- 11		
1- 6	0- 0		0- 0		HOME		0- 0		0- 1		1- 5		
1- 6	0- 0		0- 0		AWAY		0- 0		0- 1		1- 5		
0- 1	0- 0		0- 0		NEUTRAL		0- 0		0- 0		0- 1		

[illegible]

Non-Div I Games:	Southern Wesleyan	70	37	UVa-Wise	64	55
------------------	-------------------	----	----	----------	----	----

Western Caro.

■ Loss, ■ Non-Conf, S Site, H Home A Away N Neutral

RPI	S	Opponent	Score
343	H	Charleston So.	69 64

W  
e  
s  
t  
e  
r  
n  
C  
a  
r  
o  
.

W  
e  
s  
t  
e  
r  
n  
C  
a  
r  
o  
.

Western Caro.

Charleston So.

Through Games Of March 11, 2020

Average RPI Win:	260	WON-LOST	WINNING	LAST 10	STRENGTH OF	OPP. STRENGTH	TEAM	ADJ.	CONF.	ADJ CONF.
Average RPI Loss:	217	RECORD	PCT. RANK	GAMES	SCHEDULE	OF SCHEDULE	RPI	RPI	RPI	RPI
DIV. I ONLY	2- 26	347	1-9	249	338	343	343	25	25	
DIV. I NON-CONF.	0- 7	338	0	285	340	348	348	28	28	
TOTALS	RPI 1-25	RPI 26-50	W-L RECORDS	RPI 51-100	RPI 101-150	RPI 150+				
2- 26	0- 0	0- 1	OVERALL	0- 0	0- 6	2- 19				
1- 13	0- 0	0- 0	HOME	0- 0	0- 3	1- 10				
1- 13	0- 0	0- 1	AWAY	0- 0	0- 3	1- 9				
0- 0	0- 0	0- 0	NEUTRAL	0- 0	0- 0	0- 0				
0- 7	0- 0	0- 1	NON-CONFERENCE	0- 0	0- 2	0- 4				
0- 4	0- 0	0- 0	HOME	0- 0	0- 1	0- 3				
0- 3	0- 0	0- 1	AWAY	0- 0	0- 1	0- 1				
0- 0	0- 0	0- 0	NEUTRAL	0- 0	0- 0	0- 0				
2- 19	0- 0	0- 0	CONFERENCE	0- 0	0- 4	2- 15				
1- 9	0- 0	0- 0	HOME	0- 0	0- 2	1- 7				
1- 10	0- 0	0- 0	AWAY	0- 0	0- 2	1- 8				
0- 0	0- 0	0- 0	NEUTRAL	0- 0	0- 0	0- 0				

RPI 1-25			RPI 26-50			RPI 51-100			RPI 101+			Team's RPI: 343
RPI	S	Opponent	Score	RPI	S	Opponent	Score	RPI	S	Opponent	Score	
				32	A	Florida St.	36 88					
								129	A	Campbell	36 61	
								129	H	Campbell	42 43	
								130	H	Bethune-Cookman	41 81	
								137	A	Hampton	57 66	
								137	H	Hampton	59 64	
								147	A	North Carolina	54 85	
								158	A	Gardner-Webb	45 67	
								158	H	Gardner-Webb	52 79	
								171	A	Radford	35 72	
								171	H	Radford	40 64	
								176	A	High Point	55 71	
								176	H	High Point	70 84	
								217	H	North Dakota	57 73	
								260	A	UNC Asheville	60 48	
								260	A	UNC Asheville	46 82	
								260	H	UNC Asheville	56 54	
								269	H	Col. of Charleston	70 79	
								277	A	Longwood	64 84	
								277	H	Longwood	52 63	
								291	A	Presbyterian	53 76	
								291	H	Presbyterian	46 67	
								293	A	Winthrop	46 56	
								293	H	Winthrop	53 58	
								317	A	USC Upstate	53 70	
								317	H	USC Upstate	64 71	
								342	A	Western Caro.	64 69	
LAST 10 Division I												
				260	A	UNC Asheville	46 82					
				277	H	Longwood	52 63					
				176	A	High Point	55 71					
				137	A	Hampton	57 66					
				129	H	Campbell	42 43					
				260	H	UNC Asheville	56 54					
				291	A	Presbyterian	53 76					
				317	H	USC Upstate	64 71					
				171	H	Radford	40 64					
				293	A	Winthrop	46 56					

Non-Div I Games: Columbia (SC) 76 59 Virginia-Lynchburg 92 55

Charleston So.

Loss, Non-Conf, S Site, H Home A Away N Neutral

RPI	S	Opponent	Score
350	H	South Carolina St.	75 81

Charleston So. .

C  
h  
a  
r  
l  
e  
s  
t  
o  
n  
S  
o  
.

C  
h  
a  
r  
l  
e  
s  
t  
o  
n  
S  
o  
.

Average RPI Win:	308	WON-LOST	WINNING	LAST 10	STRENGTH OF	OPP. STRENGTH	TEAM	ADJ.	CONF.	ADJ CONF.
Average RPI Loss:	213	RECORD	PCT. RANK	GAMES	SCHEDULE	OF SCHEDULE	RPI	RPI	RPI	RPI
DIV. I ONLY	4- 24	329	3-7	309	345	344	344	32	32	
DIV. I NON-CONF.	0- 10	338	0	105	198	317	317	31	31	
TOTALS	RPI 1-25	RPI 26-50	W-L RECORDS	RPI 51-100	RPI 101-150	RPI 150+				
4- 24	0- 2	0- 0	OVERALL	0- 1	0- 4	4- 17				
3- 8	0- 0	0- 0	HOME	0- 0	0- 3	3- 5				
1- 15	0- 2	0- 0	AWAY	0- 1	0- 1	1- 11				
0- 1	0- 0	0- 0	NEUTRAL	0- 0	0- 0	0- 1				
0- 10	0- 2	0- 0	NON-CONFERENCE	0- 1	0- 2	0- 5				
0- 2	0- 0	0- 0	HOME	0- 0	0- 2	0- 0				
0- 7	0- 2	0- 0	AWAY	0- 1	0- 0	0- 4				
0- 1	0- 0	0- 0	NEUTRAL	0- 0	0- 0	0- 1				
4- 14	0- 0	0- 0	CONFERENCE	0- 0	0- 2	4- 12				
3- 6	0- 0	0- 0	HOME	0- 0	0- 1	3- 5				
1- 8	0- 0	0- 0	AWAY	0- 0	0- 1	1- 7				
0- 0	0- 0	0- 0	NEUTRAL	0- 0	0- 0	0- 0				

RPI 1-25				RPI 26-50				RPI 51-100				RPI 101+ Team's RPI: 344			
RPI	S	Opponent	Score	RPI	S	Opponent	Score	RPI	S	Opponent	Score	RPI	S	Opponent	Score
5	A	Baylor	46 120					79	A	Georgia Tech	42 89	112	H	UT Arlington	54 88
24	A	Kentucky	35 81									136	A	Texas Southern	62 85
												136	H	Texas Southern	85 89
												138	H	Florida	65 72
												156	N	Binghamton	67 88
												157	A	Jackson St.	46 61
												157	H	Jackson St.	59 82
												166	A	Wichita St.	65 77
												225	A	Southern U.	57 81
												225	H	Southern U.	51 70
												232	A	Alabama A&M	52 72
												232	H	Alabama A&M	69 59
												248	A	Louisiana Tech	66 70
												306	A	Prairie View	58 65
												306	H	Prairie View	54 67
												310	A	FIU	55 56
												323	A	Alcorn	54 80
												323	H	Alcorn	70 59
												325	A	Alabama St.	69 68
												325	H	Alabama St.	59 73
												328	A	Ark.-Pine Bluff	79 84
												328	H	Ark.-Pine Bluff	64 82
												335	A	Northwestern St.	61 65
												351	A	Mississippi Val.	57 68
												351	H	Mississippi Val.	72 47
LAST 10 Division I															
325	A	Alabama St.	69 68	136	A	Texas Southern	62 85								
232	A	Alabama A&M	52 72	306	A	Prairie View	58 65								
351	H	Mississippi Val.	72 47	323	H	Alcorn	70 59								
328	H	Ark.-Pine Bluff	64 82	225	H	Southern U.	51 70								
157	H	Jackson St.	59 82	351	A	Mississippi Val.	57 68								

Non-Div I Games: Centenary (LA) 106 42

Grambling

Loss, Non-Conf, S Site, H Home A Away N Neutral

Average RPI Win: <b>73</b>	WON-LOST	WINNING	LAST 10	STRENGTH OF	OPP. STRENGTH	TEAM	ADJ.	CONF.	ADJ CONF.
Average RPI Loss: <b>206</b>	RECORD	PCT. RANK	GAMES	SCHEDULE	OF SCHEDULE	RPI	RPI	RPI	RPI
DIV. I ONLY	1- 28	351	1-9	238	279	345	345	26	26
DIV. I NON-CONF.	0- 13	338	0	225	224	339	339	27	27
TOTALS	RPI 1-25	RPI 26-50	W-L RECORDS	RPI 51-100	RPI 101-150	RPI 150+			
1- 28	0- 1	0- 0	OVERALL	1- 2	0- 5	0- 20			
1- 13	0- 0	0- 0	HOME	1- 0	0- 0	0- 13			
0- 15	0- 1	0- 0	AWAY	0- 2	0- 5	0- 7			
0- 0	0- 0	0- 0	NEUTRAL	0- 0	0- 0	0- 0			
0- 13	0- 1	0- 0	NON-CONFERENCE	0- 1	0- 5	0- 6			
0- 6	0- 0	0- 0	HOME	0- 0	0- 0	0- 6			
0- 7	0- 1	0- 0	AWAY	0- 1	0- 5	0- 0			
0- 0	0- 0	0- 0	NEUTRAL	0- 0	0- 0	0- 0			
1- 15	0- 0	0- 0	CONFERENCE	1- 1	0- 0	0- 14			
1- 7	0- 0	0- 0	HOME	1- 0	0- 0	0- 7			
0- 8	0- 0	0- 0	AWAY	0- 1	0- 0	0- 7			
0- 0	0- 0	0- 0	NEUTRAL	0- 0	0- 0	0- 0			

RPI 1-25				RPI 26-50				RPI 51-100				RPI 101+ Team's RPI: 345			
RPI	S	Opponent	Score	RPI	S	Opponent	Score	RPI	S	Opponent	Score	RPI	S	Opponent	Score
9	A	Princeton	42 <b>73</b>					56	A	Penn	46 <b>74</b>	102	A	Michigan St.	34 <b>79</b>
								73	A	Stony Brook	55 <b>66</b>	104	A	William & Mary	44 <b>61</b>
								73	H	Stony Brook	70 67	120	A	Harvard	44 <b>53</b>
												144	A	Northeastern	47 <b>60</b>
												149	A	Massachusetts	48 <b>74</b>
												156	A	Binghamton	44 <b>80</b>
												156	H	Binghamton	65 <b>78</b>
												161	A	Maine	73 <b>87</b>
												161	H	Maine	52 <b>69</b>
												180	H	Quinnipiac	50 <b>87</b>
												187	H	Providence	57 <b>75</b>
												210	H	Rhode Island	56 <b>68</b>
												213	A	UMass Lowell	56 <b>64</b>
												213	H	UMass Lowell	63 <b>68</b>
												265	A	New Hampshire	71 <b>72</b>
												265	H	New Hampshire	55 <b>64</b>
												300	A	UMBC	54 <b>61</b>
												300	H	UMBC	47 <b>56</b>
												308	A	Vermont	51 <b>62</b>
												308	H	Vermont	53 <b>63</b>
												314	A	Albany (NY)	40 <b>63</b>
												314	H	Albany (NY)	63 <b>68</b>
												329	H	Hofstra	41 <b>43</b>
												331	H	NJIT	52 <b>61</b>
												346	H	Central Conn. St.	54 <b>61</b>
LAST 10 Division I															
				73	H	Stony Brook	70 67					308	A	Vermont	51 <b>62</b>
				156	H	Binghamton	65 <b>78</b>					300	H	UMBC	47 <b>56</b>
				265	H	New Hampshire	55 <b>64</b>					161	H	Maine	52 <b>69</b>
				213	A	UMass Lowell	56 <b>64</b>					156	A	Binghamton	44 <b>80</b>
				314	A	Albany (NY)	40 <b>63</b>					314	H	Albany (NY)	63 <b>68</b>

Non-Div I Games:

Hartford

■ Loss, 
 ■ Non-Conf, 
 ■ S Site, 
 ■ Home 
 ■ A Away 
 N Neutral



GENERAL CONF. DATA				THROUGH GAMES OF MARCH 11, 1918						
Average RPI Win:	325	WON-LOST	WINNING	LAST 10	STRENGTH OF	OPP. STRENGTH	TEAM	ADJ.	CONF.	ADJ CONF.
Average RPI Loss:	226	RECORD	PCT. RANK	GAMES	SCHEDULE	OF SCHEDULE	RPI	RPI	RPI	RPI
DIV. I ONLY	4- 25	330	2-8	331	331	346	346	30	30	
DIV. I NON-CONF.	1- 10	329	0	298	257	332	332	30	30	
-----										
TOTALS	RPI 1-25		RPI 26-50		W-L RECORDS		RPI 51-100		RPI 101-150	RPI 150+
4- 25	0- 0		0- 1		OVERALL		0- 0		0- 5	4- 19
3- 9	0- 0		0- 0		HOME		0- 0		0- 1	3- 8
1- 16	0- 0		0- 1		AWAY		0- 0		0- 4	1- 11
0- 0	0- 0		0- 0		NEUTRAL		0- 0		0- 0	0- 0
1- 10	0- 0		0- 1		NON-CONFERENCE		0- 0		0- 3	1- 6
0- 3	0- 0		0- 0		HOME		0- 0		0- 0	0- 3
1- 7	0- 0		0- 1		AWAY		0- 0		0- 3	1- 3
0- 0	0- 0		0- 0		NEUTRAL		0- 0		0- 0	0- 0
3- 15	0- 0		0- 0		CONFERENCE		0- 0		0- 2	3- 13
3- 6	0- 0		0- 0		HOME		0- 0		0- 1	3- 5
0- 9	0- 0		0- 0		AWAY		0- 0		0- 1	0- 8
0- 0	0- 0		0- 0		NEUTRAL		0- 0		0- 0	0- 0

RPI 1-25			
RPI	S	Opponent	Score
RPI 26-50			
RPI	S	Opponent	Score
36	A	FGCU	60 94
RPI 51-100			
RPI	S	Opponent	Score
Team's RPI: 346			
RPI	S	Opponent	Score
107	A	Lehigh	51 70
110	A	Robert Morris	42 80
110	H	Robert Morris	56 86
117	A	Buffalo	56 61
131	A	Duquesne	33 72
154	A	Mt. St. Mary's	64 72
178	A	Merrimack	46 56
178	H	Merrimack	56 65
208	A	Fla. Atlantic	54 72
213	H	UMass Lowell	54 56
223	H	Brown	73 83
265	A	New Hampshire	59 70
276	A	Saint Francis (PA)	68 72
276	H	Saint Francis (PA)	52 64
285	A	Sacred Heart	58 66
285	H	Sacred Heart	52 54
287	A	Pittsburgh	73 81
303	A	Wagner	56 63
303	H	Wagner	66 63
304	A	Fairleigh Dickinson	47 66
304	H	Fairleigh Dickinson	55 63
314	H	Albany (NY)	63 73
319	H	St. Francis Brooklyn	75 54
324	A	Bryant	47 59
324	H	Bryant	51 62
324	A	Bryant	47 59
324	H	Bryant	51 62
333	A	LIU Brooklyn	61 63
<div>Last 10 Division I</div>			
319	H	St. Francis Brooklyn	75 54
333	H	LIU Brooklyn	71 57
178	A	Merrimack	46 56
303	A	Wagner	56 63
304	H	Fairleigh Dickinson	55 63
324	H	Bryant	51 62
324	A	Bryant	47 59
276	A	Saint Francis (PA)	68 72
110	A	Robert Morris	42 80
285	H	Sacred Heart	52 54

Non-Div I Games:

Central Conn. St.

Loss, Non-Conf, S Site, H Home A Away N Neutral

RPI	S	Opponent	Score
333	H	LIU Brooklyn	71 57
345	A	Hartford	61 54

Central Conn. St.

## McNeese

Through Games Of March 11, 2020

Average RPI Win:	334	WON-LOST	WINNING	LAST 10	STRENGTH OF	OPP. STRENGTH	TEAM	ADJ.	CONF.	ADJ CONF.
Average RPI Loss:	200	RECORD	PCT. RANK	GAMES	SCHEDULE	OF SCHEDULE	RPI	RPI	RPI	RPI
DIV. I ONLY	3- 24	334	0-10	319	275	347	347	23	23	
DIV. I NON-CONF.	1- 6	318	0	143	272	305	305	24	24	
TOTALS	RPI 1-25	RPI 26-50	W-L RECORDS	RPI 51-100	RPI 101-150	RPI 150+				
3- 24	0- 0	0- 1	OVERALL	0- 4	0- 2	3- 17				
3- 9	0- 0	0- 0	HOME	0- 3	0- 0	3- 6				
0- 15	0- 0	0- 1	AWAY	0- 1	0- 2	0- 11				
0- 0	0- 0	0- 0	NEUTRAL	0- 0	0- 0	0- 0				
1- 6	0- 0	0- 1	NON-CONFERENCE	0- 1	0- 1	1- 3				
1- 1	0- 0	0- 0	HOME	0- 1	0- 0	1- 0				
0- 5	0- 0	0- 1	AWAY	0- 0	0- 1	0- 3				
0- 0	0- 0	0- 0	NEUTRAL	0- 0	0- 0	0- 0				
2- 18	0- 0	0- 0	CONFERENCE	0- 3	0- 1	2- 14				
2- 8	0- 0	0- 0	HOME	0- 2	0- 0	2- 6				
0- 10	0- 0	0- 0	AWAY	0- 1	0- 1	0- 8				
0- 0	0- 0	0- 0	NEUTRAL	0- 0	0- 0	0- 0				

RPI	S	Opponent	Score	RPI	S	Opponent	Score	RPI	S	Opponent	Score	RPI	S	Opponent	Score	Team's RPI: 347
30	A	Arkansas	58	101	53	H	Rice	50	81	108	A	UAB	70	97		
					78	H	A&M-Corpus Christi	59	73	145	A	Sam Houston St.	59	92		
					82	A	SFA	51	82	173	A	New Orleans	59	78		
					85	H	Abilene Christian	73	90	173	H	New Orleans	59	85		
										188	A	Louisiana	55	75		
										233	A	SMU	60	81		
										238	A	Central Ark.	49	70		
										238	H	Central Ark.	57	70		
										248	A	Louisiana Tech	54	79		
										251	A	Southeastern La.	48	87		
										251	H	Southeastern La.	67	74		
										255	A	Nicholls St.	63	79		
										255	H	Nicholls St.	53	72		
										262	A	Lamar University	70	80		
										262	H	Lamar University	69	87		
										267	A	Incarnate Word	56	73		
										267	H	Incarnate Word	71	72		
										318	A	Houston Baptist	54	56		
										318	H	Houston Baptist	88	72		
										335	A	Northwestern St.	60	70		
										335	H	Northwestern St.	61	51		
										348	H	La.-Monroe	72	69		
LAST 10 Division I																
262	A	Lamar University	70	80	267	H	Incarnate Word	71	72							
255	H	Nicholls St.	53	72	335	A	Northwestern St.	60	70							
318	A	Houston Baptist	54	56	238	A	Central Ark.	49	70							
251	A	Southeastern La.	48	87	78	H	A&M-Corpus Christi	59	73							
173	H	New Orleans	59	85	262	H	Lamar University	69	87							

Non-Div I Games: Centenary (LA) 116 37 LSU-Shreveport 81 77

McNeese

Loss, Non-Conf, S Site, H Home A Away N Neutral

Average RPI Win:	312	WON-LOST	WINNING	LAST 10	STRENGTH OF	OPP. STRENGTH	TEAM	ADJ.	CONF.	ADJ CONF.
Average RPI Loss:	216	RECORD	PCT. RANK	GAMES	SCHEDULE	OF SCHEDULE	RPI	RPI	RPI	RPI
DIV. I ONLY	3- 26	338	0-10	341	288	348	348	21	21	
DIV. I NON-CONF.	2- 9	304	0	348	344	351	351	19	19	
TOTALS	RPI 1-25	RPI 26-50	W-L RECORDS	RPI 51-100	RPI 101-150	RPI 150+				
3- 26	0- 0	0- 2	OVERALL	0- 1	0- 3	3- 20				
2- 12	0- 0	0- 1	HOME	0- 0	0- 1	2- 10				
1- 14	0- 0	0- 1	AWAY	0- 1	0- 2	1- 10				
0- 0	0- 0	0- 0	NEUTRAL	0- 0	0- 0	0- 0				
2- 9	0- 0	0- 0	NON-CONFERENCE	0- 0	0- 1	2- 8				
2- 3	0- 0	0- 0	HOME	0- 0	0- 0	2- 3				
0- 6	0- 0	0- 0	AWAY	0- 0	0- 1	0- 5				
0- 0	0- 0	0- 0	NEUTRAL	0- 0	0- 0	0- 0				
1- 17	0- 0	0- 2	CONFERENCE	0- 1	0- 2	1- 12				
0- 9	0- 0	0- 1	HOME	0- 0	0- 1	0- 7				
1- 8	0- 0	0- 1	AWAY	0- 1	0- 1	1- 5				
0- 0	0- 0	0- 0	NEUTRAL	0- 0	0- 0	0- 0				

RPI S	Opponent	Score	RPI S	Opponent	Score	RPI S	Opponent	Score	RPI S	Opponent	Score	Team's RPI: 348
44	A Troy	65 77	44	H Troy	65 72	98	A Coastal Caro.	69 88	112	A UT Arlington	34 72	
									112	H UT Arlington	67 74	
									135	A Texas Tech	38 83	
									188	A Louisiana	55 68	
									188	H Louisiana	49 62	
									205	A Tennessee Tech	68 75	
									206	H Little Rock	50 70	
									211	A South Alabama	63 72	
									211	H South Alabama	39 73	
									212	H Southern Miss.	42 57	
									226	A Appalachian St.	49 68	
									235	A North Texas	51 63	
									249	A Texas St.	58 55	
									249	H Texas St.	53 59	
									251	H Southeastern La.	52 65	
									253	H Arkansas St.	53 54	
									255	A Nicholls St.	59 74	
									290	A Ga. Southern	47 64	
									290	H Ga. Southern	66 72	
									301	A Ole Miss	42 66	
									316	A Georgia St.	52 68	
									316	H Georgia St.	43 52	
									318	H Houston Baptist	65 72	
									335	H Northwestern St.	63 54	
									347	A McNeese	69 72	
									351	H Mississippi Val.	74 66	
LAST 10 Division I												
112	H UT Arlington	67 74	316	H Georgia St.	43 52							
249	H Texas St.	53 59	290	H Ga. Southern	66 72							
226	A Appalachian St.	49 68	211	H South Alabama	39 73							
98	A Coastal Caro.	69 88	44	A Troy	65 77							
188	H Louisiana	49 62	253	H Arkansas St.	53 54							

Non-Div I Games:

La.-Monroe

■ Loss, 
■ Non-Conf, 
■ S Site, 
■ H Home 
■ A Away 
N Neutral

## Chicago St.

Through Games Of March 11, 2020

Average RPI Win:	239	WON-LOST	WINNING	LAST 10	STRENGTH OF	OPP. STRENGTH	TEAM	ADJ.	CONF.	ADJ CONF.
Average RPI Loss:	233	RECORD	PCT. RANK	GAMES	SCHEDULE	OF SCHEDULE	RPI	RPI	RPI	RPI
DIV. I ONLY	1- 27	350	1-9	298	327	349	349	31	31	
DIV. I NON-CONF.	0- 13	338	0	275	249	343	343	32	32	
TOTALS	RPI 1-25	RPI 26-50	W-L RECORDS	RPI 51-100	RPI 101-150	RPI 150+				
1- 27	0- 0	0- 1	OVERALL	0- 0	0- 3	1- 23				
0- 12	0- 0	0- 1	HOME	0- 0	0- 1	0- 10				
1- 13	0- 0	0- 0	AWAY	0- 0	0- 2	1- 11				
0- 2	0- 0	0- 0	NEUTRAL	0- 0	0- 0	0- 2				
0- 13	0- 0	0- 1	NON-CONFERENCE	0- 0	0- 3	0- 9				
0- 6	0- 0	0- 1	HOME	0- 0	0- 1	0- 4				
0- 6	0- 0	0- 0	AWAY	0- 0	0- 2	0- 4				
0- 1	0- 0	0- 0	NEUTRAL	0- 0	0- 0	0- 1				
1- 14	0- 0	0- 0	CONFERENCE	0- 0	0- 0	1- 14				
0- 6	0- 0	0- 0	HOME	0- 0	0- 0	0- 6				
1- 7	0- 0	0- 0	AWAY	0- 0	0- 0	1- 7				
0- 1	0- 0	0- 0	NEUTRAL	0- 0	0- 0	0- 1				

RPI S	Opponent	Score	RPI S	Opponent	Score	RPI S	Opponent	Score	RPI S	Opponent	Score	Team's RPI: 349
29	H Arizona	50 82							112	A UT Arlington	53 84	
									113	H Green Bay	46 102	
									133	A Valparaiso	49 95	
									151	A Western Mich.	69 90	
									155	H Loyola Chicago	53 98	
									202	A Illinois	66 96	
									204	A UMKC	57 73	
									204	H UMKC	50 85	
									204	N UMKC	52 86	
									216	H Western Ill.	78 88	
									236	A Nevada	60 80	
									239	A CSU Bakersfield	60 58	
									239	H CSU Bakersfield	51 58	
									245	N UC Santa Barbara	65 96	
									246	A Grand Canyon	49 69	
									246	H Grand Canyon	57 68	
									284	A California Baptist	68 103	
									284	H California Baptist	65 80	
									289	H Oakland	70 98	
									297	A Seattle U	51 80	
									302	A Utah Valley	58 89	
									305	A UTRGV	68 77	
									305	H UTRGV	67 87	
									311	A New Mexico St.	56 80	
									311	H New Mexico St.	60 73	
									330	A Evansville	42 76	
LAST 10 Division I												
			204	N UMKC	52 86		305	A UTRGV	68 77			
			204	H UMKC	50 85		311	A New Mexico St.	56 80			
			284	A California Baptist	68 103		204	A UMKC	57 73			
			246	H Grand Canyon	57 68		284	H California Baptist	65 80			
			239	H CSU Bakersfield	51 58		239	A CSU Bakersfield	60 58			

Non-Div I Games:

Chicago St.

■ Loss, 
■ Non-Conf, 
■ S Site, 
■ H Home 
■ A Away 
N Neutral

RPI S Opponent Score

RPI	S	Opponent	Score
341	H	UIC	61 73

Chicago St.

C  
h  
i  
c  
a  
g  
o  
s  
t  
.

C  
h  
i  
c  
a  
g  
o  
s  
t  
.

Average RPI Win: 329		WON-LOST	WINNING	LAST 10	STRENGTH OF	OPP. STRENGTH	TEAM	ADJ.	CONF.	ADJ CONF.
Average RPI Loss: 240		RECORD	PCT. RANK	GAMES	SCHEDULE	OF SCHEDULE	RPI	RPI	RPI	RPI
DIV. I ONLY		3- 27	341	0-10	343	351	350	350	29	29
DIV. I NON-CONF.		1- 12	335	0	316	347	344	344	29	29
TOTALS	RPI 1-25		RPI 26-50		W-L RECORDS	RPI 51-100	RPI 101-150		RPI 150+	
3- 27	0- 0		0- 0		OVERALL	0- 1	0- 3		3- 23	
1- 12	0- 0		0- 0		HOME	0- 0	0- 1		1- 11	
2- 13	0- 0		0- 0		AWAY	0- 1	0- 1		2- 11	
0- 2	0- 0		0- 0		NEUTRAL	0- 0	0- 1		0- 1	
1- 12	0- 0		0- 0		NON-CONFERENCE	0- 1	0- 1		1- 10	
0- 5	0- 0		0- 0		HOME	0- 0	0- 0		0- 5	
1- 6	0- 0		0- 0		AWAY	0- 1	0- 0		1- 5	
0- 1	0- 0		0- 0		NEUTRAL	0- 0	0- 1		0- 0	
2- 15	0- 0		0- 0		CONFERENCE	0- 0	0- 2		2- 13	
1- 7	0- 0		0- 0		HOME	0- 0	0- 1		1- 6	
1- 7	0- 0		0- 0		AWAY	0- 0	0- 1		1- 6	
0- 1	0- 0		0- 0		NEUTRAL	0- 0	0- 0		0- 1	

[illegible]

Non-Div I Games:

South Carolina St.

Loss, Non-Conf, S Site, H Home A Away N Neutral

S  
o  
u  
t  
h  
C  
a  
r  
o  
l  
i  
n  
a  
s  
t  
.

RPI S Opponent South Carolina St.  
Score

Through Games Of March 11, 2020

RPI	S	Opponent	Score	
337	A	Coppin St.	71	60
337	H	Coppin St.	42	61
343	A	Charleston So.	81	75

S  
o  
u  
t  
h  
C  
a  
r  
o  
l  
i  
n  
a  
s  
t  
.

South Carolina st.  
S  
t  
.



Average RPI Win: 340		WON-LOST	WINNING	LAST 10	STRENGTH OF	OPP. STRENGTH	TEAM	ADJ.	CONF.	ADJ CONF.
Average RPI Loss: 252		RECORD	PCT. RANK	GAMES	SCHEDULE	OF SCHEDULE	RPI	RPI	RPI	RPI
DIV. I ONLY		2- 27	349	1-9	351	349	351	351	32	32
DIV. I NON-CONF.		1- 10	329	0	339	332	350	350	31	31
TOTALS		RPI 1-25	RPI 26-50		W-L RECORDS		RPI 51-100	RPI 101-150	RPI 150+	
2- 27	0- 0	0- 0		OVERALL		0- 0	0- 3		2- 24	
2- 10	0- 0	0- 0		HOME		0- 0	0- 1		2- 9	
0- 16	0- 0	0- 0		AWAY		0- 0	0- 2		0- 14	
0- 1	0- 0	0- 0		NEUTRAL		0- 0	0- 0		0- 1	
1- 10		0- 0	0- 0		NON-CONFERENCE		0- 0	0- 1		1- 9
1- 2	0- 0	0- 0		HOME		0- 0	0- 0		1- 2	
0- 7	0- 0	0- 0		AWAY		0- 0	0- 1		0- 6	
0- 1	0- 0	0- 0		NEUTRAL		0- 0	0- 0		0- 1	
1- 17		0- 0	0- 0		CONFERENCE		0- 0	0- 2		1- 15
1- 8	0- 0	0- 0		HOME		0- 0	0- 1		1- 7	
0- 9	0- 0	0- 0		AWAY		0- 0	0- 1		0- 8	
0- 0	0- 0	0- 0		NEUTRAL		0- 0	0- 0		0- 0	

[illegible]

Non-Div I Games:

Mississippi Val.

■ Loss, ■ Non-Conf, S Site, H Home A Away N Neutral

RPI	S	Opponent	Score
344	A	Grambling	47 72
344	H	Grambling	68 57
348	A	La.-Monroe	66 74

Mississippi Val.  
a  
l  
.

M  
i  
s  
s  
i  
s  
s  
i  
p  
p  
i  
V  
a  
l  
.

M  
i  
s  
s  
i  
s  
s  
i  
p  
p  
i  
V  
a  
l  
.