

Average RPI Win:	257	WON-LOST	WINNING	LAST 10	STRENGTH OF	OPP. STRENGTH	TEAM	ADJ.	CONF.	ADJ CONF.
Average RPI Loss:	188	RECORD	PCT. RANK	GAMES	SCHEDULE	OF SCHEDULE	RPI	RPI	RPI	RPI
DIV. I ONLY	10- 15	226	0- 1	277	297	273	273	25	25	
DIV. I NON-CONF.	2- 5	264	0- 0	195	290	269	269	23	23	
TOTALS	RPI 1-25	RPI 26-50	W-L RECORDS	RPI 51-100	RPI 101-150	RPI 150+				
10- 15	0- 0	0- 0	OVERALL	1- 2	0- 4	9- 9				
6- 6	0- 0	0- 0	HOME	1- 1	0- 2	5- 3				
3- 8	0- 0	0- 0	AWAY	0- 1	0- 2	3- 5				
1- 1	0- 0	0- 0	NEUTRAL	0- 0	0- 0	1- 1				
2- 5	0- 0	0- 0	NON-CONFERENCE	0- 0	0- 2	2- 3				
0- 3	0- 0	0- 0	HOME	0- 0	0- 1	0- 2				
1- 1	0- 0	0- 0	AWAY	0- 0	0- 1	1- 0				
1- 1	0- 0	0- 0	NEUTRAL	0- 0	0- 0	1- 1				
8- 10	0- 0	0- 0	CONFERENCE	1- 2	0- 2	7- 6				
6- 3	0- 0	0- 0	HOME	1- 1	0- 1	5- 1				
2- 7	0- 0	0- 0	AWAY	0- 1	0- 1	2- 5				
0- 0	0- 0	0- 0	NEUTRAL	0- 0	0- 0	0- 0				

RPI 1-25			RPI 26-50			RPI 51-100			RPI 101+			Team's RPI: 273					
RPI	S	Opponent	Score	RPI	S	Opponent	Score	RPI	S	Opponent	Score	RPI	S	Opponent	Score		
								54	A	Lamar University	58	76	134	H	New Mexico St.	65	67
								54	H	Lamar University	47	72	142	A	Texas Tech	61	78
								62	H	SFA	46	44	144	A	Abilene Christian	55	72
													144	H	Abilene Christian	68	72
													156	A	Nicholls St.	55	85
													162	H	Texas St.	53	60
													172	A	Sam Houston St.	59	61
													172	H	Sam Houston St.	76	61
													192	N	Prairie View	59	67
													229	A	UTRGV	59	49
													229	H	UTRGV	57	70
													270	N	Louisiana	64	63
													282	A	New Orleans	54	56
													282	H	New Orleans	57	51
													286	A	Central Ark.	73	65
													307	A	Incarnate Word	72	77
													307	H	Incarnate Word	57	49
													312	H	McNeese	62	51
													315	H	Northwestern St.	79	55
													322	A	Southeastern La.	45	56
													332	A	Houston Baptist	70	56
													332	H	Houston Baptist	56	74
LAST 12 Division I GAMES:																	
				332	H	Houston Baptist	56	74					282	A	New Orleans	54	56
				312	H	McNeese	62	51					172	A	Sam Houston St.	59	61
				307	A	Incarnate Word	72	77					307	H	Incarnate Word	57	49
				144	A	Abilene Christian	55	72					322	A	Southeastern La.	45	56
				54	H	Lamar University	47	72					332	A	Houston Baptist	70	56
				62	H	SFA	46	44					144	H	Abilene Christian	68	72

Non-Div I Games: UNKNOWN 78 40 Schreiner 64 34 Tex. A&M Int'l 84 36 Texas Lutheran 73 49 A&M-Corpus Christi

Loss, Non-Conf, S Site, H Home A Away N Neutral

Average RPI Win:	265	WON-LOST	WINNING	LAST 10	STRENGTH OF	OPP. STRENGTH	TEAM	ADJ.	CONF.	ADJ CONF.
Average RPI Loss:	122	RECORD	PCT. RANK	GAMES	SCHEDULE	OF SCHEDULE	RPI	RPI	RPI	RPI
DIV. I ONLY	16- 9	99	1- 0	255	279	144	144	25	25	
DIV. I NON-CONF.	3- 4	199	0- 0	87	156	110	110	23	23	
TOTALS	RPI 1-25	RPI 26-50	W-L RECORDS	RPI 51-100	RPI 101-150	RPI 150+				
16- 9	0- 0	0- 0	OVERALL	0- 5	1- 1	15- 3				
6- 4	0- 0	0- 0	HOME	0- 3	0- 0	6- 1				
9- 5	0- 0	0- 0	AWAY	0- 2	1- 1	8- 2				
1- 0	0- 0	0- 0	NEUTRAL	0- 0	0- 0	1- 0				
3- 4	0- 0	0- 0	NON-CONFERENCE	0- 2	1- 1	2- 1				
0- 1	0- 0	0- 0	HOME	0- 1	0- 0	0- 0				
2- 3	0- 0	0- 0	AWAY	0- 1	1- 1	1- 1				
1- 0	0- 0	0- 0	NEUTRAL	0- 0	0- 0	1- 0				
13- 5	0- 0	0- 0	CONFERENCE	0- 3	0- 0	13- 2				
6- 3	0- 0	0- 0	HOME	0- 2	0- 0	6- 1				
7- 2	0- 0	0- 0	AWAY	0- 1	0- 0	7- 1				
0- 0	0- 0	0- 0	NEUTRAL	0- 0	0- 0	0- 0				

RPI 1-25			RPI 26-50			RPI 51-100			RPI 101+			Team's RPI: 144
RPI	S	Opponent	Score	RPI	S	Opponent	Score	RPI	S	Opponent	Score	
						54	H Lamar University	60	63	134	A New Mexico St.	58 46
						61	A FGCU	65	81	142	A Texas Tech	54 105
						62	A SFA	48	65	156	H Nicholls St.	76 66
						62	H SFA	55	71	160	A Tulsa	63 75
						66	H Arkansas	68	80	172	A Sam Houston St.	91 79
										172	H Sam Houston St.	63 72
										222	N Texas Southern	81 39
										267	A UTEP	70 69
										273	A A&M-Corpus Christi	72 68
										273	H A&M-Corpus Christi	72 55
										282	A New Orleans	59 52
										286	A Central Ark.	67 65
										286	H Central Ark.	77 70
										307	A Incarnate Word	71 50
										307	H Incarnate Word	102 53
										312	H McNeese	109 52
										315	A Northwestern St.	72 63
										322	A Southeastern La.	71 74
										322	H Southeastern La.	86 66
										332	A Houston Baptist	72 62
LAST 12 Division I GAMES:												
307	H	Incarnate Word	102 53	156	H	Nicholls St.	76 66					
62	A	SFA	48 65	172	H	Sam Houston St.	63 72					
286	A	Central Ark.	67 65	54	H	Lamar University	60 63					
273	H	A&M-Corpus Christi	72 55	273	A	A&M-Corpus Christi	72 68					
322	H	Southeastern La.	86 66	286	H	Central Ark.	77 70					
307	A	Incarnate Word	71 50	62	H	SFA	55 71					

Non-Div I Games: Eastern N.M. 78 46 Southwest (NM) 90 47 Howard Payne 98 43 Schreiner 90 43 Abilene Christian

Loss, Non-Conf, S Site, H Home A Away N Neutral

Air Force

Through Games Of March 11, 2019

Average RPI Win:	254	WON-LOST	WINNING	LAST 10	STRENGTH OF	OPP. STRENGTH	TEAM	ADJ.	CONF.	ADJ CONF.
Average RPI Loss:	155	RECORD	PCT. RANK	GAMES	SCHEDULE	OF SCHEDULE	RPI	RPI	RPI	RPI
DIV. I ONLY	7- 22	302	0- 1	192	180	295	295	15	15	
DIV. I NON-CONF.	3- 7	256	0- 0	138	270	234	234	13	13	
TOTALS	RPI 1-25	RPI 26-50	W-L RECORDS	RPI 51-100	RPI 101-150	RPI 150+				
7- 22	0- 1	0- 2	OVERALL	0- 3	1- 3	6- 13				
6- 7	0- 0	0- 1	HOME	0- 1	1- 1	5- 4				
1- 14	0- 1	0- 1	AWAY	0- 2	0- 2	1- 8				
0- 1	0- 0	0- 0	NEUTRAL	0- 0	0- 0	0- 1				
3- 7	0- 1	0- 0	NON-CONFERENCE	0- 0	1- 2	2- 4				
2- 2	0- 0	0- 0	HOME	0- 0	1- 0	1- 2				
1- 5	0- 1	0- 0	AWAY	0- 0	0- 2	1- 2				
0- 0	0- 0	0- 0	NEUTRAL	0- 0	0- 0	0- 0				
4- 15	0- 0	0- 2	CONFERENCE	0- 3	0- 1	4- 9				
4- 5	0- 0	0- 1	HOME	0- 1	0- 1	4- 2				
0- 9	0- 0	0- 1	AWAY	0- 2	0- 0	0- 6				
0- 1	0- 0	0- 0	NEUTRAL	0- 0	0- 0	0- 1				

RPI 1-25			RPI 26-50			RPI 51-100			RPI 101+ Team's RPI: 295		
RPI	S	Opponent	Score	RPI	S	Opponent	Score	RPI	S	Opponent	Score
5	A	Oregon	36 82	46	A	Boise St.	48 79	53	A	New Mexico	57 78
				46	H	Boise St.	60 80	60	A	Wyoming	60 80
								60	H	Wyoming	56 59
LAST 12 Division I GAMES:											
202	N	San Diego St.	55 63	179	A	Utah St.	55 64	202	H	UNLV	47 62
46	H	Boise St.	60 80	200	H	UNLV	47 62	60	A	Wyoming	60 80
245	A	Nevada	54 79	279	A	Colorado St.	48 55	202	H	San Diego St.	75 66
60	H	Wyoming	56 59	202	H	San Diego St.	75 66	291	A	Army West Point	71 60
298	A	San Jose St.	60 73	298	H	San Jose St.	88 77	298	A	San Jose St.	60 73
119	H	Fresno St.	70 77	298	H	San Jose St.	88 77	344	H	Fairleigh Dickinson	85 37

Non-Div I Games: Western St. 72 54

Air Force

■ Loss,
 ■ Non-Conf,
 ■ S Site,
 ■ Home
 ■ A Away
 N Neutral

Average RPI Win: 228	WON-LOST	WINNING	LAST 10	STRENGTH OF	OPP. STRENGTH	TEAM	ADJ.	CONF.	ADJ CONF.
Average RPI Loss: 91	RECORD	PCT. RANK	GAMES	SCHEDULE	OF SCHEDULE	RPI	RPI	RPI	RPI
DIV. I ONLY	15- 14	164	0- 1	149	123	164	164	8	8
DIV. I NON-CONF.	8- 2	52	0- 0	308	310	145	145	9	9
TOTALS	RPI 1-25	RPI 26-50	W-L RECORDS	RPI 51-100	RPI 101-150	RPI 150+			
15- 14	0- 0	1- 6	OVERALL	1- 3	0- 2	13- 3			
8- 6	0- 0	1- 2	HOME	1- 2	0- 0	6- 2			
3- 8	0- 0	0- 4	AWAY	0- 1	0- 2	3- 1			
4- 0	0- 0	0- 0	NEUTRAL	0- 0	0- 0	4- 0			
8- 2	0- 0	0- 0	NON-CONFERENCE	0- 1	0- 1	8- 0			
3- 1	0- 0	0- 0	HOME	0- 1	0- 0	3- 0			
1- 1	0- 0	0- 0	AWAY	0- 0	0- 1	1- 0			
4- 0	0- 0	0- 0	NEUTRAL	0- 0	0- 0	4- 0			
7- 12	0- 0	1- 6	CONFERENCE	1- 2	0- 1	5- 3			
5- 5	0- 0	1- 2	HOME	1- 1	0- 0	3- 2			
2- 7	0- 0	0- 4	AWAY	0- 1	0- 1	2- 1			
0- 0	0- 0	0- 0	NEUTRAL	0- 0	0- 0	0- 0			

RPI S	Opponent	Score	RPI S	Opponent	Score	RPI S	Opponent	Score	RPI S	Opponent	Score	Team's RPI: 164
			26 A	Central Mich.	71 94	74 H	Butler	47 63	120 A	Youngstown St.	61 72	
			34 A	Ohio	70 92	75 H	Toledo	70 64	123 A	Northern Ill.	59 70	
			34 H	Ohio	71 81	77 A	Kent St.	58 73	193 A	Eastern Mich.	60 67	
			38 A	Buffalo	72 91	77 H	Kent St.	55 65	193 H	Eastern Mich.	59 61	
			38 H	Buffalo	70 59				193 H	Eastern Mich.	60 72	
			48 A	Miami (OH)	49 66				197 A	N.C. A&T	49 36	
			48 H	Miami (OH)	61 67				212 A	Bowling Green	83 73	
									212 H	Bowling Green	74 71	
									218 H	Ball St.	91 61	
									241 N	Northern Ky.	77 60	
									252 N	Jackson St.	74 57	
									261 H	St. Bonaventure	67 58	
									262 A	Western Mich.	72 59	
									262 H	Western Mich.	69 62	
									267 N	UTEP	64 57	
									288 H	Canisius	62 53	
									309 N	Oakland	85 65	
									333 H	Eastern Ky.	63 54	
LAST 12 Division I GAMES:												
			193 H	Eastern Mich.	59 61	193 A	Eastern Mich.	60 67				
			48 A	Miami (OH)	49 66	48 H	Miami (OH)	61 67				
			77 H	Kent St.	55 65	218 H	Ball St.	91 61				
			34 H	Ohio	71 81	262 H	Western Mich.	69 62				
			212 A	Bowling Green	83 73	34 A	Ohio	70 92				
			38 H	Buffalo	70 59	77 A	Kent St.	58 73				

Non-Div I Games: Malone 63 44

Akron

■ Loss,
 ■ Non-Conf,
 ■ S Site,
 ■ H Home
 ■ A Away
 N Neutral

A

l
a
b
a
m
a

Alabama

Page 5

Average RPI Win: 302		WON-LOST	WINNING	LAST 10	STRENGTH OF	OPP. STRENGTH	TEAM	ADJ.	CONF.	ADJ CONF.
Average RPI Loss: 211		RECORD	PCT. RANK	GAMES	SCHEDULE	OF SCHEDULE	RPI	RPI	RPI	RPI
DIV. I ONLY		13- 16	209	1- 0	349	335	302	302	29	29
DIV. I NON-CONF.		5- 6	177	0- 0	317	330	267	267	28	28
TOTALS		RPI 1-25	RPI 26-50	W-L RECORDS	RPI 51-100	RPI 101-150	RPI 150+			
13- 16	0- 0		0- 0	OVERALL	0- 0	0- 1	13- 15			
6- 7	0- 0		0- 0	HOME	0- 0	0- 0	6- 7			
6- 9	0- 0		0- 0	AWAY	0- 0	0- 1	6- 8			
1- 0	0- 0		0- 0	NEUTRAL	0- 0	0- 0	1- 0			
5- 6	0- 0		0- 0	NON-CONFERENCE	0- 0	0- 1	5- 5			
2- 2	0- 0		0- 0	HOME	0- 0	0- 0	2- 2			
2- 4	0- 0		0- 0	AWAY	0- 0	0- 1	2- 3			
1- 0	0- 0		0- 0	NEUTRAL	0- 0	0- 0	1- 0			
8- 10	0- 0		0- 0	CONFERENCE	0- 0	0- 0	8- 10			
4- 5	0- 0		0- 0	HOME	0- 0	0- 0	4- 5			
4- 5	0- 0		0- 0	AWAY	0- 0	0- 0	4- 5			
0- 0	0- 0		0- 0	NEUTRAL	0- 0	0- 0	0- 0			

RPI 1-25				RPI 26-50				RPI 51-100				RPI 101+ Team's RPI: 302												
RPI	S	Opponent	Score	RPI	S	Opponent	Score	RPI	S	Opponent	Score	RPI	S	Opponent	Score									
								103	A	UAB	47	82												
								153	A	Kansas	54	65												
								169	A	Southern U.	60	68												
								169	H	Southern U.	50	54												
								192	A	Prairie View	65	77												
								192	H	Prairie View	69	72												
								203	A	Grambling	61	71												
								203	H	Grambling	51	63												
								213	H	Jacksonville St.	48	55												
								222	A	Texas Southern	45	53												
								222	H	Texas Southern	45	56												
								225	A	Illinois	60	88												
								233	A	North Florida	63	62												
								234	N	Jacksonville	65	60												
								252	A	Jackson St.	51	69												
								252	H	Jackson St.	58	55												
								259	A	Austin Peay	58	75												
								260	A	Murray St.	59	53												
								266	A	Alabama St.	65	57												
								266	H	Alabama St.	46	60												
								LAST 12 Division I GAMES:								304	H	Tennessee St.	67	57				
								348	H	Ark.-Pine Bluff	60	54	169	A	Southern U.	60	68	322	H	Southeastern La.	51	48		
								203	A	Grambling	61	71	266	A	Alabama St.	65	57	328	A	Mississippi Val.	80	60		
								252	A	Jackson St.	51	69	328	H	Mississippi Val.	78	70	328	H	Mississippi Val.	78	70		
222	H	Texas Southern	45	56	222	A	Texas Southern	45	53	330	H	Lipscomb	58	62										
192	H	Prairie View	69	72	192	A	Prairie View	65	77	348	A	Ark.-Pine Bluff	78	52										
350	A	Alcorn	51	50	350	H	Alcorn	87	69															

Non-Div I Games:

Alabama A&M

Loss, Non-Conf, S Site, H Home A Away N Neutral

RPI	S	Opponent	Score	
348	H	Ark.-Pine Bluff	60	54
350	A	Alcorn	51	50
350	H	Alcorn	87	69

Alabama A&M

A
l
a
b
a
m
a
A
&
M

A
l
a
b
a
m
a
A
&
M

Average RPI Win:	286	WON-LOST	WINNING	LAST 10	STRENGTH OF	OPP. STRENGTH	TEAM	ADJ.	CONF.	ADJ CONF.
Average RPI Loss:	168	RECORD	PCT. RANK	GAMES	SCHEDULE	OF SCHEDULE	RPI	RPI	RPI	RPI
DIV. I ONLY	10- 18	248	0- 1	246	313	266	266	29	29	
DIV. I NON-CONF.	0- 10	336	0- 0	25	133	273	273	28	28	
TOTALS	RPI 1-25	RPI 26-50	W-L RECORDS	RPI 51-100	RPI 101-150	RPI 150+				
10- 18	0- 2	0- 1	OVERALL	0- 2	0- 2	10- 11				
6- 6	0- 1	0- 0	HOME	0- 0	0- 1	6- 4				
4- 12	0- 1	0- 1	AWAY	0- 2	0- 1	4- 7				
0- 0	0- 0	0- 0	NEUTRAL	0- 0	0- 0	0- 0				
0- 10	0- 2	0- 1	NON-CONFERENCE	0- 2	0- 2	0- 3				
0- 3	0- 1	0- 0	HOME	0- 0	0- 1	0- 1				
0- 7	0- 1	0- 1	AWAY	0- 2	0- 1	0- 2				
0- 0	0- 0	0- 0	NEUTRAL	0- 0	0- 0	0- 0				
10- 8	0- 0	0- 0	CONFERENCE	0- 0	0- 0	10- 8				
6- 3	0- 0	0- 0	HOME	0- 0	0- 0	6- 3				
4- 5	0- 0	0- 0	AWAY	0- 0	0- 0	4- 5				
0- 0	0- 0	0- 0	NEUTRAL	0- 0	0- 0	0- 0				

RPI 1-25			RPI 26-50			RPI 51-100			RPI 101+ Team's RPI: 266		
RPI	S	Opponent	Score	RPI	S	Opponent	Score	RPI	S	Opponent	Score
19	H	South Carolina	38 94	49	A	Auburn	50 83	65	A	Georgia Tech	42 69
21	A	Kentucky	35 87					82	A	Troy	46 116
										UAB	47 62
										South Alabama	65 77
										Southern U.	52 62
										Southern U.	78 61
										Prairie View	59 71
										Prairie View	67 59
										North Ala.	42 68
										Grambling	45 63
										Grambling	72 80
										Xavier	58 87
										Texas Southern	58 51
										Texas Southern	44 51
										Jackson St.	58 78
										Jackson St.	74 67
										Samford	51 60
										Alabama A&M	60 46
										Alabama A&M	57 65
										Mississippi Val.	62 64
										Mississippi Val.	73 67
										Ark.-Pine Bluff	58 56
										Ark.-Pine Bluff	73 52
										Alcorn	70 58
										Alcorn	76 63
LAST 12 Division I GAMES:											
252	A	Jackson St.	58 78	302	H	Alabama A&M	57 65				
203	A	Grambling	45 63	328	H	Mississippi Val.	73 67				
192	H	Prairie View	67 59	348	H	Ark.-Pine Bluff	73 52				
222	H	Texas Southern	44 51	192	A	Prairie View	59 71				
169	A	Southern U.	52 62	222	A	Texas Southern	58 51				
350	A	Alcorn	70 58	169	H	Southern U.	78 61				

Non-Div I Games: Mobile 69 63

Alabama St.

■ Loss,
 ■ Non-Conf,
 ■ S Site,
 ■ Home
 ■ A Away
 N Neutral

Albany (NY)

Through Games Of March 11, 2019

Average RPI Win:	271	WON-LOST	WINNING	LAST 10	STRENGTH OF	OPP. STRENGTH	TEAM	ADJ.	CONF.	ADJ CONF.
Average RPI Loss:	165	RECORD	PCT. RANK	GAMES	SCHEDULE	OF SCHEDULE	RPI	RPI	RPI	RPI
DIV. I ONLY	13- 18	219	1- 0	247	260	235	235	23	23	
DIV. I NON-CONF.	3- 10	278	0- 0	235	273	286	286	24	24	
TOTALS	RPI 1-25	RPI 26-50	W-L RECORDS	RPI 51-100	RPI 101-150	RPI 150+				
13- 18	0- 0	0- 1	OVERALL	0- 4	1- 5	12- 8				
7- 7	0- 0	0- 0	HOME	0- 1	0- 3	7- 3				
6- 11	0- 0	0- 1	AWAY	0- 3	1- 2	5- 5				
0- 0	0- 0	0- 0	NEUTRAL	0- 0	0- 0	0- 0				
3- 10	0- 0	0- 1	NON-CONFERENCE	0- 1	0- 2	3- 6				
1- 4	0- 0	0- 0	HOME	0- 0	0- 1	1- 3				
2- 6	0- 0	0- 1	AWAY	0- 1	0- 1	2- 3				
0- 0	0- 0	0- 0	NEUTRAL	0- 0	0- 0	0- 0				
10- 8	0- 0	0- 0	CONFERENCE	0- 3	1- 3	9- 2				
6- 3	0- 0	0- 0	HOME	0- 1	0- 2	6- 0				
4- 5	0- 0	0- 0	AWAY	0- 2	1- 1	3- 2				
0- 0	0- 0	0- 0	NEUTRAL	0- 0	0- 0	0- 0				

RPI S	Opponent	Score	RPI S	Opponent	Score	RPI S	Opponent	Score	RPI S	Opponent	Score	Team's RPI: 235
27	A Rutgers	39 65	59	A Maine	51 66	104	A Hartford	35 82				
			59	A Maine	65 76	104	H Hartford	56 68				
			59	H Maine	61 67	114	A South Fla.	37 74				
			89	A Purdue	41 53	120	H Marist	56 74				
						138	A Stony Brook	54 49				
						138	H Stony Brook	52 68				
						176	H Holy Cross	50 56				
						194	A Cornell	34 48				
						219	A Monmouth	56 64				
						247	A St. Francis Brooklyn	67 60				
						250	A Columbia	62 58				
						251	A Binghamton	71 62				
						251	H Binghamton	61 56				
						251	H Binghamton	61 56				
						264	H Manhattan	60 54				
						278	A Vermont	39 52				
						278	H Vermont	65 40				
						288	H Canisius	42 48				
						305	A UMBC	60 69				
						305	H UMBC	64 44				
						316	A New Hampshire	78 53				
						316	H New Hampshire	59 41				
						317	A Lafayette	66 67				
						326	A UMass Lowell	56 53				
						326	H UMass Lowell	63 56				
						327	H Central Conn. St.	53 60				
LAST 12 Division I GAMES:												
251	H Binghamton	61 56	59	H Maine	61 67							
59	A Maine	51 66	326	A UMass Lowell	56 53							
104	H Hartford	56 68	278	H Vermont	65 40							
316	A New Hampshire	78 53	251	A Binghamton	71 62							
305	A UMBC	60 69	316	H New Hampshire	59 41							
138	H Stony Brook	52 68	104	A Hartford	35 82							

Non-Div I Games:

Albany (NY)

■ Loss,
 ■ Non-Conf, S Site,
 ■ Home
 ■ Away
 N Neutral

A
l
c
o
r
n

A
l
c
o
r
n

Non-Div I Games: Lane

Page 10

Average RPI Win: 234	WON-LOST	WINNING	LAST 10	STRENGTH OF	OPP. STRENGTH	TEAM	ADJ.	CONF.	ADJ CONF.
Average RPI Loss: 77	RECORD	PCT. RANK	GAMES	SCHEDULE	OF SCHEDULE	RPI	RPI	RPI	RPI
DIV. I ONLY	21- 9	60	1- 0	116	208	78	78	18	18
DIV. I NON-CONF.	4- 7	228	0- 0	57	92	162	162	21	21
TOTALS	RPI 1-25	RPI 26-50	W-L RECORDS	RPI 51-100	RPI 101-150	RPI 150+			
21- 9	0- 1	0- 3	OVERALL	0- 3	2- 1	19- 1			
12- 2	0- 0	0- 2	HOME	0- 0	1- 0	11- 0			
9- 5	0- 0	0- 1	AWAY	0- 2	1- 1	8- 1			
0- 2	0- 1	0- 0	NEUTRAL	0- 1	0- 0	0- 0			
4- 7	0- 1	0- 1	NON-CONFERENCE	0- 3	0- 1	4- 1			
3- 1	0- 0	0- 1	HOME	0- 0	0- 0	3- 0			
1- 4	0- 0	0- 0	AWAY	0- 2	0- 1	1- 1			
0- 2	0- 1	0- 0	NEUTRAL	0- 1	0- 0	0- 0			
17- 2	0- 0	0- 2	CONFERENCE	0- 0	2- 0	15- 0			
9- 1	0- 0	0- 1	HOME	0- 0	1- 0	8- 0			
8- 1	0- 0	0- 1	AWAY	0- 0	1- 0	7- 0			
0- 0	0- 0	0- 0	NEUTRAL	0- 0	0- 0	0- 0			

RPI 1-25				RPI 26-50				RPI 51-100 Team's RPI: 78				RPI 101+			
RPI	S	Opponent	Score	RPI	S	Opponent	Score	RPI	S	Opponent	Score	RPI	S	Opponent	Score
4	N	Stanford	49 71	34	H	Ohio	67 77	61	N	FGCU	71 90	126	A	Lehigh	61 53
				42	A	Bucknell	56 71	96	A	Virginia	54 57	126	H	Lehigh	50 47
				42	H	Bucknell	64 65	99	A	High Point	61 66	147	A	Penn St.	59 80
												160	H	Tulsa	68 52
												165	A	Denver	54 83
												174	A	Boston U.	64 51
												174	H	Boston U.	50 48
												176	A	Holy Cross	71 44
												176	H	Holy Cross	70 58
												199	A	Hawaii	69 57
												227	H	George Mason	86 71
												246	A	Colgate	71 66
												246	H	Colgate	76 57
												255	A	Navy	58 45
												255	H	Navy	69 44
												265	A	Loyola Maryland	67 56
												265	H	Loyola Maryland	82 38
												291	A	Army West Point	75 62
												291	H	Army West Point	61 51
												305	H	UMBC	64 42
												317	A	Lafayette	67 57
												317	H	Lafayette	67 47
												317	H	Lafayette	60 45
LAST 12 Division I GAMES:															
				317	H	Lafayette	67 47					126	H	Lehigh	50 47
				255	H	Navy	69 44					265	A	Loyola Maryland	67 56
				42	H	Bucknell	64 65					291	A	Army West Point	75 62
				176	A	Holy Cross	71 44					246	A	Colgate	71 66
				317	A	Lafayette	67 57					176	H	Holy Cross	70 58
				174	H	Boston U.	50 48					317	H	Lafayette	60 45

Non-Div I Games:

American

■ Loss,
 ■ Non-Conf,
 ■ S Site,
 ■ Home
 ■ A Away
 N Neutral

Average RPI Win:	220	WON-LOST	WINNING	LAST 10	STRENGTH OF	OPP. STRENGTH	TEAM	ADJ.	CONF.	ADJ CONF.
Average RPI Loss:	111	RECORD	PCT. RANK	GAMES	SCHEDULE	OF SCHEDULE	RPI	RPI	RPI	RPI
DIV. I ONLY	16- 13	142	1- 0	136	163	135	135	12	12	
DIV. I NON-CONF.	6- 5	143	0- 0	201	159	143	143	14	14	
TOTALS	RPI 1-25	RPI 26-50	W-L RECORDS	RPI 51-100	RPI 101-150	RPI 150+				
16- 13	0- 1	0- 1	OVERALL	0- 6	2- 2	14- 3				
11- 3	0- 0	0- 0	HOME	0- 3	1- 0	10- 0				
5- 10	0- 1	0- 1	AWAY	0- 3	1- 2	4- 3				
0- 0	0- 0	0- 0	NEUTRAL	0- 0	0- 0	0- 0				
6- 5	0- 1	0- 1	NON-CONFERENCE	0- 1	0- 1	6- 1				
5- 0	0- 0	0- 0	HOME	0- 0	0- 0	5- 0				
1- 5	0- 1	0- 1	AWAY	0- 1	0- 1	1- 1				
0- 0	0- 0	0- 0	NEUTRAL	0- 0	0- 0	0- 0				
10- 8	0- 0	0- 0	CONFERENCE	0- 5	2- 1	8- 2				
6- 3	0- 0	0- 0	HOME	0- 3	1- 0	5- 0				
4- 5	0- 0	0- 0	AWAY	0- 2	1- 1	3- 2				
0- 0	0- 0	0- 0	NEUTRAL	0- 0	0- 0	0- 0				

RPI 1-25				
RPI	S	Opponent	Score	
19	A	South Carolina	50	80
RPI 26-50				
RPI	S	Opponent	Score	
50	A	Clemson	48	87
RPI 51-100				
RPI	S	Opponent	Score	
65	A	Georgia Tech	53	71
71	A	UT Arlington	94	99
71	H	UT Arlington	65	72
72	H	Little Rock	59	74
82	A	Troy	66	95
82	H	Troy	72	83
RPI 101+				
RPI	S	Opponent	Score	
103	A	UAB	61	80
116	A	South Alabama	59	50
116	H	South Alabama	71	63
139	A	Georgia St.	75	85
154	A	Davidson	81	78
162	A	Texas St.	62	49
162	H	Texas St.	77	56
173	A	Coastal Caro.	66	74
173	H	Coastal Caro.	67	53
188	H	Arkansas St.	75	67
201	H	Marshall	74	52
226	H	Elon	65	62
243	A	ETSU	64	95
257	H	Wofford	94	70
270	A	Louisiana	55	73
270	H	Louisiana	83	69
285	A	Ga. Southern	70	52
296	H	Col. of Charleston	80	66
300	A	La.-Monroe	80	58
300	H	La.-Monroe	56	51
308	H	UNC Greensboro	68	65
Team's RPI: 135				
LAST 12 Division I GAMES:				
116	A	South Alabama	59	50
82	A	Troy	66	95
270	H	Louisiana	83	69
300	H	La.-Monroe	56	51
285	A	Ga. Southern	70	52
139	A	Georgia St.	75	85
173	A	Coastal Caro.	66	74
71	H	UT Arlington	65	72
162	H	Texas St.	77	56
300	A	La.-Monroe	80	58
270	A	Louisiana	55	73
72	H	Little Rock	59	74

Non-Div I Games:

Appalachian St.

■ Loss, ■ Non-Conf, S Site, H Home A Away N Neutral

Arizona

Through Games Of March 11, 2019

Average RPI Win:	173	WON-LOST	WINNING	LAST 10	STRENGTH OF	OPP. STRENGTH	TEAM	ADJ.	CONF.	ADJ CONF.
Average RPI Loss:	40	RECORD	PCT. RANK	GAMES	SCHEDULE	OF SCHEDULE	RPI	RPI	RPI	RPI
DIV. I ONLY	18- 13	130	1- 0	56	41	80	80	2	2	
DIV. I NON-CONF.	10- 1	17	0- 0	316	252	115	115	2	2	
TOTALS	RPI 1-25	RPI 26-50	W-L RECORDS	RPI 51-100	RPI 101-150	RPI 150+				
18- 13	1- 8	1- 2	OVERALL	4- 1	1- 1	11- 1				
11- 5	1- 3	1- 1	HOME	3- 0	0- 1	6- 0				
4- 7	0- 4	0- 1	AWAY	0- 1	1- 0	3- 1				
3- 1	0- 1	0- 0	NEUTRAL	1- 0	0- 0	2- 0				
10- 1	0- 0	0- 0	NON-CONFERENCE	1- 0	0- 1	9- 0				
6- 1	0- 0	0- 0	HOME	1- 0	0- 1	5- 0				
2- 0	0- 0	0- 0	AWAY	0- 0	0- 0	2- 0				
2- 0	0- 0	0- 0	NEUTRAL	0- 0	0- 0	2- 0				
8- 12	1- 8	1- 2	CONFERENCE	3- 1	1- 0	2- 1				
5- 4	1- 3	1- 1	HOME	2- 0	0- 0	1- 0				
2- 7	0- 4	0- 1	AWAY	0- 1	1- 0	1- 1				
1- 1	0- 1	0- 0	NEUTRAL	1- 0	0- 0	0- 0				

RPI	S	Opponent	Score	RPI	S	Opponent	Score	RPI	S	Opponent	Score	RPI	S	Opponent	Score
4	A	Stanford	54 56	33	H	UCLA	93 98	52	H	Southern California	71 68	106	H	Loyola Marymount	64 66
4	H	Stanford	48 78	40	A	California	76 82	52	N	Southern California	76 48	133	A	Washington	69 59
5	A	Oregon	60 93	40	H	California	60 55	93	A	Utah	64 80	159	A	Washington St.	88 90
5	H	Oregon	54 83					93	H	Utah	66 55	175	A	Colorado	69 67
5	N	Oregon	63 77					95	H	Idaho St.	71 46	175	H	Colorado	63 51
23	A	Arizona St.	47 60									183	H	Montana	100 51
23	H	Arizona St.	51 39									189	N	Portland	92 70
24	A	Oregon St.	64 86									202	A	San Diego St.	69 60
24	H	Oregon St.	60 65									217	H	Northern Ariz.	71 47
												267	H	UTEP	62 40
												275	A	Long Beach St.	70 43
												301	H	South Carolina St.	73 32
												307	H	Incarinate Word	84 42
												338	N	Seattle U	84 54
LAST 12 Division I GAMES:															
52	N	Southern California	76 48	175	H	Colorado	63 51								
5	N	Oregon	63 77	93	H	Utah	66 55								
24	H	Oregon St.	60 65	159	A	Washington St.	88 90								
5	H	Oregon	54 83	133	A	Washington	69 59								
40	A	California	76 82	23	A	Arizona St.	47 60								
4	A	Stanford	54 56	33	H	UCLA	93 98								

Non-Div I Games:

Arizona

Loss, Non-Conf, S Site, H Home A Away N Neutral

Average RPI Win:	127	WON-LOST	WINNING	LAST 10	STRENGTH OF	OPP. STRENGTH	TEAM	ADJ.	CONF.	ADJ CONF.
Average RPI Loss:	21	RECORD	PCT. RANK	GAMES	SCHEDULE	OF SCHEDULE	RPI	RPI	RPI	RPI
DIV. I ONLY	20- 10	80	1- 0	13	13	23	23	2	2	
DIV. I NON-CONF.	9- 2	43	0- 0	69	11	26	26	2	2	
TOTALS	RPI 1-25	RPI 26-50	W-L RECORDS	RPI 51-100	RPI 101-150	RPI 150+				
20- 10	2- 6	2- 3	OVERALL	5- 1	2- 0	9- 0				
11- 4	1- 3	1- 1	HOME	3- 0	1- 0	5- 0				
6- 4	1- 2	0- 1	AWAY	2- 1	0- 0	3- 0				
3- 2	0- 1	1- 1	NEUTRAL	0- 0	1- 0	1- 0				
9- 2	0- 2	1- 0	NON-CONFERENCE	1- 0	2- 0	5- 0				
5- 1	0- 1	0- 0	HOME	0- 0	1- 0	4- 0				
2- 0	0- 0	0- 0	AWAY	1- 0	0- 0	1- 0				
2- 1	0- 1	1- 0	NEUTRAL	0- 0	1- 0	0- 0				
11- 8	2- 4	1- 3	CONFERENCE	4- 1	0- 0	4- 0				
6- 3	1- 2	1- 1	HOME	3- 0	0- 0	1- 0				
4- 4	1- 2	0- 1	AWAY	1- 1	0- 0	2- 0				
1- 1	0- 0	0- 1	NEUTRAL	0- 0	0- 0	1- 0				

RPI	S	Opponent	Score	RPI	S	Opponent	Score	RPI	S	Opponent	Score	RPI	S	Opponent	Score
2	H	Baylor	59 65	31	N	Kansas St.	65 51	52	H	Southern California	68 59	119	H	Fresno St.	68 52
3	N	Louisville	56 58	33	H	UCLA	59 61	66	A	Arkansas	88 85	149	N	Southern Ill.	82 38
4	A	Stanford	50 71	33	N	UCLA	69 73	80	A	Arizona	39 51	159	A	Washington St.	61 46
4	H	Stanford	65 72	40	A	California	60 69	80	H	Arizona	60 47	160	H	Tulsa	70 52
5	A	Oregon	71 77	40	H	California	62 61	93	A	Utah	65 63	168	H	Louisiana Tech	80 44
5	H	Oregon	59 66					93	H	Utah	60 58	169	H	Southern U.	69 47
24	A	Oregon St.	79 76									175	A	Colorado	76 70
24	H	Oregon St.	66 54									175	H	Colorado	66 49
												175	N	Colorado	66 49
												279	A	Colorado St.	70 39
												307	H	Incarnate Word	81 43
LAST 12 Division I GAMES:															
175	N	Colorado	66 49	40	A	California	60 69	175	H	Colorado	66 49	159	A	Washington St.	61 46
33	N	UCLA	69 73	93	H	Utah	60 58	80	H	Arizona	60 47	80	H	Arizona	60 47
160	H	Tulsa	70 52	52	H	Southern California	68 59	52	H	Southern California	68 59	52	H	Southern California	68 59
5	H	Oregon	59 66												
24	H	Oregon St.	66 54												
4	A	Stanford	50 71												

Non-Div I Games:

Arizona St.

Team Wins Since				Through Games Of March 11, 2013						
Average RPI Win:	350	WON-LOST	WINNING	LAST 10	STRENGTH OF	OPP. STRENGTH	TEAM	ADJ.	CONF.	ADJ CONF.
Average RPI Loss:	224	RECORD	PCT. RANK	GAMES	SCHEDULE	OF SCHEDULE	RPI	RPI	RPI	RPI
DIV. I ONLY	2- 19	348	0- 1	334	346	348	348	29	29	
DIV. I NON-CONF.	0- 3	336	0- 0	36	148	282	282	28	28	
TOTALS	RPI 1-25	RPI 26-50	W-L RECORDS	RPI 51-100	RPI 101-150	RPI 150+				
2- 19	0- 1	0- 0	OVERALL	0- 0	0- 1	2- 17				
1- 8	0- 0	0- 0	HOME	0- 0	0- 0	1- 8				
1- 11	0- 1	0- 0	AWAY	0- 0	0- 1	1- 9				
0- 0	0- 0	0- 0	NEUTRAL	0- 0	0- 0	0- 0				
0- 3	0- 1	0- 0	NON-CONFERENCE	0- 0	0- 1	0- 1				
0- 0	0- 0	0- 0	HOME	0- 0	0- 0	0- 0				
0- 3	0- 1	0- 0	AWAY	0- 0	0- 1	0- 1				
0- 0	0- 0	0- 0	NEUTRAL	0- 0	0- 0	0- 0				
2- 16	0- 0	0- 0	CONFERENCE	0- 0	0- 0	2- 16				
1- 8	0- 0	0- 0	HOME	0- 0	0- 0	1- 8				
1- 8	0- 0	0- 0	AWAY	0- 0	0- 0	1- 8				
0- 0	0- 0	0- 0	NEUTRAL	0- 0	0- 0	0- 0				

RPI 1-25				RPI 26-50				RPI 51-100				RPI 101+				Team's RPI: 348	
RPI	S	Opponent	Score	RPI	S	Opponent	Score	RPI	S	Opponent	Score	RPI	S	Opponent	Score		
24	A	Oregon St.	33 89									108	A	Minnesota	42 84		
												169	A	Southern U.	41 73		
												169	H	Southern U.	45 56		
												192	A	Prairie View	46 79		
												192	H	Prairie View	41 80		
												203	A	Grambling	57 77		
												203	H	Grambling	57 67		
												222	A	Texas Southern	49 62		
												222	H	Texas Southern	58 59		
												252	A	Jackson St.	41 60		
												252	H	Jackson St.	41 61		
												256	A	Wichita St.	39 76		
												266	A	Alabama St.	52 73		
												266	H	Alabama St.	56 58		
												302	A	Alabama A&M	54 60		
												302	H	Alabama A&M	52 78		
												328	A	Mississippi Val.	63 82		
												328	H	Mississippi Val.	56 62		
												350	A	Alcorn	59 57		
												350	H	Alcorn	66 57		
LAST 12 Division I GAMES:																	
302	A	Alabama A&M	54 60	350	H	Alcorn	66 57										
328	A	Mississippi Val.	63 82	169	H	Southern U.	45 56										
252	H	Jackson St.	41 61	266	A	Alabama St.	52 73										
203	H	Grambling	57 67	252	A	Jackson St.	41 60										
192	A	Prairie View	46 79	203	A	Grambling	57 77										
222	A	Texas Southern	49 62	192	H	Prairie View	41 80										

[illegible]

Loss, Non-Conf, S Site, H Home A Away N Neutral

Arkansas

Through Games Of March 11, 2019

Average RPI Win: 164	WON-LOST	WINNING	LAST 10	STRENGTH OF	OPP. STRENGTH	TEAM	ADJ.	CONF.	ADJ CONF.
Average RPI Loss: 46	RECORD	PCT. RANK	GAMES	SCHEDULE	OF SCHEDULE	RPI	RPI	RPI	RPI
DIV. I ONLY	20- 14	127	1- 0	43	64	66	66	5	5
DIV. I NON-CONF.	11- 3	56	0- 0	125	129	49	49	5	5
TOTALS	RPI 1-25	RPI 26-50	W-L RECORDS	RPI 51-100	RPI 101-150	RPI 150+			
20- 14	2- 7	0- 3	OVERALL	3- 1	3- 3	12- 0			
9- 6	0- 3	0- 2	HOME	1- 0	1- 1	7- 0			
6- 6	0- 3	0- 1	AWAY	2- 1	1- 1	3- 0			
5- 2	2- 1	0- 0	NEUTRAL	0- 0	1- 1	2- 0			
11- 3	0- 2	0- 0	NON-CONFERENCE	2- 0	2- 1	7- 0			
6- 1	0- 1	0- 0	HOME	1- 0	1- 0	4- 0			
3- 1	0- 1	0- 0	AWAY	1- 0	1- 0	1- 0			
2- 1	0- 0	0- 0	NEUTRAL	0- 0	0- 1	2- 0			
9- 11	2- 5	0- 3	CONFERENCE	1- 1	1- 2	5- 0			
3- 5	0- 2	0- 2	HOME	0- 0	0- 1	3- 0			
3- 5	0- 2	0- 1	AWAY	1- 1	0- 1	2- 0			
3- 1	2- 1	0- 0	NEUTRAL	0- 0	1- 0	0- 0			

RPI	S	Opponent	Score	RPI	S	Opponent	Score	RPI	S	Opponent	Score	RPI	S	Opponent	Score
8	H	Mississippi St.	69 93	29	A	Missouri	53 71	58	A	Tennessee	80 79	111	A	Georgia	83 93
8	N	Mississippi St.	70 101	29	H	Missouri	67 73	71	A	UT Arlington	66 65	111	H	Georgia	72 80
11	A	Iowa St.	82 91	49	H	Auburn	72 75	86	A	LSU	34 71	111	N	Georgia	86 76
17	A	Texas A&M	53 66					94	H	Nebraska	84 80	127	N	Pittsburgh	54 61
17	N	Texas A&M	58 51									144	A	Abilene Christian	80 68
19	H	South Carolina	79 87									148	H	Tennessee Tech	65 42
19	N	South Carolina	95 89									157	H	Oral Roberts	74 61
21	A	Kentucky	59 61									158	H	Alabama	72 61
23	H	Arizona St.	85 88									160	A	Tulsa	61 59
Team's RPI: 66															
LAST 12 Division I GAMES:															
		111 N Georgia	86 76			237 H Ole Miss	73 61								
		19 N South Carolina	95 89			111 A Georgia	83 93								
		17 N Texas A&M	58 51			21 A Kentucky	59 61								
		8 N Mississippi St.	70 101			49 H Auburn	72 75								
		17 A Texas A&M	53 66			86 A LSU	34 71								
		29 H Missouri	67 73			19 H South Carolina	79 87								

Non-Div I Games:

Arkansas

■ Loss,
■ Non-Conf,
■ S Site,
■ H Home
■ A Away
N Neutral

Average RPI Win:	223	WON-LOST	WINNING	LAST 10	STRENGTH OF	OPP. STRENGTH	TEAM	ADJ.	CONF.	ADJ CONF.
Average RPI Loss:	118	RECORD	PCT. RANK	GAMES	SCHEDULE	OF SCHEDULE	RPI	RPI	RPI	RPI
DIV. I ONLY	12- 18	226	0- 1	116	136	188	188	12	12	
DIV. I NON-CONF.	5- 6	177	0- 0	157	97	175	175	14	14	
TOTALS	RPI 1-25	RPI 26-50	W-L RECORDS	RPI 51-100	RPI 101-150	RPI 150+				
12- 18	0- 1	0- 2	OVERALL	1- 5	2- 4	9- 6				
9- 5	0- 0	0- 0	HOME	1- 2	1- 1	7- 2				
3- 13	0- 1	0- 2	AWAY	0- 3	1- 3	2- 4				
0- 0	0- 0	0- 0	NEUTRAL	0- 0	0- 0	0- 0				
5- 6	0- 1	0- 2	NON-CONFERENCE	0- 0	0- 2	5- 1				
4- 1	0- 0	0- 0	HOME	0- 0	0- 0	4- 1				
1- 5	0- 1	0- 2	AWAY	0- 0	0- 2	1- 0				
0- 0	0- 0	0- 0	NEUTRAL	0- 0	0- 0	0- 0				
7- 12	0- 0	0- 0	CONFERENCE	1- 5	2- 2	4- 5				
5- 4	0- 0	0- 0	HOME	1- 2	1- 1	3- 1				
2- 8	0- 0	0- 0	AWAY	0- 3	1- 1	1- 4				
0- 0	0- 0	0- 0	NEUTRAL	0- 0	0- 0	0- 0				

[illegible]

Non-Div I Games:

Arkansas St.

Loss, Non-Conf, S Site, H Home A Away N Neutral

Army West Point

Through Games Of March 11, 2019

Average RPI Win:	285	WON-LOST	WINNING	LAST 10	STRENGTH OF	OPP. STRENGTH	TEAM	ADJ.	CONF.	ADJ CONF.
Average RPI Loss:	168	RECORD	PCT. RANK	GAMES	SCHEDULE	OF SCHEDULE	RPI	RPI	RPI	RPI
DIV. I ONLY	10- 19	259	0- 1	280	256	291	291	18	18	
DIV. I NON-CONF.	4- 6	212	0- 0	328	324	301	301	21	21	
TOTALS	RPI 1-25	RPI 26-50	W-L RECORDS	RPI 51-100	RPI 101-150	RPI 150+				
10- 19	0- 0	0- 2	OVERALL	0- 3	0- 4	10- 10				
6- 9	0- 0	0- 1	HOME	0- 1	0- 3	6- 4				
4- 10	0- 0	0- 1	AWAY	0- 2	0- 1	4- 6				
0- 0	0- 0	0- 0	NEUTRAL	0- 0	0- 0	0- 0				
4- 6	0- 0	0- 0	NON-CONFERENCE	0- 1	0- 2	4- 3				
2- 3	0- 0	0- 0	HOME	0- 0	0- 2	2- 1				
2- 3	0- 0	0- 0	AWAY	0- 1	0- 0	2- 2				
0- 0	0- 0	0- 0	NEUTRAL	0- 0	0- 0	0- 0				
6- 13	0- 0	0- 2	CONFERENCE	0- 2	0- 2	6- 7				
4- 6	0- 0	0- 1	HOME	0- 1	0- 1	4- 3				
2- 7	0- 0	0- 1	AWAY	0- 1	0- 1	2- 4				
0- 0	0- 0	0- 0	NEUTRAL	0- 0	0- 0	0- 0				

RPI S	Opponent	Score	RPI S	Opponent	Score	RPI S	Opponent	Score	RPI S	Opponent	Score	Team's RPI: 291
42	A Bucknell	66 84	42	H Bucknell	52 66	56	A TCU	38 63	112	H St. John's (NY)	49 60	
						78	A American	51 61	126	A Lehigh	46 55	
						78	H American	62 75	126	H Lehigh	50 73	
									137	H Yale	51 62	
									174	A Boston U.	51 63	
									174	H Boston U.	42 67	
									176	A Holy Cross	39 58	
									176	H Holy Cross	60 53	
									246	A Colgate	80 85	
									246	H Colgate	58 70	
									247	H St. Francis Brooklyn	69 57	
									250	A Columbia	49 70	
									251	A Binghamton	47 60	
									255	A Navy	60 48	
									255	H Navy	55 52	
									265	A Loyola Maryland	51 70	
									265	H Loyola Maryland	69 57	
									295	H Air Force	60 71	
									317	A Lafayette	64 40	
									317	H Lafayette	61 63	
									317	H Lafayette	65 50	
									318	A Wagner	61 46	
									344	H Fairleigh Dickinson	62 40	
									351	A LIU Brooklyn	57 42	
LAST 12 Division I GAMES:												
317	H Lafayette	61 63	255	A Navy	60 48							
42	A Bucknell	66 84	317	A Lafayette	64 40							
174	H Boston U.	42 67	78	H American	62 75							
246	A Colgate	80 85	265	A Loyola Maryland	51 70							
126	A Lehigh	46 55	246	H Colgate	58 70							
176	H Holy Cross	60 53	126	H Lehigh	50 73							

Non-Div I Games: Connecticut Col. 74 48

Army West Point

Loss, Non-Conf, S Site, H Home A Away N Neutral

Average RPI Win: 166	WON-LOST	WINNING	LAST 10	STRENGTH OF	OPP. STRENGTH	TEAM	ADJ.	CONF.	ADJ CONF.
Average RPI Loss: 26	RECORD	PCT. RANK	GAMES	SCHEDULE	OF SCHEDULE	RPI	RPI	RPI	RPI
DIV. I ONLY	21- 9	60	1- 0	77	50	49	49	5	5
DIV. I NON-CONF.	11- 1	13	0- 0	205	99	33	33	5	5
TOTALS	RPI 1-25	RPI 26-50	W-L RECORDS	RPI 51-100	RPI 101-150	RPI 150+			
21- 9	0- 6	2- 1	OVERALL	3- 2	1- 0	15- 0			
9- 5	0- 4	1- 0	HOME	0- 1	1- 0	7- 0			
9- 3	0- 1	0- 1	AWAY	3- 1	0- 0	6- 0			
3- 1	0- 1	1- 0	NEUTRAL	0- 0	0- 0	2- 0			
11- 1	0- 1	1- 0	NON-CONFERENCE	1- 0	0- 0	9- 0			
6- 0	0- 0	0- 0	HOME	0- 0	0- 0	6- 0			
3- 1	0- 1	0- 0	AWAY	1- 0	0- 0	2- 0			
2- 0	0- 0	1- 0	NEUTRAL	0- 0	0- 0	1- 0			
10- 8	0- 5	1- 1	CONFERENCE	2- 2	1- 0	6- 0			
3- 5	0- 4	1- 0	HOME	0- 1	1- 0	1- 0			
6- 2	0- 0	0- 1	AWAY	2- 1	0- 0	4- 0			
1- 1	0- 1	0- 0	NEUTRAL	0- 0	0- 0	1- 0			

RPI S	Opponent	Score	RPI S	Opponent	Score	Team's RPI: 49	RPI S	Opponent	Score	RPI S	Opponent	Score
8	H Mississippi St.	59 85	29	A Missouri	65 74		53	A New Mexico	79 76	111	H Georgia	59 58
11	A Iowa St.	64 67	29	H Missouri	58 54		58	A Tennessee	62 73	155	H Oklahoma	95 79
17	H Texas A&M	67 69	36	N North Carolina	86 81		58	H Tennessee	69 78	156	H Nicholls St.	80 59
17	N Texas A&M	62 64					66	A Arkansas	75 72	158	A Alabama	66 56
19	H South Carolina	66 73					86	A LSU	56 46	158	H Alabama	77 38
21	H Kentucky	68 78								158	N Alabama	53 52
LAST 12 Division I GAMES:												
158	N Alabama	53 52	29	H Missouri	58 54		158	H Alabama	77 38			
17	N Texas A&M	62 64	58	A Tennessee	62 73		66	A Arkansas	75 72			
53	A New Mexico	79 76	21	H Kentucky	68 78		111	H Georgia	59 58			
11	A Iowa St.	64 67										
86	A LSU	56 46										
19	H South Carolina	66 73										

Non-Div I Games: Xavier (LA) 77 58

Auburn

■ Loss,
 ■ Non-Conf, S Site,
 ■ Home
 ■ Away
 N Neutral

Average RPI Win:	252	WON-LOST	WINNING	LAST 10	STRENGTH OF	OPP. STRENGTH	TEAM	ADJ.	CONF.	ADJ CONF.
Average RPI Loss:	198	RECORD	PCT. RANK	GAMES	SCHEDULE	OF SCHEDULE	RPI	RPI	RPI	RPI
DIV. I ONLY	13- 15	198	0- 1	328	267	259	259	22	22	
DIV. I NON-CONF.	3- 6	241	0- 0	343	282	341	341	22	22	
TOTALS	RPI 1-25	RPI 26-50	W-L RECORDS	RPI 51-100	RPI 101-150	RPI 150+				
13- 15	0- 0	0- 1	OVERALL	0- 1	3- 4	10- 9				
9- 4	0- 0	0- 1	HOME	0- 0	1- 1	8- 2				
4- 10	0- 0	0- 0	AWAY	0- 1	2- 2	2- 7				
0- 1	0- 0	0- 0	NEUTRAL	0- 0	0- 1	0- 0				
3- 6	0- 0	0- 0	NON-CONFERENCE	0- 1	0- 1	3- 4				
3- 1	0- 0	0- 0	HOME	0- 0	0- 0	3- 1				
0- 5	0- 0	0- 0	AWAY	0- 1	0- 1	0- 3				
0- 0	0- 0	0- 0	NEUTRAL	0- 0	0- 0	0- 0				
10- 9	0- 0	0- 1	CONFERENCE	0- 0	3- 3	7- 5				
6- 3	0- 0	0- 1	HOME	0- 0	1- 1	5- 1				
4- 5	0- 0	0- 0	AWAY	0- 0	2- 1	2- 4				
0- 1	0- 0	0- 0	NEUTRAL	0- 0	0- 1	0- 0				

RPI S	Opponent	Score	RPI S	Opponent	Score	RPI S	Opponent	Score	RPI S	Opponent	Score	Team's RPI: 259
43	H Belmont	62 80	76	A Cincinnati	48 69	110	A UT Martin	65 74				
						110	H UT Martin	58 59				
						129	A Morehead St.	84 75				
						129	H Morehead St.	81 80				
						141	A Illinois St.	49 61				
						148	A Tennessee Tech	72 65				
						148	N Tennessee Tech	57 68				
						206	A Vanderbilt	70 99				
						213	A Jacksonville St.	56 67				
						238	A Western Ill.	72 77				
						239	A SIUE	68 69				
						239	H SIUE	77 65				
						240	A Southeast Mo. St.	54 64				
						240	H Southeast Mo. St.	56 54				
						241	H Northern Ky.	52 48				
						260	A Murray St.	72 77				
						260	H Murray St.	59 56				
						294	A Eastern Ill.	73 60				
						294	H Eastern Ill.	57 67				
						302	H Alabama A&M	75 58				
						304	H Tennessee St.	74 47				
						328	H Mississippi Val.	89 95				
						329	A Evansville	52 56				
						330	H Lipscomb	70 58				
						333	A Eastern Ky.	80 60				
						333	H Eastern Ky.	100 65				
LAST 12 Division I GAMES:												
						129	A Morehead St.	84 75				
						294	H Eastern Ill.	57 67				
						239	H SIUE	77 65				
						213	A Jacksonville St.	56 67				
						148	A Tennessee Tech	72 65				
						43	H Belmont	62 80				
148	N Tennessee Tech	57 68										
260	A Murray St.	72 77										
333	A Eastern Ky.	80 60										
110	H UT Martin	58 59										
240	H Southeast Mo. St.	56 54										
260	H Murray St.	59 56										

Non-Div I Games: Christian Bros. 100 62 Trevecca Nazarene 90 78

Austin Peay

■ Loss,
 ■ Non-Conf, S Site,
 ■ Home
 ■ Away
 N Neutral

BYU				STRENGTH OF SCHEDULE	OPP. STRENGTH OF SCHEDULE	TEAM RPI	ADJ. RPI	CONF. RPI	ADJ CONF. RPI
Average RPI Win:	159	WON-LOST RECORD	WINNING PCT. RANK						
Average RPI Loss:	109		LAST 10 GAMES						
DIV. I ONLY	24- 6	29	1- 0	89	99	32	32	7	7
DIV. I NON-CONF.	8- 3	72	0- 0	155	195	80	80	7	7

TOTALS	RPI 1-25	RPI 26-50	W-L RECORDS	RPI 51-100	RPI 101-150	RPI 150+			
24- 6	2- 0	1- 2	OVERALL	5- 2	2- 1	14- 1			
12- 2	1- 0	0- 2	HOME	2- 0	2- 0	7- 0			
9- 4	1- 0	1- 0	AWAY	1- 2	0- 1	6- 1			
3- 0	0- 0	0- 0	NEUTRAL	2- 0	0- 0	1- 0			
8- 3	0- 0	0- 1	NON-CONFERENCE	1- 1	1- 0	6- 1			
4- 1	0- 0	0- 1	HOME	0- 0	1- 0	3- 0			
2- 2	0- 0	0- 0	AWAY	0- 1	0- 0	2- 1			
2- 0	0- 0	0- 0	NEUTRAL	1- 0	0- 0	1- 0			
16- 3	2- 0	1- 1	CONFERENCE	4- 1	1- 1	8- 0			
8- 1	1- 0	0- 1	HOME	2- 0	1- 0	4- 0			
7- 2	1- 0	1- 0	AWAY	1- 1	0- 1	4- 0			
1- 0	0- 0	0- 0	NEUTRAL	1- 0	0- 0	0- 0			

RPI 1-25				RPI 26-50				Team's RPI: 32				RPI 51-100				RPI 101+			
RPI	S	Opponent	Score	RPI	S	Opponent	Score	RPI	S	Opponent	Score	RPI	S	Opponent	Score	RPI	S	Opponent	Score
13	A	Gonzaga	66 64	40	H	California	52 70	56	N	TCU	61 58	106	A	Loyola Marymount	58 61				
13	H	Gonzaga	70 68	47	A	Saint Mary's (CA)	74 73	93	A	Utah	67 78	106	H	Loyola Marymount	55 44				
				47	H	Saint Mary's (CA)	75 78	97	A	Pepperdine	65 79	122	H	Northern Colo.	70 50				
								97	H	Pepperdine	83 58	152	H	UC Riverside	72 70				
								97	N	Pepperdine	68 63	163	A	Santa Clara	54 44				
								98	A	Pacific	77 74	163	H	Santa Clara	69 64				
								98	H	Pacific	75 49	179	A	Utah St.	62 57				
												189	A	Portland	70 69				
												189	H	Portland	79 71				
												205	H	Eastern Wash.	80 65				
												215	N	California Baptist	76 69				
												249	A	San Francisco	67 59				
												249	H	San Francisco	82 59				
												268	A	Southern Utah	64 67				
												269	A	San Diego	65 56				
												269	H	San Diego	80 68				
												279	H	Colorado St.	51 42				
												287	A	Utah Valley	77 51				
LAST 12 Division I GAMES:																			
				97	N	Pepperdine	68 63	98	H	Pacific	75 49								
				163	H	Santa Clara	69 64	47	H	Saint Mary's (CA)	75 78								
				249	H	San Francisco	82 59	97	A	Pepperdine	65 79								
				269	H	San Diego	80 68	106	A	Loyola Marymount	58 61								
				13	A	Gonzaga	66 64	269	A	San Diego	65 56								
				189	A	Portland	70 69	189	H	Portland	79 71								

Non-Div I Games:

BYU

■ Loss,
 ■ Non-Conf, S Site,
 ■ Home
 ■ Away
 N Neutral

Average RPI Win:	168	WON-LOST	WINNING	LAST 10	STRENGTH OF	OPP. STRENGTH	TEAM	ADJ.	CONF.	ADJ CONF.
Average RPI Loss:	100	RECORD	PCT. RANK	GAMES	SCHEDULE	OF SCHEDULE	RPI	RPI	RPI	RPI
DIV. I ONLY	7- 23	304	0- 1	50	86	218	218	8	8	
DIV. I NON-CONF.	4- 7	228	0- 0	116	41	202	202	9	9	
TOTALS	RPI 1-25	RPI 26-50	W-L RECORDS	RPI 51-100	RPI 101-150	RPI 150+				
7- 23	0- 0	0- 8	OVERALL	2- 8	2- 1	3- 6				
5- 9	0- 0	0- 3	HOME	2- 2	0- 1	3- 3				
2- 11	0- 0	0- 4	AWAY	0- 4	2- 0	0- 3				
0- 3	0- 0	0- 1	NEUTRAL	0- 2	0- 0	0- 0				
4- 7	0- 0	0- 1	NON-CONFERENCE	1- 5	1- 0	2- 1				
3- 2	0- 0	0- 0	HOME	1- 1	0- 0	2- 1				
1- 2	0- 0	0- 0	AWAY	0- 2	1- 0	0- 0				
0- 3	0- 0	0- 1	NEUTRAL	0- 2	0- 0	0- 0				
3- 16	0- 0	0- 7	CONFERENCE	1- 3	1- 1	1- 5				
2- 7	0- 0	0- 3	HOME	1- 1	0- 1	1- 2				
1- 9	0- 0	0- 4	AWAY	0- 2	1- 0	0- 3				
0- 0	0- 0	0- 0	NEUTRAL	0- 0	0- 0	0- 0				

RPI 1-25				RPI 26-50				RPI 51-100				RPI 101+				Team's RPI: 218	
RPI	S	Opponent	Score	RPI	S	Opponent	Score	RPI	S	Opponent	Score	RPI	S	Opponent	Score		
				26	A	Central Mich.	63 81	70	A	Missouri St.	54 74	105	A	Western Ky.	86 83		
				26	H	Central Mich.	64 81	74	A	Butler	47 64	123	A	Northern Ill.	67 64		
				34	A	Ohio	62 94	75	A	Toledo	58 65	123	H	Northern Ill.	83 93		
				34	H	Ohio	75 90	75	A	Toledo	63 67	164	A	Akron	61 91		
				38	A	Buffalo	65 77	75	H	Toledo	62 63	193	A	Eastern Mich.	53 56		
				38	H	Buffalo	58 97	76	H	Cincinnati	75 63	193	H	Eastern Mich.	57 67		
				39	N	Quinnipiac	66 69	77	H	Kent St.	48 44	206	H	Vanderbilt	43 60		
				48	A	Miami (OH)	57 60	79	N	Duke	62 79	212	H	Bowling Green	77 70		
								84	N	Fordham	70 78	262	A	Western Mich.	54 72		
								89	H	Purdue	38 80	262	H	Western Mich.	62 65		
												280	H	Cleveland St.	67 62		
												304	H	Tennessee St.	90 51		
LAST 12 Division I GAMES:																	
				75	A	Toledo	63 67	262	A	Western Mich.	54 72						
				26	A	Central Mich.	63 81	26	H	Central Mich.	64 81						
				39	N	Quinnipiac	66 69	75	H	Toledo	62 63						
				79	N	Duke	62 79	193	A	Eastern Mich.	53 56						
				193	H	Eastern Mich.	57 67	164	A	Akron	61 91						
				123	A	Northern Ill.	67 64	123	H	Northern Ill.	83 93						

Non-Div I Games: Urbana 99 62

Ball St.

■ Loss,
 ■ Non-Conf,
 ■ S Site,
 ■ H Home
 ■ A Away
 N Neutral

Average RPI Win:	91	WON-LOST	WINNING	LAST 10	STRENGTH OF	OPP. STRENGTH	TEAM	ADJ.	CONF.	ADJ CONF.
Average RPI Loss:	4	RECORD	PCT. RANK	GAMES	SCHEDULE	OF SCHEDULE	RPI	RPI	RPI	RPI
DIV. I ONLY	31- 1	1	1- 0	3	16	2	2	3	3	
DIV. I NON-CONF.	10- 1	17	0- 0	6	29	3	3	3	3	
TOTALS	RPI 1-25	RPI 26-50	W-L RECORDS	RPI 51-100	RPI 101-150	RPI 150+				
31- 1	6- 1	6- 0	OVERALL	5- 0	6- 0	8- 0				
15- 0	2- 0	2- 0	HOME	2- 0	3- 0	6- 0				
11- 1	3- 1	2- 0	AWAY	2- 0	2- 0	2- 0				
5- 0	1- 0	2- 0	NEUTRAL	1- 0	1- 0	0- 0				
10- 1	3- 1	1- 0	NON-CONFERENCE	1- 0	1- 0	4- 0				
6- 0	1- 0	0- 0	HOME	0- 0	1- 0	4- 0				
2- 1	2- 1	0- 0	AWAY	0- 0	0- 0	0- 0				
2- 0	0- 0	1- 0	NEUTRAL	1- 0	0- 0	0- 0				
21- 0	3- 0	5- 0	CONFERENCE	4- 0	5- 0	4- 0				
9- 0	1- 0	2- 0	HOME	2- 0	2- 0	2- 0				
9- 0	1- 0	2- 0	AWAY	2- 0	2- 0	2- 0				
3- 0	1- 0	1- 0	NEUTRAL	0- 0	1- 0	0- 0				

RPI 1-25				Team's RPI: 2		RPI 26-50				RPI 51-100				RPI 101+			
RPI	S	Opponent	Score	RPI	S	Opponent	Score	RPI	S	Opponent	Score	RPI	S	Opponent	Score		
4	A	Stanford	63 68	28	A	Texas	74 68	56	A	TCU	79 55	129	H	Morehead St.	96 58		
6	H	UConn	68 57	28	H	Texas	64 35	56	H	TCU	89 71	142	A	Texas Tech	73 56		
11	A	Iowa St.	73 60	30	N	South Dakota St.	72 66	68	N	Georgetown	67 46	142	H	Texas Tech	96 37		
11	H	Iowa St.	84 69	31	A	Kansas St.	71 48	81	A	West Virginia	63 57	142	N	Texas Tech	100 61		
11	N	Iowa St.	67 49	31	H	Kansas St.	65 50	81	H	West Virginia	79 47	143	A	Oklahoma St.	66 58		
19	A	South Carolina	94 69	31	N	Kansas St.	88 60					143	H	Oklahoma St.	76 44		
23	A	Arizona St.	65 59									153	A	Kansas	94 68		

Non-Div I Games:

Baylor

■ Loss,
 ■ Non-Conf,
 ■ S Site,
 ■ Home
 ■ Away
 N Neutral

SCHEDULE				THROUGH GAMES OF MARCH 11, 1915						
Average RPI Win:	210	WON-LOST	WINNING	LAST 10	STRENGTH OF	OPP. STRENGTH	TEAM	ADJ.	CONF.	ADJ CONF.
Average RPI Loss:	75	RECORD	PCT. RANK	GAMES	SCHEDULE	OF SCHEDULE	RPI	RPI	RPI	RPI
DIV. I ONLY	26- 6	21	1- 0	141	189	43	43	22	22	
DIV. I NON-CONF.	7- 4	108	0- 0	90	25	50	50	22	22	

TOTALS	RPI 1-25	RPI 26-50		W-L RECORDS		RPI 51-100	RPI 101-150		RPI 150+	
26- 6	0- 1	0- 1		OVERALL		2- 2	6- 2		18- 0	
11- 2	0- 0	0- 0		HOME		0- 1	2- 1		9- 0	
12- 4	0- 1	0- 1		AWAY		2- 1	2- 1		8- 0	
3- 0	0- 0	0- 0		NEUTRAL		0- 0	2- 0		1- 0	
7- 4	0- 1	0- 1		NON-CONFERENCE		2- 2	0- 0		5- 0	
3- 1	0- 0	0- 0		HOME		0- 1	0- 0		3- 0	
4- 3	0- 1	0- 1		AWAY		2- 1	0- 0		2- 0	
0- 0	0- 0	0- 0		NEUTRAL		0- 0	0- 0		0- 0	
19- 2	0- 0	0- 0		CONFERENCE		0- 0	6- 2		13- 0	
8- 1	0- 0	0- 0		HOME		0- 0	2- 1		6- 0	
8- 1	0- 0	0- 0		AWAY		0- 0	2- 1		6- 0	
3- 0	0- 0	0- 0		NEUTRAL		0- 0	2- 0		1- 0	

RPI 1-25					
RPI	S	Opponent	Score		
9	A	NC State	62	77	

RPI 26-50				Team's RPI: 43	
RPI	S	Opponent	Score		
50	A	Clemson	62	65	

RPI 51-100			
RPI	S	Opponent	Score
58	A	Tennessee	76 84
67	A	Wright St.	79 63
69	A	Middle Tenn.	45 38
75	H	Toledo	69 78

RPI 101+			
RPI	S	Opponent	Score
110	A	UT Martin	68 71
110	H	UT Martin	100 86
110	N	UT Martin	59 53
129	A	Morehead St.	77 57
129	H	Morehead St.	77 50
148	A	Tennessee Tech	99 67
148	H	Tennessee Tech	72 77
148	N	Tennessee Tech	62 48
160	H	Tulsa	78 53
170	A	Chattanooga	67 51
188	H	Arkansas St.	74 55
213	A	Jacksonville St.	64 41
213	H	Jacksonville St.	66 52
239	H	SIUE	87 54
240	A	Southeast Mo. St.	92 86
240	H	Southeast Mo. St.	91 57
240	N	Southeast Mo. St.	74 65
241	A	Northern Ky.	71 53
259	A	Austin Peay	80 62
260	A	Murray St.	65 58
294	H	Eastern Ill.	98 57
304	A	Tennessee St.	89 65
304	H	Tennessee St.	80 46
330	H	Lipscomb	83 43
333	A	Eastern Ky.	87 52
333	H	Eastern Ky.	69 43

LAST 12 Division I GAMES:					
148	N	Tennessee Tech	62	48	
240	N	Southeast Mo. St.	74	65	
110	N	UT Martin	59	53	
240	A	Southeast Mo. St.	92	86	
110	A	UT Martin	68	71	
239	H	SIUE	87	54	
294	H	Eastern Ill.	98	57	
148	A	Tennessee Tech	99	67	
304	A	Tennessee St.	89	65	
129	A	Morehead St.	77	57	
333	A	Eastern Ky.	87	52	
110	H	UT Martin	100	86	

Non-Div I Games:

Belmont

Loss, Non-Conf, S Site, H Home A Away N Neutral

Average RPI Win: 297		WON-LOST	WINNING	LAST 10	STRENGTH OF	OPP. STRENGTH	TEAM	ADJ.	CONF.	ADJ CONF.
Average RPI Loss: 207		RECORD	PCT. RANK	GAMES	SCHEDULE	OF SCHEDULE	RPI	RPI	RPI	RPI
DIV. I ONLY		16- 10	108	1- 0	347	337	223	223	32	32
DIV. I NON-CONF.		5- 5	162	0- 0	312	190	209	209	32	32
TOTALS		RPI 1-25	RPI 26-50	W-L RECORDS	RPI 51-100	RPI 101-150	RPI 150+			
16- 10	0- 0		0- 0	OVERALL	0- 0	0- 3	16- 7			
8- 3	0- 0		0- 0	HOME	0- 0	0- 0	8- 3			
7- 7	0- 0		0- 0	AWAY	0- 0	0- 3	7- 4			
1- 0	0- 0		0- 0	NEUTRAL	0- 0	0- 0	1- 0			
5- 5		0- 0	0- 0	NON-CONFERENCE	0- 0	0- 3	5- 2			
3- 0	0- 0		0- 0	HOME	0- 0	0- 0	3- 0			
1- 5	0- 0		0- 0	AWAY	0- 0	0- 3	1- 2			
1- 0	0- 0		0- 0	NEUTRAL	0- 0	0- 0	1- 0			
11- 5		0- 0	0- 0	CONFERENCE	0- 0	0- 0	11- 5			
5- 3	0- 0		0- 0	HOME	0- 0	0- 0	5- 3			
6- 2	0- 0		0- 0	AWAY	0- 0	0- 0	6- 2			
0- 0	0- 0		0- 0	NEUTRAL	0- 0	0- 0	0- 0			

[illegible]

Non-Div I Games:	Flagler	74	59	Edward Waters	73	46
------------------	---------	----	----	---------------	----	----

Bethune-Cookman

Loss, Non-Conf, S Site, H Home A Away N Neutral

Binghamton

Through Games Of March 11, 2019

Average RPI Win:	279	WON-LOST	WINNING	LAST 10	STRENGTH OF	OPP. STRENGTH	TEAM	ADJ.	CONF.	ADJ CONF.
Average RPI Loss:	163	RECORD	PCT. RANK	GAMES	SCHEDULE	OF SCHEDULE	RPI	RPI	RPI	RPI
DIV. I ONLY	10- 18	248	0- 1	202	257	251	251	23	23	
DIV. I NON-CONF.	3- 8	267	0- 0	100	236	243	243	24	24	
TOTALS	RPI 1-25	RPI 26-50	W-L RECORDS	RPI 51-100	RPI 101-150	RPI 150+				
10- 18	0- 2	0- 1	OVERALL	0- 2	1- 4	9- 9				
6- 7	0- 0	0- 0	HOME	0- 1	1- 2	5- 4				
4- 11	0- 2	0- 1	AWAY	0- 1	0- 2	4- 5				
0- 0	0- 0	0- 0	NEUTRAL	0- 0	0- 0	0- 0				
3- 8	0- 2	0- 1	NON-CONFERENCE	0- 0	0- 1	3- 4				
3- 2	0- 0	0- 0	HOME	0- 0	0- 1	3- 1				
0- 6	0- 2	0- 1	AWAY	0- 0	0- 0	0- 3				
0- 0	0- 0	0- 0	NEUTRAL	0- 0	0- 0	0- 0				
7- 10	0- 0	0- 0	CONFERENCE	0- 2	1- 3	6- 5				
3- 5	0- 0	0- 0	HOME	0- 1	1- 1	2- 3				
4- 5	0- 0	0- 0	AWAY	0- 1	0- 2	4- 2				
0- 0	0- 0	0- 0	NEUTRAL	0- 0	0- 0	0- 0				

RPI 1-25				RPI 26-50				RPI 51-100				RPI 101+ Team's RPI: 251			
RPI	S	Opponent	Score	RPI	S	Opponent	Score	RPI	S	Opponent	Score	RPI	S	Opponent	Score
1	A	Notre Dame	53 103	34	A	Ohio	49 86	59	A	Maine	66 95	104	A	Hartford	50 63
12	A	Marquette	40 93					59	H	Maine	60 67	104	H	Hartford	73 62
												126	H	Lehigh	55 65
												138	A	Stony Brook	53 68
												138	H	Stony Brook	56 65
												171	H	Rider	57 62
												194	H	Cornell	72 61
												211	A	Dartmouth	39 63
												235	A	Albany (NY)	56 61
												235	A	Albany (NY)	56 61
												235	H	Albany (NY)	62 71
												271	A	Niagara	72 79
												278	A	Vermont	59 50
												278	H	Vermont	57 58
												291	H	Army West Point	60 47
												305	A	UMBC	58 46
												305	H	UMBC	67 45
												316	A	New Hampshire	71 62
												316	H	New Hampshire	53 54
												317	A	Lafayette	50 59
												326	A	UMass Lowell	70 50
												326	H	UMass Lowell	58 53
												344	H	Fairleigh Dickinson	73 54
LAST 12 Division I GAMES:															
235	A	Albany (NY)	56 61	316	H	New Hampshire	53 54								
59	H	Maine	60 67	138	A	Stony Brook	53 68								
104	A	Hartford	50 63	235	H	Albany (NY)	62 71								
278	A	Vermont	59 50	104	H	Hartford	73 62								
326	H	UMass Lowell	58 53	59	A	Maine	66 95								
305	A	UMBC	58 46	326	A	UMass Lowell	70 50								

Non-Div I Games: Charleston (WV) 69 62 Caldwell 73 54

Binghamton

Loss, Non-Conf, S Site, H Home A Away N Neutral

Average RPI Win:	199	WON-LOST	WINNING	LAST 10	STRENGTH OF	OPP. STRENGTH	TEAM	ADJ.	CONF.	ADJ CONF.
Average RPI Loss:	100	RECORD	PCT. RANK	GAMES	SCHEDULE	OF SCHEDULE	RPI	RPI	RPI	RPI
DIV. I ONLY	24- 4	14	1- 0	235	101	46	46	15	15	
DIV. I NON-CONF.	7- 2	58	0- 0	158	13	60	60	13	13	
TOTALS	RPI 1-25	RPI 26-50	W-L RECORDS	RPI 51-100	RPI 101-150	RPI 150+				
24- 4	0- 1	0- 0	OVERALL	4- 1	4- 0	16- 2				
12- 1	0- 1	0- 0	HOME	2- 0	2- 0	8- 0				
8- 3	0- 0	0- 0	AWAY	0- 1	2- 0	6- 2				
4- 0	0- 0	0- 0	NEUTRAL	2- 0	0- 0	2- 0				
7- 2	0- 1	0- 0	NON-CONFERENCE	2- 0	2- 0	3- 1				
3- 1	0- 1	0- 0	HOME	0- 0	1- 0	2- 0				
1- 1	0- 0	0- 0	AWAY	0- 0	1- 0	0- 1				
3- 0	0- 0	0- 0	NEUTRAL	2- 0	0- 0	1- 0				
17- 2	0- 0	0- 0	CONFERENCE	2- 1	2- 0	13- 1				
9- 0	0- 0	0- 0	HOME	2- 0	1- 0	6- 0				
7- 2	0- 0	0- 0	AWAY	0- 1	1- 0	6- 1				
1- 0	0- 0	0- 0	NEUTRAL	0- 0	0- 0	1- 0				

RPI 1-25				RPI 26-50				Team's RPI: 46				RPI 51-100				RPI 101+			
RPI	S	Opponent	Score	RPI	S	Opponent	Score	RPI	S	Opponent	Score	RPI	S	Opponent	Score	RPI	S	Opponent	Score
3	H	Louisville	55 74									53	H	New Mexico	70 66	119	A	Fresno St.	72 60
												60	A	Wyoming	52 64	119	H	Fresno St.	83 76
												60	H	Wyoming	72 64	133	A	Washington	73 69
												85	N	Idaho	91 85	145	H	CSUN	74 63
												90	N	UNI	61 60	159	A	Washington St.	71 95
																179	A	Utah St.	68 81
																200	A	UNLV	64 57
																200	H	UNLV	53 38
																202	A	San Diego St.	69 66
																202	H	San Diego St.	91 67
																205	H	Eastern Wash.	67 55
																208	N	Saint Francis (PA)	78 64
																245	A	Nevada	75 74
																245	H	Nevada	80 65
																245	N	Nevada	72 67
																268	H	Southern Utah	88 53
																279	A	Colorado St.	72 63
																279	H	Colorado St.	70 57
																295	A	Air Force	80 60
																295	H	Air Force	79 48
																298	A	San Jose St.	83 69
																298	H	San Jose St.	99 68
LAST 12 Division I GAMES:																			
245	N	Nevada	72 67	179	A	Utah St.	68 81	202	H	San Diego St.	91 67								
133	A	Washington	73 69	119	H	Fresno St.	83 76	298	A	San Jose St.	83 69	200	A	UNLV	64 57	245	H	Nevada	80 65
295	A	Air Force	80 60	53	H	New Mexico	70 66												
200	H	UNLV	53 38	279	A	Colorado St.	72 63												

Non-Div I Games: Southern Ore. 91 46 Northwest Chrst. 93 26

Boise St.

Loss, Non-Conf, S Site, H Home A Away N Neutral

Average RPI Win:	201	WON-LOST	WINNING	LAST 10	STRENGTH OF	OPP. STRENGTH	TEAM	ADJ.	CONF.	ADJ CONF.
Average RPI Loss:	45	RECORD	PCT. RANK	GAMES	SCHEDULE	OF SCHEDULE	RPI	RPI	RPI	RPI
DIV. I ONLY	14- 16	194	0- 1	62	30	132	132	1	1	
DIV. I NON-CONF.	11- 2	32	0- 0	241	302	105	105	1	1	
TOTALS	RPI 1-25	RPI 26-50	W-L RECORDS	RPI 51-100	RPI 101-150	RPI 150+				
14- 16	0- 8	0- 2	OVERALL	1- 4	2- 2	11- 0				
8- 9	0- 4	0- 1	HOME	1- 2	0- 2	7- 0				
4- 6	0- 4	0- 1	AWAY	0- 1	2- 0	2- 0				
2- 1	0- 0	0- 0	NEUTRAL	0- 1	0- 0	2- 0				
11- 2	0- 0	0- 0	NON-CONFERENCE	0- 0	1- 2	10- 0				
7- 2	0- 0	0- 0	HOME	0- 0	0- 2	7- 0				
2- 0	0- 0	0- 0	AWAY	0- 0	1- 0	1- 0				
2- 0	0- 0	0- 0	NEUTRAL	0- 0	0- 0	2- 0				
3- 14	0- 8	0- 2	CONFERENCE	1- 4	1- 0	1- 0				
1- 7	0- 4	0- 1	HOME	1- 2	0- 0	0- 0				
2- 6	0- 4	0- 1	AWAY	0- 1	1- 0	1- 0				
0- 1	0- 0	0- 0	NEUTRAL	0- 1	0- 0	0- 0				

RPI 1-25				RPI 26-50				RPI 51-100				RPI 101+ Team's RPI: 132			
RPI	S	Opponent	Score	RPI	S	Opponent	Score	RPI	S	Opponent	Score	RPI	S	Opponent	Score
1	A	Notre Dame	63 92	36	A	North Carolina	78 93	65	H	Georgia Tech	76 81	108	H	Minnesota	69 77
1	H	Notre Dame	47 97	50	H	Clemson	58 91	73	H	Virginia Tech	86 95	109	A	Houston	64 57
3	A	Louisville	51 87					79	H	Duke	92 90	118	H	Providence	57 61
9	H	NC State	69 85					96	A	Virginia	77 79	127	A	Pittsburgh	59 55
10	A	Syracuse	69 96					96	N	Virginia	61 77	151	A	Wake Forest	65 64
10	H	Syracuse	59 76									171	N	Rider	112 61
18	A	Miami (FL)	73 76									174	H	Boston U.	78 51
20	H	Florida St.	71 91									176	H	Holy Cross	89 63
LAST 12 Division I GAMES:															
		96 N Virginia	61 77			1	H Notre Dame	47 97							
		171 N Rider	112 61			10	A Syracuse	69 96							
		10 H Syracuse	59 76			96	A Virginia	77 79							
		3 A Louisville	51 87			73	H Virginia Tech	86 95							
		36 A North Carolina	78 93			79	H Duke	92 90							
		50 H Clemson	58 91			18	A Miami (FL)	73 76							

Non-Div I Games:

Boston College

■ Loss,
 ■ Non-Conf, S Site,
 ■ Home
 ■ Away
 N Neutral

Average RPI Win: 237	WON-LOST	WINNING	LAST 10	STRENGTH OF	OPP. STRENGTH	TEAM	ADJ.	CONF.	ADJ CONF.
Average RPI Loss: 150	RECORD	PCT. RANK	GAMES	SCHEDULE	OF SCHEDULE	RPI	RPI	RPI	RPI
DIV. I ONLY	15- 14	164	0- 1	188	238	174	174	18	18
DIV. I NON-CONF.	4- 6	212	0- 0	229	214	237	237	21	21
TOTALS	RPI 1-25	RPI 26-50	W-L RECORDS	RPI 51-100	RPI 101-150	RPI 150+			
15- 14	0- 0	1- 1	OVERALL	0- 3	3- 3	11- 7			
8- 6	0- 0	0- 1	HOME	0- 1	2- 0	6- 4			
7- 8	0- 0	1- 0	AWAY	0- 2	1- 3	5- 3			
0- 0	0- 0	0- 0	NEUTRAL	0- 0	0- 0	0- 0			
4- 6	0- 0	0- 0	NON-CONFERENCE	0- 1	1- 3	3- 2			
4- 0	0- 0	0- 0	HOME	0- 0	1- 0	3- 0			
0- 6	0- 0	0- 0	AWAY	0- 1	0- 3	0- 2			
0- 0	0- 0	0- 0	NEUTRAL	0- 0	0- 0	0- 0			
11- 8	0- 0	1- 1	CONFERENCE	0- 2	2- 0	8- 5			
4- 6	0- 0	0- 1	HOME	0- 1	1- 0	3- 4			
7- 2	0- 0	1- 0	AWAY	0- 1	1- 0	5- 1			
0- 0	0- 0	0- 0	NEUTRAL	0- 0	0- 0	0- 0			

RPI 1-25				RPI 26-50				RPI 51-100				RPI 101+				Team's RPI: 174	
RPI	S	Opponent	Score	RPI	S	Opponent	Score	RPI	S	Opponent	Score	RPI	S	Opponent	Score		
				42	A	Bucknell	70 62	78	A	American	48 50	102	A	Northeastern	51 81		
				42	H	Bucknell	58 62	78	H	American	51 64	120	A	Marist	57 68		
								88	A	Harvard	47 67	126	A	Lehigh	52 48		
												126	H	Lehigh	58 45		
												128	H	Delaware	72 61		
												132	A	Boston College	51 78		
												176	A	Holy Cross	69 75		
												176	H	Holy Cross	61 64		
												176	H	Holy Cross	70 72		
												204	A	Massachusetts	55 66		
												211	A	Dartmouth	44 64		
												246	A	Colgate	61 53		
												246	H	Colgate	72 81		
												255	A	Navy	49 35		
												255	H	Navy	66 55		
												265	A	Loyola Maryland	64 62		
												265	H	Loyola Maryland	55 59		
												281	H	Brown	72 51		
												291	A	Army West Point	67 42		
												291	H	Army West Point	63 51		
												293	H	Bryant	67 65		
												316	H	New Hampshire	60 39		
												317	A	Lafayette	47 44		
												317	H	Lafayette	50 49		
LAST 12 Division I GAMES:																	
				176	H	Holy Cross	70 72	176	H	Holy Cross	61 64						
				265	H	Loyola Maryland	55 59	246	A	Colgate	61 53						
				291	A	Army West Point	67 42	126	A	Lehigh	52 48						
				317	H	Lafayette	50 49	42	H	Bucknell	58 62						
				255	H	Navy	66 55	317	A	Lafayette	47 44						
				78	A	American	48 50	255	A	Navy	49 35						

Non-Div I Games:

Boston U.

■ Loss,
 ■ Non-Conf, S Site,
 ■ Home
 ■ Away
 N Neutral

Bowling Green

Through Games Of March 11, 2019

Average RPI Win:	210	WON-LOST	WINNING	LAST 10	STRENGTH OF	OPP. STRENGTH	TEAM	ADJ.	CONF.	ADJ CONF.
Average RPI Loss:	111	RECORD	PCT. RANK	GAMES	SCHEDULE	OF SCHEDULE	RPI	RPI	RPI	RPI
DIV. I ONLY	8- 21	283	0- 1	60	132	212	212	8	8	
DIV. I NON-CONF.	6- 4	125	0- 0	230	331	154	154	9	9	
TOTALS	RPI 1-25	RPI 26-50	W-L RECORDS	RPI 51-100	RPI 101-150	RPI 150+				
8- 21	0- 0	1- 7	OVERALL	1- 4	0- 3	6- 7				
6- 7	0- 0	1- 3	HOME	1- 1	0- 1	4- 2				
2- 13	0- 0	0- 4	AWAY	0- 3	0- 1	2- 5				
0- 1	0- 0	0- 0	NEUTRAL	0- 0	0- 1	0- 0				
6- 4	0- 0	0- 1	NON-CONFERENCE	0- 0	0- 1	6- 2				
4- 0	0- 0	0- 0	HOME	0- 0	0- 0	4- 0				
2- 3	0- 0	0- 1	AWAY	0- 0	0- 0	2- 2				
0- 1	0- 0	0- 0	NEUTRAL	0- 0	0- 1	0- 0				
2- 17	0- 0	1- 6	CONFERENCE	1- 4	0- 2	0- 5				
2- 7	0- 0	1- 3	HOME	1- 1	0- 1	0- 2				
0- 10	0- 0	0- 3	AWAY	0- 3	0- 1	0- 3				
0- 0	0- 0	0- 0	NEUTRAL	0- 0	0- 0	0- 0				

RPI S	Opponent	Score	RPI S	Opponent	Score	RPI S	Opponent	Score	RPI S	Opponent	Score	Team's RPI: 212
			26	H Central Mich.	54 92	75	A Toledo	56 76	123	A Northern Ill.	47 88	
			34	A Ohio	68 76	75	H Toledo	65 79	123	H Northern Ill.	52 66	
			34	H Ohio	79 82	77	A Kent St.	62 86	131	N Mercer	63 76	
			38	A Buffalo	61 75	77	A Kent St.	73 77	164	A Akron	71 74	
			38	H Buffalo	78 72	77	H Kent St.	62 49	164	H Akron	73 83	
			41	A Michigan St.	69 99				173	A Coastal Caro.	80 81	
			48	A Miami (OH)	62 75				177	H Robert Morris	61 60	
			48	H Miami (OH)	75 82				193	A Eastern Mich.	74 81	
									201	H Marshall	99 76	
									214	A Xavier	49 65	
									218	A Ball St.	70 77	
									254	H Loyola Chicago	88 74	
									262	H Western Mich.	82 84	
									288	A Canisius	74 53	
									310	A Valparaiso	79 72	
									335	H Detroit Mercy	79 73	
LAST 12 Division I GAMES:												
			77	A Kent St.	62 86	77	A Kent St.	73 77				
			34	A Ohio	68 76	38	H Buffalo	78 72				
			38	A Buffalo	61 75	48	H Miami (OH)	75 82				
			77	H Kent St.	62 49	123	A Northern Ill.	47 88				
			164	H Akron	73 83	75	A Toledo	56 76				
			48	A Miami (OH)	62 75	26	H Central Mich.	54 92				

Non-Div I Games: Davis & Elkins 63 28

Bowling Green

■ Loss,
 ■ Non-Conf,
 ■ S Site,
 ■ Home
 ■ A Away
 N Neutral

Bradley

Through Games Of March 11, 2019

Average RPI Win:	255	WON-LOST	WINNING	LAST 10	STRENGTH OF	OPP. STRENGTH	TEAM	ADJ.	CONF.	ADJ CONF.
Average RPI Loss:	100	RECORD	PCT. RANK	GAMES	SCHEDULE	OF SCHEDULE	RPI	RPI	RPI	RPI
DIV. I ONLY	19- 9	75	1- 0	309	165	150	150	13	13	
DIV. I NON-CONF.	9- 1	29	1- 0	349	238	157	157	15	15	
TOTALS	RPI 1-25	RPI 26-50	W-L RECORDS	RPI 51-100	RPI 101-150	RPI 150+				
19- 9	0- 2	0- 0	OVERALL	0- 5	4- 1	15- 1				
11- 3	0- 1	0- 0	HOME	0- 2	2- 0	9- 0				
7- 6	0- 1	0- 0	AWAY	0- 3	1- 1	6- 1				
1- 0	0- 0	0- 0	NEUTRAL	0- 0	1- 0	0- 0				
9- 1	0- 0	0- 0	NON-CONFERENCE	0- 1	1- 0	8- 0				
5- 0	0- 0	0- 0	HOME	0- 0	0- 0	5- 0				
3- 1	0- 0	0- 0	AWAY	0- 1	0- 0	3- 0				
1- 0	0- 0	0- 0	NEUTRAL	0- 0	1- 0	0- 0				
10- 8	0- 2	0- 0	CONFERENCE	0- 4	3- 1	7- 1				
6- 3	0- 1	0- 0	HOME	0- 2	2- 0	4- 0				
4- 5	0- 1	0- 0	AWAY	0- 2	1- 1	3- 1				
0- 0	0- 0	0- 0	NEUTRAL	0- 0	0- 0	0- 0				

RPI 1-25				RPI 26-50				RPI 51-100				RPI 101+ Team's RPI: 150			
RPI	S	Opponent	Score	RPI	S	Opponent	Score	RPI	S	Opponent	Score	RPI	S	Opponent	Score
16	A	Drake	63 95					70	A	Missouri St.	60 82	128	N	Delaware	59 47
16	H	Drake	63 92					70	H	Missouri St.	56 68	141	A	Illinois St.	79 68
								89	A	Purdue	61 74	141	H	Illinois St.	75 65
								90	A	UNI	57 61	149	A	Southern Ill.	55 62
								90	H	UNI	78 81	149	H	Southern Ill.	58 53
												230	A	Indiana St.	61 45
												230	H	Indiana St.	81 80
												238	H	Western Ill.	82 68
												240	H	Southeast Mo. St.	85 79
												254	A	Loyola Chicago	69 56
												254	H	Loyola Chicago	71 59
												280	A	Cleveland St.	67 65
												294	H	Eastern Ill.	67 64
												306	A	Fla. Atlantic	80 59
												309	H	Oakland	73 64
												310	A	Valparaiso	73 76
												310	H	Valparaiso	87 76
												325	A	Omaha	80 60
												329	A	Evansville	75 68
												329	H	Evansville	81 63
												349	H	Chicago St.	89 59
LAST 12 Division I GAMES:															
306	A	Fla. Atlantic	80 59	70	A	Missouri St.	60 82	149	A	Southern Ill.	55 62				
16	A	Drake	63 95	329	H	Evansville	81 63	230	H	Indiana St.	81 80				
90	A	UNI	57 61	254	A	Loyola Chicago	69 56	310	A	Valparaiso	73 76				
254	H	Loyola Chicago	71 59												
310	H	Valparaiso	87 76												
141	H	Illinois St.	75 65												

Non-Div I Games: Rockhurst 83 40

Bradley

■ Loss,
 ■ Non-Conf, S Site,
 ■ Home
 ■ Away
 N Neutral

Average RPI Win:	269	WON-LOST	WINNING	LAST 10	STRENGTH OF	OPP. STRENGTH	TEAM	ADJ.	CONF.	ADJ CONF.
Average RPI Loss:	144	RECORD	PCT. RANK	GAMES	SCHEDULE	OF SCHEDULE	RPI	RPI	RPI	RPI
DIV. I ONLY	7- 21	299	0- 1	179	207	281	281	11	11	
DIV. I NON-CONF.	6- 8	199	0- 1	255	313	227	227	11	11	
TOTALS	RPI 1-25	RPI 26-50	W-L RECORDS	RPI 51-100	RPI 101-150	RPI 150+				
7- 21	0- 0	0- 2	OVERALL	0- 7	1- 2	6- 10				
4- 8	0- 0	0- 1	HOME	0- 3	1- 0	3- 4				
2- 13	0- 0	0- 1	AWAY	0- 4	0- 2	2- 6				
1- 0	0- 0	0- 0	NEUTRAL	0- 0	0- 0	1- 0				
6- 8	0- 0	0- 2	NON-CONFERENCE	0- 1	0- 1	6- 4				
3- 2	0- 0	0- 1	HOME	0- 0	0- 0	3- 1				
2- 6	0- 0	0- 1	AWAY	0- 1	0- 1	2- 3				
1- 0	0- 0	0- 0	NEUTRAL	0- 0	0- 0	1- 0				
1- 13	0- 0	0- 0	CONFERENCE	0- 6	1- 1	0- 6				
1- 6	0- 0	0- 0	HOME	0- 3	1- 0	0- 3				
0- 7	0- 0	0- 0	AWAY	0- 3	0- 1	0- 3				
0- 0	0- 0	0- 0	NEUTRAL	0- 0	0- 0	0- 0				

RPI S	Opponent	Score	RPI S	Opponent	Score	RPI S	Opponent	Score	RPI S	Opponent	Score	Team's RPI: 281
27	A Rutgers	52 73	27	A Rutgers	52 73	51	A Princeton	74 93	123	A Northern Ill.	102 109	
42	H Bucknell	78 91	42	H Bucknell	78 91	51	H Princeton	68 88	137	A Yale	72 84	
						57	A Penn	43 83	137	H Yale	86 71	
						57	H Penn	53 75	174	A Boston U.	51 72	
						59	A Maine	96 102	176	A Holy Cross	89 85	
						88	A Harvard	55 98	194	A Cornell	48 66	
						88	H Harvard	83 100	194	H Cornell	53 65	
									204	H Massachusetts	61 90	
									211	A Dartmouth	43 78	
									211	H Dartmouth	61 81	
									250	A Columbia	62 93	
									250	H Columbia	81 83	
									258	A Rhode Island	67 72	
									283	H Fairfield	68 49	
									293	A Bryant	57 75	
									293	N Bryant	84 68	
									316	H New Hampshire	76 70	
									327	H Central Conn. St.	68 63	
									349	A Chicago St.	90 65	
LAST 12 Division I GAMES:												
258	A Rhode Island	67 72	88	A Harvard	55 98							
57	H Penn	53 75	250	H Columbia	81 83							
51	H Princeton	68 88	194	H Cornell	53 65							
194	A Cornell	48 66	51	A Princeton	74 93							
250	A Columbia	62 93	57	A Penn	43 83							
211	A Dartmouth	43 78	88	H Harvard	83 100							

Non-Div I Games: Johnson & Wales (RI78 46 Adelphi 75 62

Brown

Average RPI Win:	297	WON-LOST	WINNING	LAST 10	STRENGTH OF	OPP. STRENGTH	TEAM	ADJ.	CONF.	ADJ CONF.
Average RPI Loss:	197	RECORD	PCT. RANK	GAMES	SCHEDULE	OF SCHEDULE	RPI	RPI	RPI	RPI
DIV. I ONLY	11- 19	241	0- 1	312	322	293	293	30	30	
DIV. I NON-CONF.	2- 9	297	0- 0	253	222	308	308	31	31	
TOTALS	RPI 1-25	RPI 26-50	W-L RECORDS	RPI 51-100	RPI 101-150	RPI 150+				
11- 19	0- 0	0- 0	OVERALL	0- 2	0- 3	11- 14				
7- 5	0- 0	0- 0	HOME	0- 1	0- 0	7- 4				
4- 12	0- 0	0- 0	AWAY	0- 1	0- 2	4- 9				
0- 2	0- 0	0- 0	NEUTRAL	0- 0	0- 1	0- 1				
2- 9	0- 0	0- 0	NON-CONFERENCE	0- 2	0- 3	2- 4				
1- 2	0- 0	0- 0	HOME	0- 1	0- 0	1- 1				
1- 5	0- 0	0- 0	AWAY	0- 1	0- 2	1- 2				
0- 2	0- 0	0- 0	NEUTRAL	0- 0	0- 1	0- 1				
9- 10	0- 0	0- 0	CONFERENCE	0- 0	0- 0	9- 10				
6- 3	0- 0	0- 0	HOME	0- 0	0- 0	6- 3				
3- 7	0- 0	0- 0	AWAY	0- 0	0- 0	3- 7				
0- 0	0- 0	0- 0	NEUTRAL	0- 0	0- 0	0- 0				

RPI S	Opponent	Score	RPI S	Opponent	Score	RPI S	Opponent	Score	RPI S	Opponent	Score	Team's RPI: 293
						59	H Maine	57 74	104	A Hartford	57 67	
						81	A West Virginia	48 94	118	N Providence	64 72	
									132	A Boston College	46 83	
									174	A Boston U.	65 67	
									176	H Holy Cross	62 81	
									177	A Robert Morris	56 59	
									177	H Robert Morris	57 60	
									180	A Sacred Heart	48 49	
									180	H Sacred Heart	57 67	
									208	A Saint Francis (PA)	66 78	
									208	A Saint Francis (PA)	78 91	
									208	H Saint Francis (PA)	66 63	
									224	A Mt. St. Mary's	73 68	
									224	H Mt. St. Mary's	77 59	
									247	A St. Francis Brooklyn	77 101	
									247	H St. Francis Brooklyn	55 60	
									281	H Brown	75 57	
									281	N Brown	68 84	
									316	A New Hampshire	74 79	
									318	A Wagner	84 69	
									318	H Wagner	76 73	
									326	A UMass Lowell	58 57	
									327	A Central Conn. St.	65 66	
									327	H Central Conn. St.	72 60	
									344	A Fairleigh Dickinson	53 63	
									344	H Fairleigh Dickinson	68 48	
LAST 12 Division I GAMES:												
208	A	Saint Francis (PA)	78	91	224	H	Mt. St. Mary's	77	59			
118	N	Providence	64	72	344	H	Fairleigh Dickinson	68	48			
318	H	Wagner	76	73	180	H	Sacred Heart	57	67			
351	A	LIU Brooklyn	69	54	208	A	Saint Francis (PA)	66	78			
247	A	St. Francis Brooklyn	77	101	177	A	Robert Morris	56	59			
318	A	Wagner	84	69	327	A	Central Conn. St.	65	66			

Non-Div I Games:

Bryant

■ Loss,
 ■ Non-Conf,
 ■ S Site,
 ■ Home
 ■ A Away
 N Neutral

B
r
y
a
n
t

RPI S Opponent Score

Through Games Of March 11, 2019

RPI	S	Opponent	Score	
351	A	LIU Brooklyn	69	54
351	H	LIU Brooklyn	69	62

B
r
y
a
n
t

Bryant

Average RPI Win:	218	WON-LOST	WINNING	LAST 10	STRENGTH OF	OPP. STRENGTH	TEAM	ADJ.	CONF.	ADJ CONF.
Average RPI Loss:	87	RECORD	PCT. RANK	GAMES	SCHEDULE	OF SCHEDULE	RPI	RPI	RPI	RPI
DIV. I ONLY	26- 5	16	1- 0	165	199	42	42	18	18	
DIV. I NON-CONF.	9- 3	62	0- 0	109	134	34	34	21	21	
TOTALS	RPI 1-25	RPI 26-50	W-L RECORDS	RPI 51-100	RPI 101-150	RPI 150+				
26- 5	0- 2	1- 0	OVERALL	2- 1	3- 0	20- 2				
13- 1	0- 0	1- 0	HOME	1- 0	2- 0	9- 1				
11- 4	0- 2	0- 0	AWAY	1- 1	1- 0	9- 1				
2- 0	0- 0	0- 0	NEUTRAL	0- 0	0- 0	2- 0				
9- 3	0- 2	1- 0	NON-CONFERENCE	0- 1	1- 0	7- 0				
4- 0	0- 0	1- 0	HOME	0- 0	1- 0	2- 0				
3- 3	0- 2	0- 0	AWAY	0- 1	0- 0	3- 0				
2- 0	0- 0	0- 0	NEUTRAL	0- 0	0- 0	2- 0				
17- 2	0- 0	0- 0	CONFERENCE	2- 0	2- 0	13- 2				
9- 1	0- 0	0- 0	HOME	1- 0	1- 0	7- 1				
8- 1	0- 0	0- 0	AWAY	1- 0	1- 0	6- 1				
0- 0	0- 0	0- 0	NEUTRAL	0- 0	0- 0	0- 0				

RPI 1-25				RPI 26-50				Team's RPI: 42				RPI 51-100				RPI 101+			
RPI	S	Opponent	Score	RPI	S	Opponent	Score	RPI	S	Opponent	Score	RPI	S	Opponent	Score	RPI	S	Opponent	Score
10	A	Syracuse	56 70	39	H	Quinnipiac	75 58	64	A	Drexel	42 64	120	H	Youngstown St.	73 68				
11	A	Iowa St.	61 86					78	A	American	65 64	126	A	Lehigh	73 68				
								78	H	American	71 56	126	H	Lehigh	71 53				
												171	H	Rider	80 59				
												174	A	Boston U.	62 58				
												174	H	Boston U.	62 70				
												176	A	Holy Cross	60 61				
												176	H	Holy Cross	75 71				
												204	N	Massachusetts	77 58				
												219	A	Monmouth	70 32				
												246	A	Colgate	90 62				
												246	H	Colgate	76 58				
												255	A	Navy	77 43				
												255	H	Navy	90 48				
												261	A	St. Bonaventure	77 46				
												265	A	Loyola Maryland	75 57				
												265	H	Loyola Maryland	88 63				
												265	H	Loyola Maryland	87 55				
												281	A	Brown	91 78				
												283	N	Fairfield	77 54				
												291	A	Army West Point	66 52				
												291	H	Army West Point	84 66				
												317	A	Lafayette	56 47				
												317	H	Lafayette	75 43				
												324	H	Iona	81 43				
LAST 12 Division I GAMES:																			
265	H	Loyola Maryland	88 63	246	H	Colgate	76 58												
291	H	Army West Point	84 66	126	A	Lehigh	73 68												
78	A	American	65 64	317	H	Lafayette	75 43												
255	H	Navy	90 48	174	A	Boston U.	62 58												
176	A	Holy Cross	60 61	255	A	Navy	77 43												
265	H	Loyola Maryland	87 55	176	H	Holy Cross	75 71												

Non-Div I Games:

Bucknell

■ Loss,
 ■ Non-Conf, S Site,
 ■ Home
 ■ Away
 N Neutral

Buffalo

Through Games Of March 11, 2019

Average RPI Win:	167	WON-LOST	WINNING	LAST 10	STRENGTH OF	OPP. STRENGTH	TEAM	ADJ.	CONF.	ADJ CONF.
Average RPI Loss:	74	RECORD	PCT. RANK	GAMES	SCHEDULE	OF SCHEDULE	RPI	RPI	RPI	RPI
DIV. I ONLY	20- 9	67	0- 1	54	89	38	38	8	8	
DIV. I NON-CONF.	8- 3	72	0- 0	96	113	41	41	9	9	
TOTALS	RPI 1-25	RPI 26-50	W-L RECORDS	RPI 51-100	RPI 101-150	RPI 150+				
20- 9	0- 2	4- 3	OVERALL	3- 1	1- 1	12- 2				
9- 3	0- 1	1- 2	HOME	2- 0	1- 0	5- 0				
9- 6	0- 1	2- 1	AWAY	0- 1	0- 1	7- 2				
2- 0	0- 0	1- 0	NEUTRAL	1- 0	0- 0	0- 0				
8- 3	0- 2	1- 0	NON-CONFERENCE	1- 0	0- 1	6- 0				
2- 1	0- 1	0- 0	HOME	0- 0	0- 0	2- 0				
4- 2	0- 1	0- 0	AWAY	0- 0	0- 1	4- 0				
2- 0	0- 0	1- 0	NEUTRAL	1- 0	0- 0	0- 0				
12- 6	0- 0	3- 3	CONFERENCE	2- 1	1- 0	6- 2				
7- 2	0- 0	1- 2	HOME	2- 0	1- 0	3- 0				
5- 4	0- 0	2- 1	AWAY	0- 1	0- 0	3- 2				
0- 0	0- 0	0- 0	NEUTRAL	0- 0	0- 0	0- 0				

RPI 1-25				RPI 26-50				Team's RPI: 38				RPI 51-100				RPI 101+			
RPI	S	Opponent	Score	RPI	S	Opponent	Score	RPI	S	Opponent	Score	RPI	S	Opponent	Score	RPI	S	Opponent	Score
4	H	Stanford	55 62	26	A	Central Mich.	65 76	68	N	Georgetown	73 64	115	A	Dayton	59 72				
5	A	Oregon	82 102	26	H	Central Mich.	95 100	75	H	Toledo	73 63	123	H	Northern Ill.	93 64				
				30	N	South Dakota St.	61 55	77	A	Kent St.	53 62	164	A	Akron	59 70				
				34	A	Ohio	73 43	77	H	Kent St.	75 66	164	H	Akron	91 72				
				34	H	Ohio	71 74					193	A	Eastern Mich.	91 84				
				48	A	Miami (OH)	66 59					210	A	UMES	69 63				
				48	H	Miami (OH)	86 61					211	A	Dartmouth	75 69				
												212	A	Bowling Green	72 78				
												212	H	Bowling Green	75 61				
												218	A	Ball St.	97 58				
												218	H	Ball St.	77 65				
												261	H	St. Bonaventure	90 43				
												262	A	Western Mich.	61 59				
												271	H	Niagara	88 61				
												288	A	Canisius	84 66				
												327	A	Central Conn. St.	82 69				
LAST 12 Division I GAMES:																			
				77	A	Kent St.	53 62	212	A	Bowling Green	72 78								
				212	H	Bowling Green	75 61	77	H	Kent St.	75 66								
				48	H	Miami (OH)	86 61	75	H	Toledo	73 63								
				34	A	Ohio	73 43	26	A	Central Mich.	65 76								
				164	A	Akron	59 70	218	A	Ball St.	97 58								
				26	H	Central Mich.	95 100	123	H	Northern Ill.	93 64								

Non-Div I Games:

Buffalo

■ Loss,
 ■ Non-Conf, S Site,
 ■ Home
 ■ Away
 N Neutral

Average RPI Win:	159	WON-LOST	WINNING	LAST 10	STRENGTH OF	OPP. STRENGTH	TEAM	ADJ.	CONF.	ADJ CONF.
Average RPI Loss:	71	RECORD	PCT. RANK	GAMES	SCHEDULE	OF SCHEDULE	RPI	RPI	RPI	RPI
DIV. I ONLY	21- 9	60	0- 1	118	65	74	74	6	6	
DIV. I NON-CONF.	10- 1	17	0- 0	288	165	67	67	4	4	
TOTALS	RPI 1-25	RPI 26-50	W-L RECORDS	RPI 51-100	RPI 101-150	RPI 150+				
21- 9	1- 3	0- 1	OVERALL	5- 2	5- 3	10- 0				
12- 4	0- 2	0- 0	HOME	2- 1	3- 1	7- 0				
7- 4	1- 1	0- 1	AWAY	3- 0	1- 2	2- 0				
2- 1	0- 0	0- 0	NEUTRAL	0- 1	1- 0	1- 0				
10- 1	0- 0	0- 1	NON-CONFERENCE	0- 0	2- 0	8- 0				
7- 0	0- 0	0- 0	HOME	0- 0	1- 0	6- 0				
1- 1	0- 0	0- 1	AWAY	0- 0	0- 0	1- 0				
2- 0	0- 0	0- 0	NEUTRAL	0- 0	1- 0	1- 0				
11- 8	1- 3	0- 0	CONFERENCE	5- 2	3- 3	2- 0				
5- 4	0- 2	0- 0	HOME	2- 1	2- 1	1- 0				
6- 3	1- 1	0- 0	AWAY	3- 0	1- 2	1- 0				
0- 1	0- 0	0- 0	NEUTRAL	0- 1	0- 0	0- 0				

RPI 1-25				RPI 26-50				RPI 51-100				RPI 101+			
RPI	S	Opponent	Score	RPI	S	Opponent	Score	RPI	S	Opponent	Score	RPI	S	Opponent	Score
12	A	Marquette	61 57	45	A	Indiana	46 66	55	A	Villanova	63 55	101	N	Ohio St.	66 53
12	H	Marquette	58 87					55	H	Villanova	62 60	112	A	St. John's (NY)	73 68
22	A	DePaul	62 76					68	A	Georgetown	59 50	112	H	St. John's (NY)	66 45
22	H	DePaul	78 86					68	H	Georgetown	42 72	118	A	Providence	68 74
								92	A	Creighton	75 43	118	H	Providence	63 66
								92	H	Creighton	66 46	140	A	Seton Hall	62 83
								92	N	Creighton	51 60	140	H	Seton Hall	62 59
												141	H	Illinois St.	58 56
												164	A	Akron	63 47
												193	N	Eastern Mich.	73 63
												214	A	Xavier	63 41
												214	H	Xavier	63 38
												218	H	Ball St.	64 47
												230	H	Indiana St.	72 49
												238	H	Western Ill.	92 51
												260	H	Murray St.	86 65
												294	H	Eastern Ill.	72 37
												326	H	UMass Lowell	89 36
LAST 12 Division I GAMES:															
				92	N	Creighton	51 60	92	H	Creighton	66 46				
				55	H	Villanova	62 60	214	H	Xavier	63 38				
				68	H	Georgetown	42 72	140	A	Seton Hall	62 83				
				22	A	DePaul	62 76	112	A	St. John's (NY)	73 68				
				12	A	Marquette	61 57	12	H	Marquette	58 87				
				118	H	Providence	63 66	22	H	DePaul	78 86				

Non-Div I Games:

Butler

CSU Bakersfield

Through Games Of March 11, 2019

Average RPI Win:	280	WON-LOST	WINNING	LAST 10	STRENGTH OF	OPP. STRENGTH	TEAM	ADJ.	CONF.	ADJ CONF.
Average RPI Loss:	217	RECORD	PCT. RANK	GAMES	SCHEDULE	OF SCHEDULE	RPI	RPI	RPI	RPI
DIV. I ONLY	11- 16	224	1- 0	327	325	276	276	31	31	
DIV. I NON-CONF.	2- 9	297	0- 0	267	257	304	304	30	30	
TOTALS	RPI 1-25	RPI 26-50	W-L RECORDS	RPI 51-100	RPI 101-150	RPI 150+				
11- 16	0- 1	0- 0	OVERALL	1- 0	0- 2	10- 13				
6- 4	0- 0	0- 0	HOME	1- 0	0- 1	5- 3				
5- 12	0- 1	0- 0	AWAY	0- 0	0- 1	5- 10				
0- 0	0- 0	0- 0	NEUTRAL	0- 0	0- 0	0- 0				
2- 9	0- 1	0- 0	NON-CONFERENCE	1- 0	0- 0	1- 8				
1- 1	0- 0	0- 0	HOME	1- 0	0- 0	0- 1				
1- 8	0- 1	0- 0	AWAY	0- 0	0- 0	1- 7				
0- 0	0- 0	0- 0	NEUTRAL	0- 0	0- 0	0- 0				
9- 7	0- 0	0- 0	CONFERENCE	0- 0	0- 2	9- 5				
5- 3	0- 0	0- 0	HOME	0- 0	0- 1	5- 2				
4- 4	0- 0	0- 0	AWAY	0- 0	0- 1	4- 3				
0- 0	0- 0	0- 0	NEUTRAL	0- 0	0- 0	0- 0				

RPI 1-25			RPI 26-50			RPI 51-100			RPI 101+			Team's RPI: 276
RPI	S	Opponent	Score	RPI	S	Opponent	Score	RPI	S	Opponent	Score	
24	A	Oregon St.	52 92					67	H	Wright St.	76 74	
								134	A	New Mexico St.	48 61	
								134	H	New Mexico St.	59 61	
								152	H	UC Riverside	67 79	
								178	A	UC Irvine	78 85	
								187	A	North Texas	59 71	
								215	A	California Baptist	43 67	
								215	H	California Baptist	45 68	
								229	A	UTRGV	56 64	
								229	H	UTRGV	68 63	
								230	A	SMU	43 49	
								242	A	UMKC	67 57	
								242	H	UMKC	85 71	
								253	A	Cal St. Fullerton	56 64	
								267	A	UTEP	47 53	
								287	A	Utah Valley	70 78	
								287	H	Utah Valley	92 73	
								290	A	UC Santa Barbara	56 48	
								298	A	San Jose St.	72 82	
								325	A	Omaha	46 53	
								338	A	Seattle U	70 60	
								338	H	Seattle U	58 68	
								341	A	Grand Canyon	59 46	
								341	H	Grand Canyon	51 37	
								349	A	Chicago St.	67 56	
								349	H	Chicago St.	80 47	
LAST 12 Division I GAMES:												
287	H	Utah Valley	92 73	229	A	UTRGV	56 64	341	A	Grand Canyon	59 46	
338	H	Seattle U	58 68	134	A	New Mexico St.	48 61	341	H	Grand Canyon	51 37	
341	H	Grand Canyon	51 37	341	A	Grand Canyon	59 46	349	A	Chicago St.	67 56	
215	A	California Baptist	43 67	215	H	California Baptist	45 68	349	H	Chicago St.	80 47	
242	H	UMKC	85 71	349	A	Chicago St.	67 56					
349	H	Chicago St.	80 47	242	A	UMKC	67 57					

Non-Div I Games: Whittier 74 46 Westcliff 91 37

CSU Bakersfield

Loss, Non-Conf, S Site, H Home A Away N Neutral

Average RPI Win:	242	WON-LOST	WINNING	LAST 10	STRENGTH OF	OPP. STRENGTH	TEAM	ADJ.	CONF.	ADJ CONF.
Average RPI Loss:	102	RECORD	PCT. RANK	GAMES	SCHEDULE	OF SCHEDULE	RPI	RPI	RPI	RPI
DIV. I ONLY	16- 14	153	0- 1	148	157	145	145	20	20	
DIV. I NON-CONF.	6- 8	199	0- 1	86	33	138	138	20	20	
TOTALS	RPI 1-25	RPI 26-50	W-L RECORDS	RPI 51-100	RPI 101-150	RPI 150+				
16- 14	0- 2	0- 2	OVERALL	0- 5	0- 1	16- 4				
10- 4	0- 0	0- 0	HOME	0- 2	0- 1	10- 1				
6- 10	0- 2	0- 2	AWAY	0- 3	0- 0	6- 3				
0- 0	0- 0	0- 0	NEUTRAL	0- 0	0- 0	0- 0				
6- 8	0- 2	0- 2	NON-CONFERENCE	0- 3	0- 1	6- 0				
4- 2	0- 0	0- 0	HOME	0- 1	0- 1	4- 0				
2- 6	0- 2	0- 2	AWAY	0- 2	0- 0	2- 0				
0- 0	0- 0	0- 0	NEUTRAL	0- 0	0- 0	0- 0				
10- 6	0- 0	0- 0	CONFERENCE	0- 2	0- 0	10- 4				
6- 2	0- 0	0- 0	HOME	0- 1	0- 0	6- 1				
4- 4	0- 0	0- 0	AWAY	0- 1	0- 0	4- 3				
0- 0	0- 0	0- 0	NEUTRAL	0- 0	0- 0	0- 0				

RPI 1-25				RPI 26-50				RPI 51-100				RPI 101+ Team's RPI: 145			
RPI	S	Opponent	Score	RPI	S	Opponent	Score	RPI	S	Opponent	Score	RPI	S	Opponent	Score
4	A	Stanford	43 69	40	A	California	42 67	52	A	Southern California	42 58	106	H	Loyola Marymount	53 72
16	A	Drake	63 73	46	A	Boise St.	63 74	83	A	UC Davis	54 70	152	A	UC Riverside	51 63
								83	H	UC Davis	49 60	152	H	UC Riverside	69 56
								85	A	Idaho	73 88	159	H	Washington St.	65 52
								88	H	Harvard	55 75	163	A	Santa Clara	53 38
												178	A	UC Irvine	61 65
												178	H	UC Irvine	68 58
												199	A	Hawaii	49 29
												199	H	Hawaii	68 69
												202	H	San Diego St.	77 74
												215	H	California Baptist	73 67
												253	A	Cal St. Fullerton	73 64
												253	H	Cal St. Fullerton	74 44
												275	A	Long Beach St.	51 37
												275	H	Long Beach St.	60 45
												290	A	UC Santa Barbara	60 61
												290	H	UC Santa Barbara	73 65
												298	H	San Jose St.	76 40
												320	A	Cal Poly	61 49
												320	H	Cal Poly	68 52
												325	A	Omaha	64 52
LAST 12 Division I GAMES:															
				88	H	Harvard	55 75	253	A	Cal St. Fullerton	73 64				
				199	H	Hawaii	68 69	320	H	Cal Poly	68 52				
				178	H	UC Irvine	68 58	290	A	UC Santa Barbara	60 61				
				320	A	Cal Poly	61 49	83	A	UC Davis	54 70				
				152	A	UC Riverside	51 63	253	H	Cal St. Fullerton	74 44				
				275	H	Long Beach St.	60 45	275	A	Long Beach St.	51 37				

Non-Div I Games:

CSUN

■ Loss,
 ■ Non-Conf,
 ■ S Site,
 ■ Home
 ■ A Away
 N Neutral

Average RPI Win:	272	WON-LOST	WINNING	LAST 10	STRENGTH OF	OPP. STRENGTH	TEAM	ADJ.	CONF.	ADJ CONF.
Average RPI Loss:	161	RECORD	PCT. RANK	GAMES	SCHEDULE	OF SCHEDULE	RPI	RPI	RPI	RPI
DIV. I ONLY	5- 21	325	0- 1	249	181	320	320	20	20	
DIV. I NON-CONF.	2- 8	293	0- 0	256	59	295	295	20	20	
TOTALS	RPI 1-25	RPI 26-50	W-L RECORDS	RPI 51-100	RPI 101-150	RPI 150+				
5- 21	0- 1	0- 2	OVERALL	0- 3	0- 3	5- 12				
4- 8	0- 0	0- 1	HOME	0- 2	0- 1	4- 4				
1- 12	0- 1	0- 1	AWAY	0- 1	0- 2	1- 7				
0- 1	0- 0	0- 0	NEUTRAL	0- 0	0- 0	0- 1				
2- 8	0- 1	0- 2	NON-CONFERENCE	0- 1	0- 1	2- 3				
1- 3	0- 0	0- 1	HOME	0- 1	0- 0	1- 1				
1- 4	0- 1	0- 1	AWAY	0- 0	0- 1	1- 1				
0- 1	0- 0	0- 0	NEUTRAL	0- 0	0- 0	0- 1				
3- 13	0- 0	0- 0	CONFERENCE	0- 2	0- 2	3- 9				
3- 5	0- 0	0- 0	HOME	0- 1	0- 1	3- 3				
0- 8	0- 0	0- 0	AWAY	0- 1	0- 1	0- 6				
0- 0	0- 0	0- 0	NEUTRAL	0- 0	0- 0	0- 0				

RPI 1-25				RPI 26-50				RPI 51-100				RPI 101+				Team's RPI: 320	
RPI	S	Opponent	Score	RPI	S	Opponent	Score	RPI	S	Opponent	Score	RPI	S	Opponent	Score		
24	A	Oregon St.	54 79	33	A	UCLA	35 81	83	A	UC Davis	54 87	119	A	Fresno St.	58 76		
				47	H	Saint Mary's (CA)	51 69	83	H	UC Davis	61 85	145	A	CSUN	52 68		
								97	H	Pepperdine	63 70	145	H	CSUN	49 61		
												152	A	UC Riverside	66 80		
												152	H	UC Riverside	68 75		
												178	A	UC Irvine	57 73		
												178	H	UC Irvine	59 75		
												199	A	Hawaii	52 70		
												199	H	Hawaii	54 71		
												205	H	Eastern Wash.	59 55		
												225	H	Illinois	51 74		
												249	N	San Francisco	62 65		
												253	A	Cal St. Fullerton	64 78		
												253	H	Cal St. Fullerton	69 58		
												263	A	Sacramento St.	85 88		
												275	A	Long Beach St.	58 61		
												275	H	Long Beach St.	66 59		
												290	A	UC Santa Barbara	42 44		
												290	H	UC Santa Barbara	75 67		
												338	A	Seattle U	60 50		
LAST 12 Division I GAMES:																	
				83	A	UC Davis	54 87	145	A	CSUN	52 68						
				145	H	CSUN	49 61	83	H	UC Davis	61 85						
				290	A	UC Santa Barbara	42 44	275	H	Long Beach St.	66 59						
				253	H	Cal St. Fullerton	69 58	199	A	Hawaii	52 70						
				152	H	UC Riverside	68 75	178	A	UC Irvine	57 73						
				152	A	UC Riverside	66 80	199	H	Hawaii	54 71						

Non-Div I Games:	Academy of Art	87	65
------------------	----------------	----	----

Cal Poly

■ Loss, ■ Non-Conf, S Site, H Home A Away N Neutral

Average RPI Win:	267	WON-LOST	WINNING	LAST 10	STRENGTH OF	OPP. STRENGTH	TEAM	ADJ.	CONF.	ADJ CONF.
Average RPI Loss:	168	RECORD	PCT. RANK	GAMES	SCHEDULE	OF SCHEDULE	RPI	RPI	RPI	RPI
DIV. I ONLY	13- 15	198	0- 1	313	250	253	253	20	20	
DIV. I NON-CONF.	7- 5	132	0- 0	319	291	231	231	20	20	
TOTALS	RPI 1-25	RPI 26-50	W-L RECORDS	RPI 51-100	RPI 101-150	RPI 150+				
13- 15	0- 0	0- 0	OVERALL	0- 3	0- 3	13- 9				
7- 7	0- 0	0- 0	HOME	0- 2	0- 1	7- 4				
6- 8	0- 0	0- 0	AWAY	0- 1	0- 2	6- 5				
0- 0	0- 0	0- 0	NEUTRAL	0- 0	0- 0	0- 0				
7- 5	0- 0	0- 0	NON-CONFERENCE	0- 1	0- 1	7- 3				
3- 3	0- 0	0- 0	HOME	0- 1	0- 0	3- 2				
4- 2	0- 0	0- 0	AWAY	0- 0	0- 1	4- 1				
0- 0	0- 0	0- 0	NEUTRAL	0- 0	0- 0	0- 0				
6- 10	0- 0	0- 0	CONFERENCE	0- 2	0- 2	6- 6				
4- 4	0- 0	0- 0	HOME	0- 1	0- 1	4- 2				
2- 6	0- 0	0- 0	AWAY	0- 1	0- 1	2- 4				
0- 0	0- 0	0- 0	NEUTRAL	0- 0	0- 0	0- 0				

RPI S	Opponent	Score	RPI S	Opponent	Score	RPI S	Opponent	Score	RPI S	Opponent	Score	Team's RPI: 253
						83	A UC Davis	51 75	133	A Washington	74 83	
						83	H UC Davis	39 75	145	A CSUN	44 74	
						98	H Pacific	64 72	145	H CSUN	64 73	
									152	A UC Riverside	59 62	
									152	H UC Riverside	67 75	
									163	H Santa Clara	60 64	
									178	A UC Irvine	61 65	
									178	H UC Irvine	67 58	
									189	A Portland	74 83	
									199	A Hawaii	55 70	
									199	H Hawaii	72 68	
									202	H San Diego St.	72 83	
									211	H Dartmouth	67 62	
									215	A California Baptist	79 65	
									250	A Columbia	61 58	
									275	A Long Beach St.	50 47	
									275	H Long Beach St.	53 59	
									276	H CSU Bakersfield	64 56	
									287	H Utah Valley	56 55	
									290	A UC Santa Barbara	59 52	
									290	H UC Santa Barbara	74 62	
									320	A Cal Poly	58 69	
									320	H Cal Poly	78 64	
									338	A Seattle U	57 54	
									347	A Saint Peter's	69 45	
LAST 12 Division I GAMES:												
			152	H UC Riverside	67 75		145	H CSUN	64 73			
			275	A Long Beach St.	50 47		178	A UC Irvine	61 65			
			199	A Hawaii	55 70		152	A UC Riverside	59 62			
			178	H UC Irvine	67 58		275	H Long Beach St.	53 59			
			320	A Cal Poly	58 69		145	A CSUN	44 74			
			290	H UC Santa Barbara	74 62		83	H UC Davis	39 75			

Non-Div I Games: Antelope Valley 77 65

Cal St. Fullerton

■ Loss,
 ■ Non-Conf,
 ■ S Site,
 ■ Home
 ■ A Away
 N Neutral

California

Through Games Of March 11, 2019

Average RPI Win:	125	WON-LOST	WINNING	LAST 10	STRENGTH OF	OPP. STRENGTH	TEAM	ADJ.	CONF.	ADJ CONF.
Average RPI Loss:	37	RECORD	PCT. RANK	GAMES	SCHEDULE	OF SCHEDULE	RPI	RPI	RPI	RPI
DIV. I ONLY	19- 12	109	1- 0	32	4	40	40	2	2	
DIV. I NON-CONF.	9- 2	43	0- 0	74	24	28	28	2	2	
TOTALS	RPI 1-25	RPI 26-50	W-L RECORDS	RPI 51-100	RPI 101-150	RPI 150+				
19- 12	2- 6	2- 2	OVERALL	3- 4	5- 0	7- 0				
9- 5	2- 3	0- 1	HOME	2- 1	3- 0	2- 0				
7- 6	0- 2	2- 1	AWAY	0- 3	2- 0	3- 0				
3- 1	0- 1	0- 0	NEUTRAL	1- 0	0- 0	2- 0				
9- 2	0- 1	2- 0	NON-CONFERENCE	1- 1	3- 0	3- 0				
3- 2	0- 1	0- 0	HOME	0- 1	2- 0	1- 0				
4- 0	0- 0	2- 0	AWAY	0- 0	1- 0	1- 0				
2- 0	0- 0	0- 0	NEUTRAL	1- 0	0- 0	1- 0				
10- 10	2- 5	0- 2	CONFERENCE	2- 3	2- 0	4- 0				
6- 3	2- 2	0- 1	HOME	2- 0	1- 0	1- 0				
3- 6	0- 2	0- 1	AWAY	0- 3	1- 0	2- 0				
1- 1	0- 1	0- 0	NEUTRAL	0- 0	0- 0	1- 0				

RPI	S	Opponent	Score	RPI	S	Opponent	Score	Team's RPI: 40	RPI	S	Opponent	Score	RPI	S	Opponent	Score
4	A	Stanford	50 75	32	A	BYU	70 52		52	A	Southern California	76 86	109	H	Houston	80 79
4	H	Stanford	81 80	33	A	UCLA	74 80		52	H	Southern California	66 59	133	A	Washington	71 65
4	N	Stanford	54 72	33	H	UCLA	79 84		80	A	Arizona	55 60	133	H	Washington	79 70
5	H	Oregon	82 105	47	A	Saint Mary's (CA)	81 78		80	H	Arizona	82 76	145	H	CSUN	67 42
6	H	UConn	66 76						88	H	Harvard	79 85	147	A	Penn St.	75 58
23	A	Arizona St.	61 62						93	A	Utah	74 87	159	A	Washington St.	80 58
23	H	Arizona St.	69 60						98	N	Pacific	81 69	159	H	Washington St.	77 63
24	H	Oregon St.	74 82										159	N	Washington St.	77 58
													167	N	Tulane	65 57
													175	A	Colorado	80 60
													269	A	San Diego	70 53
													290	H	UC Santa Barbara	69 45
LAST 12 Division I GAMES:																
159	N	Washington St.	77 58	33	A	UCLA	74 80		52	A	Southern California	76 86				
4	N	Stanford	54 72	24	H	Oregon St.	74 82		5	H	Oregon	82 105				
159	A	Washington St.	80 58	4	A	Stanford	50 75		4	H	Stanford	81 80				
133	A	Washington	71 65													
80	H	Arizona	82 76													
23	H	Arizona St.	69 60													

Non-Div I Games:

California

Loss, Non-Conf, S Site, H Home A Away N Neutral

Average RPI Win: 288	WON-LOST	WINNING	LAST 10	STRENGTH OF	OPP. STRENGTH	TEAM	ADJ.	CONF.	ADJ CONF.
Average RPI Loss: 184	RECORD	PCT. RANK	GAMES	SCHEDULE	OF SCHEDULE	RPI	RPI	RPI	RPI
DIV. I ONLY	14- 11	138	0- 1	316	328	215	215	31	31
DIV. I NON-CONF.	3- 6	241	0- 0	196	245	228	228	30	30
TOTALS	RPI 1-25	RPI 26-50	W-L RECORDS	RPI 51-100	RPI 101-150	RPI 150+			
14- 11	0- 0	0- 1	OVERALL	0- 1	0- 3	14- 6			
7- 4	0- 0	0- 0	HOME	0- 1	0- 1	7- 2			
7- 6	0- 0	0- 0	AWAY	0- 0	0- 2	7- 4			
0- 1	0- 0	0- 1	NEUTRAL	0- 0	0- 0	0- 0			
3- 6	0- 0	0- 1	NON-CONFERENCE	0- 1	0- 1	3- 3			
1- 2	0- 0	0- 0	HOME	0- 1	0- 0	1- 1			
2- 3	0- 0	0- 0	AWAY	0- 0	0- 1	2- 2			
0- 1	0- 0	0- 1	NEUTRAL	0- 0	0- 0	0- 0			
11- 5	0- 0	0- 0	CONFERENCE	0- 0	0- 2	11- 3			
6- 2	0- 0	0- 0	HOME	0- 0	0- 1	6- 1			
5- 3	0- 0	0- 0	AWAY	0- 0	0- 1	5- 2			
0- 0	0- 0	0- 0	NEUTRAL	0- 0	0- 0	0- 0			

RPI S	Opponent	Score	RPI S	Opponent	Score	RPI S	Opponent	Score	RPI S	Opponent	Score	Team's RPI: 215
32 N	BYU	69 76	95 H	Idaho St.	57 72	134 A	New Mexico St.	69 76	134 H	New Mexico St.	64 92	
						145 A	CSUN	67 73	152 H	UC Riverside	65 57	
						202 A	San Diego St.	67 83	217 A	Northern Ariz.	88 91	
						229 A	UTRGV	56 60	229 H	UTRGV	66 63	
						242 A	UMKC	95 92	242 H	UMKC	74 78	
						253 H	Cal St. Fullerton	65 79	275 A	Long Beach St.	85 83	
						276 A	CSU Bakersfield	68 45	276 H	CSU Bakersfield	67 43	
						287 A	Utah Valley	92 74	287 H	Utah Valley	83 54	
						290 A	UC Santa Barbara	76 64	338 A	Seattle U	86 64	
						338 H	Seattle U	100 83	341 A	Grand Canyon	71 75	
						341 H	Grand Canyon	93 50	349 A	Chicago St.	93 67	
						349 H	Chicago St.	89 52				
LAST 12 Division I GAMES:												
134 H	New Mexico St.	64 92	242 A	UMKC	95 92							
229 H	UTRGV	66 63	349 A	Chicago St.	93 67							
287 A	Utah Valley	92 74	338 H	Seattle U	100 83							
338 A	Seattle U	86 64	287 H	Utah Valley	83 54							
276 H	CSU Bakersfield	67 43	341 A	Grand Canyon	71 75							
341 H	Grand Canyon	93 50	276 A	CSU Bakersfield	68 45							

Non-Div I Games: La Sierra 91 44 Notre Dame de Namur 80 47 Westcliff 133 43 Fresno Pacific 93 71

California Baptist

Average RPI Win:	296	WON-LOST	WINNING	LAST 10	STRENGTH OF	OPP. STRENGTH	TEAM	ADJ.	CONF.	ADJ CONF.
Average RPI Loss:	159	RECORD	PCT. RANK	GAMES	SCHEDULE	OF SCHEDULE	RPI	RPI	RPI	RPI
DIV. I ONLY	16- 11	124	1- 0	319	316	207	207	27	27	
DIV. I NON-CONF.	6- 3	91	1- 0	337	328	233	233	29	29	
TOTALS	RPI 1-25	RPI 26-50	W-L RECORDS	RPI 51-100	RPI 101-150	RPI 150+				
16- 11	0- 0	0- 0	OVERALL	0- 5	0- 1	16- 5				
7- 6	0- 0	0- 0	HOME	0- 3	0- 0	7- 3				
8- 5	0- 0	0- 0	AWAY	0- 2	0- 1	8- 2				
1- 0	0- 0	0- 0	NEUTRAL	0- 0	0- 0	1- 0				
6- 3	0- 0	0- 0	NON-CONFERENCE	0- 1	0- 1	6- 1				
2- 2	0- 0	0- 0	HOME	0- 1	0- 0	2- 1				
3- 1	0- 0	0- 0	AWAY	0- 0	0- 1	3- 0				
1- 0	0- 0	0- 0	NEUTRAL	0- 0	0- 0	1- 0				
10- 8	0- 0	0- 0	CONFERENCE	0- 4	0- 0	10- 4				
5- 4	0- 0	0- 0	HOME	0- 2	0- 0	5- 2				
5- 4	0- 0	0- 0	AWAY	0- 2	0- 0	5- 2				
0- 0	0- 0	0- 0	NEUTRAL	0- 0	0- 0	0- 0				

RPI 1-25			RPI 26-50			RPI 51-100			RPI 101+			Team's RPI: 207
RPI	S	Opponent	Score	RPI	S	Opponent	Score	RPI	S	Opponent	Score	
						87 A Radford	57 61	132 A Boston College		56 76		
						87 H Radford	52 56	182 A UNC Asheville		52 60		
						99 A High Point	60 65	182 H UNC Asheville		49 48		
						99 H High Point	69 70	196 A Hampton		50 61		
						100 H Old Dominion	59 83	196 H Hampton		52 46		
								228 H Howard		64 69		
								244 A Gardner-Webb		69 63		
								244 H Gardner-Webb		38 52		
								277 A Norfolk St.		57 49		
								292 A Charleston So.		60 58		
								292 H Charleston So.		52 51		
								296 H Col. of Charleston		66 65		
								299 A Winthrop		76 67		
								299 H Winthrop		46 59		
								308 H UNC Greensboro		53 49		
								321 A FIU		59 54		
								325 N Omaha		65 52		
								331 H Presbyterian		51 46		
								340 A Longwood		66 60		
								342 A Western Caro.		63 37		
								343 A USC Upstate		59 49		
								343 H USC Upstate		61 41		
LAST 12 Division I GAMES:												
321 A		FIU	59 54	244 A		Gardner-Webb	69 63					
99 H		High Point	69 70	196 A		Hampton	50 61					
343 A		USC Upstate	59 49	182 H		UNC Asheville	49 48					
299 A		Winthrop	76 67	343 H		USC Upstate	61 41					
87 A		Radford	57 61	340 A		Longwood	66 60					
292 H		Charleston So.	52 51	87 H		Radford	52 56					

Non-Div I Games: William Peace 65 36 Columbia (SC) 93 46

Campbell

Loss, Non-Conf, S Site, H Home A Away N Neutral

C
a
n
i
s
i
u
s

C
a
n
i
s
i
u
s

Canisius

Page 45

Central Ark.

Through Games Of March 11, 2019

Average RPI Win:	317	WON-LOST	WINNING	LAST 10	STRENGTH OF	OPP. STRENGTH	TEAM	ADJ.	CONF.	ADJ CONF.
Average RPI Loss:	153	RECORD	PCT. RANK	GAMES	SCHEDULE	OF SCHEDULE	RPI	RPI	RPI	RPI
DIV. I ONLY	7- 17	277	0- 1	243	289	286	286	25	25	
DIV. I NON-CONF.	1- 5	311	0- 0	193	104	260	260	23	23	
TOTALS	RPI 1-25	RPI 26-50	W-L RECORDS	RPI 51-100	RPI 101-150	RPI 150+				
7- 17	0- 1	0- 1	OVERALL	0- 3	0- 3	7- 9				
4- 6	0- 0	0- 0	HOME	0- 1	0- 2	4- 3				
3- 11	0- 1	0- 1	AWAY	0- 2	0- 1	3- 6				
0- 0	0- 0	0- 0	NEUTRAL	0- 0	0- 0	0- 0				
1- 5	0- 1	0- 1	NON-CONFERENCE	0- 0	0- 1	1- 2				
0- 1	0- 0	0- 0	HOME	0- 0	0- 1	0- 0				
1- 4	0- 1	0- 1	AWAY	0- 0	0- 0	1- 2				
0- 0	0- 0	0- 0	NEUTRAL	0- 0	0- 0	0- 0				
6- 12	0- 0	0- 0	CONFERENCE	0- 3	0- 2	6- 7				
4- 5	0- 0	0- 0	HOME	0- 1	0- 1	4- 3				
2- 7	0- 0	0- 0	AWAY	0- 2	0- 1	2- 4				
0- 0	0- 0	0- 0	NEUTRAL	0- 0	0- 0	0- 0				

RPI 1-25				RPI 26-50				RPI 51-100				RPI 101+ Team's RPI: 286			
RPI	S	Opponent	Score	RPI	S	Opponent	Score	RPI	S	Opponent	Score	RPI	S	Opponent	Score
17	A	Texas A&M	27 84	31	A	Kansas St.	54 70	54	A	Lamar University	37 57	116	H	South Alabama	50 58
								62	A	SFA	43 79	144	A	Abilene Christian	70 77
								62	H	SFA	53 59	144	H	Abilene Christian	65 67
												155	A	Oklahoma	52 65
												156	A	Nicholls St.	52 68
												156	H	Nicholls St.	60 64
												172	A	Sam Houston St.	62 66
												172	H	Sam Houston St.	59 71
												252	A	Jackson St.	56 65
												273	H	A&M-Corpus Christi	65 73
												282	A	New Orleans	62 60
												307	H	Incarinate Word	74 43
												312	H	McNeese	76 45
												315	A	Northwestern St.	74 78
												315	H	Northwestern St.	74 52
												322	A	Southeastern La.	53 62
												322	H	Southeastern La.	75 33
												332	A	Houston Baptist	77 58
												350	A	Alcorn	57 46
LAST 12 Division I GAMES:															
315	A	Northwestern St.	74 78	332	A	Houston Baptist	77 58								
172	H	Sam Houston St.	59 71	322	H	Southeastern La.	75 33								
144	H	Abilene Christian	65 67	315	H	Northwestern St.	74 52								
62	A	SFA	43 79	62	H	SFA	53 59								
156	A	Nicholls St.	52 68	144	A	Abilene Christian	70 77								
312	H	McNeese	76 45	282	A	New Orleans	62 60								

Non-Div I Games: Central Baptist 55 34 Crowley's Ridge 91 33 Williams Baptist 70 35 Hendrix 72 40 Central Ark.

Loss, Non-Conf, S Site, H Home A Away N Neutral

GENERAL CONF. DATA				THROUGH GAMES OF MARCH 11, 1915						
Average RPI Win:	295	WON-LOST	WINNING	LAST 10	STRENGTH OF	OPP. STRENGTH	TEAM	ADJ.	CONF.	ADJ CONF.
Average RPI Loss:	209	RECORD	PCT. RANK	GAMES	SCHEDULE	OF SCHEDULE	RPI	RPI	RPI	RPI
DIV. I ONLY	7- 21	299	0- 1	301	329	327	327	30	30	
DIV. I NON-CONF.	3- 7	256	0- 0	183	215	238	238	31	31	

TOTALS	RPI 1-25		RPI 26-50	W-L RECORDS	RPI 51-100	RPI 101-150		RPI 150+		
7- 21	0- 0		0- 2	OVERALL	0- 0	0- 3		7- 16		
4- 9	0- 0		0- 1	HOME	0- 0	0- 2		4- 6		
3- 12	0- 0		0- 1	AWAY	0- 0	0- 1		3- 10		
0- 0	0- 0		0- 0	NEUTRAL	0- 0	0- 0		0- 0		
3- 7	0- 0		0- 2	NON-CONFERENCE	0- 0	0- 3		3- 2		
1- 3	0- 0		0- 1	HOME	0- 0	0- 2		1- 0		
2- 4	0- 0		0- 1	AWAY	0- 0	0- 1		2- 2		
0- 0	0- 0		0- 0	NEUTRAL	0- 0	0- 0		0- 0		
4- 14	0- 0		0- 0	CONFERENCE	0- 0	0- 0		4- 14		
3- 6	0- 0		0- 0	HOME	0- 0	0- 0		3- 6		
1- 8	0- 0		0- 0	AWAY	0- 0	0- 0		1- 8		
0- 0	0- 0		0- 0	NEUTRAL	0- 0	0- 0		0- 0		

RPI 1-25					
RPI	S	Opponent	Score		
27	A	Rutgers	44	73	
38	H	Buffalo	69	82	

RPI 26-50					
RPI	S	Opponent	Score		

RPI 51-100					
RPI	S	Opponent	Score		

Team's RPI: 327					
RPI	S	Opponent	Score		
104	H	Hartford	52	54	
126	H	Lehigh	62	88	
137	A	Yale	46	58	
177	A	Robert Morris	40	60	
177	H	Robert Morris	57	64	
180	A	Sacred Heart	61	66	
180	H	Sacred Heart	46	73	
204	A	Massachusetts	59	74	
208	A	Saint Francis (PA)	68	83	
208	H	Saint Francis (PA)	73	62	
224	A	Mt. St. Mary's	53	84	
224	H	Mt. St. Mary's	44	61	
235	A	Albany (NY)	60	53	
247	A	St. Francis Brooklyn	58	70	
247	H	St. Francis Brooklyn	69	83	
281	A	Brown	63	68	
293	A	Bryant	60	72	
293	H	Bryant	66	65	
311	A	Morgan St.	60	36	
316	H	New Hampshire	56	47	
318	A	Wagner	62	70	
318	H	Wagner	63	75	
344	A	Fairleigh Dickinson	67	74	
344	H	Fairleigh Dickinson	63	66	
351	A	LIU Brooklyn	72	59	
351	H	LIU Brooklyn	63	57	

LAST 12 Division I GAMES:

247	H	St. Francis Brooklyn	69	83	318	A	Wagner	62	70
344	H	Fairleigh Dickinson	63	66	177	A	Robert Morris	40	60
351	A	LIU Brooklyn	72	59	208	A	Saint Francis (PA)	68	83
224	H	Mt. St. Mary's	44	61	293	H	Bryant	66	65
180	H	Sacred Heart	46	73	351	H	LIU Brooklyn	63	57
247	A	St. Francis Brooklyn	58	70	293	A	Bryant	60	72

Non-Div I Games:

Central Conn. St.

Loss, Non-Conf, S Site, H Home A Away N Neutral

Average RPI Win:	146	WON-LOST	WINNING	LAST 10	STRENGTH OF	OPP. STRENGTH	TEAM	ADJ.	CONF.	ADJ CONF.
Average RPI Loss:	60	RECORD	PCT. RANK	GAMES	SCHEDULE	OF SCHEDULE	RPI	RPI	RPI	RPI
DIV. I ONLY	24- 6	29	1- 0	58	77	26	26	8	8	
DIV. I NON-CONF.	9- 3	62	0- 0	89	6	42	42	9	9	
TOTALS	RPI 1-25	RPI 26-50	W-L RECORDS	RPI 51-100	RPI 101-150	RPI 150+				
24- 6	2- 1	4- 3	OVERALL	3- 1	3- 0	12- 1				
10- 4	1- 1	1- 3	HOME	1- 0	2- 0	5- 0				
13- 1	1- 0	3- 0	AWAY	2- 1	1- 0	6- 0				
1- 1	0- 0	0- 0	NEUTRAL	0- 0	0- 0	1- 1				
9- 3	2- 1	1- 1	NON-CONFERENCE	1- 0	1- 0	4- 1				
3- 2	1- 1	0- 1	HOME	0- 0	1- 0	1- 0				
5- 0	1- 0	1- 0	AWAY	1- 0	0- 0	2- 0				
1- 1	0- 0	0- 0	NEUTRAL	0- 0	0- 0	1- 1				
15- 3	0- 0	3- 2	CONFERENCE	2- 1	2- 0	8- 0				
7- 2	0- 0	1- 2	HOME	1- 0	1- 0	4- 0				
8- 1	0- 0	2- 0	AWAY	1- 1	1- 0	4- 0				
0- 0	0- 0	0- 0	NEUTRAL	0- 0	0- 0	0- 0				

RPI 1-25				RPI 26-50				Team's RPI: 26	RPI 51-100				RPI 101+			
RPI	S	Opponent	Score	RPI	S	Opponent	Score		RPI	S	Opponent	Score	RPI	S	Opponent	Score
3	H	Louisville	68 72	30	H	South Dakota St.	71 80		75	A	Toledo	59 62	105	H	Western Ky.	108 90
15	H	UCF	75 68	34	A	Ohio	88 70		75	H	Toledo	78 45	123	A	Northern Ill.	89 66
18	A	Miami (FL)	90 80	34	H	Ohio	75 78		77	A	Kent St.	82 75	123	H	Northern Ill.	76 52
				38	A	Buffalo	100 95		96	A	Virginia	74 61	164	H	Akron	94 71
				38	H	Buffalo	76 65						167	N	Tulane	57 68
				39	A	Quinnipiac	67 52						170	N	Chattanooga	73 50
				48	H	Miami (OH)	67 70						193	A	Eastern Mich.	87 60
LAST 12 Division I GAMES:																
				218	H	Ball St.	81 63		38	A	Buffalo	100 95				
				75	H	Toledo	78 45		262	A	Western Mich.	87 53				
				262	H	Western Mich.	88 57		34	H	Ohio	75 78				
				193	A	Eastern Mich.	87 60		38	H	Buffalo	76 65				
				218	A	Ball St.	81 64		212	A	Bowling Green	92 54				
				123	H	Northern Ill.	76 52		193	H	Eastern Mich.	71 61				

Non-Div I Games:

Central Mich.

■ Loss,
■ Non-Conf, S Site,
■ Home
■ Away
N Neutral

Charleston So.

Through Games Of March 11, 2019

Average RPI Win:	291	WON-LOST	WINNING	LAST 10	STRENGTH OF	OPP. STRENGTH	TEAM	ADJ.	CONF.	ADJ CONF.
Average RPI Loss:	195	RECORD	PCT. RANK	GAMES	SCHEDULE	OF SCHEDULE	RPI	RPI	RPI	RPI
DIV. I ONLY	9- 17	258	1- 0	293	314	292	292	27	27	
DIV. I NON-CONF.	0- 8	336	0- 0	279	309	349	349	29	29	
TOTALS	RPI 1-25	RPI 26-50	W-L RECORDS	RPI 51-100	RPI 101-150	RPI 150+				
9- 17	0- 0	0- 0	OVERALL	0- 3	0- 2	9- 12				
5- 7	0- 0	0- 0	HOME	0- 2	0- 1	5- 4				
4- 10	0- 0	0- 0	AWAY	0- 1	0- 1	4- 8				
0- 0	0- 0	0- 0	NEUTRAL	0- 0	0- 0	0- 0				
0- 8	0- 0	0- 0	NON-CONFERENCE	0- 0	0- 2	0- 6				
0- 3	0- 0	0- 0	HOME	0- 0	0- 1	0- 2				
0- 5	0- 0	0- 0	AWAY	0- 0	0- 1	0- 4				
0- 0	0- 0	0- 0	NEUTRAL	0- 0	0- 0	0- 0				
9- 9	0- 0	0- 0	CONFERENCE	0- 3	0- 0	9- 6				
5- 4	0- 0	0- 0	HOME	0- 2	0- 0	5- 2				
4- 5	0- 0	0- 0	AWAY	0- 1	0- 0	4- 4				
0- 0	0- 0	0- 0	NEUTRAL	0- 0	0- 0	0- 0				

RPI 1-25			RPI 26-50			RPI 51-100			RPI 101+			Team's RPI: 292					
RPI	S	Opponent	Score	RPI	S	Opponent	Score	RPI	S	Opponent	Score	RPI	S	Opponent	Score		
								87	H	Radford	41	67	111	A	Georgia	75	83
								99	A	High Point	64	71	148	H	Tennessee Tech	55	77
								99	H	High Point	62	69	154	H	Davidson	34	72
													182	A	UNC Asheville	45	62
													182	H	UNC Asheville	70	59
													196	A	Hampton	72	57
													196	H	Hampton	66	74
													207	A	Campbell	51	52
													207	H	Campbell	58	60
													216	A	Florida	60	70
													233	A	North Florida	76	82
													234	H	Jacksonville	58	68
													244	A	Gardner-Webb	65	75
													244	H	Gardner-Webb	66	58
													296	A	Col. of Charleston	52	79
													299	A	Winthrop	52	57
													299	H	Winthrop	67	57
													301	A	South Carolina St.	58	67
													331	A	Presbyterian	63	55
													340	A	Longwood	81	74
													340	H	Longwood	79	67
													343	A	USC Upstate	78	75
													343	H	USC Upstate	74	62
LAST 12 Division I GAMES:																	
				340	H	Longwood	79	67					99	H	High Point	62	69
				299	H	Winthrop	67	57					343	H	USC Upstate	74	62
				182	A	UNC Asheville	45	62					182	H	UNC Asheville	70	59
				244	H	Gardner-Webb	66	58					331	A	Presbyterian	63	55
				207	A	Campbell	51	52					244	A	Gardner-Webb	65	75
				196	A	Hampton	72	57					99	A	High Point	64	71

Non-Div I Games: Converse 101 50 Columbia (SC) 89 57 Erskine 74 50

Charleston So.

Loss, Non-Conf, S Site, H Home A Away N Neutral

Average RPI Win:	199	WON-LOST	WINNING	LAST 10	STRENGTH OF	OPP. STRENGTH	TEAM	ADJ.	CONF.	ADJ CONF.
Average RPI Loss:	128	RECORD	PCT. RANK	GAMES	SCHEDULE	OF SCHEDULE	RPI	RPI	RPI	RPI
DIV. I ONLY	17- 11	114	1- 0	90	193	107	107	14	14	
DIV. I NON-CONF.	8- 4	91	1- 0	49	259	61	61	17	17	
TOTALS	RPI 1-25	RPI 26-50	W-L RECORDS	RPI 51-100	RPI 101-150	RPI 150+				
17- 11	0- 0	0- 1	OVERALL	3- 3	2- 2	12- 5				
13- 2	0- 0	0- 0	HOME	2- 1	1- 0	10- 1				
3- 9	0- 0	0- 1	AWAY	1- 2	1- 2	1- 4				
1- 0	0- 0	0- 0	NEUTRAL	0- 0	0- 0	1- 0				
8- 4	0- 0	0- 0	NON-CONFERENCE	1- 2	1- 1	6- 1				
6- 1	0- 0	0- 0	HOME	1- 0	0- 0	5- 1				
1- 3	0- 0	0- 0	AWAY	0- 2	1- 1	0- 0				
1- 0	0- 0	0- 0	NEUTRAL	0- 0	0- 0	1- 0				
9- 7	0- 0	0- 1	CONFERENCE	2- 1	1- 1	6- 4				
7- 1	0- 0	0- 0	HOME	1- 1	1- 0	5- 0				
2- 6	0- 0	0- 1	AWAY	1- 0	0- 1	1- 4				
0- 0	0- 0	0- 0	NEUTRAL	0- 0	0- 0	0- 0				

RPI S	Opponent	Score	RPI S	Opponent	Score	RPI S	Opponent	Score	RPI S	Opponent	Score	Team's RPI: 107
			35 A	Rice	51 61	67 H	Wright St.	88 85	103 H	UAB	60 56	
						69 H	Middle Tenn.	55 62	105 A	Western Ky.	58 76	
						84 A	Fordham	64 71	126 A	Lehigh	62 60	
						96 A	Virginia	61 65	131 A	Mercer	40 57	
						100 A	Old Dominion	60 53	151 H	Wake Forest	43 69	
						100 H	Old Dominion	69 59	154 H	Davidson	78 66	
									168 A	Louisiana Tech	51 88	
									182 H	UNC Asheville	70 53	
									184 A	Southern Miss.	54 65	
									184 H	Southern Miss.	59 46	
									186 N	Liberty	63 61	
									187 A	North Texas	63 68	
									190 H	East Carolina	52 46	
									201 A	Marshall	62 63	
									223 H	Bethune-Cookman	73 69	
									257 H	Wofford	85 63	
									267 H	UTEP	62 39	
									303 H	UTSA	66 54	
									306 H	Fla. Atlantic	68 47	
									321 A	FIU	62 53	
									321 H	FIU	69 54	
LAST 12 Division I GAMES:												
126 A	Lehigh	62 60	69 H	Middle Tenn.	55 62							
184 H	Southern Miss.	59 46	187 A	North Texas	63 68							
321 A	FIU	62 53	35 A	Rice	51 61							
100 A	Old Dominion	60 53	267 H	UTEP	62 39							
100 H	Old Dominion	69 59	303 H	UTSA	66 54							
103 H	UAB	60 56	168 A	Louisiana Tech	51 88							

Non-Div I Games:

Charlotte

■ Loss,
 ■ Non-Conf,
 ■ S Site,
 ■ H Home
 ■ A Away
 N Neutral

Chattanooga

Through Games Of March 11, 2019

Average RPI Win:	245	WON-LOST	WINNING	LAST 10	STRENGTH OF	OPP. STRENGTH	TEAM	ADJ.	CONF.	ADJ CONF.
Average RPI Loss:	115	RECORD	PCT. RANK	GAMES	SCHEDULE	OF SCHEDULE	RPI	RPI	RPI	RPI
DIV. I ONLY	13- 17	213	1- 1	78	227	170	170	28	28	
DIV. I NON-CONF.	4- 10	264	0- 0	2	52	86	86	25	25	
TOTALS	RPI 1-25	RPI 26-50	W-L RECORDS	RPI 51-100	RPI 101-150	RPI 150+				
13- 17	0- 3	0- 3	OVERALL	1- 2	0- 4	12- 5				
7- 6	0- 2	0- 2	HOME	0- 0	0- 2	7- 0				
3- 8	0- 1	0- 0	AWAY	0- 1	0- 2	3- 4				
3- 3	0- 0	0- 1	NEUTRAL	1- 1	0- 0	2- 1				
4- 10	0- 3	0- 3	NON-CONFERENCE	1- 2	0- 2	3- 0				
1- 5	0- 2	0- 2	HOME	0- 0	0- 1	1- 0				
1- 3	0- 1	0- 0	AWAY	0- 1	0- 1	1- 0				
2- 2	0- 0	0- 1	NEUTRAL	1- 1	0- 0	1- 0				
9- 7	0- 0	0- 0	CONFERENCE	0- 0	0- 2	9- 5				
6- 1	0- 0	0- 0	HOME	0- 0	0- 1	6- 0				
2- 5	0- 0	0- 0	AWAY	0- 0	0- 1	2- 4				
1- 1	0- 0	0- 0	NEUTRAL	0- 0	0- 0	1- 1				

RPI 1-25					RPI 26-50					RPI 51-100					RPI 101+ Team's RPI: 170				
RPI	S	Opponent	Score		RPI	S	Opponent	Score		RPI	S	Opponent	Score		RPI	S	Opponent	Score	
3	H	Louisville	49	75	26	N	Central Mich.	50	73	59	N	Maine	66	61	110	H	UT Martin	79	81
9	H	NC State	58	78	30	H	South Dakota St.	54	71	69	N	Middle Tenn.	47	58	122	A	Northern Colo.	65	68
15	A	UCF	37	75	43	H	Belmont	51	67	73	A	Virginia Tech	59	74	131	A	Mercer	58	65
															131	H	Mercer	56	62
															181	N	Saint Louis	71	61
															186	H	Liberty	75	60
															191	A	Furman	54	61
															191	H	Furman	73	53
															191	N	Furman	67	73
															196	A	Hampton	58	50
															243	A	ETSU	54	64
															243	H	ETSU	76	67
															257	A	Wofford	60	64
															257	H	Wofford	89	82
															289	A	Samford	73	63
289	H	Samford	61	56															
308	A	UNC Greensboro	49	53															
308	H	UNC Greensboro	64	54															
308	N	UNC Greensboro	72	62															
342	A	Western Caro.	65	50															
342	H	Western Caro.	72	58															
LAST 12 Division I GAMES:																			
308	N	UNC Greensboro	72	62	289	H	Samford	61	56										
191	N	Furman	67	73	257	A	Wofford	60	64										
59	N	Maine	66	61	191	A	Furman	54	61										
342	A	Western Caro.	65	50	243	A	ETSU	54	64										
308	A	UNC Greensboro	49	53	308	H	UNC Greensboro	64	54										
131	H	Mercer	56	62	342	H	Western Caro.	72	58										

Non-Div I Games: Lee 61 55

Chattanooga

Loss, Non-Conf, S Site, H Home A Away N Neutral

Average RPI Win:	340	WON-LOST	WINNING	LAST 10	STRENGTH OF	OPP. STRENGTH	TEAM	ADJ.	CONF.	ADJ CONF.
Average RPI Loss:	227	RECORD	PCT. RANK	GAMES	SCHEDULE	OF SCHEDULE	RPI	RPI	RPI	RPI
DIV. I ONLY	2- 27	350	0- 1	307	334	349	349	31	31	
DIV. I NON-CONF.	0- 13	336	0- 0	251	321	346	346	30	30	
TOTALS	RPI 1-25	RPI 26-50	W-L RECORDS	RPI 51-100	RPI 101-150	RPI 150+				
2- 27	0- 0	0- 0	OVERALL	0- 0	0- 7	2- 20				
2- 11	0- 0	0- 0	HOME	0- 0	0- 2	2- 9				
0- 15	0- 0	0- 0	AWAY	0- 0	0- 5	0- 10				
0- 1	0- 0	0- 0	NEUTRAL	0- 0	0- 0	0- 1				
0- 13	0- 0	0- 0	NON-CONFERENCE	0- 0	0- 5	0- 8				
0- 5	0- 0	0- 0	HOME	0- 0	0- 1	0- 4				
0- 7	0- 0	0- 0	AWAY	0- 0	0- 4	0- 3				
0- 1	0- 0	0- 0	NEUTRAL	0- 0	0- 0	0- 1				
2- 14	0- 0	0- 0	CONFERENCE	0- 0	0- 2	2- 12				
2- 6	0- 0	0- 0	HOME	0- 0	0- 1	2- 5				
0- 8	0- 0	0- 0	AWAY	0- 0	0- 1	0- 7				
0- 0	0- 0	0- 0	NEUTRAL	0- 0	0- 0	0- 0				

RPI 1-25			RPI 26-50			RPI 51-100			RPI 101+			Team's RPI: 349
RPI	S	Opponent	Score	RPI	S	Opponent	Score	RPI	S	Opponent	Score	
								103	H	UAB	45	90
								113	A	Northwestern	35	97
								123	A	Northern Ill.	52	114
								129	A	Morehead St.	68	104
								134	A	New Mexico St.	54	77
								134	H	New Mexico St.	66	87
								150	A	Bradley	59	89
								185	A	Wisconsin	38	85
								214	A	Xavier	57	91
								215	A	California Baptist	52	89
								215	H	California Baptist	67	93
								229	A	UTRGV	38	84
								229	H	UTRGV	55	71
								239	H	SIUE	66	82
								242	A	UMKC	50	100
								242	H	UMKC	58	111
								247	N	St. Francis Brooklyn	73	110
								254	A	Loyola Chicago	40	76
								276	A	CSU Bakersfield	47	80
								276	H	CSU Bakersfield	56	67
								281	H	Brown	65	90
								287	A	Utah Valley	61	76
								287	H	Utah Valley	65	70
								310	H	Valparaiso	70	76
								329	H	Evansville	58	67
								338	A	Seattle U	54	90
LAST 12 Division I GAMES:												
242	A	UMKC	50	100	276	A	CSU Bakersfield	47	80			
134	A	New Mexico St.	54	77	215	H	California Baptist	67	93			
229	A	UTRGV	38	84	134	H	New Mexico St.	66	87			
338	H	Seattle U	64	61	229	H	UTRGV	55	71			
287	H	Utah Valley	65	70	287	A	Utah Valley	61	76			
341	A	Grand Canyon	49	84	338	A	Seattle U	54	90			

Non-Div I Games:

Chicago St.

■ Loss,
 ■ Non-Conf,
 ■ S Site,
 ■ Home
 ■ Away
 N Neutral

RPI	S	Opponent	Score	
338	H	Seattle U	64	61
341	A	Grand Canyon	49	84
341	H	Grand Canyon	50	48

Chicago St.

C
h
i
c
a
g
o
s
t
.

C
h
i
c
a
g
o
s
t
.

Average RPI Win:	193	WON-LOST	WINNING	LAST 10	STRENGTH OF	OPP. STRENGTH	TEAM	ADJ.	CONF.	ADJ CONF.
Average RPI Loss:	80	RECORD	PCT. RANK	GAMES	SCHEDULE	OF SCHEDULE	RPI	RPI	RPI	RPI
DIV. I ONLY	21- 10	78	1- 0	122	85	76	76	9	9	
DIV. I NON-CONF.	8- 5	119	0- 0	210	151	151	151	8	8	
TOTALS	RPI 1-25	RPI 26-50	W-L RECORDS	RPI 51-100	RPI 101-150	RPI 150+				
21- 10	0- 4	0- 1	OVERALL	1- 1	4- 2	16- 2				
14- 2	0- 1	0- 0	HOME	1- 1	3- 0	10- 0				
6- 7	0- 2	0- 1	AWAY	0- 0	1- 2	5- 2				
1- 1	0- 1	0- 0	NEUTRAL	0- 0	0- 0	1- 0				
8- 5	0- 0	0- 1	NON-CONFERENCE	1- 1	1- 2	6- 1				
7- 1	0- 0	0- 0	HOME	1- 1	1- 0	5- 0				
1- 4	0- 0	0- 1	AWAY	0- 0	0- 2	1- 1				
0- 0	0- 0	0- 0	NEUTRAL	0- 0	0- 0	0- 0				
13- 5	0- 4	0- 0	CONFERENCE	0- 0	3- 0	10- 1				
7- 1	0- 1	0- 0	HOME	0- 0	2- 0	5- 0				
5- 3	0- 2	0- 0	AWAY	0- 0	1- 0	4- 1				
1- 1	0- 1	0- 0	NEUTRAL	0- 0	0- 0	1- 0				

RPI S Opponent	Score	RPI S Opponent	Score	RPI S Opponent	Score	RPI S Opponent	Score
6 A UConn	38 82	48 A Miami (OH)	65 78	91 H VCU	66 54	101 A Ohio St.	56 69
6 H UConn	55 65			100 H Old Dominion	72 76	109 H Houston	68 57
15 A UCF	55 56					114 A South Fla.	57 56
15 N UCF	58 66					114 H South Fla.	57 43
						127 A Pittsburgh	48 65
						137 H Yale	66 52
						160 A Tulsa	70 50
						160 H Tulsa	74 47
						166 A Temple	70 78
						166 H Temple	72 52
						167 A Tulane	80 65
						181 A Saint Louis	51 50
						190 A East Carolina	68 57
						214 H Xavier	79 61
						218 A Ball St.	63 75
						228 H Howard	85 51
						230 H SMU	69 57
						232 A Memphis	89 69
						232 H Memphis	80 56
						232 N Memphis	68 48
						243 H ETSU	77 64
						256 H Wichita St.	82 54
						259 H Austin Peay	69 48
						330 H Lipscomb	71 55
LAST 12 Division I GAMES:							
232 N Memphis	68 48	166 A Temple	70 78				
15 N UCF	58 66	232 A Memphis	89 69				
167 A Tulane	80 65	256 H Wichita St.	82 54				
114 H South Fla.	57 43	6 H UConn	55 65				
190 A East Carolina	68 57	114 A South Fla.	57 56				
160 H Tulsa	74 47	232 H Memphis	80 56				

Non-Div I Games:

Cincinnati

Average RPI Win:	130	WON-LOST	WINNING	LAST 10	STRENGTH OF	OPP. STRENGTH	TEAM	ADJ.	CONF.	ADJ CONF.
Average RPI Loss:	50	RECORD	PCT. RANK	GAMES	SCHEDULE	OF SCHEDULE	RPI	RPI	RPI	RPI
DIV. I ONLY	19- 12	109	1- 0	29	17	50	50	1	1	
DIV. I NON-CONF.	9- 4	85	0- 0	166	111	117	117	1	1	
TOTALS	RPI 1-25	RPI 26-50	W-L RECORDS	RPI 51-100	RPI 101-150	RPI 150+				
19- 12	3- 6	1- 1	OVERALL	5- 3	3- 0	7- 2				
12- 5	1- 3	1- 1	HOME	4- 0	1- 0	5- 1				
5- 5	2- 2	0- 0	AWAY	0- 2	2- 0	1- 1				
2- 2	0- 1	0- 0	NEUTRAL	1- 1	0- 0	1- 0				
9- 4	0- 1	1- 0	NON-CONFERENCE	1- 1	1- 0	6- 2				
8- 1	0- 0	1- 0	HOME	1- 0	1- 0	5- 1				
0- 2	0- 1	0- 0	AWAY	0- 0	0- 0	0- 1				
1- 1	0- 0	0- 0	NEUTRAL	0- 1	0- 0	1- 0				
10- 8	3- 5	0- 1	CONFERENCE	4- 2	2- 0	1- 0				
4- 4	1- 3	0- 1	HOME	3- 0	0- 0	0- 0				
5- 3	2- 1	0- 0	AWAY	0- 2	2- 0	1- 0				
1- 1	0- 1	0- 0	NEUTRAL	1- 0	0- 0	0- 0				

RPI	S	Opponent	Score	RPI	S	Opponent	Score	RPI	S	Opponent	Score	RPI	S	Opponent	Score
1	H	Notre Dame	63 101	36	H	North Carolina	64 70	58	N	Tennessee	66 78	127	A	Pittsburgh	65 59
3	H	Louisville	44 76	43	H	Belmont	65 62	65	A	Georgia Tech	53 75	132	A	Boston College	91 58
3	N	Louisville	67 75					65	H	Georgia Tech	71 61	135	H	Appalachian St.	87 48
9	A	NC State	51 54					73	H	Virginia Tech	73 66	151	A	Wake Forest	69 53
10	H	Syracuse	75 84					73	N	Virginia Tech	80 79	154	H	Davidson	80 90
18	A	Miami (FL)	76 67					79	A	Duke	59 63	155	N	Oklahoma	74 62
19	A	South Carolina	57 69					96	H	Virginia	71 65	158	A	Alabama	56 76
20	A	Florida St.	57 45					99	H	High Point	83 64	201	H	Marshall	68 54
20	H	Florida St.	73 68									225	H	Illinois	69 67
												257	H	Wofford	85 77
												258	H	Rhode Island	80 67
												330	H	Lipscomb	68 26
LAST 12 Division I GAMES:															
73	N	Virginia Tech	80 79	132	A	Boston College	91 58								
3	N	Louisville	67 75	20	H	Florida St.	73 68								
155	N	Oklahoma	74 62	36	H	North Carolina	64 70								
79	A	Duke	59 63	151	A	Wake Forest	69 53								
73	H	Virginia Tech	73 66	3	H	Louisville	44 76								
65	A	Georgia Tech	53 75	1	H	Notre Dame	63 101								

Non-Div I Games:

Clemson

■ Loss,
■ Non-Conf, S Site,
■ Home
■ Away
N Neutral

Average RPI Win:	294	WON-LOST	WINNING	LAST 10	STRENGTH OF	OPP. STRENGTH	TEAM	ADJ.	CONF.	ADJ CONF.
Average RPI Loss:	138	RECORD	PCT. RANK	GAMES	SCHEDULE	OF SCHEDULE	RPI	RPI	RPI	RPI
DIV. I ONLY	8- 20	279	0- 1	215	222	280	280	21	21	
DIV. I NON-CONF.	1- 8	322	0- 0	136	226	302	302	19	19	
TOTALS	RPI 1-25	RPI 26-50	W-L RECORDS	RPI 51-100	RPI 101-150	RPI 150+				
8- 20	0- 0	0- 1	OVERALL	0- 6	1- 5	7- 8				
5- 7	0- 0	0- 0	HOME	0- 3	1- 3	4- 1				
3- 12	0- 0	0- 1	AWAY	0- 3	0- 2	3- 6				
0- 1	0- 0	0- 0	NEUTRAL	0- 0	0- 0	0- 1				
1- 8	0- 0	0- 1	NON-CONFERENCE	0- 1	1- 1	0- 5				
1- 2	0- 0	0- 0	HOME	0- 1	1- 1	0- 0				
0- 5	0- 0	0- 1	AWAY	0- 0	0- 0	0- 4				
0- 1	0- 0	0- 0	NEUTRAL	0- 0	0- 0	0- 1				
7- 12	0- 0	0- 0	CONFERENCE	0- 5	0- 4	7- 3				
4- 5	0- 0	0- 0	HOME	0- 2	0- 2	4- 1				
3- 7	0- 0	0- 0	AWAY	0- 3	0- 2	3- 2				
0- 0	0- 0	0- 0	NEUTRAL	0- 0	0- 0	0- 0				

RPI S	Opponent	Score	RPI S	Opponent	Score	RPI S	Opponent	Score	RPI S	Opponent	Score	Team's RPI: 280
34	A Ohio	54 72	63	A Green Bay	53 62	120	A Youngstown St.	55 73				
			63	A Green Bay	30 73	120	H Youngstown St.	61 74				
			63	H Green Bay	63 76	130	A IUPUI	36 64				
			67	A Wright St.	52 78	130	H IUPUI	50 75				
			67	H Wright St.	65 70	141	H Illinois St.	67 63				
			75	H Toledo	60 65	150	H Bradley	65 67				
						167	N Tulane	72 81				
						193	A Eastern Mich.	63 69				
						195	A Milwaukee	53 59				
						195	H Milwaukee	60 78				
						201	A Marshall	64 86				
						218	A Ball St.	62 67				
						241	A Northern Ky.	55 74				
						241	H Northern Ky.	76 47				
						269	A San Diego	82 83				
						309	A Oakland	64 62				
						309	H Oakland	98 90				
						335	A Detroit Mercy	67 49				
						335	H Detroit Mercy	67 51				
						339	A UIC	74 48				
						339	H UIC	71 53				
LAST 12 Division I GAMES:												
63	A Green Bay	30 73	130	A IUPUI	36 64							
120	H Youngstown St.	61 74	339	A UIC	74 48							
241	A Northern Ky.	55 74	309	H Oakland	98 90							
67	A Wright St.	52 78	335	H Detroit Mercy	67 51							
63	H Green Bay	63 76	120	A Youngstown St.	55 73							
195	H Milwaukee	60 78	67	H Wright St.	65 70							

Non-Div I Games: Lake Erie 79 49 Salem (WV) 113 81

Cleveland St.

Average RPI Win:	245	WON-LOST	WINNING	LAST 10	STRENGTH OF	OPP. STRENGTH	TEAM	ADJ.	CONF.	ADJ CONF.
Average RPI Loss:	111	RECORD	PCT. RANK	GAMES	SCHEDULE	OF SCHEDULE	RPI	RPI	RPI	RPI
DIV. I ONLY	15- 13	148	1- 0	197	195	173	173	12	12	
DIV. I NON-CONF.	6- 3	91	0- 0	286	293	172	172	14	14	
TOTALS	RPI 1-25	RPI 26-50	W-L RECORDS	RPI 51-100	RPI 101-150	RPI 150+				
15- 13	0- 0	0- 2	OVERALL	0- 5	2- 3	13- 3				
9- 5	0- 0	0- 0	HOME	0- 3	1- 1	8- 1				
6- 6	0- 0	0- 0	AWAY	0- 2	1- 2	5- 2				
0- 2	0- 0	0- 2	NEUTRAL	0- 0	0- 0	0- 0				
6- 3	0- 0	0- 2	NON-CONFERENCE	0- 0	0- 0	6- 1				
4- 0	0- 0	0- 0	HOME	0- 0	0- 0	4- 0				
2- 1	0- 0	0- 0	AWAY	0- 0	0- 0	2- 1				
0- 2	0- 0	0- 2	NEUTRAL	0- 0	0- 0	0- 0				
9- 10	0- 0	0- 0	CONFERENCE	0- 5	2- 3	7- 2				
5- 5	0- 0	0- 0	HOME	0- 3	1- 1	4- 1				
4- 5	0- 0	0- 0	AWAY	0- 2	1- 2	3- 1				
0- 0	0- 0	0- 0	NEUTRAL	0- 0	0- 0	0- 0				

RPI S	Opponent	Score	RPI S	Opponent	Score	RPI S	Opponent	Score	RPI S	Opponent	Score	Team's RPI: 173
35	N Rice	52 56	49	N Auburn	78 84	71	A UT Arlington	53 79	116	A South Alabama	50 67	
						71	H UT Arlington	64 67	116	H South Alabama	78 88	
						72	H Little Rock	47 60	135	A Appalachian St.	53 67	
						82	A Troy	76 89	135	H Appalachian St.	74 66	
						82	H Troy	81 82	139	A Georgia St.	67 62	
									152	A UC Riverside	43 62	
									162	A Texas St.	58 73	
									162	H Texas St.	77 70	
									188	H Arkansas St.	88 72	
									188	H Arkansas St.	63 49	
									212	H Bowling Green	81 80	
									232	H Memphis	90 71	
									270	A Louisiana	76 58	
									270	H Louisiana	67 62	
									285	A Ga. Southern	76 73	
									300	A La.-Monroe	79 54	
									300	H La.-Monroe	57 60	
									301	H South Carolina St.	57 44	
									308	A UNC Greensboro	78 71	
									336	A N.C. Central	89 66	
									342	H Western Caro.	77 59	
LAST 12 Division I GAMES:												
188	H Arkansas St.	63 49	285	A Ga. Southern	76 73							
82	A Troy	76 89	135	H Appalachian St.	74 66							
116	A South Alabama	50 67	162	H Texas St.	77 70							
300	H La.-Monroe	57 60	71	H UT Arlington	64 67							
270	H Louisiana	67 62	270	A Louisiana	76 58							
139	A Georgia St.	67 62	300	A La.-Monroe	79 54							

Non-Div I Games: N.C. Wesleyan 126 65 Meredith 128 39

Coastal Caro.

■ Loss,
 ■ Non-Conf,
 ■ S Site,
 ■ Home
 ■ A Away
 N Neutral

Average RPI Win:	249	WON-LOST	WINNING	LAST 10	STRENGTH OF	OPP. STRENGTH	TEAM	ADJ.	CONF.	ADJ CONF.
Average RPI Loss:	158	RECORD	PCT. RANK	GAMES	SCHEDULE	OF SCHEDULE	RPI	RPI	RPI	RPI
DIV. I ONLY	6- 22	311	0- 1	166	219	296	296	10	10	
DIV. I NON-CONF.	3- 7	256	0- 0	299	351	329	329	10	10	
TOTALS	RPI 1-25	RPI 26-50	W-L RECORDS	RPI 51-100	RPI 101-150	RPI 150+				
6- 22	0- 2	0- 0	OVERALL	0- 2	0- 9	6- 9				
4- 10	0- 1	0- 0	HOME	0- 1	0- 4	4- 4				
2- 12	0- 1	0- 0	AWAY	0- 1	0- 5	2- 5				
0- 0	0- 0	0- 0	NEUTRAL	0- 0	0- 0	0- 0				
3- 7	0- 0	0- 0	NON-CONFERENCE	0- 0	0- 1	3- 6				
2- 3	0- 0	0- 0	HOME	0- 0	0- 0	2- 3				
1- 4	0- 0	0- 0	AWAY	0- 0	0- 1	1- 3				
0- 0	0- 0	0- 0	NEUTRAL	0- 0	0- 0	0- 0				
3- 15	0- 2	0- 0	CONFERENCE	0- 2	0- 8	3- 3				
2- 7	0- 1	0- 0	HOME	0- 1	0- 4	2- 1				
1- 8	0- 1	0- 0	AWAY	0- 1	0- 4	1- 2				
0- 0	0- 0	0- 0	NEUTRAL	0- 0	0- 0	0- 0				

RPI 1-25				RPI 26-50				RPI 51-100				RPI 101+ Team's RPI: 296			
RPI	S	Opponent	Score	RPI	S	Opponent	Score	RPI	S	Opponent	Score	RPI	S	Opponent	Score
25	A	James Madison	35 76					64	A	Drexel	53 76	102	A	Northeastern	69 81
25	H	James Madison	50 91					64	H	Drexel	42 65	102	H	Northeastern	56 87
												116	A	UNCW	49 71
												116	H	UNCW	62 66
												125	A	Towson	61 87
												125	H	Towson	61 77
												128	A	Delaware	50 74
												128	H	Delaware	60 72
												135	A	Appalachian St.	66 80
												161	A	William & Mary	66 54
												161	H	William & Mary	79 77
												191	H	Furman	67 70
												207	A	Campbell	65 66
												226	A	Elon	68 76
												226	H	Elon	52 72
												227	A	George Mason	52 66
												248	A	Hofstra	49 68
												248	H	Hofstra	70 62
												257	A	Wofford	58 78
												292	H	Charleston So.	79 52
												299	H	Winthrop	64 71
												301	H	South Carolina St.	75 51
												330	A	Lipscomb	65 63
												331	H	Presbyterian	65 71
LAST 12 Division I GAMES:															
116	H	UNCW	62 66	25	A	James Madison	35 76	226	H	Elon	52 72	102	A	Northeastern	69 81
102	A	Northeastern	69 81	161	H	William & Mary	79 77	248	H	Hofstra	70 62	116	H	UNCW	62 66
248	A	Hofstra	49 68	102	H	Northeastern	56 87	125	A	Towson	61 87	125	A	Towson	61 87
64	H	Drexel	42 65	128	A	Delaware	50 74								

Non-Div I Games: North Greenville 95 62

Col. of Charleston

■ Loss,
 ■ Non-Conf, S Site,
 ■ Home
 ■ Away
 N Neutral

Average RPI Win: 275	WON-LOST	WINNING	LAST 10	STRENGTH OF	OPP. STRENGTH	TEAM	ADJ.	CONF.	ADJ CONF.
Average RPI Loss: 166	RECORD	PCT. RANK	GAMES	SCHEDULE	OF SCHEDULE	RPI	RPI	RPI	RPI
DIV. I ONLY	12- 17	222	0- 1	265	269	246	246	18	18
DIV. I NON-CONF.	4- 6	212	0- 0	332	339	306	306	21	21
TOTALS	RPI 1-25	RPI 26-50	W-L RECORDS	RPI 51-100	RPI 101-150	RPI 150+			
12- 17	0- 0	0- 2	OVERALL	0- 2	0- 5	12- 8			
6- 7	0- 0	0- 1	HOME	0- 1	0- 1	6- 4			
6- 10	0- 0	0- 1	AWAY	0- 1	0- 4	6- 4			
0- 0	0- 0	0- 0	NEUTRAL	0- 0	0- 0	0- 0			
4- 6	0- 0	0- 0	NON-CONFERENCE	0- 0	0- 2	4- 4			
3- 1	0- 0	0- 0	HOME	0- 0	0- 0	3- 1			
1- 5	0- 0	0- 0	AWAY	0- 0	0- 2	1- 3			
0- 0	0- 0	0- 0	NEUTRAL	0- 0	0- 0	0- 0			
8- 11	0- 0	0- 2	CONFERENCE	0- 2	0- 3	8- 4			
3- 6	0- 0	0- 1	HOME	0- 1	0- 1	3- 3			
5- 5	0- 0	0- 1	AWAY	0- 1	0- 2	5- 1			
0- 0	0- 0	0- 0	NEUTRAL	0- 0	0- 0	0- 0			

RPI 1-25			RPI 26-50			RPI 51-100			RPI 101+ Team's RPI: 246		
RPI	S	Opponent	Score	RPI	S	Opponent	Score	RPI	S	Opponent	Score
				42	A	Bucknell	58 76	78	A	American	57 76
				42	H	Bucknell	62 90	78	H	American	66 71
LAST 12 Division I GAMES:											
126	A	Lehigh	68 78	42	A	Bucknell	58 76	317	H	Lafayette	60 49
317	A	Lafayette	77 67	174	H	Boston U.	53 61	323	H	NJIT	53 71
176	H	Holy Cross	67 80	255	A	Navy	52 67	326	A	UMass Lowell	61 52
291	H	Army West Point	85 80	78	H	American	66 71	344	H	Fairleigh Dickinson	71 52
265	A	Loyola Maryland	58 47	291	A	Army West Point	70 58				
126	H	Lehigh	63 75	265	H	Loyola Maryland	73 64				

Non-Div I Games:

Colgate

■ Loss,
 ■ Non-Conf,
 ■ S Site,
 ■ H Home
 ■ A Away
 N Neutral

Average RPI Win:	184	WON-LOST	WINNING	LAST 10	STRENGTH OF	OPP. STRENGTH	TEAM	ADJ.	CONF.	ADJ CONF.
Average RPI Loss:	58	RECORD	PCT. RANK	GAMES	SCHEDULE	OF SCHEDULE	RPI	RPI	RPI	RPI
DIV. I ONLY	12- 18	226	0- 1	88	24	175	175	2	2	
DIV. I NON-CONF.	10- 1	17	0- 0	215	157	43	43	2	2	
TOTALS	RPI 1-25	RPI 26-50	W-L RECORDS	RPI 51-100	RPI 101-150	RPI 150+				
12- 18	0- 7	1- 3	OVERALL	2- 5	1- 2	8- 1				
10- 7	0- 2	1- 2	HOME	2- 2	1- 1	6- 0				
1- 10	0- 4	0- 1	AWAY	0- 3	0- 1	1- 1				
1- 1	0- 1	0- 0	NEUTRAL	0- 0	0- 0	1- 0				
10- 1	0- 1	1- 0	NON-CONFERENCE	1- 0	1- 0	7- 0				
8- 0	0- 0	1- 0	HOME	1- 0	1- 0	5- 0				
1- 1	0- 1	0- 0	AWAY	0- 0	0- 0	1- 0				
1- 0	0- 0	0- 0	NEUTRAL	0- 0	0- 0	1- 0				
2- 17	0- 6	0- 3	CONFERENCE	1- 5	0- 2	1- 1				
2- 7	0- 2	0- 2	HOME	1- 2	0- 1	1- 0				
0- 9	0- 3	0- 1	AWAY	0- 3	0- 1	0- 1				
0- 1	0- 1	0- 0	NEUTRAL	0- 0	0- 0	0- 0				

RPI	S	Opponent	Score	RPI	S	Opponent	Score	RPI	S	Opponent	Score	RPI	S	Opponent	Score	Team's RPI: 175
4	H	Stanford	69 80	33	A	UCLA	50 84	52	A	Southern California	77 84	122	H	Northern Colo.	77 69	
5	A	Oregon	43 102	33	H	UCLA	60 64	52	H	Southern California	81 76	133	A	Washington	58 68	
18	A	Miami (FL)	58 73	36	H	North Carolina	86 74	80	A	Arizona	51 63	133	H	Washington	46 60	
23	A	Arizona St.	49 66	40	H	California	60 80	80	H	Arizona	67 69	159	A	Washington St.	48 74	
23	H	Arizona St.	70 76					93	A	Utah	59 78	159	H	Washington St.	72 61	
23	N	Arizona St.	49 66					93	H	Utah	61 76	179	N	Utah St.	78 68	
24	A	Oregon St.	65 89					97	H	Pepperdine	80 65	192	H	Prairie View	79 38	
												245	A	Nevada	65 52	
												255	H	Navy	59 43	
												279	H	Colorado St.	59 40	
												289	H	Samford	81 39	
												298	H	San Jose St.	76 64	
LAST 12 Division I GAMES:																
23	N	Arizona St.	49 66	23	A	Arizona St.	49 66									
33	A	UCLA	50 84	52	H	Southern California	81 76									
52	A	Southern California	77 84	33	H	UCLA	60 64									
133	H	Washington	46 60	5	A	Oregon	43 102									
159	H	Washington St.	72 61	24	A	Oregon St.	65 89									
80	A	Arizona	51 63	40	H	California	60 80									

Non-Div I Games:

Colorado

■ Loss,
 ■ Non-Conf,
 ■ S Site,
 ■ H Home
 ■ A Away
 N Neutral

Average RPI Win:	217	WON-LOST	WINNING	LAST 10	STRENGTH OF	OPP. STRENGTH	TEAM	ADJ.	CONF.	ADJ CONF.
Average RPI Loss:	134	RECORD	PCT. RANK	GAMES	SCHEDULE	OF SCHEDULE	RPI	RPI	RPI	RPI
DIV. I ONLY	6- 22	311	0- 1	86	158	279	279	15	15	
DIV. I NON-CONF.	4- 5	190	0- 0	29	152	149	149	13	13	
TOTALS	RPI 1-25	RPI 26-50	W-L RECORDS	RPI 51-100	RPI 101-150	RPI 150+				
6- 22	0- 2	0- 3	OVERALL	0- 4	0- 3	6- 10				
6- 9	0- 1	0- 1	HOME	0- 2	0- 2	6- 3				
0- 12	0- 1	0- 2	AWAY	0- 2	0- 1	0- 6				
0- 1	0- 0	0- 0	NEUTRAL	0- 0	0- 0	0- 1				
4- 5	0- 2	0- 1	NON-CONFERENCE	0- 0	0- 1	4- 1				
4- 2	0- 1	0- 0	HOME	0- 0	0- 1	4- 0				
0- 3	0- 1	0- 1	AWAY	0- 0	0- 0	0- 1				
0- 0	0- 0	0- 0	NEUTRAL	0- 0	0- 0	0- 0				
2- 17	0- 0	0- 2	CONFERENCE	0- 4	0- 2	2- 9				
2- 7	0- 0	0- 1	HOME	0- 2	0- 1	2- 3				
0- 9	0- 0	0- 1	AWAY	0- 2	0- 1	0- 5				
0- 1	0- 0	0- 0	NEUTRAL	0- 0	0- 0	0- 1				

RPI 1-25				RPI 26-50				RPI 51-100				RPI 101+ Team's RPI: 279			
RPI	S	Opponent	Score	RPI	S	Opponent	Score	RPI	S	Opponent	Score	RPI	S	Opponent	Score
13	A	Gonzaga	39 50	32	A	BYU	42 51	53	A	New Mexico	58 70	119	A	Fresno St.	54 57
23	H	Arizona St.	39 70	46	A	Boise St.	57 70	53	H	New Mexico	56 79	119	H	Fresno St.	55 66
				46	H	Boise St.	63 72	60	A	Wyoming	32 56	122	H	Northern Colo.	47 53
								60	H	Wyoming	49 60	165	H	Denver	84 79
												175	A	Colorado	40 59
												179	A	Utah St.	59 70
												179	H	Utah St.	53 72
												179	N	Utah St.	59 62
												194	H	Cornell	56 53
												200	A	UNLV	45 60
												200	H	UNLV	52 49
												202	A	San Diego St.	45 54
												217	H	Northern Ariz.	65 54
												233	H	North Florida	61 59
												245	A	Nevada	57 68
												245	H	Nevada	38 62
												295	A	Air Force	48 63
												295	H	Air Force	55 48
												298	H	San Jose St.	70 78
LAST 12 Division I GAMES:															
179	N	Utah St.	59 62	298	H	San Jose St.	70 78								
200	A	UNLV	45 60	202	A	San Diego St.	45 54								
179	A	Utah St.	59 70	60	H	Wyoming	49 60								
53	H	New Mexico	56 79	245	A	Nevada	57 68								
46	H	Boise St.	63 72	295	H	Air Force	55 48								
60	A	Wyoming	32 56	46	A	Boise St.	57 70								

Non-Div I Games: Chadron St. 91 38 Eastern N.M. 72 46

Colorado St.

Loss, Non-Conf, S Site, H Home A Away N Neutral

Average RPI Win: 214	WON-LOST	WINNING	LAST 10	STRENGTH OF	OPP. STRENGTH	TEAM	ADJ.	CONF.	ADJ CONF.
Average RPI Loss: 153	RECORD	PCT. RANK	GAMES	SCHEDULE	OF SCHEDULE	RPI	RPI	RPI	RPI
DIV. I ONLY	8- 19	274	0- 1	144	185	250	250	11	11
DIV. I NON-CONF.	4- 9	252	0- 0	226	272	264	264	11	11
TOTALS	RPI 1-25	RPI 26-50	W-L RECORDS	RPI 51-100	RPI 101-150	RPI 150+			
8- 19	0- 0	0- 0	OVERALL	1- 6	1- 4	6- 9			
5- 7	0- 0	0- 0	HOME	1- 2	0- 2	4- 3			
3- 12	0- 0	0- 0	AWAY	0- 4	1- 2	2- 6			
0- 0	0- 0	0- 0	NEUTRAL	0- 0	0- 0	0- 0			
4- 9	0- 0	0- 0	NON-CONFERENCE	0- 1	1- 2	3- 6			
2- 3	0- 0	0- 0	HOME	0- 0	0- 1	2- 2			
2- 6	0- 0	0- 0	AWAY	0- 1	1- 1	1- 4			
0- 0	0- 0	0- 0	NEUTRAL	0- 0	0- 0	0- 0			
4- 10	0- 0	0- 0	CONFERENCE	1- 5	0- 2	3- 3			
3- 4	0- 0	0- 0	HOME	1- 2	0- 1	2- 1			
1- 6	0- 0	0- 0	AWAY	0- 3	0- 1	1- 2			
0- 0	0- 0	0- 0	NEUTRAL	0- 0	0- 0	0- 0			

RPI S	Opponent	Score	RPI S	Opponent	Score	RPI S	Opponent	Score	RPI S	Opponent	Score	Team's RPI: 250
						51	A Princeton	59 65	109	H Houston	72 83	
						51	H Princeton	64 79	131	A Mercer	72 68	
						57	A Penn	56 79	132	A Boston College	60 74	
						57	H Penn	60 72	137	A Yale	61 69	
						84	A Fordham	49 68	137	H Yale	54 67	
						88	A Harvard	56 69	194	A Cornell	51 60	
						88	H Harvard	75 65	194	H Cornell	65 57	
									195	A Milwaukee	65 78	
									196	H Hampton	88 63	
									211	A Dartmouth	48 60	
									211	H Dartmouth	69 70	
									225	A Illinois	69 76	
									235	H Albany (NY)	58 62	
									236	A Saint Joseph's	61 68	
									246	A Colgate	71 84	
									248	A Hofstra	65 63	
									253	H Cal St. Fullerton	58 61	
									281	A Brown	83 81	
									281	H Brown	93 62	
									291	H Army West Point	70 49	
LAST 12 Division I GAMES:												
			88	A Harvard	56 69	281	A Brown	83 81				
			211	A Dartmouth	48 60	137	A Yale	61 69				
			137	H Yale	54 67	211	H Dartmouth	69 70				
			281	H Brown	93 62	88	H Harvard	75 65				
			51	A Princeton	59 65	57	H Penn	60 72				
			57	A Penn	56 79	51	H Princeton	64 79				

Non-Div I Games:

Columbia

■ Loss,
 ■ Non-Conf,
 ■ S Site,
 ■ H Home
 ■ A Away
 N Neutral

Average RPI Win: 322		WON-LOST	WINNING	LAST 10	STRENGTH OF	OPP. STRENGTH	TEAM	ADJ.	CONF.	ADJ CONF.
Average RPI Loss: 199		RECORD	PCT. RANK	GAMES	SCHEDULE	OF SCHEDULE	RPI	RPI	RPI	RPI
DIV. I ONLY		5- 24	329	1- 0	212	332	314	314	32	32
DIV. I NON-CONF.		0- 12	336	0- 0	14	158	241	241	32	32
TOTALS		RPI 1-25	RPI 26-50	W-L RECORDS	RPI 51-100	RPI 101-150	RPI 150+			
5- 24	0- 2		0- 1	OVERALL	0- 4	0- 2	5- 15			
2- 7	0- 0		0- 0	HOME	0- 0	0- 0	2- 7			
2- 16	0- 2		0- 1	AWAY	0- 4	0- 1	2- 8			
1- 1	0- 0		0- 0	NEUTRAL	0- 0	0- 1	1- 0			
0- 12	0- 2		0- 1	NON-CONFERENCE	0- 4	0- 2	0- 3			
0- 1	0- 0		0- 0	HOME	0- 0	0- 0	0- 1			
0- 10	0- 2		0- 1	AWAY	0- 4	0- 1	0- 2			
0- 1	0- 0		0- 0	NEUTRAL	0- 0	0- 1	0- 0			
5- 12	0- 0		0- 0	CONFERENCE	0- 0	0- 0	5- 12			
2- 6	0- 0		0- 0	HOME	0- 0	0- 0	2- 6			
2- 6	0- 0		0- 0	AWAY	0- 0	0- 0	2- 6			
1- 0	0- 0		0- 0	NEUTRAL	0- 0	0- 0	1- 0			

RPI 1-25					
RPI	S	Opponent	Score		
8	A	Mississippi St.	38	110	
14	A	Maryland	36	93	
RPI 26-50					
RPI	S	Opponent	Score		
34	A	Ohio	62	87	
RPI 51-100					
RPI	S	Opponent	Score		
61	A	FGCU	61	93	
81	A	West Virginia	37	78	
96	A	Virginia	41	55	
100	A	Old Dominion	51	81	
RPI 101+					
RPI	S	Opponent	Score		
103	N	UAB	61	86	
108	A	Minnesota	52	84	
197	A	N.C. A&T	42	66	
201	A	Marshall	67	88	
210	A	UMES	54	74	
223	H	Bethune-Cookman	65	71	
228	H	Howard	81	88	
271	A	Niagara	69	71	
277	A	Norfolk St.	54	51	
277	H	Norfolk St.	63	68	
301	A	South Carolina St.	55	60	
301	H	South Carolina St.	59	75	
305	H	UMBC	52	57	
311	A	Morgan St.	47	70	
311	H	Morgan St.	57	74	
311	N	Morgan St.	50	48	
336	A	N.C. Central	57	62	
337	A	Delaware St.	71	57	
337	H	Delaware St.	85	59	
345	A	Savannah St.	57	68	
345	H	Savannah St.	70	76	
346	H	Florida A&M	73	53	
Team's RPI:					
314					

Non-Div I Games:

Coppin St.

Loss, Non-Conf, S Site, H Home A Away N Neutral

Average RPI Win: 247	WON-LOST	WINNING	LAST 10	STRENGTH OF	OPP. STRENGTH	TEAM	ADJ.	CONF.	ADJ CONF.
Average RPI Loss: 135	RECORD	PCT. RANK	GAMES	SCHEDULE	OF SCHEDULE	RPI	RPI	RPI	RPI
DIV. I ONLY	12- 13	193	1- 0	220	192	194	194	11	11
DIV. I NON-CONF.	6- 5	143	0- 0	302	318	208	208	11	11
TOTALS	RPI 1-25	RPI 26-50	W-L RECORDS	RPI 51-100	RPI 101-150	RPI 150+			
12- 13	0- 0	0- 0	OVERALL	0- 6	2- 3	10- 4			
8- 4	0- 0	0- 0	HOME	0- 3	1- 0	7- 1			
4- 9	0- 0	0- 0	AWAY	0- 3	1- 3	3- 3			
0- 0	0- 0	0- 0	NEUTRAL	0- 0	0- 0	0- 0			
6- 5	0- 0	0- 0	NON-CONFERENCE	0- 0	0- 3	6- 2			
5- 0	0- 0	0- 0	HOME	0- 0	0- 0	5- 0			
1- 5	0- 0	0- 0	AWAY	0- 0	0- 3	1- 2			
0- 0	0- 0	0- 0	NEUTRAL	0- 0	0- 0	0- 0			
6- 8	0- 0	0- 0	CONFERENCE	0- 6	2- 0	4- 2			
3- 4	0- 0	0- 0	HOME	0- 3	1- 0	2- 1			
3- 4	0- 0	0- 0	AWAY	0- 3	1- 0	2- 1			
0- 0	0- 0	0- 0	NEUTRAL	0- 0	0- 0	0- 0			

RPI S	Opponent	Score	RPI S	Opponent	Score	RPI S	Opponent	Score	RPI S	Opponent	Score	Team's RPI: 194
						51	A Princeton	64 68	108	A Minnesota	45 65	
						51	H Princeton	46 75	126	A Lehigh	54 67	
						57	A Penn	58 69	137	A Yale	43 41	
						57	H Penn	46 59	137	H Yale	66 56	
						88	A Harvard	38 80	138	A Stony Brook	61 63	
						88	H Harvard	61 68	196	H Hampton	79 53	
									211	A Dartmouth	57 47	
									211	H Dartmouth	56 63	
									235	H Albany (NY)	48 34	
									250	A Columbia	57 65	
									250	H Columbia	60 51	
									251	A Binghamton	61 72	
									261	H St. Bonaventure	58 44	
									279	A Colorado St.	53 56	
									281	A Brown	65 53	
									281	H Brown	66 48	
									317	A Lafayette	62 59	
									326	H UMass Lowell	63 54	
									337	H Delaware St.	94 59	
LAST 12 Division I GAMES:												
211	A Dartmouth	57 47	137	A Yale	43 41							
88	A Harvard	38 80	281	A Brown	65 53							
281	H Brown	66 48	88	H Harvard	61 68							
137	H Yale	66 56	211	H Dartmouth	56 63							
57	A Penn	58 69	51	H Princeton	46 75							
51	A Princeton	64 68	57	H Penn	46 59							

Non-Div I Games:

Cornell

■ Loss,
 ■ Non-Conf,
 ■ S Site,
 ■ H Home
 ■ A Away
 N Neutral

Creighton

Through Games Of March 11, 2019

Average RPI Win:	153	WON-LOST	WINNING	LAST 10	STRENGTH OF	OPP. STRENGTH	TEAM	ADJ.	CONF.	ADJ CONF.
Average RPI Loss:	59	RECORD	PCT. RANK	GAMES	SCHEDULE	OF SCHEDULE	RPI	RPI	RPI	RPI
DIV. I ONLY	15- 16	180	1- 0	35	56	92	92	6	6	
DIV. I NON-CONF.	6- 5	143	0- 0	102	45	101	101	4	4	
TOTALS	RPI 1-25	RPI 26-50	W-L RECORDS	RPI 51-100	RPI 101-150	RPI 150+				
15- 16	2- 5	0- 2	OVERALL	3- 6	4- 3	6- 0				
6- 7	1- 2	0- 1	HOME	2- 2	1- 2	2- 0				
6- 9	1- 3	0- 1	AWAY	0- 4	2- 1	3- 0				
3- 0	0- 0	0- 0	NEUTRAL	1- 0	1- 0	1- 0				
6- 5	0- 2	0- 2	NON-CONFERENCE	1- 1	1- 0	4- 0				
2- 2	0- 1	0- 1	HOME	1- 0	0- 0	1- 0				
2- 3	0- 1	0- 1	AWAY	0- 1	0- 0	2- 0				
2- 0	0- 0	0- 0	NEUTRAL	0- 0	1- 0	1- 0				
9- 11	2- 3	0- 0	CONFERENCE	2- 5	3- 3	2- 0				
4- 5	1- 1	0- 0	HOME	1- 2	1- 2	1- 0				
4- 6	1- 2	0- 0	AWAY	0- 3	2- 1	1- 0				
1- 0	0- 0	0- 0	NEUTRAL	1- 0	0- 0	0- 0				

RPI 1-25				RPI 26-50				RPI 51-100				RPI 101+			
RPI	S	Opponent	Score	RPI	S	Opponent	Score	RPI	S	Opponent	Score	RPI	S	Opponent	Score
12	A	Marquette	67 85	30	A	South Dakota St.	48 74	55	A	Villanova	62 67	112	A	St. John's (NY)	65 63
12	H	Marquette	71 65	37	H	South Dakota	65 77	55	H	Villanova	52 54	112	H	St. John's (NY)	45 51
16	H	Drake	69 85					68	A	Georgetown	53 62	114	N	South Fla.	83 76
20	A	Florida St.	52 71					68	H	Georgetown	65 38	118	A	Providence	73 64
22	A	DePaul	69 80					74	A	Butler	46 66	118	H	Providence	63 77
22	A	DePaul	85 82					74	H	Butler	43 75	140	A	Seton Hall	75 82
22	H	DePaul	67 74					74	N	Butler	60 51	140	H	Seton Hall	80 71
								90	A	UNI	55 65	206	N	Vanderbilt	75 55
								94	H	Nebraska	74 65	214	A	Xavier	53 52
												214	H	Xavier	66 62
												256	A	Wichita St.	83 71
												319	A	North Dakota St.	86 51
												325	H	Omaha	66 51
LAST 12 Division I GAMES:															
74	N	Butler	60 51	74	A	Butler	46 66								
22	A	DePaul	69 80	140	H	Seton Hall	80 71								
22	H	DePaul	67 74	112	H	St. John's (NY)	45 51								
12	H	Marquette	71 65	55	A	Villanova	62 67								
118	A	Providence	73 64	68	A	Georgetown	53 62								
214	A	Xavier	53 52	118	H	Providence	63 77								

Non-Div I Games:

Creighton

Loss, Non-Conf, S Site, H Home A Away N Neutral

Average RPI Win: 253	WON-LOST	WINNING	LAST 10	STRENGTH OF	OPP. STRENGTH	TEAM	ADJ.	CONF.	ADJ CONF.
Average RPI Loss: 127	RECORD	PCT. RANK	GAMES	SCHEDULE	OF SCHEDULE	RPI	RPI	RPI	RPI
DIV. I ONLY	13- 14	188	0- 1	260	149	211	211	11	11
DIV. I NON-CONF.	7- 6	153	0- 1	323	242	248	248	11	11
TOTALS	RPI 1-25	RPI 26-50	W-L RECORDS	RPI 51-100	RPI 101-150	RPI 150+			
13- 14	0- 0	0- 1	OVERALL	0- 7	1- 2	12- 4			
8- 5	0- 0	0- 1	HOME	0- 3	1- 0	7- 1			
5- 7	0- 0	0- 0	AWAY	0- 3	0- 2	5- 2			
0- 2	0- 0	0- 0	NEUTRAL	0- 1	0- 0	0- 1			
7- 6	0- 0	0- 1	NON-CONFERENCE	0- 1	0- 1	7- 3			
5- 1	0- 0	0- 1	HOME	0- 0	0- 0	5- 0			
2- 3	0- 0	0- 0	AWAY	0- 0	0- 1	2- 2			
0- 2	0- 0	0- 0	NEUTRAL	0- 1	0- 0	0- 1			
6- 8	0- 0	0- 0	CONFERENCE	0- 6	1- 1	5- 1			
3- 4	0- 0	0- 0	HOME	0- 3	1- 0	2- 1			
3- 4	0- 0	0- 0	AWAY	0- 3	0- 1	3- 0			
0- 0	0- 0	0- 0	NEUTRAL	0- 0	0- 0	0- 0			

RPI S	Opponent	Score	RPI S	Opponent	Score	RPI S	Opponent	Score	RPI S	Opponent	Score	Team's RPI: 211
38	H Buffalo	69 75	51	A Princeton	47 64	132	A Boston College	68 99				
			51	H Princeton	75 82	137	A Yale	49 64				
			57	A Penn	52 56	137	H Yale	56 54				
			57	H Penn	44 60	174	H Boston U.	64 44				
			69	N Middle Tenn.	58 70	194	A Cornell	63 56				
			88	A Harvard	46 56	194	H Cornell	47 57				
			88	H Harvard	57 73	250	A Columbia	70 69				
						250	H Columbia	60 48				
						251	H Binghamton	63 39				
						253	A Cal St. Fullerton	62 67				
						265	H Loyola Maryland	54 41				
						269	A San Diego	76 78				
						278	A Vermont	66 42				
						281	A Brown	81 61				
						281	H Brown	78 43				
						283	H Fairfield	59 46				
						290	N UC Santa Barbara	56 62				
						316	A New Hampshire	62 42				
						326	H UMass Lowell	70 54				
LAST 12 Division I GAMES:												
290	N UC Santa Barbara	56 62	137	H Yale	56 54							
194	H Cornell	47 57	51	H Princeton	75 82							
250	H Columbia	60 48	57	H Penn	44 60							
57	A Penn	52 56	250	A Columbia	70 69							
51	A Princeton	47 64	194	A Cornell	63 56							
281	H Brown	78 43	137	A Yale	49 64							

Non-Div I Games:

Dartmouth

■ Loss,
 ■ Non-Conf,
 ■ S Site,
 ■ H Home
 ■ A Away
 N Neutral

Average RPI Win: 208	WON-LOST	WINNING	LAST 10	STRENGTH OF	OPP. STRENGTH	TEAM	ADJ.	CONF.	ADJ CONF.
Average RPI Loss: 147	RECORD	PCT. RANK	GAMES	SCHEDULE	OF SCHEDULE	RPI	RPI	RPI	RPI
DIV. I ONLY	16- 14	153	1- 1	182	155	154	154	17	17
DIV. I NON-CONF.	5- 7	206	0- 0	126	137	156	156	16	16
TOTALS	RPI 1-25	RPI 26-50	W-L RECORDS	RPI 51-100	RPI 101-150	RPI 150+			
16- 14	0- 1	1- 0	OVERALL	2- 3	1- 4	12- 6			
9- 4	0- 0	0- 0	HOME	1- 1	0- 1	8- 2			
7- 9	0- 1	1- 0	AWAY	1- 2	1- 2	4- 4			
0- 1	0- 0	0- 0	NEUTRAL	0- 0	0- 1	0- 0			
5- 7	0- 1	1- 0	NON-CONFERENCE	1- 1	0- 2	3- 3			
3- 1	0- 0	0- 0	HOME	1- 0	0- 1	2- 0			
2- 6	0- 1	1- 0	AWAY	0- 1	0- 1	1- 3			
0- 0	0- 0	0- 0	NEUTRAL	0- 0	0- 0	0- 0			
11- 7	0- 0	0- 0	CONFERENCE	1- 2	1- 2	9- 3			
6- 3	0- 0	0- 0	HOME	0- 1	0- 0	6- 2			
5- 3	0- 0	0- 0	AWAY	1- 1	1- 1	3- 1			
0- 1	0- 0	0- 0	NEUTRAL	0- 0	0- 1	0- 0			

RPI 1-25				RPI 26-50				RPI 51-100				RPI 101+ Team's RPI: 154			
RPI	S	Opponent	Score	RPI	S	Opponent	Score	RPI	S	Opponent	Score	RPI	S	Opponent	Score
9	A	NC State	45 75	50	A	Clemson	90 80	51	A	Princeton	57 65	107	A	Charlotte	66 78
								84	A	Fordham	60 56	115	A	Dayton	69 83
								84	H	Fordham	42 58	115	N	Dayton	67 84
								91	A	VCU	54 61	135	H	Appalachian St.	78 81
								99	H	High Point	71 62	136	A	Duquesne	62 47
												161	H	William & Mary	76 65
												181	H	Saint Louis	60 57
												182	A	UNC Asheville	56 69
												204	A	Massachusetts	64 49
												204	H	Massachusetts	58 70
												220	A	George Washington	62 42
												226	A	Elon	72 73
												227	H	George Mason	67 59
												236	A	Saint Joseph's	54 66
												244	A	Gardner-Webb	49 54
												258	A	Rhode Island	77 67
												258	H	Rhode Island	58 64
												261	H	St. Bonaventure	67 55
												261	H	St. Bonaventure	74 49
												272	H	Richmond	78 55
												284	H	La Salle	80 61
												292	A	Charleston So.	72 34
												331	H	Presbyterian	83 56
LAST 12 Division I GAMES:															
				115	N	Dayton	67 84					204	A	Massachusetts	64 49
				261	H	St. Bonaventure	74 49					84	H	Fordham	42 58
				91	A	VCU	54 61					261	H	St. Bonaventure	67 55
				258	H	Rhode Island	58 64					236	A	Saint Joseph's	54 66
				181	H	Saint Louis	60 57					284	H	La Salle	80 61
				115	A	Dayton	69 83					220	A	George Washington	62 42

Non-Div I Games: Queens (NC) 80 47

Davidson

■ Loss,
 ■ Non-Conf,
 ■ S Site,
 ■ Home
 ■ A Away
 N Neutral

Average RPI Win: 197	WON-LOST	WINNING	LAST 10	STRENGTH OF	OPP. STRENGTH	TEAM	ADJ.	CONF.	ADJ CONF.
Average RPI Loss: 102	RECORD	PCT. RANK	GAMES	SCHEDULE	OF SCHEDULE	RPI	RPI	RPI	RPI
DIV. I ONLY	17- 13	131	2- 0	95	125	115	115	17	17
DIV. I NON-CONF.	5- 6	177	0- 0	19	37	91	91	16	16
TOTALS	RPI 1-25	RPI 26-50	W-L RECORDS	RPI 51-100	RPI 101-150	RPI 150+			
17- 13	0- 3	1- 0	OVERALL	3- 5	0- 2	13- 3			
13- 1	0- 0	1- 0	HOME	2- 0	0- 1	10- 0			
2- 10	0- 3	0- 0	AWAY	0- 3	0- 1	2- 3			
2- 2	0- 0	0- 0	NEUTRAL	1- 2	0- 0	1- 0			
5- 6	0- 3	1- 0	NON-CONFERENCE	2- 2	0- 1	2- 0			
4- 1	0- 0	1- 0	HOME	1- 0	0- 1	2- 0			
0- 4	0- 3	0- 0	AWAY	0- 1	0- 0	0- 0			
1- 1	0- 0	0- 0	NEUTRAL	1- 1	0- 0	0- 0			
12- 7	0- 0	0- 0	CONFERENCE	1- 3	0- 1	11- 3			
9- 0	0- 0	0- 0	HOME	1- 0	0- 0	8- 0			
2- 6	0- 0	0- 0	AWAY	0- 2	0- 1	2- 3			
1- 1	0- 0	0- 0	NEUTRAL	0- 1	0- 0	1- 0			

RPI 1-25				RPI 26-50				RPI 51-100				RPI 101+ Team's RPI: 115			
RPI	S	Opponent	Score	RPI	S	Opponent	Score	RPI	S	Opponent	Score	RPI	S	Opponent	Score
14	A	Maryland	71 82	38	H	Buffalo	72 59	63	A	Green Bay	35 51	102	H	Northeastern	79 84
19	A	South Carolina	55 65					65	N	Georgia Tech	85 66	136	A	Duquesne	57 85
25	A	James Madison	55 68					73	N	Virginia Tech	57 69	154	H	Davidson	83 69
								75	H	Toledo	70 49	154	N	Davidson	84 67
								84	A	Fordham	48 57	181	A	Saint Louis	65 68
								84	H	Fordham	72 50	181	H	Saint Louis	73 57
								91	A	VCU	62 64	204	H	Massachusetts	75 47
								91	N	VCU	52 61	220	A	George Washington	45 46
												220	H	George Washington	62 53
												227	A	George Mason	51 54
												236	H	Saint Joseph's	72 65
												246	H	Colgate	67 58
												258	A	Rhode Island	74 62
												261	A	St. Bonaventure	62 49
												272	H	Richmond	71 50
												284	H	La Salle	84 45
												284	H	La Salle	65 38
												329	H	Evansville	69 30
LAST 12 Division I GAMES:															
284	H	La Salle	65 38	154	H	Davidson	83 69								
154	N	Davidson	84 67	220	H	George Washington	62 53								
91	N	VCU	52 61	91	A	VCU	62 64								
181	H	Saint Louis	73 57	136	A	Duquesne	57 85								
84	A	Fordham	48 57	272	H	Richmond	71 50								
227	A	George Mason	51 54	258	A	Rhode Island	74 62								

Non-Div I Games:

Dayton

Average RPI Win: 128	WON-LOST	WINNING	LAST 10	STRENGTH OF	OPP. STRENGTH	TEAM	ADJ.	CONF.	ADJ CONF.
Average RPI Loss: 39	RECORD	PCT. RANK	GAMES	SCHEDULE	OF SCHEDULE	RPI	RPI	RPI	RPI
DIV. I ONLY	25- 7	36	1- 0	48	28	22	22	6	6
DIV. I NON-CONF.	9- 3	62	0- 0	75	10	37	37	4	4
TOTALS	RPI 1-25	RPI 26-50	W-L RECORDS	RPI 51-100	RPI 101-150	RPI 150+			
25- 7	0- 5	1- 0	OVERALL	10- 1	7- 1	7- 0			
13- 4	0- 2	0- 0	HOME	5- 1	4- 1	4- 0			
10- 2	0- 2	0- 0	AWAY	4- 0	3- 0	3- 0			
2- 1	0- 1	1- 0	NEUTRAL	1- 0	0- 0	0- 0			
9- 3	0- 3	1- 0	NON-CONFERENCE	2- 0	1- 0	5- 0			
5- 1	0- 1	0- 0	HOME	1- 0	1- 0	3- 0			
2- 1	0- 1	0- 0	AWAY	0- 0	0- 0	2- 0			
2- 1	0- 1	1- 0	NEUTRAL	1- 0	0- 0	0- 0			
16- 4	0- 2	0- 0	CONFERENCE	8- 1	6- 1	2- 0			
8- 3	0- 1	0- 0	HOME	4- 1	3- 1	1- 0			
8- 1	0- 1	0- 0	AWAY	4- 0	3- 0	1- 0			
0- 0	0- 0	0- 0	NEUTRAL	0- 0	0- 0	0- 0			

RPI S	Opponent	Score	RPI S	Opponent	Score	RPI S	Opponent	Score	RPI S	Opponent	Score
1	H Notre Dame	77 101	31	N Kansas St.	79 59	51	N Princeton	82 67	112	A St. John's (NY)	70 62
6	A UConn	63 99				55	A Villanova	66 59	112	H St. John's (NY)	73 64
10	N Syracuse	81 83				55	H Villanova	93 70	113	H Northwestern	76 60
12	A Marquette	63 96				63	H Green Bay	73 64	118	A Providence	76 61
12	H Marquette	87 93				68	A Georgetown	69 64	118	H Providence	85 60
						68	H Georgetown	76 71	118	H Providence	88 62
						74	A Butler	86 78	140	A Seton Hall	94 85
						74	H Butler	76 62	140	H Seton Hall	73 84
						92	A Creighton	74 67	155	A Oklahoma	87 76
						92	H Creighton	80 69	166	H Temple	102 88
						92	H Creighton	82 85	214	A Xavier	73 71
									214	H Xavier	81 48
									254	A Loyola Chicago	102 76
									304	H Tennessee St.	95 73
									345	H Savannah St.	124 61
LAST 12 Division I GAMES:											
118	H Providence	85 60	112	A St. John's (NY)	70 62						
92	H Creighton	80 69	140	A Seton Hall	94 85						
92	A Creighton	74 67	68	H Georgetown	76 71						
118	A Providence	76 61	55	H Villanova	93 70						
74	H Butler	76 62	12	H Marquette	87 93						
214	H Xavier	81 48	214	A Xavier	73 71						

Non-Div I Games:

DePaul

Average RPI Win:	218	WON-LOST	WINNING	LAST 10	STRENGTH OF	OPP. STRENGTH	TEAM	ADJ.	CONF.	ADJ CONF.
Average RPI Loss:	96	RECORD	PCT. RANK	GAMES	SCHEDULE	OF SCHEDULE	RPI	RPI	RPI	RPI
DIV. I ONLY	16- 14	153	1- 0	87	162	128	128	10	10	
DIV. I NON-CONF.	5- 7	206	1- 0	104	289	178	178	10	10	
TOTALS	RPI 1-25	RPI 26-50	W-L RECORDS	RPI 51-100	RPI 101-150	RPI 150+				
16- 14	0- 4	0- 0	OVERALL	0- 3	3- 5	13- 2				
8- 5	0- 3	0- 0	HOME	0- 1	2- 1	6- 0				
6- 7	0- 1	0- 0	AWAY	0- 2	1- 2	5- 2				
2- 2	0- 0	0- 0	NEUTRAL	0- 0	0- 2	2- 0				
5- 7	0- 2	0- 0	NON-CONFERENCE	0- 1	0- 2	5- 2				
2- 2	0- 2	0- 0	HOME	0- 0	0- 0	2- 0				
1- 3	0- 0	0- 0	AWAY	0- 1	0- 0	1- 2				
2- 2	0- 0	0- 0	NEUTRAL	0- 0	0- 2	2- 0				
11- 7	0- 2	0- 0	CONFERENCE	0- 2	3- 3	8- 0				
6- 3	0- 1	0- 0	HOME	0- 1	2- 1	4- 0				
5- 4	0- 1	0- 0	AWAY	0- 1	1- 2	4- 0				
0- 0	0- 0	0- 0	NEUTRAL	0- 0	0- 0	0- 0				

RPI 1-25			RPI 26-50			RPI 51-100			RPI 101+			Team's RPI: 128
RPI	S	Opponent	Score	RPI	S	Opponent	Score	RPI	S	Opponent	Score	Score
14	H	Maryland	53 77					64	A	Drexel	41 58	102 A Northeastern 62 75
15	H	UCF	60 71					64	H	Drexel	40 57	102 H Northeastern 77 63
25	A	James Madison	51 56					90	A	UNI	67 79	116 A UNCW 64 72
25	H	James Madison	43 68									116 H UNCW 65 53
												125 A Towson 70 57
												125 H Towson 48 56
												146 N Montana St. 60 69
												150 N Bradley 47 59
												156 N Nicholls St. 71 56
												161 A William & Mary 70 59
												161 H William & Mary 68 52
												174 A Boston U. 61 72
												226 A Elon 74 63
												226 H Elon 71 59
												227 A George Mason 46 72
												236 H Saint Joseph's 48 39
												244 H Gardner-Webb 69 45
												248 A Hofstra 78 59
												248 H Hofstra 57 47
												296 A Col. of Charleston 72 60
												296 H Col. of Charleston 74 50
												317 N Lafayette 65 47
												337 A Delaware St. 85 77
LAST 12 Division I GAMES:												
317	N	Lafayette	65 47	116	A	UNCW	64 72					
156	N	Nicholls St.	71 56	296	A	Col. of Charleston	72 60					
25	A	James Madison	51 56	248	H	Hofstra	57 47					
125	A	Towson	70 57	102	H	Northeastern	77 63					
161	H	William & Mary	68 52	64	A	Drexel	41 58					
226	H	Elon	71 59	226	A	Elon	74 63					

Non-Div I Games:

Delaware

■ Loss,
 ■ Non-Conf,
 ■ S Site,
 ■ H Home
 ■ A Away
 N Neutral

Average RPI Win:	296	WON-LOST	WINNING	LAST 10	STRENGTH OF	OPP. STRENGTH	TEAM	ADJ.	CONF.	ADJ CONF.
Average RPI Loss:	213	RECORD	PCT. RANK	GAMES	SCHEDULE	OF SCHEDULE	RPI	RPI	RPI	RPI
DIV. I ONLY	5- 20	321	0- 1	282	343	337	337	32	32	
DIV. I NON-CONF.	0- 9	336	0- 0	108	198	318	318	32	32	
TOTALS	RPI 1-25	RPI 26-50	W-L RECORDS	RPI 51-100	RPI 101-150	RPI 150+				
5- 20	0- 1	0- 0	OVERALL	0- 1	0- 2	5- 16				
5- 5	0- 1	0- 0	HOME	0- 0	0- 1	5- 3				
0- 15	0- 0	0- 0	AWAY	0- 1	0- 1	0- 13				
0- 0	0- 0	0- 0	NEUTRAL	0- 0	0- 0	0- 0				
0- 9	0- 1	0- 0	NON-CONFERENCE	0- 1	0- 2	0- 5				
0- 2	0- 1	0- 0	HOME	0- 0	0- 1	0- 0				
0- 7	0- 0	0- 0	AWAY	0- 1	0- 1	0- 5				
0- 0	0- 0	0- 0	NEUTRAL	0- 0	0- 0	0- 0				
5- 11	0- 0	0- 0	CONFERENCE	0- 0	0- 0	5- 11				
5- 3	0- 0	0- 0	HOME	0- 0	0- 0	5- 3				
0- 8	0- 0	0- 0	AWAY	0- 0	0- 0	0- 8				
0- 0	0- 0	0- 0	NEUTRAL	0- 0	0- 0	0- 0				

RPI 1-25				RPI 26-50				RPI 51-100				RPI 101+ Team's RPI: 337			
RPI	S	Opponent	Score	RPI	S	Opponent	Score	RPI	S	Opponent	Score	RPI	S	Opponent	Score
25	H	James Madison	57 103					91	A	VCU	55 97	112	A	St. John's (NY)	44 82
												128	H	Delaware	77 85
												166	A	Temple	61 75
												177	A	Robert Morris	63 64
												194	A	Cornell	59 94
												197	A	N.C. A&T	49 72
												197	H	N.C. A&T	47 67
												201	A	Marshall	63 75
												210	A	UMES	58 69
												210	H	UMES	65 62
												214	A	Xavier	59 80
												223	A	Bethune-Cookman	55 67
												228	A	Howard	62 78
												277	A	Norfolk St.	50 63
												277	H	Norfolk St.	59 56
												301	H	South Carolina St.	60 63
												311	H	Morgan St.	62 57
												314	A	Coppin St.	59 85
												314	H	Coppin St.	57 71
												336	A	N.C. Central	64 65
												336	H	N.C. Central	71 61
												345	H	Savannah St.	66 58
												346	A	Florida A&M	52 57
LAST 12 Division I GAMES:															
210	A	UMES	58 69	197	A	N.C. A&T	49 72								
277	H	Norfolk St.	59 56	301	H	South Carolina St.	60 63								
311	H	Morgan St.	62 57	345	H	Savannah St.	66 58								
314	A	Coppin St.	59 85	228	A	Howard	62 78								
210	H	UMES	65 62	346	A	Florida A&M	52 57								
336	A	N.C. Central	64 65	223	A	Bethune-Cookman	55 67								

Non-Div I Games: Post 65 53 Cheyney 79 59

Delaware St.

■ Loss,
 ■ Non-Conf,
 ■ S Site,
 ■ Home
 ■ Away
 N Neutral

Average RPI Win: 224	WON-LOST	WINNING	LAST 10	STRENGTH OF	OPP. STRENGTH	TEAM	ADJ.	CONF.	ADJ CONF.
Average RPI Loss: 156	RECORD	PCT. RANK	GAMES	SCHEDULE	OF SCHEDULE	RPI	RPI	RPI	RPI
DIV. I ONLY	17- 13	131	0- 1	241	202	165	165	19	19
DIV. I NON-CONF.	7- 6	153	0- 0	167	193	160	160	18	18
TOTALS	RPI 1-25	RPI 26-50	W-L RECORDS	RPI 51-100	RPI 101-150	RPI 150+			
17- 13	0- 0	1- 3	OVERALL	2- 2	1- 2	13- 6			
13- 2	0- 0	1- 1	HOME	2- 0	1- 0	9- 1			
4- 10	0- 0	0- 2	AWAY	0- 2	0- 2	4- 4			
0- 1	0- 0	0- 0	NEUTRAL	0- 0	0- 0	0- 1			
7- 6	0- 0	0- 0	NON-CONFERENCE	2- 2	1- 2	4- 2			
6- 1	0- 0	0- 0	HOME	2- 0	1- 0	3- 1			
1- 5	0- 0	0- 0	AWAY	0- 2	0- 2	1- 1			
0- 0	0- 0	0- 0	NEUTRAL	0- 0	0- 0	0- 0			
10- 7	0- 0	1- 3	CONFERENCE	0- 0	0- 0	9- 4			
7- 1	0- 0	1- 1	HOME	0- 0	0- 0	6- 0			
3- 5	0- 0	0- 2	AWAY	0- 0	0- 0	3- 3			
0- 1	0- 0	0- 0	NEUTRAL	0- 0	0- 0	0- 1			

RPI S	Opponent	Score	RPI S	Opponent	Score	RPI S	Opponent	Score	RPI S	Opponent	Score	Team's RPI: 165
30	A South Dakota St.	59 76	54	H Lamar University	117 110	106	H Loyola Marymount	104 75				
30	H South Dakota St.	67 83	60	A Wyoming	74 78	122	A Northern Colo.	66 74				
37	A South Dakota	58 73	78	H American	83 54	134	A New Mexico St.	64 66				
37	H South Dakota	104 99	94	A Nebraska	71 96	157	A Oral Roberts	66 74				
						157	H Oral Roberts	93 76				
						221	A North Dakota	92 91				
						221	H North Dakota	87 66				
						221	N North Dakota	67 80				
						238	A Western Ill.	78 87				
						238	H Western Ill.	94 85				
						242	H UMKC	92 75				
						261	H St. Bonaventure	76 62				
						268	A Southern Utah	71 70				
						279	A Colorado St.	79 84				
						289	H Samford	83 87				
						295	H Air Force	92 66				
						319	A North Dakota St.	87 67				
						319	H North Dakota St.	81 54				
						325	A Omaha	95 68				
						325	H Omaha	82 76				
						334	A Purdue Fort Wayne	55 70				
						334	H Purdue Fort Wayne	82 62				
LAST 12 Division I GAMES:												
221	N North Dakota	67 80	319	A North Dakota St.	87 67							
325	H Omaha	82 76	157	A Oral Roberts	66 74							
238	H Western Ill.	94 85	30	H South Dakota St.	67 83							
221	A North Dakota	92 91	334	A Purdue Fort Wayne	55 70							
37	A South Dakota	58 73	157	H Oral Roberts	93 76							
334	H Purdue Fort Wayne	82 62	319	H North Dakota St.	81 54							

Non-Div I Games:

Denver

■ Loss,
 ■ Non-Conf,
 ■ S Site,
 ■ H Home
 ■ A Away
 N Neutral

Detroit Mercy

Through Games Of March 11, 2019

Average RPI Win: 314	WON-LOST	WINNING	LAST 10	STRENGTH OF	OPP. STRENGTH	TEAM	ADJ.	CONF.	ADJ CONF.
Average RPI Loss: 173	RECORD	PCT. RANK	GAMES	SCHEDULE	OF SCHEDULE	RPI	RPI	RPI	RPI
DIV. I ONLY	3- 25	343	0- 1	284	198	335	335	21	21
DIV. I NON-CONF.	1- 9	326	0- 0	259	153	325	325	19	19
TOTALS	RPI 1-25	RPI 26-50	W-L RECORDS	RPI 51-100	RPI 101-150	RPI 150+			
3- 25	0- 0	0- 2	OVERALL	0- 5	0- 5	3- 13			
1- 11	0- 0	0- 1	HOME	0- 2	0- 2	1- 6			
2- 14	0- 0	0- 1	AWAY	0- 3	0- 3	2- 7			
0- 0	0- 0	0- 0	NEUTRAL	0- 0	0- 0	0- 0			
1- 9	0- 0	0- 2	NON-CONFERENCE	0- 1	0- 1	1- 5			
0- 3	0- 0	0- 1	HOME	0- 0	0- 0	0- 2			
1- 6	0- 0	0- 1	AWAY	0- 1	0- 1	1- 3			
0- 0	0- 0	0- 0	NEUTRAL	0- 0	0- 0	0- 0			
2- 16	0- 0	0- 0	CONFERENCE	0- 4	0- 4	2- 8			
1- 8	0- 0	0- 0	HOME	0- 2	0- 2	1- 4			
1- 8	0- 0	0- 0	AWAY	0- 2	0- 2	1- 4			
0- 0	0- 0	0- 0	NEUTRAL	0- 0	0- 0	0- 0			

RPI S	Opponent	Score	RPI S	Opponent	Score	RPI S	Opponent	Score	RPI S	Opponent	Score	Team's RPI: 335
44	A Michigan	62 95	48	H Miami (OH)	59 78	63	A Green Bay	37 82	101	A Ohio St.	41 55	
						63	H Green Bay	40 65	120	A Youngstown St.	45 91	
						67	A Wright St.	59 78	120	H Youngstown St.	59 85	
						67	H Wright St.	73 76	130	A IUPUI	47 82	
						75	A Toledo	60 77	130	H IUPUI	41 58	
									193	A Eastern Mich.	53 60	
									195	A Milwaukee	34 59	
									195	H Milwaukee	44 62	
									212	A Bowling Green	73 79	
									241	A Northern Ky.	56 68	
									241	H Northern Ky.	63 81	
									254	A Loyola Chicago	43 52	
									262	H Western Mich.	44 54	
									264	A Manhattan	58 56	
									280	A Cleveland St.	51 67	
									280	H Cleveland St.	49 67	
									309	A Oakland	67 74	
									309	H Oakland	65 76	
									325	H Omaha	42 51	
									339	A UIC	42 36	
									339	H UIC	62 45	
LAST 12 Division I GAMES:												
241	H Northern Ky.	63 81	309	H Oakland	65 76							
67	H Wright St.	73 76	120	A Youngstown St.	45 91							
63	A Green Bay	37 82	280	A Cleveland St.	51 67							
195	A Milwaukee	34 59	67	A Wright St.	59 78							
130	H IUPUI	41 58	241	A Northern Ky.	56 68							
339	H UIC	62 45	195	H Milwaukee	44 62							

Non-Div I Games: Mich.-Dearborn 68 60

Detroit Mercy

Loss, Non-Conf, S Site, H Home A Away N Neutral

Drake

Average RPI Win: **168**
 Average RPI Loss: **24**

WON-LOST
 RECORD

WINNING
 PCT. RANK

LAST 10
 GAMES

Through Games Of March 11, 2019
 STRENGTH OF
 SCHEDULE

OPP. STRENGTH
 OF SCHEDULE

TEAM
 RPI

ADJ.
 RPI

CONF.
 RPI

ADJ CONF.
 RPI

DIV. I ONLY	24- 5	18	1- 0	49	93	16	16	13	13
DIV. I NON-CONF.	7- 4	108	1- 0	8	2	12	12	15	15
TOTALS	RPI 1-25	RPI 26-50	W-L RECORDS	RPI 51-100	RPI 101-150	RPI 150+			
24- 5	1- 3	2- 1	OVERALL	5- 1	7- 0	9- 0			
10- 2	0- 1	1- 0	HOME	1- 1	4- 0	4- 0			
12- 2	0- 1	0- 1	AWAY	4- 0	3- 0	5- 0			
2- 1	1- 1	1- 0	NEUTRAL	0- 0	0- 0	0- 0			
7- 4	1- 3	2- 1	NON-CONFERENCE	2- 0	1- 0	1- 0			
2- 1	0- 1	1- 0	HOME	0- 0	1- 0	0- 0			
3- 2	0- 1	0- 1	AWAY	2- 0	0- 0	1- 0			
2- 1	1- 1	1- 0	NEUTRAL	0- 0	0- 0	0- 0			
17- 1	0- 0	0- 0	CONFERENCE	3- 1	6- 0	8- 0			
8- 1	0- 0	0- 0	HOME	1- 1	3- 0	4- 0			
9- 0	0- 0	0- 0	AWAY	2- 0	3- 0	4- 0			
0- 0	0- 0	0- 0	NEUTRAL	0- 0	0- 0	0- 0			

RPI	S	Opponent	Score
1	N	Notre Dame	64 82
7	H	Iowa	82 91
11	A	Iowa St.	81 86
19	N	South Carolina	90 85

RPI	S	Opponent	Score
27	N	Rutgers	69 59
30	A	South Dakota St.	71 80
37	H	South Dakota	76 64

RPI	S	Opponent	Score
70	A	Missouri St.	70 61
70	H	Missouri St.	79 85
90	A	UNI	88 64
90	H	UNI	76 61
92	A	Creighton	85 69
94	A	Nebraska	83 77

RPI	S	Opponent	Score
141	A	Illinois St.	82 64
141	H	Illinois St.	88 61
145	H	CSUN	73 63
149	A	Southern Ill.	71 64
149	H	Southern Ill.	94 66
150	A	Bradley	92 63
150	H	Bradley	95 63
230	A	Indiana St.	70 68
230	H	Indiana St.	96 77
238	A	Western Ill.	98 71
254	A	Loyola Chicago	83 55
254	H	Loyola Chicago	69 60
310	A	Valparaiso	88 62
310	H	Valparaiso	84 53
329	A	Evansville	78 47
329	H	Evansville	66 39

LAST 12 Division I GAMES:

19	N	South Carolina	90 85	230	H	Indiana St.	96 77
1	N	Notre Dame	64 82	329	H	Evansville	66 39
150	H	Bradley	95 63	90	H	UNI	76 61
141	H	Illinois St.	88 61	254	A	Loyola Chicago	83 55
70	A	Missouri St.	70 61	310	A	Valparaiso	88 62
149	A	Southern Ill.	71 64	149	H	Southern Ill.	94 66

Non-Div I Games: Clarke 91 43

Drake

Loss, Non-Conf, S Site, H Home A Away N Neutral

Average RPI Win:	201	WON-LOST	WINNING	LAST 10	STRENGTH OF	OPP. STRENGTH	TEAM	ADJ.	CONF.	ADJ CONF.
Average RPI Loss:	71	RECORD	PCT. RANK	GAMES	SCHEDULE	OF SCHEDULE	RPI	RPI	RPI	RPI
DIV. I ONLY	22- 7	43	1- 0	104	147	64	64	10	10	
DIV. I NON-CONF.	8- 3	72	1- 0	118	262	81	81	10	10	
TOTALS	RPI 1-25	RPI 26-50	W-L RECORDS	RPI 51-100	RPI 101-150	RPI 150+				
22- 7	0- 2	1- 1	OVERALL	0- 2	7- 1	14- 1				
9- 5	0- 1	1- 1	HOME	0- 1	3- 1	5- 1				
12- 1	0- 1	0- 0	AWAY	0- 0	4- 0	8- 0				
1- 1	0- 0	0- 0	NEUTRAL	0- 1	0- 0	1- 0				
8- 3	0- 0	1- 1	NON-CONFERENCE	0- 2	0- 0	7- 0				
3- 2	0- 0	1- 1	HOME	0- 1	0- 0	2- 0				
4- 0	0- 0	0- 0	AWAY	0- 0	0- 0	4- 0				
1- 1	0- 0	0- 0	NEUTRAL	0- 1	0- 0	1- 0				
14- 4	0- 2	0- 0	CONFERENCE	0- 0	7- 1	7- 1				
6- 3	0- 1	0- 0	HOME	0- 0	3- 1	3- 1				
8- 1	0- 1	0- 0	AWAY	0- 0	4- 0	4- 0				
0- 0	0- 0	0- 0	NEUTRAL	0- 0	0- 0	0- 0				

RPI 1-25				RPI 26-50				RPI 51-100				Team's RPI: 64		RPI 101+			
RPI	S	Opponent	Score	RPI	S	Opponent	Score	RPI	S	Opponent	Score			RPI	S	Opponent	Score
25	A	James Madison	47 58	39	H	Quinnipiac	52 56	57	H	Penn	39 55			102	A	Northeastern	61 59
25	H	James Madison	35 51	42	H	Bucknell	64 42	67	N	Wright St.	63 71			102	H	Northeastern	76 45
														116	A	UNCW	65 53
														116	H	UNCW	67 55
														125	A	Towson	77 44
														125	H	Towson	54 55
														128	A	Delaware	57 40
														128	H	Delaware	58 41
														161	A	William & Mary	62 58
														161	H	William & Mary	72 77
														226	A	Elon	59 44
														226	H	Elon	68 45
														236	H	Saint Joseph's	51 34
														244	H	Gardner-Webb	65 48
														248	A	Hofstra	61 49
														248	H	Hofstra	62 39
														264	A	Manhattan	53 39
														272	A	Richmond	58 35
														274	N	Siena	51 39
														278	A	Vermont	60 44
														284	A	La Salle	58 43
														296	A	Col. of Charleston	65 42
														296	H	Col. of Charleston	76 53
LAST 12 Division I GAMES:																	
278	A	Vermont	60 44	116	A	UNCW	65 53										
125	A	Towson	77 44	102	H	Northeastern	76 45										
25	A	James Madison	47 58	248	H	Hofstra	62 39										
226	H	Elon	68 45	128	H	Delaware	58 41										
161	H	William & Mary	72 77	161	A	William & Mary	62 58										
296	A	Col. of Charleston	65 42	226	A	Elon	59 44										

Non-Div I Games:

Drexel

■ Loss,
 ■ Non-Conf,
 ■ S Site,
 ■ H Home
 ■ A Away
 N Neutral

Average RPI Win:	129	WON-LOST	WINNING	LAST 10	STRENGTH OF	OPP. STRENGTH	TEAM	ADJ.	CONF.	ADJ CONF.
Average RPI Loss:	50	RECORD	PCT. RANK	GAMES	SCHEDULE	OF SCHEDULE	RPI	RPI	RPI	RPI
DIV. I ONLY	15- 15	170	1- 0	37	3	79	79	1	1	
DIV. I NON-CONF.	8- 4	91	0- 0	82	44	55	55	1	1	
TOTALS	RPI 1-25	RPI 26-50	W-L RECORDS	RPI 51-100	RPI 101-150	RPI 150+				
15- 15	0- 8	3- 1	OVERALL	2- 3	3- 3	7- 0				
9- 4	0- 3	2- 0	HOME	1- 1	2- 0	4- 0				
4- 8	0- 4	1- 0	AWAY	1- 2	0- 2	2- 0				
2- 3	0- 1	0- 1	NEUTRAL	0- 0	1- 1	1- 0				
8- 4	0- 1	0- 1	NON-CONFERENCE	2- 0	1- 2	5- 0				
5- 0	0- 0	0- 0	HOME	1- 0	1- 0	3- 0				
2- 2	0- 1	0- 0	AWAY	1- 0	0- 1	1- 0				
1- 2	0- 0	0- 1	NEUTRAL	0- 0	0- 1	1- 0				
7- 11	0- 7	3- 0	CONFERENCE	0- 3	2- 1	2- 0				
4- 4	0- 3	2- 0	HOME	0- 1	1- 0	1- 0				
2- 6	0- 3	1- 0	AWAY	0- 2	0- 1	1- 0				
1- 1	0- 1	0- 0	NEUTRAL	0- 0	1- 0	0- 0				

RPI	S	Opponent	Score	RPI	S	Opponent	Score	RPI	S	Opponent	Score	RPI	S	Opponent	Score
1	A	Notre Dame	61 89	29	N	Missouri	54 62	59	A	Maine	66 63	113	A	Northwestern	58 84
3	H	Louisville	51 73	36	A	North Carolina	85 69	61	H	FGCU	57 41	120	H	Marist	64 56
9	A	NC State	51 63	36	H	North Carolina	62 44	65	A	Georgia Tech	64 70	127	H	Pittsburgh	74 55
10	H	Syracuse	55 64	50	H	Clemson	63 59	73	H	Virginia Tech	57 64	127	N	Pittsburgh	86 64
18	H	Miami (FL)	50 58					96	A	Virginia	47 53	132	A	Boston College	90 92
20	A	Florida St.	62 66									133	N	Washington	64 71
20	N	Florida St.	41 51									151	A	Wake Forest	55 44
24	A	Oregon St.	57 71									151	H	Wake Forest	66 52
												185	A	Wisconsin	60 53
												190	H	East Carolina	83 66
												200	H	UNLV	66 38
												218	N	Ball St.	79 62
												226	H	Elon	81 64
LAST 12 Division I GAMES:															
127	N	Pittsburgh	86 64	151	A	Wake Forest	55 44								
20	N	Florida St.	41 51	1	A	Notre Dame	61 89								
29	N	Missouri	54 62	73	H	Virginia Tech	57 64								
218	N	Ball St.	79 62	96	A	Virginia	47 53								
36	H	North Carolina	62 44	36	A	North Carolina	85 69								
50	H	Clemson	63 59	127	H	Pittsburgh	74 55								

Non-Div I Games:

Duke

Average RPI Win:	209	WON-LOST	WINNING	LAST 10	STRENGTH OF	OPP. STRENGTH	TEAM	ADJ.	CONF.	ADJ CONF.
Average RPI Loss:	110	RECORD	PCT. RANK	GAMES	SCHEDULE	OF SCHEDULE	RPI	RPI	RPI	RPI
DIV. I ONLY	19- 13	123	1- 0	187	104	136	136	17	17	
DIV. I NON-CONF.	6- 7	172	0- 0	94	14	123	123	16	16	
TOTALS	RPI 1-25	RPI 26-50	W-L RECORDS	RPI 51-100	RPI 101-150	RPI 150+				
19- 13	0- 2	0- 1	OVERALL	2- 4	2- 1	15- 5				
9- 5	0- 1	0- 0	HOME	1- 0	1- 1	7- 3				
9- 5	0- 0	0- 1	AWAY	1- 3	1- 0	7- 1				
1- 3	0- 1	0- 0	NEUTRAL	0- 1	0- 0	1- 1				
6- 7	0- 2	0- 1	NON-CONFERENCE	1- 2	1- 1	4- 1				
3- 2	0- 1	0- 0	HOME	0- 0	0- 1	3- 0				
3- 3	0- 0	0- 1	AWAY	1- 2	1- 0	1- 0				
0- 2	0- 1	0- 0	NEUTRAL	0- 0	0- 0	0- 1				
13- 6	0- 0	0- 0	CONFERENCE	1- 2	1- 0	11- 4				
6- 3	0- 0	0- 0	HOME	1- 0	1- 0	4- 3				
6- 2	0- 0	0- 0	AWAY	0- 1	0- 0	6- 1				
1- 1	0- 0	0- 0	NEUTRAL	0- 1	0- 0	1- 0				

RPI 1-25				RPI 26-50				RPI 51-100				RPI 101+ Team's RPI: 136			
RPI	S	Opponent	Score	RPI	S	Opponent	Score	RPI	S	Opponent	Score	RPI	S	Opponent	Score
10	N	Syracuse	71 87	28	A	Texas	41 78	56	A	TCU	48 61	115	H	Dayton	85 57
15	H	UCF	63 71					75	A	Toledo	52 65	127	H	Pittsburgh	58 66
								77	A	Kent St.	77 72	147	A	Penn St.	64 58
								84	A	Fordham	46 57	154	H	Davidson	47 62
								84	N	Fordham	34 76	166	H	Temple	54 53
								91	H	VCU	71 68	181	H	Saint Louis	63 67
												181	N	Saint Louis	72 51
												186	N	Liberty	51 55
												204	A	Massachusetts	66 69
												208	A	Saint Francis (PA)	93 73
												220	A	George Washington	64 53
												220	H	George Washington	54 55
												224	H	Mt. St. Mary's	73 64
												227	A	George Mason	60 57
												236	A	Saint Joseph's	67 56
												236	H	Saint Joseph's	81 73
												243	H	ETSU	66 58
												258	A	Rhode Island	75 58
												258	H	Rhode Island	106 69
												261	A	St. Bonaventure	60 54
												261	H	St. Bonaventure	80 64
												272	H	Richmond	80 54
												284	A	La Salle	66 62
LAST 12 Division I GAMES:															
258	H	Rhode Island	106 69	236	A	Saint Joseph's	67 56								
181	N	Saint Louis	72 51	258	A	Rhode Island	75 58								
84	N	Fordham	34 76	181	H	Saint Louis	63 67								
261	H	St. Bonaventure	80 64	115	H	Dayton	85 57								
220	A	George Washington	64 53	204	A	Massachusetts	66 69								
91	H	VCU	71 68	84	A	Fordham	46 57								

Non-Div I Games:

Duquesne

■ Loss,
 ■ Non-Conf,
 ■ S Site,
 ■ Home
 ■ A Away
 N Neutral

Average RPI Win: 254	WON-LOST	WINNING	LAST 10	STRENGTH OF	OPP. STRENGTH	TEAM	ADJ.	CONF.	ADJ CONF.
Average RPI Loss: 131	RECORD	PCT. RANK	GAMES	SCHEDULE	OF SCHEDULE	RPI	RPI	RPI	RPI
DIV. I ONLY	10- 21	265	0- 1	105	231	243	243	28	28
DIV. I NON-CONF.	2- 14	319	0- 0	22	100	221	221	25	25
TOTALS	RPI 1-25	RPI 26-50	W-L RECORDS	RPI 51-100	RPI 101-150	RPI 150+			
10- 21	0- 1	0- 2	OVERALL	0- 5	1- 6	9- 7			
8- 5	0- 0	0- 0	HOME	0- 2	1- 2	7- 1			
2- 12	0- 0	0- 1	AWAY	0- 3	0- 3	2- 5			
0- 4	0- 1	0- 1	NEUTRAL	0- 0	0- 1	0- 1			
2- 14	0- 1	0- 2	NON-CONFERENCE	0- 5	1- 4	1- 2			
2- 4	0- 0	0- 0	HOME	0- 2	1- 1	1- 1			
0- 7	0- 0	0- 1	AWAY	0- 3	0- 2	0- 1			
0- 3	0- 1	0- 1	NEUTRAL	0- 0	0- 1	0- 0			
8- 7	0- 0	0- 0	CONFERENCE	0- 0	0- 2	8- 5			
6- 1	0- 0	0- 0	HOME	0- 0	0- 1	6- 0			
2- 5	0- 0	0- 0	AWAY	0- 0	0- 1	2- 4			
0- 1	0- 0	0- 0	NEUTRAL	0- 0	0- 0	0- 1			

RPI 1-25				RPI 26-50				RPI 51-100				RPI 101+ Team's RPI: 243			
RPI	S	Opponent	Score	RPI	S	Opponent	Score	RPI	S	Opponent	Score	RPI	S	Opponent	Score
19	N	South Carolina	55 101	27	N	Rutgers	44 68	58	A	Tennessee	61 80	105	N	Western Ky.	68 82
				41	A	Michigan St.	53 75	76	A	Cincinnati	64 77	109	H	Houston	77 84
								82	H	Troy	66 84	116	A	South Alabama	74 81
								87	A	Radford	64 79	131	A	Mercer	41 64
								99	H	High Point	65 73	131	H	Mercer	77 83
												135	H	Appalachian St.	95 64
												136	A	Duquesne	58 66
												170	A	Chattanooga	67 76
												170	H	Chattanooga	64 54
												182	A	UNC Asheville	55 56
												186	H	Liberty	86 89
												191	A	Furman	55 57
												191	H	Furman	75 70
												197	H	N.C. A&T	61 56
												257	A	Wofford	74 77
												257	H	Wofford	92 79
												257	N	Wofford	66 75
												289	A	Samford	58 79
												289	H	Samford	71 50
												308	A	UNC Greensboro	72 67
												308	H	UNC Greensboro	85 76
												342	A	Western Caro.	72 41
												342	H	Western Caro.	88 80
LAST 12 Division I GAMES:															
257	N	Wofford	66 75	131	H	Mercer	77 83								
27	N	Rutgers	44 68	191	A	Furman	55 57								
105	N	Western Ky.	68 82	257	A	Wofford	74 77								
308	A	UNC Greensboro	72 67	170	H	Chattanooga	64 54								
342	A	Western Caro.	72 41	342	H	Western Caro.	88 80								
289	H	Samford	71 50	308	H	UNC Greensboro	85 76								

Non-Div I Games:

ETSU

■ Loss,
 ■ Non-Conf,
 ■ S Site,
 ■ Home
 ■ Away
 N Neutral

East Carolina

Through Games Of March 11, 2019

Average RPI Win:	243	WON-LOST	WINNING	LAST 10	STRENGTH OF	OPP. STRENGTH	TEAM	ADJ.	CONF.	ADJ CONF.
Average RPI Loss:	118	RECORD	PCT. RANK	GAMES	SCHEDULE	OF SCHEDULE	RPI	RPI	RPI	RPI
DIV. I ONLY	16- 15	168	1- 0	236	115	190	190	9	9	
DIV. I NON-CONF.	9- 4	85	0- 0	307	281	187	187	8	8	
TOTALS	RPI 1-25	RPI 26-50	W-L RECORDS	RPI 51-100	RPI 101-150	RPI 150+				
16- 15	0- 3	0- 0	OVERALL	0- 2	0- 4	16- 6				
11- 5	0- 1	0- 0	HOME	0- 1	0- 2	11- 1				
2- 9	0- 1	0- 0	AWAY	0- 1	0- 2	2- 5				
3- 1	0- 1	0- 0	NEUTRAL	0- 0	0- 0	3- 0				
9- 4	0- 0	0- 0	NON-CONFERENCE	0- 1	0- 2	9- 1				
7- 1	0- 0	0- 0	HOME	0- 0	0- 1	7- 0				
0- 3	0- 0	0- 0	AWAY	0- 1	0- 1	0- 1				
2- 0	0- 0	0- 0	NEUTRAL	0- 0	0- 0	2- 0				
7- 11	0- 3	0- 0	CONFERENCE	0- 1	0- 2	7- 5				
4- 4	0- 1	0- 0	HOME	0- 1	0- 1	4- 1				
2- 6	0- 1	0- 0	AWAY	0- 0	0- 1	2- 4				
1- 1	0- 1	0- 0	NEUTRAL	0- 0	0- 0	1- 0				

RPI	S	Opponent	Score	RPI	S	Opponent	Score	RPI	S	Opponent	Score	RPI	S	Opponent	Score	Team's RPI: 190
6	A	UConn	55 118					76	H	Cincinnati	57 68	107	A	Charlotte	46 52	
6	N	UConn	65 92					79	A	Duke	66 83	109	A	Houston	52 63	
15	H	UCF	58 61									114	H	South Fla.	50 63	
												116	H	UNCW	68 71	
												151	H	Wake Forest	70 61	
												160	A	Tulsa	64 60	
												160	H	Tulsa	55 75	
												161	A	William & Mary	43 63	
												166	A	Temple	62 84	
												167	A	Tulane	57 68	
												167	H	Tulane	63 61	
												186	H	Liberty	66 63	
												210	H	UMES	84 69	
												219	H	Monmouth	73 67	
												230	A	SMU	64 54	
												230	H	SMU	67 61	
												230	N	SMU	50 48	
												232	A	Memphis	46 58	
												232	H	Memphis	68 59	
												256	A	Wichita St.	47 57	
												256	H	Wichita St.	78 56	
												297	H	Kennesaw St.	68 56	
												301	N	South Carolina St.	71 63	
												340	N	Longwood	61 52	
												341	H	Grand Canyon	59 47	
												343	H	USC Upstate	63 53	
LAST 12 Division I GAMES:																
230	N	SMU	50 48	109	A	Houston	52 63	230	A	SMU	64 54	301	N	South Carolina St.	71 63	
6	N	UConn	65 92	232	H	Memphis	68 59	6	A	UConn	55 118	340	N	Longwood	61 52	
230	H	SMU	67 61	167	H	Tulane	63 61	167	H	Tulane	63 61	341	H	Grand Canyon	59 47	
160	A	Tulsa	64 60	256	A	Wichita St.	47 57	256	A	Wichita St.	47 57	343	H	USC Upstate	63 53	
76	H	Cincinnati	57 68													
114	H	South Fla.	50 63													

Non-Div I Games:

East Carolina

Loss, Non-Conf, S Site, H Home A Away N Neutral

Average RPI Win:	247	WON-LOST	WINNING	LAST 10	STRENGTH OF	OPP. STRENGTH	TEAM	ADJ.	CONF.	ADJ CONF.
Average RPI Loss:	188	RECORD	PCT. RANK	GAMES	SCHEDULE	OF SCHEDULE	RPI	RPI	RPI	RPI
DIV. I ONLY	8- 18	271	0- 1	253	288	294	294	22	22	
DIV. I NON-CONF.	3- 5	227	0- 0	261	275	246	246	22	22	
TOTALS	RPI 1-25	RPI 26-50	W-L RECORDS	RPI 51-100	RPI 101-150	RPI 150+				
8- 18	0- 0	0- 1	OVERALL	0- 1	1- 7	7- 9				
6- 5	0- 0	0- 0	HOME	0- 0	1- 2	5- 3				
1- 13	0- 0	0- 1	AWAY	0- 1	0- 5	1- 6				
1- 0	0- 0	0- 0	NEUTRAL	0- 0	0- 0	1- 0				
3- 5	0- 0	0- 0	NON-CONFERENCE	0- 1	0- 3	3- 1				
2- 0	0- 0	0- 0	HOME	0- 0	0- 0	2- 0				
0- 5	0- 0	0- 0	AWAY	0- 1	0- 3	0- 1				
1- 0	0- 0	0- 0	NEUTRAL	0- 0	0- 0	1- 0				
5- 13	0- 0	0- 1	CONFERENCE	0- 0	1- 4	4- 8				
4- 5	0- 0	0- 0	HOME	0- 0	1- 2	3- 3				
1- 8	0- 0	0- 1	AWAY	0- 0	0- 2	1- 5				
0- 0	0- 0	0- 0	NEUTRAL	0- 0	0- 0	0- 0				

RPI 1-25			RPI 26-50			RPI 51-100			RPI 101+			Team's RPI: 294
RPI	S	Opponent	Score	RPI	S	Opponent	Score	RPI	S	Opponent	Score	
				43	A	Belmont	57 98	74	A	Butler	37 72	
										110	A	UT Martin 66 90
										110	H	UT Martin 77 71
										123	A	Northern Ill. 59 78
										129	H	Morehead St. 57 67
										148	A	Tennessee Tech 88 99
										148	H	Tennessee Tech 51 68
										149	A	Southern Ill. 59 73
										150	A	Bradley 64 67
										213	A	Jacksonville St. 49 78
										213	H	Jacksonville St. 52 49
										230	H	Indiana St. 63 39
										238	N	Western Ill. 64 62
										239	A	SIUE 62 78
										239	H	SIUE 56 65
										240	A	Southeast Mo. St. 57 72
										240	H	Southeast Mo. St. 54 80
										259	A	Austin Peay 67 57
										259	H	Austin Peay 60 73
										260	A	Murray St. 51 60
										260	H	Murray St. 75 67
										304	A	Tennessee St. 66 70
										310	A	Valparaiso 60 62
										333	H	Eastern Ky. 80 60
										334	H	Purdue Fort Wayne 72 63
LAST 12 Division I GAMES:												
				148	H	Tennessee Tech	51 68	259	A	Austin Peay	67 57	
				213	H	Jacksonville St.	52 49	260	A	Murray St.	51 60	
				304	A	Tennessee St.	66 70	129	H	Morehead St.	57 67	
				43	A	Belmont	57 98	333	H	Eastern Ky.	80 60	
				240	H	Southeast Mo. St.	54 80	240	A	Southeast Mo. St.	57 72	
				239	A	SIUE	62 78	110	A	UT Martin	66 90	

Non-Div I Games: Lincoln Christian 97 34 Eureka 104 48 Oakland City 102 43

Eastern Ill.

Average RPI Win:	0	WON-LOST	WINNING	LAST 10	STRENGTH OF	OPP. STRENGTH	TEAM	ADJ.	CONF.	ADJ CONF.
Average RPI Loss:	174	RECORD	PCT. RANK	GAMES	SCHEDULE	OF SCHEDULE	RPI	RPI	RPI	RPI
DIV. I ONLY	0- 27	351	0- 1	121	253	333	333	22	22	
DIV. I NON-CONF.	0- 9	336	0- 1	39	162	283	283	22	22	
TOTALS	RPI 1-25	RPI 26-50	W-L RECORDS	RPI 51-100	RPI 101-150	RPI 150+				
0- 27	0- 1	0- 4	OVERALL	0- 2	0- 5	0- 15				
0- 11	0- 0	0- 1	HOME	0- 0	0- 3	0- 7				
0- 14	0- 0	0- 3	AWAY	0- 1	0- 2	0- 8				
0- 2	0- 1	0- 0	NEUTRAL	0- 1	0- 0	0- 0				
0- 9	0- 1	0- 2	NON-CONFERENCE	0- 2	0- 0	0- 4				
0- 2	0- 0	0- 0	HOME	0- 0	0- 0	0- 2				
0- 5	0- 0	0- 2	AWAY	0- 1	0- 0	0- 2				
0- 2	0- 1	0- 0	NEUTRAL	0- 1	0- 0	0- 0				
0- 18	0- 0	0- 2	CONFERENCE	0- 0	0- 5	0- 11				
0- 9	0- 0	0- 1	HOME	0- 0	0- 3	0- 5				
0- 9	0- 0	0- 1	AWAY	0- 0	0- 2	0- 6				
0- 0	0- 0	0- 0	NEUTRAL	0- 0	0- 0	0- 0				

RPI S	Opponent	Score	RPI S	Opponent	Score	RPI S	Opponent	Score	RPI S	Opponent	Score	Team's RPI: 333
20 N	Florida St.	45 62	34 A	Ohio	60 100	81 A	West Virginia	29 78	110 H	UT Martin	61 87	
			43 A	Belmont	43 69	81 N	West Virginia	39 81	129 A	Morehead St.	52 68	
			43 H	Belmont	52 87				129 H	Morehead St.	61 64	
			48 A	Miami (OH)	44 60				148 A	Tennessee Tech	57 77	
									148 H	Tennessee Tech	68 81	
									164 A	Akron	54 63	
									181 H	Saint Louis	43 70	
									213 A	Jacksonville St.	64 69	
									213 H	Jacksonville St.	44 53	
									227 H	George Mason	75 91	
									239 A	SIUE	55 74	
									240 H	Southeast Mo. St.	42 52	
									259 A	Austin Peay	65 100	
									259 H	Austin Peay	60 80	
									260 A	Murray St.	63 81	
									260 H	Murray St.	63 76	
									262 A	Western Mich.	53 64	
									294 A	Eastern Ill.	60 80	
									304 A	Tennessee St.	38 60	
									304 H	Tennessee St.	31 57	
LAST 12 Division I GAMES:												
81 N	West Virginia	39 81	260 H	Murray St.	63 76							
129 H	Morehead St.	61 64	304 H	Tennessee St.	31 57							
259 H	Austin Peay	60 80	43 H	Belmont	52 87							
213 A	Jacksonville St.	64 69	239 A	SIUE	55 74							
148 A	Tennessee Tech	57 77	294 A	Eastern Ill.	60 80							
129 A	Morehead St.	52 68	148 H	Tennessee Tech	68 81							

Non-Div I Games: Brescia 70 41 Ky. Christian 90 35

Eastern Ky.

Loss, Non-Conf, S Site, H Home A Away N Neutral

Average RPI Win:	244	WON-LOST	WINNING	LAST 10	STRENGTH OF	OPP. STRENGTH	TEAM	ADJ.	CONF.	ADJ CONF.
Average RPI Loss:	100	RECORD	PCT. RANK	GAMES	SCHEDULE	OF SCHEDULE	RPI	RPI	RPI	RPI
DIV. I ONLY	13- 16	209	1- 0	198	107	193	193	8	8	
DIV. I NON-CONF.	6- 4	125	0- 0	344	249	262	262	9	9	
TOTALS	RPI 1-25	RPI 26-50	W-L RECORDS	RPI 51-100	RPI 101-150	RPI 150+				
13- 16	0- 1	0- 5	OVERALL	0- 5	1- 2	12- 3				
8- 5	0- 0	0- 2	HOME	0- 2	1- 1	7- 0				
5- 8	0- 0	0- 3	AWAY	0- 2	0- 1	5- 2				
0- 3	0- 1	0- 0	NEUTRAL	0- 1	0- 0	0- 1				
6- 4	0- 1	0- 0	NON-CONFERENCE	0- 1	1- 0	5- 2				
4- 0	0- 0	0- 0	HOME	0- 0	1- 0	3- 0				
2- 1	0- 0	0- 0	AWAY	0- 0	0- 0	2- 1				
0- 3	0- 1	0- 0	NEUTRAL	0- 1	0- 0	0- 1				
7- 12	0- 0	0- 5	CONFERENCE	0- 4	0- 2	7- 1				
4- 5	0- 0	0- 2	HOME	0- 2	0- 1	4- 0				
3- 7	0- 0	0- 3	AWAY	0- 2	0- 1	3- 1				
0- 0	0- 0	0- 0	NEUTRAL	0- 0	0- 0	0- 0				

RPI 1-25				RPI 26-50				RPI 51-100				RPI 101+				Team's RPI: 193	
RPI	S	Opponent	Score	RPI	S	Opponent	Score	RPI	S	Opponent	Score	RPI	S	Opponent	Score		
11	N	Iowa St.	59 85	26	A	Central Mich.	61 71	74	N	Butler	63 73	123	A	Northern Ill.	60 70		
				26	H	Central Mich.	60 87	75	A	Toledo	43 63	123	H	Northern Ill.	65 68		
				34	A	Ohio	44 85	75	H	Toledo	67 70	141	H	Illinois St.	50 41		
				38	H	Buffalo	84 91	77	A	Kent St.	64 71	164	A	Akron	61 59		
				48	A	Miami (OH)	58 63	77	H	Kent St.	54 67	164	A	Akron	72 60		
												164	H	Akron	67 60		
												212	H	Bowling Green	81 74		
												218	A	Ball St.	67 57		
												218	H	Ball St.	56 53		
												225	A	Illinois	66 72		
												262	A	Western Mich.	68 71		
												262	H	Western Mich.	64 61		
												280	H	Cleveland St.	69 63		
												308	N	UNC Greensboro	44 49		
												334	A	Purdue Fort Wayne	87 72		
												335	H	Detroit Mercy	60 53		
												339	H	UIC	52 38		
												340	A	Longwood	64 45		
LAST 12 Division I GAMES:																	
				164	A	Akron	61 59	164	H	Akron	67 60						
				218	A	Ball St.	67 57	218	H	Ball St.	56 53						
				75	H	Toledo	67 70	77	H	Kent St.	54 67						
				26	H	Central Mich.	60 87	75	A	Toledo	43 63						
				123	A	Northern Ill.	60 70	48	A	Miami (OH)	58 63						
				262	A	Western Mich.	68 71	123	H	Northern Ill.	65 68						

Non-Div I Games: Northwood 53 39

Eastern Mich.

■ Loss,
■ Non-Conf, S Site,
■ Home
■ Away
N Neutral

Average RPI Win:	223	WON-LOST	WINNING	LAST 10	STRENGTH OF	OPP. STRENGTH	TEAM	ADJ.	CONF.	ADJ CONF.
Average RPI Loss:	133	RECORD	PCT. RANK	GAMES	SCHEDULE	OF SCHEDULE	RPI	RPI	RPI	RPI
DIV. I ONLY	10- 19	259	1- 0	107	183	205	205	16	16	
DIV. I NON-CONF.	0- 8	336	0- 0	13	130	239	239	12	12	
TOTALS	RPI 1-25	RPI 26-50	W-L RECORDS	RPI 51-100	RPI 101-150	RPI 150+				
10- 19	0- 2	0- 2	OVERALL	0- 5	2- 5	8- 5				
3- 10	0- 1	0- 0	HOME	0- 3	0- 4	3- 2				
6- 7	0- 0	0- 2	AWAY	0- 2	2- 1	4- 2				
1- 2	0- 1	0- 0	NEUTRAL	0- 0	0- 0	1- 1				
0- 8	0- 2	0- 2	NON-CONFERENCE	0- 1	0- 1	0- 2				
0- 3	0- 1	0- 0	HOME	0- 1	0- 1	0- 0				
0- 3	0- 0	0- 2	AWAY	0- 0	0- 0	0- 1				
0- 2	0- 1	0- 0	NEUTRAL	0- 0	0- 0	0- 1				
10- 11	0- 0	0- 0	CONFERENCE	0- 4	2- 4	8- 3				
3- 7	0- 0	0- 0	HOME	0- 2	0- 3	3- 2				
6- 4	0- 0	0- 0	AWAY	0- 2	2- 1	4- 1				
1- 0	0- 0	0- 0	NEUTRAL	0- 0	0- 0	1- 0				

RPI 1-25				RPI 26-50				RPI 51-100				RPI 101+ Team's RPI: 205			
RPI	S	Opponent	Score	RPI	S	Opponent	Score	RPI	S	Opponent	Score	RPI	S	Opponent	Score
13	H	Gonzaga	51 63	32	A	BYU	65 80	85	A	Idaho	68 84	119	H	Fresno St.	58 68
24	N	Oregon St.	45 93	46	A	Boise St.	55 67	85	H	Idaho	74 75	122	A	Northern Colo.	76 72
								93	H	Utah	51 95	122	H	Northern Colo.	62 67
								95	A	Idaho St.	48 63	124	A	Portland St.	57 76
								95	H	Idaho St.	45 74	124	H	Portland St.	64 76
												146	A	Montana St.	89 87
												146	H	Montana St.	47 61
												152	N	UC Riverside	45 57
												183	A	Montana	68 62
												183	H	Montana	67 64
												217	A	Northern Ariz.	64 62
												217	H	Northern Ariz.	81 76
												263	A	Sacramento St.	71 62
												263	H	Sacramento St.	70 73
												268	A	Southern Utah	63 73
												268	H	Southern Utah	80 66
												313	A	Weber St.	64 58
												313	H	Weber St.	66 70
												313	N	Weber St.	81 74
												320	A	Cal Poly	55 59
LAST 12 Division I GAMES:															
313	N	Weber St.	81 74	268	H	Southern Utah	80 66	85	H	Idaho	74 75				
313	H	Weber St.	66 70					122	A	Northern Colo.	76 72				
95	H	Idaho St.	45 74					183	H	Montana	67 64				
124	A	Portland St.	57 76					146	H	Montana St.	47 61				
263	A	Sacramento St.	71 62					217	A	Northern Ariz.	64 62				
217	H	Northern Ariz.	81 76												

Non-Div I Games: Eastern Ore. 66 45

Eastern Wash.

■ Loss,
 ■ Non-Conf,
 ■ S Site,
 ■ Home
 ■ A Away
 N Neutral

Average RPI Win: 246	WON-LOST	WINNING	LAST 10	STRENGTH OF	OPP. STRENGTH	TEAM	ADJ.	CONF.	ADJ CONF.
Average RPI Loss: 108	RECORD	PCT. RANK	GAMES	SCHEDULE	OF SCHEDULE	RPI	RPI	RPI	RPI
DIV. I ONLY	8- 20	279	0- 1	92	131	226	226	10	10
DIV. I NON-CONF.	4- 6	212	0- 0	117	230	182	182	10	10
TOTALS	RPI 1-25	RPI 26-50	W-L RECORDS	RPI 51-100	RPI 101-150	RPI 150+			
8- 20	0- 2	0- 2	OVERALL	0- 3	0- 10	8- 3			
4- 10	0- 1	0- 2	HOME	0- 1	0- 5	4- 1			
4- 10	0- 1	0- 0	AWAY	0- 2	0- 5	4- 2			
0- 0	0- 0	0- 0	NEUTRAL	0- 0	0- 0	0- 0			
4- 6	0- 0	0- 2	NON-CONFERENCE	0- 1	0- 2	4- 1			
2- 3	0- 0	0- 2	HOME	0- 0	0- 1	2- 0			
2- 3	0- 0	0- 0	AWAY	0- 1	0- 1	2- 1			
0- 0	0- 0	0- 0	NEUTRAL	0- 0	0- 0	0- 0			
4- 14	0- 2	0- 0	CONFERENCE	0- 2	0- 8	4- 2			
2- 7	0- 1	0- 0	HOME	0- 1	0- 4	2- 1			
2- 7	0- 1	0- 0	AWAY	0- 1	0- 4	2- 1			
0- 0	0- 0	0- 0	NEUTRAL	0- 0	0- 0	0- 0			

RPI 1-25				RPI 26-50				RPI 51-100				RPI 101+ Team's RPI: 226			
RPI	S	Opponent	Score	RPI	S	Opponent	Score	RPI	S	Opponent	Score	RPI	S	Opponent	Score
25	A	James Madison	30 82	36	H	North Carolina	69 100	64	A	Drexel	45 68	102	A	Northeastern	71 79
25	H	James Madison	46 74	49	H	Auburn	44 96	64	H	Drexel	44 59	102	H	Northeastern	57 83
								79	A	Duke	64 81	116	A	UNCW	51 76
												116	H	UNCW	70 75
												120	H	Marist	57 61
												125	A	Towson	58 59
												125	H	Towson	50 59
												128	A	Delaware	59 71
												128	H	Delaware	63 74
												135	A	Appalachian St.	62 65
												154	H	Davidson	73 72
												161	A	William & Mary	60 65
												161	H	William & Mary	59 64
												196	A	Hampton	77 62
												197	H	N.C. A&T	73 64
												248	A	Hofstra	77 64
												248	H	Hofstra	55 52
												296	A	Col. of Charleston	72 52
												296	H	Col. of Charleston	76 68
												299	A	Winthrop	57 58
												336	A	N.C. Central	83 54
LAST 12 Division I GAMES:															
102	H	Northeastern	57 83	161	H	William & Mary	59 64								
248	H	Hofstra	55 52	296	A	Col. of Charleston	72 52								
64	A	Drexel	45 68	116	A	UNCW	51 76								
128	A	Delaware	59 71	128	H	Delaware	63 74								
125	H	Towson	50 59	64	H	Drexel	44 59								
25	H	James Madison	46 74	25	A	James Madison	30 82								

Non-Div I Games: Chowan 88 74

Elon

■ Loss,
 ■ Non-Conf,
 ■ S Site,
 ■ H Home
 ■ A Away
 N Neutral

Average RPI Win:	287	WON-LOST	WINNING	LAST 10	STRENGTH OF	OPP. STRENGTH	TEAM	ADJ.	CONF.	ADJ CONF.
Average RPI Loss:	173	RECORD	PCT. RANK	GAMES	SCHEDULE	OF SCHEDULE	RPI	RPI	RPI	RPI
DIV. I ONLY	4- 25	339	0- 1	244	234	329	329	13	13	
DIV. I NON-CONF.	2- 9	297	0- 0	329	337	345	345	15	15	
TOTALS	RPI 1-25	RPI 26-50	W-L RECORDS	RPI 51-100	RPI 101-150	RPI 150+				
4- 25	0- 2	0- 0	OVERALL	0- 4	0- 8	4- 11				
2- 12	0- 1	0- 0	HOME	0- 2	0- 3	2- 6				
2- 13	0- 1	0- 0	AWAY	0- 2	0- 5	2- 5				
0- 0	0- 0	0- 0	NEUTRAL	0- 0	0- 0	0- 0				
2- 9	0- 0	0- 0	NON-CONFERENCE	0- 0	0- 2	2- 7				
1- 4	0- 0	0- 0	HOME	0- 0	0- 0	1- 4				
1- 5	0- 0	0- 0	AWAY	0- 0	0- 2	1- 3				
0- 0	0- 0	0- 0	NEUTRAL	0- 0	0- 0	0- 0				
2- 16	0- 2	0- 0	CONFERENCE	0- 4	0- 6	2- 4				
1- 8	0- 1	0- 0	HOME	0- 2	0- 3	1- 2				
1- 8	0- 1	0- 0	AWAY	0- 2	0- 3	1- 2				
0- 0	0- 0	0- 0	NEUTRAL	0- 0	0- 0	0- 0				

RPI 1-25				RPI 26-50				RPI 51-100				RPI 101+				Team's RPI: 329	
RPI	S	Opponent	Score	RPI	S	Opponent	Score	RPI	S	Opponent	Score	RPI	S	Opponent	Score		
16	A	Drake	39 66					70	A	Missouri St.	66 88	115	A	Dayton	30 69		
16	H	Drake	47 78					70	H	Missouri St.	46 88	129	A	Morehead St.	63 85		
								90	A	UNI	46 95	141	A	Illinois St.	59 82		
								90	H	UNI	46 74	141	H	Illinois St.	61 72		
												149	A	Southern Ill.	47 67		
												149	H	Southern Ill.	60 80		
												150	A	Bradley	63 81		
												150	H	Bradley	68 75		
												185	A	Wisconsin	60 96		
												201	A	Marshall	65 72		
												230	A	Indiana St.	59 56		
												230	H	Indiana St.	69 76		
												239	H	SIUE	45 54		
												240	H	Southeast Mo. St.	50 54		
												254	A	Loyola Chicago	56 61		
												254	H	Loyola Chicago	51 71		
												259	H	Austin Peay	56 52		
												260	A	Murray St.	53 81		
												310	A	Valparaiso	49 93		
												310	H	Valparaiso	77 65		
												334	H	Purdue Fort Wayne	66 72		
												339	H	UIC	54 62		
												349	A	Chicago St.	67 58		
LAST 12 Division I GAMES:																	
149	H	Southern Ill.	60 80	310	H	Valparaiso	77 65										
70	H	Missouri St.	46 88	150	A	Bradley	63 81										
230	A	Indiana St.	59 56	141	A	Illinois St.	59 82										
90	A	UNI	46 95	230	H	Indiana St.	69 76										
16	A	Drake	39 66	16	H	Drake	47 78										
254	H	Loyola Chicago	51 71	90	H	UNI	46 74										

Non-Div I Games:

Evansville

Average RPI Win: 238		WON-LOST	WINNING	LAST 10	STRENGTH OF		OPP. STRENGTH	TEAM	ADJ.	CONF.	ADJ CONF.
Average RPI Loss: 54		RECORD	PCT. RANK	GAMES	SCHEDULE		OF SCHEDULE	RPI	RPI	RPI	RPI
DIV. I ONLY		24- 4	14	1- 0	224		239	61	61	24	24
DIV. I NON-CONF.		7- 4	108	0- 0	73		96	70	70	26	26
TOTALS		RPI 1-25	RPI 26-50		W-L RECORDS		RPI 51-100	RPI 101-150		RPI 150+	
24- 4		0- 1	0- 1		OVERALL		1- 1	2- 1		21- 0	
13- 1		0- 0	0- 0		HOME		0- 0	2- 1		11- 0	
10- 2		0- 0	0- 1		AWAY		0- 1	0- 0		10- 0	
1- 1		0- 1	0- 0		NEUTRAL		1- 0	0- 0		0- 0	
7- 4		0- 1	0- 1		NON-CONFERENCE		1- 1	2- 1		4- 0	
4- 1		0- 0	0- 0		HOME		0- 0	2- 1		2- 0	
2- 2		0- 0	0- 1		AWAY		0- 1	0- 0		2- 0	
1- 1		0- 1	0- 0		NEUTRAL		1- 0	0- 0		0- 0	
17- 0		0- 0	0- 0		CONFERENCE		0- 0	0- 0		17- 0	
9- 0		0- 0	0- 0		HOME		0- 0	0- 0		9- 0	
8- 0		0- 0	0- 0		AWAY		0- 0	0- 0		8- 0	
0- 0		0- 0	0- 0		NEUTRAL		0- 0	0- 0		0- 0	

RPI 1-25				RPI 26-50				RPI 51-100				Team's RPI: 61		RPI 101+			
RPI	S	Opponent	Score	RPI	S	Opponent	Score	RPI	S	Opponent	Score			RPI	S	Opponent	Score
4	N	Stanford	65 88	30	A	South Dakota St.	62 80	78	N	American	90 71			103	H	UAB	60 62
								79	A	Duke	41 57			109	H	Houston	76 71
														144	H	Abilene Christian	81 65
														186	A	Liberty	65 64
														186	H	Liberty	68 50
														198	A	North Ala.	68 52
														198	H	North Ala.	76 51
														199	A	Hawaii	73 67
														208	A	Saint Francis (PA)	83 69
														209	A	Stetson	73 40
														209	H	Stetson	61 42
														233	A	North Florida	105 66
														233	H	North Florida	80 48
														234	A	Jacksonville	68 62
														234	H	Jacksonville	82 58
														297	A	Kennesaw St.	69 46
														297	H	Kennesaw St.	79 48
														314	H	Coppin St.	93 61
														321	H	FIU	100 58
														323	A	NJIT	67 35
														323	H	NJIT	58 45
														323	H	NJIT	61 42
														330	A	Lipscomb	80 46
														330	H	Lipscomb	82 40
LAST 12 Division I GAMES:																	
				323	H	NJIT	58 45					323	H	NJIT	61 42		
				209	H	Stetson	61 42					186	A	Liberty	65 64		
				234	A	Jacksonville	68 62					198	H	North Ala.	76 51		
				297	H	Kennesaw St.	79 48					234	H	Jacksonville	82 58		
				330	A	Lipscomb	80 46					323	A	NJIT	67 35		
				209	A	Stetson	73 40					233	H	North Florida	80 48		

Non-Div I Games: Fla. Memorial 99 68 Johnson & Wales (FI109 64

FGCU

■ Loss,
 ■ Non-Conf,
 ■ S Site,
 ■ H Home
 ■ A Away
 N Neutral

Average RPI Win:	323	WON-LOST	WINNING	LAST 10	STRENGTH OF	OPP. STRENGTH	TEAM	ADJ.	CONF.	ADJ CONF.
Average RPI Loss:	156	RECORD	PCT. RANK	GAMES	SCHEDULE	OF SCHEDULE	RPI	RPI	RPI	RPI
DIV. I ONLY	5- 23	328	0- 1	163	251	321	321	14	14	
DIV. I NON-CONF.	3- 9	271	0- 1	164	346	313	313	17	17	
TOTALS	RPI 1-25	RPI 26-50	W-L RECORDS	RPI 51-100	RPI 101-150	RPI 150+				
5- 23	0- 1	0- 1	OVERALL	0- 3	0- 6	5- 12				
5- 12	0- 1	0- 0	HOME	0- 1	0- 5	5- 5				
0- 11	0- 0	0- 1	AWAY	0- 2	0- 1	0- 7				
0- 0	0- 0	0- 0	NEUTRAL	0- 0	0- 0	0- 0				
3- 9	0- 1	0- 0	NON-CONFERENCE	0- 1	0- 2	3- 5				
3- 6	0- 1	0- 0	HOME	0- 0	0- 2	3- 3				
0- 3	0- 0	0- 0	AWAY	0- 1	0- 0	0- 2				
0- 0	0- 0	0- 0	NEUTRAL	0- 0	0- 0	0- 0				
2- 14	0- 0	0- 1	CONFERENCE	0- 2	0- 4	2- 7				
2- 6	0- 0	0- 0	HOME	0- 1	0- 3	2- 2				
0- 8	0- 0	0- 1	AWAY	0- 1	0- 1	0- 5				
0- 0	0- 0	0- 0	NEUTRAL	0- 0	0- 0	0- 0				

RPI 1-25				RPI 26-50				RPI 51-100				RPI 101+				Team's RPI: 321	
RPI	S	Opponent	Score	RPI	S	Opponent	Score	RPI	S	Opponent	Score	RPI	S	Opponent	Score		
18	H	Miami (FL)	43 94	35	A	Rice	44 76	61	A	FGCU	58 100	103	H	UAB	59 83		
								69	H	Middle Tenn.	43 49	105	H	Western Ky.	82 94		
								100	A	Old Dominion	68 95	107	A	Charlotte	54 69		
												107	H	Charlotte	53 62		
												116	H	South Alabama	77 84		
												139	H	Georgia St.	61 67		
												168	A	Louisiana Tech	72 90		
												184	A	Southern Miss.	57 71		
												187	A	North Texas	50 75		
												201	A	Marshall	42 87		
												201	H	Marshall	58 86		
												207	H	Campbell	54 59		
												223	A	Bethune-Cookman	57 68		
												228	H	Howard	62 89		
												233	A	North Florida	53 62		
												234	H	Jacksonville	62 73		
												267	H	UTEP	55 60		
												303	H	UTSA	51 40		
												306	A	Fla. Atlantic	55 77		
												306	H	Fla. Atlantic	56 49		
												311	H	Morgan St.	59 50		
												346	H	Florida A&M	77 54		
												350	H	Alcorn	75 40		
LAST 12 Division I GAMES:																	
116	H	South Alabama	77 84	35	A	Rice	44 76										
207	H	Campbell	54 59	267	H	UTEP	55 60										
201	A	Marshall	42 87	303	H	UTSA	51 40										
107	H	Charlotte	53 62	168	A	Louisiana Tech	72 90										
306	H	Fla. Atlantic	56 49	184	A	Southern Miss.	57 71										
187	A	North Texas	50 75	306	A	Fla. Atlantic	55 77										

Non-Div I Games: Palm Beach Atl. 63 66

FIU

Loss, Non-Conf, S Site, H Home A Away N Neutral

Fairfield

Through Games Of March 11, 2019

Average RPI Win:	303	WON-LOST	WINNING	LAST 10	STRENGTH OF	OPP. STRENGTH	TEAM	ADJ.	CONF.	ADJ CONF.
Average RPI Loss:	175	RECORD	PCT. RANK	GAMES	SCHEDULE	OF SCHEDULE	RPI	RPI	RPI	RPI
DIV. I ONLY	11- 20	255	1- 1	279	292	283	283	26	26	
DIV. I NON-CONF.	3- 8	267	0- 0	297	306	315	315	27	27	
TOTALS	RPI 1-25	RPI 26-50	W-L RECORDS	RPI 51-100	RPI 101-150	RPI 150+				
11- 20	0- 0	0- 4	OVERALL	0- 0	0- 3	11- 13				
5- 7	0- 0	0- 1	HOME	0- 0	0- 2	5- 4				
4- 9	0- 0	0- 1	AWAY	0- 0	0- 1	4- 7				
2- 4	0- 0	0- 2	NEUTRAL	0- 0	0- 0	2- 2				
3- 8	0- 0	0- 1	NON-CONFERENCE	0- 0	0- 1	3- 6				
1- 2	0- 0	0- 0	HOME	0- 0	0- 1	1- 1				
1- 3	0- 0	0- 0	AWAY	0- 0	0- 0	1- 3				
1- 3	0- 0	0- 1	NEUTRAL	0- 0	0- 0	1- 2				
8- 12	0- 0	0- 3	CONFERENCE	0- 0	0- 2	8- 7				
4- 5	0- 0	0- 1	HOME	0- 0	0- 1	4- 3				
3- 6	0- 0	0- 1	AWAY	0- 0	0- 1	3- 4				
1- 1	0- 0	0- 1	NEUTRAL	0- 0	0- 0	1- 0				

RPI S	Opponent	Score	RPI S	Opponent	Score	RPI S	Opponent	Score	RPI S	Opponent	Score	Team's RPI: 283
39	A Quinnipiac	36 81	39	H Quinnipiac	40 48		102	H Northeastern	50 59			
39	N Quinnipiac	48 63	39	N Quinnipiac	48 63		120	A Marist	44 85			
42	N Bucknell	54 77	42	N Bucknell	54 77		120	H Marist	46 56			
							161	H William & Mary	54 60			
							171	A Rider	59 62			
							171	H Rider	53 60			
							191	N Furman	70 77			
							204	N Massachusetts	49 59			
							211	A Dartmouth	46 59			
							214	A Xavier	35 48			
							219	H Monmouth	63 73			
							264	A Manhattan	41 47			
							271	A Niagara	68 71			
							271	H Niagara	55 54			
							271	N Niagara	74 69			
							272	A Richmond	58 40			
							274	A Siena	66 40			
							274	H Siena	59 55			
							281	A Brown	49 68			
							288	A Canisius	50 53			
							288	H Canisius	72 65			
							324	A Iona	55 42			
							324	H Iona	67 56			
							339	N UIC	68 60			
							347	A Saint Peter's	69 61			
							347	H Saint Peter's	65 68			
LAST 12 Division I GAMES:												
271	N Niagara	74 69	39	H Quinnipiac	40 48							
39	N Quinnipiac	48 63	274	A Siena	66 40							
171	H Rider	53 60	271	H Niagara	55 54							
324	H Iona	67 56	288	H Canisius	72 65							
347	A Saint Peter's	69 61	219	H Monmouth	63 73							
120	A Marist	44 85	264	A Manhattan	41 47							

Non-Div I Games:

Fairfield

■ Loss,
 ■ Non-Conf,
 ■ S Site,
 ■ Home
 ■ A Away
 N Neutral

RPI	S	Opponent	Score
351	H	LIU Brooklyn	71 43

F
a
i
r
f
i
e
l
d

F
a
i
r
f
i
e
l
d

Fairfield

Through Games Of March 17, 2019										
Average RPI Win:	329	WON-LOST	WINNING	LAST 10	STRENGTH OF	OPP. STRENGTH	TEAM	ADJ.	CONF.	ADJ CONF.
Average RPI Loss:	241	RECORD	PCT. RANK	GAMES	SCHEDULE	OF SCHEDULE	RPI	RPI	RPI	RPI
DIV. I ONLY	6- 22	311	0- 1	337	351	344	344	30	30	
DIV. I NON-CONF.	1- 8	322	0- 0	338	349	351	351	31	31	
TOTALS	RPI 1-25	RPI 26-50	W-L RECORDS	RPI 51-100	RPI 101-150	RPI 150+				
6- 22	0- 0	0- 0	OVERALL	0- 0	0- 1	6- 21				
4- 8	0- 0	0- 0	HOME	0- 0	0- 0	4- 8				
2- 14	0- 0	0- 0	AWAY	0- 0	0- 1	2- 13				
0- 0	0- 0	0- 0	NEUTRAL	0- 0	0- 0	0- 0				
1- 8	0- 0	0- 0	NON-CONFERENCE	0- 0	0- 1	1- 7				
1- 2	0- 0	0- 0	HOME	0- 0	0- 0	1- 2				
0- 6	0- 0	0- 0	AWAY	0- 0	0- 1	0- 5				
0- 0	0- 0	0- 0	NEUTRAL	0- 0	0- 0	0- 0				
5- 14	0- 0	0- 0	CONFERENCE	0- 0	0- 0	5- 14				
3- 6	0- 0	0- 0	HOME	0- 0	0- 0	3- 6				
2- 8	0- 0	0- 0	AWAY	0- 0	0- 0	2- 8				
0- 0	0- 0	0- 0	NEUTRAL	0- 0	0- 0	0- 0				

RPI 1-25				RPI 26-50				RPI 51-100				RPI 101+ Team's RPI: 344			
RPI	S	Opponent	Score	RPI	S	Opponent	Score	RPI	S	Opponent	Score	RPI	S	Opponent	Score
												138	A	Stony Brook	49 63
												177	A	Robert Morris	38 64
												177	A	Robert Morris	49 71
												177	H	Robert Morris	43 63
												180	A	Sacred Heart	62 68
												180	H	Sacred Heart	63 82
												208	A	Saint Francis (PA)	64 75
												208	H	Saint Francis (PA)	65 77
												224	A	Mt. St. Mary's	57 62
												224	H	Mt. St. Mary's	47 63
												228	H	Howard	58 79
												246	A	Colgate	52 71
												247	A	St. Francis Brooklyn	61 73
												247	H	St. Francis Brooklyn	53 64
												251	A	Binghamton	54 73
												291	A	Army West Point	40 62
												293	A	Bryant	48 68
												293	H	Bryant	63 53
												295	A	Air Force	37 85
												317	H	Lafayette	57 63
												318	A	Wagner	59 71
												318	H	Wagner	44 60
												323	H	NJIT	64 43
												327	A	Central Conn. St.	66 63
												327	H	Central Conn. St.	74 67
												347	A	Saint Peter's	58 75
LAST 12 Division I GAMES:															
				177	A	Robert Morris	38 64	293	A	Bryant	48 68				
				351	H	LIU Brooklyn	68 49	208	H	Saint Francis (PA)	65 77				
				327	A	Central Conn. St.	66 63	180	A	Sacred Heart	62 68				
				224	A	Mt. St. Mary's	57 62	247	A	St. Francis Brooklyn	61 73				
				180	H	Sacred Heart	63 82	177	H	Robert Morris	43 63				
				318	H	Wagner	44 60	293	H	Bryant	63 53				

Non-Div I Games:	Georgian Court	70	45	Rutgers-Newark	97	51
------------------	----------------	----	----	----------------	----	----

Fairleigh Dickinson

■ Loss, ■ Non-Conf, S Site, H Home A Away N Neutral

RPI	S	Opponent	Score
351	A	LIU Brooklyn	69 52
351	H	LIU Brooklyn	68 49

F
a
i
r
l
e
i
g
h
D
i
c
k
i
n
s
o
n

F
a
i
r
l
e
i
g
h
D
i
c
k
i
n
s
o
n

Fairleigh Dickinson

Average RPI Win:	297	WON-LOST	WINNING	LAST 10	STRENGTH OF	OPP. STRENGTH	TEAM	ADJ.	CONF.	ADJ CONF.
Average RPI Loss:	151	RECORD	PCT. RANK	GAMES	SCHEDULE	OF SCHEDULE	RPI	RPI	RPI	RPI
DIV. I ONLY	5- 24	329	0- 1	139	201	306	306	14	14	
DIV. I NON-CONF.	3- 10	278	0- 1	168	308	288	288	17	17	
TOTALS	RPI 1-25	RPI 26-50	W-L RECORDS	RPI 51-100	RPI 101-150	RPI 150+				
5- 24	0- 0	0- 2	OVERALL	0- 5	0- 5	5- 12				
4- 12	0- 0	0- 0	HOME	0- 2	0- 4	4- 6				
1- 12	0- 0	0- 2	AWAY	0- 3	0- 1	1- 6				
0- 0	0- 0	0- 0	NEUTRAL	0- 0	0- 0	0- 0				
3- 10	0- 0	0- 1	NON-CONFERENCE	0- 1	0- 2	3- 6				
2- 6	0- 0	0- 0	HOME	0- 0	0- 2	2- 4				
1- 4	0- 0	0- 1	AWAY	0- 1	0- 0	1- 2				
0- 0	0- 0	0- 0	NEUTRAL	0- 0	0- 0	0- 0				
2- 14	0- 0	0- 1	CONFERENCE	0- 4	0- 3	2- 6				
2- 6	0- 0	0- 0	HOME	0- 2	0- 2	2- 2				
0- 8	0- 0	0- 1	AWAY	0- 2	0- 1	0- 4				
0- 0	0- 0	0- 0	NEUTRAL	0- 0	0- 0	0- 0				

RPI S	Opponent	Score	RPI S	Opponent	Score	RPI S	Opponent	Score	RPI S	Opponent	Score	Team's RPI: 306
35	A Rice	63	41	A Michigan St.	89	69	A Middle Tenn.	74	103	H UAB	89	
						69	H Middle Tenn.	74	105	H Western Ky.	81	
						72	A Little Rock	61	107	A Charlotte	68	
						100	A Old Dominion	87	139	H Georgia St.	75	
						100	H Old Dominion	68	150	H Bradley	80	
									167	A Tulane	88	
									168	A Louisiana Tech	86	
									181	H Saint Louis	93	
									184	A Southern Miss.	67	
									187	A North Texas	82	
									191	A Furman	73	
									196	H Hampton	72	
									197	H N.C. A&T	67	
									201	H Marshall	72	
									262	H Western Mich.	69	
									267	H UTEP	70	
									272	H Richmond	55	
									274	A Siena	66	
									303	H UTSA	70	
									317	H Lafayette	49	
									321	A FIU	56	
									321	H FIU	55	
LAST 12 Division I GAMES:												
181	H Saint Louis	61	93	187	A North Texas	62	82	303	H UTSA	86	70	
150	H Bradley	59	80	267	H UTEP	44	70	184	A Southern Miss.	45	67	
100	H Old Dominion	64	68	168	A Louisiana Tech	55	86	321	H FIU	77	55	
69	A Middle Tenn.	48	74									
321	A FIU	49	56									
35	A Rice	35	63									

Non-Div I Games:

Fla. Atlantic

Average RPI Win:	204	WON-LOST	WINNING	LAST 10	STRENGTH OF	OPP. STRENGTH	TEAM	ADJ.	CONF.	ADJ CONF.
Average RPI Loss:	89	RECORD	PCT. RANK	GAMES	SCHEDULE	OF SCHEDULE	RPI	RPI	RPI	RPI
DIV. I ONLY	8- 23	297	0- 1	61	69	216	216	5	5	
DIV. I NON-CONF.	4- 9	252	0- 0	130	191	253	253	5	5	
TOTALS	RPI 1-25	RPI 26-50	W-L RECORDS	RPI 51-100	RPI 101-150	RPI 150+				
8- 23	0- 6	1- 3	OVERALL	0- 4	1- 6	6- 4				
6- 9	0- 3	1- 1	HOME	0- 1	1- 3	4- 1				
1- 12	0- 3	0- 1	AWAY	0- 2	0- 3	1- 3				
1- 2	0- 0	0- 1	NEUTRAL	0- 1	0- 0	1- 0				
4- 9	0- 1	0- 1	NON-CONFERENCE	0- 1	1- 4	3- 2				
4- 3	0- 0	0- 0	HOME	0- 0	1- 2	3- 1				
0- 5	0- 1	0- 1	AWAY	0- 0	0- 2	0- 1				
0- 1	0- 0	0- 0	NEUTRAL	0- 1	0- 0	0- 0				
4- 14	0- 5	1- 2	CONFERENCE	0- 3	0- 2	3- 2				
2- 6	0- 3	1- 1	HOME	0- 1	0- 1	1- 0				
1- 7	0- 2	0- 0	AWAY	0- 2	0- 1	1- 2				
1- 1	0- 0	0- 1	NEUTRAL	0- 0	0- 0	1- 0				

RPI	S	Opponent	Score	RPI	S	Opponent	Score	RPI	S	Opponent	Score	RPI	S	Opponent	Score	Team's RPI: 216
8	H	Mississippi St.	42 90	29	H	Missouri	58 56	58	A	Tennessee	50 67	101	A	Ohio St.	41 46	
17	H	Texas A&M	62 80	29	N	Missouri	56 87	66	H	Arkansas	73 83	102	H	Northeastern	66 79	
19	A	South Carolina	40 71	45	A	Indiana	64 83	86	A	LSU	51 69	111	A	Georgia	58 93	
19	H	South Carolina	77 96	49	H	Auburn	56 64	93	N	Utah	58 74	111	H	Georgia	57 69	
20	A	Florida St.	56 63									113	H	Northwestern	74 83	
21	A	Kentucky	51 62									131	A	Mercer	82 92	
												142	H	Texas Tech	72 67	
												158	A	Alabama	67 74	
												158	H	Alabama	57 55	
												200	A	UNLV	53 56	
												206	A	Vanderbilt	78 66	
												223	H	Bethune-Cookman	64 53	
												237	A	Ole Miss	66 76	
												237	N	Ole Miss	64 57	
												244	H	Gardner-Webb	58 60	
												292	H	Charleston So.	70 60	
												346	H	Florida A&M	62 38	
LAST 12 Division I GAMES:																
		29	N	Missouri	56	87	86	A	LSU	51	69					
		237	N	Ole Miss	64	57	19	H	South Carolina	77	96					
		200	A	UNLV	53	56	111	A	Georgia	58	93					
		206	A	Vanderbilt	78	66	158	H	Alabama	57	55					
		111	H	Georgia	57	69	21	A	Kentucky	51	62					
		17	H	Texas A&M	62	80	58	A	Tennessee	50	67					

Non-Div I Games:

Florida

Average RPI Win:	243	WON-LOST	WINNING	LAST 10	STRENGTH OF	OPP. STRENGTH	TEAM	ADJ.	CONF.	ADJ CONF.
Average RPI Loss:	237	RECORD	PCT. RANK	GAMES	SCHEDULE	OF SCHEDULE	RPI	RPI	RPI	RPI
DIV. I ONLY	3- 25	343	0- 1	305	345	346	346	32	32	
DIV. I NON-CONF.	1- 10	329	0- 0	264	176	340	340	32	32	
TOTALS	RPI 1-25	RPI 26-50	W-L RECORDS	RPI 51-100	RPI 101-150	RPI 150+				
3- 25	0- 1	1- 0	OVERALL	0- 1	0- 0	2- 23				
2- 8	0- 0	1- 0	HOME	0- 0	0- 0	1- 8				
1- 13	0- 1	0- 0	AWAY	0- 1	0- 0	1- 11				
0- 4	0- 0	0- 0	NEUTRAL	0- 0	0- 0	0- 4				
1- 10	0- 1	1- 0	NON-CONFERENCE	0- 1	0- 0	0- 8				
1- 1	0- 0	1- 0	HOME	0- 0	0- 0	0- 1				
0- 6	0- 1	0- 0	AWAY	0- 1	0- 0	0- 4				
0- 3	0- 0	0- 0	NEUTRAL	0- 0	0- 0	0- 3				
2- 15	0- 0	0- 0	CONFERENCE	0- 0	0- 0	2- 15				
1- 7	0- 0	0- 0	HOME	0- 0	0- 0	1- 7				
1- 7	0- 0	0- 0	AWAY	0- 0	0- 0	1- 7				
0- 1	0- 0	0- 0	NEUTRAL	0- 0	0- 0	0- 1				

RPI S	Opponent	Score	RPI S	Opponent	Score	RPI S	Opponent	Score	RPI S	Opponent	Score	Team's RPI: 346
18 A	Miami (FL)	54 103	48 H	Miami (OH)	57 56	58 A	Tennessee	31 96	167 N	Tulane	34 78	
									197 A	N.C. A&T	53 77	
									197 H	N.C. A&T	48 56	
									209 A	Stetson	44 69	
									210 H	UMES	36 68	
									213 H	Jacksonville St.	31 62	
									216 A	Florida	38 62	
									223 A	Bethune-Cookman	60 70	
									223 H	Bethune-Cookman	50 52	
									228 A	Howard	68 74	
									228 H	Howard	59 81	
									228 N	Howard	53 59	
									233 A	North Florida	53 64	
									262 N	Western Mich.	50 69	
									277 A	Norfolk St.	58 60	
									277 H	Norfolk St.	45 69	
									301 A	South Carolina St.	48 61	
									311 A	Morgan St.	71 75	
									314 A	Coppin St.	53 73	
									321 A	FIU	54 77	
									325 N	Omaha	50 57	
									336 H	N.C. Central	57 64	
									337 H	Delaware St.	57 52	
									345 A	Savannah St.	60 55	
									345 H	Savannah St.	50 54	
LAST 12 Division I GAMES:												
228 N	Howard	53 59	345 A	Savannah St.	60 55							
325 N	Omaha	50 57	277 H	Norfolk St.	45 69							
223 A	Bethune-Cookman	60 70	228 H	Howard	59 81							
197 A	N.C. A&T	53 77	336 H	N.C. Central	57 64							
223 H	Bethune-Cookman	50 52	197 H	N.C. A&T	48 56							
301 A	South Carolina St.	48 61	311 A	Morgan St.	71 75							

Non-Div I Games: Edward Waters 70 64

Florida A&M

■ Loss,
 ■ Non-Conf, S Site,
 ■ Home
 ■ Away
 N Neutral

Average RPI Win:	121	WON-LOST	WINNING	LAST 10	STRENGTH OF	OPP. STRENGTH	TEAM	ADJ.	CONF.	ADJ CONF.
Average RPI Loss:	28	RECORD	PCT. RANK	GAMES	SCHEDULE	OF SCHEDULE	RPI	RPI	RPI	RPI
DIV. I ONLY	23- 8	51	0- 1	33	11	20	20	1	1	
DIV. I NON-CONF.	12- 1	11	0- 0	144	80	29	29	1	1	
TOTALS	RPI 1-25	RPI 26-50	W-L RECORDS	RPI 51-100	RPI 101-150	RPI 150+				
23- 8	3- 5	1- 2	OVERALL	7- 1	6- 0	6- 0				
12- 4	2- 2	0- 1	HOME	3- 1	3- 0	4- 0				
8- 3	0- 2	1- 1	AWAY	3- 0	3- 0	1- 0				
3- 1	1- 1	0- 0	NEUTRAL	1- 0	0- 0	1- 0				
12- 1	1- 0	0- 0	NON-CONFERENCE	2- 1	4- 0	5- 0				
7- 1	0- 0	0- 0	HOME	2- 1	2- 0	3- 0				
3- 0	0- 0	0- 0	AWAY	0- 0	2- 0	1- 0				
2- 0	1- 0	0- 0	NEUTRAL	0- 0	0- 0	1- 0				
11- 7	2- 5	1- 2	CONFERENCE	5- 0	2- 0	1- 0				
5- 3	2- 2	0- 1	HOME	1- 0	1- 0	1- 0				
5- 3	0- 2	1- 1	AWAY	3- 0	1- 0	0- 0				
1- 1	0- 1	0- 0	NEUTRAL	1- 0	0- 0	0- 0				

RPI	S	Opponent	Score	RPI	S	Opponent	Score	RPI	S	Opponent	Score	RPI	S	Opponent	Score
1	A	Notre Dame	70 97	36	A	North Carolina	64 63	65	A	Georgia Tech	64 55	112	A	St. John's (NY)	57 53
3	H	Louisville	49 68	50	A	Clemson	68 73	73	A	Virginia Tech	56 54	127	H	Pittsburgh	78 46
7	N	Iowa	71 67	50	H	Clemson	45 57	79	H	Duke	66 62	131	A	Mercer	57 56
9	H	NC State	75 70					79	N	Duke	51 41	132	A	Boston College	91 71
9	N	NC State	62 69					82	H	Troy	103 67	139	H	Georgia St.	79 43
10	H	Syracuse	88 94					86	H	LSU	45 58	147	H	Penn St.	87 58
18	A	Miami (FL)	54 64					92	H	Creighton	71 52	151	H	Wake Forest	85 61
18	H	Miami (FL)	62 58					96	A	Virginia	63 61	195	A	Milwaukee	87 62
												216	H	Florida	63 56
												233	H	North Florida	74 53
												234	H	Jacksonville	79 46
												333	N	Eastern Ky.	62 45
LAST 12 Division I GAMES:															
		9 N NC State	62 69			127 H Pittsburgh	78 46								
		79 N Duke	51 41			50 A Clemson	68 73								
		7 N Iowa	71 67			1 A Notre Dame	70 97								
		65 A Georgia Tech	64 55			9 H NC State	75 70								
		10 H Syracuse	88 94			151 H Wake Forest	85 61								
		18 A Miami (FL)	54 64			18 H Miami (FL)	62 58								

Non-Div I Games:

Florida St.

Average RPI Win: 196	WON-LOST	WINNING	LAST 10	STRENGTH OF	OPP. STRENGTH	TEAM	ADJ.	CONF.	ADJ CONF.
Average RPI Loss: 104	RECORD	PCT. RANK	GAMES	SCHEDULE	OF SCHEDULE	RPI	RPI	RPI	RPI
DIV. I ONLY	25- 8	44	3- 0	200	112	84	84	17	17
DIV. I NON-CONF.	9- 5	104	0- 0	234	23	133	133	16	16
TOTALS	RPI 1-25	RPI 26-50	W-L RECORDS	RPI 51-100	RPI 101-150	RPI 150+			
25- 8	0- 0	0- 1	OVERALL	3- 2	5- 4	17- 1			
12- 3	0- 0	0- 0	HOME	2- 1	3- 1	7- 1			
8- 4	0- 0	0- 0	AWAY	0- 1	0- 3	8- 0			
5- 1	0- 0	0- 1	NEUTRAL	1- 0	2- 0	2- 0			
9- 5	0- 0	0- 1	NON-CONFERENCE	2- 1	2- 3	5- 0			
6- 1	0- 0	0- 0	HOME	2- 0	1- 1	3- 0			
1- 3	0- 0	0- 0	AWAY	0- 1	0- 2	1- 0			
2- 1	0- 0	0- 1	NEUTRAL	0- 0	1- 0	1- 0			
16- 3	0- 0	0- 0	CONFERENCE	1- 1	3- 1	12- 1			
6- 2	0- 0	0- 0	HOME	0- 1	2- 0	4- 1			
7- 1	0- 0	0- 0	AWAY	0- 0	0- 1	7- 0			
3- 0	0- 0	0- 0	NEUTRAL	1- 0	1- 0	1- 0			

RPI S	Opponent	Score	RPI S	Opponent	Score	RPI S	Opponent	Score	RPI S	Opponent	Score
28 N	Texas	54 72	59 H	Maine	72 64	102 A	Northeastern	54 58			
			68 A	Georgetown	38 58	107 H	Charlotte	71 64			
			69 H	Middle Tenn.	61 49	115 A	Dayton	50 72			
			91 H	VCU	44 47	115 H	Dayton	57 48			
			91 N	VCU	62 47	127 A	Pittsburgh	62 65			
						133 N	Washington	65 57			
						136 H	Duquesne	57 46			
						136 N	Duquesne	76 34			
						147 H	Penn St.	55 72			
						154 A	Davidson	58 42			
						154 H	Davidson	56 60			
						181 A	Saint Louis	56 53			
						181 H	Saint Louis	54 51			
						204 H	Massachusetts	76 64			
						204 N	Massachusetts	73 62			
						218 N	Ball St.	78 70			
						220 A	George Washington	50 38			
						227 H	George Mason	64 53			
						236 A	Saint Joseph's	51 41			
						250 H	Columbia	68 49			
						258 A	Rhode Island	56 38			
						261 A	St. Bonaventure	53 44			
						264 H	Manhattan	65 61			
						272 H	Richmond	60 48			
						284 A	La Salle	65 54			
						318 H	Wagner	80 59			
LAST 12 Division I GAMES:											
204 N	Massachusetts	73 62	236 A	Saint Joseph's	51 41						
136 N	Duquesne	76 34	115 H	Dayton	57 48						
91 N	VCU	62 47	204 H	Massachusetts	76 64						
69 H	Middle Tenn.	61 49	261 A	St. Bonaventure	53 44						
28 N	Texas	54 72	154 A	Davidson	58 42						
133 N	Washington	65 57	227 H	George Mason	64 53						

Non-Div I Games:

Fordham

F
o
r
d
h
a
m

RPI S Opponent Score

Through Games Of March 11, 2019

RPI	S	Opponent	Score
324	A	Iona	57 40

F
o
r
d
h
a
m

Fordham

Fresno St.

Through Games Of March 11, 2019

Average RPI Win:	201	WON-LOST	WINNING	LAST 10	STRENGTH OF	OPP. STRENGTH	TEAM	ADJ.	CONF.	ADJ CONF.
Average RPI Loss:	116	RECORD	PCT. RANK	GAMES	SCHEDULE	OF SCHEDULE	RPI	RPI	RPI	RPI
DIV. I ONLY	17- 11	114	1- 0	151	117	119	119	15	15	
DIV. I NON-CONF.	5- 4	139	0- 0	153	47	106	106	13	13	
TOTALS	RPI 1-25	RPI 26-50	W-L RECORDS	RPI 51-100	RPI 101-150	RPI 150+				
17- 11	0- 1	0- 3	OVERALL	3- 3	0- 0	14- 4				
9- 4	0- 0	0- 1	HOME	2- 1	0- 0	7- 2				
8- 7	0- 1	0- 2	AWAY	1- 2	0- 0	7- 2				
0- 0	0- 0	0- 0	NEUTRAL	0- 0	0- 0	0- 0				
5- 4	0- 1	0- 1	NON-CONFERENCE	1- 1	0- 0	4- 1				
4- 0	0- 0	0- 0	HOME	1- 0	0- 0	3- 0				
1- 4	0- 1	0- 1	AWAY	0- 1	0- 0	1- 1				
0- 0	0- 0	0- 0	NEUTRAL	0- 0	0- 0	0- 0				
12- 7	0- 0	0- 2	CONFERENCE	2- 2	0- 0	10- 3				
5- 4	0- 0	0- 1	HOME	1- 1	0- 0	4- 2				
7- 3	0- 0	0- 1	AWAY	1- 1	0- 0	6- 1				
0- 0	0- 0	0- 0	NEUTRAL	0- 0	0- 0	0- 0				

RPI 1-25				RPI 26-50				RPI 51-100				RPI 101+ Team's RPI: 119			
RPI	S	Opponent	Score	RPI	S	Opponent	Score	RPI	S	Opponent	Score	RPI	S	Opponent	Score
23	A	Arizona St.	52 68	33	A	UCLA	80 89	52	A	Southern California	61 62	163	H	Santa Clara	80 53
				46	A	Boise St.	76 83	53	A	New Mexico	73 82	179	A	Utah St.	64 53
				46	H	Boise St.	60 72	53	H	New Mexico	77 70	179	H	Utah St.	70 59
								60	A	Wyoming	66 64	195	H	Milwaukee	65 48
								60	H	Wyoming	56 63	200	A	UNLV	66 55
								71	H	UT Arlington	70 61	200	H	UNLV	73 55
												202	A	San Diego St.	87 81
												202	H	San Diego St.	58 59
												205	A	Eastern Wash.	68 58
												217	A	Northern Ariz.	73 86
												245	A	Nevada	79 63
												245	H	Nevada	41 57
												279	A	Colorado St.	66 55
												279	H	Colorado St.	57 54
												295	A	Air Force	77 70
												298	A	San Jose St.	57 65
												298	H	San Jose St.	77 48
												320	H	Cal Poly	76 58
LAST 12 Division I GAMES:															
200	A	UNLV	66 55	53	H	New Mexico	77 70								
298	A	San Jose St.	57 65	46	A	Boise St.	76 83								
202	H	San Diego St.	58 59	200	H	UNLV	73 55								
60	A	Wyoming	66 64	179	A	Utah St.	64 53								
245	H	Nevada	41 57	53	A	New Mexico	73 82								
295	A	Air Force	77 70	60	H	Wyoming	56 63								

Non-Div I Games: Stanislaus St. 86 51 Fresno Pacific 90 51

Fresno St.

Loss, Non-Conf, S Site, H Home A Away N Neutral

Average RPI Win: 277	WON-LOST	WINNING	LAST 10	STRENGTH OF	OPP. STRENGTH	TEAM	ADJ.	CONF.	ADJ CONF.
Average RPI Loss: 150	RECORD	PCT. RANK	GAMES	SCHEDULE	OF SCHEDULE	RPI	RPI	RPI	RPI
DIV. I ONLY	18- 12	117	2- 1	325	249	191	191	28	28
DIV. I NON-CONF.	7- 6	153	0- 0	276	218	207	207	25	25
TOTALS	RPI 1-25	RPI 26-50	W-L RECORDS	RPI 51-100	RPI 101-150	RPI 150+			
18- 12	0- 2	0- 0	OVERALL	0- 1	0- 4	18- 5			
11- 2	0- 0	0- 0	HOME	0- 1	0- 1	11- 0			
4- 8	0- 2	0- 0	AWAY	0- 0	0- 2	4- 4			
3- 2	0- 0	0- 0	NEUTRAL	0- 0	0- 1	3- 1			
7- 6	0- 2	0- 0	NON-CONFERENCE	0- 1	0- 1	7- 2			
5- 1	0- 0	0- 0	HOME	0- 1	0- 0	5- 0			
1- 4	0- 2	0- 0	AWAY	0- 0	0- 1	1- 1			
1- 1	0- 0	0- 0	NEUTRAL	0- 0	0- 0	1- 1			
11- 6	0- 0	0- 0	CONFERENCE	0- 0	0- 3	11- 3			
6- 1	0- 0	0- 0	HOME	0- 0	0- 1	6- 0			
3- 4	0- 0	0- 0	AWAY	0- 0	0- 1	3- 3			
2- 1	0- 0	0- 0	NEUTRAL	0- 0	0- 1	2- 0			

RPI S	Opponent	Score	RPI S	Opponent	Score	RPI S	Opponent	Score	RPI S	Opponent	Score	Team's RPI: 191
8	A Mississippi St.	41 106				69	H Middle Tenn.	71 78	111	A Georgia	38 61	
19	A South Carolina	53 66							131	A Mercer	62 66	
									131	H Mercer	60 75	
									131	N Mercer	63 66	
									170	A Chattanooga	53 73	
									170	H Chattanooga	61 54	
									170	N Chattanooga	73 67	
									182	H UNC Asheville	58 47	
									238	N Western Ill.	78 85	
									243	A ETSU	70 75	
									243	H ETSU	57 55	
									244	H Gardner-Webb	70 57	
									257	A Wofford	75 84	
									257	H Wofford	63 50	
									283	N Fairfield	77 70	
									289	A Samford	74 41	
									289	H Samford	57 36	
									289	N Samford	67 52	
									296	A Col. of Charleston	70 67	
									297	A Kennesaw St.	63 74	
									306	H Fla. Atlantic	73 57	
									308	A UNC Greensboro	59 49	
									308	H UNC Greensboro	64 61	
									331	H Presbyterian	76 68	
									342	A Western Caro.	53 28	
									342	H Western Caro.	65 55	
LAST 12 Division I GAMES:												
289	N	Samford	67	52	243	H	ETSU	57	55			
170	N	Chattanooga	73	67	170	H	Chattanooga	61	54			
131	N	Mercer	63	66	308	A	UNC Greensboro	59	49			
289	A	Samford	74	41	342	A	Western Caro.	53	28			
131	A	Mercer	62	66	131	H	Mercer	60	75			
257	A	Wofford	75	84	289	H	Samford	57	36			

Non-Div I Games: Coker

71 42

North Greenville 74

78

Furman

■ Loss,
 ■ Non-Conf, S Site,
 ■ Home
 ■ Away
 N Neutral

F
u
r
m
a
n

RPI S Furman Score

Through Games Of March 11, 2019

RPI	S	Opponent	Score
343	H	USC Upstate	78 67

F
u
r
m
a
n

Furman

Average RPI Win:	272	WON-LOST	WINNING	LAST 10	STRENGTH OF	OPP. STRENGTH	TEAM	ADJ.	CONF.	ADJ CONF.
Average RPI Loss:	156	RECORD	PCT. RANK	GAMES	SCHEDULE	OF SCHEDULE	RPI	RPI	RPI	RPI
DIV. I ONLY	6- 22	311	0- 1	140	261	285	285	12	12	
DIV. I NON-CONF.	4- 6	212	0- 0	199	350	226	226	14	14	
TOTALS	RPI 1-25	RPI 26-50	W-L RECORDS	RPI 51-100	RPI 101-150	RPI 150+				
6- 22	0- 0	0- 0	OVERALL	0- 6	0- 8	6- 8				
3- 10	0- 0	0- 0	HOME	0- 2	0- 4	3- 4				
3- 12	0- 0	0- 0	AWAY	0- 4	0- 4	3- 4				
0- 0	0- 0	0- 0	NEUTRAL	0- 0	0- 0	0- 0				
4- 6	0- 0	0- 0	NON-CONFERENCE	0- 1	0- 3	4- 2				
2- 2	0- 0	0- 0	HOME	0- 0	0- 1	2- 1				
2- 4	0- 0	0- 0	AWAY	0- 1	0- 2	2- 1				
0- 0	0- 0	0- 0	NEUTRAL	0- 0	0- 0	0- 0				
2- 16	0- 0	0- 0	CONFERENCE	0- 5	0- 5	2- 6				
1- 8	0- 0	0- 0	HOME	0- 2	0- 3	1- 3				
1- 8	0- 0	0- 0	AWAY	0- 3	0- 2	1- 3				
0- 0	0- 0	0- 0	NEUTRAL	0- 0	0- 0	0- 0				

RPI 1-25				RPI 26-50				RPI 51-100				RPI 101+				Team's RPI: 285	
RPI	S	Opponent	Score	RPI	S	Opponent	Score	RPI	S	Opponent	Score	RPI	S	Opponent	Score		
								71	A	UT Arlington	48 81	111	A	Georgia	38 81		
								71	H	UT Arlington	53 74	116	A	South Alabama	60 73		
								72	A	Little Rock	51 80	116	H	South Alabama	53 69		
								73	A	Virginia Tech	49 78	131	H	Mercer	72 79		
								82	A	Troy	78 100	135	H	Appalachian St.	52 70		
								82	H	Troy	81 97	138	A	Stony Brook	43 72		
												139	A	Georgia St.	66 73		
												139	H	Georgia St.	66 83		
												162	A	Texas St.	65 55		
												162	H	Texas St.	52 64		
												173	H	Coastal Caro.	73 76		
												188	A	Arkansas St.	75 86		
												223	H	Bethune-Cookman	77 76		
												257	H	Wofford	65 81		
												270	A	Louisiana	48 59		
												270	H	Louisiana	79 71		
												297	A	Kennesaw St.	59 78		
												299	H	Winthrop	64 55		
												300	A	La.-Monroe	57 58		
												300	H	La.-Monroe	62 80		
												331	A	Presbyterian	69 68		
												345	A	Savannah St.	82 71		
LAST 12 Division I GAMES:																	
				139	A	Georgia St.	66 73	116	A	South Alabama	60 73						
				188	A	Arkansas St.	75 86	300	H	La.-Monroe	62 80						
				72	A	Little Rock	51 80	270	H	Louisiana	79 71						
				135	H	Appalachian St.	52 70	139	H	Georgia St.	66 83						
				173	H	Coastal Caro.	73 76	162	A	Texas St.	65 55						
				82	A	Troy	78 100	71	A	UT Arlington	48 81						

Non-Div I Games:	Coastal Ga.	68	46
------------------	-------------	----	----

Ga. Southern

Loss, Non-Conf, S Site, H Home A Away N Neutral

Gardner-Webb

Through Games Of March 11, 2019

Average RPI Win:	275	WON-LOST	WINNING	LAST 10	STRENGTH OF	OPP. STRENGTH	TEAM	ADJ.	CONF.	ADJ CONF.
Average RPI Loss:	187	RECORD	PCT. RANK	GAMES	SCHEDULE	OF SCHEDULE	RPI	RPI	RPI	RPI
DIV. I ONLY	13- 14	188	1- 0	302	309	244	244	27	27	
DIV. I NON-CONF.	3- 6	241	0- 0	207	284	232	232	29	29	
TOTALS	RPI 1-25	RPI 26-50	W-L RECORDS	RPI 51-100	RPI 101-150	RPI 150+				
13- 14	0- 0	0- 0	OVERALL	0- 4	0- 2	13- 8				
7- 5	0- 0	0- 0	HOME	0- 1	0- 1	7- 3				
6- 9	0- 0	0- 0	AWAY	0- 3	0- 1	6- 5				
0- 0	0- 0	0- 0	NEUTRAL	0- 0	0- 0	0- 0				
3- 6	0- 0	0- 0	NON-CONFERENCE	0- 1	0- 2	3- 3				
1- 2	0- 0	0- 0	HOME	0- 0	0- 1	1- 1				
2- 4	0- 0	0- 0	AWAY	0- 1	0- 1	2- 2				
0- 0	0- 0	0- 0	NEUTRAL	0- 0	0- 0	0- 0				
10- 8	0- 0	0- 0	CONFERENCE	0- 3	0- 0	10- 5				
6- 3	0- 0	0- 0	HOME	0- 1	0- 0	6- 2				
4- 5	0- 0	0- 0	AWAY	0- 2	0- 0	4- 3				
0- 0	0- 0	0- 0	NEUTRAL	0- 0	0- 0	0- 0				

RPI 1-25				RPI 26-50				RPI 51-100				RPI 101+				Team's RPI: 244
RPI	S	Opponent	Score	RPI	S	Opponent	Score	RPI	S	Opponent	Score	RPI	S	Opponent	Score	
								64	A	Drexel	48 65	128	A	Delaware	45 69	
								87	A	Radford	69 79	129	H	Morehead St.	69 84	
								99	A	High Point	70 78	154	H	Davidson	54 49	
								99	H	High Point	61 78	182	H	UNC Asheville	69 59	
												191	A	Furman	57 70	
												196	A	Hampton	80 82	
												196	H	Hampton	68 46	
												207	A	Campbell	52 38	
												207	H	Campbell	63 69	
												216	A	Florida	60 58	
												224	H	Mt. St. Mary's	62 69	
												257	A	Wofford	53 59	
												292	A	Charleston So.	58 66	
												292	H	Charleston So.	75 65	
												299	A	Winthrop	65 52	
												299	H	Winthrop	62 64	
												331	A	Presbyterian	66 58	
												331	H	Presbyterian	67 62	
												340	A	Longwood	79 85	
												340	H	Longwood	80 78	
												342	A	Western Caro.	62 52	
												343	A	USC Upstate	75 67	
												343	H	USC Upstate	92 72	
LAST 12 Division I GAMES:																
				343	A	USC Upstate	75 67					299	A	Winthrop	65 52	
				331	H	Presbyterian	67 62					340	H	Longwood	80 78	
				292	A	Charleston So.	58 66					87	A	Radford	69 79	
				99	A	High Point	70 78					340	A	Longwood	79 85	
				196	H	Hampton	68 46					292	H	Charleston So.	75 65	
				207	H	Campbell	63 69					196	A	Hampton	80 82	

Non-Div I Games: Converse 79 51 Pfeiffer 82 46 Warren Wilson 100 37

Gardner-Webb

Loss, Non-Conf, S Site, H Home A Away N Neutral

George Mason

Through Games Of March 11, 2019

Average RPI Win: 239	WON-LOST	WINNING	LAST 10	STRENGTH OF	OPP. STRENGTH	TEAM	ADJ.	CONF.	ADJ CONF.
Average RPI Loss: 168	RECORD	PCT. RANK	GAMES	SCHEDULE	OF SCHEDULE	RPI	RPI	RPI	RPI
DIV. I ONLY	16- 14	153	0- 1	333	153	227	227	17	17
DIV. I NON-CONF.	8- 5	119	0- 0	314	188	185	185	16	16
TOTALS	RPI 1-25	RPI 26-50	W-L RECORDS	RPI 51-100	RPI 101-150	RPI 150+			
16- 14	0- 0	0- 0	OVERALL	0- 3	2- 3	14- 8			
10- 5	0- 0	0- 0	HOME	0- 1	2- 2	8- 2			
6- 9	0- 0	0- 0	AWAY	0- 2	0- 1	6- 6			
0- 0	0- 0	0- 0	NEUTRAL	0- 0	0- 0	0- 0			
8- 5	0- 0	0- 0	NON-CONFERENCE	0- 1	1- 2	7- 2			
5- 1	0- 0	0- 0	HOME	0- 0	1- 1	4- 0			
3- 4	0- 0	0- 0	AWAY	0- 1	0- 1	3- 2			
0- 0	0- 0	0- 0	NEUTRAL	0- 0	0- 0	0- 0			
8- 9	0- 0	0- 0	CONFERENCE	0- 2	1- 1	7- 6			
5- 4	0- 0	0- 0	HOME	0- 1	1- 1	4- 2			
3- 5	0- 0	0- 0	AWAY	0- 1	0- 0	3- 4			
0- 0	0- 0	0- 0	NEUTRAL	0- 0	0- 0	0- 0			

RPI S	Opponent	Score	RPI S	Opponent	Score	RPI S	Opponent	Score	RPI S	Opponent	Score	Team's RPI: 227
						78	A American	71 86	109	H Houston	56 66	
						84	A Fordham	53 64	115	H Dayton	54 51	
						91	H VCU	38 62	128	H Delaware	72 46	
									133	A Washington	52 81	
									136	H Duquesne	57 60	
									153	A Kansas	56 77	
									154	A Davidson	59 67	
									181	A Saint Louis	53 60	
									204	A Massachusetts	70 52	
									204	H Massachusetts	80 86	
									210	H UMES	70 49	
									220	A George Washington	64 60	
									220	H George Washington	61 46	
									228	A Howard	59 73	
									236	H Saint Joseph's	68 59	
									242	A UMKC	91 84	
									246	H Colgate	64 61	
									258	H Rhode Island	75 69	
									261	A St. Bonaventure	55 64	
									261	H St. Bonaventure	57 68	
									265	H Loyola Maryland	70 38	
									272	A Richmond	67 52	
									284	A La Salle	71 77	
									284	H La Salle	59 42	
									295	A Air Force	78 71	
									296	H Col. of Charleston	66 52	
LAST 12 Division I GAMES:												
204	H	Massachusetts	80	86	284	H	La Salle	59	42			
284	A	La Salle	71	77	84	A	Fordham	53	64			
236	H	Saint Joseph's	68	59	220	H	George Washington	61	46			
115	H	Dayton	54	51	261	A	St. Bonaventure	55	64			
272	A	Richmond	67	52	181	A	Saint Louis	53	60			
91	H	VCU	38	62	258	H	Rhode Island	75	69			

Non-Div I Games:

George Mason

■ Loss,
 ■ Non-Conf,
 ■ S Site,
 ■ H Home
 ■ A Away
 N Neutral

RPI	S	Opponent	Score
333	A	Eastern Ky.	91 75

G
e
o
r
g
e
M
a
s
o
n

G
e
o
r
g
e
M
a
s
o
n

George Mason

Average RPI Win: 176	WON-LOST	WINNING	LAST 10	STRENGTH OF	OPP. STRENGTH	TEAM	ADJ.	CONF.	ADJ CONF.
Average RPI Loss: 149	RECORD	PCT. RANK	GAMES	SCHEDULE	OF SCHEDULE	RPI	RPI	RPI	RPI
DIV. I ONLY	10- 20	262	0- 1	102	137	220	220	17	17
DIV. I NON-CONF.	3- 10	278	0- 0	40	65	216	216	16	16
TOTALS	RPI 1-25	RPI 26-50	W-L RECORDS	RPI 51-100	RPI 101-150	RPI 150+			
10- 20	0- 3	0- 0	OVERALL	2- 3	3- 4	5- 10			
6- 9	0- 1	0- 0	HOME	2- 2	2- 2	2- 4			
4- 9	0- 1	0- 0	AWAY	0- 0	1- 2	3- 6			
0- 2	0- 1	0- 0	NEUTRAL	0- 1	0- 0	0- 0			
3- 10	0- 3	0- 0	NON-CONFERENCE	1- 2	1- 2	1- 3			
3- 4	0- 1	0- 0	HOME	1- 1	1- 1	1- 1			
0- 4	0- 1	0- 0	AWAY	0- 0	0- 1	0- 2			
0- 2	0- 1	0- 0	NEUTRAL	0- 1	0- 0	0- 0			
7- 10	0- 0	0- 0	CONFERENCE	1- 1	2- 2	4- 7			
3- 5	0- 0	0- 0	HOME	1- 1	1- 1	1- 3			
4- 5	0- 0	0- 0	AWAY	0- 0	1- 1	3- 4			
0- 0	0- 0	0- 0	NEUTRAL	0- 0	0- 0	0- 0			

RPI 1-25				RPI 26-50				RPI 51-100				RPI 101+ Team's RPI: 220			
RPI	S	Opponent	Score	RPI	S	Opponent	Score	RPI	S	Opponent	Score	RPI	S	Opponent	Score
9	N	NC State	61 69					51	H	Princeton	64 49	114	A	South Fla.	30 63
14	H	Maryland	30 69					55	H	Villanova	45 60	115	A	Dayton	53 62
25	A	James Madison	37 50					65	N	Georgia Tech	55 70	115	H	Dayton	46 45
								84	H	Fordham	38 50	125	H	Towson	76 63
								91	H	VCU	57 48	131	H	Mercer	53 61
												136	A	Duquesne	55 54
												136	H	Duquesne	53 64
												154	H	Davidson	42 62
												161	A	William & Mary	59 73
												181	A	Saint Louis	44 60
												204	A	Massachusetts	66 59
												219	H	Monmouth	51 55
												227	A	George Mason	46 61
												227	H	George Mason	60 64
												232	H	Memphis	51 38
												236	A	Saint Joseph's	49 61
												236	H	Saint Joseph's	38 41
												258	A	Rhode Island	64 59
												261	H	St. Bonaventure	57 44
												272	A	Richmond	48 56
												284	A	La Salle	67 59
												324	A	Iona	43 52
LAST 12 Division I GAMES:															
236	A	Saint Joseph's	49 61	236	H	Saint Joseph's	38 41								
272	A	Richmond	48 56	227	A	George Mason	46 61								
136	H	Duquesne	53 64	181	A	Saint Louis	44 60								
261	H	St. Bonaventure	57 44	154	H	Davidson	42 62								
204	A	Massachusetts	66 59	136	A	Duquesne	55 54								
115	A	Dayton	53 62	91	H	VCU	57 48								

Non-Div I Games:

George Washington

■ Loss,
 ■ Non-Conf,
 ■ S Site,
 ■ H Home
 ■ A Away
 N Neutral

Georgetown

Through Games Of March 11, 2019

Average RPI Win:	145	WON-LOST	WINNING	LAST 10	STRENGTH OF	OPP. STRENGTH	TEAM	ADJ.	CONF.	ADJ CONF.
Average RPI Loss:	48	RECORD	PCT. RANK	GAMES	SCHEDULE	OF SCHEDULE	RPI	RPI	RPI	RPI
DIV. I ONLY	16- 15	168	1- 0	17	55	68	68	6	6	
DIV. I NON-CONF.	6- 5	143	0- 0	21	51	72	72	4	4	
TOTALS	RPI 1-25	RPI 26-50	W-L RECORDS	RPI 51-100	RPI 101-150	RPI 150+				
16- 15	0- 8	0- 1	OVERALL	5- 4	5- 2	6- 0				
10- 5	0- 3	0- 0	HOME	3- 2	4- 0	3- 0				
5- 7	0- 3	0- 0	AWAY	1- 2	1- 2	3- 0				
1- 3	0- 2	0- 1	NEUTRAL	1- 0	0- 0	0- 0				
6- 5	0- 3	0- 1	NON-CONFERENCE	1- 1	1- 0	4- 0				
4- 2	0- 1	0- 0	HOME	1- 1	1- 0	2- 0				
2- 1	0- 1	0- 0	AWAY	0- 0	0- 0	2- 0				
0- 2	0- 1	0- 1	NEUTRAL	0- 0	0- 0	0- 0				
10- 10	0- 5	0- 0	CONFERENCE	4- 3	4- 2	2- 0				
6- 3	0- 2	0- 0	HOME	2- 1	3- 0	1- 0				
3- 6	0- 2	0- 0	AWAY	1- 2	1- 2	1- 0				
1- 1	0- 1	0- 0	NEUTRAL	1- 0	0- 0	0- 0				

RPI 1-25				RPI 26-50				RPI 51-100				RPI 101+			
RPI	S	Opponent	Score	RPI	S	Opponent	Score	RPI	S	Opponent	Score	RPI	S	Opponent	Score
2	N	Baylor	46 67	38	N	Buffalo	64 73	55	A	Villanova	43 91	112	A	St. John's (NY)	51 59
9	H	NC State	65 76					55	H	Villanova	68 63	112	H	St. John's (NY)	82 80
12	A	Marquette	52 59					55	N	Villanova	76 67	118	A	Providence	68 52
12	H	Marquette	62 72					74	A	Butler	72 42	118	H	Providence	61 56
12	N	Marquette	62 75					74	H	Butler	50 59	127	H	Pittsburgh	70 41
22	A	DePaul	71 76					84	H	Fordham	58 38	140	A	Seton Hall	63 76
22	H	DePaul	64 69					91	H	VCU	45 47	140	H	Seton Hall	51 43
25	A	James Madison	57 69					92	A	Creighton	38 65	171	A	Rider	79 49
								92	H	Creighton	62 53	210	H	UMES	74 55
												214	A	Xavier	67 64
												214	H	Xavier	68 61
												265	H	Loyola Maryland	45 30
												272	A	Richmond	73 53
LAST 12 Division I GAMES:															
55	N	Villanova	76 67	55	A	Villanova	43 91								
12	N	Marquette	62 75	22	A	DePaul	71 76								
214	A	Xavier	67 64	12	A	Marquette	52 59								
74	A	Butler	72 42	118	H	Providence	61 56								
112	H	St. John's (NY)	82 80	92	H	Creighton	62 53								
140	H	Seton Hall	51 43	140	A	Seton Hall	63 76								

Non-Div I Games:

Georgetown

■ Loss,
■ Non-Conf, S Site,
■ Home
■ Away
N Neutral

Average RPI Win:	208	WON-LOST	WINNING	LAST 10	STRENGTH OF	OPP. STRENGTH	TEAM	ADJ.	CONF.	ADJ CONF.
Average RPI Loss:	45	RECORD	PCT. RANK	GAMES	SCHEDULE	OF SCHEDULE	RPI	RPI	RPI	RPI
DIV. I ONLY	18- 12	117	0- 1	119	76	111	111	5	5	
DIV. I NON-CONF.	9- 4	85	0- 0	245	244	140	140	5	5	
TOTALS	RPI 1-25	RPI 26-50	W-L RECORDS	RPI 51-100	RPI 101-150	RPI 150+				
18- 12	0- 5	0- 3	OVERALL	4- 3	1- 0	13- 1				
13- 3	0- 2	0- 0	HOME	3- 0	1- 0	9- 1				
4- 7	0- 2	0- 3	AWAY	1- 2	0- 0	3- 0				
1- 2	0- 1	0- 0	NEUTRAL	0- 1	0- 0	1- 0				
9- 4	0- 1	0- 1	NON-CONFERENCE	0- 2	1- 0	8- 0				
8- 0	0- 0	0- 0	HOME	0- 0	1- 0	7- 0				
0- 3	0- 0	0- 1	AWAY	0- 2	0- 0	0- 0				
1- 1	0- 1	0- 0	NEUTRAL	0- 0	0- 0	1- 0				
9- 8	0- 4	0- 2	CONFERENCE	4- 1	0- 0	5- 1				
5- 3	0- 2	0- 0	HOME	3- 0	0- 0	2- 1				
4- 4	0- 2	0- 2	AWAY	1- 0	0- 0	3- 0				
0- 1	0- 0	0- 0	NEUTRAL	0- 1	0- 0	0- 0				

RPI 1-25				RPI 26-50				RPI 51-100				RPI 101+ Team's RPI: 111			
RPI	S	Opponent	Score	RPI	S	Opponent	Score	RPI	S	Opponent	Score	RPI	S	Opponent	Score
8	A	Mississippi St.	71 80	29	A	Missouri	35 61	55	A	Villanova	56 62	131	H	Mercer	67 60
14	N	Maryland	51 58	33	A	UCLA	69 80	58	H	Tennessee	66 62	158	A	Alabama	76 67
17	H	Texas A&M	66 76	49	A	Auburn	58 59	65	A	Georgia Tech	53 63	158	H	Alabama	53 58
19	A	South Carolina	57 65					66	A	Arkansas	80 72	191	H	Furman	61 38
21	H	Kentucky	53 58					66	H	Arkansas	93 83	206	A	Vanderbilt	71 64
								66	N	Arkansas	76 86	216	A	Florida	69 57
								86	H	LSU	63 50	216	H	Florida	93 58
												237	H	Ole Miss	78 56
												261	H	St. Bonaventure	67 40
												285	H	Ga. Southern	81 38
												292	H	Charleston So.	83 75
												299	H	Winthrop	85 39
												311	N	Morgan St.	60 33
												330	H	Lipscomb	77 45
												331	H	Presbyterian	83 59
LAST 12 Division I GAMES:															
66	N	Arkansas	76 86	19	A	South Carolina	57 65								
21	H	Kentucky	53 58	216	H	Florida	93 58								
216	A	Florida	69 57	49	A	Auburn	58 59								
158	A	Alabama	76 67	66	A	Arkansas	80 72								
66	H	Arkansas	93 83	158	H	Alabama	53 58								
237	H	Ole Miss	78 56	17	H	Texas A&M	66 76								

Non-Div I Games:

Georgia

■ Loss,
 ■ Non-Conf,
 ■ S Site,
 ■ H Home
 ■ A Away
 N Neutral

Average RPI Win:	232	WON-LOST	WINNING	LAST 10	STRENGTH OF	OPP. STRENGTH	TEAM	ADJ.	CONF.	ADJ CONF.
Average RPI Loss:	115	RECORD	PCT. RANK	GAMES	SCHEDULE	OF SCHEDULE	RPI	RPI	RPI	RPI
DIV. I ONLY	17- 12	128	1- 0	177	186	139	139	12	12	
DIV. I NON-CONF.	6- 5	143	0- 0	228	254	171	171	14	14	
TOTALS	RPI 1-25	RPI 26-50	W-L RECORDS	RPI 51-100	RPI 101-150	RPI 150+				
17- 12	0- 1	0- 1	OVERALL	3- 4	1- 2	13- 4				
10- 4	0- 0	0- 0	HOME	2- 1	1- 1	7- 2				
7- 8	0- 1	0- 1	AWAY	1- 3	0- 1	6- 2				
0- 0	0- 0	0- 0	NEUTRAL	0- 0	0- 0	0- 0				
6- 5	0- 1	0- 1	NON-CONFERENCE	0- 2	0- 0	6- 1				
4- 1	0- 0	0- 0	HOME	0- 1	0- 0	4- 0				
2- 4	0- 1	0- 1	AWAY	0- 1	0- 0	2- 1				
0- 0	0- 0	0- 0	NEUTRAL	0- 0	0- 0	0- 0				
11- 7	0- 0	0- 0	CONFERENCE	3- 2	1- 2	7- 3				
6- 3	0- 0	0- 0	HOME	2- 0	1- 1	3- 2				
5- 4	0- 0	0- 0	AWAY	1- 2	0- 1	4- 1				
0- 0	0- 0	0- 0	NEUTRAL	0- 0	0- 0	0- 0				

RPI 1-25				RPI 26-50				RPI 51-100				RPI 101+ Team's RPI: 139			
RPI	S	Opponent	Score	RPI	S	Opponent	Score	RPI	S	Opponent	Score	RPI	S	Opponent	Score
20	A	Florida St.	43 79	35	A	Rice	49 66	65	H	Georgia Tech	71 78	116	A	South Alabama	59 62
								69	A	Middle Tenn.	54 69	116	H	South Alabama	59 68
								71	A	UT Arlington	45 69	135	H	Appalachian St.	85 75
								71	H	UT Arlington	50 48	162	A	Texas St.	57 34
								72	A	Little Rock	50 82	162	H	Texas St.	60 69
								82	A	Troy	85 70	173	H	Coastal Caro.	62 67
								82	H	Troy	84 80	188	A	Arkansas St.	64 62
												213	A	Jacksonville St.	56 61
												223	H	Bethune-Cookman	62 57
												270	A	Louisiana	54 57
												270	H	Louisiana	74 71
												285	A	Ga. Southern	83 66
												285	H	Ga. Southern	73 66
												297	H	Kennesaw St.	79 73
												300	A	La.-Monroe	56 41
												300	H	La.-Monroe	68 46
												306	A	Fla. Atlantic	75 59
												308	H	UNC Greensboro	70 63
												321	A	FIU	67 61
												336	H	N.C. Central	65 54
LAST 12 Division I GAMES:															
285	H	Ga. Southern	73 66	82	A	Troy	85 70								
72	A	Little Rock	50 82	270	H	Louisiana	74 71								
188	A	Arkansas St.	64 62	300	H	La.-Monroe	68 46								
173	H	Coastal Caro.	62 67	285	A	Ga. Southern	83 66								
135	H	Appalachian St.	85 75	71	A	UT Arlington	45 69								
116	A	South Alabama	59 62	162	A	Texas St.	57 34								

Non-Div I Games:

Georgia St.

■ Loss,
 ■ Non-Conf,
 ■ S Site,
 ■ H Home
 ■ A Away
 N Neutral

Average RPI Win:	154	WON-LOST	WINNING	LAST 10	STRENGTH OF	OPP. STRENGTH	TEAM	ADJ.	CONF.	ADJ CONF.
Average RPI Loss:	39	RECORD	PCT. RANK	GAMES	SCHEDULE	OF SCHEDULE	RPI	RPI	RPI	RPI
DIV. I ONLY	17- 13	131	0- 1	45	20	65	65	1	1	
DIV. I NON-CONF.	10- 3	59	0- 0	172	173	66	66	1	1	
TOTALS	RPI 1-25	RPI 26-50	W-L RECORDS	RPI 51-100	RPI 101-150	RPI 150+				
17- 13	1- 7	1- 3	OVERALL	3- 1	6- 2	6- 0				
11- 3	1- 3	1- 0	HOME	2- 0	3- 0	4- 0				
3- 8	0- 4	0- 2	AWAY	0- 1	2- 1	1- 0				
3- 2	0- 0	0- 1	NEUTRAL	1- 0	1- 1	1- 0				
10- 3	0- 1	0- 0	NON-CONFERENCE	1- 0	4- 2	5- 0				
6- 0	0- 0	0- 0	HOME	0- 0	2- 0	4- 0				
1- 2	0- 1	0- 0	AWAY	0- 0	1- 1	0- 0				
3- 1	0- 0	0- 0	NEUTRAL	1- 0	1- 1	1- 0				
7- 10	1- 6	1- 3	CONFERENCE	2- 1	2- 0	1- 0				
5- 3	1- 3	1- 0	HOME	2- 0	1- 0	0- 0				
2- 6	0- 3	0- 2	AWAY	0- 1	1- 0	1- 0				
0- 1	0- 0	0- 1	NEUTRAL	0- 0	0- 0	0- 0				

RPI 1-25				RPI 26-50				RPI 51-100				Team's RPI: 65	RPI 101+			
RPI	S	Opponent	Score	RPI	S	Opponent	Score	RPI	S	Opponent	Score		RPI	S	Opponent	Score
1	A	Notre Dame	50 90	36	A	North Carolina	90 91	73	H	Virginia Tech	76 68		109	A	Houston	89 95
1	H	Notre Dame	55 76	36	N	North Carolina	73 80	79	H	Duke	70 64		111	H	Georgia	63 53
3	A	Louisville	44 61	50	A	Clemson	61 71	95	N	Idaho St.	74 51		115	N	Dayton	66 85
9	H	NC State	60 68	50	H	Clemson	75 53	96	A	Virginia	45 53		127	H	Pittsburgh	67 55
10	H	Syracuse	65 55										132	A	Boston College	81 76
14	A	Maryland	54 67										135	H	Appalachian St.	71 53
18	A	Miami (FL)	56 69										139	A	Georgia St.	78 71
20	H	Florida St.	55 64										140	N	Seton Hall	84 73
													151	A	Wake Forest	60 46
													220	N	George Washington	70 55
													257	H	Wofford	81 40
													266	H	Alabama St.	69 42
													297	H	Kennesaw St.	60 35
													342	H	Western Caro.	84 49
LAST 12 Division I GAMES:																
				36	N	North Carolina	73 80	151	A	Wake Forest	60 46					
				20	H	Florida St.	55 64	127	H	Pittsburgh	67 55					
				18	A	Miami (FL)	56 69	1	A	Notre Dame	50 90					
				96	A	Virginia	45 53	36	A	North Carolina	90 91					
				50	H	Clemson	75 53	9	H	NC State	60 68					
				73	H	Virginia Tech	76 68	10	H	Syracuse	65 55					

Non-Div I Games:

Georgia Tech

■ Loss,
 ■ Non-Conf,
 S Site,
 ■ Home
 ■ Away
 N Neutral

Gonzaga

Through Games Of March 11, 2019

Average RPI Win:	139	WON-LOST	WINNING	LAST 10	STRENGTH OF	OPP. STRENGTH	TEAM	ADJ.	CONF.	ADJ CONF.
Average RPI Loss:	22	RECORD	PCT. RANK	GAMES	SCHEDULE	OF SCHEDULE	RPI	RPI	RPI	RPI
DIV. I ONLY	28- 3	6	1- 0	59	68	13	13	7	7	
DIV. I NON-CONF.	11- 1	13	0- 0	54	5	11	11	7	7	
TOTALS	RPI 1-25	RPI 26-50	W-L RECORDS	RPI 51-100	RPI 101-150	RPI 150+				
28- 3	1- 1	4- 2	OVERALL	7- 0	3- 0	13- 0				
14- 1	1- 0	1- 1	HOME	4- 0	1- 0	7- 0				
11- 1	0- 0	1- 1	AWAY	3- 0	1- 0	6- 0				
3- 1	0- 1	2- 0	NEUTRAL	0- 0	1- 0	0- 0				
11- 1	1- 1	1- 0	NON-CONFERENCE	3- 0	1- 0	5- 0				
6- 0	1- 0	0- 0	HOME	2- 0	0- 0	3- 0				
3- 0	0- 0	0- 0	AWAY	1- 0	0- 0	2- 0				
2- 1	0- 1	1- 0	NEUTRAL	0- 0	1- 0	0- 0				
17- 2	0- 0	3- 2	CONFERENCE	4- 0	2- 0	8- 0				
8- 1	0- 0	1- 1	HOME	2- 0	1- 0	4- 0				
8- 1	0- 0	1- 1	AWAY	2- 0	1- 0	4- 0				
1- 0	0- 0	1- 0	NEUTRAL	0- 0	0- 0	0- 0				

RPI 1-25				RPI 26-50				RPI 51-100				RPI 101+			
RPI	S	Opponent	Score	RPI	S	Opponent	Score	RPI	S	Opponent	Score	RPI	S	Opponent	Score
1	N	Notre Dame	65 81	27	N	Rutgers	57 40	70	A	Missouri St.	70 67	105	N	Western Ky.	76 55
4	H	Stanford	79 73	32	A	BYU	68 70	85	H	Idaho	88 51	106	A	Loyola Marymount	78 53
				32	H	BYU	64 66	95	H	Idaho St.	70 51	106	H	Loyola Marymount	68 58
				47	A	Saint Mary's (CA)	66 52	97	A	Pepperdine	79 54	159	H	Washington St.	76 53
				47	H	Saint Mary's (CA)	74 62	97	H	Pepperdine	83 60	163	A	Santa Clara	74 61
				47	N	Saint Mary's (CA)	78 77	98	A	Pacific	63 51	163	H	Santa Clara	78 61
								98	H	Pacific	88 65	183	H	Montana	76 52
												189	A	Portland	93 62
												189	H	Portland	97 71
												200	A	UNLV	70 59
												205	A	Eastern Wash.	63 51
												249	A	San Francisco	64 44
												249	H	San Francisco	78 51
												269	A	San Diego	86 61
												269	H	San Diego	71 44
												279	H	Colorado St.	50 39
LAST 12 Division I GAMES:															
				47	N	Saint Mary's (CA)	78 77	163	A	Santa Clara	74 61				
				105	N	Western Ky.	76 55	32	H	BYU	64 66				
				27	N	Rutgers	57 40	269	H	San Diego	71 44				
				106	H	Loyola Marymount	68 58	189	A	Portland	93 62				
				97	H	Pepperdine	83 60	47	A	Saint Mary's (CA)	66 52				
				249	A	San Francisco	64 44	98	A	Pacific	63 51				

Non-Div I Games:

Gonzaga

■ Loss,
 ■ Non-Conf, S Site,
 ■ Home
 ■ Away
 N Neutral

Average RPI Win:	255	WON-LOST	WINNING	LAST 10	STRENGTH OF	OPP. STRENGTH	TEAM	ADJ.	CONF.	ADJ CONF.
Average RPI Loss:	178	RECORD	PCT. RANK	GAMES	SCHEDULE	OF SCHEDULE	RPI	RPI	RPI	RPI
DIV. I ONLY	15- 15	170	1- 0	290	296	203	203	29	29	
DIV. I NON-CONF.	3- 9	271	0- 0	106	76	203	203	28	28	
TOTALS	RPI 1-25	RPI 26-50	W-L RECORDS	RPI 51-100	RPI 101-150	RPI 150+				
15- 15	0- 0	1- 2	OVERALL	0- 1	1- 2	13- 10				
7- 3	0- 0	0- 0	HOME	0- 0	0- 0	7- 3				
6- 11	0- 0	0- 1	AWAY	0- 1	0- 2	6- 7				
2- 1	0- 0	1- 1	NEUTRAL	0- 0	1- 0	0- 0				
3- 9	0- 0	1- 2	NON-CONFERENCE	0- 1	1- 2	1- 4				
1- 0	0- 0	0- 0	HOME	0- 0	0- 0	1- 0				
0- 8	0- 0	0- 1	AWAY	0- 1	0- 2	0- 4				
2- 1	0- 0	1- 1	NEUTRAL	0- 0	1- 0	0- 0				
12- 6	0- 0	0- 0	CONFERENCE	0- 0	0- 0	12- 6				
6- 3	0- 0	0- 0	HOME	0- 0	0- 0	6- 3				
6- 3	0- 0	0- 0	AWAY	0- 0	0- 0	6- 3				
0- 0	0- 0	0- 0	NEUTRAL	0- 0	0- 0	0- 0				

RPI S	Opponent	Score	RPI S	Opponent	Score	RPI S	Opponent	Score	RPI S	Opponent	Score	Team's RPI: 203
37	N South Dakota	53 67	71	A UT Arlington	54 78	106	N Loyola Marymount	62 61				
45	N Indiana	65 62				114	A South Fla.	50 67				
49	A Auburn	48 97				143	A Oklahoma St.	40 86				
						153	A Kansas	45 76				
						158	A Alabama	55 73				
						169	A Southern U.	65 71				
						169	H Southern U.	81 86				
						184	A Southern Miss.	47 68				
						192	A Prairie View	64 63				
						192	H Prairie View	73 57				
						222	A Texas Southern	75 67				
						222	H Texas Southern	72 55				
						252	A Jackson St.	60 89				
						252	H Jackson St.	74 77				
						256	A Wichita St.	61 70				
						266	A Alabama St.	80 72				
						266	H Alabama St.	63 45				
						302	A Alabama A&M	63 51				
						302	H Alabama A&M	71 61				
						312	H McNeese	75 51				
						328	A Mississippi Val.	61 79				
						328	H Mississippi Val.	52 54				
						348	A Ark.-Pine Bluff	67 57				
						348	H Ark.-Pine Bluff	77 57				
						350	A Alcorn	79 63				
						350	H Alcorn	61 56				
LAST 12 Division I GAMES:												
302	H Alabama A&M	71 61	222	H Texas Southern	72 55							
266	H Alabama St.	63 45	350	A Alcorn	79 63							
328	A Mississippi Val.	61 79	169	A Southern U.	65 71							
348	A Ark.-Pine Bluff	67 57	328	H Mississippi Val.	52 54							
252	A Jackson St.	60 89	348	H Ark.-Pine Bluff	77 57							
192	H Prairie View	73 57	252	H Jackson St.	74 77							

Non-Div I Games:

Grambling

■ Loss,
 ■ Non-Conf,
 ■ S Site,
 ■ Home
 ■ A Away
 N Neutral

Average RPI Win:	283	WON-LOST	WINNING	LAST 10	STRENGTH OF	OPP. STRENGTH	TEAM	ADJ.	CONF.	ADJ CONF.
Average RPI Loss:	231	RECORD	PCT. RANK	GAMES	SCHEDULE	OF SCHEDULE	RPI	RPI	RPI	RPI
DIV. I ONLY	7- 19	291	0- 1	343	327	341	341	31	31	
DIV. I NON-CONF.	2- 8	293	0- 0	325	277	344	344	30	30	
TOTALS	RPI 1-25	RPI 26-50	W-L RECORDS	RPI 51-100	RPI 101-150	RPI 150+				
7- 19	0- 0	0- 0	OVERALL	0- 0	1- 3	6- 16				
6- 7	0- 0	0- 0	HOME	0- 0	1- 1	5- 6				
1- 12	0- 0	0- 0	AWAY	0- 0	0- 2	1- 10				
0- 0	0- 0	0- 0	NEUTRAL	0- 0	0- 0	0- 0				
2- 8	0- 0	0- 0	NON-CONFERENCE	0- 0	0- 2	2- 6				
2- 3	0- 0	0- 0	HOME	0- 0	0- 1	2- 2				
0- 5	0- 0	0- 0	AWAY	0- 0	0- 1	0- 4				
0- 0	0- 0	0- 0	NEUTRAL	0- 0	0- 0	0- 0				
5- 11	0- 0	0- 0	CONFERENCE	0- 0	1- 1	4- 10				
4- 4	0- 0	0- 0	HOME	0- 0	1- 0	3- 4				
1- 7	0- 0	0- 0	AWAY	0- 0	0- 1	1- 6				
0- 0	0- 0	0- 0	NEUTRAL	0- 0	0- 0	0- 0				

[illegible]

Non-Div I Games:

Grand Canyon

Loss, Non-Conf, S Site, H Home A Away N Neutral

Average RPI Win:	214	WON-LOST	WINNING	LAST 10	STRENGTH OF	OPP. STRENGTH	TEAM	ADJ.	CONF.	ADJ CONF.
Average RPI Loss:	66	RECORD	PCT. RANK	GAMES	SCHEDULE	OF SCHEDULE	RPI	RPI	RPI	RPI
DIV. I ONLY	21- 8	55	1- 0	115	177	63	63	21	21	
DIV. I NON-CONF.	4- 5	190	0- 0	3	21	36	36	19	19	
TOTALS	RPI 1-25	RPI 26-50	W-L RECORDS	RPI 51-100	RPI 101-150	RPI 150+				
21- 8	0- 2	1- 2	OVERALL	2- 1	4- 3	14- 0				
12- 2	0- 0	0- 0	HOME	2- 0	2- 2	8- 0				
8- 6	0- 2	1- 2	AWAY	0- 1	1- 1	6- 0				
1- 0	0- 0	0- 0	NEUTRAL	0- 0	1- 0	0- 0				
4- 5	0- 2	1- 2	NON-CONFERENCE	1- 0	1- 1	1- 0				
3- 1	0- 0	0- 0	HOME	1- 0	1- 1	1- 0				
1- 4	0- 2	1- 2	AWAY	0- 0	0- 0	0- 0				
0- 0	0- 0	0- 0	NEUTRAL	0- 0	0- 0	0- 0				
17- 3	0- 0	0- 0	CONFERENCE	1- 1	3- 2	13- 0				
9- 1	0- 0	0- 0	HOME	1- 0	1- 1	7- 0				
7- 2	0- 0	0- 0	AWAY	0- 1	1- 1	6- 0				
1- 0	0- 0	0- 0	NEUTRAL	0- 0	1- 0	0- 0				

RPI 1-25				RPI 26-50				RPI 51-100				Team's RPI: 63	RPI 101+			
RPI	S	Opponent	Score	RPI	S	Opponent	Score	RPI	S	Opponent	Score		RPI	S	Opponent	Score
12	A	Marquette	54 80	29	A	Missouri	56 49	59	H	Maine	70 39		113	H	Northwestern	55 57
22	A	DePaul	64 73	30	A	South Dakota St.	47 77	67	A	Wright St.	67 85		115	H	Dayton	51 35
				37	A	South Dakota	49 55	67	H	Wright St.	56 37		120	A	Youngstown St.	59 70
													120	H	Youngstown St.	60 42
													120	N	Youngstown St.	55 53
													130	A	IUPUI	45 43
													130	H	IUPUI	63 67
													185	H	Wisconsin	55 46
													195	A	Milwaukee	76 62
													195	H	Milwaukee	59 45
													241	A	Northern Ky.	81 61
													241	H	Northern Ky.	70 42
													280	A	Cleveland St.	76 63
													280	H	Cleveland St.	73 30
													280	H	Cleveland St.	62 53
													309	A	Oakland	77 53
													309	H	Oakland	72 32
													335	A	Detroit Mercy	65 40
													335	H	Detroit Mercy	82 37
													339	A	UIC	77 53
													339	H	UIC	62 32
LAST 12 Division I GAMES:																
				280	H	Cleveland St.	73 30					280	A	Cleveland St.	76 63	
				120	N	Youngstown St.	55 53					120	A	Youngstown St.	59 70	
				339	A	UIC	77 53					67	H	Wright St.	56 37	
				130	A	IUPUI	45 43					241	H	Northern Ky.	70 42	
				335	H	Detroit Mercy	82 37					195	H	Milwaukee	59 45	
				309	H	Oakland	72 32					130	H	IUPUI	63 67	

Non-Div I Games: Wis.-Parkside 81 32

Green Bay

■ Loss,
■ Non-Conf,
■ S Site,
■ Home
■ A Away
N Neutral

Average RPI Win:	261	WON-LOST	WINNING	LAST 10	STRENGTH OF	OPP. STRENGTH	TEAM	ADJ.	CONF.	ADJ CONF.
Average RPI Loss:	169	RECORD	PCT. RANK	GAMES	SCHEDULE	OF SCHEDULE	RPI	RPI	RPI	RPI
DIV. I ONLY	15- 13	148	0- 1	264	285	196	196	27	27	
DIV. I NON-CONF.	3- 7	256	0- 1	221	124	275	275	29	29	
TOTALS	RPI 1-25	RPI 26-50	W-L RECORDS	RPI 51-100	RPI 101-150	RPI 150+				
15- 13	1- 1	0- 0	OVERALL	1- 4	0- 0	13- 8				
9- 4	1- 0	0- 0	HOME	1- 1	0- 0	7- 3				
6- 7	0- 1	0- 0	AWAY	0- 2	0- 0	6- 4				
0- 2	0- 0	0- 0	NEUTRAL	0- 1	0- 0	0- 1				
3- 7	1- 1	0- 0	NON-CONFERENCE	0- 1	0- 0	2- 5				
2- 2	1- 0	0- 0	HOME	0- 0	0- 0	1- 2				
1- 3	0- 1	0- 0	AWAY	0- 0	0- 0	1- 2				
0- 2	0- 0	0- 0	NEUTRAL	0- 1	0- 0	0- 1				
12- 6	0- 0	0- 0	CONFERENCE	1- 3	0- 0	11- 3				
7- 2	0- 0	0- 0	HOME	1- 1	0- 0	6- 1				
5- 4	0- 0	0- 0	AWAY	0- 2	0- 0	5- 2				
0- 0	0- 0	0- 0	NEUTRAL	0- 0	0- 0	0- 0				

RPI 1-25				RPI 26-50				RPI 51-100				RPI 101+ Team's RPI: 196			
RPI	S	Opponent	Score	RPI	S	Opponent	Score	RPI	S	Opponent	Score	RPI	S	Opponent	Score
9	A	NC State	51 83					62	N	SFA	68 70	170	H	Chattanooga	50 58
25	H	James Madison	72 65					87	A	Radford	59 84	182	A	UNC Asheville	61 58
								87	H	Radford	68 54	194	A	Cornell	53 79
								99	A	High Point	73 82	207	A	Campbell	46 52
								99	H	High Point	98 104	207	H	Campbell	61 50
												226	H	Elon	62 77
												244	A	Gardner-Webb	46 68
												244	H	Gardner-Webb	82 80
												250	A	Columbia	63 88
												263	N	Sacramento St.	61 65
												289	H	Samford	64 57
												292	A	Charleston So.	74 66
												292	H	Charleston So.	57 72
												299	A	Winthrop	84 63
												299	H	Winthrop	88 63
												306	A	Fla. Atlantic	72 68
												331	A	Presbyterian	82 68
												331	H	Presbyterian	79 62
												340	A	Longwood	86 70
												340	H	Longwood	66 40
												343	H	USC Upstate	67 43
LAST 12 Division I GAMES:															
263	N	Sacramento St.	61 65	244	A	Gardner-Webb	46 68								
299	H	Winthrop	88 63	292	H	Charleston So.	57 72								
87	A	Radford	59 84	207	H	Campbell	61 50								
99	H	High Point	98 104	331	H	Presbyterian	79 62								
331	A	Presbyterian	82 68	99	A	High Point	73 82								
340	A	Longwood	86 70	343	H	USC Upstate	67 43								

Non-Div I Games: Mid-Atlantic Christl15 48

Hampton

■ Loss,
 ■ Non-Conf,
 ■ S Site,
 ■ Home
 ■ A Away
 N Neutral

Average RPI Win: 248	WON-LOST	WINNING	LAST 10	STRENGTH OF	OPP. STRENGTH	TEAM	ADJ.	CONF.	ADJ CONF.
Average RPI Loss: 76	RECORD	PCT. RANK	GAMES	SCHEDULE	OF SCHEDULE	RPI	RPI	RPI	RPI
DIV. I ONLY	23- 9	56	1- 0	195	217	104	104	23	23
DIV. I NON-CONF.	7- 7	162	0- 0	128	90	142	142	24	24
TOTALS	RPI 1-25	RPI 26-50	W-L RECORDS	RPI 51-100	RPI 101-150	RPI 150+			
23- 9	0- 2	0- 1	OVERALL	2- 4	3- 1	18- 1			
14- 2	0- 0	0- 1	HOME	2- 1	2- 0	10- 0			
9- 5	0- 1	0- 0	AWAY	0- 3	1- 0	8- 1			
0- 2	0- 1	0- 0	NEUTRAL	0- 0	0- 1	0- 0			
7- 7	0- 2	0- 1	NON-CONFERENCE	1- 3	0- 1	6- 0			
4- 2	0- 0	0- 1	HOME	1- 1	0- 0	3- 0			
3- 3	0- 1	0- 0	AWAY	0- 2	0- 0	3- 0			
0- 2	0- 1	0- 0	NEUTRAL	0- 0	0- 1	0- 0			
16- 2	0- 0	0- 0	CONFERENCE	1- 1	3- 0	12- 1			
10- 0	0- 0	0- 0	HOME	1- 0	2- 0	7- 0			
6- 2	0- 0	0- 0	AWAY	0- 1	1- 0	5- 1			
0- 0	0- 0	0- 0	NEUTRAL	0- 0	0- 0	0- 0			

RPI 1-25				RPI 26-50				RPI 51-100				RPI 101+				Team's RPI: 104	
RPI	S	Opponent	Score	RPI	S	Opponent	Score	RPI	S	Opponent	Score	RPI	S	Opponent	Score		
3	N	Louisville	69 86	41	H	Michigan St.	66 74	51	H	Princeton	38 75	138	A	Stony Brook	64 36		
18	A	Miami (FL)	62 75					53	A	New Mexico	65 72	138	H	Stony Brook	64 59		
								55	A	Villanova	41 59	138	H	Stony Brook	73 62		
								59	A	Maine	58 78	149	N	Southern Ill.	50 72		
								59	H	Maine	49 46	161	H	William & Mary	50 45		
								88	H	Harvard	73 60	235	A	Albany (NY)	68 56		
												235	H	Albany (NY)	82 35		
												251	A	Binghamton	62 73		
												251	H	Binghamton	63 50		
												258	A	Rhode Island	65 51		
												278	A	Vermont	76 48		
												278	H	Vermont	61 32		
												293	H	Bryant	67 57		
												305	A	UMBC	66 52		
												305	H	UMBC	65 48		
												305	H	UMBC	92 47		
												311	H	Morgan St.	80 59		
												316	A	New Hampshire	66 48		
												316	H	New Hampshire	56 49		
												323	A	NJIT	84 53		
												326	A	UMass Lowell	66 44		
												326	H	UMass Lowell	69 45		
												327	A	Central Conn. St.	54 52		
LAST 12 Division I GAMES:																	
138	H	Stony Brook	64 59	326	H	UMass Lowell	69 45										
305	H	UMBC	65 48	316	H	New Hampshire	56 49										
53	A	New Mexico	65 72	278	A	Vermont	76 48										
18	A	Miami (FL)	62 75	59	A	Maine	58 78										
235	A	Albany (NY)	68 56	305	H	UMBC	92 47										
251	H	Binghamton	63 50	138	H	Stony Brook	73 62										

Non-Div I Games:

Hartford

■ Loss,
■ Non-Conf, S Site,
■ Home
■ Away
N Neutral

Harvard

Through Games Of March 11, 2019

Average RPI Win:	200	WON-LOST	WINNING	LAST 10	STRENGTH OF	OPP. STRENGTH	TEAM	ADJ.	CONF.	ADJ CONF.
Average RPI Loss:	79	RECORD	PCT. RANK	GAMES	SCHEDULE	OF SCHEDULE	RPI	RPI	RPI	RPI
DIV. I ONLY	16- 11	124	1- 0	72	114	88	88	11	11	
DIV. I NON-CONF.	7- 6	153	1- 0	51	55	76	76	11	11	
TOTALS	RPI 1-25	RPI 26-50	W-L RECORDS	RPI 51-100	RPI 101-150	RPI 150+				
16- 11	0- 1	1- 2	OVERALL	1- 5	2- 2	12- 1				
8- 4	0- 0	0- 2	HOME	1- 2	1- 0	6- 0				
7- 7	0- 1	1- 0	AWAY	0- 3	1- 2	5- 1				
1- 0	0- 0	0- 0	NEUTRAL	0- 0	0- 0	1- 0				
7- 6	0- 1	1- 2	NON-CONFERENCE	0- 2	1- 1	5- 0				
2- 3	0- 0	0- 2	HOME	0- 1	0- 0	2- 0				
4- 3	0- 1	1- 0	AWAY	0- 1	1- 1	2- 0				
1- 0	0- 0	0- 0	NEUTRAL	0- 0	0- 0	1- 0				
9- 5	0- 0	0- 0	CONFERENCE	1- 3	1- 1	7- 1				
6- 1	0- 0	0- 0	HOME	1- 1	1- 0	4- 0				
3- 4	0- 0	0- 0	AWAY	0- 2	0- 1	3- 1				
0- 0	0- 0	0- 0	NEUTRAL	0- 0	0- 0	0- 0				

RPI	S	Opponent	Score	RPI	S	Opponent	Score	RPI	S	Opponent	Score	RPI	S	Opponent	Score
1	A	Notre Dame	58 103	27	H	Rutgers	49 60	51	A	Princeton	58 61	104	A	Hartford	60 73
				39	H	Quinnipiac	67 72	51	H	Princeton	71 75	137	A	Yale	62 65
				40	A	California	85 79	57	A	Penn	70 75	137	H	Yale	83 69
								57	H	Penn	80 72	145	A	CSUN	75 55
								59	H	Maine	60 67	174	H	Boston U.	67 47
								89	A	Purdue	65 66	194	A	Cornell	68 61
												194	H	Cornell	80 38
												211	A	Dartmouth	73 57
												211	H	Dartmouth	56 46
												213	N	Jacksonville St.	69 62
												250	A	Columbia	65 75
												250	H	Columbia	69 56
												258	A	Rhode Island	80 47
												274	A	Siena	73 54
												281	A	Brown	100 83
												281	H	Brown	98 55
												284	H	La Salle	88 43
LAST 12 Division I GAMES:															
145	A	CSUN	75 55	281	H	Brown	98 55								
250	H	Columbia	69 56	57	H	Penn	80 72								
194	H	Cornell	80 38	51	H	Princeton	71 75								
51	A	Princeton	58 61	194	A	Cornell	68 61								
57	A	Penn	70 75	250	A	Columbia	65 75								
137	H	Yale	83 69	281	A	Brown	100 83								

Non-Div I Games:

Harvard

Loss, Non-Conf, S Site, H Home A Away N Neutral

Average RPI Win: 225	WON-LOST	WINNING	LAST 10	STRENGTH OF	OPP. STRENGTH	TEAM	ADJ.	CONF.	ADJ CONF.
Average RPI Loss: 155	RECORD	PCT. RANK	GAMES	SCHEDULE	OF SCHEDULE	RPI	RPI	RPI	RPI
DIV. I ONLY	13- 15	198	0- 1	174	218	199	199	20	20
DIV. I NON-CONF.	3- 9	271	0- 1	133	140	258	258	20	20
TOTALS	RPI 1-25	RPI 26-50	W-L RECORDS	RPI 51-100	RPI 101-150	RPI 150+			
13- 15	0- 1	0- 0	OVERALL	2- 5	1- 1	10- 8			
7- 8	0- 1	0- 0	HOME	2- 3	0- 1	5- 3			
6- 6	0- 0	0- 0	AWAY	0- 1	1- 0	5- 5			
0- 1	0- 0	0- 0	NEUTRAL	0- 1	0- 0	0- 0			
3- 9	0- 1	0- 0	NON-CONFERENCE	1- 4	0- 0	2- 4			
2- 5	0- 1	0- 0	HOME	1- 3	0- 0	1- 1			
1- 3	0- 0	0- 0	AWAY	0- 0	0- 0	1- 3			
0- 1	0- 0	0- 0	NEUTRAL	0- 1	0- 0	0- 0			
10- 6	0- 0	0- 0	CONFERENCE	1- 1	1- 1	8- 4			
5- 3	0- 0	0- 0	HOME	1- 0	0- 1	4- 2			
5- 3	0- 0	0- 0	AWAY	0- 1	1- 0	4- 2			
0- 0	0- 0	0- 0	NEUTRAL	0- 0	0- 0	0- 0			

RPI 1-25				RPI 26-50				RPI 51-100				RPI 101+ Team's RPI: 199			
RPI	S	Opponent	Score	RPI	S	Opponent	Score	RPI	S	Opponent	Score	RPI	S	Opponent	Score
4	H	Stanford	59 81					61	H	FGCU	67 73	145	A	CSUN	69 68
								78	H	American	57 69	145	H	CSUN	29 49
								83	A	UC Davis	46 72	152	A	UC Riverside	51 44
								83	H	UC Davis	65 60	152	H	UC Riverside	55 60
								85	H	Idaho	69 61	178	A	UC Irvine	70 68
								93	N	Utah	48 73	178	H	UC Irvine	48 53
								97	H	Pepperdine	64 65	189	H	Portland	65 72
												200	A	UNLV	66 61
												202	A	San Diego St.	57 58
												245	A	Nevada	78 79
												253	A	Cal St. Fullerton	68 72
												253	H	Cal St. Fullerton	70 55
												269	A	San Diego	50 58
												275	A	Long Beach St.	40 56
												275	H	Long Beach St.	63 49
												290	A	UC Santa Barbara	47 35
												290	H	UC Santa Barbara	72 49
												320	A	Cal Poly	71 54
												320	H	Cal Poly	70 52
												338	H	Seattle U	67 51
LAST 12 Division I GAMES:															
				93	N	Utah	48 73	275	H	Long Beach St.	63 49				
				145	A	CSUN	69 68	290	H	UC Santa Barbara	72 49				
				152	A	UC Riverside	51 44	275	A	Long Beach St.	40 56				
				253	H	Cal St. Fullerton	70 55	178	A	UC Irvine	70 68				
				83	A	UC Davis	46 72	320	H	Cal Poly	70 52				
				178	H	UC Irvine	48 53	152	H	UC Riverside	55 60				

Non-Div I Games: Hawaii Pacific 66 51

Hawaii

Average RPI Win:	264	WON-LOST	WINNING	LAST 10	STRENGTH OF	OPP. STRENGTH	TEAM	ADJ.	CONF.	ADJ CONF.
Average RPI Loss:	90	RECORD	PCT. RANK	GAMES	SCHEDULE	OF SCHEDULE	RPI	RPI	RPI	RPI
DIV. I ONLY	20- 7	52	1- 0	223	299	99	99	27	27	
DIV. I NON-CONF.	5- 4	139	0- 0	132	204	107	107	29	29	
TOTALS	RPI 1-25	RPI 26-50	W-L RECORDS	RPI 51-100	RPI 101-150	RPI 150+				
20- 7	0- 1	0- 2	OVERALL	1- 2	0- 0	19- 2				
12- 1	0- 0	0- 0	HOME	1- 1	0- 0	11- 0				
8- 6	0- 1	0- 2	AWAY	0- 1	0- 0	8- 2				
0- 0	0- 0	0- 0	NEUTRAL	0- 0	0- 0	0- 0				
5- 4	0- 1	0- 2	NON-CONFERENCE	1- 0	0- 0	4- 1				
4- 0	0- 0	0- 0	HOME	1- 0	0- 0	3- 0				
1- 4	0- 1	0- 2	AWAY	0- 0	0- 0	1- 1				
0- 0	0- 0	0- 0	NEUTRAL	0- 0	0- 0	0- 0				
15- 3	0- 0	0- 0	CONFERENCE	0- 2	0- 0	15- 1				
8- 1	0- 0	0- 0	HOME	0- 1	0- 0	8- 0				
7- 2	0- 0	0- 0	AWAY	0- 1	0- 0	7- 1				
0- 0	0- 0	0- 0	NEUTRAL	0- 0	0- 0	0- 0				

RPI 1-25				RPI 26-50				RPI 51-100				Team's RPI: 99	RPI 101+			
RPI	S	Opponent	Score	RPI	S	Opponent	Score	RPI	S	Opponent	Score		RPI	S	Opponent	Score
21	A	Kentucky	49 71	48	A	Miami (OH)	55 68	78	H	American	66 61		154	A	Davidson	62 71
				50	A	Clemson	64 83	87	A	Radford	58 80		182	A	UNC Asheville	56 67
								87	H	Radford	79 84		182	H	UNC Asheville	82 81
													196	A	Hampton	104 98
													196	H	Hampton	82 73
													207	A	Campbell	70 69
													207	H	Campbell	65 60
													243	A	ETSU	73 65
													244	A	Gardner-Webb	78 61
													244	H	Gardner-Webb	78 70
													277	H	Norfolk St.	83 51
													292	A	Charleston So.	69 62
													292	H	Charleston So.	71 64
													299	H	Winthrop	56 54
													308	H	UNC Greensboro	82 75
													331	A	Presbyterian	70 63
													331	H	Presbyterian	79 40
													336	H	N.C. Central	80 69
													340	A	Longwood	65 54
													340	H	Longwood	70 47
													343	A	USC Upstate	87 61
LAST 12 Division I GAMES:																
207	A	Campbell	70 69	292	A	Charleston So.	69 62									
182	H	UNC Asheville	82 81	87	H	Radford	79 84									
196	A	Hampton	104 98	340	A	Longwood	65 54									
340	H	Longwood	70 47	196	H	Hampton	82 73									
244	H	Gardner-Webb	78 70	299	H	Winthrop	56 54									
331	A	Presbyterian	70 63	292	H	Charleston So.	71 64									

Non-Div I Games: Greensboro 102 50 Mars Hill 86 36

High Point

■ Loss,
 ■ Non-Conf, S Site,
 ■ Home
 ■ Away
 N Neutral

Average RPI Win: 234	WON-LOST	WINNING	LAST 10	STRENGTH OF	OPP. STRENGTH	TEAM	ADJ.	CONF.	ADJ CONF.
Average RPI Loss: 139	RECORD	PCT. RANK	GAMES	SCHEDULE	OF SCHEDULE	RPI	RPI	RPI	RPI
DIV. I ONLY	8- 21	283	0- 1	129	176	248	248	10	10
DIV. I NON-CONF.	5- 6	177	0- 0	203	335	200	200	10	10
TOTALS	RPI 1-25	RPI 26-50	W-L RECORDS	RPI 51-100	RPI 101-150	RPI 150+			
8- 21	0- 2	0- 0	OVERALL	0- 3	2- 8	6- 8			
3- 9	0- 1	0- 0	HOME	0- 1	1- 3	2- 4			
4- 10	0- 1	0- 0	AWAY	0- 1	1- 4	3- 4			
1- 2	0- 0	0- 0	NEUTRAL	0- 1	0- 1	1- 0			
5- 6	0- 0	0- 0	NON-CONFERENCE	0- 1	0- 2	5- 3			
1- 2	0- 0	0- 0	HOME	0- 0	0- 0	1- 2			
3- 2	0- 0	0- 0	AWAY	0- 0	0- 1	3- 1			
1- 2	0- 0	0- 0	NEUTRAL	0- 1	0- 1	1- 0			
3- 15	0- 2	0- 0	CONFERENCE	0- 2	2- 6	1- 5			
2- 7	0- 1	0- 0	HOME	0- 1	1- 3	1- 2			
1- 8	0- 1	0- 0	AWAY	0- 1	1- 3	0- 3			
0- 0	0- 0	0- 0	NEUTRAL	0- 0	0- 0	0- 0			

RPI S	Opponent	Score	RPI S	Opponent	Score	RPI S	Opponent	Score	RPI S	Opponent	Score	Team's RPI: 248
25	A James Madison	54 77				64	A Drexel	39 62	102	A Northeastern	63 62	
25	H James Madison	44 59				64	H Drexel	49 61	102	H Northeastern	78 61	
						67	N Wright St.	64 93	116	A UNCW	54 89	
									116	H UNCW	51 61	
									120	N Marist	57 71	
									125	A Towson	68 92	
									125	H Towson	56 68	
									128	A Delaware	47 57	
									128	H Delaware	59 78	
									138	A Stony Brook	49 77	
									161	A William & Mary	72 83	
									161	H William & Mary	55 60	
									176	A Holy Cross	66 72	
									180	H Sacred Heart	64 70	
									209	N Stetson	53 50	
									226	A Elon	52 55	
									226	H Elon	64 77	
									250	H Columbia	63 65	
									261	A St. Bonaventure	67 59	
									274	A Siena	57 50	
									296	A Col. of Charleston	62 70	
									296	H Col. of Charleston	68 49	
									305	A UMBC	45 42	
									324	H Iona	74 49	
LAST 12 Division I GAMES:												
161	A William & Mary	72 83	64	A Drexel	39 62							
226	A Elon	52 55	25	H James Madison	44 59							
116	H UNCW	51 61	125	H Towson	56 68							
296	H Col. of Charleston	68 49	296	A Col. of Charleston	62 70							
102	A Northeastern	63 62	116	A UNCW	54 89							
128	A Delaware	47 57	102	H Northeastern	78 61							

Non-Div I Games: Wilmington (DE) 77 56

Hofstra

■ Loss,
 ■ Non-Conf,
 ■ S Site,
 ■ Home
 ■ A Away
 N Neutral

Holy Cross

Through Games Of March 11, 2019

Average RPI Win:	238	WON-LOST	WINNING	LAST 10	STRENGTH OF	OPP. STRENGTH	TEAM	ADJ.	CONF.	ADJ CONF.
Average RPI Loss:	191	RECORD	PCT. RANK	GAMES	SCHEDULE	OF SCHEDULE	RPI	RPI	RPI	RPI
DIV. I ONLY	18- 12	117	1- 0	297	240	176	176	18	18	
DIV. I NON-CONF.	8- 3	72	0- 0	341	292	205	205	21	21	
TOTALS	RPI 1-25	RPI 26-50	W-L RECORDS	RPI 51-100	RPI 101-150	RPI 150+				
18- 12	0- 0	1- 1	OVERALL	0- 2	0- 3	17- 6				
11- 4	0- 0	1- 0	HOME	0- 1	0- 1	10- 2				
7- 8	0- 0	0- 1	AWAY	0- 1	0- 2	7- 4				
0- 0	0- 0	0- 0	NEUTRAL	0- 0	0- 0	0- 0				
8- 3	0- 0	0- 0	NON-CONFERENCE	0- 0	0- 1	8- 2				
5- 1	0- 0	0- 0	HOME	0- 0	0- 0	5- 1				
3- 2	0- 0	0- 0	AWAY	0- 0	0- 1	3- 1				
0- 0	0- 0	0- 0	NEUTRAL	0- 0	0- 0	0- 0				
10- 9	0- 0	1- 1	CONFERENCE	0- 2	0- 2	9- 4				
6- 3	0- 0	1- 0	HOME	0- 1	0- 1	5- 1				
4- 6	0- 0	0- 1	AWAY	0- 1	0- 1	4- 3				
0- 0	0- 0	0- 0	NEUTRAL	0- 0	0- 0	0- 0				

RPI S	Opponent	Score	RPI S	Opponent	Score	RPI S	Opponent	Score	RPI S	Opponent	Score	Team's RPI: 176
42	A Bucknell	71 75	42	H Bucknell	61 60	78	A American	58 70	126	A Lehigh	55 64	
						78	H American	44 71	126	H Lehigh	74 79	
									132	A Boston College	63 89	
									171	H Rider	71 61	
									174	A Boston U.	72 70	
									174	A Boston U.	64 61	
									174	H Boston U.	75 69	
									235	A Albany (NY)	56 50	
									246	A Colgate	80 67	
									246	H Colgate	67 70	
									248	H Hofstra	72 66	
									255	A Navy	47 54	
									255	H Navy	47 44	
									258	H Rhode Island	73 65	
									264	H Manhattan	61 53	
									265	A Loyola Maryland	58 48	
									265	H Loyola Maryland	78 60	
									278	A Vermont	65 40	
									281	H Brown	85 89	
									291	A Army West Point	53 60	
									291	H Army West Point	58 39	
									293	A Bryant	81 62	
									316	A New Hampshire	62 74	
									317	A Lafayette	63 73	
									317	H Lafayette	56 53	
									326	H UMass Lowell	63 54	
LAST 12 Division I GAMES:												
174	A Boston U.	72 70	174	A Boston U.	64 61	255	H Navy	47 44				
126	H Lehigh	74 79	265	A Loyola Maryland	58 48							
246	A Colgate	80 67	317	H Lafayette	56 53							
78	H American	44 71	78	A American	58 70							
42	H Bucknell	61 60	42	A Bucknell	71 75							
291	A Army West Point	53 60										

Non-Div I Games:

Holy Cross

Loss, Non-Conf, S Site, H Home A Away N Neutral

Average RPI Win:	201	WON-LOST	WINNING	LAST 10	STRENGTH OF	OPP. STRENGTH	TEAM	ADJ.	CONF.	ADJ CONF.
Average RPI Loss:	70	RECORD	PCT. RANK	GAMES	SCHEDULE	OF SCHEDULE	RPI	RPI	RPI	RPI
DIV. I ONLY	15- 15	170	0- 1	63	82	109	109	9	9	
DIV. I NON-CONF.	6- 7	172	0- 0	81	103	116	116	8	8	
TOTALS	RPI 1-25	RPI 26-50	W-L RECORDS	RPI 51-100	RPI 101-150	RPI 150+				
15- 15	0- 5	0- 1	OVERALL	1- 4	1- 3	13- 2				
6- 7	0- 3	0- 0	HOME	1- 2	0- 2	5- 0				
9- 7	0- 2	0- 1	AWAY	0- 2	1- 0	8- 2				
0- 1	0- 0	0- 0	NEUTRAL	0- 0	0- 1	0- 0				
6- 7	0- 1	0- 1	NON-CONFERENCE	1- 3	0- 1	5- 1				
1- 4	0- 1	0- 0	HOME	1- 2	0- 1	0- 0				
5- 3	0- 0	0- 1	AWAY	0- 1	0- 0	5- 1				
0- 0	0- 0	0- 0	NEUTRAL	0- 0	0- 0	0- 0				
9- 8	0- 4	0- 0	CONFERENCE	0- 1	1- 2	8- 1				
5- 3	0- 2	0- 0	HOME	0- 0	0- 1	5- 0				
4- 4	0- 2	0- 0	AWAY	0- 1	1- 0	3- 1				
0- 1	0- 0	0- 0	NEUTRAL	0- 0	0- 1	0- 0				

RPI 1-25				RPI 26-50				RPI 51-100				RPI 101+ Team's RPI: 109			
RPI	S	Opponent	Score	RPI	S	Opponent	Score	RPI	S	Opponent	Score	RPI	S	Opponent	Score
6	A	UConn	61 83	40	A	California	79 80	53	H	New Mexico	84 89	114	A	South Fla.	54 52
6	H	UConn	61 81					61	A	FGCU	71 76	114	H	South Fla.	49 59
15	A	UCF	56 58					65	H	Georgia Tech	95 89	114	N	South Fla.	55 72
15	H	UCF	50 59					71	H	UT Arlington	61 65	132	H	Boston College	57 64
17	H	Texas A&M	52 68					76	A	Cincinnati	57 68	160	H	Tulsa	76 44

Houston Baptist

Through Games Of March 11, 2019

































































































Average RPI Win:	294	WON-LOST	WINNING	LAST 10	STRENGTH OF	OPP. STRENGTH	TEAM	ADJ.	CONF.	ADJ CONF.
Average RPI Loss:	193	RECORD	PCT. RANK	GAMES	SCHEDULE	OF SCHEDULE	RPI	RPI	RPI	RPI
DIV. I ONLY	5- 19	317	0- 0	310	275	332	332	25	25	
DIV. I NON-CONF.	1- 5	311	0- 0	296	170	337	337	23	23	
TOTALS	RPI 1-25	RPI 26-50	W-L RECORDS	RPI 51-100	RPI 101-150	RPI 150+				
5- 19	0- 0	0- 0	OVERALL	0- 3	0- 3	5- 13				
3- 8	0- 0	0- 0	HOME	0- 1	0- 1	3- 6				
2- 11	0- 0	0- 0	AWAY	0- 2	0- 2	2- 7				
0- 0	0- 0	0- 0	NEUTRAL	0- 0	0- 0	0- 0				
1- 5	0- 0	0- 0	NON-CONFERENCE	0- 0	0- 2	1- 3				
1- 1	0- 0	0- 0	HOME	0- 0	0- 0	1- 1				
0- 4	0- 0	0- 0	AWAY	0- 0	0- 2	0- 2				
0- 0	0- 0	0- 0	NEUTRAL	0- 0	0- 0	0- 0				
4- 14	0- 0	0- 0	CONFERENCE	0- 3	0- 1	4- 10				
2- 7	0- 0	0- 0	HOME	0- 1	0- 1	2- 5				
2- 7	0- 0	0- 0	AWAY	0- 2	0- 0	2- 5				
0- 0	0- 0	0- 0	NEUTRAL	0- 0	0- 0	0- 0				

RPI 1-25			RPI 26-50			RPI 51-100				RPI 101+			Team's RPI: 332				
RPI	S	Opponent	Score	RPI	S	Opponent	Score	RPI	S	Opponent	Score						
								54	A	Lamar University	50	63	142	A	Texas Tech	76	82
								54	H	Lamar University	49	97	143	A	Oklahoma St.	44	77
								62	A	SFA	53	65	144	H	Abilene Christian	62	72
													156	A	Nicholls St.	54	77
													156	H	Nicholls St.	55	58
													157	H	Oral Roberts	56	74
													172	A	Sam Houston St.	64	83
													172	H	Sam Houston St.	63	74
													187	A	North Texas	75	100
													256	A	Wichita St.	50	68
													273	A	A&M-Corpus Christi	74	56
													273	H	A&M-Corpus Christi	56	70
													282	H	New Orleans	83	74
													286	H	Central Ark.	58	77
													300	H	La.-Monroe	68	60
													307	A	Incarnate Word	67	52
													307	H	Incarnate Word	60	59
													312	A	McNeese	71	81
													312	H	McNeese	67	72
													315	A	Northwestern St.	46	63
													322	A	Southeastern La.	65	73
LAST 12 Division I GAMES:																	
				273	A	A&M-Corpus Christi	74	56		156	H	Nicholls St.	55	58			
				307	A	Incarnate Word	67	52		286	H	Central Ark.	58	77			
				312	H	McNeese	67	72		62	A	SFA	53	65			
				54	H	Lamar University	49	97		273	H	A&M-Corpus Christi	56	70			
				172	A	Sam Houston St.	64	83		307	H	Incarnate Word	60	59			
				315	A	Northwestern St.	46	63		312	A	McNeese	71	81			

Non-Div I Games: Howard Payne 93 60 Tex. A&M Int'l 81 48 McMurry 92 41 Southwest (NM) 100 57
Houston Baptist




Loss, Non-Conf, S Site, H Home A Away N Neutral

Average RPI Win: 304	WON-LOST	WINNING	LAST 10	STRENGTH OF	OPP. STRENGTH	TEAM	ADJ.	CONF.	ADJ CONF.
Average RPI Loss: 197	RECORD	PCT. RANK	GAMES	SCHEDULE	OF SCHEDULE	RPI	RPI	RPI	RPI
DIV. I ONLY	18- 12	117	1- 0	344	347	228	228	32	32
DIV. I NON-CONF.	7- 6	153	0- 0	293	301	197	197	32	32
TOTALS	RPI 1-25	RPI 26-50	W-L RECORDS	RPI 51-100	RPI 101-150	RPI 150+			
18- 12	0- 0	0- 1	OVERALL	0- 1	0- 1	18- 9			
8- 4	0- 0	0- 0	HOME	0- 0	0- 1	8- 3			
9- 8	0- 0	0- 1	AWAY	0- 1	0- 0	9- 6			
1- 0	0- 0	0- 0	NEUTRAL	0- 0	0- 0	1- 0			
7- 6	0- 0	0- 1	NON-CONFERENCE	0- 1	0- 1	7- 3			
2- 2	0- 0	0- 0	HOME	0- 0	0- 1	2- 1			
5- 4	0- 0	0- 1	AWAY	0- 1	0- 0	5- 2			
0- 0	0- 0	0- 0	NEUTRAL	0- 0	0- 0	0- 0			
11- 6	0- 0	0- 0	CONFERENCE	0- 0	0- 0	11- 6			
6- 2	0- 0	0- 0	HOME	0- 0	0- 0	6- 2			
4- 4	0- 0	0- 0	AWAY	0- 0	0- 0	4- 4			
1- 0	0- 0	0- 0	NEUTRAL	0- 0	0- 0	1- 0			

RPI S	Opponent	Score	RPI S	Opponent	Score	RPI S	Opponent	Score	RPI S	Opponent	Score	Team's RPI: 228
			36 	North Carolina	63  	76 	Cincinnati	51  	131 	Mercer	70  	
									161 	William & Mary	75  	
									197 	N.C. A&T	58  	
									207 	Campbell	69 	
									210 	UMES	72  	
									210 	UMES	73  	
									223 	Bethune-Cookman	63  	
									223 	Bethune-Cookman	61 	
									227 	George Mason	73 	
									271 	Niagara	68 	
									272 	Richmond	60  	
									274 	Siena	81  	
									277 	Norfolk St.	59  	
									277 	Norfolk St.	74 	
									284 	La Salle	57 	
									301 	South Carolina St.	63  	
									311 	Morgan St.	74 	
									311 	Morgan St.	79 	
									314 	Coppin St.	88 	
									321 	FIU	89 	
									323 	NJIT	77 	
									336 	N.C. Central	80 	
									337 	Delaware St.	78 	
									344 	Fairleigh Dickinson	79 	
									345 	Savannah St.	106 	
									346 	Florida A&M	81 	
LAST 12 Division I GAMES:												
			346 	N Florida A&M	59 	197 	N.C. A&T	58  				
			277 	Norfolk St.	59  	223 	Bethune-Cookman	63  				
			345 	Savannah St.	106 	346 	Florida A&M	81 				
			311 	Morgan St.	74 	277 	Norfolk St.	74 				
			314 	Coppin St.	88 	210 	UMES	73  				
			336 	N.C. Central	80 	337 	Delaware St.	78 				

Non-Div I Games:

Howard

 Loss,
  Non-Conf, S Site,
  Home
  Away
 N Neutral

H
o
w
a
r
d

RPI S Opponent Score

Through Games Of March 11, 2019

RPI	S	Opponent	Score	
346	H	Florida A&M	74	68
346	N	Florida A&M	59	53

H
o
w
a
r
d

Howard

Average RPI Win:	240	WON-LOST	WINNING	LAST 10	STRENGTH OF	OPP. STRENGTH	TEAM	ADJ.	CONF.	ADJ CONF.
Average RPI Loss:	99	RECORD	PCT. RANK	GAMES	SCHEDULE	OF SCHEDULE	RPI	RPI	RPI	RPI
DIV. I ONLY	19- 11	100	1- 0	209	191	130	130	21	21	
DIV. I NON-CONF.	5- 5	162	0- 0	83	91	100	100	19	19	
TOTALS	RPI 1-25	RPI 26-50	W-L RECORDS	RPI 51-100	RPI 101-150	RPI 150+				
19- 11	0- 1	0- 1	OVERALL	2- 5	2- 2	15- 2				
9- 4	0- 0	0- 1	HOME	0- 3	2- 0	7- 0				
9- 6	0- 1	0- 0	AWAY	1- 1	0- 2	8- 2				
1- 1	0- 0	0- 0	NEUTRAL	1- 1	0- 0	0- 0				
5- 5	0- 1	0- 1	NON-CONFERENCE	1- 1	1- 1	3- 1				
1- 2	0- 0	0- 1	HOME	0- 1	1- 0	0- 0				
3- 3	0- 1	0- 0	AWAY	0- 0	0- 1	3- 1				
1- 0	0- 0	0- 0	NEUTRAL	1- 0	0- 0	0- 0				
14- 6	0- 0	0- 0	CONFERENCE	1- 4	1- 1	12- 1				
8- 2	0- 0	0- 0	HOME	0- 2	1- 0	7- 0				
6- 3	0- 0	0- 0	AWAY	1- 1	0- 1	5- 1				
0- 1	0- 0	0- 0	NEUTRAL	0- 1	0- 0	0- 0				

RPI 1-25				RPI 26-50				RPI 51-100				RPI 101+				Team's RPI: 130	
RPI	S	Opponent	Score	RPI	S	Opponent	Score	RPI	S	Opponent	Score	RPI	S	Opponent	Score		
7	A	Iowa	58 72	34	H	Ohio	66 73	63	A	Green Bay	67 63	110	H	UT Martin	73 72		
								63	H	Green Bay	43 45	120	A	Youngstown St.	52 70		
								67	A	Wright St.	59 66	120	H	Youngstown St.	64 44		
								67	H	Wright St.	75 78	149	A	Southern Ill.	73 78		
								67	N	Wright St.	51 60	185	A	Wisconsin	64 65		
								90	H	UNI	40 53	195	A	Milwaukee	67 66		
								91	N	VCU	63 61	195	H	Milwaukee	76 55		
												230	A	Indiana St.	64 59		
												237	A	Ole Miss	66 58		
												241	A	Northern Ky.	57 60		
												241	H	Northern Ky.	60 44		
												241	H	Northern Ky.	70 48		
												280	A	Cleveland St.	75 50		
												280	H	Cleveland St.	64 36		
												303	A	UTSA	58 50		
												309	A	Oakland	76 70		
												309	H	Oakland	82 53		
												335	A	Detroit Mercy	58 41		
												335	H	Detroit Mercy	82 47		
												339	A	UIC	73 44		
												339	H	UIC	71 43		
LAST 12 Division I GAMES:																	
				241	H	Northern Ky.	60 44					309	A	Oakland	76 70		
				67	N	Wright St.	51 60					280	H	Cleveland St.	64 36		
				195	H	Milwaukee	76 55					120	H	Youngstown St.	64 44		
				63	H	Green Bay	43 45					67	A	Wright St.	59 66		
				339	A	UIC	73 44					241	A	Northern Ky.	57 60		
				335	A	Detroit Mercy	58 41					63	A	Green Bay	67 63		

Non-Div I Games: Purdue Northwest 101 40

IUPUI

■ Loss,
 ■ Non-Conf, S Site,
 ■ Home
 ■ Away
 N Neutral

Idaho

Through Games Of March 11, 2019

Average RPI Win:	205	WON-LOST	WINNING	LAST 10	STRENGTH OF	OPP. STRENGTH	TEAM	ADJ.	CONF.	ADJ CONF.
Average RPI Loss:	112	RECORD	PCT. RANK	GAMES	SCHEDULE	OF SCHEDULE	RPI	RPI	RPI	RPI
DIV. I ONLY	19- 10	89	0- 1	125	143	85	85	16	16	
DIV. I NON-CONF.	3- 6	241	0- 0	46	40	132	132	12	12	
TOTALS	RPI 1-25	RPI 26-50	W-L RECORDS	RPI 51-100	RPI 101-150	RPI 150+				
19- 10	0- 2	0- 1	OVERALL	1- 2	6- 2	12- 3				
10- 2	0- 0	0- 0	HOME	0- 1	3- 1	7- 0				
9- 7	0- 2	0- 0	AWAY	1- 1	3- 1	5- 3				
0- 1	0- 0	0- 1	NEUTRAL	0- 0	0- 0	0- 0				
3- 6	0- 2	0- 1	NON-CONFERENCE	0- 1	2- 0	1- 2				
2- 0	0- 0	0- 0	HOME	0- 0	1- 0	1- 0				
1- 5	0- 2	0- 0	AWAY	0- 1	1- 0	0- 2				
0- 1	0- 0	0- 1	NEUTRAL	0- 0	0- 0	0- 0				
16- 4	0- 0	0- 0	CONFERENCE	1- 1	4- 2	11- 1				
8- 2	0- 0	0- 0	HOME	0- 1	2- 1	6- 0				
8- 2	0- 0	0- 0	AWAY	1- 0	2- 1	5- 1				
0- 0	0- 0	0- 0	NEUTRAL	0- 0	0- 0	0- 0				

RPI 1-25				RPI 26-50				RPI 51-100 Team's RPI: 85				RPI 101+			
RPI	S	Opponent	Score	RPI	S	Opponent	Score	RPI	S	Opponent	Score	RPI	S	Opponent	Score
4	A	Stanford	71 115	46	N	Boise St.	85 91	60	A	Wyoming	61 64	122	A	Northern Colo.	72 77
13	A	Gonzaga	51 88					95	A	Idaho St.	86 72	122	H	Northern Colo.	72 86
								95	H	Idaho St.	67 73	124	A	Portland St.	81 68
												124	H	Portland St.	80 78
												142	A	Texas Tech	88 77
												145	H	CSUN	88 73
												146	A	Montana St.	82 66
												146	H	Montana St.	90 65
												183	A	Montana	79 82
												183	H	Montana	76 68
												199	A	Hawaii	61 69
												205	A	Eastern Wash.	75 74
												205	H	Eastern Wash.	84 68
												217	A	Northern Ariz.	86 69
												217	H	Northern Ariz.	90 72
												249	H	San Francisco	70 63
												263	A	Sacramento St.	69 65
												263	H	Sacramento St.	104 66
												268	A	Southern Utah	82 70
												268	H	Southern Utah	77 49
												275	A	Long Beach St.	63 70
												313	A	Weber St.	79 74
												313	H	Weber St.	86 78
LAST 12 Division I GAMES:															
				95	H	Idaho St.	67 73	205	A	Eastern Wash.	75 74				
				313	H	Weber St.	86 78	122	A	Northern Colo.	72 77				
				263	A	Sacramento St.	69 65	146	H	Montana St.	90 65				
				124	A	Portland St.	81 68	183	H	Montana	76 68				
				268	H	Southern Utah	77 49	268	A	Southern Utah	82 70				
				217	H	Northern Ariz.	90 72	217	A	Northern Ariz.	86 69				

Non-Div I Games:

Idaho

■ Loss,
 ■ Non-Conf, S Site,
 ■ Home
 ■ Away
 N Neutral

Average RPI Win:	212	WON-LOST	WINNING	LAST 10	STRENGTH OF	OPP. STRENGTH	TEAM	ADJ.	CONF.	ADJ CONF.
Average RPI Loss:	109	RECORD	PCT. RANK	GAMES	SCHEDULE	OF SCHEDULE	RPI	RPI	RPI	RPI
DIV. I ONLY	19- 9	75	1- 0	142	182	95	95	16	16	
DIV. I NON-CONF.	4- 4	162	0- 0	55	175	85	85	12	12	
TOTALS	RPI 1-25	RPI 26-50	W-L RECORDS	RPI 51-100	RPI 101-150	RPI 150+				
19- 9	0- 1	0- 0	OVERALL	2- 4	4- 2	13- 2				
9- 3	0- 0	0- 0	HOME	1- 1	2- 1	6- 1				
9- 5	0- 1	0- 0	AWAY	1- 2	2- 1	6- 1				
1- 1	0- 0	0- 0	NEUTRAL	0- 1	0- 0	1- 0				
4- 4	0- 1	0- 0	NON-CONFERENCE	1- 3	0- 0	3- 0				
2- 0	0- 0	0- 0	HOME	1- 0	0- 0	1- 0				
1- 3	0- 1	0- 0	AWAY	0- 2	0- 0	1- 0				
1- 1	0- 0	0- 0	NEUTRAL	0- 1	0- 0	1- 0				
15- 5	0- 0	0- 0	CONFERENCE	1- 1	4- 2	10- 2				
7- 3	0- 0	0- 0	HOME	0- 1	2- 1	5- 1				
8- 2	0- 0	0- 0	AWAY	1- 0	2- 1	5- 1				
0- 0	0- 0	0- 0	NEUTRAL	0- 0	0- 0	0- 0				

RPI 1-25				RPI 26-50				RPI 51-100 Team's RPI: 95				RPI 101+			
RPI	S	Opponent	Score	RPI	S	Opponent	Score	RPI	S	Opponent	Score	RPI	S	Opponent	Score
13	A	Gonzaga	51 70					65	N	Georgia Tech	51 74	122	A	Northern Colo.	56 60
								80	A	Arizona	46 71	122	H	Northern Colo.	59 61
								85	A	Idaho	73 67	124	A	Portland St.	58 57
								85	H	Idaho	72 86	124	H	Portland St.	72 54
								93	A	Utah	60 74	146	A	Montana St.	62 49
								97	H	Pepperdine	65 63	146	H	Montana St.	61 43
												183	A	Montana	59 60
												183	H	Montana	50 34
												205	A	Eastern Wash.	74 45
												205	H	Eastern Wash.	63 48
												215	A	California Baptist	72 57
												217	A	Northern Ariz.	80 69
												217	H	Northern Ariz.	77 81
												263	A	Sacramento St.	56 42
												263	H	Sacramento St.	73 43
												268	A	Southern Utah	69 57
												268	H	Southern Utah	80 47
												287	H	Utah Valley	80 68
												297	N	Kennesaw St.	60 49
												313	A	Weber St.	70 57
												313	H	Weber St.	84 57
LAST 12 Division I GAMES:															
85	A	Idaho	73 67	146	A	Montana St.	62 49	268	H	Southern Utah	80 47				
205	A	Eastern Wash.	74 45	217	H	Northern Ariz.	77 81	124	A	Portland St.	58 57				
122	H	Northern Colo.	59 61	263	A	Sacramento St.	56 42								
313	H	Weber St.	84 57	146	H	Montana St.	61 43								
124	H	Portland St.	72 54												
183	A	Montana	59 60												

Non-Div I Games: Benedictine Mesa 88 51

Idaho St.

Average RPI Win:	240	WON-LOST	WINNING	LAST 10	STRENGTH OF	OPP. STRENGTH	TEAM	ADJ.	CONF.	ADJ CONF.
Average RPI Loss:	81	RECORD	PCT. RANK	GAMES	SCHEDULE	OF SCHEDULE	RPI	RPI	RPI	RPI
DIV. I ONLY	10- 20	262	0- 1	106	78	225	225	4	4	
DIV. I NON-CONF.	8- 3	72	0- 0	306	256	188	188	6	6	
TOTALS	RPI 1-25	RPI 26-50	W-L RECORDS	RPI 51-100	RPI 101-150	RPI 150+				
10- 20	0- 4	0- 6	OVERALL	0- 3	1- 5	9- 2				
8- 9	0- 2	0- 4	HOME	0- 1	0- 2	8- 0				
2- 9	0- 2	0- 2	AWAY	0- 1	1- 3	1- 1				
0- 2	0- 0	0- 0	NEUTRAL	0- 1	0- 0	0- 1				
8- 3	0- 0	0- 2	NON-CONFERENCE	0- 0	0- 0	8- 1				
7- 1	0- 0	0- 1	HOME	0- 0	0- 0	7- 0				
1- 1	0- 0	0- 1	AWAY	0- 0	0- 0	1- 0				
0- 1	0- 0	0- 0	NEUTRAL	0- 0	0- 0	0- 1				
2- 17	0- 4	0- 4	CONFERENCE	0- 3	1- 5	1- 1				
1- 8	0- 2	0- 3	HOME	0- 1	0- 2	1- 0				
1- 8	0- 2	0- 1	AWAY	0- 1	1- 3	0- 1				
0- 1	0- 0	0- 0	NEUTRAL	0- 1	0- 0	0- 0				

RPI 1-25				RPI 26-50				RPI 51-100				RPI 101+ Team's RPI: 225			
RPI	S	Opponent	Score	RPI	S	Opponent	Score	RPI	S	Opponent	Score	RPI	S	Opponent	Score
7	A	Iowa	66 88	27	H	Rutgers	60 71	89	A	Purdue	50 72	101	A	Ohio St.	70 78
7	H	Iowa	75 94	29	H	Missouri	45 67	89	N	Purdue	60 72	108	A	Minnesota	66 62
14	A	Maryland	62 71	41	A	Michigan St.	60 77	94	H	Nebraska	67 77	113	A	Northwestern	45 68
14	H	Maryland	66 80	44	H	Michigan	56 70					113	H	Northwestern	56 64
				45	H	Indiana	83 85					147	A	Penn St.	48 62
				50	A	Clemson	67 69					147	H	Penn St.	65 76
												185	A	Wisconsin	67 75
												185	H	Wisconsin	78 68
												193	H	Eastern Mich.	72 66
												230	H	Indiana St.	75 57
												239	H	SIUE	74 57
												250	H	Columbia	76 69
												260	H	Murray St.	84 52
												263	N	Sacramento St.	107 109
												302	H	Alabama A&M	88 60
												310	H	Valparaiso	73 54
												320	A	Cal Poly	74 51
LAST 12 Division I GAMES:															
				89	N	Purdue	60 72	185	H	Wisconsin	78 68				
				14	A	Maryland	62 71	89	A	Purdue	50 72				
				147	H	Penn St.	65 76	14	H	Maryland	66 80				
				185	A	Wisconsin	67 75	101	A	Ohio St.	70 78				
				44	H	Michigan	56 70	113	H	Northwestern	56 64				
				7	A	Iowa	66 88	41	A	Michigan St.	60 77				

Non-Div I Games:

Illinois

■ Loss,
 ■ Non-Conf, S Site,
 ■ Home
 ■ Away
 N Neutral

Average RPI Win:	221	WON-LOST	WINNING	LAST 10	STRENGTH OF	OPP. STRENGTH	TEAM	ADJ.	CONF.	ADJ CONF.
Average RPI Loss:	152	RECORD	PCT. RANK	GAMES	SCHEDULE	OF SCHEDULE	RPI	RPI	RPI	RPI
DIV. I ONLY	17- 11	114	1- 0	217	211	141	141	13	13	
DIV. I NON-CONF.	6- 4	125	0- 0	298	307	174	174	15	15	
TOTALS	RPI 1-25	RPI 26-50	W-L RECORDS	RPI 51-100	RPI 101-150	RPI 150+				
17- 11	0- 2	0- 0	OVERALL	3- 2	2- 2	12- 5				
10- 3	0- 1	0- 0	HOME	1- 1	1- 1	8- 0				
7- 8	0- 1	0- 0	AWAY	2- 1	1- 1	4- 5				
0- 0	0- 0	0- 0	NEUTRAL	0- 0	0- 0	0- 0				
6- 4	0- 0	0- 0	NON-CONFERENCE	0- 1	0- 0	6- 3				
4- 0	0- 0	0- 0	HOME	0- 0	0- 0	4- 0				
2- 4	0- 0	0- 0	AWAY	0- 1	0- 0	2- 3				
0- 0	0- 0	0- 0	NEUTRAL	0- 0	0- 0	0- 0				
11- 7	0- 2	0- 0	CONFERENCE	3- 1	2- 2	6- 2				
6- 3	0- 1	0- 0	HOME	1- 1	1- 1	4- 0				
5- 4	0- 1	0- 0	AWAY	2- 0	1- 1	2- 2				
0- 0	0- 0	0- 0	NEUTRAL	0- 0	0- 0	0- 0				

RPI 1-25				RPI 26-50				RPI 51-100				RPI 101+				Team's RPI: 141
RPI	S	Opponent	Score	RPI	S	Opponent	Score	RPI	S	Opponent	Score	RPI	S	Opponent	Score	
16	A	Drake	61 88					70	A	Missouri St.	60 56	149	A	Southern Ill.	68 66	
16	H	Drake	64 82					70	H	Missouri St.	47 59	149	H	Southern Ill.	60 52	
								74	A	Butler	56 58	150	A	Bradley	65 75	
								90	A	UNI	54 53	150	H	Bradley	68 79	
								90	H	UNI	66 64	181	H	Saint Louis	72 67	
												193	A	Eastern Mich.	41 50	
												221	H	North Dakota	67 55	
												230	A	Indiana St.	44 59	
												230	H	Indiana St.	78 70	
												239	A	SIUE	61 68	
												241	A	Northern Ky.	58 53	
												242	A	UMKC	62 55	
												254	A	Loyola Chicago	59 62	
												254	H	Loyola Chicago	65 52	
												259	H	Austin Peay	61 49	
												280	A	Cleveland St.	63 67	
												309	H	Oakland	62 56	
												310	A	Valparaiso	70 67	
												310	H	Valparaiso	74 53	
												329	A	Evansville	72 61	
												329	H	Evansville	82 59	
LAST 12 Division I GAMES:																
90	A	UNI	54 53	70	A	Missouri St.	60 56									
16	A	Drake	61 88	230	H	Indiana St.	78 70									
310	H	Valparaiso	74 53	329	H	Evansville	82 59									
254	H	Loyola Chicago	65 52	310	A	Valparaiso	70 67									
150	A	Bradley	65 75	254	A	Loyola Chicago	59 62									
149	A	Southern Ill.	68 66	150	H	Bradley	68 79									

Non-Div I Games: Maryville (MO) 61 52

Illinois St.

■ Loss,
 ■ Non-Conf, S Site,
 ■ Home
 ■ Away
 N Neutral

Average RPI Win:	301	WON-LOST	WINNING	LAST 10	STRENGTH OF	OPP. STRENGTH	TEAM	ADJ.	CONF.	ADJ CONF.
Average RPI Loss:	162	RECORD	PCT. RANK	GAMES	SCHEDULE	OF SCHEDULE	RPI	RPI	RPI	RPI
DIV. I ONLY	5- 24	329	0- 1	150	284	307	307	25	25	
DIV. I NON-CONF.	0- 11	336	0- 0	76	192	297	297	23	23	
TOTALS	RPI 1-25	RPI 26-50	W-L RECORDS	RPI 51-100	RPI 101-150	RPI 150+				
5- 24	0- 1	0- 2	OVERALL	0- 6	0- 4	5- 11				
4- 9	0- 0	0- 1	HOME	0- 3	0- 2	4- 3				
1- 15	0- 1	0- 1	AWAY	0- 3	0- 2	1- 8				
0- 0	0- 0	0- 0	NEUTRAL	0- 0	0- 0	0- 0				
0- 11	0- 1	0- 2	NON-CONFERENCE	0- 2	0- 2	0- 4				
0- 4	0- 0	0- 1	HOME	0- 1	0- 1	0- 1				
0- 7	0- 1	0- 1	AWAY	0- 1	0- 1	0- 3				
0- 0	0- 0	0- 0	NEUTRAL	0- 0	0- 0	0- 0				
5- 13	0- 0	0- 0	CONFERENCE	0- 4	0- 2	5- 7				
4- 5	0- 0	0- 0	HOME	0- 2	0- 1	4- 2				
1- 8	0- 0	0- 0	AWAY	0- 2	0- 1	1- 5				
0- 0	0- 0	0- 0	NEUTRAL	0- 0	0- 0	0- 0				

RPI S	Opponent	Score	RPI S	Opponent	Score	RPI S	Opponent	Score	RPI S	Opponent	Score	Team's RPI: 307
23	A Arizona St.	43 81	35	H Rice	63 74	54	A Lamar University	53 79	108	A Minnesota	39 75	
			37	A South Dakota	43 96	54	H Lamar University	51 77	109	H Houston	60 79	
						62	A SFA	48 65	144	A Abilene Christian	53 102	
						62	H SFA	56 66	144	H Abilene Christian	50 71	
						71	H UT Arlington	49 97	156	A Nicholls St.	62 86	
						80	A Arizona	42 84	172	H Sam Houston St.	56 76	
									202	A San Diego St.	38 81	
									204	A Massachusetts	59 71	
									273	A A&M-Corpus Christi	49 57	
									273	H A&M-Corpus Christi	77 72	
									282	A New Orleans	55 58	
									282	H New Orleans	81 69	
									286	A Central Ark.	43 74	
									312	A McNeese	68 66	
									313	H Weber St.	64 72	
									315	H Northwestern St.	100 91	
									322	H Southeastern La.	76 69	
									332	A Houston Baptist	59 60	
									332	H Houston Baptist	52 67	
									341	A Grand Canyon	63 74	
LAST 12 Division I GAMES:												
144	A Abilene Christian	53 102	144	H Abilene Christian	50 71							
332	H Houston Baptist	52 67	322	H Southeastern La.	76 69							
273	H A&M-Corpus Christi	77 72	273	A A&M-Corpus Christi	49 57							
315	H Northwestern St.	100 91	282	A New Orleans	55 58							
62	A SFA	48 65	332	A Houston Baptist	59 60							
54	A Lamar University	53 79	282	H New Orleans	81 69							

Non-Div I Games:

Incarnate Word

Indiana

Through Games Of March 11, 2019

Average RPI Win:	124	WON-LOST	WINNING	LAST 10	STRENGTH OF	OPP. STRENGTH	TEAM	ADJ.	CONF.	ADJ CONF.
Average RPI Loss:	74	RECORD	PCT. RANK	GAMES	SCHEDULE	OF SCHEDULE	RPI	RPI	RPI	RPI
DIV. I ONLY	20- 12	104	1- 0	36	61	45	45	4	4	
DIV. I NON-CONF.	11- 1	13	0- 0	110	94	21	21	6	6	
TOTALS	RPI 1-25	RPI 26-50	W-L RECORDS	RPI 51-100	RPI 101-150	RPI 150+				
20- 12	1- 2	4- 4	OVERALL	4- 1	4- 4	7- 1				
11- 4	1- 1	2- 1	HOME	3- 0	2- 2	3- 0				
6- 6	0- 0	1- 3	AWAY	1- 1	0- 2	4- 0				
3- 2	0- 1	1- 0	NEUTRAL	0- 0	2- 0	0- 1				
11- 1	0- 0	2- 0	NON-CONFERENCE	2- 0	2- 0	5- 1				
6- 0	0- 0	0- 0	HOME	2- 0	1- 0	3- 0				
3- 0	0- 0	1- 0	AWAY	0- 0	0- 0	2- 0				
2- 1	0- 0	1- 0	NEUTRAL	0- 0	1- 0	0- 1				
9- 11	1- 2	2- 4	CONFERENCE	2- 1	2- 4	2- 0				
5- 4	1- 1	2- 1	HOME	1- 0	1- 2	0- 0				
3- 6	0- 0	0- 3	AWAY	1- 1	0- 2	2- 0				
1- 1	0- 1	0- 0	NEUTRAL	0- 0	1- 0	0- 0				

RPI 1-25				RPI 26-50				Team's RPI: 45	RPI 51-100				RPI 101+			
RPI	S	Opponent	Score	RPI	S	Opponent	Score		RPI	S	Opponent	Score	RPI	S	Opponent	Score
7	H	Iowa	75 73	27	A	Rutgers	64 69		70	H	Missouri St.	98 74	101	A	Ohio St.	50 55
7	N	Iowa	61 70	27	H	Rutgers	61 69		74	H	Butler	66 46	106	N	Loyola Marymount	67 43
14	H	Maryland	56 76	33	A	UCLA	67 65		89	A	Purdue	53 56	108	H	Minnesota	61 65
				37	N	South Dakota	68 60		89	H	Purdue	73 51	108	N	Minnesota	66 58
				41	A	Michigan St.	61 77		94	A	Nebraska	82 78	113	A	Northwestern	49 69
				41	H	Michigan St.	68 64						113	H	Northwestern	69 75
				44	A	Michigan	58 67						123	H	Northern Ill.	91 73
				44	H	Michigan	70 60						147	H	Penn St.	83 75
													151	A	Wake Forest	87 73
													185	A	Wisconsin	75 68
													195	H	Milwaukee	68 66
													203	N	Grambling	62 65
													216	H	Florida	83 64
													225	A	Illinois	85 83
													233	H	North Florida	75 52
													309	A	Oakland	59 32
LAST 12 Division I GAMES:																
108	N	Minnesota	66 58	44	A	Michigan	58 67									
7	N	Iowa	61 70	41	A	Michigan St.	61 77									
89	H	Purdue	73 51	108	H	Minnesota	61 65									
113	A	Northwestern	49 69	94	A	Nebraska	82 78									
7	H	Iowa	75 73	27	A	Rutgers	64 69									
27	H	Rutgers	61 69	14	H	Maryland	56 76									

Non-Div I Games:

Indiana

■ Loss,
 ■ Non-Conf, S Site,
 ■ Home
 ■ Away
 N Neutral

Average RPI Win:	254	WON-LOST	WINNING	LAST 10	STRENGTH OF	OPP. STRENGTH	TEAM	ADJ.	CONF.	ADJ CONF.
Average RPI Loss:	149	RECORD	PCT. RANK	GAMES	SCHEDULE	OF SCHEDULE	RPI	RPI	RPI	RPI
DIV. I ONLY	10- 18	248	0- 1	196	223	230	230	13	13	
DIV. I NON-CONF.	5- 5	162	0- 0	275	334	195	195	15	15	
TOTALS	RPI 1-25	RPI 26-50	W-L RECORDS	RPI 51-100	RPI 101-150	RPI 150+				
10- 18	0- 2	0- 0	OVERALL	0- 5	2- 5	8- 6				
3- 8	0- 1	0- 0	HOME	0- 2	1- 3	2- 2				
7- 9	0- 1	0- 0	AWAY	0- 3	1- 2	6- 3				
0- 1	0- 0	0- 0	NEUTRAL	0- 0	0- 0	0- 1				
5- 5	0- 0	0- 0	NON-CONFERENCE	0- 1	0- 1	5- 3				
1- 1	0- 0	0- 0	HOME	0- 0	0- 1	1- 0				
4- 3	0- 0	0- 0	AWAY	0- 1	0- 0	4- 2				
0- 1	0- 0	0- 0	NEUTRAL	0- 0	0- 0	0- 1				
5- 13	0- 2	0- 0	CONFERENCE	0- 4	2- 4	3- 3				
2- 7	0- 1	0- 0	HOME	0- 2	1- 2	1- 2				
3- 6	0- 1	0- 0	AWAY	0- 2	1- 2	2- 1				
0- 0	0- 0	0- 0	NEUTRAL	0- 0	0- 0	0- 0				

RPI	S	Opponent	Score	RPI	S	Opponent	Score	RPI	S	Opponent	Score	RPI	S	Opponent	Score	Team's RPI: 230
16	A	Drake	77 96					70	A	Missouri St.	58 71	130	H	IUPUI	59 64	
16	H	Drake	68 70					70	H	Missouri St.	66 76	141	A	Illinois St.	70 78	
								74	A	Butler	49 72	141	H	Illinois St.	59 44	
								90	A	UNI	63 71	149	A	Southern Ill.	61 58	
								90	H	UNI	51 71	149	H	Southern Ill.	61 80	
												150	A	Bradley	80 81	
												150	H	Bradley	45 61	
												178	N	UC Irvine	61 77	
												181	A	Saint Louis	60 56	
												201	A	Marshall	62 53	
												225	A	Illinois	57 75	
												240	A	Southeast Mo. St.	62 51	
												254	A	Loyola Chicago	54 56	
												254	H	Loyola Chicago	36 44	
												294	A	Eastern Ill.	39 63	
												310	A	Valparaiso	86 82	
												310	H	Valparaiso	67 59	
												329	A	Evansville	76 69	
												329	H	Evansville	56 59	
												339	H	UIC	60 53	
												341	A	Grand Canyon	88 81	
LAST 12 Division I GAMES:																
70	H	Missouri St.	66 76	254	H	Loyola Chicago	36 44									
149	H	Southern Ill.	61 80	141	A	Illinois St.	70 78									
329	H	Evansville	56 59	150	A	Bradley	80 81									
16	A	Drake	77 96	329	A	Evansville	76 69									
90	A	UNI	63 71	90	H	UNI	51 71									
310	H	Valparaiso	67 59	16	H	Drake	68 70									

Non-Div I Games: Davenport 79 43

Indiana St.

Loss, Non-Conf, S Site, H Home A Away N Neutral

Average RPI Win:	281	WON-LOST	WINNING	LAST 10	STRENGTH OF	OPP. STRENGTH	TEAM	ADJ.	CONF.	ADJ CONF.
Average RPI Loss:	183	RECORD	PCT. RANK	GAMES	SCHEDULE	OF SCHEDULE	RPI	RPI	RPI	RPI
DIV. I ONLY	5- 26	335	1- 0	222	259	324	324	26	26	
DIV. I NON-CONF.	1- 10	329	0- 0	56	101	277	277	27	27	
TOTALS	RPI 1-25	RPI 26-50	W-L RECORDS	RPI 51-100	RPI 101-150	RPI 150+				
5- 26	0- 0	0- 3	OVERALL	0- 3	0- 3	5- 17				
2- 13	0- 0	0- 2	HOME	0- 2	0- 2	2- 7				
2- 12	0- 0	0- 1	AWAY	0- 1	0- 1	2- 9				
1- 1	0- 0	0- 0	NEUTRAL	0- 0	0- 0	1- 1				
1- 10	0- 0	0- 2	NON-CONFERENCE	0- 3	0- 2	1- 3				
1- 5	0- 0	0- 1	HOME	0- 2	0- 2	1- 0				
0- 5	0- 0	0- 1	AWAY	0- 1	0- 0	0- 3				
0- 0	0- 0	0- 0	NEUTRAL	0- 0	0- 0	0- 0				
4- 16	0- 0	0- 1	CONFERENCE	0- 0	0- 1	4- 14				
1- 8	0- 0	0- 1	HOME	0- 0	0- 0	1- 7				
2- 7	0- 0	0- 0	AWAY	0- 0	0- 1	2- 6				
1- 1	0- 0	0- 0	NEUTRAL	0- 0	0- 0	1- 1				

RPI S	Opponent	Score	RPI S	Opponent	Score	RPI S	Opponent	Score	RPI S	Opponent	Score	Team's RPI: 324
26	H Central Mich.	39 82	57	H Penn	43 66	112	H St. John's (NY)	35 61				
39	H Quinnipiac	39 76	75	A Toledo	38 84	120	A Marist	36 76				
42	A Bucknell	43 81	84	H Fordham	40 57	138	H Stony Brook	51 53				
						153	A Kansas	44 75				
						166	A Temple	39 59				
						171	A Rider	64 75				
						171	H Rider	58 66				
						171	N Rider	46 54				
						219	A Monmouth	52 51				
						219	H Monmouth	38 55				
						220	H George Washington	52 43				
						248	A Hofstra	49 74				
						264	A Manhattan	33 55				
						264	H Manhattan	52 54				
						271	A Niagara	53 72				
						271	H Niagara	46 58				
						274	A Siena	47 59				
						274	H Siena	45 66				
						274	N Siena	75 64				
						283	A Fairfield	56 67				
						283	H Fairfield	42 55				
						288	A Canisius	47 67				
						288	H Canisius	40 48				
						347	A Saint Peter's	58 53				
						347	H Saint Peter's	61 57				
LAST 12 Division I GAMES:												
274	N Siena	75 64	219	A Monmouth	52 51							
171	N Rider	46 54	171	A Rider	64 75							
347	A Saint Peter's	58 53	274	H Siena	45 66							
283	A Fairfield	56 67	271	A Niagara	53 72							
264	H Manhattan	52 54	288	A Canisius	47 67							
347	H Saint Peter's	61 57	39	H Quinnipiac	39 76							

Non-Div I Games:

Iona

Average RPI Win:	104	WON-LOST	WINNING	LAST 10	STRENGTH OF	OPP. STRENGTH	TEAM	ADJ.	CONF.	ADJ CONF.
Average RPI Loss:	40	RECORD	PCT. RANK	GAMES	SCHEDULE	OF SCHEDULE	RPI	RPI	RPI	RPI
DIV. I ONLY	26- 6	21	1- 0	9	39	7	7	4	4	
DIV. I NON-CONF.	9- 2	43	0- 0	10	28	9	9	6	6	
TOTALS	RPI 1-25	RPI 26-50	W-L RECORDS	RPI 51-100	RPI 101-150	RPI 150+				
26- 6	4- 2	5- 3	OVERALL	5- 1	6- 0	6- 0				
15- 0	2- 0	3- 0	HOME	3- 0	2- 0	5- 0				
7- 5	1- 1	0- 3	AWAY	1- 1	4- 0	1- 0				
4- 1	1- 1	2- 0	NEUTRAL	1- 0	0- 0	0- 0				
9- 2	2- 2	0- 0	NON-CONFERENCE	2- 0	2- 0	3- 0				
6- 0	1- 0	0- 0	HOME	1- 0	1- 0	3- 0				
2- 1	1- 1	0- 0	AWAY	0- 0	1- 0	0- 0				
1- 1	0- 1	0- 0	NEUTRAL	1- 0	0- 0	0- 0				
17- 4	2- 0	5- 3	CONFERENCE	3- 1	4- 0	3- 0				
9- 0	1- 0	3- 0	HOME	2- 0	1- 0	2- 0				
5- 4	0- 0	0- 3	AWAY	1- 1	3- 0	1- 0				
3- 0	1- 0	2- 0	NEUTRAL	0- 0	0- 0	0- 0				

RPI	S	Opponent	Score	RPI	S	Opponent	Score	RPI	S	Opponent	Score	RPI	S	Opponent	Score
1	A	Notre Dame	71 105	27	H	Rutgers	72 66	81	N	West Virginia	84 81	101	A	Ohio St.	78 52
11	H	Iowa St.	73 70	27	N	Rutgers	72 67	89	A	Purdue	57 62	105	A	Western Ky.	104 67
14	H	Maryland	86 73	41	A	Michigan St.	70 84	89	H	Purdue	72 58	108	A	Minnesota	81 63
14	N	Maryland	90 76	41	H	Michigan St.	86 71	90	H	UNI	83 57	113	H	Northwestern	74 50
16	A	Drake	91 82	44	A	Michigan	81 90	94	A	Nebraska	74 58	130	H	IUPUI	72 58
20	N	Florida St.	67 71	44	H	Michigan	75 61	94	H	Nebraska	77 71	147	A	Penn St.	81 61
				45	A	Indiana	73 75					157	H	Oral Roberts	90 77
				45	N	Indiana	70 61					177	H	Robert Morris	92 63
LAST 12 Division I GAMES:															
				45	N	Indiana	70 61	45	A	Indiana	73 75				
				27	N	Rutgers	72 67	14	H	Maryland	86 73				
				14	N	Maryland	90 76	225	H	Illinois	88 66				
				20	N	Florida St.	67 71	101	A	Ohio St.	78 52				
				113	H	Northwestern	74 50	41	H	Michigan St.	86 71				
				94	A	Nebraska	74 58	147	A	Penn St.	81 61				

Non-Div I Games:

Iowa

■ Loss,
■ Non-Conf, S Site,
■ Home
■ Away
N Neutral

Average RPI Win: 111		WON-LOST	WINNING	LAST 10	STRENGTH OF		OPP. STRENGTH	TEAM	ADJ.	CONF.	ADJ CONF.
Average RPI Loss: 27		RECORD	PCT. RANK	GAMES	SCHEDULE		OF SCHEDULE	RPI	RPI	RPI	RPI
DIV. I ONLY		25- 8	44	1- 0	4		26	11	11	3	3
DIV. I NON-CONF.		10- 2	37	0- 0	12		81	10	10	3	3
<hr/>											
TOTALS	RPI 1-25	RPI 26-50		W-L RECORDS		RPI 51-100		RPI 101-150		RPI 150+	
25- 8	2- 4	6- 2		OVERALL		3- 2		5- 0		9- 0	
16- 2	2- 1	3- 1		HOME		3- 0		3- 0		5- 0	
6- 5	0- 2	2- 1		AWAY		0- 2		2- 0		2- 0	
3- 1	0- 1	1- 0		NEUTRAL		0- 0		0- 0		2- 0	
10- 2	2- 1	2- 1		NON-CONFERENCE		1- 0		1- 0		4- 0	
9- 0	2- 0	2- 0		HOME		1- 0		1- 0		3- 0	
0- 2	0- 1	0- 1		AWAY		0- 0		0- 0		0- 0	
1- 0	0- 0	0- 0		NEUTRAL		0- 0		0- 0		1- 0	
15- 6	0- 3	4- 1		CONFERENCE		2- 2		4- 0		5- 0	
7- 2	0- 1	1- 1		HOME		2- 0		2- 0		2- 0	
6- 3	0- 1	2- 0		AWAY		0- 2		2- 0		2- 0	
2- 1	0- 1	1- 0		NEUTRAL		0- 0		0- 0		1- 0	

RPI S	Opponent	Score	RPI S	Opponent	Score	RPI S	Opponent	Score	RPI S	Opponent	Score
2	A Baylor	69 84	28	A Texas	82 73	56	A TCU	69 76	123	H Northern Ill.	70 60
2	H Baylor	60 73	28	H Texas	62 64	56	H TCU	92 54	142	A Texas Tech	64 62
2	N Baylor	49 67	28	N Texas	75 69	66	H Arkansas	91 82	142	H Texas Tech	105 66
7	A Iowa	70 73	31	A Kansas St.	81 52	81	A West Virginia	64 73	143	A Oklahoma St.	84 71
16	H Drake	86 81	31	H Kansas St.	96 58	81	H West Virginia	77 61	143	H Oklahoma St.	89 67
18	H Miami (FL)	75 52	37	A South Dakota	59 64				153	A Kansas	82 73
			42	H Bucknell	86 61				153	H Kansas	69 49
			49	H Auburn	67 64				153 N	Kansas	75 58
									155	A Oklahoma	91 70
									155	H Oklahoma	104 78
									192	H Prairie View	94 46
									193 N	Eastern Mich.	85 59
									221	H North Dakota	87 35
									271	H Niagara	95 35
LAST 12 Division I GAMES:											
153 N	Kansas	75 58	153	H Kansas	69 49						
28 N	Texas	75 69	28	A Texas	82 73						
2 N	Baylor	49 67	142	A Texas Tech	64 62						
123	H Northern Ill.	70 60	2	H Baylor	60 73						
49	H Auburn	67 64	155	A Oklahoma	91 70						
18	H Miami (FL)	75 52	143	H Oklahoma St.	89 67						

Non-Div I Games:

Iowa St.

Average RPI Win:	289	WON-LOST	WINNING	LAST 10	STRENGTH OF	OPP. STRENGTH	TEAM	ADJ.	CONF.	ADJ CONF.
Average RPI Loss:	190	RECORD	PCT. RANK	GAMES	SCHEDULE	OF SCHEDULE	RPI	RPI	RPI	RPI
DIV. I ONLY	14- 13	161	1- 0	340	315	252	252	29	29	
DIV. I NON-CONF.	2- 7	288	0- 0	258	196	299	299	28	28	
TOTALS	RPI 1-25	RPI 26-50	W-L RECORDS	RPI 51-100	RPI 101-150	RPI 150+				
14- 13	0- 1	0- 0	OVERALL	0- 2	0- 0	14- 10				
8- 3	0- 0	0- 0	HOME	0- 0	0- 0	8- 3				
5- 9	0- 1	0- 0	AWAY	0- 2	0- 0	5- 6				
1- 1	0- 0	0- 0	NEUTRAL	0- 0	0- 0	1- 1				
2- 7	0- 1	0- 0	NON-CONFERENCE	0- 2	0- 0	2- 4				
1- 1	0- 0	0- 0	HOME	0- 0	0- 0	1- 1				
0- 5	0- 1	0- 0	AWAY	0- 2	0- 0	0- 2				
1- 1	0- 0	0- 0	NEUTRAL	0- 0	0- 0	1- 1				
12- 6	0- 0	0- 0	CONFERENCE	0- 0	0- 0	12- 6				
7- 2	0- 0	0- 0	HOME	0- 0	0- 0	7- 2				
5- 4	0- 0	0- 0	AWAY	0- 0	0- 0	5- 4				
0- 0	0- 0	0- 0	NEUTRAL	0- 0	0- 0	0- 0				

RPI 1-25			RPI 26-50			RPI 51-100			RPI 101+ Team's RPI: 252		
RPI	S	Opponent	Score	RPI	S	Opponent	Score	RPI	S	Opponent	Score
8	A	Mississippi St.	38 105					66	A	Arkansas	57 76
								71	A	UT Arlington	63 99
								164	N	Akron	57 74
								169	A	Southern U.	59 52
								169	H	Southern U.	74 76
								192	A	Prairie View	57 76
								192	H	Prairie View	80 89
								203	A	Grambling	77 74
								203	H	Grambling	89 60
								222	A	Texas Southern	67 76
								222	H	Texas Southern	73 64
								232	A	Memphis	67 68
								266	A	Alabama St.	67 74
								266	H	Alabama St.	78 58
								270	A	Louisiana	61 68
								286	H	Central Ark.	65 56
								302	A	Alabama A&M	55 58
								302	H	Alabama A&M	69 51
								322	H	Southeastern La.	45 50
								328	A	Mississippi Val.	87 86
								328	H	Mississippi Val.	87 56
								339	N	UIC	72 57
								348	A	Ark.-Pine Bluff	61 41
								348	H	Ark.-Pine Bluff	60 41
								350	A	Alcorn	82 61
								350	H	Alcorn	88 66
LAST 12 Division I GAMES:											
266	H	Alabama St.	78 58	192	H	Prairie View	80 89				
302	H	Alabama A&M	69 51	169	A	Southern U.	59 52				
348	A	Ark.-Pine Bluff	61 41	350	A	Alcorn	82 61				
328	A	Mississippi Val.	87 86	348	H	Ark.-Pine Bluff	60 41				
203	H	Grambling	89 60	328	H	Mississippi Val.	87 56				
222	H	Texas Southern	73 64	203	A	Grambling	77 74				

Non-Div I Games: Spring Hill 105 57 Millsaps 88 38

Jackson St.

Loss, Non-Conf, S Site, H Home A Away N Neutral

Jacksonville

Through Games Of March 11, 2019

Average RPI Win:	274	WON-LOST	WINNING	LAST 10	STRENGTH OF	OPP. STRENGTH	TEAM	ADJ.	CONF.	ADJ CONF.
Average RPI Loss:	172	RECORD	PCT. RANK	GAMES	SCHEDULE	OF SCHEDULE	RPI	RPI	RPI	RPI
DIV. I ONLY	11- 16	224	0- 1	238	291	234	234	24	24	
DIV. I NON-CONF.	4- 6	212	0- 0	143	297	176	176	26	26	
TOTALS	RPI 1-25	RPI 26-50	W-L RECORDS	RPI 51-100	RPI 101-150	RPI 150+				
11- 16	0- 2	0- 0	OVERALL	0- 3	1- 1	10- 10				
5- 5	0- 0	0- 0	HOME	0- 1	1- 0	4- 4				
6- 9	0- 2	0- 0	AWAY	0- 1	0- 1	6- 5				
0- 2	0- 0	0- 0	NEUTRAL	0- 1	0- 0	0- 1				
4- 6	0- 2	0- 0	NON-CONFERENCE	0- 1	1- 1	3- 2				
1- 1	0- 0	0- 0	HOME	0- 0	1- 0	0- 1				
3- 3	0- 2	0- 0	AWAY	0- 0	0- 1	3- 0				
0- 2	0- 0	0- 0	NEUTRAL	0- 1	0- 0	0- 1				
7- 10	0- 0	0- 0	CONFERENCE	0- 2	0- 0	7- 8				
4- 4	0- 0	0- 0	HOME	0- 1	0- 0	4- 3				
3- 6	0- 0	0- 0	AWAY	0- 1	0- 0	3- 5				
0- 0	0- 0	0- 0	NEUTRAL	0- 0	0- 0	0- 0				

RPI	S	Opponent	Score	RPI	S	Opponent	Score	RPI	S	Opponent	Score	RPI	S	Opponent	Score	Team's RPI: 234
17	A	Texas A&M	53 73					61	A	FGCU	58 82	131	H	Mercer	71 66	
20	A	Florida St.	46 79					61	H	FGCU	62 68	147	A	Penn St.	61 80	
								100	N	Old Dominion	76 78	186	A	Liberty	64 52	
												186	A	Liberty	53 65	
												186	H	Liberty	75 85	
												198	A	North Ala.	59 68	
												198	H	North Ala.	59 62	
												209	A	Stetson	46 54	
												209	H	Stetson	56 69	
												223	H	Bethune-Cookman	56 58	
												233	A	North Florida	80 72	
												233	H	North Florida	75 63	
												292	A	Charleston So.	68 58	
												297	A	Kennesaw St.	55 75	
												297	H	Kennesaw St.	68 53	
												302	N	Alabama A&M	60 65	
												321	A	FIU	73 62	
												323	A	NJIT	61 56	
												323	H	NJIT	69 55	
												330	A	Lipscomb	58 61	
												330	H	Lipscomb	62 47	
												345	A	Savannah St.	68 58	
LAST 12 Division I GAMES:																
186	A	Liberty	53 65	330	A	Lipscomb	58 61									
61	H	FGCU	62 68	297	H	Kennesaw St.	68 53									
198	A	North Ala.	59 68	61	A	FGCU	58 82									
323	H	NJIT	69 55	209	H	Stetson	56 69									
233	H	North Florida	75 63	186	H	Liberty	75 85									
209	A	Stetson	46 54	233	A	North Florida	80 72									

Non-Div I Games: Webber Int'l 73 39 Edward Waters 100 48 Warner 105 55

Jacksonville

Loss, Non-Conf, S Site, H Home A Away N Neutral

Average RPI Win:	271	WON-LOST	WINNING	LAST 10	STRENGTH OF	OPP. STRENGTH	TEAM	ADJ.	CONF.	ADJ CONF.
Average RPI Loss:	137	RECORD	PCT. RANK	GAMES	SCHEDULE	OF SCHEDULE	RPI	RPI	RPI	RPI
DIV. I ONLY	14- 15	183	0- 1	271	228	213	213	22	22	
DIV. I NON-CONF.	5- 5	162	0- 0	271	161	201	201	22	22	
TOTALS	RPI 1-25	RPI 26-50	W-L RECORDS	RPI 51-100	RPI 101-150	RPI 150+				
14- 15	0- 0	0- 3	OVERALL	0- 2	2- 6	12- 4				
6- 6	0- 0	0- 2	HOME	0- 1	2- 1	4- 2				
8- 6	0- 0	0- 1	AWAY	0- 0	0- 4	8- 1				
0- 3	0- 0	0- 0	NEUTRAL	0- 1	0- 1	0- 1				
5- 5	0- 0	0- 1	NON-CONFERENCE	0- 2	1- 1	4- 1				
1- 2	0- 0	0- 1	HOME	0- 1	1- 0	0- 0				
4- 1	0- 0	0- 0	AWAY	0- 0	0- 1	4- 0				
0- 2	0- 0	0- 0	NEUTRAL	0- 1	0- 0	0- 1				
9- 10	0- 0	0- 2	CONFERENCE	0- 0	1- 5	8- 3				
5- 4	0- 0	0- 1	HOME	0- 0	1- 1	4- 2				
4- 5	0- 0	0- 1	AWAY	0- 0	0- 3	4- 1				
0- 1	0- 0	0- 0	NEUTRAL	0- 0	0- 1	0- 0				

RPI 1-25			RPI 26-50			RPI 51-100			RPI 101+			Team's RPI: 213			
RPI	S	Opponent	Score	RPI	S	Opponent	Score	RPI	S	Opponent	Score	RPI	S	Opponent	Score
				43	A	Belmont	52 66	82	H	Troy	63 89	110	A	UT Martin	72 77
				43	H	Belmont	41 64	88	N	Harvard	62 69	129	A	Morehead St.	55 66
				48	H	Miami (OH)	41 58					129	H	Morehead St.	68 57
												129	N	Morehead St.	60 77
												139	H	Georgia St.	61 56
												142	A	Texas Tech	58 71
												148	A	Tennessee Tech	59 62
												148	H	Tennessee Tech	49 66
												159	N	Washington St.	51 64
												237	A	Ole Miss	60 49
												239	A	SIUE	68 61
												239	H	SIUE	47 51
												240	A	Southeast Mo. St.	56 39
												259	H	Austin Peay	67 56
												260	H	Murray St.	59 64
												294	A	Eastern Ill.	49 52
												294	H	Eastern Ill.	78 49
												302	A	Alabama A&M	55 48
												304	A	Tennessee St.	62 52
												304	H	Tennessee St.	76 73
												330	A	Lipscomb	58 46
												333	A	Eastern Ky.	53 44
												333	H	Eastern Ky.	69 64
												346	A	Florida A&M	62 31
LAST 12 Division I GAMES:															
				129	N	Morehead St.	60 77					304	H	Tennessee St.	76 73
				159	N	Washington St.	51 64					148	A	Tennessee Tech	59 62
				239	A	SIUE	68 61					240	A	Southeast Mo. St.	56 39
				294	A	Eastern Ill.	49 52					110	A	UT Martin	72 77
				333	H	Eastern Ky.	69 64					259	H	Austin Peay	67 56
				129	H	Morehead St.	68 57					260	H	Murray St.	59 64

Non-Div I Games: Montevallo 84 52

Jacksonville St.

Loss, Non-Conf, S Site, H Home A Away N Neutral

Average RPI Win:	173	WON-LOST	WINNING	LAST 10	STRENGTH OF	OPP. STRENGTH	TEAM	ADJ.	CONF.	ADJ CONF.
Average RPI Loss:	119	RECORD	PCT. RANK	GAMES	SCHEDULE	OF SCHEDULE	RPI	RPI	RPI	RPI
DIV. I ONLY	25- 4	12	1- 0	135	109	25	25	10	10	
DIV. I NON-CONF.	8- 3	72	0- 0	186	127	65	65	10	10	
TOTALS	RPI 1-25	RPI 26-50	W-L RECORDS	RPI 51-100	RPI 101-150	RPI 150+				
25- 4	0- 1	0- 0	OVERALL	3- 0	9- 1	13- 2				
14- 0	0- 0	0- 0	HOME	2- 0	6- 0	6- 0				
11- 4	0- 1	0- 0	AWAY	1- 0	3- 1	7- 2				
0- 0	0- 0	0- 0	NEUTRAL	0- 0	0- 0	0- 0				
8- 3	0- 1	0- 0	NON-CONFERENCE	1- 0	2- 0	5- 2				
5- 0	0- 0	0- 0	HOME	1- 0	2- 0	2- 0				
3- 3	0- 1	0- 0	AWAY	0- 0	0- 0	3- 2				
0- 0	0- 0	0- 0	NEUTRAL	0- 0	0- 0	0- 0				
17- 1	0- 0	0- 0	CONFERENCE	2- 0	7- 1	8- 0				
9- 0	0- 0	0- 0	HOME	1- 0	4- 0	4- 0				
8- 1	0- 0	0- 0	AWAY	1- 0	3- 1	4- 0				
0- 0	0- 0	0- 0	NEUTRAL	0- 0	0- 0	0- 0				

RPI 1-25				Team's RPI: 25				RPI 26-50				RPI 51-100				RPI 101+			
RPI	S	Opponent	Score	RPI	S	Opponent	Score	RPI	S	Opponent	Score	RPI	S	Opponent	Score	RPI	S	Opponent	Score
14	A	Maryland	63 87									64	A	Drexel	51 35	102	A	Northeastern	58 51
												64	H	Drexel	58 47	102	H	Northeastern	84 49
												68	H	Georgetown	69 57	112	H	St. John's (NY)	64 51
																115	H	Dayton	68 55
																116	A	UNCW	63 66
																116	H	UNCW	58 51
																125	A	Towson	63 56
																125	H	Towson	71 59
																128	A	Delaware	68 43
																128	H	Delaware	56 51
																151	A	Wake Forest	49 50
																161	A	William & Mary	78 65
																161	H	William & Mary	65 48
																177	A	Robert Morris	59 36
																186	A	Liberty	74 53
																196	A	Hampton	65 72
																220	H	George Washington	50 37
																226	A	Elon	74 46
																226	H	Elon	82 30
																248	A	Hofstra	59 44
																248	H	Hofstra	77 54
																296	A	Col. of Charleston	91 50
																296	H	Col. of Charleston	76 35
																299	H	Winthrop	56 39
																337	A	Delaware St.	103 57
LAST 12 Division I GAMES:																			
128	H	Delaware	56 51	296	H	Col. of Charleston	76 35												
64	H	Drexel	58 47	248	A	Hofstra	59 44												
125	A	Towson	63 56	102	A	Northeastern	58 51												
161	A	William & Mary	78 65	125	H	Towson	71 59												
226	A	Elon	74 46	226	H	Elon	82 30												
116	H	UNCW	58 51	161	H	William & Mary	65 48												

Non-Div I Games:

James Madison

■ Loss,
■ Non-Conf, S Site,
■ Home
■ Away
N Neutral

Kansas

Through Games Of March 11, 2019

Average RPI Win:	186	WON-LOST	WINNING	LAST 10	STRENGTH OF	OPP. STRENGTH	TEAM	ADJ.	CONF.	ADJ CONF.
Average RPI Loss:	68	RECORD	PCT. RANK	GAMES	SCHEDULE	OF SCHEDULE	RPI	RPI	RPI	RPI
DIV. I ONLY	13- 18	219	1- 1	66	34	153	153	3	3	
DIV. I NON-CONF.	10- 1	17	0- 0	250	234	51	51	3	3	
TOTALS	RPI 1-25	RPI 26-50	W-L RECORDS	RPI 51-100	RPI 101-150	RPI 150+				
13- 18	0- 5	1- 3	OVERALL	1- 5	2- 4	9- 1				
8- 8	0- 2	0- 2	HOME	0- 2	0- 2	8- 0				
2- 9	0- 2	1- 1	AWAY	1- 3	0- 2	0- 1				
3- 1	0- 1	0- 0	NEUTRAL	0- 0	2- 0	1- 0				
10- 1	0- 0	0- 0	NON-CONFERENCE	1- 1	1- 0	8- 0				
7- 0	0- 0	0- 0	HOME	0- 0	0- 0	7- 0				
1- 1	0- 0	0- 0	AWAY	1- 1	0- 0	0- 0				
2- 0	0- 0	0- 0	NEUTRAL	0- 0	1- 0	1- 0				
3- 17	0- 5	1- 3	CONFERENCE	0- 4	1- 4	1- 1				
1- 8	0- 2	0- 2	HOME	0- 2	0- 2	1- 0				
1- 8	0- 2	1- 1	AWAY	0- 2	0- 2	0- 1				
1- 1	0- 1	0- 0	NEUTRAL	0- 0	1- 0	0- 0				

RPI	S	Opponent	Score	RPI	S	Opponent	Score	RPI	S	Opponent	Score	RPI	S	Opponent	Score	Team's RPI: 153
2	A	Baylor	40 80	28	A	Texas	43 62	56	A	TCU	53 58	113	N	Northwestern	66 57	
2	H	Baylor	68 94	28	H	Texas	73 91	56	H	TCU	66 76	142	A	Texas Tech	66 69	
11	A	Iowa St.	49 69	31	A	Kansas St.	61 54	81	A	West Virginia	50 71	142	H	Texas Tech	71 75	
11	H	Iowa St.	73 82	31	H	Kansas St.	62 72	81	H	West Virginia	61 75	143	A	Oklahoma St.	52 72	
11	N	Iowa St.	58 75					86	A	LSU	68 61	143	H	Oklahoma St.	62 72	
								94	A	Nebraska	52 58	143	N	Oklahoma St.	76 66	
												155	A	Oklahoma	67 78	
												155	H	Oklahoma	88 79	
												157	H	Oral Roberts	70 58	
												159	N	Washington St.	71 63	
												203	H	Grambling	76 45	
												227	H	George Mason	77 56	
												242	H	UMKC	67 55	
												278	H	Vermont	77 36	
												302	H	Alabama A&M	65 54	
												324	H	Iona	75 44	
LAST 12 Division I GAMES:																
143	N	Oklahoma St.	76 66	143	A	Oklahoma St.	52 72									
11	N	Iowa St.	58 75	2	A	Baylor	40 80									
113	N	Northwestern	66 57	142	H	Texas Tech	71 75									
11	A	Iowa St.	49 69	155	A	Oklahoma	67 78									
81	H	West Virginia	61 75	28	H	Texas	73 91									
56	H	TCU	66 76	31	H	Kansas St.	62 72									

Non-Div I Games:

Kansas

Loss, Non-Conf, S Site, H Home A Away N Neutral

Average RPI Win:	134	WON-LOST	WINNING	LAST 10	STRENGTH OF	OPP. STRENGTH	TEAM	ADJ.	CONF.	ADJ CONF.
Average RPI Loss:	34	RECORD	PCT. RANK	GAMES	SCHEDULE	OF SCHEDULE	RPI	RPI	RPI	RPI
DIV. I ONLY	21- 11	87	1- 0	19	21	31	31	3	3	
DIV. I NON-CONF.	9- 3	62	0- 0	71	36	46	46	3	3	
TOTALS	RPI 1-25	RPI 26-50	W-L RECORDS	RPI 51-100	RPI 101-150	RPI 150+				
21- 11	0- 8	2- 0	OVERALL	7- 2	4- 0	8- 1				
12- 4	0- 2	1- 0	HOME	3- 1	2- 0	6- 1				
7- 3	0- 2	1- 0	AWAY	2- 1	2- 0	2- 0				
2- 4	0- 4	0- 0	NEUTRAL	2- 0	0- 0	0- 0				
9- 3	0- 3	0- 0	NON-CONFERENCE	4- 0	0- 0	5- 0				
7- 0	0- 0	0- 0	HOME	2- 0	0- 0	5- 0				
1- 0	0- 0	0- 0	AWAY	1- 0	0- 0	0- 0				
1- 3	0- 3	0- 0	NEUTRAL	1- 0	0- 0	0- 0				
12- 8	0- 5	2- 0	CONFERENCE	3- 2	4- 0	3- 1				
5- 4	0- 2	1- 0	HOME	1- 1	2- 0	1- 1				
6- 3	0- 2	1- 0	AWAY	1- 1	2- 0	2- 0				
1- 1	0- 1	0- 0	NEUTRAL	1- 0	0- 0	0- 0				

RPI 1-25				RPI 26-50				Team's RPI: 31	RPI 51-100				RPI 101+			
RPI	S	Opponent	Score	RPI	S	Opponent	Score		RPI	S	Opponent	Score	RPI	S	Opponent	Score
2	A	Baylor	50 65	28	A	Texas	69 60		51	N	Princeton	80 61	142	A	Texas Tech	66 62
2	H	Baylor	48 71	28	H	Texas	87 69		54	H	Lamar University	73 55	142	H	Texas Tech	75 67
2	N	Baylor	60 88						56	A	TCU	75 72	143	A	Oklahoma St.	68 58
10	N	Syracuse	61 70						56	H	TCU	47 61	143	H	Oklahoma St.	59 48
11	A	Iowa St.	58 96						72	A	Little Rock	53 47	153	A	Kansas	72 62
11	H	Iowa St.	52 81						81	A	West Virginia	30 60	153	H	Kansas	54 61
22	N	DePaul	59 79						81	H	West Virginia	90 79	155	A	Oklahoma	83 75
23	N	Arizona St.	51 65						81	N	West Virginia	72 59	155	H	Oklahoma	86 56
									90	H	UNI	72 62	187	H	North Texas	60 42
													206	H	Vanderbilt	72 61
													242	H	UMKC	61 50
													286	H	Central Ark.	70 54
													325	H	Omaha	61 46
LAST 12 Division I GAMES:																
81	N	West Virginia	72 59	28	A	Texas	69 60		56	H	TCU	47 61				
2	N	Baylor	60 88	2	H	Baylor	48 71									
143	A	Oklahoma St.	68 58	155	A	Oklahoma	83 75									
142	H	Texas Tech	75 67	153	A	Kansas	72 62									
81	H	West Virginia	90 79	11	H	Iowa St.	52 81									

Non-Div I Games:

Kansas St.

Average RPI Win:	263	WON-LOST	WINNING	LAST 10	STRENGTH OF	OPP. STRENGTH	TEAM	ADJ.	CONF.	ADJ CONF.
Average RPI Loss:	181	RECORD	PCT. RANK	GAMES	SCHEDULE	OF SCHEDULE	RPI	RPI	RPI	RPI
DIV. I ONLY	8- 21	283	1- 0	221	290	297	297	24	24	
DIV. I NON-CONF.	3- 9	271	0- 0	152	287	274	274	26	26	
TOTALS	RPI 1-25	RPI 26-50	W-L RECORDS	RPI 51-100	RPI 101-150	RPI 150+				
8- 21	0- 0	0- 1	OVERALL	0- 4	0- 3	8- 13				
6- 4	0- 0	0- 0	HOME	0- 1	0- 0	6- 3				
1- 13	0- 0	0- 0	AWAY	0- 2	0- 3	1- 8				
1- 4	0- 0	0- 1	NEUTRAL	0- 1	0- 0	1- 2				
3- 9	0- 0	0- 1	NON-CONFERENCE	0- 2	0- 3	3- 3				
2- 0	0- 0	0- 0	HOME	0- 0	0- 0	2- 0				
0- 5	0- 0	0- 0	AWAY	0- 1	0- 3	0- 1				
1- 4	0- 0	0- 1	NEUTRAL	0- 1	0- 0	1- 2				
5- 12	0- 0	0- 0	CONFERENCE	0- 2	0- 0	5- 10				
4- 4	0- 0	0- 0	HOME	0- 1	0- 0	4- 3				
1- 8	0- 0	0- 0	AWAY	0- 1	0- 0	1- 7				
0- 0	0- 0	0- 0	NEUTRAL	0- 0	0- 0	0- 0				

RPI S	Opponent	Score	RPI S	Opponent	Score	RPI S	Opponent	Score	RPI S	Opponent	Score	Team's RPI: 297
41 N	Michigan St.	51 75	61 A	FGCU	48 79	131 A	Mercer	48 64	139 A	Georgia St.	73 79	
			61 H	FGCU	46 69	140 A	Seton Hall	80 102	186 A	Liberty	55 68	
			65 A	Georgia Tech	35 60	186 H	Liberty	61 67	190 A	East Carolina	56 68	
			95 N	Idaho St.	49 60	191 H	Furman	74 63	198 A	North Ala.	55 80	
						198 H	North Ala.	74 72	209 A	Stetson	67 59	
						209 A	Stetson	69 76	209 H	Stetson	45 58	
						223 N	Bethune-Cookman	61 64	233 A	North Florida	66 74	
						233 H	North Florida	60 71	234 A	Jacksonville	53 68	
						234 H	Jacksonville	75 55	234 H	Jacksonville	75 55	
						285 H	Ga. Southern	78 59	305 N	UMBC	53 57	
						323 A	NJIT	60 66	323 H	NJIT	70 47	
						330 A	Lipscomb	69 72	330 H	Lipscomb	67 36	
						336 N	N.C. Central	78 54				
LAST 12 Division I GAMES:												
209 A	Stetson	67 59	330 H	Lipscomb	67 36							
330 A	Lipscomb	69 72	233 A	North Florida	66 74							
209 H	Stetson	45 58	323 H	NJIT	70 47							
186 A	Liberty	55 68	234 A	Jacksonville	53 68							
61 A	FGCU	48 79	209 A	Stetson	69 76							
198 H	North Ala.	74 72	233 H	North Florida	60 71							

Non-Div I Games: Middle Ga. St. 80 70

Kennesaw St.

Average RPI Win: 188	WON-LOST	WINNING	LAST 10	STRENGTH OF	OPP. STRENGTH	TEAM	ADJ.	CONF.	ADJ CONF.
Average RPI Loss: 78	RECORD	PCT. RANK	GAMES	SCHEDULE	OF SCHEDULE	RPI	RPI	RPI	RPI
DIV. I ONLY	18- 11	106	1- 0	83	102	77	77	8	8
DIV. I NON-CONF.	6- 4	125	0- 0	145	160	97	97	9	9
TOTALS	RPI 1-25	RPI 26-50	W-L RECORDS	RPI 51-100	RPI 101-150	RPI 150+			
18- 11	0- 1	2- 6	OVERALL	1- 1	2- 1	13- 2			
11- 3	0- 0	2- 2	HOME	0- 0	2- 1	7- 0			
7- 8	0- 1	0- 4	AWAY	1- 1	0- 0	6- 2			
0- 0	0- 0	0- 0	NEUTRAL	0- 0	0- 0	0- 0			
6- 4	0- 1	0- 1	NON-CONFERENCE	0- 1	1- 1	5- 0			
3- 1	0- 0	0- 0	HOME	0- 0	1- 1	2- 0			
3- 3	0- 1	0- 1	AWAY	0- 1	0- 0	3- 0			
0- 0	0- 0	0- 0	NEUTRAL	0- 0	0- 0	0- 0			
12- 7	0- 0	2- 5	CONFERENCE	1- 0	1- 0	8- 2			
8- 2	0- 0	2- 2	HOME	0- 0	1- 0	5- 0			
4- 5	0- 0	0- 3	AWAY	1- 0	0- 0	3- 2			
0- 0	0- 0	0- 0	NEUTRAL	0- 0	0- 0	0- 0			

RPI	S	Opponent	Score	RPI	S	Opponent	Score	RPI	S	Opponent	Score	RPI	S	Opponent	Score
9	A	NC State	61 78	26	H	Central Mich.	75 82	67	A	Wright St.	55 61	120	H	Youngstown St.	62 34
				34	A	Ohio	81 83	75	A	Toledo	58 47	123	H	Northern Ill.	87 78
				34	H	Ohio	67 69					136	H	Duquesne	72 77
				36	A	North Carolina	60 73					164	A	Akron	65 55
				38	A	Buffalo	66 75					164	H	Akron	73 58
				38	H	Buffalo	62 53					177	A	Robert Morris	54 46
				48	A	Miami (OH)	63 79					193	A	Eastern Mich.	67 54
				48	H	Miami (OH)	67 58					193	H	Eastern Mich.	71 64
												212	A	Bowling Green	49 62
												212	H	Bowling Green	77 73
												212	H	Bowling Green	86 62
												218	A	Ball St.	44 48
												241	H	Northern Ky.	62 61
												261	A	St. Bonaventure	76 64
												262	A	Western Mich.	56 52
												262	H	Western Mich.	55 51
												309	H	Oakland	75 65
												323	A	NJIT	57 40
LAST 12 Division I GAMES:															
212	H	Bowling Green	86 62	262	A	Western Mich.	56 52								
38	H	Buffalo	62 53	212	H	Bowling Green	77 73								
164	A	Akron	65 55	193	A	Eastern Mich.	67 54								
212	A	Bowling Green	49 62	38	A	Buffalo	66 75								
48	H	Miami (OH)	67 58	262	H	Western Mich.	55 51								
34	H	Ohio	67 69	164	H	Akron	73 58								

Non-Div I Games: Clarion 92 38

Kent St.

Kentucky

Through Games Of March 11, 2019

Average RPI Win:	131	WON-LOST	WINNING	LAST 10	STRENGTH OF	OPP. STRENGTH	TEAM	ADJ.	CONF.	ADJ CONF.
Average RPI Loss:	47	RECORD	PCT. RANK	GAMES	SCHEDULE	OF SCHEDULE	RPI	RPI	RPI	RPI
DIV. I ONLY	24- 7	39	0- 1	42	40	21	21	5	5	
DIV. I NON-CONF.	13- 1	9	0- 0	97	71	17	17	5	5	
TOTALS	RPI 1-25	RPI 26-50	W-L RECORDS	RPI 51-100	RPI 101-150	RPI 150+				
24- 7	1- 5	4- 1	OVERALL	7- 0	3- 0	9- 1				
15- 3	0- 2	1- 0	HOME	5- 0	1- 0	8- 1				
6- 3	1- 3	1- 0	AWAY	2- 0	1- 0	1- 0				
3- 1	0- 0	2- 1	NEUTRAL	0- 0	1- 0	0- 0				
13- 1	0- 1	2- 0	NON-CONFERENCE	3- 0	2- 0	6- 0				
10- 0	0- 0	0- 0	HOME	3- 0	1- 0	6- 0				
0- 1	0- 1	0- 0	AWAY	0- 0	0- 0	0- 0				
3- 0	0- 0	2- 0	NEUTRAL	0- 0	1- 0	0- 0				
11- 6	1- 4	2- 1	CONFERENCE	4- 0	1- 0	3- 1				
5- 3	0- 2	1- 0	HOME	2- 0	0- 0	2- 1				
6- 2	1- 2	1- 0	AWAY	2- 0	1- 0	1- 0				
0- 1	0- 0	0- 1	NEUTRAL	0- 0	0- 0	0- 0				

RPI	S	Opponent	Score	RPI	S	Opponent	Score	RPI	S	Opponent	Score	RPI	S	Opponent	Score
3	A	Louisville	75 80	29	H	Missouri	52 41	58	A	Tennessee	73 71	111	A	Georgia	58 53
8	A	Mississippi St.	71 86	29	N	Missouri	68 70	66	H	Arkansas	61 59	114	N	South Fla.	85 63
17	A	Texas A&M	71 73	33	N	UCLA	75 74	69	H	Middle Tenn.	72 55	129	H	Morehead St.	87 57
17	H	Texas A&M	55 62	36	N	North Carolina	85 75	86	A	LSU	64 60	158	A	Alabama	68 53
19	A	South Carolina	65 57	49	A	Auburn	78 68	86	H	LSU	57 52	169	H	Southern U.	91 41
19	H	South Carolina	70 74					96	H	Virginia	63 51	180	H	Sacred Heart	71 43
								99	H	High Point	71 49	206	H	Vanderbilt	77 55
												216	H	Florida	62 51
												237	H	Ole Miss	49 55
												258	H	Rhode Island	75 52
												260	H	Murray St.	88 49
												266	H	Alabama St.	87 35
												342	H	Western Caro.	99 39
LAST 12 Division I GAMES:															
29	N	Missouri	68 70	158	A	Alabama	68 53								
111	A	Georgia	58 53	49	A	Auburn	78 68								
17	H	Texas A&M	55 62	216	H	Florida	62 51								
86	H	LSU	57 52	19	H	South Carolina	70 74								
19	A	South Carolina	65 57	17	A	Texas A&M	71 73								
66	H	Arkansas	61 59	29	H	Missouri	52 41								

Non-Div I Games:

Kentucky

■ Loss,
 ■ Non-Conf, S Site,
 ■ Home
 ■ Away
 N Neutral

Average RPI Win:	232	WON-LOST	WINNING	LAST 10	STRENGTH OF	OPP. STRENGTH	TEAM	ADJ.	CONF.	ADJ CONF.
Average RPI Loss:	262	RECORD	PCT. RANK	GAMES	SCHEDULE	OF SCHEDULE	RPI	RPI	RPI	RPI
DIV. I ONLY	4- 25	339	0- 1	342	350	351	351	30	30	
DIV. I NON-CONF.	1- 10	329	0- 0	334	347	350	350	31	31	
TOTALS	RPI 1-25	RPI 26-50	W-L RECORDS	RPI 51-100	RPI 101-150	RPI 150+				
4- 25	0- 0	0- 1	OVERALL	0- 0	0- 1	4- 23				
3- 10	0- 0	0- 0	HOME	0- 0	0- 0	3- 10				
1- 14	0- 0	0- 1	AWAY	0- 0	0- 1	1- 12				
0- 1	0- 0	0- 0	NEUTRAL	0- 0	0- 0	0- 1				
1- 10	0- 0	0- 1	NON-CONFERENCE	0- 0	0- 1	1- 8				
1- 3	0- 0	0- 0	HOME	0- 0	0- 0	1- 3				
0- 6	0- 0	0- 1	AWAY	0- 0	0- 1	0- 4				
0- 1	0- 0	0- 0	NEUTRAL	0- 0	0- 0	0- 1				
3- 15	0- 0	0- 0	CONFERENCE	0- 0	0- 0	3- 15				
2- 7	0- 0	0- 0	HOME	0- 0	0- 0	2- 7				
1- 8	0- 0	0- 0	AWAY	0- 0	0- 0	1- 8				
0- 0	0- 0	0- 0	NEUTRAL	0- 0	0- 0	0- 0				

RPI S	Opponent	Score	RPI S	Opponent	Score	RPI S	Opponent	Score	RPI S	Opponent	Score	Team's RPI: 351
			44 A	Michigan	38 83				126 A	Lehigh	38 72	
									177 A	Robert Morris	54 71	
									177 H	Robert Morris	37 89	
									178 N	UC Irvine	71 84	
									180 A	Sacred Heart	53 75	
									180 H	Sacred Heart	69 64	
									208 A	Saint Francis (PA)	75 69	
									208 H	Saint Francis (PA)	66 80	
									224 A	Mt. St. Mary's	45 61	
									224 H	Mt. St. Mary's	71 61	
									247 A	St. Francis Brooklyn	64 87	
									247 H	St. Francis Brooklyn	67 79	
									264 A	Manhattan	46 61	
									283 A	Fairfield	43 71	
									291 H	Army West Point	42 57	
									293 A	Bryant	62 69	
									293 H	Bryant	54 69	
									317 H	Lafayette	55 50	
									318 A	Wagner	62 72	
									318 H	Wagner	62 66	
									323 H	NJIT	51 72	
									326 H	UMass Lowell	64 69	
									327 A	Central Conn. St.	57 63	
									327 H	Central Conn. St.	59 72	
									341 A	Grand Canyon	62 65	
									344 A	Fairleigh Dickinson	49 68	
LAST 12 Division I GAMES:												
			344 A	Fairleigh Dickinson	49 68				247 A	St. Francis Brooklyn	64 87	
			293 H	Bryant	54 69				224 H	Mt. St. Mary's	71 61	
			327 H	Central Conn. St.	59 72				318 H	Wagner	62 66	
			177 A	Robert Morris	54 71				318 A	Wagner	62 72	
			208 A	Saint Francis (PA)	75 69				327 A	Central Conn. St.	57 63	
			180 H	Sacred Heart	69 64				344 A	Fairleigh Dickinson	49 68	

Non-Div I Games:

LIU Brooklyn

■ Loss,
 ■ Non-Conf,
 ■ S Site,
 ■ Home
 ■ A Away
 N Neutral

RPI	S	Opponent	Score
344	H	Fairleigh Dickinson	52 69
347	A	Saint Peter's	59 86

L
I
U
B
r
o
o
k
l
y
n

L
I
U
B
r
o
o
k
l
y
n

LIU Brooklyn

Average RPI Win:	156	WON-LOST	WINNING	LAST 10	STRENGTH OF	OPP. STRENGTH	TEAM	ADJ.	CONF.	ADJ CONF.
Average RPI Loss:	55	RECORD	PCT. RANK	GAMES	SCHEDULE	OF SCHEDULE	RPI	RPI	RPI	RPI
DIV. I ONLY	16- 13	142	0- 1	34	60	86	86	5	5	
DIV. I NON-CONF.	9- 3	62	0- 0	135	146	84	84	5	5	
TOTALS	RPI 1-25	RPI 26-50	W-L RECORDS	RPI 51-100	RPI 101-150	RPI 150+				
16- 13	2- 6	1- 2	OVERALL	2- 2	2- 1	9- 2				
11- 6	1- 3	1- 1	HOME	2- 0	2- 0	5- 2				
5- 6	1- 3	0- 1	AWAY	0- 1	0- 1	4- 0				
0- 1	0- 0	0- 0	NEUTRAL	0- 1	0- 0	0- 0				
9- 3	1- 0	0- 1	NON-CONFERENCE	1- 0	2- 0	5- 2				
7- 2	0- 0	0- 0	HOME	1- 0	2- 0	4- 2				
2- 1	1- 0	0- 1	AWAY	0- 0	0- 0	1- 0				
0- 0	0- 0	0- 0	NEUTRAL	0- 0	0- 0	0- 0				
7- 10	1- 6	1- 1	CONFERENCE	1- 2	0- 1	4- 0				
4- 4	1- 3	1- 1	HOME	1- 0	0- 0	1- 0				
3- 5	0- 3	0- 0	AWAY	0- 1	0- 1	3- 0				
0- 1	0- 0	0- 0	NEUTRAL	0- 1	0- 0	0- 0				

RPI 1-25				RPI 26-50				RPI 51-100				Team's RPI: 86		RPI 101+			
RPI	S	Opponent	Score	RPI	S	Opponent	Score	RPI	S	Opponent	Score			RPI	S	Opponent	Score
8	A	Mississippi St.	56 76	27	A	Rutgers	43 57	58	A	Tennessee	65 74			111	A	Georgia	50 63
8	H	Mississippi St.	35 68	29	H	Missouri	61 51	58	N	Tennessee	66 69			114	H	South Fla.	78 49
17	A	Texas A&M	55 59	49	H	Auburn	46 56	66	H	Arkansas	71 34			122	H	Northern Colo.	62 57
17	H	Texas A&M	63 52					72	H	Little Rock	60 45			153	H	Kansas	61 68
19	H	South Carolina	53 76											156	H	Nicholls St.	76 44
20	A	Florida St.	58 45											158	A	Alabama	62 56
21	A	Kentucky	52 57											167	H	Tulane	54 56
21	H	Kentucky	60 64											172	H	Sam Houston St.	66 52
														206	A	Vanderbilt	79 68
														216	H	Florida	69 51
														237	A	Ole Miss	55 41
														270	A	Louisiana	76 54
														312	H	McNeese	86 36
														322	H	Southeastern La.	72 52
LAST 12 Division I GAMES:																	
				58	N	Tennessee	66 69	17	A	Texas A&M	55 59						
				49	H	Auburn	46 56	66	H	Arkansas	71 34						
				8	A	Mississippi St.	56 76	29	H	Missouri	61 51						
				21	A	Kentucky	52 57	8	H	Mississippi St.	35 68						
				216	H	Florida	69 51	58	A	Tennessee	65 74						
				206	A	Vanderbilt	79 68	158	A	Alabama	62 56						

Non-Div I Games:

LSU

■ Loss,
 ■ Non-Conf,
 ■ S Site,
 ■ Home
 ■ Away
 N Neutral

[illegible]

Page 148

Average RPI Win:	271	WON-LOST	WINNING	LAST 10	STRENGTH OF	OPP. STRENGTH	TEAM	ADJ.	CONF.	ADJ CONF.
Average RPI Loss:	169	RECORD	PCT. RANK	GAMES	SCHEDULE	OF SCHEDULE	RPI	RPI	RPI	RPI
DIV. I ONLY	8- 19	274	0- 1	303	197	300	300	12	12	
DIV. I NON-CONF.	4- 5	190	0- 0	346	341	298	298	14	14	
TOTALS	RPI 1-25	RPI 26-50	W-L RECORDS	RPI 51-100	RPI 101-150	RPI 150+				
8- 19	0- 0	0- 0	OVERALL	0- 4	0- 6	8- 9				
4- 8	0- 0	0- 0	HOME	0- 2	0- 2	4- 4				
4- 11	0- 0	0- 0	AWAY	0- 2	0- 4	4- 5				
0- 0	0- 0	0- 0	NEUTRAL	0- 0	0- 0	0- 0				
4- 5	0- 0	0- 0	NON-CONFERENCE	0- 0	0- 1	4- 4				
2- 1	0- 0	0- 0	HOME	0- 0	0- 0	2- 1				
2- 4	0- 0	0- 0	AWAY	0- 0	0- 1	2- 3				
0- 0	0- 0	0- 0	NEUTRAL	0- 0	0- 0	0- 0				
4- 14	0- 0	0- 0	CONFERENCE	0- 4	0- 5	4- 5				
2- 7	0- 0	0- 0	HOME	0- 2	0- 2	2- 3				
2- 7	0- 0	0- 0	AWAY	0- 2	0- 3	2- 2				
0- 0	0- 0	0- 0	NEUTRAL	0- 0	0- 0	0- 0				

RPI 1-25			RPI 26-50			RPI 51-100			RPI 101+			Team's RPI: 300			
RPI	S	Opponent	Score	RPI	S	Opponent	Score	RPI	S	Opponent	Score				
								71	H	UT Arlington	56 60	116	A	South Alabama	49 77
								72	A	Little Rock	44 63	135	A	Appalachian St.	51 56
								72	H	Little Rock	38 57	135	H	Appalachian St.	58 80
								82	A	Troy	56 78	139	A	Georgia St.	46 68
												139	H	Georgia St.	41 56
												142	A	Texas Tech	42 86
												156	H	Nicholls St.	54 55
												162	H	Texas St.	51 62
												173	A	Coastal Caro.	60 57
												173	H	Coastal Caro.	54 79
												188	A	Arkansas St.	54 64
												188	H	Arkansas St.	65 53
												230	A	SMU	38 49
												270	A	Louisiana	45 52
												270	H	Louisiana	52 55
												282	A	New Orleans	57 44
												285	A	Ga. Southern	80 62
												285	H	Ga. Southern	58 57
												312	H	McNeese	69 60
												315	A	Northwestern St.	63 55
												322	A	Southeastern La.	42 49
												328	H	Mississippi Val.	72 65
												332	A	Houston Baptist	60 68
LAST 12 Division I GAMES:															
				72	H	Little Rock	38 57	270	H	Louisiana	52 55				
				188	H	Arkansas St.	65 53	285	A	Ga. Southern	80 62				
				173	A	Coastal Caro.	60 57	139	A	Georgia St.	46 68				
				135	A	Appalachian St.	51 56	135	H	Appalachian St.	58 80				
				71	H	UT Arlington	56 60	173	H	Coastal Caro.	54 79				
				162	H	Texas St.	51 62	116	A	South Alabama	49 77				

Non-Div I Games: LSU-Alexandria 93 62 Ark.-Monticello 70 39

La.-Monroe

■ Loss,
 ■ Non-Conf, S Site,
 ■ Home
 ■ Away
 N Neutral

Average RPI Win:	261	WON-LOST	WINNING	LAST 10	STRENGTH OF	OPP. STRENGTH	TEAM	ADJ.	CONF.	ADJ CONF.
Average RPI Loss:	198	RECORD	PCT. RANK	GAMES	SCHEDULE	OF SCHEDULE	RPI	RPI	RPI	RPI
DIV. I ONLY	8- 23	297	1- 0	304	270	317	317	18	18	
DIV. I NON-CONF.	5- 6	177	0- 0	348	342	322	322	21	21	
TOTALS	RPI 1-25	RPI 26-50	W-L RECORDS	RPI 51-100	RPI 101-150	RPI 150+				
8- 23	0- 0	0- 2	OVERALL	0- 3	0- 3	8- 15				
5- 9	0- 0	0- 1	HOME	0- 1	0- 1	5- 6				
3- 13	0- 0	0- 1	AWAY	0- 2	0- 1	3- 9				
0- 1	0- 0	0- 0	NEUTRAL	0- 0	0- 1	0- 0				
5- 6	0- 0	0- 0	NON-CONFERENCE	0- 0	0- 1	5- 5				
3- 2	0- 0	0- 0	HOME	0- 0	0- 0	3- 2				
2- 3	0- 0	0- 0	AWAY	0- 0	0- 0	2- 3				
0- 1	0- 0	0- 0	NEUTRAL	0- 0	0- 1	0- 0				
3- 17	0- 0	0- 2	CONFERENCE	0- 3	0- 2	3- 10				
2- 7	0- 0	0- 1	HOME	0- 1	0- 1	2- 4				
1- 10	0- 0	0- 1	AWAY	0- 2	0- 1	1- 6				
0- 0	0- 0	0- 0	NEUTRAL	0- 0	0- 0	0- 0				

RPI S	Opponent	Score	RPI S	Opponent	Score	RPI S	Opponent	Score	RPI S	Opponent	Score	Team's RPI: 317
42	A Bucknell	43 75	42	H Bucknell	47 56	78	A American	45 60	126	A Lehigh	50 67	
						78	A American	47 67	126	H Lehigh	43 70	
						78	H American	57 67	128	N Delaware	47 65	
									174	A Boston U.	49 50	
									174	H Boston U.	44 47	
									176	A Holy Cross	53 56	
									176	H Holy Cross	73 63	
									194	H Cornell	59 62	
									219	H Monmouth	73 69	
									235	H Albany (NY)	67 66	
									246	A Colgate	49 60	
									246	H Colgate	67 77	
									251	H Binghamton	59 50	
									255	A Navy	53 65	
									255	H Navy	55 42	
									264	A Manhattan	49 60	
									265	A Loyola Maryland	50 62	
									265	H Loyola Maryland	52 55	
									291	A Army West Point	50 65	
									291	A Army West Point	63 61	
									291	H Army West Point	40 64	
									306	A Fla. Atlantic	49 53	
									318	A Wagner	66 43	
									344	A Fairleigh Dickinson	63 57	
									347	H Saint Peter's	60 62	
									351	A LIU Brooklyn	50 55	
LAST 12 Division I GAMES:												
291	A Army West Point	63 61	78	H American	57 67	255	A Navy	53 65	265	H Loyola Maryland	52 55	
78	A American	47 67	291	H Army West Point	40 64	42	A Bucknell	43 75	174	A Boston U.	49 50	
128	N Delaware	47 65	176	A Holy Cross	53 56							
246	H Colgate	67 77										
126	A Lehigh	50 67										
174	A Boston U.	49 50										

Non-Div I Games:

Lafayette

Average RPI Win:	237	WON-LOST	WINNING	LAST 10	STRENGTH OF	OPP. STRENGTH	TEAM	ADJ.	CONF.	ADJ CONF.
Average RPI Loss:	60	RECORD	PCT. RANK	GAMES	SCHEDULE	OF SCHEDULE	RPI	RPI	RPI	RPI
DIV. I ONLY	20- 5	29	0- 0	184	233	54	54	25	25	
DIV. I NON-CONF.	3- 4	199	0- 0	11	16	32	32	23	23	
TOTALS	RPI 1-25	RPI 26-50	W-L RECORDS	RPI 51-100	RPI 101-150	RPI 150+				
20- 5	1- 1	0- 2	OVERALL	2- 1	1- 0	16- 1				
10- 0	0- 0	0- 0	HOME	2- 0	0- 0	8- 0				
10- 4	1- 1	0- 1	AWAY	0- 1	1- 0	8- 1				
0- 1	0- 0	0- 1	NEUTRAL	0- 0	0- 0	0- 0				
3- 4	1- 1	0- 2	NON-CONFERENCE	1- 0	0- 0	1- 1				
1- 0	0- 0	0- 0	HOME	1- 0	0- 0	0- 0				
2- 3	1- 1	0- 1	AWAY	0- 0	0- 0	1- 1				
0- 1	0- 0	0- 1	NEUTRAL	0- 0	0- 0	0- 0				
17- 1	0- 0	0- 0	CONFERENCE	1- 1	1- 0	15- 0				
9- 0	0- 0	0- 0	HOME	1- 0	0- 0	8- 0				
8- 1	0- 0	0- 0	AWAY	0- 1	1- 0	7- 0				
0- 0	0- 0	0- 0	NEUTRAL	0- 0	0- 0	0- 0				

RPI 1-25				RPI 26-50				RPI 51-100 Team's RPI: 54				RPI 101+			
RPI	S	Opponent	Score	RPI	S	Opponent	Score	RPI	S	Opponent	Score	RPI	S	Opponent	Score
8	A	Mississippi St.	53 104	31	A	Kansas St.	55 73	62	A	SFA	58 70	144	A	Abilene Christian	63 60
17	A	Texas A&M	74 68	34	N	Ohio	62 87	62	H	SFA	62 46	156	H	Nicholls St.	78 65
								98	H	Pacific	82 66	165	A	Denver	110 117
												172	A	Sam Houston St.	83 72
												172	H	Sam Houston St.	81 76
												270	A	Louisiana	79 77
												273	A	A&M-Corpus Christi	72 47
												273	H	A&M-Corpus Christi	76 58
												282	A	New Orleans	79 57
												286	H	Central Ark.	57 37
												307	A	Incarnate Word	77 51
												307	H	Incarnate Word	79 53
												312	A	McNeese	64 62
												312	H	McNeese	81 68
												315	A	Northwestern St.	94 70
												322	H	Southeastern La.	94 54
												332	A	Houston Baptist	97 49
												332	H	Houston Baptist	63 50
LAST 12 Division I GAMES:															
312	H	McNeese	81 68	315	A	Northwestern St.	94 70								
62	H	SFA	62 46	62	A	SFA	58 70								
332	A	Houston Baptist	97 49	144	A	Abilene Christian	63 60								
273	A	A&M-Corpus Christi	72 47	312	A	McNeese	64 62								
307	H	Incarnate Word	79 53	156	H	Nicholls St.	78 65								
172	H	Sam Houston St.	81 76	172	A	Sam Houston St.	83 72								

Non-Div I Games: LeTourneau 104 27 Louisiana Col. 94 43 McMurry 100 37 Howard Payne 93 37 Lamar University

Loss, Non-Conf, S Site, H Home A Away N Neutral

Average RPI Win: 257	WON-LOST	WINNING	LAST 10	STRENGTH OF	OPP. STRENGTH	TEAM	ADJ.	CONF.	ADJ CONF.
Average RPI Loss: 83	RECORD	PCT. RANK	GAMES	SCHEDULE	OF SCHEDULE	RPI	RPI	RPI	RPI
DIV. I ONLY	20- 9	67	1- 0	191	244	126	126	18	18
DIV. I NON-CONF.	7- 3	83	0- 0	175	251	127	127	21	21
TOTALS	RPI 1-25	RPI 26-50	W-L RECORDS	RPI 51-100	RPI 101-150	RPI 150+			
20- 9	0- 1	0- 2	OVERALL	0- 3	0- 1	20- 2			
12- 5	0- 0	0- 1	HOME	0- 2	0- 1	12- 1			
8- 4	0- 1	0- 1	AWAY	0- 1	0- 0	8- 1			
0- 0	0- 0	0- 0	NEUTRAL	0- 0	0- 0	0- 0			
7- 3	0- 1	0- 0	NON-CONFERENCE	0- 1	0- 1	7- 0			
5- 2	0- 0	0- 0	HOME	0- 1	0- 1	5- 0			
2- 1	0- 1	0- 0	AWAY	0- 0	0- 0	2- 0			
0- 0	0- 0	0- 0	NEUTRAL	0- 0	0- 0	0- 0			
13- 6	0- 0	0- 2	CONFERENCE	0- 2	0- 0	13- 2			
7- 3	0- 0	0- 1	HOME	0- 1	0- 0	7- 1			
6- 3	0- 0	0- 1	AWAY	0- 1	0- 0	6- 1			
0- 0	0- 0	0- 0	NEUTRAL	0- 0	0- 0	0- 0			

RPI 1-25				RPI 26-50				RPI 51-100				RPI 101+ Team's RPI: 126			
RPI	S	Opponent	Score	RPI	S	Opponent	Score	RPI	S	Opponent	Score	RPI	S	Opponent	Score
1	A	Notre Dame	68 95	42	A	Bucknell	53 71	55	H	Villanova	48 70	107	H	Charlotte	60 62
				42	H	Bucknell	68 73	78	A	American	47 50	174	A	Boston U.	45 58
								78	H	American	53 61	174	H	Boston U.	48 52
												176	A	Holy Cross	79 74
												176	H	Holy Cross	64 55
												180	H	Sacred Heart	70 66
												194	H	Cornell	67 54
												219	H	Monmouth	63 48
												246	A	Colgate	75 63
												246	H	Colgate	86 58
												246	H	Colgate	78 68
												251	A	Binghamton	65 55
												255	A	Navy	56 38
												255	H	Navy	66 55
												265	A	Loyola Maryland	65 46
												265	H	Loyola Maryland	51 42
												277	H	Norfolk St.	62 41
												291	A	Army West Point	73 50
												291	H	Army West Point	55 46
												317	A	Lafayette	70 43
												317	H	Lafayette	67 50
												327	A	Central Conn. St.	88 62
												351	H	LIU Brooklyn	72 38
LAST 12 Division I GAMES:															
246	H	Colgate	78 68	246	A	Colgate	75 63								
107	H	Charlotte	60 62	78	A	American	47 50								
176	A	Holy Cross	79 74	42	H	Bucknell	68 73								
317	H	Lafayette	67 50	174	H	Boston U.	48 52								
265	A	Loyola Maryland	65 46	255	H	Navy	66 55								
291	H	Army West Point	55 46	265	H	Loyola Maryland	51 42								

Non-Div I Games: Kutztown 73 39

Lehigh

■ Loss,
 ■ Non-Conf,
 ■ S Site,
 ■ H Home
 ■ A Away
 N Neutral

Liberty

Through Games Of March 11, 2019

Average RPI Win:	256	WON-LOST	WINNING	LAST 10	STRENGTH OF	OPP. STRENGTH	TEAM	ADJ.	CONF.	ADJ CONF.
Average RPI Loss:	160	RECORD	PCT. RANK	GAMES	SCHEDULE	OF SCHEDULE	RPI	RPI	RPI	RPI
DIV. I ONLY	14- 15	183	1- 0	190	274	186	186	24	24	
DIV. I NON-CONF.	3- 9	271	0- 0	100	233	225	225	26	26	
TOTALS	RPI 1-25	RPI 26-50	W-L RECORDS	RPI 51-100	RPI 101-150	RPI 150+				
14- 15	0- 2	0- 0	OVERALL	0- 3	1- 1	13- 9				
7- 5	0- 1	0- 0	HOME	0- 2	0- 0	7- 2				
6- 7	0- 0	0- 0	AWAY	0- 1	0- 0	6- 6				
1- 3	0- 1	0- 0	NEUTRAL	0- 0	1- 1	0- 1				
3- 9	0- 2	0- 0	NON-CONFERENCE	0- 1	1- 1	2- 5				
1- 2	0- 1	0- 0	HOME	0- 1	0- 0	1- 0				
1- 4	0- 0	0- 0	AWAY	0- 0	0- 0	1- 4				
1- 3	0- 1	0- 0	NEUTRAL	0- 0	1- 1	0- 1				
11- 6	0- 0	0- 0	CONFERENCE	0- 2	0- 0	11- 4				
6- 3	0- 0	0- 0	HOME	0- 1	0- 0	6- 2				
5- 3	0- 0	0- 0	AWAY	0- 1	0- 0	5- 2				
0- 0	0- 0	0- 0	NEUTRAL	0- 0	0- 0	0- 0				

RPI S	Opponent	Score	RPI S	Opponent	Score	RPI S	Opponent	Score	RPI S	Opponent	Score	Team's RPI: 186
15 N	UCF	45 53				61 A	FGCU	50 68	107 N	Charlotte	61 63	
25 H	James Madison	53 74				61 H	FGCU	64 65	136 N	Duquesne	55 51	
						73 H	Virginia Tech	61 72	170 A	Chattanooga	60 75	
									190 A	East Carolina	63 66	
									198 A	North Ala.	61 57	
									198 H	North Ala.	61 48	
									208 H	Saint Francis (PA)	82 53	
									209 A	Stetson	52 69	
									209 H	Stetson	56 68	
									223 A	Bethune-Cookman	76 81	
									233 A	North Florida	54 66	
									233 H	North Florida	69 53	
									234 A	Jacksonville	85 75	
									234 H	Jacksonville	65 53	
									234 H	Jacksonville	52 64	
									243 A	ETSU	89 86	
									277 N	Norfolk St.	53 66	
									297 A	Kennesaw St.	67 61	
									297 H	Kennesaw St.	68 55	
									308 A	UNC Greensboro	45 48	
									323 A	NJIT	58 39	
									323 H	NJIT	58 47	
									330 A	Lipscomb	77 60	
									330 H	Lipscomb	74 60	
LAST 12 Division I GAMES:												
234 H	Jacksonville	65 53	198 A	North Ala.	61 57							
277 N	Norfolk St.	53 66	330 H	Lipscomb	74 60							
198 H	North Ala.	61 48	61 H	FGCU	64 65							
323 A	NJIT	58 39	209 H	Stetson	56 68							
297 H	Kennesaw St.	68 55	323 H	NJIT	58 47							
233 A	North Florida	54 66	330 A	Lipscomb	77 60							

Non-Div I Games: West Chester 61 42

Liberty

Loss, Non-Conf, S Site, H Home A Away N Neutral

Average RPI Win: 284	WON-LOST	WINNING	LAST 10	STRENGTH OF	OPP. STRENGTH	TEAM	ADJ.	CONF.	ADJ CONF.
Average RPI Loss: 186	RECORD	PCT. RANK	GAMES	SCHEDULE	OF SCHEDULE	RPI	RPI	RPI	RPI
DIV. I ONLY	4- 25	339	1- 0	199	293	330	330	24	24
DIV. I NON-CONF.	2- 11	316	0- 0	137	294	285	285	26	26
TOTALS	RPI 1-25	RPI 26-50	W-L RECORDS	RPI 51-100	RPI 101-150	RPI 150+			
4- 25	0- 0	0- 2	OVERALL	0- 3	0- 4	4- 16			
3- 10	0- 0	0- 0	HOME	0- 1	0- 2	3- 7			
1- 15	0- 0	0- 2	AWAY	0- 2	0- 2	1- 9			
0- 0	0- 0	0- 0	NEUTRAL	0- 0	0- 0	0- 0			
2- 11	0- 0	0- 2	NON-CONFERENCE	0- 1	0- 4	2- 4			
1- 4	0- 0	0- 0	HOME	0- 0	0- 2	1- 2			
1- 7	0- 0	0- 2	AWAY	0- 1	0- 2	1- 2			
0- 0	0- 0	0- 0	NEUTRAL	0- 0	0- 0	0- 0			
2- 14	0- 0	0- 0	CONFERENCE	0- 2	0- 0	2- 12			
2- 6	0- 0	0- 0	HOME	0- 1	0- 0	2- 5			
0- 8	0- 0	0- 0	AWAY	0- 1	0- 0	0- 7			
0- 0	0- 0	0- 0	NEUTRAL	0- 0	0- 0	0- 0			

RPI S	Opponent	Score	RPI S	Opponent	Score	RPI S	Opponent	Score	RPI S	Opponent	Score	Team's RPI: 330
43	A Belmont	43 83	61	A FGCU	40 82	110	H UT Martin	53 62				
50	A Clemson	26 68	61	H FGCU	46 80	111	A Georgia	45 77				
			76	A Cincinnati	55 71	129	A Morehead St.	44 79				
						148	H Tennessee Tech	52 67				
						186	A Liberty	60 74				
						186	H Liberty	60 77				
						198	A North Ala.	50 71				
						198	H North Ala.	60 81				
						209	A Stetson	49 76				
						209	H Stetson	65 80				
						213	H Jacksonville St.	46 58				
						233	A North Florida	66 72				
						233	H North Florida	53 68				
						234	A Jacksonville	47 62				
						234	H Jacksonville	61 58				
						259	A Austin Peay	58 70				
						260	A Murray St.	61 97				
						296	H Col. of Charleston	63 65				
						297	A Kennesaw St.	36 67				
						297	H Kennesaw St.	72 69				
						302	A Alabama A&M	62 58				
						304	H Tennessee St.	64 62				
						323	A NJIT	67 80				
						323	H NJIT	53 69				
LAST 12 Division I GAMES:												
297	H Kennesaw St.	72 69	234	H Jacksonville	61 58							
198	A North Ala.	50 71	233	A North Florida	66 72							
323	H NJIT	53 69	198	H North Ala.	60 81							
61	H FGCU	46 80	186	H Liberty	60 77							
297	A Kennesaw St.	36 67	209	A Stetson	49 76							
186	A Liberty	60 74	61	A FGCU	40 82							

Non-Div I Games:

Lipscomb

■ Loss,
 ■ Non-Conf,
 ■ S Site,
 ■ H Home
 ■ A Away
 N Neutral

Little Rock

Through Games Of March 11, 2019

Average RPI Win:	187	WON-LOST	WINNING	LAST 10	STRENGTH OF	OPP. STRENGTH	TEAM	ADJ.	CONF.	ADJ CONF.
Average RPI Loss:	78	RECORD	PCT. RANK	GAMES	SCHEDULE	OF SCHEDULE	RPI	RPI	RPI	RPI
DIV. I ONLY	19- 10	89	1- 0	74	108	72	72	12	12	
DIV. I NON-CONF.	4- 7	228	0- 0	48	12	136	136	14	14	
TOTALS	RPI 1-25	RPI 26-50	W-L RECORDS	RPI 51-100	RPI 101-150	RPI 150+				
19- 10	0- 2	0- 2	OVERALL	3- 3	4- 1	12- 2				
10- 5	0- 2	0- 2	HOME	2- 0	2- 1	6- 0				
9- 5	0- 0	0- 0	AWAY	1- 3	2- 0	6- 2				
0- 0	0- 0	0- 0	NEUTRAL	0- 0	0- 0	0- 0				
4- 7	0- 2	0- 2	NON-CONFERENCE	0- 2	0- 1	4- 0				
1- 5	0- 2	0- 2	HOME	0- 0	0- 1	1- 0				
3- 2	0- 0	0- 0	AWAY	0- 2	0- 0	3- 0				
0- 0	0- 0	0- 0	NEUTRAL	0- 0	0- 0	0- 0				
15- 3	0- 0	0- 0	CONFERENCE	3- 1	4- 0	8- 2				
9- 0	0- 0	0- 0	HOME	2- 0	2- 0	5- 0				
6- 3	0- 0	0- 0	AWAY	1- 1	2- 0	3- 2				
0- 0	0- 0	0- 0	NEUTRAL	0- 0	0- 0	0- 0				

RPI 1-25				RPI 26-50				RPI 51-100 Team's RPI: 72				RPI 101+			
RPI	S	Opponent	Score	RPI	S	Opponent	Score	RPI	S	Opponent	Score	RPI	S	Opponent	Score
8	H	Mississippi St.	63 98	31	H	Kansas St.	47 53	70	A	Missouri St.	44 48	105	H	Western Ky.	56 68
17	H	Texas A&M	40 61	35	H	Rice	65 79	71	A	UT Arlington	62 61	116	A	South Alabama	65 42
								71	H	UT Arlington	68 65	116	H	South Alabama	47 44
								82	A	Troy	66 71	135	A	Appalachian St.	74 59
								82	H	Troy	76 72	139	H	Georgia St.	82 50
								86	A	LSU	45 60	160	A	Tulsa	63 53
												162	A	Texas St.	48 50
												162	H	Texas St.	62 47
												168	A	Louisiana Tech	69 58
												173	A	Coastal Caro.	60 47
												188	A	Arkansas St.	58 62
												188	H	Arkansas St.	68 55
												232	A	Memphis	63 60
												270	A	Louisiana	62 49
												270	H	Louisiana	62 48
												285	H	Ga. Southern	80 51
												300	A	La.-Monroe	57 38
												300	H	La.-Monroe	63 44
												306	H	Fla. Atlantic	61 38
LAST 12 Division I GAMES:															
300	A	La.-Monroe	57 38	71	A	UT Arlington	62 61								
270	A	Louisiana	62 49	116	H	South Alabama	47 44								
139	H	Georgia St.	82 50	82	H	Troy	76 72								
285	H	Ga. Southern	80 51	188	H	Arkansas St.	68 55								
188	A	Arkansas St.	58 62	135	A	Appalachian St.	74 59								
162	A	Texas St.	48 50	173	A	Coastal Caro.	60 47								

Non-Div I Games:

Little Rock

Loss, Non-Conf, S Site, H Home A Away N Neutral

Average RPI Win:	227	WON-LOST	WINNING	LAST 10	STRENGTH OF	OPP. STRENGTH	TEAM	ADJ.	CONF.	ADJ CONF.
Average RPI Loss:	158	RECORD	PCT. RANK	GAMES	SCHEDULE	OF SCHEDULE	RPI	RPI	RPI	RPI
DIV. I ONLY	8- 21	283	0- 1	161	204	275	275	20	20	
DIV. I NON-CONF.	3- 10	278	0- 0	121	115	257	257	20	20	
TOTALS	RPI 1-25	RPI 26-50	W-L RECORDS	RPI 51-100	RPI 101-150	RPI 150+				
8- 21	0- 1	0- 0	OVERALL	1- 6	0- 4	7- 10				
5- 11	0- 0	0- 0	HOME	1- 4	0- 1	4- 6				
3- 10	0- 1	0- 0	AWAY	0- 2	0- 3	3- 4				
0- 0	0- 0	0- 0	NEUTRAL	0- 0	0- 0	0- 0				
3- 10	0- 1	0- 0	NON-CONFERENCE	1- 4	0- 2	2- 3				
2- 6	0- 0	0- 0	HOME	1- 3	0- 0	1- 3				
1- 4	0- 1	0- 0	AWAY	0- 1	0- 2	1- 0				
0- 0	0- 0	0- 0	NEUTRAL	0- 0	0- 0	0- 0				
5- 11	0- 0	0- 0	CONFERENCE	0- 2	0- 2	5- 7				
3- 5	0- 0	0- 0	HOME	0- 1	0- 1	3- 3				
2- 6	0- 0	0- 0	AWAY	0- 1	0- 1	2- 4				
0- 0	0- 0	0- 0	NEUTRAL	0- 0	0- 0	0- 0				

RPI 1-25				RPI 26-50				RPI 51-100				RPI 101+ Team's RPI: 275			
RPI	S	Opponent	Score	RPI	S	Opponent	Score	RPI	S	Opponent	Score	RPI	S	Opponent	Score
5	A	Oregon	48 110					52	H	Southern California	50 86	106	A	Loyola Marymount	62 71
								80	H	Arizona	43 70	145	A	CSUN	45 60
								83	A	UC Davis	50 70	145	H	CSUN	37 51
								83	H	UC Davis	49 66	146	A	Montana St.	62 85
								85	H	Idaho	70 63	152	A	UC Riverside	63 45
								90	H	UNI	64 71	152	H	UC Riverside	59 73
								93	A	Utah	59 82	178	A	UC Irvine	60 65
												178	H	UC Irvine	46 48
												179	A	Utah St.	50 48
												199	A	Hawaii	49 63
												199	H	Hawaii	56 40
												215	H	California Baptist	83 85
												245	H	Nevada	67 76
												253	A	Cal St. Fullerton	59 53
												253	H	Cal St. Fullerton	47 50
												269	H	San Diego	56 60
												290	A	UC Santa Barbara	54 60
												290	H	UC Santa Barbara	62 53
												320	A	Cal Poly	59 66
												320	H	Cal Poly	61 58
												341	H	Grand Canyon	57 50
LAST 12 Division I GAMES:															
178	A	UC Irvine	60 65	178	H	UC Irvine	46 48								
253	H	Cal St. Fullerton	47 50	199	H	Hawaii	56 40								
83	H	UC Davis	49 66	320	A	Cal Poly	59 66								
290	H	UC Santa Barbara	62 53	253	A	Cal St. Fullerton	59 53								
145	A	CSUN	45 60	83	A	UC Davis	50 70								
199	A	Hawaii	49 63	145	H	CSUN	37 51								

Non-Div I Games:

Long Beach St.

■ Loss,
 ■ Non-Conf,
 ■ S Site,
 ■ Home
 ■ A Away
 N Neutral

Average RPI Win:	266	WON-LOST	WINNING	LAST 10	STRENGTH OF	OPP. STRENGTH	TEAM	ADJ.	CONF.	ADJ CONF.
Average RPI Loss:	203	RECORD	PCT. RANK	GAMES	SCHEDULE	OF SCHEDULE	RPI	RPI	RPI	RPI
DIV. I ONLY	3- 26	345	0- 1	225	323	340	340	27	27	
DIV. I NON-CONF.	1- 10	329	0- 1	140	336	321	321	29	29	
TOTALS	RPI 1-25	RPI 26-50	W-L RECORDS	RPI 51-100	RPI 101-150	RPI 150+				
3- 26	0- 0	0- 0	OVERALL	0- 7	0- 1	3- 18				
3- 11	0- 0	0- 0	HOME	0- 2	0- 0	3- 9				
0- 14	0- 0	0- 0	AWAY	0- 5	0- 1	0- 8				
0- 1	0- 0	0- 0	NEUTRAL	0- 0	0- 0	0- 1				
1- 10	0- 0	0- 0	NON-CONFERENCE	0- 3	0- 1	1- 6				
1- 4	0- 0	0- 0	HOME	0- 0	0- 0	1- 4				
0- 5	0- 0	0- 0	AWAY	0- 3	0- 1	0- 1				
0- 1	0- 0	0- 0	NEUTRAL	0- 0	0- 0	0- 1				
2- 16	0- 0	0- 0	CONFERENCE	0- 4	0- 0	2- 12				
2- 7	0- 0	0- 0	HOME	0- 2	0- 0	2- 5				
0- 9	0- 0	0- 0	AWAY	0- 2	0- 0	0- 7				
0- 0	0- 0	0- 0	NEUTRAL	0- 0	0- 0	0- 0				

RPI S	Opponent	Score	RPI S	Opponent	Score	RPI S	Opponent	Score	RPI S	Opponent	Score	Team's RPI: 340
						73	A Virginia Tech	39 93	116	A UNCW	33 35	
						87	A Radford	52 81	182	A UNC Asheville	55 80	
						87	H Radford	34 68	182	H UNC Asheville	57 68	
						91	A VCU	55 84	190	N East Carolina	52 61	
						99	A High Point	47 70	193	H Eastern Mich.	45 64	
						99	H High Point	54 65	196	A Hampton	40 66	
						100	A Old Dominion	48 69	196	H Hampton	70 86	
									207	H Campbell	60 66	
									208	H Saint Francis (PA)	88 91	
									210	H UMES	83 71	
									244	A Gardner-Webb	78 80	
									244	H Gardner-Webb	85 79	
									257	H Wofford	72 101	
									277	A Norfolk St.	42 74	
									292	A Charleston So.	67 79	
									292	H Charleston So.	74 81	
									299	A Winthrop	69 77	
									318	H Wagner	60 86	
									331	A Presbyterian	66 81	
									331	H Presbyterian	60 64	
									343	A USC Upstate	67 72	
									343	H USC Upstate	80 58	
LAST 12 Division I GAMES:												
			100	A Old Dominion	48 69		87	A Radford	52 81			
			292	A Charleston So.	67 79		343	H USC Upstate	80 58			
			331	H Presbyterian	60 64		244	A Gardner-Webb	78 80			
			99	A High Point	47 70		99	H High Point	54 65			
			196	H Hampton	70 86		244	H Gardner-Webb	85 79			
			182	H UNC Asheville	57 68		207	H Campbell	60 66			

Non-Div I Games:

Longwood

■ Loss,
 ■ Non-Conf,
 ■ S Site,
 ■ H Home
 ■ A Away
 N Neutral

Louisiana

Through Games Of March 11, 2019

Average RPI Win: 246	WON-LOST	WINNING	LAST 10	STRENGTH OF	OPP. STRENGTH	TEAM	ADJ.	CONF.	ADJ CONF.
Average RPI Loss: 140	RECORD	PCT. RANK	GAMES	SCHEDULE	OF SCHEDULE	RPI	RPI	RPI	RPI
DIV. I ONLY	7- 22	302	0- 1	130	167	270	270	12	12
DIV. I NON-CONF.	2- 8	293	0- 0	119	201	256	256	14	14
TOTALS	RPI 1-25	RPI 26-50	W-L RECORDS	RPI 51-100	RPI 101-150	RPI 150+			
7- 22	0- 1	0- 1	OVERALL	0- 6	2- 4	5- 10			
5- 8	0- 0	0- 0	HOME	0- 4	2- 0	3- 4			
2- 13	0- 1	0- 1	AWAY	0- 2	0- 4	2- 5			
0- 1	0- 0	0- 0	NEUTRAL	0- 0	0- 0	0- 1			
2- 8	0- 1	0- 1	NON-CONFERENCE	0- 2	0- 0	2- 4			
1- 3	0- 0	0- 0	HOME	0- 2	0- 0	1- 1			
1- 4	0- 1	0- 1	AWAY	0- 0	0- 0	1- 2			
0- 1	0- 0	0- 0	NEUTRAL	0- 0	0- 0	0- 1			
5- 14	0- 0	0- 0	CONFERENCE	0- 4	2- 4	3- 6			
4- 5	0- 0	0- 0	HOME	0- 2	2- 0	2- 3			
1- 9	0- 0	0- 0	AWAY	0- 2	0- 4	1- 3			
0- 0	0- 0	0- 0	NEUTRAL	0- 0	0- 0	0- 0			

RPI 1-25				RPI 26-50				RPI 51-100				RPI 101+ Team's RPI: 270			
RPI	S	Opponent	Score	RPI	S	Opponent	Score	RPI	S	Opponent	Score	RPI	S	Opponent	Score
8	A	Mississippi St.	36 104	49	A	Auburn	59 71	54	H	Lamar University	77 79	116	A	South Alabama	61 73
								71	H	UT Arlington	61 76	116	A	South Alabama	60 83
								72	A	Little Rock	48 62	135	A	Appalachian St.	69 83
								72	H	Little Rock	49 62	135	H	Appalachian St.	73 55
								82	A	Troy	64 90	139	A	Georgia St.	71 74
								86	H	LSU	54 76	139	H	Georgia St.	57 54
												162	H	Texas St.	65 71
												172	H	Sam Houston St.	62 68
												173	A	Coastal Caro.	62 67
												173	H	Coastal Caro.	58 76
												188	A	Arkansas St.	75 87
												188	H	Arkansas St.	73 75
												229	A	UTRGV	60 75
												237	A	Ole Miss	57 79
												252	H	Jackson St.	68 61
												273	N	A&M-Corpus Christi	63 64
												285	A	Ga. Southern	71 79
												285	H	Ga. Southern	59 48
												300	A	La.-Monroe	55 52
												300	H	La.-Monroe	52 45
												312	A	McNeese	70 59
LAST 12 Division I GAMES:															
116	A	South Alabama	61 73	300	A	La.-Monroe	55 52								
188	H	Arkansas St.	73 75	139	A	Georgia St.	71 74								
72	H	Little Rock	49 62	285	A	Ga. Southern	71 79								
135	A	Appalachian St.	69 83	173	H	Coastal Caro.	58 76								
173	A	Coastal Caro.	62 67	135	H	Appalachian St.	73 55								
162	H	Texas St.	65 71	71	H	UT Arlington	61 76								

Non-Div I Games: Dillard

69 72

Louisiana

■ Loss,
 ■ Non-Conf,
 ■ S Site,
 ■ H Home
 ■ A Away
 N Neutral

Average RPI Win:	219	WON-LOST	WINNING	LAST 10	STRENGTH OF	OPP. STRENGTH	TEAM	ADJ.	CONF.	ADJ CONF.
Average RPI Loss:	132	RECORD	PCT. RANK	GAMES	SCHEDULE	OF SCHEDULE	RPI	RPI	RPI	RPI
DIV. I ONLY	13- 15	198	1- 0	137	142	168	168	14	14	
DIV. I NON-CONF.	7- 5	132	1- 0	257	114	159	159	17	17	
TOTALS	RPI 1-25	RPI 26-50	W-L RECORDS	RPI 51-100	RPI 101-150	RPI 150+				
13- 15	0- 1	0- 2	OVERALL	0- 4	3- 2	10- 6				
7- 5	0- 0	0- 1	HOME	0- 2	2- 1	5- 1				
5- 9	0- 1	0- 1	AWAY	0- 1	1- 1	4- 5				
1- 1	0- 0	0- 0	NEUTRAL	0- 1	0- 0	1- 0				
7- 5	0- 1	0- 0	NON-CONFERENCE	0- 2	1- 0	6- 2				
3- 1	0- 0	0- 0	HOME	0- 1	1- 0	2- 0				
3- 3	0- 1	0- 0	AWAY	0- 0	0- 0	3- 2				
1- 1	0- 0	0- 0	NEUTRAL	0- 1	0- 0	1- 0				
6- 10	0- 0	0- 2	CONFERENCE	0- 2	2- 2	4- 4				
4- 4	0- 0	0- 1	HOME	0- 1	1- 1	3- 1				
2- 6	0- 0	0- 1	AWAY	0- 1	1- 1	1- 3				
0- 0	0- 0	0- 0	NEUTRAL	0- 0	0- 0	0- 0				

RPI 1-25			RPI 26-50			RPI 51-100			RPI 101+			Team's RPI: 168
RPI	S	Opponent	Score	RPI	S	Opponent	Score	RPI	S	Opponent	Score	
23	A	Arizona St.	44 80	35	A	Rice	42 78	69	A	Middle Tenn.	38 75	103 A UAB 73 68
				35	H	Rice	51 61	70	N	Missouri St.	70 82	103 H UAB 69 95
								72	H	Little Rock	58 69	105 A Western Ky. 76 81
								100	H	Old Dominion	59 70	107 H Charlotte 88 51
												109 H Houston 100 88
												158 N Alabama 79 62
												184 A Southern Miss. 70 74
												184 H Southern Miss. 106 85
												187 H North Texas 54 65
												188 A Arkansas St. 80 70
												201 A Marshall 88 90
												232 A Memphis 66 50
												237 H Ole Miss 80 71
												242 A UMKC 70 80
												256 A Wichita St. 56 70
												267 A UTEP 74 64
												303 A UTSA 68 70
												306 H Fla. Atlantic 86 55
												312 A McNeese 89 48
												321 H FIU 90 72
												322 H Southeastern La. 72 53
LAST 12 Division I GAMES:												
158	N	Alabama	79 62	184	H	Southern Miss.	106 85					
103	H	UAB	69 95	321	H	FIU	90 72					
35	A	Rice	42 78	306	H	Fla. Atlantic	86 55					
184	A	Southern Miss.	70 74	105	A	Western Ky.	76 81					
303	A	UTSA	68 70	201	A	Marshall	88 90					
267	A	UTEP	74 64	107	H	Charlotte	88 51					

Non-Div I Games: LSU-Alexandria 112 70

Louisiana Tech

■ Loss,
 ■ Non-Conf, S Site,
 ■ Home
 ■ Away
 N Neutral

Louisville

Through Games Of March 11, 2019

Average RPI Win:	84	WON-LOST	WINNING	LAST 10	STRENGTH OF	OPP. STRENGTH	TEAM	ADJ.	CONF.	ADJ CONF.
Average RPI Loss:	7	RECORD	PCT. RANK	GAMES	SCHEDULE	OF SCHEDULE	RPI	RPI	RPI	RPI
DIV. I ONLY	29- 3	5	2- 1	6	2	3	3	1	1	
DIV. I NON-CONF.	13- 0	1	0- 0	15	27	4	4	1	1	
TOTALS	RPI 1-25	RPI 26-50	W-L RECORDS	RPI 51-100	RPI 101-150	RPI 150+				
29- 3	7- 3	6- 0	OVERALL	6- 0	6- 0	4- 0				
14- 1	4- 1	2- 0	HOME	3- 0	3- 0	2- 0				
11- 1	1- 1	3- 0	AWAY	3- 0	2- 0	2- 0				
4- 1	2- 1	1- 0	NEUTRAL	0- 0	1- 0	0- 0				
13- 0	3- 0	3- 0	NON-CONFERENCE	1- 0	3- 0	3- 0				
7- 0	2- 0	1- 0	HOME	1- 0	1- 0	2- 0				
4- 0	0- 0	2- 0	AWAY	0- 0	1- 0	1- 0				
2- 0	1- 0	0- 0	NEUTRAL	0- 0	1- 0	0- 0				
16- 3	4- 3	3- 0	CONFERENCE	5- 0	3- 0	1- 0				
7- 1	2- 1	1- 0	HOME	2- 0	2- 0	0- 0				
7- 1	1- 1	1- 0	AWAY	3- 0	1- 0	1- 0				
2- 1	1- 1	1- 0	NEUTRAL	0- 0	0- 0	0- 0				

RPI 1-25				Team's RPI: 3		RPI 26-50				RPI 51-100				RPI 101+			
RPI	S	Opponent	Score	RPI	S	Opponent	Score	RPI	S	Opponent	Score	RPI	S	Opponent	Score		
1	A	Notre Dame	68 82	26	A	Central Mich.	72 68	65	H	Georgia Tech	61 44	104	N	Hartford	86 69		
1	N	Notre Dame	79 99	36	H	North Carolina	73 66	73	A	Virginia Tech	72 63	105	A	Western Ky.	102 80		
6	H	UConn	78 69	46	A	Boise St.	74 55	79	A	Duke	73 51	110	H	UT Martin	102 62		
9	H	NC State	92 62	48	H	Miami (OH)	95 73	94	H	Nebraska	85 68	127	A	Pittsburgh	67 40		
9	N	NC State	78 68	50	A	Clemson	76 44	96	A	Virginia	71 49	127	H	Pittsburgh	70 42		
10	H	Syracuse	76 51	50	N	Clemson	75 67	96	H	Virginia	91 43	132	H	Boston College	87 51		
18	H	Miami (FL)	73 79									151	A	Wake Forest	73 49		
20	A	Florida St.	68 49									170	A	Chattanooga	75 49		
21	H	Kentucky	80 75									241	H	Northern Ky.	92 59		
23	N	Arizona St.	58 56									304	H	Tennessee St.	107 52		
LAST 12 Division I GAMES:																	
		50	N	Clemson			75 67			96	A	Virginia			71 49		
		1	N	Notre Dame			79 99			18	H	Miami (FL)			73 79		
		9	N	NC State			78 68			73	A	Virginia Tech			72 63		
		127	A	Pittsburgh			67 40			10	H	Syracuse			76 51		
		9	H	NC State			92 62			50	A	Clemson			76 44		
		132	H	Boston College			87 51			6	H	UConn			78 69		

Non-Div I Games:

Louisville

■ Loss,
 ■ Non-Conf, S Site,
 ■ Home
 ■ Away
 N Neutral

Loyola Chicago

Through Games Of March 11, 2019

Average RPI Win:	286	WON-LOST	WINNING	LAST 10	STRENGTH OF	OPP. STRENGTH	TEAM	ADJ.	CONF.	ADJ CONF.
Average RPI Loss:	123	RECORD	PCT. RANK	GAMES	SCHEDULE	OF SCHEDULE	RPI	RPI	RPI	RPI
DIV. I ONLY	12- 17	222	0- 1	270	187	254	254	13	13	
DIV. I NON-CONF.	6- 5	143	0- 0	336	278	279	279	15	15	
TOTALS	RPI 1-25	RPI 26-50	W-L RECORDS	RPI 51-100	RPI 101-150	RPI 150+				
12- 17	0- 3	0- 0	OVERALL	0- 5	1- 6	11- 3				
8- 7	0- 2	0- 0	HOME	0- 2	1- 2	7- 1				
4- 10	0- 1	0- 0	AWAY	0- 3	0- 4	4- 2				
0- 0	0- 0	0- 0	NEUTRAL	0- 0	0- 0	0- 0				
6- 5	0- 1	0- 0	NON-CONFERENCE	0- 1	0- 1	6- 2				
4- 2	0- 1	0- 0	HOME	0- 0	0- 0	4- 1				
2- 3	0- 0	0- 0	AWAY	0- 1	0- 1	2- 1				
0- 0	0- 0	0- 0	NEUTRAL	0- 0	0- 0	0- 0				
6- 12	0- 2	0- 0	CONFERENCE	0- 4	1- 5	5- 1				
4- 5	0- 1	0- 0	HOME	0- 2	1- 2	3- 0				
2- 7	0- 1	0- 0	AWAY	0- 2	0- 3	2- 1				
0- 0	0- 0	0- 0	NEUTRAL	0- 0	0- 0	0- 0				

RPI 1-25				RPI 26-50				RPI 51-100				RPI 101+ Team's RPI: 254			
RPI	S	Opponent	Score	RPI	S	Opponent	Score	RPI	S	Opponent	Score	RPI	S	Opponent	Score
16	A	Drake	60 69					70	A	Missouri St.	49 84	120	A	Youngstown St.	63 74
16	H	Drake	55 83					70	H	Missouri St.	58 85	141	A	Illinois St.	52 65
22	H	DePaul	76 102					89	A	Purdue	41 65	141	H	Illinois St.	62 59
								90	A	UNI	52 64	149	A	Southern Ill.	63 74
								90	H	UNI	65 71	149	H	Southern Ill.	41 64
												150	A	Bradley	59 71
												150	H	Bradley	56 69
												212	A	Bowling Green	74 88
												230	A	Indiana St.	44 36
												230	H	Indiana St.	56 54
												239	H	SIUE	56 43
												242	H	UMKC	74 88
												262	A	Western Mich.	64 53
												310	A	Valparaiso	74 81
												310	H	Valparaiso	80 54
												329	A	Evansville	71 51
												329	H	Evansville	61 56
												334	H	Purdue Fort Wayne	81 67
												335	H	Detroit Mercy	52 43
												339	A	UIC	75 60
												349	H	Chicago St.	76 40
LAST 12 Division I GAMES:															
310	A	Valparaiso	74 81	230	A	Indiana St.	44 36								
150	A	Bradley	59 71	16	H	Drake	55 83								
141	A	Illinois St.	52 65	90	H	UNI	65 71								
70	H	Missouri St.	58 85	150	H	Bradley	56 69								
149	H	Southern Ill.	41 64	141	H	Illinois St.	62 59								
329	A	Evansville	71 51	149	A	Southern Ill.	63 74								

Non-Div I Games:

Loyola Chicago

■ Loss,
■ Non-Conf,
■ S Site,
■ H Home
■ A Away
N Neutral

Loyola Maryland

Through Games Of March 11, 2019

Average RPI Win:	261	WON-LOST	WINNING	LAST 10	STRENGTH OF	OPP. STRENGTH	TEAM	ADJ.	CONF.	ADJ CONF.
Average RPI Loss:	156	RECORD	PCT. RANK	GAMES	SCHEDULE	OF SCHEDULE	RPI	RPI	RPI	RPI
DIV. I ONLY	7- 24	307	1- 1	126	236	265	265	18	18	
DIV. I NON-CONF.	1- 10	329	0- 0	141	228	289	289	21	21	
TOTALS	RPI 1-25	RPI 26-50	W-L RECORDS	RPI 51-100	RPI 101-150	RPI 150+				
7- 24	0- 1	0- 3	OVERALL	0- 3	0- 4	7- 13				
3- 10	0- 0	0- 1	HOME	0- 1	0- 1	3- 7				
4- 13	0- 1	0- 2	AWAY	0- 2	0- 2	4- 6				
0- 1	0- 0	0- 0	NEUTRAL	0- 0	0- 1	0- 0				
1- 10	0- 1	0- 0	NON-CONFERENCE	0- 1	0- 2	1- 6				
0- 3	0- 0	0- 0	HOME	0- 0	0- 0	0- 3				
1- 6	0- 1	0- 0	AWAY	0- 1	0- 1	1- 3				
0- 1	0- 0	0- 0	NEUTRAL	0- 0	0- 1	0- 0				
6- 14	0- 0	0- 3	CONFERENCE	0- 2	0- 2	6- 7				
3- 7	0- 0	0- 1	HOME	0- 1	0- 1	3- 4				
3- 7	0- 0	0- 2	AWAY	0- 1	0- 1	3- 3				
0- 0	0- 0	0- 0	NEUTRAL	0- 0	0- 0	0- 0				

RPI 1-25				RPI 26-50				RPI 51-100				RPI 101+ Team's RPI: 265			
RPI	S	Opponent	Score	RPI	S	Opponent	Score	RPI	S	Opponent	Score	RPI	S	Opponent	Score
14	A	Maryland	48 83	42	A	Bucknell	55 87	68	A	Georgetown	30 45	125	A	Towson	57 62
				42	A	Bucknell	63 88	78	A	American	38 82	126	A	Lehigh	42 51
				42	H	Bucknell	57 75	78	H	American	56 67	126	H	Lehigh	46 65
												132	N	Boston College	47 73
												161	H	William & Mary	49 65
												174	A	Boston U.	59 55
												174	H	Boston U.	62 64
												176	A	Holy Cross	60 78
												176	H	Holy Cross	48 58
												211	A	Dartmouth	41 54
												219	A	Monmouth	75 67
												224	H	Mt. St. Mary's	67 77
												227	A	George Mason	38 70
												236	A	Saint Joseph's	46 49
												246	A	Colgate	64 73
												246	H	Colgate	47 58
												247	H	St. Francis Brooklyn	70 75
												255	A	Navy	55 50
												255	H	Navy	58 45
												255	H	Navy	46 58
												291	A	Army West Point	57 69
												291	H	Army West Point	70 51
												317	A	Lafayette	55 52
												317	H	Lafayette	62 50
LAST 12 Division I GAMES:															
255	H	Navy	58 45	246	H	Colgate	47 58								
42	A	Bucknell	63 88	42	A	Bucknell	55 87								
236	A	Saint Joseph's	46 49	317	A	Lafayette	55 52								
174	A	Boston U.	59 55	78	H	American	56 67								
255	A	Navy	55 50	176	H	Holy Cross	48 58								
126	H	Lehigh	46 65	291	H	Army West Point	70 51								

Non-Div I Games:

Loyola Maryland

Loss, Non-Conf, S Site, H Home A Away N Neutral

Average RPI Win:	171	WON-LOST	WINNING	LAST 10	STRENGTH OF	OPP. STRENGTH	TEAM	ADJ.	CONF.	ADJ CONF.
Average RPI Loss:	91	RECORD	PCT. RANK	GAMES	SCHEDULE	OF SCHEDULE	RPI	RPI	RPI	RPI
DIV. I ONLY	18- 14	136	1- 1	69	94	106	106	7	7	
DIV. I NON-CONF.	7- 5	132	0- 0	68	189	95	95	7	7	
TOTALS	RPI 1-25	RPI 26-50	W-L RECORDS	RPI 51-100	RPI 101-150	RPI 150+				
18- 14	0- 2	3- 5	OVERALL	3- 3	1- 0	11- 4				
9- 5	0- 1	3- 0	HOME	1- 2	0- 0	5- 2				
8- 5	0- 1	0- 2	AWAY	2- 1	1- 0	5- 1				
1- 4	0- 0	0- 3	NEUTRAL	0- 0	0- 0	1- 1				
7- 5	0- 0	1- 2	NON-CONFERENCE	2- 0	1- 0	3- 3				
4- 1	0- 0	1- 0	HOME	1- 0	0- 0	2- 1				
3- 1	0- 0	0- 0	AWAY	1- 0	1- 0	1- 1				
0- 3	0- 0	0- 2	NEUTRAL	0- 0	0- 0	0- 1				
11- 9	0- 2	2- 3	CONFERENCE	1- 3	0- 0	8- 1				
5- 4	0- 1	2- 0	HOME	0- 2	0- 0	3- 1				
5- 4	0- 1	0- 2	AWAY	1- 1	0- 0	4- 0				
1- 1	0- 0	0- 1	NEUTRAL	0- 0	0- 0	1- 0				

RPI 1-25				RPI 26-50				RPI 51-100				RPI 101+ Team's RPI: 106			
RPI	S	Opponent	Score	RPI	S	Opponent	Score	RPI	S	Opponent	Score	RPI	S	Opponent	Score
13	A	Gonzaga	58 68	32	A	BYU	44 55	80	A	Arizona	66 64	145	A	CSUN	72 53
13	H	Gonzaga	53 78	32	H	BYU	61 58	83	H	UC Davis	60 53	163	A	Santa Clara	69 60
				33	H	UCLA	69 63	97	A	Pepperdine	86 95	163	H	Santa Clara	75 83
				37	N	South Dakota	40 67	97	H	Pepperdine	55 73	165	A	Denver	75 104
				45	N	Indiana	43 67	98	A	Pacific	72 67	177	H	Robert Morris	61 53
				47	A	Saint Mary's (CA)	62 86	98	H	Pacific	75 81	189	A	Portland	70 54
				47	H	Saint Mary's (CA)	69 56					189	H	Portland	76 58
				47	N	Saint Mary's (CA)	38 70					203	N	Grambling	61 62
												217	H	Northern Ariz.	62 63
												249	A	San Francisco	73 66
												249	H	San Francisco	66 58
												249	N	San Francisco	66 45
												269	A	San Diego	69 52
												269	H	San Diego	83 57
												275	H	Long Beach St.	71 62
												290	A	UC Santa Barbara	70 57
LAST 12 Division I GAMES:															
				249	N	San Francisco	66 45	47	H	Saint Mary's (CA)	69 56				
				47	N	Saint Mary's (CA)	38 70	97	H	Pepperdine	55 73				
				177	H	Robert Morris	61 53	249	A	San Francisco	73 66				
				13	A	Gonzaga	58 68	163	A	Santa Clara	69 60				
				189	A	Portland	70 54	269	H	San Diego	83 57				
				98	H	Pacific	75 81	32	H	BYU	61 58				

Non-Div I Games:

Loyola Marymount

■ Loss,
■ Non-Conf,
■ S Site,
■ H Home
■ A Away
N Neutral

Maine

Through Games Of March 11, 2019

Average RPI Win: 224	WON-LOST	WINNING	LAST 10	STRENGTH OF	OPP. STRENGTH	TEAM	ADJ.	CONF.	ADJ CONF.
Average RPI Loss: 87	RECORD	PCT. RANK	GAMES	SCHEDULE	OF SCHEDULE	RPI	RPI	RPI	RPI
DIV. I ONLY	24- 7	39	2- 0	155	214	59	59	23	23
DIV. I NON-CONF.	7- 6	153	0- 0	28	83	47	47	24	24
TOTALS	RPI 1-25	RPI 26-50	W-L RECORDS	RPI 51-100	RPI 101-150	RPI 150+			
24- 7	0- 1	1- 0	OVERALL	3- 3	3- 2	17- 1			
12- 1	0- 0	0- 0	HOME	1- 1	2- 0	9- 0			
10- 5	0- 1	1- 0	AWAY	1- 2	1- 2	7- 0			
2- 1	0- 0	0- 0	NEUTRAL	1- 0	0- 0	1- 1			
7- 6	0- 1	1- 0	NON-CONFERENCE	3- 3	0- 1	3- 1			
2- 1	0- 0	0- 0	HOME	1- 1	0- 0	1- 0			
3- 4	0- 1	1- 0	AWAY	1- 2	0- 1	1- 0			
2- 1	0- 0	0- 0	NEUTRAL	1- 0	0- 0	1- 1			
17- 1	0- 0	0- 0	CONFERENCE	0- 0	3- 1	14- 0			
10- 0	0- 0	0- 0	HOME	0- 0	2- 0	8- 0			
7- 1	0- 0	0- 0	AWAY	0- 0	1- 1	6- 0			
0- 0	0- 0	0- 0	NEUTRAL	0- 0	0- 0	0- 0			

RPI 1-25				RPI 26-50				RPI 51-100 Team's RPI: 59				RPI 101+			
RPI	S	Opponent	Score	RPI	S	Opponent	Score	RPI	S	Opponent	Score	RPI	S	Opponent	Score
9	A	NC State	46 84	36	A	North Carolina	85 73	57	N	Penn	47 46	102	A	Northeastern	55 63
								63	A	Green Bay	39 70	104	A	Hartford	46 49
								75	H	Toledo	73 59	104	H	Hartford	78 58
								79	H	Duke	63 66	138	A	Stony Brook	68 54
								84	A	Fordham	64 72	138	H	Stony Brook	71 61
								88	A	Harvard	67 60	170	N	Chattanooga	61 66
												197	N	N.C. A&T	58 52
												235	A	Albany (NY)	67 61
												235	H	Albany (NY)	76 65
												235	H	Albany (NY)	66 51
												251	A	Binghamton	67 60
												251	H	Binghamton	95 66
												278	A	Vermont	63 51
												278	H	Vermont	66 45
												281	H	Brown	102 96
												293	A	Bryant	74 57
												305	A	UMBC	58 45
												305	H	UMBC	84 44
												316	A	New Hampshire	69 45
												316	H	New Hampshire	69 36
												316	H	New Hampshire	67 46
												326	A	UMass Lowell	60 41
												326	H	UMass Lowell	79 45
LAST 12 Division I GAMES:															
316	H	New Hampshire	69 36	235	A	Albany (NY)	67 61								
235	H	Albany (NY)	66 51	104	H	Hartford	78 58								
170	N	Chattanooga	61 66	305	A	UMBC	58 45								
251	A	Binghamton	67 60	278	H	Vermont	66 45								
326	A	UMass Lowell	60 41	316	A	New Hampshire	69 45								
138	H	Stony Brook	71 61	326	H	UMass Lowell	79 45								

Non-Div I Games:

Maine

■ Loss,
 ■ Non-Conf,
 ■ S Site,
 ■ Home
 ■ A Away
 N Neutral

Average RPI Win:	291	WON-LOST	WINNING	LAST 10	STRENGTH OF	OPP. STRENGTH	TEAM	ADJ.	CONF.	ADJ CONF.
Average RPI Loss:	176	RECORD	PCT. RANK	GAMES	SCHEDULE	OF SCHEDULE	RPI	RPI	RPI	RPI
DIV. I ONLY	12- 19	236	1- 0	227	324	264	264	26	26	
DIV. I NON-CONF.	2- 9	297	0- 0	146	348	317	317	27	27	
TOTALS	RPI 1-25	RPI 26-50	W-L RECORDS	RPI 51-100	RPI 101-150	RPI 150+				
12- 19	0- 0	0- 2	OVERALL	0- 3	1- 3	11- 11				
7- 9	0- 0	0- 1	HOME	0- 2	0- 2	7- 4				
4- 9	0- 0	0- 1	AWAY	0- 1	1- 0	3- 7				
1- 1	0- 0	0- 0	NEUTRAL	0- 0	0- 1	1- 0				
2- 9	0- 0	0- 0	NON-CONFERENCE	0- 3	0- 1	2- 5				
2- 5	0- 0	0- 0	HOME	0- 2	0- 1	2- 2				
0- 4	0- 0	0- 0	AWAY	0- 1	0- 0	0- 3				
0- 0	0- 0	0- 0	NEUTRAL	0- 0	0- 0	0- 0				
10- 10	0- 0	0- 2	CONFERENCE	0- 0	1- 2	9- 6				
5- 4	0- 0	0- 1	HOME	0- 0	0- 1	5- 2				
4- 5	0- 0	0- 1	AWAY	0- 0	1- 0	3- 4				
1- 1	0- 0	0- 0	NEUTRAL	0- 0	0- 1	1- 0				

RPI S	Opponent	Score	RPI S	Opponent	Score	RPI S	Opponent	Score	RPI S	Opponent	Score	Team's RPI: 264
39	A Quinnipiac	42 59	39	H Quinnipiac	39 64	64	H Drexel	39 53	120	A Marist	69 51	
						67	H Wright St.	44 60	120	H Marist	51 62	
						84	A Fordham	61 65	120	N Marist	51 65	
									138	H Stony Brook	48 79	
									171	A Rider	60 57	
									171	H Rider	63 73	
									176	A Holy Cross	53 61	
									180	H Sacred Heart	46 74	
									219	A Monmouth	63 71	
									235	A Albany (NY)	54 60	
									247	A St. Francis Brooklyn	65 73	
									271	A Niagara	51 61	
									271	H Niagara	54 58	
									274	A Siena	56 62	
									274	H Siena	52 48	
									283	H Fairfield	47 41	
									288	A Canisius	44 47	
									288	H Canisius	53 33	
									317	H Lafayette	60 49	
									324	A Iona	54 52	
									324	H Iona	55 33	
									335	H Detroit Mercy	56 58	
									347	A Saint Peter's	62 44	
									347	H Saint Peter's	62 46	
									347	N Saint Peter's	62 41	
									351	H LIU Brooklyn	61 46	
LAST 12 Division I GAMES:												
347	N Saint Peter's	62 41	171	A Rider	60 57							
120	N Marist	51 65	39	H Quinnipiac	39 64							
288	H Canisius	53 33	219	A Monmouth	63 71							
39	A Quinnipiac	42 59	347	A Saint Peter's	62 44							
347	H Saint Peter's	62 46	120	H Marist	51 62							
324	A Iona	54 52	274	H Siena	52 48							

Non-Div I Games:

Manhattan

■ Loss,
■ Non-Conf,
■ S Site,
■ Home
■ A Away
N Neutral

Average RPI Win: 246	WON-LOST	WINNING	LAST 10	STRENGTH OF	OPP. STRENGTH	TEAM	ADJ.	CONF.	ADJ CONF.
Average RPI Loss: 112	RECORD	PCT. RANK	GAMES	SCHEDULE	OF SCHEDULE	RPI	RPI	RPI	RPI
DIV. I ONLY	23- 10	65	2- 1	207	245	120	120	26	26
DIV. I NON-CONF.	8- 4	91	0- 0	190	147	103	103	27	27
TOTALS	RPI 1-25	RPI 26-50	W-L RECORDS	RPI 51-100	RPI 101-150	RPI 150+			
23- 10	0- 0	0- 3	OVERALL	0- 3	1- 0	22- 4			
9- 4	0- 0	0- 1	HOME	0- 0	1- 0	8- 3			
10- 4	0- 0	0- 1	AWAY	0- 2	0- 0	10- 1			
4- 2	0- 0	0- 1	NEUTRAL	0- 1	0- 0	4- 0			
8- 4	0- 0	0- 0	NON-CONFERENCE	0- 3	1- 0	7- 1			
3- 1	0- 0	0- 0	HOME	0- 0	1- 0	2- 1			
3- 2	0- 0	0- 0	AWAY	0- 2	0- 0	3- 0			
2- 1	0- 0	0- 0	NEUTRAL	0- 1	0- 0	2- 0			
15- 6	0- 0	0- 3	CONFERENCE	0- 0	0- 0	15- 3			
6- 3	0- 0	0- 1	HOME	0- 0	0- 0	6- 2			
7- 2	0- 0	0- 1	AWAY	0- 0	0- 0	7- 1			
2- 1	0- 0	0- 1	NEUTRAL	0- 0	0- 0	2- 0			

RPI S	Opponent	Score	RPI S	Opponent	Score	RPI S	Opponent	Score	RPI S	Opponent	Score	Team's RPI: 120
39	A Quinnipiac	66 78	51	A Princeton	57 60	102	H Northeastern	90 84				
39	H Quinnipiac	69 76	67	N Wright St.	60 76	166	H Temple	74 68				
39	N Quinnipiac	51 81	79	A Duke	56 64	171	A Rider	64 70				
						171	H Rider	58 68				
						171	N Rider	62 52				
						174	H Boston U.	68 57				
						204	H Massachusetts	55 70				
						209	N Stetson	76 69				
						219	A Monmouth	69 45				
						219	H Monmouth	69 45				
						226	A Elon	61 57				
						235	A Albany (NY)	74 56				
						248	N Hofstra	71 57				
						255	A Navy	72 48				
						264	A Manhattan	62 51				
						264	H Manhattan	51 69				
						264	N Manhattan	65 51				
						271	A Niagara	87 58				
						271	H Niagara	82 69				
						274	A Siena	73 58				
						274	H Siena	88 59				
						283	A Fairfield	56 46				
						283	H Fairfield	85 44				
						288	A Canisius	71 66				
						288	H Canisius	66 50				
						324	H Iona	76 36				
LAST 12 Division I GAMES:												
264	N Manhattan	65 51	283	H Fairfield	85 44							
171	N Rider	62 52	288	H Canisius	66 50							
39	N Quinnipiac	51 81	171	A Rider	64 70							
271	H Niagara	82 69	264	A Manhattan	62 51							
219	A Monmouth	69 45	274	A Siena	73 58							
39	A Quinnipiac	66 78	171	H Rider	58 68							

Non-Div I Games:

Marist

■ Loss,
 ■ Non-Conf,
 ■ S Site,
 ■ Home
 ■ A Away
 N Neutral

RPI	S	Opponent	Score
347	A	Saint Peter's	62 42

M
a
r
i
s
t

M
a
r
i
s
t

Marist

Average RPI Win:	114	WON-LOST	WINNING	LAST 10	STRENGTH OF	OPP. STRENGTH	TEAM	ADJ.	CONF.	ADJ CONF.
Average RPI Loss:	51	RECORD	PCT. RANK	GAMES	SCHEDULE	OF SCHEDULE	RPI	RPI	RPI	RPI
DIV. I ONLY	26- 6	21	1- 0	23	44	12	12	6	6	
DIV. I NON-CONF.	9- 3	62	0- 0	20	26	19	19	4	4	
TOTALS	RPI 1-25	RPI 26-50	W-L RECORDS	RPI 51-100	RPI 101-150	RPI 150+				
26- 6	2- 3	2- 0	OVERALL	9- 2	8- 1	5- 0				
15- 2	1- 1	2- 0	HOME	5- 1	4- 0	3- 0				
9- 4	1- 2	0- 0	AWAY	3- 1	3- 1	2- 0				
2- 0	0- 0	0- 0	NEUTRAL	1- 0	1- 0	0- 0				
9- 3	0- 3	2- 0	NON-CONFERENCE	2- 0	2- 0	3- 0				
7- 1	0- 1	2- 0	HOME	2- 0	1- 0	2- 0				
2- 2	0- 2	0- 0	AWAY	0- 0	1- 0	1- 0				
0- 0	0- 0	0- 0	NEUTRAL	0- 0	0- 0	0- 0				
17- 3	2- 0	0- 0	CONFERENCE	7- 2	6- 1	2- 0				
8- 1	1- 0	0- 0	HOME	3- 1	3- 0	1- 0				
7- 2	1- 0	0- 0	AWAY	3- 1	2- 1	1- 0				
2- 0	0- 0	0- 0	NEUTRAL	1- 0	1- 0	0- 0				

RPI 1-25				Team's RPI: 12				RPI 26-50				RPI 51-100				RPI 101+			
RPI	S	Opponent	Score		RPI	S	Opponent	Score		RPI	S	Opponent	Score		RPI	S	Opponent	Score	
1	H	Notre Dame	63	87	30	H	South Dakota St.	91	52	55	A	Villanova	91	55	112	A	St. John's (NY)	74	81
8	A	Mississippi St.	82	87	44	H	Michigan	85	74	55	H	Villanova	93	55	112	H	St. John's (NY)	83	73
18	A	Miami (FL)	55	63						63	H	Green Bay	80	54	112	N	St. John's (NY)	88	57
22	A	DePaul	93	87						68	A	Georgetown	72	62	113	A	Northwestern	76	57
22	H	DePaul	96	63						68	H	Georgetown	59	52	118	A	Providence	80	57
										68	N	Georgetown	75	62	118	H	Providence	85	46
										74	A	Butler	87	58	140	A	Seton Hall	109	63
										74	H	Butler	57	61	140	H	Seton Hall	96	60
										90	H	UNI	102	61	146	H	Montana St.	100	52
										92	A	Creighton	65	71	195	A	Milwaukee	83	74
										92	H	Creighton	85	67	214	A	Xavier	90	44
															214	H	Xavier	79	53
															251	H	Binghamton	93	40
															339	H	UIC	96	32
LAST 12 Division I GAMES:																			
112	N	St. John's (NY)	88	57	214	H	Xavier	79	53										
68	N	Georgetown	75	62	74	H	Butler	57	61										
90	H	UNI	102	61	140	A	Seton Hall	109	63										
18	A	Miami (FL)	55	63	112	A	St. John's (NY)	74	81										
118	A	Providence	80	57	55	H	Villanova	93	55										
92	A	Creighton	65	71	68	H	Georgetown	59	52										

Non-Div I Games:

Marquette

■ Loss,
■ Non-Conf,
■ S Site,
■ H Home
■ A Away
N Neutral

Average RPI Win:	248	WON-LOST	WINNING	LAST 10	STRENGTH OF	OPP. STRENGTH	TEAM	ADJ.	CONF.	ADJ CONF.
Average RPI Loss:	132	RECORD	PCT. RANK	GAMES	SCHEDULE	OF SCHEDULE	RPI	RPI	RPI	RPI
DIV. I ONLY	15- 13	148	1- 0	296	126	201	201	14	14	
DIV. I NON-CONF.	5- 7	206	0- 0	340	182	328	328	17	17	
TOTALS	RPI 1-25	RPI 26-50	W-L RECORDS	RPI 51-100	RPI 101-150	RPI 150+				
15- 13	0- 0	0- 2	OVERALL	2- 1	1- 6	12- 4				
10- 5	0- 0	0- 1	HOME	1- 0	1- 2	8- 2				
5- 8	0- 0	0- 1	AWAY	1- 1	0- 4	4- 2				
0- 0	0- 0	0- 0	NEUTRAL	0- 0	0- 0	0- 0				
5- 7	0- 0	0- 1	NON-CONFERENCE	0- 0	0- 3	5- 3				
5- 2	0- 0	0- 0	HOME	0- 0	0- 1	5- 1				
0- 5	0- 0	0- 1	AWAY	0- 0	0- 2	0- 2				
0- 0	0- 0	0- 0	NEUTRAL	0- 0	0- 0	0- 0				
10- 6	0- 0	0- 1	CONFERENCE	2- 1	1- 3	7- 1				
5- 3	0- 0	0- 1	HOME	1- 0	1- 1	3- 1				
5- 3	0- 0	0- 0	AWAY	1- 1	0- 2	4- 0				
0- 0	0- 0	0- 0	NEUTRAL	0- 0	0- 0	0- 0				

RPI 1-25				RPI 26-50				RPI 51-100				RPI 101+				Team's RPI: 201	
RPI	S	Opponent	Score	RPI	S	Opponent	Score	RPI	S	Opponent	Score	RPI	S	Opponent	Score		
				35	H	Rice	67 79	69	A	Middle Tenn.	59 53	103	A	UAB	59 77		
				50	A	Clemson	54 68	100	A	Old Dominion	53 79	105	A	Western Ky.	55 85		
								100	H	Old Dominion	57 48	105	H	Western Ky.	66 69		
												107	H	Charlotte	63 62		
												125	H	Towson	69 76		
												135	A	Appalachian St.	52 74		
												149	A	Southern Ill.	49 58		
												168	H	Louisiana Tech	90 88		
												184	H	Southern Miss.	52 64		
												185	A	Wisconsin	49 67		
												187	H	North Texas	67 55		
												212	A	Bowling Green	76 99		
												230	H	Indiana St.	53 62		
												267	A	UTEP	63 60		
												280	H	Cleveland St.	86 64		
												303	A	UTSA	79 72		
												304	H	Tennessee St.	80 59		
												306	A	Fla. Atlantic	72 67		
												314	H	Coppin St.	88 67		
												321	A	FIU	86 58		
												321	H	FIU	87 42		
												329	H	Evansville	72 65		
												337	H	Delaware St.	75 63		
LAST 12 Division I GAMES:																	
				321	H	FIU	87 42	187	H	North Texas	67 55						
				100	A	Old Dominion	53 79	303	A	UTSA	79 72						
				105	H	Western Ky.	66 69	267	A	UTEP	63 60						
				69	A	Middle Tenn.	59 53	184	H	Southern Miss.	52 64						
				103	A	UAB	59 77	168	H	Louisiana Tech	90 88						
				35	H	Rice	67 79	321	A	FIU	86 58						

Non-Div I Games: Bluefield St. 82 29

Marshall

■ Loss,
 ■ Non-Conf, S Site,
 ■ Home
 ■ Away
 N Neutral

Maryland

Through Games Of March 11, 2019

Through Games of March 11, 1919										
Average RPI Win:	132	WON-LOST	WINNING	LAST 10	STRENGTH OF	OPP. STRENGTH	TEAM	ADJ.	CONF.	ADJ CONF.
Average RPI Loss:	21	RECORD	PCT. RANK	GAMES	SCHEDULE	OF SCHEDULE	RPI	RPI	RPI	RPI
DIV. I ONLY	28- 4	8	1- 0	68	42	14	14	4	4	
DIV. I NON-CONF.	11- 0	1	0- 0	204	93	24	24	6	6	

TOTALS	RPI 1-25		RPI 26-50	W-L RECORDS	RPI 51-100	RPI 101-150	RPI 150+			
28- 4	2- 2		5- 2	OVERALL	4- 0	9- 0	8- 0			
14- 1	1- 0		1- 1	HOME	2- 0	5- 0	5- 0			
10- 2	1- 1		2- 1	AWAY	2- 0	3- 0	2- 0			
4- 1	0- 1		2- 0	NEUTRAL	0- 0	1- 0	1- 0			
11- 0	2- 0		0- 0	NON-CONFERENCE	1- 0	3- 0	5- 0			
6- 0	1- 0		0- 0	HOME	1- 0	1- 0	3- 0			
3- 0	1- 0		0- 0	AWAY	0- 0	1- 0	1- 0			
2- 0	0- 0		0- 0	NEUTRAL	0- 0	1- 0	1- 0			
17- 4	0- 2		5- 2	CONFERENCE	3- 0	6- 0	3- 0			
8- 1	0- 0		1- 1	HOME	1- 0	4- 0	2- 0			
7- 2	0- 1		2- 1	AWAY	2- 0	2- 0	1- 0			
2- 1	0- 1		2- 0	NEUTRAL	0- 0	0- 0	0- 0			

RPI	S	Opponent	Score	RPI	S	Opponent	Score	RPI	S	Opponent	Score	RPI	S	Opponent	Score
7	A	Iowa	73 86	27	A	Rutgers	62 48	65	H	Georgia Tech	67 54	101	A	Ohio St.	70 57
7	N	Iowa	76 90	27	H	Rutgers	65 73	89	A	Purdue	58 55	101	H	Ohio St.	75 69
19	A	South Carolina	85 61	41	A	Michigan St.	60 77	94	A	Nebraska	81 63	108	H	Minnesota	71 69
25	H	James Madison	87 63	41	N	Michigan St.	71 55	94	H	Nebraska	89 63	111	N	Georgia	58 51
				44	H	Michigan	83 69					113	H	Northwestern	72 57
				44	N	Michigan	73 72					115	H	Dayton	82 71
				45	A	Indiana	76 56					128	A	Delaware	77 53
												147	A	Penn St.	77 61
												147	H	Penn St.	79 67
												185	H	Wisconsin	75 57
												220	A	George Washington	69 30
												225	A	Illinois	80 66
												225	H	Illinois	71 62
												265	H	Loyola Maryland	83 48
												305	H	UMBC	92 61
												311	N	Morgan St.	68 44
												314	H	Coppin St.	93 36
LAST 12 Division I GAMES:															
				41	N	Michigan St.	71 55	7	A	Iowa	73 86				
				44	N	Michigan	73 72	94	H	Nebraska	89 63				
				7	N	Iowa	76 90	27	A	Rutgers	62 48				
				225	H	Illinois	71 62	113	H	Northwestern	72 57				
				89	A	Purdue	58 55	225	A	Illinois	80 66				
				108	H	Minnesota	71 69	185	H	Wisconsin	75 57				

Non-Div I Games:

Maryland

Loss, Non-Conf, S Site, H Home A Away N Neutral

Massachusetts

Through Games Of March 11, 2019

Average RPI Win:	229	WON-LOST	WINNING	LAST 10	STRENGTH OF	OPP. STRENGTH	TEAM	ADJ.	CONF.	ADJ CONF.
Average RPI Loss:	177	RECORD	PCT. RANK	GAMES	SCHEDULE	OF SCHEDULE	RPI	RPI	RPI	RPI
DIV. I ONLY	16- 16	170	1- 0	252	242	204	204	17	17	
DIV. I NON-CONF.	8- 6	138	0- 0	240	323	190	190	16	16	
TOTALS	RPI 1-25	RPI 26-50	W-L RECORDS	RPI 51-100	RPI 101-150	RPI 150+				
16- 16	0- 0	0- 1	OVERALL	0- 3	2- 3	14- 9				
9- 6	0- 0	0- 0	HOME	0- 0	1- 0	8- 6				
6- 8	0- 0	0- 0	AWAY	0- 2	1- 3	5- 3				
1- 2	0- 0	0- 1	NEUTRAL	0- 1	0- 0	1- 0				
8- 6	0- 0	0- 1	NON-CONFERENCE	0- 0	1- 2	7- 3				
5- 2	0- 0	0- 0	HOME	0- 0	0- 0	5- 2				
2- 3	0- 0	0- 0	AWAY	0- 0	1- 2	1- 1				
1- 1	0- 0	0- 1	NEUTRAL	0- 0	0- 0	1- 0				
8- 10	0- 0	0- 0	CONFERENCE	0- 3	1- 1	7- 6				
4- 4	0- 0	0- 0	HOME	0- 0	1- 0	3- 4				
4- 5	0- 0	0- 0	AWAY	0- 2	0- 1	4- 2				
0- 1	0- 0	0- 0	NEUTRAL	0- 1	0- 0	0- 0				

RPI S	Opponent	Score	RPI S	Opponent	Score	RPI S	Opponent	Score	RPI S	Opponent	Score	Team's RPI: 204
42 N	Bucknell	58 77	84 A	Fordham	64 76	102 A	Northeastern	52 53				
			84 N	Fordham	62 73	115 A	Dayton	47 75				
			91 A	VCU	48 52	120 A	Marist	70 55				
						125 A	Towson	53 78				
						136 H	Duquesne	69 66				
						154 A	Davidson	70 58				
						154 H	Davidson	49 64				
						174 H	Boston U.	66 55				
						180 H	Sacred Heart	78 61				
						181 H	Saint Louis	70 66				
						220 H	George Washington	59 66				
						221 H	North Dakota	52 59				
						227 A	George Mason	86 80				
						227 H	George Mason	52 70				
						229 H	UTRGV	74 70				
						236 A	Saint Joseph's	54 55				
						258 A	Rhode Island	57 53				
						258 H	Rhode Island	56 34				
						261 H	St. Bonaventure	63 64				
						272 A	Richmond	58 62				
						272 H	Richmond	64 38				
						274 A	Siena	59 64				
						281 A	Brown	90 61				
						283 N	Fairfield	59 49				
						284 A	La Salle	74 60				
						307 H	Incarnate Word	71 59				
LAST 12 Division I GAMES:												
227 A	George Mason	86 80	154 H	Davidson	49 64							
84 N	Fordham	62 73	236 A	Saint Joseph's	54 55							
258 A	Rhode Island	57 53	258 H	Rhode Island	56 34							
272 H	Richmond	64 38	136 H	Duquesne	69 66							
84 A	Fordham	64 76	272 A	Richmond	58 62							
220 H	George Washington	59 66	91 A	VCU	48 52							

Non-Div I Games:

Massachusetts

Loss, Non-Conf, S Site, H Home A Away N Neutral

RPI	S	Opponent	Score	
326	H	UMass Lowell	59	62
327	H	Central Conn. St.	74	59

M
a
s
s
a
c
h
u
s
e
t
t
s

M
a
s
s
a
c
h
u
s
e
t
t
s

Massachusetts

McNeese

Through Games Of March 11, 2019

Average RPI Win: 293	WON-LOST	WINNING	LAST 10	STRENGTH OF	OPP. STRENGTH	TEAM	ADJ.	CONF.	ADJ CONF.
Average RPI Loss: 185	RECORD	PCT. RANK	GAMES	SCHEDULE	OF SCHEDULE	RPI	RPI	RPI	RPI
DIV. I ONLY	5- 21	325	0- 1	242	298	312	312	25	25
DIV. I NON-CONF.	0- 8	336	0- 0	98	183	316	316	23	23
TOTALS	RPI 1-25	RPI 26-50	W-L RECORDS	RPI 51-100	RPI 101-150	RPI 150+			
5- 21	0- 0	0- 2	OVERALL	0- 4	0- 2	5- 13			
2- 9	0- 0	0- 0	HOME	0- 2	0- 0	2- 7			
3- 12	0- 0	0- 2	AWAY	0- 2	0- 2	3- 6			
0- 0	0- 0	0- 0	NEUTRAL	0- 0	0- 0	0- 0			
0- 8	0- 0	0- 2	NON-CONFERENCE	0- 1	0- 1	0- 4			
0- 2	0- 0	0- 0	HOME	0- 0	0- 0	0- 2			
0- 6	0- 0	0- 2	AWAY	0- 1	0- 1	0- 2			
0- 0	0- 0	0- 0	NEUTRAL	0- 0	0- 0	0- 0			
5- 13	0- 0	0- 0	CONFERENCE	0- 3	0- 1	5- 9			
2- 7	0- 0	0- 0	HOME	0- 2	0- 0	2- 5			
3- 6	0- 0	0- 0	AWAY	0- 1	0- 1	3- 4			
0- 0	0- 0	0- 0	NEUTRAL	0- 0	0- 0	0- 0			

RPI S	Opponent	Score	RPI S	Opponent	Score	RPI S	Opponent	Score	RPI S	Opponent	Score	Team's RPI: 312
28	A Texas	40 96	54	A Lamar University	68 81	103	A UAB	48 91				
35	A Rice	65 93	54	H Lamar University	62 64	144	A Abilene Christian	52 109				
			62	H SFA	48 97	156	A Nicholls St.	69 68				
			86	A LSU	36 86	156	H Nicholls St.	55 78				
						168	H Louisiana Tech	48 89				
						172	H Sam Houston St.	80 93				
						203	A Grambling	51 75				
						270	H Louisiana	59 70				
						273	A A&M-Corpus Christi	51 62				
						282	A New Orleans	76 88				
						282	H New Orleans	60 64				
						286	A Central Ark.	45 76				
						300	A La.-Monroe	60 69				
						307	H Incarnate Word	66 68				
						315	A Northwestern St.	63 82				
						315	H Northwestern St.	73 89				
						322	A Southeastern La.	75 70				
						322	H Southeastern La.	62 56				
						332	A Houston Baptist	72 67				
						332	H Houston Baptist	81 71				
LAST 12 Division I GAMES:												
54	A Lamar University	68 81	322	A Southeastern La.	75 70							
273	A A&M-Corpus Christi	51 62	62	H SFA	48 97							
332	A Houston Baptist	72 67	315	H Northwestern St.	73 89							
156	H Nicholls St.	55 78	172	H Sam Houston St.	80 93							
282	H New Orleans	60 64	54	H Lamar University	62 64							
286	A Central Ark.	45 76	332	H Houston Baptist	81 71							

Non-Div I Games: LSU-Alexandria 60 68 Southern-N.O. 106 54 Louisiana Col. 86 68

McNeese

Loss, Non-Conf, S Site, H Home A Away N Neutral

Average RPI Win:	209	WON-LOST	WINNING	LAST 10	STRENGTH OF	OPP. STRENGTH	TEAM	ADJ.	CONF.	ADJ CONF.
Average RPI Loss:	140	RECORD	PCT. RANK	GAMES	SCHEDULE	OF SCHEDULE	RPI	RPI	RPI	RPI
DIV. I ONLY	11- 20	255	1- 0	132	141	232	232	9	9	
DIV. I NON-CONF.	5- 8	224	0- 0	184	315	263	263	8	8	
TOTALS	RPI 1-25	RPI 26-50	W-L RECORDS	RPI 51-100	RPI 101-150	RPI 150+				
11- 20	0- 2	0- 0	OVERALL	0- 5	2- 2	9- 11				
6- 10	0- 1	0- 0	HOME	0- 3	0- 1	6- 5				
3- 9	0- 1	0- 0	AWAY	0- 1	1- 1	2- 6				
2- 1	0- 0	0- 0	NEUTRAL	0- 1	1- 0	1- 0				
5- 8	0- 0	0- 0	NON-CONFERENCE	0- 2	1- 1	4- 5				
4- 4	0- 0	0- 0	HOME	0- 2	0- 0	4- 2				
0- 4	0- 0	0- 0	AWAY	0- 0	0- 1	0- 3				
1- 0	0- 0	0- 0	NEUTRAL	0- 0	1- 0	0- 0				
6- 12	0- 2	0- 0	CONFERENCE	0- 3	1- 1	5- 6				
2- 6	0- 1	0- 0	HOME	0- 1	0- 1	2- 3				
3- 5	0- 1	0- 0	AWAY	0- 1	1- 0	2- 3				
1- 1	0- 0	0- 0	NEUTRAL	0- 1	0- 0	1- 0				

RPI	S	Opponent	Score	RPI	S	Opponent	Score	RPI	S	Opponent	Score	RPI	S	Opponent	Score	Team's RPI: 232
6	A	UConn	45 102					72	H	Little Rock	60 63	103	A	UAB	54 85	
15	H	UCF	55 68					75	H	Toledo	48 58	109	H	Houston	57 59	
								76	A	Cincinnati	56 80	114	A	South Fla.	47 40	
								76	H	Cincinnati	69 89	131	N	Mercer	59 53	
								76	N	Cincinnati	48 68	160	A	Tulsa	39 46	
												160	H	Tulsa	59 56	
												166	H	Temple	53 84	
												166	N	Temple	59 58	
												167	A	Tulane	65 59	
												167	H	Tulane	61 62	
												168	H	Louisiana Tech	50 66	
												173	A	Coastal Caro.	71 90	
												188	A	Arkansas St.	66 77	
												190	A	East Carolina	59 68	
												190	H	East Carolina	58 46	
												220	A	George Washington	38 51	
												230	A	SMU	48 71	
												240	H	Southeast Mo. St.	69 57	
												252	H	Jackson St.	68 67	
												256	A	Wichita St.	71 50	
												256	H	Wichita St.	48 57	
												282	H	New Orleans	59 66	
												289	H	Samford	53 48	
												336	H	N.C. Central	77 56	
LAST 12 Division I GAMES:																
166	N	Temple	59 58	167	A	Tulane	65 59									
76	N	Cincinnati	48 68	76	H	Cincinnati	69 89									
166	H	Temple	53 84	190	A	East Carolina	59 68									
230	A	SMU	48 71	256	H	Wichita St.	48 57									
109	H	Houston	57 59	160	H	Tulsa	59 56									
6	A	UConn	45 102	167	H	Tulane	61 62									

Non-Div I Games:

Memphis

■ Loss,
 ■ Non-Conf,
 ■ S Site,
 ■ Home
 ■ A Away
 N Neutral

Average RPI Win: 245	WON-LOST	WINNING	LAST 10	STRENGTH OF	OPP. STRENGTH	TEAM	ADJ.	CONF.	ADJ CONF.
Average RPI Loss: 145	RECORD	PCT. RANK	GAMES	SCHEDULE	OF SCHEDULE	RPI	RPI	RPI	RPI
DIV. I ONLY	25- 7	36	2- 0	329	212	131	131	28	28
DIV. I NON-CONF.	8- 7	160	0- 0	265	84	198	198	25	25
TOTALS	RPI 1-25	RPI 26-50	W-L RECORDS	RPI 51-100	RPI 101-150	RPI 150+			
25- 7	0- 2	0- 0	OVERALL	0- 0	1- 1	24- 4			
11- 3	0- 2	0- 0	HOME	0- 0	1- 0	10- 1			
10- 3	0- 0	0- 0	AWAY	0- 0	0- 1	10- 2			
4- 1	0- 0	0- 0	NEUTRAL	0- 0	0- 0	4- 1			
8- 7	0- 2	0- 0	NON-CONFERENCE	0- 0	1- 1	7- 4			
4- 3	0- 2	0- 0	HOME	0- 0	1- 0	3- 1			
3- 3	0- 0	0- 0	AWAY	0- 0	0- 1	3- 2			
1- 1	0- 0	0- 0	NEUTRAL	0- 0	0- 0	1- 1			
17- 0	0- 0	0- 0	CONFERENCE	0- 0	0- 0	17- 0			
7- 0	0- 0	0- 0	HOME	0- 0	0- 0	7- 0			
7- 0	0- 0	0- 0	AWAY	0- 0	0- 0	7- 0			
3- 0	0- 0	0- 0	NEUTRAL	0- 0	0- 0	3- 0			

RPI 1-25				RPI 26-50				RPI 51-100				RPI 101+ Team's RPI: 131			
RPI	S	Opponent	Score	RPI	S	Opponent	Score	RPI	S	Opponent	Score	RPI	S	Opponent	Score
15	H	UCF	42 76									107	H	Charlotte	57 40
20	H	Florida St.	56 57									111	A	Georgia	60 67
												151	A	Wake Forest	54 69
												170	A	Chattanooga	62 56
												170	H	Chattanooga	65 58
												182	H	UNC Asheville	61 47
												191	A	Furman	75 60
												191	H	Furman	66 62
												191	N	Furman	66 63
												212	N	Bowling Green	76 63
												216	H	Florida	92 82
												220	A	George Washington	61 53
												228	A	Howard	85 70
												232	N	Memphis	53 59
												234	A	Jacksonville	66 71
												243	A	ETSU	83 77
												243	H	ETSU	64 41
												250	H	Columbia	68 72
												257	A	Wofford	81 79
												257	H	Wofford	65 59
												257	N	Wofford	69 51
												285	A	Ga. Southern	79 72
												289	A	Samford	68 52
												289	H	Samford	76 68
												297	H	Kennesaw St.	64 48
												308	A	UNC Greensboro	71 58
LAST 12 Division I GAMES:															
				342	N	Western Caro.	55 32	243	A	ETSU	83 77				
				191	N	Furman	66 63	342	H	Western Caro.	71 55				
				257	N	Wofford	69 51	308	H	UNC Greensboro	85 73				
				257	H	Wofford	65 59	289	A	Samford	68 52				
				191	H	Furman	66 62	191	A	Furman	75 60				
				170	A	Chattanooga	62 56	257	A	Wofford	81 79				

Non-Div I Games:

Mercer

■ Loss,
 ■ Non-Conf, S Site,
 ■ Home
 ■ Away
 N Neutral

RPI	S	Opponent	Score	
308	H	UNC Greensboro	85	73
342	A	Western Caro.	69	67
342	H	Western Caro.	71	55
342	N	Western Caro.	55	32

M
e
r
c
e
r

M
e
r
c
e
r

Mercer

Average RPI Win:	122	WON-LOST	WINNING	LAST 10	STRENGTH OF	OPP. STRENGTH	TEAM	ADJ.	CONF.	ADJ CONF.
Average RPI Loss:	36	RECORD	PCT. RANK	GAMES	SCHEDULE	OF SCHEDULE	RPI	RPI	RPI	RPI
DIV. I ONLY	24- 8	46	0- 1	39	12	18	18	1	1	
DIV. I NON-CONF.	12- 3	52	0- 0	147	59	52	52	1	1	
TOTALS	RPI 1-25	RPI 26-50	W-L RECORDS	RPI 51-100	RPI 101-150	RPI 150+				
24- 8	5- 4	1- 2	OVERALL	6- 2	3- 0	9- 0				
16- 2	3- 0	1- 2	HOME	5- 0	2- 0	5- 0				
6- 5	2- 3	0- 0	AWAY	1- 2	1- 0	2- 0				
2- 1	0- 1	0- 0	NEUTRAL	0- 0	0- 0	2- 0				
12- 3	1- 1	0- 1	NON-CONFERENCE	2- 1	1- 0	8- 0				
9- 1	1- 0	0- 1	HOME	2- 0	1- 0	5- 0				
1- 2	0- 1	0- 0	AWAY	0- 1	0- 0	1- 0				
2- 0	0- 0	0- 0	NEUTRAL	0- 0	0- 0	2- 0				
12- 5	4- 3	1- 1	CONFERENCE	4- 1	2- 0	1- 0				
7- 1	2- 0	1- 1	HOME	3- 0	1- 0	0- 0				
5- 3	2- 2	0- 0	AWAY	1- 1	1- 0	1- 0				
0- 1	0- 1	0- 0	NEUTRAL	0- 0	0- 0	0- 0				

RPI	S	Opponent	Score	RPI	S	Opponent	Score	RPI	S	Opponent	Score	RPI	S	Opponent	Score
1	H	Notre Dame	72 65	26	H	Central Mich.	80 90	62	H	SFA	81 60	104	H	Hartford	75 62
3	A	Louisville	79 73	36	H	North Carolina	76 68	65	H	Georgia Tech	69 56	127	A	Pittsburgh	65 51
9	A	NC State	68 70	50	H	Clemson	67 76	73	A	Virginia Tech	65 73	132	H	Boston College	76 73
10	A	Syracuse	84 71					73	H	Virginia Tech	68 61	151	A	Wake Forest	72 57
10	N	Syracuse	85 92					79	A	Duke	58 50	158	N	Alabama	101 74
11	A	Iowa St.	52 75					89	A	Purdue	63 74	166	H	Temple	73 61
12	H	Marquette	63 55					94	H	Nebraska	82 68	175	H	Colorado	73 58
20	A	Florida St.	58 62					96	H	Virginia	72 59	206	N	Vanderbilt	90 65
20	H	Florida St.	64 54									210	H	UMES	71 53
												282	H	New Orleans	78 38
												321	A	FIU	94 43
												346	H	Florida A&M	103 54
LAST 12 Division I GAMES:															
10	N	Syracuse	85 92	20	H	Florida St.	64 54	73	A	Virginia Tech	65 73				
104	H	Hartford	75 62					3	A	Louisville	79 73				
12	H	Marquette	63 55					127	A	Pittsburgh	65 51				
11	A	Iowa St.	52 75					1	H	Notre Dame	72 65				
9	A	NC State	68 70					96	H	Virginia	72 59				
65	H	Georgia Tech	69 56												

Non-Div I Games:

Miami (FL)

■ Loss,
■ Non-Conf, S Site,
■ Home
■ Away
N Neutral

Average RPI Win:	182	WON-LOST	WINNING	LAST 10	STRENGTH OF	OPP. STRENGTH	TEAM	ADJ.	CONF.	ADJ CONF.
Average RPI Loss:	94	RECORD	PCT. RANK	GAMES	SCHEDULE	OF SCHEDULE	RPI	RPI	RPI	RPI
DIV. I ONLY	21- 7	46	1- 0	128	110	48	48	8	8	
DIV. I NON-CONF.	8- 2	52	0- 0	327	271	124	124	9	9	
TOTALS	RPI 1-25	RPI 26-50	W-L RECORDS	RPI 51-100	RPI 101-150	RPI 150+				
21- 7	0- 1	2- 3	OVERALL	5- 1	1- 1	13- 1				
10- 2	0- 0	0- 2	HOME	4- 0	1- 0	5- 0				
11- 5	0- 1	2- 1	AWAY	1- 1	0- 1	8- 1				
0- 0	0- 0	0- 0	NEUTRAL	0- 0	0- 0	0- 0				
8- 2	0- 1	0- 0	NON-CONFERENCE	2- 0	0- 0	6- 1				
3- 0	0- 0	0- 0	HOME	2- 0	0- 0	1- 0				
5- 2	0- 1	0- 0	AWAY	0- 0	0- 0	5- 1				
0- 0	0- 0	0- 0	NEUTRAL	0- 0	0- 0	0- 0				
13- 5	0- 0	2- 3	CONFERENCE	3- 1	1- 1	7- 0				
7- 2	0- 0	0- 2	HOME	2- 0	1- 0	4- 0				
6- 3	0- 0	2- 1	AWAY	1- 1	0- 1	3- 0				
0- 0	0- 0	0- 0	NEUTRAL	0- 0	0- 0	0- 0				

RPI 1-25				RPI 26-50				Team's RPI: 48		RPI 51-100				RPI 101+			
RPI	S	Opponent	Score	RPI	S	Opponent	Score	RPI	S	Opponent	Score	RPI	S	Opponent	Score		
3	A	Louisville	73 95	26	A	Central Mich.	70 67	75	A	Toledo	65 56	123	A	Northern Ill.	71 82		
				34	A	Ohio	67 61	75	H	Toledo	65 64	123	H	Northern Ill.	70 45		
				34	H	Ohio	66 70	76	H	Cincinnati	78 65	164	A	Akron	67 61		
				38	A	Buffalo	61 86	77	A	Kent St.	58 67	164	H	Akron	66 49		
				38	H	Buffalo	59 66	77	H	Kent St.	79 63	193	H	Eastern Mich.	63 58		
								99	H	High Point	68 55	212	A	Bowling Green	82 75		
												212	H	Bowling Green	75 62		
												213	A	Jacksonville St.	58 41		
												218	H	Ball St.	60 57		
												262	A	Western Mich.	81 62		
												288	A	Canisius	62 59		
												310	A	Valparaiso	68 47		
												333	H	Eastern Ky.	60 44		
												335	A	Detroit Mercy	78 59		
												339	A	UIC	65 56		
												346	A	Florida A&M	56 57		
LAST 12 Division I GAMES:																	
				164	H	Akron	66 49					164	A	Akron	67 61		
				34	H	Ohio	66 70					123	H	Northern Ill.	70 45		
				38	A	Buffalo	61 86					212	A	Bowling Green	82 75		
				77	A	Kent St.	58 67					193	H	Eastern Mich.	63 58		
				212	H	Bowling Green	75 62					262	A	Western Mich.	81 62		
				75	A	Toledo	65 56					34	A	Ohio	67 61		

Non-Div I Games: Ohio Dominican 74 29

Miami (OH)

■ Loss,
 ■ Non-Conf, S Site,
 ■ Home
 ■ Away
 N Neutral

[illegible]

Michigan

Page 179

Average RPI Win:	135	WON-LOST	WINNING	LAST 10	STRENGTH OF	OPP. STRENGTH	TEAM	ADJ.	CONF.	ADJ CONF.
Average RPI Loss:	73	RECORD	PCT. RANK	GAMES	SCHEDULE	OF SCHEDULE	RPI	RPI	RPI	RPI
DIV. I ONLY	20- 11	95	1- 0	47	43	41	41	4	4	
DIV. I NON-CONF.	10- 1	17	0- 0	181	35	35	35	6	6	
TOTALS	RPI 1-25	RPI 26-50	W-L RECORDS	RPI 51-100	RPI 101-150	RPI 150+				
20- 11	3- 3	3- 2	OVERALL	3- 1	4- 4	7- 1				
15- 1	3- 0	2- 0	HOME	3- 0	2- 1	5- 0				
3- 8	0- 1	1- 2	AWAY	0- 1	1- 3	1- 1				
2- 2	0- 2	0- 0	NEUTRAL	0- 0	1- 0	1- 0				
10- 1	1- 1	0- 0	NON-CONFERENCE	2- 0	1- 0	6- 0				
7- 0	1- 0	0- 0	HOME	2- 0	0- 0	4- 0				
2- 0	0- 0	0- 0	AWAY	0- 0	1- 0	1- 0				
1- 1	0- 1	0- 0	NEUTRAL	0- 0	0- 0	1- 0				
10- 10	2- 2	3- 2	CONFERENCE	1- 1	3- 4	1- 1				
8- 1	2- 0	2- 0	HOME	1- 0	2- 1	1- 0				
1- 8	0- 1	1- 2	AWAY	0- 1	0- 3	0- 1				
1- 1	0- 1	0- 0	NEUTRAL	0- 0	1- 0	0- 0				

RPI 1-25				RPI 26-50				Team's RPI: 41		RPI 51-100				RPI 101+			
RPI	S	Opponent	Score	RPI	S	Opponent	Score		RPI	S	Opponent	Score	RPI	S	Opponent	Score	
5	H	Oregon	88 82	27	A	Rutgers	62 76		67	H	Wright St.	84 68	101	A	Ohio St.	55 65	
7	A	Iowa	71 86	44	A	Michigan	77 73		89	H	Purdue	74 66	101	H	Ohio St.	70 77	
7	H	Iowa	84 70	44	H	Michigan	74 64		94	A	Nebraska	71 82	104	A	Hartford	74 66	
9	N	NC State	74 78	45	A	Indiana	64 68		96	H	Virginia	91 66	108	A	Minnesota	63 81	
14	H	Maryland	77 60	45	H	Indiana	77 61						108	H	Minnesota	86 68	
14	N	Maryland	55 71										113	A	Northwestern	62 70	
													113	N	Northwestern	68 52	
													147	H	Penn St.	57 48	
													185	A	Wisconsin	62 79	
													212	H	Bowling Green	99 69	
													222	H	Texas Southern	91 45	
													225	H	Illinois	77 60	
													243	H	ETSU	75 53	
													297	N	Kennesaw St.	75 51	
													306	H	Fla. Atlantic	89 74	
													309	A	Oakland	102 58	
LAST 12 Division I GAMES:																	
				113	N	Northwestern	68 52		185	A	Wisconsin	62 79					
				14	N	Maryland	55 71		45	H	Indiana	77 61					
				108	A	Minnesota	63 81		7	A	Iowa	71 86					
				44	H	Michigan	74 64		89	H	Purdue	74 66					
				101	H	Ohio St.	70 77		147	H	Penn St.	57 48					
				94	A	Nebraska	71 82		44	A	Michigan	77 73					

Middle Tenn.

Through Games Of March 11, 2019

Average RPI Win:	203	WON-LOST	WINNING	LAST 10	STRENGTH OF	OPP. STRENGTH	TEAM	ADJ.	CONF.	ADJ CONF.
Average RPI Loss:	93	RECORD	PCT. RANK	GAMES	SCHEDULE	OF SCHEDULE	RPI	RPI	RPI	RPI
DIV. I ONLY	20- 9	67	0- 1	97	169	69	69	14	14	
DIV. I NON-CONF.	9- 4	85	0- 1	70	223	45	45	17	17	
TOTALS	RPI 1-25	RPI 26-50	W-L RECORDS	RPI 51-100	RPI 101-150	RPI 150+				
20- 9	0- 1	0- 2	OVERALL	1- 2	4- 3	15- 1				
10- 3	0- 0	0- 2	HOME	0- 0	3- 0	7- 1				
8- 6	0- 1	0- 0	AWAY	1- 2	1- 3	6- 0				
2- 0	0- 0	0- 0	NEUTRAL	0- 0	0- 0	2- 0				
9- 4	0- 1	0- 1	NON-CONFERENCE	1- 1	1- 1	7- 0				
4- 1	0- 0	0- 1	HOME	0- 0	1- 0	3- 0				
3- 3	0- 1	0- 0	AWAY	1- 1	0- 1	2- 0				
2- 0	0- 0	0- 0	NEUTRAL	0- 0	0- 0	2- 0				
11- 5	0- 0	0- 1	CONFERENCE	0- 1	3- 2	8- 1				
6- 2	0- 0	0- 1	HOME	0- 0	2- 0	4- 1				
5- 3	0- 0	0- 0	AWAY	0- 1	1- 2	4- 0				
0- 0	0- 0	0- 0	NEUTRAL	0- 0	0- 0	0- 0				

RPI 1-25				RPI 26-50				RPI 51-100 Team's RPI: 69				RPI 101+			
RPI	S	Opponent	Score	RPI	S	Opponent	Score	RPI	S	Opponent	Score	RPI	S	Opponent	Score
21	A	Kentucky	55 72	35	H	Rice	47 60	82	A	Troy	67 64	103	A	UAB	72 77
				43	H	Belmont	38 45	84	A	Fordham	49 61	103	H	UAB	60 44
								100	A	Old Dominion	65 70	105	A	Western Ky.	56 67
												105	H	Western Ky.	81 69
												107	A	Charlotte	62 55
												139	H	Georgia St.	69 54
												148	A	Tennessee Tech	64 68
												168	H	Louisiana Tech	75 38
												170	N	Chattanooga	58 47
												182	H	UNC Asheville	67 46
												184	H	Southern Miss.	66 49
												187	H	North Texas	61 46
												191	A	Furman	78 71
												200	A	UNLV	66 62
												201	H	Marshall	53 59
												206	H	Vanderbilt	65 58
												211	N	Dartmouth	70 58
												267	A	UTEP	79 49
												303	A	UTSA	72 52
												306	A	Fla. Atlantic	74 55
												306	H	Fla. Atlantic	74 48
												321	A	FIU	49 43
												328	H	Mississippi Val.	101 51
LAST 12 Division I GAMES:															
84	A	Fordham	49 61	105	H	Western Ky.	81 69								
200	A	UNLV	66 62	100	A	Old Dominion	65 70								
105	A	Western Ky.	56 67	107	A	Charlotte	62 55								
306	H	Fla. Atlantic	74 48	103	H	UAB	60 44								
103	A	UAB	72 77	187	H	North Texas	61 46								
201	H	Marshall	53 59	35	H	Rice	47 60								

Non-Div I Games:

Middle Tenn.

■ Loss,
 ■ Non-Conf, S Site,
 ■ Home
 ■ Away
 N Neutral

RPI 1-25			
RPI	S	Opponent	Score
12	H	Marquette	74 83
20	H	Florida St.	62 87
RPI 26-50			
RPI	S	Opponent	Score
45	A	Indiana	66 68
47	A	Saint Mary's (CA)	71 73
RPI 51-100			
RPI	S	Opponent	Score
63	A	Green Bay	45 59
63	H	Green Bay	62 76
67	A	Wright St.	57 61
67	H	Wright St.	69 73
Team's RPI: 195			
RPI	S	Opponent	Score
119	A	Fresno St.	48 65
120	A	Youngstown St.	58 64
120	A	Youngstown St.	47 67
120	H	Youngstown St.	71 68
130	A	IUPUI	55 76
130	H	IUPUI	66 67
152	N	UC Riverside	56 54
185	H	Wisconsin	57 68
221	A	North Dakota	64 46
241	A	Northern Ky.	54 55
241	H	Northern Ky.	59 38
250	H	Columbia	78 65
280	A	Cleveland St.	78 60
280	H	Cleveland St.	59 53
309	A	Oakland	79 52
309	H	Oakland	83 53
319	A	North Dakota St.	57 55
334	H	Purdue Fort Wayne	70 48
335	A	Detroit Mercy	62 44
335	H	Detroit Mercy	59 34
339	A	UIC	48 37
339	H	UIC	72 53
LAST 12 Division I GAMES:			
120	A	Youngstown St.	58 64
130	A	IUPUI	55 76
339	A	UIC	48 37
309	H	Oakland	83 53
335	H	Detroit Mercy	59 34
120	A	Youngstown St.	47 67
280	A	Cleveland St.	78 60
241	H	Northern Ky.	59 38
67	H	Wright St.	69 73
63	A	Green Bay	45 59
339	H	UIC	72 53
130	H	IUPUI	66 67

Non-Div I Games:

Minnesota

Through Games Of March 11, 2019

Average RPI Win:	180	WON-LOST	WINNING	LAST 10	STRENGTH OF	OPP. STRENGTH	TEAM	ADJ.	CONF.	ADJ CONF.
Average RPI Loss:	69	RECORD	PCT. RANK	GAMES	SCHEDULE	OF SCHEDULE	RPI	RPI	RPI	RPI
DIV. I ONLY	20- 10	80	0- 1	167	66	108	108	4	4	
DIV. I NON-CONF.	11- 0	1	0- 0	347	166	108	108	6	6	
TOTALS	RPI 1-25	RPI 26-50	W-L RECORDS	RPI 51-100	RPI 101-150	RPI 150+				
20- 10	1- 2	3- 4	OVERALL	1- 2	4- 1	11- 1				
14- 4	1- 1	2- 0	HOME	0- 1	2- 1	9- 1				
6- 5	0- 1	1- 3	AWAY	1- 1	2- 0	2- 0				
0- 1	0- 0	0- 1	NEUTRAL	0- 0	0- 0	0- 0				
11- 0	1- 0	0- 0	NON-CONFERENCE	0- 0	1- 0	9- 0				
9- 0	1- 0	0- 0	HOME	0- 0	0- 0	8- 0				
2- 0	0- 0	0- 0	AWAY	0- 0	1- 0	1- 0				
0- 0	0- 0	0- 0	NEUTRAL	0- 0	0- 0	0- 0				
9- 10	0- 2	3- 4	CONFERENCE	1- 2	3- 1	2- 1				
5- 4	0- 1	2- 0	HOME	0- 1	2- 1	1- 1				
4- 5	0- 1	1- 3	AWAY	1- 1	1- 0	1- 0				
0- 1	0- 0	0- 1	NEUTRAL	0- 0	0- 0	0- 0				

RPI	S	Opponent	Score	RPI	S	Opponent	Score	RPI	S	Opponent	Score	RPI	S	Opponent	Score	Team's RPI: 108
7	H	Iowa	63 81	27	A	Rutgers	54 60	89	A	Purdue	65 45	101	H	Ohio St.	55 65	
10	H	Syracuse	72 68	27	H	Rutgers	60 46	89	H	Purdue	53 64	113	A	Northwestern	61 54	
14	A	Maryland	69 71	41	A	Michigan St.	68 86	94	A	Nebraska	57 63	113	H	Northwestern	73 64	
				41	H	Michigan St.	81 63					132	A	Boston College	77 69	
				44	A	Michigan	60 76					147	H	Penn St.	97 67	
				45	A	Indiana	65 61					185	A	Wisconsin	78 50	
				45	N	Indiana	58 66					185	H	Wisconsin	74 56	
												194	H	Cornell	65 45	
												214	A	Xavier	78 53	
												225	H	Illinois	62 66	
												258	H	Rhode Island	91 71	
												269	H	San Diego	53 48	
												295	H	Air Force	67 50	
												307	H	Incarinate Word	75 39	
												314	H	Coppin St.	84 52	
												316	H	New Hampshire	70 47	
												348	H	Ark.-Pine Bluff	84 42	
LAST 12 Division I GAMES:																
45	N	Indiana	58 66	113	H	Northwestern	73 64									
41	H	Michigan St.	81 63	45	A	Indiana	65 61									
27	A	Rutgers	54 60	27	H	Rutgers	60 46									
14	A	Maryland	69 71	113	A	Northwestern	61 54									
147	H	Penn St.	97 67	101	H	Ohio St.	55 65									
89	A	Purdue	65 45	89	H	Purdue	53 64									

Non-Div I Games:

Minnesota

Loss, Non-Conf, S Site, H Home A Away N Neutral

Average RPI Win:	120	WON-LOST	WINNING	LAST 10	STRENGTH OF	OPP. STRENGTH	TEAM	ADJ.	CONF.	ADJ CONF.
Average RPI Loss:	17	RECORD	PCT. RANK	GAMES	SCHEDULE	OF SCHEDULE	RPI	RPI	RPI	RPI
DIV. I ONLY	30- 2	3	3- 0	44	31	8	8	5	5	
DIV. I NON-CONF.	12- 1	11	0- 0	78	49	13	13	5	5	
TOTALS	RPI 1-25	RPI 26-50	W-L RECORDS	RPI 51-100	RPI 101-150	RPI 150+				
30- 2	5- 1	3- 1	OVERALL	9- 0	2- 0	11- 0				
14- 1	3- 0	0- 1	HOME	3- 0	1- 0	7- 0				
13- 1	2- 1	2- 0	AWAY	4- 0	1- 0	4- 0				
3- 0	0- 0	1- 0	NEUTRAL	2- 0	0- 0	0- 0				
12- 1	1- 1	1- 0	NON-CONFERENCE	3- 0	1- 0	6- 0				
7- 0	1- 0	0- 0	HOME	1- 0	0- 0	5- 0				
5- 1	0- 1	1- 0	AWAY	2- 0	1- 0	1- 0				
0- 0	0- 0	0- 0	NEUTRAL	0- 0	0- 0	0- 0				
18- 1	4- 0	2- 1	CONFERENCE	6- 0	1- 0	5- 0				
7- 1	2- 0	0- 1	HOME	2- 0	1- 0	2- 0				
8- 0	2- 0	1- 0	AWAY	2- 0	0- 0	3- 0				
3- 0	0- 0	1- 0	NEUTRAL	2- 0	0- 0	0- 0				

RPI 1-25				RPI 26-50				RPI 51-100				RPI 101+			
RPI	S	Opponent	Score	RPI	S	Opponent	Score	RPI	S	Opponent	Score	RPI	S	Opponent	Score
5	A	Oregon	74 82	28	A	Texas	67 49	54	H	Lamar University	104 53	111	H	Georgia	80 71
12	H	Marquette	87 82	29	H	Missouri	67 75	58	H	Tennessee	91 63	133	A	Washington	103 56
17	A	Texas A&M	92 64	29	N	Missouri	71 56	58	N	Tennessee	83 68	158	A	Alabama	65 49
19	A	South Carolina	68 64	49	A	Auburn	85 59	66	A	Arkansas	93 69	184	A	Southern Miss.	86 42
19	H	South Carolina	89 74					66	N	Arkansas	101 70	191	H	Furman	106 41
21	H	Kentucky	86 71					72	A	Little Rock	98 63	206	H	Vanderbilt	86 70
								86	A	LSU	68 35	216	A	Florida	90 42
								86	H	LSU	76 56	237	A	Ole Miss	80 66
								96	A	Virginia	72 44	237	H	Ole Miss	80 49
												240	H	Southeast Mo. St.	88 53
												252	H	Jackson St.	105 38
												270	H	Louisiana	104 36
												314	H	Coppin St.	110 38
LAST 12 Division I GAMES:															
				58	N	Tennessee	83 68	237	A	Ole Miss	80 66				
				29	N	Missouri	71 56	17	A	Texas A&M	92 64				
				66	N	Arkansas	101 70	29	H	Missouri	67 75				
				19	A	South Carolina	68 64	58	H	Tennessee	91 63				
				86	H	LSU	76 56	158	A	Alabama	65 49				
				206	H	Vanderbilt	86 70	86	A	LSU	68 35				

Non-Div I Games:

Mississippi St.

Average RPI Win:	271	WON-LOST	WINNING	LAST 10	STRENGTH OF	OPP. STRENGTH	TEAM	ADJ.	CONF.	ADJ CONF.
Average RPI Loss:	209	RECORD	PCT. RANK	GAMES	SCHEDULE	OF SCHEDULE	RPI	RPI	RPI	RPI
DIV. I ONLY	6- 23	318	1- 0	287	338	328	328	29	29	
DIV. I NON-CONF.	1- 10	329	0- 0	91	312	276	276	28	28	
TOTALS	RPI 1-25	RPI 26-50	W-L RECORDS	RPI 51-100	RPI 101-150	RPI 150+				
6- 23	0- 0	0- 0	OVERALL	0- 3	0- 1	6- 19				
3- 7	0- 0	0- 0	HOME	0- 0	0- 0	3- 7				
3- 15	0- 0	0- 0	AWAY	0- 2	0- 1	3- 12				
0- 1	0- 0	0- 0	NEUTRAL	0- 1	0- 0	0- 0				
1- 10	0- 0	0- 0	NON-CONFERENCE	0- 3	0- 1	1- 6				
0- 1	0- 0	0- 0	HOME	0- 0	0- 0	0- 1				
1- 8	0- 0	0- 0	AWAY	0- 2	0- 1	1- 5				
0- 1	0- 0	0- 0	NEUTRAL	0- 1	0- 0	0- 0				
5- 13	0- 0	0- 0	CONFERENCE	0- 0	0- 0	5- 13				
3- 6	0- 0	0- 0	HOME	0- 0	0- 0	3- 6				
2- 7	0- 0	0- 0	AWAY	0- 0	0- 0	2- 7				
0- 0	0- 0	0- 0	NEUTRAL	0- 0	0- 0	0- 0				

RPI 1-25				RPI 26-50				RPI 51-100				RPI 101+				Team's RPI: 328	
RPI	S	Opponent	Score	RPI	S	Opponent	Score	RPI	S	Opponent	Score	RPI	S	Opponent	Score		
								56	A	TCU	47 96	110	A	UT Martin	51 110		
								69	A	Middle Tenn.	51 101	156	A	Nicholls St.	47 72		
								82	N	Troy	54 75	169	A	Southern U.	67 74		
												169	H	Southern U.	46 67		
												184	A	Southern Miss.	60 67		
												188	A	Arkansas St.	57 60		
												192	A	Prairie View	55 91		
												192	H	Prairie View	65 75		
												198	H	North Ala.	72 86		
												203	A	Grambling	54 52		
												203	H	Grambling	79 61		
												222	A	Texas Southern	45 73		
												222	H	Texas Southern	50 68		
												230	A	SMU	47 62		
												252	A	Jackson St.	56 87		
												252	H	Jackson St.	86 87		
												259	A	Austin Peay	95 89		
												266	A	Alabama St.	67 73		
												266	H	Alabama St.	64 62		
												300	A	La.-Monroe	65 72		
												302	A	Alabama A&M	70 78		
												302	H	Alabama A&M	60 80		
												348	A	Ark.-Pine Bluff	62 56		
												348	H	Ark.-Pine Bluff	82 63		
												350	A	Alcorn	63 73		
												350	H	Alcorn	80 81		
LAST 12 Division I GAMES:																	
				348	H	Ark.-Pine Bluff	82 63			350	H	Alcorn	80 81				
				203	H	Grambling	79 61			266	A	Alabama St.	67 73				
				252	H	Jackson St.	86 87			302	A	Alabama A&M	70 78				
				222	A	Texas Southern	45 73			203	A	Grambling	54 52				
				192	A	Prairie View	55 91			252	A	Jackson St.	56 87				
				169	H	Southern U.	46 67			222	H	Texas Southern	50 68				

Non-Div I Games:

Mississippi Val.

■ Loss,
 ■ Non-Conf,
 ■ S Site,
 ■ Home
 ■ A Away
 N Neutral

Average RPI Win:	129	WON-LOST	WINNING	LAST 10	STRENGTH OF	OPP. STRENGTH	TEAM	ADJ.	CONF.	ADJ CONF.
Average RPI Loss:	60	RECORD	PCT. RANK	GAMES	SCHEDULE	OF SCHEDULE	RPI	RPI	RPI	RPI
DIV. I ONLY	23- 10	65	2- 0	25	62	29	29	5	5	
DIV. I NON-CONF.	11- 3	56	0- 0	63	121	39	39	5	5	
TOTALS	RPI 1-25	RPI 26-50	W-L RECORDS	RPI 51-100	RPI 101-150	RPI 150+				
23- 10	3- 3	2- 3	OVERALL	6- 3	1- 0	11- 1				
12- 3	1- 0	1- 1	HOME	2- 2	1- 0	7- 0				
7- 5	1- 2	0- 1	AWAY	3- 1	0- 0	3- 1				
4- 2	1- 1	1- 1	NEUTRAL	1- 0	0- 0	1- 0				
11- 3	0- 0	1- 2	NON-CONFERENCE	3- 1	0- 0	7- 0				
5- 2	0- 0	0- 1	HOME	1- 1	0- 0	4- 0				
4- 0	0- 0	0- 0	AWAY	1- 0	0- 0	3- 0				
2- 1	0- 0	1- 1	NEUTRAL	1- 0	0- 0	0- 0				
12- 7	3- 3	1- 1	CONFERENCE	3- 2	1- 0	4- 1				
7- 1	1- 0	1- 0	HOME	1- 1	1- 0	3- 0				
3- 5	1- 2	0- 1	AWAY	2- 1	0- 0	0- 1				
2- 1	1- 1	0- 0	NEUTRAL	0- 0	0- 0	1- 0				

RPI S	Opponent	Score	RPI S	Opponent	Score	Team's RPI: 29	RPI S	Opponent	Score	RPI S	Opponent	Score
8	A Mississippi St.	75 67	37	H South Dakota	61 74		58	A Tennessee	66 64	111	H Georgia	61 35
8	N Mississippi St.	56 71	39	N Quinnipiac	65 51		58	H Tennessee	60 62	158	H Alabama	82 47
17	H Texas A&M	70 65	44	N Michigan	54 70		63	H Green Bay	49 56	162	H Texas St.	69 50
19	A South Carolina	65 79	49	A Auburn	54 58		66	A Arkansas	73 67	181	A Saint Louis	74 62
21	A Kentucky	41 52	49	H Auburn	74 65		66	H Arkansas	71 53	188	H Arkansas St.	70 50
21	N Kentucky	70 68					70	H Missouri St.	65 61	206	H Vanderbilt	69 46
							79	N Duke	62 54	216	A Florida	56 58
							81	A West Virginia	68 51	216	N Florida	87 56
							86	A LSU	51 61	225	A Illinois	67 45
										237	H Ole Miss	78 55
										238	A Western Ill.	89 64
										239	H SIUE	59 36
										242	H UMKC	66 59
LAST 12 Division I GAMES:												
216	N Florida	87 56	66	A Arkansas	73 67							
21	N Kentucky	70 68	49	A Auburn	54 58							
8	N Mississippi St.	56 71	58	H Tennessee	60 62							
79	N Duke	62 54	8	A Mississippi St.	75 67							
39	N Quinnipiac	65 51	206	H Vanderbilt	69 46							
158	H Alabama	82 47	17	H Texas A&M	70 65							

Non-Div I Games:

Missouri

Average RPI Win:	194	WON-LOST	WINNING	LAST 10	STRENGTH OF	OPP. STRENGTH	TEAM	ADJ.	CONF.	ADJ CONF.
Average RPI Loss:	99	RECORD	PCT. RANK	GAMES	SCHEDULE	OF SCHEDULE	RPI	RPI	RPI	RPI
DIV. I ONLY	20- 9	67	1- 0	96	134	70	70	13	13	
DIV. I NON-CONF.	4- 7	228	0- 0	80	48	173	173	15	15	
TOTALS	RPI 1-25	RPI 26-50	W-L RECORDS	RPI 51-100	RPI 101-150	RPI 150+				
20- 9	1- 2	0- 3	OVERALL	3- 0	5- 1	11- 3				
9- 4	0- 2	0- 1	HOME	2- 0	2- 1	5- 0				
9- 5	1- 0	0- 2	AWAY	1- 0	3- 0	4- 3				
2- 0	0- 0	0- 0	NEUTRAL	0- 0	0- 0	2- 0				
4- 7	0- 1	0- 3	NON-CONFERENCE	1- 0	0- 0	3- 3				
2- 2	0- 1	0- 1	HOME	1- 0	0- 0	1- 0				
0- 5	0- 0	0- 2	AWAY	0- 0	0- 0	0- 3				
2- 0	0- 0	0- 0	NEUTRAL	0- 0	0- 0	2- 0				
16- 2	1- 1	0- 0	CONFERENCE	2- 0	5- 1	8- 0				
7- 2	0- 1	0- 0	HOME	1- 0	2- 1	4- 0				
9- 0	1- 0	0- 0	AWAY	1- 0	3- 0	4- 0				
0- 0	0- 0	0- 0	NEUTRAL	0- 0	0- 0	0- 0				

RPI 1-25				RPI 26-50				RPI 51-100				Team's RPI: 70				RPI 101+			
RPI	S	Opponent	Score	RPI	S	Opponent	Score	RPI	S	Opponent	Score	RPI	S	Opponent	Score	RPI	S	Opponent	Score
13	H	Gonzaga	67 70	29	A	Missouri	61 65	72	H	Little Rock	48 44	141	A	Illinois St.	59 47				
16	A	Drake	85 79	37	H	South Dakota	74 85	90	A	UNI	63 58	141	H	Illinois St.	56 60				
16	H	Drake	61 70	45	A	Indiana	74 98	90	H	UNI	58 48	149	A	Southern Ill.	70 58				
												149	H	Southern Ill.	66 51				
												150	A	Bradley	68 56				
												150	H	Bradley	82 60				
												163	A	Santa Clara	73 77				
												168	N	Louisiana Tech	82 70				
												187	A	North Texas	76 83				
												218	H	Ball St.	74 54				
												230	A	Indiana St.	76 66				
												230	H	Indiana St.	71 58				
												239	N	SIUE	68 65				
												254	A	Loyola Chicago	85 58				
												254	H	Loyola Chicago	84 49				
												256	A	Wichita St.	60 63				
												310	A	Valparaiso	77 58				
												310	H	Valparaiso	108 63				
												329	A	Evansville	88 46				
												329	H	Evansville	88 66				
				LAST 12 Division I GAMES:															
				230	A	Indiana St.	76 66	150	H	Bradley	82 60								
				329	A	Evansville	88 46	141	H	Illinois St.	56 60								
				16	H	Drake	61 70	149	A	Southern Ill.	70 58								
				90	H	UNI	58 48	90	A	UNI	63 58								
				254	A	Loyola Chicago	85 58	16	A	Drake	85 79								
				310	A	Valparaiso	77 58	310	H	Valparaiso	108 63								

Non-Div I Games:

Missouri St.

■ Loss,
■ Non-Conf,
■ S Site,
■ Home
■ A Away
N Neutral

RPI 1-25					
RPI	S	Opponent	Score		
39	A	Quinnipiac	38	67	
39	H	Quinnipiac	46	58	
39	N	Quinnipiac	42	80	
42	H	Bucknell	32	70	
LAST 12 Division I GAMES:					
39	N	Quinnipiac	42	80	
288	N	Canisius	64	53	
347	A	Saint Peter's	76	59	
120	H	Marist	45	69	
288	A	Canisius	56	65	
271	A	Niagara	88	81	
RPI 26-50					
RPI	S	Opponent	Score		
39	A	Quinnipiac	38	67	
39	H	Quinnipiac	46	58	
39	N	Quinnipiac	42	80	
42	H	Bucknell	32	70	
LAST 12 Division I GAMES:					
39	N	Quinnipiac	42	80	
288	N	Canisius	64	53	
347	A	Saint Peter's	76	59	
120	H	Marist	45	69	
288	A	Canisius	56	65	
271	A	Niagara	88	81	
RPI 51-100					
RPI	S	Opponent	Score		
51	H	Princeton	47	79	
73	A	Virginia Tech	49	82	
LAST 12 Division I GAMES:					
347	H	Saint Peter's	70	50	
324	H	Iona	51	52	
264	H	Manhattan	71	63	
274	A	Siena	56	54	
171	A	Rider	50	65	
283	A	Fairfield	73	63	
RPI 101+					
RPI	S	Opponent	Score		
120	A	Marist	45	69	
120	H	Marist	45	69	
126	A	Lehigh	48	63	
171	A	Rider	50	65	
171	H	Rider	43	55	
180	A	Sacred Heart	55	50	
190	A	East Carolina	67	73	
220	A	George Washington	55	51	
235	H	Albany (NY)	64	56	
255	H	Navy	68	67	
264	H	Manhattan	71	63	
265	H	Loyola Maryland	67	75	
271	A	Niagara	88	81	
271	H	Niagara	76	54	
274	A	Siena	56	54	
274	H	Siena	68	77	
283	A	Fairfield	73	63	
288	A	Canisius	56	65	
288	H	Canisius	67	61	
288	N	Canisius	64	53	
317	A	Lafayette	69	73	
324	A	Iona	55	38	
324	H	Iona	51	52	
347	A	Saint Peter's	76	59	
347	H	Saint Peter's	70	50	

Non-Div I Games:

Average RPI Win: 207	WON-LOST	WINNING	LAST 10	STRENGTH OF	OPP. STRENGTH	TEAM	ADJ.	CONF.	ADJ CONF.
Average RPI Loss: 142	RECORD	PCT. RANK	GAMES	SCHEDULE	OF SCHEDULE	RPI	RPI	RPI	RPI
DIV. I ONLY	13- 16	209	0- 1	146	173	183	183	16	16
DIV. I NON-CONF.	4- 4	162	0- 0	27	154	78	78	12	12
TOTALS	RPI 1-25	RPI 26-50	W-L RECORDS	RPI 51-100	RPI 101-150	RPI 150+			
13- 16	0- 1	0- 1	OVERALL	3- 3	2- 6	8- 5			
9- 4	0- 0	0- 1	HOME	3- 0	2- 2	4- 1			
3- 11	0- 1	0- 0	AWAY	0- 3	0- 4	3- 3			
1- 1	0- 0	0- 0	NEUTRAL	0- 0	0- 0	1- 1			
4- 4	0- 1	0- 1	NON-CONFERENCE	1- 1	1- 1	2- 0			
2- 1	0- 0	0- 1	HOME	1- 0	1- 0	0- 0			
1- 3	0- 1	0- 0	AWAY	0- 1	0- 1	1- 0			
1- 0	0- 0	0- 0	NEUTRAL	0- 0	0- 0	1- 0			
9- 12	0- 0	0- 0	CONFERENCE	2- 2	1- 5	6- 5			
7- 3	0- 0	0- 0	HOME	2- 0	1- 2	4- 1			
2- 8	0- 0	0- 0	AWAY	0- 2	0- 3	2- 3			
0- 1	0- 0	0- 0	NEUTRAL	0- 0	0- 0	0- 1			

RPI 1-25				RPI 26-50				RPI 51-100				RPI 101+ Team's RPI: 183			
RPI	S	Opponent	Score	RPI	S	Opponent	Score	RPI	S	Opponent	Score	RPI	S	Opponent	Score
13	A	Gonzaga	52 76	37	H	South Dakota	41 64	80	A	Arizona	51 100	122	A	Northern Colo.	61 79
								83	H	UC Davis	62 56	122	H	Northern Colo.	62 73
								85	A	Idaho	68 76	123	H	Northern Ill.	86 70
								85	H	Idaho	82 79	124	A	Portland St.	60 78
								95	A	Idaho St.	34 50	124	H	Portland St.	73 70
								95	H	Idaho St.	60 59	133	A	Washington	54 69
												146	A	Montana St.	52 74
												146	H	Montana St.	71 75
												205	A	Eastern Wash.	64 67
												205	H	Eastern Wash.	62 68
												208	N	Saint Francis (PA)	79 77
												217	A	Northern Ariz.	65 82
												217	H	Northern Ariz.	78 62
												263	A	Sacramento St.	88 86
												263	H	Sacramento St.	75 67
												268	A	Southern Utah	56 71
												268	H	Southern Utah	79 57
												268	N	Southern Utah	56 64
												313	A	Weber St.	72 60
												313	H	Weber St.	64 56
												341	A	Grand Canyon	69 47
LAST 12 Division I GAMES:															
268	N	Southern Utah	56 64	268	A	Southern Utah	56 71								
208	N	Saint Francis (PA)	79 77	122	A	Northern Colo.	61 79								
83	H	UC Davis	62 56	146	H	Montana St.	71 75								
263	H	Sacramento St.	75 67	95	H	Idaho St.	60 59								
124	H	Portland St.	73 70	313	H	Weber St.	64 56								
217	A	Northern Ariz.	65 82	205	A	Eastern Wash.	64 67								

Non-Div I Games: Providence (MT) 90 45

Montana

Loss, Non-Conf, S Site, H Home A Away N Neutral

Average RPI Win:	233	WON-LOST	WINNING	LAST 10	STRENGTH OF	OPP. STRENGTH	TEAM	ADJ.	CONF.	ADJ CONF.
Average RPI Loss:	98	RECORD	PCT. RANK	GAMES	SCHEDULE	OF SCHEDULE	RPI	RPI	RPI	RPI
DIV. I ONLY	15- 14	164	1- 0	131	152	146	146	16	16	
DIV. I NON-CONF.	4- 5	190	1- 0	44	69	99	99	12	12	
TOTALS	RPI 1-25	RPI 26-50	W-L RECORDS	RPI 51-100	RPI 101-150	RPI 150+				
15- 14	0- 1	0- 1	OVERALL	0- 7	2- 3	13- 2				
7- 6	0- 0	0- 1	HOME	0- 2	0- 2	7- 1				
7- 8	0- 1	0- 0	AWAY	0- 5	1- 1	6- 1				
1- 0	0- 0	0- 0	NEUTRAL	0- 0	1- 0	0- 0				
4- 5	0- 1	0- 1	NON-CONFERENCE	0- 3	1- 0	3- 0				
2- 1	0- 0	0- 1	HOME	0- 0	0- 0	2- 0				
1- 4	0- 1	0- 0	AWAY	0- 3	0- 0	1- 0				
1- 0	0- 0	0- 0	NEUTRAL	0- 0	1- 0	0- 0				
11- 9	0- 0	0- 0	CONFERENCE	0- 4	1- 3	10- 2				
5- 5	0- 0	0- 0	HOME	0- 2	0- 2	5- 1				
6- 4	0- 0	0- 0	AWAY	0- 2	1- 1	5- 1				
0- 0	0- 0	0- 0	NEUTRAL	0- 0	0- 0	0- 0				

RPI S	Opponent	Score	RPI S	Opponent	Score	RPI S	Opponent	Score	RPI S	Opponent	Score	Team's RPI: 146
12	A Marquette	52 100	30	H South Dakota St.	67 88	56	A TCU	49 71	122	A Northern Colo.	79 66	
						60	A Wyoming	58 66	122	H Northern Colo.	73 84	
						62	A SFA	53 60	124	A Portland St.	53 55	
						85	A Idaho	65 90	124	H Portland St.	55 68	
						85	H Idaho	66 82	128	N Delaware	69 60	
						95	A Idaho St.	43 61	162	A Texas St.	67 59	
						95	H Idaho St.	49 62	183	A Montana	75 71	
									183	H Montana	74 52	
									205	A Eastern Wash.	61 47	
									205	H Eastern Wash.	87 89	
									217	A Northern Ariz.	72 76	
									217	H Northern Ariz.	80 70	
									263	A Sacramento St.	69 53	
									263	H Sacramento St.	64 58	
									268	A Southern Utah	70 55	
									268	H Southern Utah	69 64	
									275	H Long Beach St.	85 62	
									313	A Weber St.	66 59	
									313	H Weber St.	72 59	
									325	H Omaha	59 56	
LAST 12 Division I GAMES:												
162	A Texas St.	67 59	313	H Weber St.	72 59							
124	H Portland St.	55 68	95	H Idaho St.	49 62							
263	H Sacramento St.	64 58	85	A Idaho	65 90							
268	A Southern Utah	70 55	205	A Eastern Wash.	61 47							
217	A Northern Ariz.	72 76	122	H Northern Colo.	73 84							
183	A Montana	75 71	183	H Montana	74 52							

Non-Div I Games: Carroll (MT) 64 48

Montana St.

Loss, Non-Conf, S Site, H Home A Away N Neutral

Average RPI Win: 250	WON-LOST	WINNING	LAST 10	STRENGTH OF	OPP. STRENGTH	TEAM	ADJ.	CONF.	ADJ CONF.
Average RPI Loss: 141	RECORD	PCT. RANK	GAMES	SCHEDULE	OF SCHEDULE	RPI	RPI	RPI	RPI
DIV. I ONLY	21- 10	78	1- 1	237	282	129	129	22	22
DIV. I NON-CONF.	7- 4	108	0- 0	202	298	122	122	22	22
<hr/>									
TOTALS	RPI 1-25	RPI 26-50	W-L RECORDS	RPI 51-100	RPI 101-150	RPI 150+			
21- 10	0- 2	0- 2	OVERALL	1- 0	3- 1	17- 5			
11- 3	0- 0	0- 1	HOME	0- 0	2- 0	9- 2			
9- 6	0- 2	0- 1	AWAY	1- 0	1- 0	7- 3			
1- 1	0- 0	0- 0	NEUTRAL	0- 0	0- 1	1- 0			
7- 4	0- 2	0- 0	NON-CONFERENCE	1- 0	0- 0	6- 2			
4- 1	0- 0	0- 0	HOME	0- 0	0- 0	4- 1			
3- 3	0- 2	0- 0	AWAY	1- 0	0- 0	2- 1			
0- 0	0- 0	0- 0	NEUTRAL	0- 0	0- 0	0- 0			
14- 6	0- 0	0- 2	CONFERENCE	0- 0	3- 1	11- 3			
7- 2	0- 0	0- 1	HOME	0- 0	2- 0	5- 1			
6- 3	0- 0	0- 1	AWAY	0- 0	1- 0	5- 2			
1- 1	0- 0	0- 0	NEUTRAL	0- 0	0- 1	1- 0			

RPI 1-25				RPI 26-50				RPI 51-100				RPI 101+ Team's RPI: 129			
RPI	S	Opponent	Score	RPI	S	Opponent	Score	RPI	S	Opponent	Score	RPI	S	Opponent	Score
2	A	Baylor	58 96	43	A	Belmont	50 77	87	A	Radford	79 72	110	H	UT Martin	85 75
21	A	Kentucky	57 87	43	H	Belmont	57 77					110	N	UT Martin	58 68
												148	A	Tennessee Tech	73 70
												148	H	Tennessee Tech	77 56
												197	A	N.C. A&T	72 67
												208	A	Saint Francis (PA)	83 89
												213	A	Jacksonville St.	57 68
												213	H	Jacksonville St.	66 55
												213	N	Jacksonville St.	77 60
												239	A	SIUE	73 67
												240	H	Southeast Mo. St.	82 54
												244	A	Gardner-Webb	84 69
												247	H	St. Francis Brooklyn	94 101
												259	A	Austin Peay	80 81
												259	H	Austin Peay	75 84
												260	A	Murray St.	83 61
												260	H	Murray St.	80 71
												294	A	Eastern Ill.	67 57
												304	A	Tennessee St.	85 62
												304	H	Tennessee St.	71 55
												310	H	Valparaiso	68 62
												329	H	Evansville	85 63
												330	H	Lipscomb	79 44
												333	A	Eastern Ky.	64 61
												333	H	Eastern Ky.	68 52
												349	H	Chicago St.	104 68
LAST 12 Division I GAMES:															
				213	N	Jacksonville St.	77 60					333	H	Eastern Ky.	68 52
				110	N	UT Martin	58 68					259	H	Austin Peay	75 84
				333	A	Eastern Ky.	64 61					43	H	Belmont	57 77
				260	H	Murray St.	80 71					304	H	Tennessee St.	71 55
				148	A	Tennessee Tech	73 70					294	A	Eastern Ill.	67 57
				213	A	Jacksonville St.	57 68					239	A	SIUE	73 67

Mt. St. Mary's

Through Games Of March 11, 2019

Average RPI Win:	265	WON-LOST	WINNING	LAST 10	STRENGTH OF	OPP. STRENGTH	TEAM	ADJ.	CONF.	ADJ CONF.
Average RPI Loss:	206	RECORD	PCT. RANK	GAMES	SCHEDULE	OF SCHEDULE	RPI	RPI	RPI	RPI
DIV. I ONLY	14- 15	183	1- 0	271	344	224	224	30	30	
DIV. I NON-CONF.	5- 5	162	0- 0	112	274	113	113	31	31	
TOTALS	RPI 1-25	RPI 26-50	W-L RECORDS	RPI 51-100	RPI 101-150	RPI 150+				
14- 15	0- 0	0- 1	OVERALL	1- 1	1- 1	12- 12				
8- 4	0- 0	0- 0	HOME	1- 0	1- 0	6- 4				
6- 11	0- 0	0- 1	AWAY	0- 1	0- 1	6- 8				
0- 0	0- 0	0- 0	NEUTRAL	0- 0	0- 0	0- 0				
5- 5	0- 0	0- 1	NON-CONFERENCE	1- 1	1- 1	3- 2				
2- 1	0- 0	0- 0	HOME	1- 0	1- 0	0- 1				
3- 4	0- 0	0- 1	AWAY	0- 1	0- 1	3- 1				
0- 0	0- 0	0- 0	NEUTRAL	0- 0	0- 0	0- 0				
9- 10	0- 0	0- 0	CONFERENCE	0- 0	0- 0	9- 10				
6- 3	0- 0	0- 0	HOME	0- 0	0- 0	6- 3				
3- 7	0- 0	0- 0	AWAY	0- 0	0- 0	3- 7				
0- 0	0- 0	0- 0	NEUTRAL	0- 0	0- 0	0- 0				

RPI 1-25			RPI 26-50			RPI 51-100			RPI 101+ Team's RPI: 224		
RPI	S	Opponent	Score	RPI	S	Opponent	Score	RPI	S	Opponent	Score
				44	A	Michigan	40 88	73	A	Virginia Tech	51 83
								87	H	Radford	89 77
LAST 12 Division I GAMES:											
247	A	St. Francis Brooklyn	80 74	318	H	Wagner	81 66	327	A	Central Conn. St.	61 44
180	H	Sacred Heart	46 53	177	H	Robert Morris	61 55	327	H	Central Conn. St.	84 53
247	A	St. Francis Brooklyn	65 69	351	A	LIU Brooklyn	61 71	344	A	Fairleigh Dickinson	63 47
344	H	Fairleigh Dickinson	62 57	180	A	Sacred Heart	41 76	344	H	Fairleigh Dickinson	62 57
327	A	Central Conn. St.	61 44	208	H	Saint Francis (PA)	72 83	351	A	LIU Brooklyn	61 71
293	A	Bryant	59 77	247	H	St. Francis Brooklyn	78 75	351	H	LIU Brooklyn	61 45

Non-Div I Games: Washington Col. 74 50

Mt. St. Mary's

■ Loss,
 ■ Non-Conf,
 ■ S Site,
 ■ H Home
 ■ A Away
 N Neutral

Average RPI Win:	265	WON-LOST	WINNING	LAST 10	STRENGTH OF	OPP. STRENGTH	TEAM	ADJ.	CONF.	ADJ CONF.
Average RPI Loss:	164	RECORD	PCT. RANK	GAMES	SCHEDULE	OF SCHEDULE	RPI	RPI	RPI	RPI
DIV. I ONLY	11- 17	233	0- 1	267	241	260	260	22	22	
DIV. I NON-CONF.	2- 7	288	0- 0	268	132	319	319	22	22	
TOTALS	RPI 1-25	RPI 26-50	W-L RECORDS	RPI 51-100	RPI 101-150	RPI 150+				
11- 17	0- 1	0- 1	OVERALL	0- 2	1- 6	10- 7				
8- 5	0- 0	0- 1	HOME	0- 0	1- 2	7- 2				
3- 11	0- 1	0- 0	AWAY	0- 2	0- 3	3- 5				
0- 1	0- 0	0- 0	NEUTRAL	0- 0	0- 1	0- 0				
2- 7	0- 1	0- 0	NON-CONFERENCE	0- 2	0- 1	2- 3				
2- 2	0- 0	0- 0	HOME	0- 0	0- 1	2- 1				
0- 5	0- 1	0- 0	AWAY	0- 2	0- 0	0- 2				
0- 0	0- 0	0- 0	NEUTRAL	0- 0	0- 0	0- 0				
9- 10	0- 0	0- 1	CONFERENCE	0- 0	1- 5	8- 4				
6- 3	0- 0	0- 1	HOME	0- 0	1- 1	5- 1				
3- 6	0- 0	0- 0	AWAY	0- 0	0- 3	3- 3				
0- 1	0- 0	0- 0	NEUTRAL	0- 0	0- 1	0- 0				

RPI 1-25				RPI 26-50				RPI 51-100				RPI 101+ Team's RPI: 260			
RPI	S	Opponent	Score	RPI	S	Opponent	Score	RPI	S	Opponent	Score	RPI	S	Opponent	Score
21	A	Kentucky	49 88	43	H	Belmont	58 65	58	A	Tennessee	77 98	110	A	UT Martin	67 75
								74	A	Butler	65 86	110	H	UT Martin	76 73
												110	N	UT Martin	56 77
												129	A	Morehead St.	71 80
												129	H	Morehead St.	61 83
												148	A	Tennessee Tech	65 74
												149	H	Southern Ill.	59 65
												188	A	Arkansas St.	63 74
												213	A	Jacksonville St.	64 59
												225	A	Illinois	52 84
												239	A	SIUE	54 71
												239	H	SIUE	81 75
												240	A	Southeast Mo. St.	64 59
												240	H	Southeast Mo. St.	82 74
												259	A	Austin Peay	56 59
												259	H	Austin Peay	77 72
												294	A	Eastern Ill.	67 75
												294	H	Eastern Ill.	60 51
												302	H	Alabama A&M	53 59
												304	H	Tennessee St.	61 65
												329	H	Evansville	81 53
												330	H	Lipscomb	97 61
												333	A	Eastern Ky.	76 63
												333	H	Eastern Ky.	81 63
LAST 12 Division I GAMES:															
				110	N	UT Martin	56 77			333	A	Eastern Ky.	76	63	
				259	H	Austin Peay	77 72			239	H	SIUE	81	75	
				129	A	Morehead St.	71 80			294	H	Eastern Ill.	60	51	
				240	H	Southeast Mo. St.	82 74			148	A	Tennessee Tech	65	74	
				110	H	UT Martin	76 73			213	A	Jacksonville St.	64	59	
				259	A	Austin Peay	56 59			304	H	Tennessee St.	61	65	

Non-Div I Games: Oakland City 113 55 Bethel (TN) 86 50

Murray St.

■ Loss,
■ Non-Conf,
■ S Site,
■ Home
■ A Away
N Neutral

Average RPI Win:	300	WON-LOST	WINNING	LAST 10	STRENGTH OF	OPP. STRENGTH	TEAM	ADJ.	CONF.	ADJ CONF.
Average RPI Loss:	156	RECORD	PCT. RANK	GAMES	SCHEDULE	OF SCHEDULE	RPI	RPI	RPI	RPI
DIV. I ONLY	18- 9	80	0- 1	345	317	197	197	32	32	
DIV. I NON-CONF.	2- 9	297	0- 1	292	123	311	311	32	32	
TOTALS	RPI 1-25	RPI 26-50	W-L RECORDS	RPI 51-100	RPI 101-150	RPI 150+				
18- 9	0- 0	0- 0	OVERALL	0- 3	0- 2	18- 4				
8- 3	0- 0	0- 0	HOME	0- 1	0- 1	8- 1				
10- 4	0- 0	0- 0	AWAY	0- 1	0- 0	10- 3				
0- 2	0- 0	0- 0	NEUTRAL	0- 1	0- 1	0- 0				
2- 9	0- 0	0- 0	NON-CONFERENCE	0- 3	0- 2	2- 4				
0- 3	0- 0	0- 0	HOME	0- 1	0- 1	0- 1				
2- 4	0- 0	0- 0	AWAY	0- 1	0- 0	2- 3				
0- 2	0- 0	0- 0	NEUTRAL	0- 1	0- 1	0- 0				
16- 0	0- 0	0- 0	CONFERENCE	0- 0	0- 0	16- 0				
8- 0	0- 0	0- 0	HOME	0- 0	0- 0	8- 0				
8- 0	0- 0	0- 0	AWAY	0- 0	0- 0	8- 0				
0- 0	0- 0	0- 0	NEUTRAL	0- 0	0- 0	0- 0				

RPI 1-25			RPI 26-50			RPI 51-100			RPI 101+			Team's RPI: 197
RPI	S	Opponent	Score	RPI	S	Opponent	Score	RPI	S	Opponent	Score	
						59 N Maine	52 58	129 H Morehead St.		67 72		
						91 H VCU	48 54	137 N Yale		49 59		
						96 A Virginia	57 67	164 H Akron		36 49		
								210 A UMES		51 49		
								210 H UMES		70 58		
								223 A Bethune-Cookman		72 48		
								226 A Elon		64 73		
								228 A Howard		63 58		
								243 A ETSU		56 61		
								255 A Navy		49 72		
								277 A Norfolk St.		49 44		
								301 A South Carolina St.		58 44		
								301 H South Carolina St.		59 52		
								306 A Fla. Atlantic		67 65		
								311 H Morgan St.		62 29		
								314 H Coppin St.		66 42		
								336 A N.C. Central		52 49		
								336 H N.C. Central		86 52		
								337 A Delaware St.		67 47		
								337 H Delaware St.		72 49		
								342 A Western Caro.		69 51		
								345 H Savannah St.		73 69		
								346 A Florida A&M		56 48		
								346 H Florida A&M		77 53		
LAST 12 Division I GAMES:												
						137 N Yale	49 59	228 A Howard		63 58		
						336 H N.C. Central	86 52	210 H UMES		70 58		
						346 H Florida A&M	77 53	337 H Delaware St.		72 49		
						345 H Savannah St.	73 69	223 A Bethune-Cookman		72 48		
						301 H South Carolina St.	59 52	346 A Florida A&M		56 48		
						277 A Norfolk St.	49 44	336 A N.C. Central		52 49		

Non-Div I Games: Winston-Salem 60 56 Johnson C. Smith 50 53

N.C. A&T

Loss, Non-Conf, S Site, H Home A Away N Neutral

N.C. Central

Through Games Of March 11, 2019

Average RPI Win:	322	WON-LOST	WINNING	LAST 10	STRENGTH OF	OPP. STRENGTH	TEAM	ADJ.	CONF.	ADJ CONF.
Average RPI Loss:	221	RECORD	PCT. RANK	GAMES	SCHEDULE	OF SCHEDULE	RPI	RPI	RPI	RPI
DIV. I ONLY	7- 21	299	0- 1	331	348	336	336	32	32	
DIV. I NON-CONF.	2- 10	311	0- 0	272	280	338	338	32	32	
TOTALS	RPI 1-25	RPI 26-50	W-L RECORDS	RPI 51-100	RPI 101-150	RPI 150+				
7- 21	0- 1	0- 0	OVERALL	0- 1	0- 2	7- 17				
5- 9	0- 0	0- 0	HOME	0- 0	0- 1	5- 8				
2- 11	0- 1	0- 0	AWAY	0- 1	0- 1	2- 8				
0- 1	0- 0	0- 0	NEUTRAL	0- 0	0- 0	0- 1				
2- 10	0- 1	0- 0	NON-CONFERENCE	0- 1	0- 2	2- 6				
2- 4	0- 0	0- 0	HOME	0- 0	0- 1	2- 3				
0- 5	0- 1	0- 0	AWAY	0- 1	0- 1	0- 2				
0- 1	0- 0	0- 0	NEUTRAL	0- 0	0- 0	0- 1				
5- 11	0- 0	0- 0	CONFERENCE	0- 0	0- 0	5- 11				
3- 5	0- 0	0- 0	HOME	0- 0	0- 0	3- 5				
2- 6	0- 0	0- 0	AWAY	0- 0	0- 0	2- 6				
0- 0	0- 0	0- 0	NEUTRAL	0- 0	0- 0	0- 0				

RPI 1-25				RPI 26-50				RPI 51-100				RPI 101+ Team's RPI: 336			
RPI	S	Opponent	Score	RPI	S	Opponent	Score	RPI	S	Opponent	Score	RPI	S	Opponent	Score
7	A	Iowa	39 106					99	A	High Point	69 80	116	H	UNCW	82 89
												139	A	Georgia St.	54 65
												173	H	Coastal Caro.	66 89
												197	A	N.C. A&T	52 86
												197	H	N.C. A&T	49 52
												210	A	UMES	49 59
												210	H	UMES	61 69
												223	A	Bethune-Cookman	54 72
												223	H	Bethune-Cookman	50 67
												226	H	Elon	54 83
												228	A	Howard	70 80
												232	A	Memphis	56 77
												257	H	Wofford	66 59
												277	A	Norfolk St.	48 62
												297	N	Kennesaw St.	54 78
												299	A	Winthrop	41 66
												301	H	South Carolina St.	60 72
												308	H	UNC Greensboro	66 57
												311	H	Morgan St.	62 65
												314	H	Coppin St.	62 57
												337	A	Delaware St.	61 71
												337	H	Delaware St.	65 64
												343	H	USC Upstate	63 82
												345	A	Savannah St.	71 67
												345	H	Savannah St.	77 65
												346	A	Florida A&M	64 57
LAST 12 Division I GAMES:															
197	A	N.C. A&T	52 86	210	H	UMES	61 69	346	A	Florida A&M	64 57	223	A	Bethune-Cookman	54 72
301	H	South Carolina St.	60 72	345	A	Savannah St.	71 67	197	H	N.C. A&T	49 52	311	H	Morgan St.	62 65
345	H	Savannah St.	77 65	277	A	Norfolk St.	48 62	337	H	Delaware St.	65 64				
228	A	Howard	70 80												

Non-Div I Games: Wilberforce 55 49

N.C. Central

Loss, Non-Conf, S Site, H Home A Away N Neutral

N
C
S
t
a
t
e

NC State				Through Games Of March 11, 2019							
Average RPI Win:	95	WON-LOST	WINNING	LAST 10	STRENGTH OF	OPP. STRENGTH	TEAM	ADJ.	CONF.	ADJ CONF.	
Average RPI Loss:	13	RECORD	PCT. RANK	GAMES	SCHEDULE	OF SCHEDULE	RPI	RPI	RPI	RPI	
DIV. I ONLY		26- 5	16	1- 0	14	7	9	9	1	1	
DIV. I NON-CONF.		13- 0	1	0- 0	34	53	6	6	1	1	
<hr/>											
TOTALS	RPI 1-25		RPI 26-50	W-L RECORDS	RPI 51-100		RPI 101-150		RPI 150+		
26- 5	3- 4		5- 1	OVERALL	9- 0		2- 0		7- 0		
15- 2	1- 1		3- 1	HOME	6- 0		1- 0		4- 0		
8- 2	1- 2		1- 0	AWAY	3- 0		1- 0		2- 0		
3- 1	1- 1		1- 0	NEUTRAL	0- 0		0- 0		1- 0		
13- 0	0- 0		3- 0	NON-CONFERENCE	5- 0		0- 0		5- 0		
9- 0	0- 0		2- 0	HOME	4- 0		0- 0		3- 0		
2- 0	0- 0		0- 0	AWAY	1- 0		0- 0		1- 0		
2- 0	0- 0		1- 0	NEUTRAL	0- 0		0- 0		1- 0		
13- 5	3- 4		2- 1	CONFERENCE	4- 0		2- 0		2- 0		
6- 2	1- 1		1- 1	HOME	2- 0		1- 0		1- 0		
6- 2	1- 2		1- 0	AWAY	2- 0		1- 0		1- 0		
1- 1	1- 1		0- 0	NEUTRAL	0- 0		0- 0		0- 0		
<hr/>											
RPI 1-25		Team's RPI: 9	RPI 26-50		RPI 51-100		RPI 101+				
RPI	S	Opponent	Score	RPI	S	Opponent	Score	RPI	S	Opponent	Score
1	H	Notre Dame	72 95	36	A	North Carolina	74 69	59	H	Maine	84 46
3	A	Louisville	62 92	36	H	North Carolina	51 64	65	A	Georgia Tech	68 60
3	N	Louisville	68 78	41	N	Michigan St.	78 74	68	A	Georgetown	76 65
10	A	Syracuse	77 73	43	H	Belmont	77 62	73	H	Virginia Tech	70 61
18	H	Miami (FL)	70 68	44	H	Michigan	66 55	77	H	Kent St.	78 61
20	A	Florida St.	70 75	50	H	Clemson	54 51	79	H	Duke	63 51
20	N	Florida St.	69 62					87	H	Radford	75 58
								96	A	Virginia	66 38
								100	H	Old Dominion	85 56

N
C
S
t
a
t
e

Non-Div I Games:

NC State

Loss, Non-Conf, S Site, H Home A Away N Neutral

Average RPI Win:	316	WON-LOST	WINNING	LAST 10	STRENGTH OF	OPP. STRENGTH	TEAM	ADJ.	CONF.	ADJ CONF.
Average RPI Loss:	189	RECORD	PCT. RANK	GAMES	SCHEDULE	OF SCHEDULE	RPI	RPI	RPI	RPI
DIV. I ONLY	6- 24	321	0- 1	263	305	323	323	24	24	
DIV. I NON-CONF.	3- 10	278	0- 0	277	343	314	314	26	26	
TOTALS	RPI 1-25	RPI 26-50	W-L RECORDS	RPI 51-100	RPI 101-150	RPI 150+				
6- 24	0- 0	0- 0	OVERALL	0- 6	0- 1	6- 17				
3- 10	0- 0	0- 0	HOME	0- 2	0- 1	3- 7				
3- 14	0- 0	0- 0	AWAY	0- 4	0- 0	3- 10				
0- 0	0- 0	0- 0	NEUTRAL	0- 0	0- 0	0- 0				
3- 10	0- 0	0- 0	NON-CONFERENCE	0- 3	0- 1	3- 6				
1- 4	0- 0	0- 0	HOME	0- 1	0- 1	1- 2				
2- 6	0- 0	0- 0	AWAY	0- 2	0- 0	2- 4				
0- 0	0- 0	0- 0	NEUTRAL	0- 0	0- 0	0- 0				
3- 14	0- 0	0- 0	CONFERENCE	0- 3	0- 0	3- 11				
2- 6	0- 0	0- 0	HOME	0- 1	0- 0	2- 5				
1- 8	0- 0	0- 0	AWAY	0- 2	0- 0	1- 6				
0- 0	0- 0	0- 0	NEUTRAL	0- 0	0- 0	0- 0				

RPI S	Opponent	Score	RPI S	Opponent	Score	RPI S	Opponent	Score	RPI S	Opponent	Score	Team's RPI: 323
						57	A Penn	42 85	104	H Hartford	53 84	
						61	A FGCU	45 58	171	A Rider	46 67	
						61	A FGCU	42 61	186	A Liberty	47 58	
						61	H FGCU	35 67	186	H Liberty	39 58	
						77	H Kent St.	40 57	198	A North Ala.	60 72	
						81	A West Virginia	50 95	198	H North Ala.	54 77	
									209	A Stetson	48 74	
									209	H Stetson	47 56	
									228	A Howard	57 77	
									233	A North Florida	46 54	
									233	H North Florida	59 78	
									234	A Jacksonville	55 69	
									234	H Jacksonville	56 61	
									240	H Southeast Mo. St.	58 68	
									246	A Colgate	71 53	
									278	H Vermont	63 71	
									297	A Kennesaw St.	47 70	
									297	H Kennesaw St.	66 60	
									330	A Lipscomb	69 53	
									330	H Lipscomb	80 67	
									342	H Western Caro.	79 71	
									344	A Fairleigh Dickinson	43 64	
									347	A Saint Peter's	57 70	
									351	A LIU Brooklyn	72 51	
LAST 12 Division I GAMES:												
61	A FGCU	45 58	233	H North Florida	59 78							
233	A North Florida	46 54	61	A FGCU	42 61							
186	H Liberty	39 58	297	A Kennesaw St.	47 70							
330	A Lipscomb	69 53	186	A Liberty	47 58							
234	A Jacksonville	55 69	61	H FGCU	35 67							
209	H Stetson	47 56	198	H North Ala.	54 77							

Non-Div I Games:

NJIT

■ Loss,
 ■ Non-Conf,
 ■ S Site,
 ■ Home
 ■ A Away
 N Neutral

Average RPI Win: 239	WON-LOST	WINNING	LAST 10	STRENGTH OF	OPP. STRENGTH	TEAM	ADJ.	CONF.	ADJ CONF.
Average RPI Loss: 173	RECORD	PCT. RANK	GAMES	SCHEDULE	OF SCHEDULE	RPI	RPI	RPI	RPI
DIV. I ONLY	9- 19	266	0- 1	176	262	255	255	18	18
DIV. I NON-CONF.	4- 5	190	0- 0	129	326	177	177	21	21
TOTALS	RPI 1-25	RPI 26-50	W-L RECORDS	RPI 51-100	RPI 101-150	RPI 150+			
9- 19	0- 0	0- 2	OVERALL	0- 3	0- 3	9- 11			
5- 8	0- 0	0- 1	HOME	0- 2	0- 2	5- 3			
4- 11	0- 0	0- 1	AWAY	0- 1	0- 1	4- 8			
0- 0	0- 0	0- 0	NEUTRAL	0- 0	0- 0	0- 0			
4- 5	0- 0	0- 0	NON-CONFERENCE	0- 1	0- 1	4- 3			
2- 2	0- 0	0- 0	HOME	0- 1	0- 1	2- 0			
2- 3	0- 0	0- 0	AWAY	0- 0	0- 0	2- 3			
0- 0	0- 0	0- 0	NEUTRAL	0- 0	0- 0	0- 0			
5- 14	0- 0	0- 2	CONFERENCE	0- 2	0- 2	5- 8			
3- 6	0- 0	0- 1	HOME	0- 1	0- 1	3- 3			
2- 8	0- 0	0- 1	AWAY	0- 1	0- 1	2- 5			
0- 0	0- 0	0- 0	NEUTRAL	0- 0	0- 0	0- 0			

RPI 1-25				RPI 26-50				RPI 51-100				RPI 101+				Team's RPI: 255	
RPI	S	Opponent	Score	RPI	S	Opponent	Score	RPI	S	Opponent	Score	RPI	S	Opponent	Score		
				42	A	Bucknell	48 90	57	H	Penn	61 65	120	H	Marist	48 72		
				42	H	Bucknell	43 77	78	A	American	44 69	126	A	Lehigh	55 66		
								78	H	American	45 58	126	H	Lehigh	38 56		
												171	A	Rider	66 60		
												174	A	Boston U.	55 66		
												174	H	Boston U.	35 49		
												175	A	Colorado	43 59		
												176	A	Holy Cross	44 47		
												176	H	Holy Cross	54 47		
												197	H	N.C. A&T	72 49		
												219	A	Monmouth	67 68		
												236	H	Saint Joseph's	49 48		
												246	A	Colgate	62 49		
												246	H	Colgate	67 52		
												265	A	Loyola Maryland	58 46		
												265	A	Loyola Maryland	45 58		
												265	H	Loyola Maryland	50 55		
												277	A	Norfolk St.	58 65		
												291	A	Army West Point	52 55		
												291	H	Army West Point	48 60		
												295	A	Air Force	54 47		
												317	A	Lafayette	42 55		
												317	H	Lafayette	65 53		
LAST 12 Division I GAMES:																	
				265	A	Loyola Maryland	45 58	291	H	Army West Point	48 60						
				78	A	American	44 69	176	A	Holy Cross	44 47						
				265	H	Loyola Maryland	50 55	246	H	Colgate	67 52						
				42	A	Bucknell	48 90	126	A	Lehigh	55 66						
				174	A	Boston U.	55 66	42	H	Bucknell	43 77						
				317	H	Lafayette	65 53	174	H	Boston U.	35 49						

Non-Div I Games: Catholic 81 36

Navy

■ Loss,
 ■ Non-Conf,
 ■ S Site,
 ■ Home
 ■ A Away
 N Neutral

Nebraska

Through Games Of March 11, 2019

Average RPI Win:	143	WON-LOST	WINNING	LAST 10	STRENGTH OF	OPP. STRENGTH	TEAM	ADJ.	CONF.	ADJ CONF.
Average RPI Loss:	56	RECORD	PCT. RANK	GAMES	SCHEDULE	OF SCHEDULE	RPI	RPI	RPI	RPI
DIV. I ONLY	14- 16	194	0- 1	24	33	94	94	4	4	
DIV. I NON-CONF.	5- 6	177	0- 0	99	19	144	144	6	6	
TOTALS	RPI 1-25	RPI 26-50	W-L RECORDS	RPI 51-100	RPI 101-150	RPI 150+				
14- 16	0- 7	2- 3	OVERALL	3- 3	4- 1	5- 2				
8- 6	0- 3	2- 2	HOME	1- 0	1- 1	4- 0				
5- 9	0- 4	0- 1	AWAY	1- 2	3- 0	1- 2				
1- 1	0- 0	0- 0	NEUTRAL	1- 1	0- 0	0- 0				
5- 6	0- 3	0- 0	NON-CONFERENCE	1- 2	0- 0	4- 1				
4- 1	0- 1	0- 0	HOME	0- 0	0- 0	4- 0				
0- 5	0- 2	0- 0	AWAY	0- 2	0- 0	0- 1				
1- 0	0- 0	0- 0	NEUTRAL	1- 0	0- 0	0- 0				
9- 10	0- 4	2- 3	CONFERENCE	2- 1	4- 1	1- 1				
4- 5	0- 2	2- 2	HOME	1- 0	1- 1	0- 0				
5- 4	0- 2	0- 1	AWAY	1- 0	3- 0	1- 1				
0- 1	0- 0	0- 0	NEUTRAL	0- 1	0- 0	0- 0				

RPI 1-25				RPI 26-50				RPI 51-100				Team's RPI: 94		RPI 101+			
RPI	S	Opponent	Score	RPI	S	Opponent	Score	RPI	S	Opponent	Score		RPI	S	Opponent	Score	
3	A	Louisville	68 85	27	H	Rutgers	56 62	66	A	Arkansas	80 84		101	A	Ohio St.	78 69	
7	A	Iowa	71 77	41	H	Michigan St.	82 71	87	N	Radford	77 39		108	H	Minnesota	63 57	
7	H	Iowa	58 74	44	A	Michigan	61 67	89	A	Purdue	84 64		113	A	Northwestern	71 64	
14	A	Maryland	63 89	44	H	Michigan	70 56	89	H	Purdue	67 61		113	H	Northwestern	54 58	
14	H	Maryland	63 81	45	H	Indiana	78 82	89	N	Purdue	71 75		147	A	Penn St.	79 74	
16	H	Drake	77 83					92	A	Creighton	65 74		153	H	Kansas	58 52	
18	A	Miami (FL)	68 82										159	A	Washington St.	84 87	

Non-Div I Games:

Nebraska

■ Loss,
■ Non-Conf, S Site,
■ Home
■ Away
N Neutral

Nevada

Through Games Of March 11, 2019

Average RPI Win: 253	WON-LOST	WINNING	LAST 10	STRENGTH OF	OPP. STRENGTH	TEAM	ADJ.	CONF.	ADJ CONF.
Average RPI Loss: 122	RECORD	PCT. RANK	GAMES	SCHEDULE	OF SCHEDULE	RPI	RPI	RPI	RPI
DIV. I ONLY	11- 19	241	1- 0	180	139	245	245	15	15
DIV. I NON-CONF.	3- 7	256	0- 0	224	121	284	284	13	13
TOTALS	RPI 1-25	RPI 26-50	W-L RECORDS	RPI 51-100	RPI 101-150	RPI 150+			
11- 19	0- 0	0- 3	OVERALL	0- 6	1- 3	10- 7			
6- 9	0- 0	0- 1	HOME	0- 4	0- 2	6- 2			
4- 7	0- 0	0- 1	AWAY	0- 1	1- 0	3- 5			
1- 3	0- 0	0- 1	NEUTRAL	0- 1	0- 1	1- 0			
3- 7	0- 0	0- 0	NON-CONFERENCE	0- 3	0- 2	3- 2			
2- 4	0- 0	0- 0	HOME	0- 2	0- 1	2- 1			
1- 1	0- 0	0- 0	AWAY	0- 0	0- 0	1- 1			
0- 2	0- 0	0- 0	NEUTRAL	0- 1	0- 1	0- 0			
8- 12	0- 0	0- 3	CONFERENCE	0- 3	1- 1	7- 5			
4- 5	0- 0	0- 1	HOME	0- 2	0- 1	4- 1			
3- 6	0- 0	0- 1	AWAY	0- 1	1- 0	2- 4			
1- 1	0- 0	0- 1	NEUTRAL	0- 0	0- 0	1- 0			

RPI 1-25				RPI 26-50				RPI 51-100				RPI 101+				Team's RPI: 245	
RPI	S	Opponent	Score	RPI	S	Opponent	Score	RPI	S	Opponent	Score	RPI	S	Opponent	Score		
				46	A	Boise St.	65 80	52	H	Southern California	51 72	119	A	Fresno St.	57 41		
				46	H	Boise St.	74 75	53	A	New Mexico	74 85	119	H	Fresno St.	63 79		
				46	N	Boise St.	67 72	53	H	New Mexico	64 66	123	N	Northern Ill.	69 98		
								60	H	Wyoming	51 55	142	H	Texas Tech	67 86		
								83	N	UC Davis	68 84	163	A	Santa Clara	48 56		
								93	H	Utah	52 74	175	H	Colorado	52 65		
												179	A	Utah St.	76 79		
												179	H	Utah St.	59 71		
												199	H	Hawaii	79 78		
												200	A	UNLV	58 67		
												200	H	UNLV	70 62		
												202	A	San Diego St.	61 64		
												202	H	San Diego St.	74 69		
												275	A	Long Beach St.	76 67		
												279	A	Colorado St.	62 38		
												279	H	Colorado St.	68 57		
												295	A	Air Force	74 79		
												295	H	Air Force	79 54		
												298	A	San Jose St.	52 49		
												298	N	San Jose St.	78 68		
												338	H	Seattle U	67 54		
LAST 12 Division I GAMES:																	
				298	N	San Jose St.	78 68	200	A	UNLV	58 67						
				46	N	Boise St.	67 72	119	A	Fresno St.	57 41						
				123	N	Northern Ill.	69 98	202	H	San Diego St.	74 69						
				202	A	San Diego St.	61 64	60	H	Wyoming	51 55						
				295	H	Air Force	79 54	53	A	New Mexico	74 85						
				179	H	Utah St.	59 71	279	H	Colorado St.	68 57						

Non-Div I Games: Stanislaus St. 75 52

Nevada

■ Loss,
 ■ Non-Conf,
 ■ S Site,
 ■ Home
 ■ Away
 N Neutral

New Hampshire

Through Games Of March 11, 2019

Average RPI Win:	274	WON-LOST	WINNING	LAST 10	STRENGTH OF	OPP. STRENGTH	TEAM	ADJ.	CONF.	ADJ CONF.
Average RPI Loss:	184	RECORD	PCT. RANK	GAMES	SCHEDULE	OF SCHEDULE	RPI	RPI	RPI	RPI
DIV. I ONLY	5- 24	329	0- 1	218	276	316	316	23	23	
DIV. I NON-CONF.	2- 10	311	0- 0	212	295	323	323	24	24	
TOTALS	RPI 1-25	RPI 26-50	W-L RECORDS	RPI 51-100	RPI 101-150	RPI 150+				
5- 24	0- 0	0- 0	OVERALL	0- 4	0- 7	5- 13				
3- 10	0- 0	0- 0	HOME	0- 2	0- 2	3- 6				
2- 14	0- 0	0- 0	AWAY	0- 2	0- 5	2- 7				
0- 0	0- 0	0- 0	NEUTRAL	0- 0	0- 0	0- 0				
2- 10	0- 0	0- 0	NON-CONFERENCE	0- 1	0- 3	2- 6				
2- 3	0- 0	0- 0	HOME	0- 1	0- 0	2- 2				
0- 7	0- 0	0- 0	AWAY	0- 0	0- 3	0- 4				
0- 0	0- 0	0- 0	NEUTRAL	0- 0	0- 0	0- 0				
3- 14	0- 0	0- 0	CONFERENCE	0- 3	0- 4	3- 7				
1- 7	0- 0	0- 0	HOME	0- 1	0- 2	1- 4				
2- 7	0- 0	0- 0	AWAY	0- 2	0- 2	2- 3				
0- 0	0- 0	0- 0	NEUTRAL	0- 0	0- 0	0- 0				

RPI S	Opponent	Score	RPI S	Opponent	Score	RPI S	Opponent	Score	RPI S	Opponent	Score	Team's RPI: 316
						51	H Princeton	42 90	102	A Northeastern	54 69	
						59	A Maine	36 69	104	A Hartford	49 56	
						59	A Maine	46 67	104	H Hartford	48 66	
						59	H Maine	45 69	108	A Minnesota	47 70	
									114	A South Fla.	36 79	
									138	A Stony Brook	37 67	
									138	H Stony Brook	63 82	
									174	A Boston U.	39 60	
									176	H Holy Cross	74 62	
									180	H Sacred Heart	60 71	
									211	H Dartmouth	42 62	
									235	A Albany (NY)	41 59	
									235	H Albany (NY)	53 78	
									251	A Binghamton	54 53	
									251	H Binghamton	62 71	
									278	A Vermont	60 69	
									278	H Vermont	50 51	
									281	A Brown	70 76	
									293	H Bryant	79 74	
									305	A UMBC	62 64	
									305	H UMBC	47 55	
									319	A North Dakota St.	51 56	
									326	A UMass Lowell	56 53	
									326	H UMass Lowell	54 46	
									327	A Central Conn. St.	47 56	
LAST 12 Division I GAMES:												
			59	A Maine	36 69		251	A Binghamton	54 53			
			305	H UMBC	47 55		326	H UMass Lowell	54 46			
			235	H Albany (NY)	53 78		59	H Maine	45 69			
			104	A Hartford	49 56		235	A Albany (NY)	41 59			
			138	A Stony Brook	37 67		305	A UMBC	62 64			
			278	H Vermont	50 51		104	H Hartford	48 66			

Non-Div I Games: U New England 68 44

New Hampshire

Loss, Non-Conf, S Site, H Home A Away N Neutral

Non-Conference				Through Games Of March 11, 2013						
Average RPI Win:	189	WON-LOST	WINNING	LAST 10	STRENGTH OF	OPP. STRENGTH	TEAM	ADJ.	CONF.	ADJ CONF.
Average RPI Loss:	136	RECORD	PCT. RANK	GAMES	SCHEDULE	OF SCHEDULE	RPI	RPI	RPI	RPI
DIV. I ONLY	24- 6	29	0- 1	153	144	53	53	15	15	
DIV. I NON-CONF.	10- 1	17	0- 0	65	180	22	22	13	13	

TOTALS	RPI 1-25	RPI 26-50		W-L RECORDS		RPI 51-100		RPI 101-150		RPI 150+
24- 6	0- 0	0- 2		OVERALL		3- 0		5- 1		16- 3
16- 1	0- 0	0- 1		HOME		2- 0		3- 0		11- 0
8- 4	0- 0	0- 1		AWAY		1- 0		2- 1		5- 2
0- 1	0- 0	0- 0		NEUTRAL		0- 0		0- 0		0- 1
10- 1	0- 0	0- 1		NON-CONFERENCE		1- 0		4- 0		5- 0
7- 1	0- 0	0- 1		HOME		1- 0		2- 0		4- 0
3- 0	0- 0	0- 0		AWAY		0- 0		2- 0		1- 0
0- 0	0- 0	0- 0		NEUTRAL		0- 0		0- 0		0- 0
14- 5	0- 0	0- 1		CONFERENCE		2- 0		1- 1		11- 3
9- 0	0- 0	0- 0		HOME		1- 0		1- 0		7- 0
5- 4	0- 0	0- 1		AWAY		1- 0		0- 1		4- 2
0- 1	0- 0	0- 0		NEUTRAL		0- 0		0- 0		0- 1

[illegible]

Non-Div I Games:

New Mexico

Loss, Non-Conf, S Site, H Home A Away N Neutral

Average RPI Win:	277	WON-LOST	WINNING	LAST 10	STRENGTH OF	OPP. STRENGTH	TEAM	ADJ.	CONF.	ADJ CONF.
Average RPI Loss:	143	RECORD	PCT. RANK	GAMES	SCHEDULE	OF SCHEDULE	RPI	RPI	RPI	RPI
DIV. I ONLY	21- 6	38	1- 0	315	333	134	134	31	31	
DIV. I NON-CONF.	6- 5	143	1- 0	192	305	158	158	30	30	
TOTALS	RPI 1-25	RPI 26-50	W-L RECORDS	RPI 51-100	RPI 101-150	RPI 150+				
21- 6	0- 0	0- 0	OVERALL	0- 2	0- 2	21- 2				
9- 2	0- 0	0- 0	HOME	0- 1	0- 1	9- 0				
11- 3	0- 0	0- 0	AWAY	0- 1	0- 0	11- 2				
1- 1	0- 0	0- 0	NEUTRAL	0- 0	0- 1	1- 0				
6- 5	0- 0	0- 0	NON-CONFERENCE	0- 2	0- 2	6- 1				
1- 2	0- 0	0- 0	HOME	0- 1	0- 1	1- 0				
4- 2	0- 0	0- 0	AWAY	0- 1	0- 0	4- 1				
1- 1	0- 0	0- 0	NEUTRAL	0- 0	0- 1	1- 0				
15- 1	0- 0	0- 0	CONFERENCE	0- 0	0- 0	15- 1				
8- 0	0- 0	0- 0	HOME	0- 0	0- 0	8- 0				
7- 1	0- 0	0- 0	AWAY	0- 0	0- 0	7- 1				
0- 0	0- 0	0- 0	NEUTRAL	0- 0	0- 0	0- 0				

RPI 1-25				RPI 26-50				RPI 51-100				RPI 101+				Team's RPI: 134	
RPI	S	Opponent	Score	RPI	S	Opponent	Score	RPI	S	Opponent	Score	RPI	S	Opponent	Score		
								53	A	New Mexico	58	83	116	N	South Alabama	67	68
								53	H	New Mexico	50	75	144	H	Abilene Christian	46	58
												152	A	UC Riverside	64	65	
												165	H	Denver	66	64	
												215	A	California Baptist	92	64	
												215	H	California Baptist	76	69	
												229	A	UTRGV	70	67	
												229	H	UTRGV	71	63	
												242	A	UMKC	90	86	
												242	H	UMKC	68	61	
												262	A	Western Mich.	66	54	
												267	A	UTEP	69	65	
												273	A	A&M-Corpus Christi	67	65	
												276	A	CSU Bakersfield	61	59	
												276	H	CSU Bakersfield	61	48	
												287	A	Utah Valley	72	63	
												287	H	Utah Valley	58	52	
												290	A	UC Santa Barbara	81	73	
												338	A	Seattle U	83	72	
												338	H	Seattle U	75	55	
												341	A	Grand Canyon	51	54	
												341	H	Grand Canyon	81	52	
												349	A	Chicago St.	87	66	
												349	H	Chicago St.	77	54	
												350	N	Alcorn	82	64	
LAST 12 Division I GAMES:																	
				350	N	Alcorn	82	64				287	A	Utah Valley	72	63	
				215	A	California Baptist	92	64				341	H	Grand Canyon	81	52	
				349	H	Chicago St.	77	54				276	H	CSU Bakersfield	61	48	
				242	H	UMKC	68	61				349	A	Chicago St.	87	66	
				229	A	UTRGV	70	67				242	A	UMKC	90	86	
				338	A	Seattle U	83	72				229	H	UTRGV	71	63	

Non-Div I Games: Tex. Permian Basin 70 38 Northern N.M. 101 51

New Mexico St.

Loss, Non-Conf, S Site, H Home A Away N Neutral

New Orleans

Through Games Of March 11, 2019

Average RPI Win:	301	WON-LOST	WINNING	LAST 10	STRENGTH OF	OPP. STRENGTH	TEAM	ADJ.	CONF.	ADJ CONF.
Average RPI Loss:	176	RECORD	PCT. RANK	GAMES	SCHEDULE	OF SCHEDULE	RPI	RPI	RPI	RPI
DIV. I ONLY	9- 15	240	0- 0	322	273	282	282	25	25	
DIV. I NON-CONF.	1- 5	311	0- 0	189	62	254	254	23	23	
TOTALS	RPI 1-25	RPI 26-50	W-L RECORDS	RPI 51-100	RPI 101-150	RPI 150+				
9- 15	0- 1	0- 1	OVERALL	0- 2	0- 2	9- 9				
5- 5	0- 0	0- 0	HOME	0- 1	0- 1	5- 3				
4- 10	0- 1	0- 1	AWAY	0- 1	0- 1	4- 6				
0- 0	0- 0	0- 0	NEUTRAL	0- 0	0- 0	0- 0				
1- 5	0- 1	0- 1	NON-CONFERENCE	0- 0	0- 1	1- 2				
0- 1	0- 0	0- 0	HOME	0- 0	0- 0	0- 1				
1- 4	0- 1	0- 1	AWAY	0- 0	0- 1	1- 1				
0- 0	0- 0	0- 0	NEUTRAL	0- 0	0- 0	0- 0				
8- 10	0- 0	0- 0	CONFERENCE	0- 2	0- 1	8- 7				
5- 4	0- 0	0- 0	HOME	0- 1	0- 1	5- 2				
3- 6	0- 0	0- 0	AWAY	0- 1	0- 0	3- 5				
0- 0	0- 0	0- 0	NEUTRAL	0- 0	0- 0	0- 0				

RPI S	Opponent	Score	RPI S	Opponent	Score	RPI S	Opponent	Score	RPI S	Opponent	Score	Team's RPI: 282
18	A Miami (FL)	38 78	35	A Rice	56 67	54	H Lamar University	57 79	127	A Pittsburgh	38 90	
						62	A SFA	38 97	144	H Abilene Christian	52 59	
									156	A Nicholls St.	58 66	
									156	H Nicholls St.	62 76	
									172	A Sam Houston St.	62 86	
									214	A Xavier	45 61	
									232	A Memphis	66 59	
									273	A A&M-Corpus Christi	51 57	
									273	H A&M-Corpus Christi	56 54	
									286	H Central Ark.	60 62	
									300	H La.-Monroe	44 57	
									307	A Incarnate Word	69 81	
									307	H Incarnate Word	58 55	
									312	A McNeese	64 60	
									312	H McNeese	88 76	
									315	A Northwestern St.	67 62	
									315	H Northwestern St.	84 73	
									322	A Southeastern La.	61 58	
									322	H Southeastern La.	46 45	
									332	A Houston Baptist	74 83	
LAST 12 Division I GAMES:												
322	H	Southeastern La.	46	45	156	H	Nicholls St.	62	76			
156	A	Nicholls St.	58	66	315	H	Northwestern St.	84	73			
172	A	Sam Houston St.	62	86	307	H	Incarnate Word	58	55			
312	A	McNeese	64	60	315	A	Northwestern St.	67	62			
322	A	Southeastern La.	61	58	307	A	Incarnate Word	69	81			
273	H	A&M-Corpus Christi	56	54	286	H	Central Ark.	60	62			

Non-Div I Games: Dillard 68 59 Centenary (LA) 104 42 Trinity Baptist 93 38

New Orleans

Loss, Non-Conf, S Site, H Home A Away N Neutral

Niagara

Through Games Of March 11, 2019

Average RPI Win:	297	WON-LOST	WINNING	LAST 10	STRENGTH OF	OPP. STRENGTH	TEAM	ADJ.	CONF.	ADJ CONF.
Average RPI Loss:	161	RECORD	PCT. RANK	GAMES	SCHEDULE	OF SCHEDULE	RPI	RPI	RPI	RPI
DIV. I ONLY	12- 19	236	0- 1	273	247	271	271	26	26	
DIV. I NON-CONF.	4- 8	241	0- 0	197	144	255	255	27	27	
TOTALS	RPI 1-25	RPI 26-50	W-L RECORDS	RPI 51-100	RPI 101-150	RPI 150+				
12- 19	0- 2	0- 3	OVERALL	0- 1	0- 3	12- 10				
8- 6	0- 0	0- 1	HOME	0- 0	0- 1	8- 4				
3- 11	0- 2	0- 2	AWAY	0- 1	0- 1	3- 5				
1- 2	0- 0	0- 0	NEUTRAL	0- 0	0- 1	1- 1				
4- 8	0- 2	0- 1	NON-CONFERENCE	0- 1	0- 1	4- 3				
3- 2	0- 0	0- 0	HOME	0- 0	0- 0	3- 2				
0- 5	0- 2	0- 1	AWAY	0- 1	0- 0	0- 1				
1- 1	0- 0	0- 0	NEUTRAL	0- 0	0- 1	1- 0				
8- 11	0- 0	0- 2	CONFERENCE	0- 0	0- 2	8- 7				
5- 4	0- 0	0- 1	HOME	0- 0	0- 1	5- 2				
3- 6	0- 0	0- 1	AWAY	0- 0	0- 1	3- 4				
0- 1	0- 0	0- 0	NEUTRAL	0- 0	0- 0	0- 1				

RPI 1-25				RPI 26-50				RPI 51-100				RPI 101+ Team's RPI: 271			
RPI	S	Opponent	Score	RPI	S	Opponent	Score	RPI	S	Opponent	Score	RPI	S	Opponent	Score
10	A	Syracuse	45 94	38	A	Buffalo	61 88	81	A	West Virginia	32 84	120	A	Marist	69 82
11	A	Iowa St.	35 95	39	A	Quinnipiac	42 62					120	H	Marist	58 87
				39	H	Quinnipiac	55 96					137	N	Yale	64 67
												171	H	Rider	64 79
												219	A	Monmouth	54 76
												219	H	Monmouth	81 88
												228	H	Howard	61 68
												236	A	Saint Joseph's	54 68
												246	H	Colgate	74 69
												251	H	Binghamton	79 72
												261	H	St. Bonaventure	48 76
												264	A	Manhattan	58 54
												264	H	Manhattan	61 51
												274	A	Siena	61 67
												283	A	Fairfield	54 55
												283	H	Fairfield	71 68
												283	N	Fairfield	69 74
												288	A	Canisius	51 52
												288	H	Canisius	74 52
												311	N	Morgan St.	67 57
												314	H	Coppin St.	71 69
												324	A	Iona	58 46
												324	H	Iona	72 53
												347	A	Saint Peter's	75 66
												347	H	Saint Peter's	81 57
LAST 12 Division I GAMES:															
				283	N	Fairfield	69 74					219	H	Monmouth	81 88
				311	N	Morgan St.	67 57					274	A	Siena	61 67
				137	N	Yale	64 67					288	H	Canisius	74 52
				120	A	Marist	69 82					283	A	Fairfield	54 55
				288	A	Canisius	51 52					39	A	Quinnipiac	42 62
				171	H	Rider	64 79					324	H	Iona	72 53

Non-Div I Games:

Niagara

■ Loss,
 ■ Non-Conf, S Site,
 ■ Home
 ■ Away
 N Neutral

Average RPI Win:	292	WON-LOST	WINNING	LAST 10	STRENGTH OF	OPP. STRENGTH	TEAM	ADJ.	CONF.	ADJ CONF.
Average RPI Loss:	117	RECORD	PCT. RANK	GAMES	SCHEDULE	OF SCHEDULE	RPI	RPI	RPI	RPI
DIV. I ONLY	18- 10	98	0- 1	321	258	156	156	25	25	
DIV. I NON-CONF.	4- 6	212	0- 1	188	95	164	164	23	23	
TOTALS	RPI 1-25	RPI 26-50	W-L RECORDS	RPI 51-100	RPI 101-150	RPI 150+				
18- 10	0- 1	0- 1	OVERALL	0- 3	0- 2	18- 3				
9- 1	0- 0	0- 0	HOME	0- 0	0- 0	9- 1				
8- 8	0- 1	0- 1	AWAY	0- 3	0- 1	8- 2				
1- 1	0- 0	0- 0	NEUTRAL	0- 0	0- 1	1- 0				
4- 6	0- 1	0- 1	NON-CONFERENCE	0- 1	0- 1	4- 2				
1- 0	0- 0	0- 0	HOME	0- 0	0- 0	1- 0				
2- 5	0- 1	0- 1	AWAY	0- 1	0- 0	2- 2				
1- 1	0- 0	0- 0	NEUTRAL	0- 0	0- 1	1- 0				
14- 4	0- 0	0- 0	CONFERENCE	0- 2	0- 1	14- 1				
8- 1	0- 0	0- 0	HOME	0- 0	0- 0	8- 1				
6- 3	0- 0	0- 0	AWAY	0- 2	0- 1	6- 0				
0- 0	0- 0	0- 0	NEUTRAL	0- 0	0- 0	0- 0				

RPI 1-25				RPI 26-50				RPI 51-100				RPI 101+ Team's RPI: 156			
RPI	S	Opponent	Score	RPI	S	Opponent	Score	RPI	S	Opponent	Score	RPI	S	Opponent	Score
2	A	Baylor	39 100	49	A	Auburn	59 80	54	A	Lamar University	65 78	128	N	Delaware	56 71
								62	A	SFA	62 70	144	A	Abilene Christian	66 76
								86	A	LSU	44 76	162	A	Texas St.	67 72
												167	A	Tulane	46 71
												172	H	Sam Houston St.	84 81
												222	N	Texas Southern	58 57
												267	A	UTEP	58 56
												273	H	A&M-Corpus Christi	85 55
												282	A	New Orleans	76 62
												282	H	New Orleans	66 58
												286	A	Central Ark.	64 60
												286	H	Central Ark.	68 52
												300	A	La.-Monroe	55 54
												307	H	Incarinate Word	86 62
												312	A	McNeese	78 55
												312	H	McNeese	68 69
												315	A	Northwestern St.	89 67
												315	H	Northwestern St.	97 86
												322	A	Southeastern La.	73 66
												322	H	Southeastern La.	72 55
												328	H	Mississippi Val.	72 47
												332	A	Houston Baptist	58 55
												332	H	Houston Baptist	77 54
LAST 12 Division I GAMES:															
128	N	Delaware	56 71	286	H	Central Ark.	68 52								
162	A	Texas St.	67 72	172	H	Sam Houston St.	84 81								
322	H	Southeastern La.	72 55	332	A	Houston Baptist	58 55								
315	A	Northwestern St.	89 67	144	A	Abilene Christian	66 76								
282	H	New Orleans	66 58	282	A	New Orleans	76 62								
312	A	McNeese	78 55	322	A	Southeastern La.	73 66								

Non-Div I Games: Southern-N.O. 86 49 William Carey 86 45

Nicholls St.

Loss, Non-Conf, S Site, H Home A Away N Neutral

Average RPI Win:	298	WON-LOST	WINNING	LAST 10	STRENGTH OF	OPP. STRENGTH	TEAM	ADJ.	CONF.	ADJ CONF.
Average RPI Loss:	205	RECORD	PCT. RANK	GAMES	SCHEDULE	OF SCHEDULE	RPI	RPI	RPI	RPI
DIV. I ONLY	13- 14	188	1- 0	341	326	277	277	32	32	
DIV. I NON-CONF.	3- 8	267	1- 0	273	178	296	296	32	32	
TOTALS	RPI 1-25	RPI 26-50	W-L RECORDS	RPI 51-100	RPI 101-150	RPI 150+				
13- 14	0- 0	0- 0	OVERALL	0- 2	0- 1	13- 11				
7- 5	0- 0	0- 0	HOME	0- 0	0- 0	7- 5				
5- 9	0- 0	0- 0	AWAY	0- 2	0- 1	5- 6				
1- 0	0- 0	0- 0	NEUTRAL	0- 0	0- 0	1- 0				
3- 8	0- 0	0- 0	NON-CONFERENCE	0- 2	0- 1	3- 5				
2- 2	0- 0	0- 0	HOME	0- 0	0- 0	2- 2				
0- 6	0- 0	0- 0	AWAY	0- 2	0- 1	0- 3				
1- 0	0- 0	0- 0	NEUTRAL	0- 0	0- 0	1- 0				
10- 6	0- 0	0- 0	CONFERENCE	0- 0	0- 0	10- 6				
5- 3	0- 0	0- 0	HOME	0- 0	0- 0	5- 3				
5- 3	0- 0	0- 0	AWAY	0- 0	0- 0	5- 3				
0- 0	0- 0	0- 0	NEUTRAL	0- 0	0- 0	0- 0				

RPI S	Opponent	Score	RPI S	Opponent	Score	RPI S	Opponent	Score	RPI S	Opponent	Score	Team's RPI: 277
						99	A High Point	51 83	126	A Lehigh	41 62	
						100	A Old Dominion	53 69	151	A Wake Forest	61 63	
									161	H William & Mary	44 55	
									186	N Liberty	66 53	
									197	H N.C. A&T	44 49	
									207	H Campbell	49 57	
									210	H UMES	43 59	
									223	A Bethune-Cookman	58 65	
									223	H Bethune-Cookman	57 50	
									228	A Howard	70 74	
									228	H Howard	74 59	
									237	A Ole Miss	42 60	
									255	H Navy	65 58	
									284	A La Salle	52 62	
									301	A South Carolina St.	57 50	
									311	A Morgan St.	64 49	
									314	A Coppin St.	68 63	
									314	H Coppin St.	51 54	
									336	H N.C. Central	62 48	
									337	A Delaware St.	56 59	
									337	H Delaware St.	63 50	
									340	H Longwood	74 42	
									345	A Savannah St.	78 42	
									346	A Florida A&M	69 45	
									346	H Florida A&M	60 58	
LAST 12 Division I GAMES:												
			186	N Liberty	66 53		336	H N.C. Central	62 48			
			228	H Howard	74 59		346	A Florida A&M	69 45			
			337	A Delaware St.	56 59		223	A Bethune-Cookman	58 65			
			314	H Coppin St.	51 54		228	A Howard	70 74			
			311	A Morgan St.	64 49		210	H UMES	43 59			
			197	H N.C. A&T	44 49		301	A South Carolina St.	57 50			

Non-Div I Games: Cheyney 93 40 Saint Augustine's 71 38

Norfolk St.

■ Loss,
 ■ Non-Conf,
 ■ S Site,
 ■ Home
 ■ A Away
 N Neutral

Average RPI Win:	275	WON-LOST	WINNING	LAST 10	STRENGTH OF	OPP. STRENGTH	TEAM	ADJ.	CONF.	ADJ CONF.
Average RPI Loss:	181	RECORD	PCT. RANK	GAMES	SCHEDULE	OF SCHEDULE	RPI	RPI	RPI	RPI
DIV. I ONLY	15- 8	94	0- 1	346	271	198	198	24	24	
DIV. I NON-CONF.	5- 1	37	0- 0	351	247	191	191	26	26	
TOTALS	RPI 1-25	RPI 26-50	W-L RECORDS	RPI 51-100	RPI 101-150	RPI 150+				
15- 8	0- 0	0- 0	OVERALL	0- 2	0- 0	15- 6				
7- 3	0- 0	0- 0	HOME	0- 1	0- 0	7- 2				
6- 5	0- 0	0- 0	AWAY	0- 1	0- 0	6- 4				
2- 0	0- 0	0- 0	NEUTRAL	0- 0	0- 0	2- 0				
5- 1	0- 0	0- 0	NON-CONFERENCE	0- 0	0- 0	5- 1				
1- 0	0- 0	0- 0	HOME	0- 0	0- 0	1- 0				
2- 1	0- 0	0- 0	AWAY	0- 0	0- 0	2- 1				
2- 0	0- 0	0- 0	NEUTRAL	0- 0	0- 0	2- 0				
10- 7	0- 0	0- 0	CONFERENCE	0- 2	0- 0	10- 5				
6- 3	0- 0	0- 0	HOME	0- 1	0- 0	6- 2				
4- 4	0- 0	0- 0	AWAY	0- 1	0- 0	4- 3				
0- 0	0- 0	0- 0	NEUTRAL	0- 0	0- 0	0- 0				

RPI 1-25				RPI 26-50				RPI 51-100				RPI 101+ Team's RPI: 198					
RPI	S	Opponent	Score	RPI	S	Opponent	Score	RPI	S	Opponent	Score	RPI	S	Opponent	Score		
								61	A	FGCU	51	76	186	A	Liberty	48	61
								61	H	FGCU	52	68	186	H	Liberty	57	61
													206	A	Vanderbilt	74	71
													209	A	Stetson	59	69
													209	H	Stetson	71	55
													214	A	Xavier	81	94
													233	A	North Florida	70	64
													233	H	North Florida	53	55
													233	H	North Florida	77	62
													234	A	Jacksonville	62	59
													234	H	Jacksonville	68	59
													240	N	Southeast Mo. St.	80	67
													266	H	Alabama St.	68	42
													297	A	Kennesaw St.	72	74
													297	H	Kennesaw St.	80	55
													323	A	NJIT	77	54
													323	H	NJIT	72	60
													328	A	Mississippi Val.	86	72
													330	A	Lipscomb	81	60
													330	H	Lipscomb	71	50
													342	N	Western Caro.	89	66
LAST 12 Division I GAMES:																	
233	H	North Florida	53	55	186	H	Liberty	57	61								
186	A	Liberty	48	61	233	H	North Florida	77	62								
330	H	Lipscomb	71	50	61	A	FGCU	51	76								
234	H	Jacksonville	68	59	330	A	Lipscomb	81	60								
209	A	Stetson	59	69	323	A	NJIT	77	54								
297	A	Kennesaw St.	72	74	297	H	Kennesaw St.	80	55								

Non-Div I Games: Stillman 99 43 Martin Methodist 79 48 Lane 98 57 Blue Mountain (MS) 70 42 North Ala.

North Carolina

Through Games Of March 11, 2019

Average RPI Win:	104	WON-LOST	WINNING	LAST 10	STRENGTH OF	OPP. STRENGTH	TEAM	ADJ.	CONF.	ADJ CONF.
Average RPI Loss:	54	RECORD	PCT. RANK	GAMES	SCHEDULE	OF SCHEDULE	RPI	RPI	RPI	RPI
DIV. I ONLY	18- 14	136	1- 0	8	10	36	36	1	1	
DIV. I NON-CONF.	9- 5	104	0- 0	35	78	48	48	1	1	
TOTALS	RPI 1-25	RPI 26-50	W-L RECORDS	RPI 51-100	RPI 101-150	RPI 150+				
18- 14	2- 7	3- 1	OVERALL	6- 3	3- 2	4- 1				
10- 4	1- 2	0- 0	HOME	4- 2	2- 0	3- 0				
4- 7	1- 3	1- 0	AWAY	1- 1	0- 2	1- 1				
4- 3	0- 2	2- 1	NEUTRAL	1- 0	1- 0	0- 0				
9- 5	0- 1	2- 1	NON-CONFERENCE	2- 1	2- 1	3- 1				
5- 1	0- 0	0- 0	HOME	2- 1	1- 0	2- 0				
1- 2	0- 0	0- 0	AWAY	0- 0	0- 1	1- 1				
3- 2	0- 1	2- 1	NEUTRAL	0- 0	1- 0	0- 0				
9- 9	2- 6	1- 0	CONFERENCE	4- 2	1- 1	1- 0				
5- 3	1- 2	0- 0	HOME	2- 1	1- 0	1- 0				
3- 5	1- 3	1- 0	AWAY	1- 1	0- 1	0- 0				
1- 1	0- 1	0- 0	NEUTRAL	1- 0	0- 0	0- 0				

RPI 1-25				RPI 26-50				Team's RPI: 36		RPI 51-100				RPI 101+			
RPI	S	Opponent	Score	RPI	S	Opponent	Score		RPI	S	Opponent	Score	RPI	S	Opponent	Score	
1	H	Notre Dame	78 73	33	N	UCLA	83 49		59	H	Maine	73 85	101	A	Ohio St.	69 76	
1	N	Notre Dame	77 95	35	N	Rice	71 50		65	H	Georgia Tech	91 90	114	N	South Fla.	71 69	
3	A	Louisville	66 73	49	N	Auburn	81 86		65	N	Georgia Tech	80 73	116	H	UNCW	82 55	
9	A	NC State	64 51	50	A	Clemson	70 64		73	A	Virginia Tech	81 69	127	A	Pittsburgh	78 91	
9	H	NC State	69 74						77	H	Kent St.	73 60	132	H	Boston College	93 78	
10	A	Syracuse	77 90						79	A	Duke	44 62	151	H	Wake Forest	84 61	
18	A	Miami (FL)	68 76						79	H	Duke	69 85	175	A	Colorado	74 86	
20	H	Florida St.	63 64						91	H	VCU	59 47	226	A	Elon	100 69	
21	N	Kentucky	75 85						96	H	Virginia	70 53	228	H	Howard	85 63	
													308	H	UNC Greensboro	83 62	

North Dakota

Through Games Of March 11, 2019

Average RPI Win:	271	WON-LOST	WINNING	LAST 10	STRENGTH OF	OPP. STRENGTH	TEAM	ADJ.	CONF.	ADJ CONF.
Average RPI Loss:	132	RECORD	PCT. RANK	GAMES	SCHEDULE	OF SCHEDULE	RPI	RPI	RPI	RPI
DIV. I ONLY	11- 19	241	1- 1	210	174	221	221	19	19	
DIV. I NON-CONF.	4- 8	241	0- 0	232	88	204	204	18	18	
TOTALS	RPI 1-25	RPI 26-50	W-L RECORDS	RPI 51-100	RPI 101-150	RPI 150+				
11- 19	0- 2	0- 5	OVERALL	0- 1	0- 2	11- 9				
3- 6	0- 0	0- 2	HOME	0- 0	0- 0	3- 4				
5- 12	0- 2	0- 2	AWAY	0- 1	0- 2	5- 5				
3- 1	0- 0	0- 1	NEUTRAL	0- 0	0- 0	3- 0				
4- 8	0- 2	0- 0	NON-CONFERENCE	0- 1	0- 2	4- 3				
0- 1	0- 0	0- 0	HOME	0- 0	0- 0	0- 1				
2- 7	0- 2	0- 0	AWAY	0- 1	0- 2	2- 2				
2- 0	0- 0	0- 0	NEUTRAL	0- 0	0- 0	2- 0				
7- 11	0- 0	0- 5	CONFERENCE	0- 0	0- 0	7- 6				
3- 5	0- 0	0- 2	HOME	0- 0	0- 0	3- 3				
3- 5	0- 0	0- 2	AWAY	0- 0	0- 0	3- 3				
1- 1	0- 0	0- 1	NEUTRAL	0- 0	0- 0	1- 0				

RPI 1-25				RPI 26-50				RPI 51-100				RPI 101+ Team's RPI: 221			
RPI	S	Opponent	Score	RPI	S	Opponent	Score	RPI	S	Opponent	Score	RPI	S	Opponent	Score
10	A	Syracuse	49 85	30	A	South Dakota St.	58 81	90	A	UNI	60 64	141	A	Illinois St.	55 67
11	A	Iowa St.	35 87	30	H	South Dakota St.	48 66					147	A	Penn St.	68 75
				37	A	South Dakota	54 87					157	A	Oral Roberts	75 67
				37	H	South Dakota	50 80					157	H	Oral Roberts	58 80
				37	N	South Dakota	61 84					165	A	Denver	66 87
												165	H	Denver	91 92
												165	N	Denver	80 67
												195	H	Milwaukee	46 64
												204	A	Massachusetts	59 52
												209	A	Stetson	63 74
												238	A	Western Ill.	90 111
												238	H	Western Ill.	80 92
												249	N	San Francisco	100 97
												258	A	Rhode Island	63 77
												262	N	Western Mich.	62 50
												310	A	Valparaiso	62 56
												319	A	North Dakota St.	57 69
												319	H	North Dakota St.	70 58
												325	A	Omaha	69 68
												325	H	Omaha	68 57
												334	A	Purdue Fort Wayne	74 58
												334	H	Purdue Fort Wayne	79 60
LAST 12 Division I GAMES:															
				165	N	Denver	80 67	30	A	South Dakota St.	58 81				
				37	N	South Dakota	61 84	319	H	North Dakota St.	70 58				
				37	A	South Dakota	54 87	325	A	Omaha	69 68				
				334	A	Purdue Fort Wayne	74 58	238	A	Western Ill.	90 111				
				165	H	Denver	91 92	37	H	South Dakota	50 80				
				157	H	Oral Roberts	58 80	319	A	North Dakota St.	57 69				

Non-Div I Games: Mayville St. 84 50

North Dakota

Loss, Non-Conf, S Site, H Home A Away N Neutral

Average RPI Win:	291	WON-LOST	WINNING	LAST 10	STRENGTH OF	OPP. STRENGTH	TEAM	ADJ.	CONF.	ADJ CONF.
Average RPI Loss:	160	RECORD	PCT. RANK	GAMES	SCHEDULE	OF SCHEDULE	RPI	RPI	RPI	RPI
DIV. I ONLY	6- 22	311	0- 1	258	213	319	319	19	19	
DIV. I NON-CONF.	2- 9	297	0- 0	303	211	333	333	18	18	
TOTALS	RPI 1-25	RPI 26-50	W-L RECORDS	RPI 51-100	RPI 101-150	RPI 150+				
6- 22	0- 0	0- 5	OVERALL	0- 2	0- 1	6- 14				
5- 7	0- 0	0- 2	HOME	0- 1	0- 0	5- 4				
1- 12	0- 0	0- 2	AWAY	0- 1	0- 1	1- 8				
0- 3	0- 0	0- 1	NEUTRAL	0- 0	0- 0	0- 2				
2- 9	0- 0	0- 0	NON-CONFERENCE	0- 2	0- 1	2- 6				
1- 3	0- 0	0- 0	HOME	0- 1	0- 0	1- 2				
1- 4	0- 0	0- 0	AWAY	0- 1	0- 1	1- 2				
0- 2	0- 0	0- 0	NEUTRAL	0- 0	0- 0	0- 2				
4- 13	0- 0	0- 5	CONFERENCE	0- 0	0- 0	4- 8				
4- 4	0- 0	0- 2	HOME	0- 0	0- 0	4- 2				
0- 8	0- 0	0- 2	AWAY	0- 0	0- 0	0- 6				
0- 1	0- 0	0- 1	NEUTRAL	0- 0	0- 0	0- 0				

RPI S	Opponent	Score	RPI S	Opponent	Score	RPI S	Opponent	Score	RPI S	Opponent	Score	Team's RPI: 319
30	A South Dakota St.	33 86	30	H South Dakota St.	48 88	92	H Creighton	51 86	123	A Northern Ill.	63 81	
37	A South Dakota	57 76	37	H South Dakota	41 67	98	A Pacific	68 75	157	A Oral Roberts	72 101	
37	N South Dakota	51 74							157	H Oral Roberts	54 65	
									165	A Denver	54 81	
									165	H Denver	67 87	
									185	A Wisconsin	53 64	
									187	N North Texas	78 92	
									195	H Milwaukee	55 57	
									209	A Stetson	59 60	
									221	A North Dakota	58 70	
									221	H North Dakota	69 57	
									238	A Western Ill.	70 82	
									238	H Western Ill.	68 60	
									242	H UMKC	59 69	
									249	N San Francisco	42 75	
									310	A Valparaiso	51 48	
									316	H New Hampshire	56 51	
									325	A Omaha	61 78	
									325	H Omaha	55 48	
									334	A Purdue Fort Wayne	46 66	
									334	H Purdue Fort Wayne	70 54	
LAST 12 Division I GAMES:												
37	N South Dakota	51 74	165	H Denver	67 87							
334	A Purdue Fort Wayne	46 66	221	A North Dakota	58 70							
37	A South Dakota	57 76	238	A Western Ill.	70 82							
325	H Omaha	55 48	157	A Oral Roberts	72 101							
30	H South Dakota St.	48 88	30	A South Dakota St.	33 86							
157	H Oral Roberts	54 65	221	H North Dakota	69 57							

Non-Div I Games: Mayville St. 49 43

North Dakota St.

■ Loss,
 ■ Non-Conf, S Site,
 ■ Home
 ■ Away
 N Neutral

North Florida

Through Games Of March 11, 2019

Average RPI Win:	282	WON-LOST	WINNING	LAST 10	STRENGTH OF	OPP. STRENGTH	TEAM	ADJ.	CONF.	ADJ CONF.
Average RPI Loss:	175	RECORD	PCT. RANK	GAMES	SCHEDULE	OF SCHEDULE	RPI	RPI	RPI	RPI
DIV. I ONLY	13- 13	170	1- 0	308	286	233	233	24	24	
DIV. I NON-CONF.	3- 6	241	0- 0	322	253	327	327	26	26	
TOTALS	RPI 1-25	RPI 26-50	W-L RECORDS	RPI 51-100	RPI 101-150	RPI 150+				
13- 13	0- 1	0- 1	OVERALL	0- 2	0- 0	13- 9				
8- 4	0- 0	0- 0	HOME	0- 1	0- 0	8- 3				
5- 9	0- 1	0- 1	AWAY	0- 1	0- 0	5- 6				
0- 0	0- 0	0- 0	NEUTRAL	0- 0	0- 0	0- 0				
3- 6	0- 1	0- 1	NON-CONFERENCE	0- 0	0- 0	3- 4				
3- 1	0- 0	0- 0	HOME	0- 0	0- 0	3- 1				
0- 5	0- 1	0- 1	AWAY	0- 0	0- 0	0- 3				
0- 0	0- 0	0- 0	NEUTRAL	0- 0	0- 0	0- 0				
10- 7	0- 0	0- 0	CONFERENCE	0- 2	0- 0	10- 5				
5- 3	0- 0	0- 0	HOME	0- 1	0- 0	5- 2				
5- 4	0- 0	0- 0	AWAY	0- 1	0- 0	5- 3				
0- 0	0- 0	0- 0	NEUTRAL	0- 0	0- 0	0- 0				

RPI 1-25					RPI 26-50					RPI 51-100					RPI 101+					Team's RPI: 233	
RPI	S	Opponent	Score		RPI	S	Opponent	Score		RPI	S	Opponent	Score		RPI	S	Opponent	Score			
20	A	Florida St.	53	74	45	A	Indiana	52	75	61	A	FGCU	48	80	186	A	Liberty	53	69		
										61	H	FGCU	66	105	186	H	Liberty	66	54		
															198	A	North Ala.	62	77		
															198	A	North Ala.	55	53		
															198	H	North Ala.	64	70		
															209	A	Stetson	75	62		
															209	H	Stetson	71	57		
															223	A	Bethune-Cookman	60	76		
															234	A	Jacksonville	63	75		
															234	H	Jacksonville	72	80		
															237	A	Ole Miss	69	82		
															279	A	Colorado St.	59	61		
															292	H	Charleston So.	82	76		
															297	A	Kennesaw St.	71	60		
															297	H	Kennesaw St.	74	66		
															302	H	Alabama A&M	62	63		
															321	H	FIU	62	53		
															323	A	NJIT	78	59		
															323	H	NJIT	54	46		
															330	A	Lipscomb	68	53		
															330	H	Lipscomb	72	66		
															346	H	Florida A&M	64	53		
LAST 12 Division I GAMES:																					
198	A	North Ala.	55	53	297	H	Kennesaw St.	74	66												
323	H	NJIT	54	46	198	A	North Ala.	62	77												
209	A	Stetson	75	62	330	H	Lipscomb	72	66												
186	H	Liberty	66	54	297	A	Kennesaw St.	71	60												
234	A	Jacksonville	63	75	61	A	FGCU	48	80												
323	A	NJIT	78	59	234	H	Jacksonville	72	80												

Non-Div I Games: Warner 67 36 Trinity Baptist 99 40

North Florida

Loss, Non-Conf, S Site, H Home A Away N Neutral

North Texas

Through Games Of March 11, 2019

Average RPI Win:	223	WON-LOST	WINNING	LAST 10	STRENGTH OF	OPP. STRENGTH	TEAM	ADJ.	CONF.	ADJ CONF.
Average RPI Loss:	125	RECORD	PCT. RANK	GAMES	SCHEDULE	OF SCHEDULE	RPI	RPI	RPI	RPI
DIV. I ONLY	11- 14	212	0- 1	134	130	187	187	14	14	
DIV. I NON-CONF.	4- 5	190	0- 0	176	149	218	218	17	17	
TOTALS	RPI 1-25	RPI 26-50	W-L RECORDS	RPI 51-100	RPI 101-150	RPI 150+				
11- 14	0- 0	0- 4	OVERALL	1- 3	2- 2	8- 5				
7- 6	0- 0	0- 2	HOME	1- 1	1- 1	5- 2				
3- 7	0- 0	0- 2	AWAY	0- 1	1- 1	2- 3				
1- 1	0- 0	0- 0	NEUTRAL	0- 1	0- 0	1- 0				
4- 5	0- 0	0- 2	NON-CONFERENCE	1- 1	0- 0	3- 2				
3- 2	0- 0	0- 1	HOME	1- 0	0- 0	2- 1				
0- 2	0- 0	0- 1	AWAY	0- 0	0- 0	0- 1				
1- 1	0- 0	0- 0	NEUTRAL	0- 1	0- 0	1- 0				
7- 9	0- 0	0- 2	CONFERENCE	0- 2	2- 2	5- 3				
4- 4	0- 0	0- 1	HOME	0- 1	1- 1	3- 1				
3- 5	0- 0	0- 1	AWAY	0- 1	1- 1	2- 2				
0- 0	0- 0	0- 0	NEUTRAL	0- 0	0- 0	0- 0				

RPI S	Opponent	Score	RPI S	Opponent	Score	RPI S	Opponent	Score	RPI S	Opponent	Score	Team's RPI: 187
28	H Texas	54 64	60	N Wyoming	49 53	103	A UAB	60 70				
31	A Kansas St.	42 60	69	A Middle Tenn.	46 61	105	A Western Ky.	76 67				
35	A Rice	52 64	70	H Missouri St.	83 76	105	H Western Ky.	66 71				
35	H Rice	47 59	100	H Old Dominion	71 72	107	H Charlotte	68 63				
						168	A Louisiana Tech	65 54				
						179	H Utah St.	41 57				
						184	A Southern Miss.	62 48				
						201	A Marshall	55 67				
						230	A SMU	66 73				
						267	A UTEP	51 59				
						267	H UTEP	70 51				
						276	H CSU Bakersfield	71 59				
						303	H UTSA	54 57				
						306	H Fla. Atlantic	82 62				
						319	N North Dakota St.	92 78				
						321	H FIU	75 50				
						332	H Houston Baptist	100 75				
LAST 12 Division I GAMES:												
267	A UTEP	51 59	201	A Marshall	55 67							
105	H Western Ky.	66 71	107	H Charlotte	68 63							
35	H Rice	47 59	100	H Old Dominion	71 72							
321	H FIU	75 50	69	A Middle Tenn.	46 61							
306	H Fla. Atlantic	82 62	103	A UAB	60 70							
105	A Western Ky.	76 67	35	A Rice	52 64							

Non-Div I Games: Mid-Amer. Christian82 35 Xavier (LA) 59 46 Okla. Panhandle 93 52

North Texas

Loss, Non-Conf, S Site, H Home A Away N Neutral

Northeastern

Through Games Of March 11, 2019

Average RPI Win:	189	WON-LOST	WINNING	LAST 10	STRENGTH OF	OPP. STRENGTH	TEAM	ADJ.	CONF.	ADJ CONF.
Average RPI Loss:	116	RECORD	PCT. RANK	GAMES	SCHEDULE	OF SCHEDULE	RPI	RPI	RPI	RPI
DIV. I ONLY	19- 10	89	1- 0	138	122	102	102	10	10	
DIV. I NON-CONF.	10- 1	17	0- 0	163	207	27	27	10	10	
TOTALS	RPI 1-25	RPI 26-50	W-L RECORDS	RPI 51-100	RPI 101-150	RPI 150+				
19- 10	0- 2	0- 0	OVERALL	2- 2	5- 4	12- 2				
12- 3	0- 1	0- 0	HOME	2- 1	3- 0	7- 1				
7- 7	0- 1	0- 0	AWAY	0- 1	2- 4	5- 1				
0- 0	0- 0	0- 0	NEUTRAL	0- 0	0- 0	0- 0				
10- 1	0- 0	0- 0	NON-CONFERENCE	2- 0	2- 1	6- 0				
6- 0	0- 0	0- 0	HOME	2- 0	0- 0	4- 0				
4- 1	0- 0	0- 0	AWAY	0- 0	2- 1	2- 0				
0- 0	0- 0	0- 0	NEUTRAL	0- 0	0- 0	0- 0				
9- 9	0- 2	0- 0	CONFERENCE	0- 2	3- 3	6- 2				
6- 3	0- 1	0- 0	HOME	0- 1	3- 0	3- 1				
3- 6	0- 1	0- 0	AWAY	0- 1	0- 3	3- 1				
0- 0	0- 0	0- 0	NEUTRAL	0- 0	0- 0	0- 0				

RPI	S	Opponent	Score	RPI	S	Opponent	Score	RPI	S	Opponent	Score	RPI	S	Opponent	Score	Team's RPI: 102
25	A	James Madison	49 84					59	H	Maine	63 55	115	A	Dayton	84 79	
25	H	James Madison	51 58					64	A	Drexel	45 76	116	A	UNCW	70 83	
								64	H	Drexel	59 61	116	H	UNCW	83 54	
								84	H	Fordham	58 54	118	A	Providence	65 59	
												120	A	Marist	84 90	
												125	A	Towson	83 88	
												125	H	Towson	77 68	
												128	A	Delaware	63 77	
												128	H	Delaware	75 62	
												161	A	William & Mary	75 71	
												161	H	William & Mary	88 74	
												174	H	Boston U.	81 51	
												204	H	Massachusetts	53 52	
												216	A	Florida	79 66	
												226	A	Elon	83 57	
												226	H	Elon	79 71	
												248	A	Hofstra	61 78	
												248	H	Hofstra	62 63	
												283	A	Fairfield	59 50	
												295	H	Air Force	54 41	
												296	A	Col. of Charleston	87 56	
												296	H	Col. of Charleston	81 69	
												316	H	New Hampshire	69 54	
LAST 12 Division I GAMES:																
226	A	Elon	83 57	128	A	Delaware	63 77									
161	A	William & Mary	75 71	125	H	Towson	77 68									
296	H	Col. of Charleston	81 69	25	H	James Madison	51 58									
116	H	UNCW	83 54	116	A	UNCW	70 83									
248	H	Hofstra	62 63	296	A	Col. of Charleston	87 56									
64	A	Drexel	45 76	248	A	Hofstra	61 78									

Non-Div I Games:

Northeastern

■ Loss,
 ■ Non-Conf,
 ■ S Site,
 ■ Home
 ■ A Away
 N Neutral

Northern Ariz.

Through Games Of March 11, 2019

Average RPI Win:	211	WON-LOST	WINNING	LAST 10	STRENGTH OF	OPP. STRENGTH	TEAM	ADJ.	CONF.	ADJ CONF.
Average RPI Loss:	158	RECORD	PCT. RANK	GAMES	SCHEDULE	OF SCHEDULE	RPI	RPI	RPI	RPI
DIV. I ONLY	13- 17	213	1- 0	245	145	217	217	16	16	
DIV. I NON-CONF.	4- 5	190	0- 0	248	85	199	199	12	12	
TOTALS	RPI 1-25	RPI 26-50	W-L RECORDS	RPI 51-100	RPI 101-150	RPI 150+				
13- 17	0- 0	0- 0	OVERALL	1- 5	4- 5	8- 7				
7- 6	0- 0	0- 0	HOME	0- 3	3- 1	4- 2				
5- 10	0- 0	0- 0	AWAY	1- 2	1- 4	3- 4				
1- 1	0- 0	0- 0	NEUTRAL	0- 0	0- 0	1- 1				
4- 5	0- 0	0- 0	NON-CONFERENCE	0- 2	2- 1	2- 2				
2- 1	0- 0	0- 0	HOME	0- 1	1- 0	1- 0				
2- 3	0- 0	0- 0	AWAY	0- 1	1- 1	1- 1				
0- 1	0- 0	0- 0	NEUTRAL	0- 0	0- 0	0- 1				
9- 12	0- 0	0- 0	CONFERENCE	1- 3	2- 4	6- 5				
5- 5	0- 0	0- 0	HOME	0- 2	2- 1	3- 2				
3- 7	0- 0	0- 0	AWAY	1- 1	0- 3	2- 3				
1- 0	0- 0	0- 0	NEUTRAL	0- 0	0- 0	1- 0				

RPI 1-25			RPI 26-50			RPI 51-100			RPI 101+ Team's RPI: 217		
RPI	S	Opponent	Score	RPI	S	Opponent	Score	RPI	S	Opponent	Score
								53	H	New Mexico	55 84
								80	A	Arizona	47 71
								85	A	Idaho	72 90
								85	H	Idaho	69 86
								95	A	Idaho St.	81 77
								95	H	Idaho St.	69 80
								106	A	Loyola Marymount	63 62
								119	H	Fresno St.	86 73
								122	A	Northern Colo.	53 63
								122	H	Northern Colo.	79 68
								124	A	Portland St.	55 72
								124	H	Portland St.	59 74
								133	A	Washington	59 81
								146	A	Montana St.	70 80
								146	H	Montana St.	76 72
								183	A	Montana	62 78
								183	H	Montana	82 65
								205	A	Eastern Wash.	76 81
								205	H	Eastern Wash.	62 64
								215	H	California Baptist	91 88
								230	N	SMU	48 55
								263	A	Sacramento St.	61 65
								263	H	Sacramento St.	71 69
								263	N	Sacramento St.	74 69
								268	A	Southern Utah	78 69
								268	H	Southern Utah	76 82
								279	A	Colorado St.	54 65
								313	A	Weber St.	75 64
								313	H	Weber St.	74 64
								338	A	Seattle U	65 58
LAST 12 Division I GAMES:											
								263	N	Sacramento St.	74 69
								230	N	SMU	48 55
								122	H	Northern Colo.	79 68
								183	H	Montana	82 65
								146	H	Montana St.	76 72
								205	A	Eastern Wash.	76 81
								85	A	Idaho	72 90
								263	H	Sacramento St.	71 69
								124	H	Portland St.	59 74
								313	A	Weber St.	75 64
								95	A	Idaho St.	81 77
								205	H	Eastern Wash.	62 64

Non-Div I Games:

Northern Ariz.

■ Loss,
 ■ Non-Conf, S Site,
 ■ Home
 ■ Away
 N Neutral

Average RPI Win: 194	WON-LOST	WINNING	LAST 10	STRENGTH OF	OPP. STRENGTH	TEAM	ADJ.	CONF.	ADJ CONF.
Average RPI Loss: 177	RECORD	PCT. RANK	GAMES	SCHEDULE	OF SCHEDULE	RPI	RPI	RPI	RPI
DIV. I ONLY	20- 9	67	0- 1	259	128	122	122	16	16
DIV. I NON-CONF.	5- 4	139	0- 0	295	50	161	161	12	12
TOTALS	RPI 1-25	RPI 26-50	W-L RECORDS	RPI 51-100	RPI 101-150	RPI 150+			
20- 9	0- 0	0- 1	OVERALL	4- 1	2- 2	14- 5			
10- 3	0- 0	0- 0	HOME	2- 0	1- 1	7- 2			
10- 6	0- 0	0- 1	AWAY	2- 1	1- 1	7- 3			
0- 0	0- 0	0- 0	NEUTRAL	0- 0	0- 0	0- 0			
5- 4	0- 0	0- 1	NON-CONFERENCE	0- 1	0- 0	5- 2			
3- 0	0- 0	0- 0	HOME	0- 0	0- 0	3- 0			
2- 4	0- 0	0- 1	AWAY	0- 1	0- 0	2- 2			
0- 0	0- 0	0- 0	NEUTRAL	0- 0	0- 0	0- 0			
15- 5	0- 0	0- 0	CONFERENCE	4- 0	2- 2	9- 3			
7- 3	0- 0	0- 0	HOME	2- 0	1- 1	4- 2			
8- 2	0- 0	0- 0	AWAY	2- 0	1- 1	5- 1			
0- 0	0- 0	0- 0	NEUTRAL	0- 0	0- 0	0- 0			

RPI S	Opponent	Score	RPI S	Opponent	Score	RPI S	Opponent	Score	RPI S	Opponent	Score	Team's RPI: 122
32	A BYU	50 70	85	A Idaho	86 72	124	A Portland St.	66 85				
			85	H Idaho	77 72	124	H Portland St.	79 63				
			86	A LSU	57 62	146	A Montana St.	84 73				
			95	A Idaho St.	61 59	146	H Montana St.	66 79				
			95	H Idaho St.	60 56	165	H Denver	74 66				
						170	H Chattanooga	68 65				
						175	A Colorado	69 77				
						183	A Montana	73 62				
						183	H Montana	79 61				
						205	A Eastern Wash.	67 62				
						205	H Eastern Wash.	72 76				
						217	A Northern Ariz.	68 79				
						217	H Northern Ariz.	63 53				
						230	H SMU	58 57				
						249	A San Francisco	68 63				
						263	A Sacramento St.	71 61				
						263	H Sacramento St.	82 69				
						268	A Southern Utah	71 44				
						268	H Southern Utah	88 71				
						279	A Colorado St.	53 47				
						295	A Air Force	57 69				
						313	A Weber St.	75 61				
						313	H Weber St.	54 55				
LAST 12 Division I GAMES:												
217	A Northern Ariz.	68 79	205	H Eastern Wash.	72 76							
268	H Southern Utah	88 71	263	A Sacramento St.	71 61							
313	A Weber St.	75 61	124	A Portland St.	66 85							
95	A Idaho St.	61 59	146	A Montana St.	84 73							
183	H Montana	79 61	217	H Northern Ariz.	63 53							
85	H Idaho	77 72	268	A Southern Utah	71 44							

Non-Div I Games:

Northern Colo.

■ Loss,
 ■ Non-Conf, S Site,
 ■ Home
 ■ Away
 N Neutral

Average RPI Win:	213	WON-LOST	WINNING	LAST 10	STRENGTH OF	OPP. STRENGTH	TEAM	ADJ.	CONF.	ADJ CONF.
Average RPI Loss:	78	RECORD	PCT. RANK	GAMES	SCHEDULE	OF SCHEDULE	RPI	RPI	RPI	RPI
DIV. I ONLY	19- 12	109	1- 0	171	95	123	123	8	8	
DIV. I NON-CONF.	8- 4	91	0- 0	285	128	146	146	9	9	
TOTALS	RPI 1-25	RPI 26-50	W-L RECORDS	RPI 51-100	RPI 101-150	RPI 150+				
19- 12	0- 1	1- 6	OVERALL	2- 2	1- 1	15- 2				
13- 3	0- 0	1- 2	HOME	2- 0	1- 0	9- 1				
4- 9	0- 1	0- 4	AWAY	0- 2	0- 1	4- 1				
2- 0	0- 0	0- 0	NEUTRAL	0- 0	0- 0	2- 0				
8- 4	0- 1	0- 1	NON-CONFERENCE	1- 0	1- 1	6- 1				
6- 0	0- 0	0- 0	HOME	1- 0	1- 0	4- 0				
0- 4	0- 1	0- 1	AWAY	0- 0	0- 1	0- 1				
2- 0	0- 0	0- 0	NEUTRAL	0- 0	0- 0	2- 0				
11- 8	0- 0	1- 5	CONFERENCE	1- 2	0- 0	9- 1				
7- 3	0- 0	1- 2	HOME	1- 0	0- 0	5- 1				
4- 5	0- 0	0- 3	AWAY	0- 2	0- 0	4- 0				
0- 0	0- 0	0- 0	NEUTRAL	0- 0	0- 0	0- 0				

RPI 1-25				RPI 26-50				RPI 51-100				RPI 101+				Team's RPI: 123
RPI	S	Opponent	Score	RPI	S	Opponent	Score	RPI	S	Opponent	Score	RPI	S	Opponent	Score	
11	A	Iowa St.	60 70	26	A	Central Mich.	52 76	75	A	Toledo	53 64	137	H	Yale	89 80	
				26	H	Central Mich.	66 89	75	H	Toledo	54 52	149	A	Southern Ill.	73 82	
				34	H	Ohio	53 69	77	A	Kent St.	78 87	164	H	Akron	70 59	
				38	A	Buffalo	64 93	90	H	UNI	70 59	183	A	Montana	70 86	
				45	A	Indiana	73 91					193	A	Eastern Mich.	68 65	
				48	A	Miami (OH)	45 70					193	H	Eastern Mich.	70 60	
				48	H	Miami (OH)	82 71					212	A	Bowling Green	66 52	
												212	H	Bowling Green	88 47	
												218	A	Ball St.	93 83	
												218	H	Ball St.	64 67	
												238	N	Western Ill.	86 61	
												245	N	Nevada	98 69	
												262	A	Western Mich.	74 71	
												262	H	Western Mich.	70 69	
												262	H	Western Mich.	77 64	
												281	H	Brown	109 102	
												294	H	Eastern Ill.	78 59	
												319	H	North Dakota St.	81 63	
												349	H	Chicago St.	114 52	
LAST 12 Division I GAMES:																
				262	H	Western Mich.	70 69					75	A	Toledo	53 64	
				245	N	Nevada	98 69					193	H	Eastern Mich.	70 60	
				90	H	UNI	70 59					26	A	Central Mich.	52 76	
				11	A	Iowa St.	60 70					75	H	Toledo	54 52	
				262	A	Western Mich.	74 71					48	A	Miami (OH)	45 70	
				218	H	Ball St.	64 67					218	A	Ball St.	93 83	

Non-Div I Games:

Northern Ill.

Average RPI Win:	269	WON-LOST	WINNING	LAST 10	STRENGTH OF	OPP. STRENGTH	TEAM	ADJ.	CONF.	ADJ CONF.
Average RPI Loss:	128	RECORD	PCT. RANK	GAMES	SCHEDULE	OF SCHEDULE	RPI	RPI	RPI	RPI
DIV. I ONLY	10- 18	248	0- 1	177	210	241	241	21	21	
DIV. I NON-CONF.	0- 9	336	0- 0	60	109	291	291	19	19	
TOTALS	RPI 1-25	RPI 26-50	W-L RECORDS	RPI 51-100	RPI 101-150	RPI 150+				
10- 18	0- 1	0- 1	OVERALL	0- 6	2- 5	8- 5				
7- 4	0- 0	0- 1	HOME	0- 2	2- 1	5- 0				
3- 11	0- 1	0- 0	AWAY	0- 3	0- 4	3- 3				
0- 3	0- 0	0- 0	NEUTRAL	0- 1	0- 0	0- 2				
0- 9	0- 1	0- 1	NON-CONFERENCE	0- 2	0- 2	0- 3				
0- 2	0- 0	0- 1	HOME	0- 0	0- 1	0- 0				
0- 4	0- 1	0- 0	AWAY	0- 1	0- 1	0- 1				
0- 3	0- 0	0- 0	NEUTRAL	0- 1	0- 0	0- 2				
10- 9	0- 0	0- 0	CONFERENCE	0- 4	2- 3	8- 2				
7- 2	0- 0	0- 0	HOME	0- 2	2- 0	5- 0				
3- 7	0- 0	0- 0	AWAY	0- 2	0- 3	3- 2				
0- 0	0- 0	0- 0	NEUTRAL	0- 0	0- 0	0- 0				

RPI	S	Opponent	Score	RPI	S	Opponent	Score	RPI	S	Opponent	Score	RPI	S	Opponent	Score	Team's RPI: 241
3	A	Louisville	59 92	43	H	Belmont	53 71	63	A	Green Bay	42 70	118	A	Providence	43 48	
								63	H	Green Bay	61 81	120	A	Youngstown St.	66 77	
								67	A	Wright St.	56 78	120	H	Youngstown St.	65 62	
								67	H	Wright St.	55 61	130	A	IUPUI	48 70	
								77	A	Kent St.	61 62	130	A	IUPUI	44 60	
								97	N	Pepperdine	46 51	130	H	IUPUI	60 57	
												141	H	Illinois St.	53 58	
												164	N	Akron	60 77	
												195	A	Milwaukee	38 59	
												195	H	Milwaukee	55 54	
												259	A	Austin Peay	48 52	
												280	A	Cleveland St.	47 76	
												280	H	Cleveland St.	74 55	
												284	N	La Salle	56 74	
												309	A	Oakland	74 63	
												309	H	Oakland	72 50	
												335	A	Detroit Mercy	81 63	
												335	H	Detroit Mercy	68 56	
												339	A	UIC	67 49	
												339	H	UIC	78 44	
LAST 12 Division I GAMES:																
130	A	IUPUI	44 60	195	A	Milwaukee	38 59									
335	A	Detroit Mercy	81 63	63	A	Green Bay	42 70									
309	A	Oakland	74 63	339	H	UIC	78 44									
280	H	Cleveland St.	74 55	130	H	IUPUI	60 57									
120	H	Youngstown St.	65 62	309	H	Oakland	72 50									
67	A	Wright St.	56 78	335	H	Detroit Mercy	68 56									

Non-Div I Games: Alderson Broadus 73 32

Northern Ky.

■ Loss,
 ■ Non-Conf,
 ■ S Site,
 ■ Home
 ■ A Away
 N Neutral

Northwestern

Through Games Of March 11, 2019

Average RPI Win:	158	WON-LOST	WINNING	LAST 10	STRENGTH OF	OPP. STRENGTH	TEAM	ADJ.	CONF.	ADJ CONF.
Average RPI Loss:	67	RECORD	PCT. RANK	GAMES	SCHEDULE	OF SCHEDULE	RPI	RPI	RPI	RPI
DIV. I ONLY	16- 14	153	0- 1	82	48	113	113	4	4	
DIV. I NON-CONF.	7- 4	108	0- 0	223	46	152	152	6	6	
TOTALS	RPI 1-25	RPI 26-50	W-L RECORDS	RPI 51-100	RPI 101-150	RPI 150+				
16- 14	0- 4	3- 3	OVERALL	3- 3	3- 3	7- 1				
10- 5	0- 1	2- 0	HOME	1- 2	3- 2	4- 0				
5- 7	0- 3	1- 2	AWAY	2- 1	0- 1	2- 0				
1- 2	0- 0	0- 1	NEUTRAL	0- 0	0- 0	1- 1				
7- 4	0- 2	0- 0	NON-CONFERENCE	2- 0	1- 1	4- 1				
4- 2	0- 1	0- 0	HOME	1- 0	1- 1	2- 0				
2- 1	0- 1	0- 0	AWAY	1- 0	0- 0	1- 0				
1- 1	0- 0	0- 0	NEUTRAL	0- 0	0- 0	1- 1				
9- 10	0- 2	3- 3	CONFERENCE	1- 3	2- 2	3- 0				
6- 3	0- 0	2- 0	HOME	0- 2	2- 1	2- 0				
3- 6	0- 2	1- 2	AWAY	1- 1	0- 1	1- 0				
0- 1	0- 0	0- 1	NEUTRAL	0- 0	0- 0	0- 0				

RPI 1-25				RPI 26-50				RPI 51-100				RPI 101+ Team's RPI: 113			
RPI	S	Opponent	Score	RPI	S	Opponent	Score	RPI	S	Opponent	Score	RPI	S	Opponent	Score
7	A	Iowa	50 74	27	A	Rutgers	41 45	63	A	Green Bay	57 55	101	H	Ohio St.	76 59
12	H	Marquette	57 76	41	H	Michigan St.	70 62	79	H	Duke	84 58	108	A	Minnesota	64 73
14	A	Maryland	57 72	41	N	Michigan St.	52 68	89	A	Purdue	58 61	108	H	Minnesota	54 61
22	A	DePaul	60 76	44	A	Michigan	78 79	89	H	Purdue	54 57	110	H	UT Martin	90 64
				45	A	Indiana	75 69	94	A	Nebraska	58 54	127	H	Pittsburgh	49 52
				45	H	Indiana	69 49	94	H	Nebraska	64 71	147	H	Penn St.	78 63
												153	N	Kansas	57 66
												185	H	Wisconsin	72 46
												216	A	Florida	83 74
												225	A	Illinois	64 56
												225	H	Illinois	68 45
												256	N	Wichita St.	65 43
												339	H	UIC	87 44
												349	H	Chicago St.	97 35
LAST 12 Division I GAMES:															
		41	N	Michigan St.	52	68				147	H	Penn St.	78	63	
		153	N	Kansas	57	66				108	A	Minnesota	64	73	
		7	A	Iowa	50	74				14	A	Maryland	57	72	
		45	H	Indiana	69	49				101	H	Ohio St.	76	59	
		94	H	Nebraska	64	71				108	H	Minnesota	54	61	
		89	A	Purdue	58	61				225	A	Illinois	64	56	

Non-Div I Games:

Northwestern

■ Loss,
 ■ Non-Conf,
 ■ S Site,
 ■ H Home
 ■ A Away
 N Neutral

Average RPI Win:	319	WON-LOST	WINNING	LAST 10	STRENGTH OF	OPP. STRENGTH	TEAM	ADJ.	CONF.	ADJ CONF.
Average RPI Loss:	174	RECORD	PCT. RANK	GAMES	SCHEDULE	OF SCHEDULE	RPI	RPI	RPI	RPI
DIV. I ONLY	7- 18	282	0- 0	314	277	315	315	25	25	
DIV. I NON-CONF.	1- 6	318	0- 0	304	89	339	339	23	23	
TOTALS	RPI 1-25	RPI 26-50	W-L RECORDS	RPI 51-100	RPI 101-150	RPI 150+				
7- 18	0- 0	0- 1	OVERALL	0- 4	0- 1	7- 12				
5- 6	0- 0	0- 0	HOME	0- 2	0- 1	5- 3				
2- 12	0- 0	0- 1	AWAY	0- 2	0- 0	2- 9				
0- 0	0- 0	0- 0	NEUTRAL	0- 0	0- 0	0- 0				
1- 6	0- 0	0- 1	NON-CONFERENCE	0- 1	0- 0	1- 4				
1- 1	0- 0	0- 0	HOME	0- 0	0- 0	1- 1				
0- 5	0- 0	0- 1	AWAY	0- 1	0- 0	0- 3				
0- 0	0- 0	0- 0	NEUTRAL	0- 0	0- 0	0- 0				
6- 12	0- 0	0- 0	CONFERENCE	0- 3	0- 1	6- 8				
4- 5	0- 0	0- 0	HOME	0- 2	0- 1	4- 2				
2- 7	0- 0	0- 0	AWAY	0- 1	0- 0	2- 6				
0- 0	0- 0	0- 0	NEUTRAL	0- 0	0- 0	0- 0				

RPI 1-25				RPI 26-50				RPI 51-100				RPI 101+				Team's RPI: 315	
RPI	S	Opponent	Score	RPI	S	Opponent	Score	RPI	S	Opponent	Score	RPI	S	Opponent	Score		
				28	A	Texas	66 104	54	H	Lamar University	70 94	144	H	Abilene Christian	63 72		
								62	A	SFA	56 84	155	A	Oklahoma	56 93		
								62	H	SFA	67 87	156	A	Nicholls St.	86 97		
								66	A	Arkansas	53 98	156	H	Nicholls St.	67 89		
												158	A	Alabama	73 87		
												172	A	Sam Houston St.	55 66		
												184	A	Southern Miss.	54 69		
												273	A	A&M-Corpus Christi	55 79		
												282	A	New Orleans	73 84		
												282	H	New Orleans	62 67		
												286	A	Central Ark.	52 74		
												286	H	Central Ark.	78 74		
												300	H	La.-Monroe	55 63		
												307	A	Incarnate Word	91 100		
												312	A	McNeese	89 73		
												312	H	McNeese	82 63		
												322	A	Southeastern La.	60 56		
												322	H	Southeastern La.	58 47		
												332	H	Houston Baptist	63 46		
												350	H	Alcorn	78 65		
LAST 12 Division I GAMES:																	
				286	H	Central Ark.	78 74	54	H	Lamar University	70 94						
				156	H	Nicholls St.	67 89	312	A	McNeese	89 73						
				322	A	Southeastern La.	60 56	282	A	New Orleans	73 84						
				307	A	Incarnate Word	91 100	286	A	Central Ark.	52 74						
				332	H	Houston Baptist	63 46	282	H	New Orleans	62 67						
				62	H	SFA	67 87	322	H	Southeastern La.	58 47						

Non-Div I Games: Loyola (LA) 71 66 Central Baptist 82 56 LeTourneau 100 40 Centenary (LA) 94 51 Northwestern St.

Average RPI Win:	64	WON-LOST	WINNING	LAST 10	STRENGTH OF	OPP. STRENGTH	TEAM	ADJ.	CONF.	ADJ CONF.
Average RPI Loss:	20	RECORD	PCT. RANK	GAMES	SCHEDULE	OF SCHEDULE	RPI	RPI	RPI	RPI
DIV. I ONLY	30- 3	4	1- 0	1	1	1	1	1	1	1
DIV. I NON-CONF.	13- 1	9	0- 0	1	7	1	1	1	1	1
TOTALS	RPI 1-25	RPI 26-50	W-L RECORDS	RPI 51-100	RPI 101-150	RPI 150+				
30- 3	12- 2	2- 1	OVERALL	9- 0	5- 0	2- 0				
14- 1	3- 1	0- 0	HOME	5- 0	4- 0	2- 0				
10- 2	4- 1	1- 1	AWAY	4- 0	1- 0	0- 0				
6- 0	5- 0	1- 0	NEUTRAL	0- 0	0- 0	0- 0				
13- 1	6- 1	0- 0	NON-CONFERENCE	4- 0	2- 0	1- 0				
6- 1	1- 1	0- 0	HOME	2- 0	2- 0	1- 0				
4- 0	2- 0	0- 0	AWAY	2- 0	0- 0	0- 0				
3- 0	3- 0	0- 0	NEUTRAL	0- 0	0- 0	0- 0				
17- 2	6- 1	2- 1	CONFERENCE	5- 0	3- 0	1- 0				
8- 0	2- 0	0- 0	HOME	3- 0	2- 0	1- 0				
6- 2	2- 1	1- 1	AWAY	2- 0	1- 0	0- 0				
3- 0	2- 0	1- 0	NEUTRAL	0- 0	0- 0	0- 0				

RPI S	Opponent	Score	RPI S	Opponent	Score	RPI S	Opponent	Score	RPI S	Opponent	Score
3	H Louisville	82 68	36	A North Carolina	73 78	57	H Penn	75 55	105	H Western Ky.	94 53
3	N Louisville	99 79	36	N North Carolina	95 77	58	A Tennessee	77 62	126	H Lehigh	95 68
6	H UConn	71 89	50	A Clemson	101 63	65	A Georgia Tech	76 55	127	H Pittsburgh	100 44
7	H Iowa	105 71				65	H Georgia Tech	90 50	132	A Boston College	97 47
9	A NC State	95 72				73	A Virginia Tech	80 51	132	H Boston College	92 63
10	A Syracuse	98 68				75	A Toledo	72 56	151	H Wake Forest	78 48
10	N Syracuse	91 66				79	H Duke	89 61	251	H Binghamton	103 53
12	A Marquette	87 63				88	H Harvard	103 58			
13	N Gonzaga	81 65				96	H Virginia	103 66			
16	N Drake	82 64									
18	A Miami (FL)	65 72									
20	H Florida St.	97 70									
22	A DePaul	101 77									
24	N Oregon St.	91 81									
LAST 12 Division I GAMES:											
36	N North Carolina	95 77	10	A Syracuse	98 68						
3	N Louisville	99 79	79	H Duke	89 61						
10	N Syracuse	91 66	9	A NC State	95 72						
24	N Oregon St.	91 81	132	A Boston College	97 47						
16	N Drake	82 64	20	H Florida St.	97 70						
96	H Virginia	103 66	18	A Miami (FL)	65 72						

Non-Div I Games:

Notre Dame

Average RPI Win:	324	WON-LOST	WINNING	LAST 10	STRENGTH OF	OPP. STRENGTH	TEAM	ADJ.	CONF.	ADJ CONF.
Average RPI Loss:	137	RECORD	PCT. RANK	GAMES	SCHEDULE	OF SCHEDULE	RPI	RPI	RPI	RPI
DIV. I ONLY	4- 24	338	0- 1	143	209	309	309	21	21	
DIV. I NON-CONF.	1- 8	322	0- 0	32	87	244	244	19	19	
TOTALS	RPI 1-25	RPI 26-50	W-L RECORDS	RPI 51-100	RPI 101-150	RPI 150+				
4- 24	0- 0	0- 4	OVERALL	0- 6	0- 6	4- 8				
3- 10	0- 0	0- 3	HOME	0- 2	0- 2	3- 3				
1- 13	0- 0	0- 1	AWAY	0- 4	0- 4	1- 4				
0- 1	0- 0	0- 0	NEUTRAL	0- 0	0- 0	0- 1				
1- 8	0- 0	0- 4	NON-CONFERENCE	0- 1	0- 2	1- 1				
1- 3	0- 0	0- 3	HOME	0- 0	0- 0	1- 0				
0- 4	0- 0	0- 1	AWAY	0- 1	0- 2	0- 0				
0- 1	0- 0	0- 0	NEUTRAL	0- 0	0- 0	0- 1				
3- 16	0- 0	0- 0	CONFERENCE	0- 5	0- 4	3- 7				
2- 7	0- 0	0- 0	HOME	0- 2	0- 2	2- 3				
1- 9	0- 0	0- 0	AWAY	0- 3	0- 2	1- 4				
0- 0	0- 0	0- 0	NEUTRAL	0- 0	0- 0	0- 0				

RPI S	Opponent	Score	RPI S	Opponent	Score	RPI S	Opponent	Score	RPI S	Opponent	Score	Team's RPI: 309
26	A Central Mich.	61 104	63	A Green Bay	32 72	120	A Youngstown St.	61 76				
41	H Michigan St.	58 102	63	H Green Bay	53 77	120	H Youngstown St.	55 69				
44	H Michigan	59 85	67	A Wright St.	58 69	130	A IUPUI	53 82				
45	H Indiana	32 59	67	A Wright St.	60 83	130	H IUPUI	70 76				
			67	H Wright St.	64 73	141	A Illinois St.	56 62				
			77	A Kent St.	65 75	150	A Bradley	64 73				
						164	N Akron	65 85				
						195	A Milwaukee	53 83				
						195	H Milwaukee	52 79				
						241	A Northern Ky.	50 72				
						241	H Northern Ky.	63 74				
						280	A Cleveland St.	90 98				
						280	H Cleveland St.	62 64				
						288	H Canisius	71 60				
						335	A Detroit Mercy	76 65				
						335	H Detroit Mercy	74 67				
						339	A UIC	65 69				
						339	H UIC	74 57				
LAST 12 Division I GAMES:												
67	A Wright St.	60 83	130	H IUPUI	70 76							
67	H Wright St.	64 73	335	A Detroit Mercy	76 65							
241	H Northern Ky.	63 74	280	A Cleveland St.	90 98							
195	A Milwaukee	53 83	120	A Youngstown St.	61 76							
63	A Green Bay	32 72	241	A Northern Ky.	50 72							
339	H UIC	74 57	67	A Wright St.	58 69							

Non-Div I Games: Grace Bible (MI) 94 48 Rochester College 64 46

Oakland

Average RPI Win:	168	WON-LOST	WINNING	LAST 10	STRENGTH OF	OPP. STRENGTH	TEAM	ADJ.	CONF.	ADJ CONF.
Average RPI Loss:	47	RECORD	PCT. RANK	GAMES	SCHEDULE	OF SCHEDULE	RPI	RPI	RPI	RPI
DIV. I ONLY	25- 4	12	1- 0	114	92	34	34	8	8	
DIV. I NON-CONF.	11- 0	1	0- 0	269	187	40	40	9	9	
TOTALS	RPI 1-25	RPI 26-50	W-L RECORDS	RPI 51-100	RPI 101-150	RPI 150+				
25- 4	0- 0	3- 3	OVERALL	5- 1	3- 0	14- 0				
12- 3	0- 0	0- 3	HOME	2- 0	1- 0	9- 0				
11- 1	0- 0	3- 0	AWAY	2- 1	2- 0	4- 0				
2- 0	0- 0	0- 0	NEUTRAL	1- 0	0- 0	1- 0				
11- 0	0- 0	0- 0	NON-CONFERENCE	3- 0	2- 0	6- 0				
6- 0	0- 0	0- 0	HOME	1- 0	1- 0	4- 0				
3- 0	0- 0	0- 0	AWAY	1- 0	1- 0	1- 0				
2- 0	0- 0	0- 0	NEUTRAL	1- 0	0- 0	1- 0				
14- 4	0- 0	3- 3	CONFERENCE	2- 1	1- 0	8- 0				
6- 3	0- 0	0- 3	HOME	1- 0	0- 0	5- 0				
8- 1	0- 0	3- 0	AWAY	1- 1	1- 0	3- 0				
0- 0	0- 0	0- 0	NEUTRAL	0- 0	0- 0	0- 0				

RPI S	Opponent	Score	RPI S	Opponent	Score	RPI S	Opponent	Score	RPI S	Opponent	Score
26	A Central Mich.	78 75	26	H Central Mich.	70 88	54	N Lamar University	87 62	116	H UNCW	95 72
38	A Buffalo	74 71	38	H Buffalo	43 73	75	A Toledo	50 76	123	A Northern Ill.	69 53
48	A Miami (OH)	70 66	48	H Miami (OH)	61 67	77	A Kent St.	69 67	130	A IUPUI	73 66
48	H Miami (OH)	61 67				77	H Kent St.	83 81	164	A Akron	81 71
						78	A American	77 67	164	H Akron	92 70
						89	H Purdue	80 73	193	H Eastern Mich.	85 44
									212	A Bowling Green	82 79
									212	H Bowling Green	76 68
									218	A Ball St.	90 75
									218	H Ball St.	94 62
									251	H Binghamton	86 49
									261	N St. Bonaventure	70 53
									262	H Western Mich.	70 56
									272	A Richmond	109 58
									280	H Cleveland St.	72 54
									314	H Coppin St.	87 62
									333	H Eastern Ky.	100 60
LAST 12 Division I GAMES:											
212	H Bowling Green	76 68	75	A Toledo	50 76						
48	A Miami (OH)	70 66	26	A Central Mich.	78 75						
164	A Akron	81 71	164	H Akron	92 70						
38	H Buffalo	43 73	218	H Ball St.	94 62						
77	A Kent St.	69 67	48	H Miami (OH)	61 67						
262	H Western Mich.	70 56	212	A Bowling Green	82 79						

Non-Div I Games:

Ohio

Average RPI Win:	130	WON-LOST	WINNING	LAST 10	STRENGTH OF	OPP. STRENGTH	TEAM	ADJ.	CONF.	ADJ CONF.
Average RPI Loss:	71	RECORD	PCT. RANK	GAMES	SCHEDULE	OF SCHEDULE	RPI	RPI	RPI	RPI
DIV. I ONLY	14- 14	170	0- 1	41	32	101	101	4	4	
DIV. I NON-CONF.	4- 5	190	0- 0	124	9	186	186	6	6	
TOTALS	RPI 1-25	RPI 26-50	W-L RECORDS	RPI 51-100	RPI 101-150	RPI 150+				
14- 14	0- 4	5- 2	OVERALL	1- 4	3- 3	5- 1				
9- 5	0- 2	3- 1	HOME	1- 1	1- 1	4- 0				
5- 6	0- 2	2- 1	AWAY	0- 1	2- 2	1- 0				
0- 3	0- 0	0- 0	NEUTRAL	0- 2	0- 0	0- 1				
4- 5	0- 1	1- 0	NON-CONFERENCE	1- 2	0- 2	2- 0				
4- 1	0- 0	1- 0	HOME	1- 0	0- 1	2- 0				
0- 2	0- 1	0- 0	AWAY	0- 0	0- 1	0- 0				
0- 2	0- 0	0- 0	NEUTRAL	0- 2	0- 0	0- 0				
10- 9	0- 3	4- 2	CONFERENCE	0- 2	3- 1	3- 1				
5- 4	0- 2	2- 1	HOME	0- 1	1- 0	2- 0				
5- 4	0- 1	2- 1	AWAY	0- 1	2- 1	1- 0				
0- 1	0- 0	0- 0	NEUTRAL	0- 0	0- 0	0- 1				

RPI	S	Opponent	Score	RPI	S	Opponent	Score	RPI	S	Opponent	Score	RPI	S	Opponent	Score	Team's RPI: 101
6	A	UConn	53 85	27	A	Rutgers	59 39	73	N	Virginia Tech	73 81	108	A	Minnesota	65 55	
7	H	Iowa	52 78	27	H	Rutgers	56 66	74	N	Butler	53 66	113	A	Northwestern	59 76	
14	A	Maryland	69 75	36	H	North Carolina	76 69	76	H	Cincinnati	69 56	114	H	South Fla.	47 71	
14	H	Maryland	57 70	41	A	Michigan St.	77 70	89	A	Purdue	42 60	133	A	Washington	59 69	
				41	H	Michigan St.	65 55	94	H	Nebraska	69 78	147	A	Penn St.	76 71	
				44	A	Michigan	58 62					147	H	Penn St.	78 73	
				45	H	Indiana	55 50					185	A	Wisconsin	61 50	
												185	H	Wisconsin	70 68	
												185	N	Wisconsin	63 73	
												216	H	Florida	46 41	
												225	H	Illinois	78 70	
												335	H	Detroit Mercy	55 41	
LAST 12 Division I GAMES:																
185	N	Wisconsin	63 73	7	H	Iowa	52 78									
27	H	Rutgers	56 66	147	H	Penn St.	78 73									
185	A	Wisconsin	61 50	113	A	Northwestern	59 76									
41	A	Michigan St.	77 70	225	H	Illinois	78 70									
185	H	Wisconsin	70 68	108	A	Minnesota	65 55									
27	A	Rutgers	59 39	14	H	Maryland	57 70									

Non-Div I Games:

Ohio St.

■ Loss,
■ Non-Conf,
■ S Site,
■ H Home
■ A Away
N Neutral

Oklahoma

Through Games Of March 11, 2019

Average RPI Win:	182	WON-LOST	WINNING	LAST 10	STRENGTH OF	OPP. STRENGTH	TEAM	ADJ.	CONF.	ADJ CONF.
Average RPI Loss:	60	RECORD	PCT. RANK	GAMES	SCHEDULE	OF SCHEDULE	RPI	RPI	RPI	RPI
DIV. I ONLY	8- 22	293	0- 1	16	25	155	155	3	3	
DIV. I NON-CONF.	4- 7	228	0- 0	30	68	147	147	3	3	
TOTALS	RPI 1-25	RPI 26-50	W-L RECORDS	RPI 51-100	RPI 101-150	RPI 150+				
8- 22	0- 6	0- 6	OVERALL	1- 4	3- 5	4- 1				
6- 8	0- 4	0- 2	HOME	0- 2	3- 0	3- 0				
2- 11	0- 2	0- 3	AWAY	1- 2	0- 3	1- 1				
0- 3	0- 0	0- 1	NEUTRAL	0- 0	0- 2	0- 0				
4- 7	0- 2	0- 2	NON-CONFERENCE	0- 1	1- 2	3- 0				
3- 2	0- 2	0- 0	HOME	0- 0	1- 0	2- 0				
1- 3	0- 0	0- 1	AWAY	0- 1	0- 1	1- 0				
0- 2	0- 0	0- 1	NEUTRAL	0- 0	0- 1	0- 0				
4- 15	0- 4	0- 4	CONFERENCE	1- 3	2- 3	1- 1				
3- 6	0- 2	0- 2	HOME	0- 2	2- 0	1- 0				
1- 8	0- 2	0- 2	AWAY	1- 1	0- 2	0- 1				
0- 1	0- 0	0- 0	NEUTRAL	0- 0	0- 1	0- 0				

RPI 1-25				RPI 26-50				RPI 51-100				RPI 101+ Team's RPI: 155			
RPI	S	Opponent	Score	RPI	S	Opponent	Score	RPI	S	Opponent	Score	RPI	S	Opponent	Score
2	A	Baylor	53 87	28	A	Texas	63 73	53	A	New Mexico	80 84	103	N	UAB	84 89
2	H	Baylor	53 74	28	H	Texas	67 76	56	A	TCU	71 86	105	H	Western Ky.	90 83
6	H	UConn	63 72	31	A	Kansas St.	56 86	56	H	TCU	63 76	114	A	South Fla.	70 87
11	A	Iowa St.	78 104	31	H	Kansas St.	75 83	81	A	West Virginia	80 69	142	A	Texas Tech	82 88
11	H	Iowa St.	70 91	49	A	Auburn	79 95	81	H	West Virginia	55 66	142	H	Texas Tech	66 61
22	H	DePaul	76 87	50	N	Clemson	62 74					142	N	Texas Tech	84 104
LAST 12 Division I GAMES:															
		142 N Texas Tech	84 104			11 H Iowa St.	70 91								
		50 N Clemson	62 74			2 A Baylor	53 87								
		142 A Texas Tech	82 88			153 H Kansas	78 67								
		56 H TCU	63 76			31 H Kansas St.	75 83								
		143 H Oklahoma St.	75 66			143 A Oklahoma St.	74 84								
		81 A West Virginia	80 69			28 H Texas	67 76								

Non-Div I Games:

Oklahoma

■ Loss,
■ Non-Conf,
■ S Site,
■ H Home
■ A Away
N Neutral

Average RPI Win:	185	WON-LOST	WINNING	LAST 10	STRENGTH OF	OPP. STRENGTH	TEAM	ADJ.	CONF.	ADJ CONF.
Average RPI Loss:	56	RECORD	PCT. RANK	GAMES	SCHEDULE	OF SCHEDULE	RPI	RPI	RPI	RPI
DIV. I ONLY	14- 16	194	0- 1	64	38	143	143	3	3	
DIV. I NON-CONF.	9- 2	43	0- 0	217	199	96	96	3	3	
TOTALS	RPI 1-25	RPI 26-50	W-L RECORDS	RPI 51-100	RPI 101-150	RPI 150+				
14- 16	0- 4	0- 5	OVERALL	1- 4	1- 1	12- 2				
12- 6	0- 2	0- 2	HOME	1- 2	1- 0	10- 0				
2- 9	0- 2	0- 3	AWAY	0- 2	0- 1	2- 1				
0- 1	0- 0	0- 0	NEUTRAL	0- 0	0- 0	0- 1				
9- 2	0- 0	0- 1	NON-CONFERENCE	0- 1	0- 0	9- 0				
8- 1	0- 0	0- 0	HOME	0- 1	0- 0	8- 0				
1- 1	0- 0	0- 1	AWAY	0- 0	0- 0	1- 0				
0- 0	0- 0	0- 0	NEUTRAL	0- 0	0- 0	0- 0				
5- 14	0- 4	0- 4	CONFERENCE	1- 3	1- 1	3- 2				
4- 5	0- 2	0- 2	HOME	1- 1	1- 0	2- 0				
1- 8	0- 2	0- 2	AWAY	0- 2	0- 1	1- 1				
0- 1	0- 0	0- 0	NEUTRAL	0- 0	0- 0	0- 1				

RPI 1-25				RPI 26-50				RPI 51-100				RPI 101+ Team's RPI: 143			
RPI	S	Opponent	Score	RPI	S	Opponent	Score	RPI	S	Opponent	Score	RPI	S	Opponent	Score
2	A	Baylor	44 76	28	A	Texas	51 60	56	A	TCU	55 69	142	A	Texas Tech	78 90
2	H	Baylor	58 66	28	H	Texas	55 61	56	H	TCU	75 71	142	H	Texas Tech	65 57
11	A	Iowa St.	67 89	31	A	Kansas St.	48 59	58	H	Tennessee	63 76	152	H	UC Riverside	76 51
11	H	Iowa St.	71 84	31	H	Kansas St.	58 68	81	A	West Virginia	58 67	153	A	Kansas	72 62
				33	A	UCLA	59 71	81	H	West Virginia	54 77	153	H	Kansas	72 52
LAST 12 Division I GAMES:															
153	N	Kansas	66 76	11	A	Iowa St.	67 89	155	H	Oklahoma	84 74	256	A	Wichita St.	60 47
31	H	Kansas St.	58 68	28	H	Texas	55 61	56	A	TCU	55 69	289	H	Samford	82 62
2	A	Baylor	44 76	142	A	Texas Tech	78 90	2	H	Baylor	58 66	332	H	Houston Baptist	77 44

Non-Div I Games:

Oklahoma St.

■ Loss,
 ■ Non-Conf,
 ■ S Site,
 ■ H Home
 ■ A Away
 N Neutral

Average RPI Win:	216	WON-LOST	WINNING	LAST 10	STRENGTH OF	OPP. STRENGTH	TEAM	ADJ.	CONF.	ADJ CONF.
Average RPI Loss:	90	RECORD	PCT. RANK	GAMES	SCHEDULE	OF SCHEDULE	RPI	RPI	RPI	RPI
DIV. I ONLY	20- 9	67	1- 0	152	146	100	100	14	14	
DIV. I NON-CONF.	10- 3	59	1- 0	134	168	62	62	17	17	
TOTALS	RPI 1-25	RPI 26-50	W-L RECORDS	RPI 51-100	RPI 101-150	RPI 150+				
20- 9	0- 1	0- 2	OVERALL	3- 1	1- 4	16- 1				
11- 3	0- 0	0- 0	HOME	2- 1	0- 2	9- 0				
7- 5	0- 1	0- 1	AWAY	1- 0	0- 2	6- 1				
2- 1	0- 0	0- 1	NEUTRAL	0- 0	1- 0	1- 0				
10- 3	0- 1	0- 1	NON-CONFERENCE	2- 1	1- 0	7- 0				
5- 1	0- 0	0- 0	HOME	1- 1	0- 0	4- 0				
3- 1	0- 1	0- 0	AWAY	1- 0	0- 0	2- 0				
2- 1	0- 0	0- 1	NEUTRAL	0- 0	1- 0	1- 0				
10- 6	0- 0	0- 1	CONFERENCE	1- 0	0- 4	9- 1				
6- 2	0- 0	0- 0	HOME	1- 0	0- 2	5- 0				
4- 4	0- 0	0- 1	AWAY	0- 0	0- 2	4- 1				
0- 0	0- 0	0- 0	NEUTRAL	0- 0	0- 0	0- 0				

RPI 1-25				RPI 26-50				RPI 51-100 Team's RPI: 100				RPI 101+			
RPI	S	Opponent	Score	RPI	S	Opponent	Score	RPI	S	Opponent	Score	RPI	S	Opponent	Score
9	A	NC State	56 85	35	A	Rice	42 48	69	H	Middle Tenn.	70 65	103	H	UAB	61 69
				47	N	Saint Mary's (CA)	65 83	76	A	Cincinnati	76 72	105	A	Western Ky.	60 75
								91	H	VCU	60 57	107	A	Charlotte	59 69
								96	H	Virginia	67 73	107	H	Charlotte	53 60
												148	N	Tennessee Tech	80 73
												161	H	William & Mary	83 69
												167	A	Tulane	56 48
												168	A	Louisiana Tech	70 59
												184	A	Southern Miss.	53 50
												187	A	North Texas	72 71
												201	A	Marshall	48 57
												201	H	Marshall	79 53
												207	A	Campbell	83 59
												234	N	Jacksonville	78 76
												267	H	UTEP	78 59
												277	H	Norfolk St.	69 53
												303	H	UTSA	72 47
												306	A	Fla. Atlantic	68 64
												306	H	Fla. Atlantic	87 53
												314	H	Coppin St.	81 51
												321	H	FIU	95 68
												340	H	Longwood	69 48
LAST 12 Division I GAMES:															
340	H	Longwood	69 48	69	H	Middle Tenn.	70 65	103	H	UAB	61 69				
47	N	Saint Mary's (CA)	65 83	35	A	Rice	42 48	187	A	North Texas	72 71				
306	A	Fla. Atlantic	68 64	201	H	Marshall	79 53	303	H	UTSA	72 47				
201	H	Marshall	79 53	107	H	Charlotte	53 60	267	H	UTEP	78 59				
107	H	Charlotte	53 60	107	A	Charlotte	59 69								

Non-Div I Games:

Old Dominion

■ Loss,
 ■ Non-Conf, S Site,
 ■ Home
 ■ Away
 N Neutral

Average RPI Win:	222	WON-LOST	WINNING	LAST 10	STRENGTH OF	OPP. STRENGTH	TEAM	ADJ.	CONF.	ADJ CONF.
Average RPI Loss:	89	RECORD	PCT. RANK	GAMES	SCHEDULE	OF SCHEDULE	RPI	RPI	RPI	RPI
DIV. I ONLY	9- 22	278	0- 1	81	75	237	237	5	5	
DIV. I NON-CONF.	6- 8	199	0- 0	156	221	251	251	5	5	
TOTALS	RPI 1-25	RPI 26-50	W-L RECORDS	RPI 51-100	RPI 101-150	RPI 150+				
9- 22	1- 5	0- 2	OVERALL	0- 7	0- 3	8- 5				
8- 10	0- 2	0- 1	HOME	0- 5	0- 1	8- 1				
1- 8	1- 2	0- 1	AWAY	0- 1	0- 1	0- 3				
0- 4	0- 1	0- 0	NEUTRAL	0- 1	0- 1	0- 1				
6- 8	0- 1	0- 0	NON-CONFERENCE	0- 3	0- 2	6- 2				
6- 4	0- 0	0- 0	HOME	0- 2	0- 1	6- 1				
0- 1	0- 0	0- 0	AWAY	0- 0	0- 0	0- 1				
0- 3	0- 1	0- 0	NEUTRAL	0- 1	0- 1	0- 0				
3- 14	1- 4	0- 2	CONFERENCE	0- 4	0- 1	2- 3				
2- 6	0- 2	0- 1	HOME	0- 3	0- 0	2- 0				
1- 7	1- 2	0- 1	AWAY	0- 1	0- 1	0- 2				
0- 1	0- 0	0- 0	NEUTRAL	0- 0	0- 0	0- 1				

RPI S	Opponent	Score	RPI S	Opponent	Score	RPI S	Opponent	Score	RPI S	Opponent	Score	Team's RPI: 237
6 N	UConn	50 90	29 A	Missouri	55 78	56 H	TCU	50 55	111 A	Georgia	56 78	
8 A	Mississippi St.	49 80	49 H	Auburn	51 64	58 H	Tennessee	56 81	112 N	St. John's (NY)	59 64	
8 H	Mississippi St.	66 80				66 A	Arkansas	61 73	130 H	IUPUI	58 66	
17 H	Texas A&M	60 72				66 H	Arkansas	55 85	158 A	Alabama	43 46	
19 A	South Carolina	42 76				82 H	Troy	54 71	166 H	Temple	62 55	
21 A	Kentucky	55 49				86 H	LSU	41 55	168 A	Louisiana Tech	71 80	
						89 N	Purdue	59 70	206 A	Vanderbilt	68 80	
									206 H	Vanderbilt	65 60	
									213 H	Jacksonville St.	49 60	
									216 H	Florida	76 66	
									216 N	Florida	57 64	
									233 H	North Florida	82 69	
									262 H	Western Mich.	69 66	
									270 H	Louisiana	79 57	
									277 H	Norfolk St.	60 42	
									345 H	Savannah St.	74 51	
LAST 12 Division I GAMES:												
216 N	Florida	57 64	206 H	Vanderbilt	65 60							
58 H	Tennessee	56 81	19 A	South Carolina	42 76							
158 A	Alabama	43 46	17 H	Texas A&M	60 72							
66 A	Arkansas	61 73	49 H	Auburn	51 64							
8 H	Mississippi St.	66 80	8 A	Mississippi St.	49 80							
111 A	Georgia	56 78	206 A	Vanderbilt	68 80							

Non-Div I Games:

Ole Miss

■ Loss,
 ■ Non-Conf, S Site,
 ■ Home
 ■ Away
 N Neutral

Average RPI Win:	326	WON-LOST	WINNING	LAST 10	STRENGTH OF	OPP. STRENGTH	TEAM	ADJ.	CONF.	ADJ CONF.
Average RPI Loss:	153	RECORD	PCT. RANK	GAMES	SCHEDULE	OF SCHEDULE	RPI	RPI	RPI	RPI
DIV. I ONLY	6- 21	309	1- 0	275	230	325	325	19	19	
DIV. I NON-CONF.	4- 7	228	1- 0	278	263	280	280	18	18	
TOTALS	RPI 1-25	RPI 26-50	W-L RECORDS	RPI 51-100	RPI 101-150	RPI 150+				
6- 21	0- 0	0- 5	OVERALL	0- 2	0- 3	6- 11				
4- 8	0- 0	0- 2	HOME	0- 0	0- 2	4- 4				
1- 12	0- 0	0- 3	AWAY	0- 2	0- 1	1- 6				
1- 1	0- 0	0- 0	NEUTRAL	0- 0	0- 0	1- 1				
4- 7	0- 0	0- 1	NON-CONFERENCE	0- 2	0- 3	4- 1				
2- 2	0- 0	0- 0	HOME	0- 0	0- 2	2- 0				
1- 4	0- 0	0- 1	AWAY	0- 2	0- 1	1- 0				
1- 1	0- 0	0- 0	NEUTRAL	0- 0	0- 0	1- 1				
2- 14	0- 0	0- 4	CONFERENCE	0- 0	0- 0	2- 10				
2- 6	0- 0	0- 2	HOME	0- 0	0- 0	2- 4				
0- 8	0- 0	0- 2	AWAY	0- 0	0- 0	0- 6				
0- 0	0- 0	0- 0	NEUTRAL	0- 0	0- 0	0- 0				

RPI S	Opponent	Score	RPI S	Opponent	Score	RPI S	Opponent	Score	RPI S	Opponent	Score	Team's RPI: 325
30	A South Dakota St.	47 81	30	H South Dakota St.	38 82	90	A UNI	50 79	145	H CSUN	52 64	
31	A Kansas St.	46 61	37	A South Dakota	33 78	92	A Creighton	51 66	146	A Montana St.	56 59	
37	H South Dakota	49 80							150	H Bradley	60 80	
									157	A Oral Roberts	64 65	
									157	H Oral Roberts	56 71	
									165	A Denver	76 82	
									165	H Denver	68 95	
									207	N Campbell	52 65	
									221	A North Dakota	57 68	
									221	H North Dakota	68 69	
									238	A Western Ill.	70 78	
									238	H Western Ill.	67 79	
									276	H CSU Bakersfield	53 46	
									319	A North Dakota St.	48 55	
									319	H North Dakota St.	78 61	
									334	A Purdue Fort Wayne	48 56	
									334	H Purdue Fort Wayne	70 61	
									335	A Detroit Mercy	51 42	
									343	H USC Upstate	96 69	
									346	N Florida A&M	57 50	
LAST 12 Division I GAMES:												
346	N Florida A&M	57 50	238	H Western Ill.	67 79							
165	A Denver	76 82	37	A South Dakota	33 78							
157	A Oral Roberts	64 65	221	H North Dakota	68 69							
319	A North Dakota St.	48 55	30	A South Dakota St.	47 81							
334	H Purdue Fort Wayne	70 61	334	A Purdue Fort Wayne	48 56							
30	H South Dakota St.	38 82	37	H South Dakota	49 80							

Non-Div I Games: Peru St. 91 44 Graceland (IA) 81 39

Omaha

Loss, Non-Conf, S Site, H Home A Away N Neutral

Oral Roberts

Through Games Of March 11, 2019

Average RPI Win:	265	WON-LOST	WINNING	LAST 10	STRENGTH OF	OPP. STRENGTH	TEAM	ADJ.	CONF.	ADJ CONF.
Average RPI Loss:	88	RECORD	PCT. RANK	GAMES	SCHEDULE	OF SCHEDULE	RPI	RPI	RPI	RPI
DIV. I ONLY	16- 13	142	0- 1	213	159	157	157	19	19	
DIV. I NON-CONF.	5- 6	177	0- 0	191	75	167	167	18	18	
TOTALS	RPI 1-25	RPI 26-50	W-L RECORDS	RPI 51-100	RPI 101-150	RPI 150+				
16- 13	0- 1	0- 5	OVERALL	0- 2	0- 1	16- 4				
7- 5	0- 0	0- 2	HOME	0- 1	0- 0	7- 2				
8- 7	0- 1	0- 2	AWAY	0- 1	0- 1	8- 2				
1- 1	0- 0	0- 1	NEUTRAL	0- 0	0- 0	1- 0				
5- 6	0- 1	0- 0	NON-CONFERENCE	0- 2	0- 1	5- 2				
2- 2	0- 0	0- 0	HOME	0- 1	0- 0	2- 1				
3- 4	0- 1	0- 0	AWAY	0- 1	0- 1	3- 1				
0- 0	0- 0	0- 0	NEUTRAL	0- 0	0- 0	0- 0				
11- 7	0- 0	0- 5	CONFERENCE	0- 0	0- 0	11- 2				
5- 3	0- 0	0- 2	HOME	0- 0	0- 0	5- 1				
5- 3	0- 0	0- 2	AWAY	0- 0	0- 0	5- 1				
1- 1	0- 0	0- 1	NEUTRAL	0- 0	0- 0	1- 0				

RPI	S	Opponent	Score	RPI	S	Opponent	Score	RPI	S	Opponent	Score	RPI	S	Opponent	Score	Team's RPI: 157
7	A	Iowa	77 90	30	A	South Dakota St.	55 68	66	A	Arkansas	61 74	143	A	Oklahoma St.	69 89	
				30	H	South Dakota St.	65 74	71	H	UT Arlington	62 80	153	A	Kansas	58 70	
				30	N	South Dakota St.	55 86					160	H	Tulsa	68 76	
				37	A	South Dakota	64 75					162	A	Texas St.	81 64	
				37	H	South Dakota	72 76					165	A	Denver	76 93	
												165	H	Denver	74 66	
												172	A	Sam Houston St.	73 62	
												221	A	North Dakota	80 58	
												221	H	North Dakota	67 75	
												238	A	Western Ill.	92 85	
												238	H	Western Ill.	68 64	
												238	N	Western Ill.	68 64	
												242	H	UMKC	75 64	
												268	H	Southern Utah	64 59	
												319	A	North Dakota St.	65 54	
												319	H	North Dakota St.	101 72	
												325	A	Omaha	71 56	
												325	H	Omaha	65 64	
												332	A	Houston Baptist	74 56	
												334	A	Purdue Fort Wayne	72 61	
												334	H	Purdue Fort Wayne	66 56	
LAST 12 Division I GAMES:																
				30	N	South Dakota St.	55 86	37	A	South Dakota	64 75					
				238	N	Western Ill.	68 64	165	H	Denver	74 66					
				325	H	Omaha	65 64	30	H	South Dakota St.	65 74					
				238	A	Western Ill.	92 85	334	H	Purdue Fort Wayne	66 56					
				221	A	North Dakota	80 58	319	H	North Dakota St.	101 72					
				319	A	North Dakota St.	65 54	165	A	Denver	76 93					

Non-Div I Games: Harris-Stowe 74 46 Cent. Christian (KS94 47

Oral Roberts

Loss, Non-Conf, S Site, H Home A Away N Neutral

Oregon

Through Games Of March 11, 2019

Average RPI Win:	92	WON-LOST	WINNING	LAST 10	STRENGTH OF	OPP. STRENGTH	TEAM	ADJ.	CONF.	ADJ CONF.
Average RPI Loss:	26	RECORD	PCT. RANK	GAMES	SCHEDULE	OF SCHEDULE	RPI	RPI	RPI	RPI
DIV. I ONLY	28- 4	8	2- 0	11	9	5	5	2	2	
DIV. I NON-CONF.	10- 1	17	0- 0	23	34	7	7	2	2	
TOTALS	RPI 1-25	RPI 26-50	W-L RECORDS	RPI 51-100	RPI 101-150	RPI 150+				
28- 4	6- 2	6- 2	OVERALL	6- 0	2- 0	8- 0				
14- 1	4- 0	1- 1	HOME	3- 0	1- 0	5- 0				
11- 2	2- 1	4- 1	AWAY	2- 0	1- 0	2- 0				
3- 1	0- 1	1- 0	NEUTRAL	1- 0	0- 0	1- 0				
10- 1	2- 0	3- 1	NON-CONFERENCE	0- 0	0- 0	5- 0				
6- 0	2- 0	1- 0	HOME	0- 0	0- 0	3- 0				
3- 1	0- 0	2- 1	AWAY	0- 0	0- 0	1- 0				
1- 0	0- 0	0- 0	NEUTRAL	0- 0	0- 0	1- 0				
18- 3	4- 2	3- 1	CONFERENCE	6- 0	2- 0	3- 0				
8- 1	2- 0	0- 1	HOME	3- 0	1- 0	2- 0				
8- 1	2- 1	2- 0	AWAY	2- 0	1- 0	1- 0				
2- 1	0- 1	1- 0	NEUTRAL	1- 0	0- 0	0- 0				

RPI	S	Opponent	Score
4	A	Stanford	88 48
4	N	Stanford	57 64
8	H	Mississippi St.	82 74
10	H	Syracuse	75 73
23	A	Arizona St.	66 59
23	H	Arizona St.	77 71
24	A	Oregon St.	62 67
24	H	Oregon St.	77 68

RPI	S	Opponent	Score
30	A	South Dakota St.	87 79
33	A	UCLA	72 52
33	H	UCLA	69 74
33	N	UCLA	88 83
38	H	Buffalo	102 82
40	A	California	105 82
41	A	Michigan St.	82 88
47	A	Saint Mary's (CA)	79 55

RPI	S	Opponent	Score
52	A	Southern California	93 53
52	H	Southern California	96 78
80	A	Arizona	83 54
80	H	Arizona	93 60
80	N	Arizona	77 63
93	H	Utah	87 65

RPI	S	Opponent	Score
133	A	Washington	76 57
133	H	Washington	84 71
152	N	UC Riverside	94 44
159	A	Washington St.	79 64
159	H	Washington St.	98 58
175	H	Colorado	102 43
178	H	UC Irvine	115 69
179	A	Utah St.	88 58
275	H	Long Beach St.	110 48
295	H	Air Force	82 36

LAST 12 Division I GAMES:

80	N	Arizona	77 63	33	H	UCLA	69 74
33	N	UCLA	88 83	24	A	Oregon St.	62 67
4	N	Stanford	57 64	24	H	Oregon St.	77 68
23	A	Arizona St.	66 59	4	A	Stanford	88 48
80	A	Arizona	83 54	40	A	California	105 82
52	H	Southern California	96 78	175	H	Colorado	102 43

Non-Div I Games: Alas. Fairbanks 115 36

Oregon

■ Loss,
 ■ Non-Conf, S Site,
 ■ Home
 ■ Away
 N Neutral

Average RPI Win:	128	WON-LOST	WINNING	LAST 10	STRENGTH OF	OPP. STRENGTH	TEAM	ADJ.	CONF.	ADJ CONF.
Average RPI Loss:	29	RECORD	PCT. RANK	GAMES	SCHEDULE	OF SCHEDULE	RPI	RPI	RPI	RPI
DIV. I ONLY	24- 7	39	0- 1	73	5	24	24	2	2	
DIV. I NON-CONF.	10- 2	37	0- 0	194	22	63	63	2	2	
TOTALS	RPI 1-25	RPI 26-50	W-L RECORDS	RPI 51-100	RPI 101-150	RPI 150+				
24- 7	2- 6	4- 0	OVERALL	6- 0	3- 1	9- 0				
15- 1	1- 1	2- 0	HOME	4- 0	1- 0	7- 0				
6- 3	0- 3	2- 0	AWAY	2- 0	1- 0	1- 0				
3- 3	1- 2	0- 0	NEUTRAL	0- 0	1- 1	1- 0				
10- 2	1- 2	1- 0	NON-CONFERENCE	1- 0	1- 0	6- 0				
7- 0	0- 0	1- 0	HOME	1- 0	0- 0	5- 0				
0- 0	0- 0	0- 0	AWAY	0- 0	0- 0	0- 0				
3- 2	1- 2	0- 0	NEUTRAL	0- 0	1- 0	1- 0				
14- 5	1- 4	3- 0	CONFERENCE	5- 0	2- 1	3- 0				
8- 1	1- 1	1- 0	HOME	3- 0	1- 0	2- 0				
6- 3	0- 3	2- 0	AWAY	2- 0	1- 0	1- 0				
0- 1	0- 0	0- 0	NEUTRAL	0- 0	0- 1	0- 0				

RPI 1-25				Team's RPI: 24		RPI 26-50				RPI 51-100				RPI 101+					
RPI	S	Opponent	Score		RPI	S	Opponent	Score		RPI	S	Opponent	Score		RPI	S	Opponent	Score	
1	N	Notre Dame	81	91	33	A	UCLA	83	73	52	A	Southern California	76	52	105	N	Western Ky.	74	60
4	A	Stanford	44	61	33	H	UCLA	75	72	52	H	Southern California	68	61	133	A	Washington	86	39
5	A	Oregon	68	77	40	A	California	82	74	79	H	Duke	71	57	133	H	Washington	78	67
5	H	Oregon	67	62	47	H	Saint Mary's (CA)	89	56	80	A	Arizona	65	60	133	N	Washington	67	68
17	N	Texas A&M	70	76						80	H	Arizona	86	64	159	A	Washington St.	52	35
19	N	South Carolina	70	68						93	H	Utah	71	63	159	H	Washington St.	76	69
23	A	Arizona St.	54	66											163	H	Santa Clara	82	31
23	H	Arizona St.	76	79											175	H	Colorado	89	65
															205	N	Eastern Wash.	93	45
															276	H	CSU Bakersfield	92	52
															284	H	La Salle	100	46
															320	H	Cal Poly	79	54
															348	H	Ark.-Pine Bluff	89	33
LAST 12 Division I GAMES:																			
133	N	Washington	67	68	52	H	Southern California	68	61										
1	N	Notre Dame	81	91	5	H	Oregon	67	62										
19	N	South Carolina	70	68	5	A	Oregon	68	77										
80	A	Arizona	65	60	40	A	California	82	74										
23	A	Arizona St.	54	66	4	A	Stanford	44	61										
33	H	UCLA	75	72	93	H	Utah	71	63										

Non-Div I Games:

Oregon St.

Pacific

Through Games Of March 11, 2019

Average RPI Win:	202	WON-LOST	WINNING	LAST 10	STRENGTH OF	OPP. STRENGTH	TEAM	ADJ.	CONF.	ADJ CONF.
Average RPI Loss:	59	RECORD	PCT. RANK	GAMES	SCHEDULE	OF SCHEDULE	RPI	RPI	RPI	RPI
DIV. I ONLY	18- 12	117	1- 1	91	98	98	98	7	7	
DIV. I NON-CONF.	7- 3	83	0- 0	154	206	73	73	7	7	
TOTALS	RPI 1-25	RPI 26-50	W-L RECORDS	RPI 51-100	RPI 101-150	RPI 150+				
18- 12	0- 3	1- 4	OVERALL	3- 3	1- 1	13- 1				
9- 4	0- 1	1- 1	HOME	2- 0	0- 1	6- 1				
8- 6	0- 2	0- 2	AWAY	1- 2	1- 0	6- 0				
1- 2	0- 0	0- 1	NEUTRAL	0- 1	0- 0	1- 0				
7- 3	0- 1	0- 1	NON-CONFERENCE	2- 1	0- 0	5- 0				
4- 0	0- 0	0- 0	HOME	1- 0	0- 0	3- 0				
3- 2	0- 1	0- 0	AWAY	1- 1	0- 0	2- 0				
0- 1	0- 0	0- 1	NEUTRAL	0- 0	0- 0	0- 0				
11- 9	0- 2	1- 3	CONFERENCE	1- 2	1- 1	8- 1				
5- 4	0- 1	1- 1	HOME	1- 0	0- 1	3- 1				
5- 4	0- 1	0- 2	AWAY	0- 1	1- 0	4- 0				
1- 1	0- 0	0- 0	NEUTRAL	0- 1	0- 0	1- 0				

RPI 1-25				RPI 26-50				RPI 51-100 Team's RPI: 98				RPI 101+			
RPI	S	Opponent	Score	RPI	S	Opponent	Score	RPI	S	Opponent	Score	RPI	S	Opponent	Score
13	A	Gonzaga	65 88	32	A	BYU	49 75	54	A	Lamar University	66 82	106	A	Loyola Marymount	81 75
13	H	Gonzaga	51 63	32	H	BYU	74 77	60	H	Wyoming	70 64	106	H	Loyola Marymount	67 72
15	A	UCF	57 64	40	N	California	69 81	83	A	UC Davis	83 80	163	A	Santa Clara	74 70
				47	A	Saint Mary's (CA)	62 75	97	A	Pepperdine	76 96	163	H	Santa Clara	83 88
				47	H	Saint Mary's (CA)	76 67	97	H	Pepperdine	78 67	163	N	Santa Clara	76 60
								97	N	Pepperdine	84 87	189	A	Portland	76 66
												189	H	Portland	87 77
												249	A	San Francisco	85 75
												249	H	San Francisco	74 48
												253	A	Cal St. Fullerton	72 64
												269	A	San Diego	70 53
												269	H	San Diego	79 47
												290	H	UC Santa Barbara	69 53
												298	A	San Jose St.	91 67
												319	H	North Dakota St.	75 68
												338	H	Seattle U	75 61
LAST 12 Division I GAMES:															
163	N	Santa Clara	76 60	249	H	San Francisco	74 48								
97	N	Pepperdine	84 87	32	A	BYU	49 75								
47	A	Saint Mary's (CA)	62 75	269	A	San Diego	70 53								
106	A	Loyola Marymount	81 75	189	H	Portland	87 77								
97	A	Pepperdine	76 96	13	H	Gonzaga	51 63								
163	H	Santa Clara	83 88	97	H	Pepperdine	78 67								

Non-Div I Games:

Pacific

■ Loss,
 ■ Non-Conf,
 ■ S Site,
 ■ H Home
 ■ A Away
 N Neutral

Average RPI Win:	210	WON-LOST	WINNING	LAST 10	STRENGTH OF	OPP. STRENGTH	TEAM	ADJ.	CONF.	ADJ CONF.
Average RPI Loss:	51	RECORD	PCT. RANK	GAMES	SCHEDULE	OF SCHEDULE	RPI	RPI	RPI	RPI
DIV. I ONLY	21- 5	26	1- 0	183	118	57	57	11	11	
DIV. I NON-CONF.	9- 3	62	0- 0	222	108	92	92	11	11	
TOTALS	RPI 1-25	RPI 26-50	W-L RECORDS	RPI 51-100	RPI 101-150	RPI 150+				
21- 5	0- 1	0- 0	OVERALL	3- 4	2- 0	16- 0				
10- 2	0- 0	0- 0	HOME	1- 2	1- 0	8- 0				
11- 2	0- 1	0- 0	AWAY	2- 1	1- 0	8- 0				
0- 1	0- 0	0- 0	NEUTRAL	0- 1	0- 0	0- 0				
9- 3	0- 1	0- 0	NON-CONFERENCE	1- 2	0- 0	8- 0				
4- 1	0- 0	0- 0	HOME	0- 1	0- 0	4- 0				
5- 1	0- 1	0- 0	AWAY	1- 0	0- 0	4- 0				
0- 1	0- 0	0- 0	NEUTRAL	0- 1	0- 0	0- 0				
12- 2	0- 0	0- 0	CONFERENCE	2- 2	2- 0	8- 0				
6- 1	0- 0	0- 0	HOME	1- 1	1- 0	4- 0				
6- 1	0- 0	0- 0	AWAY	1- 1	1- 0	4- 0				
0- 0	0- 0	0- 0	NEUTRAL	0- 0	0- 0	0- 0				

RPI 1-25				RPI 26-50				RPI 51-100 Team's RPI: 57				RPI 101+			
RPI	S	Opponent	Score	RPI	S	Opponent	Score	RPI	S	Opponent	Score	RPI	S	Opponent	Score
1	A	Notre Dame	55 75					51	A	Princeton	66 60	137	A	Yale	65 56
								51	H	Princeton	53 68	137	H	Yale	54 48
								55	H	Villanova	50 58	166	H	Temple	71 62
								59	N	Maine	46 47	194	A	Cornell	59 46
								64	A	Drexel	55 39	194	H	Cornell	69 58
								88	A	Harvard	72 80	209	A	Stetson	75 53
								88	H	Harvard	75 70	211	A	Dartmouth	60 44
												211	H	Dartmouth	56 52
												236	H	Saint Joseph's	65 45
												250	A	Columbia	72 60
												250	H	Columbia	79 56
												255	A	Navy	65 61
												274	A	Siena	58 51
												281	A	Brown	75 53
												281	H	Brown	83 43
												284	H	La Salle	65 34
												323	H	NJIT	85 42
												324	A	Iona	66 43
LAST 12 Division I GAMES:															
281	A	Brown	75 53	250	H	Columbia	79 56								
137	A	Yale	65 56	88	A	Harvard	72 80								
211	H	Dartmouth	56 52	211	A	Dartmouth	60 44								
88	H	Harvard	75 70	137	H	Yale	54 48								
51	H	Princeton	53 68	281	H	Brown	83 43								
194	H	Cornell	69 58	250	A	Columbia	72 60								

Non-Div I Games: Haverford 81 46

Penn

Average RPI Win:	163	WON-LOST	WINNING	LAST 10	STRENGTH OF	OPP. STRENGTH	TEAM	ADJ.	CONF.	ADJ CONF.
Average RPI Loss:	70	RECORD	PCT. RANK	GAMES	SCHEDULE	OF SCHEDULE	RPI	RPI	RPI	RPI
DIV. I ONLY	12- 18	226	0- 1	38	71	147	147	4	4	
DIV. I NON-CONF.	7- 4	108	0- 0	43	119	93	93	6	6	
TOTALS	RPI 1-25	RPI 26-50	W-L RECORDS	RPI 51-100	RPI 101-150	RPI 150+				
12- 18	0- 4	0- 6	OVERALL	4- 1	1- 6	7- 1				
9- 9	0- 2	0- 3	HOME	3- 1	1- 3	5- 0				
3- 8	0- 2	0- 3	AWAY	1- 0	0- 3	2- 0				
0- 1	0- 0	0- 0	NEUTRAL	0- 0	0- 0	0- 1				
7- 4	0- 1	0- 1	NON-CONFERENCE	3- 0	1- 2	3- 0				
6- 3	0- 0	0- 1	HOME	2- 0	1- 2	3- 0				
1- 1	0- 1	0- 0	AWAY	1- 0	0- 0	0- 0				
0- 0	0- 0	0- 0	NEUTRAL	0- 0	0- 0	0- 0				
5- 14	0- 3	0- 5	CONFERENCE	1- 1	0- 4	4- 1				
3- 6	0- 2	0- 2	HOME	1- 1	0- 1	2- 0				
2- 7	0- 1	0- 3	AWAY	0- 0	0- 3	2- 0				
0- 1	0- 0	0- 0	NEUTRAL	0- 0	0- 0	0- 1				

RPI 1-25				RPI 26-50				RPI 51-100				RPI 101+ Team's RPI: 147			
RPI	S	Opponent	Score	RPI	S	Opponent	Score	RPI	S	Opponent	Score	RPI	S	Opponent	Score
7	H	Iowa	61 81	27	A	Rutgers	61 74	51	H	Princeton	79 71	101	A	Ohio St.	73 78
14	A	Maryland	67 79	27	H	Rutgers	61 69	78	H	American	80 59	101	H	Ohio St.	71 76
14	H	Maryland	61 77	40	H	California	58 75	84	A	Fordham	72 55	108	A	Minnesota	67 97
20	A	Florida St.	58 87	41	A	Michigan St.	48 57	89	H	Purdue	72 61	113	A	Northwestern	63 78
				44	H	Michigan	62 66	94	H	Nebraska	74 79	118	H	Providence	74 72
				45	A	Indiana	75 83					136	H	Duquesne	58 64
												138	H	Stony Brook	70 81
												185	A	Wisconsin	65 59
												185	H	Wisconsin	71 64
												185	N	Wisconsin	57 65
												221	H	North Dakota	75 68
												225	A	Illinois	76 65
												225	H	Illinois	62 48
												234	H	Jacksonville	80 61
												261	H	St. Bonaventure	80 65
LAST 12 Division I GAMES:															
185	N	Wisconsin	57 65	44	H	Michigan	62 66								
94	H	Nebraska	74 79	101	A	Ohio St.	73 78								
225	A	Illinois	76 65	7	H	Iowa	61 81								
89	H	Purdue	72 61	41	A	Michigan St.	48 57								
108	A	Minnesota	67 97	27	H	Rutgers	61 69								
113	A	Northwestern	63 78	185	A	Wisconsin	65 59								

Non-Div I Games:

Penn St.

Pepperdine

Through Games Of March 11, 2019

Average RPI Win:	195	WON-LOST	WINNING	LAST 10	STRENGTH OF	OPP. STRENGTH	TEAM	ADJ.	CONF.	ADJ CONF.
Average RPI Loss:	100	RECORD	PCT. RANK	GAMES	SCHEDULE	OF SCHEDULE	RPI	RPI	RPI	RPI
DIV. I ONLY	19- 11	100	1- 1	170	90	97	97	7	7	
DIV. I NON-CONF.	6- 4	125	0- 0	345	213	213	213	7	7	
TOTALS	RPI 1-25	RPI 26-50	W-L RECORDS	RPI 51-100	RPI 101-150	RPI 150+				
19- 11	0- 2	2- 3	OVERALL	2- 2	2- 1	13- 3				
9- 1	0- 1	2- 0	HOME	1- 0	1- 0	5- 0				
7- 8	0- 1	0- 2	AWAY	0- 2	1- 1	6- 2				
3- 2	0- 0	0- 1	NEUTRAL	1- 0	0- 0	2- 1				
6- 4	0- 0	0- 0	NON-CONFERENCE	0- 1	0- 1	6- 2				
1- 0	0- 0	0- 0	HOME	0- 0	0- 0	1- 0				
3- 3	0- 0	0- 0	AWAY	0- 1	0- 1	3- 1				
2- 1	0- 0	0- 0	NEUTRAL	0- 0	0- 0	2- 1				
13- 7	0- 2	2- 3	CONFERENCE	2- 1	2- 0	7- 1				
8- 1	0- 1	2- 0	HOME	1- 0	1- 0	4- 0				
4- 5	0- 1	0- 2	AWAY	0- 1	1- 0	3- 1				
1- 1	0- 0	0- 1	NEUTRAL	1- 0	0- 0	0- 0				

RPI S Opponent	Score	RPI S Opponent	Score	RPI S Opponent	Score	Team's RPI: 97	RPI S Opponent	Score
13 A Gonzaga	60 83	32 A BYU	58 83	95 A Idaho St.	63 65		106 A Loyola Marymount	73 55
13 H Gonzaga	54 79	32 H BYU	79 65	98 A Pacific	67 78		106 H Loyola Marymount	95 86
		32 N BYU	63 68	98 H Pacific	96 76		118 A Providence	47 66
		47 A Saint Mary's (CA)	68 79	98 N Pacific	87 84		163 A Santa Clara	76 74
		47 H Saint Mary's (CA)	77 72				163 H Santa Clara	74 48
							175 A Colorado	65 80
							189 A Portland	63 85
							189 H Portland	82 68
							199 A Hawaii	65 64
							241 N Northern Ky.	51 46
							249 A San Francisco	72 66
							249 H San Francisco	69 50
							263 N Sacramento St.	113 97
							269 A San Diego	74 55
							269 H San Diego	88 65
							284 N La Salle	55 62
							313 H Weber St.	68 47
							320 A Cal Poly	70 63
							338 A Seattle U	78 64
LAST 12 Division I GAMES:								
98 N Pacific	87 84	106 A Loyola Marymount	73 55					
32 N BYU	63 68	163 A Santa Clara	76 74					
189 A Portland	63 85	249 A San Francisco	72 66					
13 A Gonzaga	60 83	32 H BYU	79 65					
47 H Saint Mary's (CA)	77 72	269 H San Diego	88 65					
98 H Pacific	96 76	98 A Pacific	67 78					

Non-Div I Games: Cal St. L.A. 80 56

Pepperdine

Loss, Non-Conf, S Site, H Home A Away N Neutral

Average RPI Win:	143	WON-LOST	WINNING	LAST 10	STRENGTH OF	OPP. STRENGTH	TEAM	ADJ.	CONF.	ADJ CONF.
Average RPI Loss:	56	RECORD	PCT. RANK	GAMES	SCHEDULE	OF SCHEDULE	RPI	RPI	RPI	RPI
DIV. I ONLY	11- 20	255	0- 1	18	18	127	127	1	1	
DIV. I NON-CONF.	9- 5	104	0- 0	64	117	83	83	1	1	
TOTALS	RPI 1-25	RPI 26-50	W-L RECORDS	RPI 51-100	RPI 101-150	RPI 150+				
11- 20	0- 9	1- 1	OVERALL	3- 7	3- 2	4- 1				
6- 10	0- 4	1- 1	HOME	2- 3	1- 2	2- 0				
3- 8	0- 5	0- 0	AWAY	0- 3	2- 0	1- 0				
2- 2	0- 0	0- 0	NEUTRAL	1- 1	0- 0	1- 1				
9- 5	0- 1	0- 0	NON-CONFERENCE	3- 2	3- 1	3- 1				
5- 3	0- 1	0- 0	HOME	2- 1	1- 1	2- 0				
2- 1	0- 0	0- 0	AWAY	0- 1	2- 0	0- 0				
2- 1	0- 0	0- 0	NEUTRAL	1- 0	0- 0	1- 1				
2- 15	0- 8	1- 1	CONFERENCE	0- 5	0- 1	1- 0				
1- 7	0- 3	1- 1	HOME	0- 2	0- 1	0- 0				
1- 7	0- 5	0- 0	AWAY	0- 2	0- 0	1- 0				
0- 1	0- 0	0- 0	NEUTRAL	0- 1	0- 0	0- 0				

RPI S	Opponent	Score	RPI S	Opponent	Score	RPI S	Opponent	Score	RPI S	Opponent	Score	Team's RPI: 127
1	A Notre Dame	44 100	36	H North Carolina	91 78	65	A Georgia Tech	55 67	113	A Northwestern	52 49	
3	A Louisville	42 70	50	H Clemson	59 65	66	N Arkansas	61 54	116	H UNCW	60 56	
3	H Louisville	40 67				68	A Georgetown	41 70	120	H Youngstown St.	55 64	
9	A NC State	34 63				73	H Virginia Tech	58 74	132	H Boston College	55 59	
10	A Syracuse	63 90				76	H Cincinnati	65 48	136	A Duquesne	66 58	
10	H Syracuse	50 82				79	A Duke	55 74	151	A Wake Forest	70 64	
15	H UCF	58 61				79	N Duke	64 86	185	N Wisconsin	42 57	
18	H Miami (FL)	51 65				81	H West Virginia	43 77	208	H Saint Francis (PA)	78 75	
20	A Florida St.	46 78				84	H Fordham	65 62	282	H New Orleans	90 38	
						96	H Virginia	57 74	304	N Tennessee St.	78 56	
LAST 12 Division I GAMES:												
79	N Duke	64 86	18	H Miami (FL)	51 65							
3	H Louisville	40 67	65	A Georgia Tech	55 67							
151	A Wake Forest	70 64	79	A Duke	55 74							
10	A Syracuse	63 90	73	H Virginia Tech	58 74							
20	A Florida St.	46 78	3	A Louisville	42 70							
36	H North Carolina	91 78	96	H Virginia	57 74							

Non-Div I Games:

Pittsburgh

■ Loss,
■ Non-Conf,
■ S Site,
■ H Home
■ A Away
N Neutral

Average RPI Win:	242	WON-LOST	WINNING	LAST 10	STRENGTH OF	OPP. STRENGTH	TEAM	ADJ.	CONF.	ADJ CONF.
Average RPI Loss:	97	RECORD	PCT. RANK	GAMES	SCHEDULE	OF SCHEDULE	RPI	RPI	RPI	RPI
DIV. I ONLY	11- 17	233	0- 1	127	111	189	189	7	7	
DIV. I NON-CONF.	6- 3	91	0- 0	216	327	139	139	7	7	
TOTALS	RPI 1-25	RPI 26-50	W-L RECORDS	RPI 51-100	RPI 101-150	RPI 150+				
11- 17	0- 2	0- 4	OVERALL	1- 4	0- 3	10- 4				
6- 7	0- 1	0- 2	HOME	1- 1	0- 1	5- 2				
5- 8	0- 1	0- 2	AWAY	0- 2	0- 2	5- 1				
0- 2	0- 0	0- 0	NEUTRAL	0- 1	0- 0	0- 1				
6- 3	0- 0	0- 0	NON-CONFERENCE	0- 1	0- 1	6- 1				
3- 1	0- 0	0- 0	HOME	0- 0	0- 0	3- 1				
3- 1	0- 0	0- 0	AWAY	0- 0	0- 1	3- 0				
0- 1	0- 0	0- 0	NEUTRAL	0- 1	0- 0	0- 0				
5- 14	0- 2	0- 4	CONFERENCE	1- 3	0- 2	4- 3				
3- 6	0- 1	0- 2	HOME	1- 1	0- 1	2- 1				
2- 7	0- 1	0- 2	AWAY	0- 2	0- 1	2- 1				
0- 1	0- 0	0- 0	NEUTRAL	0- 0	0- 0	0- 1				

RPI 1-25				RPI 26-50				RPI 51-100				RPI 101+ Team's RPI: 189			
RPI	S	Opponent	Score	RPI	S	Opponent	Score	RPI	S	Opponent	Score	RPI	S	Opponent	Score
13	A	Gonzaga	71 97	32	A	BYU	71 79	80	N	Arizona	70 92	106	A	Loyola Marymount	58 76
13	H	Gonzaga	62 93	32	H	BYU	69 70	97	A	Pepperdine	68 82	106	H	Loyola Marymount	54 70
				47	A	Saint Mary's (CA)	85 113	97	H	Pepperdine	85 63	124	A	Portland St.	79 92
				47	H	Saint Mary's (CA)	91 98	98	A	Pacific	77 87	163	A	Santa Clara	68 106
								98	H	Pacific	66 76	163	H	Santa Clara	66 72
												178	H	UC Irvine	69 84
												179	H	Utah St.	61 54
												199	A	Hawaii	72 65
												249	A	San Francisco	69 66
												249	H	San Francisco	78 73
												249	N	San Francisco	69 76
												253	H	Cal St. Fullerton	83 74
												269	A	San Diego	69 60
												269	H	San Diego	96 74
												287	A	Utah Valley	65 60
												295	H	Air Force	79 60
												313	A	Weber St.	89 73
LAST 12 Division I GAMES:															
249	N	San Francisco	69 76	32	H	BYU	69 70								
97	H	Pepperdine	85 63	13	H	Gonzaga	62 93								
106	H	Loyola Marymount	54 70	98	A	Pacific	77 87								
163	A	Santa Clara	68 106	47	A	Saint Mary's (CA)	85 113								
249	A	San Francisco	69 66	249	H	San Francisco	78 73								
269	H	San Diego	96 74	163	H	Santa Clara	66 72								

Non-Div I Games: Warner Pacific 98 63 Willamette 82 27

Portland

Average RPI Win:	231	WON-LOST	WINNING	LAST 10	STRENGTH OF	OPP. STRENGTH	TEAM	ADJ.	CONF.	ADJ CONF.
Average RPI Loss:	120	RECORD	PCT. RANK	GAMES	SCHEDULE	OF SCHEDULE	RPI	RPI	RPI	RPI
DIV. I ONLY	21- 7	46	1- 0	283	206	124	124	16	16	
DIV. I NON-CONF.	7- 1	30	0- 0	318	316	150	150	12	12	
TOTALS	RPI 1-25	RPI 26-50	W-L RECORDS	RPI 51-100	RPI 101-150	RPI 150+				
21- 7	0- 0	0- 0	OVERALL	1- 4	3- 1	17- 2				
13- 3	0- 0	0- 0	HOME	1- 2	2- 0	10- 1				
8- 4	0- 0	0- 0	AWAY	0- 2	1- 1	7- 1				
0- 0	0- 0	0- 0	NEUTRAL	0- 0	0- 0	0- 0				
7- 1	0- 0	0- 0	NON-CONFERENCE	1- 0	0- 0	6- 1				
5- 1	0- 0	0- 0	HOME	1- 0	0- 0	4- 1				
2- 0	0- 0	0- 0	AWAY	0- 0	0- 0	2- 0				
0- 0	0- 0	0- 0	NEUTRAL	0- 0	0- 0	0- 0				
14- 6	0- 0	0- 0	CONFERENCE	0- 4	3- 1	11- 1				
8- 2	0- 0	0- 0	HOME	0- 2	2- 0	6- 0				
6- 4	0- 0	0- 0	AWAY	0- 2	1- 1	5- 1				
0- 0	0- 0	0- 0	NEUTRAL	0- 0	0- 0	0- 0				

RPI S	Opponent	Score	RPI S	Opponent	Score	RPI S	Opponent	Score	RPI S	Opponent	Score	Team's RPI: 124
						83	H UC Davis	65 50	122	A Northern Colo.	63 79	
						85	A Idaho	78 80	122	H Northern Colo.	85 66	
						85	H Idaho	68 81	146	A Montana St.	68 55	
						95	A Idaho St.	54 72	146	H Montana St.	55 53	
						95	H Idaho St.	57 58	178	H UC Irvine	68 73	
									183	A Montana	70 73	
									183	H Montana	78 60	
									189	H Portland	92 79	
									200	H UNLV	58 49	
									205	A Eastern Wash.	76 64	
									205	H Eastern Wash.	76 57	
									217	A Northern Ariz.	74 59	
									217	H Northern Ariz.	72 55	
									263	A Sacramento St.	75 57	
									263	H Sacramento St.	74 58	
									267	A UTEP	89 61	
									268	A Southern Utah	81 56	
									268	H Southern Utah	63 49	
									298	H San Jose St.	80 51	
									313	A Weber St.	77 59	
									313	H Weber St.	65 38	
									338	H Seattle U	68 43	
									341	A Grand Canyon	60 55	
LAST 12 Division I GAMES:												
			146	A Montana St.	68 55				268	A Southern Utah	81 56	
			183	A Montana	70 73				217	A Northern Ariz.	74 59	
			205	H Eastern Wash.	76 57				122	H Northern Colo.	85 66	
			85	H Idaho	68 81				263	H Sacramento St.	74 58	
			263	A Sacramento St.	75 57				95	H Idaho St.	57 58	
			95	A Idaho St.	54 72				313	H Weber St.	65 38	

Non-Div I Games: Warner Pacific 102 49

Portland St.

Through Games of March 11, 2013				Through Games of March 11, 2013						
Average RPI Win: 288		WON-LOST	WINNING	LAST 10	STRENGTH OF	OPP. STRENGTH	TEAM	ADJ.	CONF.	ADJ CONF.
Average RPI Loss: 149		RECORD	PCT. RANK	GAMES	SCHEDULE	OF SCHEDULE	RPI	RPI	RPI	RPI
DIV. I ONLY		14- 12	147	1- 0	291	301	192	192	29	29
DIV. I NON-CONF.		1- 7	319	0- 0	42	30	212	212	28	28

TOTALS	RPI 1-25		RPI 26-50		W-L RECORDS		RPI 51-100		RPI 101-150	RPI 150+
14- 12	0- 2		0- 1		OVERALL		0- 1		0- 1	14- 7
7- 3	0- 0		0- 1		HOME		0- 0		0- 0	7- 2
6- 9	0- 2		0- 0		AWAY		0- 1		0- 1	6- 5
1- 0	0- 0		0- 0		NEUTRAL		0- 0		0- 0	1- 0
1- 7	0- 2		0- 1		NON-CONFERENCE		0- 1		0- 1	1- 2
0- 1	0- 0		0- 1		HOME		0- 0		0- 0	0- 0
0- 6	0- 2		0- 0		AWAY		0- 1		0- 1	0- 2
1- 0	0- 0		0- 0		NEUTRAL		0- 0		0- 0	1- 0
13- 5	0- 0		0- 0		CONFERENCE		0- 0		0- 0	13- 5
7- 2	0- 0		0- 0		HOME		0- 0		0- 0	7- 2
6- 3	0- 0		0- 0		AWAY		0- 0		0- 0	6- 3
0- 0	0- 0		0- 0		NEUTRAL		0- 0		0- 0	0- 0

RPI 1-25					
RPI	S	Opponent	Score		
11	A	Iowa St.	46	94	
17	A	Texas A&M	57	70	

RPI 26-50					
RPI	S	Opponent	Score		
35	H	Rice	58	68	

RPI 51-100					
RPI	S	Opponent	Score		
66	A	Arkansas	44	71	

RPI 101+					
RPI	S	Opponent	Score		
143	A	Oklahoma St.	50	70	
169	A	Southern U.	55	54	
169	H	Southern U.	63	52	
175	A	Colorado	38	79	
203	A	Grambling	57	73	
203	H	Grambling	63	64	
222	A	Texas Southern	67	73	
222	H	Texas Southern	44	52	
229	A	UTRGV	50	57	
252	A	Jackson St.	89	80	
252	H	Jackson St.	76	57	
266	A	Alabama St.	59	67	
266	H	Alabama St.	71	59	
273	N	A&M-Corpus Christi	67	59	
302	A	Alabama A&M	72	69	
302	H	Alabama A&M	77	65	
328	A	Mississippi Val.	75	65	
328	H	Mississippi Val.	91	55	
348	A	Ark.-Pine Bluff	80	41	
348	H	Ark.-Pine Bluff	79	46	
350	A	Alcorn	82	61	
350	H	Alcorn	90	61	

Team's RPI: 192					
-----------------	--	--	--	--	--

LAST 12 Division I GAMES:					
350	H	Alcorn	90	61	
169	H	Southern U.	63	52	
266	A	Alabama St.	59	67	
302	A	Alabama A&M	72	69	
348	H	Ark.-Pine Bluff	79	46	
328	H	Mississippi Val.	91	55	
203	A	Grambling	57	73	
252	A	Jackson St.	89	80	
222	A	Texas Southern	67	73	
266	H	Alabama St.	71	59	
302	H	Alabama A&M	77	65	
348	A	Ark.-Pine Bluff	80	41	

Non-Div I Games:	Jarvis Christian	117	32	Arlington Baptist	105	31
------------------	------------------	-----	----	-------------------	-----	----

Prairie View

■ Loss, ■ Non-Conf, S Site, H Home A Away N Neutral

Presbyterian

Through Games Of March 11, 2019

Average RPI Win:	320	WON-LOST	WINNING	LAST 10	STRENGTH OF	OPP. STRENGTH	TEAM	ADJ.	CONF.	ADJ CONF.
Average RPI Loss:	192	RECORD	PCT. RANK	GAMES	SCHEDULE	OF SCHEDULE	RPI	RPI	RPI	RPI
DIV. I ONLY	6- 23	318	0- 1	298	300	331	331	27	27	
DIV. I NON-CONF.	2- 9	297	0- 0	289	261	324	324	29	29	
TOTALS	RPI 1-25	RPI 26-50	W-L RECORDS	RPI 51-100	RPI 101-150	RPI 150+				
6- 23	0- 0	0- 0	OVERALL	0- 5	0- 2	6- 16				
3- 9	0- 0	0- 0	HOME	0- 2	0- 0	3- 7				
3- 14	0- 0	0- 0	AWAY	0- 3	0- 2	3- 9				
0- 0	0- 0	0- 0	NEUTRAL	0- 0	0- 0	0- 0				
2- 9	0- 0	0- 0	NON-CONFERENCE	0- 1	0- 2	2- 6				
1- 2	0- 0	0- 0	HOME	0- 0	0- 0	1- 2				
1- 7	0- 0	0- 0	AWAY	0- 1	0- 2	1- 4				
0- 0	0- 0	0- 0	NEUTRAL	0- 0	0- 0	0- 0				
4- 14	0- 0	0- 0	CONFERENCE	0- 4	0- 0	4- 10				
2- 7	0- 0	0- 0	HOME	0- 2	0- 0	2- 5				
2- 7	0- 0	0- 0	AWAY	0- 2	0- 0	2- 5				
0- 0	0- 0	0- 0	NEUTRAL	0- 0	0- 0	0- 0				

RPI S	Opponent	Score	RPI S	Opponent	Score	RPI S	Opponent	Score	RPI S	Opponent	Score	Team's RPI: 331
						58	A Tennessee	49 97	111	A Georgia	59 83	
						87	A Radford	49 59	116	A UNCW	48 63	
						87	H Radford	43 48	154	A Davidson	56 83	
						99	A High Point	40 79	182	A UNC Asheville	45 51	
						99	H High Point	63 70	182	H UNC Asheville	43 52	
									191	A Furman	68 76	
									196	A Hampton	62 79	
									196	H Hampton	68 82	
									206	A Vanderbilt	43 78	
									207	A Campbell	46 51	
									244	A Gardner-Webb	62 67	
									244	H Gardner-Webb	58 66	
									257	H Wofford	61 50	
									285	H Ga. Southern	68 69	
									289	A Samford	54 75	
									292	H Charleston So.	55 63	
									296	A Col. of Charleston	71 65	
									299	A Winthrop	52 55	
									299	H Winthrop	54 62	
									301	H South Carolina St.	48 57	
									340	A Longwood	64 60	
									340	H Longwood	81 66	
									343	A USC Upstate	66 58	
									343	H USC Upstate	70 54	
LAST 12 Division I GAMES:												
			87	H Radford	43 48		182	A UNC Asheville	45 51			
			244	A Gardner-Webb	62 67		299	H Winthrop	54 62			
			340	A Longwood	64 60		196	A Hampton	62 79			
			196	H Hampton	68 82		292	H Charleston So.	55 63			
			343	A USC Upstate	66 58		182	H UNC Asheville	43 52			
			99	H High Point	63 70		299	A Winthrop	52 55			

Non-Div I Games:

Presbyterian

Loss, Non-Conf, S Site, H Home A Away N Neutral

Average RPI Win:	181	WON-LOST	WINNING	LAST 10	STRENGTH OF	OPP. STRENGTH	TEAM	ADJ.	CONF.	ADJ CONF.
Average RPI Loss:	91	RECORD	PCT. RANK	GAMES	SCHEDULE	OF SCHEDULE	RPI	RPI	RPI	RPI
DIV. I ONLY	20- 9	67	1- 0	70	116	51	51	11	11	
DIV. I NON-CONF.	8- 7	160	0- 0	58	73	74	74	11	11	
TOTALS	RPI 1-25	RPI 26-50	W-L RECORDS	RPI 51-100	RPI 101-150	RPI 150+				
20- 9	0- 2	1- 1	OVERALL	3- 2	3- 3	13- 1				
8- 3	0- 0	1- 0	HOME	1- 1	1- 2	5- 0				
12- 3	0- 0	0- 0	AWAY	2- 1	2- 1	8- 1				
0- 3	0- 2	0- 1	NEUTRAL	0- 0	0- 0	0- 0				
8- 7	0- 2	1- 1	NON-CONFERENCE	0- 1	2- 2	5- 1				
3- 1	0- 0	1- 0	HOME	0- 0	1- 1	1- 0				
5- 3	0- 0	0- 0	AWAY	0- 1	1- 1	4- 1				
0- 3	0- 2	0- 1	NEUTRAL	0- 0	0- 0	0- 0				
12- 2	0- 0	0- 0	CONFERENCE	3- 1	1- 1	8- 0				
5- 2	0- 0	0- 0	HOME	1- 1	0- 1	4- 0				
7- 0	0- 0	0- 0	AWAY	2- 0	1- 0	4- 0				
0- 0	0- 0	0- 0	NEUTRAL	0- 0	0- 0	0- 0				

RPI 1-25				RPI 26-50				RPI 51-100				Team's RPI: 51	RPI 101+			
RPI	S	Opponent	Score	RPI	S	Opponent	Score	RPI	S	Opponent	Score		RPI	S	Opponent	Score
10	N	Syracuse	61 92	31	N	Kansas St.	61 80	55	A	Villanova	46 67		104	A	Hartford	75 38
22	N	DePaul	67 82	39	H	Quinnipiac	54 42	57	A	Penn	68 53		120	H	Marist	60 57
								57	H	Penn	60 66		137	A	Yale	80 68
								88	A	Harvard	75 71		137	H	Yale	86 96
								88	H	Harvard	61 58		140	H	Seton Hall	66 70
													147	A	Penn St.	71 79
													154	H	Davidson	65 57
													171	A	Rider	89 65
													194	A	Cornell	75 46
													194	H	Cornell	68 64
													211	A	Dartmouth	82 75
													211	H	Dartmouth	64 47
													219	A	Monmouth	79 47
													220	A	George Washington	49 64
													247	A	St. Francis Brooklyn	83 64
													250	A	Columbia	79 64
													250	H	Columbia	65 59
													281	A	Brown	88 68
													281	H	Brown	93 74
													316	A	New Hampshire	90 42
LAST 12 Division I GAMES:																
				137	A	Yale	80 68					194	H	Cornell	68 64	
				281	A	Brown	88 68					211	A	Dartmouth	82 75	
				88	H	Harvard	61 58					88	A	Harvard	75 71	
				211	H	Dartmouth	64 47					281	H	Brown	93 74	
				57	A	Penn	68 53					137	H	Yale	86 96	
				250	H	Columbia	65 59					194	A	Cornell	75 46	

Non-Div I Games:

Princeton

■ Loss,
■ Non-Conf, S Site,
■ Home
■ Away
N Neutral

Providence

Through Games Of March 11, 2019

Average RPI Win:	169	WON-LOST	WINNING	LAST 10	STRENGTH OF	OPP. STRENGTH	TEAM	ADJ.	CONF.	ADJ CONF.
Average RPI Loss:	78	RECORD	PCT. RANK	GAMES	SCHEDULE	OF SCHEDULE	RPI	RPI	RPI	RPI
DIV. I ONLY	17- 15	159	1- 1	80	73	118	118	6	6	
DIV. I NON-CONF.	8- 4	91	0- 0	226	200	148	148	4	4	
TOTALS	RPI 1-25	RPI 26-50	W-L RECORDS	RPI 51-100	RPI 101-150	RPI 150+				
17- 15	0- 5	0- 1	OVERALL	5- 4	4- 4	8- 1				
9- 7	0- 2	0- 1	HOME	3- 2	2- 2	4- 0				
6- 8	0- 3	0- 0	AWAY	2- 2	2- 2	2- 1				
2- 0	0- 0	0- 0	NEUTRAL	0- 0	0- 0	2- 0				
8- 4	0- 0	0- 1	NON-CONFERENCE	1- 0	2- 2	5- 1				
5- 2	0- 0	0- 1	HOME	1- 0	1- 1	3- 0				
2- 2	0- 0	0- 0	AWAY	0- 0	1- 1	1- 1				
1- 0	0- 0	0- 0	NEUTRAL	0- 0	0- 0	1- 0				
9- 11	0- 5	0- 0	CONFERENCE	4- 4	2- 2	3- 0				
4- 5	0- 2	0- 0	HOME	2- 2	1- 1	1- 0				
4- 6	0- 3	0- 0	AWAY	2- 2	1- 1	1- 0				
1- 0	0- 0	0- 0	NEUTRAL	0- 0	0- 0	1- 0				

RPI 1-25				RPI 26-50				RPI 51-100				RPI 101+ Team's RPI: 118			
RPI	S	Opponent	Score	RPI	S	Opponent	Score	RPI	S	Opponent	Score	RPI	S	Opponent	Score
12	A	Marquette	46 85	39	H	Quinnipiac	44 48	55	A	Villanova	33 53	102	H	Northeastern	59 65
12	H	Marquette	57 80					55	H	Villanova	67 61	112	A	St. John's (NY)	67 66
22	A	DePaul	60 85					68	A	Georgetown	56 61	112	H	St. John's (NY)	57 60
22	A	DePaul	62 88					68	H	Georgetown	52 68	132	A	Boston College	61 57
22	H	DePaul	61 76					74	A	Butler	66 63	137	H	Yale	59 42
								74	H	Butler	74 68	140	A	Seton Hall	73 79
								92	A	Creighton	77 63	140	H	Seton Hall	82 75
								92	H	Creighton	64 73	147	A	Penn St.	72 74
								97	H	Pepperdine	66 47	180	H	Sacred Heart	62 52
												214	A	Xavier	63 55
												214	H	Xavier	71 58
												214	N	Xavier	70 62
												241	H	Northern Ky.	48 43
												258	A	Rhode Island	65 72
												284	H	La Salle	77 47
												293	N	Bryant	72 64
												326	A	UMass Lowell	71 47
LAST 12 Division I GAMES:															
214	N	Xavier	70 62	74	A	Butler	66 63								
22	A	DePaul	60 85	214	A	Xavier	63 55								
293	N	Bryant	72 64	112	H	St. John's (NY)	57 60								
12	H	Marquette	57 80	140	H	Seton Hall	82 75								
22	H	DePaul	61 76	68	A	Georgetown	56 61								
92	H	Creighton	64 73	55	A	Villanova	33 53								

Non-Div I Games:

Providence

■ Loss,
■ Non-Conf,
■ S Site,
■ H Home
■ A Away
N Neutral

P

u
r
d
u
e

u
r
d
u
e

Purdue

Page 245

Average RPI Win:	285	WON-LOST	WINNING	LAST 10	STRENGTH OF	OPP. STRENGTH	TEAM	ADJ.	CONF.	ADJ CONF.
Average RPI Loss:	184	RECORD	PCT. RANK	GAMES	SCHEDULE	OF SCHEDULE	RPI	RPI	RPI	RPI
DIV. I ONLY	4- 22	336	0- 1	289	229	334	334	19	19	
DIV. I NON-CONF.	1- 8	322	0- 0	339	304	348	348	18	18	
TOTALS	RPI 1-25	RPI 26-50	W-L RECORDS	RPI 51-100	RPI 101-150	RPI 150+				
4- 22	0- 0	0- 5	OVERALL	0- 1	0- 0	4- 16				
3- 8	0- 0	0- 2	HOME	0- 0	0- 0	3- 6				
1- 13	0- 0	0- 2	AWAY	0- 1	0- 0	1- 10				
0- 1	0- 0	0- 1	NEUTRAL	0- 0	0- 0	0- 0				
1- 8	0- 0	0- 0	NON-CONFERENCE	0- 1	0- 0	1- 7				
0- 3	0- 0	0- 0	HOME	0- 0	0- 0	0- 3				
1- 5	0- 0	0- 0	AWAY	0- 1	0- 0	1- 4				
0- 0	0- 0	0- 0	NEUTRAL	0- 0	0- 0	0- 0				
3- 14	0- 0	0- 5	CONFERENCE	0- 0	0- 0	3- 9				
3- 5	0- 0	0- 2	HOME	0- 0	0- 0	3- 3				
0- 8	0- 0	0- 2	AWAY	0- 0	0- 0	0- 6				
0- 1	0- 0	0- 1	NEUTRAL	0- 0	0- 0	0- 0				

RPI 1-25				RPI 26-50				RPI 51-100				RPI 101+ Team's RPI: 334			
RPI	S	Opponent	Score	RPI	S	Opponent	Score	RPI	S	Opponent	Score	RPI	S	Opponent	Score
				30	A	South Dakota St.	68 92	89	A	Purdue	44 78	157	A	Oral Roberts	56 66
				30	H	South Dakota St.	52 85					157	H	Oral Roberts	61 72
				30	N	South Dakota St.	50 88					165	A	Denver	62 82
				37	A	South Dakota	51 69					165	H	Denver	70 55
				37	H	South Dakota	49 71					193	H	Eastern Mich.	72 87
												195	A	Milwaukee	48 70
												221	A	North Dakota	60 79
												221	H	North Dakota	58 74
												238	A	Western Ill.	59 73
												238	H	Western Ill.	61 90
												239	H	SIUE	49 57
												254	A	Loyola Chicago	67 81
												262	A	Western Mich.	61 69
												294	A	Eastern Ill.	63 72
												310	H	Valparaiso	64 68
												319	A	North Dakota St.	54 70
												319	H	North Dakota St.	66 46
												325	A	Omaha	61 70
												325	H	Omaha	56 48
												329	A	Evansville	72 66
LAST 12 Division I GAMES:															
				30	N	South Dakota St.	50 88	238	H	Western Ill.	61 90				
				319	H	North Dakota St.	66 46	37	H	South Dakota	49 71				
				221	H	North Dakota	58 74	157	A	Oral Roberts	56 66				
				30	A	South Dakota St.	68 92	165	H	Denver	70 55				
				325	A	Omaha	61 70	325	H	Omaha	56 48				
				165	A	Denver	62 82	238	A	Western Ill.	59 73				

Non-Div I Games: Taylor (IN) 84 74 Goshen 86 45 Ind.-Kokomo 87 50

Purdue Fort Wayne

Loss, Non-Conf, S Site, H Home A Away N Neutral

Quinnipiac

Through Games Of March 11, 2019

Average RPI Win:	224	WON-LOST	WINNING	LAST 10	STRENGTH OF	OPP. STRENGTH	TEAM	ADJ.	CONF.	ADJ CONF.
Average RPI Loss:	32	RECORD	PCT. RANK	GAMES	SCHEDULE	OF SCHEDULE	RPI	RPI	RPI	RPI
DIV. I ONLY	26- 6	21	2- 0	98	200	39	39	26	26	
DIV. I NON-CONF.	5- 6	177	0- 0	18	8	56	56	27	27	
TOTALS	RPI 1-25	RPI 26-50	W-L RECORDS	RPI 51-100	RPI 101-150	RPI 150+				
26- 6	0- 1	0- 4	OVERALL	2- 1	4- 0	20- 0				
10- 2	0- 1	0- 1	HOME	0- 0	1- 0	9- 0				
12- 2	0- 0	0- 1	AWAY	2- 1	2- 0	8- 0				
4- 2	0- 0	0- 2	NEUTRAL	0- 0	1- 0	3- 0				
5- 6	0- 1	0- 4	NON-CONFERENCE	2- 1	1- 0	2- 0				
1- 2	0- 1	0- 1	HOME	0- 0	0- 0	1- 0				
3- 2	0- 0	0- 1	AWAY	2- 1	1- 0	0- 0				
1- 2	0- 0	0- 2	NEUTRAL	0- 0	0- 0	1- 0				
21- 0	0- 0	0- 0	CONFERENCE	0- 0	3- 0	18- 0				
9- 0	0- 0	0- 0	HOME	0- 0	1- 0	8- 0				
9- 0	0- 0	0- 0	AWAY	0- 0	1- 0	8- 0				
3- 0	0- 0	0- 0	NEUTRAL	0- 0	1- 0	2- 0				

RPI 1-25				RPI 26-50				Team's RPI: 39				RPI 51-100				RPI 101+			
RPI	S	Opponent	Score	RPI	S	Opponent	Score	RPI	S	Opponent	Score	RPI	S	Opponent	Score	RPI	S	Opponent	Score
15	H	UCF	45 47	26	H	Central Mich.	52 67	51	A	Princeton	42 54	118	A	Providence	48 44				
				28	N	Texas	55 56	64	A	Drexel	56 52	120	A	Marist	76 69				
				29	N	Missouri	51 65	88	A	Harvard	72 67	120	H	Marist	78 66				
				42	A	Bucknell	58 75					120	N	Marist	81 51				
												171	A	Rider	66 60				
												171	H	Rider	72 56				
												218	N	Ball St.	69 66				
												219	A	Monmouth	58 46				
												219	H	Monmouth	67 38				
												219	N	Monmouth	80 42				
												264	A	Manhattan	64 39				
												264	H	Manhattan	59 42				
												271	A	Niagara	96 55				
												271	H	Niagara	62 42				
												272	H	Richmond	65 48				
												274	A	Siena	67 38				
												274	H	Siena	68 31				
												283	A	Fairfield	48 40				
												283	H	Fairfield	81 36				
												283	N	Fairfield	63 48				
												288	A	Canisius	55 42				
												288	H	Canisius	68 51				
												324	A	Iona	76 39				
												347	H	Saint Peter's	90 45				
LAST 12 Division I GAMES:																			
				283	N	Fairfield	63 48					264	H	Manhattan	59 42				
				219	N	Monmouth	80 42					120	H	Marist	78 66				
				120	N	Marist	81 51					171	A	Rider	66 60				
				218	N	Ball St.	69 66					283	A	Fairfield	48 40				
				29	N	Missouri	51 65					264	A	Manhattan	64 39				
				274	A	Siena	67 38					288	H	Canisius	68 51				

Non-Div I Games:

Quinnipiac

Loss, Non-Conf, S Site, H Home A Away N Neutral

Average RPI Win: 238	WON-LOST	WINNING	LAST 10	STRENGTH OF	OPP. STRENGTH	TEAM	ADJ.	CONF.	ADJ CONF.
Average RPI Loss: 121	RECORD	PCT. RANK	GAMES	SCHEDULE	OF SCHEDULE	RPI	RPI	RPI	RPI
DIV. I ONLY	22- 6	34	1- 0	234	268	87	87	27	27
DIV. I NON-CONF.	5- 5	162	0- 0	113	66	114	114	29	29
TOTALS	RPI 1-25	RPI 26-50	W-L RECORDS	RPI 51-100	RPI 101-150	RPI 150+			
22- 6	0- 1	0- 0	OVERALL	4- 2	0- 1	18- 2			
11- 1	0- 0	0- 0	HOME	1- 0	0- 1	10- 0			
10- 4	0- 1	0- 0	AWAY	3- 1	0- 0	7- 2			
1- 1	0- 0	0- 0	NEUTRAL	0- 1	0- 0	1- 0			
5- 5	0- 1	0- 0	NON-CONFERENCE	2- 2	0- 1	3- 1			
2- 1	0- 0	0- 0	HOME	0- 0	0- 1	2- 0			
2- 3	0- 1	0- 0	AWAY	2- 1	0- 0	0- 1			
1- 1	0- 0	0- 0	NEUTRAL	0- 1	0- 0	1- 0			
17- 1	0- 0	0- 0	CONFERENCE	2- 0	0- 0	15- 1			
9- 0	0- 0	0- 0	HOME	1- 0	0- 0	8- 0			
8- 1	0- 0	0- 0	AWAY	1- 0	0- 0	7- 1			
0- 0	0- 0	0- 0	NEUTRAL	0- 0	0- 0	0- 0			

RPI 1-25				RPI 26-50				RPI 51-100 Team's RPI: 87				RPI 101+			
RPI	S	Opponent	Score	RPI	S	Opponent	Score	RPI	S	Opponent	Score	RPI	S	Opponent	Score
9	A	NC State	58 75					73	A	Virginia Tech	44 55	129	H	Morehead St.	72 79
								91	A	VCU	54 49	166	N	Temple	56 50
								94	N	Nebraska	39 77	182	A	UNC Asheville	45 44
								96	A	Virginia	57 44	182	H	UNC Asheville	60 46
								99	A	High Point	84 79	196	A	Hampton	54 68
								99	H	High Point	80 58	196	H	Hampton	84 59
												207	A	Campbell	56 52
												207	H	Campbell	61 57
												224	A	Mt. St. Mary's	77 89
												243	H	ETSU	79 64
												244	H	Gardner-Webb	79 69
												292	A	Charleston So.	67 41
												299	A	Winthrop	79 57
												299	H	Winthrop	70 49
												301	H	South Carolina St.	61 31
												331	A	Presbyterian	48 43
												331	H	Presbyterian	59 49
												340	A	Longwood	68 34
												340	H	Longwood	81 52
												343	A	USC Upstate	82 41
												343	H	USC Upstate	55 43
LAST 12 Division I GAMES:															
331	A	Presbyterian	48 43	340	H	Longwood	81 52								
196	H	Hampton	84 59	99	A	High Point	84 79								
343	H	USC Upstate	55 43	244	H	Gardner-Webb	79 69								
182	A	UNC Asheville	45 44	343	A	USC Upstate	82 41								
207	H	Campbell	61 57	207	A	Campbell	56 52								
299	A	Winthrop	79 57	331	H	Presbyterian	59 49								

Non-Div I Games: Shepherd 60 46

Radford

■ Loss,
 ■ Non-Conf,
 ■ S Site,
 ■ Home
 ■ A Away
 N Neutral

Average RPI Win:	210	WON-LOST	WINNING	LAST 10	STRENGTH OF	OPP. STRENGTH	TEAM	ADJ.	CONF.	ADJ CONF.
Average RPI Loss:	157	RECORD	PCT. RANK	GAMES	SCHEDULE	OF SCHEDULE	RPI	RPI	RPI	RPI
DIV. I ONLY	8- 21	283	0- 1	168	164	258	258	17	17	
DIV. I NON-CONF.	5- 7	206	0- 0	93	142	166	166	16	16	
TOTALS	RPI 1-25	RPI 26-50	W-L RECORDS	RPI 51-100	RPI 101-150	RPI 150+				
8- 21	0- 1	0- 1	OVERALL	0- 3	1- 6	7- 10				
3- 11	0- 0	0- 0	HOME	0- 2	1- 4	2- 5				
5- 10	0- 1	0- 1	AWAY	0- 1	0- 2	5- 5				
0- 0	0- 0	0- 0	NEUTRAL	0- 0	0- 0	0- 0				
5- 7	0- 1	0- 1	NON-CONFERENCE	0- 1	1- 3	4- 1				
3- 3	0- 0	0- 0	HOME	0- 1	1- 2	2- 0				
2- 4	0- 1	0- 1	AWAY	0- 0	0- 1	2- 1				
0- 0	0- 0	0- 0	NEUTRAL	0- 0	0- 0	0- 0				
3- 14	0- 0	0- 0	CONFERENCE	0- 2	0- 3	3- 9				
0- 8	0- 0	0- 0	HOME	0- 1	0- 2	0- 5				
3- 6	0- 0	0- 0	AWAY	0- 1	0- 1	3- 4				
0- 0	0- 0	0- 0	NEUTRAL	0- 0	0- 0	0- 0				

[illegible]

Non-Div I Games:

Rhode Island

Loss, Non-Conf, S Site, H Home A Away N Neutral

Average RPI Win:	200	WON-LOST	WINNING	LAST 10	STRENGTH OF	OPP. STRENGTH	TEAM	ADJ.	CONF.	ADJ CONF.
Average RPI Loss:	29	RECORD	PCT. RANK	GAMES	SCHEDULE	OF SCHEDULE	RPI	RPI	RPI	RPI
DIV. I ONLY	25- 3	7	1- 0	193	121	35	35	14	14	
DIV. I NON-CONF.	9- 3	62	0- 0	173	112	64	64	17	17	
TOTALS	RPI 1-25	RPI 26-50	W-L RECORDS	RPI 51-100	RPI 101-150	RPI 150+				
25- 3	0- 1	0- 2	OVERALL	3- 0	4- 0	18- 0				
13- 0	0- 0	0- 0	HOME	1- 0	2- 0	10- 0				
11- 2	0- 1	0- 1	AWAY	2- 0	2- 0	7- 0				
1- 1	0- 0	0- 1	NEUTRAL	0- 0	0- 0	1- 0				
9- 3	0- 1	0- 2	NON-CONFERENCE	1- 0	1- 0	7- 0				
5- 0	0- 0	0- 0	HOME	0- 0	1- 0	4- 0				
3- 2	0- 1	0- 1	AWAY	1- 0	0- 0	2- 0				
1- 1	0- 0	0- 1	NEUTRAL	0- 0	0- 0	1- 0				
16- 0	0- 0	0- 0	CONFERENCE	2- 0	3- 0	11- 0				
8- 0	0- 0	0- 0	HOME	1- 0	1- 0	6- 0				
8- 0	0- 0	0- 0	AWAY	1- 0	2- 0	5- 0				
0- 0	0- 0	0- 0	NEUTRAL	0- 0	0- 0	0- 0				

RPI 1-25				RPI 26-50				Team's RPI: 35		RPI 51-100				RPI 101+			
RPI	S	Opponent	Score	RPI	S	Opponent	Score		RPI	S	Opponent	Score	RPI	S	Opponent	Score	
17	A	Texas A&M	54 65	33	A	UCLA	50 59		69	A	Middle Tenn.	60 47	103	A	UAB	55 43	
				36	N	North Carolina	50 71		72	A	Little Rock	79 65	105	A	Western Ky.	68 46	
									100	H	Old Dominion	48 42	107	H	Charlotte	61 51	
													139	H	Georgia St.	66 49	
													168	A	Louisiana Tech	61 51	
													168	H	Louisiana Tech	78 42	
													173	N	Coastal Caro.	56 52	
													184	A	Southern Miss.	58 47	
													187	A	North Texas	59 47	
													187	H	North Texas	64 52	
													192	A	Prairie View	68 58	
													201	A	Marshall	79 67	
													222	H	Texas Southern	76 71	
													230	H	SMU	66 52	
													267	H	UTEP	76 42	
													282	H	New Orleans	67 56	
													303	A	UTSA	72 46	
													303	H	UTSA	85 54	
													306	H	Fla. Atlantic	63 35	
													307	A	Incarnate Word	74 63	
													312	H	McNeese	93 65	
													321	H	FIU	76 44	
LAST 12 Division I GAMES:																	
				303	A	UTSA	72 46		105	A	Western Ky.	68 46					
				168	H	Louisiana Tech	78 42		100	H	Old Dominion	48 42					
				187	A	North Texas	59 47		107	H	Charlotte	61 51					
				306	H	Fla. Atlantic	63 35		103	A	UAB	55 43					
				321	H	FIU	76 44		69	A	Middle Tenn.	60 47					
				201	A	Marshall	79 67		187	H	North Texas	64 52					

Non-Div I Games:

Rice

■ Loss,
 ■ Non-Conf, S Site,
 ■ Home
 ■ Away
 N Neutral

Average RPI Win: 248	WON-LOST	WINNING	LAST 10	STRENGTH OF	OPP. STRENGTH	TEAM	ADJ.	CONF.	ADJ CONF.
Average RPI Loss: 139	RECORD	PCT. RANK	GAMES	SCHEDULE	OF SCHEDULE	RPI	RPI	RPI	RPI
DIV. I ONLY	9- 21	272	0- 1	156	154	272	272	17	17
DIV. I NON-CONF.	3- 10	278	0- 0	105	125	266	266	16	16
TOTALS	RPI 1-25	RPI 26-50	W-L RECORDS	RPI 51-100	RPI 101-150	RPI 150+			
9- 21	0- 1	0- 2	OVERALL	0- 6	0- 2	9- 10			
8- 7	0- 0	0- 1	HOME	0- 3	0- 0	8- 3			
1- 13	0- 1	0- 1	AWAY	0- 2	0- 2	1- 7			
0- 1	0- 0	0- 0	NEUTRAL	0- 1	0- 0	0- 0			
3- 10	0- 1	0- 2	NON-CONFERENCE	0- 3	0- 0	3- 4			
3- 4	0- 0	0- 1	HOME	0- 2	0- 0	3- 1			
0- 5	0- 1	0- 1	AWAY	0- 0	0- 0	0- 3			
0- 1	0- 0	0- 0	NEUTRAL	0- 1	0- 0	0- 0			
6- 11	0- 0	0- 0	CONFERENCE	0- 3	0- 2	6- 6			
5- 3	0- 0	0- 0	HOME	0- 1	0- 0	5- 2			
1- 8	0- 0	0- 0	AWAY	0- 2	0- 2	1- 4			
0- 0	0- 0	0- 0	NEUTRAL	0- 0	0- 0	0- 0			

RPI 1-25				RPI 26-50				RPI 51-100				RPI 101+ Team's RPI: 272			
RPI	S	Opponent	Score	RPI	S	Opponent	Score	RPI	S	Opponent	Score	RPI	S	Opponent	Score
15	A	UCF	48 70	34	H	Ohio	58 109	64	H	Drexel	35 58	115	A	Dayton	50 71
				39	A	Quinnipiac	48 65	68	H	Georgetown	53 73	136	A	Duquesne	54 80
								73	N	Virginia Tech	57 85	151	A	Wake Forest	48 62
								84	A	Fordham	48 60	154	A	Davidson	55 78
								91	A	VCU	37 58	161	A	William & Mary	55 65
								91	H	VCU	43 68	181	A	Saint Louis	49 58
												181	A	Saint Louis	48 78
												204	A	Massachusetts	38 64
												204	H	Massachusetts	62 58
												210	H	UMES	57 55
												220	H	George Washington	56 48
												227	H	George Mason	52 67
												228	H	Howard	67 60
												236	H	Saint Joseph's	46 45
												258	H	Rhode Island	60 66
												261	H	St. Bonaventure	57 49
												283	H	Fairfield	40 58
												284	A	La Salle	74 60
												284	H	La Salle	56 51
												306	A	Fla. Atlantic	55 69
												308	H	UNC Greensboro	59 48
LAST 12 Division I GAMES:															
181	A	Saint Louis	49 58	261	H	St. Bonaventure	57 49								
220	H	George Washington	56 48	91	A	VCU	37 58								
204	A	Massachusetts	38 64	115	A	Dayton	50 71								
284	H	La Salle	56 51	204	H	Massachusetts	62 58								
227	H	George Mason	52 67	284	A	La Salle	74 60								
181	A	Saint Louis	48 78	236	H	Saint Joseph's	46 45								

Non-Div I Games:

Richmond

■ Loss,
 ■ Non-Conf,
 ■ S Site,
 ■ H Home
 ■ A Away
 N Neutral

R
i
d
e
rR
i
d
e
r

Rider

Page 252

Average RPI Win:	292	WON-LOST	WINNING	LAST 10	STRENGTH OF	OPP. STRENGTH	TEAM	ADJ.	CONF.	ADJ CONF.
Average RPI Loss:	144	RECORD	PCT. RANK	GAMES	SCHEDULE	OF SCHEDULE	RPI	RPI	RPI	RPI
DIV. I ONLY	19- 10	89	1- 0	320	304	177	177	30	30	
DIV. I NON-CONF.	2- 8	293	0- 0	213	70	303	303	31	31	
TOTALS	RPI 1-25	RPI 26-50	W-L RECORDS	RPI 51-100	RPI 101-150	RPI 150+				
19- 10	0- 2	0- 0	OVERALL	0- 1	0- 2	19- 5				
12- 3	0- 1	0- 0	HOME	0- 1	0- 0	12- 1				
7- 6	0- 1	0- 0	AWAY	0- 0	0- 2	7- 3				
0- 1	0- 0	0- 0	NEUTRAL	0- 0	0- 0	0- 1				
2- 8	0- 2	0- 0	NON-CONFERENCE	0- 1	0- 2	2- 3				
2- 3	0- 1	0- 0	HOME	0- 1	0- 0	2- 1				
0- 4	0- 1	0- 0	AWAY	0- 0	0- 2	0- 1				
0- 1	0- 0	0- 0	NEUTRAL	0- 0	0- 0	0- 1				
17- 2	0- 0	0- 0	CONFERENCE	0- 0	0- 0	17- 2				
10- 0	0- 0	0- 0	HOME	0- 0	0- 0	10- 0				
7- 2	0- 0	0- 0	AWAY	0- 0	0- 0	7- 2				
0- 0	0- 0	0- 0	NEUTRAL	0- 0	0- 0	0- 0				

RPI 1-25				RPI 26-50				RPI 51-100				RPI 101+ Team's RPI: 177			
RPI	S	Opponent	Score	RPI	S	Opponent	Score	RPI	S	Opponent	Score	RPI	S	Opponent	Score
7	A	Iowa	63 92					77	H	Kent St.	46 54	106	A	Loyola Marymount	53 61
25	H	James Madison	36 59									120	A	Youngstown St.	59 69
												180	A	Sacred Heart	45 54
												180	H	Sacred Heart	64 46
												208	A	Saint Francis (PA)	66 60
												208	H	Saint Francis (PA)	66 53
												212	A	Bowling Green	60 61
												224	A	Mt. St. Mary's	55 61
												224	H	Mt. St. Mary's	70 58
												230	N	SMU	55 60
												247	A	St. Francis Brooklyn	75 56
												247	H	St. Francis Brooklyn	74 57
												258	H	Rhode Island	41 46
												284	H	La Salle	67 39
												293	A	Bryant	60 57
												293	H	Bryant	59 56
												318	A	Wagner	77 57
												318	H	Wagner	69 46
												327	A	Central Conn. St.	64 57
												327	H	Central Conn. St.	60 40
												337	H	Delaware St.	64 63
												344	A	Fairleigh Dickinson	63 43
												344	H	Fairleigh Dickinson	64 38
												344	H	Fairleigh Dickinson	71 49
												351	A	LIU Brooklyn	89 37
												351	H	LIU Brooklyn	71 54
LAST 12 Division I GAMES:															
344	H	Fairleigh Dickinson	64 38	247	H	St. Francis Brooklyn	74 57	208	A	Saint Francis (PA)	66 60				
106	A	Loyola Marymount	53 61	224	A	Mt. St. Mary's	55 61	327	H	Central Conn. St.	60 40				
208	H	Saint Francis (PA)	66 53	293	H	Bryant	59 56	344	A	Fairleigh Dickinson	63 43				
180	A	Sacred Heart	45 54												
318	A	Wagner	77 57												
351	H	LIU Brooklyn	71 54												

Non-Div I Games: Pitt.-Johnstown 73 53

Robert Morris

■ Loss,
■ Non-Conf,
■ S Site,
■ H Home
■ A Away
N Neutral

SFA		WON-LOST		WINNING		LAST 10		STRENGTH OF		OPP. STRENGTH		TEAM		ADJ.		CONF.		ADJ CONF.	
Average RPI Win: 231		RECORD		PCT. RANK		GAMES		SCHEDULE		OF SCHEDULE		RPI		RPI		RPI		RPI	
Average RPI Loss: 108																			
DIV. I ONLY		22- 5		20		0- 1		214		265		62		62		25		25	
DIV. I NON-CONF.		6- 3		91		0- 1		103		164		69		69		23		23	
TOTALS		RPI 1-25		RPI 26-50		W-L RECORDS		RPI 51-100		RPI 101-150		RPI 150+							
22- 5		0- 1		0- 0		OVERALL		1- 2		4- 1		17- 1							
14- 0		0- 0		0- 0		HOME		1- 0		3- 0		10- 0							
7- 5		0- 1		0- 0		AWAY		0- 2		1- 1		6- 1							
1- 0		0- 0		0- 0		NEUTRAL		0- 0		0- 0		1- 0							
6- 3		0- 1		0- 0		NON-CONFERENCE		0- 1		2- 1		4- 0							
5- 0		0- 0		0- 0		HOME		0- 0		2- 0		3- 0							
0- 3		0- 1		0- 0		AWAY		0- 1		0- 1		0- 0							
1- 0		0- 0		0- 0		NEUTRAL		0- 0		0- 0		1- 0							
16- 2		0- 0		0- 0		CONFERENCE		1- 1		2- 0		13- 1							
9- 0		0- 0		0- 0		HOME		1- 0		1- 0		7- 0							
7- 2		0- 0		0- 0		AWAY		0- 1		1- 0		6- 1							
0- 0		0- 0		0- 0		NEUTRAL		0- 0		0- 0		0- 0							

RPI 1-25				RPI 26-50				RPI 51-100 Team's RPI: 62				RPI 101+			
RPI	S	Opponent	Score	RPI	S	Opponent	Score	RPI	S	Opponent	Score	RPI	S	Opponent	Score
18	A	Miami (FL)	60 81					53	A	New Mexico	33 74	137	H	Yale	67 57
								54	A	Lamar University	46 62	142	A	Texas Tech	69 77
								54	H	Lamar University	70 58	144	A	Abilene Christian	71 55
												144	H	Abilene Christian	65 48
												146	H	Montana St.	60 53
												156	H	Nicholls St.	70 62
												160	H	Tulsa	76 34
												172	A	Sam Houston St.	78 68
												172	H	Sam Houston St.	83 75
												196	N	Hampton	70 68
												222	H	Texas Southern	74 55
												273	A	A&M-Corpus Christi	44 46
												282	H	New Orleans	97 38
												286	A	Central Ark.	59 53
												286	H	Central Ark.	79 43
												307	A	Incarnate Word	66 56
												307	H	Incarnate Word	65 48
												311	H	Morgan St.	69 42
												312	A	McNeese	97 48
												315	A	Northwestern St.	87 67
												315	H	Northwestern St.	84 56
												322	A	Southeastern La.	62 51
												332	H	Houston Baptist	65 53
LAST 12 Division I GAMES:															
53	A	New Mexico	33 74	307	H	Incarnate Word	65 48								
137	H	Yale	67 57	273	A	A&M-Corpus Christi	44 46								
172	H	Sam Houston St.	83 75	315	A	Northwestern St.	87 67								
144	H	Abilene Christian	65 48	312	A	McNeese	97 48								
54	A	Lamar University	46 62	54	H	Lamar University	70 58								
286	H	Central Ark.	79 43	332	H	Houston Baptist	65 53								

Non-Div I Games: Wiley 97 38 Cameron 86 59 Our Lady of the Lak93 77

SFA

Loss, Non-Conf, S Site, H Home A Away N Neutral

SIUE				STRENGTH OF SCHEDULE	OPP. STRENGTH OF SCHEDULE	TEAM RPI	ADJ. RPI	CONF. RPI	ADJ CONF. RPI
Average RPI Win:	272	WON-LOST RECORD	WINNING PCT. RANK						
Average RPI Loss:	172		LAST 10 GAMES						
DIV. I ONLY	12- 16	216	0- 1	288	280	239	239	22	22
DIV. I NON-CONF.	4- 6	212	0- 0	315	258	236	236	22	22
TOTALS	RPI 1-25	RPI 26-50	W-L RECORDS	RPI 51-100	RPI 101-150	RPI 150+			
12- 16	0- 0	0- 2	OVERALL	0- 1	2- 4	10- 9			
6- 4	0- 0	0- 0	HOME	0- 0	2- 2	4- 2			
6- 11	0- 0	0- 2	AWAY	0- 0	0- 2	6- 7			
0- 1	0- 0	0- 0	NEUTRAL	0- 1	0- 0	0- 0			
4- 6	0- 0	0- 1	NON-CONFERENCE	0- 1	1- 0	3- 4			
1- 0	0- 0	0- 0	HOME	0- 0	1- 0	0- 0			
3- 5	0- 0	0- 1	AWAY	0- 0	0- 0	3- 4			
0- 1	0- 0	0- 0	NEUTRAL	0- 1	0- 0	0- 0			
8- 10	0- 0	0- 1	CONFERENCE	0- 0	1- 4	7- 5			
5- 4	0- 0	0- 0	HOME	0- 0	1- 2	4- 2			
3- 6	0- 0	0- 1	AWAY	0- 0	0- 2	3- 3			
0- 0	0- 0	0- 0	NEUTRAL	0- 0	0- 0	0- 0			

RPI 1-25			RPI 26-50			RPI 51-100			RPI 101+ Team's RPI: 239		
RPI	S	Opponent	Score	RPI	S	Opponent	Score	RPI	S	Opponent	Score
29	A	Missouri	36 59	70	N	Missouri St.	65 68	110	A	UT Martin	55 68
43	A	Belmont	54 87					110	H	UT Martin	48 75
								129	H	Morehead St.	67 73
								141	H	Illinois St.	68 61
								148	A	Tennessee Tech	55 79
								148	H	Tennessee Tech	63 61
								181	A	Saint Louis	56 63
								213	A	Jacksonville St.	51 47
								213	H	Jacksonville St.	61 68
								225	A	Illinois	57 74
								240	A	Southeast Mo. St.	58 63
								240	H	Southeast Mo. St.	52 62
								242	A	UMKC	75 80
								254	A	Loyola Chicago	43 56
								259	A	Austin Peay	65 77
								259	H	Austin Peay	69 68
								260	A	Murray St.	75 81
								260	H	Murray St.	71 54
								294	A	Eastern Ill.	65 56
								294	H	Eastern Ill.	78 62
								304	A	Tennessee St.	66 55
								329	A	Evansville	54 45
								333	H	Eastern Ky.	74 55
								334	A	Purdue Fort Wayne	57 49
								349	A	Chicago St.	82 66
LAST 12 Division I GAMES:											
213	H	Jacksonville St.	61 68	260	A	Murray St.	75 81				
148	H	Tennessee Tech	63 61	259	A	Austin Peay	65 77				
43	A	Belmont	54 87	333	H	Eastern Ky.	74 55				
304	A	Tennessee St.	66 55	129	H	Morehead St.	67 73				
110	H	UT Martin	48 75	110	A	UT Martin	55 68				
294	H	Eastern Ill.	78 62	240	A	Southeast Mo. St.	58 63				

Non-Div I Games: McKendree 64 63

SIUE

Loss, Non-Conf, S Site, H Home A Away N Neutral

SMU										
Average RPI Win:	220	WON-LOST	WINNING	LAST 10	STRENGTH OF	OPP. STRENGTH	TEAM	ADJ.	CONF.	ADJ CONF.
Average RPI Loss:	126	RECORD	PCT. RANK	GAMES	SCHEDULE	OF SCHEDULE	RPI	RPI	RPI	RPI
DIV. I ONLY	11- 19	241	0- 1	120	127	230	230	9	9	
DIV. I NON-CONF.	6- 7	172	0- 0	170	286	224	224	8	8	

TOTALS	RPI 1-25	RPI 26-50	W-L RECORDS	RPI 51-100	RPI 101-150	RPI 150+				
11- 19	0- 3	0- 1	OVERALL	0- 3	1- 3	10- 9				
8- 8	0- 1	0- 0	HOME	0- 1	1- 1	7- 5				
1- 10	0- 2	0- 1	AWAY	0- 2	0- 2	1- 3				
2- 1	0- 0	0- 0	NEUTRAL	0- 0	0- 0	2- 1				
6- 7	0- 0	0- 1	NON-CONFERENCE	0- 2	0- 1	6- 3				
4- 4	0- 0	0- 0	HOME	0- 1	0- 0	4- 3				
0- 3	0- 0	0- 1	AWAY	0- 1	0- 1	0- 0				
2- 0	0- 0	0- 0	NEUTRAL	0- 0	0- 0	2- 0				
5- 12	0- 3	0- 0	CONFERENCE	0- 1	1- 2	4- 6				
4- 4	0- 1	0- 0	HOME	0- 0	1- 1	3- 2				
1- 7	0- 2	0- 0	AWAY	0- 1	0- 1	1- 3				
0- 1	0- 0	0- 0	NEUTRAL	0- 0	0- 0	0- 1				

RPI 1-25				RPI 26-50				RPI 51-100				RPI 101+ Team's RPI: 230			
RPI	S	Opponent	Score	RPI	S	Opponent	Score	RPI	S	Opponent	Score	RPI	S	Opponent	Score
6	A	UConn	39 79	35	A	Rice	52 66	56	A	TCU	63 65	109	A	Houston	68 69
15	A	UCF	43 55					71	H	UT Arlington	41 66	109	H	Houston	61 72
15	H	UCF	54 66					76	A	Cincinnati	57 69	114	H	South Fla.	46 44
												122	A	Northern Colo.	57 58
												155	H	Oklahoma	61 77
												158	H	Alabama	61 62
												160	A	Tulsa	35 49
												166	H	Temple	53 52
												167	A	Tulane	64 60
												167	H	Tulane	43 61
												177	N	Robert Morris	60 55
												187	H	North Texas	73 66
												190	A	East Carolina	61 67
												190	H	East Carolina	54 64
												190	N	East Carolina	48 50
												217	N	Northern Ariz.	55 48
												232	H	Memphis	71 48
												256	A	Wichita St.	42 53
												256	H	Wichita St.	78 50
												276	H	CSU Bakersfield	49 43
												300	H	La.-Monroe	49 38
												322	H	Southeastern La.	62 63
												328	H	Mississippi Val.	62 47
LAST 12 Division I GAMES:															
190	N	East Carolina	48 50	256	A	Wichita St.	42 53								
217	N	Northern Ariz.	55 48	190	H	East Carolina	54 64								
190	A	East Carolina	61 67	15	H	UCF	54 66								
232	H	Memphis	71 48	160	A	Tulsa	35 49								
167	A	Tulane	64 60	109	A	Houston	68 69								
166	H	Temple	53 52	114	H	South Fla.	46 44								

Non-Div I Games:

SMU

■ Loss,
 ■ Non-Conf,
 ■ S Site,
 ■ Home
 ■ Away
 N Neutral

Average RPI Win:	258	WON-LOST	WINNING	LAST 10	STRENGTH OF	OPP. STRENGTH	TEAM	ADJ.	CONF.	ADJ CONF.
Average RPI Loss:	138	RECORD	PCT. RANK	GAMES	SCHEDULE	OF SCHEDULE	RPI	RPI	RPI	RPI
DIV. I ONLY	9- 19	266	0- 1	205	196	263	263	16	16	
DIV. I NON-CONF.	3- 4	199	0- 0	169	246	220	220	12	12	
TOTALS	RPI 1-25	RPI 26-50	W-L RECORDS	RPI 51-100	RPI 101-150	RPI 150+				
9- 19	0- 0	0- 0	OVERALL	0- 7	0- 6	9- 6				
4- 9	0- 0	0- 0	HOME	0- 3	0- 3	4- 3				
3- 8	0- 0	0- 0	AWAY	0- 3	0- 3	3- 2				
2- 2	0- 0	0- 0	NEUTRAL	0- 1	0- 0	2- 1				
3- 4	0- 0	0- 0	NON-CONFERENCE	0- 3	0- 0	3- 1				
1- 2	0- 0	0- 0	HOME	0- 1	0- 0	1- 1				
0- 1	0- 0	0- 0	AWAY	0- 1	0- 0	0- 0				
2- 1	0- 0	0- 0	NEUTRAL	0- 1	0- 0	2- 0				
6- 15	0- 0	0- 0	CONFERENCE	0- 4	0- 6	6- 5				
3- 7	0- 0	0- 0	HOME	0- 2	0- 3	3- 2				
3- 7	0- 0	0- 0	AWAY	0- 2	0- 3	3- 2				
0- 1	0- 0	0- 0	NEUTRAL	0- 0	0- 0	0- 1				

RPI 1-25			RPI 26-50			RPI 51-100			RPI 101+			Team's RPI: 263
RPI	S	Opponent	Score	RPI	S	Opponent	Score	RPI	S	Opponent	Score	
						53 A New Mexico	53 85	122 A Northern Colo.		69 82		
						83 H UC Davis	60 109	122 H Northern Colo.		61 71		
						85 A Idaho	66 104	124 A Portland St.		58 74		
						85 H Idaho	65 69	124 H Portland St.		57 75		
						95 A Idaho St.	43 73	146 A Montana St.		58 64		
						95 H Idaho St.	42 56	146 H Montana St.		53 69		
						97 N Pepperdine	97 113	183 A Montana		67 75		
								183 H Montana		86 88		
								196 N Hampton		65 61		
								205 A Eastern Wash.		73 70		
								205 H Eastern Wash.		62 71		
								217 A Northern Ariz.		69 71		
								217 H Northern Ariz.		65 61		
								217 N Northern Ariz.		69 74		
								225 N Illinois		109 107		
								249 H San Francisco		75 86		
								268 A Southern Utah		75 69		
								268 H Southern Utah		77 76		
								313 A Weber St.		78 69		
								313 H Weber St.		77 62		
								320 H Cal Poly		88 85		
LAST 12 Division I GAMES:												
						217 N Northern Ariz.	69 74	124 H Portland St.		57 75		
						196 N Hampton	65 61	313 A Weber St.		78 69		
						183 A Montana	67 75	217 A Northern Ariz.		69 71		
						146 A Montana St.	58 64	268 A Southern Utah		75 69		
						85 H Idaho	65 69	122 H Northern Colo.		61 71		
						205 H Eastern Wash.	62 71	124 A Portland St.		58 74		

Non-Div I Games: Antelope Valley 86 80

Sacramento St.

Loss, Non-Conf, S Site, H Home A Away N Neutral

RPI	S	Opponent	Score	
344	H	Fairleigh Dickinson	68	62
351	A	LIU Brooklyn	64	69
351	H	LIU Brooklyn	75	53

Sacred Heart

Average RPI Win:	281	WON-LOST	WINNING	LAST 10	STRENGTH OF	OPP. STRENGTH	TEAM	ADJ.	CONF.	ADJ CONF.
Average RPI Loss:	165	RECORD	PCT. RANK	GAMES	SCHEDULE	OF SCHEDULE	RPI	RPI	RPI	RPI
DIV. I ONLY	14- 16	194	1- 0	211	310	208	208	30	30	
DIV. I NON-CONF.	2- 9	297	0- 0	31	98	196	196	31	31	
TOTALS	RPI 1-25	RPI 26-50	W-L RECORDS	RPI 51-100	RPI 101-150	RPI 150+				
14- 16	0- 1	0- 2	OVERALL	0- 1	1- 3	13- 9				
9- 4	0- 0	0- 0	HOME	0- 1	1- 1	8- 2				
5- 10	0- 1	0- 1	AWAY	0- 0	0- 2	5- 6				
0- 2	0- 0	0- 1	NEUTRAL	0- 0	0- 0	0- 1				
2- 9	0- 1	0- 2	NON-CONFERENCE	0- 1	1- 3	1- 2				
1- 2	0- 0	0- 0	HOME	0- 1	1- 1	0- 0				
1- 5	0- 1	0- 1	AWAY	0- 0	0- 2	1- 1				
0- 2	0- 0	0- 1	NEUTRAL	0- 0	0- 0	0- 1				
12- 7	0- 0	0- 0	CONFERENCE	0- 0	0- 0	12- 7				
8- 2	0- 0	0- 0	HOME	0- 0	0- 0	8- 2				
4- 5	0- 0	0- 0	AWAY	0- 0	0- 0	4- 5				
0- 0	0- 0	0- 0	NEUTRAL	0- 0	0- 0	0- 0				

RPI 1-25				RPI 26-50				RPI 51-100				RPI 101+ Team's RPI: 208			
RPI	S	Opponent	Score	RPI	S	Opponent	Score	RPI	S	Opponent	Score	RPI	S	Opponent	Score
2	A	Baylor	58 116	27	A	Rutgers	52 96	61	H	FGCU	69 83	120	A	Youngstown St.	56 80
				46	N	Boise St.	64 78					127	A	Pittsburgh	75 78
												129	H	Morehead St.	89 83
												136	H	Duquesne	73 93
												177	A	Robert Morris	53 66
												177	H	Robert Morris	60 66
												180	A	Sacred Heart	51 77
												180	H	Sacred Heart	85 68
												183	N	Montana	77 79
												186	A	Liberty	53 82
												224	A	Mt. St. Mary's	83 72
												224	H	Mt. St. Mary's	68 66
												247	A	St. Francis Brooklyn	65 78
												247	H	St. Francis Brooklyn	86 84
												293	A	Bryant	63 66
												293	H	Bryant	91 78
												293	H	Bryant	78 66
												318	A	Wagner	67 58
												318	H	Wagner	107 70
												327	A	Central Conn. St.	62 73
												327	H	Central Conn. St.	83 68
												340	A	Longwood	91 88
												344	A	Fairleigh Dickinson	77 65
												344	H	Fairleigh Dickinson	75 64
												351	A	LIU Brooklyn	80 66
												351	H	LIU Brooklyn	69 75
LAST 12 Division I GAMES:															
293	H	Bryant	91 78	351	H	LIU Brooklyn	69 75								
183	N	Montana	77 79	177	H	Robert Morris	60 66								
177	A	Robert Morris	53 66	344	A	Fairleigh Dickinson	77 65								
318	A	Wagner	67 58	293	H	Bryant	78 66								
180	A	Sacred Heart	51 77	327	H	Central Conn. St.	83 68								
247	H	St. Francis Brooklyn	86 84	224	A	Mt. St. Mary's	83 72								

Non-Div I Games: Seton Hill 86 74

Saint Francis (PA)

■ Loss,
 ■ Non-Conf,
 ■ S Site,
 ■ Home
 ■ A Away
 N Neutral

Saint Joseph's

Through Games Of March 11, 2019

Average RPI Win:	238	WON-LOST	WINNING	LAST 10	STRENGTH OF	OPP. STRENGTH	TEAM	ADJ.	CONF.	ADJ CONF.
Average RPI Loss:	131	RECORD	PCT. RANK	GAMES	SCHEDULE	OF SCHEDULE	RPI	RPI	RPI	RPI
DIV. I ONLY	12- 19	236	1- 1	173	161	236	236	17	17	
DIV. I NON-CONF.	4- 9	252	0- 0	139	163	245	245	16	16	
TOTALS	RPI 1-25	RPI 26-50	W-L RECORDS	RPI 51-100	RPI 101-150	RPI 150+				
12- 19	0- 0	0- 1	OVERALL	0- 7	0- 5	12- 6				
8- 9	0- 0	0- 1	HOME	0- 3	0- 2	8- 3				
4- 9	0- 0	0- 0	AWAY	0- 3	0- 3	4- 3				
0- 1	0- 0	0- 0	NEUTRAL	0- 1	0- 0	0- 0				
4- 9	0- 0	0- 1	NON-CONFERENCE	0- 3	0- 2	4- 3				
3- 5	0- 0	0- 1	HOME	0- 1	0- 1	3- 2				
1- 4	0- 0	0- 0	AWAY	0- 2	0- 1	1- 1				
0- 0	0- 0	0- 0	NEUTRAL	0- 0	0- 0	0- 0				
8- 10	0- 0	0- 0	CONFERENCE	0- 4	0- 3	8- 3				
5- 4	0- 0	0- 0	HOME	0- 2	0- 1	5- 1				
3- 5	0- 0	0- 0	AWAY	0- 1	0- 2	3- 2				
0- 1	0- 0	0- 0	NEUTRAL	0- 1	0- 0	0- 0				

RPI S	Opponent	Score	RPI S	Opponent	Score	RPI S	Opponent	Score	RPI S	Opponent	Score	Team's RPI: 236
49	H Auburn	70 81	55	H Villanova	35 47	115	A Dayton	65 72				
			57	A Penn	45 65	125	H Towson	52 73				
			64	A Drexel	34 51	128	A Delaware	39 48				
			84	H Fordham	41 51	136	A Duquesne	73 81				
			91	A VCU	40 59	136	H Duquesne	56 67				
			91	H VCU	47 65	154	H Davidson	66 54				
			91	N VCU	47 58	166	H Temple	52 58				
						171	H Rider	54 56				
						180	A Sacred Heart	61 44				
						181	H Saint Louis	49 62				
						204	H Massachusetts	55 54				
						220	A George Washington	41 38				
						220	H George Washington	61 49				
						227	A George Mason	59 68				
						250	H Columbia	68 61				
						255	A Navy	48 49				
						258	A Rhode Island	55 48				
						261	H St. Bonaventure	66 41				
						265	H Loyola Maryland	49 46				
						271	H Niagara	68 54				
						272	A Richmond	45 46				
						284	A La Salle	64 63				
						284	H La Salle	60 57				
LAST 12 Division I GAMES:												
220	H George Washington	61 49	136	H Duquesne	56 67							
91	N VCU	47 58	284	A La Salle	64 63							
265	H Loyola Maryland	49 46	204	H Massachusetts	55 54							
84	H Fordham	41 51	220	A George Washington	41 38							
227	A George Mason	59 68	154	H Davidson	66 54							
258	A Rhode Island	55 48	91	H VCU	47 65							

Non-Div I Games:

Saint Joseph's

■ Loss,
 ■ Non-Conf,
 ■ S Site,
 ■ H Home
 ■ A Away
 N Neutral

Saint Louis

Through Games Of March 11, 2019

Average RPI Win:	216	WON-LOST	WINNING	LAST 10	STRENGTH OF	OPP. STRENGTH	TEAM	ADJ.	CONF.	ADJ CONF.
Average RPI Loss:	130	RECORD	PCT. RANK	GAMES	SCHEDULE	OF SCHEDULE	RPI	RPI	RPI	RPI
DIV. I ONLY	15- 16	180	1- 0	189	119	181	181	17	17	
DIV. I NON-CONF.	5- 8	224	0- 0	220	43	223	223	16	16	
TOTALS	RPI 1-25	RPI 26-50	W-L RECORDS	RPI 51-100	RPI 101-150	RPI 150+				
15- 16	0- 1	0- 1	OVERALL	2- 4	3- 4	10- 6				
9- 6	0- 1	0- 1	HOME	1- 2	2- 0	6- 2				
6- 7	0- 0	0- 0	AWAY	1- 2	1- 2	4- 3				
0- 3	0- 0	0- 0	NEUTRAL	0- 0	0- 2	0- 1				
5- 8	0- 1	0- 1	NON-CONFERENCE	1- 1	1- 2	3- 3				
2- 4	0- 1	0- 1	HOME	0- 1	1- 0	1- 1				
3- 2	0- 0	0- 0	AWAY	1- 0	0- 1	2- 1				
0- 2	0- 0	0- 0	NEUTRAL	0- 0	0- 1	0- 1				
10- 8	0- 0	0- 0	CONFERENCE	1- 3	2- 2	7- 3				
7- 2	0- 0	0- 0	HOME	1- 1	1- 0	5- 1				
3- 5	0- 0	0- 0	AWAY	0- 2	1- 1	2- 2				
0- 1	0- 0	0- 0	NEUTRAL	0- 0	0- 1	0- 0				

RPI	S	Opponent	Score	RPI	S	Opponent	Score	RPI	S	Opponent	Score	RPI	S	Opponent	Score	Team's RPI: 181
6	H	UConn	42 98	29	H	Missouri	62 74	76	H	Cincinnati	50 51	115	A	Dayton	57 73	
								84	A	Fordham	51 54	115	H	Dayton	68 65	
								84	H	Fordham	53 56	136	A	Duquesne	67 63	
								91	A	VCU	47 57	136	N	Duquesne	51 72	
								91	H	VCU	76 60	137	N	Yale	52 58	
								96	A	Virginia	67 65	141	A	Illinois St.	67 72	
												149	H	Southern Ill.	62 58	
												154	A	Davidson	57 60	
												160	A	Tulsa	75 86	
												170	N	Chattanooga	61 71	
												204	A	Massachusetts	66 70	
												220	H	George Washington	60 44	
												227	H	George Mason	60 53	
												230	H	Indiana St.	56 60	
												236	A	Saint Joseph's	62 49	
												239	H	SIUE	63 56	
												258	H	Rhode Island	56 68	
												261	A	St. Bonaventure	62 45	
												272	H	Richmond	58 49	
												272	H	Richmond	78 48	
												284	H	La Salle	69 58	
												306	A	Fla. Atlantic	93 61	
												333	A	Eastern Ky.	70 43	
LAST 12 Division I GAMES:																
272	H	Richmond	58 49	272	H	Richmond	78 48									
136	N	Duquesne	51 72	136	A	Duquesne	67 63									
306	A	Fla. Atlantic	93 61	284	H	La Salle	69 58									
115	A	Dayton	57 73	84	A	Fordham	51 54									
91	H	VCU	76 60	220	H	George Washington	60 44									
154	A	Davidson	57 60	227	H	George Mason	60 53									

Non-Div I Games:

Saint Louis

■ Loss,
 ■ Non-Conf,
 ■ S Site,
 ■ H Home
 ■ A Away
 N Neutral

Saint Mary's (CA)

Through Games Of March 11, 2019

Average RPI Win:	173	WON-LOST	WINNING	LAST 10	STRENGTH OF	OPP. STRENGTH	TEAM	ADJ.	CONF.	ADJ CONF.
Average RPI Loss:	48	RECORD	PCT. RANK	GAMES	SCHEDULE	OF SCHEDULE	RPI	RPI	RPI	RPI
DIV. I ONLY	20- 11	95	1- 1	51	81	47	47	7	7	
DIV. I NON-CONF.	7- 4	108	0- 0	66	57	59	59	7	7	
TOTALS	RPI 1-25	RPI 26-50	W-L RECORDS	RPI 51-100	RPI 101-150	RPI 150+				
20- 11	0- 5	1- 2	OVERALL	4- 3	2- 1	13- 0				
9- 4	0- 2	0- 2	HOME	3- 0	1- 0	5- 0				
8- 6	0- 2	1- 0	AWAY	0- 3	0- 1	7- 0				
3- 1	0- 1	0- 0	NEUTRAL	1- 0	1- 0	1- 0				
7- 4	0- 2	0- 1	NON-CONFERENCE	2- 1	0- 0	5- 0				
2- 2	0- 1	0- 1	HOME	1- 0	0- 0	1- 0				
3- 2	0- 1	0- 0	AWAY	0- 1	0- 0	3- 0				
2- 0	0- 0	0- 0	NEUTRAL	1- 0	0- 0	1- 0				
13- 7	0- 3	1- 1	CONFERENCE	2- 2	2- 1	8- 0				
7- 2	0- 1	0- 1	HOME	2- 0	1- 0	4- 0				
5- 4	0- 1	1- 0	AWAY	0- 2	0- 1	4- 0				
1- 1	0- 1	0- 0	NEUTRAL	0- 0	1- 0	0- 0				

RPI 1-25				RPI 26-50				Team's RPI: 47	RPI 51-100				RPI 101+			
RPI	S	Opponent	Score	RPI	S	Opponent	Score		RPI	S	Opponent	Score	RPI	S	Opponent	Score
5	H	Oregon	55 79	32	A	BYU	78 75		60	H	Wyoming	90 84	106	A	Loyola Marymount	56 69
13	A	Gonzaga	62 74	32	H	BYU	73 74		83	A	UC Davis	74 76	106	H	Loyola Marymount	86 62
13	H	Gonzaga	52 66	40	H	California	78 81		97	A	Pepperdine	72 77	106	N	Loyola Marymount	70 38
13	N	Gonzaga	77 78						97	H	Pepperdine	79 68	159	A	Washington St.	70 64
24	A	Oregon St.	56 89						98	A	Pacific	67 76	162	N	Texas St.	89 62
									98	H	Pacific	75 62	163	A	Santa Clara	83 59
									100	N	Old Dominion	83 65	163	H	Santa Clara	81 68
													189	A	Portland	98 91
													189	H	Portland	113 85
													195	H	Milwaukee	73 71
													249	A	San Francisco	80 65
													249	H	San Francisco	88 63
													269	A	San Diego	80 49
													269	H	San Diego	74 60
													290	A	UC Santa Barbara	80 55
													320	A	Cal Poly	69 51
LAST 12 Division I GAMES:																
106	N	Loyola Marymount	70 38	249	H	San Francisco	88 63									
13	N	Gonzaga	77 78	163	H	Santa Clara	81 68									
100	N	Old Dominion	83 65	269	A	San Diego	80 49									
98	H	Pacific	75 62	32	A	BYU	78 75									
97	A	Pepperdine	72 77	13	H	Gonzaga	52 66									
106	A	Loyola Marymount	56 69	189	H	Portland	113 85									

Non-Div I Games:

Saint Mary's (CA)

■ Loss,
 ■ Non-Conf, S Site,
 ■ Home
 ■ Away
 N Neutral

Average RPI Win: 323		WON-LOST	WINNING	LAST 10	STRENGTH OF	OPP. STRENGTH	TEAM	ADJ.	CONF.	ADJ CONF.
Average RPI Loss: 232		RECORD	PCT. RANK	GAMES	SCHEDULE	OF SCHEDULE	RPI	RPI	RPI	RPI
DIV. I ONLY		6- 24	321	0- 1	350	303	347	347	26	26
DIV. I NON-CONF.		5- 6	177	0- 0	342	344	309	309	27	27
TOTALS	RPI 1-25	RPI 26-50		W-L RECORDS		RPI 51-100	RPI 101-150	RPI 150+		
6- 24	0- 0	0- 1		OVERALL		0- 0	0- 4	6- 19		
4- 10	0- 0	0- 0		HOME		0- 0	0- 1	4- 9		
2- 13	0- 0	0- 1		AWAY		0- 0	0- 3	2- 9		
0- 1	0- 0	0- 0		NEUTRAL		0- 0	0- 0	0- 1		
5- 6	0- 0	0- 0		NON-CONFERENCE		0- 0	0- 3	5- 3		
4- 1	0- 0	0- 0		HOME		0- 0	0- 0	4- 1		
1- 5	0- 0	0- 0		AWAY		0- 0	0- 3	1- 2		
0- 0	0- 0	0- 0		NEUTRAL		0- 0	0- 0	0- 0		
1- 18	0- 0	0- 1		CONFERENCE		0- 0	0- 1	1- 16		
0- 9	0- 0	0- 0		HOME		0- 0	0- 1	0- 8		
1- 8	0- 0	0- 1		AWAY		0- 0	0- 0	1- 7		
0- 1	0- 0	0- 0		NEUTRAL		0- 0	0- 0	0- 1		

[illegible]

Non-Div I Games:

Saint Peter's

■ Loss, ■ Non-Conf, S Site, H Home A Away N Neutral

RPI	S	Opponent	Score	
326	A	UMass Lowell	57	59
344	H	Fairleigh Dickinson	75	58
351	H	LIU Brooklyn	86	59

Saint Peter's

Average RPI Win:	280	WON-LOST	WINNING	LAST 10	STRENGTH OF	OPP. STRENGTH	TEAM	ADJ.	CONF.	ADJ CONF.
Average RPI Loss:	120	RECORD	PCT. RANK	GAMES	SCHEDULE	OF SCHEDULE	RPI	RPI	RPI	RPI
DIV. I ONLY	13- 12	160	0- 1	204	283	172	172	25	25	
DIV. I NON-CONF.	2- 5	264	0- 0	131	145	184	184	23	23	
TOTALS	RPI 1-25	RPI 26-50	W-L RECORDS	RPI 51-100	RPI 101-150	RPI 150+				
13- 12	0- 0	0- 0	OVERALL	0- 7	1- 1	12- 4				
6- 4	0- 0	0- 0	HOME	0- 2	0- 1	6- 1				
7- 7	0- 0	0- 0	AWAY	0- 4	1- 0	6- 3				
0- 1	0- 0	0- 0	NEUTRAL	0- 1	0- 0	0- 0				
2- 5	0- 0	0- 0	NON-CONFERENCE	0- 3	0- 0	2- 2				
0- 1	0- 0	0- 0	HOME	0- 0	0- 0	0- 1				
2- 3	0- 0	0- 0	AWAY	0- 2	0- 0	2- 1				
0- 1	0- 0	0- 0	NEUTRAL	0- 1	0- 0	0- 0				
11- 7	0- 0	0- 0	CONFERENCE	0- 4	1- 1	10- 2				
6- 3	0- 0	0- 0	HOME	0- 2	0- 1	6- 0				
5- 4	0- 0	0- 0	AWAY	0- 2	1- 0	4- 2				
0- 0	0- 0	0- 0	NEUTRAL	0- 0	0- 0	0- 0				

RPI S	Opponent	Score	RPI S	Opponent	Score	RPI S	Opponent	Score	RPI S	Opponent	Score	Team's RPI: 172
						54	A Lamar University	76 81	144	A Abilene Christian	72 63	
						54	H Lamar University	72 83	144	H Abilene Christian	79 91	
						56	A TCU	59 72	156	A Nicholls St.	81 84	
						62	A SFA	75 83	157	H Oral Roberts	62 73	
						62	H SFA	68 78	184	A Southern Miss.	65 61	
						82	N Troy	79 84	256	A Wichita St.	55 63	
						86	A LSU	52 66	270	A Louisiana	68 62	
									273	A A&M-Corpus Christi	61 76	
									273	H A&M-Corpus Christi	61 59	
									282	H New Orleans	86 62	
									286	A Central Ark.	71 59	
									286	H Central Ark.	66 62	
									307	A Incarnate Word	76 56	
									312	A McNeese	93 80	
									315	H Northwestern St.	66 55	
									322	H Southeastern La.	94 63	
									332	A Houston Baptist	74 63	
									332	H Houston Baptist	83 64	
LAST 12 Division I GAMES:												
			62	A SFA	75 83		273	H A&M-Corpus Christi	61 59			
			286	A Central Ark.	71 59		144	A Abilene Christian	72 63			
			282	H New Orleans	86 62		312	A McNeese	93 80			
			332	H Houston Baptist	83 64		62	H SFA	68 78			
			156	A Nicholls St.	81 84		322	H Southeastern La.	94 63			
			54	A Lamar University	76 81		54	H Lamar University	72 83			

Non-Div I Games: UNKNOWN 94 46 Wiley 101 63 Jarvis Christian 100 55

Sam Houston St.

Loss, Non-Conf, S Site, H Home A Away N Neutral

Average RPI Win: 282	WON-LOST	WINNING	LAST 10	STRENGTH OF	OPP. STRENGTH	TEAM	ADJ.	CONF.	ADJ CONF.
Average RPI Loss: 173	RECORD	PCT. RANK	GAMES	SCHEDULE	OF SCHEDULE	RPI	RPI	RPI	RPI
DIV. I ONLY	8- 20	279	0- 1	266	266	289	289	28	28
DIV. I NON-CONF.	3- 10	278	0- 0	159	229	235	235	25	25
TOTALS	RPI 1-25	RPI 26-50	W-L RECORDS	RPI 51-100	RPI 101-150	RPI 150+			
8- 20	0- 0	0- 1	OVERALL	0- 1	0- 5	8- 13			
5- 4	0- 0	0- 0	HOME	0- 0	0- 2	5- 2			
3- 15	0- 0	0- 1	AWAY	0- 1	0- 3	3- 10			
0- 1	0- 0	0- 0	NEUTRAL	0- 0	0- 0	0- 1			
3- 10	0- 0	0- 1	NON-CONFERENCE	0- 1	0- 3	3- 5			
1- 1	0- 0	0- 0	HOME	0- 0	0- 1	1- 0			
2- 9	0- 0	0- 1	AWAY	0- 1	0- 2	2- 5			
0- 0	0- 0	0- 0	NEUTRAL	0- 0	0- 0	0- 0			
5- 10	0- 0	0- 0	CONFERENCE	0- 0	0- 2	5- 8			
4- 3	0- 0	0- 0	HOME	0- 0	0- 1	4- 2			
1- 6	0- 0	0- 0	AWAY	0- 0	0- 1	1- 5			
0- 1	0- 0	0- 0	NEUTRAL	0- 0	0- 0	0- 1			

RPI S	Opponent	Score	RPI S	Opponent	Score	RPI S	Opponent	Score	RPI S	Opponent	Score	Team's RPI: 289
49	A Auburn	46 73	82	A Troy	52 72	103	H UAB	41 66	110	A UT Martin	68 89	
						131	A Mercer	68 76	131	H Mercer	52 68	
						143	A Oklahoma St.	62 82	165	A Denver	87 83	
						170	A Chattanooga	56 61	170	H Chattanooga	63 73	
						175	A Colorado	39 81	184	A Southern Miss.	40 76	
						191	A Furman	36 57	191	H Furman	41 74	
						191	N Furman	52 67	196	A Hampton	57 64	
						206	A Vanderbilt	52 77	232	A Memphis	48 53	
						243	A ETSU	50 71	243	H ETSU	79 58	
						257	A Wofford	62 71	257	H Wofford	79 62	
						266	A Alabama St.	60 51	308	A UNC Greensboro	54 55	
						308	H UNC Greensboro	57 53	331	H Presbyterian	75 54	
						342	A Western Caro.	75 42	342	H Western Caro.	58 43	
						243	H ETSU	79 58				
LAST 12 Division I GAMES:												
191	N Furman	52 67	342	H Western Caro.	58 43							
191	H Furman	41 74	131	H Mercer	52 68							
257	H Wofford	79 62	257	A Wofford	62 71							
243	A ETSU	50 71	191	A Furman	36 57							
170	A Chattanooga	56 61	170	H Chattanooga	63 73							
308	H UNC Greensboro	57 53	243	H ETSU	79 58							

Non-Div I Games: Rhodes 71 54 Montevallo 73 47

Samford

Loss, Non-Conf, S Site, H Home A Away N Neutral

Average RPI Win:	235	WON-LOST	WINNING	LAST 10	STRENGTH OF	OPP. STRENGTH	TEAM	ADJ.	CONF.	ADJ CONF.
Average RPI Loss:	117	RECORD	PCT. RANK	GAMES	SCHEDULE	OF SCHEDULE	RPI	RPI	RPI	RPI
DIV. I ONLY	8- 21	283	0- 1	175	87	269	269	7	7	
DIV. I NON-CONF.	6- 4	125	0- 0	320	185	219	219	7	7	
TOTALS	RPI 1-25	RPI 26-50	W-L RECORDS	RPI 51-100	RPI 101-150	RPI 150+				
8- 21	0- 2	0- 5	OVERALL	0- 4	0- 3	8- 7				
6- 9	0- 1	0- 3	HOME	0- 2	0- 1	6- 2				
2- 11	0- 1	0- 2	AWAY	0- 2	0- 2	2- 4				
0- 1	0- 0	0- 0	NEUTRAL	0- 0	0- 0	0- 1				
6- 4	0- 0	0- 1	NON-CONFERENCE	0- 0	0- 1	6- 2				
5- 1	0- 0	0- 1	HOME	0- 0	0- 0	5- 0				
1- 3	0- 0	0- 0	AWAY	0- 0	0- 1	1- 2				
0- 0	0- 0	0- 0	NEUTRAL	0- 0	0- 0	0- 0				
2- 17	0- 2	0- 4	CONFERENCE	0- 4	0- 2	2- 5				
1- 8	0- 1	0- 2	HOME	0- 2	0- 1	1- 2				
1- 8	0- 1	0- 2	AWAY	0- 2	0- 1	1- 2				
0- 1	0- 0	0- 0	NEUTRAL	0- 0	0- 0	0- 1				

RPI	S	Opponent	Score	RPI	S	Opponent	Score	RPI	S	Opponent	Score	RPI	S	Opponent	Score	Team's RPI: 269
13	A	Gonzaga	44 71	32	A	BYU	68 80	97	A	Pepperdine	65 88	106	A	Loyola Marymount	57 83	
13	H	Gonzaga	61 86	32	H	BYU	56 65	97	H	Pepperdine	55 74	106	H	Loyola Marymount	52 69	
				40	H	California	53 70	98	A	Pacific	47 79	108	A	Minnesota	48 53	
				47	A	Saint Mary's (CA)	60 74	98	H	Pacific	53 70	163	A	Santa Clara	57 49	
				47	H	Saint Mary's (CA)	49 80					163	H	Santa Clara	68 77	
												163	N	Santa Clara	59 63	
												189	A	Portland	74 96	
												189	H	Portland	60 69	
												199	H	Hawaii	58 50	
												202	H	San Diego St.	72 71	
												211	H	Dartmouth	78 76	
												249	A	San Francisco	57 68	
												249	H	San Francisco	66 59	
												268	A	Southern Utah	59 69	
												275	A	Long Beach St.	60 56	
												280	H	Cleveland St.	83 82	
												298	H	San Jose St.	83 79	
												303	A	UTSA	77 87	
LAST 12 Division I GAMES:																
163	N	Santa Clara	59 63	47	H	Saint Mary's (CA)	49 80									
249	H	San Francisco	66 59	98	H	Pacific	53 70									
163	H	Santa Clara	68 77	106	A	Loyola Marymount	57 83									
32	A	BYU	68 80	97	A	Pepperdine	65 88									
189	A	Portland	74 96	32	H	BYU	56 65									
13	A	Gonzaga	44 71	13	H	Gonzaga	61 86									

Non-Div I Games: Cal St. San B'dino 76 58

San Diego

■ Loss,
 ■ Non-Conf,
 ■ S Site,
 ■ Home
 ■ Away
 N Neutral

Average RPI Win:	212	WON-LOST	WINNING	LAST 10	STRENGTH OF	OPP. STRENGTH	TEAM	ADJ.	CONF.	ADJ CONF.
Average RPI Loss:	161	RECORD	PCT. RANK	GAMES	SCHEDULE	OF SCHEDULE	RPI	RPI	RPI	RPI
DIV. I ONLY	14- 17	205	2- 0	201	172	202	202	15	15	
DIV. I NON-CONF.	5- 6	177	0- 0	246	239	229	229	13	13	
TOTALS	RPI 1-25	RPI 26-50	W-L RECORDS	RPI 51-100	RPI 101-150	RPI 150+				
14- 17	0- 0	0- 2	OVERALL	2- 4	1- 2	11- 9				
8- 7	0- 0	0- 1	HOME	1- 2	0- 1	7- 3				
4- 10	0- 0	0- 1	AWAY	0- 2	1- 1	3- 6				
2- 0	0- 0	0- 0	NEUTRAL	1- 0	0- 0	1- 0				
5- 6	0- 0	0- 0	NON-CONFERENCE	0- 2	0- 1	5- 3				
3- 3	0- 0	0- 0	HOME	0- 2	0- 0	3- 1				
2- 3	0- 0	0- 0	AWAY	0- 0	0- 1	2- 2				
0- 0	0- 0	0- 0	NEUTRAL	0- 0	0- 0	0- 0				
9- 11	0- 0	0- 2	CONFERENCE	2- 2	1- 1	6- 6				
5- 4	0- 0	0- 1	HOME	1- 0	0- 1	4- 2				
2- 7	0- 0	0- 1	AWAY	0- 2	1- 0	1- 4				
2- 0	0- 0	0- 0	NEUTRAL	1- 0	0- 0	1- 0				

RPI 1-25				RPI 26-50				RPI 51-100				RPI 101+				Team's RPI: 202
RPI	S	Opponent	Score	RPI	S	Opponent	Score	RPI	S	Opponent	Score	RPI	S	Opponent	Score	
				46	A	Boise St.	67 91	53	A	New Mexico	62 70	119	A	Fresno St.	59 58	
				46	H	Boise St.	66 69	53	H	New Mexico	61 59	119	H	Fresno St.	81 87	
								53	N	New Mexico	70 61	145	A	CSUN	74 77	
								56	H	TCU	64 81	163	A	Santa Clara	43 60	
								60	A	Wyoming	45 87	178	A	UC Irvine	78 70	
								80	H	Arizona	60 69	179	A	Utah St.	56 54	
												179	H	Utah St.	52 65	
												199	H	Hawaii	58 57	
												200	A	UNLV	57 71	
												200	H	UNLV	49 62	
												215	H	California Baptist	83 67	
												245	A	Nevada	69 74	
												245	H	Nevada	64 61	
												253	A	Cal St. Fullerton	83 72	
												269	A	San Diego	71 72	
												279	H	Colorado St.	54 45	
												290	H	UC Santa Barbara	58 63	
												295	A	Air Force	66 75	
												295	H	Air Force	70 61	
												295	N	Air Force	63 55	
												298	A	San Jose St.	76 84	
												298	H	San Jose St.	69 68	
												307	H	Incarinate Word	81 38	
LAST 12 Division I GAMES:																
				295	N	Air Force	63 55	200	H	UNLV	49 62					
				53	N	New Mexico	70 61	245	A	Nevada	69 74					
				245	H	Nevada	64 61	46	A	Boise St.	67 91					
				119	A	Fresno St.	59 58	279	H	Colorado St.	54 45					
				298	A	San Jose St.	76 84	179	A	Utah St.	56 54					
				179	H	Utah St.	52 65	53	H	New Mexico	61 59					

Non-Div I Games:

San Diego St.

■ Loss,
■ Non-Conf,
■ S Site,
■ Home
■ Away
N Neutral

San Francisco

Through Games Of March 11, 2019

Average RPI Win:	260	WON-LOST	WINNING	LAST 10	STRENGTH OF	OPP. STRENGTH	TEAM	ADJ.	CONF.	ADJ CONF.
Average RPI Loss:	102	RECORD	PCT. RANK	GAMES	SCHEDULE	OF SCHEDULE	RPI	RPI	RPI	RPI
DIV. I ONLY	7- 24	307	1- 1	101	91	249	249	7	7	
DIV. I NON-CONF.	4- 7	228	0- 0	200	171	230	230	7	7	
TOTALS	RPI 1-25	RPI 26-50	W-L RECORDS	RPI 51-100	RPI 101-150	RPI 150+				
7- 24	0- 3	0- 4	OVERALL	0- 7	0- 4	7- 6				
2- 11	0- 1	0- 2	HOME	0- 4	0- 2	2- 2				
2- 11	0- 2	0- 2	AWAY	0- 3	0- 1	2- 3				
3- 2	0- 0	0- 0	NEUTRAL	0- 0	0- 1	3- 1				
4- 7	0- 1	0- 0	NON-CONFERENCE	0- 3	0- 1	4- 2				
1- 3	0- 0	0- 0	HOME	0- 2	0- 1	1- 0				
1- 3	0- 1	0- 0	AWAY	0- 1	0- 0	1- 1				
2- 1	0- 0	0- 0	NEUTRAL	0- 0	0- 0	2- 1				
3- 17	0- 2	0- 4	CONFERENCE	0- 4	0- 3	3- 4				
1- 8	0- 1	0- 2	HOME	0- 2	0- 1	1- 2				
1- 8	0- 1	0- 2	AWAY	0- 2	0- 1	1- 2				
1- 1	0- 0	0- 0	NEUTRAL	0- 0	0- 1	1- 0				

RPI 1-25				RPI 26-50				RPI 51-100				RPI 101+ Team's RPI: 249			
RPI	S	Opponent	Score	RPI	S	Opponent	Score	RPI	S	Opponent	Score	RPI	S	Opponent	Score
4	A	Stanford	62 96	32	A	BYU	59 82	71	H	UT Arlington	73 80	106	A	Loyola Marymount	58 66
13	A	Gonzaga	51 78	32	H	BYU	59 67	83	H	UC Davis	68 70	106	H	Loyola Marymount	66 73
13	H	Gonzaga	44 64	47	A	Saint Mary's (CA)	63 88	85	A	Idaho	63 70	106	N	Loyola Marymount	45 66
				47	H	Saint Mary's (CA)	65 80	97	A	Pepperdine	50 69	122	H	Northern Colo.	63 68
								97	H	Pepperdine	66 72	159	A	Washington St.	61 91
								98	A	Pacific	48 74	163	A	Santa Clara	57 49
								98	H	Pacific	75 85	163	H	Santa Clara	66 71
												189	A	Portland	73 78
												189	H	Portland	66 69
												189	N	Portland	76 69
												221	N	North Dakota	97 100
												263	A	Sacramento St.	86 75
												269	A	San Diego	59 66
												269	H	San Diego	68 57
												298	H	San Jose St.	85 63
												319	N	North Dakota St.	75 42
												320	N	Cal Poly	65 62
LAST 12 Division I GAMES:															
189	N	Portland	76 69	47	A	Saint Mary's (CA)	63 88								
106	N	Loyola Marymount	45 66	98	A	Pacific	48 74								
269	A	San Diego	59 66	106	H	Loyola Marymount	66 73								
32	A	BYU	59 82	97	H	Pepperdine	66 72								
13	H	Gonzaga	44 64	163	A	Santa Clara	57 49								
189	H	Portland	66 69	189	A	Portland	73 78								

Non-Div I Games:

San Francisco

■ Loss,
 ■ Non-Conf,
 ■ S Site,
 ■ H Home
 ■ A Away
 N Neutral

Average RPI Win:	225	WON-LOST	WINNING	LAST 10	STRENGTH OF	OPP. STRENGTH	TEAM	ADJ.	CONF.	ADJ CONF.
Average RPI Loss:	152	RECORD	PCT. RANK	GAMES	SCHEDULE	OF SCHEDULE	RPI	RPI	RPI	RPI
DIV. I ONLY	6- 23	318	0- 1	162	155	298	298	15	15	
DIV. I NON-CONF.	1- 9	326	0- 0	247	186	336	336	13	13	
TOTALS	RPI 1-25	RPI 26-50	W-L RECORDS	RPI 51-100	RPI 101-150	RPI 150+				
6- 23	0- 0	0- 2	OVERALL	0- 6	1- 3	5- 12				
5- 8	0- 0	0- 1	HOME	0- 3	1- 0	4- 4				
1- 14	0- 0	0- 1	AWAY	0- 3	0- 3	1- 7				
0- 1	0- 0	0- 0	NEUTRAL	0- 0	0- 0	0- 1				
1- 9	0- 0	0- 0	NON-CONFERENCE	0- 2	0- 2	1- 5				
1- 3	0- 0	0- 0	HOME	0- 1	0- 0	1- 2				
0- 6	0- 0	0- 0	AWAY	0- 1	0- 2	0- 3				
0- 0	0- 0	0- 0	NEUTRAL	0- 0	0- 0	0- 0				
5- 14	0- 0	0- 2	CONFERENCE	0- 4	1- 1	4- 7				
4- 5	0- 0	0- 1	HOME	0- 2	1- 0	3- 2				
1- 8	0- 0	0- 1	AWAY	0- 2	0- 1	1- 4				
0- 1	0- 0	0- 0	NEUTRAL	0- 0	0- 0	0- 1				

RPI 1-25				RPI 26-50				RPI 51-100				RPI 101+				Team's RPI: 298	
RPI	S	Opponent	Score	RPI	S	Opponent	Score	RPI	S	Opponent	Score	RPI	S	Opponent	Score		
				46	A	Boise St.	68 99	53	A	New Mexico	72 110	119	A	Fresno St.	48 77		
				46	H	Boise St.	69 83					119	H	Fresno St.	65 57		
								60	A	Wyoming	56 85	124	A	Portland St.	51 80		
								60	H	Wyoming	56 70	145	A	CSUN	40 76		
								94	A	Nebraska	63 96	163	H	Santa Clara	56 62		
								98	H	Pacific	67 91	175	A	Colorado	64 76		
												178	H	UC Irvine	66 74		
												179	A	Utah St.	49 82		
												179	H	Utah St.	68 59		
												200	A	UNLV	70 74		
												200	H	UNLV	43 53		
												202	A	San Diego St.	68 69		
												202	H	San Diego St.	84 76		
												245	H	Nevada	49 52		
												245	N	Nevada	68 78		
												249	A	San Francisco	63 85		
												269	A	San Diego	79 83		
												276	H	CSU Bakersfield	82 72		
												279	A	Colorado St.	78 70		
												295	A	Air Force	77 88		
												295	H	Air Force	73 60		
LAST 12 Division I GAMES:																	
				245	N	Nevada	68 78	279	A	Colorado St.	78 70						
				119	H	Fresno St.	65 57	200	A	UNLV	70 74						
				60	A	Wyoming	56 85	53	H	New Mexico	60 79						
				202	H	San Diego St.	84 76	46	H	Boise St.	69 83						
				53	A	New Mexico	72 110	202	A	San Diego St.	68 69						
				295	H	Air Force	73 60	179	H	Utah St.	68 59						

Non-Div I Games:	San Fran. St.	66	73
------------------	---------------	----	----

San Jose St.

Loss, Non-Conf, S Site, H Home A Away N Neutral

Santa Clara

Through Games Of March 11, 2019

Average RPI Win:	214	WON-LOST	WINNING	LAST 10	STRENGTH OF	OPP. STRENGTH	TEAM	ADJ.	CONF.	ADJ CONF.
Average RPI Loss:	90	RECORD	PCT. RANK	GAMES	SCHEDULE	OF SCHEDULE	RPI	RPI	RPI	RPI
DIV. I ONLY	13- 17	213	1- 1	103	96	163	163	7	7	
DIV. I NON-CONF.	6- 4	125	0- 0	179	203	130	130	7	7	
TOTALS	RPI 1-25	RPI 26-50	W-L RECORDS	RPI 51-100	RPI 101-150	RPI 150+				
13- 17	0- 3	0- 4	OVERALL	2- 5	1- 3	10- 2				
5- 9	0- 1	0- 2	HOME	1- 2	0- 2	4- 2				
7- 7	0- 2	0- 2	AWAY	1- 2	1- 1	5- 0				
1- 1	0- 0	0- 0	NEUTRAL	0- 1	0- 0	1- 0				
6- 4	0- 1	0- 0	NON-CONFERENCE	1- 1	0- 2	5- 0				
4- 1	0- 0	0- 0	HOME	1- 0	0- 1	3- 0				
2- 3	0- 1	0- 0	AWAY	0- 1	0- 1	2- 0				
0- 0	0- 0	0- 0	NEUTRAL	0- 0	0- 0	0- 0				
7- 13	0- 2	0- 4	CONFERENCE	1- 4	1- 1	5- 2				
1- 8	0- 1	0- 2	HOME	0- 2	0- 1	1- 2				
5- 4	0- 1	0- 2	AWAY	1- 1	1- 0	3- 0				
1- 1	0- 0	0- 0	NEUTRAL	0- 1	0- 0	1- 0				

RPI 1-25				RPI 26-50				RPI 51-100				RPI 101+ Team's RPI: 163			
RPI	S	Opponent	Score	RPI	S	Opponent	Score	RPI	S	Opponent	Score	RPI	S	Opponent	Score
13	A	Gonzaga	61 78	32	A	BYU	64 69	52	A	Southern California	46 77	106	A	Loyola Marymount	83 75
13	H	Gonzaga	61 74	32	H	BYU	44 54	70	H	Missouri St.	77 73	106	H	Loyola Marymount	60 69
24	A	Oregon St.	31 82	47	A	Saint Mary's (CA)	68 81	97	A	Pepperdine	48 74	119	A	Fresno St.	53 80
				47	H	Saint Mary's (CA)	59 83	97	H	Pepperdine	74 76	145	H	CSUN	38 53
								98	A	Pacific	88 83	189	A	Portland	72 66
								98	H	Pacific	70 74	189	H	Portland	106 68
								98	N	Pacific	60 76	202	H	San Diego St.	60 43
												245	H	Nevada	56 48
												249	A	San Francisco	71 66
												249	H	San Francisco	49 57
												253	A	Cal St. Fullerton	64 60
												269	A	San Diego	77 68
												269	H	San Diego	49 57
												269	N	San Diego	63 59
												298	A	San Jose St.	62 56
												341	H	Grand Canyon	75 55
LAST 12 Division I GAMES:															
269	N	San Diego	63 59	98	A	Pacific	88 83	47	A	Saint Mary's (CA)	68 81				
98	N	Pacific	60 76	32	A	BYU	64 69	97	H	Pepperdine	74 76				
13	A	Gonzaga	61 74	269	A	San Diego	77 68	106	H	Loyola Marymount	60 69				
				189	H	Portland	106 68	249	H	San Francisco	49 57				
								13	A	Gonzaga	61 78				

Non-Div I Games: Sonoma St. 98 38

Santa Clara

Loss, Non-Conf, S Site, H Home A Away N Neutral

Average RPI Win:	317	WON-LOST	WINNING	LAST 10	STRENGTH OF	OPP. STRENGTH	TEAM	ADJ.	CONF.	ADJ CONF.
Average RPI Loss:	244	RECORD	PCT. RANK	GAMES	SCHEDULE	OF SCHEDULE	RPI	RPI	RPI	RPI
DIV. I ONLY	5- 18	310	1- 0	348	336	345	345	32	32	
DIV. I NON-CONF.	0- 7	336	0- 0	233	141	342	342	32	32	
TOTALS	RPI 1-25	RPI 26-50	W-L RECORDS	RPI 51-100	RPI 101-150	RPI 150+				
5- 18	0- 1	0- 1	OVERALL	0- 0	0- 0	5- 16				
2- 9	0- 0	0- 0	HOME	0- 0	0- 0	2- 9				
3- 9	0- 1	0- 1	AWAY	0- 0	0- 0	3- 7				
0- 0	0- 0	0- 0	NEUTRAL	0- 0	0- 0	0- 0				
0- 7	0- 1	0- 1	NON-CONFERENCE	0- 0	0- 0	0- 5				
0- 3	0- 0	0- 0	HOME	0- 0	0- 0	0- 3				
0- 4	0- 1	0- 1	AWAY	0- 0	0- 0	0- 2				
0- 0	0- 0	0- 0	NEUTRAL	0- 0	0- 0	0- 0				
5- 11	0- 0	0- 0	CONFERENCE	0- 0	0- 0	5- 11				
2- 6	0- 0	0- 0	HOME	0- 0	0- 0	2- 6				
3- 5	0- 0	0- 0	AWAY	0- 0	0- 0	3- 5				
0- 0	0- 0	0- 0	NEUTRAL	0- 0	0- 0	0- 0				

RPI 1-25				RPI 26-50				RPI 51-100				RPI 101+ Team's RPI: 345			
RPI	S	Opponent	Score	RPI	S	Opponent	Score	RPI	S	Opponent	Score	RPI	S	Opponent	Score
22	A	DePaul	61 124	30	A	South Dakota St.	49 97					197	A	N.C. A&T	69 73
												210	A	UMES	46 78
												222	H	Texas Southern	41 65
												223	H	Bethune-Cookman	47 68
												228	H	Howard	70 106
												234	H	Jacksonville	58 68
												237	A	Ole Miss	51 74
												256	A	Wichita St.	50 66
												277	H	Norfolk St.	42 78
												285	H	Ga. Southern	71 82
												301	A	South Carolina St.	65 64
												301	H	South Carolina St.	60 71
												311	A	Morgan St.	47 63
												311	H	Morgan St.	53 35
												314	A	Coppin St.	76 70
												314	H	Coppin St.	68 57
												336	A	N.C. Central	65 77
												336	H	N.C. Central	67 71
												337	A	Delaware St.	58 66
												346	A	Florida A&M	54 50
												346	H	Florida A&M	55 60
LAST 12 Division I GAMES:															
301	A	South Carolina St.	65 64	311	H	Morgan St.	53 35								
228	H	Howard	70 106	314	H	Coppin St.	68 57								
197	A	N.C. A&T	69 73	210	A	UMES	46 78								
336	A	N.C. Central	65 77	337	A	Delaware St.	58 66								
223	H	Bethune-Cookman	47 68	336	H	N.C. Central	67 71								
346	H	Florida A&M	55 60	301	H	South Carolina St.	60 71								

Non-Div I Games: Carver 101 49 Wesleyan (GA) 155 26

Savannah St.

■ Loss,
 ■ Non-Conf,
 ■ S Site,
 ■ Home
 ■ A Away
 N Neutral

Average RPI Win: 322	WON-LOST	WINNING	LAST 10	STRENGTH OF	OPP. STRENGTH	TEAM	ADJ.	CONF.	ADJ CONF.
Average RPI Loss: 204	RECORD	PCT. RANK	GAMES	SCHEDULE	OF SCHEDULE	RPI	RPI	RPI	RPI
DIV. I ONLY	3- 26	345	1- 0	261	318	338	338	31	31
DIV. I NON-CONF.	0- 13	336	0- 0	148	241	332	332	30	30
TOTALS	RPI 1-25	RPI 26-50	W-L RECORDS	RPI 51-100	RPI 101-150	RPI 150+			
3- 26	0- 0	0- 0	OVERALL	0- 5	0- 4	3- 17			
1- 12	0- 0	0- 0	HOME	0- 1	0- 2	1- 9			
2- 13	0- 0	0- 0	AWAY	0- 3	0- 2	2- 8			
0- 1	0- 0	0- 0	NEUTRAL	0- 1	0- 0	0- 0			
0- 13	0- 0	0- 0	NON-CONFERENCE	0- 5	0- 2	0- 6			
0- 5	0- 0	0- 0	HOME	0- 1	0- 1	0- 3			
0- 7	0- 0	0- 0	AWAY	0- 3	0- 1	0- 3			
0- 1	0- 0	0- 0	NEUTRAL	0- 1	0- 0	0- 0			
3- 13	0- 0	0- 0	CONFERENCE	0- 0	0- 2	3- 11			
1- 7	0- 0	0- 0	HOME	0- 0	0- 1	1- 6			
2- 6	0- 0	0- 0	AWAY	0- 0	0- 1	2- 5			
0- 0	0- 0	0- 0	NEUTRAL	0- 0	0- 0	0- 0			

RPI 1-25			RPI 26-50			RPI 51-100			RPI 101+			Team's RPI: 338
RPI	S	Opponent	Score	RPI	S	Opponent	Score	RPI	S	Opponent	Score	
								80	N	Arizona	54	84
								83	A	UC Davis	59	76
								93	A	Utah	62	89
								97	H	Pepperdine	64	78
								98	A	Pacific	61	75
						</						

Non-Div I Games:

Seattle U

■ Loss,
 ■ Non-Conf,
 ■ S Site,
 ■ Home
 ■ A Away
 N Neutral

Average RPI Win: 186	WON-LOST	WINNING	LAST 10	STRENGTH OF	OPP. STRENGTH	TEAM	ADJ.	CONF.	ADJ CONF.
Average RPI Loss: 77	RECORD	PCT. RANK	GAMES	SCHEDULE	OF SCHEDULE	RPI	RPI	RPI	RPI
DIV. I ONLY	15- 15	170	0- 1	99	74	140	140	6	6
DIV. I NON-CONF.	8- 3	72	0- 0	260	243	125	125	4	4
<hr/>									
TOTALS	RPI 1-25	RPI 26-50	W-L RECORDS	RPI 51-100	RPI 101-150	RPI 150+			
15- 15	1- 4	0- 1	OVERALL	4- 6	3- 2	7- 2			
11- 4	0- 2	0- 0	HOME	3- 1	2- 0	6- 1			
3- 9	1- 2	0- 1	AWAY	1- 4	1- 1	0- 1			
1- 2	0- 0	0- 0	NEUTRAL	0- 1	0- 1	1- 0			
8- 3	0- 1	0- 1	NON-CONFERENCE	1- 1	0- 0	7- 0			
6- 0	0- 0	0- 0	HOME	0- 0	0- 0	6- 0			
1- 2	0- 1	0- 1	AWAY	1- 0	0- 0	0- 0			
1- 1	0- 0	0- 0	NEUTRAL	0- 1	0- 0	1- 0			
7- 12	1- 3	0- 0	CONFERENCE	3- 5	3- 2	0- 2			
5- 4	0- 2	0- 0	HOME	3- 1	2- 0	0- 1			
2- 7	1- 1	0- 0	AWAY	0- 4	1- 1	0- 1			
0- 1	0- 0	0- 0	NEUTRAL	0- 0	0- 1	0- 0			

RPI 1-25				RPI 26-50				RPI 51-100				RPI 101+ Team's RPI: 140			
RPI	S	Opponent	Score	RPI	S	Opponent	Score	RPI	S	Opponent	Score	RPI	S	Opponent	Score
6	A	UConn	61 99	33	A	UCLA	62 78	51	A	Princeton	70 66	112	A	St. John's (NY)	76 72
12	A	Marquette	60 96					55	A	Villanova	68 73	112	H	St. John's (NY)	77 67
12	H	Marquette	63 109					55	H	Villanova	66 70	112	N	St. John's (NY)	51 76
22	A	DePaul	84 73					65	N	Georgia Tech	73 84	118	A	Providence	75 82
22	H	DePaul	85 94					68	A	Georgetown	43 51	118	H	Providence	79 73
								68	H	Georgetown	76 63	214	A	Xavier	62 63
								74	A	Butler	59 62	214	H	Xavier	76 80
								74	H	Butler	83 62	247	H	St. Francis Brooklyn	100 77
								92	A	Creighton	71 80	297	H	Kennesaw St.	102 80
								92	H	Creighton	82 75	303	H	UTSA	84 53
												308	N	UNC Greensboro	71 64
												318	H	Wagner	95 40
												326	H	UMass Lowell	90 57
												347	H	Saint Peter's	90 47
<hr/>															
LAST 12 Division I GAMES:															
112	N	St. John's (NY)	51 76	92	A	Creighton	71 80								
112	A	St. John's (NY)	76 72	118	A	Providence	75 82								
55	A	Villanova	68 73	74	H	Butler	83 62								
68	A	Georgetown	43 51	214	H	Xavier	76 80								
12	H	Marquette	63 109	68	H	Georgetown	76 63								
22	H	DePaul	85 94	55	H	Villanova	66 70								

Non-Div I Games:

Seton Hall

■ Loss,
■ Non-Conf,
■ S Site,
■ Home
■ A Away
N Neutral

Average RPI Win: 282	WON-LOST	WINNING	LAST 10	STRENGTH OF	OPP. STRENGTH	TEAM	ADJ.	CONF.	ADJ CONF.
Average RPI Loss: 180	RECORD	PCT. RANK	GAMES	SCHEDULE	OF SCHEDULE	RPI	RPI	RPI	RPI
DIV. I ONLY	12- 18	226	0- 1	281	287	274	274	26	26
DIV. I NON-CONF.	4- 7	228	0- 0	209	299	268	268	27	27
TOTALS	RPI 1-25	RPI 26-50	W-L RECORDS	RPI 51-100	RPI 101-150	RPI 150+			
12- 18	0- 0	0- 2	OVERALL	0- 3	0- 2	12- 11			
6- 9	0- 0	0- 1	HOME	0- 2	0- 1	6- 5			
5- 7	0- 0	0- 1	AWAY	0- 0	0- 1	5- 5			
1- 2	0- 0	0- 0	NEUTRAL	0- 1	0- 0	1- 1			
4- 7	0- 0	0- 0	NON-CONFERENCE	0- 3	0- 0	4- 4			
2- 4	0- 0	0- 0	HOME	0- 2	0- 0	2- 2			
1- 2	0- 0	0- 0	AWAY	0- 0	0- 0	1- 2			
1- 1	0- 0	0- 0	NEUTRAL	0- 1	0- 0	1- 0			
8- 11	0- 0	0- 2	CONFERENCE	0- 0	0- 2	8- 7			
4- 5	0- 0	0- 1	HOME	0- 0	0- 1	4- 3			
4- 5	0- 0	0- 1	AWAY	0- 0	0- 1	4- 3			
0- 1	0- 0	0- 0	NEUTRAL	0- 0	0- 0	0- 1			

RPI S	Opponent	Score	RPI S	Opponent	Score	RPI S	Opponent	Score	RPI S	Opponent	Score	Team's RPI: 274
39	A Quinnipiac	31 68	39	H Quinnipiac	38 67	57	H Penn	51 58	120	A Marist	59 88	
						64	N Drexel	39 51	120	H Marist	58 73	
						88	H Harvard	54 73	171	A Rider	54 77	
									171	H Rider	52 55	
									180	A Sacred Heart	50 72	
									204	H Massachusetts	64 59	
									219	A Monmouth	77 68	
									219	H Monmouth	54 56	
									228	A Howard	86 81	
									246	H Colgate	55 53	
									248	H Hofstra	50 57	
									261	A St. Bonaventure	58 74	
									264	A Manhattan	48 52	
									264	H Manhattan	62 56	
									271	H Niagara	67 61	
									283	A Fairfield	55 59	
									283	H Fairfield	40 66	
									288	A Canisius	78 66	
									306	H Fla. Atlantic	66 70	
									318	N Wagner	74 71	
									324	A Iona	66 45	
									324	H Iona	59 47	
									324	N Iona	64 75	
									347	A Saint Peter's	84 57	
									347	H Saint Peter's	50 46	
LAST 12 Division I GAMES:												
			324	N Iona	64 75		283	H Fairfield	40 66			
			318	N Wagner	74 71		219	H Monmouth	54 56			
			39	H Quinnipiac	38 67		324	A Iona	66 45			
			171	A Rider	54 77		264	A Manhattan	48 52			
			288	A Canisius	78 66		120	H Marist	58 73			
			271	H Niagara	67 61		283	A Fairfield	55 59			

Non-Div I Games:

Siena

■ Loss,
 ■ Non-Conf,
 ■ S Site,
 ■ Home
 ■ Away
 N Neutral

South Alabama

Through Games Of March 11, 2019

Average RPI Win:	220	WON-LOST	WINNING	LAST 10	STRENGTH OF	OPP. STRENGTH	TEAM	ADJ.	CONF.	ADJ CONF.
Average RPI Loss:	123	RECORD	PCT. RANK	GAMES	SCHEDULE	OF SCHEDULE	RPI	RPI	RPI	RPI
DIV. I ONLY	19- 9	75	1- 0	219	168	116	116	12	12	
DIV. I NON-CONF.	9- 0	1	0- 0	294	269	53	53	14	14	
TOTALS	RPI 1-25	RPI 26-50	W-L RECORDS	RPI 51-100	RPI 101-150	RPI 150+				
19- 9	0- 0	0- 0	OVERALL	1- 4	3- 2	15- 3				
10- 3	0- 0	0- 0	HOME	1- 1	1- 1	8- 1				
8- 6	0- 0	0- 0	AWAY	0- 3	1- 1	7- 2				
1- 0	0- 0	0- 0	NEUTRAL	0- 0	1- 0	0- 0				
9- 0	0- 0	0- 0	NON-CONFERENCE	0- 0	1- 0	8- 0				
3- 0	0- 0	0- 0	HOME	0- 0	0- 0	3- 0				
5- 0	0- 0	0- 0	AWAY	0- 0	0- 0	5- 0				
1- 0	0- 0	0- 0	NEUTRAL	0- 0	1- 0	0- 0				
10- 9	0- 0	0- 0	CONFERENCE	1- 4	2- 2	7- 3				
7- 3	0- 0	0- 0	HOME	1- 1	1- 1	5- 1				
3- 6	0- 0	0- 0	AWAY	0- 3	1- 1	2- 2				
0- 0	0- 0	0- 0	NEUTRAL	0- 0	0- 0	0- 0				

RPI 1-25				RPI 26-50				RPI 51-100				RPI 101+				Team's RPI: 116	
RPI	S	Opponent	Score	RPI	S	Opponent	Score	RPI	S	Opponent	Score	RPI	S	Opponent	Score		
								71	A	UT Arlington	51 72	134	N	New Mexico St.	68 67		
								72	A	Little Rock	44 47	135	A	Appalachian St.	63 71		
								72	H	Little Rock	42 65	135	H	Appalachian St.	50 59		
								82	A	Troy	58 66	139	A	Georgia St.	68 59		
								82	H	Troy	80 77	139	H	Georgia St.	62 59		
												158	A	Alabama	72 67		
												162	A	Texas St.	45 77		
												169	A	Southern U.	53 49		
												173	A	Coastal Caro.	88 78		
												173	H	Coastal Caro.	67 50		
												184	H	Southern Miss.	77 68		
												188	A	Arkansas St.	58 69		
												188	H	Arkansas St.	64 77		
												243	H	ETSU	81 74		
												266	H	Alabama St.	77 65		
												270	H	Louisiana	73 61		
												270	H	Louisiana	83 60		
												285	A	Ga. Southern	69 53		
												285	H	Ga. Southern	73 60		
												286	A	Central Ark.	58 50		
												300	H	La.-Monroe	77 49		
												304	A	Tennessee St.	78 56		
												321	A	FIU	84 77		
LAST 12 Division I GAMES:																	
270	H	Louisiana	73 61	82	A	Troy	58 66	139	H	Georgia St.	62 59						
321	A	FIU	84 77	285	H	Ga. Southern	73 60	72	A	Little Rock	44 47						
135	H	Appalachian St.	50 59	188	A	Arkansas St.	58 69	82	H	Troy	80 77						
173	H	Coastal Caro.	67 50														
162	A	Texas St.	45 77														
71	A	UT Arlington	51 72														

Non-Div I Games: Faulkner 97 40 Spring Hill 75 57

South Alabama

Loss, Non-Conf, S Site, H Home A Away N Neutral

South Carolina

Through Games Of March 11, 2019

Average RPI Win:	130	WON-LOST	WINNING	LAST 10	STRENGTH OF	OPP. STRENGTH	TEAM	ADJ.	CONF.	ADJ CONF.
Average RPI Loss:	18	RECORD	PCT. RANK	GAMES	SCHEDULE	OF SCHEDULE	RPI	RPI	RPI	RPI
DIV. I ONLY	21- 9	60	0- 1	10	27	19	19	5	5	
DIV. I NON-CONF.	8- 5	119	0- 0	16	17	38	38	5	5	
TOTALS	RPI 1-25	RPI 26-50	W-L RECORDS	RPI 51-100	RPI 101-150	RPI 150+				
21- 9	2- 8	3- 0	OVERALL	4- 1	3- 0	9- 0				
11- 4	0- 4	2- 0	HOME	0- 0	3- 0	6- 0				
9- 2	2- 2	1- 0	AWAY	4- 0	0- 0	2- 0				
1- 3	0- 2	0- 0	NEUTRAL	0- 1	0- 0	1- 0				
8- 5	0- 5	1- 0	NON-CONFERENCE	1- 0	2- 0	4- 0				
5- 2	0- 2	1- 0	HOME	0- 0	2- 0	2- 0				
2- 1	0- 1	0- 0	AWAY	1- 0	0- 0	1- 0				
1- 2	0- 2	0- 0	NEUTRAL	0- 0	0- 0	1- 0				
13- 4	2- 3	2- 0	CONFERENCE	3- 1	1- 0	5- 0				
6- 2	0- 2	1- 0	HOME	0- 0	1- 0	4- 0				
7- 1	2- 1	1- 0	AWAY	3- 0	0- 0	1- 0				
0- 1	0- 0	0- 0	NEUTRAL	0- 1	0- 0	0- 0				

RPI S	Opponent	Score	RPI S	Opponent	Score	RPI S	Opponent	Score	RPI S	Opponent	Score
2	H Baylor	69 94	29	H Missouri	79 65	58	A Tennessee	82 67	111	H Georgia	65 57
6	A UConn	79 97	49	A Auburn	73 66	66	A Arkansas	87 79	115	H Dayton	65 55
8	A Mississippi St.	74 89	50	H Clemson	69 57	66	N Arkansas	89 95	135	H Appalachian St.	80 50
8	H Mississippi St.	64 68				86	A LSU	76 53	158	H Alabama	62 59
14	H Maryland	61 85				89	A Purdue	82 73	166	H Temple	88 60
16	N Drake	85 90							191	H Furman	66 53
17	A Texas A&M	60 57							206	H Vanderbilt	80 69
21	A Kentucky	74 70							216	A Florida	96 77
21	H Kentucky	57 65							216	H Florida	71 40
24	N Oregon St.	68 70							237	H Ole Miss	76 42
									243	N ETSU	101 55
									266	A Alabama St.	94 38
LAST 12 Division I GAMES:											
66	N Arkansas	89 95	21	H Kentucky	57 65						
16	N Drake	85 90	216	A Florida	96 77						
24	N Oregon St.	68 70	111	H Georgia	65 57						
8	H Mississippi St.	64 68	6	A UConn	79 97						
49	A Auburn	73 66	237	H Ole Miss	76 42						
58	A Tennessee	82 67	66	A Arkansas	87 79						

Non-Div I Games:

South Carolina

Loss, Non-Conf, S Site, H Home A Away N Neutral

Average RPI Win: 304		WON-LOST	WINNING	LAST 10	STRENGTH OF	OPP. STRENGTH	TEAM	ADJ.	CONF.	ADJ CONF.
Average RPI Loss: 223		RECORD	PCT. RANK	GAMES	SCHEDULE	OF SCHEDULE	RPI	RPI	RPI	RPI
DIV. I ONLY		13- 15	198	1- 0	351	341	301	301	32	32
DIV. I NON-CONF.		5- 7	206	1- 0	330	266	292	292	32	32
TOTALS	RPI 1-25	RPI 26-50		W-L RECORDS		RPI 51-100	RPI 101-150	RPI 150+		
13- 15	0- 0	0- 0		OVERALL		0- 2	0- 0	13- 13		
6- 6	0- 0	0- 0		HOME		0- 0	0- 0	6- 6		
7- 7	0- 0	0- 0		AWAY		0- 2	0- 0	7- 5		
0- 2	0- 0	0- 0		NEUTRAL		0- 0	0- 0	0- 2		
5- 7	0- 0	0- 0		NON-CONFERENCE		0- 2	0- 0	5- 5		
3- 1	0- 0	0- 0		HOME		0- 0	0- 0	3- 1		
2- 4	0- 0	0- 0		AWAY		0- 2	0- 0	2- 2		
0- 2	0- 0	0- 0		NEUTRAL		0- 0	0- 0	0- 2		
8- 8	0- 0	0- 0		CONFERENCE		0- 0	0- 0	8- 8		
3- 5	0- 0	0- 0		HOME		0- 0	0- 0	3- 5		
5- 3	0- 0	0- 0		AWAY		0- 0	0- 0	5- 3		
0- 0	0- 0	0- 0		NEUTRAL		0- 0	0- 0	0- 0		

[illegible]

South Carolina St.

■ Loss, ■ Non-Conf, S Site, H Home A Away N Neutral

Average RPI Win:	199	WON-LOST	WINNING	LAST 10	STRENGTH OF	OPP. STRENGTH	TEAM	ADJ.	CONF.	ADJ CONF.
Average RPI Loss:	26	RECORD	PCT. RANK	GAMES	SCHEDULE	OF SCHEDULE	RPI	RPI	RPI	RPI
DIV. I ONLY	25- 6	27	2- 0	76	140	30	30	19	19	
DIV. I NON-CONF.	8- 5	119	0- 0	4	15	16	16	18	18	
TOTALS	RPI 1-25	RPI 26-50	W-L RECORDS	RPI 51-100	RPI 101-150	RPI 150+				
25- 6	1- 3	2- 2	OVERALL	3- 1	1- 0	18- 0				
13- 1	1- 1	1- 0	HOME	3- 0	0- 0	8- 0				
10- 3	0- 1	1- 1	AWAY	0- 1	1- 0	8- 0				
2- 2	0- 1	0- 1	NEUTRAL	0- 0	0- 0	2- 0				
8- 5	1- 3	1- 1	NON-CONFERENCE	3- 1	1- 0	2- 0				
5- 1	1- 1	0- 0	HOME	3- 0	0- 0	1- 0				
3- 2	0- 1	1- 0	AWAY	0- 1	1- 0	1- 0				
0- 2	0- 1	0- 1	NEUTRAL	0- 0	0- 0	0- 0				
17- 1	0- 0	1- 1	CONFERENCE	0- 0	0- 0	16- 0				
8- 0	0- 0	1- 0	HOME	0- 0	0- 0	7- 0				
7- 1	0- 0	0- 1	AWAY	0- 0	0- 0	7- 0				
2- 0	0- 0	0- 0	NEUTRAL	0- 0	0- 0	2- 0				

RPI 1-25				RPI 26-50				Team's RPI: 30	RPI 51-100				RPI 101+			
RPI	S	Opponent	Score	RPI	S	Opponent	Score		RPI	S	Opponent	Score	RPI	S	Opponent	Score
2	N	Baylor	66 72	26	A	Central Mich.	80 71		60	A	Wyoming	70 77	146	A	Montana St.	88 67
5	H	Oregon	79 87	37	A	South Dakota	98 105		61	H	FGCU	80 62	157	A	Oral Roberts	74 65
12	A	Marquette	52 91	37	H	South Dakota	82 78		63	H	Green Bay	77 47	157	H	Oral Roberts	68 55
16	H	Drake	80 71	38	N	Buffalo	55 61		92	H	Creighton	74 48	157	N	Oral Roberts	86 55
LAST 12 Division I GAMES:																
				334	N	Purdue Fort Wayne	88 50		325	A	Omaha	82 38				
				157	N	Oral Roberts	86 55		221	H	North Dakota	81 58				
				238	H	Western Ill.	100 62		157	A	Oral Roberts	74 65				
				37	H	South Dakota	82 78		165	A	Denver	83 67				
				334	H	Purdue Fort Wayne	92 68		325	H	Omaha	81 47				
				319	A	North Dakota St.	88 48		334	A	Purdue Fort Wayne	85 52				
									334	H	Purdue Fort Wayne	92 68				
									334	N	Purdue Fort Wayne	88 50				
									345	H	Savannah St.	97 49				

Non-Div I Games:

South Dakota St.

Average RPI Win:	181	WON-LOST	WINNING	LAST 10	STRENGTH OF	OPP. STRENGTH	TEAM	ADJ.	CONF.	ADJ CONF.
Average RPI Loss:	73	RECORD	PCT. RANK	GAMES	SCHEDULE	OF SCHEDULE	RPI	RPI	RPI	RPI
DIV. I ONLY	18- 15	146	1- 0	79	70	114	114	9	9	
DIV. I NON-CONF.	9- 5	104	0- 0	218	18	141	141	8	8	
TOTALS	RPI 1-25	RPI 26-50	W-L RECORDS	RPI 51-100	RPI 101-150	RPI 150+				
18- 15	0- 6	1- 1	OVERALL	0- 5	3- 1	14- 2				
10- 5	0- 2	0- 0	HOME	0- 1	0- 1	10- 1				
5- 5	0- 2	0- 0	AWAY	0- 2	2- 0	3- 1				
3- 5	0- 2	1- 1	NEUTRAL	0- 2	1- 0	1- 0				
9- 5	0- 1	1- 1	NON-CONFERENCE	0- 3	1- 0	7- 0				
7- 0	0- 0	0- 0	HOME	0- 0	0- 0	7- 0				
1- 1	0- 0	0- 0	AWAY	0- 1	1- 0	0- 0				
1- 4	0- 1	1- 1	NEUTRAL	0- 2	0- 0	0- 0				
9- 10	0- 5	0- 0	CONFERENCE	0- 2	2- 1	7- 2				
3- 5	0- 2	0- 0	HOME	0- 1	0- 1	3- 1				
4- 4	0- 2	0- 0	AWAY	0- 1	1- 0	3- 1				
2- 1	0- 1	0- 0	NEUTRAL	0- 0	1- 0	1- 0				

RPI	S	Opponent	Score	RPI	S	Opponent	Score	RPI	S	Opponent	Score	RPI	S	Opponent	Score	Team's RPI: 114
6	A	UConn	46 63	33	N	UCLA	60 56	76	A	Cincinnati	43 57	101	A	Ohio St.	71 47	
6	H	UConn	47 57	36	N	North Carolina	69 71	76	H	Cincinnati	56 57	109	A	Houston	59 49	
6	N	UConn	45 81					86	A	LSU	49 78	109	H	Houston	52 54	
15	A	UCF	63 66					92	N	Creighton	76 83	109	N	Houston	72 55	
15	H	UCF	49 62					96	N	Virginia	67 74	155	H	Oklahoma	87 70	
21	N	Kentucky	63 85									160	H	Tulsa	59 48	
												166	A	Temple	63 53	
												167	A	Tulane	50 45	
												167	H	Tulane	73 46	
												167	N	Tulane	61 52	
												190	A	East Carolina	63 50	
												203	H	Grambling	67 50	
												220	H	George Washington	63 30	
												223	H	Bethune-Cookman	88 39	
												230	A	SMU	44 46	
												232	H	Memphis	40 47	
												235	H	Albany (NY)	74 37	
												256	H	Wichita St.	55 46	
												278	H	Vermont	102 55	
												316	H	New Hampshire	79 36	
LAST 12 Division I GAMES:																
167	N	Tulane	61 52	256	H	Wichita St.	55 46									
109	N	Houston	72 55	190	A	East Carolina	63 50									
6	N	UConn	45 81	160	H	Tulsa	59 48									
6	H	UConn	47 57	109	H	Houston	52 54									
76	A	Cincinnati	43 57	167	A	Tulane	50 45									
109	A	Houston	59 49	15	A	UCF	63 66									

Non-Div I Games:

South Fla.

■ Loss,
 ■ Non-Conf,
 ■ S Site,
 ■ Home
 ■ A Away
 N Neutral

Average RPI Win:	273	WON-LOST	WINNING	LAST 10	STRENGTH OF	OPP. STRENGTH	TEAM	ADJ.	CONF.	ADJ CONF.
Average RPI Loss:	161	RECORD	PCT. RANK	GAMES	SCHEDULE	OF SCHEDULE	RPI	RPI	RPI	RPI
DIV. I ONLY	11- 17	233	0- 1	230	272	240	240	22	22	
DIV. I NON-CONF.	3- 6	241	0- 0	244	265	240	240	22	22	
TOTALS	RPI 1-25	RPI 26-50	W-L RECORDS	RPI 51-100	RPI 101-150	RPI 150+				
11- 17	0- 1	0- 3	OVERALL	0- 0	1- 5	10- 8				
6- 5	0- 0	0- 1	HOME	0- 0	1- 1	5- 3				
5- 10	0- 1	0- 1	AWAY	0- 0	0- 4	5- 4				
0- 2	0- 0	0- 1	NEUTRAL	0- 0	0- 0	0- 1				
3- 6	0- 1	0- 0	NON-CONFERENCE	0- 0	0- 2	3- 3				
1- 1	0- 0	0- 0	HOME	0- 0	0- 0	1- 1				
2- 4	0- 1	0- 0	AWAY	0- 0	0- 2	2- 1				
0- 1	0- 0	0- 0	NEUTRAL	0- 0	0- 0	0- 1				
8- 11	0- 0	0- 3	CONFERENCE	0- 0	1- 3	7- 5				
5- 4	0- 0	0- 1	HOME	0- 0	1- 1	4- 2				
3- 6	0- 0	0- 1	AWAY	0- 0	0- 2	3- 3				
0- 1	0- 0	0- 1	NEUTRAL	0- 0	0- 0	0- 0				

RPI 1-25				RPI 26-50				RPI 51-100				RPI 101+ Team's RPI: 240			
RPI	S	Opponent	Score	RPI	S	Opponent	Score	RPI	S	Opponent	Score	RPI	S	Opponent	Score
8	A	Mississippi St.	53 88	43	A	Belmont	57 91					110	A	UT Martin	50 61
				43	H	Belmont	86 92					110	H	UT Martin	73 80
				43	N	Belmont	65 74					129	A	Morehead St.	54 82
												148	H	Tennessee Tech	62 53
												149	A	Southern Ill.	40 60
												150	A	Bradley	79 85
												198	N	North Ala.	67 80
												213	H	Jacksonville St.	39 56
												230	H	Indiana St.	51 62
												232	A	Memphis	57 69
												238	H	Western Ill.	81 71
												239	A	SIUE	62 52
												239	H	SIUE	63 58
												259	A	Austin Peay	54 56
												259	H	Austin Peay	64 54
												260	A	Murray St.	74 82
												260	H	Murray St.	59 64
												294	A	Eastern Ill.	80 54
												294	H	Eastern Ill.	72 57
												304	A	Tennessee St.	59 62
												304	H	Tennessee St.	81 57
												323	A	NJIT	68 58
												329	A	Evansville	54 50
												333	A	Eastern Ky.	52 42
LAST 12 Division I GAMES:															
				43	N	Belmont	65 74					110	A	UT Martin	50 61
				43	H	Belmont	86 92					213	H	Jacksonville St.	39 56
				304	H	Tennessee St.	81 57					148	H	Tennessee Tech	62 53
				260	A	Murray St.	74 82					304	A	Tennessee St.	59 62
				259	A	Austin Peay	54 56					43	A	Belmont	57 91
				294	A	Eastern Ill.	80 54					294	H	Eastern Ill.	72 57

Non-Div I Games: Ill.-Springfield 82 46 Harris-Stowe 80 65

Southeast Mo. St.

Loss, Non-Conf, S Site, H Home A Away N Neutral

Average RPI Win:	271	WON-LOST	WINNING	LAST 10	STRENGTH OF	OPP. STRENGTH	TEAM	ADJ.	CONF.	ADJ CONF.
Average RPI Loss:	213	RECORD	PCT. RANK	GAMES	SCHEDULE	OF SCHEDULE	RPI	RPI	RPI	RPI
DIV. I ONLY	8- 19	274	0- 1	335	302	322	322	25	25	
DIV. I NON-CONF.	4- 5	190	0- 0	301	322	222	222	23	23	
TOTALS	RPI 1-25	RPI 26-50	W-L RECORDS	RPI 51-100	RPI 101-150	RPI 150+				
8- 19	0- 0	0- 0	OVERALL	0- 3	1- 1	7- 15				
5- 6	0- 0	0- 0	HOME	0- 1	1- 0	4- 5				
3- 13	0- 0	0- 0	AWAY	0- 2	0- 1	3- 10				
0- 0	0- 0	0- 0	NEUTRAL	0- 0	0- 0	0- 0				
4- 5	0- 0	0- 0	NON-CONFERENCE	0- 1	0- 0	4- 4				
1- 1	0- 0	0- 0	HOME	0- 0	0- 0	1- 1				
3- 4	0- 0	0- 0	AWAY	0- 1	0- 0	3- 3				
0- 0	0- 0	0- 0	NEUTRAL	0- 0	0- 0	0- 0				
4- 14	0- 0	0- 0	CONFERENCE	0- 2	1- 1	3- 11				
4- 5	0- 0	0- 0	HOME	0- 1	1- 0	3- 4				
0- 9	0- 0	0- 0	AWAY	0- 1	0- 1	0- 7				
0- 0	0- 0	0- 0	NEUTRAL	0- 0	0- 0	0- 0				

RPI S	Opponent	Score	RPI S	Opponent	Score	RPI S	Opponent	Score	RPI S	Opponent	Score	Team's RPI: 322
						54	A Lamar University	54 94	144	A Abilene Christian	66 86	
						62	H SFA	51 62	144	H Abilene Christian	74 71	
						86	A LSU	52 72	156	A Nicholls St.	55 72	
									156	H Nicholls St.	66 73	
									158	A Alabama	40 88	
									168	A Louisiana Tech	53 72	
									172	A Sam Houston St.	63 94	
									184	H Southern Miss.	52 59	
									230	A SMU	63 62	
									252	A Jackson St.	50 45	
									273	H A&M-Corpus Christi	56 45	
									282	A New Orleans	45 46	
									282	H New Orleans	58 61	
									286	A Central Ark.	33 75	
									286	H Central Ark.	62 53	
									300	H La.-Monroe	49 42	
									302	A Alabama A&M	48 51	
									307	A Incarnate Word	69 76	
									312	A McNeese	56 62	
									312	H McNeese	70 75	
									315	A Northwestern St.	47 58	
									315	H Northwestern St.	56 60	
									332	H Houston Baptist	73 65	
									350	A Alcorn	77 59	
LAST 12 Division I GAMES:												
156	A	Nicholls St.	55	72	307	A	Incarnate Word	69	76			
282	A	New Orleans	45	46	286	A	Central Ark.	33	75			
315	H	Northwestern St.	56	60	273	H	A&M-Corpus Christi	56	45			
144	A	Abilene Christian	66	86	156	H	Nicholls St.	66	73			
282	H	New Orleans	58	61	172	A	Sam Houston St.	63	94			
312	H	McNeese	70	75	315	A	Northwestern St.	47	58			

Non-Div I Games: Mobile 70 57 Xavier (LA) 47 59

Southeastern La.

Loss, Non-Conf, S Site, H Home A Away N Neutral

Southern California

Through Games Of March 11, 2019

Average RPI Win:	151	WON-LOST	WINNING	LAST 10	STRENGTH OF	OPP. STRENGTH	TEAM	ADJ.	CONF.	ADJ CONF.
Average RPI Loss:	40	RECORD	PCT. RANK	GAMES	SCHEDULE	OF SCHEDULE	RPI	RPI	RPI	RPI
DIV. I ONLY	17- 13	131	0- 1	27	35	52	52	2	2	
DIV. I NON-CONF.	10- 1	17	0- 0	149	150	25	25	2	2	
TOTALS	RPI 1-25	RPI 26-50	W-L RECORDS	RPI 51-100	RPI 101-150	RPI 150+				
17- 13	0- 8	2- 2	OVERALL	3- 2	3- 0	9- 1				
10- 4	0- 3	1- 1	HOME	1- 0	3- 0	5- 0				
6- 8	0- 5	1- 1	AWAY	2- 1	0- 0	3- 1				
1- 1	0- 0	0- 0	NEUTRAL	0- 1	0- 0	1- 0				
10- 1	0- 1	0- 0	NON-CONFERENCE	1- 0	2- 0	7- 0				
5- 0	0- 0	0- 0	HOME	0- 0	2- 0	3- 0				
4- 1	0- 1	0- 0	AWAY	1- 0	0- 0	3- 0				
1- 0	0- 0	0- 0	NEUTRAL	0- 0	0- 0	1- 0				
7- 12	0- 7	2- 2	CONFERENCE	2- 2	1- 0	2- 1				
5- 4	0- 3	1- 1	HOME	1- 0	1- 0	2- 0				
2- 7	0- 4	1- 1	AWAY	1- 1	0- 0	0- 1				
0- 1	0- 0	0- 0	NEUTRAL	0- 1	0- 0	0- 0				

RPI 1-25				RPI 26-50				RPI 51-100				Team's RPI: 52				RPI 101+			
RPI	S	Opponent	Score	RPI	S	Opponent	Score	RPI	S	Opponent	Score	RPI	S	Opponent	Score	RPI	S	Opponent	Score
4	A	Stanford	64 72	33	A	UCLA	72 67	71	A	UT Arlington	73 61	119	H	Fresno St.	62 61				
4	H	Stanford	67 69	33	H	UCLA	65 72	80	A	Arizona	68 71	133	H	Washington	82 57				
5	A	Oregon	78 96	40	A	California	59 66	80	N	Arizona	48 76	145	H	CSUN	58 42				
5	H	Oregon	53 93	40	H	California	86 76	93	A	Utah	84 80	152	H	UC Riverside	73 55				
17	A	Texas A&M	51 71					93	H	Utah	83 77	159	H	Washington St.	81 73				
23	A	Arizona St.	59 68									163	H	Santa Clara	77 46				
24	A	Oregon St.	61 68									175	A	Colorado	76 81				
24	H	Oregon St.	52 76									175	H	Colorado	84 77				

Average RPI Win:	235	WON-LOST	WINNING	LAST 10	STRENGTH OF	OPP. STRENGTH	TEAM	ADJ.	CONF.	ADJ CONF.
Average RPI Loss:	102	RECORD	PCT. RANK	GAMES	SCHEDULE	OF SCHEDULE	RPI	RPI	RPI	RPI
DIV. I ONLY	15- 14	164	1- 0	111	189	149	149	13	13	
DIV. I NON-CONF.	7- 4	108	0- 0	88	225	77	77	15	15	
TOTALS	RPI 1-25	RPI 26-50	W-L RECORDS	RPI 51-100	RPI 101-150	RPI 150+				
15- 14	0- 3	0- 0	OVERALL	0- 4	4- 5	11- 2				
9- 5	0- 1	0- 0	HOME	0- 2	3- 1	6- 1				
5- 8	0- 1	0- 0	AWAY	0- 2	0- 4	5- 1				
1- 1	0- 1	0- 0	NEUTRAL	0- 0	1- 0	0- 0				
7- 4	0- 1	0- 0	NON-CONFERENCE	0- 0	3- 2	4- 1				
5- 0	0- 0	0- 0	HOME	0- 0	2- 0	3- 0				
1- 3	0- 0	0- 0	AWAY	0- 0	0- 2	1- 1				
1- 1	0- 1	0- 0	NEUTRAL	0- 0	1- 0	0- 0				
8- 10	0- 2	0- 0	CONFERENCE	0- 4	1- 3	7- 1				
4- 5	0- 1	0- 0	HOME	0- 2	1- 1	3- 1				
4- 5	0- 1	0- 0	AWAY	0- 2	0- 2	4- 0				
0- 0	0- 0	0- 0	NEUTRAL	0- 0	0- 0	0- 0				

RPI 1-25				RPI 26-50				RPI 51-100				RPI 101+ Team's RPI: 149			
RPI	S	Opponent	Score	RPI	S	Opponent	Score	RPI	S	Opponent	Score	RPI	S	Opponent	Score
16	A	Drake	66 94					70	A	Missouri St.	51 66	104	N	Hartford	72 50
16	H	Drake	64 71					70	H	Missouri St.	58 70	105	A	Western Ky.	76 83
23	N	Arizona St.	38 82					90	A	UNI	53 65	110	A	UT Martin	94 95
								90	H	UNI	67 76	123	H	Northern Ill.	82 73
												130	H	IUPUI	78 73
												141	A	Illinois St.	52 60
												141	H	Illinois St.	66 68
												150	A	Bradley	53 58
												150	H	Bradley	62 55
												181	A	Saint Louis	58 62
												201	H	Marshall	58 49
												230	A	Indiana St.	80 61
												230	H	Indiana St.	58 61
												240	H	Southeast Mo. St.	60 40
												254	A	Loyola Chicago	64 41
												254	H	Loyola Chicago	74 63
												260	A	Murray St.	65 59
												294	H	Eastern Ill.	73 59
												310	A	Valparaiso	58 47
												310	H	Valparaiso	87 65
												329	A	Evansville	80 60
												329	H	Evansville	67 47
LAST 12 Division I GAMES:															
329	A	Evansville	80 60	141	H	Illinois St.	66 68								
230	A	Indiana St.	80 61	150	H	Bradley	62 55								
90	H	UNI	67 76	70	H	Missouri St.	58 70								
16	H	Drake	64 71	16	A	Drake	66 94								
310	A	Valparaiso	58 47	90	A	UNI	53 65								
254	A	Loyola Chicago	64 41	254	H	Loyola Chicago	74 63								

Non-Div I Games:

Southern Ill.

■ Loss,
 ■ Non-Conf,
 ■ S Site,
 ■ Home
 ■ A Away
 N Neutral

Average RPI Win:	259	WON-LOST	WINNING	LAST 10	STRENGTH OF	OPP. STRENGTH	TEAM	ADJ.	CONF.	ADJ CONF.
Average RPI Loss:	112	RECORD	PCT. RANK	GAMES	SCHEDULE	OF SCHEDULE	RPI	RPI	RPI	RPI
DIV. I ONLY	15- 12	141	0- 1	239	194	184	184	14	14	
DIV. I NON-CONF.	6- 5	143	0- 0	274	319	247	247	17	17	
TOTALS	RPI 1-25	RPI 26-50	W-L RECORDS	RPI 51-100	RPI 101-150	RPI 150+				
15- 12	0- 1	0- 1	OVERALL	0- 2	2- 4	13- 4				
10- 6	0- 1	0- 1	HOME	0- 1	1- 1	9- 2				
5- 6	0- 0	0- 0	AWAY	0- 1	1- 3	4- 2				
0- 0	0- 0	0- 0	NEUTRAL	0- 0	0- 0	0- 0				
6- 5	0- 1	0- 0	NON-CONFERENCE	0- 0	0- 2	6- 2				
5- 3	0- 1	0- 0	HOME	0- 0	0- 1	5- 1				
1- 2	0- 0	0- 0	AWAY	0- 0	0- 1	1- 1				
0- 0	0- 0	0- 0	NEUTRAL	0- 0	0- 0	0- 0				
9- 7	0- 0	0- 1	CONFERENCE	0- 2	2- 2	7- 2				
5- 3	0- 0	0- 1	HOME	0- 1	1- 0	4- 1				
4- 4	0- 0	0- 0	AWAY	0- 1	1- 2	3- 1				
0- 0	0- 0	0- 0	NEUTRAL	0- 0	0- 0	0- 0				

RPI 1-25			RPI 26-50			RPI 51-100			RPI 101+			Team's RPI: 184
RPI	S	Opponent	Score	RPI	S	Opponent	Score	RPI	S	Opponent	Score	Score
8	H	Mississippi St.	42 86	35	H	Rice	47 58	69	A	Middle Tenn.	49 66	103 A UAB 60 71
								100 H Old Dominion	50 53	105 A Western Ky.	69 56	107 A Charlotte 46 59
										107 H Charlotte 65 54		109 H Houston 44 61
										116 A South Alabama 68 77		167 A Tulane 54 71
										168 A Louisiana Tech 85 106		168 H Louisiana Tech 74 70
										172 H Sam Houston St. 61 65		187 H North Texas 48 62
										201 A Marshall 64 52		203 H Grambling 68 47
										267 A UTEP 64 63		289 H Samford 76 40
										303 A UTSA 70 45		303 H UTSA 72 39
										306 H Fla. Atlantic 67 45		315 H Northwestern St. 69 54
										321 H FIU 71 57		322 A Southeastern La. 59 52
										328 H Mississippi Val. 67 60		350 H Alcorn 66 47
LAST 12 Division I GAMES:												
107	A	Charlotte	46 59	306	H	Fla. Atlantic	67 45					
303	H	UTSA	72 39	321	H	FIU	71 57					
168	H	Louisiana Tech	74 70	201	A	Marshall	64 52					
267	A	UTEP	64 63	105	A	Western Ky.	69 56					
303	A	UTSA	70 45	100	H	Old Dominion	50 53					
168	A	Louisiana Tech	85 106	107	H	Charlotte	65 54					

Non-Div I Games: Blue Mountain (MS) 84 38 William Carey 74 48

Southern Miss.

Loss, Non-Conf, S Site, H Home A Away N Neutral

Average RPI Win:	287	WON-LOST	WINNING	LAST 10	STRENGTH OF	OPP. STRENGTH	TEAM	ADJ.	CONF.	ADJ CONF.
Average RPI Loss:	119	RECORD	PCT. RANK	GAMES	SCHEDULE	OF SCHEDULE	RPI	RPI	RPI	RPI
DIV. I ONLY	14- 11	138	0- 0	256	294	169	169	29	29	
DIV. I NON-CONF.	0- 7	336	0- 0	7	3	192	192	28	28	
TOTALS	RPI 1-25	RPI 26-50	W-L RECORDS	RPI 51-100	RPI 101-150	RPI 150+				
14- 11	0- 3	0- 1	OVERALL	0- 1	0- 2	14- 4				
7- 3	0- 0	0- 0	HOME	0- 0	0- 1	7- 2				
7- 8	0- 3	0- 1	AWAY	0- 1	0- 1	7- 2				
0- 0	0- 0	0- 0	NEUTRAL	0- 0	0- 0	0- 0				
0- 7	0- 3	0- 1	NON-CONFERENCE	0- 1	0- 2	0- 0				
0- 1	0- 0	0- 0	HOME	0- 0	0- 1	0- 0				
0- 6	0- 3	0- 1	AWAY	0- 1	0- 1	0- 0				
0- 0	0- 0	0- 0	NEUTRAL	0- 0	0- 0	0- 0				
14- 4	0- 0	0- 0	CONFERENCE	0- 0	0- 0	14- 4				
7- 2	0- 0	0- 0	HOME	0- 0	0- 0	7- 2				
7- 2	0- 0	0- 0	AWAY	0- 0	0- 0	7- 2				
0- 0	0- 0	0- 0	NEUTRAL	0- 0	0- 0	0- 0				

RPI 1-25				RPI 26-50				RPI 51-100				RPI 101+ Team's RPI: 169			
RPI	S	Opponent	Score	RPI	S	Opponent	Score	RPI	S	Opponent	Score	RPI	S	Opponent	Score
2	A	Baylor	49 94	44	A	Michigan	35 76	56	A	TCU	40 69	116	H	South Alabama	49 53
21	A	Kentucky	41 91									142	A	Texas Tech	58 76
23	A	Arizona St.	47 69									192	A	Prairie View	52 63
												192	H	Prairie View	54 55
												203	A	Grambling	86 81
												203	H	Grambling	71 65
												222	A	Texas Southern	60 49
												222	H	Texas Southern	63 61
												252	A	Jackson St.	76 74
												252	H	Jackson St.	52 59
												266	A	Alabama St.	61 78
												266	H	Alabama St.	62 52
												302	A	Alabama A&M	54 50
												302	H	Alabama A&M	68 60
												328	A	Mississippi Val.	67 46
												328	H	Mississippi Val.	74 67
												348	A	Ark.-Pine Bluff	56 45
												348	H	Ark.-Pine Bluff	73 41
												350	A	Alcorn	75 54
												350	H	Alcorn	51 39
LAST 12 Division I GAMES:															
222	A	Texas Southern	60 49	348	A	Ark.-Pine Bluff	56 45								
192	A	Prairie View	52 63	252	H	Jackson St.	52 59								
350	H	Alcorn	51 39	203	H	Grambling	71 65								
266	H	Alabama St.	62 52	350	A	Alcorn	75 54								
302	H	Alabama A&M	68 60	266	A	Alabama St.	61 78								
328	A	Mississippi Val.	67 46	302	A	Alabama A&M	54 50								

Non-Div I Games: Dillard 61 63 Wiley 89 58 Louisiana Col. 77 53 Millsaps 71 36 Southern U.

Southern Utah

Through Games Of March 11, 2019

Average RPI Win:	211	WON-LOST	WINNING	LAST 10	STRENGTH OF	OPP. STRENGTH	TEAM	ADJ.	CONF.	ADJ CONF.
Average RPI Loss:	153	RECORD	PCT. RANK	GAMES	SCHEDULE	OF SCHEDULE	RPI	RPI	RPI	RPI
DIV. I ONLY	8- 22	293	1- 0	123	224	268	268	16	16	
DIV. I NON-CONF.	3- 6	241	0- 0	37	317	180	180	12	12	
TOTALS	RPI 1-25	RPI 26-50	W-L RECORDS	RPI 51-100	RPI 101-150	RPI 150+				
8- 22	0- 0	1- 1	OVERALL	0- 5	0- 6	7- 10				
6- 8	0- 0	1- 0	HOME	0- 2	0- 3	5- 3				
1- 14	0- 0	0- 1	AWAY	0- 3	0- 3	1- 7				
1- 0	0- 0	0- 0	NEUTRAL	0- 0	0- 0	1- 0				
3- 6	0- 0	1- 1	NON-CONFERENCE	0- 1	0- 0	2- 4				
3- 1	0- 0	1- 0	HOME	0- 0	0- 0	2- 1				
0- 5	0- 0	0- 1	AWAY	0- 1	0- 0	0- 3				
0- 0	0- 0	0- 0	NEUTRAL	0- 0	0- 0	0- 0				
5- 16	0- 0	0- 0	CONFERENCE	0- 4	0- 6	5- 6				
3- 7	0- 0	0- 0	HOME	0- 2	0- 3	3- 2				
1- 9	0- 0	0- 0	AWAY	0- 2	0- 3	1- 4				
1- 0	0- 0	0- 0	NEUTRAL	0- 0	0- 0	1- 0				

RPI S	Opponent	Score	RPI S	Opponent	Score	RPI S	Opponent	Score	RPI S	Opponent	Score	Team's RPI: 268
32	H BYU	67 64	83	A UC Davis	45 68	122	A Northern Colo.	71 88				
46	A Boise St.	53 88	85	A Idaho	49 77	122	H Northern Colo.	44 71				
			85	H Idaho	70 82	124	A Portland St.	49 63				
			95	A Idaho St.	47 80	124	H Portland St.	56 81				
			95	H Idaho St.	57 69	146	A Montana St.	64 69				
						146	H Montana St.	55 70				
						152	A UC Riverside	50 56				
						157	A Oral Roberts	59 64				
						165	H Denver	70 71				
						178	A UC Irvine	58 75				
						183	A Montana	57 79				
						183	H Montana	71 56				
						183	N Montana	64 56				
						205	A Eastern Wash.	66 80				
						205	H Eastern Wash.	73 63				
						217	A Northern Ariz.	82 76				
						217	H Northern Ariz.	69 78				
						263	A Sacramento St.	76 77				
						263	H Sacramento St.	69 75				
						269	H San Diego	69 59				
						287	H Utah Valley	60 59				
						313	A Weber St.	66 67				
						313	H Weber St.	84 79				
LAST 12 Division I GAMES:												
183	N Montana	64 56	205	A Eastern Wash.	66 80							
152	A UC Riverside	50 56	124	H Portland St.	56 81							
122	A Northern Colo.	71 88	263	H Sacramento St.	69 75							
146	H Montana St.	55 70	95	A Idaho St.	47 80							
183	H Montana	71 56	313	A Weber St.	66 67							
85	A Idaho	49 77	85	H Idaho	70 82							

Non-Div I Games:

Southern Utah

■ Loss,
 ■ Non-Conf,
 ■ S Site,
 ■ H Home
 ■ A Away
 N Neutral

Average RPI Win: 251				Through Games Of March 17, 2019					
Average RPI Loss: 149	WON-LOST RECORD	WINNING PCT. RANK	LAST 10 GAMES	STRENGTH OF SCHEDULE	OPP. STRENGTH OF SCHEDULE	TEAM RPI	ADJ. RPI	CONF. RPI	ADJ CONF. RPI
DIV. I ONLY	8- 22	293	0- 1	164	184	261	261	17	17
DIV. I NON-CONF.	3- 10	278	0- 0	123	179	249	249	16	16
TOTALS	RPI 1-25	RPI 26-50	W-L RECORDS	RPI 51-100	RPI 101-150	RPI 150+			
8- 22	0- 0	0- 3	OVERALL	0- 3	0- 5	8- 11			
4- 9	0- 0	0- 1	HOME	0- 3	0- 2	4- 3			
4- 12	0- 0	0- 1	AWAY	0- 0	0- 3	4- 8			
0- 1	0- 0	0- 1	NEUTRAL	0- 0	0- 0	0- 0			
3- 10	0- 0	0- 3	NON-CONFERENCE	0- 1	0- 2	3- 4			
2- 3	0- 0	0- 1	HOME	0- 1	0- 0	2- 1			
1- 6	0- 0	0- 1	AWAY	0- 0	0- 2	1- 3			
0- 1	0- 0	0- 1	NEUTRAL	0- 0	0- 0	0- 0			
5- 12	0- 0	0- 0	CONFERENCE	0- 2	0- 3	5- 7			
2- 6	0- 0	0- 0	HOME	0- 2	0- 2	2- 2			
3- 6	0- 0	0- 0	AWAY	0- 0	0- 1	3- 5			
0- 0	0- 0	0- 0	NEUTRAL	0- 0	0- 0	0- 0			

[illegible]

Non-Div I Games:

St. Bonaventure

Loss, Non-Conf, S Site, H Home A Away N Neutral

St. Francis Brooklyn

Through Games Of March 11, 2019

Average RPI Win:	289	WON-LOST	WINNING	LAST 10	STRENGTH OF	OPP. STRENGTH	TEAM	ADJ.	CONF.	ADJ CONF.
Average RPI Loss:	206	RECORD	PCT. RANK	GAMES	SCHEDULE	OF SCHEDULE	RPI	RPI	RPI	RPI
DIV. I ONLY	17- 13	131	0- 1	336	340	247	247	30	30	
DIV. I NON-CONF.	5- 6	177	0- 0	313	325	271	271	31	31	
TOTALS	RPI 1-25	RPI 26-50	W-L RECORDS	RPI 51-100	RPI 101-150	RPI 150+				
17- 13	0- 0	0- 0	OVERALL	0- 1	1- 2	16- 10				
9- 5	0- 0	0- 0	HOME	0- 1	0- 0	9- 4				
7- 7	0- 0	0- 0	AWAY	0- 0	1- 2	6- 5				
1- 1	0- 0	0- 0	NEUTRAL	0- 0	0- 0	1- 1				
5- 6	0- 0	0- 0	NON-CONFERENCE	0- 1	1- 2	4- 3				
2- 2	0- 0	0- 0	HOME	0- 1	0- 0	2- 1				
2- 3	0- 0	0- 0	AWAY	0- 0	1- 2	1- 1				
1- 1	0- 0	0- 0	NEUTRAL	0- 0	0- 0	1- 1				
12- 7	0- 0	0- 0	CONFERENCE	0- 0	0- 0	12- 7				
7- 3	0- 0	0- 0	HOME	0- 0	0- 0	7- 3				
5- 4	0- 0	0- 0	AWAY	0- 0	0- 0	5- 4				
0- 0	0- 0	0- 0	NEUTRAL	0- 0	0- 0	0- 0				

RPI 1-25			RPI 26-50			RPI 51-100			RPI 101+			Team's RPI: 247
RPI	S	Opponent	Score	RPI	S	Opponent	Score	RPI	S	Opponent	Score	
						51	H Princeton	64	83	129	A Morehead St.	101 94
										138	A Stony Brook	67 74
										140	A Seton Hall	77 100
										177	A Robert Morris	57 74
										177	H Robert Morris	56 75
										180	A Sacred Heart	56 53
										180	H Sacred Heart	66 68
										208	A Saint Francis (PA)	84 86
										208	H Saint Francis (PA)	78 65
										224	A Mt. St. Mary's	75 78
										224	H Mt. St. Mary's	74 80
										224	H Mt. St. Mary's	69 65
										235	H Albany (NY)	60 67
										264	H Manhattan	73 65
										265	A Loyola Maryland	75 70
										291	A Army West Point	57 69
										293	A Bryant	60 55
										293	H Bryant	101 77
										310	N Valparaiso	76 78
										318	A Wagner	85 87
										318	H Wagner	76 61
										327	A Central Conn. St.	83 69
										327	H Central Conn. St.	70 58
										344	A Fairleigh Dickinson	64 53
										344	H Fairleigh Dickinson	73 61
										347	H Saint Peter's	74 70
LAST 12 Division I GAMES:												
						224	H Mt. St. Mary's	74	80	327	H Central Conn. St.	70 58
						327	A Central Conn. St.	83	69	351	H LIU Brooklyn	87 64
						224	H Mt. St. Mary's	69	65	318	A Wagner	85 87
						293	H Bryant	101	77	344	H Fairleigh Dickinson	73 61
						208	A Saint Francis (PA)	84	86	180	A Sacred Heart	56 53
						177	A Robert Morris	57	74	224	A Mt. St. Mary's	75 78

Non-Div I Games: Mercy 102 51

St. Francis Brooklyn

■ Loss,
 ■ Non-Conf,
 ■ S Site,
 ■ H Home
 ■ A Away
 N Neutral

S
t
.
F
r
a
n
c
i
s
B
r
o
o
k
l
y
n

RPI S Opponent St. Francis Brooklyn Score

Through Games Of March 11, 2019

RPI	S	Opponent	Score
349	N	Chicago St.	110 73
351	A	LIU Brooklyn	79 67
351	H	LIU Brooklyn	87 64

S
t
.
F
r
a
n
c
i
s
B
r
o
o
k
l
y
n

St. Francis Brooklyn

Average RPI Win:	174	WON-LOST	WINNING	LAST 10	STRENGTH OF	OPP. STRENGTH	TEAM	ADJ.	CONF.	ADJ CONF.
Average RPI Loss:	64	RECORD	PCT. RANK	GAMES	SCHEDULE	OF SCHEDULE	RPI	RPI	RPI	RPI
DIV. I ONLY	15- 16	180	1- 1	67	52	112	112	6	6	
DIV. I NON-CONF.	7- 4	108	0- 0	214	61	111	111	4	4	
TOTALS	RPI 1-25	RPI 26-50	W-L RECORDS	RPI 51-100	RPI 101-150	RPI 150+				
15- 16	1- 7	0- 0	OVERALL	4- 5	3- 3	7- 1				
5- 7	1- 2	0- 0	HOME	1- 3	1- 2	2- 0				
7- 7	0- 3	0- 0	AWAY	2- 2	1- 1	4- 1				
3- 2	0- 2	0- 0	NEUTRAL	1- 0	1- 0	1- 0				
7- 4	0- 3	0- 0	NON-CONFERENCE	1- 0	1- 0	5- 1				
2- 1	0- 1	0- 0	HOME	0- 0	1- 0	1- 0				
3- 2	0- 1	0- 0	AWAY	0- 0	0- 0	3- 1				
2- 1	0- 1	0- 0	NEUTRAL	1- 0	0- 0	1- 0				
8- 12	1- 4	0- 0	CONFERENCE	3- 5	2- 3	2- 0				
3- 6	1- 1	0- 0	HOME	1- 3	0- 2	1- 0				
4- 5	0- 2	0- 0	AWAY	2- 2	1- 1	1- 0				
1- 1	0- 1	0- 0	NEUTRAL	0- 0	1- 0	0- 0				

RPI 1-25				RPI 26-50				RPI 51-100				RPI 101+ Team's RPI: 112			
RPI	S	Opponent	Score	RPI	S	Opponent	Score	RPI	S	Opponent	Score	RPI	S	Opponent	Score
6	N	UConn	55 65					55	A	Villanova	66 62	118	A	Providence	60 57
12	A	Marquette	73 83					55	H	Villanova	57 73	118	H	Providence	66 67
12	H	Marquette	81 74					68	A	Georgetown	80 82	137	H	Yale	56 52
12	N	Marquette	57 88					68	H	Georgetown	59 51	140	A	Seton Hall	67 77
20	H	Florida St.	53 57					74	A	Butler	45 66	140	H	Seton Hall	72 76
22	A	DePaul	64 73					74	H	Butler	68 73	140	N	Seton Hall	76 51
22	H	DePaul	62 70					89	N	Purdue	68 62	151	A	Wake Forest	59 64
25	A	James Madison	51 64					92	A	Creighton	51 45	214	A	Xavier	76 57
								92	H	Creighton	63 65	214	H	Xavier	70 41
												237	N	Ole Miss	64 59
												284	A	La Salle	83 57
												291	A	Army West Point	60 49
												324	A	Iona	61 35
												337	H	Delaware St.	82 44
LAST 12 Division I GAMES:															
140	N	Seton Hall	76 51	12	H	Marquette	81 74								
12	N	Marquette	57 88	118	A	Providence	60 57								
140	H	Seton Hall	72 76	92	A	Creighton	51 45								
68	A	Georgetown	80 82	214	H	Xavier	70 41								
55	A	Villanova	66 62	74	H	Butler	68 73								
22	H	DePaul	62 70	55	H	Villanova	57 73								

Non-Div I Games:

St. John's (NY)

■ Loss,
■ Non-Conf,
■ S Site,
■ H Home
■ A Away
N Neutral

Team Record				Through Games Of March 11, 2013						
Average RPI Win:	85	WON-LOST	WINNING	LAST 10	STRENGTH OF	OPP. STRENGTH	TEAM	ADJ.	CONF.	ADJ CONF.
Average RPI Loss:	38	RECORD	PCT. RANK	GAMES	SCHEDULE	OF SCHEDULE	RPI	RPI	RPI	RPI
DIV. I ONLY	28- 4	8	1- 0	7	8	4	4	2	2	
DIV. I NON-CONF.	10- 1	17	0- 0	5	38	2	2	2	2	
TOTALS	RPI 1-25	RPI 26-50	W-L RECORDS	RPI 51-100	RPI 101-150	RPI 150+				
28- 4	5- 2	5- 1	OVERALL	9- 1	4- 0	5- 0				
13- 1	3- 1	2- 0	HOME	4- 0	2- 0	2- 0				
10- 3	1- 1	2- 1	AWAY	3- 1	1- 0	3- 0				
5- 0	1- 0	1- 0	NEUTRAL	2- 0	1- 0	0- 0				
10- 1	1- 1	1- 0	NON-CONFERENCE	5- 0	1- 0	2- 0				
5- 0	1- 0	0- 0	HOME	2- 0	1- 0	1- 0				
3- 1	0- 1	1- 0	AWAY	1- 0	0- 0	1- 0				
2- 0	0- 0	0- 0	NEUTRAL	2- 0	0- 0	0- 0				
18- 3	4- 1	4- 1	CONFERENCE	4- 1	3- 0	3- 0				
8- 1	2- 1	2- 0	HOME	2- 0	1- 0	1- 0				
7- 2	1- 0	1- 1	AWAY	2- 1	1- 0	2- 0				
3- 0	1- 0	1- 0	NEUTRAL	0- 0	1- 0	0- 0				

RPI	S	Opponent	Score	RPI	S	Opponent	Score	RPI	S	Opponent	Score	RPI	S	Opponent	Score
2	H	Baylor	68 63	33	A	UCLA	65 51	52	A	Southern California	69 67	133	A	Washington	72 53
5	H	Oregon	48 88	33	H	UCLA	86 80	52	H	Southern California	72 64	133	H	Washington	91 54
5	N	Oregon	64 57	38	A	Buffalo	62 55	58	A	Tennessee	95 85	133	N	Washington	72 61
13	A	Gonzaga	73 79	40	A	California	80 81	61	N	FGCU	88 65	145	H	CSUN	69 43
23	A	Arizona St.	72 65	40	H	California	75 50	78	N	American	71 49	159	A	Washington St.	67 42
23	H	Arizona St.	71 50	40	N	California	72 54	80	A	Arizona	78 48	159	H	Washington St.	85 64
24	H	Oregon St.	61 44					80	H	Arizona	56 54	175	A	Colorado	80 69
								83	H	UC Davis	71 43	199	A	Hawaii	81 59
								85	H	Idaho	115 71	249	H	San Francisco	96 62
								93	A	Utah	68 75				
LAST 12 Division I GAMES:															
		40	N	California			72	54	80	H	Arizona			56	54
		133	N	Washington			72	61	52	A	Southern California			69	67
		5	N	Oregon			64	57	33	A	UCLA			65	51
		133	A	Washington			72	53	5	H	Oregon			48	88
		159	A	Washington St.			67	42	24	H	Oregon St.			61	44
		23	H	Arizona St.			71	50	40	H	California			75	50

Non-Div I Games:

Stanford

Average RPI Win: 273	WON-LOST	WINNING	LAST 10	STRENGTH OF	OPP. STRENGTH	TEAM	ADJ.	CONF.	ADJ CONF.
Average RPI Loss: 133	RECORD	PCT. RANK	GAMES	SCHEDULE	OF SCHEDULE	RPI	RPI	RPI	RPI
DIV. I ONLY	14- 15	183	0- 1	233	232	209	209	24	24
DIV. I NON-CONF.	3- 9	271	0- 0	142	106	278	278	26	26
TOTALS	RPI 1-25	RPI 26-50	W-L RECORDS	RPI 51-100	RPI 101-150	RPI 150+			
14- 15	0- 1	0- 1	OVERALL	0- 5	0- 1	14- 7			
9- 5	0- 1	0- 0	HOME	0- 2	0- 0	9- 2			
5- 7	0- 0	0- 1	AWAY	0- 2	0- 0	5- 4			
0- 3	0- 0	0- 0	NEUTRAL	0- 1	0- 1	0- 1			
3- 9	0- 1	0- 1	NON-CONFERENCE	0- 3	0- 1	3- 3			
3- 2	0- 1	0- 0	HOME	0- 1	0- 0	3- 0			
0- 4	0- 0	0- 1	AWAY	0- 1	0- 0	0- 2			
0- 3	0- 0	0- 0	NEUTRAL	0- 1	0- 1	0- 1			
11- 6	0- 0	0- 0	CONFERENCE	0- 2	0- 0	11- 4			
6- 3	0- 0	0- 0	HOME	0- 1	0- 0	6- 2			
5- 3	0- 0	0- 0	AWAY	0- 1	0- 0	5- 2			
0- 0	0- 0	0- 0	NEUTRAL	0- 0	0- 0	0- 0			

RPI 1-25				RPI 26-50				RPI 51-100				RPI 101+ Team's RPI: 209			
RPI	S	Opponent	Score	RPI	S	Opponent	Score	RPI	S	Opponent	Score	RPI	S	Opponent	Score
15	H	UCF	55 78	28	A	Texas	46 65	57	H	Penn	53 75	120	N	Marist	69 76
								58	A	Tennessee	55 65	158	A	Alabama	47 59
								61	A	FGCU	42 61	160	A	Tulsa	54 55
								61	H	FGCU	40 73	186	A	Liberty	68 56
								67	N	Wright St.	44 57	186	H	Liberty	69 52
												198	A	North Ala.	55 71
												198	H	North Ala.	69 59
												221	H	North Dakota	74 63
												233	A	North Florida	57 71
												233	H	North Florida	62 75
												234	A	Jacksonville	69 56
												234	H	Jacksonville	54 46
												248	N	Hofstra	50 53
												297	A	Kennesaw St.	58 45
												297	H	Kennesaw St.	59 67
												297	H	Kennesaw St.	76 69
												319	H	North Dakota St.	60 59
												323	A	NJIT	56 47
												323	H	NJIT	74 48
												330	A	Lipscomb	80 65
												330	H	Lipscomb	76 49
												346	H	Florida A&M	69 44
LAST 12 Division I GAMES:															
297	H	Kennesaw St.	59 67	61	H	FGCU	40 73	234	H	Jacksonville	54 46				
61	A	FGCU	42 61	186	A	Liberty	68 56	297	H	Kennesaw St.	76 69				
297	A	Kennesaw St.	58 45	234	A	Jacksonville	69 56	330	H	Lipscomb	76 49				
233	H	North Florida	62 75												
198	H	North Ala.	69 59												
323	A	NJIT	56 47												

Non-Div I Games: Central St. (OH) 81 51 Webber Int'l 80 52

Stetson

Loss, Non-Conf, S Site, H Home A Away N Neutral

Stony Brook

Through Games Of March 11, 2019

Average RPI Win:	273	WON-LOST	WINNING	LAST 10	STRENGTH OF	OPP. STRENGTH	TEAM	ADJ.	CONF.	ADJ CONF.
Average RPI Loss:	96	RECORD	PCT. RANK	GAMES	SCHEDULE	OF SCHEDULE	RPI	RPI	RPI	RPI
DIV. I ONLY	22- 8	53	1- 1	306	255	138	138	23	23	
DIV. I NON-CONF.	10- 2	37	0- 0	284	268	88	88	24	24	
TOTALS	RPI 1-25	RPI 26-50	W-L RECORDS	RPI 51-100	RPI 101-150	RPI 150+				
22- 8	0- 0	0- 1	OVERALL	0- 3	1- 3	21- 1				
12- 3	0- 0	0- 0	HOME	0- 1	0- 1	12- 1				
10- 5	0- 0	0- 1	AWAY	0- 2	1- 2	9- 0				
0- 0	0- 0	0- 0	NEUTRAL	0- 0	0- 0	0- 0				
10- 2	0- 0	0- 1	NON-CONFERENCE	0- 1	1- 0	9- 0				
6- 0	0- 0	0- 0	HOME	0- 0	0- 0	6- 0				
4- 2	0- 0	0- 1	AWAY	0- 1	1- 0	3- 0				
0- 0	0- 0	0- 0	NEUTRAL	0- 0	0- 0	0- 0				
12- 6	0- 0	0- 0	CONFERENCE	0- 2	0- 3	12- 1				
6- 3	0- 0	0- 0	HOME	0- 1	0- 1	6- 1				
6- 3	0- 0	0- 0	AWAY	0- 1	0- 2	6- 0				
0- 0	0- 0	0- 0	NEUTRAL	0- 0	0- 0	0- 0				

RPI S	Opponent	Score	RPI S	Opponent	Score	RPI S	Opponent	Score	RPI S	Opponent	Score	Team's RPI: 138
27	A Rutgers	47 61	59	A Maine	61 71	104	A Hartford	62 73				
			59	H Maine	54 68	104	A Hartford	59 64				
			75	A Toledo	48 80	104	H Hartford	36 64				
						147	A Penn St.	81 70				
						180	A Sacred Heart	73 58				
						194	H Cornell	63 61				
						235	A Albany (NY)	68 52				
						235	H Albany (NY)	49 54				
						247	H St. Francis Brooklyn	74 67				
						248	H Hofstra	77 49				
						251	A Binghamton	65 56				
						251	H Binghamton	68 53				
						264	A Manhattan	79 48				
						278	A Vermont	67 61				
						278	H Vermont	69 58				
						278	H Vermont	58 48				
						285	H Ga. Southern	72 43				
						305	A UMBC	70 59				
						305	H UMBC	57 44				
						316	A New Hampshire	82 63				
						316	H New Hampshire	67 37				
						318	H Wagner	70 45				
						324	A Iona	53 51				
						326	A UMass Lowell	64 47				
						326	H UMass Lowell	76 56				
						344	H Fairleigh Dickinson	63 49				
LAST 12 Division I GAMES:												
278	H Vermont	69 58	316	H New Hampshire	67 37							
104	A Hartford	59 64	326	A UMass Lowell	64 47							
278	H Vermont	58 48	251	H Binghamton	68 53							
305	A UMBC	70 59	104	A Hartford	62 73							
59	A Maine	61 71	305	H UMBC	57 44							
235	A Albany (NY)	68 52	278	A Vermont	67 61							

Non-Div I Games: SUNY New Paltz 87 50

Stony Brook

Loss, Non-Conf, S Site, H Home A Away N Neutral

Average RPI Win:	95	WON-LOST	WINNING	LAST 10	STRENGTH OF	OPP. STRENGTH	TEAM	ADJ.	CONF.	ADJ CONF.
Average RPI Loss:	26	RECORD	PCT. RANK	GAMES	SCHEDULE	OF SCHEDULE	RPI	RPI	RPI	RPI
DIV. I ONLY	24- 8	46	1- 0	5	6	10	10	1	1	
DIV. I NON-CONF.	11- 2	32	0- 0	9	54	5	5	1	1	
TOTALS	RPI 1-25	RPI 26-50	W-L RECORDS	RPI 51-100	RPI 101-150	RPI 150+				
24- 8	5- 6	4- 0	OVERALL	5- 1	6- 1	4- 0				
11- 3	1- 3	2- 0	HOME	1- 0	3- 0	4- 0				
6- 4	1- 2	1- 0	AWAY	2- 1	2- 1	0- 0				
7- 1	3- 1	1- 0	NEUTRAL	2- 0	1- 0	0- 0				
11- 2	3- 1	2- 0	NON-CONFERENCE	1- 0	2- 1	3- 0				
6- 0	1- 0	1- 0	HOME	0- 0	1- 0	3- 0				
0- 2	0- 1	0- 0	AWAY	0- 0	0- 1	0- 0				
5- 0	2- 0	1- 0	NEUTRAL	1- 0	1- 0	0- 0				
13- 6	2- 5	2- 0	CONFERENCE	4- 1	4- 0	1- 0				
5- 3	0- 3	1- 0	HOME	1- 0	2- 0	1- 0				
6- 2	1- 1	1- 0	AWAY	2- 1	2- 0	0- 0				
2- 1	1- 1	0- 0	NEUTRAL	1- 0	0- 0	0- 0				

RPI	S	Opponent	Score	RPI	S	Opponent	Score	RPI	S	Opponent	Score	RPI	S	Opponent	Score
1	H	Notre Dame	68 98	31	N	Kansas St.	70 61	51	N	Princeton	92 61	108	A	Minnesota	68 72
1	N	Notre Dame	66 91	36	H	North Carolina	90 77	65	A	Georgia Tech	55 65	125	H	Towson	98 55
3	A	Louisville	51 76	42	H	Bucknell	70 56	73	A	Virginia Tech	75 73	127	A	Pittsburgh	82 50
5	A	Oregon	73 75	50	A	Clemson	84 75	79	A	Duke	64 55	127	H	Pittsburgh	90 63
9	H	NC State	73 77					96	H	Virginia	72 68	132	A	Boston College	76 59
15	N	UCF	57 52					96	N	Virginia	67 57	132	H	Boston College	96 69
17	H	Texas A&M	75 65									136	N	Duquesne	87 71
18	H	Miami (FL)	71 84									151	H	Wake Forest	77 57
18	N	Miami (FL)	92 85									210	H	UMES	96 51
20	A	Florida St.	94 88									221	H	North Dakota	85 49
22	N	DePaul	83 81									271	H	Niagara	94 45
LAST 12 Division I GAMES:															
		96	N	Virginia	67	57				127	H	Pittsburgh	90	63	
		18	N	Miami (FL)	92	85				151	H	Wake Forest	77	57	
		1	N	Notre Dame	66	91				9	H	NC State	73	77	
		132	A	Boston College	76	59				132	H	Boston College	96	69	
		20	A	Florida St.	94	88				3	A	Louisville	51	76	
		1	H	Notre Dame	68	98				96	H	Virginia	72	68	

Non-Div I Games:

Syracuse

Average RPI Win:	171	WON-LOST	WINNING	LAST 10	STRENGTH OF	OPP. STRENGTH	TEAM	ADJ.	CONF.	ADJ CONF.
Average RPI Loss:	39	RECORD	PCT. RANK	GAMES	SCHEDULE	OF SCHEDULE	RPI	RPI	RPI	RPI
DIV. I ONLY	20- 10	80	0- 1	71	46	56	56	3	3	
DIV. I NON-CONF.	10- 1	17	0- 0	262	260	75	75	3	3	
TOTALS	RPI 1-25	RPI 26-50	W-L RECORDS	RPI 51-100	RPI 101-150	RPI 150+				
20- 10	1- 3	1- 5	OVERALL	1- 1	5- 1	12- 0				
14- 3	1- 1	0- 2	HOME	1- 0	4- 0	8- 0				
6- 5	0- 2	1- 1	AWAY	0- 1	1- 1	4- 0				
0- 2	0- 0	0- 2	NEUTRAL	0- 0	0- 0	0- 0				
10- 1	0- 0	0- 1	NON-CONFERENCE	0- 0	2- 0	8- 0				
8- 0	0- 0	0- 0	HOME	0- 0	2- 0	6- 0				
2- 0	0- 0	0- 0	AWAY	0- 0	0- 0	2- 0				
0- 1	0- 0	0- 1	NEUTRAL	0- 0	0- 0	0- 0				
10- 9	1- 3	1- 4	CONFERENCE	1- 1	3- 1	4- 0				
6- 3	1- 1	0- 2	HOME	1- 0	2- 0	2- 0				
4- 5	0- 2	1- 1	AWAY	0- 1	1- 1	2- 0				
0- 1	0- 0	0- 1	NEUTRAL	0- 0	0- 0	0- 0				

RPI	S	Opponent	Score	RPI	S	Opponent	Score	RPI	S	Opponent	Score	RPI	S	Opponent	Score
2	A	Baylor	71 89	28	A	Texas	67 73	81	A	West Virginia	65 79	136	H	Duquesne	61 48
2	H	Baylor	55 79	28	H	Texas	48 62	81	H	West Virginia	62 48	142	A	Texas Tech	70 63
11	A	Iowa St.	54 92	28	N	Texas	64 66					142	H	Texas Tech	78 70
11	H	Iowa St.	76 69	31	A	Kansas St.	61 47					143	A	Oklahoma St.	71 75
				31	H	Kansas St.	72 75					143	H	Oklahoma St.	69 55
				32	N	BYU	58 61					146	H	Montana St.	71 49
												153	A	Kansas	76 66
												153	H	Kansas	58 53
												155	A	Oklahoma	76 63
												155	H	Oklahoma	86 71
												169	H	Southern U.	69 40
												172	H	Sam Houston St.	72 59
												202	A	San Diego St.	81 64
												230	H	SMU	65 63
												237	A	Ole Miss	55 50
												291	H	Army West Point	63 38
												328	H	Mississippi Val.	96 47
												350	H	Alcorn	88 31
LAST 12 Division I GAMES:															
				28	N	Texas	64 66	11	H	Iowa St.	76 69				
				28	H	Texas	48 62	2	A	Baylor	71 89				
				155	A	Oklahoma	76 63	142	A	Texas Tech	70 63				
				153	A	Kansas	76 66	143	H	Oklahoma St.	69 55				
				31	H	Kansas St.	72 75	31	A	Kansas St.	61 47				
				81	A	West Virginia	65 79	153	H	Kansas	58 53				

Non-Div I Games:

TCU

■ Loss,
 ■ Non-Conf, S Site,
 ■ Home
 ■ Away
 N Neutral

Average RPI Win:	224	WON-LOST	WINNING	LAST 10	STRENGTH OF	OPP. STRENGTH	TEAM	ADJ.	CONF.	ADJ CONF.
Average RPI Loss:	98	RECORD	PCT. RANK	GAMES	SCHEDULE	OF SCHEDULE	RPI	RPI	RPI	RPI
DIV. I ONLY	11- 19	241	0- 1	85	84	166	166	9	9	
DIV. I NON-CONF.	4- 9	252	0- 0	127	86	194	194	8	8	
TOTALS	RPI 1-25	RPI 26-50	W-L RECORDS	RPI 51-100	RPI 101-150	RPI 150+				
11- 19	0- 6	0- 0	OVERALL	1- 4	1- 4	9- 5				
7- 4	0- 1	0- 0	HOME	1- 0	1- 1	5- 2				
4- 13	0- 5	0- 0	AWAY	0- 3	0- 3	4- 2				
0- 2	0- 0	0- 0	NEUTRAL	0- 1	0- 0	0- 1				
4- 9	0- 3	0- 0	NON-CONFERENCE	0- 3	0- 2	4- 1				
3- 0	0- 0	0- 0	HOME	0- 0	0- 0	3- 0				
1- 8	0- 3	0- 0	AWAY	0- 2	0- 2	1- 1				
0- 1	0- 0	0- 0	NEUTRAL	0- 1	0- 0	0- 0				
7- 10	0- 3	0- 0	CONFERENCE	1- 1	1- 2	5- 4				
4- 4	0- 1	0- 0	HOME	1- 0	1- 1	2- 2				
3- 5	0- 2	0- 0	AWAY	0- 1	0- 1	3- 1				
0- 1	0- 0	0- 0	NEUTRAL	0- 0	0- 0	0- 1				

RPI	S	Opponent	Score	RPI	S	Opponent	Score	RPI	S	Opponent	Score	RPI	S	Opponent	Score	Team's RPI: 166
6	A	UConn	74 109					55	A	Villanova	68 76	109	A	Houston	65 78	
6	H	UConn	67 88					57	A	Penn	62 71	109	H	Houston	76 65	
15	A	UCF	54 62					76	A	Cincinnati	52 72	114	H	South Fla.	53 63	
18	A	Miami (FL)	61 73					76	H	Cincinnati	78 70	120	A	Marist	68 74	
19	A	South Carolina	60 88					87	N	Radford	50 56	136	A	Duquesne	53 54	
22	A	DePaul	88 102									160	A	Tulsa	75 61	
												160	H	Tulsa	61 64	
												167	H	Tulane	57 66	
												190	H	East Carolina	84 62	
												230	A	SMU	52 53	
												232	A	Memphis	84 53	
												232	N	Memphis	58 59	
												236	A	Saint Joseph's	58 52	
												237	A	Ole Miss	55 62	
												256	A	Wichita St.	65 40	
												256	H	Wichita St.	68 52	
												284	H	La Salle	75 47	
												324	H	Iona	59 39	
												337	H	Delaware St.	75 61	
LAST 12 Division I GAMES:																
232	N	Memphis	58 59	76	H	Cincinnati	78 70									
232	A	Memphis	84 53	6	A	UConn	74 109									
256	H	Wichita St.	68 52	109	H	Houston	76 65									
160	H	Tulsa	61 64	256	A	Wichita St.	65 40									
15	A	UCF	54 62	160	A	Tulsa	75 61									
230	A	SMU	52 53	190	H	East Carolina	84 62									

Non-Div I Games:

Temple

Average RPI Win:	152	WON-LOST	WINNING	LAST 10	STRENGTH OF	OPP. STRENGTH	TEAM	ADJ.	CONF.	ADJ CONF.
Average RPI Loss:	54	RECORD	PCT. RANK	GAMES	SCHEDULE	OF SCHEDULE	RPI	RPI	RPI	RPI
DIV. I ONLY	19- 12	109	1- 0	31	47	58	58	5	5	
DIV. I NON-CONF.	11- 2	32	0- 0	61	74	30	30	5	5	
TOTALS	RPI 1-25	RPI 26-50	W-L RECORDS	RPI 51-100	RPI 101-150	RPI 150+				
19- 12	0- 7	6- 1	OVERALL	2- 1	2- 1	9- 2				
10- 7	0- 4	2- 1	HOME	1- 1	0- 0	7- 1				
6- 4	0- 2	3- 0	AWAY	0- 0	1- 1	2- 1				
3- 1	0- 1	1- 0	NEUTRAL	1- 0	1- 0	0- 0				
11- 2	0- 2	3- 0	NON-CONFERENCE	0- 0	2- 0	6- 0				
7- 2	0- 2	1- 0	HOME	0- 0	0- 0	6- 0				
2- 0	0- 0	1- 0	AWAY	0- 0	1- 0	0- 0				
2- 0	0- 0	1- 0	NEUTRAL	0- 0	1- 0	0- 0				
8- 10	0- 5	3- 1	CONFERENCE	2- 1	0- 1	3- 2				
3- 5	0- 2	1- 1	HOME	1- 1	0- 0	1- 1				
4- 4	0- 2	2- 0	AWAY	0- 0	0- 1	2- 1				
1- 1	0- 1	0- 0	NEUTRAL	1- 0	0- 0	0- 0				

RPI 1-25				RPI 26-50				RPI 51-100				Team's RPI: 58				RPI 101+			
RPI	S	Opponent	Score	RPI	S	Opponent	Score	RPI	S	Opponent	Score	RPI	S	Opponent	Score	RPI	S	Opponent	Score
1	H	Notre Dame	62 77	28	A	Texas	88 82	66	H	Arkansas	79 80	103	N	UAB	73 69				
4	H	Stanford	85 95	29	A	Missouri	62 60	86	H	LSU	74 65	111	A	Georgia	62 66				
8	A	Mississippi St.	63 91	29	H	Missouri	64 66	86	N	LSU	69 66	143	A	Oklahoma St.	76 63				
8	N	Mississippi St.	68 83	43	H	Belmont	84 76					158	A	Alabama	65 86				
17	A	Texas A&M	62 79	49	A	Auburn	78 69					182	H	UNC Asheville	73 46				
19	H	South Carolina	67 82	49	H	Auburn	73 62					206	A	Vanderbilt	82 65				
21	H	Kentucky	71 73	50	N	Clemson	78 66					206	H	Vanderbilt	69 76				
												209	H	Stetson	65 55				
												216	H	Florida	67 50				
												237	A	Ole Miss	81 56				
												243	H	ETSU	80 61				
												260	H	Murray St.	98 77				
												331	H	Presbyterian	97 49				
												346	H	Florida A&M	96 31				
LAST 12 Division I GAMES:																			
				86	N	LSU	69 66	17	A	Texas A&M	62 79								
				8	N	Mississippi St.	68 83	29	A	Missouri	62 60								
				103	N	UAB	73 69	49	H	Auburn	73 62								
				237	A	Ole Miss	81 56	8	A	Mississippi St.	63 91								
				206	H	Vanderbilt	69 76	206	A	Vanderbilt	82 65								
				19	H	South Carolina	67 82	216	H	Florida	67 50								

Non-Div I Games:

Tennessee

■ Loss, ■ Non-Conf, S Site, H Home A Away N Neutral

Tennessee St.

Through Games Of March 11, 2019

Average RPI Win:	292	WON-LOST	WINNING	LAST 10	STRENGTH OF	OPP. STRENGTH	TEAM	ADJ.	CONF.	ADJ CONF.
Average RPI Loss:	155	RECORD	PCT. RANK	GAMES	SCHEDULE	OF SCHEDULE	RPI	RPI	RPI	RPI
DIV. I ONLY	5- 25	333	0- 1	181	188	304	304	22	22	
DIV. I NON-CONF.	0- 12	336	0- 0	187	64	334	334	22	22	
TOTALS	RPI 1-25	RPI 26-50	W-L RECORDS	RPI 51-100	RPI 101-150	RPI 150+				
5- 25	0- 2	0- 2	OVERALL	0- 2	0- 8	5- 11				
3- 7	0- 0	0- 1	HOME	0- 0	0- 4	3- 2				
2- 15	0- 2	0- 1	AWAY	0- 1	0- 3	2- 8				
0- 3	0- 0	0- 0	NEUTRAL	0- 1	0- 1	0- 1				
0- 12	0- 2	0- 0	NON-CONFERENCE	0- 2	0- 2	0- 6				
0- 1	0- 0	0- 0	HOME	0- 0	0- 1	0- 0				
0- 8	0- 2	0- 0	AWAY	0- 1	0- 0	0- 5				
0- 3	0- 0	0- 0	NEUTRAL	0- 1	0- 1	0- 1				
5- 13	0- 0	0- 2	CONFERENCE	0- 0	0- 6	5- 5				
3- 6	0- 0	0- 1	HOME	0- 0	0- 3	3- 2				
2- 7	0- 0	0- 1	AWAY	0- 0	0- 3	2- 3				
0- 0	0- 0	0- 0	NEUTRAL	0- 0	0- 0	0- 0				

RPI 1-25				RPI 26-50				RPI 51-100				RPI 101+ Team's RPI: 304			
RPI	S	Opponent	Score	RPI	S	Opponent	Score	RPI	S	Opponent	Score	RPI	S	Opponent	Score
3	A	Louisville	52 107	43	A	Belmont	46 80	66	N	Arkansas	55 79	110	A	UT Martin	60 83
22	A	DePaul	73 95	43	H	Belmont	65 89	82	A	Troy	67 92	110	H	UT Martin	61 73
												116	H	South Alabama	56 78
												127	N	Pittsburgh	56 78
												129	A	Morehead St.	55 71
												129	H	Morehead St.	62 85
												148	A	Tennessee Tech	65 76
												148	H	Tennessee Tech	59 69
												185	N	Wisconsin	53 58
												201	A	Marshall	59 80
												206	A	Vanderbilt	63 89
												213	A	Jacksonville St.	73 76
												213	H	Jacksonville St.	52 62
												218	A	Ball St.	51 90
												239	H	SIUE	55 66
												240	A	Southeast Mo. St.	57 81
												240	H	Southeast Mo. St.	62 59
												259	A	Austin Peay	47 74
												260	A	Murray St.	65 61
												294	H	Eastern Ill.	70 66
												302	A	Alabama A&M	57 67
												330	A	Lipscomb	62 64
												333	A	Eastern Ky.	57 31
												333	H	Eastern Ky.	60 38
LAST 12 Division I GAMES:															
110	A	UT Martin	60 83	333	A	Eastern Ky.	57 31	129	A	Morehead St.	55 71	240	H	Southeast Mo. St.	62 59
240	A	Southeast Mo. St.	57 81	240	H	Southeast Mo. St.	62 59	110	H	UT Martin	61 73	260	A	Murray St.	65 61
294	H	Eastern Ill.	70 66	259	A	Austin Peay	47 74								
239	H	SIUE	55 66												
213	A	Jacksonville St.	73 76												
43	H	Belmont	65 89												

Non-Div I Games:

Tennessee St.

■ Loss,
■ Non-Conf,
■ S Site,
■ Home
■ A Away
N Neutral

Tennessee Tech

Through Games Of March 11, 2019

Average RPI Win:	246	WON-LOST	WINNING	LAST 10	STRENGTH OF	OPP. STRENGTH	TEAM	ADJ.	CONF.	ADJ CONF.
Average RPI Loss:	146	RECORD	PCT. RANK	GAMES	SCHEDULE	OF SCHEDULE	RPI	RPI	RPI	RPI
DIV. I ONLY	19- 10	89	1- 1	274	246	148	148	22	22	
DIV. I NON-CONF.	6- 3	91	0- 0	283	208	137	137	22	22	
TOTALS	RPI 1-25	RPI 26-50	W-L RECORDS	RPI 51-100	RPI 101-150	RPI 150+				
19- 10	0- 0	1- 2	OVERALL	1- 2	1- 2	16- 4				
9- 3	0- 0	0- 1	HOME	1- 0	0- 1	8- 1				
9- 5	0- 0	1- 0	AWAY	0- 1	1- 1	7- 3				
1- 2	0- 0	0- 1	NEUTRAL	0- 1	0- 0	1- 0				
6- 3	0- 0	0- 0	NON-CONFERENCE	1- 2	0- 0	5- 1				
3- 0	0- 0	0- 0	HOME	1- 0	0- 0	2- 0				
3- 2	0- 0	0- 0	AWAY	0- 1	0- 0	3- 1				
0- 1	0- 0	0- 0	NEUTRAL	0- 1	0- 0	0- 0				
13- 7	0- 0	1- 2	CONFERENCE	0- 0	1- 2	11- 3				
6- 3	0- 0	0- 1	HOME	0- 0	0- 1	6- 1				
6- 3	0- 0	1- 0	AWAY	0- 0	1- 1	4- 2				
1- 1	0- 0	0- 1	NEUTRAL	0- 0	0- 0	1- 0				

RPI 1-25				RPI 26-50				RPI 51-100				RPI 101+				Team's RPI: 148	
RPI	S	Opponent	Score	RPI	S	Opponent	Score	RPI	S	Opponent	Score	RPI	S	Opponent	Score		
				43	A	Belmont	77 72	66	A	Arkansas	42 65	110	A	UT Martin	80 76		
				43	H	Belmont	67 99	69	H	Middle Tenn.	68 64	129	A	Morehead St.	56 77		
				43	N	Belmont	48 62	100	N	Old Dominion	73 80	129	H	Morehead St.	70 73		
												182	H	UNC Asheville	60 53		
												213	A	Jacksonville St.	66 49		
												213	H	Jacksonville St.	62 59		
												214	A	Xavier	60 70		
												239	A	SIUE	61 63		
												239	H	SIUE	79 55		
												240	A	Southeast Mo. St.	53 62		
												256	A	Wichita St.	55 45		
												259	H	Austin Peay	65 72		
												259	N	Austin Peay	68 57		
												260	H	Murray St.	74 65		
												292	A	Charleston So.	77 55		
												294	A	Eastern Ill.	68 51		
												294	H	Eastern Ill.	99 88		
												304	A	Tennessee St.	69 59		
												304	H	Tennessee St.	76 65		
												330	A	Lipscomb	67 52		
												333	A	Eastern Ky.	81 68		
												333	H	Eastern Ky.	77 57		
												342	H	Western Caro.	77 58		
LAST 12 Division I GAMES:																	
				259	N	Austin Peay	68 57	43	H	Belmont	67 99						
				43	N	Belmont	48 62	213	H	Jacksonville St.	62 59						
				294	A	Eastern Ill.	68 51	110	A	UT Martin	80 76						
				239	A	SIUE	61 63	240	A	Southeast Mo. St.	53 62						
				129	H	Morehead St.	70 73	260	H	Murray St.	74 65						
				333	H	Eastern Ky.	77 57	259	H	Austin Peay	65 72						

Non-Div I Games: Tenn. Wesleyan 100 58 Cumberland (TN) 88 55

Tennessee Tech

Loss, Non-Conf, S Site, H Home A Away N Neutral

Average RPI Win:	144	WON-LOST	WINNING	LAST 10	STRENGTH OF	OPP. STRENGTH	TEAM	ADJ.	CONF.	ADJ CONF.
Average RPI Loss:	26	RECORD	PCT. RANK	GAMES	SCHEDULE	OF SCHEDULE	RPI	RPI	RPI	RPI
DIV. I ONLY	23- 9	56	0- 1	22	37	28	28	3	3	
DIV. I NON-CONF.	10- 2	37	0- 0	84	169	44	44	3	3	
TOTALS	RPI 1-25	RPI 26-50	W-L RECORDS	RPI 51-100	RPI 101-150	RPI 150+				
23- 9	1- 5	2- 2	OVERALL	5- 2	5- 0	10- 0				
10- 6	0- 3	0- 1	HOME	1- 2	3- 0	6- 0				
9- 2	1- 1	0- 1	AWAY	2- 0	2- 0	4- 0				
4- 1	0- 1	2- 0	NEUTRAL	2- 0	0- 0	0- 0				
10- 2	0- 1	2- 0	NON-CONFERENCE	1- 1	1- 0	6- 0				
5- 2	0- 1	0- 0	HOME	0- 1	1- 0	4- 0				
2- 0	0- 0	0- 0	AWAY	0- 0	0- 0	2- 0				
3- 0	0- 0	2- 0	NEUTRAL	1- 0	0- 0	0- 0				
13- 7	1- 4	0- 2	CONFERENCE	4- 1	4- 0	4- 0				
5- 4	0- 2	0- 1	HOME	1- 1	2- 0	2- 0				
7- 2	1- 1	0- 1	AWAY	2- 0	2- 0	2- 0				
1- 1	0- 1	0- 0	NEUTRAL	1- 0	0- 0	0- 0				

RPI 1-25				RPI 26-50				Team's RPI: 28				RPI 51-100				RPI 101+			
RPI	S	Opponent	Score	RPI	S	Opponent	Score	RPI	S	Opponent	Score	RPI	S	Opponent	Score	RPI	S	Opponent	Score
2	A	Baylor	35 64	31	A	Kansas St.	69 87	56	A	TCU	62 48	136	H	Duquesne	78 41				
2	H	Baylor	68 74	31	H	Kansas St.	60 69	56	H	TCU	73 67	142	A	Texas Tech	78 71				
8	H	Mississippi St.	49 67	39	N	Quinnipiac	56 55	56	N	TCU	66 64	142	H	Texas Tech	81 57				
11	A	Iowa St.	64 62	44	N	Michigan	69 52	58	H	Tennessee	82 88	143	A	Oklahoma St.	61 55				
11	H	Iowa St.	73 82					81	A	West Virginia	70 58	143	H	Oklahoma St.	60 51				
11	N	Iowa St.	69 75					81	H	West Virginia	58 64	153	A	Kansas	91 73				
								84	N	Fordham	72 54	153	H	Kansas	62 43				
												155	A	Oklahoma	76 67				
												155	H	Oklahoma	73 63				
												187	A	North Texas	64 54				
												209	H	Stetson	65 46				
												229	A	UTRGV	81 66				
												303	H	UTSA	98 54				
												312	H	McNeese	96 40				
												315	H	Northwestern St.	104 66				
LAST 12 Division I GAMES:																			
11	N	Iowa St.	69 75	2	A	Baylor	35 64												
56	N	TCU	66 64	142	H	Texas Tech	81 57												
84	N	Fordham	72 54	31	H	Kansas St.	60 69												
44	N	Michigan	69 52	143	A	Oklahoma St.	61 55												
56	A	TCU	62 48	153	A	Kansas	91 73												
11	H	Iowa St.	73 82	2	H	Baylor	68 74												

Non-Div I Games:

Texas

■ Loss,
 ■ Non-Conf,
 ■ S Site,
 ■ Home
 ■ A Away
 N Neutral

Average RPI Win:	127	WON-LOST	WINNING	LAST 10	STRENGTH OF	OPP. STRENGTH	TEAM	ADJ.	CONF.	ADJ CONF.
Average RPI Loss:	39	RECORD	PCT. RANK	GAMES	SCHEDULE	OF SCHEDULE	RPI	RPI	RPI	RPI
DIV. I ONLY	24- 7	39	1- 0	26	58	17	17	5	5	
DIV. I NON-CONF.	11- 2	32	0- 0	33	105	18	18	5	5	
TOTALS	RPI 1-25	RPI 26-50	W-L RECORDS	RPI 51-100	RPI 101-150	RPI 150+				
24- 7	3- 3	3- 1	OVERALL	5- 3	2- 0	11- 0				
13- 3	1- 2	1- 0	HOME	4- 1	0- 0	7- 0				
8- 3	1- 1	1- 1	AWAY	1- 1	2- 0	3- 0				
3- 1	1- 0	1- 0	NEUTRAL	0- 1	0- 0	1- 0				
11- 2	1- 1	1- 0	NON-CONFERENCE	2- 1	1- 0	6- 0				
7- 1	0- 0	1- 0	HOME	1- 1	0- 0	5- 0				
2- 1	0- 1	0- 0	AWAY	1- 0	1- 0	0- 0				
2- 0	1- 0	0- 0	NEUTRAL	0- 0	0- 0	1- 0				
13- 5	2- 2	2- 1	CONFERENCE	3- 2	1- 0	5- 0				
6- 2	1- 2	0- 0	HOME	3- 0	0- 0	2- 0				
6- 2	1- 0	1- 1	AWAY	0- 1	1- 0	3- 0				
1- 1	0- 0	1- 0	NEUTRAL	0- 1	0- 0	0- 0				

RPI	S	Opponent	Score
8	H	Mississippi St.	64 92
10	A	Syracuse	65 75
19	H	South Carolina	57 60
21	A	Kentucky	62 55
21	H	Kentucky	73 71
24	N	Oregon St.	76 70

RPI	S	Opponent	Score
29	A	Missouri	65 70
35	H	Rice	65 54
49	A	Auburn	69 67
49	N	Auburn	64 62

RPI	S	Opponent	Score
52	H	Southern California	71 51
54	H	Lamar University	68 74
58	H	Tennessee	79 62
66	H	Arkansas	66 53
66	N	Arkansas	51 58
72	A	Little Rock	61 40
86	A	LSU	52 63
86	H	LSU	59 55

RPI	S	Opponent	Score
109	A	Houston	68 52
111	A	Georgia	76 66
152	N	UC Riverside	70 63
158	H	Alabama	70 43
188	H	Arkansas St.	97 56
192	H	Prairie View	70 57
206	A	Vanderbilt	50 43
206	H	Vanderbilt	69 53
216	A	Florida	80 62
229	H	UTRGV	84 61
234	H	Jacksonville	73 53
237	A	Ole Miss	72 60
286	H	Central Ark.	84 27

LAST 12 Division I GAMES:

49	N	Auburn	64 62	8	H	Mississippi St.	64 92
66	N	Arkansas	51 58	86	H	LSU	59 55
66	H	Arkansas	66 53	29	A	Missouri	65 70
21	A	Kentucky	62 55	237	A	Ole Miss	72 60
216	A	Florida	80 62	206	H	Vanderbilt	69 53
58	H	Tennessee	79 62	21	H	Kentucky	73 71

Non-Div I Games:

Texas A&M

Through Games Of March 11, 2019

[illegible]

Texas Southern

Page 306

Average RPI Win:	205	WON-LOST	WINNING	LAST 10	STRENGTH OF	OPP. STRENGTH	TEAM	ADJ.	CONF.	ADJ CONF.
Average RPI Loss:	119	RECORD	PCT. RANK	GAMES	SCHEDULE	OF SCHEDULE	RPI	RPI	RPI	RPI
DIV. I ONLY	12- 16	216	0- 1	100	138	162	162	12	12	
DIV. I NON-CONF.	3- 7	256	0- 1	115	136	193	193	14	14	
TOTALS	RPI 1-25	RPI 26-50	W-L RECORDS	RPI 51-100	RPI 101-150	RPI 150+				
12- 16	0- 0	0- 2	OVERALL	1- 5	2- 5	9- 4				
5- 7	0- 0	0- 0	HOME	1- 2	1- 3	3- 2				
7- 8	0- 0	0- 1	AWAY	0- 3	1- 2	6- 2				
0- 1	0- 0	0- 1	NEUTRAL	0- 0	0- 0	0- 0				
3- 7	0- 0	0- 2	NON-CONFERENCE	0- 1	0- 2	3- 2				
1- 2	0- 0	0- 0	HOME	0- 0	0- 1	1- 1				
2- 4	0- 0	0- 1	AWAY	0- 1	0- 1	2- 1				
0- 1	0- 0	0- 1	NEUTRAL	0- 0	0- 0	0- 0				
9- 9	0- 0	0- 0	CONFERENCE	1- 4	2- 3	6- 2				
4- 5	0- 0	0- 0	HOME	1- 2	1- 2	2- 1				
5- 4	0- 0	0- 0	AWAY	0- 2	1- 1	4- 1				
0- 0	0- 0	0- 0	NEUTRAL	0- 0	0- 0	0- 0				

RPI S	Opponent	Score	RPI S	Opponent	Score	RPI S	Opponent	Score	RPI S	Opponent	Score	Team's RPI: 162
29	A Missouri	50 69	47	N Saint Mary's (CA)	62 89	53	A New Mexico	51 82	116	H South Alabama	77 45	
						71	A UT Arlington	53 68	135	A Appalachian St.	56 77	
						71	H UT Arlington	41 44	135	H Appalachian St.	49 62	
						72	A Little Rock	47 62	139	A Georgia St.	69 60	
						72	H Little Rock	50 48	139	H Georgia St.	34 57	
						82	H Troy	63 82	143	A Oklahoma St.	55 66	
									146	H Montana St.	59 67	
									156	H Nicholls St.	72 67	
									157	H Oral Roberts	64 81	
									167	A Tulane	61 67	
									173	A Coastal Caro.	70 77	
									173	H Coastal Caro.	73 58	
									188	A Arkansas St.	85 62	
									188	H Arkansas St.	68 54	
									270	A Louisiana	71 65	
									273	A A&M-Corpus Christi	60 53	
									285	A Ga. Southern	64 52	
									285	H Ga. Southern	55 65	
									300	A La.-Monroe	62 51	
									303	A UTSA	68 60	
LAST 12 Division I GAMES:												
167	A Tulane	61 67	270	A Louisiana	71 65							
146	H Montana St.	59 67	300	A La.-Monroe	62 51							
156	H Nicholls St.	72 67	72	H Little Rock	50 48							
71	H UT Arlington	41 44	188	H Arkansas St.	68 54							
116	H South Alabama	77 45	173	A Coastal Caro.	70 77							
82	H Troy	63 82	135	A Appalachian St.	56 77							

Non-Div I Games: UNKNOWN 92 39 Tex. A&M Int'l 89 25

Texas St.

■ Loss,
 ■ Non-Conf,
 ■ S Site,
 ■ Home
 ■ A Away
 N Neutral

Average RPI Win:	194	WON-LOST	WINNING	LAST 10	STRENGTH OF	OPP. STRENGTH	TEAM	ADJ.	CONF.	ADJ CONF.
Average RPI Loss:	60	RECORD	PCT. RANK	GAMES	SCHEDULE	OF SCHEDULE	RPI	RPI	RPI	RPI
DIV. I ONLY	14- 17	205	1- 0	55	53	142	142	3	3	
DIV. I NON-CONF.	9- 2	43	0- 0	206	320	98	98	3	3	
TOTALS	RPI 1-25	RPI 26-50	W-L RECORDS	RPI 51-100	RPI 101-150	RPI 150+				
14- 17	0- 5	0- 4	OVERALL	1- 5	2- 1	11- 2				
11- 7	0- 2	0- 2	HOME	1- 3	2- 0	8- 0				
2- 9	0- 2	0- 2	AWAY	0- 2	0- 1	2- 2				
1- 1	0- 1	0- 0	NEUTRAL	0- 0	0- 0	1- 0				
9- 2	0- 0	0- 0	NON-CONFERENCE	1- 1	1- 0	7- 1				
8- 1	0- 0	0- 0	HOME	1- 1	1- 0	6- 0				
1- 1	0- 0	0- 0	AWAY	0- 0	0- 0	1- 1				
0- 0	0- 0	0- 0	NEUTRAL	0- 0	0- 0	0- 0				
5- 15	0- 5	0- 4	CONFERENCE	0- 4	1- 1	4- 1				
3- 6	0- 2	0- 2	HOME	0- 2	1- 0	2- 0				
1- 8	0- 2	0- 2	AWAY	0- 2	0- 1	1- 1				
1- 1	0- 1	0- 0	NEUTRAL	0- 0	0- 0	1- 0				

RPI 1-25				RPI 26-50				RPI 51-100				RPI 101+ Team's RPI: 142			
RPI	S	Opponent	Score	RPI	S	Opponent	Score	RPI	S	Opponent	Score	RPI	S	Opponent	Score
2	A	Baylor	37 96	28	A	Texas	57 81	56	A	TCU	70 78	143	A	Oklahoma St.	57 65
2	H	Baylor	56 73	28	H	Texas	71 78	56	H	TCU	63 70	143	H	Oklahoma St.	90 78
2	N	Baylor	61 100	31	A	Kansas St.	67 75	62	H	SFA	77 69	144	H	Abilene Christian	105 54
11	A	Iowa St.	66 105	31	H	Kansas St.	62 66	81	A	West Virginia	65 68	153	A	Kansas	75 71
11	H	Iowa St.	62 64					81	H	West Virginia	72 75	153	H	Kansas	69 66
								85	H	Idaho	77 88	155	A	Oklahoma	61 66
												155	H	Oklahoma	88 82
												155	N	Oklahoma	104 84
												169	H	Southern U.	76 58
												213	H	Jacksonville St.	71 58
												216	A	Florida	67 72
												222	H	Texas Southern	75 55
												245	A	Nevada	86 67
												273	H	A&M-Corpus Christi	78 61
												300	H	La.-Monroe	86 42
												332	H	Houston Baptist	82 76
LAST 12 Division I GAMES:															
155	N	Oklahoma	104 84	153	A	Kansas	75 71								
2	N	Baylor	61 100	81	H	West Virginia	72 75								
155	H	Oklahoma	88 82	143	H	Oklahoma St.	90 78								
31	A	Kansas St.	67 75	56	H	TCU	63 70								
11	H	Iowa St.	62 64	2	A	Baylor	37 96								
28	A	Texas	57 81	11	A	Iowa St.	66 105								

Non-Div I Games:

Texas Tech

■ Loss,
■ Non-Conf,
■ S Site,
■ H Home
■ A Away
N Neutral

Previous Season		Through Games Of March 11, 2015								
Average RPI Win:	198	WON-LOST	WINNING	LAST 10	STRENGTH OF	OPP. STRENGTH	TEAM	ADJ.	CONF.	ADJ CONF.
Average RPI Loss:	70	RECORD	PCT. RANK	GAMES	SCHEDULE	OF SCHEDULE	RPI	RPI	RPI	RPI
DIV. I ONLY	20- 10	80	1- 0	110	100	75	75	8	8	
DIV. I NON-CONF.	8- 3	72	0- 0	151	184	71	71	9	9	

TOTALS	RPI 1-25	RPI 26-50		W-L RECORDS		RPI 51-100		RPI 101-150		RPI 150+
20- 10	0- 1	3- 4		OVERALL		0- 2		3- 2		14- 1
12- 3	0- 1	2- 1		HOME		0- 1		3- 0		7- 0
8- 7	0- 0	1- 3		AWAY		0- 1		0- 2		7- 1
0- 0	0- 0	0- 0		NEUTRAL		0- 0		0- 0		0- 0
8- 3	0- 1	1- 0		NON-CONFERENCE		0- 1		2- 1		5- 0
4- 1	0- 1	0- 0		HOME		0- 0		2- 0		2- 0
4- 2	0- 0	1- 0		AWAY		0- 1		0- 1		3- 0
0- 0	0- 0	0- 0		NEUTRAL		0- 0		0- 0		0- 0
12- 7	0- 0	2- 4		CONFERENCE		0- 1		1- 1		9- 1
8- 2	0- 0	2- 1		HOME		0- 1		1- 0		5- 0
4- 5	0- 0	0- 3		AWAY		0- 0		0- 1		4- 1
0- 0	0- 0	0- 0		NEUTRAL		0- 0		0- 0		0- 0

RPI	S	Opponent	Score	RPI	S	Opponent	Score	RPI	S	Opponent	Score	RPI	S	Opponent	Score
1	H	Notre Dame	56 72	26	A	Central Mich.	45 78	59	A	Maine	59 73	115	A	Dayton	49 70
				26	H	Central Mich.	62 59	77	H	Kent St.	47 58	123	A	Northern Ill.	52 54
				34	H	Ohio	76 50					123	H	Northern Ill.	64 53
				38	A	Buffalo	63 73					136	H	Duquesne	65 52
				43	A	Belmont	78 69					138	H	Stony Brook	80 48
				48	A	Miami (OH)	64 65					164	A	Akron	64 70
				48	H	Miami (OH)	56 65					193	A	Eastern Mich.	70 67
												193	H	Eastern Mich.	63 43
												212	A	Bowling Green	79 65
												212	H	Bowling Green	76 56
												218	A	Ball St.	63 62
												218	H	Ball St.	65 58
												218	H	Ball St.	67 63
												232	A	Memphis	58 48
												262	A	Western Mich.	80 57
												262	H	Western Mich.	73 63
												280	A	Cleveland St.	65 60
												310	A	Valparaiso	65 59
												324	H	Iona	84 38
												335	H	Detroit Mercy	77 60
LAST 12 Division I GAMES:															
218	H	Ball St.	67 63	48	H	Miami (OH)	56 65	123	A	Northern Ill.	52 54				
26	A	Central Mich.	45 78	34	H	Ohio	76 50	193	H	Eastern Mich.	63 43				
193	A	Eastern Mich.	70 67	38	A	Buffalo	63 73	212	H	Bowling Green	76 56				
123	H	Northern Ill.	64 53	218	A	Ball St.	63 62								
262	H	Western Mich.	73 63												

Non-Div I Games:

Toledo

Average RPI Win: 212	WON-LOST	WINNING	LAST 10	STRENGTH OF	OPP. STRENGTH	TEAM	ADJ.	CONF.	ADJ CONF.
Average RPI Loss: 109	RECORD	PCT. RANK	GAMES	SCHEDULE	OF SCHEDULE	RPI	RPI	RPI	RPI
DIV. I ONLY	17- 12	128	0- 1	185	106	125	125	10	10
DIV. I NON-CONF.	6- 5	143	0- 0	291	126	163	163	10	10
TOTALS	RPI 1-25	RPI 26-50	W-L RECORDS	RPI 51-100	RPI 101-150	RPI 150+			
17- 12	0- 3	0- 0	OVERALL	1- 2	3- 3	13- 4			
8- 4	0- 1	0- 0	HOME	0- 1	2- 1	6- 1			
9- 8	0- 2	0- 0	AWAY	1- 1	1- 2	7- 3			
0- 0	0- 0	0- 0	NEUTRAL	0- 0	0- 0	0- 0			
6- 5	0- 1	0- 0	NON-CONFERENCE	0- 1	0- 0	6- 3			
3- 0	0- 0	0- 0	HOME	0- 0	0- 0	3- 0			
3- 5	0- 1	0- 0	AWAY	0- 1	0- 0	3- 3			
0- 0	0- 0	0- 0	NEUTRAL	0- 0	0- 0	0- 0			
11- 7	0- 2	0- 0	CONFERENCE	1- 1	3- 3	7- 1			
5- 4	0- 1	0- 0	HOME	0- 1	2- 1	3- 1			
6- 3	0- 1	0- 0	AWAY	1- 0	1- 2	4- 0			
0- 0	0- 0	0- 0	NEUTRAL	0- 0	0- 0	0- 0			

RPI 1-25				RPI 26-50				RPI 51-100				RPI 101+ Team's RPI: 125			
RPI	S	Opponent	Score	RPI	S	Opponent	Score	RPI	S	Opponent	Score	RPI	S	Opponent	Score
10	A	Syracuse	55 98					64	A	Drexel	55 54	102	A	Northeastern	68 77
25	A	James Madison	59 71					64	H	Drexel	44 77	102	H	Northeastern	88 83
25	H	James Madison	56 63					81	A	West Virginia	43 90	116	A	UNCW	73 77
												116	H	UNCW	82 61
												128	A	Delaware	56 48
												128	H	Delaware	57 70
												151	A	Wake Forest	53 60
												161	A	William & Mary	82 75
												161	H	William & Mary	69 80
												201	A	Marshall	76 69
												204	H	Massachusetts	78 53
												220	A	George Washington	63 76
												224	A	Mt. St. Mary's	78 87
												226	A	Elon	59 50
												226	H	Elon	59 58
												236	A	Saint Joseph's	73 52
												248	A	Hofstra	68 56
												248	H	Hofstra	92 68
												265	H	Loyola Maryland	62 57
												284	H	La Salle	92 68
												296	A	Col. of Charleston	77 61
												296	H	Col. of Charleston	87 61
												305	A	UMBC	71 62
LAST 12 Division I GAMES:															
64	H	Drexel	44 77	116	H	UNCW	82 61								
128	H	Delaware	57 70	102	A	Northeastern	68 77								
25	H	James Madison	56 63	248	A	Hofstra	68 56								
226	A	Elon	59 50	25	A	James Madison	59 71								
161	A	William & Mary	82 75	161	H	William & Mary	69 80								
296	H	Col. of Charleston	87 61	226	H	Elon	59 58								

Non-Div I Games:

Towson

■ Loss,
 Non-Conf,
 S Site,
 H Home
 A Away
 N Neutral

Average RPI Win:	216	WON-LOST	WINNING	LAST 10	STRENGTH OF	OPP. STRENGTH	TEAM	ADJ.	CONF.	ADJ CONF.
Average RPI Loss:	89	RECORD	PCT. RANK	GAMES	SCHEDULE	OF SCHEDULE	RPI	RPI	RPI	RPI
DIV. I ONLY	21- 7	46	1- 0	208	148	82	82	12	12	
DIV. I NON-CONF.	8- 2	52	0- 0	300	202	121	121	14	14	
TOTALS	RPI 1-25	RPI 26-50	W-L RECORDS	RPI 51-100	RPI 101-150	RPI 150+				
21- 7	0- 1	0- 0	OVERALL	1- 3	3- 3	17- 0				
11- 2	0- 0	0- 0	HOME	1- 1	2- 1	8- 0				
8- 5	0- 1	0- 0	AWAY	0- 2	1- 2	7- 0				
2- 0	0- 0	0- 0	NEUTRAL	0- 0	0- 0	2- 0				
8- 2	0- 1	0- 0	NON-CONFERENCE	0- 1	0- 0	8- 0				
3- 1	0- 0	0- 0	HOME	0- 1	0- 0	3- 0				
3- 1	0- 1	0- 0	AWAY	0- 0	0- 0	3- 0				
2- 0	0- 0	0- 0	NEUTRAL	0- 0	0- 0	2- 0				
13- 5	0- 0	0- 0	CONFERENCE	1- 2	3- 3	9- 0				
8- 1	0- 0	0- 0	HOME	1- 0	2- 1	5- 0				
5- 4	0- 0	0- 0	AWAY	0- 2	1- 2	4- 0				
0- 0	0- 0	0- 0	NEUTRAL	0- 0	0- 0	0- 0				

RPI 1-25				RPI 26-50				RPI 51-100				Team's RPI: 82	RPI 101+				
RPI	S	Opponent	Score	RPI	S	Opponent	Score	RPI	S	Opponent	Score		RPI	S	Opponent	Score	
20	A	Florida St.	67 103					69	H	Middle Tenn.	64 67		116	A	South Alabama	77 80	
								71	A	UT Arlington	65 88		116	H	South Alabama	66 58	
								72	A	Little Rock	72 76		135	A	Appalachian St.	83 72	
								72	H	Little Rock	71 66		135	H	Appalachian St.	95 66	
													139	A	Georgia St.	80 84	
													139	H	Georgia St.	70 85	
													162	A	Texas St.	82 63	
													172	N	Sam Houston St.	84 79	
													173	A	Coastal Caro.	82 81	
													173	H	Coastal Caro.	89 76	
													188	A	Arkansas St.	100 89	
													188	H	Arkansas St.	87 79	
													213	A	Jacksonville St.	89 63	
													237	A	Ole Miss	71 54	
													243	A	ETSU	84 66	
													266	H	Alabama St.	116 46	
													270	H	Louisiana	90 64	
													285	A	Ga. Southern	97 81	
													285	H	Ga. Southern	100 78	
													289	H	Samford	72 52	
													300	H	La.-Monroe	78 56	
													304	H	Tennessee St.	92 67	
													328	N	Mississippi Val.	75 54	
LAST 12 Division I GAMES:																	
				173	H	Coastal Caro.	89 76					139	H	Georgia St.	70 85		
				135	H	Appalachian St.	95 66					188	A	Arkansas St.	100 89		
				71	A	UT Arlington	65 88					72	A	Little Rock	72 76		
				162	A	Texas St.	82 63					116	A	South Alabama	77 80		
				116	H	South Alabama	66 58					270	H	Louisiana	90 64		
				285	H	Ga. Southern	100 78					300	H	La.-Monroe	78 56		

Non-Div I Games: Talladega 91 70

Troy

T
u
l
a
n
e

Tulane				Through Games Of March 11, 2019						
Average RPI Win:	182	WON-LOST	WINNING	LAST 10	STRENGTH OF	OPP. STRENGTH	TEAM	ADJ.	CONF.	ADJ CONF.
Average RPI Loss:	128	RECORD	PCT. RANK	GAMES	SCHEDULE	OF SCHEDULE	RPI	RPI	RPI	RPI
DIV. I ONLY	15- 15	170	0- 1	145	88	167	167	9	9	
DIV. I NON-CONF.	10- 3	59	0- 0	208	115	94	94	8	8	
TOTALS	RPI 1-25	RPI 26-50	W-L RECORDS	RPI 51-100	RPI 101-150	RPI 150+				
15- 15	1- 2	1- 1	OVERALL	1- 2	1- 4	11- 6				
8- 7	1- 1	0- 0	HOME	0- 2	1- 1	6- 3				
4- 6	0- 1	0- 0	AWAY	1- 0	0- 2	3- 3				
3- 2	0- 0	1- 1	NEUTRAL	0- 0	0- 1	2- 0				
10- 3	0- 0	1- 1	NON-CONFERENCE	1- 1	1- 0	7- 1				
6- 1	0- 0	0- 0	HOME	0- 1	1- 0	5- 0				
1- 1	0- 0	0- 0	AWAY	1- 0	0- 0	0- 1				
3- 1	0- 0	1- 1	NEUTRAL	0- 0	0- 0	2- 0				
5- 12	1- 2	0- 0	CONFERENCE	0- 1	0- 4	4- 5				
2- 6	1- 1	0- 0	HOME	0- 1	0- 1	1- 3				
3- 5	0- 1	0- 0	AWAY	0- 0	0- 2	3- 2				
0- 1	0- 0	0- 0	NEUTRAL	0- 0	0- 1	0- 0				

RPI 1-25				RPI 26-50				RPI 51-100				RPI 101+ Team's RPI: 167			
RPI	S	Opponent	Score	RPI	S	Opponent	Score	RPI	S	Opponent	Score	RPI	S	Opponent	Score
6	H	UConn	33 75	26	N	Central Mich.	68 57	76	H	Cincinnati	65 80	109	A	Houston	82 83
15	A	UCF	42 52	40	N	California	57 65	86	A	LSU	56 54	114	A	South Fla.	46 73
15	H	UCF	61 59					100	H	Old Dominion	48 56	114	H	South Fla.	45 50
												114	N	South Fla.	52 61
												133	H	Washington	63 51
												156	H	Nicholls St.	71 46
												158	A	Alabama	58 69
												160	A	Tulsa	67 72
												162	H	Texas St.	67 61
												166	A	Temple	66 57
												184	H	Southern Miss.	71 54
												190	A	East Carolina	61 63
												190	H	East Carolina	68 57
												222	H	Texas Southern	62 56
												230	A	SMU	61 43
												230	H	SMU	60 64
												232	A	Memphis	62 61
												232	H	Memphis	59 65
												256	H	Wichita St.	44 62
												280	N	Cleveland St.	81 72
												306	H	Fla. Atlantic	88 45
												346	N	Florida A&M	78 34
LAST 12 Division I GAMES:															
		114	N	South Fla.			52	61			232	H	Memphis		59 65
		162	H	Texas St.			67	61			15	H	UCF		61 59
		76	H	Cincinnati			65	80			160	A	Tulsa		67 72
		15	A	UCF			42	52			114	H	South Fla.		45 50
		230	H	SMU			60	64			190	A	East Carolina		61 63
		109	A	Houston			82	83			232	A	Memphis		62 61

Non-Div I Games:

Tulane

Average RPI Win:	201	WON-LOST	WINNING	LAST 10	STRENGTH OF	OPP. STRENGTH	TEAM	ADJ.	CONF.	ADJ CONF.
Average RPI Loss:	99	RECORD	PCT. RANK	GAMES	SCHEDULE	OF SCHEDULE	RPI	RPI	RPI	RPI
DIV. I ONLY	13- 18	219	1- 0	75	97	160	160	9	9	
DIV. I NON-CONF.	6- 7	172	0- 0	53	102	118	118	8	8	
TOTALS	RPI 1-25	RPI 26-50	W-L RECORDS	RPI 51-100	RPI 101-150	RPI 150+				
13- 18	0- 4	0- 1	OVERALL	0- 6	1- 2	12- 5				
8- 6	0- 1	0- 0	HOME	0- 3	1- 0	7- 2				
3- 11	0- 2	0- 1	AWAY	0- 3	0- 2	3- 3				
2- 1	0- 1	0- 0	NEUTRAL	0- 0	0- 0	2- 0				
6- 7	0- 1	0- 1	NON-CONFERENCE	0- 4	1- 0	5- 1				
4- 2	0- 0	0- 0	HOME	0- 2	1- 0	3- 0				
1- 5	0- 1	0- 1	AWAY	0- 2	0- 0	1- 1				
1- 0	0- 0	0- 0	NEUTRAL	0- 0	0- 0	1- 0				
7- 11	0- 3	0- 0	CONFERENCE	0- 2	0- 2	7- 4				
4- 4	0- 1	0- 0	HOME	0- 1	0- 0	4- 2				
2- 6	0- 1	0- 0	AWAY	0- 1	0- 2	2- 2				
1- 1	0- 1	0- 0	NEUTRAL	0- 0	0- 0	1- 0				

RPI 1-25				RPI 26-50				RPI 51-100				RPI 101+ Team's RPI: 160			
RPI	S	Opponent	Score	RPI	S	Opponent	Score	RPI	S	Opponent	Score	RPI	S	Opponent	Score
6	H	UConn	49 68	43	A	Belmont	53 78	62	A	SFA	34 76	109	A	Houston	44 76
15	A	UCF	44 60					66	H	Arkansas	59 61	114	A	South Fla.	48 59
15	N	UCF	54 66					72	H	Little Rock	53 63	144	H	Abilene Christian	75 63
23	A	Arizona St.	52 70					76	A	Cincinnati	47 74	157	A	Oral Roberts	76 68
								76	H	Cincinnati	50 70	158	N	Alabama	80 73
								78	A	American	52 68	166	A	Temple	64 61
												166	H	Temple	61 75
												167	H	Tulane	72 67
												181	H	Saint Louis	86 75
												188	A	Arkansas St.	60 73
												190	A	East Carolina	75 55
												190	H	East Carolina	60 64
												209	H	Stetson	55 54
												230	H	SMU	49 35
												232	A	Memphis	56 59
												232	H	Memphis	46 39
												256	A	Wichita St.	49 71
												256	H	Wichita St.	63 49
												256	N	Wichita St.	61 50
												267	H	UTEP	66 45
LAST 12 Division I GAMES:															
256	N	Wichita St.	61 50	6	H	UConn	49 68	76	A	Cincinnati	47 74				
15	N	UCF	54 66	114	A	South Fla.	48 59	167	H	Tulane	72 67				
23	A	Arizona St.	52 70	230	H	SMU	49 35	232	A	Memphis	56 59				
256	A	Wichita St.	49 71												
190	H	East Carolina	60 64												
166	A	Temple	64 61												

Non-Div I Games:

Tulsa

■ Loss,
■ Non-Conf, S Site,
■ Home
■ Away
N Neutral

Average RPI Win:	228	WON-LOST	WINNING	LAST 10	STRENGTH OF	OPP. STRENGTH	TEAM	ADJ.	CONF.	ADJ CONF.
Average RPI Loss:	87	RECORD	PCT. RANK	GAMES	SCHEDULE	OF SCHEDULE	RPI	RPI	RPI	RPI
DIV. I ONLY	23- 5	19	0- 1	295	171	103	103	14	14	
DIV. I NON-CONF.	11- 1	13	0- 1	331	276	119	119	17	17	
TOTALS	RPI 1-25	RPI 26-50	W-L RECORDS	RPI 51-100	RPI 101-150	RPI 150+				
23- 5	0- 0	0- 1	OVERALL	3- 2	2- 1	18- 1				
11- 2	0- 0	0- 1	HOME	1- 0	2- 0	8- 1				
10- 2	0- 0	0- 0	AWAY	2- 1	0- 1	8- 0				
2- 1	0- 0	0- 0	NEUTRAL	0- 1	0- 0	2- 0				
11- 1	0- 0	0- 0	NON-CONFERENCE	1- 1	1- 0	9- 0				
5- 0	0- 0	0- 0	HOME	0- 0	1- 0	4- 0				
4- 0	0- 0	0- 0	AWAY	1- 0	0- 0	3- 0				
2- 1	0- 0	0- 0	NEUTRAL	0- 1	0- 0	2- 0				
12- 4	0- 0	0- 1	CONFERENCE	2- 1	1- 1	9- 1				
6- 2	0- 0	0- 1	HOME	1- 0	1- 0	4- 1				
6- 2	0- 0	0- 0	AWAY	1- 1	0- 1	5- 0				
0- 0	0- 0	0- 0	NEUTRAL	0- 0	0- 0	0- 0				

RPI	S	Opponent	Score	RPI	S	Opponent	Score	RPI	S	Opponent	Score	RPI	S	Opponent	Score	Team's RPI: 103
35	H	Rice	43 55	58	N	Tennessee	69 73	105	H	Western Ky.	70 63	107	A	Charlotte	56 60	
				61	A	FGCU	62 60	135	H	Appalachian St.	80 61	155	N	Oklahoma	89 84	
				69	A	Middle Tenn.	44 60	168	A	Louisiana Tech	95 69	168	H	Louisiana Tech	68 73	
				69	H	Middle Tenn.	77 72	184	H	Southern Miss.	71 60	187	H	North Texas	70 60	
				100	A	Old Dominion	69 61	201	H	Marshall	77 59	232	H	Memphis	85 54	
								266	A	Alabama St.	62 47	267	A	UTEP	74 48	
								267	H	UTEP	68 45	289	A	Samford	66 41	
								302	H	Alabama A&M	82 47	303	A	UTSA	59 42	
								306	A	Fla. Atlantic	89 64	312	H	McNeese	91 48	
								314	N	Coppin St.	86 61	321	A	FIU	83 59	
								349	A	Chicago St.	90 45	350	H	Alcorn	80 53	
LAST 12 Division I GAMES:																
58	N	Tennessee	69 73	107	A	Charlotte	56 60	100	A	Old Dominion	69 61	69	A	Middle Tenn.	44 60	
168	A	Louisiana Tech	95 69	69	A	Middle Tenn.	44 60	35	H	Rice	43 55	187	H	North Texas	70 60	
267	H	UTEP	68 45	35	H	Rice	43 55	303	A	UTSA	59 42					
69	H	Middle Tenn.	77 72													
105	H	Western Ky.	70 63													
201	H	Marshall	77 59													

Non-Div I Games: Ala.-Huntsville 83 58

UAB

Loss, Non-Conf, S Site, H Home A Away N Neutral

Average RPI Win:	227	WON-LOST	WINNING	LAST 10	STRENGTH OF	OPP. STRENGTH	TEAM	ADJ.	CONF.	ADJ CONF.
Average RPI Loss:	119	RECORD	PCT. RANK	GAMES	SCHEDULE	OF SCHEDULE	RPI	RPI	RPI	RPI
DIV. I ONLY	22- 6	34	0- 1	268	166	83	83	20	20	
DIV. I NON-CONF.	7- 5	132	0- 1	249	56	135	135	20	20	
TOTALS	RPI 1-25	RPI 26-50	W-L RECORDS	RPI 51-100	RPI 101-150	RPI 150+				
22- 6	0- 1	1- 0	OVERALL	0- 1	2- 2	19- 2				
11- 1	0- 0	1- 0	HOME	0- 1	1- 0	9- 0				
10- 5	0- 1	0- 0	AWAY	0- 0	1- 2	9- 2				
1- 0	0- 0	0- 0	NEUTRAL	0- 0	0- 0	1- 0				
7- 5	0- 1	1- 0	NON-CONFERENCE	0- 1	0- 2	6- 1				
3- 1	0- 0	1- 0	HOME	0- 1	0- 0	2- 0				
3- 4	0- 1	0- 0	AWAY	0- 0	0- 2	3- 1				
1- 0	0- 0	0- 0	NEUTRAL	0- 0	0- 0	1- 0				
15- 1	0- 0	0- 0	CONFERENCE	0- 0	2- 0	13- 1				
8- 0	0- 0	0- 0	HOME	0- 0	1- 0	7- 0				
7- 1	0- 0	0- 0	AWAY	0- 0	1- 0	6- 1				
0- 0	0- 0	0- 0	NEUTRAL	0- 0	0- 0	0- 0				

RPI 1-25				RPI 26-50				RPI 51-100				Team's RPI: 83	RPI 101+			
RPI	S	Opponent	Score	RPI	S	Opponent	Score	RPI	S	Opponent	Score		RPI	S	Opponent	Score
4	A	Stanford	43 71	47	H	Saint Mary's (CA)	76 74	98	H	Pacific	80 83		106	A	Loyola Marymount	53 60
													124	A	Portland St.	50 65
													145	A	CSUN	60 49
													145	H	CSUN	70 54
													152	A	UC Riverside	67 59
													152	H	UC Riverside	72 59
													159	A	Washington St.	75 62
													178	A	UC Irvine	63 44
													178	H	UC Irvine	80 57
													183	A	Montana	56 62
													199	A	Hawaii	60 65
													199	H	Hawaii	72 46
													245	N	Nevada	84 68
													249	A	San Francisco	70 68
													253	A	Cal St. Fullerton	75 39
													253	H	Cal St. Fullerton	75 51
													263	A	Sacramento St.	109 60
													268	H	Southern Utah	68 45
													275	A	Long Beach St.	66 49
													275	H	Long Beach St.	70 50
LAST 12 Division I GAMES:																
				183	A	Montana	56 62	152	H	UC Riverside	72 59		290	A	UC Santa Barbara	70 44
				290	H	UC Santa Barbara	80 44	320	A	Cal Poly	85 61		290	H	UC Santa Barbara	80 44
				320	H	Cal Poly	87 54	290	A	UC Santa Barbara	70 44		320	A	Cal Poly	85 61
				178	A	UC Irvine	63 44	145	H	CSUN	70 54		320	H	Cal Poly	87 54
				275	A	Long Beach St.	66 49	275	H	Long Beach St.	70 50		338	H	Seattle U	76 59
				199	H	Hawaii	72 46	253	A	Cal St. Fullerton	75 39					

Non-Div I Games: Dominican (CA) 92 42

UC Davis

■ Loss,
 ■ Non-Conf,
 ■ S Site,
 ■ H Home
 ■ A Away
 N Neutral

Average RPI Win:	256	WON-LOST	WINNING	LAST 10	STRENGTH OF	OPP. STRENGTH	TEAM	ADJ.	CONF.	ADJ CONF.
Average RPI Loss:	156	RECORD	PCT. RANK	GAMES	SCHEDULE	OF SCHEDULE	RPI	RPI	RPI	RPI
DIV. I ONLY	17- 10	103	1- 0	317	235	178	178	20	20	
DIV. I NON-CONF.	9- 2	43	0- 0	311	255	131	131	20	20	
TOTALS	RPI 1-25	RPI 26-50	W-L RECORDS	RPI 51-100	RPI 101-150	RPI 150+				
17- 10	0- 1	0- 0	OVERALL	0- 2	2- 1	15- 6				
9- 4	0- 0	0- 0	HOME	0- 1	1- 0	8- 3				
6- 6	0- 1	0- 0	AWAY	0- 1	1- 1	5- 3				
2- 0	0- 0	0- 0	NEUTRAL	0- 0	0- 0	2- 0				
9- 2	0- 1	0- 0	NON-CONFERENCE	0- 0	1- 0	8- 1				
4- 1	0- 0	0- 0	HOME	0- 0	0- 0	4- 1				
3- 1	0- 1	0- 0	AWAY	0- 0	1- 0	2- 0				
2- 0	0- 0	0- 0	NEUTRAL	0- 0	0- 0	2- 0				
8- 8	0- 0	0- 0	CONFERENCE	0- 2	1- 1	7- 5				
5- 3	0- 0	0- 0	HOME	0- 1	1- 0	4- 2				
3- 5	0- 0	0- 0	AWAY	0- 1	0- 1	3- 3				
0- 0	0- 0	0- 0	NEUTRAL	0- 0	0- 0	0- 0				

RPI 1-25				RPI 26-50				RPI 51-100				RPI 101+ Team's RPI: 178			
RPI	S	Opponent	Score	RPI	S	Opponent	Score	RPI	S	Opponent	Score	RPI	S	Opponent	Score
5	A	Oregon	69 115					83	A	UC Davis	57 80	124	A	Portland St.	73 68
								83	H	UC Davis	44 63	145	A	CSUN	58 68
												145	H	CSUN	65 61
												152	A	UC Riverside	72 88
												152	H	UC Riverside	65 66
												189	A	Portland	84 69
												199	A	Hawaii	53 48
												199	H	Hawaii	68 70
												200	H	UNLV	57 55
												202	H	San Diego St.	70 78
												230	N	Indiana St.	77 61
												253	A	Cal St. Fullerton	58 67
												253	H	Cal St. Fullerton	65 61
												268	H	Southern Utah	75 58
												275	A	Long Beach St.	48 46
												275	H	Long Beach St.	65 60
												276	H	CSU Bakersfield	85 78
												290	A	UC Santa Barbara	52 71
												290	H	UC Santa Barbara	74 68
												298	A	San Jose St.	74 66
												320	A	Cal Poly	75 59
												320	H	Cal Poly	73 57
												338	H	Seattle U	65 60
												351	N	LIU Brooklyn	84 71
LAST 12 Division I GAMES:															
275	H	Long Beach St.	65 60	290	A	UC Santa Barbara	52 71								
145	A	CSUN	58 68	275	A	Long Beach St.	48 46								
83	H	UC Davis	44 63	253	H	Cal St. Fullerton	65 61								
253	A	Cal St. Fullerton	58 67	199	H	Hawaii	68 70								
152	H	UC Riverside	65 66	290	H	UC Santa Barbara	74 68								
199	A	Hawaii	53 48	320	H	Cal Poly	73 57								

Non-Div I Games: LIFE Pacific 105 31

UC Irvine

■ Loss,
 ■ Non-Conf, S Site,
 ■ Home
 ■ Away
 N Neutral

UC Riverside

Through Games Of March 11, 2019

Average RPI Win:	236	WON-LOST	WINNING	LAST 10	STRENGTH OF	OPP. STRENGTH	TEAM	ADJ.	CONF.	ADJ CONF.
Average RPI Loss:	144	RECORD	PCT. RANK	GAMES	SCHEDULE	OF SCHEDULE	RPI	RPI	RPI	RPI
DIV. I ONLY	16- 14	153	1- 0	172	220	152	152	20	20	
DIV. I NON-CONF.	6- 8	199	1- 0	120	172	153	153	20	20	
TOTALS	RPI 1-25	RPI 26-50	W-L RECORDS	RPI 51-100	RPI 101-150	RPI 150+				
16- 14	0- 2	0- 1	OVERALL	0- 3	2- 2	14- 6				
8- 3	0- 0	0- 0	HOME	0- 1	2- 0	6- 2				
7- 8	0- 0	0- 1	AWAY	0- 2	0- 2	7- 3				
1- 3	0- 2	0- 0	NEUTRAL	0- 0	0- 0	1- 1				
6- 8	0- 2	0- 1	NON-CONFERENCE	0- 1	1- 1	5- 3				
3- 0	0- 0	0- 0	HOME	0- 0	1- 0	2- 0				
2- 5	0- 0	0- 1	AWAY	0- 1	0- 1	2- 2				
1- 3	0- 2	0- 0	NEUTRAL	0- 0	0- 0	1- 1				
10- 6	0- 0	0- 0	CONFERENCE	0- 2	1- 1	9- 3				
5- 3	0- 0	0- 0	HOME	0- 1	1- 0	4- 2				
5- 3	0- 0	0- 0	AWAY	0- 1	0- 1	5- 1				
0- 0	0- 0	0- 0	NEUTRAL	0- 0	0- 0	0- 0				

RPI	S	Opponent	Score	RPI	S	Opponent	Score	RPI	S	Opponent	Score	RPI	S	Opponent	Score	Team's RPI: 152
5	N	Oregon	44 94	32	A	BYU	70 72	52	A	Southern California	55 73	134	H	New Mexico St.	65 64	
17	N	Texas A&M	63 70					83	A	UC Davis	59 72	143	A	Oklahoma St.	51 76	
								83	H	UC Davis	59 67	145	A	CSUN	56 69	
												145	H	CSUN	63 51	
												173	H	Coastal Caro.	62 43	
												178	A	UC Irvine	66 65	
												178	H	UC Irvine	88 72	
												195	N	Milwaukee	54 56	
												199	A	Hawaii	60 55	
												199	H	Hawaii	44 51	
												205	N	Eastern Wash.	57 45	
												215	A	California Baptist	57 65	
												253	A	Cal St. Fullerton	75 67	
												253	H	Cal St. Fullerton	62 59	
												268	H	Southern Utah	56 50	
												275	A	Long Beach St.	73 59	
												275	H	Long Beach St.	45 63	
												276	A	CSU Bakersfield	79 67	
												287	A	Utah Valley	53 56	
												290	A	UC Santa Barbara	44 61	
												290	H	UC Santa Barbara	73 60	
												313	A	Weber St.	71 39	
												320	A	Cal Poly	75 68	
												320	H	Cal Poly	80 66	

LAST 12 Division I GAMES:

268	H	Southern Utah	56 50	320	A	Cal Poly	75 68
253	A	Cal St. Fullerton	75 67	320	H	Cal Poly	80 66
199	H	Hawaii	44 51	83	A	UC Davis	59 72
290	A	UC Santa Barbara	44 61	253	H	Cal St. Fullerton	62 59
145	H	CSUN	63 51	290	H	UC Santa Barbara	73 60
178	A	UC Irvine	66 65	199	A	Hawaii	60 55

Non-Div I Games:

UC Riverside

■ Loss,
 ■ Non-Conf,
 ■ S Site,
 ■ Home
 ■ A Away
 N Neutral

Average RPI Win:	228	WON-LOST	WINNING	LAST 10	STRENGTH OF	OPP. STRENGTH	TEAM	ADJ.	CONF.	ADJ CONF.
Average RPI Loss:	171	RECORD	PCT. RANK	GAMES	SCHEDULE	OF SCHEDULE	RPI	RPI	RPI	RPI
DIV. I ONLY	8- 21	283	1- 0	186	243	290	290	20	20	
DIV. I NON-CONF.	3- 10	278	1- 0	150	237	272	272	20	20	
TOTALS	RPI 1-25	RPI 26-50	W-L RECORDS	RPI 51-100	RPI 101-150	RPI 150+				
8- 21	0- 0	0- 2	OVERALL	0- 4	1- 3	7- 12				
6- 8	0- 0	0- 1	HOME	0- 1	1- 2	5- 4				
1- 13	0- 0	0- 1	AWAY	0- 3	0- 1	1- 8				
1- 0	0- 0	0- 0	NEUTRAL	0- 0	0- 0	1- 0				
3- 10	0- 0	0- 2	NON-CONFERENCE	0- 2	0- 2	3- 4				
1- 5	0- 0	0- 1	HOME	0- 0	0- 2	1- 2				
1- 5	0- 0	0- 1	AWAY	0- 2	0- 0	1- 2				
1- 0	0- 0	0- 0	NEUTRAL	0- 0	0- 0	1- 0				
5- 11	0- 0	0- 0	CONFERENCE	0- 2	1- 1	4- 8				
5- 3	0- 0	0- 0	HOME	0- 1	1- 0	4- 2				
0- 8	0- 0	0- 0	AWAY	0- 1	0- 1	0- 6				
0- 0	0- 0	0- 0	NEUTRAL	0- 0	0- 0	0- 0				

RPI S	Opponent	Score	RPI S	Opponent	Score	RPI S	Opponent	Score	RPI S	Opponent	Score	Team's RPI: 290
40	A California	45 69	47	H Saint Mary's (CA)	55 80	52	A Southern California	39 82	106	H Loyola Marymount	57 70	
						83	A UC Davis	44 80	134	H New Mexico St.	73 81	
						83	H UC Davis	44 70	145	A CSUN	65 73	
						98	A Pacific	53 69	145	H CSUN	61 60	
									152	A UC Riverside	60 73	
									152	H UC Riverside	61 44	
									178	A UC Irvine	68 74	
									178	H UC Irvine	71 52	
									199	A Hawaii	49 72	
									199	H Hawaii	35 47	
									200	A UNLV	51 69	
									202	A San Diego St.	63 58	
									211	N Dartmouth	62 56	
									215	H California Baptist	64 76	
									253	A Cal St. Fullerton	62 74	
									253	H Cal St. Fullerton	52 59	
									275	A Long Beach St.	53 62	
									275	H Long Beach St.	60 54	
									276	H CSU Bakersfield	48 56	
									287	A Utah Valley	54 63	
									320	A Cal Poly	67 75	
									320	H Cal Poly	44 42	
									341	H Grand Canyon	66 55	
LAST 12 Division I GAMES:												
211	N Dartmouth	62 56	178	H UC Irvine	71 52							
83	A UC Davis	44 80	199	A Hawaii	49 72							
152	H UC Riverside	61 44	145	H CSUN	61 60							
320	H Cal Poly	44 42	83	H UC Davis	44 70							
275	A Long Beach St.	53 62	152	A UC Riverside	60 73							
253	A Cal St. Fullerton	62 74	178	A UC Irvine	68 74							

Non-Div I Games:

UC Santa Barbara

■ Loss,
■ Non-Conf,
■ S Site,
■ Home
■ A Away
N Neutral

Through Games Of March 11, 1913

Average RPI Win:	152	WON-LOST	WINNING	LAST 10	STRENGTH OF	OPP. STRENGTH	TEAM	ADJ.	CONF.	ADJ CONF.
Average RPI Loss:	37	RECORD	PCT. RANK	GAMES	SCHEDULE	OF SCHEDULE	RPI	RPI	RPI	RPI
DIV. I ONLY	26- 6	21	2- 0	40	79	15	15	9	9	
DIV. I NON-CONF.	11- 2	32	0- 0	41	39	14	14	8	8	
TOTALS	RPI 1-25	RPI 26-50	W-L RECORDS	RPI 51-100	RPI 101-150	RPI 150+				
26- 6	0- 4	1- 1	OVERALL	4- 0	8- 0	13- 1				
11- 1	0- 1	0- 0	HOME	3- 0	2- 0	6- 0				
12- 3	0- 1	1- 1	AWAY	0- 0	6- 0	5- 1				
3- 2	0- 2	0- 0	NEUTRAL	1- 0	0- 0	2- 0				
11- 2	0- 1	1- 1	NON-CONFERENCE	2- 0	4- 0	4- 0				
4- 0	0- 0	0- 0	HOME	2- 0	0- 0	2- 0				
6- 1	0- 0	1- 1	AWAY	0- 0	4- 0	1- 0				
1- 1	0- 1	0- 0	NEUTRAL	0- 0	0- 0	1- 0				
15- 4	0- 3	0- 0	CONFERENCE	2- 0	4- 0	9- 1				
7- 1	0- 1	0- 0	HOME	1- 0	2- 0	4- 0				
6- 2	0- 1	0- 0	AWAY	0- 0	2- 0	4- 1				
2- 1	0- 1	0- 0	NEUTRAL	1- 0	0- 0	1- 0				

RPI S	Opponent	Score	RPI S	Opponent	Score	RPI S	Opponent	Score	RPI S	Opponent	Score
6	A UConn	57 93	26	A Central Mich.	68 75	55	H Villanova	71 56	109	A Houston	59 50
6	H UConn	41 78	39	A Quinnipiac	47 45	76	H Cincinnati	56 55	109	H Houston	58 56
6	N UConn	45 66				76	N Cincinnati	66 58	114	A South Fla.	62 49
10	N Syracuse	52 57				98	H Pacific	64 57	114	H South Fla.	66 63
									127	A Pittsburgh	61 58
									128	A Delaware	71 60
									131	A Mercer	76 42
									136	A Duquesne	71 63
									160	H Tulsa	60 44
									160	N Tulsa	66 54
									166	H Temple	62 54
									167	A Tulane	59 61
									167	H Tulane	52 42
									170	H Chattanooga	75 37
									186	N Liberty	53 45
									190	A East Carolina	61 58
									209	A Stetson	78 55
									230	A SMU	66 54
									230	H SMU	55 43
									232	A Memphis	68 55
									256	A Wichita St.	57 49
									272	H Richmond	70 48
LAST 12 Division I GAMES:											
160	N Tulsa	66 54	256	A Wichita St.	57 49						
76	N Cincinnati	66 58	6	H UConn	41 78						
6	N UConn	45 66	167	A Tulane	59 61						
109	A Houston	59 50	230	A SMU	66 54						
167	H Tulane	52 42	114	H South Fla.	66 63						
166	H Temple	62 54	109	H Houston	58 56						

Non-Div I Games:

UCF

■ Loss,
 ■ Non-Conf,
 ■ S Site,
 ■ H Home
 ■ A Away
 N Neutral

Average RPI Win:	115	WON-LOST	WINNING	LAST 10	STRENGTH OF	OPP. STRENGTH	TEAM	ADJ.	CONF.	ADJ CONF.
Average RPI Loss:	37	RECORD	PCT. RANK	GAMES	SCHEDULE	OF SCHEDULE	RPI	RPI	RPI	RPI
DIV. I ONLY	20- 12	104	1- 1	12	19	33	33	2	2	
DIV. I NON-CONF.	7- 5	132	0- 0	107	32	126	126	2	2	
<hr/>										
TOTALS	RPI 1-25	RPI 26-50	W-L RECORDS	RPI 51-100	RPI 101-150	RPI 150+				
20- 12	3- 7	3- 2	OVERALL	4- 1	5- 2	5- 0				
11- 5	0- 3	2- 1	HOME	1- 1	5- 0	3- 0				
8- 3	2- 2	1- 0	AWAY	3- 0	0- 1	2- 0				
1- 4	1- 2	0- 1	NEUTRAL	0- 0	0- 1	0- 0				
7- 5	0- 1	1- 2	NON-CONFERENCE	0- 0	4- 2	2- 0				
6- 1	0- 0	1- 1	HOME	0- 0	4- 0	1- 0				
1- 1	0- 0	0- 0	AWAY	0- 0	0- 1	1- 0				
0- 3	0- 1	0- 1	NEUTRAL	0- 0	0- 1	0- 0				
13- 7	3- 6	2- 0	CONFERENCE	4- 1	1- 0	3- 0				
5- 4	0- 3	1- 0	HOME	1- 1	1- 0	2- 0				
7- 2	2- 2	1- 0	AWAY	3- 0	0- 0	1- 0				
1- 1	1- 1	0- 0	NEUTRAL	0- 0	0- 0	0- 0				

RPI 1-25				RPI 26-50				Team's RPI: 33	RPI 51-100				RPI 101+			
RPI	S	Opponent	Score	RPI	S	Opponent	Score		RPI	S	Opponent	Score	RPI	S	Opponent	Score
4	A	Stanford	80 86	35	H	Rice	59 50		52	A	Southern California	72 65	106	A	Loyola Marymount	63 69
4	H	Stanford	51 65	36	N	North Carolina	49 83		52	H	Southern California	67 72	111	H	Georgia	80 69
5	A	Oregon	74 69	40	A	California	84 79		80	A	Arizona	98 93	114	N	South Fla.	56 60
5	H	Oregon	52 72	40	H	California	80 74		93	A	Utah	100 90	119	H	Fresno St.	89 80
5	N	Oregon	83 88	45	H	Indiana	65 67		93	H	Utah	76 60	133	H	Washington	76 60
21	N	Kentucky	74 75										140	H	Seton Hall	78 62
23	A	Arizona St.	61 59										143	H	Oklahoma St.	71 59
23	N	Arizona St.	73 69										159	H	Washington St.	83 56
24	A	Oregon St.	72 75										175	A	Colorado	64 60
24	H	Oregon St.	73 83										175	H	Colorado	84 50
													320	H	Cal Poly	81 35
													339	A	UIC	78 47
<hr/>																
LAST 12 Division I GAMES:																
				23	N	Arizona St.	73 69		40	H	California	80 74				
				5	N	Oregon	83 88		4	H	Stanford	51 65				
				175	H	Colorado	84 50		93	A	Utah	100 90				
				93	H	Utah	76 60		175	A	Colorado	64 60				
				24	A	Oregon St.	72 75		133	H	Washington	76 60				
				5	A	Oregon	74 69		159	H	Washington St.	83 56				

Non-Div I Games:

UCLA

■ Loss,
 ■ Non-Conf,
 ■ S Site,
 ■ H Home
 ■ A Away
 N Neutral

Average RPI Win:	123	WON-LOST	WINNING	LAST 10	STRENGTH OF	OPP. STRENGTH	TEAM	ADJ.	CONF.	ADJ CONF.
Average RPI Loss:	3	RECORD	PCT. RANK	GAMES	SCHEDULE	OF SCHEDULE	RPI	RPI	RPI	RPI
DIV. I ONLY	31- 2	2	1- 0	30	36	6	6	9	9	
DIV. I NON-CONF.	12- 2	31	0- 0	38	1	8	8	8	8	
TOTALS	RPI 1-25	RPI 26-50	W-L RECORDS	RPI 51-100	RPI 101-150	RPI 150+				
31- 2	6- 2	1- 0	OVERALL	3- 0	8- 0	13- 0				
12- 0	3- 0	0- 0	HOME	1- 0	4- 0	4- 0				
12- 2	2- 2	1- 0	AWAY	1- 0	2- 0	6- 0				
7- 0	1- 0	0- 0	NEUTRAL	1- 0	2- 0	3- 0				
12- 2	3- 2	1- 0	NON-CONFERENCE	1- 0	3- 0	4- 0				
4- 0	2- 0	0- 0	HOME	0- 0	2- 0	0- 0				
4- 2	1- 2	1- 0	AWAY	0- 0	0- 0	2- 0				
4- 0	0- 0	0- 0	NEUTRAL	1- 0	1- 0	2- 0				
19- 0	3- 0	0- 0	CONFERENCE	2- 0	5- 0	9- 0				
8- 0	1- 0	0- 0	HOME	1- 0	2- 0	4- 0				
8- 0	1- 0	0- 0	AWAY	1- 0	2- 0	4- 0				
3- 0	1- 0	0- 0	NEUTRAL	0- 0	1- 0	1- 0				

RPI	S	Opponent	Score	RPI	S	Opponent	Score	RPI	S	Opponent	Score	RPI	S	Opponent	Score
1	A	Notre Dame	89 71	40	A	California	76 66	76	A	Cincinnati	65 55	101	H	Ohio St.	85 53
2	A	Baylor	57 68					76	H	Cincinnati	82 38	109	A	Houston	81 61
3	A	Louisville	69 78					89	N	Purdue	86 40	109	H	Houston	83 61
15	A	UCF	78 41									112	N	St. John's (NY)	65 55
15	H	UCF	93 57									114	A	South Fla.	57 47
15	N	UCF	66 45									114	H	South Fla.	63 46
19	H	South Carolina	97 79									114	N	South Fla.	81 45
22	H	DePaul	99 63									140	H	Seton Hall	99 61
												155	A	Oklahoma	72 63
												160	A	Tulsa	68 49
												166	A	Temple	88 67
												166	H	Temple	109 74
												167	A	Tulane	75 33
												181	A	Saint Louis	98 42
												190	H	East Carolina	118 55
												190	N	East Carolina	92 65
												206	N	Vanderbilt	80 42
												230	H	SMU	79 39
												232	H	Memphis	102 45
												237	N	Ole Miss	90 50
												256	A	Wichita St.	84 47
LAST 12 Division I GAMES:															
190	N	East Carolina	92 65	160	A	Tulsa	68 49								
114	N	South Fla.	81 45	232	H	Memphis	102 45								
15	N	UCF	66 45	15	A	UCF	78 41								
114	A	South Fla.	57 47	19	H	South Carolina	97 79								
109	H	Houston	83 61	166	H	Temple	109 74								
256	A	Wichita St.	84 47	190	H	East Carolina	118 55								

Non-Div I Games:

UConn

■ Loss,
 ■ Non-Conf, S Site,
 ■ Home
 ■ Away
 N Neutral

Average RPI Win:	316	WON-LOST	WINNING	LAST 10	STRENGTH OF	OPP. STRENGTH	TEAM	ADJ.	CONF.	ADJ CONF.
Average RPI Loss:	177	RECORD	PCT. RANK	GAMES	SCHEDULE	OF SCHEDULE	RPI	RPI	RPI	RPI
DIV. I ONLY	3- 26	345	0- 1	278	216	339	339	21	21	
DIV. I NON-CONF.	2- 9	297	0- 0	243	205	310	310	19	19	
TOTALS	RPI 1-25	RPI 26-50	W-L RECORDS	RPI 51-100	RPI 101-150	RPI 150+				
3- 26	0- 1	0- 2	OVERALL	0- 4	0- 5	3- 14				
2- 11	0- 0	0- 2	HOME	0- 2	0- 2	2- 5				
1- 13	0- 1	0- 0	AWAY	0- 2	0- 3	1- 7				
0- 2	0- 0	0- 0	NEUTRAL	0- 0	0- 0	0- 2				
2- 9	0- 1	0- 2	NON-CONFERENCE	0- 0	0- 1	2- 5				
1- 3	0- 0	0- 2	HOME	0- 0	0- 0	1- 1				
1- 4	0- 1	0- 0	AWAY	0- 0	0- 1	1- 2				
0- 2	0- 0	0- 0	NEUTRAL	0- 0	0- 0	0- 2				
1- 17	0- 0	0- 0	CONFERENCE	0- 4	0- 4	1- 9				
1- 8	0- 0	0- 0	HOME	0- 2	0- 2	1- 4				
0- 9	0- 0	0- 0	AWAY	0- 2	0- 2	0- 5				
0- 0	0- 0	0- 0	NEUTRAL	0- 0	0- 0	0- 0				

RPI 1-25				RPI 26-50				RPI 51-100				RPI 101+ Team's RPI: 339			
RPI	S	Opponent	Score	RPI	S	Opponent	Score	RPI	S	Opponent	Score	RPI	S	Opponent	Score
12	A	Marquette	32 96	33	H	UCLA	47 78	63	A	Green Bay	32 62	113	A	Northwestern	44 87
				48	H	Miami (OH)	56 65	63	H	Green Bay	53 77	120	A	Youngstown St.	29 81
								67	A	Wright St.	47 72	120	H	Youngstown St.	59 83
								67	H	Wright St.	46 79	130	A	IUPUI	43 71
												130	H	IUPUI	44 73
												193	A	Eastern Mich.	38 52
												195	A	Milwaukee	53 72
												195	H	Milwaukee	37 48
												230	A	Indiana St.	53 60
												241	A	Northern Ky.	44 78
												241	H	Northern Ky.	49 67
												252	N	Jackson St.	57 72
												254	H	Loyola Chicago	60 75
												280	A	Cleveland St.	53 71
												280	H	Cleveland St.	48 74
												283	N	Fairfield	60 68
												309	A	Oakland	57 74
												309	H	Oakland	69 65
												310	H	Valparaiso	75 65
												329	A	Evansville	62 54
												335	A	Detroit Mercy	45 62
												335	H	Detroit Mercy	36 42
LAST 12 Division I GAMES:															
				63	H	Green Bay	53 77	280	H	Cleveland St.	48 74				
				195	H	Milwaukee	37 48	241	A	Northern Ky.	44 78				
				130	H	IUPUI	44 73	67	A	Wright St.	47 72				
				309	A	Oakland	57 74	195	A	Milwaukee	53 72				
				335	A	Detroit Mercy	45 62	63	A	Green Bay	32 62				
				120	H	Youngstown St.	59 83	130	A	IUPUI	43 71				

Non-Div I Games:

UIC

■ Loss,
 ■ Non-Conf,
 S Site,
 ■ Home
 ■ Away
 N Neutral

Average RPI Win:	299	WON-LOST	WINNING	LAST 10	STRENGTH OF	OPP. STRENGTH	TEAM	ADJ.	CONF.	ADJ CONF.
Average RPI Loss:	178	RECORD	PCT. RANK	GAMES	SCHEDULE	OF SCHEDULE	RPI	RPI	RPI	RPI
DIV. I ONLY	7- 20	296	0- 1	276	264	305	305	23	23	
DIV. I NON-CONF.	4- 6	212	0- 0	280	264	261	261	24	24	
TOTALS	RPI 1-25	RPI 26-50	W-L RECORDS	RPI 51-100	RPI 101-150	RPI 150+				
7- 20	0- 1	0- 0	OVERALL	0- 3	0- 6	7- 10				
2- 10	0- 0	0- 0	HOME	0- 1	0- 3	2- 6				
3- 10	0- 1	0- 0	AWAY	0- 2	0- 3	3- 4				
2- 0	0- 0	0- 0	NEUTRAL	0- 0	0- 0	2- 0				
4- 6	0- 1	0- 0	NON-CONFERENCE	0- 1	0- 1	4- 3				
0- 4	0- 0	0- 0	HOME	0- 0	0- 1	0- 3				
2- 2	0- 1	0- 0	AWAY	0- 1	0- 0	2- 0				
2- 0	0- 0	0- 0	NEUTRAL	0- 0	0- 0	2- 0				
3- 14	0- 0	0- 0	CONFERENCE	0- 2	0- 5	3- 7				
2- 6	0- 0	0- 0	HOME	0- 1	0- 2	2- 3				
1- 8	0- 0	0- 0	AWAY	0- 1	0- 3	1- 4				
0- 0	0- 0	0- 0	NEUTRAL	0- 0	0- 0	0- 0				

RPI 1-25				RPI 26-50				RPI 51-100				RPI 101+ Team's RPI: 305			
RPI	S	Opponent	Score	RPI	S	Opponent	Score	RPI	S	Opponent	Score	RPI	S	Opponent	Score
14	A	Maryland	61 92					59	A	Maine	44 84	104	A	Hartford	47 92
								59	H	Maine	45 58	104	A	Hartford	48 65
								78	A	American	42 64	104	H	Hartford	52 66
												125	H	Towson	62 71
												138	A	Stony Brook	44 57
												138	H	Stony Brook	59 70
												210	H	UMES	67 73
												224	H	Mt. St. Mary's	52 65
												235	A	Albany (NY)	44 64
												235	H	Albany (NY)	69 60
												248	H	Hofstra	42 45
												251	A	Binghamton	45 67
												251	H	Binghamton	46 58
												278	A	Vermont	50 58
												278	H	Vermont	44 58
												297	N	Kennesaw St.	57 53
												303	N	UTSA	72 58
												311	A	Morgan St.	73 68
												314	A	Coppin St.	57 52
												316	A	New Hampshire	55 47
												316	H	New Hampshire	64 62
												326	A	UMass Lowell	41 62
												326	H	UMass Lowell	55 67
LAST 12 Division I GAMES:															
104	A	Hartford	48 65	251	H	Binghamton	46 58								
316	A	New Hampshire	55 47	59	H	Maine	45 58								
138	H	Stony Brook	59 70	104	A	Hartford	47 92								
235	H	Albany (NY)	69 60	138	A	Stony Brook	44 57								
278	A	Vermont	50 58	316	H	New Hampshire	64 62								
326	A	UMass Lowell	41 62	278	H	Vermont	44 58								

Non-Div I Games: Notre Dame (MD) 81 43 Eastern 81 42 Gettysburg 65 51

UMBC

Loss, Non-Conf, S Site, H Home A Away N Neutral

Average RPI Win:	294	WON-LOST	WINNING	LAST 10	STRENGTH OF	OPP. STRENGTH	TEAM	ADJ.	CONF.	ADJ CONF.
Average RPI Loss:	181	RECORD	PCT. RANK	GAMES	SCHEDULE	OF SCHEDULE	RPI	RPI	RPI	RPI
DIV. I ONLY	14- 13	161	1- 0	324	308	210	210	32	32	
DIV. I NON-CONF.	2- 9	297	0- 0	236	67	259	259	32	32	
TOTALS	RPI 1-25	RPI 26-50	W-L RECORDS	RPI 51-100	RPI 101-150	RPI 150+				
14- 13	0- 2	0- 1	OVERALL	0- 1	0- 0	14- 9				
6- 3	0- 0	0- 1	HOME	0- 0	0- 0	6- 2				
8- 10	0- 2	0- 0	AWAY	0- 1	0- 0	8- 7				
0- 0	0- 0	0- 0	NEUTRAL	0- 0	0- 0	0- 0				
2- 9	0- 2	0- 1	NON-CONFERENCE	0- 1	0- 0	2- 5				
0- 1	0- 0	0- 1	HOME	0- 0	0- 0	0- 0				
2- 8	0- 2	0- 0	AWAY	0- 1	0- 0	2- 5				
0- 0	0- 0	0- 0	NEUTRAL	0- 0	0- 0	0- 0				
12- 4	0- 0	0- 0	CONFERENCE	0- 0	0- 0	12- 4				
6- 2	0- 0	0- 0	HOME	0- 0	0- 0	6- 2				
6- 2	0- 0	0- 0	AWAY	0- 0	0- 0	6- 2				
0- 0	0- 0	0- 0	NEUTRAL	0- 0	0- 0	0- 0				

RPI 1-25				RPI 26-50				RPI 51-100				RPI 101+ Team's RPI: 210			
RPI	S	Opponent	Score	RPI	S	Opponent	Score	RPI	S	Opponent	Score	RPI	S	Opponent	Score
10	A	Syracuse	51 96	38	H	Buffalo	63 69	68	A	Georgetown	55 74	151	A	Wake Forest	67 78
18	A	Miami (FL)	53 71									190	A	East Carolina	69 84
												197	A	N.C. A&T	58 70
												197	H	N.C. A&T	49 51
												223	A	Bethune-Cookman	64 52
												224	A	Mt. St. Mary's	86 73
												227	A	George Mason	49 70
												228	A	Howard	80 73
												228	H	Howard	80 72
												272	A	Richmond	55 57
												277	A	Norfolk St.	59 43
												301	H	South Carolina St.	63 43
												305	A	UMBC	73 67
												311	A	Morgan St.	73 68
												311	H	Morgan St.	53 57
												314	H	Coppin St.	74 54
												336	A	N.C. Central	69 61
												336	H	N.C. Central	59 49
												337	A	Delaware St.	62 65
												337	H	Delaware St.	69 58
												340	A	Longwood	71 83
												345	H	Savannah St.	78 46
												346	A	Florida A&M	68 36
LAST 12 Division I GAMES:															
337	H	Delaware St.	69 58	345	H	Savannah St.	78 46								
311	H	Morgan St.	53 57	301	H	South Carolina St.	63 43								
337	A	Delaware St.	62 65	228	A	Howard	80 73								
314	H	Coppin St.	74 54	277	A	Norfolk St.	59 43								
197	A	N.C. A&T	58 70	223	A	Bethune-Cookman	64 52								
336	A	N.C. Central	69 61	346	A	Florida A&M	68 36								

Non-Div I Games: Regent 72 16 Cheyney 88 39

UMES

Loss, Non-Conf, S Site, H Home A Away N Neutral

Average RPI Win:	294	WON-LOST	WINNING	LAST 10	STRENGTH OF	OPP. STRENGTH	TEAM	ADJ.	CONF.	ADJ CONF.
Average RPI Loss:	171	RECORD	PCT. RANK	GAMES	SCHEDULE	OF SCHEDULE	RPI	RPI	RPI	RPI
DIV. I ONLY	13- 14	188	1- 0	300	312	242	242	31	31	
DIV. I NON-CONF.	4- 7	228	0- 0	165	210	206	206	30	30	
TOTALS	RPI 1-25	RPI 26-50	W-L RECORDS	RPI 51-100	RPI 101-150	RPI 150+				
13- 14	0- 0	0- 2	OVERALL	0- 0	0- 3	13- 9				
6- 6	0- 0	0- 0	HOME	0- 0	0- 2	6- 4				
7- 8	0- 0	0- 2	AWAY	0- 0	0- 1	7- 5				
0- 0	0- 0	0- 0	NEUTRAL	0- 0	0- 0	0- 0				
4- 7	0- 0	0- 2	NON-CONFERENCE	0- 0	0- 1	4- 4				
2- 2	0- 0	0- 0	HOME	0- 0	0- 1	2- 1				
2- 5	0- 0	0- 2	AWAY	0- 0	0- 0	2- 3				
0- 0	0- 0	0- 0	NEUTRAL	0- 0	0- 0	0- 0				
9- 7	0- 0	0- 0	CONFERENCE	0- 0	0- 2	9- 5				
4- 4	0- 0	0- 0	HOME	0- 0	0- 1	4- 3				
5- 3	0- 0	0- 0	AWAY	0- 0	0- 1	5- 2				
0- 0	0- 0	0- 0	NEUTRAL	0- 0	0- 0	0- 0				

RPI 1-25			RPI 26-50			RPI 51-100			RPI 101+ Team's RPI: 242		
RPI	S	Opponent	Score	RPI	S	Opponent	Score	RPI	S	Opponent	Score
				29	A	Missouri	59 66	134	A	New Mexico St.	61 68
				31	A	Kansas St.	50 61	134	H	New Mexico St.	86 90
								141	H	Illinois St.	55 62
								153	A	Kansas	55 67
								157	A	Oral Roberts	64 75
								165	A	Denver	75 92
								168	H	Louisiana Tech	80 70
								215	A	California Baptist	78 74
								215	H	California Baptist	92 95
								227	H	George Mason	84 91
								229	A	UTRGV	64 67
								229	H	UTRGV	56 75
								239	H	SIUE	80 75
								254	A	Loyola Chicago	88 74
								276	A	CSU Bakersfield	71 85
								276	H	CSU Bakersfield	57 67
								287	A	Utah Valley	68 64
								287	H	Utah Valley	97 64
								319	A	North Dakota St.	69 59
								338	A	Seattle U	86 62
								338	H	Seattle U	83 66
								341	A	Grand Canyon	65 56
								341	H	Grand Canyon	73 45
								349	A	Chicago St.	111 58
								349	H	Chicago St.	100 50
LAST 12 Division I GAMES:											
				349	H	Chicago St.	100 50	341	A	Grand Canyon	65 56
				229	A	UTRGV	64 67	215	H	California Baptist	92 95
				134	A	New Mexico St.	61 68	229	H	UTRGV	56 75
				287	H	Utah Valley	97 64	134	H	New Mexico St.	86 90
				338	H	Seattle U	83 66	338	A	Seattle U	86 62
				276	A	CSU Bakersfield	71 85	287	A	Utah Valley	68 64

Non-Div I Games: Peru St. 98 62 Mo.-St. Louis 92 63

UMKC

Loss, Non-Conf, S Site, H Home A Away N Neutral

Average RPI Win: 298	WON-LOST	WINNING	LAST 10	STRENGTH OF	OPP. STRENGTH	TEAM	ADJ.	CONF.	ADJ CONF.
Average RPI Loss: 193	RECORD	PCT. RANK	GAMES	SCHEDULE	OF SCHEDULE	RPI	RPI	RPI	RPI
DIV. I ONLY	6- 22	311	0- 1	292	295	326	326	23	23
DIV. I NON-CONF.	3- 9	271	0- 0	290	338	307	307	24	24
TOTALS	RPI 1-25	RPI 26-50	W-L RECORDS	RPI 51-100	RPI 101-150	RPI 150+			
6- 22	0- 0	0- 0	OVERALL	0- 3	0- 6	6- 13			
3- 9	0- 0	0- 0	HOME	0- 1	0- 3	3- 5			
3- 13	0- 0	0- 0	AWAY	0- 2	0- 3	3- 8			
0- 0	0- 0	0- 0	NEUTRAL	0- 0	0- 0	0- 0			
3- 9	0- 0	0- 0	NON-CONFERENCE	0- 1	0- 2	3- 6			
1- 3	0- 0	0- 0	HOME	0- 0	0- 1	1- 2			
2- 6	0- 0	0- 0	AWAY	0- 1	0- 1	2- 4			
0- 0	0- 0	0- 0	NEUTRAL	0- 0	0- 0	0- 0			
3- 13	0- 0	0- 0	CONFERENCE	0- 2	0- 4	3- 7			
2- 6	0- 0	0- 0	HOME	0- 1	0- 2	2- 3			
1- 7	0- 0	0- 0	AWAY	0- 1	0- 2	1- 4			
0- 0	0- 0	0- 0	NEUTRAL	0- 0	0- 0	0- 0			

RPI 1-25				RPI 26-50				RPI 51-100				RPI 101+ Team's RPI: 326					
RPI	S	Opponent	Score	RPI	S	Opponent	Score	RPI	S	Opponent	Score	RPI	S	Opponent	Score		
								59	A	Maine	45	79	104	A	Hartford	45	69
								59	H	Maine	41	60	104	H	Hartford	44	66
								74	A	Butler	36	89	118	H	Providence	47	71
													138	A	Stony Brook	56	76
													138	H	Stony Brook	47	64
													140	A	Seton Hall	57	90
													176	A	Holy Cross	54	63
													194	A	Cornell	54	63
													204	A	Massachusetts	62	59
													211	A	Dartmouth	54	70
													235	A	Albany (NY)	56	63
													235	H	Albany (NY)	53	56
													246	H	Colgate	52	61
													251	A	Binghamton	53	58
													251	H	Binghamton	50	70
													278	A	Vermont	42	52
													278	H	Vermont	54	51
													293	H	Bryant	57	58
													305	A	UMBC	67	55
													305	H	UMBC	62	41
LAST 12 Division I GAMES:												311	A	Morgan St.	49	61	
59	H	Maine	41	60	316	A	New Hampshire	46	54	316	A	New Hampshire	46	54			
104	A	Hartford	45	69	278	A	Vermont	42	52	316	H	New Hampshire	53	56			
251	A	Binghamton	53	58	59	A	Maine	45	79	347	H	Saint Peter's	59	57			
305	H	UMBC	62	41	251	H	Binghamton	50	70	351	A	LIU Brooklyn	69	64			
235	H	Albany (NY)	53	56	104	H	Hartford	44	66								
138	H	Stony Brook	47	64	235	A	Albany (NY)	56	63								

Non-Div I Games: Fisher 79 45

UMass Lowell

■ Loss,
 ■ Non-Conf,
 ■ S Site,
 ■ Home
 ■ A Away
 N Neutral

UNC Asheville

Through Games Of March 11, 2019

Average RPI Win:	281	WON-LOST	WINNING	LAST 10	STRENGTH OF	OPP. STRENGTH	TEAM	ADJ.	CONF.	ADJ CONF.
Average RPI Loss:	147	RECORD	PCT. RANK	GAMES	SCHEDULE	OF SCHEDULE	RPI	RPI	RPI	RPI
DIV. I ONLY	15- 13	148	0- 1	248	307	182	182	27	27	
DIV. I NON-CONF.	4- 6	212	0- 0	122	267	189	189	29	29	
TOTALS	RPI 1-25	RPI 26-50	W-L RECORDS	RPI 51-100	RPI 101-150	RPI 150+				
15- 13	0- 0	0- 0	OVERALL	1- 5	0- 3	14- 5				
11- 2	0- 0	0- 0	HOME	1- 1	0- 0	10- 1				
4- 11	0- 0	0- 0	AWAY	0- 4	0- 3	4- 4				
0- 0	0- 0	0- 0	NEUTRAL	0- 0	0- 0	0- 0				
4- 6	0- 0	0- 0	NON-CONFERENCE	0- 2	0- 3	4- 1				
4- 0	0- 0	0- 0	HOME	0- 0	0- 0	4- 0				
0- 6	0- 0	0- 0	AWAY	0- 2	0- 3	0- 1				
0- 0	0- 0	0- 0	NEUTRAL	0- 0	0- 0	0- 0				
11- 7	0- 0	0- 0	CONFERENCE	1- 3	0- 0	10- 4				
7- 2	0- 0	0- 0	HOME	1- 1	0- 0	6- 1				
4- 5	0- 0	0- 0	AWAY	0- 2	0- 0	4- 3				
0- 0	0- 0	0- 0	NEUTRAL	0- 0	0- 0	0- 0				

RPI 1-25			RPI 26-50			RPI 51-100			RPI 101+			Team's RPI: 182
RPI	S	Opponent	Score	RPI	S	Opponent	Score	RPI	S	Opponent	Score	
						58 A Tennessee	46 73	107 A Charlotte		53 70		
						69 A Middle Tenn.	46 67	131 A Mercer		47 61		
						87 A Radford	46 60	148 A Tennessee Tech		53 60		
						87 H Radford	44 45	154 H Davidson		69 56		
						99 A High Point	81 82	191 A Furman		47 58		
						99 H High Point	67 56	196 H Hampton		58 61		
								207 A Campbell		48 49		
								207 H Campbell		60 52		
								243 H ETSU		56 55		
								244 A Gardner-Webb		59 69		
								257 H Wofford		60 46		
								292 A Charleston So.		59 70		
								292 H Charleston So.		62 45		
								299 A Winthrop		55 43		
								299 H Winthrop		70 36		
								331 A Presbyterian		52 43		
								331 H Presbyterian		51 45		
								340 A Longwood		68 57		
								340 H Longwood		80 55		
								342 H Western Caro.		74 49		
								343 A USC Upstate		93 86		
								343 H USC Upstate		56 53		
LAST 12 Division I GAMES:												
						99 A High Point	81 82	331 H Presbyterian		51 45		
						292 H Charleston So.	62 45	207 A Campbell		48 49		
						87 H Radford	44 45	292 A Charleston So.		59 70		
						343 H USC Upstate	56 53	299 H Winthrop		70 36		
						340 A Longwood	68 57	331 A Presbyterian		52 43		
						299 A Winthrop	55 43	340 H Longwood		80 55		

Non-Div I Games: Warren Wilson 92 31

UNC Asheville

■ Loss,
 ■ Non-Conf,
 ■ S Site,
 ■ H Home
 ■ A Away
 N Neutral

Through Games Of March 11, 2019

[illegible]

Loss, Non-Conf, S Site, H Home A Away N Neutral Page 328

Average RPI Win:	226	WON-LOST	WINNING	LAST 10	STRENGTH OF	OPP. STRENGTH	TEAM	ADJ.	CONF.	ADJ CONF.
Average RPI Loss:	87	RECORD	PCT. RANK	GAMES	SCHEDULE	OF SCHEDULE	RPI	RPI	RPI	RPI
DIV. I ONLY	16- 11	124	1- 0	169	120	116	116	10	10	
DIV. I NON-CONF.	5- 4	139	0- 0	287	231	169	169	10	10	
TOTALS	RPI 1-25	RPI 26-50	W-L RECORDS	RPI 51-100	RPI 101-150	RPI 150+				
16- 11	1- 1	0- 2	OVERALL	0- 3	3- 4	12- 1				
11- 1	1- 0	0- 0	HOME	0- 1	3- 0	7- 0				
5- 10	0- 1	0- 2	AWAY	0- 2	0- 4	5- 1				
0- 0	0- 0	0- 0	NEUTRAL	0- 0	0- 0	0- 0				
5- 4	0- 0	0- 2	NON-CONFERENCE	0- 1	0- 1	5- 0				
3- 0	0- 0	0- 0	HOME	0- 0	0- 0	3- 0				
2- 4	0- 0	0- 2	AWAY	0- 1	0- 1	2- 0				
0- 0	0- 0	0- 0	NEUTRAL	0- 0	0- 0	0- 0				
11- 7	1- 1	0- 0	CONFERENCE	0- 2	3- 3	7- 1				
8- 1	1- 0	0- 0	HOME	0- 1	3- 0	4- 0				
3- 6	0- 1	0- 0	AWAY	0- 1	0- 3	3- 1				
0- 0	0- 0	0- 0	NEUTRAL	0- 0	0- 0	0- 0				

RPI 1-25				RPI 26-50				RPI 51-100				RPI 101+ Team's RPI: 116			
RPI	S	Opponent	Score	RPI	S	Opponent	Score	RPI	S	Opponent	Score	RPI	S	Opponent	Score
25	A	James Madison	51 58	34	A	Ohio	72 95	64	A	Drexel	55 67	102	A	Northeastern	54 83
25	H	James Madison	66 63	36	A	North Carolina	55 82	64	H	Drexel	53 65	102	H	Northeastern	83 70
								91	A	VCU	47 58	125	A	Towson	61 82
												125	H	Towson	77 73
												127	A	Pittsburgh	56 60
												128	A	Delaware	53 65
												128	H	Delaware	72 64
												161	A	William & Mary	64 70
												161	H	William & Mary	66 58
												190	A	East Carolina	71 68
												226	A	Elon	75 70
												226	H	Elon	76 51
												248	A	Hofstra	61 51
												248	H	Hofstra	89 54
												296	A	Col. of Charleston	66 62
												296	H	Col. of Charleston	71 49
												331	H	Presbyterian	63 48
												336	A	N.C. Central	89 82
												340	H	Longwood	35 33
												341	H	Grand Canyon	77 55
LAST 12 Division I GAMES:															
296	A	Col. of Charleston	66 62	125	A	Towson	61 82								
248	A	Hofstra	61 51	161	H	William & Mary	66 58								
102	A	Northeastern	54 83	226	H	Elon	76 51								
128	H	Delaware	72 64	102	H	Northeastern	83 70								
64	H	Drexel	53 65	248	H	Hofstra	89 54								
25	A	James Madison	51 58	64	A	Drexel	55 67								

Non-Div I Games: Fayetteville St. 72 54 Belmont Abbey 74 58

UNCW

Loss, Non-Conf, S Site, H Home A Away N Neutral

UNI				STRENGTH OF SCHEDULE	OPP. STRENGTH OF SCHEDULE	TEAM RPI	ADJ. RPI	CONF. RPI	ADJ CONF. RPI
Average RPI Win:	223	WON-LOST RECORD	WINNING PCT. RANK						
Average RPI Loss:	61		LAST 10 GAMES						
DIV. I ONLY	18- 11	106	0- 1	94	129	90	90	13	13
DIV. I NON-CONF.	6- 5	143	0- 1	59	42	68	68	15	15
TOTALS	RPI 1-25	RPI 26-50	W-L RECORDS	RPI 51-100	RPI 101-150	RPI 150+			
18- 11	0- 4	0- 2	OVERALL	1- 2	6- 3	11- 0			
10- 3	0- 1	0- 0	HOME	1- 1	3- 1	6- 0			
8- 7	0- 3	0- 1	AWAY	0- 1	3- 2	5- 0			
0- 1	0- 0	0- 1	NEUTRAL	0- 0	0- 0	0- 0			
6- 5	0- 2	0- 2	NON-CONFERENCE	1- 0	2- 1	3- 0			
4- 0	0- 0	0- 0	HOME	1- 0	1- 0	2- 0			
2- 4	0- 2	0- 1	AWAY	0- 0	1- 1	1- 0			
0- 1	0- 0	0- 1	NEUTRAL	0- 0	0- 0	0- 0			
12- 6	0- 2	0- 0	CONFERENCE	0- 2	4- 2	8- 0			
6- 3	0- 1	0- 0	HOME	0- 1	2- 1	4- 0			
6- 3	0- 1	0- 0	AWAY	0- 1	2- 1	4- 0			
0- 0	0- 0	0- 0	NEUTRAL	0- 0	0- 0	0- 0			

RPI 1-25				RPI 26-50				RPI 51-100 Team's RPI: 90				RPI 101+			
RPI	S	Opponent	Score	RPI	S	Opponent	Score	RPI	S	Opponent	Score	RPI	S	Opponent	Score
7	A	Iowa	57 83	31	A	Kansas St.	62 72	70	A	Missouri St.	48 58	123	A	Northern Ill.	59 70
12	A	Marquette	61 102	46	N	Boise St.	60 61	70	H	Missouri St.	58 63	128	H	Delaware	79 67
16	A	Drake	61 76					92	H	Creighton	65 55	130	A	IUPUI	53 40
16	H	Drake	64 88									141	A	Illinois St.	64 66
												141	H	Illinois St.	53 54
												149	A	Southern Ill.	76 67
												149	H	Southern Ill.	65 53
												150	A	Bradley	81 78
												150	H	Bradley	61 57
												221	H	North Dakota	64 60
												230	A	Indiana St.	71 51
												230	H	Indiana St.	71 63
												254	A	Loyola Chicago	71 65
												254	H	Loyola Chicago	64 52
												275	A	Long Beach St.	71 64
												310	A	Valparaiso	64 56
												310	H	Valparaiso	71 52
												325	H	Omaha	79 50
												329	A	Evansville	74 46
												329	H	Evansville	95 46
LAST 12 Division I GAMES:															
123	A	Northern Ill.	59 70	329	H	Evansville	95 46								
12	A	Marquette	61 102	230	H	Indiana St.	71 63								
141	H	Illinois St.	53 54	16	A	Drake	61 76								
150	H	Bradley	61 57	310	A	Valparaiso	64 56								
149	A	Southern Ill.	76 67	254	A	Loyola Chicago	71 65								
70	A	Missouri St.	48 58	70	H	Missouri St.	58 63								

Non-Div I Games: Minnesota St. 73 56

UNI

Loss, Non-Conf, S Site, H Home A Away N Neutral

Average RPI Win:	238	WON-LOST	WINNING	LAST 10	STRENGTH OF	OPP. STRENGTH	TEAM	ADJ.	CONF.	ADJ CONF.
Average RPI Loss:	117	RECORD	PCT. RANK	GAMES	SCHEDULE	OF SCHEDULE	RPI	RPI	RPI	RPI
DIV. I ONLY	12- 18	226	0- 1	108	150	200	200	15	15	
DIV. I NON-CONF.	2- 9	297	0- 0	72	174	270	270	13	13	
TOTALS	RPI 1-25	RPI 26-50	W-L RECORDS	RPI 51-100	RPI 101-150	RPI 150+				
12- 18	0- 1	0- 2	OVERALL	1- 7	0- 3	11- 5				
9- 8	0- 1	0- 1	HOME	1- 4	0- 1	8- 1				
3- 10	0- 0	0- 1	AWAY	0- 3	0- 2	3- 4				
0- 0	0- 0	0- 0	NEUTRAL	0- 0	0- 0	0- 0				
2- 9	0- 1	0- 0	NON-CONFERENCE	0- 4	0- 1	2- 3				
2- 5	0- 1	0- 0	HOME	0- 3	0- 0	2- 1				
0- 4	0- 0	0- 0	AWAY	0- 1	0- 1	0- 2				
0- 0	0- 0	0- 0	NEUTRAL	0- 0	0- 0	0- 0				
10- 9	0- 0	0- 2	CONFERENCE	1- 3	0- 2	9- 2				
7- 3	0- 0	0- 1	HOME	1- 1	0- 1	6- 0				
3- 6	0- 0	0- 1	AWAY	0- 2	0- 1	3- 2				
0- 0	0- 0	0- 0	NEUTRAL	0- 0	0- 0	0- 0				

RPI	S	Opponent	Score	RPI	S	Opponent	Score	RPI	S	Opponent	Score	RPI	S	Opponent	Score	Team's RPI: 200
13	H	Gonzaga	59 70	46	A	Boise St.	38 53	52	H	Southern California	72 86	119	A	Fresno St.	55 73	
				46	H	Boise St.	57 64	53	A	New Mexico	77 80	119	H	Fresno St.	55 66	
								53	H	New Mexico	66 57	124	A	Portland St.	49 58	
								60	A	Wyoming	62 90	178	A	UC Irvine	55 57	
								60	H	Wyoming	49 64	179	H	Utah St.	77 56	
								67	H	Wright St.	52 68	199	H	Hawaii	61 66	
								69	H	Middle Tenn.	62 66	202	A	San Diego St.	62 49	
								79	A	Duke	38 66	202	H	San Diego St.	71 57	
												216	H	Florida	56 53	
												245	A	Nevada	62 70	
												245	H	Nevada	67 58	
												279	A	Colorado St.	49 52	
												279	H	Colorado St.	60 45	
												290	H	UC Santa Barbara	69 51	
												295	A	Air Force	62 47	
												295	H	Air Force	66 56	
												298	A	San Jose St.	53 43	
												298	H	San Jose St.	74 70	
												301	A	South Carolina St.	49 58	
LAST 12 Division I GAMES:																
119	H	Fresno St.	55 66	245	H	Nevada	67 58									
301	A	South Carolina St.	49 58	202	A	San Diego St.	62 49									
216	H	Florida	56 53	60	H	Wyoming	49 64									
69	H	Middle Tenn.	62 66	298	H	San Jose St.	74 70									
279	H	Colorado St.	60 45	295	A	Air Force	62 47									
46	A	Boise St.	38 53	119	A	Fresno St.	55 73									

Non-Div I Games:

UNLV

■ Loss,
■ Non-Conf,
■ S Site,
■ Home
■ Away
N Neutral

USC Upstate

Through Games Of March 11, 2019

Average RPI Win:	319	WON-LOST	WINNING	LAST 10	STRENGTH OF	OPP. STRENGTH	TEAM	ADJ.	CONF.	ADJ CONF.
Average RPI Loss:	220	RECORD	PCT. RANK	GAMES	SCHEDULE	OF SCHEDULE	RPI	RPI	RPI	RPI
DIV. I ONLY	4- 22	336	0- 1	332	319	343	343	27	27	
DIV. I NON-CONF.	1- 7	319	0- 0	321	329	335	335	29	29	
TOTALS	RPI 1-25	RPI 26-50	W-L RECORDS	RPI 51-100	RPI 101-150	RPI 150+				
4- 22	0- 0	0- 0	OVERALL	0- 5	0- 0	4- 17				
2- 7	0- 0	0- 0	HOME	0- 2	0- 0	2- 5				
2- 15	0- 0	0- 0	AWAY	0- 3	0- 0	2- 12				
0- 0	0- 0	0- 0	NEUTRAL	0- 0	0- 0	0- 0				
1- 7	0- 0	0- 0	NON-CONFERENCE	0- 2	0- 0	1- 5				
0- 0	0- 0	0- 0	HOME	0- 0	0- 0	0- 0				
1- 7	0- 0	0- 0	AWAY	0- 2	0- 0	1- 5				
0- 0	0- 0	0- 0	NEUTRAL	0- 0	0- 0	0- 0				
3- 15	0- 0	0- 0	CONFERENCE	0- 3	0- 0	3- 12				
2- 7	0- 0	0- 0	HOME	0- 2	0- 0	2- 5				
1- 8	0- 0	0- 0	AWAY	0- 1	0- 0	1- 7				
0- 0	0- 0	0- 0	NEUTRAL	0- 0	0- 0	0- 0				

RPI 1-25				RPI 26-50				RPI 51-100				RPI 101+				Team's RPI: 343	
RPI	S	Opponent	Score	RPI	S	Opponent	Score	RPI	S	Opponent	Score	RPI	S	Opponent	Score		
								73	A	Virginia Tech	45	96	182	A	UNC Asheville	53	56
								87	A	Radford	43	55	182	H	UNC Asheville	86	93
								87	H	Radford	41	82	190	A	East Carolina	53	63
								94	A	Nebraska	64	87	191	A	Furman	67	78
								99	H	High Point	61	87	196	A	Hampton	43	67
													207	A	Campbell	41	61
													207	H	Campbell	49	59
													244	A	Gardner-Webb	72	92
													244	H	Gardner-Webb	67	75
													292	A	Charleston So.	62	74
													292	H	Charleston So.	75	78
													299	A	Winthrop	76	50
													299	H	Winthrop	58	49
													301	A	South Carolina St.	66	71
													325	A	Omaha	69	96
													331	A	Presbyterian	54	70
													331	H	Presbyterian	58	66
													336	A	N.C. Central	82	63
													340	A	Longwood	58	80
													340	H	Longwood	72	67
													342	A	Western Caro.	64	68
LAST 12 Division I GAMES:																	
				244	H	Gardner-Webb	67	75	340	A	Longwood	58	80				
				207	H	Campbell	49	59	292	A	Charleston So.	62	74				
				87	A	Radford	43	55	207	A	Campbell	41	61				
				299	H	Winthrop	58	49	87	H	Radford	41	82				
				182	A	UNC Asheville	53	56	196	A	Hampton	43	67				
				331	H	Presbyterian	58	66	340	H	Longwood	72	67				

Non-Div I Games: Brevard 71 53 Converse 69 51 UNKNOWN 101 53

USC Upstate

Loss, Non-Conf, S Site, H Home A Away N Neutral

Average RPI Win:	200	WON-LOST	WINNING	LAST 10	STRENGTH OF	OPP. STRENGTH	TEAM	ADJ.	CONF.	ADJ CONF.
Average RPI Loss:	87	RECORD	PCT. RANK	GAMES	SCHEDULE	OF SCHEDULE	RPI	RPI	RPI	RPI
DIV. I ONLY	23- 6	33	1- 0	206	124	71	71	12	12	
DIV. I NON-CONF.	8- 3	72	0- 0	266	134	128	128	14	14	
TOTALS	RPI 1-25	RPI 26-50	W-L RECORDS	RPI 51-100	RPI 101-150	RPI 150+				
23- 6	0- 0	0- 0	OVERALL	1- 4	5- 2	17- 0				
11- 3	0- 0	0- 0	HOME	1- 3	3- 0	7- 0				
12- 3	0- 0	0- 0	AWAY	0- 1	2- 2	10- 0				
0- 0	0- 0	0- 0	NEUTRAL	0- 0	0- 0	0- 0				
8- 3	0- 0	0- 0	NON-CONFERENCE	0- 2	1- 1	7- 0				
3- 2	0- 0	0- 0	HOME	0- 2	0- 0	3- 0				
5- 1	0- 0	0- 0	AWAY	0- 0	1- 1	4- 0				
0- 0	0- 0	0- 0	NEUTRAL	0- 0	0- 0	0- 0				
15- 3	0- 0	0- 0	CONFERENCE	1- 2	4- 1	10- 0				
8- 1	0- 0	0- 0	HOME	1- 1	3- 0	4- 0				
7- 2	0- 0	0- 0	AWAY	0- 1	1- 1	6- 0				
0- 0	0- 0	0- 0	NEUTRAL	0- 0	0- 0	0- 0				

RPI 1-25				RPI 26-50				RPI 51-100				Team's RPI: 71		RPI 101+			
RPI	S	Opponent	Score	RPI	S	Opponent	Score	RPI	S	Opponent	Score			RPI	S	Opponent	Score

Non-Div I Games:

UT Arlington

■ Loss,
 ■ Non-Conf,
 ■ S Site,
 ■ H Home
 ■ A Away
 N Neutral

U
T
M
a
r
t
i
nU
T
M
a
r
t
i
n

UT Martin

Page 334

Average RPI Win:	286	WON-LOST	WINNING	LAST 10	STRENGTH OF	OPP. STRENGTH	TEAM	ADJ.	CONF.	ADJ CONF.
Average RPI Loss:	137	RECORD	PCT. RANK	GAMES	SCHEDULE	OF SCHEDULE	RPI	RPI	RPI	RPI
DIV. I ONLY	8- 21	283	1- 0	147	215	267	267	14	14	
DIV. I NON-CONF.	3- 10	278	0- 0	180	303	293	293	17	17	
TOTALS	RPI 1-25	RPI 26-50	W-L RECORDS	RPI 51-100	RPI 101-150	RPI 150+				
8- 21	0- 0	0- 1	OVERALL	0- 4	0- 7	8- 9				
4- 11	0- 0	0- 0	HOME	0- 1	0- 5	4- 5				
3- 9	0- 0	0- 1	AWAY	0- 3	0- 2	3- 3				
1- 1	0- 0	0- 0	NEUTRAL	0- 0	0- 0	1- 1				
3- 10	0- 0	0- 0	NON-CONFERENCE	0- 2	0- 3	3- 5				
2- 5	0- 0	0- 0	HOME	0- 0	0- 3	2- 2				
0- 4	0- 0	0- 0	AWAY	0- 2	0- 0	0- 2				
1- 1	0- 0	0- 0	NEUTRAL	0- 0	0- 0	1- 1				
5- 11	0- 0	0- 1	CONFERENCE	0- 2	0- 4	5- 4				
2- 6	0- 0	0- 0	HOME	0- 1	0- 2	2- 3				
3- 5	0- 0	0- 1	AWAY	0- 1	0- 2	3- 1				
0- 0	0- 0	0- 0	NEUTRAL	0- 0	0- 0	0- 0				

RPI S	Opponent	Score	RPI S	Opponent	Score	RPI S	Opponent	Score	RPI S	Opponent	Score	Team's RPI: 267
			35	A Rice	42 76	53	A New Mexico	51 69	103	A UAB	45 68	
						69	H Middle Tenn.	49 79	103	H UAB	48 74	
						80	A Arizona	40 62	105	H Western Ky.	61 64	
						100	A Old Dominion	59 78	107	A Charlotte	39 62	
									124	H Portland St.	61 89	
									134	H New Mexico St.	65 69	
									144	H Abilene Christian	69 70	
									156	H Nicholls St.	56 58	
									160	A Tulsa	45 66	
									164	N Akron	57 64	
									168	H Louisiana Tech	64 74	
									184	H Southern Miss.	63 64	
									187	A North Texas	51 70	
									187	H North Texas	59 51	
									188	H Arkansas St.	66 67	
									201	H Marshall	60 63	
									238	N Western Ill.	84 72	
									276	H CSU Bakersfield	53 47	
									303	A UTSA	73 60	
									303	H UTSA	77 73	
									306	A Fla. Atlantic	70 44	
									313	A Weber St.	63 68	
									321	A FIU	60 55	
									350	H Alcorn	77 51	
LAST 12 Division I GAMES:												
			187	H North Texas	59 51	306	A Fla. Atlantic	70 44				
			103	A UAB	45 68	105	H Western Ky.	61 64				
			303	H UTSA	77 73	201	H Marshall	60 63				
			184	H Southern Miss.	63 64	107	A Charlotte	39 62				
			168	H Louisiana Tech	64 74	100	A Old Dominion	59 78				
			321	A FIU	60 55	69	H Middle Tenn.	49 79				

Non-Div I Games:

UTEP

■ Loss,
 ■ Non-Conf,
 ■ S Site,
 ■ H Home
 ■ A Away
 N Neutral

Average RPI Win: 290	WON-LOST	WINNING	LAST 10	STRENGTH OF	OPP. STRENGTH	TEAM	ADJ.	CONF.	ADJ CONF.
Average RPI Loss: 183	RECORD	PCT. RANK	GAMES	SCHEDULE	OF SCHEDULE	RPI	RPI	RPI	RPI
DIV. I ONLY	14- 13	161	0- 1	299	306	229	229	31	31
DIV. I NON-CONF.	4- 7	228	0- 0	162	167	211	211	30	30
TOTALS	RPI 1-25	RPI 26-50	W-L RECORDS	RPI 51-100	RPI 101-150	RPI 150+			
14- 13	0- 2	0- 1	OVERALL	0- 0	0- 2	14- 8			
8- 5	0- 0	0- 1	HOME	0- 0	0- 1	8- 3			
6- 8	0- 2	0- 0	AWAY	0- 0	0- 1	6- 5			
0- 0	0- 0	0- 0	NEUTRAL	0- 0	0- 0	0- 0			
4- 7	0- 2	0- 1	NON-CONFERENCE	0- 0	0- 0	4- 4			
2- 3	0- 0	0- 1	HOME	0- 0	0- 0	2- 2			
2- 4	0- 2	0- 0	AWAY	0- 0	0- 0	2- 2			
0- 0	0- 0	0- 0	NEUTRAL	0- 0	0- 0	0- 0			
10- 6	0- 0	0- 0	CONFERENCE	0- 0	0- 2	10- 4			
6- 2	0- 0	0- 0	HOME	0- 0	0- 1	6- 1			
4- 4	0- 0	0- 0	AWAY	0- 0	0- 1	4- 3			
0- 0	0- 0	0- 0	NEUTRAL	0- 0	0- 0	0- 0			

RPI 1-25				RPI 26-50				RPI 51-100				RPI 101+ Team's RPI: 229			
RPI	S	Opponent	Score	RPI	S	Opponent	Score	RPI	S	Opponent	Score	RPI	S	Opponent	Score
2	A	Baylor	37 98	28	H	Texas	66 81					134	A	New Mexico St.	63 71
17	A	Texas A&M	61 84									134	H	New Mexico St.	67 70
												192	H	Prairie View	57 50
												204	A	Massachusetts	70 74
												215	A	California Baptist	63 66
												215	H	California Baptist	60 56
												222	H	Texas Southern	55 69
												242	A	UMKC	75 56
												242	H	UMKC	67 64
												270	H	Louisiana	75 60
												273	A	A&M-Corpus Christi	70 57
												273	H	A&M-Corpus Christi	49 59
												276	A	CSU Bakersfield	63 68
												276	H	CSU Bakersfield	64 56
												287	A	Utah Valley	57 72
												287	H	Utah Valley	55 57
												288	A	Canisius	57 53
												303	A	UTSA	58 61
												338	A	Seattle U	74 70
												338	H	Seattle U	69 56
												341	A	Grand Canyon	66 50
												341	H	Grand Canyon	49 42
												349	A	Chicago St.	71 55
												349	H	Chicago St.	84 38
LAST 12 Division I GAMES:															
215	A	California Baptist	63 66	276	H	CSU Bakersfield	64 56								
242	H	UMKC	67 64	341	H	Grand Canyon	49 42								
349	H	Chicago St.	84 38	242	A	UMKC	75 56								
134	H	New Mexico St.	67 70	349	A	Chicago St.	71 55								
287	A	Utah Valley	57 72	134	A	New Mexico St.	63 71								
338	A	Seattle U	74 70	338	H	Seattle U	69 56								

Non-Div I Games: Texas Lutheran 82 38 UNKNOWN 74 43

UTRGV

Loss, Non-Conf, S Site, H Home A Away N Neutral

UTSA

Through Games Of March 11, 2019

Average RPI Win: 233	WON-LOST	WINNING	LAST 10	STRENGTH OF	OPP. STRENGTH	TEAM	ADJ.	CONF.	ADJ CONF.
Average RPI Loss: 157	RECORD	PCT. RANK	GAMES	SCHEDULE	OF SCHEDULE	RPI	RPI	RPI	RPI
DIV. I ONLY	5- 21	325	0- 1	154	170	303	303	14	14
DIV. I NON-CONF.	3- 7	256	0- 0	219	224	294	294	17	17
TOTALS	RPI 1-25	RPI 26-50	W-L RECORDS	RPI 51-100	RPI 101-150	RPI 150+			
5- 21	0- 0	0- 3	OVERALL	0- 3	0- 5	5- 10			
4- 10	0- 0	0- 1	HOME	0- 1	0- 3	4- 5			
1- 10	0- 0	0- 2	AWAY	0- 2	0- 2	1- 4			
0- 1	0- 0	0- 0	NEUTRAL	0- 0	0- 0	0- 1			
3- 7	0- 0	0- 1	NON-CONFERENCE	0- 1	0- 2	3- 3			
3- 3	0- 0	0- 0	HOME	0- 0	0- 1	3- 2			
0- 3	0- 0	0- 1	AWAY	0- 1	0- 1	0- 0			
0- 1	0- 0	0- 0	NEUTRAL	0- 0	0- 0	0- 1			
2- 14	0- 0	0- 2	CONFERENCE	0- 2	0- 3	2- 7			
1- 7	0- 0	0- 1	HOME	0- 1	0- 2	1- 3			
1- 7	0- 0	0- 1	AWAY	0- 1	0- 1	1- 4			
0- 0	0- 0	0- 0	NEUTRAL	0- 0	0- 0	0- 0			

RPI S	Opponent	Score	RPI S	Opponent	Score	RPI S	Opponent	Score	RPI S	Opponent	Score	Team's RPI: 303
28	A Texas	54 98	69	H Middle Tenn.	52 72	103	H UAB	42 59				
35	A Rice	54 85	71	A UT Arlington	48 53	105	H Western Ky.	62 81				
35	H Rice	46 72	100	A Old Dominion	47 72	107	A Charlotte	54 66				
						130	H IUPUI	50 58				
						140	A Seton Hall	53 84				
						162	H Texas St.	60 68				
						168	H Louisiana Tech	70 68				
						179	H Utah St.	56 62				
						184	A Southern Miss.	39 72				
						184	H Southern Miss.	45 70				
						187	A North Texas	57 54				
						201	H Marshall	72 79				
						229	H UTRGV	61 58				
						267	A UTEP	73 77				
						267	H UTEP	60 73				
						269	H San Diego	87 77				
						305	N UMBC	58 72				
						306	A Fla. Atlantic	70 86				
						313	H Weber St.	66 59				
						321	A FIU	40 51				
LAST 12 Division I GAMES:												
35	H Rice	46 72	321	A FIU	40 51							
184	A Southern Miss.	39 72	201	H Marshall	72 79							
267	A UTEP	73 77	105	H Western Ky.	62 81							
168	H Louisiana Tech	70 68	100	A Old Dominion	47 72							
184	H Southern Miss.	45 70	107	A Charlotte	54 66							
306	A Fla. Atlantic	70 86	103	H UAB	42 59							

Non-Div I Games: Concordia (TX) 78 51 Tex. A&M-Kingsville 86 55

UTSA

Loss, Non-Conf, S Site, H Home A Away N Neutral

Average RPI Win:	171	WON-LOST	WINNING	LAST 10	STRENGTH OF	OPP. STRENGTH	TEAM	ADJ.	CONF.	ADJ CONF.
Average RPI Loss:	46	RECORD	PCT. RANK	GAMES	SCHEDULE	OF SCHEDULE	RPI	RPI	RPI	RPI
DIV. I ONLY	20- 10	80	0- 1	160	23	93	93	2	2	
DIV. I NON-CONF.	11- 0	1	0- 0	305	197	57	57	2	2	
TOTALS	RPI 1-25	RPI 26-50	W-L RECORDS	RPI 51-100	RPI 101-150	RPI 150+				
20- 10	1- 4	2- 2	OVERALL	2- 3	2- 1	13- 0				
13- 3	1- 1	2- 1	HOME	2- 1	1- 0	7- 0				
5- 6	0- 3	0- 1	AWAY	0- 2	1- 0	4- 0				
2- 1	0- 0	0- 0	NEUTRAL	0- 0	0- 1	2- 0				
11- 0	0- 0	1- 0	NON-CONFERENCE	1- 0	0- 0	9- 0				
7- 0	0- 0	1- 0	HOME	1- 0	0- 0	5- 0				
2- 0	0- 0	0- 0	AWAY	0- 0	0- 0	2- 0				
2- 0	0- 0	0- 0	NEUTRAL	0- 0	0- 0	2- 0				
9- 10	1- 4	1- 2	CONFERENCE	1- 3	2- 1	4- 0				
6- 3	1- 1	1- 1	HOME	1- 1	1- 0	2- 0				
3- 6	0- 3	0- 1	AWAY	0- 2	1- 0	2- 0				
0- 1	0- 0	0- 0	NEUTRAL	0- 0	0- 1	0- 0				

RPI S Opponent	Score	RPI S Opponent	Score	RPI S Opponent	Score	RPI S Opponent	Score
4 H Stanford	75 68	32 H BYU	78 67	52 A Southern California	77 83	133 A Washington	58 43
5 A Oregon	65 87	33 A UCLA	60 76	52 H Southern California	80 84	133 H Washington	88 56
23 A Arizona St.	58 60	33 H UCLA	90 100	80 A Arizona	55 66	133 N Washington	54 64
23 H Arizona St.	63 65	40 H California	87 74	80 H Arizona	80 64	158 H Alabama	72 62
24 A Oregon St.	63 71			95 H Idaho St.	74 60	159 A Washington St.	72 68
						159 H Washington St.	75 67
						175 A Colorado	76 61
						175 H Colorado	78 59
						199 N Hawaii	73 48
						205 A Eastern Wash.	95 51
						216 N Florida	74 58
						245 A Nevada	74 52
						275 H Long Beach St.	82 59
						287 H Utah Valley	85 47
						313 H Weber St.	77 56
						338 H Seattle U	89 62
LAST 12 Division I GAMES:							
133 N Washington	54 64	23 A Arizona St.	58 60				
199 N Hawaii	73 48	80 A Arizona	55 66				
52 A Southern California	77 83	33 H UCLA	90 100				
33 A UCLA	60 76	52 H Southern California	80 84				
159 H Washington St.	75 67	24 A Oregon St.	63 71				
133 H Washington	88 56	5 A Oregon	65 87				

Non-Div I Games:

Utah

■ Loss,
 ■ Non-Conf, S Site,
 ■ Home
 ■ Away
 N Neutral

Average RPI Win:	231	WON-LOST	WINNING	LAST 10	STRENGTH OF	OPP. STRENGTH	TEAM	ADJ.	CONF.	ADJ CONF.
Average RPI Loss:	126	RECORD	PCT. RANK	GAMES	SCHEDULE	OF SCHEDULE	RPI	RPI	RPI	RPI
DIV. I ONLY	15- 15	170	1- 0	228	103	179	179	15	15	
DIV. I NON-CONF.	4- 6	212	0- 0	239	31	214	214	13	13	
TOTALS	RPI 1-25	RPI 26-50	W-L RECORDS	RPI 51-100	RPI 101-150	RPI 150+				
15- 15	0- 1	1- 1	OVERALL	1- 5	0- 2	13- 6				
7- 6	0- 1	1- 1	HOME	1- 1	0- 1	5- 2				
7- 6	0- 0	0- 0	AWAY	0- 2	0- 1	7- 3				
1- 3	0- 0	0- 0	NEUTRAL	0- 2	0- 0	1- 1				
4- 6	0- 1	0- 1	NON-CONFERENCE	0- 1	0- 0	4- 3				
1- 3	0- 1	0- 1	HOME	0- 0	0- 0	1- 1				
3- 1	0- 0	0- 0	AWAY	0- 0	0- 0	3- 1				
0- 2	0- 0	0- 0	NEUTRAL	0- 1	0- 0	0- 1				
11- 9	0- 0	1- 0	CONFERENCE	1- 4	0- 2	9- 3				
6- 3	0- 0	1- 0	HOME	1- 1	0- 1	4- 1				
4- 5	0- 0	0- 0	AWAY	0- 2	0- 1	4- 2				
1- 1	0- 0	0- 0	NEUTRAL	0- 1	0- 0	1- 0				

RPI 1-25				RPI 26-50				RPI 51-100				RPI 101+ Team's RPI: 179			
RPI	S	Opponent	Score	RPI	S	Opponent	Score	RPI	S	Opponent	Score	RPI	S	Opponent	Score
5	H	Oregon	58 88	32	H	BYU	57 62	52	N	Southern California	46 55	119	A	Fresno St.	59 70
				46	H	Boise St.	81 68	53	A	New Mexico	56 74	119	H	Fresno St.	53 64
								53	H	New Mexico	64 68	159	A	Washington St.	72 61
								60	A	Wyoming	35 53	175	N	Colorado	68 78
								60	H	Wyoming	50 42	187	A	North Texas	57 41
								60	N	Wyoming	41 64	189	A	Portland	54 61
												200	A	UNLV	56 77
												202	A	San Diego St.	65 52
												202	H	San Diego St.	54 56
												245	A	Nevada	71 59
												245	H	Nevada	79 76
												275	H	Long Beach St.	48 50
												279	A	Colorado St.	72 53
												279	H	Colorado St.	70 59
												279	N	Colorado St.	62 59
												287	H	Utah Valley	67 62
												295	A	Air Force	48 44
												295	H	Air Force	64 55
												298	A	San Jose St.	59 68
												298	H	San Jose St.	82 49
												303	A	UTSA	62 56
LAST 12 Division I GAMES:															
				279	N	Colorado St.	62 59	53	A	New Mexico	56 74				
				60	N	Wyoming	41 64	295	H	Air Force	64 55				
				279	H	Colorado St.	70 59	60	A	Wyoming	35 53				
				245	A	Nevada	71 59	202	H	San Diego St.	54 56				
				202	A	San Diego St.	65 52	119	H	Fresno St.	53 64				
				46	H	Boise St.	81 68	200	A	UNLV	56 77				

Non-Div I Games: Northern N.M. 106 35

Utah St.

■ Loss,
 ■ Non-Conf, S Site,
 ■ Home
 ■ Away
 N Neutral

Utah Valley

Through Games Of March 11, 2019

Average RPI Win:	291	WON-LOST	WINNING	LAST 10	STRENGTH OF	OPP. STRENGTH	TEAM	ADJ.	CONF.	ADJ CONF.
Average RPI Loss:	194	RECORD	PCT. RANK	GAMES	SCHEDULE	OF SCHEDULE	RPI	RPI	RPI	RPI
DIV. I ONLY	11- 15	218	0- 1	323	321	287	287	31	31	
DIV. I NON-CONF.	3- 7	256	0- 0	231	232	290	290	30	30	
TOTALS	RPI 1-25	RPI 26-50	W-L RECORDS	RPI 51-100	RPI 101-150	RPI 150+				
11- 15	0- 0	0- 1	OVERALL	0- 2	0- 2	11- 10				
8- 5	0- 0	0- 1	HOME	0- 0	0- 1	8- 3				
3- 10	0- 0	0- 0	AWAY	0- 2	0- 1	3- 7				
0- 0	0- 0	0- 0	NEUTRAL	0- 0	0- 0	0- 0				
3- 7	0- 0	0- 1	NON-CONFERENCE	0- 2	0- 0	3- 4				
3- 2	0- 0	0- 1	HOME	0- 0	0- 0	3- 1				
0- 5	0- 0	0- 0	AWAY	0- 2	0- 0	0- 3				
0- 0	0- 0	0- 0	NEUTRAL	0- 0	0- 0	0- 0				
8- 8	0- 0	0- 0	CONFERENCE	0- 0	0- 2	8- 6				
5- 3	0- 0	0- 0	HOME	0- 0	0- 1	5- 2				
3- 5	0- 0	0- 0	AWAY	0- 0	0- 1	3- 4				
0- 0	0- 0	0- 0	NEUTRAL	0- 0	0- 0	0- 0				

RPI 1-25			RPI 26-50			RPI 51-100			RPI 101+			Team's RPI: 287			
RPI	S	Opponent	Score	RPI	S	Opponent	Score	RPI	S	Opponent	Score	RPI	S	Opponent	Score
32	H	BYU	51 77	93	A	Utah	47 85	134	A	New Mexico St.	52 58	134	H	New Mexico St.	63 72
				95	A	Idaho St.	68 80					152	H	UC Riverside	56 53
												179	A	Utah St.	62 67
												189	H	Portland	60 65
												215	A	California Baptist	54 83
												215	H	California Baptist	74 92
												229	A	UTRGV	57 55
												229	H	UTRGV	72 57
												242	A	UMKC	64 97
												242	H	UMKC	64 68
												253	A	Cal St. Fullerton	55 56
												268	A	Southern Utah	59 60
												276	A	CSU Bakersfield	73 92
												276	H	CSU Bakersfield	78 70
												290	H	UC Santa Barbara	63 54
												313	H	Weber St.	65 59
												338	A	Seattle U	58 55
												338	H	Seattle U	63 56
												341	A	Grand Canyon	54 64
												341	H	Grand Canyon	57 46
												349	A	Chicago St.	70 65
												349	H	Chicago St.	76 61
LAST 12 Division I GAMES:															
276	A	CSU Bakersfield	73 92	134	H	New Mexico St.	63 72	341	A	Grand Canyon	54 64	338	H	Seattle U	63 56
341	A	Grand Canyon	54 64	215	A	California Baptist	54 83	349	H	Chicago St.	76 61	242	H	UMKC	64 68
215	H	California Baptist	74 92	349	A	Chicago St.	70 65	134	A	New Mexico St.	52 58				
242	A	UMKC	64 97												
349	A	Chicago St.	70 65												
229	H	UTRGV	72 57												

Non-Div I Games: Ottawa (AZ) 90 61 La Verne 86 79 Arizona Christian 76 68

Utah Valley

Loss, Non-Conf, S Site, H Home A Away N Neutral

Average RPI Win:	209	WON-LOST	WINNING	LAST 10	STRENGTH OF	OPP. STRENGTH	TEAM	ADJ.	CONF.	ADJ CONF.
Average RPI Loss:	117	RECORD	PCT. RANK	GAMES	SCHEDULE	OF SCHEDULE	RPI	RPI	RPI	RPI
DIV. I ONLY	23- 9	56	1- 0	203	151	91	91	17	17	
DIV. I NON-CONF.	8- 5	119	0- 0	177	143	112	112	16	16	
TOTALS	RPI 1-25	RPI 26-50	W-L RECORDS	RPI 51-100	RPI 101-150	RPI 150+				
23- 9	0- 0	0- 1	OVERALL	2- 4	3- 2	18- 2				
12- 1	0- 0	0- 0	HOME	0- 1	2- 0	10- 0				
8- 6	0- 0	0- 1	AWAY	2- 2	0- 1	6- 2				
3- 2	0- 0	0- 0	NEUTRAL	0- 1	1- 1	2- 0				
8- 5	0- 0	0- 1	NON-CONFERENCE	1- 3	1- 1	6- 0				
4- 1	0- 0	0- 0	HOME	0- 1	1- 0	3- 0				
3- 3	0- 0	0- 1	AWAY	1- 2	0- 0	2- 0				
1- 1	0- 0	0- 0	NEUTRAL	0- 0	0- 1	1- 0				
15- 4	0- 0	0- 0	CONFERENCE	1- 1	2- 1	12- 2				
8- 0	0- 0	0- 0	HOME	0- 0	1- 0	7- 0				
5- 3	0- 0	0- 0	AWAY	1- 0	0- 1	4- 2				
2- 1	0- 0	0- 0	NEUTRAL	0- 1	1- 0	1- 0				

RPI 1-25			RPI 26-50			RPI 51-100			Team's RPI: 91			RPI 101+			
RPI	S	Opponent	Score	RPI	S	Opponent	Score	RPI	S	Opponent	Score	RPI	S	Opponent	Score
36	A	North Carolina	47 59	68	A	Georgetown	47 45	115	H	Dayton	64 62				
				76	A	Cincinnati	54 66	115	N	Dayton	61 52				
				84	A	Fordham	47 44	116	H	UNCW	58 47				
				84	N	Fordham	47 62	130	N	IUPUI	61 63				
				87	H	Radford	49 54	136	A	Duquesne	68 71				
				100	A	Old Dominion	57 60	151	H	Wake Forest	53 40				
								154	H	Davidson	61 54				
								161	A	William & Mary	72 55				
								181	A	Saint Louis	60 76				
								181	H	Saint Louis	57 47				
								197	A	N.C. A&T	54 48				
								204	H	Massachusetts	52 48				
								220	A	George Washington	48 57				
								227	A	George Mason	62 38				
								236	A	Saint Joseph's	65 47				
								236	H	Saint Joseph's	59 40				
								236	N	Saint Joseph's	58 47				
								258	H	Rhode Island	74 39				
								261	A	St. Bonaventure	59 50				
								272	A	Richmond	68 43				
								272	H	Richmond	58 37				
								284	H	La Salle	68 38				
								313	N	Weber St.	64 36				
								337	H	Delaware St.	97 55				
								340	H	Longwood	84 55				
LAST 12 Division I GAMES:															
236	N	Saint Joseph's	58 47	227	A	George Mason	62 38								
115	N	Dayton	61 52	115	H	Dayton	64 62								
84	N	Fordham	47 62	272	H	Richmond	58 37								
154	H	Davidson	61 54	261	A	St. Bonaventure	59 50								
181	A	Saint Louis	60 76	236	A	Saint Joseph's	65 47								
136	A	Duquesne	68 71	204	H	Massachusetts	52 48								

Non-Div I Games:

VCU

■ Loss,
 ■ Non-Conf, S Site,
 ■ Home
 ■ Away
 N Neutral

Valparaiso

Through Games Of March 11, 2019

Average RPI Win:	280	WON-LOST	WINNING	LAST 10	STRENGTH OF	OPP. STRENGTH	TEAM	ADJ.	CONF.	ADJ CONF.
Average RPI Loss:	161	RECORD	PCT. RANK	GAMES	SCHEDULE	OF SCHEDULE	RPI	RPI	RPI	RPI
DIV. I ONLY	7- 23	304	1- 0	262	203	310	310	13	13	
DIV. I NON-CONF.	4- 8	241	0- 0	333	296	331	331	15	15	
TOTALS	RPI 1-25	RPI 26-50	W-L RECORDS	RPI 51-100	RPI 101-150	RPI 150+				
7- 23	0- 2	0- 1	OVERALL	0- 5	1- 6	6- 9				
4- 11	0- 1	0- 1	HOME	0- 3	1- 2	3- 4				
2- 12	0- 1	0- 0	AWAY	0- 2	0- 4	2- 5				
1- 0	0- 0	0- 0	NEUTRAL	0- 0	0- 0	1- 0				
4- 8	0- 0	0- 1	NON-CONFERENCE	0- 1	0- 1	4- 5				
1- 5	0- 0	0- 1	HOME	0- 1	0- 0	1- 3				
2- 3	0- 0	0- 0	AWAY	0- 0	0- 1	2- 2				
1- 0	0- 0	0- 0	NEUTRAL	0- 0	0- 0	1- 0				
3- 15	0- 2	0- 0	CONFERENCE	0- 4	1- 5	2- 4				
3- 6	0- 1	0- 0	HOME	0- 2	1- 2	2- 1				
0- 9	0- 1	0- 0	AWAY	0- 2	0- 3	0- 3				
0- 0	0- 0	0- 0	NEUTRAL	0- 0	0- 0	0- 0				

RPI 1-25				RPI 26-50				RPI 51-100				RPI 101+ Team's RPI: 310			
RPI	S	Opponent	Score	RPI	S	Opponent	Score	RPI	S	Opponent	Score	RPI	S	Opponent	Score
16	A	Drake	53 84	48	H	Miami (OH)	47 68	70	A	Missouri St.	63 108	129	A	Morehead St.	62 68
16	H	Drake	62 88					70	H	Missouri St.	58 77	141	A	Illinois St.	53 74
								75	H	Toledo	59 65	141	H	Illinois St.	67 70
								90	A	UNI	52 71	149	A	Southern Ill.	65 87
								90	H	UNI	56 64	149	H	Southern Ill.	47 58
												150	A	Bradley	76 87
												150	H	Bradley	76 73
												212	H	Bowling Green	72 79
												221	H	North Dakota	56 62
												225	A	Illinois	54 73
												230	A	Indiana St.	59 67
												230	H	Indiana St.	82 86
												247	N	St. Francis Brooklyn	78 76
												254	A	Loyola Chicago	54 80
												254	H	Loyola Chicago	81 74
												294	H	Eastern Ill.	62 60
												319	H	North Dakota St.	48 51
												329	A	Evansville	65 77
												329	H	Evansville	93 49
												334	A	Purdue Fort Wayne	68 64
												339	A	UIC	65 75
												349	A	Chicago St.	76 70
LAST 12 Division I GAMES:															
254	H	Loyola Chicago	81 74	329	A	Evansville	65 77								
141	A	Illinois St.	53 74	90	H	UNI	56 64								
150	A	Bradley	76 87	16	H	Drake	62 88								
149	H	Southern Ill.	47 58	141	H	Illinois St.	67 70								
70	H	Missouri St.	58 77	150	H	Bradley	76 73								
230	A	Indiana St.	59 67	70	A	Missouri St.	63 108								

Non-Div I Games:

Valparaiso

■ Loss,
 ■ Non-Conf,
 ■ S Site,
 ■ Home
 ■ A Away
 N Neutral

Vanderbilt

Through Games Of March 11, 2019

Average RPI Win:	242	WON-LOST	WINNING	LAST 10	STRENGTH OF	OPP. STRENGTH	TEAM	ADJ.	CONF.	ADJ CONF.
Average RPI Loss:	74	RECORD	PCT. RANK	GAMES	SCHEDULE	OF SCHEDULE	RPI	RPI	RPI	RPI
DIV. I ONLY	7- 23	304	0- 1	53	45	206	206	5	5	
DIV. I NON-CONF.	5- 8	224	0- 0	92	58	183	183	5	5	
TOTALS	RPI 1-25	RPI 26-50	W-L RECORDS	RPI 51-100	RPI 101-150	RPI 150+				
7- 23	0- 8	0- 4	OVERALL	1- 5	0- 1	6- 5				
5- 9	0- 1	0- 2	HOME	0- 2	0- 1	5- 3				
2- 10	0- 5	0- 2	AWAY	1- 2	0- 0	1- 1				
0- 4	0- 2	0- 0	NEUTRAL	0- 1	0- 0	0- 1				
5- 8	0- 3	0- 2	NON-CONFERENCE	0- 2	0- 0	5- 1				
4- 2	0- 0	0- 1	HOME	0- 0	0- 0	4- 1				
1- 3	0- 1	0- 1	AWAY	0- 1	0- 0	1- 0				
0- 3	0- 2	0- 0	NEUTRAL	0- 1	0- 0	0- 0				
2- 15	0- 5	0- 2	CONFERENCE	1- 3	0- 1	1- 4				
1- 7	0- 1	0- 1	HOME	0- 2	0- 1	1- 2				
1- 7	0- 4	0- 1	AWAY	1- 1	0- 0	0- 1				
0- 1	0- 0	0- 0	NEUTRAL	0- 0	0- 0	0- 1				

RPI S	Opponent	Score	RPI S	Opponent	Score	RPI S	Opponent	Score	RPI S	Opponent	Score	Team's RPI: 206
6 N	UConn	42 80	26 H	Central Mich.	57 66	58 A	Tennessee	76 69	111 H	Georgia	64 71	
8 A	Mississippi St.	70 86	29 A	Missouri	46 69	58 H	Tennessee	65 82	158 H	Alabama	65 84	
9 A	NC State	54 74	31 A	Kansas St.	61 72	66 A	Arkansas	62 83	158 N	Alabama	57 74	
17 A	Texas A&M	53 69	49 H	Auburn	70 72	69 A	Middle Tenn.	58 65	198 H	North Ala.	71 74	
17 H	Texas A&M	43 50				86 H	LSU	68 79	216 H	Florida	66 78	
18 N	Miami (FL)	65 90				92 N	Creighton	55 75	218 A	Ball St.	60 43	
19 A	South Carolina	69 80							237 A	Ole Miss	60 65	
21 A	Kentucky	55 77							237 H	Ole Miss	80 68	
									259 H	Austin Peay	99 70	
									289 H	Samford	77 52	
									304 H	Tennessee St.	89 63	
									331 H	Presbyterian	78 43	
LAST 12 Division I GAMES:												
158 N	Alabama	57 74	237 A	Ole Miss	60 65							
216 H	Florida	66 78	29 A	Missouri	46 69							
58 A	Tennessee	76 69	58 H	Tennessee	65 82							
8 A	Mississippi St.	70 86	17 A	Texas A&M	53 69							
158 H	Alabama	65 84	19 A	South Carolina	69 80							
86 H	LSU	68 79	237 H	Ole Miss	80 68							

Non-Div I Games:

Vanderbilt

Loss, Non-Conf, S Site, H Home A Away N Neutral

Average RPI Win: 287	WON-LOST	WINNING	LAST 10	STRENGTH OF	OPP. STRENGTH	TEAM	ADJ.	CONF.	ADJ CONF.
Average RPI Loss: 164	RECORD	PCT. RANK	GAMES	SCHEDULE	OF SCHEDULE	RPI	RPI	RPI	RPI
DIV. I ONLY	10- 18	248	0- 1	254	281	278	278	23	23
DIV. I NON-CONF.	3- 8	267	0- 0	252	283	300	300	24	24
TOTALS	RPI 1-25	RPI 26-50	W-L RECORDS	RPI 51-100	RPI 101-150	RPI 150+			
10- 18	0- 0	0- 0	OVERALL	0- 3	0- 7	10- 8			
6- 9	0- 0	0- 0	HOME	0- 2	0- 3	6- 4			
4- 9	0- 0	0- 0	AWAY	0- 1	0- 4	4- 4			
0- 0	0- 0	0- 0	NEUTRAL	0- 0	0- 0	0- 0			
3- 8	0- 0	0- 0	NON-CONFERENCE	0- 1	0- 2	3- 5			
2- 5	0- 0	0- 0	HOME	0- 1	0- 1	2- 3			
1- 3	0- 0	0- 0	AWAY	0- 0	0- 1	1- 2			
0- 0	0- 0	0- 0	NEUTRAL	0- 0	0- 0	0- 0			
7- 10	0- 0	0- 0	CONFERENCE	0- 2	0- 5	7- 3			
4- 4	0- 0	0- 0	HOME	0- 1	0- 2	4- 1			
3- 6	0- 0	0- 0	AWAY	0- 1	0- 3	3- 2			
0- 0	0- 0	0- 0	NEUTRAL	0- 0	0- 0	0- 0			

RPI S	Opponent	Score	RPI S	Opponent	Score	RPI S	Opponent	Score	RPI S	Opponent	Score	Team's RPI: 278
						59	A Maine	45 66	104	A Hartford	32 61	
						59	H Maine	51 63	104	H Hartford	48 76	
						64	H Drexel	44 60	114	A South Fla.	55 102	
									137	H Yale	55 58	
									138	A Stony Brook	48 58	
									138	A Stony Brook	58 69	
									138	H Stony Brook	61 67	
									153	A Kansas	36 77	
									171	H Rider	54 49	
									176	H Holy Cross	40 65	
									211	H Dartmouth	42 66	
									235	A Albany (NY)	40 65	
									235	H Albany (NY)	52 39	
									251	A Binghamton	58 57	
									251	H Binghamton	50 59	
									258	H Rhode Island	58 61	
									288	A Canisius	46 67	
									305	A UMBC	58 44	
									305	H UMBC	58 50	
									316	A New Hampshire	51 50	
									316	H New Hampshire	69 60	
									318	H Wagner	56 54	
									323	A NJIT	71 63	
									326	A UMass Lowell	51 54	
									326	H UMass Lowell	52 42	
LAST 12 Division I GAMES:												
138	A Stony Brook	58 69	316	A New Hampshire	51 50							
64	H Drexel	44 60	235	A Albany (NY)	40 65							
138	A Stony Brook	48 58	59	A Maine	45 66							
251	H Binghamton	50 59	326	H UMass Lowell	52 42							
305	H UMBC	58 50	138	H Stony Brook	61 67							
104	H Hartford	48 76	305	A UMBC	58 44							

Non-Div I Games: Norwich 78 28

Vermont

■ Loss,
 ■ Non-Conf,
 ■ S Site,
 ■ H Home
 ■ A Away
 N Neutral

Average RPI Win: 141	WON-LOST	WINNING	LAST 10	STRENGTH OF	OPP. STRENGTH	TEAM	ADJ.	CONF.	ADJ CONF.
Average RPI Loss: 56	RECORD	PCT. RANK	GAMES	SCHEDULE	OF SCHEDULE	RPI	RPI	RPI	RPI
DIV. I ONLY	18- 12	117	0- 1	46	57	55	55	6	6
DIV. I NON-CONF.	9- 2	43	0- 0	50	77	20	20	4	4
TOTALS	RPI 1-25	RPI 26-50	W-L RECORDS	RPI 51-100	RPI 101-150	RPI 150+			
18- 12	0- 5	0- 0	OVERALL	5- 5	7- 2	6- 0			
10- 4	0- 2	0- 0	HOME	3- 1	4- 1	3- 0			
8- 6	0- 3	0- 0	AWAY	2- 2	3- 1	3- 0			
0- 2	0- 0	0- 0	NEUTRAL	0- 2	0- 0	0- 0			
9- 2	0- 1	0- 0	NON-CONFERENCE	2- 1	3- 0	4- 0			
5- 0	0- 0	0- 0	HOME	1- 0	2- 0	2- 0			
4- 1	0- 1	0- 0	AWAY	1- 0	1- 0	2- 0			
0- 1	0- 0	0- 0	NEUTRAL	0- 1	0- 0	0- 0			
9- 10	0- 4	0- 0	CONFERENCE	3- 4	4- 2	2- 0			
5- 4	0- 2	0- 0	HOME	2- 1	2- 1	1- 0			
4- 5	0- 2	0- 0	AWAY	1- 2	2- 1	1- 0			
0- 1	0- 0	0- 0	NEUTRAL	0- 1	0- 0	0- 0			

RPI S	Opponent	Score	RPI S	Opponent	Score	RPI S	Opponent	Score	RPI S	Opponent	Score
12	A Marquette	55 93				51	H Princeton	67 46	104	H Hartford	59 41
12	H Marquette	55 91				57	A Penn	58 50	111	H Georgia	62 56
15	A UCF	56 71				68	A Georgetown	63 68	112	A St. John's (NY)	73 57
22	A DePaul	70 93				68	H Georgetown	91 43	112	H St. John's (NY)	62 66
22	H DePaul	59 66				68	N Georgetown	67 76	118	A Providence	61 67
						73	N Virginia Tech	59 61	118	H Providence	53 33
						74	A Butler	60 62	126	A Lehigh	70 48
						74	H Butler	55 63	140	A Seton Hall	70 66
						92	A Creighton	54 52	140	H Seton Hall	73 68
						92	H Creighton	67 62	166	H Temple	76 68
									214	A Xavier	68 63
									214	H Xavier	75 71
									220	A George Washington	60 45
									236	A Saint Joseph's	47 35
									284	H La Salle	81 68
LAST 12 Division I GAMES:											
68	N Georgetown	67 76	12	A Marquette	55 93						
74	A Butler	60 62	22	A DePaul	70 93						
214	A Xavier	68 63	92	H Creighton	67 62						
140	H Seton Hall	73 68	118	H Providence	53 33						
112	H St. John's (NY)	62 66	112	A St. John's (NY)	73 57						
68	H Georgetown	91 43	140	A Seton Hall	70 66						

Non-Div I Games:

Villanova

Average RPI Win:	127	WON-LOST	WINNING	LAST 10	STRENGTH OF	OPP. STRENGTH	TEAM	ADJ.	CONF.	ADJ CONF.
Average RPI Loss:	48	RECORD	PCT. RANK	GAMES	SCHEDULE	OF SCHEDULE	RPI	RPI	RPI	RPI
DIV. I ONLY	12- 19	236	1- 0	2	14	96	96	1	1	
DIV. I NON-CONF.	6- 7	172	0- 0	17	82	102	102	1	1	
TOTALS	RPI 1-25	RPI 26-50	W-L RECORDS	RPI 51-100	RPI 101-150	RPI 150+				
12- 19	0- 10	0- 4	OVERALL	5- 2	5- 0	2- 3				
8- 8	0- 4	0- 1	HOME	4- 1	2- 0	2- 2				
2- 9	0- 5	0- 3	AWAY	1- 1	1- 0	0- 0				
2- 2	0- 1	0- 0	NEUTRAL	0- 0	2- 0	0- 1				
6- 7	0- 2	0- 2	NON-CONFERENCE	2- 1	2- 0	2- 2				
4- 4	0- 1	0- 1	HOME	1- 1	1- 0	2- 1				
1- 2	0- 1	0- 1	AWAY	1- 0	0- 0	0- 0				
1- 1	0- 0	0- 0	NEUTRAL	0- 0	1- 0	0- 1				
6- 12	0- 8	0- 2	CONFERENCE	3- 1	3- 0	0- 1				
4- 4	0- 3	0- 0	HOME	3- 0	1- 0	0- 1				
1- 7	0- 4	0- 2	AWAY	0- 1	1- 0	0- 0				
1- 1	0- 1	0- 0	NEUTRAL	0- 0	1- 0	0- 0				

RPI 1-25				RPI 26-50				RPI 51-100				RPI 101+			
RPI	S	Opponent	Score	RPI	S	Opponent	Score	RPI	S	Opponent	Score	RPI	S	Opponent	Score
1	A	Notre Dame	66 103	26	H	Central Mich.	61 74	65	H	Georgia Tech	53 45	107	H	Charlotte	65 61
3	A	Louisville	43 91	36	A	North Carolina	53 70	73	A	Virginia Tech	45 63	114	N	South Fla.	74 67
3	H	Louisville	49 71	41	A	Michigan St.	66 91	73	H	Virginia Tech	62 58	127	A	Pittsburgh	74 57
8	H	Mississippi St.	44 72	50	A	Clemson	65 71	78	H	American	57 54	132	H	Boston College	79 77
9	H	NC State	38 66					79	H	Duke	53 47	132	N	Boston College	77 61
10	A	Syracuse	68 72					87	H	Radford	44 57	151	H	Wake Forest	42 52
10	N	Syracuse	57 67					100	A	Old Dominion	73 67	158	N	Alabama	52 64
18	A	Miami (FL)	59 72									181	H	Saint Louis	65 67
20	H	Florida St.	61 63									197	H	N.C. A&T	67 57
21	A	Kentucky	51 63									314	H	Coppin St.	55 41
LAST 12 Division I GAMES:															
132	N	Boston College	77 61	36	A	North Carolina	53 70	79	H	Duke	53 47				
10	N	Syracuse	57 67					132	H	Boston College	79 77				
1	A	Notre Dame	66 103	18	A	Miami (FL)	59 72	10	A	Syracuse	68 72				
73	A	Virginia Tech	45 63	65	H	Georgia Tech	53 45	151	H	Wake Forest	42 52				
3	H	Louisville	49 71												

Non-Div I Games:

Virginia

■ Loss,
 ■ Non-Conf, S Site,
 ■ Home
 ■ Away
 N Neutral

Average RPI Win:	159	WON-LOST	WINNING	LAST 10	STRENGTH OF	OPP. STRENGTH	TEAM	ADJ.	CONF.	ADJ CONF.
Average RPI Loss:	33	RECORD	PCT. RANK	GAMES	SCHEDULE	OF SCHEDULE	RPI	RPI	RPI	RPI
DIV. I ONLY	20- 11	95	1- 0	84	15	73	73	1	1	
DIV. I NON-CONF.	13- 0	1	0- 0	242	139	31	31	1	1	
TOTALS	RPI 1-25	RPI 26-50	W-L RECORDS	RPI 51-100	RPI 101-150	RPI 150+				
20- 11	1- 6	1- 3	OVERALL	4- 2	4- 0	10- 0				
11- 5	1- 4	1- 1	HOME	2- 0	0- 0	7- 0				
4- 5	0- 2	0- 1	AWAY	1- 2	2- 0	1- 0				
5- 1	0- 0	0- 1	NEUTRAL	1- 0	2- 0	2- 0				
13- 0	0- 0	1- 0	NON-CONFERENCE	2- 0	2- 0	8- 0				
8- 0	0- 0	1- 0	HOME	1- 0	0- 0	6- 0				
1- 0	0- 0	0- 0	AWAY	0- 0	0- 0	1- 0				
4- 0	0- 0	0- 0	NEUTRAL	1- 0	2- 0	1- 0				
7- 11	1- 6	0- 3	CONFERENCE	2- 2	2- 0	2- 0				
3- 5	1- 4	0- 1	HOME	1- 0	0- 0	1- 0				
3- 5	0- 2	0- 1	AWAY	1- 2	2- 0	0- 0				
1- 1	0- 0	0- 1	NEUTRAL	0- 0	0- 0	1- 0				

RPI 1-25				RPI 26-50				RPI 51-100 Team's RPI: 73				RPI 101+			
RPI	S	Opponent	Score	RPI	S	Opponent	Score	RPI	S	Opponent	Score	RPI	S	Opponent	Score
1	H	Notre Dame	51 80	27	H	Rutgers	67 51	55	N	Villanova	61 59	101	N	Ohio St.	81 73
3	H	Louisville	63 72	36	H	North Carolina	69 81	65	A	Georgia Tech	68 76	115	N	Dayton	69 57
9	A	NC State	61 70	50	A	Clemson	66 73	79	A	Duke	64 57	127	A	Pittsburgh	74 58
10	H	Syracuse	73 75	50	N	Clemson	79 80	87	H	Radford	55 44	132	A	Boston College	95 86
18	A	Miami (FL)	61 68					96	A	Virginia	58 62	151	H	Wake Forest	69 57
18	H	Miami (FL)	73 65					96	H	Virginia	63 45	151	N	Wake Forest	85 63
20	H	Florida St.	54 56									170	H	Chattanooga	74 59
												186	A	Liberty	72 61
												219	H	Monmouth	82 49
												224	H	Mt. St. Mary's	83 51
												272	N	Richmond	85 57
												285	H	Ga. Southern	78 49
												340	H	Longwood	93 39
												343	H	USC Upstate	96 45
LAST 12 Division I GAMES:															
151	N	Wake Forest	85 63	65	A	Georgia Tech	68 76								
50	N	Clemson	79 80	79	A	Duke	64 57								
151	H	Wake Forest	69 57	3	H	Louisville	63 72								
96	H	Virginia	63 45	132	A	Boston College	95 86								
50	A	Clemson	66 73	127	A	Pittsburgh	74 58								
18	H	Miami (FL)	73 65	20	H	Florida St.	54 56								

Non-Div I Games:

Virginia Tech

■ Loss,
 ■ Non-Conf,
 ■ S Site,
 ■ H Home
 ■ A Away
 N Neutral

Average RPI Win:	317	WON-LOST	WINNING	LAST 10	STRENGTH OF	OPP. STRENGTH	TEAM	ADJ.	CONF.	ADJ CONF.
Average RPI Loss:	219	RECORD	PCT. RANK	GAMES	SCHEDULE	OF SCHEDULE	RPI	RPI	RPI	RPI
DIV. I ONLY	9- 20	268	0- 1	330	349	318	318	30	30	
DIV. I NON-CONF.	1- 9	326	0- 0	309	340	343	343	31	31	
TOTALS	RPI 1-25	RPI 26-50	W-L RECORDS	RPI 51-100	RPI 101-150	RPI 150+				
9- 20	0- 0	0- 0	OVERALL	0- 1	0- 3	9- 16				
5- 7	0- 0	0- 0	HOME	0- 0	0- 1	5- 6				
4- 12	0- 0	0- 0	AWAY	0- 1	0- 2	4- 9				
0- 1	0- 0	0- 0	NEUTRAL	0- 0	0- 0	0- 1				
1- 9	0- 0	0- 0	NON-CONFERENCE	0- 1	0- 3	1- 5				
0- 3	0- 0	0- 0	HOME	0- 0	0- 1	0- 2				
1- 5	0- 0	0- 0	AWAY	0- 1	0- 2	1- 2				
0- 1	0- 0	0- 0	NEUTRAL	0- 0	0- 0	0- 1				
8- 11	0- 0	0- 0	CONFERENCE	0- 0	0- 0	8- 11				
5- 4	0- 0	0- 0	HOME	0- 0	0- 0	5- 4				
3- 7	0- 0	0- 0	AWAY	0- 0	0- 0	3- 7				
0- 0	0- 0	0- 0	NEUTRAL	0- 0	0- 0	0- 0				

W
a
g
n
e
rW
a
g
n
e
r

RPI 1-25			RPI 26-50			RPI 51-100			RPI 101+ Team's RPI: 318		
RPI	S	Opponent	Score	RPI	S	Opponent	Score	RPI	S	Opponent	Score
						84 A Fordham	59 80	137 H Yale		41 74	
								138 A Stony Brook		45 70	
								140 A Seton Hall		40 95	
								177 A Robert Morris		46 69	
								177 H Robert Morris		57 77	
								180 A Sacred Heart		64 72	
								180 A Sacred Heart		51 68	
								180 H Sacred Heart		68 80	
								208 A Saint Francis (PA)		70 107	
								208 H Saint Francis (PA)		58 67	
								224 A Mt. St. Mary's		66 81	
								224 H Mt. St. Mary's		92 76	
								247 A St. Francis Brooklyn		61 76	
								247 H St. Francis Brooklyn		87 85	
								274 N Siena		71 74	
								278 A Vermont		54 56	
								291 H Army West Point		46 61	
								293 A Bryant		73 76	
								293 H Bryant		69 84	
								317 H Lafayette		43 66	
								327 A Central Conn. St.		75 63	
								327 H Central Conn. St.		70 62	
								340 A Longwood		86 60	
								344 A Fairleigh Dickinson		60 44	
								344 H Fairleigh Dickinson		71 59	
								347 A Saint Peter's		57 69	
LAST 12 Division I GAMES:											
180 A		Sacred Heart	51 68	344 A		Fairleigh Dickinson	60 44	327 H		Central Conn. St.	70 62
274 N		Siena	71 74	224 A		Mt. St. Mary's	66 81	340 A		Longwood	86 60
293 A		Bryant	73 76	327 H		Central Conn. St.	70 62	344 A		Fairleigh Dickinson	60 44
208 H		Saint Francis (PA)	58 67	247 H		St. Francis Brooklyn	87 85	344 H		Fairleigh Dickinson	71 59
177 H		Robert Morris	57 77	351 A		LIU Brooklyn	66 62	347 A		Saint Peter's	57 69
293 H		Bryant	69 84	351 H		LIU Brooklyn	72 62				

Non-Div I Games: Staten Island 86 59

Wagner

Loss, Non-Conf, S Site, H Home A Away N Neutral

W
a
g
n
e
r

Wagner
RPI S Opponent Score

Through Games Of March 11, 2019

RPI	S	Opponent	Score	
351	A	LIU Brooklyn	66	62
351	H	LIU Brooklyn	72	62

W
a
g
n
e
r

Wagner

Wake Forest

Through Games Of March 11, 2019

Average RPI Win:	166	WON-LOST	WINNING	LAST 10	STRENGTH OF	OPP. STRENGTH	TEAM	ADJ.	CONF.	ADJ CONF.
Average RPI Loss:	66	RECORD	PCT. RANK	GAMES	SCHEDULE	OF SCHEDULE	RPI	RPI	RPI	RPI
DIV. I ONLY	10- 20	262	0- 1	20	51	151	151	1	1	
DIV. I NON-CONF.	9- 4	85	0- 0	62	279	79	79	1	1	
TOTALS	RPI 1-25	RPI 26-50	W-L RECORDS	RPI 51-100	RPI 101-150	RPI 150+				
10- 20	1- 7	0- 3	OVERALL	1- 6	4- 2	4- 2				
7- 10	1- 3	0- 2	HOME	0- 2	3- 2	3- 1				
2- 9	0- 4	0- 1	AWAY	1- 3	1- 0	0- 1				
1- 1	0- 0	0- 0	NEUTRAL	0- 1	0- 0	1- 0				
9- 4	1- 0	0- 1	NON-CONFERENCE	0- 1	4- 0	4- 2				
7- 2	1- 0	0- 1	HOME	0- 0	3- 0	3- 1				
1- 2	0- 0	0- 0	AWAY	0- 1	1- 0	0- 1				
1- 0	0- 0	0- 0	NEUTRAL	0- 0	0- 0	1- 0				
1- 16	0- 7	0- 2	CONFERENCE	1- 5	0- 2	0- 0				
0- 8	0- 3	0- 1	HOME	0- 2	0- 2	0- 0				
1- 7	0- 4	0- 1	AWAY	1- 2	0- 0	0- 0				
0- 1	0- 0	0- 0	NEUTRAL	0- 1	0- 0	0- 0				

RPI 1-25				RPI 26-50				RPI 51-100				RPI 101+ Team's RPI: 151			
RPI	S	Opponent	Score	RPI	S	Opponent	Score	RPI	S	Opponent	Score	RPI	S	Opponent	Score
1	A	Notre Dame	48 78	36	A	North Carolina	61 84	65	H	Georgia Tech	46 60	107	A	Charlotte	69 43
3	H	Louisville	49 73	45	H	Indiana	73 87	73	A	Virginia Tech	57 69	112	H	St. John's (NY)	64 59
9	A	NC State	46 80	50	H	Clemson	53 69	73	N	Virginia Tech	63 85	125	H	Towson	60 53
9	H	NC State	50 59					79	A	Duke	52 66	127	H	Pittsburgh	64 70
10	A	Syracuse	57 77					79	H	Duke	44 55	131	H	Mercer	69 54
18	H	Miami (FL)	57 72					91	A	VCU	40 53	132	H	Boston College	64 65
20	A	Florida St.	61 85					96	A	Virginia	52 42	190	A	East Carolina	61 70
25	H	James Madison	50 49									210	H	UMES	78 67
												214	H	Xavier	50 62
												272	H	Richmond	62 48
												277	H	Norfolk St.	63 61
												301	N	South Carolina St.	58 44
LAST 12 Division I GAMES:															
		73	N	Virginia Tech	63	85	65	H	Georgia Tech	46	60				
		73	A	Virginia Tech	57	69	50	H	Clemson	53	69				
		127	H	Pittsburgh	64	70	20	A	Florida St.	61	85				
		79	H	Duke	44	55	9	H	NC State	50	59				
		9	A	NC State	46	80	96	A	Virginia	52	42				
		10	A	Syracuse	57	77	79	A	Duke	52	66				

Non-Div I Games:

Wake Forest

■ Loss,
■ Non-Conf,
■ S Site,
■ H Home
■ A Away
N Neutral

Average RPI Win: 170		WON-LOST	WINNING	LAST 10	STRENGTH OF	OPP. STRENGTH	TEAM	ADJ.	CONF.	ADJ CONF.
Average RPI Loss: 56		RECORD	PCT. RANK	GAMES	SCHEDULE	OF SCHEDULE	RPI	RPI	RPI	RPI
DIV. I ONLY		11- 21	261	1- 0	15	54	133	133	2	2
DIV. I NON-CONF.		7- 5	132	0- 0	77	177	120	120	2	2
TOTALS		RPI 1-25	RPI 26-50	W-L RECORDS	RPI 51-100	RPI 101-150	RPI 150+			
11- 21	1- 8		0- 5	OVERALL	2- 5	1- 0	7- 3			
6- 9	0- 4		0- 2	HOME	0- 2	1- 0	5- 1			
2- 9	0- 3		0- 2	AWAY	0- 2	0- 0	2- 2			
3- 3	1- 1		0- 1	NEUTRAL	2- 1	0- 0	0- 0			
7- 5	0- 1		0- 2	NON-CONFERENCE	1- 1	1- 0	5- 1			
5- 2	0- 1		0- 1	HOME	0- 0	1- 0	4- 0			
1- 1	0- 0		0- 0	AWAY	0- 0	0- 0	1- 1			
1- 2	0- 0		0- 1	NEUTRAL	1- 1	0- 0	0- 0			
4- 16	1- 7		0- 3	CONFERENCE	1- 4	0- 0	2- 2			
1- 7	0- 3		0- 1	HOME	0- 2	0- 0	1- 1			
1- 8	0- 3		0- 2	AWAY	0- 2	0- 0	1- 1			
2- 1	1- 1		0- 0	NEUTRAL	1- 0	0- 0	0- 0			

RPI 1-25				RPI 26-50				RPI 51-100				RPI 101+				Team's RPI: 133	
RPI	S	Opponent	Score	RPI	S	Opponent	Score	RPI	S	Opponent	Score	RPI	S	Opponent	Score		
4	A	Stanford	54 91	33	A	UCLA	60 76	52	A	Southern California	57 82	101	H	Ohio St.	69 59		
4	H	Stanford	53 72	40	A	California	70 79	79	N	Duke	71 64	159	A	Washington St.	61 94		
4	N	Stanford	61 72	40	H	California	65 71	80	H	Arizona	59 69	159	H	Washington St.	76 79		
5	A	Oregon	71 84	44	N	Michigan	73 80	84	N	Fordham	57 65	167	A	Tulane	51 63		
5	H	Oregon	57 76	46	H	Boise St.	69 73	93	A	Utah	56 88	175	A	Colorado	60 46		
8	H	Mississippi St.	56 103					93	H	Utah	43 58	175	H	Colorado	68 58		
24	A	Oregon St.	67 78					93	N	Utah	64 54	183	H	Montana	69 54		
24	H	Oregon St.	39 86									217	H	Northern Ariz.	81 59		
24	N	Oregon St.	68 67									227	H	George Mason	81 52		
												253	H	Cal St. Fullerton	83 74		
												338	A	Seattle U	69 58		
LAST 12 Division I GAMES:																	
				93	N	Utah	64 54	4	H	Stanford	53 72						
				24	N	Oregon St.	68 67	40	H	California	65 71						
				4	N	Stanford	61 72	175	A	Colorado	60 46						
				46	H	Boise St.	69 73	93	A	Utah	56 88						
				44	N	Michigan	73 80	159	A	Washington St.	61 94						
				84	N	Fordham	57 65	80	H	Arizona	59 69						

Non-Div I Games:

Washington

■ Loss, ■ Non-Conf, S Site, H Home A Away N Neutral

Average RPI Win:	153	WON-LOST	WINNING	LAST 10	STRENGTH OF	OPP. STRENGTH	TEAM	ADJ.	CONF.	ADJ CONF.
Average RPI Loss:	61	RECORD	PCT. RANK	GAMES	SCHEDULE	OF SCHEDULE	RPI	RPI	RPI	RPI
DIV. I ONLY	9- 21	272	0- 1	21	29	159	159	2	2	
DIV. I NON-CONF.	5- 6	177	0- 0	67	120	165	165	2	2	
TOTALS	RPI 1-25	RPI 26-50	W-L RECORDS	RPI 51-100	RPI 101-150	RPI 150+				
9- 21	0- 8	1- 5	OVERALL	2- 4	2- 1	4- 3				
6- 9	0- 4	1- 2	HOME	2- 2	1- 0	2- 1				
1- 10	0- 4	0- 2	AWAY	0- 2	1- 1	0- 1				
2- 2	0- 0	0- 1	NEUTRAL	0- 0	0- 0	2- 1				
5- 6	0- 1	1- 1	NON-CONFERENCE	1- 1	0- 1	3- 2				
3- 3	0- 0	1- 1	HOME	1- 1	0- 0	1- 1				
0- 2	0- 1	0- 0	AWAY	0- 0	0- 1	0- 0				
2- 1	0- 0	0- 0	NEUTRAL	0- 0	0- 0	2- 1				
4- 15	0- 7	0- 4	CONFERENCE	1- 3	2- 0	1- 1				
3- 6	0- 4	0- 1	HOME	1- 1	1- 0	1- 0				
1- 8	0- 3	0- 2	AWAY	0- 2	1- 0	0- 1				
0- 1	0- 0	0- 1	NEUTRAL	0- 0	0- 0	0- 0				

RPI	S	Opponent	Score	RPI	S	Opponent	Score	RPI	S	Opponent	Score	RPI	S	Opponent	Score	Team's RPI: 159
4	A	Stanford	64 85	33	A	UCLA	56 83	52	A	Southern California	73 81	133	A	Washington	79 76	
4	H	Stanford	42 67	40	A	California	63 77	80	H	Arizona	90 88	133	H	Washington	94 61	
5	A	Oregon	58 98	40	H	California	58 80	83	H	UC Davis	62 75	145	A	CSUN	52 65	
5	H	Oregon	64 79	40	N	California	58 77	93	A	Utah	67 75	153	N	Kansas	63 71	
13	A	Gonzaga	53 76	46	H	Boise St.	95 71	93	H	Utah	68 72	175	A	Colorado	61 72	
23	H	Arizona St.	46 61	47	H	Saint Mary's (CA)	64 70	94	H	Nebraska	87 84	175	H	Colorado	74 48	
24	A	Oregon St.	69 76									179	H	Utah St.	61 72	
24	H	Oregon St.	35 52									213	N	Jacksonville St.	64 51	
												249	H	San Francisco	91 61	
												256	N	Wichita St.	85 59	
LAST 12 Division I GAMES:																
		40 N California	58 77			175 A Colorado	61 72									
		256 N Wichita St.	85 59			133 H Washington	94 61									
		213 N Jacksonville St.	64 51			80 H Arizona	90 88									
		40 H California	58 80			23 H Arizona St.	46 61									
		4 H Stanford	42 67			52 A Southern California	73 81									
		93 A Utah	67 75			33 A UCLA	56 83									

Non-Div I Games:

Washington St.

■ Loss,
 ■ Non-Conf,
 S Site,
 ■ Home
 ■ Away
 N Neutral

Average RPI Win:	234	WON-LOST	WINNING	LAST 10	STRENGTH OF	OPP. STRENGTH	TEAM	ADJ.	CONF.	ADJ CONF.
Average RPI Loss:	170	RECORD	PCT. RANK	GAMES	SCHEDULE	OF SCHEDULE	RPI	RPI	RPI	RPI
DIV. I ONLY	5- 25	333	0- 1	251	179	313	313	16	16	
DIV. I NON-CONF.	2- 7	288	0- 0	281	240	312	312	12	12	
TOTALS	RPI 1-25	RPI 26-50	W-L RECORDS	RPI 51-100	RPI 101-150	RPI 150+				
5- 25	0- 0	0- 0	OVERALL	0- 7	1- 5	4- 13				
2- 11	0- 0	0- 0	HOME	0- 2	0- 3	2- 6				
3- 12	0- 0	0- 0	AWAY	0- 4	1- 2	2- 6				
0- 2	0- 0	0- 0	NEUTRAL	0- 1	0- 0	0- 1				
2- 7	0- 0	0- 0	NON-CONFERENCE	0- 3	0- 0	2- 4				
1- 2	0- 0	0- 0	HOME	0- 0	0- 0	1- 2				
1- 4	0- 0	0- 0	AWAY	0- 2	0- 0	1- 2				
0- 1	0- 0	0- 0	NEUTRAL	0- 1	0- 0	0- 0				
3- 18	0- 0	0- 0	CONFERENCE	0- 4	1- 5	2- 9				
1- 9	0- 0	0- 0	HOME	0- 2	0- 3	1- 4				
2- 8	0- 0	0- 0	AWAY	0- 2	1- 2	1- 4				
0- 1	0- 0	0- 0	NEUTRAL	0- 0	0- 0	0- 1				

RPI S	Opponent	Score	RPI S	Opponent	Score	RPI S	Opponent	Score	RPI S	Opponent	Score	Team's RPI: 313
						85	A Idaho	78 86	122	A Northern Colo.	55 54	
						85	H Idaho	74 79	122	H Northern Colo.	61 75	
						91	N VCU	36 64	124	A Portland St.	38 65	
						93	A Utah	56 77	124	H Portland St.	59 77	
						95	A Idaho St.	57 84	146	A Montana St.	59 72	
						95	H Idaho St.	57 70	146	H Montana St.	59 66	
						97	A Pepperdine	47 68	152	H UC Riverside	39 71	
									183	A Montana	56 64	
									183	H Montana	60 72	
									189	H Portland	73 89	
									205	A Eastern Wash.	70 66	
									205	H Eastern Wash.	58 64	
									205	N Eastern Wash.	74 81	
									217	A Northern Ariz.	64 74	
									217	H Northern Ariz.	64 75	
									263	A Sacramento St.	62 77	
									263	H Sacramento St.	69 78	
									267	H UTEP	68 63	
									268	A Southern Utah	79 84	
									268	H Southern Utah	67 66	
									287	A Utah Valley	59 65	
									303	A UTSA	59 66	
									307	A Incarnate Word	72 64	
LAST 12 Division I GAMES:												
			205	N Eastern Wash.	74 81	146	A Montana St.	59 72				
			205	A Eastern Wash.	70 66	183	A Montana	56 64				
			85	A Idaho	78 86	217	H Northern Ariz.	64 75				
			122	H Northern Colo.	61 75	268	H Southern Utah	67 66				
			95	A Idaho St.	57 84	263	A Sacramento St.	62 77				
			263	H Sacramento St.	69 78	124	A Portland St.	38 65				

Non-Div I Games: La Verne 105 43

Weber St.

West Virginia

Through Games Of March 11, 2019

Average RPI Win:	179	WON-LOST	WINNING	LAST 10	STRENGTH OF	OPP. STRENGTH	TEAM	ADJ.	CONF.	ADJ CONF.
Average RPI Loss:	35	RECORD	PCT. RANK	GAMES	SCHEDULE	OF SCHEDULE	RPI	RPI	RPI	RPI
DIV. I ONLY	20- 10	80	0- 1	113	22	81	81	3	3	
DIV. I NON-CONF.	9- 2	43	0- 0	335	138	181	181	3	3	
TOTALS	RPI 1-25	RPI 26-50	W-L RECORDS	RPI 51-100	RPI 101-150	RPI 150+				
20- 10	1- 4	2- 4	OVERALL	1- 1	6- 0	10- 1				
13- 4	1- 1	1- 2	HOME	1- 0	3- 0	7- 1				
6- 4	0- 2	1- 1	AWAY	0- 1	3- 0	2- 0				
1- 2	0- 1	0- 1	NEUTRAL	0- 0	0- 0	1- 0				
9- 2	0- 1	0- 1	NON-CONFERENCE	0- 0	2- 0	7- 0				
7- 1	0- 0	0- 1	HOME	0- 0	1- 0	6- 0				
1- 0	0- 0	0- 0	AWAY	0- 0	1- 0	0- 0				
1- 1	0- 1	0- 0	NEUTRAL	0- 0	0- 0	1- 0				
11- 8	1- 3	2- 3	CONFERENCE	1- 1	4- 0	3- 1				
6- 3	1- 1	1- 1	HOME	1- 0	2- 0	1- 1				
5- 4	0- 2	1- 1	AWAY	0- 1	2- 0	2- 0				
0- 1	0- 0	0- 1	NEUTRAL	0- 0	0- 0	0- 0				

RPI	S	Opponent	Score	RPI	S	Opponent	Score	RPI	S	Opponent	Score	RPI	S	Opponent	Score
2	A	Baylor	47 79	28	A	Texas	64 58	56	A	TCU	48 62	125	H	Towson	90 43
2	H	Baylor	57 63	28	H	Texas	58 70	56	H	TCU	79 65	127	A	Pittsburgh	77 43
7	N	Iowa	81 84	29	H	Missouri	51 68					142	A	Texas Tech	75 72
11	A	Iowa St.	61 77	31	A	Kansas St.	79 90					142	H	Texas Tech	68 65
11	H	Iowa St.	73 64	31	H	Kansas St.	60 30					143	A	Oklahoma St.	77 54
				31	N	Kansas St.	59 72					143	H	Oklahoma St.	67 58
												153	A	Kansas	75 61
												153	H	Kansas	71 50
												155	A	Oklahoma	66 55
												155	H	Oklahoma	69 80
												271	H	Niagara	84 32
												293	H	Bryant	94 48
												311	H	Morgan St.	72 37
												314	H	Coppin St.	78 37
												323	H	NJIT	95 50
												333	H	Eastern Ky.	78 29
												333	N	Eastern Ky.	81 39
LAST 12 Division I GAMES:															
				31	N	Kansas St.	59 72					143	A	Oklahoma St.	77 54
				333	N	Eastern Ky.	81 39					56	H	TCU	79 65
				2	H	Baylor	57 63					142	A	Texas Tech	75 72
				153	A	Kansas	75 61					11	A	Iowa St.	61 77
				31	A	Kansas St.	79 90					153	H	Kansas	71 50
				155	H	Oklahoma	69 80					28	A	Texas	64 58

Non-Div I Games:

West Virginia

■ Loss,
■ Non-Conf,
■ S Site,
■ H Home
■ A Away
N Neutral

Average RPI Win:	321	WON-LOST	WINNING	LAST 10	STRENGTH OF	OPP. STRENGTH	TEAM	ADJ.	CONF.	ADJ CONF.
Average RPI Loss:	206	RECORD	PCT. RANK	GAMES	SCHEDULE	OF SCHEDULE	RPI	RPI	RPI	RPI
DIV. I ONLY	2- 26	349	0- 1	250	320	342	342	28	28	
DIV. I NON-CONF.	2- 11	316	0- 0	174	345	304	304	25	25	
TOTALS	RPI 1-25	RPI 26-50	W-L RECORDS	RPI 51-100	RPI 101-150	RPI 150+				
2- 26	0- 1	0- 0	OVERALL	0- 1	0- 4	2- 20				
1- 11	0- 0	0- 0	HOME	0- 0	0- 1	1- 10				
1- 13	0- 1	0- 0	AWAY	0- 1	0- 2	1- 9				
0- 2	0- 0	0- 0	NEUTRAL	0- 0	0- 1	0- 1				
2- 11	0- 1	0- 0	NON-CONFERENCE	0- 1	0- 1	2- 8				
1- 4	0- 0	0- 0	HOME	0- 0	0- 0	1- 4				
1- 6	0- 1	0- 0	AWAY	0- 1	0- 1	1- 3				
0- 1	0- 0	0- 0	NEUTRAL	0- 0	0- 0	0- 1				
0- 15	0- 0	0- 0	CONFERENCE	0- 0	0- 3	0- 12				
0- 7	0- 0	0- 0	HOME	0- 0	0- 1	0- 6				
0- 7	0- 0	0- 0	AWAY	0- 0	0- 1	0- 6				
0- 1	0- 0	0- 0	NEUTRAL	0- 0	0- 1	0- 0				

RPI	S	Opponent	Score	RPI	S	Opponent	Score	RPI	S	Opponent	Score	RPI	S	Opponent	Score	Team's RPI: 342
21	A	Kentucky	39 99					65	A	Georgia Tech	49 84	131	A	Mercer	55 71	
												131	H	Mercer	67 69	
												131	N	Mercer	32 55	
												148	A	Tennessee Tech	58 77	
												170	A	Chattanooga	58 72	
												170	H	Chattanooga	50 65	
												173	A	Coastal Caro.	59 77	
												182	A	UNC Asheville	49 74	
												191	A	Furman	55 65	
												191	H	Furman	28 53	
												197	H	N.C. A&T	51 69	
												198	N	North Ala.	66 89	
												207	H	Campbell	37 63	
												243	A	ETSU	80 88	
												243	H	ETSU	41 72	
												244	H	Gardner-Webb	52 62	
												257	A	Wofford	65 91	
												257	H	Wofford	55 63	
												289	A	Samford	43 58	
												289	H	Samford	42 75	
												299	A	Winthrop	65 57	
												301	H	South Carolina St.	39 54	
												308	A	UNC Greensboro	59 71	
												308	H	UNC Greensboro	42 66	
												323	A	NJIT	71 79	
												343	H	USC Upstate	68 64	
LAST 12 Division I GAMES:																
131	N	Mercer	32 55	257	H	Wofford	55 63									
170	H	Chattanooga	50 65	191	H	Furman	28 53									
243	H	ETSU	41 72	243	A	ETSU	80 88									
308	H	UNC Greensboro	42 66	170	A	Chattanooga	58 72									
131	A	Mercer	55 71	308	A	UNC Greensboro	59 71									
289	A	Samford	43 58	289	H	Samford	42 75									

Non-Div I Games: North Greenville 71 44 Young Harris 63 54

Western Caro.

Loss, Non-Conf, S Site, H Home A Away N Neutral

Average RPI Win: 269	WON-LOST	WINNING	LAST 10	STRENGTH OF	OPP. STRENGTH	TEAM	ADJ.	CONF.	ADJ CONF.
Average RPI Loss: 132	RECORD	PCT. RANK	GAMES	SCHEDULE	OF SCHEDULE	RPI	RPI	RPI	RPI
DIV. I ONLY	10- 18	248	0- 1	157	221	238	238	19	19
DIV. I NON-CONF.	2- 9	297	0- 0	95	209	265	265	18	18
TOTALS	RPI 1-25	RPI 26-50	W-L RECORDS	RPI 51-100	RPI 101-150	RPI 150+			
10- 18	0- 1	0- 5	OVERALL	0- 2	0- 2	10- 8			
6- 5	0- 1	0- 3	HOME	0- 0	0- 0	6- 1			
3- 9	0- 0	0- 2	AWAY	0- 2	0- 1	3- 4			
1- 4	0- 0	0- 0	NEUTRAL	0- 0	0- 1	1- 3			
2- 9	0- 1	0- 1	NON-CONFERENCE	0- 2	0- 2	2- 3			
1- 2	0- 1	0- 1	HOME	0- 0	0- 0	1- 0			
0- 4	0- 0	0- 0	AWAY	0- 2	0- 1	0- 1			
1- 3	0- 0	0- 0	NEUTRAL	0- 0	0- 1	1- 2			
8- 9	0- 0	0- 4	CONFERENCE	0- 0	0- 0	8- 5			
5- 3	0- 0	0- 2	HOME	0- 0	0- 0	5- 1			
3- 5	0- 0	0- 2	AWAY	0- 0	0- 0	3- 3			
0- 1	0- 0	0- 0	NEUTRAL	0- 0	0- 0	0- 1			

RPI 1-25				RPI 26-50				RPI 51-100				RPI 101+ Team's RPI: 238			
RPI	S	Opponent	Score	RPI	S	Opponent	Score	RPI	S	Opponent	Score	RPI	S	Opponent	Score
16	H	Drake	71 98	29	H	Missouri	64 89	74	A	Butler	51 92	123	N	Northern Ill.	61 86
				30	A	South Dakota St.	62 100	89	A	Purdue	60 81	150	A	Bradley	68 82
				30	H	South Dakota St.	84 93					157	A	Oral Roberts	64 68
				37	A	South Dakota	49 92					157	H	Oral Roberts	85 92
				37	H	South Dakota	61 83					157	N	Oral Roberts	64 68
												165	A	Denver	85 94
												165	H	Denver	87 78
												191	N	Furman	85 78
												221	A	North Dakota	92 80
												221	H	North Dakota	111 90
												240	A	Southeast Mo. St.	71 81
												259	H	Austin Peay	77 72
												267	N	UTEP	72 84
												294	N	Eastern Ill.	62 64
												319	A	North Dakota St.	60 68
												319	H	North Dakota St.	82 70
												325	A	Omaha	79 67
												325	H	Omaha	78 70
												334	A	Purdue Fort Wayne	90 61
												334	H	Purdue Fort Wayne	73 59
LAST 12 Division I GAMES:															
				157	N	Oral Roberts	64 68	334	A	Purdue Fort Wayne	90 61				
				30	A	South Dakota St.	62 100	319	H	North Dakota St.	82 70				
				165	A	Denver	85 94	221	H	North Dakota	111 90				
				157	H	Oral Roberts	85 92	37	A	South Dakota	49 92				
				37	H	South Dakota	61 83	334	H	Purdue Fort Wayne	73 59				
				325	A	Omaha	79 67	325	H	Omaha	78 70				

Non-Div I Games: MacMurray 136 39 William Woods 81 73

Western Ill.

■ Loss,
 ■ Non-Conf,
 ■ S Site,
 ■ Home
 ■ A Away
 N Neutral

Average RPI Win:	200	WON-LOST	WINNING	LAST 10	STRENGTH OF	OPP. STRENGTH	TEAM	ADJ.	CONF.	ADJ CONF.
Average RPI Loss:	79	RECORD	PCT. RANK	GAMES	SCHEDULE	OF SCHEDULE	RPI	RPI	RPI	RPI
DIV. I ONLY	15- 13	148	0- 1	57	83	105	105	14	14	
DIV. I NON-CONF.	4- 8	241	0- 1	24	4	129	129	17	17	
TOTALS	RPI 1-25	RPI 26-50	W-L RECORDS	RPI 51-100	RPI 101-150	RPI 150+				
15- 13	0- 5	0- 2	OVERALL	3- 1	2- 1	10- 4				
7- 6	0- 2	0- 1	HOME	2- 0	2- 0	3- 3				
7- 5	0- 1	0- 1	AWAY	1- 1	0- 1	6- 1				
1- 2	0- 2	0- 0	NEUTRAL	0- 0	0- 0	1- 0				
4- 8	0- 5	0- 1	NON-CONFERENCE	1- 0	1- 0	2- 2				
2- 3	0- 2	0- 0	HOME	0- 0	1- 0	1- 1				
1- 3	0- 1	0- 1	AWAY	1- 0	0- 0	0- 1				
1- 2	0- 2	0- 0	NEUTRAL	0- 0	0- 0	1- 0				
11- 5	0- 0	0- 1	CONFERENCE	2- 1	1- 1	8- 2				
5- 3	0- 0	0- 1	HOME	2- 0	1- 0	2- 2				
6- 2	0- 0	0- 0	AWAY	0- 1	0- 1	6- 0				
0- 0	0- 0	0- 0	NEUTRAL	0- 0	0- 0	0- 0				

RPI 1-25				RPI 26-50				RPI 51-100				RPI 101+ Team's RPI: 105			
RPI	S	Opponent	Score	RPI	S	Opponent	Score	RPI	S	Opponent	Score	RPI	S	Opponent	Score
1	A	Notre Dame	53 94	26	A	Central Mich.	90 108	69	A	Middle Tenn.	69 81	103	A	UAB	63 70
3	H	Louisville	80 102	35	H	Rice	46 68	69	H	Middle Tenn.	67 56	107	H	Charlotte	76 58
7	H	Iowa	67 104					72	A	Little Rock	68 56	149	H	Southern Ill.	83 76
13	N	Gonzaga	55 76					100	H	Old Dominion	75 60	155	A	Oklahoma	83 90
24	N	Oregon St.	60 74									168	H	Louisiana Tech	81 76
												184	H	Southern Miss.	56 69
												187	A	North Texas	71 66
												187	H	North Texas	67 76
												201	A	Marshall	69 66
												201	H	Marshall	85 55
												218	H	Ball St.	83 86
												243	N	ETSU	82 68
												267	A	UTEP	64 61
												303	A	UTSA	81 62
												306	A	Fla. Atlantic	81 50
												311	H	Morgan St.	90 43
												321	A	FIU	94 82
LAST 12 Division I GAMES:															
13	N	Gonzaga	55 76	69	A	Middle Tenn.	69 81								
243	N	ETSU	82 68	187	H	North Texas	67 76								
69	H	Middle Tenn.	67 56	35	H	Rice	46 68								
187	A	North Texas	71 66	267	A	UTEP	64 61								
201	A	Marshall	69 66	303	A	UTSA	81 62								
103	A	UAB	63 70	168	H	Louisiana Tech	81 76								

Non-Div I Games: Union (TN) 77 65 Bellarmine 95 57

Western Ky.

Loss, Non-Conf, S Site, H Home A Away N Neutral

Average RPI Win:	277	WON-LOST	WINNING	LAST 10	STRENGTH OF	OPP. STRENGTH	TEAM	ADJ.	CONF.	ADJ CONF.
Average RPI Loss:	113	RECORD	PCT. RANK	GAMES	SCHEDULE	OF SCHEDULE	RPI	RPI	RPI	RPI
DIV. I ONLY	9- 20	268	0- 1	229	113	262	262	8	8	
DIV. I NON-CONF.	5- 5	162	0- 0	350	285	330	330	9	9	
TOTALS	RPI 1-25	RPI 26-50	W-L RECORDS	RPI 51-100	RPI 101-150	RPI 150+				
9- 20	0- 0	0- 6	OVERALL	0- 4	0- 4	9- 6				
4- 10	0- 0	0- 4	HOME	0- 2	0- 2	4- 2				
4- 9	0- 0	0- 2	AWAY	0- 2	0- 2	4- 3				
1- 1	0- 0	0- 0	NEUTRAL	0- 0	0- 0	1- 1				
5- 5	0- 0	0- 1	NON-CONFERENCE	0- 0	0- 1	5- 3				
2- 3	0- 0	0- 1	HOME	0- 0	0- 1	2- 1				
2- 1	0- 0	0- 0	AWAY	0- 0	0- 0	2- 1				
1- 1	0- 0	0- 0	NEUTRAL	0- 0	0- 0	1- 1				
4- 15	0- 0	0- 5	CONFERENCE	0- 4	0- 3	4- 3				
2- 7	0- 0	0- 3	HOME	0- 2	0- 1	2- 1				
2- 8	0- 0	0- 2	AWAY	0- 2	0- 2	2- 2				
0- 0	0- 0	0- 0	NEUTRAL	0- 0	0- 0	0- 0				

RPI 1-25				RPI 26-50				RPI 51-100				RPI 101+				Team's RPI: 262	
RPI	S	Opponent	Score	RPI	S	Opponent	Score	RPI	S	Opponent	Score	RPI	S	Opponent	Score		
				26	A	Central Mich.	57 88	75	A	Toledo	63 73	123	A	Northern Ill.	69 70		
				26	H	Central Mich.	53 87	75	H	Toledo	57 80	123	A	Northern Ill.	64 77		
				34	A	Ohio	56 70	77	A	Kent St.	51 55	123	H	Northern Ill.	71 74		
				38	H	Buffalo	59 61	77	H	Kent St.	52 56	134	H	New Mexico St.	54 66		
				44	H	Michigan	42 79					164	A	Akron	62 69		
				48	H	Miami (OH)	62 81					164	H	Akron	59 72		
												193	A	Eastern Mich.	61 64		
												193	H	Eastern Mich.	71 68		
												212	A	Bowling Green	84 82		
												218	A	Ball St.	65 62		
												218	H	Ball St.	72 54		
												221	N	North Dakota	50 62		
												237	A	Ole Miss	66 69		
												254	H	Loyola Chicago	53 64		
												306	A	Fla. Atlantic	69 59		
												333	H	Eastern Ky.	64 53		
												334	H	Purdue Fort Wayne	69 61		
												335	A	Detroit Mercy	54 44		
												346	N	Florida A&M	69 50		
LAST 12 Division I GAMES:																	
				123	A	Northern Ill.	69 70	77	H	Kent St.	52 56						
				123	H	Northern Ill.	71 74	34	A	Ohio	56 70						
				26	A	Central Mich.	57 88	26	H	Central Mich.	53 87						
				218	H	Ball St.	72 54	164	A	Akron	62 69						
				75	A	Toledo	63 73	77	A	Kent St.	51 55						
				193	H	Eastern Mich.	71 68	48	H	Miami (OH)	62 81						

Non-Div I Games: Saginaw Valley 75 51

Western Mich.

■ Loss,
 ■ Non-Conf,
 ■ S Site,
 ■ Home
 ■ Away
 N Neutral

Average RPI Win:	218	WON-LOST	WINNING	LAST 10	STRENGTH OF	OPP. STRENGTH	TEAM	ADJ.	CONF.	ADJ CONF.
Average RPI Loss:	129	RECORD	PCT. RANK	GAMES	SCHEDULE	OF SCHEDULE	RPI	RPI	RPI	RPI
DIV. I ONLY	12- 18	226	0- 1	216	105	256	256	9	9	
DIV. I NON-CONF.	7- 6	153	0- 0	238	227	250	250	8	8	
TOTALS	RPI 1-25	RPI 26-50	W-L RECORDS	RPI 51-100	RPI 101-150	RPI 150+				
12- 18	0- 2	0- 1	OVERALL	1- 2	0- 5	11- 8				
10- 8	0- 2	0- 0	HOME	1- 1	0- 3	9- 2				
2- 6	0- 0	0- 0	AWAY	0- 1	0- 1	2- 4				
0- 4	0- 0	0- 1	NEUTRAL	0- 0	0- 1	0- 2				
7- 6	0- 0	0- 1	NON-CONFERENCE	1- 1	0- 3	6- 1				
7- 3	0- 0	0- 0	HOME	1- 1	0- 2	6- 0				
0- 0	0- 0	0- 0	AWAY	0- 0	0- 0	0- 0				
0- 3	0- 0	0- 1	NEUTRAL	0- 0	0- 1	0- 1				
5- 12	0- 2	0- 0	CONFERENCE	0- 1	0- 2	5- 7				
3- 5	0- 2	0- 0	HOME	0- 0	0- 1	3- 2				
2- 6	0- 0	0- 0	AWAY	0- 1	0- 1	2- 4				
0- 1	0- 0	0- 0	NEUTRAL	0- 0	0- 0	0- 1				

RPI	S	Opponent	Score	RPI	S	Opponent	Score	RPI	S	Opponent	Score	RPI	S	Opponent	Score	Team's RPI: 256
6	H	UConn	47 84	37	N	South Dakota	64 73	70	H	Missouri St.	63 60	109	H	Houston	58 66	
15	H	UCF	49 57					76	A	Cincinnati	54 82	113	N	Northwestern	43 65	
								92	H	Creighton	71 83	114	A	South Fla.	46 55	
												143	H	Oklahoma St.	47 60	
												148	H	Tennessee Tech	45 55	
												159	N	Washington St.	59 85	
												160	A	Tulsa	49 63	
												160	H	Tulsa	71 49	
												160	N	Tulsa	50 61	
												166	A	Temple	52 68	
												166	H	Temple	40 65	
												167	A	Tulane	62 44	
												168	H	Louisiana Tech	70 56	
												172	H	Sam Houston St.	63 55	
												190	A	East Carolina	56 78	
												190	H	East Carolina	57 47	
												203	H	Grambling	70 61	
												230	A	SMU	50 78	
												230	H	SMU	53 42	
												232	A	Memphis	57 48	
												232	H	Memphis	50 71	
												332	H	Houston Baptist	68 50	
												345	H	Savannah St.	66 50	
												348	H	Ark.-Pine Bluff	76 39	
LAST 12 Division I GAMES:																
160	N	Tulsa	50 61	15	H	UCF	49 57	230	H	SMU	53 42					
159	N	Washington St.	59 85	76	A	Cincinnati	54 82	232	A	Memphis	57 48					
160	H	Tulsa	71 49	166	H	Temple	40 65	190	H	East Carolina	57 47					
166	A	Temple	52 68													
6	H	UConn	47 84													
114	A	South Fla.	46 55													

Non-Div I Games:

Wichita St.

■ Loss,
 ■ Non-Conf,
 ■ S Site,
 ■ Home
 ■ A Away
 N Neutral

Average RPI Win:	213	WON-LOST	WINNING	LAST 10	STRENGTH OF	OPP. STRENGTH	TEAM	ADJ.	CONF.	ADJ CONF.
Average RPI Loss:	124	RECORD	PCT. RANK	GAMES	SCHEDULE	OF SCHEDULE	RPI	RPI	RPI	RPI
DIV. I ONLY	14- 15	183	1- 0	124	160	161	161	10	10	
DIV. I NON-CONF.	7- 4	108	0- 0	160	311	109	109	10	10	
TOTALS	RPI 1-25	RPI 26-50	W-L RECORDS	RPI 51-100	RPI 101-150	RPI 150+				
14- 15	0- 2	0- 0	OVERALL	1- 3	2- 7	11- 3				
7- 7	0- 1	0- 0	HOME	0- 2	1- 3	6- 1				
7- 8	0- 1	0- 0	AWAY	1- 1	1- 4	5- 2				
0- 0	0- 0	0- 0	NEUTRAL	0- 0	0- 0	0- 0				
7- 4	0- 0	0- 0	NON-CONFERENCE	0- 2	0- 1	7- 1				
4- 1	0- 0	0- 0	HOME	0- 1	0- 0	4- 0				
3- 3	0- 0	0- 0	AWAY	0- 1	0- 1	3- 1				
0- 0	0- 0	0- 0	NEUTRAL	0- 0	0- 0	0- 0				
7- 11	0- 2	0- 0	CONFERENCE	1- 1	2- 6	4- 2				
3- 6	0- 1	0- 0	HOME	0- 1	1- 3	2- 1				
4- 5	0- 1	0- 0	AWAY	1- 0	1- 3	2- 1				
0- 0	0- 0	0- 0	NEUTRAL	0- 0	0- 0	0- 0				

RPI 1-25				RPI 26-50				RPI 51-100				RPI 101+ Team's RPI: 161			
RPI	S	Opponent	Score	RPI	S	Opponent	Score	RPI	S	Opponent	Score	RPI	S	Opponent	Score
25	A	James Madison	48 65					64	A	Drexel	77 72	102	A	Northeastern	74 88
25	H	James Madison	65 78					64	H	Drexel	58 62	102	H	Northeastern	71 75
								91	H	VCU	55 72	104	A	Hartford	45 50
								100	A	Old Dominion	69 83	116	A	UNCW	58 66
												116	H	UNCW	70 64
												125	A	Towson	80 69
												125	H	Towson	75 82
												128	A	Delaware	52 68
												128	H	Delaware	59 70
												154	A	Davidson	65 76
												190	H	East Carolina	63 43
												220	H	George Washington	73 59
												226	A	Elon	64 59
												226	H	Elon	65 60
												228	H	Howard	88 75
												248	A	Hofstra	60 55
												248	H	Hofstra	83 72
												265	A	Loyola Maryland	65 49
												272	H	Richmond	65 55
												277	A	Norfolk St.	55 44
												283	A	Fairfield	60 54
												296	A	Col. of Charleston	77 79
												296	H	Col. of Charleston	54 66
LAST 12 Division I GAMES:															
248	H	Hofstra	83 72	226	A	Elon	64 59								
102	H	Northeastern	71 75	116	A	UNCW	58 66								
128	A	Delaware	52 68	296	A	Col. of Charleston	77 79								
64	A	Drexel	77 72	64	H	Drexel	58 62								
25	H	James Madison	65 78	128	H	Delaware	59 70								
125	H	Towson	75 82	125	A	Towson	80 69								

Non-Div I Games:

William & Mary

■ Loss,
 ■ Non-Conf,
 ■ S Site,
 ■ H Home
 ■ A Away
 N Neutral

Winthrop

Through Games Of March 11, 2019

Average RPI Win:	290	WON-LOST	WINNING	LAST 10	STRENGTH OF	OPP. STRENGTH	TEAM	ADJ.	CONF.	ADJ CONF.
Average RPI Loss:	204	RECORD	PCT. RANK	GAMES	SCHEDULE	OF SCHEDULE	RPI	RPI	RPI	RPI
DIV. I ONLY	10- 18	248	0- 1	326	311	299	299	27	27	
DIV. I NON-CONF.	4- 6	212	0- 0	326	314	281	281	29	29	
TOTALS	RPI 1-25	RPI 26-50	W-L RECORDS	RPI 51-100	RPI 101-150	RPI 150+				
10- 18	0- 1	0- 0	OVERALL	0- 3	0- 1	10- 13				
5- 7	0- 0	0- 0	HOME	0- 1	0- 0	5- 6				
5- 11	0- 1	0- 0	AWAY	0- 2	0- 1	5- 7				
0- 0	0- 0	0- 0	NEUTRAL	0- 0	0- 0	0- 0				
4- 6	0- 1	0- 0	NON-CONFERENCE	0- 0	0- 1	4- 4				
2- 1	0- 0	0- 0	HOME	0- 0	0- 0	2- 1				
2- 5	0- 1	0- 0	AWAY	0- 0	0- 1	2- 3				
0- 0	0- 0	0- 0	NEUTRAL	0- 0	0- 0	0- 0				
6- 12	0- 0	0- 0	CONFERENCE	0- 3	0- 0	6- 9				
3- 6	0- 0	0- 0	HOME	0- 1	0- 0	3- 5				
3- 6	0- 0	0- 0	AWAY	0- 2	0- 0	3- 4				
0- 0	0- 0	0- 0	NEUTRAL	0- 0	0- 0	0- 0				

RPI 1-25				RPI 26-50				RPI 51-100				RPI 101+ Team's RPI: 299			
RPI	S	Opponent	Score	RPI	S	Opponent	Score	RPI	S	Opponent	Score	RPI	S	Opponent	Score
25	A	James Madison	39 56					87	A	Radford	49 70	111	A	Georgia	39 85
								87	H	Radford	57 79	182	A	UNC Asheville	36 70
								99	A	High Point	54 56	182	H	UNC Asheville	43 55
												185	A	Wisconsin	41 76
												196	A	Hampton	63 88
												196	H	Hampton	63 84
												207	A	Campbell	59 46
												207	H	Campbell	67 76
												226	H	Elon	58 57
												244	A	Gardner-Webb	64 62
												244	H	Gardner-Webb	52 65
												257	A	Wofford	53 70
												285	A	Ga. Southern	55 64
												292	A	Charleston So.	57 67
												292	H	Charleston So.	57 52
												296	A	Col. of Charleston	71 64
												301	A	South Carolina St.	58 50
												331	A	Presbyterian	62 54
												331	H	Presbyterian	55 52
												336	H	N.C. Central	66 41
												340	H	Longwood	77 69
												342	H	Western Caro.	57 65
												343	A	USC Upstate	49 58
												343	H	USC Upstate	50 76
LAST 12 Division I GAMES:															
196	A	Hampton	63 88	244	H	Gardner-Webb	52 65								
292	A	Charleston So.	57 67	331	A	Presbyterian	62 54								
207	H	Campbell	67 76	182	A	UNC Asheville	36 70								
343	A	USC Upstate	49 58	99	A	High Point	54 56								
87	H	Radford	57 79	331	H	Presbyterian	55 52								
182	H	UNC Asheville	43 55	196	H	Hampton	63 84								

Non-Div I Games: Newberry

63 67

Winthrop

■ Loss,
 ■ Non-Conf,
 ■ S Site,
 ■ Home
 ■ A Away
 N Neutral

Average RPI Win:	197	WON-LOST	WINNING	LAST 10	STRENGTH OF	OPP. STRENGTH	TEAM	ADJ.	CONF.	ADJ CONF.
Average RPI Loss:	82	RECORD	PCT. RANK	GAMES	SCHEDULE	OF SCHEDULE	RPI	RPI	RPI	RPI
DIV. I ONLY	15- 18	204	1- 0	158	72	185	185	4	4	
DIV. I NON-CONF.	9- 3	62	0- 0	310	216	170	170	6	6	
TOTALS	RPI 1-25	RPI 26-50	W-L RECORDS	RPI 51-100	RPI 101-150	RPI 150+				
15- 18	0- 2	1- 5	OVERALL	2- 3	4- 7	8- 1				
10- 6	0- 0	1- 2	HOME	2- 1	1- 3	6- 0				
1- 10	0- 2	0- 2	AWAY	0- 1	0- 4	1- 1				
4- 2	0- 0	0- 1	NEUTRAL	0- 1	3- 0	1- 0				
9- 3	0- 0	0- 0	NON-CONFERENCE	0- 3	2- 0	7- 0				
6- 1	0- 0	0- 0	HOME	0- 1	1- 0	5- 0				
1- 1	0- 0	0- 0	AWAY	0- 1	0- 0	1- 0				
2- 1	0- 0	0- 0	NEUTRAL	0- 1	1- 0	1- 0				
6- 15	0- 2	1- 5	CONFERENCE	2- 0	2- 7	1- 1				
4- 5	0- 0	1- 2	HOME	2- 0	0- 3	1- 0				
0- 9	0- 2	0- 2	AWAY	0- 0	0- 4	0- 1				
2- 1	0- 0	0- 1	NEUTRAL	0- 0	2- 0	0- 0				

RPI	S	Opponent	Score	RPI	S	Opponent	Score	RPI	S	Opponent	Score	RPI	S	Opponent	Score	Team's RPI: 185
7	A	Iowa	53 71	27	A	Rutgers	53 73	63	A	Green Bay	46 55	101	A	Ohio St.	68 70	
14	A	Maryland	57 75	41	H	Michigan St.	79 62	66	N	Arkansas	68 69	101	H	Ohio St.	50 61	
				44	A	Michigan	49 59	79	H	Duke	53 60	101	N	Ohio St.	73 63	
				44	H	Michigan	70 76	89	H	Purdue	76 69	108	A	Minnesota	56 74	
				44	N	Michigan	65 73	94	H	Nebraska	70 69	108	H	Minnesota	50 78	
				45	H	Indiana	68 75					113	A	Northwestern	46 72	
												127	N	Pittsburgh	57 42	
												130	H	IUPUI	65 64	
												147	A	Penn St.	64 71	
												147	H	Penn St.	59 65	
												147	N	Penn St.	65 57	
												195	A	Milwaukee	68 57	
												201	H	Marshall	67 49	
												225	A	Illinois	68 78	
												225	H	Illinois	75 67	
												299	H	Winthrop	76 41	
												304	N	Tennessee St.	58 53	
												319	H	North Dakota St.	64 53	
												329	H	Evansville	96 60	
												349	H	Chicago St.	85 38	
LAST 12 Division I GAMES:																
				147	N	Penn St.	65 57	225	H	Illinois	75 67					
				101	N	Ohio St.	73 63	101	A	Ohio St.	68 70					
				44	N	Michigan	65 73	41	H	Michigan St.	79 62					
				44	A	Michigan	49 59	225	A	Illinois	68 78					
				101	H	Ohio St.	50 61	44	H	Michigan	70 76					
				27	A	Rutgers	53 73	14	A	Maryland	57 75					

Non-Div I Games:

Wisconsin

■ Loss,
 ■ Non-Conf,
 ■ S Site,
 ■ Home
 ■ A Away
 N Neutral

Average RPI Win: 276	WON-LOST	WINNING	LAST 10	STRENGTH OF	OPP. STRENGTH	TEAM	ADJ.	CONF.	ADJ CONF.
Average RPI Loss: 187	RECORD	PCT. RANK	GAMES	SCHEDULE	OF SCHEDULE	RPI	RPI	RPI	RPI
DIV. I ONLY	13- 15	198	1- 0	338	252	257	257	28	28
DIV. I NON-CONF.	5- 7	206	0- 0	324	250	252	252	25	25
TOTALS	RPI 1-25	RPI 26-50	W-L RECORDS	RPI 51-100	RPI 101-150	RPI 150+			
13- 15	0- 0	0- 1	OVERALL	0- 1	0- 5	13- 8			
9- 1	0- 0	0- 0	HOME	0- 0	0- 1	9- 0			
3- 13	0- 0	0- 1	AWAY	0- 1	0- 3	3- 8			
1- 1	0- 0	0- 0	NEUTRAL	0- 0	0- 1	1- 0			
5- 7	0- 0	0- 1	NON-CONFERENCE	0- 1	0- 2	5- 3			
3- 0	0- 0	0- 0	HOME	0- 0	0- 0	3- 0			
2- 7	0- 0	0- 1	AWAY	0- 1	0- 2	2- 3			
0- 0	0- 0	0- 0	NEUTRAL	0- 0	0- 0	0- 0			
8- 8	0- 0	0- 0	CONFERENCE	0- 0	0- 3	8- 5			
6- 1	0- 0	0- 0	HOME	0- 0	0- 1	6- 0			
1- 6	0- 0	0- 0	AWAY	0- 0	0- 1	1- 5			
1- 1	0- 0	0- 0	NEUTRAL	0- 0	0- 1	1- 0			

RPI S	Opponent	Score	RPI S	Opponent	Score	RPI S	Opponent	Score	RPI S	Opponent	Score	Team's RPI: 257
50	A Clemson	77 85	65	A Georgia Tech	40 81	107	A Charlotte	63 85	131	A Mercer	59 65	
						131	H Mercer	79 81	131	N Mercer	51 69	
						135	A Appalachian St.	70 94	170	A Chattanooga	82 89	
						170	H Chattanooga	64 60	182	A UNC Asheville	46 60	
						191	A Furman	50 63	191	H Furman	84 75	
						243	A ETSU	79 92	243	H ETSU	77 74	
						243	N ETSU	75 66	244	H Gardner-Webb	59 53	
						285	A Ga. Southern	81 65	289	A Samford	62 79	
						289	H Samford	71 62	296	H Col. of Charleston	78 58	
						299	H Winthrop	70 53	308	A UNC Greensboro	61 77	
						308	H UNC Greensboro	93 66	331	A Presbyterian	50 61	
						336	A N.C. Central	59 66	340	A Longwood	101 72	
						342	A Western Caro.	63 55	342	H Western Caro.	91 65	
LAST 12 Division I GAMES:												
243	N ETSU	75 66	243	H ETSU	77 74							
131	N Mercer	51 69	342	A Western Caro.	63 55							
131	A Mercer	59 65	308	A UNC Greensboro	61 77							
289	A Samford	62 79	289	H Samford	71 62							
191	H Furman	84 75	131	H Mercer	79 81							
170	H Chattanooga	64 60	191	A Furman	50 63							

Non-Div I Games: Warren Wilson 107 30 Southern Wesleyan 110 47 Brevard 106 52

Wofford

Loss, Non-Conf, S Site, H Home A Away N Neutral

Average RPI Win: 218		WON-LOST	WINNING	LAST 10	STRENGTH OF	OPP. STRENGTH	TEAM	ADJ.	CONF.	ADJ CONF.
Average RPI Loss: 108		RECORD	PCT. RANK	GAMES	SCHEDULE	OF SCHEDULE	RPI	RPI	RPI	RPI
DIV. I ONLY		25- 6	27	1- 0	231	205	67	67	21	21
DIV. I NON-CONF.		7- 4	108	0- 0	79	155	54	54	19	19
TOTALS	RPI 1-25		RPI 26-50		W-L RECORDS		RPI 51-100		RPI 101-150	RPI 150+
25- 6	0- 0		0- 2		OVERALL		3- 1		5- 2	17- 1
11- 1	0- 0		0- 1		HOME		2- 0		2- 0	7- 0
9- 5	0- 0		0- 1		AWAY		0- 1		1- 2	8- 1
5- 0	0- 0		0- 0		NEUTRAL		1- 0		2- 0	2- 0
7- 4	0- 0		0- 2		NON-CONFERENCE		2- 0		1- 1	4- 1
1- 1	0- 0		0- 1		HOME		1- 0		0- 0	0- 0
2- 3	0- 0		0- 1		AWAY		0- 0		0- 1	2- 1
4- 0	0- 0		0- 0		NEUTRAL		1- 0		1- 0	2- 0
18- 2	0- 0		0- 0		CONFERENCE		1- 1		4- 1	13- 0
10- 0	0- 0		0- 0		HOME		1- 0		2- 0	7- 0
7- 2	0- 0		0- 0		AWAY		0- 1		1- 1	6- 0
1- 0	0- 0		0- 0		NEUTRAL		0- 0		1- 0	0- 0

[illegible]

Non-Div I Games:	Kentucky St.	83	53
------------------	--------------	----	----

Wright St.

■ Loss, ■ Non-Conf, S Site, H Home A Away N Neutral

Wyoming

Through Games Of March 11, 2019

Average RPI Win:	196	WON-LOST	WINNING	LAST 10	STRENGTH OF	OPP. STRENGTH	TEAM	ADJ.	CONF.	ADJ CONF.
Average RPI Loss:	85	RECORD	PCT. RANK	GAMES	SCHEDULE	OF SCHEDULE	RPI	RPI	RPI	RPI
DIV. I ONLY	19- 7	54	1- 0	109	133	60	60	15	15	
DIV. I NON-CONF.	5- 2	82	0- 0	26	72	23	23	13	13	
TOTALS	RPI 1-25	RPI 26-50	W-L RECORDS	RPI 51-100	RPI 101-150	RPI 150+				
19- 7	0- 0	2- 2	OVERALL	1- 3	2- 1	14- 1				
11- 2	0- 0	2- 0	HOME	1- 1	1- 1	7- 0				
6- 5	0- 0	0- 2	AWAY	0- 2	1- 0	5- 1				
2- 0	0- 0	0- 0	NEUTRAL	0- 0	0- 0	2- 0				
5- 2	0- 0	1- 1	NON-CONFERENCE	1- 1	1- 0	2- 0				
4- 0	0- 0	1- 0	HOME	1- 0	1- 0	1- 0				
0- 2	0- 0	0- 1	AWAY	0- 1	0- 0	0- 0				
1- 0	0- 0	0- 0	NEUTRAL	0- 0	0- 0	1- 0				
14- 5	0- 0	1- 1	CONFERENCE	0- 2	1- 1	12- 1				
7- 2	0- 0	1- 0	HOME	0- 1	0- 1	6- 0				
6- 3	0- 0	0- 1	AWAY	0- 1	1- 0	5- 1				
1- 0	0- 0	0- 0	NEUTRAL	0- 0	0- 0	1- 0				

RPI 1-25				RPI 26-50				RPI 51-100				Team's RPI: 60				RPI 101+			
RPI	S	Opponent	Score	RPI	S	Opponent	Score	RPI	S	Opponent	Score	RPI	S	Opponent	Score	RPI	S	Opponent	Score
				30	H	South Dakota St.	77 70	53	A	New Mexico	50 57	119	A	Fresno St.	63 56				
				46	A	Boise St.	64 72	53	H	New Mexico	75 78	119	H	Fresno St.	64 66				
				46	H	Boise St.	64 52	85	H	Idaho	64 61	146	H	Montana St.	66 58				
				47	A	Saint Mary's (CA)	84 90	98	A	Pacific	64 70	165	H	Denver	78 74				
												179	A	Utah St.	42 50				
												179	H	Utah St.	53 35				
												179	N	Utah St.	64 41				
												187	N	North Texas	53 49				
												200	A	UNLV	64 49				
												200	H	UNLV	90 62				
												202	H	San Diego St.	87 45				
												245	A	Nevada	55 51				
												279	A	Colorado St.	60 49				
												279	H	Colorado St.	56 32				
												295	A	Air Force	59 56				
												295	H	Air Force	80 60				
												298	A	San Jose St.	70 56				
												298	H	San Jose St.	85 56				
LAST 12 Division I GAMES:																			
				179	N	Utah St.	64 41	200	A	UNLV	64 49								
				53	A	New Mexico	50 57	245	A	Nevada	55 51								
				298	H	San Jose St.	85 56	179	H	Utah St.	53 35								
				295	A	Air Force	59 56	279	A	Colorado St.	60 49								
				119	H	Fresno St.	64 66	295	H	Air Force	80 60								
				279	H	Colorado St.	56 32	119	A	Fresno St.	63 56								

Non-Div I Games: Chadron St. 80 33 UC-Colo. Springs 98 37

Wyoming

Loss, Non-Conf, S Site, H Home A Away N Neutral

Average RPI Win: 228	WON-LOST	WINNING	LAST 10	STRENGTH OF	OPP. STRENGTH	TEAM	ADJ.	CONF.	ADJ CONF.
Average RPI Loss: 74	RECORD	PCT. RANK	GAMES	SCHEDULE	OF SCHEDULE	RPI	RPI	RPI	RPI
DIV. I ONLY	11- 19	241	0- 1	112	80	214	214	6	6
DIV. I NON-CONF.	9- 2	43	0- 0	282	300	134	134	4	4
TOTALS	RPI 1-25	RPI 26-50	W-L RECORDS	RPI 51-100	RPI 101-150	RPI 150+			
11- 19	0- 4	0- 0	OVERALL	0- 9	3- 6	8- 0			
9- 9	0- 2	0- 0	HOME	0- 4	2- 3	7- 0			
2- 9	0- 2	0- 0	AWAY	0- 5	1- 2	1- 0			
0- 1	0- 0	0- 0	NEUTRAL	0- 0	0- 1	0- 0			
9- 2	0- 0	0- 0	NON-CONFERENCE	0- 1	1- 1	8- 0			
8- 1	0- 0	0- 0	HOME	0- 0	1- 1	7- 0			
1- 1	0- 0	0- 0	AWAY	0- 1	0- 0	1- 0			
0- 0	0- 0	0- 0	NEUTRAL	0- 0	0- 0	0- 0			
2- 17	0- 4	0- 0	CONFERENCE	0- 8	2- 5	0- 0			
1- 8	0- 2	0- 0	HOME	0- 4	1- 2	0- 0			
1- 8	0- 2	0- 0	AWAY	0- 4	1- 2	0- 0			
0- 1	0- 0	0- 0	NEUTRAL	0- 0	0- 1	0- 0			

RPI 1-25				RPI 26-50				RPI 51-100				RPI 101+ Team's RPI: 214			
RPI	S	Opponent	Score	RPI	S	Opponent	Score	RPI	S	Opponent	Score	RPI	S	Opponent	Score
12	A	Marquette	53 79					55	A	Villanova	71 75	108	H	Minnesota	53 78
12	H	Marquette	44 90					55	H	Villanova	63 68	112	A	St. John's (NY)	41 70
22	A	DePaul	48 81					68	A	Georgetown	61 68	112	H	St. John's (NY)	57 76
22	H	DePaul	71 73					68	H	Georgetown	64 67	118	A	Providence	58 71
								74	A	Butler	38 63	118	H	Providence	55 63
								74	H	Butler	41 63	118	N	Providence	62 70
								76	A	Cincinnati	61 79	140	A	Seton Hall	80 76
								92	A	Creighton	62 66	140	H	Seton Hall	63 62
								92	H	Creighton	52 53	148	H	Tennessee Tech	70 60
												151	A	Wake Forest	62 50
												198	H	North Ala.	94 81
												212	H	Bowling Green	65 49
												266	H	Alabama St.	87 58
												282	H	New Orleans	61 45
												283	H	Fairfield	48 35
												337	H	Delaware St.	80 59
												349	H	Chicago St.	91 57
LAST 12 Division I GAMES:															
118	N	Providence	62 70	118	H	Providence	55 63								
68	H	Georgetown	64 67	74	A	Butler	38 63								
55	H	Villanova	63 68	112	A	St. John's (NY)	41 70								
12	A	Marquette	53 79	140	A	Seton Hall	80 76								
22	A	DePaul	48 81	22	H	DePaul	71 73								
92	H	Creighton	52 53	12	H	Marquette	44 90								

Non-Div I Games:

Xavier

Average RPI Win:	232	WON-LOST	WINNING	LAST 10	STRENGTH OF	OPP. STRENGTH	TEAM	ADJ.	CONF.	ADJ CONF.
Average RPI Loss:	125	RECORD	PCT. RANK	GAMES	SCHEDULE	OF SCHEDULE	RPI	RPI	RPI	RPI
DIV. I ONLY	16- 13	142	1- 0	159	226	137	137	11	11	
DIV. I NON-CONF.	10- 5	91	1- 0	198	333	90	90	11	11	
TOTALS	RPI 1-25	RPI 26-50	W-L RECORDS	RPI 51-100	RPI 101-150	RPI 150+				
16- 13	0- 0	0- 0	OVERALL	2- 6	1- 3	13- 4				
7- 3	0- 0	0- 0	HOME	1- 2	0- 0	6- 1				
6- 10	0- 0	0- 0	AWAY	1- 4	1- 3	4- 3				
3- 0	0- 0	0- 0	NEUTRAL	0- 0	0- 0	3- 0				
10- 5	0- 0	0- 0	NON-CONFERENCE	0- 2	1- 3	9- 0				
3- 0	0- 0	0- 0	HOME	0- 0	0- 0	3- 0				
4- 5	0- 0	0- 0	AWAY	0- 2	1- 3	3- 0				
3- 0	0- 0	0- 0	NEUTRAL	0- 0	0- 0	3- 0				
6- 8	0- 0	0- 0	CONFERENCE	2- 4	0- 0	4- 4				
4- 3	0- 0	0- 0	HOME	1- 2	0- 0	3- 1				
2- 5	0- 0	0- 0	AWAY	1- 2	0- 0	1- 3				
0- 0	0- 0	0- 0	NEUTRAL	0- 0	0- 0	0- 0				

RPI S	Opponent	Score	RPI S	Opponent	Score	RPI S	Opponent	Score	RPI S	Opponent	Score	Team's RPI: 137
						51	A Princeton	96 86	112	A St. John's (NY)	52 56	
						51	H Princeton	68 80	118	A Providence	42 59	
						57	A Penn	48 54	120	A Youngstown St.	58 56	
						57	H Penn	56 65	123	A Northern Ill.	80 89	
						62	A SFA	57 67	181	N Saint Louis	58 52	
						76	A Cincinnati	52 66	194	A Cornell	56 66	
						88	A Harvard	69 83	194	H Cornell	41 43	
						88	H Harvard	65 62	197	N N.C. A&T	59 49	
									211	A Dartmouth	54 56	
									211	H Dartmouth	64 49	
									246	H Colgate	80 61	
									250	A Columbia	67 54	
									250	H Columbia	69 61	
									271	N Niagara	67 64	
									278	A Vermont	58 55	
									281	A Brown	71 86	
									281	H Brown	84 72	
									291	A Army West Point	62 51	
									318	A Wagner	74 41	
									327	H Central Conn. St.	58 46	
									347	H Saint Peter's	72 56	
LAST 12 Division I GAMES:												
197	N	N.C. A&T	59	49	194	A	Cornell	56	66			
62	A	SFA	57	67	88	A	Harvard	69	83			
271	N	Niagara	67	64	211	A	Dartmouth	54	56			
51	H	Princeton	68	80	194	H	Cornell	41	43			
57	H	Penn	56	65	250	H	Columbia	69	61			
250	A	Columbia	67	54	57	A	Penn	48	54			

Non-Div I Games:

Yale

■ Loss,
 ■ Non-Conf,
 ■ S Site,
 ■ Home
 ■ A Away
 N Neutral

Average RPI Win:	232	WON-LOST	WINNING	LAST 10	STRENGTH OF	OPP. STRENGTH	TEAM	ADJ.	CONF.	ADJ CONF.
Average RPI Loss:	113	RECORD	PCT. RANK	GAMES	SCHEDULE	OF SCHEDULE	RPI	RPI	RPI	RPI
DIV. I ONLY	20- 9	67	1- 0	232	225	120	120	21	21	
DIV. I NON-CONF.	6- 3	91	0- 0	111	220	82	82	19	19	
TOTALS	RPI 1-25	RPI 26-50	W-L RECORDS	RPI 51-100	RPI 101-150	RPI 150+				
20- 9	0- 0	0- 1	OVERALL	2- 4	2- 2	16- 2				
14- 1	0- 0	0- 0	HOME	2- 0	1- 1	11- 0				
6- 7	0- 0	0- 1	AWAY	0- 3	1- 1	5- 2				
0- 1	0- 0	0- 0	NEUTRAL	0- 1	0- 0	0- 0				
6- 3	0- 0	0- 1	NON-CONFERENCE	0- 1	1- 1	5- 0				
4- 1	0- 0	0- 0	HOME	0- 0	0- 1	4- 0				
2- 2	0- 0	0- 1	AWAY	0- 1	1- 0	1- 0				
0- 0	0- 0	0- 0	NEUTRAL	0- 0	0- 0	0- 0				
14- 6	0- 0	0- 0	CONFERENCE	2- 3	1- 1	11- 2				
10- 0	0- 0	0- 0	HOME	2- 0	1- 0	7- 0				
4- 5	0- 0	0- 0	AWAY	0- 2	0- 1	4- 2				
0- 1	0- 0	0- 0	NEUTRAL	0- 1	0- 0	0- 0				

RPI 1-25				RPI 26-50				RPI 51-100				RPI 101+ Team's RPI: 120			
RPI	S	Opponent	Score	RPI	S	Opponent	Score	RPI	S	Opponent	Score	RPI	S	Opponent	Score
42	A	Bucknell	68 73					63	A	Green Bay	42 60	127	A	Pittsburgh	64 55
								63	H	Green Bay	70 59	130	A	IUPUI	44 64
								63	N	Green Bay	53 55	130	H	IUPUI	70 52
								67	A	Wright St.	65 70	137	H	Yale	56 58
								67	H	Wright St.	83 68	164	H	Akron	72 61
								77	A	Kent St.	34 62	177	H	Robert Morris	69 59
												195	A	Milwaukee	68 71
												195	H	Milwaukee	67 47
												195	H	Milwaukee	64 58
												208	H	Saint Francis (PA)	80 56
												241	A	Northern Ky.	62 65
												241	H	Northern Ky.	77 66
												254	H	Loyola Chicago	74 63
												280	A	Cleveland St.	74 61
												280	H	Cleveland St.	73 55
												288	A	Canisius	62 36
												309	A	Oakland	69 55
												309	H	Oakland	76 61
												335	A	Detroit Mercy	85 59
												335	H	Detroit Mercy	91 45
												339	A	UIC	83 59
												339	H	UIC	81 29
LAST 12 Division I GAMES:															
195	H	Milwaukee	64 58	63	H	Green Bay	70 59								
63	N	Green Bay	53 55	339	A	UIC	83 59								
280	A	Cleveland St.	74 61	130	A	IUPUI	44 64								
67	A	Wright St.	65 70	335	H	Detroit Mercy	91 45								
241	A	Northern Ky.	62 65	309	H	Oakland	76 61								
195	H	Milwaukee	67 47	280	H	Cleveland St.	73 55								

Non-Div I Games: Thiel 76 53 Carlow 90 31

Youngstown St.